



Seawolf History & Record Book



MOST POINTS

Game: 46, Suki Wiggs at Central Washington, 12/1/16
 Season: 813, Jesse Jackson, 1986-87
 Career: 1,902, Peter Bullock, 2000-04

HIGHEST SCORING AVERAGE

Season: 27.1, Jesse Jackson, 1986-87
 Career: 24.2, Suki Wiggs, 2015-17

FIELD GOALS MADE

Game: 17, Bo Jackson vs Montana State-Billings, 12/1/77; Jesse Jackson vs Cal-Riverside, 3/7/86; Del Willis vs Alaska Fairbanks, 11/11/90; Jackie Johnson vs Chico State, 3/15/90
 Season: 299, Tony Turner, 1979-80
 Career: 713, Peter Bullock, 2000-04

FIELD GOALS ATTEMPTED

Game: 32, Jesse Jackson vs Metro State, 1/23/87
 Season: 609, Jesse Jackson, 1986-87
 Career: 1,394, Peter Bullock, 2000-04

FIELD GOAL PERCENTAGE

Game: 1.000 (12-12), Rob King vs Saint Martins, 1/16/78
 Season: .665, Chris Lewis, 1998-99
 Career: .621, Taylor Rohde, 2010-12

3-POINT FIELD GOALS MADE

Game: 12, Kyle Fossman vs Western Oregon, 2/22/14
 Season: 116, Niko Bevens, 2019-20
 Season per Game: 3.8, Kyle Fossman, 2013-14
 Career: 302, Travis Thompson, 2010-12, 2013-15
 Career per Game: 3.2, Kemmy Burgess, 2003-04 & 2005-06

3-POINT FIELD GOALS ATTEMPTED

Game: 20, Cody Gallatin vs Humboldt State, 1/30/03
 Season: 259, Travis Thompson, 2013-14
 Career: 690, Travis Thompson, 2010-12, 2013-15

3-POINT FIELD GOAL PERCENTAGE

Game (Min. 5 att.): 1.000 (5-5), Rick Stafford vs San Francisco, 12/30/96
 Game (Min. 6 att.): .889 (8-9), Niko Bevens vs Coast Guard, 11/8/19
 Season (Min. 50 att.): .560 (28-50), Chris Hamey, 1997-98
 Career: .474 (195-411), Kemmy Burgess, 2003-04, 2005-06

FREE THROWS MADE

Game: 17, Jeff Martin vs Fordham, 11/27/83; Suki Wiggs at Central Washington, 2/27/16; Suki Wiggs at Chaminade, 11/11/16
 Season: 243, Suki Wiggs, 2015-16
 Season per Game: 7.6, Suki Wiggs, 2015-16
 Career: 456, Peter Bullock, 2000-04
 Career per Game: 6.98, Suki Wiggs, 2015-17

FREE THROWS ATTEMPTED


Game: 22, Jackie Johnson vs Alaska Fairbanks, 2/8/91
 Season: 316, Suki Wiggs, 2015-16
 Career: 675, Peter Bullock, 2000-04

FREE THROW PERCENTAGE


Game: 1.000 (16-16), Brian McGill at Alaska Fairbanks, 1/16/16
 Season: .918 (45-49), Buddy Bailey, 2006-07
 Career: .884 (130-147), Mark Drake, 2001-05



Kemmy Burgess



Hansi Gnad



Jesse Jackson

REBOUNDS

Game: 24, Bo Jackson vs Texas, 12/10/78
 Season: 367, Hansi Gnad, 1986-87
 Season Average: 12.2, Hansi Gnad, 1986-87
 Career: 1,124, Hansi Gnad, 1983-87
 Career Average: 10.0, Corey Hammell, 2015-17

ASSISTS

Game: 20, Brian McGill vs Northland International, 12/16/13
 Season: 310, Luke Cooper, 2007-08
 Season Average: 8.9, Luke Cooper, 07-08
 Career: 880, Luke Cooper, 2004-08
 Career Average: 7.3, Luke Cooper, 2004-08

STEALS

Game: 9, Tyrone Jones vs Hawaii-Loa, 1/10/85
 Season: 84, Tony Turner, 1979-80
 Season Average: 2.6, Tony Turner, 79-80
 Career: 192, Jim Hajdukovich, 1995-99
 Career Average: 2.2, Rawley Farris, 80-82

BLOCKED SHOTS

Game: 8, Hansi Gnad vs Seattle Pacific, 2/22/86
 Season: 76, Connor Devine, 2016-17
 Season Average: 2.62, Connor Devine, 2016-17
 Career: 145, Hansi Gnad, 1983-87
 Career Average: 1.23, Hansi Gnad, 83-87

DOUBLE-DOUBLES

Season: 19, Hansi Gnad, 1985-86
 Career: 48, Peter Bullock, 2000-04

MINUTES PLAYED

Game: 53, Suki Wiggs vs Western Oregon (at Lacey, Wash.), 3/3/17
 Season: 1,271, Luke Cooper, 2007-08
 Season, per Game: 37.26, Jason Kaiser, 1994-95

GAMES PLAYED

Season: 35, Carl Arts, McCade Olsen, Chris Bryant, Luke Cooper, Cameron Burney, Jeremiah Trueman & Kevin White, 2007-08
 Career: 124, Vern Robateau, 1985-90

GAMES STARTED

Season: 35, Carl Arts, McCade Olsen, Chris Bryant & Luke Cooper, 2007-08
 Career: 107, Peter Bullock, 2000-04

MOST POINTS SCORED

Game: 149 vs Northland International, 12/16/13
 1st Half: 77 vs Alaska Fairbanks, 2/10/90
 2nd Half: 72 vs Northland International, 12/16/13
 Season: 2,945, 1977-78

GREATEST MARGINS

Of Victory: 97 (127-30) at Carver Bible College, 12/30/99
 Of Defeat: 54 (56-110) vs Tennessee-Chattanooga, 11/27/92
 Halftime Lead: 51 (68-17) at Carver Bible College, 12/30/99
 Halftime Deficit: 34 (54-20) vs Alabama, 11/24/04

FEWEST POINTS ALLOWED

1st Half: 7 at American Sports University, 11/11/09
 2nd Half: 13 at Carver Bible, 12/30/99
 Game: 27 vs Portland Bible, 11/24/24 & vs Johnson & Wales, 12/20/24
 Season: 1,735, 2009-10
 Season Avg: 62.6, 2017-18

MOST POINTS ALLOWED

Game: 141 vs Montana State Billings, 2/1/96
 1st Half: 65 at Montana State Billings, 2/1/96
 2nd Half: 76 at Montana State Billings, 2/1/96

FIELD GOALS MADE

Game: 60 vs Alaska Southeast, 11/11/89
 Season: 1,233, 1977-78

FIELD GOALS ATTEMPTED

Game: 113 vs Alaska Southeast, 11/11/89
 Season: 2,513, 1977-78

FIELD GOAL PERCENTAGE

Game: .724 (42-58) vs Portland Bible, 11/23/24
 Season: .515, 1980-81

3-POINT FIELD GOALS MADE

Game: 27 vs Northland Int'l, 12/16/13 & vs Western Oregon, 2/22/14
 Season (Total): 406, 2019-20
 Season (Per Game): 13.0, 2013-14

3-POINT FIELD GOALS ATTEMPTED

Game: 50 vs Northland International, 12/16/13
 Season: 995, 2019-20

3-POINT FIELD GOAL PERCENTAGE

Game (min. 10 att.): .750 (9-12) vs Adams State, 12/21/99
 Season: .458 (280-612) 2003-04

FREE THROWS MADE

Game: 39 vs BYU-Hawaii, 2/14/81; vs Sacramento State, 1/27/90
 Season: 703, 2015-16

FREE THROWS ATTEMPTED

Game: 60 vs Sacramento State, 1/27/90
 Season: 873, 2015-16

FREE THROW PERCENTAGE

Game: 1.000 (24-24) vs BYU-Hawaii, 12/10/05
 Season: .804 (703-873), 2015-16

REBOUNDS

Game: 90 vs Alaska Pacific, 11/14/86
 Season Avg: 45.4, 1977-78

ASSISTS

Game: 41 vs Northland International, 12/16/13
 Season Avg: 22.8, 1995-96

STEALS

Game: 27 vs Dubuque, 12/4/81
 Season Avg: 14.7, 1979-80

BLOCKS

Game: 11 vs Seattle Pacific, 2/22/86
 Season Avg: 4.37, 1997-98

SEASON WON-LOSS RECORDS

Most Games Played: 35, 2007-08
 Most Wins: 29, 2007-08
 Most Losses: 25, 1976-77
 Most Home Wins: 18, 1989-90 & 2007-08
 Most Road Wins: 10, 2007-08
 Highest Win Pct: .829 (29-6), 2007-08
 Fewest Losses: 6, 2007-08
 Most OT Games: 4, 2002-03 & 2019-20
 Consecutive Games Won:
 Overall: 18, 2007-08
 Season: 18, 2007-08
 Home: 21, 1986-87, 1987-89

MISCELLANEOUS

Home Attendance
 Game – 8,700 (4 times), Nov. 27-28-29, 1997; Nov. 26, 1998

UAA SINGLE-SEASON STATS LEADERS

POINTS

1. Jesse Jackson (1986-87)	813
2. Suki Wiggs (2015-16)	770
3. Suki Wiggs (2016-17)	707
4. Jason Kaiser (1993-94)	695
5. Jason Kaiser (1994-95)	668
6. Jesse Jackson (1985-86)	658
7. Todd Fisher (1989-90)	654
Kemmy Burgess (2005-06)	654
9. Carl Arts (2007-08)	646
10. Travis Thompson (2013-14)	640

SCORING AVERAGE

1. Jesse Jackson (1986-87)	27.1
2. Jason Kaiser (1994-95)	24.7
3. Suki Wiggs (2016-17)	24.4
4. Suki Wiggs (2015-16)	24.1
5. Jason Kaiser (1993-94)	22.4
6. Todd Fisher (1989-90)	21.8
7. Ed Kirk (2000-01)	21.7
8. Travis Thompson (2013-14)	21.3
9. Jesse Jackson (1985-86)	21.2
10. Jeff Martin (1983-84)	21.1

REBOUNDS

1. Hansi Gnad (1986-87)	367
2. Hansi Gnad (1985-86)	339
3. Corey Hammell (2015-16)	325
4. Todd Fisher (1989-90)	313
5. Dale Bartley (1987-88)	310
6. Peter Bullock (2002-03)	285
7. Corey Hammell (2016-17)	284
8. Peter Bullock (2003-04)	278
Carl Arts (2007-08)	278
10. Jeff Sheedy (1987-88)	272

REBOUNDING AVERAGE

1. Hansi Gnad (1986-87)	12.2
2. Hansi Gnad (1985-86)	10.6
3. Peter Bullock (2002-03)	10.6
4. Todd Fisher (1989-90)	10.4
5. Corey Hammell (2015-16)	10.2
6. Serge Using (1999-00)	10.1
7. Corey Hammell (2016-17)	9.8
8. Bo Jackson (1978-79)	9.3
9. Peter Bullock (2003-04)	9.3
10. Dale Bartley (1987-88)	9.1

DOUBLE-DOUBLES

1. Hansi Gnad (1985-86)	19
2. Hansi Gnad (1986-87)	18
Todd Fisher (1989-90)	18
4. Peter Bullock (2002-03)	16
5. Dale Bartley (1987-88)	14
Peter Bullock (2003-04)	14
Corey Hammell (2015-16)	14
8. Peter Bullock (2001-02)	13
9. Ryan Williams (1995-96)	10
Theo Mayhue (1992-93)	10
Carl Arts (2007-08)	10



Connor Devine
(76 blocks, 2.6 bpg in 2016-17)

ASSISTS

1. Luke Cooper (2007-08)	310
2. Luke Cooper (2006-07)	230
3. Bryan Anderson (1993-94)	200
4. Luke Cooper (2005-06)	199
5. Chris Bullock (1983-84)	191
6. Rick Stafford (1995-96)	182
7. Brian McGill (2013-14)	177
8. Dave Washington (1977-78)	167
9. Ed Kirk (2000-01)	159
10. Jerry Sommer (1989-90)	151

ASSISTS PER GAME

1. Luke Cooper (2007-08)	8.86
2. Luke Cooper (2006-07)	8.21
3. Chris Bullock (1983-84)	6.82
4. Rick Stafford (1995-96)	6.50
5. Bryan Anderson (1993-94)	6.45
6. Luke Cooper (2005-06)	6.42
7. Brian McGill (2013-14)	5.90
8. Ed Kirk (2000-01)	5.89
9. Dave Washington (1977-78)	5.39
10. Brian McGill (2014-15)	5.32

STEALS

1. Tony Turner (1979-80)	84
2. Michael Johnson (1987-88)	73
3. Rawley Farris (1981-82)	71
4. Al Collins (1979-80)	67
Mark Lenoir (1990-91)	67
6. Tom Wheeler (1979-80)	64
7. Chris Bullock (1983-84)	62
Peter Bullock (2002-03)	62
9. Tyson Gilbert (2023-24)	61
10. Sloan Carlson (1982-83)	59
Flip Wilcox (1986-87)	59

STEALS PER GAME

1. Tom Wheeler (1979-80)	2.78
2. Tony Turner (1979-80)	2.63
3. Rawley Farris (1981-82)	2.37
4. Peter Bullock (2002-03)	2.30
5. Mark Lenoir (1990-91)	2.23
6. Chris Bullock (1983-84)	2.21
7. Michael Johnson (1987-88)	2.15
8. Flip Wilcox (1986-87)	2.11
9. Al Collins (1979-80)	2.09
10. Tyrone Jones (1984-85)	2.04

BLOCKS

1. Connor Devine (2016-17)	76
2. Serge Using (1998-99)	63
3. Adam Reid (1997-98)	62
Serge Using (1999-00)	62
5. Stefan Arntz (1991-92)	51
6. Del Willis (1990-91)	50
7. Hansi Gnad (1986-87)	47
8. Hansi Gnad (1985-86)	42
9. Raynold Samuel (1993-94)	41
10. Jackie Johnson (1990-91)	40

BLOCKS PER GAME

1. Connor Devine (2016-17)	2.62
2. Serge Using (1999-00)	2.38
3. Serge Using (1998-99)	2.33
4. Adam Reid (1997-98)	2.30
5. Stefan Arntz (1991-92)	1.82
6. Del Willis (1990-91)	1.67
7. Hansi Gnad (1986-87)	1.57
8. Brian Pearson (2018-19)	1.39
9. Jackie Johnson (1990-91)	1.38
10. Brian Pearson (2017-18)	1.34

FIELD GOAL PERCENTAGE

1. Chris Lewis (1998-99)	.665
2. Mark Fitt (1980-81)	.642
3. Kalidou Diouf (2014-15)	.637
4. Taylor Rohde (2011-12)	.627
5. Dale Bartley (1987-88)	.626
6. Jeremiah Trueman (2007-08)	.618
7. Taylor Rohde (2010-11)	.614
8. Ryan Williams (1996-97)	.611
9. Joe Davis (2005-06)	.610
10. Sjur Berg (2018-19)	.598

FIELD GOALS MADE

1. Jesse Jackson (1986-87)	281
2. Jason Kaiser (1994-95)	259
3. Todd Fisher (1989-90)	252
4. Jessie Jackson (1985-86)	247
5. Dale Bartley (1986-87)	244
6. Michael Johnson (1987-88)	242
7. Dana Pope (1994-95)	241
8. Jason Kaiser (1993-94)	236
9. Jeff Martin (1983-84)	234
10. Carl Arts (2007-08)	232

UAA SINGLE-SEASON STATS LEADERS, cont.

FIELD GOALS ATTEMPTED

1. Jesse Jackson (1986-87)	609
2. Suki Wiggs (2015-16)	541
3. Jason Kaiser (1994-95)	538
4. Jason Kaiser (1993-94)	520
5. Suki Wiggs (2016-17)	504
6. Michael Johnson (1987-88)	501
7. Jesse Jackson (1985-86)	496
8. Tony Turner (1979-80)	491
9. Averian Parrish (1987-88)	487
10. Andre Boudreaux (1993-94)	479

3-POINT FIELD GOAL PERCENTAGE

1. Chris Hamey (1997-98)	.560
2. Adam Fitt-Chappell (2005-06)	.526
3. Tobin Karlberg (2019-20)	.509
4. Kemmy Burgess (2003-04)	.500
5. Adam Fitt-Chappell (2003-04)	.500
6. Brian McGill (2013-14)	.480
7. Travis Thompson (2011-12)	.476
8. Jack Macdonald (2019-20)	.473
9. Carl Arts (2006-07)	.466
10. Mario Gill (2010-11)	.463
AJ Garrity (2022-23)	.463

3-POINT FIELD GOALS MADE

1. Niko Bevens (2019-20)	116
2. Kyle Fossman (2013-14)	113
3. Travis Thompson (2013-14)	109
4. Tyler Burraston (2024-25)	104
5. Kemmy Burgess (2003-04)	100
6. Kemmy Burgess (2005-06)	95
7. Chris Bryant (2007-08)	93
8. Jason Kaiser (1993-94)	87
Tai Riser (1993-94)	87
10. Travis Thompson (2014-15)	86

3-POINT FG MADE PER GAME

1. Kyle Fossman (2013-14)	3.77
2. Travis Thompson (2013-14)	3.63
3. Niko Bevens (2019-20)	3.41
4. Tyler Burraston (2024-25)	3.35
5. Travis Thompson (2014-15)	3.07
6. Kemmy Burgess (2005-06)	3.06
7. Kemmy Burgess (2003-04)	3.00
8. Niko Bevens (2018-19)	2.93
9. Tyler Brimhall (2018-19)	2.86
10. Jason Kaiser (1993-94)	2.81
Tai Riser (1993-94)	2.81

3-POINT FIELD GOALS ATTEMPTED

1. Travis Thompson (2013-14)	259
2. Niko Bevens (2019-20)	257
3. Kyle Fossman (2013-14)	252
4. Tai Riser (1993-94)	230
5. Jesse Jackson (1986-87)	226
6. Casey Robinson (2010-11)	223
Niko Bevens (2018-19)	223
8. Tyson Gilbert (2023-24)	217
9. Jason Kaiser (1993-94)	213
10. Kemmy Burgess (2005-06)	211



Kyle Fossman

(3.8 3FGs per game in 2013-14)

FREE THROWS MADE

1. Suki Wiggs (2015-16)	243
2. Corey Hammell (2015-16)	187
3. Suki Wiggs (2016-17)	183
4. Jesse Jackson (1986-87)	167
5. Jesse Jackson (1985-86)	164
6. Peter Bullock (2003-04)	156
7. Taylor Rohde (2011-12)	151
8. Todd Fisher (1989-90)	150
9. Jackie Johnson (1990-91)	142
10. Travis Thompson (2013-14)	141

FREE THROWS MADE PER GAME

1. Suki Wiggs (2015-16)	7.59
2. Suki Wiggs (2016-17)	6.31
3. Corey Hammell (2015-16)	5.84
4. Jesse Jackson (1986-87)	5.57
5. Jesse Jackson (1985-86)	5.29
6. Peter Bullock (2003-04)	5.20
7. Ed Kirk (2000-01)	5.19
8. Brian McGill (2015-16)	5.16
9. Taylor Rohde (2011-12)	5.03
10. Todd Fisher (1989-90)	5.00

FREE THROWS ATTEMPTED

1. Suki Wiggs (2015-16)	316
2. Suki Wiggs (2016-17)	241
3. Todd Fisher (1989-90)	235
4. Peter Bullock (2003-04)	230
5. Corey Hammell (2015-16)	225
6. Jackie Johnson (1990-91)	221
7. Jesse Jackson (1985-86)	219
8. Jesse Jackson (1986-87)	207
9. Peter Bullock (2002-03)	196
10. Taylor Rohde (2010-11)	190

FREE THROW PERCENTAGE

1. Brian McGill (2015-16)	.933
2. Buddy Bailey (2006-07)	.918
3. Eric Draper (2006-07)	.904
4. Travis Thompson (2013-14)	.892
5. Scott Larrabee (1998-99)	.891
6. Carl Arts (2006-07)	.887
7. Taylor Wagner (2000-01)	.885
8. Diante Mitchell (2016-17)	.883
9. Jack Macdonald (2019-20)	.882
10. Ron Fischer (1989-90)	.880

GAMES PLAYED

1. Carl Arts (2007-08)	35
McCade Olsen (2007-08)	35
Luke Cooper (2007-08)	35
Chris Bryant (2007-08)	35
Cameron Burney (2007-08)	35
Jeremiah Trueman (2007-08)	35
Kevin White (2007-08)	35
8. Michael Johnson (1987-88)	34
Travis Thompson (2010-11)	34
Dale Bartley (1987-88)	34
Jeff Sheedy (1987-88)	34
Mark Carpenter (1987-88)	34
Race McCleery (1987-88)	34
Brandon Walker (2010-11)	34
Taylor Rohde (2010-11)	34
Mario Gill (2010-11)	34
Steve White (2010-11)	34
Niko Bevens (2019-20)	34
Tobin Karlberg (2019-20)	34

GAMES STARTED

1. Carl Arts (2007-08)	35
McCade Olsen (2007-08)	35
Luke Cooper (2007-08)	35
Chris Bryant (2007-08)	35
5. Michael Johnson (1987-88)	34
Dale Bartley (1987-88)	34
Jeff Sheedy (1987-88)	34
Cameron Burney (2007-08)	34
Brandon Walker (2010-11)	34
Mario Gill (2010-11)	34

MINUTES PER GAME

1. Jason Kaiser (1994-95)	37.26
2. Luke Cooper (2007-08)	36.31
3. Kyle Fossman (2012-13)	36.16
4. Luke Cooper (2006-07)	35.86
5. Kenny Barker (2008-09)	35.79
6. Ron Beach (1984-85)	35.71
7. Jason Kaiser (1993-94)	35.42
8. Kyle Fossman (2013-14)	35.30
9. Carl Arts (2007-08)	35.20
10. Dana Pope (1994-95)	35.04

UAA CAREER STATS LEADERS

POINTS

1. Peter Bullock (2000-04)	1,902
2. Travis Thompson (2010-12, 13-15)	1,667
3. Hansi Gnad (1983-87)	1,666
4. Carl Arts (2004-08)	1,544
5. Suki Wiggs (2015-17)	1,477
6. Jim Hajdukovich (1995-99)	1,472
7. Jesse Jackson (1985-87)	1,471
8. Jason Kaiser (1993-95)	1,363
9. Tony Turner (1977-80)	1,289
10. Brandon Walker (2008-11)	1,242

SCORING AVERAGE

1. Suki Wiggs (2015-17)	24.2
2. Jesse Jackson (1985-87)	24.1
3. Jason Kaiser (1993-95)	23.5
4. Todd Fisher (1988-90)	19.9
5. Ed Kirk (1998-01)	19.8
6. Jeff Martin (1982-84)	19.5
7. Bo Jackson (1977-79)	19.0
8. Kemmy Burgess (2003-04, 05-06)	18.6
9. Ryan Williams (1995-97)	18.3
10. Michael Johnson (1987-89)	18.1

REBOUNDS

1. Hansi Gnad (1983-87)	1,124
2. Peter Bullock (2000-04)	974
3. Carl Arts (2004-08)	762
4. Corey Hammell (2015-17)	607
5. Dale Bartley (1985-88)	602
6. Jeff Sheedy (1985-88)	591
7. Burt Wallace (1994-98)	557
8. Jim Hajdukovich (1995-99)	526
9. Serge Using (1995-96, 97-00)	512
10. Todd Fisher (1988-90)	493

REBOUNDING AVERAGE


1. Corey Hammell (2015-17)	10.0
2. Todd Fisher (1988-90)	9.7
3. Hansi Gnad (1983-87)	9.5
4. Bo Jackson (1977-79)	9.0
5. Peter Bullock (2000-04)	8.8
6. Jeff Martin (1982-84)	8.0
7. Oggie Pantovic (2019-20, 21-22)	7.9
8. Dale Bartley (1985-88)	7.8
9. Ryan Williams (1995-97)	7.7
10. Ron Fischer (1988-90)	7.5

ASSISTS

1. Luke Cooper (2004-08)	880
2. Brian McGill (2013-16)	403
3. Jim Hajdukovich (1995-99)	371
4. Bryan Anderson (1991-94)	358
5. Travis Thompson (2010-12, 13-15)	342
6. Steve White (2008-12)	341
7. Butch Lincoln (1992-93, 94-97)	325
8. Chris Bullock (1982-84)	321
9. Rick Stafford (1995-97)	299
Scott Larrabee (1996-00)	299

ASSISTS PER GAME

1. Luke Cooper (2004-08)	7.27
2. Chris Bullock (1982-84)	5.73
3. Rick Stafford (1995-97)	5.34
4. Brian McGill (2013-16)	5.23
5. Ed Kirk (1998-01)	5.15



Peter Bullock
1,902 points



Luke Cooper
880 assists

3-POINT PERCENTAGE

1. Kemmy Burgess (2003-04, 05-06)	.474
2. Cameron Burney (2006-08)	.462
3. Kyle Fossman (2010-14)	.453
4. Ron Fischer (1988-90)	.457
5. Adam Fitt-Chappell (2002-06)	.450
6. Carl Arts (2004-08)	.439
7. Taylor Wagner (1999-01)	.438
8. Travis Thompson (2010-12, 13-15)	.438
9. Jerry Sommer (1988-90)	.431
10. Eric Draper (2005-07)	.431

3-POINT FG MADE

1. Travis Thompson (2010-12, 13-15)	302
2. Kyle Fossman (2010-14)	257
3. Mark Drake (2001-05)	243
4. Jim Hajdukovich (1995-99)	238
5. Niko Bevens (2018-20)	198
6. Kemmy Burgess (2003-04, 05-06)	195
7. Tobin Karlberg (2018-20, 21-22)	161
8. Chris Hamey (1995-00)	158
Adam Fitt-Chappell (2002-06)	158
10. Scott Larrabee (1996-00)	157

3-POINT FG ATTEMPTED

1. Travis Thompson (2010-12, 13-15)	690
2. Jim Hajdukovich (1995-99)	661
3. Mark Drake (2001-05)	589
4. Scott Larrabee (1996-00)	449
5. Niko Bevens (2018-20)	480
6. Scott Larrabee (1996-00)	449
7. Kemmy Burgess (2003-04, 05-06)	411
8. Casey Robinson (2008-11)	410
9. Chris Hamey (1995-00)	401
10. Tai Riser (1993-95)	398

FIELD GOAL PERCENTAGE

1. Taylor Rohde (2010-12)	.621
2. Chris Lewis (1998-00)	.617
3. Jeremiah Trueman (2007-09)	.603
4. Mark Fitt (1980-82)	.600
5. Dale Bartley (1985-88)	.598
6. Ryan Williams (1995-97)	.590
7. Oggie Pantovic (2019-20, 21-22)	.566
8. McCade Olsen (2006-08)	.559
9. Sjur Berg (2014-17, 18-19)	.559
10. Johnny Gilbert (1980-82)	.557

FIELD GOALS MADE

1. Peter Bullock (2000-04)	713
2. Hansi Gnad (1983-87)	653
3. Carl Arts (2004-08)	583
4. Tony Turner (1977-80)	555
5. Jesse Jackson (1985-87)	528
6. Travis Thompson (2010-12, 13-15)	508
7. Jason Kaiser (1993-95)	495
8. Jim Hajdukovich (1995-99)	493
9. Suki Wiggs (2015-17)	459
10. Jeff Martin (1982-84)	450

6. Rawley Farris (1980-82)	4.44
7. Bryson Vaughan (2001-03)	4.43
8. Bryan Anderson (1991-94)	3.93
9. Jerry Sommer (1988-90)	3.90
10. Dave Washington (1977-79)	3.86

STEALS

1. Jim Hajdukovich (1995-99)	192
2. Peter Bullock (2000-04)	159
3. Luke Cooper (2004-08)	156
4. Dale Bartley (1985-88)	125
5. Michael Johnson (1987-89)	123
6. Vern Robateau (1985-88, 89-90)	122
7. Travis Thompson (2010-12, 13-15)	120
Rawley Farris (1980-82)	120
9. Tyrone Jones (1983-86)	111
10. Tony Turner (1977-80)*	108

STEALS PER GAME

1. Rawley Farris (1980-82)	2.22
2. Michael Johnson (1987-89)	2.05
3. Tony Turner (1978-80)*	2.04
4. Al Collins (1979-81)	1.92
5. Chris Bullock (1982-84)	1.79
6. Jim Hajdukovich (1995-99)	1.78
7. Jesse Jackson (1985-87)	1.75
8. Ron Fischer (1988-90)	1.72
9. Jerry Sommer (1988-90)	1.63
10. Dale Bartley (1985-88)	1.62

BLOCKS

1. Hansi Gnad (1983-87)	145
2. Serge Using (1995-96, 97-00)	143
3. Brian Pearson (2014-16, 17-19)	96
4. Peter Bullock (2000-04)	90
5. Jim Hajdukovich (1995-99)	78
6. Connor Devine (2016-17)	76
7. Carl Arts (2004-08)	70
8. Dale Bartley (1985-88)	64
9. Adam Reid (1997-98)	62
10. Brandon Walker (2008-11)	52

BLOCKS PER GAME

1. Serge Using (1995-96, 97-00)	1.79
2. Hansi Gnad (1983-87)	1.23
3. Brian Hills (2004-06)	1.13
4. Nelson Williams (2000-02)	1.08
5. Brian Pearson (2014-16, 17-19)	0.99
6. Dale Bartley (1985-88)	0.83
7. Sawyer Storms (2022-24)	0.82
8. Peter Bullock (2000-04)	0.81
9. Oggie Pantovic (2019-20, 21-22)	0.78
10. Ryan Williams (1995-97)	0.75

UAA CAREER STATS LEADERS



Taylor Rohde
(2010-12)
.621 FG%



Mark Drake
(2001-05)
.884 FT%

FIELD GOALS ATTEMPTED

1. Peter Bullock (2000-04)	1394
2. Hansi Gnad (1983-88)	1342
3. Jim Hajdukovich (1995-99)	1190
4. Tony Turner (1977-80)	1133
5. Carl Arts (2004-08)	1124
6. Jesse Jackson (1985-87)	1105
7. Travis Thompson (2010-12, 13-15)	1083
8. Jason Kaiser (1993-95)	1058
9. Suki Wiggs (2015-17)	1045
10. Chris Hamey (1995-00)	957

FREE THROWS MADE

1. Peter Bullock (2000-04)	456
2. Suki Wiggs (2015-17)	426
3. Hansi Gnad (1983-87)	355
4. Travis Thompson (2010-12, 13-15)	349
5. Jesse Jackson (1985-87)	331
6. Brian McGill (2013-16)	312
7. Corey Hammell (2015-17)	304
8. Taylor Rohde (2010-12)	291
9. Carl Arts (2004-08)	277
10. Jim Hajdukovich (1995-99)	262

FREE THROWS MADE PER GAME

1. Suki Wiggs (2015-17)	6.98
2. Jesse Jackson (1985-87)	5.43
3. Corey Hammell (2015-17)	4.98
4. Todd Fisher (1988-90)	4.82
5. Ed Kirk (1998-01)	4.62
6. Taylor Rohde (2010-12)	4.54
7. Ryan Williams (1995-97)	4.16
8. Peter Bullock (2000-04)	4.11
9. Brian McGill (2013-16)	4.05
10. Jason Kaiser (1993-95)	3.91

FREE THROWS ATTEMPTED

1. Peter Bullock (2000-04)	675
2. Suki Wiggs (2015-17)	557
3. Hansi Gnad (1983-87)	551
4. Jesse Jackson (1985-87)	426
5. Jim Hajdukovich (1995-99)	411
6. Todd Fisher (1988-90)	409
7. Travis Thompson (2010-12, 13-15)	408
8. Taylor Rohde (2010-12)	379
9. Corey Hammell (2015-17)	371
10. Brian McGill (2013-16)	366

FREE THROW PERCENTAGE

1. Mark Drake (2001-05)	.884
2. Eric Draper (2005-07)	.884
3. Bryson Vaughan (2001-03)	.874
4. Diante Mitchell (2015-17)	.872
5. Travis Thompson (2010-12, 13-15)	.855
6. Butch Lincoln (1992-93, 94-97)	.854
7. Kemmy Burgess (2003-04, 05-06)	.854
8. Spencer Svejcar (2015-17)	.853
9. Brian McGill (2013-16)	.852
10. Taylor Wagner (1999-01)	.848

GAMES PLAYED

1. Vern Robateau (1985-88, 90)	124
2. Travis Thompson (2010-12, 13-15)	122
3. Carl Arts (2004-08)	121
Luke Cooper (2004-08)	121
5. Hansi Gnad (1983-87)	118
6. Adam Fitt-Chappell (2002-06)	115
Steve White (2008-12)	115
Christian Leckband (2012-16)	115
9. Liam Gibcus (2009-13)	112
10. Peter Bullock (2000-04)	111

GAMES STARTED

1. Peter Bullock (2000-04)	107
2. Hansi Gnad (1983-87)	103
3. Luke Cooper (2004-08)	97
4. Jeff Sheedy (1985-88)	90
Carl Arts (2004-08)	90
6. Adam Fitt-Chappell (2002-06)	87
7. Travis Thompson (2010-12, 13-15)	84
8. Kyle Fossman (2010-14)	82
9. Brandon Walker (2008-11)	81
10. Dale Bartley (1985-88)	76

DOUBLE-DOUBLES

1. Peter Bullock (2000-04)	48
2. Hansi Gnad (1983-87)	46
3. Todd Fisher (1988-90)	27
4. Corey Hammell (2015-17)	21
5. Dale Bartley (1985-88)	20
6. Ryan Williams (1995-97)	18
7. Carl Arts (2004-08)	16
8. Oggie Pantovic (2019-20, 21-22)	15
9. Jeff Martin (1982-84)	13
Rick Stafford (1995-97)	13
Ron Fischer (1988-90)	13
Taylor Rohde (2010-12)	13

VICTORIES

1. Vern Robateau (1985-88, 89-90)	90
2. Travis Thompson (2010-12, 13-15)	80
3. Liam Gibcus (2009-13)	79
4. Carl Arts (2004-08)	78
Luke Cooper (2004-08)	78
6. Steve White (2008-12)	77
7. Hansi Gnad (1983-87)	76
8. Lonnie Ridgeway (2007-09, 10-12)	73
9. Kyle Fossman (2010-14)	72
10. Jim Hajdukovich (1995-99)	71
Chris Hamey (1995-00)	71
Christian Leckband (2012-16)	71

ALASKA ANCHORAGE SEAWOLVES BASKETBALL

SEAWOLF RECORD BOOK — YEAR BY YEAR COACHING RECORDS


Year	Coach	Overall		Conference			Postseason
		W-L	Pct.	W-L	Pct.	Place	
1977-78	Bob Rachal	16-18	.471				
1978-79	Gary Bliss	16-11	.592				
1979-80	Gary Bliss	13-19	.406				
1980-81	Gary Bliss	15-11	.577				
1981-82	Harry Larrabee	21-9	.700	7-3	.700	1st	NCAA First Round
1982-83	Harry Larrabee	14-15	.483	5-5	.500	3rd	
1983-84	Harry Larrabee	15-13	.536	4-4	.500	3rd	
1984-85	Harry Larrabee	16-12	.571	4-4	.500	3rd	
1985-86	Harry Larrabee	22-10	.688	8-0	1.000	1st	NCAA Second Round
1986-87	Ron Abegglen	23-7	.767	7-3	.700	2nd	NCAA Second Round
1987-88	Ron Abegglen	24-10	.706	7-3	.700	1st	NCAA Runner-Up
1988-89	Ron Abegglen	21-9	.700	7-5	.583	2nd	
1989-90	Ron Abegglen	22-8	.733	8-2	.800	1st	NCAA First Round
1990-91	Ron Abegglen	19-11	.633	5-3	.625	1st	NCAA Second Round
1991-92	Harry Larrabee	21-8	.724	6-4	.600	3rd	
1992-93+	Harry Larrabee	+22-9	.710	7-3	.700	1st	NCAA Second Round
1993-94	Larrabee/Bruns	21-10	.677	9-3	.750	1st	NCAA First Round
1994-95	Charlie Bruns	16-11	.593	7-5	.583	4th	
1995-96	Charlie Bruns	19-9	.679	9-3	.750	T-1st	NCAA First Round
1996-97	Charlie Bruns	20-8	.714	9-3	.750	1st	NCAA First Round
1997-98	Charlie Bruns	16-11	.593	7-5	.583	T-2nd	
1998-99	Charlie Bruns	17-10	.630	10-4	.729	2nd (Pacific)	Pac West Tourney First Round
1999-00	Charlie Bruns	17-9	.654	6-6	.560	T-4th (Pacific)	
2000-01	Charlie Bruns	19-8	.704	13-5	.722	1st (Pacific)	
2001-02	Charlie Bruns	9-18	.333	9-9	.500	T-4th	
2002-03	Charlie Bruns	13-14	.481	10-8	.556	T-4th	
2003-04	Charlie Bruns	20-10	.667	10-8	.556	T-4th	NCAA First Round
2004-05	Rusty Osborne	11-16	.407	5-13	.278	T-9th	
2005-06	Rusty Osborne	19-12	.613	10-8	.556	T-4th	NCAA First Round
2006-07	Rusty Osborne	19-9	.679	10-6	.625	T-3rd	NCAA First Round
2007-08	Rusty Osborne	29-6	.848	16-2	.889	1st	NCAA Semifinals
2008-09	Rusty Osborne	15-14	.517	9-7	.563	5th	
2009-10	Rusty Osborne	17-10	.630	8-8	.500	5th	
2010-11	Rusty Osborne	24-10	.706	13-5	.722	2nd	NCAA Second Round
2011-12	Rusty Osborne	23-7	.767	15-3	.833	2nd	NCAA Second Round
2012-13	Rusty Osborne	18-9	.667	11-7	.611	3rd	GNAC Quarterfinals
2013-14	Rusty Osborne	17-13	.567	10-8	.556	T-4th	GNAC Quarterfinals
2014-15	Rusty Osborne	16-13	.552	12-6	.667	T-3rd	GNAC Quarterfinals
2015-16	Rusty Osborne	21-11	.656	14-6	.700	T-3rd	GNAC Quarterfinals
2016-17	Rusty Osborne	21-8	.724	15-5	.750	2nd	GNAC Semifinals
2017-18	Rusty Osborne	15-14	.517	11-9	.550	T-4th	GNAC Quarterfinals
2018-19	Rusty Osborne	14-14	.500	9-11	.450	T-6th	
2019-20	Rusty Osborne	20-14	.588	11-9	.550	5th	GNAC Finals
2020-21	No season (Covid-19)						
2021-22	Rusty Osborne	15-9	.625	9-6	.600	3rd	GNAC Semifinals
2022-23	Rusty Osborne	13-14	.481	7-11	.389	8th	
2023-24	Rusty Osborne	22-11	.667	10-8	.556	T-5th	GNAC Finals/NCAA First Round
2024-25	Rusty Osborne	12-19	.387	5-13	.278	T-8th	
47 years	Totals	848-531	.615	384-249	.607		

+Includes forfeit by Chaminade

	W	L	Pct.
1-year Rachal Totals	16	18	.471
3-year Bliss Totals	44	41	.518
5-year Abegglen Totals	109	45	.708
7-year Larrabee Totals	132	77	.632
11-year Bruns Totals	186	117	.614
20-year Osborne Totals	361	233	.608

UAA IN THE NCAA DIV. II CHAMPIONSHIPS

- | Year | Tournament—Site |
|------|--|
| 1982 | West Regional—Bakersfield, Calif.
Cal Poly-San Luis Obispo 66, UAA 60 |
| 1986 | West Regional—Hayward, Calif.
UAA 86, UC Riverside 83
Cal State-Hayward 87, UAA 73 |
| 1987 | West Regional—Billings, Mont.
UAA 68, Cal State-Dominguez Hills 65 (OT)
Montana State Billings 79, UAA 73 |
| 1988 | West Regional—Hayward, Calif.
UAA 89, Cal State-Bakersfield 82 (OT)
UAA 72, Cal State-Hayward 67
NCAA II Quarterfinals—Anchorage
UAA 97, Ferris State 85
NCAA Final Four—Springfield, Mass.
UAA 77, Troy State 72 (Semis)
Massachusetts-Lowell 75, UAA 72 (Final) |
| 1990 | North Central Regional—Grand Forks, N.D.
North Dakota 78, UAA 71 |
| 1991 | West Regional—Bakersfield, Calif.
UAA 74, Chico State 69
Cal State-Bakersfield 78, UAA 68 |
| 1993 | West Regional—Bakersfield, Calif.
UAA 72, Chico State 70
Cal State-Bakersfield 78, UAA 59 |
| 1994 | West Regional Play-In—Anchorage
UAA 83, Seattle Pacific 77
West Regional—Riverside, Calif.
Cal State-Bakersfield 92, UAA 61 |
| 1996 | West Regional—Bakersfield, Calif.
Grand Canyon 105, UAA 96 (OT) |
| 1997 | West Regional—Bakersfield, Calif.
Montana State Billings 97, UAA 67 |
| 2004 | West Regional—San Bernardino, Calif.
BYU-Hawaii 67, UAA 61 |
| 2006 | West Regional—Seattle, Wash.
Chaminade 84, UAA 67 |
| 2007 | West Regional—Arcata, Calif.
Humboldt State 68, UAA 61 |
| 2008 | West Regional—Anchorage
UAA 80, UC San Diego 60
UAA 56, Seattle Pacific 55
UAA 73, BYU-Hawaii 67
NCAA Elite Eight—Springfield, Mass.
UAA 56, California, Pa. 53 (Qtrs)
Augusta State 56, UAA 50 (Semis) |
| 2011 | West Regional—Ellensburg, Wash.
UAA 76, Humboldt State 70
BYU-Hawaii 100, UAA 91 |
| 2012 | West Regional—Bellingham, Wash.
UAA 80, Montana State Billings 68
Seattle Pacific 80, UAA 67 |
| 2024 | West Regional—Los Angeles, Calif.
Cal State San Bernardino 52, UAA 49 |



1987-88 Seawolves — NCAA Div. II Runners-Up

Standing (left-to-right): Volunteer assistant coach Jackie Lewis, volunteer assistant coach Charlie Bruns, Mike Childs, Duane Orr, Bobby Russ, Jeff Sheedy, Dale Bartley, Averian Parrish. **Sitting (l-r):** Vern Robateau, Mark Carpenter, Joe Brinkerhoff, Michael Johnson, Carl Benion, Mike Killpatrick, Race McCleery, Paul Schoenborn, Tim Cobbs.



2007-08 Seawolves — NCAA Div. II Semifinalists

Standing (left-to-right): Lonnie Ridgeway, Phillip Hearn, Colin Voreis, Jeremiah Trueman, Cameron Burney, Kyle Doerr, Kenny Barker. **Sitting (l-r):** Kevin White, Chris Bryant, McCade Olsen, Carl Arts, Luke Cooper, Jared Kettler, Doug Hardy.

Overall Record: 15-17
Opening Games: 9-8
Round of 48/64: 4-6
Round of 32: 6-5
Round of 16: 2-4

National Quarterfinals: 2-0
National Semifinals: 1-1
NCAA Title Game: 0-1

Note: 48-team tournament from 1994-02, expanded to 64 teams in 2003

ALASKA ANCHORAGE SEAWOLVES BASKETBALL

SEAWOLF RECORD BOOK — SERIES VS. ALL OPPONENTS

ALABAMA		UC Riverside	2-0	ILLINOIS		MASSACHUSETTS		NEW MEXICO	
Alabama	0-1	UC San Diego	2-0	DePaul	0-1	American International	2-0	New Mexico	1-2
Alabama-Birmingham	0-2	UCLA	0-2	Illinois	0-1	Massachusetts-Lowell	0-1	New Mexico Highlands	1-0
Auburn	1-0	COLORADO		Lewis	0-1	MICHIGAN		Santa Fe	0-1
Montevallo	1-0	Adams State	6-0	Lincoln Christian	12-0	Aquinas	2-0	Western New Mexico	17-2
Samford	1-0	Colorado Christian	1-0	Northern Illinois	0-1	Calvin	0-1	NEW YORK	
Troy State	1-0	Colorado-Colo. Springs	2-1	Quincy	1-0	Ferris State	4-0	Canisius	3-0
ALASKA		Colorado Mines	2-2	Robert Morris	1-0	Lake Superior State	1-1	Concordia	3-0
Alaska Fairbanks	87-28	Colorado State-Pueblo	3-0	Southern Illinois	1-0	Michigan	1-1	Fordham	0-2
Alaska Pacific	6-0	Colorado State-Pueblo	3-0	SIU-Edwardsville	4-0	Michigan Tech	0-1	Hofstra	0-1
Alaska Southeast	4-0	Denver	0-1	Trinity International	2-0	Northern Michigan	3-0	Iona	1-0
Sheldon Jackson	6-0	Fort Lewis	0-1	INDIANA		Northwood	0-1	Nyack	1-0
ARIZONA		MSU Denver	3-5	Ball State	1-1	Western Michigan	1-0	Syracuse	0-2
Arizona	0-1	Regis	1-0	Evansville	0-1	MINNESOTA		NORTH CAROLINA	
Arizona State	0-2	Rockmont	2-0	Grace	1-0	Bemidji State	2-0	Brevard	2-0
Grand Canyon	8-8	Western State	2-0	Indiana	0-2	Crown	2-0	High Point	1-0
Northern Arizona	0-1	CONNECTICUT		Indiana Southeast	2-0	Minnesota State	3-0	North Carolina	0-1
ARKANSAS		Bridgeport	1-0	Indiana State	0-2	SW Minnesota State	0-1	North Carolina State	0-1
Arkansas	0-1	Coast Guard	1-0	IUP-Ft. Wayne	1-0	MISSISSIPPI		UNC Wilmington	0-2
Arkansas Monticello	0-1	Trinity	2-0	Notre Dame	1-0	Jackson State	1-0	Pfeiffer	2-0
Henderson State	1-1	DISTRICT OF COLUMBIA		Purdue	0-1	MISSOURI		Shaw	2-0
Ozarks, Coll. of the	1-0	Georgetown	0-1	Valparaiso	0-1	Central Bible	1-0	Wake Forest	1-0
CALIFORNIA		FLORIDA		IOWA		Grace Bible	1-0	NORTH DAKOTA	
American Sports	1-0	Barry	2-0	Dubuque	2-0	Kansas City	1-0	Mary	0-1
Antelope Valley	3-0	Embry-Riddle	1-0	Grand View	1-0	Lincoln	2-0	Minot State	2-0
California	1-1	Florida	0-3	Iowa	0-1	Lindenwood	1-0	North Dakota	0-1
Cal Baptist	0-1	Florida Southern	0-1	Iowa State	0-1	Missouri	1-1	North Dakota State	0-4
Cal Maritime	2-0	Florida State	0-1	Upper Iowa	1-0	Missouri S&T	0-2	OHIO	
Cal Poly Humboldt	5-12	Florida Tech	2-0	KANSAS		Missouri-St. Louis	2-0	Dayton	1-0
Cal Poly (SLO)	0-1	Florida State	2-0	Ft. Hays State	0-1	Missouri State	3-0	OKLAHOMA	
Cal State Bakersfield	1-4	Miami	1-0	Kansas	0-1	Missouri Western	2-0	Langston	3-0
Cal State East Bay	3-1	Saint Leo	0-2	Pittsburg State	2-0	Northwest Missouri St.	2-0	Oklahoma	0-2
Cal St. Dominguez Hills	2-3	St. Thomas	1-0	Southwestern	3-1	Rockhurst	1-0	Oklahoma State	0-2
Cal State Los Angeles	1-0	GEORGIA		KENTUCKY		Truman State	5-1	Southeastern Okla. St.	0-1
Cal State Northridge	0-1	Augusta State	0-1	Eastern Kentucky	1-0	MONTANA		OREGON	
Cal St. Bernardino	0-2	Carver Bible	1-0	Kentucky	0-5	Montana	1-0	Concordia-Portland	8-4
Chico State	7-1	Clark Atlanta	2-0	Louisville	0-1	Montana St. Billings	51-37	Eastern Oregon	3-0
Fresno Pacific	1-0	Columbus State	0-1	Midway	2-0	Providence	1-0	George Fox	1-2
Fresno State	0-2	Fort Valley State	2-0	Murray State	0-1	NEBRASKA		Lewis & Clark	3-3
Holy Names	4-0	Morris Brown	2-0	Western Kentucky	0-1	Creighton	0-1	Linfield	1-0
Life Pacific	1-0	Valdosta State	1-1	LOUISIANA		Hastings	4-1	Multnomah Bible	4-0
Long Beach State	0-1	HAWAII		Baptist Christian	2-0	Nebraska-Omaha	1-0	Oregon	0-2
Loyola Marymount	1-1	BYU-Hawaii	16-7	Centenary	0-1	Wayne State	2-0	Oregon State	0-2
Occidental	2-0	Chaminade	20-18	Grambling State	2-0	NEVADA		Oregon Tech	2-0
Pacific	1-0	Hawaii	0-1	Louisiana-Lafayette	0-2	Nevada	0-1	Pacific University	0-2
Sacramento State	5-1	Hawaii-Hilo	20-17	Louisiana Tech	1-0	Nevada-Las Vegas	0-1	Portland	0-2
St. Mary's	0-2	Hawaii-Loa	3-0	LSU-Shreveport	2-0	NEW HAMPSHIRE		Portland Bible	10-0
San Diego	0-1	Hawaii-Pacific	15-8	McNeese State	0-2	Dartmouth	0-1	Portland State	2-1
San Francisco	1-0	IDAHO		Nicholls State	2-1	NEW JERSEY		Warner Pacific	3-0
San Francisco State	5-0	Idaho	2-0	MAINE		Caldwell College	1-0	Western Oregon	25-23
San Jose State	0-2	Idaho State	0-2	Maine	1-0	Seton Hall	0-3		
Santa Clara	2-2	Lewis-Clark State	1-1	MARYLAND					
Sonoma State	2-2	Northwest Nazarene 27-21		Maryland	0-1				
Southern California	0-1			Washington Adventist	3-0				
Stanford	0-3								
Stanislaus State	4-0								
UC Irvine	1-0								
UC Merced	2-0								

ALL-TIME SERIES BY STATE

PENNSYLVANIA		Texas State	2-0
California	2-0	Texas Tech	1-1
Drexel	1-0	Texas Wesleyan	1-1
Edinboro	2-0		
Lafayette	1-0	UTAH	
Lancaster Bible	2-0	Brigham Young	0-1
Millersville	2-0	Dixie State	0-1
Penn State	1-0	Southern Utah	0-1
Pittsburgh	0-1	Utah	0-1
St. Joseph's	0-1	Weber State	2-4
Villanova	0-2	Westminster	1-0
RHODE ISLAND		VIRGINIA	
Bryant	2-0	Averett	2-0
Johnson & Wales	1-0	Bridgewater	1-0
Rhode Island	1-0	Hampton	0-1
SOUTH CAROLINA		Longwood	1-1
Charleston, College of	0-2	Old Dominion	0-1
Furman	0-1	Virginia State	1-0
Lander	1-0	William & Mary	1-0
Newberry	1-1	WASHINGTON	
South Carolina	0-2	Central Washington 25-25	
SOUTH DAKOTA		Eastern Washington	3-3
Augustana	1-0	Northwest College	2-0
South Dakota	2-1	Northwest Indian	4-0
South Dakota Mines	2-0	Pacific Lutheran	2-2
TENNESSEE		Puget Sound	10-8
Belmont	0-1	Saint Martin's 39-15	
Chattanooga	0-2	Seattle University	14-6
Christian Brothers	1-1	Seattle Pacific 42-48	
Cumberland	2-0	Walla Walla	4-0
Tennessee	1-1	Washington	1-2
Tennessee-Martin	2-0	Washington State	0-4
Tennessee Tech	0-1	Western Washington 21-29	
Vanderbilt	0-2	Whitworth	0-2
TEXAS		WEST VIRGINIA	
Angelo State	4-4	Ohio Valley	1-0
Baylor	0-1	WISCONSIN	
Concordia Lutheran	1-0	Cardinal Stritch	2-2
Dallas	1-0	Lawrence	2-0
Houston	1-3	Mount Senario	1-0
Houston Baptist	1-0	Northland College	5-0
Huston-Tillotson	2-0	WYOMING	
Lamar	0-1	Wyoming	0-2
St. Edward's	0-1	CANADA	
Sam Houston State	0-2	British Columbia	1-0
Southern Methodist	1-0	Simon Fraser 29-2	
Texas	1-2	Trinity Western	2-0
Texas A&M	0-3	*Denotes forfeitures from 1981	
Texas A&M-Commerce	1-0		
Texas A&M-Internat'l	1-1		
Texas A&M-Kingsville	0-1		
Texas Christian	1-2		
Texas College	1-1		
Texas-El Paso	0-1		
Texas-Permian Basin	2-0		
Texas-Tyler	1-0		



The Seawolves improved to 29-2 all-time against GNAC rival Simon Fraser with a season sweep in 2024-25.

ALL-TIME RESULTS

Head Coach
Bob Rachal
1 season
16-18 (.471)

1977-78 (16-18)

ALASKA FAIRBANKS	W	106-93
ALASKA FAIRBANKS	W	96-70
at MSU Billings	L	91-92
at Seattle Pacific	L	63-81
at Idaho	W	82-71
PROVIDENCE (MT)	W	87-86
at Texas	L	65-87
at Texas-El Paso	L	83-88
at Northern Arizona	L	76-101
at New Mexico	L	101-127
LINFIELD	W	114-99
NORTH DAKOTA STATE	L	75-88
NORTH DAKOTA STATE	L	91-92
at Missouri S&T	L	81-104
at Cal State Northridge	L	76-79
MSU BILLINGS	W	103-88
MSU BILLINGS	W	113-103
SAINT MARTIN'S	W	103-96
SAINT MARTIN'S	W	99-88
at Stanford	L	98-108
at California	L	85-93
at Portland	L	84-108
CHICO STATE	W	90-79
CHICO STATE	W	90-80
SIMON FRASER	W	101-91
SIMON FRASER	W	102-85
at Hawaii-Hilo	L	77-95
at Hawaii-Hilo	L	71-83
at Chaminade	W	115-87
at Chaminade	L	86-92
LEWIS & CLARK	W	89-81
LEWIS & CLARK	W	82-66
at Alaska Fairbanks	L	60-75
at Alaska Fairbanks	L	73-82

Head Coach
Gary Bliss
3 seasons
44-41 (.518)

1978-79 (16-11)

ALASKA FAIRBANKS	W	85-75
ALASKA FAIRBANKS	W	90-68
LAMAR*	L	62-87
PENN STATE*	W	79-60
TEXAS A&M*	L	70-100
WEBER STATE	W	77-75
WEBER STATE	L	71-73
at MSU Billings	L	64-71
at North Dakota State	L	63-67
at North Dakota State	L	74-88
HOUSTON	L	85-100
HOUSTON	L	81-94
COLL. OF OZARKS^	W	106-84
WESTERN MICHIGAN^	W	87-77
ILLINOIS^	L	80-92
at MSU Billings	W	88-79
at MSU Billings	W	86-80

at Alaska Fairbanks	L	76-100
at Alaska Fairbanks	W	86-84
at Lewis & Clark	W	115-70
at Cent. Washington	W	82-70
at Central Bible	W	121-50
CANISIUS	W	82-78
CANISIUS	W	93-77
at BYU-Hawaii	W	114-82
at Chaminade	L	80-89
at Chaminade	W	73-71
*Great Alaska Shootout		
^Glacier Classic		

1979-80 (13-19)

ALASKA FAIRBANKS	W	78-58
ALASKA FAIRBANKS	L	77-78
PACIFIC*	W	86-85
KENTUCKY*	L	68-97
LONG BEACH STATE*	L	50-67
CAL ST-STANISLAUS	W	102-81
CAL ST-STANISLAUS	W	106-94
CS-DOMINGUEZ HILLS	W	87-80
CS-DOMINGUEZ HILLS	L	82-83
UNC-WILMINGTON	L-OT	64-67
UNC-WILMINGTON	L	63-66
vs Samford^	W	76-72
at Evansville	L	57-66
at McNeese State	L	68-83
at Louisiana	L	91-134
at Nicholls State	L	73-91
at Centenary	L	92-121
TEXAS WESLEYAN	L	93-105
TEXAS WESLEYAN	W	74-71
SAINT MARTIN'S	W	86-78
SAINT MARTIN'S	W	92-76
AVERETT	W	70-55
AVERETT	W	103-84
PORTLAND STATE	L	78-84
PORTLAND STATE	W	101-96
at Alaska Fairbanks	L	65-73
at Brigham Young	L	59-93
at Hawaii-Hilo	L	64-80
at Hawaii-Hilo	L	65-86
at Hawaii Pacific	W	101-86
at BYU-Hawaii	L	73-75
at Alaska Fairbanks	L	69-88
*Great Alaska Shootout		
^at Evansville tournament		

1980-81 (15-11)

ALASKA FAIRBANKS	OT-L	55-56
ALASKA FAIRBANKS	W	99-77
NORTH CAROLINA*	L	50-69
NICHOLLS STATE*	W	77-62
MISSOURI*	L	53-54
MISSOURI STATE	W	82-66
MISSOURI STATE	W	85-69
EASTERN OREGON	W	99-76
EASTERN OREGON	W	90-62
SONOMA STATE	W	72-57
at Kentucky^	L	56-91
at Idaho State^	L	81-91
HOUSTON	W	79-78
at Baylor	L	58-64
at Arkansas	L	58-92

LONGWOOD	W	77-61
LONGWOOD	L	66-67
VALDOSTA STATE	L	73-82
VALDOSTA STATE	W	83-76
at Hawaii Pacific	L	50-54
at BYU-Hawaii	W	78-75
at Portland State	W	78-65
BYU-HAWAII	W	84-77
BYU-HAWAII	W	95-68
at Alaska Fairbanks	W	71-52
at Alaska Fairbanks	L	56-57
*Great Alaska Shootout		
^Kentucky Invitational		

Head Coach
Harry Larrabee
8 seasons
(1981-86 & 1991-93)
132-77 (.632)

1981-82 (21-9)

ALASKA FAIRBANKS	W	82-45
WASHINGTON STATE*	L	66-83
GEORGETOWN*	L	67-77
McNEESE STATE*	L	85-92
DUBUQUE	W	68-43
DUBUQUE	W	91-54
NW MISSOURI STATE	W	79-62
NW MISSOURI STATE	W	86-76
EASTERN WASHINGTON	W	78-69
MSU BILLINGS	W	66-53
Drexel^	W	63-55
at Vanderbilt^	L	68-72
at Missouri State	W	71-67
at Fresno State	L	45-71
OREGON TECH	W	64-58
OREGON TECH	W	94-75
TRINITY	W	77-70
TRINITY	W	98-71
at Hawaii-Hilo	W	73-64
at Hawaii-Hilo	W	84-67
at BYU-Hawaii	W	79-73
at Alaska Fairbanks	W	69-50
SEATTLE PACIFIC	W	74-63
PUGET SOUND	W	76-66
at Eastern Washington	W	64-57
at MSU Billings	L	62-75
at Seattle Pacific	L	74-81
at Puget Sound	L	67-77
Cal Poly%	L	60-66
San Francisco State%	W	89-84
*Great Alaska Shootout		
^Music City Classic – Nashville, TN		
%NCAA West Regional–Bakersfield, CA		

1982-83 (14-15)

SIU-EDWARDSVILLE	W	59-56
SIU-EDWARDSVILLE	W	90-72
WASHINGTON*	L	50-62
FLORIDA*	L	52-72
TEXAS A&M*	L	65-93
ALASKA FAIRBANKS	W-OT	86-79
ALASKA FAIRBANKS	W	70-64
SOUTHWESTERN (KS)	W	80-68

SOUTHWESTERN (KS)	L	74-75
TRUMAN STATE	L	72-83
TRUMAN STATE+	W	74-72
LAWRENCE	W	97-73
LAWRENCE	W	105-73
at Ala.-Birmingham%	L	60-102
Fordham%	L	60-76
at Indiana State	L	93-109
at IUP-Ft. Wayne	W	52-50
PUGET SOUND	W-OT	78-76
SEATTLE PACIFIC	W	95-87
at Eastern Washington	L	66-72
at MSU Billings	L	57-62
at Hawaii-Hilo	L-OT	80-88
at BYU-Hawaii	L	50-61
at Alaska Fairbanks	W	72-65
at Alaska Fairbanks	W	84-73
MSU BILLINGS	L	56-61
EASTERN WASHINGTON	W	81-66
at Puget Sound	L	63-66
at Seattle Pacific	L	76-93

*Great Alaska Shootout
+at Kotzebue
%UAB Classic – Birmingham, AL

1983-84 (15-13)

CHICO STATE	W	75-67
CHICO STATE	W	74-68
NORTH CAROLINA ST.^	L	60-68
NEW MEXICO^	W	79-72
FORDHAM^	L	68-69
HASTINGS	L	72-73
HASTINGS*	W	92-76
at Alaska Fairbanks	W	79-61
at Alaska Fairbanks	L	57-60
OCCIDENTAL	W	58-47
OCCIDENTAL	W	65-53
College of Santa Fe%	L	69-75
Fresno Pacific%	W	77-62
at Sonoma State	L	70-71
at Santa Clara\$	L	66-85
St. Joseph's\$	L	54-106
HAWAII-HILO	W	78-70
BYU-HAWAII	W	75-62
at MSU Billings	L	77-89
at Puget Sound	L	60-84
at Seattle Pacific	W	86-81
MSU BILLINGS	W	79-66
ALASKA FAIRBANKS	W	93-81
ALASKA FAIRBANKS	L	71-77
SEATTLE PACIFIC	L	74-96
PUGET SOUND	L	59-62
ROCKMONT+	W	107-72
ROCKMONT#	W	81-70

*at Wasilla
+at Barrow
#at Juneau
^Great Alaska Shootout
%Cal State-Bakersfield Tournament
\$Cable Car Classic

1984-85 (16-12)

SAN FRANCISCO STATE	W	91-72
SAN FRANCISCO STATE	W	74-66
OREGON*	L	54-61

ALASKA ANCHORAGE SEAWOLVES BASKETBALL

SEAWOLF RECORD BOOK — YEAR-BY-YEAR RESULTS

ALL-TIME RESULTS, CONTINUED

MARYLAND*	L	52-54
IDAHO STATE*	L-OT	72-73
ANGELO STATE	W	95-89
ANGELO STATE	L	77-79
ALASKA FAIRBANKS	W	85-67
ALASKA FAIRBANKS	W	88-77
SACRAMENTO STATE	W	81-68
SACRAMENTO STATE	W	62-56
at New Mexico^	L	71-98
Texas A&M^	L	54-81
Fort Hays State%	L	67-84
Concordia (NY)%	W-OT	71-68
at Hawaii-Hilo	W	74-73
at Hawaii-Loa	W	87-72
GRACE COLLEGE	W	92-71
PUGET SOUND	W	71-59
SEATTLE PACIFIC	W	85-79
SEATTLE UNIVERSITY	W	80-64
SEATTLE UNIVERSITY	L	58-86
at Alaska Fairbanks	W	70-61
at Alaska Fairbanks	W	64-59
at Seattle Pacific	L	79-83
at Puget Sound	L	53-69
at MSU Billings	L	68-78
MSU BILLINGS	L	82-85

*Great Alaska Shootout
^Lobo Invite – Albuquerque, NM
%Chaminade Tour. – Honolulu, HI

1985-86 (22-10)

HUMBOLDT STATE	W	74-70
HUMBOLDT STATE	W	69-57
PURDUE*	L	70-92
MISSOURI*	W	59-56
VILLANOVA*	L	52-71
SAM HOUSTON STATE	L	48-66
SAM HOUSTON STATE	L	68-81
MINNESOTA STATE	W	73-66
MINNESOTA STATE	W	71-62
BRYANT	W	70-57
BRYANT	W	75-69
at Texas^	L	57-68
San Diego^	L	64-78
at Hawaii-Hilo	L	66-72
at Hawaii Pacific	L	70-79
at Puget Sound	W	67-66
at Puget Sound	L	65-69
at Seattle Pacific	W	80-73
at Alaska Fairbanks	W	71-51
at Alaska Fairbanks	W	71-54
MSU BILLINGS	W	70-63
at Alaska Southeast	W	89-87
at MSU Billings	W	63-61
at MSU Billings	W	79-74
at Seattle University	W	78-75
ALASKA FAIRBANKS	W	86-58
ALASKA FAIRBANKS	W	99-60
SEATTLE PACIFIC	W	83-74
SEATTLE PACIFIC	W	68-66
PUGET SOUND	W	76-67
UC Riverside%	W	86-83
at Cal State East Bay%	L	73-87

*Great Alaska Shootout
^Longhorn Invitational – Austin, TX
%NCAA West Regional – Hayward, CA

Head Coach
Ron Abegglen
5 seasons
109-45 (.708)

1986-87 (23-7)

ALASKA PACIFIC	W	118-68
ALASKA FAIRBANKS	W	113-88
AMERICAN INTERNAT'L	W	97-72
AMERICAN INTERNAT'L	W	81-66
IOWA*	L	81-91
TEXAS*	W	80-68
WASHINGTON*	W	77-75
CAL STATE EAST BAY	W	98-51
CAL STATE EAST BAY	W	83-61
PFEIFFER	W	75-62
PFEIFFER	W	84-71
CONCORDIA (NY)	W	107-95
CONCORDIA (NY)	W	94-80
at Ala.-Birmingham\$	L	72-94
Michigan\$	L	55-102
at Chaminade	W	87-75
at Hawaii-Loa	W	85-72
at Hawaii-Hilo	W	67-64
at Metro State	L	77-79
at MSU Billings	L	74-90
PUGET SOUND	W	82-71
SEATTLE PACIFIC	W	75-46
at Alaska Fairbanks	W-OT	97-95
ALASKA FAIRBANKS	W	91-67
MSU BILLINGS	L	65-76
METRO STATE	W	83-72
at Puget Sound	W	78-69
at Seattle Pacific	W	98-86
Cal St.-Dom. Hills%	W-2OT	68-64
at MSU Billings%	L	73-79

^Alaska Governor's Cup
*Great Alaska Shootout
\$UAB Classic – Birmingham, AL
%NCAA West Regional – Billings, MT

1987-88 (24-10)

Alaska Southeast^	W	107-106
at Alaska Fairbanks^	W	106-90
ANGELO STATE	W	75-71
ANGELO STATE	L	72-75
SYRACUSE*	L	76-95
TEXAS STATE*	W	90-84
MIAMI, FLA.*	W	78-77
TRUMAN STATE	W	95-75
TRUMAN STATE	W	106-70
BARRY	W	93-83
BARRY	W	101-83
ALASKA PACIFIC	W	102-79
HASTINGS COLLEGE	W	88-78
Creighton%	L	84-85
Tennessee Tech%	L	67-68
at Kentucky	L	58-100
at BYU-Hawaii	W	101-73
at Hawaii-Hilo	L	77-86
at Hawaii-Loa	W	85-67
METRO STATE	W	75-49
MSU BILLINGS	W	75-60

at Puget Sound	W	83-81
at Seattle Pacific	W	83-68
at Alaska Fairbanks	L	76-85
at MSU Billings	L	69-89
at Metro State	L	62-71
PUGET SOUND	W	97-85
SEATTLE PACIFIC	W	106-74
ALASKA FAIRBANKS	W	121-88
CSU Bakersfield#	W-OT	89-82
at Cal State East Bay#	W	72-67
FERRIS STATE!	W	97-85
Troy State\$	W	77-72
Massachusetts-Lowell\$	L	72-75
^Governor's Cup – Fairbanks		
*Great Alaska Shootout		
%UNLV Rebel Roundup		
#NCAA West Regional – Hayward, CA		
!NCAA Quarterfinals - Anchorage		
\$NCAA Final Four – Springfield, MA		

1988-89 (21-9)

Alaska Pacific\$	W	81-60
at Alaska Southeast\$	W	97-80
MILLERSVILLE	W	82-76
MILLERSVILLE	W	94-90
KANSAS*	L	81-94
FLORIDA*	L	72-83
IONA*	W	71-70
SOUTH DAKOTA	W	77-66
SOUTH DAKOTA	W	74-69
ALASKA PACIFIC	W	74-60
MISSOURI WESTERN	W	85-76
MISSOURI WESTERN	W	70-68
Michigan^	W	70-66
at Utah^	L	68-75
at Sacramento State	W	94-74
at BYU-Hawaii	W	75-67
at Hawaii Pacific	W	81-65
California, Pa.%	W	73-61
at Chaminade%	L	64-69
SEATTLE PACIFIC	W	72-71
PUGET SOUND	W	89-82
ALASKA FAIRBANKS	W	83-73
at Metro State	L-OT	83-86
at MSU Billings	L	72-81
SACRAMENTO STATE	W	85-70
MSU BILLINGS	W	75-60
METRO STATE	L	72-77
at Puget Sound	L	65-74
at Seattle Pacific	W	74-71
at Alaska Fairbanks	L	80-96
\$Alaska Governor's Cup – Juneau		
*Great Alaska Shootout		
^Utah Seiko Classic – Salt Lake City		
%Chaminade Tour. – Honolulu, HI		

1989-90 (22-8)

ALASKA SOUTHEAST\$	W	141-72
ALASKA PACIFIC\$	W	103-64
SIU-EDWARDSVILLE	W	91-79
SIU-EDWARDSVILLE	W	91-84
HAWAII*	L	74-79
FLORIDA STATE*	L	74-75
AUBURN*	W	109-94

MISSOURI-ST. LOUIS	W-OT	99-87
MISSOURI-ST. LOUIS	W	81-73
WAYNE STATE	W	96-59
WAYNE STATE	W	101-62
PITTSBURG STATE	W	85-55
PITTSBURG STATE	W	87-63
at Vanderbilt^	L	81-85
William & Mary^	W	91-85
at Oklahoma	L	81-101
ALASKA PACIFIC	W	87-76
ALASKA FAIRBANKS	W	91-49
SEATTLE PACIFIC	W	102-83
SACRAMENTO STATE	W	121-75
at Metro State	L	83-106
at MSU-Billings	W	71-64
at Alaska Fairbanks	W	131-87
CHAMINADE	W	90-60
MSU BILLINGS	W	100-84
METRO STATE	W	86-78
at Sacramento St.	OT-L	93-99
at Seattle Pacific	W	70-69
at North Dakota%	L	71-78
South Dakota%	L	92-101
\$Alaska Governor's Cup		
*Great Alaska Shootout		
^Music City Classic – Nashville, TN		
%NCAA North Central Regional		
– Grand Forks, ND		

1990-91 (19-11)

at Alaska Fairbanks	W	117-114
TENNESSEE-MARTIN	W	83-65
TENNESSEE-MARTIN	W	77-75
TEXAS TECH*	W	70-58
UCLA*	L	67-80
SOUTH CAROLINA*	L	59-72
FLORIDA SOUTHERN	L	68-80
at Syracuse^	L	85-103
Florida^	L	81-92
CLARK ATLANTA	W	80-64
CLARK ATLANTA	W	66-58
MORRIS BROWN	W	100-80
MORRIS BROWN	W	73-67
at Nevada	L	73-74
Pittsburgh%	L	69-93
California%	W	88-73
Tennessee%	W	86-78
at Chaminade	W	83-78
at MSU Billings	L	71-73
at Grand Canyon	L	86-94
SEATTLE PACIFIC	L	69-71
at Sheldon Jackson	W	113-70
at Alaska Fairbanks	W	97-86
SHELDON JACKSON	W	101-71
GRAND CANYON	W	75-56
MSU BILLINGS	W	82-75
ALASKA FAIRBANKS	W	118-81
at Seattle Pacific	W	57-55
Chico State\$	W	74-69
at CSU Bakersfield\$	L	68-78
*Great Alaska Shootout		
^Carrier Classic – Syracuse, NY		
%Rainbow Classic – Honolulu, HI		
\$NCAA West Regional-Bakersfield, CA		

ALL-TIME RESULTS, CONTINUED

Head Coach Harry Larrabee

1991-92 (21-8)

BAPTIST CHRISTIAN	W	94-78
BAPTIST CHRISTIAN	W	96-74
OREGON STATE*	L	66-80
SANTA CLARA*	W	72-71
IDAHO*	W	64-61
SHELDON JACKSON	W	75-57
SHELDON JACKSON	W	75-72
HUSTON-TILLOTSON	W	104-70
HUSTON-TILLOTSON	W	81-66
FORT VALLEY STATE	W	79-51
FORT VALLEY STATE	W	53-50
at Washington State	L	68-77
at Chattanooga^	L	68-92
Eastern Kentucky^	W	87-83
TRUMAN STATE	W	71-69
TRUMAN STATE	W	55-47
ALASKA FAIRBANKS%	W	86-70
TEX. A&M-KINGSVILLE%	L	73-75
ANGELO STATE%	W	103-79
at Alaska Fairbanks	W-OT	80-75
GRAND CANYON	W	102-71
MSU BILLINGS	W	94-76
at Seattle Pacific	L	85-87
at Chaminade	W	92-90
ALASKA FAIRBANKS	W	94-77
at MSU Billings	L	73-76
at Grand Canyon	L	82-101
CHAMINADE	L-OT	93-97
SEATTLE PACIFIC	W	71-69
*Great Alaska Shootout		
^UTC Classic – Chattanooga, TN		
%Alascom Jamboree		

1992-93 (22-9)

EDINBORO	W	89-83
EDINBORO	W	116-92
OREGON*	L	73-96
CHATTANOOGA*	L	56-110
DAYTON*	W	84-70
UC COLO. SPRINGS+	W	115-52
UC COLO. SPRINGS	W	95-62
Bridgewater^	W	73-60
Lander^	W	73-70
Calvin^	L	64-69
Oklahoma%	L	70-102
Weber State%	W	80-71
at Arizona State	L	79-80
TEX. A&M COMMERCE#	W	84-75
N.M. HIGHLANDS#	W-OT	86-82
COLO. ST.-PUEBLO#	W	100-75
ALASKA FAIRBANKS	W	82-68
at Grand Canyon	L	88-92
at MSU Billings	W	82-62
CHAMINADE!	L	71-76
HAWAII-HILO	W	91-83
SEATTLE PACIFIC	W	90-79
at Chaminade	L	81-85
at Alaska Fairbanks	W	83-78
MSU BILLINGS	W	79-74
GRAND CANYON	W	76-74

at Seattle Pacific	L	49-86
MSU BILLINGS&	W	65-64
GRAND CANYON&	W-OT	86-78
Chico State\$	W	72-70
at CSU Bakersfield\$	L	59-78
+at Barrow		
!Game forfeited by Chaminade		
*Great Alaska Shootout		
^Sunshine Shootout		
– Nassua, Bahamas		
%All College Tournament		
– Oklahoma City		
#Alascom Jamboree		
&Pac West Conference Tourn.		
\$NCAA West Regional–Bakersfield, CA		

Head Coach Charlie Bruns 11 seasons 186-117 (.614)

1993-94 (21-10)

CARDINAL STRITCH^	L	72-75
DALLAS^	W	92-61
NORTHERN MICHIGAN	W	100-66
NORTHERN MICHIGAN	W	74-72
WAKE FOREST*	W	70-68
PORTLAND*	L-2OT	89-96
WEBER STATE*	L	82-91
ADAMS STATE+	W	78-65
ADAMS STATE	W	84-66
W. NEW MEXICO	W	73-71
W. NEW MEXICO	W-OT	100-93
at Indiana Southeast	W	89-83
at Ball State	L	77-78
at Washington State	L	63-86
at Seattle Pacific	L	73-90
GRAND CANYON	W	100-75
MSU BILLINGS	W	99-72
at Hawaii-Hilo	W	91-82
at Chaminade	W	93-88
ALASKA FAIRBANKS	W	102-98
SEATTLE PACIFIC	W	75-70
at MSU Billings	L-2OT	102-106
at Grand Canyon	L	78-90
CHAMINADE	W	82-71
HAWAII-HILO	W	95-79
at Alaska Fairbanks	W	111-100
MSU BILLINGS#	W	95-83
GRAND CANYON#	L	67-72
SEATTLE PACIFIC\$	W	83-77
CSU Bakersfield&	L	61-92
San Francisco State&	W	109-97
+at Kenai		
^Alascom Jamboree		
*Great Alaska Shootout		
#Pac West Conference Tournament		
\$NCAA II Play-In		
&NCAA West Regional–Riverside, CA		

1994-95 (16-11)

INDIANA SOUTHEAST^	W	95-64
CONCORDIA LUTHRN^	W	111-102
COLORADO MINES	W	110-90
COLORADO MINES	W	91-75
VILLANOVA*	L	58-75
ARIZONA*	L	88-107
JACKSON STATE*	W	96-74
LINCOLN CHRISTIAN+	W	119-77
LINCOLN CHRISTIAN	W	119-73
LSU-SHREVEPORT	W	82-50
LSU-SHREVEPORT	W	87-58
at Santa Clara%	L	75-78
San Jose State%	L	66-70
at Oklahoma State	L	72-112
W. NEW MEXICO	W	104-62
at Seattle Pacific	L	72-74
at MSU Billings	W	97-78
HAWAII-HILO	W	81-73
CHAMINADE	L	82-84
ALASKA FAIRBANKS	W	79-77
at W. New Mexico	L	76-78
MSU BILLINGS	W	91-67
SEATTLE PACIFIC	W	74-67
at Chaminade	L	77-84
at Hawaii-Hilo	L-OT	88-91
at Alaska Fairbanks	W	89-87
at Alaska Fairbanks	L-OT	99-104
+at Barrow / ^Alascom Jamboree		
*Great Alaska Shootout		
%Cable Car Classic		

1995-96 (19-9)

MOUNT SENARIO^	W-OT	106-97
LANGSTON^	W	90-57
CROWN	W	119-50
CROWN	W	107-42
INDIANA*	L	79-84
OLD DOMINION*	L	77-78
TEXAS CHRISTIAN*	W	89-78
CARDINAL STRITCH	W	99-76
CARDINAL STRITCH+	W	94-69
WESTERN STATE	W	93-69
WESTERN STATE	W	96-62
at Coll of Charleston%	L	72-93
Lafayette%	W	82-75
at Texas Christian	L	78-124
at Weber State	L	101-108
at Alaska Fairbanks	W-OT	98-94
SEATTLE PACIFIC	W	83-54
W. NEW MEXICO	W	91-49
at Hawaii-Hilo	L	78-83
at Chaminade	W	90-82
at MSU Billings	L	114-141
MSU BILLINGS	W	100-84
CHAMINADE	W	88-63
HAWAII-HILO	W	112-77
at W. New Mexico	W	72-67
at Seattle Pacific	L	74-90
ALASKA FAIRBANKS	W	112-78
Grand Canyon#	L-OT	96-105
^AT&T Alascom Jamboree		
*Carrs Great Alaska Shootout		
+at Kotzebue		
%College of Charleston Classic		
#NCAA West Regional–Bakersfield, CA		

1996-97 (20-8)

NORTHLAND BAPTIST^	W	118-39
ROBERT MORRIS (IL)^	W	105-48
AQUINAS	W	103-84
AQUINAS	W	90-53
MAINE*	W	75-65
KENTUCKY*	L	72-104
STANFORD*	L	69-91
SHAW	W	114-79
SHAW	W	109-74
at Stanford	L	70-105
at Saint Mary's	L	68-78
at Seton Hall%	L	69-73
San Francisco%	W	92-70
HASTINGS	W	89-78
HASTINGS	W	87-58
at Seattle Pacific	L	61-75
ALASKA FAIRBANKS	W	90-74
at Chaminade	W	88-66
at Hawaii-Hilo	W	84-66
SEATTLE PACIFIC	W	74-68
MSU BILLINGS	W	93-91
W. NEW MEXICO	W	80-70
CHAMINADE	W	86-76
HAWAII-HILO	W	80-74
at W. New Mexico	W	67-52
at MSU Billings	L	96-107
at Alaska Fairbanks	W	94-90
Montana State Billings\$	L	67-97
^AT&T Alascom Jamboree		
*Carrs Great Alaska Shootout		
%SHU Meadowlands Tournament		
– E. Rutherford, NJ		
\$NCAA West Regional–Bakersfield, CA		

1997-98 (16-11)

LINCOLN CHRISTIAN^	W	87-46
EMBRY-RIDDLE^	W	101-90
FERRIS STATE	W	83-70
FERRIS STATE	W	77-67
SETON HALL*	L-OT	57-67
UCLA*	L	68-92
SW LOUISIANA*	L	80-101
HENDERSON STATE	W	87-76
HENDERSON STATE	L	109-112
at Grand View	W	75-61
at Iowa State%	L	55-57
Grambling%	W-OT	79-73
at Southern Utah	L	79-94
CUMBERLAND (TN)	W	85-72
CUMBERLAND (TN)	W	96-80
ALASKA FAIRBANKS	W	87-69
at Hawaii-Hilo	W	84-75
at Chaminade	W	83-71
at Alaska Fairbanks	W	77-67
MSU BILLINGS	L	73-91
SEATTLE PACIFIC	W	73-65
at W. New Mexico	L	72-81
CHAMINADE	L	84-88
HAWAII-HILO	W	97-79
at Seattle Pacific	L	64-83
at MSU Billings	L	92-120
W. NEW MEXICO	W	106-92
^AT&T Alascom Jamboree		
*Carrs Great Alaska Shootout		
%Iowa St. Holiday Classic–Ames, IA		

ALL-TIME RESULTS, CONTINUED

1998-99 (17-10)

STANISLAUS STATE [^]	W	84-70
ANGELO STATE [^]	W	81-72
FRESNO STATE*	L	79-82
NOTRE DAME*	W-OT	88-82
SAINT MARY'S*	L	71-78
TEXAS COLLEGE	W	83-71
TEXAS COLLEGE	L	73-75
PACIFIC LUTHERAN	W	103-95
PACIFIC LUTHERAN	W	72-62
Southern Methodist%	W	80-72
at Arizona State%	L	52-85
at Grand Canyon	L	64-74
MSU BILLINGS	W	94-91
W. NEW MEXICO	W	88-80
at BYU-Hawaii	W	89-76
at Hawaii Pacific	L	72-96
SAINT MARTIN'S	W	83-66
SEATTLE PACIFIC	W	88-66
at Western Oregon	L	81-91
at Humboldt State	L	71-83
HAWAII-HILO	W	88-55
CHAMINADE	W	83-73
at W. New Mexico	W	52-35
at MSU Billings	L	94-120
Alaska Fairbanks	W	58-55
ALASKA FAIRBANKS	W	76-66
BYU-Hawaii\$	L	57-71

[^]AT&T Alascom Jamboree

*Carrs Great Alaska Shootout

%Arizona State Fiesta Bowl Classic

\$Pacific West Tour. — Honolulu, HI

1999-00 (17-9)

GRAND CANYON [^]	W	90-61
GRAND CANYON [^]	W	64-49
WASHINGTON*	L	70-86
GRAMBLING STATE*	W	104-85
LOUISVILLE*	L	76-108
ADAMS STATE	W	92-59
ADAMS STATE	W	88-50
at Kentucky	L	42-62
at Carver College	W	127-30
at MSU Billings	L	104-113
at W. New Mexico	W	72-56
at W. New Mexico	W	89-63
at Chaminade	L	71-80
at Hawaii-Hilo	L	68-81
W. WASHINGTON	W	89-77
CENT. WASHINGTON	L	75-76
at Simon Fraser	W	82-74
at Seattle University	W	76-66
LINCOLN (MO)	W	104-54
LINCOLN (MO)	W	92-56
ALASKA FAIRBANKS	L	68-78
at Alaska Fairbanks	L	81-95
MSU BILLINGS	W	105-99
W. NEW MEXICO	W	94-69
BYU-HAWAII	W	78-64
HAWAII PACIFIC	W	76-69

[^]AT&T Alascom Jamboree

*Carrs/Safeway Great Alaska Shootout

2000-01 (19-8)

Seattle University%	W	108-67
VALPARAISO*	L	67-83
RHODE ISLAND*	W	87-77
DePAUL*	L	76-93
LANGSTON [^]	W	104-70
LANGSTON [^]	W	101-68
at UNLV	L	71-101
SOUTHWESTERN (KS)&	W	91-68
SOUTHWESTERN (KS)	W	90-42
at Saint Martin's	W	96-83
at Central Washington	L	82-95
HAWAII-HILO	L	85-92
HAWAII-HILO	W-OT	101-99
CHAMINADE	W	96-83
at W. New Mexico	W	94-66
at W. New Mexico	W	93-72
at MSU Billings	L	91-105
SEATTLE UNIVERSITY	W	81-74
NW NAZARENE	W	93-66
at Hawaii Pacific	L	84-99
at Hawaii Pacific	W	90-79
at BYU-Hawaii	W	100-86
MSU BILLINGS	W	117-96
MSU BILLINGS	W	111-91
W. NEW MEXICO	W	96-94
ALASKA FAIRBANKS	W	96-45
at Alaska Fairbanks	L	77-81

%Vitamilk Classic — at SPU

*Carrs/Safeway Great Alaska Shootout

&at Fort Richardson

[^]AT&T Alascom Jamboree

2001-02 (9-18)

INDIANA*	L	66-101
TENNESSEE*	L	54-74
OREGON STATE*	L	63-72
BYU-HAWAII [^]	L	78-84
BYU-HAWAII [^]	L	73-74
MISSOURI-ROLLA [^]	L	76-78
at Alaska Fairbanks	W	70-62
at Wyoming	L	67-85
ANGELO STATE	L	64-78
ANGELO STATE	L	87-93
SAINT MARTIN'S	W	68-58
CENT. WASHINGTON	W	79-74
at Western Oregon	W	87-68
at Humboldt State	L	72-76
at Western Washington	L	67-87
at Seattle Pacific	L	64-95
SEATTLE UNIVERSITY	W	73-53
NW NAZARENE	W	81-71
ALASKA FAIRBANKS	W	90-76
at Central Washington	L	88-93
at Saint Martin's	L	64-97
HUMBOLDT STATE	L	88-91
WESTERN OREGON	W-OT	110-105
SEATTLE PACIFIC	L-OT	95-86
W. WASHINGTON	L	71-70
at NW Nazarene	W	82-79
at Seattle University	L	79-68

*Carrs/Safeway Great Alaska Shootout

[^]AT&T Alascom Jamboree

2002-03 (13-14)

LINCOLN CHRISTIAN [^]	W-OT	87-79
CARDINAL STRITCH [^]	L	80-95
OKLAHOMA STATE*	L	69-98
WYOMING*	L	69-77
MONTANA*	W	69-52
at NW Nazarene	W	71-56
at Seattle University	L	59-71
COLORADO MINES%	L	81-83
COLORADO MINES	L	78-95
MONTEVALLO#	W	84-60
CHRISTIAN BROS.#	L-OT	94-96
CENT. WASHINGTON	W	81-74
SAINT MARTIN'S	W	102-63
at Seattle Pacific	L	68-86
at W. Washington	W	88-83
Alaska Fairbanks	L	55-78
HUMBOLDT STATE	L-OT	88-90
WESTERN OREGON	W	78-68
at Central Washington	W	80-78
at Saint Martin's	W	92-85
W. WASHINGTON	W	79-77
SEATTLE PACIFIC	W-OT	90-84
ALASKA FAIRBANKS	L	70-73
at Humboldt State	L	69-86
at Western Oregon	L	64-71
SEATTLE UNIVERSITY	W	85-70
NW NAZARENE	L	74-79

[^]AT&T Alascom Jamboree

*Carrs/Safeway Great Alaska Shootout

%at Fort Richardson

#Glacier Classic

2003-04 (20-10)

HAWAII PACIFIC [^]	W	101-72
EASTERN OREGON [^]	W	94-70
HAWAII PACIFIC [^]	W	80-67
SETON HALL*	L	57-62
TEXAS STATE*	W	80-59
CANISIUS*	W	72-67
SEATTLE PACIFIC	OT-L	83-89
W. WASHINGTON	W	100-82
Notre Dame de Namur%	W	65-52
at Chaminade%	W	86-72
Hawaii Pacific%	W	76-73
Columbia Union#	W	108-51
Lake Superior State#	W	67-60
ALASKA FAIRBANKS	W	71-68
at Humboldt State	L	66-78
at Western Oregon	L	69-78
NW NAZARENE	W	84-82
SEATTLE UNIVERSITY	W	52-51
at Saint Martin's	W	80-69
at Central Washington	L	82-91
at Alaska Fairbanks	L	56-70
WESTERN OREGON	W	95-76
HUMBOLDT STATE	L-OT	67-69
at Seattle University	W	59-55
at Northwest Nazarene	L	71-82
CENT. WASHINGTON	W	74-47
SAINT MARTIN'S	W	86-70
at Western Washington	L	80-87
at Seattle Pacific	W	75-73

BYU-Hawaii\$ L 67-61

[^]AT&T Alascom Jamboree

*Carrs/Safeway Great Alaska Shootout

%Hawaiian Style Classic — Honolulu

#Glacier Classic — Fairbanks

\$ NCAA Division II West Regional — San Bernardino, CA

Head Coach
Rusty Osborne
20 seasons
361-233 (.608)

2004-05 (11-16)

CALDWELL COLL.#	W-3OT	92-87
GRAND CANYON#	L	66-70
ALABAMA*	L	55-90
FURMAN*	L	71-81
HIGH POINT*	W	66-65
WESTERN OREGON	L	51-52
HUMBOLDT STATE	L	57-62
MULTNOMAH BIBLE	W	87-59
MULTNOMAH BIBLE	W	96-53
OHIO VALLEY [^]	W	100-73
NYACK [^]	W	64-61
at Northwest Nazarene	L	52-65
at Seattle University	W	69-68
CENT. WASHINGTON	W	93-90
SAINT MARTIN'S	L	76-79
at Seattle Pacific	L	76-91
at Western Washington	L	92-102
at Alaska Fairbanks	L	80-91
SEATTLE UNIVERSITY	W	69-68
NW NAZARENE	L	67-72
at Saint Martin's	W	96-83
at Central Washington	L	85-108
W. WASHINGTON	L	79-105
SEATTLE PACIFIC	L-2OT	112-117
ALASKA FAIRBANKS	W	83-82
at Humboldt State	L	70-85
at Western Oregon	L	57-77
#AT&T Alascom Jamboree		
*Carrs/Safeway Great Alaska Shootout		
[^] Glacier Classic		

2005-06 (19-12)

NORTHLAND BAPTIST	W	118-51
NORTHLAND BAPTIST	W	96-62
vs Bridgeport%	W	71-61
vs Columbus State%	L	61-80
vs Nebraska-Omaha%	W	79-66
SOUTH CAROLINA*	L	60-65
SOUTHERN ILLINOIS*	W	72-64
SOUTHERN CAL*	L	56-57
vs Cal Ste-Stanislaus#	W	82-63
vs BYU-Hawaii#	W	90-80
WALLA WALLA	W	88-62
WALLA WALLA	W	108-66
at W. Washington	L-OT	106-112
at Central Washington	L	72-73
SEATTLE UNIVERSITY	W	78-71
SAINT MARTIN'S	W	92-68

ALL-TIME RESULTS, CONTINUED

at Seattle Pacific L 80-87
 at Northwest Nazarene L 80-82
 HUMBOLDT STATE W 85-67
 WESTERN OREGON W 88-50
 at Alaska Fairbanks L 73-76
 at Saint Martin's W 72-56
 at Seattle University L 72-82
 NW NAZARENE W 100-76
 SEATTLE PACIFIC W 89-75
 at Western Oregon L 76-81
 at Humboldt State W 93-78
 ALASKA FAIRBANKS W 84-73
 CENT. WASHINGTON L 85-88
 W. WASHINGTON W 99-95
 vs Chaminade^ L 67-84
 %Disney's Division II Tip-Off Classic
 — Orlando, FL

*Carrs/Safeway Great Alaska Shootout
 #Glacier Classic — Fairbanks
 ^NCAA West Regional — Seattle

2006-07 (19-9)

LANCASTER BIBLE W 105-68
 LANCASTER BIBLE W 102-30
 BEMIDJI STATE W 79-58
 BEMIDJI STATE W 88-42
 LOYOLA MARYMOUNT* L 58-69
 MO.-KANSAS CITY* W 77-70
 HOFSTRA* L 65-75
 vs Florida Tech% W 78-60
 vs Augusta% W 83-65
 BYU-HAWAII^ W 79-68
 HAWAII-HILO^ W 85-72

SEATTLE PACIFIC L 65-68
 CENT. WASHINGTON W 80-60
 NW NAZARENE W 60-57
 at Saint Martin's L 74-76
 at Western Oregon W 70-49
 at W. Washington W 92-72
 at Seattle University L 64-65
 WESTERN OREGON L 73-81
 SAINT MARTIN'S W 93-76
 ALASKA FAIRBANKS W 78-69
 at Northwest Nazarene W 89-75
 SEATTLE UNIVERSITY L 66-69
 W. WASHINGTON W 77-61
 at Central Washington W 76-61
 at Seattle Pacific L 80-89
 at Alaska Fairbanks W 85-75
 at Humboldt State# L 61-68
 *Carrs/Safeway Great Alaska Shootout
 %Glacier Classic — Fairbanks
 ^AT&T Alascom Jamboree
 #NCAA West Regional—Arcata, CA

2007-08 (29-6)

BREVARD COLLEGE W 80-53
 BREVARD COLLEGE W 80-48
 TEXAS TECH\$ L 47-74
 WESTERN KENTUCKY\$ L 67-71
 E. WASHINGTON\$ L 62-64
 TEX.-PERMIAN BASIN W 91-52
 TEX.-PERMIAN BASIN W 95-45

at BYU-Hawaii W-2OT 95-90
 at Chaminade W 64-53
 at Hawaii-Hilo W 73-72
 FERRIS STATE^ W 71-45
 CHRISTIAN BROTHERS^ W 75-52
 at Western Oregon W 68-62
 at Saint Martin's W 66-42
 ALASKA FAIRBANKS W 77-57
 CENT. WASHINGTON W 78-73
 W. WASHINGTON W 63-62
 at Seattle W 45-38
 at Montana St. Billings W 79-43
 SEATTLE PACIFIC W 83-71
 NW NAZARENE W 77-61
 at Alaska Fairbanks W 67-53
 at W. Washington W 81-69
 at Cent. Washington L-OT 72-74
 MSU BILLINGS W 90-46
 SEATTLE W 73-60
 at NW Nazarene W 77-59
 at Seattle Pacific L 58-65
 SAINT MARTIN'S W-OT 100-98
 WESTERN OREGON W 90-60
 UC SAN DIEGO# W 80-60
 SEATTLE PACIFIC# W 56-55
 BYU-HAWAII# W 73-67
 vs California, Pa.% W 55-52
 vs Augusta State% L 50-56
 \$Carrs/Safeway Great Alaska Shootout
 ^AT&T Alascom Jamboree
 #NCAA West Regional — Anchorage
 %NCAA Elite 8 — Springfield, MA

2008-09 (15-14)

SW Minnesota State# L 55-60
 Fort Lewis# L 62-66
 Humboldt State# OT-L 81-83
 HAMPTON\$ L 61-69
 NORTHERN ILLINOIS\$ L 68-71
 LOUISIANA TECH\$ W 62-57
 Virginia State# W 89-64
 St. Thomas (Fla.)# W 71-56
 SAINT LEO L 62-74
 SAINT LEO L 63-71
 ROCKHURST W 63-52
 LINCOLN CHRISTIAN W 89-52
 LINCOLN CHRISTIAN W 90-55
 NW NAZARENE L 78-90
 CENT. WASHINGTON W 90-78
 at Alaska Fairbanks W 81-52
 at Western Oregon W 75-54
 at Saint Martin's L 62-66
 at Montana St. Billings L 60-69
 ALASKA FAIRBANKS W 90-85
 W. WASHINGTON L 54-69
 SEATTLE PACIFIC W 66-62
 MSU BILLINGS W 87-68
 at Seattle Pacific L 66-68
 at W. Washington W-OT 88-77
 at Central Washington L 65-76
 at Northwest Nazarene L 71-76
 SAINT MARTIN'S W 87-62
 WESTERN OREGON W 95-69
 %Disney's West Coast Tip-Off Classic

— Anaheim, CA
 \$Carrs/Safeway Great Alaska Shootout
 #Glacier Classic - Fairbanks

2009-10 (17-10)

at American Sports W 65-39
 at Hawaii Pacific W 82-66
 WASHINGTON STATE\$ L 68-87
 NICHOLLS STATE\$ W 72-58
 HOUSTON\$ L 57-73
 Grace Bible# W 81-69
 Grand Canyon# W 67-38
 WEST. NEW MEXICO^ W 69-39
 CHAMINADE^ W 75-53
 TRINITY INT'L W 87-57
 TRINITY INT'L W 89-71
 MSU BILLINGS W 80-72
 at Western Washington L 62-68
 at Central Washington W 67-66
 SAINT MARTIN'S W 62-45
 WESTERN OREGON L 65-76
 at Seattle Pacific L 71-80
 at Northwest Nazarene L 74-79
 at Alaska Fairbanks W 56-42
 W. WASHINGTON W 68-53
 CENT. WASHINGTON L 57-62
 at Western Oregon W 90-81
 at Saint Martin's L 59-76
 ALASKA FAIRBANKS W 81-78
 at MSU Billings L 60-65
 NW NAZARENE L 76-78
 SEATTLE PACIFIC W 75-64
 \$Carrs/Safeway Great Alaska Shootout
 #Glacier Classic - Fairbanks
 ^AT&T Jamboree

2010-11 (24-10)

vs Dixie State% L 58-75
 vs Lewis% L 70-84
 vs UC San Diego% W 67-52
 WEBER STATE* L 54-86
 HOUSTON BAPTIST* W 74-67
 BALL STATE* W 62-44
 vs Hawaii Pacific\$ W 75-53
 vs British Columbia\$ W 71-53
 WALLA WALLA& W 105-67
 FLORIDA TECH& W 70-47
 WALLA WALLA& W 72-44
 at Cent. Washington W-2OT 98-93
 at Northwest Nazarene W 78-71
 MONT. ST. BILLINGS W 73-52
 SEATTLE PACIFIC W 78-61
 at Simon Fraser W 74-56
 at Western Washington L 75-81
 WESTERN OREGON W 79-59
 SAINT MARTIN'S W 73-66
 NW NAZARENE W 73-63
 CENT. WASHINGTON L 50-52
 at Seattle Pacific L 73-78
 at Montana St. Billings W 81-64
 W. WASHINGTON L 102-106
 SIMON FRASER W 99-81
 at Saint Martin's L 54-60
 at Western Oregon W 88-83

at Alaska Fairbanks W 74-65
 ALASKA FAIRBANKS W 118-82
 SAINT MARTIN'S^ W 80-70
 SEATTLE PACIFIC^ W 72-67
 at Central Washington^ L 71-83
 vs Humboldt State! W 76-70
 vs BYU-Hawaii! L 91-100
 %Disney's Tip-Off Classic—Anaheim, CA
 *Carrs/Safeway Great Alaska Shootout
 \$Glacier Classic — Fairbanks
 &AT&T Jamboree
 ^GNAC Tournament
 INCAA West Regional — Ellensburg, WA

2011-12 (23-7)

MURRAY STATE\$ L 62-64
 DARTMOUTH\$ L 52-64
 UC IRVINE\$ W 77-63
 MINOT STATE W 76-57
 PORTLAND BIBLE# W 95-54
 MINOT STATE# W 82-40
 ALASKA FAIRBANKS W 68-62
 LINCOLN CHRISTIAN W 116-67
 LINCOLN CHRISTIAN W 95-56
 CENTRAL WASHINGTON W 99-62
 NORTHWEST NAZARENE W 85-62
 at Montana St. Billings W 80-72
 at Seattle Pacific L 51-85
 SIMON FRASER W 86-81
 W. WASHINGTON L 68-73
 at Western Oregon W 66-55
 at Saint Martin's W 64-54
 at Northwest Nazarene W 81-64
 at Central Washington W 82-65
 SEATTLE PACIFIC W 78-69
 MSU BILLINGS W 85-70
 at Western Washington L 50-59
 at Simon Fraser W 85-75
 SAINT MARTIN'S W 81-59
 WESTERN OREGON W 83-70
 at Alaska Fairbanks W 79-74
 vs Cent. Washington^ W 93-81
 vs Mont. St. Billings^ L 70-74
 vs Mont. St. Billings! W 80-68
 vs Seattle Pacific! L 67-80
 \$Carrs/Safeway Great Alaska Shootout
 #AT&T Jamboree
 ^GNAC Tournament—Lacey, Wash.
 INCAA Div. II West Regional Champ.—
 Bellingham, WA

2012-13 (18-9)

COLO. CHRISTIAN^ W 66-56
 COLO. STATE-PUEBLO^ W 85-75
 WASHINGTON ADVENTIST W 71-58
 WASHINGTON ADVENTIST W 87-56
 BELMONT\$ L 60-74
 UC RIVERSIDE\$ W 66-65
 LOYOLA MARYMOUNT\$ W 83-77
 MSU BILLINGS W 79-65
 SEATTLE PACIFIC L 79-85
 NORTHWEST INDIAN W 111-81
 at Northwest Nazarene L 60-61
 at Central Washington L 72-81

ALL-TIME RESULTS

WESTERN OREGON	W	82-56
SAINT MARTIN'S	W	74-71
at Alaska Fairbanks	W	65-60
at Western Washington	L	62-75
at Simon Fraser	W	86-66
CENT. WASHINGTON	W	98-69
NW NAZARENE	W	73-72
at Saint Martin's	L	52-60
at Western Oregon	W	79-73
ALASKA FAIRBANKS	W	71-69
SIMON FRASER	W	78-68
W. WASHINGTON	L	57-63
at Seattle Pacific	L	56-59
at Montana St Billings	W	71-69
vs Cent. Washington%	L	78-79
^AT&T Jamboree		
\$ Carrs/Safeway Great Alaska Shootout - Sullivan Arena		
% GNAC Tournament—Lacey, Wash.		

2013-14 (17-13)

vs Lindenwood#	W	74-57
vs Minnesota State#	W	83-72
vs CS Dominguez Hills#	L	81-88
HOLY NAMES^	W	93-60
REGIS^	W	88-74
HOLY NAMES	W	90-73
TCU\$	L	70-73
INDIANA STATE\$	L	87-97
DENVER\$	L	71-78
ALASKA FAIRBANKS	W	96-76
NORTHLAND COLLEGE	W	149-70
NORTHLAND COLLEGE	W	111-58
W. WASHINGTON	L	89-104
SIMON FRASER	W	107-77
at MSU Billings	L	67-75
at Seattle Pacific	L	74-81
NW NAZARENE	W	92-83
CENT. WASHINGTON	L	88-95
at Western Oregon	W	92-58
at Saint Martin's	W	79-78
at Simon Fraser	W	65-64
at Western Washington	L	76-99
#19 SEATTLE PACIFIC	L	76-88
MSU BILLINGS	L	62-75
at Central Washington	W	96-89
at Northwest Nazarene	W	6-64
SAINT MARTIN'S	W	88-76
WESTERN OREGON	W	96-77
at Alaska Fairbanks	L	68-70
vs Western Oregon%	L	88-94
# Disney Tip-Off — Anaheim, Calif.		
\$ Carrs/Safeway Great AK Shootout		
% GNAC Tournament — Lacey, Wash.		

2014-15 (16-13)

CONCORDIA-PORT.	L	74-79
CONCORDIA-PORT.	L	73-75
at Sonoma State^	L	66-74
vs Chico State^	L	64-74
NORTHWEST INDIAN	W	110-67
NORTHWEST INDIAN	W	103-50
at Saint Martin's	W-OT	75-68
at Western Oregon	L	66-87
HUMBOLDT STATE &	L	83-87
BYU-HAWAII &	L	69-90
PORTLAND BIBLE	W	91-52
PORTLAND BIBLE	W	80-58
SIMON FRASER	W	108-86
W. WASHINGTON	W	62-60
at Alaska Fairbanks	W	76-64
at Seattle Pacific	L	51-73
at Montana St. Billings	W	70-62
CENT. WASHINGTON	L	68-77
NW NAZARENE	W	67-57
at W. Washington	W	81-76
at Simon Fraser	W	115-98
ALASKA FAIRBANKS	W	74-72
MSU BILLINGS	W	82-68
SEATTLE PACIFIC	L-OT	72-73
at Central Washington	L	67-80
at NW Nazarene	L-OT	93-100
WESTERN OREGON	W	80-78
SAINT MARTIN'S	W	101-67
vs W. Washington%	L	56-76
# Logsdon Classic—Rohnert Park, Calif. & Seawolf Jamboree		
% GNAC Tournament — Billings, Mont.		

2015-16 (21-11)

vs Upper Iowa%	W	74-71
vs Cal Baptist%	L	68-79
vs Colo.-Colo. Springs%	L	70-79
LINCOLN CHRISTIAN	W	94-47
LINCOLN CHRISTIAN	W	105-50
vs Chaminade^	W	92-90
vs Hawaii Pacific^	W	69-65
LIFE PACIFIC	W	101-54
CS DOMINGUEZ HILLS	L	78-81
SAN JOSE STATE \$	L	87-91
CENT. WASHINGTON	W	93-65
NW NAZARENE	W	90-78
NORTHWEST INDIAN	W	108-67
at Seattle Pacific	W	61-59
at Saint Martin's	W	91-74
SIMON FRASER	W	96-83
W. WASHINGTON	W	87-84
MSU BILLINGS	W	81-61
at Alaska Fairbanks	W-OT	100-91
at Western Oregon	L	66-76
at Concordia-Portland	W	90-71
SAINT MARTIN'S	L	70-73
SEATTLE PACIFIC	L	71-74
at W. Washington	W-2ot	108-105
at Simon Fraser	W	86-66
at MSU Billings	L	71-90
ALASKA FAIRBANKS	W	76-71
CONCORDIA-PORT.	W	93-67
WESTERN OREGON	L	58-64
at Northwest Nazarene	W	74-61
at Cent. Washington	L-OT	81-88
vs W. Washington#	L	73-78
%Tip-Off Classic—Anaheim/Carson, CA		
^Alaska/Hawaii Challenge — Fairbanks		
\$GCI Great Alaska Shootout		
#GNAC Tournament — Lacey, Wash.		

2016-17 (21-8)

PORTLAND BIBLE	W	99-36
PORTLAND BIBLE	W	108-51
at Chaminade	L	81-92
at Hawaii Pacific	L	71-77
BYU-HAWAII #	W	75-50
CAL STATE LA #	W	73-68
at Central Washington	W	98-92
at Northwest Nazarene	L	67-71
TRINITY WESTERN	W	82-44
TRINITY WESTERN	W	84-54
SEATTLE PACIFIC	W	85-49
SAINT MARTIN'S	W	55-49
at Simon Fraser	W	77-47
at W. Washington	L	84-91
ALASKA FAIRBANKS	W	76-63
at Montana St. Billings	L	68-69
WESTERN OREGON	W	81-72
CONCORDIA-PORT.	W	77-75
at Saint Martin's	W	67-63
at Seattle Pacific	W-OT	83-81
W. WASHINGTON	W	87-79
SIMON FRASER	W	73-45
at Alaska Fairbanks	W	68-61
MSU BILLINGS	W	74-58
at Concordia-Portland	L-OT	67-68
at Western Oregon	L	71-89
NW NAZARENE	W	81-73
CENT. WASHINGTON	W	84-72
vs Western Oregon^	L-3OT	84-91
#Seawolf Jamboree		
^GNAC Tournament — Lacey, Wash.		

2017-18 (15-14)

at Antelope Valley	W	70-69
HAWAII PACIFIC	L	51-65
CHAMINADE	L	65-71
HOLY NAMES	W	63-55
HOLY NAMES	W	80-74
CSU BAKERSFIELD^	L	39-59
SANTA CLARA^	W-OT	78-73
COLL. OF CHARLESTON^	L	46-55
ALASKA FAIRBANKS	W	65-39
MSU BILLINGS	W	74-62
at Western Oregon	L	50-82
at Concordia-Portland	W	59-55
SAINT MARTIN'S	L	66-71
SEATTLE PACIFIC	L	54-57
at Cent. Washington	L-OT	71-72
at NW Nazarene	L-OT	78-79
SIMON FRASER	W	53-46
W. WASHINGTON	L	61-70
CONCORDIA-PORT.	W	62-57
WESTERN OREGON	L	62-72
at Seattle Pacific	W	67-62
at Saint Martin's	L	67-79
NW NAZARENE	W	59-48
CENT. WASHINGTON	W	70-54
at W. Washington	L	56-66
at Simon Fraser	W	66-64
at Alaska Fairbanks	W	44-43
at MSU Billings	W	59-52
SEATTLE PACIFIC%	L	51-64
^GCI Great Alaska Shootout		
%GNAC Tournament		

2018-19 (14-14)

ANTELOPE VALLEY	W	82-73
ANTELOPE VALLEY	W	73-65
at Hawaii Pacific	W	83-79
at Chaminade	L	62-71
NORTHWOOD	L	77-83
LAKE SUPERIOR STATE	L	67-58
SOUTH DAKOTA MINES	W	75-55
SOUTH DAKOTA MINES	W	73-68
at MSU Billings	L	74-89
at Alaska Fairbanks	L	67-68
WESTERN OREGON	W	61-67
CONCORDIA-PORT.	W	75-66
at Saint Martin's	L	68-70
at Seattle Pacific	L	74-87
CENT. WASHINGTON	W	79-63
NW NAZARENE	W	85-73
at Simon Fraser	W	74-53
at W. Washington	W	70-63
at Concordia-Portl.	W-OT	99-94
at Western Oregon	L	61-81
SEATTLE PACIFIC	L	64-65
SAINT MARTIN'S	L	53-69
at Northwest Nazarene	L	77-87
at Central Washington	W	92-85
W. WASHINGTON	L	66-76
SIMON FRASER	L-OT	63-67
ALASKA FAIRBANKS	W	100-86
MONTANA ST. BILLINGS	L	56-67

2019-20 (20-14)

PORTLAND BIBLE	W	80-34
COAST GUARD#	W	88-78
HAWAII PACIFIC	W	77-48
CHAMINADE	L	56-85
vs S.F. State%	W	81-69
at Sonoma State	W	81-69
MICHIGAN TECH	L	80-83
NORTHERN MICHIGAN	W	84-76
CONCORDIA-PORT.	W	81-74
WESTERN OREGON	W-OT	88-86
vs Ark. Monticello \$	L	74-83
vs SE Oklahoma St. \$	L	68-88
vs Hawaii-Hilo \$	W	66-64
at Seattle Pacific	L	76-83
at Saint Martin's	W	96-57
W. WASHINGTON	L	70-74
SIMON FRASER	W	81-66
at Central Washington	L	50-84
at Northwest Nazarene	L	69-80
ALASKA FAIRBANKS	W	105-86
at MSU Billings	W	81-80
SAINT MARTIN'S	W	92-81
SEATTLE PACIFIC	L	73-79
at Simon Fraser	L	81-92
at W. Washington	OT-L	81-85
NW NAZARENE	OT-W	90-89
CENT. WASHINGTON	OT-W	70-68
at Alaska Fairbanks	W	94-81
MSU BILLINGS	W	87-73
at Western Oregon	L	84-85
at Concordia-Portland	L	69-72

vs NW Nazarene^	W	85-76
at Seattle Pacific^	W	86-85
vs W. Washington^	L	78-81
# Armed Forces Classic (ESPNU)		
% Logsdon Classic - Rohnert Park, Calif.		
\$ D2 Power Invitational - Honolulu		
^ GNAC Tourney - Seattle		

2020-21 - NO SEASON (Covid-19)

2021-22 (15-9)

at Hawaii Pacific	W	62-56
at Chaminade	L	47-62
at Hawaii Hilo	L	72-75
LINCOLN CHRISTIAN	W	83-53
LINCOLN CHRISTIAN	W	106-44
QUINCY	W	81-66
HAWAII HILO	W-OT	100-97
at Saint Martin's	W	76-67
at Western Oregon	L	71-80
SEATTLE PACIFIC	W	88-83
at MSU Billings	W	68-61
at Seattle Pacific	L	59-91
at W. Washington	L-OT	91-93
SIMON FRASER	W	71-59
W. WASHINGTON	W	81-75
MSU BILLINGS	W	64-57
at Northwest Nazarene	L	66-70
at Cent. Washington	L-OT	80-81
at Simon Fraser	W	75-70
ALASKA FAIRBANKS	W	95-72
WESTERN OREGON	L	78-85
SAINT MARTIN'S	W	85-76
at Seattle Pacific^	W	88-75
vs Alaska Fairbanks*	L	58-63
^GNAC Championships (at Seattle)		
*GNAC Championships (at Lacey)		

2022-23 (13-14)

MIDWAY	W	87-63
MIDWAY	W	87-65
at Chaminade	L	77-82
at Hawaii Pacific	L	73-74
at Hawaii Hilo	OT-L	82-87
vs Westminster^	W	81-77
vs Texas A&M Int'l^	W	65-48
MSU BILLINGS	OT-L	77-81
SEATTLE PACIFIC	L	87-90
PORTLAND BIBLE	W	108-36
PORTLAND BIBLE	W	87-28
ALASKA FAIRBANKS	W	81-59
at Central Washington	W	90-72
at Northwest Nazarene	L	47-48
W. WASHINGTON	L	74-79
SIMON FRASER	W	68-59
at Western Oregon	L	76-84
at Saint Martin's	L	73-100
at Alaska Fairbanks	L	79-89
NW NAZARENE	L	71-74
CENT. WASHINGTON	W	76-66
at Simon Fraser	W	58-51

at W. Washington	W	89-79
SAINT MARTIN'S	L	73-82
WESTERN OREGON	OT-L	69-74
at Seattle Pacific	L	71-72
at MSU Billings	W	70-61
^Fairbanks, AK		

2023-24 (22-11)

CAL MARITIME	W	86-69
CAL MARITIME	W	88-53
vs Chaminade#	W	77-72
vs Hawaii Pacific#	W	65-50
UC MERCED	W	83-32
UC MERCED	W	62-49
ADAMS STATE	W	83-67
ADAMS STATE	W	66-52
at MSU Billings	L	59-66
at Seattle Pacific	L	75-80
vs Texas-Tyler^	W	51-49
vs CSU San Bernardino^	L	64-70
at Hawaii Pacific^	W	77-72
at Alaska Fairbanks	OT-W	64-58
CENT. WASHINGTON	W	75-61
NW NAZARENE	W	71-68
at Western Washington	L	83-92
at Simon Fraser	W	71-49
WESTERN OREGON	L	53-55
SAINT MARTIN'S	W	71-68
ALASKA FAIRBANKS	L	49-65
at Northwest Nazarene	L	74-80
at Central Washington	L	66-75
SIMON FRASER	OT-W	83-81
W. WASHINGTON	W	71-69
at Saint Martin's	W	80-79
at Western Oregon	W	72-51
SEATTLE PACIFIC	L	64-65
MSU BILLINGS	W	84-78
vs Saint Martin's%	W	81-76
vs NW Nazarene%	W	64-63
at Cen. Washington%	L	69-78
vs CSU San Bernardino\$	L	49-52
# Alaska/Hawaii Challenge - Fairbanks		
^ Hoops In Hawaii Classic - Honolulu		
%GNAC Tourney - Ellensburg, WA		
\$ NCAA West Regional - Los Angeles		

2024-25 (12-19)

WARNER PACIFIC	W	80-55
WARNER PACIFIC	W	88-50
vs St. Edward's%	L	73-80
vs Texas A&M Int'l%	L	51-65
vs Mary%	L	72-73
at Hawaii Pacific	L	59-62
at Chaminade	L	69-91
PORTLAND BIBLE	W	93-30
PORTLAND BIBLE	W	101-27
NEWBERRY	L	55-62
NEWBERRY	W	74-73
SAINT MARTIN'S	L	74-79
WESTERN OREGON	W	71-49
vs CSU-Pueblo^	W	73-52
vs Johnson&Wales (RI)^	W	76-27

at Simon Fraser	W	94-87
at Western Washington	W	71-67
NW NAZARENE	L	63-71
CENT. WASHINGTON	L	52-64
ALASKA FAIRBANKS	L	74-76
at Seattle Pacific	L	60-64
at MSU Billings	L	64-66
W. WASHINGTON	L	73-76
SIMON FRASER	W	59-58
at Central Washington	L	66-76
at Northwest Nazarene	L	51-72
at Alaska Fairbanks	L	63-70
MSU BILLINGS	L	60-66
SEATTLE PACIFIC	L	74-83
at Western Oregon	L	68-69
at Saint Martin's	W	69-48
% D2 Tip-Off Classic - Billings, MT		
^ Hoops In Hawaii Classic - Honolulu		

ALASKA ANCHORAGE SEAWOLVES BASKETBALL

ALL-TIME LETTERWINNERS

A	
Abbott, Garrett	2001-02
Abegglen, Kirk	1981-82
Adams, Pete	1982-83-84
Adams, Sam	1979
Adams, Travis	2019
Agmata, Geoffrey	2004
Ahgeak, Derek	1985
Almon, Raylon	2005
Aman, Pierre	1986-87
Anderson, Bryan	1992-93-94
Anderson, Clay	1996-98
Anderson, Dave	1981
Arnott, Bryce	2010
Arntz, Stefan	1992
Arts, Carl	2005-06-07-08
Austin, Bob	2003-04

B	
Bailey, Buddy	2007
Baisa, DeVante	2014
Baldwin, Cass	1996
Bannarbie, Shane	2002-03
Barker, Kenny	2009
Barrientos, Dillon	2024-25
Bartley, Dale	1986-87-88
Beach, Ron	1984-85
Berg, Sjur	2015-17-19
Bevens, Nico	2019-20
Blajeski, Scott	1987
Bloom, Kevin	1986-87
Blossom, Boomer	2012-14-15
Booker, Mark	1983
Boudreaux, Andre	1993-94
Bowman, Kevin	2015
Bradley, Jaedon	2023
Brimhall, Tyler	2019-20
Brinkerhoff, Joe	1988-89
Brown, Gerald	1978-79-85
Brown, Jesse	2003-04
Bryant, Chris	2008
Budimski, Igor	1994-95
Bullock, Chris	1983-84
Bullock, Peter	2001-02-03-04
Burgard, Nicho	2015
Burgess, Kemmy	2004-06
Burney, Cameron	2007-08
Burraston, Tyler	2025

C	
Carlisle, Jake	1997
Carlson, Sloan	1982-83
Carpenter, Mark	1988-89
Cammack, Justin	1992-93
Caver, Erick	1991
Childs, Mike	1986-87-88
Chlumak, Jack	2024
Church, Chris	1990
Clark, Mike	1978
Clements, Malik	2018
Cobbs, Tim	1988
Cockrell, David	1983
Collins, Al	1980-81
Cooper, Luke	2005-06-07-08
Craft, Jacob	2014-15
Crosby, Keegan	2020-22
Cunningham, Ron	1978-79

D	
Dallafior, Luke	1982-83-84-85
Dannenbring, Terry	1978
Davis, Joe	2006-07
Demissie, Abebe	2012-13
Dennis, Kalu	1994-95
Devine, Connor	2017
Devine, Luke	2022-23-24-25
Dinkins, Tommy	1996-97-98
Diouf, Kalidou	2015
Doerr, Kyle	2009
Dowell, Keenan	2019
Downey, Elgin	1990
Drake, Mark	2002-03-04-05
Draper, Eric	2006-07
Durrant, Blaine	2003-04
Dykstra, John	1994-95

E	
Erickson, John	2013
Evans, Brad	2005
Evans, Josh	2001-02-03-04

Evans, Sean	2025
Evans, Trey	2024
Evans, Van	1991

F	
Fain, Derrick	2015
Farris, Rawley	1981-82
Fischer, Ron	1989-90
Fisher, Todd	1989-90
Fitt, Mark	1981-82
Fitt-Chappell, Adam	2003-04-05-06
Fossman, Kyle	2011-12-13-14
Fox, Jeremy	1994-95
Freeman, Greg	2000-01
Freshwater, Bryan	2005
Fulp, Damien	2016-17

G	
Gallatin, Cody	2001-02-03
Garrity, AJ	2022-23
Garrity, Steve	1992
Garves, Harold	1991
Gibcus, Liam	2010-11-12-13
Gilbert, Johnny	1981-82
Gilbert, Tyson	2023-24
Giles, Mark	1986
Gill, Mario	2011
Gisseman, Mark	1990-91
Glover, Nathon	2001-02
Gnad, Hansi	1984-85-86-87
Gould, Robert	1980-81
Greene, Adam	1998
Greenfield, Tom	1991
Greunke, Rainer	1983
Guinn, Darius	2022
Gunkel, Drew	1999-00

H	
Hajdukovich, Jim	1996-97-98-99
Hale, Amari	2020
Hamey Chris	1997-98-99-00
Hammell, Corey	2016-17
Hardy, Doug	2008
Hartman, James	2005-06
Hatch, Tim	1983
Heard, Stephan	2013
Hearn, Phillip	2011-12
Hellerstedt, Robert	2006
HERRINGTON, HASAAN	2024-25
Hills, Brian	2006
Hoch, Mark	1996-97
Holman, Johnny	1981
Hoosier, Evan	2022-23
Hosley, Tyrus	2020
Howard, Steve	1998
Hunter, Dom	2015

I	
IBBETSON, ZACH	2025

J	
Jackson, Bo	1978-79
Jackson, Jessie	1986-87
Jackson, Malik	2025
Jackson, Marcus	2012
Jenkins, Eric	2018-20
Johns, Lauren	1991-92-93
Johnson, Jackie	1991
Johnson, Matt	1981-83-84
Johnson, Michael	1988-89
JOHNSTON, LUKE	2025
Jones, Jeff	1990-91
Jones, Marvin	1987
Jones, E.J.	1978
Jones, Tyrone	1984-85-86

K	
Kaiser, Jason	1994-95
Karlberg, Tobin	2019-20-22
Kearney, Stewart	2003-04
Keddington, Mike	2003-04
Kettler, Jared	2005-06-08
Killpatrick, Mike	1986-88
King, Rob	1978-79
Kirk, Ed	1999-2001
KROON, PARKER	2025
Kuiper, Ty	1980-81-82

L	
Lafferty, Bob	1984
Lao, Donnie	2010

Larrabee, Scott	1997-98-99-00
Larsen, Caleb	2022-23-24
Larsen, John	1983-84-85
Lauwers, Colton	2012-13-14
Lawrence, Aaron	2004-06
Leckband, Christian	2013-14-15-16
Lenoir, Mark	1991
Lentfer, Clint	1994-95
Lentfer, Sloan	2024-25
Lewis, Chris	1999-2000
Libal, Joe	1992-94
Liggon, Mike	1986-87
Little, Jalen	2013
Lincoln, Butch	1993-95-96-97
Lockard, Lane	1996
Lowe, Marc	1985-86

M	
Macdonald, Jack	2018-19-20
MacKelvie, Mike	2013
Macon, G.J.	2002
Macvie, Mike	1996
Mader, Kevin	1991-92-93
Madison, Jon	1999-2000-01-02
Maraman, Darryl	1983
Martens, Glen	1983
Martin, Jeff	1983-84
Matthews, Jamie	1990
Matthews, Scott	1990
Mayhue, Theo	1992-93
McCleery, Race	1988-89
McFADDEN, JOHN	2025
McFarland, Allen	2007
McGee, Sean	1989-90
McGill, Brian	2014-15-16
McNutt, Richard	2006
McTier, Jackson	2014-16-17
Mears, Brad	2014-15
Meckel, Dan	1997
Miles, David	1989
Millar, Trenton	2007
Mitchell, Diante	2016-17
Mitchell, Steve	2007
Monk, Troy	1980
Moore, Greg	1980-81-82
Moser, Tim	1990
Myers, Vince	1989

N	
Neal, Chris	2009
Noble, Terry	1979-80
Nye, Darren	2009

O	
Olden, Cedric	1980
Olsen, McCade	2007-08
O'Shea, Shaun	1999-2000-01
Osborne, Kylan	2018
Osuigwe, DeAndre	2020

P	
Pacitti, Nick	2010
Page, P.J.	1994
Pantovic, Oggie	2020-22
Parrish, Averian	1988
Parrish, Travis	2015-16-17
Pearson, Brian	2015-16-18-19
Peterson, Adam	1993
Peterson, Drew	2016-18
Peterson, Matt	2011
Pomrehn, Ashton	2017
Pope, Dana	1995
Price, Andre	1992-93
Pilgreen, J.J.	1999
Platenik, Ivan	2007

R	
Ramert, Paul	1983
Reid, Adam	1998
Reitmeier, John	1980
Riley, David	2020-22
Ridgeway, Lonnie	2008-09-11-12
Riser, Tai	1994-95
Robateau, Vern	1986-87-88-90
Robinson, Casey	2010-11
Robinson, Drew	2010-11
Robinson, Marcus	2005
Rohde, Taylor	2011-12
Rowlands, David	2022
Russ, Bobby	1988

Ruzek, Vojtech	2022-23
Ryan, Curtis	2017-18
Rymer, Brennan	2018-19

S	
Samuel, Raynold	1994
Sanders, Maurice	1993
Sandy, John	2000
Satathite, Sam	1998
Satchell, Dathan	2023-24
Schmetzer, Mike	1982-83-85-86
Schoenborn, Paul	1987-88
Scholtec, Jeff	1981-82
Severson, Aaron	2005
Seymour, Matt	2019
Sheedy, Jeff	1986-87-88
Shippen, Ty	2002
SIMMONS, LYMAN	2024
Simpson, Adam	2004
Smith, Kevin	1984-85
Solodkii, Max	1999-2000-01
Sommer, Jerry	1989-90
Southwick, Shane	1991-92
Spencer, Clayton	2007
Spickerman, Collin	2013
Stafford, Rick	1996-97
Stafford, Teancum	2013-14
Starke, Kevin	1980
Stepovich, Dom	1980
Stevens, Aaron	2010
Stevens, Scott	2003-04
Stewart, Jim	1989
STINES, JESSE	2025
Stolle, Ward	1978
Storms, Sawyer	2023-24
Svejcar, Spencer	2016-17
Swader, Jamell	1994-95
Sweet, Hunter	2022

T	
Taylor, Jamie	1997-98
Taylor, Hicks	1979-80
Thompson, Jeff	1991-92
Thompson, Taylor	2016-17
Thompson, Travis	2011-12-14-15
Threlkeld, Dennis	1978-79
TOSI, BISHOP	2025
Trueman, Jeremiah	2008-09
Turner, Tony	1978-79-80

U	
Ursery, D.J.	2018
Using, Serge	1996-98-99-2000

V	
Vaughan, Bryson	2002-03
Vaughn, Craig	92-93
Viney, Lachlan	2023
Voreis, Colin	2008-09

W	
Wagner, Taylor	2000-01
Walker, Brandon	2009-10-11
Wallace, Burt	1995-96-97-98
Washington, Dave	1978-79
Washington, Sam	1978-79-80
Webber, John	1998
Wells, Vic	1978
Weitzel, Chris	2012-13
Wheeler, Tom	1978-79-80
Whitaker, Richard	1978-79-80
White, Austin	2019
White, Danny	1985
White, Kevin	2008-09-10
White, Steve	2009-10-11-12
Wiggs, Sekou 'Suki'	2016-17
Wilcox, Flip	1987
Williams, Aubrey	1981-82
Williams, Jaron	2023-24
Williams, Nelson	2001-02
Williams, Ryan	1996-97
Willis, Del	1991
Wood, Josiah	2018
Wrase, Manny	1985
Wyche, Da'Zhon	2023

Z	
Zachares, Mark	1979

RETIRED JERSEYS

- #4 — Michael Johnson, 1987-89
- #10 — Jason Kaiser, 1993-95
- #12 — Jesse Jackson, 1985-87
- #33 — Hansi Gnad, 1983-87
- #34 — Carl Arts, 2004-08

SEAWOLF HALL OF FAME

- 2001 Hansi Gnad
- 2002 Jesse Jackson
- 2005 Jason Kaiser
- 2006 Harry Larrabee
- 2008 Rick Stafford
- 2009 Jim Hajdukovich
- 2011 Ryan Williams
- 2012 Charlie Bruns
- 2014 Peter Bullock
- 2016 Kemmy Burgess
- 2018 Carl Arts

UAA ATHLETE OF THE YEAR

- 1987 Hansi Gnad
- 1989 Michael Johnson
- 1995 Jason Kaiser
- 1999 Jim Hajdukovich
- 2001 Ed Kirk
- 2004 Peter Bullock
- 2006 Kemmy Burgess
- 2008 Luke Cooper
- 2012 Taylor Rohde
- 2024 Tyson Gilbert

ALL-AMERICAN


- 1984 Jeff Martin (3rd Tm)
 - 1987 Hansi Gnad (1st Tm)
 - Jesse Jackson (1st Tm)
 - 1989 Michael Johnson (1st Tm)
 - Todd Fisher (3rd Tm)
 - 1990 Todd Fisher (1st Tm)
 - 1995 Jason Kaiser (3rd Tm)
 - 1996 Ryan Williams (HM)
 - 2001 Ed Kirk (3rd Tm)
 - 2006 Kemmy Burgess (HM)
 - 2008 Carl Arts
- (1st Tm NABC/HM D-II *Bulletin*)
 Luke Cooper
 (1st Tm D-II *Bull.* / 2nd Tm *BB Times*)
- 2009 Kenny Barker (HM D-II *Bull.*)
 - 2012 Taylor Rohde (1st Tm/NABC)
 - (1st Tm D-II *Bull.*)
 - (1st Team/B-ball *Times*)
 - (2nd Team/Daktronics)
 - 2016 Suki Wiggs (3rd Tm/CoSIDA)

NATIONAL PLAYER OF THE YEAR

- 2012 Taylor Rohde (*Div. II Bulletin*)

ACADEMIC ALL-AMERICAN

- 1997 Rick Stafford (2nd Tm)
- 2013 Liam Gibcus (3rd Tm)
- 2014 Teancum Stafford (2nd Tm)
- 2015 Travis Thompson (3rd Tm)



Jesse Jackson



Kemmy Burgess

ACADEMIC ALL-DISTRICT^A

- 1997 Rick Stafford
- 2013 Liam Gibcus
- 2014 Teancum Stafford
- 2015 Travis Thompson
- 2019 Jack Macdonald
- 2020 Jack Macdonald
- 2023 Vojtech Ruzek
- 2024 Tyson Gilbert
- 2025 Tyler Burraston
- Zach Ibbetson
- Jesse Stines
- Bishop Tosi

^Aqualifications changed in 2022-23 season

ALL-REGION

- 1982 Mark Fitt
- 1984 Jeff Martin
- 1986 Jesse Jackson
- Hansi Gnad
- 1987 Jesse Jackson
- Hansi Gnad
- 1989 Michael Johnson
- Todd Fisher
- 1990 Todd Fisher
- Mark Lenoir
- 1991 Jackie Johnson
- 1992 Steve Garrity
- 1994 Jason Kaiser
- 1995 Jason Kaiser
- Dana Pope
- 1996 Ryan Williams
- 1997 Ryan Williams
- Rick Stafford
- 1998 Jim Hajdukovich
- 1999 Jim Hajdukovich (2nd Tm)
- 2001 Ed Kirk
- 2003 Peter Bullock
- 2004 Peter Bullock
- 2006 Kemmy Burgess
- (NABC-1st Tm)

- (CoSIDA-2nd Tm)
- 2008 Carl Arts
- (CoSIDA & NABC 1st Tm)
- Luke Cooper
- (CoSIDA & NABC 1st Tm)
- 2009 Kenny Barker (NABC 2nd Tm)
- 2011 Taylor Rohde (CoSIDA 2nd Tm)
- 2012 Taylor Rohde
- (CoSIDA & NABC 1st Tm)
- 2014 Travis Thompson
- (NABC 2nd Tm)
- 2015 Travis Thompson
- (CoSIDA & NABC 2nd Tm)
- 2016 Suki Wiggs
- (CoSIDA & NABC 1st Tm)
- 2017 Suki Wiggs
- (CoSIDA & NABC 1st Tm)
- 2022 Oggie Pantovic
- (CoSIDA & NABC 2nd Tm)

WEST REGION PLAYER OF THE YEAR

- 2012 Taylor Rohde

CONFERENCE PLAYER OF THE YEAR

- 1986 Hansi Gnad (GNC)
- 1987 Jesse Jackson (GNC)
- 1988 Dale Bartley (GNC)
- 1990 Todd Fisher (GNC)
- 1994 Jason Kaiser (PWC)
- 1995 Jason Kaiser (PWC)
- 1996 Ryan Williams (PWC)
- 1997 Rick Stafford (PWC)
- 2001 Ed Kirk (PWC)
- 2008 Luke Cooper (GNAC)
- 2012 Taylor Rohde (GNAC)

CONFERENCE NEWCOMER OF THE YEAR

- 2003-04 Kemmy Burgess
- 2015-16 Suki Wiggs

CONFERENCE FRESHMAN OF THE YEAR

- 2001-02 Mark Drake

CONFERENCE COACH OF THE YEAR

- 1986 Harry Larrabee (GNC)
- 1988 Ron Abegglen (GNC)
- 1994 Charlie Bruns (PWC)
- 1996 Charlie Bruns (PWC)
- 1997 Charlie Bruns (PWC)
- 2008 Rusty Osborne (GNAC)

ALL-CONFERENCE

- 1982 Mark Fitt (1st Tm)
- Rawley Farris (2nd Tm)
- Johnny Gilbert (2nd Tm)
- 1983 Jeff Martin (1st Tm)
- 1984 Jeff Martin (1st Tm)
- Chris Bullock (2nd Tm)
- Ron Beach (2nd Tm)
- 1985 Hansi Gnad (1st Tm)
- Gerald Brown (2nd Tm)
- 1986 Hansi Gnad (1st Tm)
- Jesse Jackson (1st Tm)
- 1987 Jesse Jackson (1st Tm)
- Hansi Gnad (1st Tm)
- 1988 Dale Bartley (1st Tm)
- Averian Parrish (1st Tm)
- Michael Johnson (HM)
- 1989 Michael Johnson (1st Tm)
- Todd Fisher (2nd Tm)
- Race McCleery (HM)
- Ron Fischer (HM)
- 1990 Todd Fisher (1st Tm)
- Ron Fischer (2nd Tm)
- Jerry Sommer (HM)
- 1991 Jackie Johnson (1st Tm)
- Mark Lenoir (2nd Tm)
- Del Willis (2nd Tm)
- 1992 Theo Mayhue (1st Tm)
- Craig Vaughn (2nd Tm)
- Steve Garrity (2nd Tm)
- 1993 Theo Mayhue (1st Tm)
- Andre Boudreaux (2nd Tm)
- 1994 Jason Kaiser (1st Tm)
- Andre Boudreaux (2nd Tm)
- Bryan Anderson (HM)
- 1995 Jason Kaiser (1st Tm)
- Dana Pope (2nd Tm)
- Tai Riser (HM)
- 1996 Ryan Williams (1st Tm)
- Rick Stafford (1st Tm)
- 1997 Rick Stafford (1st Tm)
- Ryan Williams (1st Tm)
- 1998 Jim Hajdukovich (2nd Tm)
- Burt Wallace (2nd Tm)
- 1999 Jim Hajdukovich (1st Tm)
- 2000 Chris Hamey (2nd Tm)
- Serge Using (2nd Tm)
- 2001 Ed Kirk (1st Tm)
- Greg Freeman (2nd Tm)
- Peter Bullock (HM)
- Taylor Wagner (HM)
- 2002 Peter Bullock (2nd Tm)
- 2003 Peter Bullock (1st Tm)
- 2004 Peter Bullock (2nd Tm)
- Kemmy Burgess (2nd Tm)
- 2005 James Hartman (HM)
- 2006 Kemmy Burgess (1st Tm)

ALASKA ANCHORAGE SEAWOLVES BASKETBALL

SEAWOLF RECORD BOOK — INDIVIDUAL HONORS

2007	Luke Cooper (1st Tm) Carl Arts (2nd Tm) Eric Draper (HM)
2008	Luke Cooper (1st Tm) Carl Arts (1st Tm) McCade Olsen (2nd Tm) Chris Bryant (HM)
2009	Kenny Barker (1st Tm) Jeremiah Trueman (HM)
2010	Brandon Walker (1st Tm) Casey Robinson (HM)
2011	Taylor Rohde (1st Tm) Brandon Walker (2nd Team) Mario Gill (HM)
2012	Taylor Rohde (1st Tm) Travis Thompson (2nd Tm)
2013	Kyle Fossman (1st Tm) Teancum Stafford (2nd Tm) Liam Gibcus (HM)
2014	Travis Thompson (1st Tm) Brian McGill (2nd Tm) Kyle Fossman (HM)
2015	Travis Thompson (1st Tm) Brian McGill (HM)
2016	Suki Wiggs (1st Tm) Brian McGill (2nd Tm) Corey Hammell (2nd Tm) Spencer Svejcar (HM)
2017	Suki Wiggs (1st Tm) Spencer Svejcar (2nd Tm) Diante Mitchell (HM)
2018	D.J. Ursery (2nd Tm)
2019	Tyler Brimhall (1st Tm)
2020	Oggie Pantovic (1st Tm) Niko Bevens (HM) Tobin Karlberg (HM)
2022	Oggie Pantovic (1st Tm) Tobin Karlberg (2nd Tm)
2023	Tyson Gilbert (HM) Sawyer Storms (HM)
2024	Tyson Gilbert (1st Tm) Sawyer Storms (HM)
2025	Tyler Burraston (HM) Bishop Tosi (HM)



Two-time Team MVP Carl Arts

2013-14	Kyle Fossman, 2/17-23 Travis Thompson, 1/20-26 Brian McGill, 12/2-8
2012-13	Kyle Fossman, 1/28-2/3
2011-12	Taylor Rohde, 1/30-2/5 Taylor Rohde, 12/26-1/1
2010-11	Brandon Walker, 2/14-20 Taylor Rohde, 12/28-1/3 Drew Robinson, 11/29-12/5 Taylor Rohde, 11/8-14
2009-10	Casey Robinson, 12/7-13
2008-09	Kenny Barker, 12/8-14
2007-08	McCade Olsen, 3/11-17 Carl Arts, 2/18-24 Luke Cooper, 1/28-2/3 Carl Arts, 1/21-27 Luke Cooper, 1/7-13 Chris Bryant, 12/24-30 Carl Arts, 12/3-9 Luke Cooper, 12/4-10
2006-07	Carl Arts, 1/8-14 Luke Cooper, 12/4-10
2005-06	Kemmy Burgess, 2/28-3/5 Kemmy Burgess, 2/6-12 Kemmy Burgess, 12/16-22
2004-05	Mark Drake, 2/21-27
2003-04	Kemmy Burgess, 1/19-25 Aaron Lawrence, 12/15-21 Peter Bullock, 11/24-30 Peter Bullock, 11/17-23
2002-03	Peter Bullock, 2/10-16 Peter Bullock, 11/25-12/1
2001-02	Peter Bullock, 12/24-30
Pac West	
2000-01	Taylor Wagner, 2/12-18 Ed Kirk, 1/15-21 Ed Kirk, 11/20-26
1999-00	No selections
1998-99	Chris Lewis, 1/18-24
1997-98	Jim Hajdukovich, 12/27-1/3
1996-97	Rick Stafford, 2/23-3/1 Ryan Williams, 2/2-8 Rick Stafford, 12/29-1/4 Jim Hajdukovich, 12/8-14
1995-96	Ryan Williams, 1/14-20 Ryan Williams, 12/10-16
1994-95	Jason Kaiser, 2/12-18 Jason Kaiser, 1/9-15 Jason Kaiser, 12/25-1/2 Jason Kaiser, 11/21-27

ACADEMIC ALL-CONFERENCE

1999-00	Scott Larrabee
2000-01	Shaun O'Shea
2001-02	Peter Bullock
2002-03	Peter Bullock Bryson Vaughan
2003-04	Blaine Durrant Adam Fitt-Chappell Scott Stevens
2004-05	Brad Evans Adam Fitt-Chappell
2005-06	Adam Fitt-Chappell Jared Kettler Aaron Lawrence
2007-08	Jared Kettler
2010-11	Liam Gibcus Phillip Hearn Drew Robinson Steve White
2011-12	Kyle Fossman Liam Gibcus Phillip Hearn Travis Thompson Steve White
2012-13	Kyle Fossman Liam Gibcus Chris Weitzel
2013-14	Kyle Fossman Teancum Stafford Travis Thompson Brad Mears
2014-15	Travis Thompson Jackson McTier Travis Parrish
2015-16	Jackson McTier Travis Parrish Diante Mitchell
2016-17	Travis Parrish Spencer Svejcar Brian Pearson Curtis Ryan
2017-18	Jack Macdonald Brian Pearson Brennan Rymer
2018-19	Niko Bevens Jack Macdonald
2019-20	Keegan Crosby Tobin Karlberg Caleb Larsen David Riley Hunter Sweet
2020-21	Keegan Crosby
2021-22	AJ Garrity Tobin Karlberg Caleb Larsen David Riley Vojtech Ruzek Hunter Sweet
2022-23	Luke Devine AJ Garrity Tyson Gilbert Caleb Larsen Vojtech Ruzek Jack Chlumak Luke Devine Tyson Gilbert Caleb Larsen Sawyer Storms Luke Devine Sloan Lentfer
2023-24	2024-25

TEAM MVP

1980-81	Johnny Gilbert
1981-82	Mark Fitt & Johnny Gilbert
1982-83	Jeff Martin
1983-84	Jeff Martin
1984-85	Hansi Gnad
1985-86	Hansi Gnad & Jesse Jackson
1986-87	Jesse Jackson
1987-88	Dale Bartley
1988-89	Michael Johnson
1989-90	Todd Fisher
1990-91	Mark Lenoir
1991-92	Theo Mayhue
1992-93	Theo Mayhue
1993-94	Jason Kaiser
1994-95	Jason Kaiser
1995-96	Ryan Williams
1996-97	Ryan Williams
1997-98	Jim Hajdukovich
1998-99	Jim Hajdukovich
1999-00	Greg Freeman
2000-01	Ed Kirk
2001-02	Peter Bullock
2002-03	Peter Bullock
2003-04	Kemmy Burgess
2004-05	James Hartman
2005-06	Kemmy Burgess
2006-07	Carl Arts
2007-08	Carl Arts
2008-09	Jeremiah Trueman
2009-10	Brandon Walker
2010-11	Taylor Rohde
2011-12	Taylor Rohde
2012-13	Kyle Fossman
2013-14	Travis Thompson
2014-15	Travis Thompson
2015-16	Suki Wiggs
2016-17	Suki Wiggs
2017-18	Not awarded
2018-19	Tyler Brimhall
2019-20	Oggie Pantovic
2020-21	No season
2021-22	Oggie Pantovic & Tobin Karlberg
2022-23	Tyson Gilbert & Sawyer Storms
2023-24	Tyson Gilbert
2024-25	Bishop Tosi

BEST DEFENSIVE PLAYER

1980-81	Rawley Farris
1981-82	Rawley Farris
1982-83	Sloan Carlson
1983-84	Ron Beach
1984-85	Tyrone Jones
1985-86	Jeff Sheedy
1986-87	Mike Childs
1987-88	Michael Johnson
1988-89	Joe Brinkerhoff
1989-90	Sean McGee
1990-91	Del Willis
1991-92	Lauren Johns
1992-93	Bryan Anderson
1993-94	Kalu Dennis
1994-95	Kalu Dennis
1995-96	Jim Hajdukovich
1996-97	Jim Hajdukovich

CONFERENCE PLAYER OF THE WEEK GNAC

2024-25	Sean Evans, 12/30-1/5 Bishop Tosi, 12/2-8
2023-24	Dillon Barrientos, 2/19-25 Jaron Williams, 12/9-19 Tyson Gilbert, 10/30-11/5
2022-23	No selections
2021-22	Oggie Pantovic, 1/31-2/6 Oggie Pantovic, 11/22-28
2020-21	No season
2019-20	Oggie Pantovic, 2/10-16
2018-19	Tyler Brimhall, 1/14-20
2017-18	D.J. Ursery, 2/19-25 D.J. Ursery, 12/18-24
2016-17	Suki Wiggs, 1/30-2/5 Suki Wiggs, 1/23-29
2015-16	Brian McGill, 2/1-7 Spencer Svejcar, 1/11-17 Suki Wiggs, 11/23-29
2014-15	Derrick Fain, 1/26-2/1 Brian McGill, 12/29-1/4

1997-98	Adam Reid
1998-99	Serge Using
1999-00	Taylor Wagner
2000-01	Taylor Wagner
2001-02	Ty Shippen
2002-03	Jesse Brown
2003-04	Bob Austin
2004-05	None awarded
2005-06	James Hartman
2006-07	Ivan Platenik
2007-08	Luke Cooper
2008-09	Kevin White
2009-10	Casey Robinson
2010-11	Steve White
2011-12	Travis Thompson
2012-13	Liam Gibcus
2013-14	Boomer Blossom
2014-15	Boomer Blossom
2015-16	Spencer Svejcar
2016-17	Connor Devine
2017-18	Brian Pearson
2018-19	Brian Pearson
2019-20	None awarded
2020-21	No season
2021-22	Keegan Crosby
2022-23	Jaron Williams
2023-24	Hasaan Herrington
2024-25	Hasaan Herrington

MOST IMPROVED PLAYER

1991-92	Stefan Arntz
	& Justin Cammack
1992-93	Maurice Sanders
	& Kevin Mader
1993-94	Raynold Samuel
1994-95	Igor Budimski
1995-96	Serge Using
1996-97	Rick Stafford
1997-98	Chris Hamey
1998-99	Jon Madison
1999-00	Serge Using
2000-01	Shaun O'Shea
2001-02	Josh Evans
2002-03	Stewart Kearney
2003-04	Adam Simpson
2004-05	Luke Cooper
2005-06	Luke Cooper
	& Eric Draper
2006-07	Cameron Burney
2007-08	McCade Olsen
2008-09	Lonnie Ridgeway
2009-10	Liam Gibcus
2010-11	Mario Gill
2011-12	Kyle Fossman
2012-13	Christian Leckband
2013-14	Colton Lauwers
2014-15	Brian Pearson
2015-16	Drew Peterson
2016-17	Brian Pearson
2017-18	Jack Macdonald
2018-19	Sjur Berg
2019-20	Tobin Karlberg
2020-21	No season
2021-22	Luke Devine
2022-23	Caleb Larsen
2023-24	Jaron Williams
2024-25	Parker Kroon

DILIGENCE AWARD*

1980-81	David Anderson
1981-82	Tim Hatch
1982-83	John Larsen
1983-84	Chris Bullock
1984-85	John Larsen
1985-86	Tyrone Jones
1986-87	Jeff Sheedy
1987-88	Jeff Sheedy
1988-89	Ron Fischer
1989-90	Chris Church
1990-91	Jackie Johnson
1991-92	Steve Garrity
	& Andre Price
1992-93	Andre Price
1993-94	Raynold Samuel
1994-95	Tai Riser
1995-96	Rick Stafford
1996-97	Butch Lincoln
1997-98	Tommy Dinkins
1998-99	Scott Larrabee
1999-00	Shaun O'Shea
2000-01	Greg Freeman
2001-02	Mark Drake
2002-03	Bob Austin
2003-04	Geoffrey Agmata
2004-05	Mark Drake
2005-06	Aaron Lawrence
2006-07	Luke Cooper
2007-08	Luke Cooper
2008-09	Jeremiah Trueman
2009-10	Drew Robinson
2010-11	Drew Robinson
2011-12	Steve White
2012-13	Chris Weitzel
2013-14	Kyle Fossman
2014-15	Dom Hunter
2015-16	Brian McGill
2016-17	Jackson McTier
2017-18	Drew Peterson
2018-19	Matt Seymour
2019-20	Jack Macdonald
2020-21	No season
2021-22	David Rowlands
2022-23	Luke Devine
2023-24	Luke Devine
2024-25	Malik Jackson

*formerly 'Most Inspirational'

COACHES' AWARD

2019-20	Niko Bevens
2020-21	No season
2021-22	Hunter Sweet
2022-23	Vojtech Ruzek
2023-24	Dillon Barrientos
2024-25	Tyler Burraston

ACADEMIC ACHIEVEMENT

1991-92	Steve Garrity
1992-93	Lauren Johns
1993-94	Joe Libal
1994-95	Burt Wallace
1995-96	Burt Wallace
	& Butch Lincoln
1996-97	Rick Stafford
	& Clay Anderson
1997-98	Clay Anderson
1998-99	Scott Larrabee
2000-01	Shaun O'Shea
2001-02	Peter Bullock
2002-03	Peter Bullock
	& Bryson Vaughan
2003-04	Scott Stevens
2004-05	Aaron Lawrence
2005-06	Aaron Lawrence
2006-07	Jared Kettler
2007-08	Jared Kettler
2008-09	Chris Neal
2009-10	Chris Neal
2010-11	Liam Gibcus
2011-12	Liam Gibcus
2012-13	Liam Gibcus
2013-14	Teancum Stafford
2014-15	Jackson McTier
2015-16	Jackson McTier
2016-17	Jackson McTier
2017-18	Curtis Ryan
2018-19	Jack Macdonald
2019-20	Jack Macdonald
2020-21	Caleb Larsen
2021-22	Vojtech Ruzek
2022-23	Vojtech Ruzek
2023-24	Caleb Larsen
2024-25	Luke Devine

JIM HAJDUKOVICH 'IRON MAN' AWARD

1991-92	Steve Garrity
1992-93	Bryan Anderson
1993-94	Andre Boudreaux
1994-95	Clint Lentfer
1995-96	Cass Baldwin
1996-97	Rick Stafford
1997-98	Burt Wallace
1998-99	Jim Hajdukovich
1999-00	Scott Larrabee
2000-01	Greg Freeman
2001-02	Ty Shippen
2002-03	Jesse Brown
2003-04	Jesse Brown
2004-05	James Hartman
2005-06	James Hartman
2006-07	Luke Cooper
2007-08	Carl Arts
	& Luke Cooper
2008-09	Jeremiah Trueman
2009-10	Casey Robinson
2010-11	Casey Robinson
2011-12	Steve White
2012-13	Kyle Fossman
2013-14	Kyle Fossman
2014-15	Travis Thompson
2015-16	None awarded
2016-17	Spencer Svejcar
2017-23	not awarded
2023-24	Sawyer Storms
2024-25	Hasaan Herrington

BOB ZUNDEL REBOUNDERS TROPHY

1991-92	Andre Price
1992-93	Justin Cammack
1993-94	Bryan Anderson
1994-95	Jeremy Fox
1995-96	Clay Anderson
1996-97	Jake Carlisle
1997-98	Clay Anderson
1998-99	Jim Hajdukovich
1999-00	Chris Hamey
2000-01	Taylor Wagner
2001-02	Jon Madison
2002-03	Bob Austin
2003-04	Peter Bullock
2004-05	Mark Drake
2005-06	Adam Fitt-Chappell
2006-07	Eric Draper
2007-08	Chris Bryant
2008-09	Kevin White
2009-10	Brandon Walker
2010-11	Brandon Walker
2011-12	Phillip Hearn
2012-13	Liam Gibcus
2013-14	Teancum Stafford
2014-15	Brian McGill
2015-16	None awarded
2016-17	Diante Mitchell
2017-current	None awarded



Jackson McTier

SEAWOLVES IN THE PROS

Player (UAA Years)	Country/League	Pro Years
Pierre Aman (1985-87)	Sweden	1985-90
Stefan Arntz (1991-92)	Germany	1993-2005
Carl Arts (2004-08)	Australia, Germany	2008-09
Buddy Bailey (2006-07)	ABA	2008
Kenny Barker (2008-09)	Germany, Denmark Switzerland, Cyprus, Belgium	2009-19
Dale Bartley (1985-88)	Australia	1988-89
Sjur Berg (2014-19)	Norway	2019-present
Niko Bevens (2018-20)	Georgia, Portugal	2022-23
Andre Boudreaux (1992-94)	Mexico	1997
Gerald Brown (1978-85)	Germany	1985
Igor Budimski (1994-95)	IBL	1996-99
Peter Bullock (2000-04)	Australia, Norway	2004-23
Kemmy Burgess (2003-06)	Holland, Germany	2006-10
Jake Carlisle (1996-97)	CBA	2007
Luke Cooper (2004-08)	Latvia, Australia	2008-19
Eric Draper (2005-07)	CBA	2007
Derrick Fain (2014-15)	NABL	2016-17
Kyle Fossman (2010-14)	Germany	2014-15
Steve Garrity (1991-92)	CBA, Norway	1993-95
Liam Gibcus (2009-13)	Australia	2014-18
Hansi Gnad (1983-87)	Germany, Spain, Italy German Nat'l Team/'92 Olympics	1987-2003
Rainer Gruenke (1982-83)	Germany	1985-90
Corey Hammell (2015-17)	TBL, Canada, Ireland	2019-20
Tyrus Hosley (2019-20)	Colombia	2021
Jason Kaiser (1993-95)	Australia	1996-97
Ed Kirk (1998-01)	Germany	2001
Jacob Lampkin (2017-18)	Australia, Japan	2019-present
Aaron Lawrence (2003-06)	Japan	2006-08
Jack Macdonald (2017-20)	Australia	2020-22
Theo Mayhue (1991-93)	New Zealand, Germany	1993-96
Brian McGill (2013-16)	Germany	2016-17
Glen Newbold (1998-99)	New Zealand	2001-05
McCade Olsen (2006-08)	Australia	2008-09
Oggie Pantovic (2019-22)	Belarus, Bulgaria	2023-present
Ivan Platenik (2006-07)	Australia, Croatia	2007-19
Dana Pope (1994-95)	Philippines	1996-97
Vern Robateau (1985-90)	Australia	1990-2008
Casey Robinson (2008-11)	Germany	2011-12
Marcus Robinson (2004-05)	Mexico	2005
Taylor Rohde (2010-12)	Germany, Czech, Romania	2012-17
Kevin Smith (1983-85)	Germany	1985-93
Rick Stafford (1995-97)	Germany	1997-2008
Spencer Svejcar (2015-17)	Czech Republic	2017-present
Travis Thompson (2010-15)	Germany, Thailand Phillipines	2015-20
Jeremiah Trueman (2007-09)	Australia, New Zealand New Zealand Nat'l Team	2009-15
Tony Turner (1977-80)	CBA	1983-86
D.J. Ursery (2017-18)	Chile, Israel	2018-23
Serge Using (1995-00)	Germany, Norway	2000-07
Brandon Walker (2008-11)	Germany	2011
Kevin White (2007-10)	Australia	2010-23
Steve White (2008-12)	Australia	2012-20
Suki Wiggs (2015-17)	Belarus, G-League, Italy UAE, Mexico	2017-present
Ryan Williams (1995-97)	England	1997-98



Since graduating from UAA, Spencer Svejcar has become a perennial all-star in the Czech NBL, averaging double figures in all of his pro seasons.



A two-time All-GNAC guard and the Seawolves' career scoring average record holder, Suki Wiggs has carved out a high-level pro career in both the G-League and Italy.