

# 2019-20 SEATTLE UNIVERSITY MEN'S BASKETBALL

GAME 27: SU vs. Grand Canyon - Feb. 20, 2020

**SEATTLEU**  
BASKETBALL

CONTACT: Sarah Finney, Assoc. AD for Strategic Communications • finneysa@seattleu.edu • 206-445-2237 • GoSeattleU.com

## 2019-20 SCHEDULE

DATE	OPPONENT	TIME (PT)
<b>OCT. 22</b>	<b>SAINT MARTIN'S (EXH)</b>	<b>W, 92-71</b>
<b>NOV. 5</b>	<b>PACIFIC LUTHERAN</b>	<b>W, 98-64</b>
Nov. 7	at Washington State	L, 54-85
<b>NOV. 9</b>	<b>EASTERN WASHINGTON</b>	<b>L, 66-74</b>
<b>NOV. 12</b>	<b>PACIFIC UNIVERSITY (ORE.)</b>	<b>W, 115-81</b>
Nov. 16	at Syracuse ~	L, 67-89
Nov. 19	at Ole Miss ~	L, 52-65
Nov. 25	vs. Bucknell (Orlando, FL) ~	L, 70-77
Nov. 26	vs. W. Michigan (Orlando, FL) ~	W, 59-55
<b>NOV. 30</b>	<b>IDAHO</b>	<b>W, 74-55</b>
<b>DEC. 3</b>	<b>INCARNATE WORD</b>	<b>W, 81-60</b>
<b>DEC. 7</b>	<b>PORTLAND ! #</b>	<b>W, 73-71</b>
Dec. 17	at No. 22 Washington	L, 59-81
<b>DEC. 21</b>	<b>FLORIDA A&amp;M</b>	<b>L, 57-71</b>
<b>DEC. 23</b>	<b>LONG BEACH STATE</b>	<b>W, 79-57</b>
Dec. 28	at Saint Mary's	L, 58-84
Jan. 2	at Kansas City *	L, 86-90 (3ot)
Jan. 4	at Chicago State *	W, 86-54
<b>JAN. 11</b>	<b>UTAH VALLEY *</b>	<b>W, 83-50</b>
<b>JAN. 16</b>	<b>UTRGV *</b>	<b>W, 91-74</b>
<b>JAN. 18</b>	<b>NM STATE *</b>	<b>L, 75-67</b>
Jan. 23	at Grand Canyon *	L, 77-80
Jan. 25	at CSU Bakersfield *	W, 86-79
<b>FEB. 1</b>	<b>CALIFORNIA BAPTIST * !</b>	<b>L, 65-72</b>
Feb. 8	at Utah Valley *	W, 87-85 (ot)
Feb. 13	at NM State *	L, 64-72
Feb. 15	at UTRGV *	L, 72-79
<b>FEB. 20</b>	<b>GRAND CANYON *</b>	<b>7:00 PM</b>
<b>FEB. 22</b>	<b>CSU BAKERSFIELD *</b>	<b>7:00 PM</b>
Feb. 29	at California Baptist *	7:00 PM
<b>MAR. 5</b>	<b>CHICAGO STATE *</b>	<b>7:00 PM</b>
<b>MAR. 7</b>	<b>KANSAS CITY *</b>	<b>1:00 PM</b>

Mar. 12-14 at WAC Championship (Las Vegas, NV)

HOME GAMES played at the Redhawk Center unless noted

! Game played at accesso ShoWare Center (Kent, Wash.)

# Elgin Baylor Classic | ~ Preseason NIT

\* WAC game | All times listed are Pacific

All dates and times subject to change

206-398-GOSU (4678) | GoSeattleU.com/tix

All games broadcast on KTTH 770 AM



SEATTLE U (12-14, 5-6 WAC)



GRAND CANYON (12-13, 7-4 WAC)

### GAMEDAY ROUND-UP

Seattle University Redhawks (12-14, 5-6 WAC) vs. Grand Canyon Lopes (12-13, 7-4 WAC)

Thursday, Feb. 20, 2020 • 7:00 PM PT • Redhawk Center • Seattle, WA

LISTEN: KTTH 770 AM/mynorthwest.com (Dennis Patchin)

WATCH: ESPN+ (Max Gun, Sed Bonner)

### ON TAP

Seattle University men's basketball returns home for four of their final five regular-season games. The stretch begins on Thursday, Feb. 20, as the Redhawks (12-14, 5-6 WAC) host Grand Canyon (12-13, 7-4 WAC) at 7 p.m. in the Redhawk Center. The game will stream live on ESPN+ at [espn.com/watch/espnplus](http://espn.com/watch/espnplus). A subscription is required. Fans can also tune in to KTTH 770 AM in Seattle or online at [mynorthwest.com](http://mynorthwest.com).

### QUICK HITS

- The Redhawks closed out a three-game WAC road swing with a 79-72 defeat to UTRGV on Feb. 15 in Edinburg, Texas.
- The Redhawks now sit at 5-6 in WAC play, which puts them in a tie for fifth place with five games remaining on the conference slate.
- Terrell Brown led a trio of Redhawks in double-figures, finishing with 18 points to go along with 5 rebounds.
- Morgan Means scored 17 points to go along with 10 rebounds for his second double-double of the season.
- Myles Carter added 11 points while Aaron Nettles and Riley Grigsby had nine each.

### PROJECTED STARTING LINEUP (based on last game)

POS.	NO.	NAME	YR	HT	PPG	NOTABLE
F	1	Myles Carter	RSr.	6-9	9.0	11 pts, 6 reb, 3 stls at UTRGV
G	10	Aaron Nettles	Jr.	5-11	5.8	6 pts on 2 3s at NMSU
G	12	Mattia Da Campo	Sr.	6-5	6.1	6 pts, 4 reb at UTRGV
G	13	Morgan Means	Sr.	6-3	12.0	17 pts, 10 reb at UTRGV
G	23	Terrell Brown	RJo.	6-1	19.8	18 pts, 5 reb at UTRGV

### RESERVES

G	0	Rip Economou	So.	6-8	1.8	Career-high 3 3s at Chicago State
G	2	Trey Hopkins	So.	6-4	3.0	3 pts, 2 reb, 1 asst, 1 stl in 6 mins at Chicago State
G/F	11	Riley Grigsby	So.	6-6	8.9	9 pts, 3 reb at UTRGV
C	21	Jordan Dallas	Gr.	6-10	3.6	6 pts, 3 reb, 1 blk at NMSU
G	24	Delante Jones	RSr.	6-5	7.8	5 pts in 16 mins at NMSU
G	33	Mikkel Hauge	Fr.	6-4	1.6	3 mins off the bench vs. Utah Valley
F	34	Anand Hundal	Sr.	6-10	1.9	3 pts in 9 mins at CSUB
G	35	Dovy Pinksus	Fr.	6-7	0.5	2 mins off the bench vs. Utah Valley

**UNIVERSITY INFORMATION**

Location: Seattle, Wash.  
 Founded: 1891  
 Chartered: 1898  
 Enrollment: 4,647 (undergrad)  
 Nickname: Redhawks  
 Colors: Red and White  
 Affiliation: NCAA Division I  
 Conference: Western Athletic Conference  
 Home Facility (capacity): Redhawk Center (999)  
 President: Fr. Stephen Sundborg, S.J.  
 Director of Athletics: Shaney Fink  
 Athletic Ticket Office: 206-398-GOSU (4678)

**MEN'S BASKETBALL COACHING STAFF**

Head Coach: Jim Hayford (Third season)  
 Alma Mater: (Azusa Pacific '89)  
 Record at Seattle: 50-43 (Two+ season)  
 Career Record: 410-218 (20+ seasons)  
 Associate Head Coach: Chris Victor (Third season)  
 Alma Mater: Concordia '04  
 Associate Head Coach: Alex Pribble (First season)  
 Alma Mater: Cal '07  
 Assistant Coach: Sam Kirby (Second season)  
 Alma Mater: Seattle U '08  
 Director of Operations: Mike Odland (Second season)  
 Alma Mater: Whitworth '10  
 Director of Player Dev.: Patrick Mulligan (Third season)  
 Alma Mater: Gonzaga

**TEAM FACTS**

2018-19 Record: 18-15  
 2018-19 WAC Record/Finish: 6-10/T7th  
 Letterwinners Returning/Lost: 12/2  
 Starters Returning/Lost: 5/1  
 Redshirts: 0  
 Newcomers: 6  
 2018-19 Postseason Result: CIT First Round

**ATHLETIC COMMUNICATIONS**

Assoc AD for Strategic Comm/MBB Contact: Sarah Finney  
 Office Phone: (206) 296-5915  
 Cell Phone: (206) 445-2237  
 Email: finneysa@seattleu.edu  
 Asst. Director of Communications: Brian Vail  
 Phone: (206) 296-2490 | Email: vailbr@seattleu.edu  
 Asst. Director of Communications: Jason Oliveira  
 Phone: (206) 296-2360 | Email: joliveira@seattleu.edu  
 Athletic Website: www.GoSeattleU.com  
 Radio (Talent): KTTH 770 AM (Dennis Patchin)  
 Mailing Address:  
 Seattle University, 901 12th Ave., PO Box 222000,  
 Seattle, WA 98122

**ABOUT THE SERIES VS GRAND CANYON**

This will be the 16th all-time meeting between Seattle U and Grand Canyon, with the Lopes holding an 13-2 advantage in the series. GCU won the first meeting this season – an 80-77 decision in Phoenix. Terrell Brown had a game-high 31 points, Delante Jones added 19 and Morgan Means chipped in 10.

Last year, the teams split the home-and-home series, which helped set up a first-round meeting at the WAC Tournament in Las Vegas. The Lopes won the first meeting of 2018-19 – a 71-57 final at GCU Arena on Jan. 5, 2019. Matej Kavaz had 16 points in the game while Delante Jones added 15 and Terrell Brown chipped in 12. In the regular-season finale on March 9, 2019, the Redhawks snapped a five-game GCU win streak in the series with a huge 83-76 overtime victory. Terrell Brown and Morgan Means each had 21 points in the win. GCU would go on to prevail in Las Vegas, claiming an 84-75 win. The Redhawks' first win in the series came on Jan. 30, 2016, a 59-57 victory in GCU Arena. SU rallied from a seven-point halftime deficit and outscored the Lopes 31-22 in the second half.

**2019-20 NUMERICAL ROSTER**

NO.	NAME	POS	HT	WT	YR/EXP	HOMETOWN/PREVIOUS SCHOOL
0	Rip Economou	G	6-8	190	So./IV	Santa Monica, Calif./Santa Monica HS
1	Myles Carter	F	6-9	230	RSr./IV	Chicago, Ill./St. Rita's of Cascia HS/Seton Hall
2	Trey Hopkins	G	6-3	180	So./IV	Midwest City, Okla./Carl Albert HS
5	Joe Wall	F	6-7	215	So./IV	Portland, Ore./Jesuit HS
10	Aaron Nettles	G	6-0	175	Jr./2V	Seattle, Wash./Seattle Prep
11	Riley Grigsby	G/F	6-6	220	So./IV	San Jose, Calif./Archbishop Mitty HS
12	Mattia Da Campo	G	6-5	210	Sr./3V	Venice, Italy/Stella Azura Academy
13	Morgan Means	G	6-3	175	Sr./3V	Compton, Calif./Redondo Union HS
14	Matt Vail	F	6-5	190	So./IV	Stanwood, Wash./Stanwood HS
21	Jordan Dallas	C	6-10	220	Gr./TR	Long Beach, Calif./Long Beach Poly/Weber State
23	Terrell Brown	G	6-1	175	RJr./IV	Seattle, Wash./Garfield HS/Shoreline CC
24	Delante Jones	G	6-5	195	RSr./IV	Chantilly, Va./Virginia Episcopal/American
25	Cade Alger	F	6-9	190	Fr./HS	Oakdale, Calif./Ripon Christian HS
30	Tiago Zibecchi *	G	6-6	200	RSr./TR	Rio de Janeiro, Brazil/Escola Alema Corcovado/Vanguard/Westcliff
33	Mikkel Hauge	G	6-4	200	Fr./HS	Copenhagen, Denmark/Vaerleose Basketball Club
34	Anand Hundal	F	6-10	230	Sr./IV	Manteca, Calif./Manteca HS/Las Positas College
35	Dovy Pinskus	F	6-7	195	Fr./HS	Vilnius, Lithuania/De La Salle HS/Sunrise Christian Academy
41	Jaren Nafarrete	G	5-7	140	Fr./HS	Chula Vista, Calif./Foothills Christian HS

\* redshirting the 2019-20 season

**COACHING STAFF**

Head Coach: Jim Hayford (Azusa Pacific '89) – Third season  
 Associate Head Coach: Chris Victor (Concordia Irvine '04) – Third season  
 Associate Head Coach: Alex Pribble (Cal '07) – First season  
 Assistant Coach: Sam Kirby (Seattle U '08) – Second season  
 Director of Operations: Mike Odland (Whitworth '10) – Second season  
 Director of Player Development: Patrick Mulligan (Gonzaga) – Third season

**PRONUNCIATION GUIDE**

#0 Rip Economou: Ee-con-oh-moe  
 #12 Mattia Da Campo: Mat-ee-ah Dah-camp-oh  
 #23 Terrell Brown: Teh-Rhel  
 #25 Anand Hundal: Ah-nand Hun-dahl  
 #30 Tiago Zibecchi: Tee-ah-goh Zee-beck-ee  
 #33 Mikkel Hauge: Miggle How-guh  
 #35 Dovy Pinskus: Doe-vee Pins-cuss  
 #41 Jaren Nafarrete: Jare-en Naf-are-eh-tee



## INSIDE THE NUMBERS

2019-20 Record .....	12-14	Allowing less than 60 .....	5-0
Non-Conference .....	7-8	Allowing between 60-69 .....	2-1
WAC .....	5-6	Allowing between 70-79 .....	3-6
Home .....	8-4	Allowing between 80-89 .....	2-6
Away .....	3-9	Allowing 90 or more .....	0-1
Neutral .....	1-1		
In overtime .....	0-0		
<b>Current Streak .....</b>	<b>L2</b>	Shooting below 30% .....	0-2
Last win .....	2/8/20 at UVU (87-85)	Shooting between 30-39.9% .....	3-10
Last loss .....	2/15/20 at UTRGV (72-79)	Shooting between 40-44.9% .....	4-2
<b>Current Home Streak .....</b>	<b>L2</b>	Shooting between 45-49.9% .....	4-0
Last win .....	1/16/20 vs. UTRGV (91-74)	Shooting between 50-54.9% .....	0-0
Last loss .....	2/1/20 vs. CBU (65-72)	Shooting 55% or above .....	1-0
<b>Current Road Streak .....</b>	<b>L2</b>		
Last win .....	2/8/20 at UVU (87-85)	Opponent shooting below 30% .....	1-0
Last loss .....	2/15/20 at UTRGV (72-79)	Opponent shooting between 30-39.9% .....	7-2
<b>Current Neutral Streak .....</b>	<b>W1</b>	Opponent shooting between 40-44.9% .....	2-6
Last win .....	11/26/19 vs. W. Michigan (59-55)	Opponent shooting between 45-49.9% .....	1-3
Last loss .....	11/25/19 vs. Bucknell (70-77)	Opponent shooting between 50-54.9% .....	0-0
		Opponent shooting 55% or above .....	1-3
<b>Records When...</b>		More or same rebounds than opponent .....	8-2
November .....	4-5	Fewer rebounds than opponent .....	4-12
December .....	3-3		
January .....	4-3	Game decided by 1-5 Points .....	3-2
February .....	1-3	Game decided by 6-10 Points .....	1-5
March .....	0-0	Game decided by 11-15 Points .....	0-3
		Game decided by 16-20 Points .....	2-0
<b>Monday .....</b>	<b>1-1</b>	Game decided by 21+ Points .....	6-4
<b>Tuesday .....</b>	<b>4-2</b>		
<b>Wednesday .....</b>	<b>0-0</b>	SU has 0 players in double figures .....	0-0
<b>Thursday .....</b>	<b>1-4</b>	SU has 1 players in double figures .....	0-1
<b>Friday .....</b>	<b>0-0</b>	SU has 2 players in double figures .....	0-3
<b>Saturday .....</b>	<b>6-7</b>	SU has 3 players in double figures .....	6-8
<b>Sunday .....</b>	<b>0-0</b>	SU has 4 players in double figures .....	4-0
		SU has 5+ players in double figures .....	1-1
Leading at halftime .....	10-4		
Trailing at halftime .....	0-9	Wearing Black Jerseys .....	3-5
Tied at halftime .....	2-1	Wearing Red Jerseys .....	0-5
		Wearing White Jerseys .....	9-4
Scoring less than 60 .....	1-5		
Scoring between 60-69 .....	0-4		
Scoring between 70-79 .....	3-4		
Scoring between 80-89 .....	5-1		
Scoring 90 or more .....	3-0		

### GETTING TO THE STRIPE

Seattle U's free-throw shooting has been a high-mark of the season as the Redhawks are 449-586 from the stripe, hitting at a 76.6 percent clip. That mark is second in the WAC and ranks 24th in the nation in games played through Feb. 17. They also rank 8th in total makes and 27th in attempts. The team percentage is a marked improvement from one year ago when the Redhawks finished the season shooting 71.6 percent from the line.

Morgan Means is among the top individual free-throw shooters in the nation, ranking 12th in games played through Feb. 17 with an 89.7 percentage (78-87) from the stripe.

### PROTECT THE ROCK

Seattle U averages a WAC-low 10.8 giveaways per game, which also keeps pace among the nation's best. The Redhawks' mark ranks 15th among all NCAA DI teams.

### DISHING HIS WAY INTO THE RECORD BOOK

Terrell Brown dished two assists in the Redhawks last game (Feb. 15 at UTRGV), bringing his season total to 124 and counting. The redshirt junior totaled 150 assists during his first season with the program in 2018-19. His current career total of 274 breaks him into the Seattle U all-time top-10 list at No. 10. Sitting in ninth is Mike Cheatham (1990-92) with 285 career assists. The all-time record holder is Dave Anderson (1981-85) with 619.

### TERRELL ON A TEAR

Terrell Brown leads Seattle U in scoring (19.7 ppg), is second in rebounds (6.2 rpg) and first in assists (4.8 apg). His ppg average also leads the WAC and ranks 33rd in the country in games played through Feb. 17. Brown also ranks 15th in the country in total field goals and 25th in total points. He has lead the Redhawks in scoring in 20 of 26 games, has tallied 13 20+ point outings, has twice scored over 30 points and has a team-high four double-doubles.

On Nov. 9 against Eastern Washington, the Seattle native drained a career-high 31 points on 12-28 from the field and 6-9 from the free-throw line. He added 13 rebounds for his first double-double.



of the season, and sixth of his Seattle U career. He has come within striking distance of a triple-double multiple times, most recently finishing with 28 points, 9 rebounds and 6 assists at Utah Valley on Feb. 8.

#### 1,000 POINT CLUB

Morgan Means scored seven points on Nov. 26 versus Western Michigan, giving him exactly 1,000 for his career. Most recently, the senior guard scored 17 points (Feb. 15 at UTRGV), bringing his current career total to 1,245. Means is the third Seattle U player to reach the 1,000-point mark in the modern DI era. Aaron Broussard (2009-12) finished his career with 1,271 while Isaiah Umipig (2013-15) scored 1,164 career points.

#### 1,000 POINT CLUB PART II

In just his second season with the Redhawks, Terrell Brown is on pace to hit the 1,000 career point marker. The redshirt junior enters Saturday's game at UTRGV with 975 career points. Brown needs just 25 points to reach the milestone marker. He will follow Morgan Means as just the fourth player in the program's modern-day DI era.

#### LAST TIME OUT

In a game that featured a dozen lead changes and six tie scores, the Redhawks came up on the short end at the final buzzer, 79-72, at WAC opponent UTRGV. After trailing by a game-high 10 points five minutes into the second half, 50-40, the Redhawks used the next five minutes to mount a 15-5 run, capped by a Myles Carter putback dunk. Back-to-back buckets by Terrell Brown had the Redhawks leading 61-58 with 8:53 to play. But a 6-0 Vaquero run would shift momentum back to the home team and the Redhawks would not get over the hump again. Brown, who had just six points and four turnovers in the first half, bounced back to finish the night with a team-high 18 points. Means added a 17-point, 10-rebound double-double. Carter added 11 points, while Aaron Nettles and Riley Grigsby chipped in nine points each. Lesley Varner II poured in a game-high 23 points, including 10-of-11 from the free-throw line, to pace four Vaqueros in double-figures. The night opened with a track race as the teams combined to put up 20 shots in the opening 5:30. Seattle U got going from three-point land for the second straight night

as Nettles scored all nine of his points in the first half. The lead would change hands six times in the frame before UTRGV closed out the half by hitting four of their final five shots to carry a 41-36 lead into the break. Seattle U had an uncharacteristic 13 turnovers which UTRGV turned into 21 points. The home side also earned a 24-6 advantage in fast break points. While suffering a 42-37 disadvantage on the boards, the Redhawks hauled in 11 on the offensive end to edge the Vaqueros 16-6 in second chance points.

#### REDHAWK RUNDOWN

- The OT win at Utah Valley on Feb. 8 moves the team to 5-2 in overtime games under Head Coach Jim Hayford.
- The Redhawks committed just three turnovers in the game versus CBU on Feb. 1, their lowest mark of the season.
- The Redhawks shot 48.4 percent from the field against UTRGV on Jan. 16, their third highest mark of the season, and highest against a DI opponent.
- On Jan. 11, the Redhawk defense held Utah Valley to just 13 field goals, the fewest field goals allowed by an opponent this season. The mark is five lower than the previous season-low of 18 against Chicago State (Jan. 4).
- Seattle U also held UVU to just 25 percent shooting from the field, a season low for opponent FG%.
- The Redhawks hit a season-high 14 three-pointers on Jan. 4 at Chicago State. The mark was the most threes made by the Redhawks since draining 17 on Dec. 30, 2017 against UC Riverside.
- The Redhawks got 47 bench points in the win at Chicago State, the most the bench has contributed this season.
- The triple overtime affair at Kansas City on Jan. 2 was the longest game Seattle U has played since a triple overtime defeat to Chicago State on Feb. 27, 2014.
- Morgan Means went a perfect 10-for-10 from the free-throw line at Kansas City, marking the first time a Redhawks hit 100% from the line (shooting 10 or more attempts) since he hit 16-for-16 on Dec. 29, 2018.
- Aaron Nettles drained five three pointers at Kansas City, the first time a Redhawk has achieved the feat this season.
- In a dominating win over Long Beach State on

Dec. 23, Seattle U swiped a season-high 13 steals while forcing the Beach into 23 total turnovers - the most turnovers by a Redhawk opponent this season.

- The meeting with the nationally-ranked Washington on Dec. 17 was just the third game against a ranked opponent during Seattle U's modern-day DI era. Seattle U's last meeting with a ranked opponent came on Dec. 21, 2011, when it hosted No. 24 Virginia at KeyArena. The Cavaliers won, 83-77. The Redhawks' only other ranked match-up came on Mar. 3, 2009 against then No. 13 Washington. The Huskies would claim an 87-60 victory at Alaska Airlines Arena.
- Sophomore Riley Grigsby scored a career-high 22 points versus Incarnate Word on Dec. 3. The game was just his fourth game back from a broken hand to start the season.
- The Redhawks pulled down a season-high 49 rebounds, including 16 offensive boards, in the win over Incarnate Word.
- The Redhawks surpassed the 100-point mark for the fifth time under Head Coach Jim Hayford with their 115-81 win over Pacific University on Nov. 12. They achieved the feat twice during his first season (121 vs. Puget Sound on Nov. 12, 2017; 102 vs. Detroit Mercy on Nov. 18, 2017) and twice last year (107 vs. Northwest University on Nov. 28, 2018; 102 vs. Prairie View A&M on Dec. 20, 2018).
- Myles Carter poured in a career-high 37 points versus Pacific, the second 30+ point effort by a Redhawk this season.
- The Redhawks' 43-for-51 effort from the free-throw line vs. Pacific are both records during the modern day DI era. Myles Carter went 15-for-17 in the game and Aaron Nettles was 16-for-18, finishing with 16 points.
- Seattle U won its season opener for the first time in the Jim Hayford era. The Redhawks downed Pacific Lutheran University, 98-64, on Nov. 5. The last time the Redhawks had won their home opener was the 2016-17 season, also a win over the PLU Lutes.

#### 2ND PLAYER OF THE WEEK HONOR FOR BROWN

Terrell Brown was named TicketSmarter Western Athletic Conference Men's Basketball Player of the Week for Jan. 20 through Jan. 26. This marks the second honor for Brown this season. The redshirt junior guard from Seattle, led the Redhawks on the





road in games at Grand Canyon and CSU Bakersfield. Against GCU, the junior scored 31 points to go with four rebounds, four assists, two steals and a block in a tight 80-77 loss. He helped SU bounce back on Saturday, putting up 21 points with three rebounds, three assists and a steal in an 86-79 win over the 'Runners. On the year, Brown leads the WAC in scoring at 19.9 points per game and the 6-1 guard is also fourth in rebounding at 6.3 boards per game, second in assists at 4.9 per game and fifth in steals at 1.5 per game.

#### BROWN NAMED WAC PLAYER OF THE WEEK

Terrell Brown was named WAC Player of the Week for Dec. 23-29. The senior guard from Seattle, averaged 19.5 points to go with 4.0 rebounds and 5.5 assists per game in a split against Long Beach State and Saint Mary's. Against Long Beach State, he was 6-of-11 from the field for 17 points, adding eight assists and four steals in a 79-57 win at home. Brown kept the Redhawks in the game at Saint Mary's, finishing with a game-high 22 points and seven rebounds with three assists and a block in a road loss. The national leader in field goals made with 121, he has led SU in scoring in 13-of-15 games this season, while surpassing the 20-point mark eight times.

#### CARTER NAMED WAC PLAYER OF THE WEEK

Senior forward Myles Carter was named Western Athletic Conference Men's Basketball Player of the Week for the week of Nov. 11-17. This was his first WAC Player of the Week honor of the season and the third of his career. The Chicago native averaged WAC-bests of 23.5 points and 12.5 rebounds per game as the Redhawks went 1-1 last week. He poured in a career-high 37 points on 11-of-12 shooting (91.7 percent) and matched his career high with 15 rebounds in a 115-81 win over Pacific of Oregon. At Syracuse, Carter added 10 points and 10 rebounds for a second straight double-double. For the week, Carter shot 65.2 percent from the field and 89.5 percent from the charity stripe.

#### HOME COURT ADVANTAGE

Seattle U has compiled a 240-153 (.611) record in the Redhawk Center, including a 15-game winning streak that began Nov. 5, 2008 with a perfect 10-0

mark during the 2008-09 season. In 2017-18, the Redhawks went 9-1 at the Redhawk Center and in 2018-19, the Redhawks went 12-6. The Redhawks are 7-3 in the Redhawk Center so far in 2019-20.

#### 400 CAREER VICTORIES FOR HAYFORD

Head Coach Jim Hayford earned his 400th career victory on Tuesday, Nov. 12 as the Redhawks defeated Pacific University, 115-81. The win was also Hayford's 40th at the helm of the Redhawks, achieved in just over two seasons. "Players win games," said Hayford postgame. "I've had a lot of great players and a lot of great assistant coaches. A lot of credit goes to my family. I've been doing this 21 years and it's a stressful job, so I guess I've got some stick-to-it-ness and I got a few things right." His road to 400 has included 12 seasons of 20 wins or more and 11 national postseason tournaments, including six (2003, 2007, 2008, 2009, 2010, 2011) at NCAA Division III Whitworth, three at EWU (2015, 2016, 2017) and two at Seattle U (2018, 2019). Hayford is in his 21st season as a head coach.

#### PRESEASON HONORS

Junior Terrell Brown and senior Myles Carter picked up individual preseason honors. Brown was named to the Coaches' All-WAC First Team and the Media All-WAC Second Team, while Carter was selected to the Coaches' All-WAC Second Team.

Brown, a redshirt junior who transferred into the Redhawks program last year, completed his inaugural SU season averaging 14.1 ppg and 6.9 rpg. The Seattle native was named to both the 2018-19 WAC All-Newcomer Team and the All-WAC Second Team.

Carter, a redshirt senior, was one of the most dominant interior presences in the WAC one year ago. He led the WAC in blocked shots (60) and double-doubles (11), while averaging 12.9 ppg and 7.9 rpg. Carter earned WAC All-Defensive Team honors in 2018-19 and was named to the NABC DI All-District 6 Second Team.

#### WAC PRESEASON POLLS

Seattle University men's basketball was selected to

finished third in the Western Athletic Conference as both the WAC 2019-20 Preseason Coaches Poll and Media Poll. This marks the second consecutive year that the Redhawks have earned a third place selection, the highest preseason rank since 2014-15.

Reigning WAC champion NM State was selected to repeat the feat in 2019-20, earning eight of nine first-place votes in the Coaches' Poll. Coaches could not vote for their own team or players. The Aggies were also the unanimous first-place pick by the media. Grand Canyon was picked second in both polls.

#### GET YOUR 2019-20 TICKETS!

Mini-plan as well as single-game tickets are on sale now for the remainder of the Redhawks' 2019-20 season. For more information and to reserve your seats today, contact the SU Athletics Ticket office at 206-398-4678 or visit [goseattleu.com/tix](http://goseattleu.com/tix).

#### SU SIGNS AUSTRALIAN SWINGMAN

Kobe Williamson, a 6-8 guard out of Melbourne, Australia, has signed a National Letter of Intent to continue his education and basketball career at Seattle University.

"We are very excited to have Kobe join our program," Head Coach Jim Hayford said. "He is an excellent student who professors will enjoy having in their classes. He is an outstanding person and will be a loved teammate. And on the court he has a unique skill set that, paired with his size, makes him very difficult to defend."

Williamson attends Haileybury College in Melbourne where he averaged 20.2 points, 17.1 rebounds, 4.0 assists and 3.0 blocks per game during the 2019 season.

His breadth of experience is also highlighted by national and international play. Williamson has been a member of the U17 Australian National Team, as well as playing for Victoria on the U16, U18 and U20 national teams.

Most recently, he competed for Victoria's U20



team in the 2019 National Championships, contributing 11.3 points and 5.0 rebounds per game. Victoria took Gold in the tournament.

In the 2018 FIBA U17 Basketball World Cup, Williamson averaged 8.9 points and 6.3 rebounds over seven games played for Australia. He also averaged 7.6 points and 6.0 rebounds in five games as Australia earned Gold at the 2018 U16 Asia Championships.

The 2018 Victoria Junior Athlete of the Year, Williamson has also competed for the Sandringham Sabers U18 team in the Southern Basketball Association, which were the 2018 U18 Victorian champions, and the Dandenong Rangers, where he averaged 16.0 points and 8.0 rebounds per game to be named a league All-Star.

"Kobe is an outstanding passer and has shown the ability to score at a high level," Hayford said. "He has played on the Australian National team, joining others in our program who have represented their country at the highest level."

#### FOUR COMMITS FOR 2020-21

Head Coach Jim Hayford has announced the signing of four players who make up the program's latest recruiting class.

"I am pleased to announce this incoming class of Seattle U basketball players," said Hayford. "A lot of hard work and careful selection went into bringing this group of student-athletes to our university. I'm confident that they will excel in the classroom, on the basketball court and in our community."

Leo Da Campo, younger brother of current Redhawk Mattia Da Campo, is a 6-9 forward from Bassano del Grappa, Italy. Competing for Casale Monferrato club team, Da Campo averaged 15.6 points and 11.0 rebounds per game during the 2018-19 season, including career highs of 34 points and 22 rebounds.

Da Campo has also been a member of the Italian U16 and U18 national teams, competing in the 2018 and 2019 FIBA European Championships.

"Leo is an intelligent big man who is developing into an excellent skilled post," Hayford said. "We have really enjoyed coaching his brother, Mattia, and look forward to his development into one of the top big men in the WAC."

Viktor Rajkovic is a native of Mill Valley, Calif., and Golden State Prep. He attended The Branson School in Ross, Calif. A dual-sport athlete in high school, Rajkovic competed in basketball and swimming for the Bulls. Four standout seasons of hoops culminated with a 2019 Marin County Athletic League title, a California Division IV North Coast Section championship and a DI NorCal runner-up finish. All told, the Bulls won three conference titles, three section titles and two NorCal runner-up finishes.

Rajkovic, a 6-5 forward, averaged 20.4 points and 11.3 rebounds as a senior on his way to earning San Francisco Chronicle Metro Player of the Year, NCS Player of the Year, MCAL Player of the Year, Marin Independent Journal Player of the Year and DI/Open Division All-State Second Team.

"Viktor brings a college-ready skill set to our program and an instinctive knack for making winning plays," said Hayford. "He led his high school team to great accomplishments, has superior intelligence and work ethic, and a strong desire to be the very best player he can be."

Nate Robinson, a 6-4 guard, will join the Redhawks following a sophomore season at City College of San Francisco. The Walnut Creek, Calif., native prepped at Las Lomas High School where he led the Knights to the 2018 NorCal DI Championship and a California State runner-up finish. He was named 2018 Diablo Valley Athletic League MVP, MVP of the NorCal championship game and Cal-Hi Sports North Coast Section Co-Player of the Year.

Robinson has been a member of the Great Britain U18 and U20 National Teams. He helped lead the U20 team to a program-best eighth-place finish and the U18 team to a program-best seventh-place finish.

"Nate gives us an athletic, strong lead guard," Hayford said. "He has extensive international

experience and had a great high school career in Northern California. He brings great athleticism to his position and we are confident he can be one of the top defensive guards in the WAC."

Vasja Pandža is a 6-8 guard who comes to Seattle U from The Hotchkiss School in Lakeville, Conn. Pandža attended high school at The Kiski School in Pennsylvania where he averaged 19 points, 7.0 rebounds and 5.0 assists during his senior season, and led the squad to a pair of Pennsylvania State playoff appearances. Pandža also competed for the PSA Cardinals, a premier AAU program on the EYBL circuit.

Prior to moving to the United States, Pandža lived in England where he played for the Leeds Force club team. He also has national team experience, playing for Great Britain in 2015-16.

"Vas is very skilled and can play multiple positions on the court," said Hayford. "He brings size and great shooting to his game, which is highlighted by being an excellent passer. He has extensive international experience and is part of the Hotchkiss School basketball program that we think very highly of."

#### CHRISTMAS IN HAWAII IN 2020

It's never too early to start making holiday travel plans. And Seattle U basketball fans can now start preparing for sunshine and palm trees in December as the Redhawks have announced official acceptance into the 2020 Hawaiian Airlines Diamond Head Classic, hosted by the University of Hawaii and managed by ESPN Events.

"We are thrilled to be invited to one of the premier, nationally televised tournaments to be hosted each year," said Head Coach Jim Hayford. "This is an exciting opportunity for our players and our program as a whole."

Recent tournament winners have included TCU (2018), USC (2017), San Diego State (2016) and Oklahoma (2015). The 2019 field includes the likes of Georgia Tech, Washington, Hawaii, Boise State, Ball State, Houston, UTEP and Portland.

This tournament during the 2020-21 season will



Jim Hayford was named Seattle University's men's basketball head coach on Wednesday, Mar. 28, 2017. In his first season at Seattle U, he led the Redhawks to their most successful season in the school's modern-day Division I era.

Hayford's Redhawks went 18-15 overall in 2018-19, marking the first back-to-back seasons with 18 wins or more since 2007-08 and 2008-09. The squad jumped out to a 12-3 record to start the season, including wins over Pac-12 members Washington State and Cal, marking the best start to a year in more than 50 years. The Redhawks would battle injury and

illness as conference play got underway, but rebounded to win five of their final six regular-season contests. Terrell Brown (All-WAC Second Team, WAC All-Newcomer Team) and Myles Carter (WAC All-Defensive Team, NBCA All-District Second Team) both entered the Seattle U all-time record book during the season. Brown's 150 assists ranks eighth all-time and Carter's 60 blocks ranks second. The team's 238 three-pointers ranks third all-time while their 118 blocks are second.

Inheriting a program that went 13-17 in 2016-17, Hayford led the 2017-18 Redhawks to finish 20-14 overall, 16-3 on their home court and 8-6 in Western Athletic Conference play. The win total marked a program high since returning to Division I in 2008-09, and marked the first 20-win DI season since 1963-64 when Seattle U finished 22-6. The 16 home victories was also a modern-day DI record, while the eight WAC wins was the most since joining the league in 2012-13. The fourth-place finish ties the best finish during the Redhawks six years competing in the WAC. The season culminated in Hayford's 10th national postseason appearance as a head coach as the Redhawks earned a berth in the Collegiate Basketball Invitational (CBI).

Hayford's up-tempo style of play saw the Redhawks set numerous modern-day DI program records including total points (2,589), field goals (881), field goal percentage (44.6), three-point field goals (312), free-throw percentage (73.8), rebounds (1,298) and blocks (123). Three Redhawks earned postseason honors from the WAC, including junior center Aaron Menzies (Second Team All-WAC, All-Defensive Team), sophomore guard Matej Kavaz (Second Team All-WAC) and graduate guard Jordan Hill (All-Newcomer Team). Menzies would set an all-time program record with 79 blocks and a modern-day DI record with 302 rebounds.

Hayford has 20 total seasons as a head coach, amassing an overall record of 398-204 (.670). Prior to Seattle U, he had stints at EWU, Whitworth (NCAA DIII) and Sioux Falls (NAIA). He has coached in 11 national postseason tournaments, including six (2003, 2007, 2008, 2009, 2010, 2011) at NCAA Division III Whitworth, three at EWU (2015, 2016, 2017) and two at Seattle U (2018, 2019).

#### COACH HAYFORD'S YEAR-BY-YEAR RESULTS

YEAR	SCHOOL	OVERALL	PCT	CONFERENCE
1999-00	Sioux Falls	15-15	.500	
2000-01	Sioux Falls	22-12	.647	
Totals at Sioux Falls	(2 seasons)	37-27	.578	
2001-02	Whitworth	20-7	.741	12-4/2nd
2002-03 \$	Whitworth	23-4	.851	13-3/1st
2003-04	Whitworth	19-6	.760	12-4/2nd
2004-05	Whitworth	13-11	.542	9-7/4th
2005-06	Whitworth	20-7	.741	13-3/2nd
2006-07 \$	Whitworth	24-4	.857	13-3/1st
2007-08 \$	Whitworth	21-7	.750	12-4/1st
2008-09 \$	Whitworth	23-6	.793	12-4/2nd
2009-10 \$	Whitworth	26-3	.897	16-0/1st
2010-11 \$	Whitworth	28-2	.933	15-1/1st
Totals at Whitworth	(10 seasons)	217-57	.792	
2011-12	Eastern Washington	15-17	.469	8-8/4th
2012-13	Eastern Washington	10-21	.323	7-13/8th
2013-14	Eastern Washington	15-16	.484	10-10/T6th
2014-15 #	Eastern Washington	26-9	.743	14-4/T1st
2015-16 !	Eastern Washington	18-16	.529	10-8/T5th
2016-17 !	Eastern Washington	22-12	.647	13-5/2nd
Totals at EWU	(6 seasons)	106-91	.538	
2017-18 !	Seattle University	20-14	.588	8-6/4th
2018-19 @	Seattle University	18-15	.545	6-10/7th
Totals at SU	(2 seasons)	38-29	.567	
Total as Head Coach	(20 seasons)	398-204	.670	

\$ - NCAA Division III participant

# - NCAA DI Tournament participant, Big Sky Conference Tournament Champions & regular-season co-champions

! - College Basketball Invitational (CBI) Tournament participant

@ - CollegiateInsider.com Tournament (CIT) participant



In 2016-17, Hayford completed his sixth season as the head coach at EWU, leading the Eagles to a 22-12 overall record and a 13-5 mark in Big Sky Conference play. In six seasons with Hayford at the helm, the Eagles went to the NCAA Tournament (2015), the CBI Tournament (2016, 2017), earned a Big Sky regular season co-championship (2015) and won the Big Sky Tournament title (2015). Under Hayford, the Eagles had one Big Sky Conference Player of the Year (Jacob Wiles, 2017), two Big Sky Freshmen of the Year, 12 All-Big Sky selections, seven National Association of Basketball (NABC) All-District selections, two Associated Press honorable mention All-Americans and one NBA Draft pick (Tyler Harvey, 2015).

The building process at EWU hit its stride in 2014-15 when Hayford led the Eagles to a 26-9 mark, including a 14-4 Big Sky record. EWU went on to win the Big Sky Conference Tournament and earn a bid to the NCAA Tournament – the first postseason appearance for the program since 2003-04. The team featured Tyler Harvey, who was the nation's leader in scoring (23.1 ppg) and three-pointers made per game (4.0), and went on to be the program's third all-time NBA Draft pick. For his efforts, Hayford was named Big Sky Co-Coach of the Year.

Before taking over at Eastern Washington in March of 2011, Hayford spent 10 seasons building Whitworth University in Spokane, Wash., into a NCAA Division III powerhouse. In his tenure at the helm of the Pirates, Hayford had a record of 217-57 and a winning percentage of .792. He was the Northwest Conference Coach of the Year five times, and twice was honored by the NABC as the West Region Coach of the Year.

Taking over a program that went 25-24 in the two seasons prior (1999-01), Hayford coached the Pirates to eight 20-win seasons, six appearances in the NCAA Division III Tournament (including the last five seasons in a row), five Northwest Conference titles, three NCAA DIII Sweet 16 appearances (2008, 2010, 2011) and one Elite Eight appearance (2011). At the time he left Whitworth, his career winning percentage ranked among the top 10 among all active NCAA Division III coaches.

Prior to Whitworth, Hayford was head coach at the University of Sioux Falls (S.D.), where he compiled a 37-27 record in two seasons. During his inaugural season (1999-2000), he led the Cougars to their first conference playoff appearance in five years. Hayford's Cougars finished the 2000-01 season at 22-12, setting a school record for wins in a season. Prior to Hayford's arrival, USF was 9-17 in 1998-99.

Hayford served as the top assistant coach at Azusa Pacific University (Calif.) from 1990-99, including eight seasons under Bill Odell. APU won seven consecutive Golden State Athletic Conference titles during that time and advanced to the NAIA Division I Final Four in each of his final two seasons there.

Hayford earned his bachelor's degree in social science from Azusa Pacific in 1989. He earned a master's degree in education from Claremont Graduate School in 1991. Hayford and his wife, Robin, have two adult children, daughter, Jayme, and son, Joseph.





## THE LAST TIME SEATTLE UNIVERSITY...

Won at home.....	1/16/20 vs. UTRGV, 91-74
Lost at home.....	2/1/20 vs. California Baptist, 65-72
Won on the road.....	2/8/20 at Utah Valley, 87-85 (ot)
Lost on the road.....	2/15/20 at UTRGV, 71-79
Won at a neutral site.....	11/26/19 vs. Western Michigan, 59-55 (Orlando)
Lost at a neutral site.....	11/25/19 vs. Bucknell, 70-77 (Orlando)
Won five+ consecutive games.....	six in 2018 (11/23/18-12/6/18)
Won 10+ consecutive games.....	10 in 2008-09 (1/13/09 - 2/27/09)
Won 20+ consecutive games.....	26 in 1953-54
Lost five+ consecutive games.....	5 in 2018-19 (1/3/19 - 1/19/19)
Scored less than 50 points.....	2/14/19 at UTRGV, 44-59
Scored 80-89 points.....	2/8/20 at Utah Valley, 87-85 (ot)
Scored 90-99 points.....	1/16/20 vs. UTRGV, 91-74
Scored 100+ points.....	11/12/19 vs. Pacific, 115-81
Won an overtime game.....	2/8/20 at Utah Valley, 87-85 (ot)
Lost an overtime game.....	1/2/20 at Kansas City, 86-90 (3ot)
Defeated a nationally-ranked team.....	1/12/74 vs. No. 16 UNLV, 82-64
Lost to a nationally-ranked team.....	12/17/19 at No. 22 Washington, 59-81
Hosted a nationally-ranked team.....	12/21/11 vs. No. 24 Virginia (L, 77-83)
Shot under 30% FG.....	2/1/20 vs. California Baptist, 28.4% (19-67)
Shot 30-39.9% FG.....	2/15/20 at UTRGV, 37.5% (24-64)
Shot 40-49.9% FG.....	2/8/20 at Utah Valley, 44.4% (28-63)
Shot 50-59.9% FG.....	11/12/19 vs. Pacific, 57.6% (34-59)
Shot 60+% FG.....	2/15/18 vs. UTRGV, 60.8% (31-52)
Had 50+ rebounds.....	11/12/17 vs. Puget Sound, 61
Made 10+ 3-Pointers.....	2/13/20 at NM State, 10

## THE LAST TIME A SEATTLE U PLAYER...

Scored 25-29 points.....	2/8/20, Terrell Brown at Utah Valley, 28
Scored 30-39 points.....	1/23/20, Terrell Brown at GCU, 31
Scored 40-59 points.....	11/28/09, Charles Garcia vs. Wofford, 41
Scored 60+ points.....	1/30/58, Elgin Baylor vs. Portland, 60
Made 10+ field goals.....	1/23/20, Terrell Brown at GCU, 13
Made 5+ 3-pointers.....	1/2/20, Aaron Nettles at Kansas City, 5
Had 10-15 rebounds.....	2/8/20, Myles Carter at Utah Valley, 11
Had 16-19 rebounds.....	1/6/18, Aaron Menzies vs. Chicago State, 19
Had 20+ rebounds.....	2/15/97, Roger Hammond at Northwest College, 24
Had a double-double.....	2/15/20, Morgan Means at UTRGV (17p, 10r)
Led team in pts. & rbs.....	1/11/20, Riley Grigsby vs. Utah Valley (17p, 8r)
Shot 100% FG (min. 5).....	12/19/16, Morgan Means vs. Southern Utah (5-5)
Shot 100% FT (min. 10).....	12/20, Morgan Means at Kansas City (10-10)
Had 10+ assists.....	11/23/18, Terrell Brown vs. Denver, 10
Had 5+ steals.....	1/2/20, Terrell Brown at Kansas City, 5
Had 5+ blocks.....	11/28/18, Myles Carter vs. Northwest, 7

## STATISTICAL NOTEABLES

### 30-plus Points

37.....	Myles Carter vs. Pacific, 11/12/19
31.....	Terrell Brown vs. Eastern Washington, 11/9/19
31.....	Terrell Brown at GCU, 1/23/20

### 20-plus Points

29.....	Terrell Brown vs. Bucknell, 11/25/19
28.....	Terrell Brown at Utah Valley, 2/8/20
24.....	Terrell Brown at Washington State, 11/7/19
23.....	Terrell Brown at Syracuse, 11/16/19
22.....	Riley Grigsby vs. Incarnate Word, 12/3/19
22.....	Terrell Brown at Saint Mary's, 12/28/19
22.....	Morgan Means vs. UTRGV, 1/16/20
21.....	Terrell Brown at Washington, 12/17/19
21.....	Morgan Means at Kansas City, 1/2/20
21.....	Terrell Brown at CSU Bakersfield, 1/25/20
20.....	Terrell Brown vs. Idaho, 11/30/19
20.....	Terrell Brown vs. Portland, 12/7/19
20.....	Terrell Brown at Kansas City, 1/2/20

### 15-plus Rebounds

15.....	Myles Carter vs. Pacific, 11/12/19
---------	------------------------------------

### 5-plus Assists

9.....	Terrell Brown vs. Pacific Lutheran, 11/5/19
9.....	Morgan Means vs. Long Beach State, 12/23/19
9.....	Terrell Brown vs. UTRGV, 1/16/20
8.....	Terrell Brown vs. Western Michigan, 11/26/19
8.....	Terrell Brown vs. Long Beach State, 12/23/19
8.....	Terrell Brown vs. Utah Valley, 1/11/20
7.....	Terrell Brown at Chicago State, 1/4/20
6.....	Terrell Brown vs. Pacific, 11/12/19
6.....	Mattia Da Campo vs. Pacific, 11/12/19
6.....	Morgan Means at Saint Mary's, 12/28/19
6.....	Morgan Means at Utah Valley, 2/8/20
6.....	Terrell Brown at Utah Valley, 2/8/20
5.....	Aaron Nettles vs. Pacific, 11/12/19
5.....	Morgan Means at Syracuse, 11/16/19
5.....	Terrell Brown vs. Incarnate Word, 12/3/19
5.....	Terrell Brown vs. California Baptist, 2/1/20

### 5-plus Steals


5.....	Terrell Brown at Kansas City, 1/2/20
--------	--------------------------------------

## DOUBLE-DOUBLES

Terrell Brown (31p, 13r).....	vs. Eastern Washington, 11/9/19
Myles Carter (37p, 15r).....	vs. Pacific, 11/12/19
Myles Carter (10p, 10r).....	at Syracuse, 11/16/19
Myles Carter (14p, 10r).....	vs. Western Michigan, 11/26/19
Riley Grigsby (22p, 10r).....	vs. Incarnate Word, 12/3/19
Terrell Brown (14p, 10r).....	vs. Incarnate Word, 12/3/19
Terrell Brown (20p, 10r).....	vs. Portland, 12/7/19
Terrell Brown (20p, 11r).....	at Kansas City, 1/2/20
Riley Grigsby (15p, 10r).....	at Kansas City, 1/2/20
Myles Carter (17p, 11r).....	vs. UTRGV, 1/16/20
Morgan Means (19p, 13r).....	at CSU Bakersfield, 1/25/20
Morgan Means (17p, 10 r).....	at UTRGV, 2/15/20



## SPEED CHART



RIP ECONOMOU  
6-8 • 190 • G • SO



MYLES CARTER  
6-9 • 230 • F • S-JR



TREY HOPKINS  
6-3 • 180 • G • SO



JOE WALL  
6-7 • 215 • F • SO




AARON NETTLES  
6-0 • 175 • G • JR



RILEY GRIGSBY  
6-6 • 220 • G/F • SO



MATTIA DA CAMPO  
6-5 • 210 • G • SR




MORGAN MEANS  
6-3 • 175 • G • SR



MATT VAIL  
6-5 • 190 • F • SO



JORDAN DALLAS  
6-10 • 220 • C • GR




TERRELL BROWN  
6-1 • 175 • G • R-JR



DELANTE JONES  
6-5 • 195 • G • S-JR




CADE ALGER  
6-9 • 190 • F • FR




MIKKEL HAUGE  
6-4 • 200 • G • FR



ANAND HUNDAL  
6-10 • 230 • F • SR




DOVY PINSKUS  
6-7 • 195 • G • FR



JAREN NAFARRETE  
5-7 • 140 • G • FR



JIM HAYFORD  
HEAD COACH



CHRIS VICTOR  
ASSOCIATE HEAD COACH



ALEX PRIBBLE  
ASSOCIATE HEAD COACH



SAM KIRBY  
ASSISTANT COACH



MIKE ODLAND  
DIRECTOR OF OPS



PATRICK MULLIGAN  
DIRECTOR OF PLAYER DEV



**Seattle University Basketball**  
**Seattle U Combined Team Statistics (as of Feb 15, 2020)**  
**All games**

<b>RECORD:</b>	<b>OVERALL</b>	<b>HOME</b>	<b>AWAY</b>	<b>NEUTRAL</b>
ALL GAMES	12-14	8-4	3-9	1-1
CONFERENCE	5-6	2-2	3-4	0-0
NON-CONFERENCE	7-8	6-2	0-5	1-1

#	Player	gp-gs	min	avg	Total		3-Point		F-Throw		Rebounds				pf	dq	a	to	blk	stl	pts	avg
					fg-fga	fg%	3fg-fga	3fg%	ft-fa	ft%	off	def	tot	avg								
23	Brown, Terrell	26-26	928	35.7	194-484	.401	13-47	.277	112-147	.762	38	124	162	6.2	69	3	124	70	11	42	513	19.7
13	Means, Morgan	24-23	838	34.9	93-252	.369	30-111	.270	78-87	.897	35	92	127	5.3	77	5	74	45	0	33	294	12.3
01	Carter, Myles	25-20	660	26.4	77-151	.510	2-8	.250	70-105	.667	48	129	177	7.1	67	3	5	45	33	16	226	9.0
11	Grigsby, Riley	20-17	541	27.1	55-154	.357	18-81	.222	50-68	.735	28	74	102	5.1	57	1	11	25	14	12	178	8.9
24	Jones, Delante	26-15	528	20.3	64-170	.376	39-108	.361	28-37	.757	17	39	56	2.2	55	2	13	24	3	8	195	7.5
12	Da Campo, Mattia	26-9	611	23.5	48-116	.414	20-58	.345	42-56	.750	45	64	109	4.2	74	4	26	24	3	15	158	6.1
10	Nettles, Aaron	26-9	537	20.7	43-122	.352	35-96	.365	33-41	.805	8	33	41	1.6	38	1	23	14	1	16	154	5.9
21	Dallas, Jordan	25-8	278	11.1	30-64	.469	18-40	.450	9-11	.818	11	36	47	1.9	51	3	2	8	12	2	87	3.5
02	Hopkins, Trey	14-1	122	8.7	14-37	.378	2-17	.118	11-14	.786	4	13	17	1.2	14	0	3	5	0	4	41	2.9
00	Economou, Rip	18-2	108	6.0	13-35	.371	5-23	.217	2-2	1.000	4	9	13	0.7	12	0	1	7	3	4	33	1.8
34	Hundal, Anand	15-0	82	5.5	10-19	.526	2-8	.250	5-6	.833	8	8	16	1.1	12	0	1	2	2	0	27	1.8
33	Hauge, Mikkel	10-0	40	4.0	4-6	.667	1-1	1.000	7-10	.700	0	3	3	0.3	1	0	4	3	0	0	16	1.6
35	Pinskus, Dovy	8-0	27	3.4	1-4	.250	0-1	.000	2-2	1.000	0	3	3	0.4	0	0	1	2	1	0	4	0.5
	Team										27	33	60				6					
	Total.....	26	5300		646-1614	.400	185-599	.309	449-586	.766	273	660	933	35.9	527	22	288	280	83	152	1926	74.1
	Opponents.....	26	5300		631-1505	.419	169-550	.307	448-613	.731	249	720	969	37.3	537	-	321	359	83	146	1879	72.3

TEAM STATISTICS	SU	OPP	Date	Opponent	Score	Att.	
SCORING	1926	1879	11/05/19	PACIFIC LUTHERAN	W	98-64	828
Points per game	74.1	72.3	11/07/19	at Washington St.	L	54-85	2810
Scoring margin	+1.8	-	11/09/19	EASTERN WASH.	L	66-74	999
FIELD GOALS-ATT	646-1614	631-1505	11/12/19	PACIFIC (OR)	W	115-81	921
Field goal pct	.400	.419	# 11/16/19	at Syracuse	L	67-89	21487
3 POINT FG-ATT	185-599	169-550	# 11/19/19	at Ole Miss	L	52-65	6316
3-point FG pct	.309	.307	@ 11/25/19	vs Bucknell	L	70-77	250
3-pt FG made per game	7.1	6.5	@ 11/26/19	vs Western Mich.	W	59-55	250
FREE THROWS-ATT	449-586	448-613	11/30/19	IDAHO	W	74-55	863
Free throw pct	.766	.731	12/03/19	INCARNATE WORD	W	81-60	820
F-Throws made per game	17.3	17.2	12/07/19	PORTLAND	W	73-71	753
REBOUNDS	933	969	12/17/19	at Washington	L	59-81	7760
Rebounds per game	35.9	37.3	12/21/19	FLORIDA A&M	L	57-71	806
Rebounding margin	-1.4	-	12/23/19	LONG BEACH ST.	W	79-57	940
ASSISTS	288	321	12/28/19	at Saint Mary's (CA)	L	58-84	3500
Assists per game	11.1	12.3	* 01/02/20	at Kansas City	Lo3	86-90	1158
TURNOVERS	280	359	* 01/04/20	at Chicago St.	W	86-54	307
Turnovers per game	10.8	13.8	* 01/11/20	UTAH VALLEY	W	83-50	999
Turnover margin	+3.0	-	* 01/16/20	UTRGV	W	91-74	862
Assist/turnover ratio	1.0	0.9	* 01/18/20	NEW MEXICO ST.	L	67-75	999
STEALS	152	146	* 01/23/20	at Grand Canyon	L	77-80	6572
Steals per game	5.8	5.6	* 01/25/20	at CSU Bakersfield	W	86-79	3515
BLOCKS	83	83	* 02/01/20	CALIFORNIA BAPTIST	L	65-72	880
Blocks per game	3.2	3.2	* 02/08/20	at Utah Valley	Wot	87-85	2975
ATTENDANCE	10670	63361	* 02/13/20	at New Mexico St.	L	64-72	4794
Home games-Avg/Game	12-889	12-5238	* 02/15/20	at UTRGV	L	72-79	1667
Neutral site-Avg/Game	-	2-250					

\* - Conference game

<b>Score by Periods</b>	<b>1st</b>	<b>2nd</b>	<b>OT</b>	<b>OT2</b>	<b>OT3</b>	<b>Totals</b>
Seattle U	884	1004	23	8	7	1926
Opponents	830	1009	21	8	11	1879





**Seattle University Basketball**  
**Seattle U Combined Team Statistics (as of Feb 15, 2020)**  
**Conference games only**

<b>RECORD:</b>	<b>OVERALL</b>	<b>HOME</b>	<b>AWAY</b>	<b>NEUTRAL</b>
ALL GAMES	5-6	2-2	3-4	0-0
CONFERENCE	5-6	2-2	3-4	0-0
NON-CONFERENCE	0-0	0-0	0-0	0-0

#	Player	gp-gs	min	avg	Total	3-Point	F-Throw	Rebounds				pf	dq	a	to	blk	stl	pts	avg
					fg-fga	fg%	3fg-fga	3fg%	ft-fga	ft%	off	def	tot	avg					
23	Brown, Terrell	11-11	406	36.9	74-205	.361	4-19	.211	55-69	.797	21	43	64	5.8	38	3	57	34	18.8
13	Means, Morgan	11-10	401	36.5	46-122	.377	14-53	.264	51-56	.911	14	45	59	5.4	40	3	37	22	14.3
11	Grigsby, Riley	11-9	311	28.3	33-92	.359	13-46	.283	30-43	.698	19	43	62	5.6	34	1	6	9	9.9
12	Da Campo, Mattia	11-5	298	27.1	26-69	.377	13-39	.333	29-35	.829	20	31	51	4.6	39	3	10	13	8.5
24	Jones, Delante	11-0	175	15.9	26-58	.448	17-39	.436	14-17	.824	2	5	7	0.6	22	1	6	4	7.5
01	Carter, Myles	11-7	280	25.5	28-53	.528	0-1	.000	24-43	.558	19	60	79	7.2	33	3	1	12	7.3
10	Nettles, Aaron	11-9	252	22.9	20-51	.392	19-44	.432	8-10	.800	4	21	25	2.3	23	1	8	6	6.1
21	Dallas, Jordan	10-4	120	12.0	13-24	.542	10-19	.526	1-2	.500	2	13	15	1.5	24	2	1	2	3.7
02	Hopkins, Trey	2-0	7	3.5	1-4	.250	1-2	.500	2-2	1.000	1	1	2	1.0	0	0	1	1	2.5
34	Hundal, Anand	5-0	20	4.0	4-7	.571	2-4	.500	2-3	.667	2	0	2	0.4	4	0	0	1	2.4
00	Economou, Rip	6-0	22	3.7	4-7	.571	3-5	.600	0-0	.000	2	1	3	0.5	2	0	0	1	1.8
33	Hauge, Mikkel	2-0	4	2.0	0-0	.000	0-0	.000	2-2	1.000	0	1	1	0.5	0	0	1	0	1.0
35	Pinskus, Dovy	2-0	4	2.0	0-0	.000	0-0	.000	0-0	.000	0	0	0	0.0	0	0	0	0	0.0
Team											10	10	20				4		
Total.....		11	2300		275-692	.397	96-271	.354	218-282	.773	116	274	390	35.5	259	17	128	108	78.5
Opponents.....		11	2300		259-634	.409	65-206	.316	227-299	.759	120	318	438	39.8	251	-	138	164	73.6

<b>TEAM STATISTICS</b>	<b>SU</b>	<b>OPP</b>	<b>Date</b>	<b>Opponent</b>	<b>Score</b>	<b>Att.</b>
SCORING	864	810	* 01/02/20	at Kansas City	Lo3 86-90	1158
Points per game	78.5	73.6	* 01/04/20	at Chicago St.	W 86-54	307
Scoring margin	+4.9	-	* 01/11/20	UTAH VALLEY	W 83-50	999
FIELD GOALS-ATT	275-692	259-634	* 01/16/20	UTRGV	W 91-74	862
Field goal pct	.397	.409	* 01/18/20	NEW MEXICO ST.	L 67-75	999
3 POINT FG-ATT	96-271	65-206	* 01/23/20	at Grand Canyon	L 77-80	6572
3-point FG pct	.354	.316	* 01/25/20	at CSU Bakersfield	W 86-79	3515
3-pt FG made per game	8.7	5.9	* 02/01/20	CALIFORNIA BAPTIST	L 65-72	880
FREE THROWS-ATT	218-282	227-299	* 02/08/20	at Utah Valley	Wot 87-85	2975
Free throw pct	.773	.759	* 02/13/20	at New Mexico St.	L 64-72	4794
F-Throws made per game	19.8	20.6	* 02/15/20	at UTRGV	L 72-79	1667
REBOUNDS	390	438	* - Conference game			
Rebounds per game	35.5	39.8				
Rebounding margin	-4.4	-				
ASSISTS	128	138				
Assists per game	11.6	12.5				
TURNOVERS	108	164				
Turnovers per game	9.8	14.9				
Turnover margin	+5.1	-				
Assist/turnover ratio	1.2	0.8				
STEALS	68	58				
Steals per game	6.2	5.3				
BLOCKS	39	42				
Blocks per game	3.5	3.8				
ATTENDANCE	3740	20988				
Home games-Avg/Game	4-935	7-2998				
Neutral site-Avg/Game	-	0-0				

<b>Score by Periods</b>	<b>1st</b>	<b>2nd</b>	<b>OT</b>	<b>OT2</b>	<b>OT3</b>	<b>Totals</b>
Seattle U	380	446	23	8	7	864
Opponents	346	424	21	8	11	810





**Seattle University Basketball**  
**Seattle U Season Schedule/Results & Leaders (as of Feb 15, 2020)**  
**All games**

<b>RECORD:</b>	<b>OVERALL</b>	<b>HOME</b>	<b>AWAY</b>	<b>NEUTRAL</b>
ALL GAMES	12-14	8-4	3-9	1-1
CONFERENCE	5-6	2-2	3-4	0-0
NON-CONFERENCE	7-8	6-2	0-5	1-1

<b>Date</b>	<b>Opponent</b>		<b>Score</b>		<b>Att.</b>	<b>High Points</b>	<b>High Rebounds</b>
11/05/19	PACIFIC LUTHERAN	W	98-64		828	(16)Brown, Terrell	(8)Brown, Terrell
11/07/19	at Washington St.		54-85	L	2810	(24)Brown, Terrell	(8)Brown, Terrell
							(8)Da Campo, Mattia
11/09/19	EASTERN WASH.		66-74	L	999	(31)Brown, Terrell	(13)Brown, Terrell
11/12/19	PACIFIC (OR)	W	115-81		921	(37)Carter, Myles	(15)Carter, Myles
11/16/19	#at Syracuse		67-89	L	21487	(23)Brown, Terrell	(10)Carter, Myles
11/19/19	#at Ole Miss		52-65	L	6316	(17)Brown, Terrell	(6)Means, Morgan
							(6)Jones, Delante
11/25/19	@vs Bucknell		70-77	L	250	(29)Brown, Terrell	(9)Carter, Myles
11/26/19	@vs Western Mich.	W	59-55		250	(17)Brown, Terrell	(10)Carter, Myles
11/30/19	IDAHO	W	74-55		863	(20)Brown, Terrell	(10)Carter, Myles
12/03/19	INCARNATE WORD	W	81-60		820	(22)Grigsby, Riley	(10)Brown, Terrell
							(10)Grigsby, Riley
12/07/19	PORTLAND	W	73-71		753	(20)Brown, Terrell	(10)Brown, Terrell
12/17/19	at Washington		59-81	L	7760	(21)Brown, Terrell	(7)Brown, Terrell
12/21/19	FLORIDA A&M		57-71	L	806	(18)Brown, Terrell	(8)Da Campo, Mattia
12/23/19	LONG BEACH ST.	W	79-57		940	(15)Brown, Terrell	(8)Grigsby, Riley
							(8)Means, Morgan
12/28/19	at Saint Mary's (CA)		58-84	L	3500	(22)Brown, Terrell	(7)Brown, Terrell
01/02/20	*at Kansas City		86-90	Lo3	1158	(21)Means, Morgan	(10)Grigsby, Riley
01/04/20	*at Chicago St.	W	86-54		307	(18)Da Campo, Mattia	(10)Grigsby, Riley
01/11/20	*UTAH VALLEY	W	83-50		999	(17)Grigsby, Riley	(8)Da Campo, Mattia
							(8)Grigsby, Riley
01/16/20	*UTRGV	W	91-74		862	(22)Means, Morgan	(11)Carter, Myles
01/18/20	*NEW MEXICO ST.		67-75	L	999	(25)Brown, Terrell	(5)Brown, Terrell
01/23/20	*at Grand Canyon		77-80	L	6572	(31)Brown, Terrell	(11)Carter, Myles
01/25/20	*at CSU Bakersfield	W	86-79		3515	(21)Brown, Terrell	(13)Means, Morgan
02/01/20	*CALIFORNIA BAPTIST		65-72	L	880	(14)Brown, Terrell	(11)Carter, Myles
02/08/20	*at Utah Valley	Wot	87-85		2975	(28)Brown, Terrell	(11)Carter, Myles
02/13/20	*at New Mexico St.		64-72	L	4794	(16)Brown, Terrell	(8)Carter, Myles
02/15/20	*at UTRGV		72-79	L	1667	(18)Brown, Terrell	(10)Means, Morgan

\* - Conference game

<b>Attendance Summary</b>	<b>Games</b>	<b>Attend</b>	<b>Avg/Game</b>
Home	12	10670	889
Away	12	62861	5238
Neutral	2	500	250
Total	26	74031	2847



**Seattle University Basketball**  
**Seattle U Team Game-by-Game (as of Feb 15, 2020)**  
**All games**

**TEAM STATISTICS**

Opponent	Date	Score		Total		3-Pointers		Free throws		Rebounds				pf	a	t/o	blk	stl	pts	avg
				fg-fga	pct	3fg-fga	pct	ft-fa	pct	off	def	tot	avg							
PACIFIC LUTHERAN	11/05/19	98-64	W	38-67	.567	8-28	.286	14-19	.737	15	28	43	43.0	14	17	9	3	5	98	98.0
at Washington St.	11/07/19	54-85	L	20-59	.339	1-15	.067	13-19	.684	9	30	39	41.0	14	4	12	4	1	54	76.0
EASTERN WASH.	11/09/19	66-74	L	24-68	.353	3-17	.176	15-22	.682	13	33	46	42.7	24	5	10	0	10	66	72.7
PACIFIC (OR)	11/12/19	115-81	W	34-59	.576	4-20	.200	43-51	.843	8	41	49	44.2	18	23	23	6	5	115	83.2
at Syracuse	11/16/19	67-89	L	23-62	.371	8-25	.320	13-14	.929	9	21	30	41.4	26	14	13	0	8	67	80.0
at Ole Miss	11/19/19	52-65	L	16-56	.286	4-17	.235	16-18	.889	12	19	31	39.7	17	7	12	3	6	52	75.3
vs Bucknell	11/25/19	70-77	L	24-62	.387	6-17	.353	16-20	.800	9	23	32	38.6	21	7	8	1	4	70	74.6
vs Western Mich.	11/26/19	59-55	W	21-57	.368	6-22	.273	11-19	.579	11	24	35	38.1	14	9	8	4	5	59	72.6
IDAHO	11/30/19	74-55	W	28-65	.431	11-33	.333	7-12	.583	8	25	33	37.6	14	11	11	3	10	74	72.8
INCARNATE WORD	12/03/19	81-60	W	23-55	.418	7-22	.318	28-31	.903	16	33	49	38.7	21	12	16	3	6	81	73.6
PORTLAND	12/07/19	73-71	W	26-66	.394	8-23	.348	13-23	.565	14	28	42	39.0	20	12	8	2	4	73	73.5
at Washington	12/17/19	59-81	L	22-61	.361	5-23	.217	10-13	.769	11	19	30	38.2	18	8	10	1	4	59	72.3
FLORIDA A&M	12/21/19	57-71	L	22-62	.355	4-20	.200	9-16	.563	8	16	24	37.2	14	5	9	6	3	57	71.2
LONG BEACH ST.	12/23/19	79-57	W	29-69	.420	9-28	.321	12-14	.857	10	24	34	36.9	17	17	12	4	13	79	71.7
at Saint Mary's (CA)	12/28/19	58-84	L	21-54	.389	5-18	.278	11-13	.846	4	22	26	36.2	16	9	11	4	0	58	70.8
at Kansas City	01/02/20	86-90	Lot	26-76	.342	6-30	.200	28-37	.757	16	32	48	36.9	25	8	14	5	11	86	71.8
at Chicago St.	01/04/20	86-54	W	22-64	.344	14-35	.400	28-33	.848	12	28	40	37.1	20	15	9	3	7	86	72.6
UTAH VALLEY	01/11/20	83-50	W	30-66	.455	11-27	.407	12-16	.750	14	24	38	37.2	25	15	10	7	7	83	73.2
UTRGV	01/16/20	91-74	W	30-62	.484	13-24	.542	18-24	.750	11	26	37	37.2	22	19	8	6	6	91	74.1
NEW MEXICO ST.	01/18/20	67-75	L	23-54	.426	6-22	.273	15-18	.833	7	16	23	36.5	24	8	9	3	3	67	73.8
at Grand Canyon	01/23/20	77-80	L	26-65	.400	6-20	.300	19-25	.760	9	22	31	36.2	27	8	8	3	7	77	73.9
at CSU Bakersfield	01/25/20	86-79	W	26-55	.473	11-26	.423	23-29	.793	11	21	32	36.0	22	11	12	3	3	86	74.5
CALIFORNIA BAPTIST	02/01/20	65-72	L	19-67	.284	7-27	.259	20-25	.800	10	26	36	36.0	23	8	3	2	4	65	74.0
at Utah Valley	02/08/20	87-85	Wot	28-63	.444	6-13	.462	25-35	.714	11	28	39	36.1	25	13	15	5	8	87	74.6
at New Mexico St.	02/13/20	64-72	L	21-56	.375	10-27	.370	12-17	.706	4	25	29	35.8	21	10	7	1	6	64	74.2
at UTRGV	02/15/20	72-79	L	24-64	.375	6-20	.300	18-23	.783	11	26	37	35.9	25	13	13	1	6	72	74.1
Seattle U		1926		646-1614	.400	185-599	.309	449-586	.766	273	660	933	35.9	527	288	280	83	152	1926	74.1
Opponents		1879		631-1505	.419	169-550	.307	448-613	.731	249	720	969	37.3	537	321	359	83	146	1879	72.3

Games played: 26

Points/game: 74.1

FG Pct: 40.0

3FG Pct: 30.9

FT Pct: 76.6

Rebounds/game: 35.9

Assists/game: 11.1

Turnovers/game: 10.8

Assist/turnover ratio: 1.0

Steals/game: 5.8

Blocks/game: 3.2



**Seattle University Basketball**  
**Seattle U Points-Rebounds-Assists (as of Feb 15, 2020)**  
**All games**

Opponent	Date	Score	00 ECONOMOU,R	01 CARTER,MYL	02 HOPKINS,TR	10 NETTLES,AA	11 GRIGSBY,RI	12 DA CAMPO,M	13 MEANS,MORG
PACIFIC LUTHERAN	11/05/19	98-64 W	7-2-0	9-6-0	11-3-0	5-2-2	DNP	8-7-2	DNP
at Washington St.	11/07/19	54-85 L	0-1-0	8-3-0	10-0-0	4-0-1	DNP	1-8-0	7-3-0
EASTERN WASH.	11/09/19	66-74 L	0-0-0	11-6-0	3-1-0	3-0-0	DNP	0-4-1	10-7-0
PACIFIC (OR)	11/12/19	115-81 W	7-4-1	37-15-1	7-6-2	16-2-5	DNP	8-4-6	DNP
at Syracuse	11/16/19	67-89 L	0-0-0	10-10-0	4-1-0	7-3-3	DNP	3-3-3	5-2-5
at Ole Miss	11/19/19	52-65 L	4-0-0	6-5-1	0-1-0	6-0-1	DNP	5-5-0	7-6-1
vs Bucknell	11/25/19	70-77 L	DNP	9-9-0	0-0-0	10-3-1	2-3-0	0-1-0	13-8-4
vs Western Mich.	11/26/19	59-55 W	0-0-0	14-10-0	0-0-0	1-1-1	3-1-0	5-3-0	7-5-0
IDAHO	11/30/19	74-55 W	0-0-0	7-10-0	DNP	15-1-0	0-2-0	10-2-2	9-5-4
INCARNATE WORD	12/03/19	81-60 W	2-2-0	5-4-1	1-1-0	3-1-0	22-10-0	2-3-0	13-5-4
PORTLAND	12/07/19	73-71 W	DNP	6-7-1	DNP	0-1-0	6-6-2	2-2-1	18-5-3
at Washington	12/17/19	59-81 L	DNP	2-2-0	DNP	6-1-1	8-5-2	5-3-1	13-4-1
FLORIDA A&M	12/21/19	57-71 L	0-0-0	DNP	0-2-0	5-0-0	15-4-1	6-8-0	10-4-1
LONG BEACH ST.	12/23/19	79-57 W	2-1-0	13-5-0	0-0-0	6-1-0	10-8-0	0-2-0	14-8-8
at Saint Mary's (CA)	12/28/19	58-84 L	0-0-0	9-6-0	0-0-0	0-0-0	3-1-0	9-3-0	11-6-6
at Kansas City	01/02/20	86-90 L	DNP	11-9-0	DNP	17-5-0	15-10-0	0-3-0	21-9-3
at Chicago St.	01/04/20	86-54 W	9-0-0	6-4-0	3-2-1	5-2-1	7-10-0	18-8-1	7-3-4
UTAH VALLEY	01/11/20	83-50 W	0-0-0	5-5-0	DNP	8-3-0	17-8-0	9-8-3	9-4-3
UTRGV	01/16/20	91-74 W	DNP	17-11-0	DNP	6-6-3	15-5-0	11-7-2	22-1-4
NEW MEXICO ST.	01/18/20	67-75 L	0-0-0	6-2-0	DNP	0-0-0	2-4-1	4-4-0	10-3-2
at Grand Canyon	01/23/20	77-80 L	0-0-0	9-11-0	DNP	2-0-0	4-3-2	2-3-1	10-6-1
at CSU Bakersfield	01/25/20	86-79 W	DNP	1-1-0	DNP	3-0-2	13-6-1	14-1-0	19-13-4
CALIFORNIA BAPTIST	02/01/20	65-72 L	0-2-0	6-11-0	DNP	8-0-0	7-5-0	10-6-0	13-4-2
at Utah Valley	02/08/20	87-85 W	2-1-0	6-11-0	DNP	3-3-0	11-5-0	10-4-0	19-2-6
at New Mexico St.	02/13/20	64-72 L	DNP	2-8-0	DNP	6-1-0	9-3-1	10-3-2	10-4-3
at UTRGV	02/15/20	72-79 L	DNP	11-6-1	2-0-0	9-5-2	9-3-1	6-4-1	17-10-5

Opponent	Date	Score	21 DALLAS,JOR	23 BROWN,TERR	24 JONES,DELA	33 HAUGE,MIKK	34 HUNDAL,ANA	35 PINSKUS,DO
PACIFIC LUTHERAN	11/05/19	98-64 W	10-5-0	16-8-9	15-1-1	7-1-2	6-3-0	4-1-1
at Washington St.	11/07/19	54-85 L	0-1-0	24-8-2	0-4-1	0-1-0	0-0-0	0-0-0
EASTERN WASH.	11/09/19	66-74 L	2-3-0	31-13-4	6-3-0	DNP	0-0-0	DNP
PACIFIC (OR)	11/12/19	115-81 W	7-2-0	19-4-6	8-5-0	2-0-1	4-4-1	0-1-0
at Syracuse	11/16/19	67-89 L	3-1-0	23-7-3	12-1-0	0-0-0	0-2-0	0-0-0
at Ole Miss	11/19/19	52-65 L	0-2-0	17-1-4	7-6-0	0-0-0	0-1-0	DNP
vs Bucknell	11/25/19	70-77 L	0-0-0	29-3-2	7-5-0	DNP	0-0-0	DNP
vs Western Mich.	11/26/19	59-55 W	0-0-0	17-8-8	12-6-0	DNP	DNP	DNP
IDAHO	11/30/19	74-55 W	11-1-0	20-7-4	2-4-1	DNP	0-1-0	DNP
INCARNATE WORD	12/03/19	81-60 W	7-5-1	14-10-5	7-2-1	0-0-0	5-3-0	0-1-0
PORTLAND	12/07/19	73-71 W	5-2-0	20-10-3	16-6-2	DNP	0-0-0	DNP
at Washington	12/17/19	59-81 L	0-4-0	21-7-2	4-1-1	DNP	DNP	DNP
FLORIDA A&M	12/21/19	57-71 L	0-2-0	18-4-3	3-0-0	DNP	DNP	DNP
LONG BEACH ST.	12/23/19	79-57 W	5-4-0	15-1-9	11-4-0	3-0-0	DNP	0-0-0
at Saint Mary's (CA)	12/28/19	58-84 L	0-0-0	22-7-3	2-1-0	2-0-0	DNP	DNP
at Kansas City	01/02/20	86-90 L	0-0-0	20-9-4	2-0-1	DNP	DNP	DNP
at Chicago St.	01/04/20	86-54 W	2-1-0	14-8-7	14-1-0	0-0-1	1-1-0	0-0-0
UTAH VALLEY	01/11/20	83-50 W	3-1-1	12-5-8	13-1-0	2-1-0	5-0-0	0-0-0
UTRGV	01/16/20	91-74 W	DNP	8-6-9	12-0-1	DNP	DNP	DNP
NEW MEXICO ST.	01/18/20	67-75 L	6-2-0	25-5-5	11-2-0	DNP	3-1-0	DNP
at Grand Canyon	01/23/20	77-80 L	0-1-0	31-4-4	19-0-0	DNP	DNP	DNP
at CSU Bakersfield	01/25/20	86-79 W	8-3-0	21-3-3	4-1-1	DNP	3-0-0	DNP
CALIFORNIA BAPTIST	02/01/20	65-72 L	7-1-0	14-5-5	0-2-1	DNP	DNP	DNP
at Utah Valley	02/08/20	87-85 W	5-2-0	28-9-6	3-0-1	DNP	DNP	DNP
at New Mexico St.	02/13/20	64-72 L	6-3-0	16-5-4	5-0-0	DNP	DNP	DNP
at UTRGV	02/15/20	72-79 L	0-1-0	18-5-2	0-0-1	DNP	0-0-0	DNP



## #00 Economou, Rip

Opponent	Date	gs	min	Total		3-Pointers		Free throws		Rebounds				pf	a	t/o	blk	stl	pts	avg	
				fg-fga	pct	3fg-fga	pct	ft-fga	pct	off	def	tot	avg								
PACIFIC LUTHERAN	11/05/19	*	26	3-9	.333	1-7	.143	0-0	.000	0	2	2	2.0	2	0	0	0	3	7	7.0	
at Washington St.	11/07/19		10	0-1	.000	0-1	.000	0-0	.000	1	0	1	1.5	2	0	0	0	0	0	3.5	
EASTERN WASH.	11/09/19		1	0-0	.000	0-0	.000	0-0	.000	0	0	0	1.0	0	0	0	0	0	0	2.3	
PACIFIC (OR)	11/12/19	*	22	3-8	.375	1-4	.250	0-0	.000	0	4	4	1.8	0	1	3	0	0	7	3.5	
at Syracuse	11/16/19		7	0-3	.000	0-3	.000	0-0	.000	0	0	0	1.4	3	0	0	0	0	0	2.8	
at Ole Miss	11/19/19		1	1-1	1.000	0-0	.000	2-2	1.000	0	0	0	1.2	0	0	0	0	0	4	3.0	
vs Western Mich.	11/26/19		2	0-1	.000	0-0	.000	0-0	.000	0	0	0	1.0	0	0	0	0	0	0	2.6	
IDAHO	11/30/19		3	0-0	.000	0-0	.000	0-0	.000	0	0	0	0.9	2	0	0	0	0	0	2.3	
INCARNATE WORD	12/03/19		6	1-3	.333	0-2	.000	0-0	.000	0	2	2	1.0	0	0	1	0	0	2	2.2	
FLORIDA A&M	12/21/19		3	0-0	.000	0-0	.000	0-0	.000	0	0	0	0.9	1	0	1	1	0	0	2.0	
LONG BEACH ST.	12/23/19		3	1-2	.500	0-1	.000	0-0	.000	1	0	1	0.9	0	0	1	2	1	2	2.0	
at Saint Mary's (CA)	12/28/19		2	0-0	.000	0-0	.000	0-0	.000	0	0	0	0.8	0	0	0	0	0	0	1.8	
at Chicago St.	01/04/20		8	3-5	.600	3-4	.750	0-0	.000	0	0	0	0.8	0	0	0	0	0	9	2.4	
UTAH VALLEY	01/11/20		4	0-1	.000	0-1	.000	0-0	.000	0	0	0	0.7	1	0	1	0	0	0	2.2	
NEW MEXICO ST.	01/18/20		1	0-0	.000	0-0	.000	0-0	.000	0	0	0	0.7	0	0	0	0	0	0	2.1	
at Grand Canyon	01/23/20		1	0-0	.000	0-0	.000	0-0	.000	0	0	0	0.6	0	0	0	0	0	0	1.9	
CALIFORNIA BAPTIST	02/01/20		5	0-0	.000	0-0	.000	0-0	.000	1	1	2	0.7	0	0	0	0	0	0	1.8	
at Utah Valley	02/08/20		3	1-1	1.000	0-0	.000	0-0	.000	1	0	1	0.7	1	0	0	0	0	2	1.8	
Totals			2	108	13-35	.371	5-23	.217	2-2	1.000	4	9	13	0.7	12	1	7	3	4	33	1.8

Games played: 18

Minutes/game: 6.0

Points/game: 1.8

FG Pct: 37.1

3FG Pct: 21.7

FT Pct: 100.0

Rebounds/game: 0.7

Assists/game: 0.1

Turnovers/game: 0.4

Assist/turnover ratio: 0.1

Steals/game: 0.2

Blocks/game: 0.2

## CAREER STATS

			Total		3-Point		Rebounds										
Year	GP-GS	Min/Avg	FG-FGA	Pct	FG-FGA	Pct	FT-FTA	Pct	Off-Def	Tot	Avg	PF-FO	Ast	TO	Blk	Stl	Pts/Avg
2018-19	15-0	64/4.3	7-27	.259	6-24	.250	3-5	.600	4-2	6	0.4	15-0	0	2	1	0	23/1.5
2019-20	18-2	108/6.0	13-35	.371	5-23	.217	2-2	1.000	4-9	13	0.7	12-0	1	7	3	4	33/1.8
TOTAL	33-2	172/5.2	20-62	.323	11-47	.234	5-7	.714	8-11	19	0.6	27-0	1	9	4	4	56/1.7

## SINGLE-GAME HIGHS

Points: 9, at Chicago St. -- 01/04/20 ; Prairie View -- 12/20/18

Rebounds: 4, Pacific (OR) -- 11/12/19

Assists: 1, Pacific (OR) -- 11/12/19

Steals: 3, Pacific Lutheran -- 11/05/19 ; Pacific Lutheran -- 11/05/19

Blocks: 2, Long Beach St. -- 12/23/19

FG made: 3, 5 times

FG attempts: 9, Pacific Lutheran -- 11/05/19 ; Pacific Lutheran -- 11/05/19

3FG made: 3, at Chicago St. -- 01/04/20 ; Prairie View -- 12/20/18

3FG attempts: 7, Pacific Lutheran -- 11/05/19 ; Pacific Lutheran -- 11/05/19

FT made: 2, at CSU Bakersfield -- 01/03/19 ; at Ole Miss -- 11-19-19

FT attempts: 2, at CSU Bakersfield -- 01/03/19 ; at Ole Miss -- 11-19-19 ; Puget Sound -- 11/08/18





## #01 Carter, Myles

Opponent	Date	gs	min	Total		3-Pointers		Free throws		Rebounds				pf	a	t/o	blk	stl	pts	avg	
				fg-fga	pct	3fg-fga	pct	ft-fa	pct	off	def	tot	avg								
PACIFIC LUTHERAN	11/05/19	*	18	3-4	.750	0-1	.000	3-4	.750	1	5	6	6.0	1	0	2	1	0	9	9.0	
at Washington St.	11/07/19	*	30	3-7	.429	0-1	.000	2-2	1.000	2	1	3	4.5	0	0	1	4	0	8	8.5	
EASTERN WASH.	11/09/19	*	27	4-8	.500	0-0	.000	3-4	.750	1	5	6	5.0	4	0	1	0	2	11	9.3	
PACIFIC (OR)	11/12/19	*	31	11-12	.917	0-0	.000	15-17	.882	4	11	15	7.5	4	1	4	2	1	37	16.3	
at Syracuse	11/16/19	*	35	4-11	.364	0-0	.000	2-2	1.000	4	6	10	8.0	1	0	3	0	0	10	15.0	
at Ole Miss	11/19/19	*	30	1-3	.333	0-0	.000	4-4	1.000	1	4	5	7.5	4	1	1	2	2	6	13.5	
vs Bucknell	11/25/19	*	35	4-6	.667	1-1	1.000	0-0	.000	3	6	9	7.7	4	0	2	0	0	9	12.9	
vs Western Mich.	11/26/19	*	33	4-10	.400	0-0	.000	6-10	.600	4	6	10	8.0	2	0	4	3	1	14	13.0	
IDAHO	11/30/19	*	32	3-5	.600	0-1	.000	1-5	.200	3	7	10	8.2	1	0	3	0	0	7	12.3	
INCARNATE WORD	12/03/19	*	19	1-6	.167	0-1	.000	3-4	.750	1	3	4	7.8	4	1	2	2	0	5	11.6	
PORTLAND	12/07/19	*	22	2-5	.400	0-1	.000	2-4	.500	3	4	7	7.7	3	1	2	1	0	6	11.1	
at Washington	12/17/19	*	18	1-3	.333	0-0	.000	0-0	.000	0	2	2	7.3	2	0	1	0	0	2	10.3	
LONG BEACH ST.	12/23/19		23	4-9	.444	0-0	.000	5-6	.833	1	4	5	7.1	2	0	2	1	1	13	10.5	
at Saint Mary's (CA)	12/28/19	*	27	4-9	.444	1-1	1.000	0-0	.000	1	5	6	7.0	2	0	5	3	0	9	10.4	
at Kansas City	01/02/20	*	33	5-8	.625	0-0	.000	1-1	1.000	5	4	9	7.1	5	0	0	1	1	11	10.5	
at Chicago St.	01/04/20	*	22	2-5	.400	0-0	.000	2-4	.500	1	3	4	6.9	4	0	2	2	2	6	10.2	
UTAH VALLEY	01/11/20	*	29	1-7	.143	0-1	.000	3-6	.500	1	4	5	6.8	2	0	0	4	0	5	9.9	
UTRGV	01/16/20	*	29	6-13	.462	0-0	.000	5-7	.714	2	9	11	7.1	5	0	1	2	0	17	10.3	
NEW MEXICO ST.	01/18/20	*	19	1-1	1.000	0-0	.000	4-5	.800	0	2	2	6.8	5	0	0	0	1	6	10.1	
at Grand Canyon	01/23/20	*	36	3-5	.600	0-0	.000	3-5	.600	4	7	11	7.0	3	0	4	1	1	9	10.0	
at CSU Bakersfield	01/25/20		4	0-0	.000	0-0	.000	1-4	.250	0	1	1	6.7	0	0	0	1	0	1	9.6	
CALIFORNIA BAPTIST	02/01/20		25	2-3	.667	0-0	.000	2-4	.500	3	8	11	6.9	1	0	1	0	1	6	9.4	
at Utah Valley	02/08/20		30	2-2	1.000	0-0	.000	2-2	1.000	1	10	11	7.1	3	0	2	3	0	6	9.3	
at New Mexico St.	02/13/20		23	1-1	1.000	0-0	.000	0-2	.000	0	8	8	7.1	2	0	1	0	0	2	9.0	
at UTRGV	02/15/20	*	30	5-8	.625	0-0	.000	1-3	.333	2	4	6	7.1	3	1	1	0	3	11	9.0	
Totals			20	660	77-151	.510	2-8	.250	70-105	.667	48	129	177	7.1	67	5	45	33	16	226	9.0

Games played: 25  
 Minutes/game: 26.4  
 Points/game: 9.0  
 FG Pct: 51.0  
 3FG Pct: 25.0  
 FT Pct: 66.7

Rebounds/game: 7.1  
 Assists/game: 0.2  
 Turnovers/game: 1.8  
 Assist/turnover ratio: 0.1  
 Steals/game: 0.6  
 Blocks/game: 1.3

## CAREER STATS

			Total		3-Point		Rebounds										
Year	GP-GS	Min/Avg	FG-FGA	Pct	FG-FGA	Pct	FT-FTA	Pct	Off-Def	Tot	Avg	PF-FO	Ast	TO	Blk	Stl	Pts/Avg
2015-16*	9-0	32/3.6	2-2	1.000	0-0	.000	1-4	.250	3-3	6	0.7	5-0	1	3	1	0	5/0.6
2016-17*	5-0	33/6.6	2-7	.286	0-0	.000	0-1	.000	2-5	7	1.4	17-0	8	13	0	11	4/0.8
2018-19	33-33	974/29.5	163-342	.477	6-15	.400	94-151	.623	77-183	260	7.9	121-9	16	74	60	5	426/12.9
2019-20	25-20	660/26.4	77-151	.510	2-8	.250	70-105	.667	48-129	177	7.1	67-3	5	45	33	16	226/9.0
TOTAL	58-53	1634/28.2	240-493	.487	8-23	.348	164-256	.641	125-312	437	7.5	188-12	21	119	93	21	652/11.2
All*	72-53	1699/23.6	244-502	.486	8-23	.348	165-261	.632	130-320	450	6.3	210-12	30	135	94	32	661/9.2

\* Statistics from prior team/school

## SINGLE-GAME HIGHS

Points: 37, Pacific (OR) -- 11/12/19  
 Rebounds: 15, UTRGV -- 01/19/19 ; Pacific (OR) -- 11/12/19  
 Assists: 2, 5 times  
 Steals: 2, at Ole Miss -- 11-19-19 ; Eastern Wash. -- 11/09/19 ; at Portland -- 12/17/18  
 Blocks: 7, Northwest (WA) -- 11/28/18  
 FG made: 11, Pacific (OR) -- 11/12/19 ; at California -- 12/29/18  
 FG attempts: 19, UTRGV -- 01/19/19  
 3FG made: 1, 7 times  
 3FG attempts: 3, Utah Valley -- 02/26/19  
 FT made: 15, Pacific (OR) -- 11/12/19  
 FT attempts: 17, Pacific (OR) -- 11/12/19



## #02 Hopkins, Trey

Opponent	Date	gs	min	Total		3-Pointers		Free throws		Rebounds				pf	a	t/o	blk	stl	pts	avg
				fg-fga	pct	3fg-fga	pct	ft-fa	pct	off	def	tot	avg							
PACIFIC LUTHERAN	11/05/19	*	27	5-10	.500	0-4	.000	1-2	.500	2	1	3	3.0	3	0	1	0	1	11	11.0
at Washington St.	11/07/19		13	3-5	.600	0-1	.000	4-4	1.000	0	0	0	1.5	0	0	0	0	10	10.5	
EASTERN WASH.	11/09/19		20	1-6	.167	0-4	.000	1-2	.500	0	1	1	1.3	1	0	0	0	1	3	8.0
PACIFIC (OR)	11/12/19		19	3-8	.375	1-4	.250	0-0	.000	0	6	6	2.5	1	2	3	0	1	7	7.8
at Syracuse	11/16/19		4	1-1	1.000	0-0	.000	2-2	1.000	1	0	1	2.2	0	0	0	0	4	7.0	
at Ole Miss	11/19/19		7	0-0	.000	0-0	.000	0-0	.000	0	1	1	2.0	1	0	0	0	0	5.8	
vs Bucknell	11/25/19		0	0-0	.000	0-0	.000	0-0	.000	0	0	0	1.7	0	0	0	0	0	5.0	
vs Western Mich.	11/26/19		3	0-0	.000	0-0	.000	0-0	.000	0	0	0	1.5	0	0	0	0	0	4.4	
INCARNATE WORD	12/03/19		5	0-1	.000	0-1	.000	1-2	.500	0	1	1	1.4	3	0	0	0	1	4.0	
FLORIDA A&M	12/21/19		7	0-0	.000	0-0	.000	0-0	.000	0	2	2	1.5	1	0	0	0	0	3.6	
LONG BEACH ST.	12/23/19		6	0-2	.000	0-1	.000	0-0	.000	0	0	0	1.4	3	0	0	0	0	3.3	
at Saint Mary's (CA)	12/28/19		4	0-0	.000	0-0	.000	0-0	.000	0	0	0	1.3	1	0	0	0	0	3.0	
at Chicago St.	01/04/20		7	1-4	.250	1-2	.500	0-0	.000	1	1	2	1.3	0	1	0	0	1	3	3.0
at UTRGV	02/15/20		0	0-0	.000	0-0	.000	2-2	1.000	0	0	0	1.2	0	0	1	0	0	2	2.9
Totals		1	122	14-37	.378	2-17	.118	11-14	.786	4	13	17	1.2	14	3	5	0	4	41	2.9

Games played: 14

Minutes/game: 8.7

Points/game: 2.9

FG Pct: 37.8

3FG Pct: 11.8

FT Pct: 78.6

Rebounds/game: 1.2

Assists/game: 0.2

Turnovers/game: 0.4

Assist/turnover ratio: 0.6

Steals/game: 0.3

## CAREER STATS

			Total		3-Point		Rebounds										
Year	GP-GS	Min/Avg	FG-FGA	Pct	FG-FGA	Pct	FT-FTA	Pct	Off-Def	Tot	Avg	PF-FO	Ast	TO	Blk	Stl	Pts/Avg
2018-19	18-2	136/7.6	17-40	.425	3-16	.188	3-5	.600	11-10	21	1.2	14-0	4	7	0	2	40/2.2
2019-20	14-1	122/8.7	14-37	.378	2-17	.118	11-14	.786	4-13	17	1.2	14-0	3	5	0	4	41/2.9
TOTAL	32-3	258/8.1	31-77	.403	5-33	.152	14-19	.737	15-23	38	1.2	28-0	7	12	0	6	81/2.5

## SINGLE-GAME HIGHS

Points: 12, Northwest (WA) -- 11/28/18

Rebounds: 6, Pacific (OR) -- 11/12/19

Assists: 2, California Baptist -- 02/02/19 ; Pacific (OR) -- 11/12/19

Steals: 1, 6 times

FG made: 5, Pacific Lutheran -- 11/05/19 ; Northwest (WA) -- 11/28/18

FG attempts: 10, Pacific Lutheran -- 11/05/19

3FG made: 2, Northwest (WA) -- 11/28/18

3FG attempts: 4, 4 times

FT made: 4, at Washington St. -- 11/07/19

FT attempts: 4, at Washington St. -- 11/07/19



## #10 Nettles, Aaron

Opponent	Date	gs	min	Total		3-Pointers		Free throws		Rebounds				pf	a	t/o	blk	stl	pts	avg
				fg-fga	pct	3fg-fga	pct	ft-fa	pct	off	def	tot	avg							
PACIFIC LUTHERAN	11/05/19		19	2-8	.250	1-5	.200	0-0	.000	1	1	2	2.0	2	2	0	0	0	5	5.0
at Washington St.	11/07/19		13	1-3	.333	0-1	.000	2-3	.667	0	0	0	1.0	0	1	0	0	0	4	4.5
EASTERN WASH.	11/09/19		21	1-2	.500	0-1	.000	1-2	.500	0	0	0	0.7	0	0	1	0	1	3	4.0
PACIFIC (OR)	11/12/19		21	0-4	.000	0-4	.000	16-18	.889	0	2	2	1.0	4	5	0	0	1	16	7.0
at Syracuse	11/16/19		23	2-3	.667	2-3	.667	1-1	1.000	1	2	3	1.4	1	3	2	0	1	7	7.0
at Ole Miss	11/19/19		27	2-9	.222	2-5	.400	0-0	.000	0	0	0	1.2	1	1	1	0	0	6	6.8
vs Bucknell	11/25/19		23	2-5	.400	2-4	.500	4-5	.800	1	2	3	1.4	3	1	0	0	1	10	7.3
vs Western Mich.	11/26/19		12	0-1	.000	0-1	.000	1-2	.500	0	1	1	1.4	0	1	0	0	0	1	6.5
IDAHO	11/30/19		31	6-16	.375	3-10	.300	0-0	.000	0	1	1	1.3	2	0	0	0	4	15	7.4
INCARNATE WORD	12/03/19		11	1-2	.500	1-2	.500	0-0	.000	0	1	1	1.3	0	0	1	0	0	3	7.0
PORTLAND	12/07/19		11	0-0	.000	0-0	.000	0-0	.000	0	1	1	1.3	0	0	0	0	0	0	6.4
at Washington	12/17/19		17	2-4	.500	2-4	.500	0-0	.000	1	0	1	1.3	0	1	1	0	1	6	6.3
FLORIDA A&M	12/21/19		28	2-7	.286	1-5	.200	0-0	.000	0	0	0	1.2	0	0	0	0	0	5	6.2
LONG BEACH ST.	12/23/19		20	2-6	.333	2-6	.333	0-0	.000	0	1	1	1.1	2	0	2	0	2	6	6.2
at Saint Mary's (CA)	12/28/19		8	0-1	.000	0-1	.000	0-0	.000	0	0	0	1.1	0	0	0	0	0	0	5.8
at Kansas City	01/02/20	*	45	6-11	.545	5-9	.556	0-2	.000	1	4	5	1.3	3	0	3	0	2	17	6.5
at Chicago St.	01/04/20	*	18	1-3	.333	1-3	.333	2-2	1.000	0	2	2	1.4	3	1	0	0	1	5	6.4
UTAH VALLEY	01/11/20	*	29	2-6	.333	2-6	.333	2-2	1.000	1	2	3	1.4	5	0	0	1	1	8	6.5
UTRGV	01/16/20	*	29	2-7	.286	2-5	.400	0-0	.000	1	5	6	1.7	2	3	1	0	0	6	6.5
NEW MEXICO ST.	01/18/20	*	13	0-1	.000	0-1	.000	0-0	.000	0	0	0	1.6	0	0	0	0	0	0	6.2
at Grand Canyon	01/23/20	*	8	0-1	.000	0-1	.000	2-2	1.000	0	0	0	1.5	2	0	0	0	0	2	6.0
at CSU Bakersfield	01/25/20	*	12	1-2	.500	1-2	.500	0-0	.000	0	0	0	1.5	1	2	1	0	0	3	5.8
CALIFORNIA BAPTIST	02/01/20	*	19	2-4	.500	2-4	.500	2-2	1.000	0	0	0	1.4	1	0	0	0	0	8	5.9
at Utah Valley	02/08/20		25	1-5	.200	1-3	.333	0-0	.000	0	3	3	1.5	3	0	0	0	1	3	5.8
at New Mexico St.	02/13/20		19	2-3	.667	2-3	.667	0-0	.000	0	1	1	1.4	1	0	1	0	0	6	5.8
at UTRGV	02/15/20	*	35	3-8	.375	3-7	.429	0-0	.000	1	4	5	1.6	2	2	0	0	0	9	5.9
Totals		9	537	43-122	.352	35-96	.365	33-41	.805	8	33	41	1.6	38	23	14	1	16	154	5.9

Games played: 26  
 Minutes/game: 20.7  
 Points/game: 5.9  
 FG Pct: 35.2  
 3FG Pct: 36.5  
 FT Pct: 80.5

Rebounds/game: 1.6  
 Assists/game: 0.9  
 Turnovers/game: 0.5  
 Assist/turnover ratio: 1.6  
 Steals/game: 0.6  
 Blocks/game: 0.0

## CAREER STATS

		Total			3-Point			Rebounds									
Year	GP-GS	Min/Avg	FG-FGA	Pct	FG-FGA	Pct	FT-FTA	Pct	Off-Def	Tot	Avg	PF-FO	Ast	TO	Blk	Stl	Pts/Avg
2017-18	32-2	244/7.6	25-60	.417	20-52	.385	13-17	.765	4-17	21	0.7	21-0	9	10	0	6	83/2.6
2018-19	29-3	366/12.6	29-62	.468	22-50	.440	10-14	.714	2-16	18	0.6	39-0	11	13	0	16	90/3.1
2019-20	26-9	537/20.7	43-122	.352	35-96	.365	33-41	.805	8-33	41	1.6	38-1	23	14	1	16	154/5.9
TOTAL	87-14	1147/13.2	97-244	.398	77-198	.389	56-72	.778	14-66	80	0.9	98-1	43	37	1	38	327/3.8

## SINGLE-GAME HIGHS

Points: 20, Pacific Lutheran -- 12/04/17  
 Rebounds: 6, UTRGV -- 01/16/20  
 Assists: 5, Pacific (OR) -- 11/12/19  
 Steals: 4, Idaho -- 11/30/19  
 Blocks: 1, Utah Valley -- 01/11/20  
 FG made: 7, Pacific Lutheran -- 12/04/17  
 FG attempts: 16, Idaho -- 11/30/19  
 3FG made: 6, Pacific Lutheran -- 12/04/17  
 3FG attempts: 12, Pacific Lutheran -- 12/04/17  
 FT made: 16, Pacific (OR) -- 11/12/19  
 FT attempts: 18, Pacific (OR) -- 11/12/19



## #11 Grigsby, Riley

Opponent	Date	gs	min	Total		3-Pointers		Free throws		Rebounds				pf	a	t/o	blk	stl	pts	avg
				fg-fga	pct	3fg-fga	pct	ft-fa	pct	off	def	tot	avg							
at Ole Miss	11/19/19		dnp	-	-	-	-	-	-	-	-	-	-	-	-	-	-	-	-	
vs Bucknell	11/25/19		27	1-5	.200	0-2	.000	0-0	.000	1	2	3	3.0	4	0	2	1	0	2	2.0
vs Western Mich.	11/26/19	*	22	1-5	.200	0-4	.000	1-2	.500	0	1	1	2.0	3	0	1	0	0	3	2.5
IDAHO	11/30/19	*	6	0-1	.000	0-0	.000	0-0	.000	0	2	2	2.0	1	0	1	2	0	0	1.7
INCARNATE WORD	12/03/19	*	31	6-9	.667	3-5	.600	7-7	1.000	4	6	10	4.0	3	0	3	1	2	22	6.8
PORTLAND	12/07/19	*	29	2-9	.222	0-7	.000	2-4	.500	1	5	6	4.4	3	2	1	0	1	6	6.6
at Washington	12/17/19	*	28	2-5	.400	1-4	.250	3-4	.750	1	4	5	4.5	2	2	1	0	0	8	6.8
FLORIDA A&M	12/21/19	*	32	5-11	.455	1-3	.333	4-5	.800	1	3	4	4.4	3	1	2	1	2	15	8.0
LONG BEACH ST.	12/23/19	*	33	4-13	.308	0-7	.000	2-2	1.000	1	7	8	4.9	1	0	1	0	0	10	8.3
at Saint Mary's (CA)	12/28/19	*	22	1-4	.250	0-3	.000	1-1	1.000	0	1	1	4.4	3	0	4	0	0	3	7.7
at Kansas City	01/02/20	*	47	4-12	.333	0-6	.000	7-9	.778	3	7	10	5.0	1	0	0	2	2	15	8.4
at Chicago St.	01/04/20	*	29	1-9	.111	0-6	.000	5-6	.833	2	8	10	5.5	4	0	2	1	1	7	8.3
UTAH VALLEY	01/11/20	*	25	6-11	.545	3-5	.600	2-3	.667	4	4	8	5.7	3	0	0	0	2	17	9.0
UTRGV	01/16/20	*	25	6-9	.667	3-5	.600	0-0	.000	1	4	5	5.6	5	0	0	1	0	15	9.5
NEW MEXICO ST.	01/18/20	*	32	0-5	.000	0-3	.000	2-2	1.000	0	4	4	5.5	1	1	0	3	0	2	8.9
at Grand Canyon	01/23/20	*	28	1-8	.125	1-5	.200	1-2	.500	1	2	3	5.3	4	2	2	0	1	4	8.6
at CSU Bakersfield	01/25/20		37	4-10	.400	3-6	.500	2-4	.500	1	5	6	5.4	2	1	1	0	0	13	8.9
CALIFORNIA BAPTIST	02/01/20		23	2-10	.200	0-3	.000	3-3	1.000	2	3	5	5.4	4	0	0	2	0	7	8.8
at Utah Valley	02/08/20	*	23	3-6	.500	0-0	.000	5-10	.500	4	1	5	5.3	3	0	3	0	0	11	8.9
at New Mexico St.	02/13/20	*	18	3-7	.429	2-5	.400	1-2	.500	1	2	3	5.2	4	1	0	0	0	9	8.9
at UTRGV	02/15/20	*	24	3-5	.600	1-2	.500	2-2	1.000	0	3	3	5.1	3	1	1	0	1	9	8.9
Totals		17	541	55-154	.357	18-81	.222	50-68	.735	28	74	102	5.1	57	11	25	14	12	178	8.9

Games played: 20  
Minutes/game: 27.1  
Points/game: 8.9  
FG Pct: 35.7  
3FG Pct: 22.2  
FT Pct: 73.5

Rebounds/game: 5.1  
Assists/game: 0.6  
Turnovers/game: 1.3  
Assist/turnover ratio: 0.4  
Steals/game: 0.6  
Blocks/game: 0.7

## CAREER STATS

			Total		3-Point		Rebounds										
Year	GP-GS	Min/Avg	FG-FGA	Pct	FG-FGA	Pct	FT-FTA	Pct	Off-Def	Tot	Avg	PF-FO	Ast	TO	Blk	Stl	Pts/Avg
2018-19	30-7	517/17.2	46-96	.479	9-30	.300	28-39	.718	19-58	77	2.6	75-2	16	17	20	8	129/4.3
2019-20	20-17	541/27.1	55-154	.357	18-81	.222	50-68	.735	28-74	102	5.1	57-1	11	25	14	12	178/8.9
TOTAL	50-24	1058/21.2	101-250	.404	27-111	.243	78-107	.729	47-132	179	3.6	132-3	27	42	34	20	307/6.1

## SINGLE-GAME HIGHS

Points: 22, Incarnate Word -- 12/03/19  
Rebounds: 10, at Kansas City -- 01/02/20 ; at Chicago St. -- 01/04/20 ; Incarnate Word -- 12/03/19  
Assists: 3, UMKC -- 02/21/19  
Steals: 2, 5 times  
Blocks: 3, Omaha -- 12/06/18  
FG made: 6, Utah Valley -- 01/11/20 ; Incarnate Word -- 12/03/19  
FG attempts: 12, at Kansas City -- 01/02/20 ; Long Beach St. -- 12/23/19  
3FG made: 3, Utah Valley -- 01/11/20 ; UMKC -- 02/21/19 ; Incarnate Word -- 12/03/19  
3FG attempts: 7, Portland -- 12/07/19  
FT made: 7, at Kansas City -- 01/02/20 ; Incarnate Word -- 12/03/19  
FT attempts: 10, at Utah Valley -- 02/08/20





## #12 Da Campo, Mattia

Opponent	Date	gs	min	Total		3-Pointers		Free throws		Rebounds				pf	a	t/o	blk	stl	pts	avg
				fg-fga	pct	3fg-fga	pct	ft-fa	pct	off	def	tot	avg							
PACIFIC LUTHERAN	11/05/19		19	4-6	.667	0-0	.000	0-0	.000	4	3	7	7.0	2	2	1	0	0	8	8.0
at Washington St.	11/07/19	*	27	0-1	.000	0-1	.000	1-3	.333	1	7	8	7.5	2	0	1	0	1	1	4.5
EASTERN WASH.	11/09/19	*	22	0-3	.000	0-2	.000	0-0	.000	1	3	4	6.3	3	1	0	0	0	0	3.0
PACIFIC (OR)	11/12/19		22	1-1	1.000	0-0	.000	6-8	.750	3	1	4	5.8	2	6	0	0	0	8	4.3
at Syracuse	11/16/19		19	1-1	1.000	1-1	1.000	0-0	.000	0	3	3	5.2	5	3	0	0	2	3	4.0
at Ole Miss	11/19/19	*	31	2-4	.500	1-2	.500	0-0	.000	3	2	5	5.2	2	0	2	1	2	5	4.2
vs Bucknell	11/25/19	*	11	0-4	.000	0-4	.000	0-0	.000	0	1	1	4.6	3	0	1	0	1	0	3.6
vs Western Mich.	11/26/19		22	2-4	.500	1-3	.333	0-0	.000	1	2	3	4.4	3	0	0	0	2	5	3.8
IDAHO	11/30/19		24	3-4	.750	1-1	1.000	3-4	.750	1	1	2	4.1	2	2	1	0	1	10	4.4
INCARNATE WORD	12/03/19		15	1-1	1.000	0-0	.000	0-0	.000	2	1	3	4.0	1	0	2	0	0	2	4.2
PORTLAND	12/07/19		18	1-2	.500	0-0	.000	0-0	.000	1	1	2	3.8	4	1	0	0	0	2	4.0
at Washington	12/17/19		23	2-5	.400	0-1	.000	1-2	.500	2	1	3	3.8	4	1	1	0	0	5	4.1
FLORIDA A&M	12/21/19		26	2-5	.400	0-0	.000	2-4	.500	4	4	8	4.1	0	0	1	1	0	6	4.2
LONG BEACH ST.	12/23/19		8	0-2	.000	0-0	.000	0-0	.000	1	1	2	3.9	0	0	1	0	0	0	3.9
at Saint Mary's (CA)	12/28/19		26	3-4	.750	3-4	.750	0-0	.000	1	2	3	3.9	2	0	0	0	0	9	4.3
at Kansas City	01/02/20		24	0-4	.000	0-2	.000	0-0	.000	2	1	3	3.8	3	0	1	0	0	0	4.0
at Chicago St.	01/04/20		28	4-11	.364	2-5	.400	8-9	.889	4	4	8	4.1	3	1	0	0	1	18	4.8
UTAH VALLEY	01/11/20	*	31	4-9	.444	1-4	.250	0-0	.000	3	5	8	4.3	3	3	2	1	0	9	5.1
UTRGV	01/16/20		25	2-5	.400	2-3	.667	5-6	.833	4	3	7	4.4	2	2	0	0	1	11	5.4
NEW MEXICO ST.	01/18/20		21	1-3	.333	0-2	.000	2-2	1.000	2	2	4	4.4	2	0	3	0	0	4	5.3
at Grand Canyon	01/23/20		21	1-4	.250	0-2	.000	0-0	.000	1	2	3	4.3	5	1	0	0	1	2	5.1
at CSU Bakersfield	01/25/20	*	22	4-6	.667	2-4	.500	4-4	1.000	1	0	1	4.2	4	0	1	0	1	14	5.5
CALIFORNIA BAPTIST	02/01/20	*	34	3-8	.375	2-7	.286	2-4	.500	1	5	6	4.3	4	0	0	0	1	10	5.7
at Utah Valley	02/08/20	*	33	3-5	.600	1-1	1.000	3-4	.750	1	3	4	4.3	5	0	5	0	0	10	5.9
at New Mexico St.	02/13/20	*	34	2-7	.286	2-5	.400	4-4	1.000	0	3	3	4.2	3	2	0	0	1	10	6.1
at UTRGV	02/15/20		25	2-7	.286	1-4	.250	1-2	.500	1	3	4	4.2	5	1	1	0	0	6	6.1
Totals		9	611	48-116	.414	20-58	.345	42-56	.750	45	64	109	4.2	74	26	24	3	15	158	6.1

Games played: 26  
 Minutes/game: 23.5  
 Points/game: 6.1  
 FG Pct: 41.4  
 3FG Pct: 34.5  
 FT Pct: 75.0

Rebounds/game: 4.2  
 Assists/game: 1.0  
 Turnovers/game: 0.9  
 Assist/turnover ratio: 1.1  
 Steals/game: 0.6  
 Blocks/game: 0.1

## CAREER STATS

		Total			3-Point			Rebounds									
Year	GP-GS	Min/Avg	FG-FGA	Pct	FG-FGA	Pct	FT-FTA	Pct	Off-Def	Tot	Avg	PF-FO	Ast	TO	Blk	Stl	Pts/Avg
2016-17	16-0	139/8.7	9-14	.643	1-3	.333	5-10	.500	6-11	17	1.1	19-0	14	17	0	3	24/1.5
2017-18	27-1	198/7.3	15-24	.625	4-9	.444	7-11	.636	16-29	45	1.7	29-0	17	7	0	9	41/1.5
2018-19	31-15	574/18.5	37-72	.514	9-19	.474	34-51	.667	64-70	134	4.3	49-3	24	30	1	8	117/3.8
2019-20	26-9	611/23.5	48-116	.414	20-58	.345	42-56	.750	45-64	109	4.2	74-4	26	24	3	15	158/6.1
TOTAL	100-25	1522/15.2	109-226	.482	34-89	.382	88-128	.688	131-174	305	3.1	171-7	81	78	4	35	340/3.4

## SINGLE-GAME HIGHS

Points: 18, at Chicago St. -- 01/04/20  
 Rebounds: 14, at California Baptist -- 02/28/19  
 Assists: 6, Pacific (OR) -- 11/12/19  
 Steals: 3, Puget Sound -- 11/12/17 ; Pacific Lutheran -- 12/04/17  
 Blocks: 1, 4 times  
 FG made: 6, Pacific Lutheran -- 12/04/17  
 FG attempts: 11, at Chicago St. -- 01/04/20  
 3FG made: 3, at Saint Mary's (CA) -- 12/28/19  
 3FG attempts: 7, California Baptist -- 02/01/20  
 FT made: 8, at Chicago St. -- 01/04/20  
 FT attempts: 9, at Chicago St. -- 01/04/20



## #13 Means, Morgan

Opponent	Date	gs	min	Total		3-Pointers		Free throws		Rebounds				pf	a	t/o	blk	stl	pts	avg	
				fg-fga	pct	3fg-fga	pct	ft-fa	pct	off	def	tot	avg								
at Washington St.	11/07/19	*	27	3-8	.375	1-2	.500	0-0	.000	0	3	3	3.0	4	0	3	0	0	7	7.0	
EASTERN WASH.	11/09/19	*	34	3-12	.250	1-4	.250	3-3	1.000	1	6	7	5.0	5	0	0	0	3	10	8.5	
at Syracuse	11/16/19	*	31	1-8	.125	1-7	.143	2-2	1.000	1	1	2	4.0	3	5	3	0	4	5	7.3	
at Ole Miss	11/19/19	*	31	2-12	.167	0-3	.000	3-4	.750	2	4	6	4.5	3	1	3	0	1	7	7.3	
vs Bucknell	11/25/19	*	36	4-10	.400	2-3	.667	3-4	.750	2	6	8	5.2	2	4	2	0	0	13	8.4	
vs Western Mich.	11/26/19	*	35	3-9	.333	1-2	.500	0-0	.000	1	4	5	5.2	3	0	1	0	0	7	8.2	
IDAHO	11/30/19	*	34	3-9	.333	0-5	.000	3-3	1.000	2	3	5	5.1	1	4	4	0	2	9	8.3	
INCARNATE WORD	12/03/19	*	32	3-5	.600	1-3	.333	6-6	1.000	2	3	5	5.1	2	4	2	0	3	13	8.9	
PORTLAND	12/07/19	*	38	7-13	.538	3-6	.500	1-3	.333	2	3	5	5.1	2	3	1	0	2	18	9.9	
at Washington	12/17/19	*	39	4-13	.308	1-7	.143	4-4	1.000	3	1	4	5.0	3	1	1	0	3	13	10.2	
FLORIDA A&M	12/21/19	*	31	4-12	.333	2-8	.250	0-0	.000	1	3	4	4.9	5	1	0	0	1	10	10.2	
LONG BEACH ST.	12/23/19	*	29	6-10	.600	2-4	.500	0-0	.000	3	5	8	5.2	2	8	3	0	2	14	10.5	
at Saint Mary's (CA)	12/28/19	*	40	4-9	.444	1-4	.250	2-2	1.000	1	5	6	5.2	2	6	0	0	0	11	10.5	
at Kansas City	01/02/20	*	55	5-17	.294	1-8	.125	10-10	1.000	1	8	9	5.5	5	3	4	0	1	21	11.3	
at Chicago St.	01/04/20	*	32	1-8	.125	1-4	.250	4-4	1.000	1	2	3	5.3	3	4	0	0	0	7	11.0	
UTAH VALLEY	01/11/20		19	4-4	1.000	1-1	1.000	0-0	.000	1	3	4	5.3	4	3	3	0	1	9	10.9	
UTRGV	01/16/20	*	37	8-10	.800	3-4	.750	3-5	.600	0	1	1	5.0	2	4	1	0	2	22	11.5	
NEW MEXICO ST.	01/18/20	*	39	3-12	.250	1-7	.143	3-3	1.000	0	3	3	4.9	4	2	3	0	0	10	11.4	
at Grand Canyon	01/23/20	*	32	3-9	.333	1-5	.200	3-4	.750	1	5	6	4.9	4	1	1	0	1	10	11.4	
at CSU Bakersfield	01/25/20	*	40	5-11	.455	2-5	.400	7-7	1.000	6	7	13	5.4	3	4	3	0	1	19	11.8	
CALIFORNIA BAPTIST	02/01/20	*	35	4-13	.308	1-5	.200	4-4	1.000	0	4	4	5.3	5	2	1	0	1	13	11.8	
at Utah Valley	02/08/20	*	41	6-13	.462	0-3	.000	7-8	.875	0	2	2	5.1	2	6	0	0	4	19	12.1	
at New Mexico St.	02/13/20	*	38	3-13	.231	2-7	.286	2-2	1.000	0	4	4	5.1	3	3	3	0	1	10	12.0	
at UTRGV	02/15/20	*	33	4-12	.333	1-4	.250	8-9	.889	4	6	10	5.3	5	5	3	0	0	17	12.3	
Totals			23	838	93-252	.369	30-111	.270	78-87	.897	35	92	127	5.3	77	74	45	0	33	294	12.3

Games played: 24  
 Minutes/game: 34.9  
 Points/game: 12.3  
 FG Pct: 36.9  
 3FG Pct: 27.0  
 FT Pct: 89.7

Rebounds/game: 5.3  
 Assists/game: 3.1  
 Turnovers/game: 1.9  
 Assist/turnover ratio: 1.6  
 Steals/game: 1.4

## CAREER STATS

		Total			3-Point			Rebounds											
Year	GP-GS	Min/Avg	FG-FGA	Pct	FG-FGA	Pct	FT-FTA	Pct	Off-Def	Tot	Avg	PF-FO	Ast	TO	Blk	Stl	Pts/Avg		
2016-17	29-29	683/23.6	67-165	.406	25-70	.357	36-56	.643	12-65	77	2.7	69-3	60	56	0	27	195/6.7		
2017-18	34-9	940/27.6	103-260	.396	29-103	.282	58-73	.795	22-101	123	3.6	81-0	95	80	3	28	293/8.6		
2018-19	33-33	1168/35.4	143-364	.393	62-168	.369	115-135	.852	22-121	143	4.3	114-11	98	80	1	41	463/14.0		
2019-20	24-23	838/34.9	93-252	.369	30-111	.270	78-87	.897	35-92	127	5.3	77-5	74	45	0	33	294/12.3		
TOTAL	120-94	3629/30.2	406-1041	.390	146-452	.323	287-351	.818	91-379	470	3.9	341-19	327	261	4	129	1245/10.4		

## SINGLE-GAME HIGHS

Points: 26, Denver -- 11/23/18  
 Rebounds: 13, at CSU Bakersfield -- 01/25/20  
 Assists: 13, Pacific Lutheran -- 12/04/17  
 Steals: 5, Eastern Wash. -- 12/01/18  
 Blocks: 1, 4 times  
 FG made: 9, at California Baptist -- 02/28/19 ; Northwest (WA) -- 11/28/18 ; Northwest University -- 12/01/16  
 FG attempts: 18, Northwest (WA) -- 11/28/18  
 3FG made: 6, Denver -- 11/23/18  
 3FG attempts: 10, at Utah Valley -- 01/12/19 ; Longwood -- 11/25/18  
 FT made: 16, at California -- 12/29/18  
 FT attempts: 16, Fairfield -- 11/24/18 ; at California -- 12/29/18



## #21 Dallas, Jordan

Opponent	Date	gs	min	Total		3-Pointers		Free throws		Rebounds				pf	a	t/o	blk	stl	pts	avg
				fg-fga	pct	3fg-fga	pct	ft-fa	pct	off	def	tot	avg							
PACIFIC LUTHERAN	11/05/19		20	3-4	.750	2-3	.667	2-2	1.000	1	4	5	5.0	0	0	0	1	0	10	10.0
at Washington St.	11/07/19		4	0-3	.000	0-2	.000	0-0	.000	0	1	1	3.0	1	0	0	0	0	0	5.0
EASTERN WASH.	11/09/19		5	1-2	.500	0-0	.000	0-0	.000	2	1	3	3.0	3	0	1	0	0	2	4.0
PACIFIC (OR)	11/12/19	*	14	3-6	.500	1-4	.250	0-1	.000	0	2	2	2.8	2	0	1	2	0	7	4.8
at Syracuse	11/16/19	*	9	1-1	1.000	0-0	.000	1-1	1.000	0	1	1	2.4	4	0	2	0	0	3	4.4
at Ole Miss	11/19/19		4	0-1	.000	0-0	.000	0-0	.000	1	1	2	2.3	0	0	0	0	0	0	3.7
vs Bucknell	11/25/19		0	0-0	.000	0-0	.000	0-0	.000	0	0	0	2.0	0	0	0	0	0	0	3.1
vs Western Mich.	11/26/19		3	0-0	.000	0-0	.000	0-0	.000	0	0	0	1.8	0	0	0	0	0	0	2.8
IDAHO	11/30/19		11	4-6	.667	3-5	.600	0-0	.000	0	1	1	1.7	1	0	0	0	0	11	3.7
INCARNATE WORD	12/03/19		16	1-3	.333	0-2	.000	5-5	1.000	1	4	5	2.0	3	1	1	0	0	7	4.0
PORTLAND	12/07/19		12	2-4	.500	1-2	.500	0-0	.000	1	1	2	2.0	3	0	0	0	1	5	4.1
at Washington	12/17/19		15	0-2	.000	0-0	.000	0-0	.000	2	2	4	2.2	5	0	1	1	0	0	3.8
FLORIDA A&M	12/21/19	*	21	0-2	.000	0-1	.000	0-0	.000	0	2	2	2.2	1	0	0	2	0	0	3.5
LONG BEACH ST.	12/23/19	*	14	2-5	.400	1-1	1.000	0-0	.000	1	3	4	2.3	3	0	0	1	1	5	3.6
at Saint Mary's (CA)	12/28/19		10	0-1	.000	0-1	.000	0-0	.000	0	0	0	2.1	1	0	0	0	0	0	3.3
at Kansas City	01/02/20		8	0-1	.000	0-1	.000	0-0	.000	0	0	0	2.0	2	0	0	0	0	0	3.1
at Chicago St.	01/04/20		1	1-1	1.000	0-0	.000	0-0	.000	1	0	1	1.9	0	0	0	0	0	2	3.1
UTAH VALLEY	01/11/20		9	1-1	1.000	1-1	1.000	0-0	.000	0	1	1	1.9	2	1	0	0	0	3	3.1
NEW MEXICO ST.	01/18/20		11	2-2	1.000	2-2	1.000	0-0	.000	0	2	2	1.9	5	0	0	0	0	6	3.2
at Grand Canyon	01/23/20		2	0-1	.000	0-1	.000	0-0	.000	0	1	1	1.9	2	0	0	1	0	0	3.1
at CSU Bakersfield	01/25/20	*	27	3-7	.429	2-5	.400	0-0	.000	1	2	3	1.9	5	0	1	1	0	8	3.3
CALIFORNIA BAPTIST	02/01/20	*	14	2-5	.400	2-5	.400	1-2	.500	0	1	1	1.9	2	0	0	0	0	7	3.5
at Utah Valley	02/08/20	*	20	2-2	1.000	1-1	1.000	0-0	.000	0	2	2	1.9	2	0	0	1	0	5	3.5
at New Mexico St.	02/13/20	*	23	2-4	.500	2-3	.667	0-0	.000	0	3	3	1.9	3	0	1	1	0	6	3.6
at UTRGV	02/15/20		5	0-0	.000	0-0	.000	0-0	.000	0	1	1	1.9	1	0	0	1	0	0	3.5
Totals		8	278	30-64	.469	18-40	.450	9-11	.818	11	36	47	1.9	51	2	8	12	2	87	3.5

Games played: 25  
 Minutes/game: 11.1  
 Points/game: 3.5  
 FG Pct: 46.9  
 3FG Pct: 45.0  
 FT Pct: 81.8

Rebounds/game: 1.9  
 Assists/game: 0.1  
 Turnovers/game: 0.3  
 Assist/turnover ratio: 0.3  
 Steals/game: 0.1  
 Blocks/game: 0.5

## CAREER STATS

Year	GP-GS	Min/Avg	Total		3-Point		Rebounds										
			FG-FGA	Pct	FG-FGA	Pct	FT-FTA	Pct	Off-Def	Tot	Avg	PF-FO	Ast	TO	Blk	Stl	Pts/Avg
2016-17*	28-0	258/9.2	22-42	.524	0-1	.000	21-27	.778	17-40	57	2.0	50-0	1	9	13	3	65/2.3
2017-18*	22-1	188/8.5	21-33	.636	1-2	.500	7-13	.538	4-27	31	1.4	32-0	5	15	5	2	50/2.3
2018-19*	5-0	18/3.6	1-3	.333	0-1	.000	0-0	.000	1-5	6	1.2	3-0	1	2	0	0	2/0.4
2019-20	25-8	278/11.1	30-64	.469	18-40	.450	9-11	.818	11-36	47	1.9	51-3	2	8	12	2	87/3.5
TOTAL	25-8	278/11.1	30-64	.469	18-40	.450	9-11	.818	11-36	47	1.9	51-3	2	8	12	2	87/3.5
All*	80-9	742/9.3	74-142	.521	19-44	.432	37-51	.725	33-108	141	1.8	136-3	9	34	30	7	204/2.6

\* Statistics from prior team/school

## SINGLE-GAME HIGHS

Points: 11, Idaho -- 11/30/19  
 Rebounds: 5, Pacific Lutheran -- 11/05/19  
 Blocks: 2, Pacific (OR) -- 11/12/19  
 FG made: 4, Idaho -- 11/30/19  
 FG attempts: 6, Pacific (OR) -- 11/12/19 ; Idaho -- 11/30/19  
 3FG made: 3, Idaho -- 11/30/19  
 3FG attempts: 5, Idaho -- 11/30/19  
 FT made: 5, Incarnate Word -- 12/03/19  
 FT attempts: 5, Incarnate Word -- 12/03/19



## #23 Brown, Terrell

Opponent	Date	gs	min	Total		3-Pointers		Free throws		Rebounds				pf	a	t/o	blk	stl	pts	avg	
				fg-fga	pct	3fg-fga	pct	ft-fa	pct	off	def	tot	avg								
PACIFIC LUTHERAN	11/05/19	*	21	8-10	.800	0-1	.000	0-1	.000	0	8	8	8.0	1	9	2	0	1	16	16.0	
at Washington St.	11/07/19	*	36	10-24	.417	0-1	.000	4-5	.800	1	7	8	8.0	1	2	5	0	0	24	20.0	
EASTERN WASH.	11/09/19	*	38	12-28	.429	1-2	.500	6-9	.667	4	9	13	9.7	2	4	2	0	1	31	23.7	
PACIFIC (OR)	11/12/19	*	28	8-9	.889	0-0	.000	3-3	1.000	0	4	4	8.3	2	6	4	0	2	19	22.5	
at Syracuse	11/16/19	*	39	10-24	.417	1-3	.333	2-3	.667	1	6	7	8.0	4	3	1	0	1	23	22.6	
at Ole Miss	11/19/19	*	29	6-16	.375	0-1	.000	5-6	.833	0	1	1	6.8	4	4	4	0	1	17	21.7	
vs Bucknell	11/25/19	*	38	10-22	.455	0-1	.000	9-11	.818	1	2	3	6.3	2	2	1	0	2	29	22.7	
vs Western Mich.	11/26/19	*	39	7-16	.438	0-2	.000	3-4	.750	3	5	8	6.5	1	8	2	0	2	17	22.0	
IDAHO	11/30/19	*	39	8-18	.444	4-7	.571	0-0	.000	0	7	7	6.6	2	4	2	1	3	20	21.8	
INCARNATE WORD	12/03/19	*	29	5-14	.357	1-2	.500	3-4	.750	2	8	10	6.9	1	5	0	0	1	14	21.0	
PORTLAND	12/07/19	*	39	6-22	.273	0-0	.000	8-12	.667	2	8	10	7.2	3	3	4	1	0	20	20.9	
at Washington	12/17/19	*	38	9-22	.409	1-3	.333	2-3	.667	0	7	7	7.2	1	2	3	0	0	21	20.9	
FLORIDA A&M	12/21/19	*	39	8-23	.348	0-2	.000	2-5	.400	2	2	4	6.9	2	3	3	0	0	18	20.7	
LONG BEACH ST.	12/23/19	*	32	5-10	.500	1-2	.500	4-4	1.000	0	1	1	6.5	3	9	2	0	4	15	20.3	
at Saint Mary's (CA)	12/28/19	*	38	8-21	.381	0-1	.000	6-8	.750	1	6	7	6.5	2	3	1	1	0	22	20.4	
at Kansas City	01/02/20	*	50	5-21	.238	0-3	.000	10-15	.667	3	6	9	6.7	5	4	5	2	5	20	20.4	
at Chicago St.	01/04/20	*	32	4-9	.444	2-2	1.000	4-4	1.000	1	7	8	6.8	2	7	4	0	1	14	20.0	
UTAH VALLEY	01/11/20	*	33	5-15	.333	0-3	.000	2-2	1.000	1	4	5	6.7	3	8	2	1	2	12	19.6	
UTRGV	01/16/20	*	38	3-11	.273	0-0	.000	2-2	1.000	2	4	6	6.6	3	9	4	3	2	8	18.9	
NEW MEXICO ST.	01/18/20	*	37	11-21	.524	0-1	.000	3-4	.750	3	2	5	6.6	2	5	3	0	2	25	19.3	
at Grand Canyon	01/23/20	*	40	13-28	.464	0-0	.000	5-6	.833	1	3	4	6.4	2	4	1	1	2	31	19.8	
at CSU Bakersfield	01/25/20	*	34	7-14	.500	0-1	.000	7-8	.875	0	3	3	6.3	3	3	4	0	1	21	19.9	
CALIFORNIA BAPTIST	02/01/20	*	35	4-21	.190	0-0	.000	6-6	1.000	3	2	5	6.2	5	5	1	0	1	14	19.6	
at Utah Valley	02/08/20	*	40	9-27	.333	2-3	.667	8-11	.727	3	6	9	6.3	4	6	3	1	2	28	20.0	
at New Mexico St.	02/13/20	*	29	6-18	.333	0-3	.000	4-6	.667	2	3	5	6.3	4	4	1	0	4	16	19.8	
at UTRGV	02/15/20	*	38	7-20	.350	0-3	.000	4-5	.800	2	3	5	6.2	5	2	6	0	2	18	19.7	
Totals			26	928	194-484	.401	13-47	.277	112-147	.762	38	124	162	6.2	69	124	70	11	42	513	19.7

Games played: 26  
 Minutes/game: 35.7  
 Points/game: 19.7  
 FG Pct: 40.1  
 3FG Pct: 27.7  
 FT Pct: 76.2

Rebounds/game: 6.2  
 Assists/game: 4.8  
 Turnovers/game: 2.7  
 Assist/turnover ratio: 1.8  
 Steals/game: 1.6  
 Blocks/game: 0.4

## CAREER STATS

Year	GP-GS	Min/Avg	Total		3-Point		FT-FTA	Pct	Off-Def	Tot	Avg	PF-FO	Ast	TO	Blk	Stl	Pts/Avg
			FG-FGA	Pct	FG-FGA	Pct											
2018-19	33-28	1103/33.4	180-396	.455	14-44	.318	90-132	.682	47-179	226	6.8	89-3	150	79	9	36	464/14.1
2019-20	26-26	928/35.7	194-484	.401	13-47	.277	112-147	.762	38-124	162	6.2	69-3	124	70	11	42	513/19.7
TOTAL	59-54	2031/34.4	374-880	.425	27-91	.297	202-279	.724	85-303	388	6.6	158-6	274	149	20	78	977/16.6

## SINGLE-GAME HIGHS

Points: 31, at Grand Canyon -- 01/23/20 ; Eastern Wash. -- 11/09/19  
 Rebounds: 14, Northwest (WA) -- 11/28/18  
 Assists: 10, Denver -- 11/23/18  
 Steals: 5, at Kansas City -- 01/02/20  
 Blocks: 3, UTRGV -- 01/16/20  
 FG made: 13, at Grand Canyon -- 01/23/20  
 FG attempts: 28, at Grand Canyon -- 01/23/20 ; Eastern Wash. -- 11/09/19  
 3FG made: 4, Idaho -- 11/30/19  
 3FG attempts: 7, Idaho -- 11/30/19  
 FT made: 10, at Kansas City -- 01/02/20  
 FT attempts: 15, at Kansas City -- 01/02/20



## #24 Jones, Delante

Opponent	Date	gs	min	Total		3-Pointers		Free throws		Rebounds				pf	a	t/o	blk	stl	pts	avg	
				fg-fga	pct	3fg-fga	pct	ft-fa	pct	off	def	tot	avg								
PACIFIC LUTHERAN	11/05/19	*	21	5-8	.625	3-5	.600	2-4	.500	1	0	1	1.0	3	1	2	0	0	15	15.0	
at Washington St.	11/07/19	*	25	0-7	.000	0-5	.000	0-0	.000	0	4	4	2.5	4	1	0	0	0	0	7.5	
EASTERN WASH.	11/09/19	*	28	2-7	.286	1-4	.250	1-2	.500	0	3	3	2.7	5	0	5	0	2	6	7.0	
PACIFIC (OR)	11/12/19	*	23	2-7	.286	1-4	.250	3-4	.750	1	4	5	3.3	2	0	5	1	0	8	7.3	
at Syracuse	11/16/19	*	21	3-9	.333	3-7	.429	3-3	1.000	0	1	1	2.8	4	0	1	0	0	12	8.2	
at Ole Miss	11/19/19	*	34	2-9	.222	1-5	.200	2-2	1.000	4	2	6	3.3	2	0	1	0	0	7	8.0	
vs Bucknell	11/25/19	*	25	3-10	.300	1-2	.500	0-0	.000	1	4	5	3.6	1	0	0	0	0	7	7.9	
vs Western Mich.	11/26/19	*	29	4-11	.364	4-10	.400	0-1	.000	2	4	6	3.9	2	0	0	1	0	12	8.4	
IDAHO	11/30/19	*	18	1-6	.167	0-4	.000	0-0	.000	2	2	4	3.9	2	1	0	0	0	2	7.7	
INCARNATE WORD	12/03/19	*	21	2-6	.333	1-3	.333	2-2	1.000	1	1	2	3.7	1	1	3	0	0	7	7.6	
PORTLAND	12/07/19	*	30	6-11	.545	4-7	.571	0-0	.000	1	5	6	3.9	1	2	0	0	0	16	8.4	
at Washington	12/17/19	*	22	2-7	.286	0-4	.000	0-0	.000	0	1	1	3.7	1	1	1	0	0	4	8.0	
FLORIDA A&M	12/21/19	*	13	1-2	.500	0-1	.000	1-2	.500	0	0	0	3.4	1	0	2	1	0	3	7.6	
LONG BEACH ST.	12/23/19	*	24	4-8	.500	3-5	.600	0-0	.000	2	2	4	3.4	1	0	0	0	2	11	7.9	
at Saint Mary's (CA)	12/28/19	*	19	1-4	.250	0-3	.000	0-0	.000	0	1	1	3.3	3	0	0	0	0	2	7.5	
at Kansas City	01/02/20		13	1-2	.500	0-1	.000	0-0	.000	0	0	0	3.1	1	1	0	0	0	2	7.1	
at Chicago St.	01/04/20		15	4-9	.444	4-9	.444	2-2	1.000	0	1	1	2.9	1	0	0	0	0	14	7.5	
UTAH VALLEY	01/11/20		15	5-10	.500	3-5	.600	0-0	.000	1	0	1	2.8	2	0	1	0	1	13	7.8	
UTRGV	01/16/20		17	3-7	.429	3-7	.429	3-4	.750	0	0	0	2.7	3	1	0	0	1	12	8.1	
NEW MEXICO ST.	01/18/20		22	4-7	.571	2-4	.500	1-2	.500	1	1	2	2.7	2	0	0	0	0	11	8.2	
at Grand Canyon	01/23/20		32	5-9	.556	4-6	.667	5-6	.833	0	0	0	2.5	5	0	0	0	1	19	8.7	
at CSU Bakersfield	01/25/20		15	1-2	.500	0-1	.000	2-2	1.000	0	1	1	2.5	3	1	1	0	0	4	8.5	
CALIFORNIA BAPTIST	02/01/20		10	0-3	.000	0-3	.000	0-0	.000	0	2	2	2.4	1	1	0	0	0	0	8.1	
at Utah Valley	02/08/20		10	1-2	.500	1-2	.500	0-0	.000	0	0	0	2.3	2	1	2	0	1	3	7.9	
at New Mexico St.	02/13/20		16	2-3	.667	0-1	.000	1-1	1.000	0	0	0	2.2	1	0	0	0	0	5	7.8	
at UTRGV	02/15/20		10	0-4	.000	0-0	.000	0-0	.000	0	0	0	2.2	1	1	0	0	0	0	7.5	
Totals			15	528	64-170	.376	39-108	.361	28-37	.757	17	39	56	2.2	55	13	24	3	8	195	7.5

Games played: 26  
Minutes/game: 20.3  
Points/game: 7.5  
FG Pct: 37.6  
3FG Pct: 36.1  
FT Pct: 75.7

Rebounds/game: 2.2  
Assists/game: 0.5  
Turnovers/game: 0.9  
Assist/turnover ratio: 0.5  
Steals/game: 0.3  
Blocks/game: 0.1

## CAREER STATS

		Total			3-Point		Rebounds										
Year	GP-GS	Min/Avg	FG-FGA	Pct	FG-FGA	Pct	FT-FTA	Pct	Off-Def	Tot	Avg	PF-FO	Ast	TO	Blk	Stl	Pts/Avg
2015-16*	30-25	997/33.2	116-272	.426	39-106	.368	90-129	.698	26-81	107	3.6	82-0	54	79	6	22	361/12.0
2016-17*	30-30	949/31.6	121-298	.406	39-115	.339	63-92	.685	28-74	102	3.4	89-5	53	94	7	22	344/11.5
2018-19	26-23	748/28.8	109-276	.395	42-121	.347	53-68	.779	23-56	79	3.0	53-0	32	53	9	10	313/12.0
2019-20	26-15	528/20.3	64-170	.376	39-108	.361	28-37	.757	17-39	56	2.2	55-2	13	24	3	8	195/7.5
TOTAL	52-38	1276/24.5	173-446	.388	81-229	.354	81-105	.771	40-95	135	2.6	108-2	45	77	12	18	508/9.8
All*	112-93	3222/28.8	410-1016	.404	159-450	.353	234-326	.718	94-250	344	3.1	279-7	152	250	25	62	1213/10.8

\* Statistics from prior team/school

## SINGLE-GAME HIGHS

Points: 26, Omaha -- 12/06/18  
Rebounds: 7, Bryant -- 11/11/18  
Assists: 4, Longwood -- 11/25/18  
Steals: 2, Eastern Wash. -- 11/09/19 ; Long Beach St. -- 12/23/19  
Blocks: 3, Omaha -- 12/06/18  
FG made: 9, Omaha -- 12/06/18  
FG attempts: 17, New Mexico St. -- 01/17/19  
3FG made: 4, 6 times  
3FG attempts: 10, vs Western Mich. -- 11/26/19  
FT made: 5, at Grand Canyon -- 01/05/19 ; at Grand Canyon -- 01/23/20 ; vs Grand Canyon -- 03/14/19  
FT attempts: 7, at Grand Canyon -- 01/05/19





## #33 Hauge, Mikkel

Opponent	Date	gs	min	Total		3-Pointers		Free throws		Rebounds				pf	a	t/o	blk	stl	pts	avg
				fg-fga	pct	3fg-fga	pct	ft-fga	pct	off	def	tot	avg							
PACIFIC LUTHERAN	11/05/19		9	2-2	1.000	1-1	1.000	2-2	1.000	0	1	1	1.0	0	2	1	0	0	7	7.0
at Washington St.	11/07/19		4	0-0	.000	0-0	.000	0-2	.000	0	1	1	1.0	0	0	1	0	0	0	3.5
PACIFIC (OR)	11/12/19		6	1-1	1.000	0-0	.000	0-0	.000	0	0	0	0.7	0	1	0	0	0	2	3.0
at Syracuse	11/16/19		2	0-0	.000	0-0	.000	0-0	.000	0	0	0	0.5	0	0	1	0	0	0	2.3
at Ole Miss	11/19/19		2	0-0	.000	0-0	.000	0-0	.000	0	0	0	0.4	0	0	0	0	0	0	1.8
INCARNATE WORD	12/03/19		3	0-1	.000	0-0	.000	0-0	.000	0	0	0	0.3	1	0	0	0	0	0	1.5
LONG BEACH ST.	12/23/19		6	1-1	1.000	0-0	.000	1-2	.500	0	0	0	0.3	0	0	0	0	0	3	1.7
at Saint Mary's (CA)	12/28/19		4	0-1	.000	0-0	.000	2-2	1.000	0	0	0	0.3	0	0	0	0	0	2	1.8
at Chicago St.	01/04/20		2	0-0	.000	0-0	.000	0-0	.000	0	0	0	0.2	0	1	0	0	0	0	1.6
UTAH VALLEY	01/11/20		2	0-0	.000	0-0	.000	2-2	1.000	0	1	1	0.3	0	0	0	0	0	2	1.6
Totals		0	40	4-6	.667	1-1	1.000	7-10	.700	0	3	3	0.3	1	4	3	0	0	16	1.6

Games played: 10  
Minutes/game: 4.0  
Points/game: 1.6  
FG Pct: 66.7  
3FG Pct: 100.0  
FT Pct: 70.0

Rebounds/game: 0.3  
Assists/game: 0.4  
Turnovers/game: 0.3  
Assist/turnover ratio: 1.3

## CAREER STATS

Year	GP-GS	Min/Avg	Total		3-Point		FT-FTA	Pct	Off-Def	Tot	Avg	PF-FO	Ast	TO	Blk	Stl	Pts/Avg
			FG-FGA	Pct	FG-FGA	Pct											
2019-20	10-0	40/4.0	4-6	.667	1-1	1.000	7-10	.700	0-3	3	0.3	1-0	4	3	0	0	16/1.6
TOTAL	10-0	40/4.0	4-6	.667	1-1	1.000	7-10	.700	0-3	3	0.3	1-0	4	3	0	0	16/1.6

## SINGLE-GAME HIGHS

Points: 7, Pacific Lutheran -- 11/05/19  
Rebounds: 1, 4 times  
Assists: 2, Pacific Lutheran -- 11/05/19  
FG made: 2, Pacific Lutheran -- 11/05/19  
FG attempts: 2, Pacific Lutheran -- 11/05/19  
3FG made: 1, Pacific Lutheran -- 11/05/19  
3FG attempts: 1, Pacific Lutheran -- 11/05/19  
FT made: 2, Pacific Lutheran -- 11/05/19; ; at Saint Mary's (CA) -- 12/28/19  
FT attempts: 2, 6 times



## #34 Hundal, Anand

Opponent	Date	gs	min	Total		3-Pointers		Free throws		Rebounds				pf	a	t/o	blk	stl	pts	avg
				fg-fga	pct	3fg-fga	pct	ft-fga	pct	off	def	tot	avg							
PACIFIC LUTHERAN	11/05/19		12	2-4	.500	0-1	.000	2-2	1.000	3	0	3	3.0	0	0	0	0	0	6	6.0
at Washington St.	11/07/19		9	0-0	.000	0-0	.000	0-0	.000	0	0	0	1.5	0	0	0	0	0	0	3.0
EASTERN WASH.	11/09/19		4	0-0	.000	0-0	.000	0-0	.000	0	0	0	1.0	1	0	0	0	0	0	2.0
PACIFIC (OR)	11/12/19		8	2-2	1.000	0-0	.000	0-0	.000	0	4	4	1.8	1	1	2	1	0	4	2.5
at Syracuse	11/16/19		8	0-1	.000	0-1	.000	0-0	.000	1	1	2	1.8	1	0	0	0	0	0	2.0
at Ole Miss	11/19/19		4	0-1	.000	0-1	.000	0-0	.000	0	1	1	1.7	0	0	0	0	0	0	1.7
vs Bucknell	11/25/19		5	0-0	.000	0-0	.000	0-0	.000	0	0	0	1.4	2	0	0	0	0	0	1.4
IDAHO	11/30/19		2	0-0	.000	0-0	.000	0-0	.000	0	1	1	1.4	0	0	0	0	0	0	1.3
INCARNATE WORD	12/03/19		9	2-4	.500	0-1	.000	1-1	1.000	2	1	3	1.6	2	0	0	0	0	5	1.7
PORTLAND	12/07/19		1	0-0	.000	0-0	.000	0-0	.000	0	0	0	1.4	1	0	0	0	0	0	1.5
at Chicago St.	01/04/20		4	0-0	.000	0-0	.000	1-2	.500	1	0	1	1.4	0	0	0	0	0	1	1.5
UTAH VALLEY	01/11/20		2	2-2	1.000	0-0	.000	1-1	1.000	0	0	0	1.3	0	0	0	0	0	5	1.8
NEW MEXICO ST.	01/18/20		5	1-2	.500	1-2	.500	0-0	.000	1	0	1	1.2	3	0	0	0	0	3	1.8
at CSU Bakersfield	01/25/20		9	1-3	.333	1-2	.500	0-0	.000	0	0	0	1.1	1	0	0	1	0	3	1.9
at UTRGV	02/15/20		0	0-0	.000	0-0	.000	0-0	.000	0	0	0	1.1	0	0	0	0	0	0	1.8
Totals		0	82	10-19	.526	2-8	.250	5-6	.833	8	8	16	1.1	12	1	2	2	0	27	1.8

Games played: 15  
Minutes/game: 5.5  
Points/game: 1.8  
FG Pct: 52.6  
3FG Pct: 25.0  
FT Pct: 83.3

Rebounds/game: 1.1  
Assists/game: 0.1  
Turnovers/game: 0.1  
Assist/turnover ratio: 0.5  
Blocks/game: 0.1

## CAREER STATS

Year	GP-GS	Min/Avg	Total		3-Point		FT-FTA	Pct	Off-Def	Tot	Avg	PF-FO	Ast	TO	Blk	Stl	Pts/Avg
			FG-FGA	Pct	FG-FGA	Pct											
2018-19	25-5	205/8.2	22-47	.468	10-31	.323	3-6	.500	15-30	45	1.8	29-0	6	7	15	4	57/2.3
2019-20	15-0	82/5.5	10-19	.526	2-8	.250	5-6	.833	8-8	16	1.1	12-0	1	2	2	0	27/1.8
TOTAL	40-5	287/7.2	32-66	.485	12-39	.308	8-12	.667	23-38	61	1.5	41-0	7	9	17	4	84/2.1

## SINGLE-GAME HIGHS

Points: 17, at Chicago State -- 01/24/19  
Rebounds: 8, at Chicago State -- 01/24/19  
Assists: 4, California Baptist -- 02/02/19  
Steals: 2, at Chicago State -- 01/24/19  
Blocks: 4, at UMKC -- 01/26/19  
FG made: 6, at Chicago State -- 01/24/19  
FG attempts: 9, at Chicago State -- 01/24/19  
3FG made: 3, at Chicago State -- 01/24/19 ; at Stanford -- 11/06/18  
3FG attempts: 6, at Chicago State -- 01/24/19  
FT made: 2, Pacific Lutheran -- 11/05/19 ; at Chicago State -- 01/24/19  
FT attempts: 3, at UMKC -- 01/26/19



## #35 Pinskius, Dovy

Opponent	Date	gs	min	Total		3-Pointers		Free throws		Rebounds				pf	a	t/o	blk	stl	pts	avg
				fg-fga	pct	3fg-fga	pct	ft-fga	pct	off	def	tot	avg							
PACIFIC LUTHERAN	11/05/19		8	1-2	.500	0-0	.000	2-2	1.000	0	1	1	1.0	0	1	0	1	0	4	4.0
at Washington St.	11/07/19		2	0-0	.000	0-0	.000	0-0	.000	0	0	0	0.5	0	0	0	0	0	0	2.0
PACIFIC (OR)	11/12/19		6	0-1	.000	0-0	.000	0-0	.000	0	1	1	0.7	0	0	1	0	0	0	1.3
at Syracuse	11/16/19		2	0-0	.000	0-0	.000	0-0	.000	0	0	0	0.5	0	0	0	0	0	0	1.0
at Ole Miss	11/19/19		dnp	-	-	-	-	-	-	-	-	-	-	-	-	-	-	-	-	-
INCARNATE WORD	12/03/19		3	0-0	.000	0-0	.000	0-0	.000	0	1	1	0.6	0	0	1	0	0	0	0.8
LONG BEACH ST.	12/23/19		2	0-1	.000	0-1	.000	0-0	.000	0	0	0	0.5	0	0	0	0	0	0	0.7
at Chicago St.	01/04/20		2	0-0	.000	0-0	.000	0-0	.000	0	0	0	0.4	0	0	0	0	0	0	0.6
UTAH VALLEY	01/11/20		2	0-0	.000	0-0	.000	0-0	.000	0	0	0	0.4	0	0	0	0	0	0	0.5
Totals		0	27	1-4	.250	0-1	.000	2-2	1.000	0	3	3	0.4	0	1	2	1	0	4	0.5

Games played: 8  
Minutes/game: 3.4  
Points/game: 0.5  
FG Pct: 25.0  
3FG Pct: 0.0  
FT Pct: 100.0

Rebounds/game: 0.4  
Assists/game: 0.1  
Turnovers/game: 0.3  
Assist/turnover ratio: 0.5  
Blocks/game: 0.1

## CAREER STATS

Year	GP-GS	Min/Avg	Total		3-Point		FT-FTA		Rebounds				PF-FO	Ast	TO	Blk	Stl	Pts/Avg
			FG-FGA	Pct	FG-FGA	Pct	Pct	Pct	Off-Def	Tot	Avg	Avg						
2019-20	8-0	27/3.4	1-4	.250	0-1	.000	2-2	1.000	0-3	3	0.4	0-0	1	2	1	0		4/0.5
TOTAL	8-0	27/3.4	1-4	.250	0-1	.000	2-2	1.000	0-3	3	0.4	0-0	1	2	1	0		4/0.5

## SINGLE-GAME HIGHS

Points: 4, Pacific Lutheran -- 11/05/19  
Rebounds: 1, Pacific Lutheran -- 11/05/19  
Assists: 1, Pacific Lutheran -- 11/05/19  
Blocks: 1, Pacific Lutheran -- 11/05/19  
FG made: 1, Pacific Lutheran -- 11/05/19  
FG attempts: 2, Pacific Lutheran -- 11/05/19  
FT made: 2, Pacific Lutheran -- 11/05/19  
FT attempts: 2, Pacific Lutheran -- 11/05/19



Official Basketball Box Score -- Game Totals -- Final Statistics  
**Seattle U vs Washington St.**  
 11/07/19 6:00 pm at Pullman, WA (Beasley Coliseum)

Seattle U 54 • 1-1.0-0 WAC

#	Player	Total		3-Ptr		Rebounds								
		FG-FGA	FG-FGA	FT-FTA	FT-FTA	Off	Def	Tot	PF	TP	A	To	Bk	Stl
01	Myles Carter	f	3-7	0-1	2-2	2	1	3	0	8	0	1	4	0
12	Mattia Da Campo	g	0-1	0-1	1-3	1	7	8	2	1	0	1	0	1
13	Morgan Means	g	3-8	1-2	0-0	0	3	3	4	7	0	3	0	0
23	Terrell Brown	g	10-24	0-1	4-5	1	7	8	1	24	2	5	0	0
24	Delante Jones		0-7	0-5	0-0	0	4	4	4	0	1	0	0	0
00	Rip Economou		0-1	0-1	0-0	1	0	1	2	0	0	0	0	0
02	Trey'von Hopkins	g	3-5	0-1	4-4	0	0	0	0	10	0	0	0	0
10	Aaron Nettles	g	1-3	0-1	2-3	0	0	0	0	4	1	0	0	0
21	Jordan Dallas	g	0-3	0-2	0-0	0	1	1	1	0	0	0	0	0
33	Mikkel Hauge	g	0-0	0-0	0-2	0	1	1	0	0	0	1	0	0
34	Anand Hundal	g	0-0	0-0	0-0	0	0	0	0	0	0	0	0	0
35	Dovy Pinskus	g	0-0	0-0	0-0	0	0	0	0	0	0	0	0	0
Team						4	6	10			1			
Totals			20-59	1-15	13-19	9	30	39	14	54	4	12	4	1
FG % 1st Half: 10-32		31.3%	2nd half: 10-27		37.0%	Game: 20-59		33.9%	Deadball					
FG % 1st Half: 0-7		0.0%	2nd half: 1-8		12.5%	Game: 1-15		6.7%	Rebounds					
FT % 1st Half: 1-2		50.0%	2nd half: 13-17		76.5%	Game: 10-15		66.7%	PF					

**Washington St. 85 • 1-0,0-0 Pac-12**

**Washington St. 85 • 1-0,0-0 Pac-12**

#	Player	Total	FG-FGA	3-PTA	FT-FTA	Off	Def	TP	P	A	To	Bk	Stl	Min
04	Aljaz Kunc	f	2-6	1-3	0-0	1	3	2	5	0	0	1	0	16
13	Jeff Pollard	f	3-9	1-5	0-0	3	4	7	1	7	2	0	1	20
02	CJ Elleby		12-18	3-8	0-1	2	5	7	1	27	0	0	0	30
10	Isaac Bonton	g	5-14	0-3	2-4	1	7	8	1	12	4	0	1	30
23	Jaylen Shead	g	2-5	2-2	3-4	0	2	2	2	9	3	0	0	27
01	Jervae Robinson		3-7	1-3	0-0	0	0	0	0	7	0	0	1	20
03	Daron Henson		1-2	0-1	0-0	0	0	0	0	2	0	0	0	2
05	Marvin Cannon		1-5	0-3	0-0	2	1	3	1	2	0	1	0	10
11	DJ Rodman		2-3	1-1	0-0	2	0	2	3	5	0	0	0	19
20	Deion James		0-3	0-1	4-4	0	4	4	0	4	1	2	0	16
24	Noah Williams		1-7	0-1	0-0	4	5	9	2	2	2	0	0	16
32	Tony Miller		1-2	0-0	1-2	1	0	1	0	3	1	0	0	4
	Team					3	1	4						
	Totals		33-81	9-31	10-15	19	31	50	13	85	13	3	3	100

FG % 1st Half: 15-37	40.5%	2nd half: 18-44	40.9%	Game: 33-81	40.7%	Deadball Rebounds 4
3FG % 1st Half: 6-17	35.3%	2nd half: 3-14	21.4%	Game: 9-31	29.0%	
FT % 1st Half: 7-11	63.6%	2nd half: 3-4	75.0%	Game: 10-15	66.7%	

Officials: Kelly Pfeifer, John Higgins, Randy McCall  
Technical fouls: Seattle U-None. Washington St.-None.  
Attendance: 2810

Score by periods	1st	2nd	Total	Points SU	In Paint	Off T/O	2nd Chance	Fast Break	Bench
Seattle U	21	33	54	24	0	4	2		
Washington St.	43	47	85	24	21	11	18	25	

Last FG - SU 2nd-00:42, WSU 2nd-00:10.  
Largest lead - SU None, WSU by 34 2nd-03:24.  
SU led for 00:00. WSU led for 39:51. Game was tied for 00:00

Official Basketball Box Score -- Game Totals -- Final Statistics  
**Pacific (OR) vs Seattle U**  
**11/12/19 7:00 pm at**

**Pacific (OR) 81 • 2-0,0-0 NWC**

#	Player		Total FG-FGA	3-Ptr FG-FGA	FT-FTA	Rebounds Off Def Tot	PF	TP	A	TO	Blk	Stl	Min
33	Devlin Fortune	f	2-5	0-1	0-0	1 2 3	1	4	2	2	0	1	15
05	Terrence Gilder	g	0-4	0-1	1-4	0 2 2	4	1	3	2	0	0	16
22	Davis Holts	g	2-8	0-5	0-0	0 2 2	4	1	3	2	0	0	16
15	Jared Cattell	g	5-11	5-11	0-0	0 1 1	2	15	0	1	0	0	17
31	John Rigatti	g	4-6	3-3	0-0	0 0 0	3	11	2	1	0	0	17
01	Marcus Wallace		4-15	4-12	4-4	1 3 4	2	16	0	2	0	0	18
03	Mario Mora		0-3	0-3	0-0	0 0 0	0	0	1	0	0	0	14
12	Andy Isokpehi		0-1	1-4	4-5	0 0 0	1	3	0	0	0	0	15
11	Chris Kobayashi		2-6	1-5	0-0	0 0 0	1	5	0	0	0	0	17
13	Adrian Hadziselimov		2-4	0-1	0-0	0 1 1	4	1	3	0	0	0	7
20	Andrew Dufort		0-0	0-0	0-0	1 1 4	2	0	0	0	0	0	5
22	Zak Hankins		0-1	0-0	1-2	1 0 1	0	1	0	0	0	0	1
33	Brent Johnson		1-1	0-0	0-0	0 0 0	0	0	0	0	0	0	2
24	Nick Drynan		2-4	0-1	0-0	2 2 4	1	4	0	1	0	2	17
30	Isaiah Gelacio		1-3	1-3	0-0	0 2 4	3	0	0	0	0	1	6
32	Trevon Ridley		0-2	0-1	0-0	0 2 2	1	0	1	0	0	0	7
34	Cameron Jones		0-0	0-0	0-0	1 0 1	1	0	0	1	0	0	2
44	Colin Rardin		0-6	0-4	0-0	0 0 0	4	0	1	1	0	1	17
	Team					1 2							
	Totals		26-83	17-55	12-17	12 21 33	37	81	16	17	0	9	200

FG % 1st Half:	15-42	35.7%	2nd half:	11-41	26.8%	Game:	26-83	31.3%	Deadball Rebounds 51
3FG % 1st Half:	10-31	32.3%	2nd half:	7-24	29.2%	Game:	17-55	30.9%	
FT % 1st Half:	4-6	66.7%	2nd half:	8-11	72.7%	Game:	12-17	70.6%	

**Seattle U 115 • 2-2,0-0 WAC**

#	Player		Total		3-PT		Rebounds			PF	TP	A	TO	Blk	Stl	Min
			FG	FGA	FG	FGA	FT	FTA	Off							
01	Carter, Myles	f	11	12	0-0	15-17	4	11	15	4	37	0	0	0	0	33
02	Dallas, Joe	c	3	6	0-0	0-1	0	2	2	0	2	4	2	1	0	14
03	Economou, Rip	g	3	8	1-4	0-0	0	4	4	0	7	1	3	0	0	21
23	Brown, Terrell	g	8	9	0-0	3-3	0	4	4	2	19	6	4	0	0	23
24	Jones, Delante	g	2	7	1-4	0-0	1	4	5	2	8	0	5	1	0	28
02	Hopkins, Trey		3	8	1-4	0-0	0	6	6	1	7	2	3	0	0	19
02	Natties, Aaron		4	4	0-4	16-18	0	2	2	16	0	0	0	0	0	22
12	Da Campo, Mattia		1	1	0-0	6-8	3	1	4	2	8	6	0	0	0	22
33	Hauge, Mikkel		1	1	0-0	0-0	0	0	0	0	2	1	0	0	0	6
34	Hundal, Anand		2	2	0-0	0-0	0	4	4	1	4	1	2	1	0	8
35	Pinskus, Dovv		0	1	0-0	0-0	0	1	1	0	0	0	1	0	0	6
	Team						0	2	2							
	Totals		34	59	4-20	43-51	8	41	49	18	115	23	23	6	5	200

FG % 1st Half:	14-28	50.0%	2nd half:	20-31	64.5%	Game:	34-59	57.6%	Deadball
3FG % 1st Half:	2-10	20.0%	2nd half:	2-10	20.0%	Game:	4-20	20.0%	Rebounds
FT % 1st Half:	23-30	83.3%	2nd half:	20-22	87.0%	Game:	42-53	84.3%	24

Officials: Shawn Lehigh, Frank Harvey III, Gregory Nixon  
Technical fouls: Pacific (OR)-None. Seattle U-None.  
Attendance: 921

Score by periods	1st	2nd	Total
Pacific (OR)	44	37	81
Seattle U	53	62	115

Last FG - PAC 2nd-02:00, SU 2nd-00:48.  
Largest lead - PAC by 3 1st-14:05, SU by 34 2nd-00:31.  
PAC led for 04:22, SU led for 31:43. Game was tied for 03:55.

2019-20 SEATTLE U MEN'S BASKETBALL GAME NOTES • 29



# 2019-20 BOX SCORES

## Official Basketball Box Score -- Game Totals -- Final Statistics Seattle U vs Syracuse 11/16/19 7:00 pm at Syracuse, NY (Carrier Dome)

### Seattle U 67 • 2-3,0-0 WAC

#	Player	Total		3-Ptr		Rebounds		PF	TP	A	TO	Blk	Stl	Min
		FG-FGA	FG-FGA	FT-FTA	Off Def Tot	PF	TP							
01	Carter, Myles	f	4-11	0-0	2-2	4	6	10	1	10	0	3	0	35
21	Dallas, Jordan	c	1-1	0-0	1-1	0	1	1	4	3	0	2	0	9
13	Means, Morgan	g	1-8	1-7	2-2	1	1	2	3	5	5	3	0	31
23	Brown, Terrell	g	10-24	1-3	2-3	1	6	7	4	23	3	1	0	39
24	Jones, Delante	g	3-9	3-7	3-3	0	1	1	4	12	0	1	0	21
00	Economou, Rip		0-3	0-3	0-0	0	0	0	3	0	0	0	0	7
02	Hopkins, Trey		1-1	0-0	2-2	1	0	1	0	4	0	0	0	4
10	Nettles, Aaron		2-3	2-3	1-1	1	2	3	1	7	3	2	0	1
12	Da Campo, Mattia		1-1	1-1	0-0	0	3	3	5	3	3	0	0	2
33	Hauge, Mikkel		0-0	0-0	0-0	0	0	0	0	0	1	0	0	2
34	Hundal, Anand		0-1	0-1	0-0	1	1	2	1	0	0	0	0	8
35	Pinskus, Dov		0-0	0-0	0-0	0	0	0	0	0	0	0	0	2
Team						0	0	0						
Totals			23-62	8-25	13-14	9	21	30	26	67	14	13	0	200

FG % 1st Half: 9-33 27.3% 2nd half: 14-29 48.3% Game: 23-62 37.1%  
3FG % 1st Half: 1-12 8.3% 2nd half: 7-13 53.8% Game: 8-25 32.0%  
FT % 1st Half: 7-7 100.0 2nd half: 6-7 85.7% Game: 13-14 92.9%

### Syracuse 89 • 2-1,0-1 ACC

#	Player	Total		3-Ptr		Rebounds		PF	TP	A	TO	Blk	Stl	Min
		FG-FGA	FG-FGA	FT-FTA	Off Def Tot	PF	TP							
21	Marek Dolezaj	f	7-8	0-0	5-10	1	1	2	2	19	4	0	0	37
33	Elijah Hughes	f	6-13	2-8	1-1	0	6	6	3	15	4	3	2	1
34	Bourama Sidibe	g	2-2	0-0	3-4	1	5	6	3	7	1	2	1	0
11	Joseph Girard III	g	7-8	5-6	5-5	0	5	5	3	24	2	3	0	2
35	Buddy Boeheim	g	3-9	2-7	2-2	0	2	2	1	10	4	1	0	1
00	Bryce Goodline		0-2	0-0	0-0	0	2	2	2	0	3	3	0	1
01	Quincy Guerrier		3-5	0-2	8-14	2	5	7	0	14	0	1	1	0
12	Brendan Paul		0-0	0-0	0-0	0	0	0	0	0	0	0	0	1
14	Jesse Edwards		0-0	0-0	0-0	0	3	3	2	0	0	1	0	6
24	Shaun Belbey		0-0	0-0	0-0	0	0	0	0	0	0	0	0	1
Team						1	2	3						
Totals			28-47	9-23	24-36	5	31	36	16	89	18	14	4	200

FG % 1st Half: 15-24 62.5% 2nd half: 13-23 56.5% Game: 28-47 59.6%  
3FG % 1st Half: 7-14 50.0% 2nd half: 2-9 22.2% Game: 9-23 39.1%  
FT % 1st Half: 7-12 58.3% 2nd half: 17-24 70.8% Game: 24-36 66.7%

Officials: Lamar Simpson, James Breeding, Bert Smith  
Technical fouls: Seattle U-None. Syracuse-None.  
Attendance: 21487

Score by periods	1st	2nd	Total
Seattle U	26	41	67
Syracuse	44	45	89

Last FG - SU 2nd-01:35, SYR 2nd-00:40.  
Largest lead - SU by 2 1st-19:03, SYR by 23 1st-02:40.  
SU led for 00:21. SYR led for 38:02. Game was tied for 01:37.

Score tied - 1 time.  
Lead changed - 1 time.

## Official Basketball Box Score -- Game Totals -- Final Statistics Seattle U vs Bucknell 11/25/19 2:00 pm at Orlando, FL (HP Field House)

### Seattle U 70 • 2-5,0-0 WAC

#	Player	Total		3-Ptr		Rebounds		PF	TP	A	TO	Blk	Stl	Min
		FG-FGA	FG-FGA	FT-FTA	Off Def Tot	PF	TP							
01	Carter, Myles	f	4-6	1-1	0-0	3	6	9	4	9	0	2	0	35
12	Da Campo, Mattia	c	0-4	0-4	0-0	0	1	1	3	0	0	1	0	11
13	Means, Morgan	g	4-10	2-3	3-4	2	6	8	2	13	4	2	0	36
23	Brown, Terrell	g	10-22	0-1	9-11	1	2	3	2	29	2	1	0	38
24	Jones, Delante	g	3-10	1-2	0-0	1	4	5	1	7	0	0	0	25
02	Hopkins, Trey		0-0	0-0	0-0	0	0	0	0	0	0	0	0	0
10	Nettles, Aaron		2-5	2-4	4-5	1	2	3	3	10	1	0	1	23
11	Grigsby, Riley		1-5	0-2	0-0	1	2	3	4	2	0	2	1	27
21	Dallas, Jordan		0-0	0-0	0-0	0	0	0	0	0	0	0	0	0
34	Hundal, Anand		0-0	0-0	0-0	0	0	0	2	0	0	0	0	5
Team						0	0	0						
Totals			24-62	6-17	16-20	9	23	32	21	70	7	8	1	200

FG % 1st Half: 14-30 46.7% 2nd half: 10-32 31.3% Game: 24-62 38.7%  
3FG % 1st Half: 5-12 41.7% 2nd half: 1-5 20.0% Game: 6-17 35.3%  
FT % 1st Half: 4-6 66.7% 2nd half: 12-14 85.7% Game: 16-20 80.0%

### Bucknell 77 • 3-4,0-0 Patriot

#	Player	Total		3-Ptr		Rebounds		PF	TP	A	TO	Blk	Stl	Min
		FG-FGA	FG-FGA	FT-FTA	Off Def Tot	PF	TP							
13	Bruce Moore	f	7-14	0-3	4-4	4	3	7	2	18	1	1	0	27
00	Paul Newman	c	1-3	0-0	1-2	0	6	6	5	3	0	2	0	19
04	Jimmy Sotos	g	3-11	0-2	5-5	0	5	5	2	11	5	1	0	1
10	Andrew Funk	g	5-10	2-5	7-8	1	6	7	0	19	1	0	0	36
11	Avi Toomer	g	6-12	2-6	4-10	5	2	7	4	18	1	0	1	31
02	Walter Ellis		0-2	0-2	0-0	0	1	1	1	0	0	0	0	6
12	John Meeks		1-2	0-1	0-2	1	3	4	2	2	1	2	0	20
14	Ben Robertson		0-0	0-0	0-0	0	0	0	0	0	0	0	0	6
21	Xander Rice		0-1	0-0	0-0	0	0	0	0	0	0	0	0	7
23	Kahlil Spear		3-3	0-0	0-0	0	2	2	0	6	0	0	0	14
Team						0	0	0						
Totals			26-58	4-19	21-31	11	28	39	16	77	9	6	1	200

FG % 1st Half: 12-30 40.0% 2nd half: 14-28 50.0% Game: 26-58 44.8%  
3FG % 1st Half: 0-9 0.0% 2nd half: 4-10 40.0% Game: 4-19 21.1%  
FT % 1st Half: 7-7 100.0 2nd half: 14-24 58.3% Game: 21-31 67.7%

Officials: Steven Perry, Greg Evans, Kevin Chambliss  
Technical fouls: Seattle U-None. Bucknell-None.  
Attendance: 250

Score by periods	1st	2nd	Total
Seattle U	37	33	70
Bucknell	31	46	77

Last FG - SU 2nd-00:03, BUCK 2nd-01:03.  
Largest lead - SU by 6 1st-06:46, BUCK by 8 1st-12:24.  
SU led for 12:22. BUCK led for 23:34. Game was tied for 04:04.

Score tied - 7 times.  
Lead changed - 3 times.

## Official Basketball Box Score -- Game Totals -- Final Statistics Seattle vs Ole Miss 11/19/19 6:30 pm at Oxford, MS (The Pavilion at Ole Miss)

### Seattle 52 • 2-4

#	Player	Total		3-Ptr		Rebounds		PF	TP	A	TO	Blk	Stl	Min
		FG-FGA	FG-FGA	FT-FTA	Off Def Tot	PF	TP							
01	Carter, Myles	f	1-3	0-0	4-4	1	4	5	4	6	1	1	2	30
12	Da Campo, Mattia	g	2-4	1-2	0-0	3	2	5	2	5	0	2	1	31
13	Means, Morgan	g	2-12	0-3	3-4	2	4	6	3	7	1	3	0	1
23	Brown, Terrell	g	6-16	0-1	5-6	0	1	1	4	17	4	4	0	1
24	Jones, Delante	g	2-9	1-5	2-2	4	2	6	2	7	0	1	0	34
00	Economou, Rip		1-1	0-0	2-2	0	0	0	0	4	0	0	0	1
02	Hopkins, Trey Von		0-0	0-0	0-0	0	1	1	1	0	0	0	0	7
10	Nettles, Aaron		2-9	2-5	0-0	0	0	0	1	6	1	1	0	0
21	Dallas, Jordan		0-1	0-0	0-0	1	1	2	0	0	0	0	0	4
33	Hauge, Mikkel		0-0	0-0	0-0	0	0	0	0	0	0	0	0	2
34	Hundal, Anand		0-1	0-1	0-0	0	1	1	0	0	0	0	0	4
Team						1	3	4						
Totals			16-56	4-17	16-18	12	19	31	17	52	7	12	3	200

FG % 1st Half: 7-28 25.0% 2nd half: 9-28 32.1% Game: 16-56 28.6%  
3FG % 1st Half: 3-9 33.3% 2nd half: 1-8 12.5% Game: 4-17 23.5%  
FT % 1st Half: 0-0 0.0% 2nd half: 16-18 88.9% Game: 16-18 88.9%

### Ole Miss 65 • 4-0

#	Player		Total		3-Ptr		Rebounds			PF	TP	A	TO	Blk	Stl	Min
			FG-FGA	FG-FGA	FT-FTA	Off	Def	Tot								
03	Sy, Khadim	f	2-6	1-2	2-2	1	3	4	4	7	1	0	1	1	19	
05	Buffen, KJ	f	6-10	1-2	0-0	0	8	8	2	13	1	2	0	2	25	
02	Shuler, Devontae	g	2-4	1-1	1-2	2	2	4	1	6	2	2	0	2	24	
04	Tyree, Breein	g	3-8	0-2	4-4	1	5	6	1	10	5	1	0	1	25	
15	Rodriguez, Luis	g	2-7	0-4	5-6	2	2	4	1	9	4	0	0	0	21	
01	Crowley, Austin		3-3	0-0	0-0	1	0	1	2	6	0	1	0	0	22	
1	Curry, Carlos		0-0	0-0	0-0	0	0	0	3	0	0	1	0	0	4	
11	Miller, Franco		0-2	0-2	0-0	0	1	1	0	0	0	1	0	0	6	
13	Williams, Bryce		2-2	1-1	3-3	0	1	1	2	8	2	4	0	0	22	
14	Collum, Antavion		0-1	0-1	0-1	1	1	2	2	0	0	2	0	1	7	
23	Hunter, Sammy		1-5	0-2	4-4	2	2	4	0	6	0	1	0	0	24	
33	McBride, John		0-0	0-0	0-0	0	0	0	0	0	0	0	0	0	1	
	Team					1	3	4				1				
	Total		21-49	4-17	19-22	11	28	39	18	65	15	16	1	7	200	





# 2019-20 BOX SCORES

## Official Basketball Box Score -- Game Totals -- Final Statistics Idaho vs Seattle U 11/30/19 7:00 pm at Seattle, WA (Redhawk Center)

### Idaho 55 • 3-5,0-0 Big Sky

#	Player	Total			3-Ptr		Rebounds			PF	TP	A	TO	Blk	Stl	Min
		FG-FGA	FG-FGA	FT-FTA	Off	Def	Total									
12	Chance Garvin	f	3-9	1-4	0-0	0	3	3	3	7	2	5	0	0	34	
34	Scott Blakney	f	3-9	0-0	1-3	3	5	8	3	7	0	4	0	1	27	
02	Damen Thacker	g	2-5	0-1	0-0	0	4	4	2	4	2	4	0	1	30	
04	Keyshaad Dixon	g	5-15	1-5	2-2	0	5	5	3	13	4	2	2	1	37	
05	Quinton Forrest	g	4-7	1-1	5-7	3	9	12	2	14	1	2	1	1	29	
21	Gabe Quinnett		2-5	0-1	0-0	0	0	0	0	4	3	1	0	2	28	
23	Babacar Thiombane		2-4	1-1	1-2	0	2	2	4	6	0	0	1	0	15	
Team						0	0	0								
Totals			21-54	4-13	9-14	6	28	34	17	55	12	18	4	6	200	
FG % 1st Half: 14-31		45.2%	2nd half: 7-23		30.4%	Game: 21-54		38.9%							Deadball	
3FG % 1st Half: 1-2		50.0%	2nd half: 3-11		27.3%	Game: 4-13		30.8%							Rebounds	
FT % 1st Half: 3-6		50.0%	2nd half: 6-8		75.0%	Game: 9-14		64.3%							3.3	

FG % 1st Half: 14-31 45.2% 2nd half: 7-23 30.4% Game: 21-54 38.9%  
3FG % 1st Half: 1-2 50.0% 2nd half: 3-11 27.3% Game: 4-13 30.8%  
FT % 1st Half: 3-6 50.0% 2nd half: 6-8 75.0% Game: 9-14 64.3%

Deadball  
Rebounds  
3,3

### Seattle U 74 • 4-5,0-0 WAC

#	Player		Total		3-Ptr		Rebounds			PF	TP					Min
			FG-GA	FG-FGA	FT-FTA	Off	Def	Total	A			TO	Blk	Stl		
01	Carter, Myles	f	3-5	0-1	1-5	3	7	10	1	7	0	3	0	0	32	
11	Grigsby, Riley	g	0-1	0-0	0-0	0	2	2	1	0	0	1	2	0	6	
13	Means, Morgan	g	3-9	0-5	3-3	2	3	5	1	9	4	4	0	2	34	
23	Brown, Terrell	g	8-18	4-7	0-0	0	7	7	2	20	4	2	1	3	39	
24	Jones, Delante	g	1-6	0-4	0-0	2	2	4	2	2	1	0	0	0	18	
00	Economou, Rip		0-0	0-0	0-0	0	0	0	2	0	0	0	0	0	3	
10	Nettles, Aaron		6-16	3-10	0-0	0	1	1	2	15	0	0	0	4	31	
12	Da Campo, Mattia		3-4	1-1	3-4	1	1	2	2	10	2	1	0	1	24	
21	Dallas, Jordan		4-6	3-5	0-0	0	1	1	1	11	0	0	0	0	11	
34	Hundal, Anand		0-0	0-0	0-0	0	1	1	0	0	0	0	0	0	2	
	Team					0	0	0								
Totals			28-65	11-33	7-12	8	25	33	14	74	11	11	3	10	200	

FG % 1st Half: 12-30 40.0% 2nd half: 16-35 45.7% Game: 28-65 43.1%  
3FG % 1st Half: 5-19 26.3% 2nd half: 6-14 42.9% Game: 11-33 33.3%  
FT % 1st Half: 3-5 60.0% 2nd half: 4-7 57.1% Game: 7-12 58.3%

Deadball  
Rebounds  
3,4

Officials: Ray Ames, Martin Cichocki, Jimmy Casas  
Technical fouls: Idaho-None. Seattle U-None.  
Attendance: 863

Score by periods	1st	2nd	Total
Idaho	32	23	55
Seattle U	32	42	74

Points	In	Off	2nd	Fast	Bench
UI	20	12	9	7	10
SU	28	21	12	12	36

Last FG - UI 2nd-00:34, SU 2nd-00:12.  
Largest lead - UI by 4 2nd-16:58, SU by 20 2nd-00:46.  
UI led for 05:48, SU led for 30:17. Game was tied for 03:55.

Score tied - 5 times.  
Lead changed - 9 times.

## Official Basketball Box Score -- Game Totals -- Final Statistics Portland vs Seattle U 12/07/19 7:00 pm at Kent, WA (accessio ShoWare Center)

### Portland 71 • 6-3,0-0 WCC

#	Player	Total		3-Ptr	Rebounds			PF	TP	A	TO	Blk	Stl	Min	
		FG-FGA	FG-FGA	FT-FTA	Off	Def	Total								
14	Tahirou Diabate	f	3-5	0-0	4-6	2	4	6	2	10	0	2	0	0	16
01	Malcolm Porter	g	1-4	0-2	5-7	0	2	2	4	7	1	0	0	0	22
02	JoJo Walker	g	3-10	0-2	2-4	0	7	7	4	8	1	4	0	1	35
13	Isaiah White	g	7-13	3-6	1-2	0	2	2	1	18	5	1	2	2	37
10	Chase Adams	g	2-4	0-0	1-2	0	1	1	5	5	0	3	0	0	29
04	Quincy Ferebee	g	1-2	1-1	1-2	0	1	1	4	4	1	1	0	0	15
20	Takiula Fahrensohn	g	3-6	3-6	0-0	0	2	2	1	9	0	1	0	0	22
24	Jacob Tryon	g	4-6	0-2	2-5	2	7	9	3	10	1	0	0	1	19
32	Hugh Hogland	g	0-1	0-0	0-0	0	0	0	0	0	0	0	0	0	5
Team						1	1	2							
Totals			24-51	7-19	16-28	5	27	32	24	71	9	12	2	4	200

FG % 1st Half: 12-25 48.0% 2nd half: 12-26 46.2% Game: 24-51 47.1%  
3FG % 1st Half: 5-10 50.0% 2nd half: 2-9 22.2% Game: 7-19 36.8%  
FT % 1st Half: 2-4 50.0% 2nd half: 14-24 58.3% Game: 16-28 57.1%

Deadball  
Rebounds  
6,1

### Seattle U 73 • 6-5,0-0 WAC

		Total		3-Ptr	Rebounds										
#	Player	FG-FA	FG-FGA	FT-FTA	Off	Def	Tot	PF	TP	A	TO	Blk	Stl	Min	
01	Carter, Myles	f	2-5	0-1	2-4	3	4	7	3	6	1	2	1	0	22
11	Grigsby, Riley	g	2-9	0-7	2-4	1	5	6	3	6	2	1	0	1	29
13	Means, Morgan	g	7-13	3-6	1-3	2	3	5	2	18	3	1	0	2	38
23	Brown, Terrell	g	6-22	0-0	8-12	2	8	10	3	20	3	4	1	0	39
24	Jones, Delante	g	6-11	4-7	0-0	1	5	6	1	16	2	0	0	0	30
10	Nettles, Aaron	g	0-0	0-0	0-0	0	1	1	0	0	0	0	0	0	11
12	Da Campo, Mattia	g	1-2	0-0	0-0	1	1	2	4	2	1	0	0	0	18
21	Dallas, Jordan	g	2-4	1-2	0-0	1	1	2	3	5	0	0	0	1	12
34	Hundal, Anand	g	0-0	0-0	0-0	0	0	0	1	0	0	0	0	0	1
Team					3	0	3								
Totals			26-66	8-23	13-23	14	28	42	20	73	12	8	2	4	200

FG % 1st Half: 15-34 44.1% 2nd half: 11-32 34.4% Game: 26-66 39.4%  
3FG % 1st Half: 4-15 26.7% 2nd half: 4-8 50.0% Game: 8-23 34.8%  
FT % 1st Half: 3-4 75.0% 2nd half: 10-19 52.6% Game: 13-23 56.5%

Deadball  
Rebounds  
8

Officials: Dough Sturdivan, Ken Ditty, Mark Cook  
Technical fouls: Portland-None. Seattle U-None.  
Attendance: 753

Score by periods	1st	2nd	Total
Portland	31	40	71
Seattle U	37	36	73

Points	In	Off	2nd	Fast	Bench
UP	28	8	4	5	23
SU	28	11	10	10	7

Last FG - UP 2nd-00:15, SU 2nd-01:22.  
Largest lead - UP by 3 2nd-04:49, SU by 10 1st-05:01.  
UP led for 03:10, SU led for 33:34. Game was tied for 03:16.

Score tied - 5 times.  
Lead changed - 8 times.

@seattleumb • #TogetherWeSoar

## Official Basketball Box Score -- Game Totals -- Final Statistics Incarnate Word vs Seattle U 12/03/19 7:00 pm at Seattle, WA (Redhawk Center)

### Incarnate Word 60 • 2-7,0-0 Southlan

		Total	3-Ptr		Rebounds			PF	TP	A TO Blk Stl				Min	
#	Player	FG-FGA	FG-FGA	FT-FTA	Off	Def	Tot								
00	Dwight Murray	g	3-6	1-2	0-0	0	4	4	0	7	2	1	0	0	30
02	Keaston Willis	g	4-8	2-6	4-4	1	1	2	2	14	0	0	0	0	9
03	Drew Lutz	g	0-4	0-3	0-0	1	0	1	2	0	3	0	0	1	22
12	Augustine Ene	g	2-6	1-4	1-2	1	1	2	1	6	1	2	1	2	24
33	Vincent Miskiewicz	*	0-3	0-0	2-2	0	3	3	2	1	2	0	1	1	17
04	Derek Van Vlerah	g	2-7	0-4	0-0	0	2	2	1	4	0	0	0	1	21
05	Brandon Swaby	g	2-2	1-1	3-6	0	1	1	0	8	0	0	0	1	9
15	Marcus Larsson	g	1-3	0-0	4-8	0	1	1	3	6	0	1	0	1	20
20	Morgan Taylor	g	4-8	0-2	1-2	0	0	0	3	9	0	0	0	1	14
21	Corey Sato	g	0-0	0-0	0-0	0	1	1	3	0	0	0	0	0	11
24	Bryce Davis	g	1-3	0-0	0-0	0	0	0	2	2	0	1	0	0	7
25	Des Balentine	g	1-3	0-0	0-0	1	1	2	1	2	1	1	0	1	16
	Team					0	0	0							
Totals			20-53	5-22	15-24	4	15	19	21	60	8	8	1	9	200

FG % 1st Half: 9-27 33.3% 2nd half: 11-26 42.3% Game: 20-53 37.7%  
3FG % 1st Half: 3-14 21.4% 2nd half: 2-8 25.0% Game: 5-22 22.7%  
FT % 1st Half: 7-8 87.5% 2nd half: 8-16 50.0% Game: 15-24 62.5%

Deadball  
Rebounds  
4,1

### Seattle U 81 • 5-5,0-0 WAC

#	Player		Total		3-Ptr		Rebounds			PF	TP	A				Min
			FG-FGA	FG-FGA	FT-FTA	Off	Def	Tot	To			Bk	Stl			
01	Carter, Myles	f	1-6	0-1	3-4	1	3	4	4	5	1	2	2	0	19	
11	Grigsby, Riley	g	6-9	3-5	7-7	4	6	10	3	22	0	3	1	2	31	
13	Means, Morgan	g	3-5	1-3	6-6	2	3	5	2	13	4	2	0	3	32	
23	Brown, Terrell	g	5-14	1-2	3-4	2	8	10	1	14	5	0	0	1	29	
24	Jones, Delante	g	2-6	1-3	2-2	1	1	2	1	7	1	3	0	0	21	
00	Economou, Rip		1-3	0-2	0-0	0	2	2	0	2	0	1	0	0	6	
02	Hopkins, Trey		0-1	0-1	1-2	0	1	1	3	1	0	0	0	0	5	
10	Nettles, Aaron		1-2	1-2	0-0	0	1	1	0	3	0	1	0	0	11	
12	Da Campo, Mattia		1-1	0-0	0-0	2	1	3	1	2	0	2	0	0	15	
21	Dallas, Jordan		1-3	0-2	5-5	1	4	5	3	7	1	1	0	0	16	
33	Hauge, Mikkel		0-1	0-0	0-0	0	0	0	1	0	0	0	0	0	3	
34	Hundal, Anand		2-4	0-1	1-1	2	1	3	2	5	0	0	0	0	9	
35	Pinskus, Dovv		0-0	0-0	0-0	0	0	1	1	0	0	0	1	0	3	
Team						1	1	2								



# 2019-20 BOX SCORES

## Official Basketball Box Score -- Game Totals -- Final Statistics Florida A&M vs Seattle U 12/21/19 7:00 pm at Seattle, WA (Redhawk Center)

## Official Basketball Box Score -- Game Totals -- Final Statistics Long Beach St. vs Seattle U 12/23/19 3:00 pm at Seattle, WA (Redhawk Center)

### Florida A&M 71 • 1-9,0-0 MEAC

#	Player	Total		3-Ptr		Rebounds			PF	TP	A	TO	Blk	Stl	Min
		FG-FGA	FG-FGA	FT-FTA	FT-FTA	Off	Def	Tot							
25	D.J. Jones	r	6-14	0-0	0-0	2	6	8	3	12	1	3	2	0	36
02	Kamron Reeves		1-6	0-3	0-0	0	5	5	4	2	3	3	0	1	31
03	M.J. Randolph	g	6-7	0-0	4-4	1	7	8	2	16	4	4	1	2	34
04	Rod Melton Jr.	g	6-11	3-5	2-3	1	3	4	2	17	2	3	0	0	31
23	Bryce Moragne	g	2-3	0-0	1-2	2	3	5	3	5	1	0	0	0	30
05	Nasir Core		2-6	1-1	3-4	1	4	5	0	8	2	1	1	0	22
20	Brendon Myles		4-7	3-3	0-0	0	1	1	2	11	0	0	0	0	12
30	Randall Leath		0-1	0-0	0-0	0	1	1	2	0	0	0	0	0	4
	Team					0	0	0							
Totals			27-55	7-12	10-13	7	30	37	18	71	13	16	4	3	200

FG % 1st Half: 16-29 55.2% 2nd half: 11-26 42.3% Game: 27-55 49.1% Deadball Rebounds 7,4  
3FG % 1st Half: 3-6 50.0% 2nd half: 4-6 66.7% Game: 7-12 58.3%  
FT % 1st Half: 1-1 100.0 2nd half: 9-12 75.0% Game: 10-13 76.9%

### Seattle U 57 • 6-7,0-0 WAC

#	Player	Total		3-Ptr		Rebounds			PF	TP	A	TO	Blk	Stl	Min
		FG-FGA	FG-FGA	FT-FTA	FT-FTA	Off	Def	Tot							
21	Dallas, Jordan	c	0-2	0-1	0-0	0	2	2	1	0	0	0	2	0	21
11	Grigsby, Riley		5-11	1-3	4-5	1	3	4	3	15	1	2	1	2	32
13	Means, Morgan	g	4-12	2-8	0-0	1	3	4	5	10	1	0	0	1	31
23	Brown, Terrell	g	8-23	0-2	2-5	2	2	4	2	18	3	3	0	0	39
24	Jones, Delante	g	1-2	0-1	1-2	0	0	0	1	3	0	2	1	0	13
00	Economou, Rip		0-0	0-0	0-0	0	0	0	1	0	0	1	1	0	3
02	Hopkins, Trey		0-0	0-0	0-0	0	2	2	1	0	0	0	0	0	7
10	Nettles, Aaron		2-7	1-5	0-0	0	0	0	0	5	0	0	0	0	28
12	Da Campo, Mattia		2-5	0-0	2-4	4	4	8	0	6	0	1	1	0	26
	Team					0	0	0							
Totals			22-62	4-20	9-16	8	16	24	14	57	5	9	6	3	200

FG % 1st Half: 9-29 31.0% 2nd half: 13-33 39.4% Game: 22-62 35.5% Deadball Rebounds 5,1  
3FG % 1st Half: 2-11 18.2% 2nd half: 4-20 22.2% Game: 4-20 20.0%  
FT % 1st Half: 4-8 50.0% 2nd half: 5-8 62.5% Game: 9-16 56.3%

Officials: Ray Ames, Jeff Ketchu, Jimmy Casas  
Technical fouls: Florida A&M-None. Seattle U-None.  
Attendance: 806  
2019-20 Men's Basketball. Round: 0. Florida A&M vs Seattle U. Played at Redhaw

Score by periods	1st	2nd	Total
Florida A&M	36	35	71
Seattle U	24	33	57

Last FG - FAMU 2nd-00:15, SU 2nd-00:07.  
Largest lead - FAMU by 18 2nd-04:04, SU by 2 1st-19:46.  
FAMU led for 37:45, SU led for 01:03. Game was tied for 01:12.

Score tied - 1 time.  
Lead changed - 1 time.

	In	Off	2nd	Fast	Bench
Points FAMU	22	12	1	13	19
SU	34	10	9	0	11

### Long Beach St. 57 • 4-10,0-0 Big Wes

#	Player	Total		3-Ptr		Rebounds			PF	TP	A	TO	Blk	Stl	Min
		FG-FGA	FG-FGA	FT-FTA	FT-FTA	Off	Def	Tot							
01	Michael Carter III	g	0-3	0-2	2-2	0	2	2	1	2	0	4	0	1	9
02	Jordan Roberts	g	0-4	0-1	1-2	0	4	4	0	1	1	2	0	1	18
10	Max De Geest	g	0-5	0-3	0-0	0	1	1	2	0	2	2	0	1	23
14	Colin Slater	g	3-8	1-3	0-0	0	3	3	5	7	3	0	0	1	28
31	Chance Hunter	g	3-7	2-5	2-2	1	5	6	2	10	0	4	0	0	20
03	Drew Cobb		4-8	1-2	0-1	1	3	4	0	9	2	4	0	0	25
11	Jordan Griffin		2-5	1-3	4-5	0	3	3	1	9	0	1	0	1	21
12	Breyon Jackson		0-1	0-0	0-0	1	1	2	0	0	0	1	1	0	5
13	Romelle Mansel		1-1	0-0	0-0	1	3	4	4	2	0	1	0	1	17
24	Joshua Morgan		3-7	0-1	5-6	0	4	4	0	11	3	4	3	1	25
32	Trevor Irish		1-1	0-0	0-0	2	0	2	1	2	1	0	0	0	7
40	Jeffrey Yan		2-3	0-0	0-1	1	0	1	0	4	0	0	0	0	2
	Team					0	0	0							
Totals			19-53	5-20	14-19	7	29	36	16	57	12	23	4	7	200

FG % 1st Half: 7-24 29.2% 2nd half: 12-29 41.4% Game: 19-53 35.8% Deadball Rebounds 5,1  
3FG % 1st Half: 1-10 10.0% 2nd half: 4-10 40.0% Game: 5-20 25.0%  
FT % 1st Half: 9-12 75.0% 2nd half: 5-7 71.4% Game: 14-19 73.7%

### Seattle U 79 • 7-7,0-0 WAC

#	Player	Total		3-Ptr		Rebounds			PF	TP	A	TO	Blk	Stl	Min
		FG-FGA	FG-FGA	FT-FTA	FT-FTA	Off	Def	Tot							
21	Dallas, Jordan	c	2-5	1-1	0-0	1	3	4	3	5	0	0	1	1	14
11	Grigsby, Riley	g	4-13	0-7	2-2	1	7	8	1	10	0	1	0	0	33
13	Means, Morgan	g	6-10	2-4	0-0	3	5	8	2	14	8	3	0	2	29
23	Brown, Terrell	g	5-10	1-2	4-4	0	1	1	3	15	9	2	0	4	32
24	Jones, Delante	g	4-8	3-5	0-0	2	2	4	1	11	0	0	0	2	24
00	Economou, Rip		1-2	0-1	0-0	1	0	1	0	2	0	1	2	1	3
01	Carter, Myles		4-9	0-0	5-6	1	4	5	2	13	0	2	1	1	23
02	Hopkins, Trey		0-2	0-1	0-0	0	0	0	3	0	0	0	0	0	6
10	Nettles, Aaron		2-6	2-6	0-0	0	1	1	2	6	0	2	0	2	20
12	Da Campo, Mattia		0-2	0-0	0-0	1	1	2	0	0	0	1	0	0	8
33	Hauge, Mikkel		1-1	0-0	1-2	0	0	0	0	3	0	0	0	0	6
35	Pinskus, Dov		0-1	0-1	0-0	0	0	0	0	0	0	0	0	0	2
	Team					0	0	0							
Totals			29-69	9-28	12-14	10	24	34	17	79	17	12	4	13	200

FG % 1st Half: 14-31 45.2% 2nd half: 15-38 39.5% Game: 29-69 42.0% Deadball Rebounds 2,3  
3FG % 1st Half: 5-14 35.7% 2nd half: 4-14 28.6% Game: 9-28 32.1%  
FT % 1st Half: 11-12 91.7% 2nd half: 1-2 50.0% Game: 12-14 85.7%

Officials: Scott Brown, Deldre Carr, Gregory Nixon  
Technical fouls: Long Beach St.-None. Seattle U-None.  
Attendance: 940

Score by periods	1st	2nd	Total
Long Beach St.	24	33	57
Seattle U	44	35	79

Last FG - LBSU 2nd-00:17, SU 2nd-02:04.  
Largest lead - LBSU None, SU by 31 2nd-12:28.  
LBSU led for 00:00, SU led for 38:19. Game was tied for 01:41.

Score tied - 0 times.  
Lead changed - 0 times.

## Official Basketball Box Score -- Game Totals -- Final Statistics Seattle U vs Kansas City 01/02/20 7:00 pm at Kansas City, Mo. (Winney Center)

### Seattle U 86 • 7-9,0-1 WAC

#	Player	Total		3-Ptr		Rebounds			PF	TP	A	TO	Blk	Stl	Min
		FG-FGA	FG-FGA	FT-FTA	FT-FTA	Off	Def	Tot							
01	Carter, Myles	r	5-8	0-0	1-1	5	4	9	5	11	0	0	1	1	33
10	Nettles, Aaron	g	6-11	5-9	0-2	1	4	5	3	17	0	3	0	2	45
11	Grigsby, Riley	g	4-12	0-6	7-9	3	7	10	1	15	0	0	2	2	47
13	Means, Morgan	g	5-17	1-8	10-10	1	8	9	5	21	3	4	0	1	55
23	Brown, Terrell	g	5-21	0-3	10-15	3	6	9	5	20	4	5	2	5	50
12	Da Campo, Mattia		0-4	0-2	0-0	2	1	3	0	0	0	1	0	0	24
21	Dallas, Jordan		0-1	0-1	0-0	0	0	0	2	0	0	0	0	0	8
24	Jones, Delante		1-2	0-1	0-0	0	0	0	1	2	1	0	0	0	13
	Team					1	2	3							
Totals			26-76	6-30	28-37	16	32	48	25	86	8	14	5	11	275

FG % 1st Half: 13-31 41.9% 2nd half: 7-27 25.9% OT: 6-18 33.3% Game: 26-76 34.2% Deadball Rebounds 6  
3FG % 1st Half: 3-13 23.1% 2nd half: 1-11 9.1% OT: 2-6 33.3% Game: 6-30 20.0%  
FT % 1st Half: 4-9 44.4% 2nd half: 8-8 100.0% OT: 16-20 80.0% Game: 28-37 75.7%

### Kansas City 90 • 8-7,1-0 WAC

#	Player	Total		3-Ptr		Rebounds			PF	TP	A	TO	Blk	Stl	Min
		FG-FGA	FG-FGA	FT-FTA	FT-FTA	Off	Def	Tot							
05	Jordan Giles	r	8-11	2-2	6-7	0	7	7	5	24	0	4	2	2	46
25	Javan White	r	7-12	1-2	2-2	2	7	9	3	17	1	5	2	0	41
02	Rob Whitfield	g	2-6	2-4	3-4	1	4	5	0	9	2	3	0	1	50
03	Brandon McKissic	g	3-11	1-3	1-4	0	1	1	5	8	3	2	0	1	39
33	Marvin Nesbitt Jr.	g	0-2	0-0	0-0	0	2	2	0	0	1	1	0	1	18
00	Zion Williams		1-1	0-0	0-0	0	1	1	1	2	0	2	0	0	14
04	Jahshire Hardnett		11-21	4-7	2-3	0	5	5	4	28	4	1	0	0	50



# 2019-20 BOX SCORES

## Official Basketball Box Score -- Game Totals -- Final Statistics Seattle U vs Chicago St. 01/04/20 12:05 pm at Chicago, IL (Jones Convocation Center)

### Seattle U 86 • 8-9,1-1 WAC

#	Player	Total		3-Ptr		Rebounds		PF	TP	A	TO	Blk	Stl	Min
		FG-FGA	FG-FGA	FT-FTA	FT-FTA	Off	Def							
01	Carter, Myles	f	2-5	0-0	2-4	1	3	4	4	6	0	2	2	22
10	Nettles, Aaron	g	1-3	1-3	2-2	0	2	2	3	5	1	0	0	18
11	Grigsby, Riley	g	1-9	0-6	5-6	2	8	10	4	7	0	2	1	29
13	Means, Morgan	g	1-8	1-4	4-4	1	2	3	3	7	4	0	0	32
23	Brown, Terrell	g	4-9	2-2	4-4	1	7	8	2	14	7	4	0	32
00	Economou, Rip	g	3-5	3-4	0-0	0	0	0	0	9	0	0	0	8
02	Hopkins, Trey	g	1-4	1-2	0-0	1	1	2	0	3	1	0	0	7
12	Da Campo, Mattia	g	4-11	2-5	8-9	4	4	8	3	18	1	0	0	28
21	Dallas, Jordan	g	1-1	0-0	0-0	1	0	1	0	2	0	0	0	1
24	Jones, Delante	g	4-9	4-9	2-2	0	1	1	1	14	0	0	0	15
33	Hauge, Mikkel	g	0-0	0-0	0-0	0	0	0	0	0	1	0	0	2
34	Hundal, Anand	g	0-0	0-0	1-2	1	0	1	0	1	0	0	0	4
35	Pinskus, Dovy	g	0-0	0-0	0-0	0	0	0	0	0	0	0	0	2
Team						0	0	0			1			
Totals			22-64	14-35	28-33	12	28	40	20	86	15	9	3	200

FG % 1st Half: 12-33 36.4% 2nd half: 10-31 32.3% Game: 22-64 34.4%  
3FG % 1st Half: 9-21 42.9% 2nd half: 5-14 35.7% Game: 14-35 40.0%  
FT % 1st Half: 8-11 72.7% 2nd half: 20-22 90.9% Game: 28-33 84.8%

### Chicago St. 54 • 4-13,0-2 WAC

#	Player	Total		3-Ptr		Rebounds		PF	TP	A	TO	Blk	Stl	Min
		FG-FGA	FG-FGA	FT-FTA	FT-FTA	Off	Def							
00	Rajeir Jones	f	2-9	1-4	2-4	1	5	6	3	7	1	4	0	34
04	Ke'Sean Davis	f	1-2	0-1	3-5	0	6	6	4	5	2	4	2	33
35	Solomon Hunt	c	2-7	0-0	0-0	2	5	7	4	4	1	2	0	14
01	Andrew Lewis	g	1-9	0-2	1-2	2	4	6	3	3	1	4	0	30
05	Xavier Johnson	g	5-10	2-4	6-6	0	4	4	5	18	1	2	0	23
10	Amir Gholizadeh	g	3-6	0-3	2-2	1	4	5	1	8	2	3	1	18
11	Kalil Whitehead	g	1-4	0-0	0-0	2	0	2	0	2	0	0	0	7
12	Carlo Marble	g	1-2	0-1	0-0	1	1	2	0	2	1	1	0	10
15	Noah Bigirumwami	g	0-1	0-0	1-2	1	0	1	4	1	1	1	0	15
22	Michael Johnson	g	2-5	0-1	0-0	0	1	1	2	4	0	0	0	16
Team						0	0	0						
Totals			18-55	3-16	15-21	10	30	40	26	54	10	21	4	200

FG % 1st Half: 9-27 33.3% 2nd half: 9-28 32.1% Game: 18-55 32.7%  
3FG % 1st Half: 0-4 0.0% 2nd half: 3-12 25.0% Game: 3-16 18.8%  
FT % 1st Half: 8-11 72.7% 2nd half: 7-10 70.0% Game: 15-21 71.4%

Officials: James Ford, Kelly Pfeiffer, Dan Nowakowski  
Technical fouls: Seattle U-None. Chicago St.-TEAM.  
Attendance: 307

Score by periods	1st	2nd	Total
Seattle U	41	45	86
Chicago St.	26	28	54

Last FG - SU 2nd-01:03, CSU 2nd-02:03.  
Largest lead - SU by 33 2nd-04:22, CSU by 11 1st-15:43.  
SU led for 31:26, CSU led for 07:55, Game was tied for 00:39.

Points	In	Off	2nd	Fast	Bench
SU	16	27	8	15	17
CSU	26	7			

Score tied - 1 time.  
Lead changed - 2 times.

## Official Basketball Box Score -- Game Totals -- Final Statistics Utah Valley vs Seattle U 01/11/20 7:00 pm at Seattle, WA (Redhawk Center)

### Utah Valley 50 • 7-11,1-2 WAC

#	Player	Total		3-Ptr		Rebounds		PF	TP	A	TO	Blk	Stl	Min
		FG-FGA	FG-FGA	FT-FTA	FT-FTA	Off	Def							
04	Emmanuel Olojakpoke	f	1-3	0-0	5-6	2	3	5	3	7	0	2	2	18
00	Isaiah White	g	2-10	0-4	2-2	0	5	5	1	6	0	3	0	30
03	TJ Washington	g	0-8	0-3	3-5	0	4	4	1	3	2	2	0	31
11	Brandon Averette	g	2-9	0-4	5-6	1	0	1	1	9	1	6	1	32
24	Trey Woodbury	g	2-6	1-2	4-4	0	4	4	1	9	0	0	0	31
02	Jamison Overton	g	4-9	0-2	2-2	2	0	2	4	10	1	1	0	23
05	Cavit Ege Havsa	g	2-5	2-5	0-0	1	1	2	0	6	0	3	0	13
13	Brandon Morley	g	0-1	0-0	0-0	3	2	5	3	0	0	1	1	12
20	Bradley Kitchen	g	0-1	0-0	0-0	1	0	1	2	0	1	0	0	1
Team						4	1	5						
Totals			13-52	3-20	21-25	14	20	34	16	50	5	18	4	200

FG % 1st Half: 5-20 25.0% 2nd half: 8-32 25.0% Game: 13-52 25.0%  
3FG % 1st Half: 0-7 0.0% 2nd half: 3-13 23.1% Game: 3-20 15.0%  
FT % 1st Half: 10-12 83.3% 2nd half: 11-13 84.6% Game: 21-25 84.0%

### Seattle U 83 • 9-9,2-1 WAC

#	Player	Total		3-Ptr		Rebounds		PF	TP	A	TO	Blk	Stl	Min
		FG-FGA	FG-FGA	FT-FTA	FT-FTA	Off	Def							
01	Carter, Myles	f	1-7	0-1	3-6	1	4	5	2	5	0	0	4	29
10	Nettles, Aaron	g	2-6	2-6	2-2	1	2	3	5	8	0	0	1	29
11	Grigsby, Riley	g	6-11	3-5	2-3	4	4	8	3	17	0	0	0	25
12	Da Campo, Mattia	g	4-9	1-4	0-0	3	5	8	3	9	3	2	1	31
23	Brown, Terrell	g	5-15	0-3	2-2	1	4	5	3	12	8	2	1	33
00	Economou, Rip	g	0-1	0-1	0-0	0	0	0	1	0	1	0	0	4
13	Means, Morgan	g	4-4	1-1	0-0	1	3	4	9	3	3	0	0	19
21	Dallas, Jordan	g	1-1	1-1	0-0	0	1	1	2	3	1	0	0	9
24	Jones, Delante	g	5-10	3-5	0-0	1	0	1	2	13	0	1	0	15
33	Hauge, Mikkel	g	0-0	0-0	2-2	0	1	1	0	2	0	0	0	2
34	Hundal, Anand	g	2-2	0-0	1-1	0	0	0	0	5	0	0	0	2
35	Pinskus, Dovy	g	0-0	0-0	0-0	0	0	0	0	0	0	0	0	2
Team						2	0	2						
Totals			30-66	11-27	12-16	14	24	38	25	83	15	10	7	200

FG % 1st Half: 14-37 37.8% 2nd half: 16-29 55.2% Game: 30-66 45.5%  
3FG % 1st Half: 4-14 28.6% 2nd half: 7-13 53.8% Game: 11-27 40.7%  
FT % 1st Half: 5-6 83.3% 2nd half: 7-10 70.0% Game: 12-16 75.0%

Officials: Ron Brokenbrough, Klaus Endrissat, Ken Ditty  
Technical fouls: Utah Valley-None. Seattle U-None.  
Attendance: 999

Score by periods	1st	2nd	Total
Utah Valley	20	30	50
Seattle U	37	46	83

Last FG - UVU 2nd-00:43, SU 2nd-01:04.  
Largest lead - UVU None, SU by 33 2nd-06:06.  
UVU led for 00:00, SU led for 39:31, Game was tied for 00:29.

Points	In	Off	2nd	Fast	Bench
UVU	18	22	9	8	16
SU	36	11	13	11	32

Score tied - 0 times.  
Lead changed - 0 times.

## Official Basketball Box Score -- Game Totals -- Final Statistics UTRGV vs Seattle U 01/16/20 7:00 pm at Seattle, WA (Redhawk Center)

### UTRGV 74 • 6-11,2-2 WAC

#	Player	Total		3-Ptr		Rebounds		PF	TP	A	TO	Blk	Stl	Min
		FG-FGA	FG-FGA	FT-FTA	FT-FTA	Off	Def							
01	Sean Rhea	f	5-8	0-0	3-4	2	6	8	3	13	1	0	1	25
11	Lesley Varner II	f	6-12	3-5	4-6	2	6	8	3	19	2	1	0	1
00	Chris Freeman	g	1-3	1-3	0-0	0	1	1	4	3	0	2	1	0
12	Rob McClain Jr.	g	1-3	0-2	0-0	1	0	1	1	2	0	0	0	13
14	Javon Levi	g	4-12	0-0	0-0	0	2	2	2	8	3	0	0	33
02	Quinton Johnson II	g	4-7	1-2	2-6	2	2	4	5	11	0	1	0	19
03	Connor Raines	g	2-3	1-1	0-0	0	0	0	1	5	0	0	1	0
05	Jamal Gaines	g	0-0	0-0	0-0	0	0	0	0	0	0	0	0	3
15	Uche Dibiamaka	g	0-3	0-2	0-0	0	1	1	0	0	1	2	0	13
20	Isaiah Garcia	g	0-0	0-0	0-0	0	0	0	0	0	0	0	0	1
21	Isaiah Fontaine	g	1-2	0-0	0-0	2	3	5	2	2	0	0	0	12
22	Jordan Jackson	g	2-6	0-1	7-8	0	3	3	3	11	1	3	2	1
Team						0	1	1						
Totals			26-59	6-16	16-24	9	25	34	24	74	13	12	5	200

FG % 1st Half: 11-24 45.8% 2nd half: 15-35 42.9% Game: 26-59 44.1%  
3FG % 1st Half: 4-9 44.4% 2nd half: 2-7 28.6% Game: 6-16 37.5%  
FT % 1st Half: 7-11 63.6% 2nd half: 9-13 69.2% Game: 16-24 66.7%

### Seattle U 91 • 10-9,3-1 WAC

Seattle U 91 • 10-9, 3-1 WAC																
#	Player		Total		3-Ptr		Rebounds			PF	TP	A	TO	Blk	Stl	Min
			FG-FGA	FG-FGA	FT-FTA	FT-FTA	Off	Def	Tot							
01	Carter, Myles	f	6-13	0-0	5-7	2	9	11	5	17	0	1	2	0	29	
10	Nettles, Aaron		2-7	2-5	0-0	1	5	6	2	6	3	1	0	0	29	
11	Grigsby, Riley	g	6-9	3-5	0-0	1	4	5	15	0	0	1	0	0	25	
13	Means, Morgan	g	8-10	3-4	3-5	0	1	1	2	22	4	1	0	2	37	
23	Brown, Terrell		3-11	0-0	2-2	2	4	6	3	8	9	4	3	2	38	
12	Da Campo, Mattia	g	2-5	2-3	5-6	4	3	7	2	11	2	0	0	0	15	
24	Jones, Delante		3-7	3-7	3-4	0	0	0	3	12	1	0	0	1	27	
	Team					1	0	1			1					
Totals			30-62	13-24	18-24	11	26	37	22	91	19	8	6	6	200	



# 2019-20 BOX SCORES

## Official Basketball Box Score -- Game Totals -- Final Statistics Seattle U vs Grand Canyon 01/23/20 7:00 pm at Phoenix, AZ (GCU Arena)

## Official Basketball Box Score -- Game Totals -- Final Statistics Seattle U vs CSU Bakersfield 01/25/20 7:00 pm at Bakersfield, CA (Icardo Center)

### Seattle U 77 • 10-11,3-3 WAC

#	Player	Total		3-Ptr		Rebounds			PF	TP	A TO Blk Stl				Min
		FG-FGA	FG-FGA	FT-FTA	Off Def Tot	PF	TP	A TO Blk Stl							
01	Carter, Myles	r	3-5	0-0	3-5	4	7	11	3	9	0	4	1	1	36
10	Nettles, Aaron	g	0-1	0-1	2-2	0	0	0	2	2	0	0	0	0	8
11	Grigsby, Riley	g	1-8	1-5	1-2	1	2	3	4	4	2	2	0	1	28
13	Means, Morgan	g	3-9	1-5	3-4	1	5	6	4	10	1	1	0	1	32
23	Brown, Terrell	g	13-28	0-0	5-6	1	3	4	2	31	4	1	1	2	40
00	Economou, Rip	g	0-0	0-0	0-0	0	0	0	0	0	0	0	0	0	1
12	Da Campo, Mattia	g	1-4	0-2	0-0	1	2	3	5	2	1	0	0	1	21
24	Dallas, Jordan	g	0-1	0-1	0-0	0	1	1	2	0	0	0	1	0	2
24	Jones, Delante	g	5-9	4-6	5-6	0	0	0	5	19	0	0	0	1	32
Team						1	2	3							
Totals			26-65	6-20	19-25	9	22	31	27	77	8	8	3	7	200
FG % 1st Half: 11-32		34.4%	2nd half: 15-33		45.5%	Game: 26-65		40.0%	Deadball		Rebounds				
3FG % 1st Half: 2-11		18.2%	2nd half: 4-9		44.4%	Game: 6-20		30.0%							
FT % 1st Half: 10-13		76.9%	2nd half: 9-12		75.0%	Game: 19-25		76.0%							

### Grand Canyon 80 • 8-11,3-2 WAC

#	Player	Total		3-Ptr		Rebounds			PF	TP	A TO Blk Stl				Min
		FG-FGA	FG-FGA	FT-FTA	Off Def Tot	PF	TP	A TO Blk Stl							
24	Bryce Okpoh	f	3-6	0-0	0-0	5	3	8	5	6	2	3	0	0	21
25	Alessandro Lever	c	5-8	1-2	5-5	3	4	7	4	16	0	2	1	0	30
03	Mikey Dixon	g	3-14	0-4	5-8	1	4	5	1	11	2	2	0	1	35
10	Jovan Blacksher Jr.	g	3-7	0-2	1-1	0	7	7	5	7	2	0	0	3	25
23	Carlos Johnson	g	7-14	0-3	3-5	1	8	9	1	17	3	5	2	0	38
01	Isiah Brown	g	1-5	0-2	8-8	2	2	4	5	10	1	1	0	0	22
10	Lorenzo Jenkins	g	4-5	0-1	5-6	1	5	6	2	13	1	1	0	0	29
15	Raeef Gerdes	g	0-0	0-0	0-0	0	0	0	0	0	0	0	0	0	0+
Team						1	0	1			2				
Totals			26-59	1-14	27-33	14	33	47	23	80	11	16	3	4	200
FG % 1st Half: 14-35		40.0%	2nd half: 12-24		50.0%	Game: 26-59		44.1%	Deadball		Rebounds				
3FG % 1st Half: 1-9		11.1%	2nd half: 0-5		0.0%	Game: 1-14		7.1%							
FT % 1st Half: 8-11		72.7%	2nd half: 19-22		86.4%	Game: 27-33		81.8%							

Officials: Casey McClellan, Ron Brokenbrough, D.G. Nelson  
Technical fouls: Seattle U-None. Grand Canyon-None.  
Attendance: 6572

Score by periods	1st	2nd	Total
Seattle U	34	43	77
Grand Canyon	37	43	80

Points	In	Off	2nd	Fast	Bench
SU	38	27	6	11	21
GCU	38	17	11	2	23

Last FG - SU 2nd-00:00, GCU 2nd-01:01.  
Largest lead - SU by 4 1st-07:25, GCU by 8 1st-18:06.  
SU led for 03:04, GCU led for 33:00. Game was tied for 03:56.

Score tied - 8 times.  
Lead changed - 4 times.

### Seattle U 86 • 11-11,4-3 WAC

#	Player	Total		3-Ptr		Rebounds			PF	TP	A TO Blk Stl				Min
		FG-FGA	FG-FGA	FT-FTA	Off Def Tot	PF	TP	A TO Blk Stl							
21	Dallas, Jordan	c	3-7	2-5	0-0	1	2	3	5	8	0	1	1	0	27
10	Nettles, Aaron	g	1-2	1-2	0-0	0	0	0	1	3	2	1	0	0	12
12	Da Campo, Mattia	g	4-6	2-4	4-4	1	0	1	4	14	0	1	0	1	22
13	Means, Morgan	g	5-11	2-5	7-7	6	7	13	3	19	4	3	0	1	40
23	Brown, Terrell	g	7-14	0-1	7-8	0	3	3	3	21	3	4	0	1	34
01	Carter, Myles	g	0-0	0-0	1-4	0	1	1	0	1	0	0	1	0	4
11	Grigsby, Riley	g	4-10	3-6	2-4	1	5	6	2	13	1	1	0	0	37
24	Jones, Delante	g	1-2	0-1	2-2	0	1	1	3	4	1	1	0	0	15
34	Hundal, Anand	g	1-3	1-2	0-0	0	0	0	1	3	0	0	1	0	9
Team						2	2	4							
Totals			26-55	11-26	23-29	11	21	32	22	86	11	12	3	3	200
FG % 1st Half: 12-30		40.0%	2nd half: 14-25		56.0%	Game: 26-55		47.3%	Deadball		Rebounds				
3FG % 1st Half: 6-17		35.3%	2nd half: 5-9		55.6%	Game: 11-26		42.3%							
FT % 1st Half: 2-2		100.0	2nd half: 21-27		77.8%	Game: 23-29		79.3%							

### CSU Bakersfield 79 • 10-11,4-2 WAC

#	Player	Total		3-Ptr		Rebounds			PF	TP	A TO Blk Stl				Min
		FG-FGA	FG-FGA	FT-FTA	Off Def Tot	PF	TP	A TO Blk Stl							
21	Greg Lee	f	0-3	0-1	0-0	1	2	3	0	0	1	2	1	0	18
32	Shawn Stith	f	0-1	0-1	2-2	0	1	1	1	2	0	1	0	0	18
04	Taze Moore	g	7-16	1-5	8-10	1	7	8	3	23	4	1	1	5	33
05	Czar Perry	g	4-13	0-0	4-6	2	2	4	3	12	8	4	0	0	35
13	De'Monte Buckingham	g	5-9	1-3	5-7	4	3	7	5	16	0	0	0	1	32
00	Ronne Readus	g	1-2	0-0	1-2	1	0	1	3	3	0	2	0	0	12
03	Cam Allen	g	0-1	0-0	0-0	0	0	0	1	0	1	0	0	0	4
10	Justin Edler-Davis	g	6-10	3-6	2-3	3	3	6	5	17	0	1	1	3	30
11	Jack Schoemann	g	0-0	0-0	0-0	0	0	0	0	0	0	0	0	0	0+
22	Justin McCall	g	3-6	0-0	0-0	1	1	2	2	6	0	0	0	0	18
Team						2	1	3			1				
Totals			26-61	5-16	22-30	15	20	35	23	79	14	12	3	9	200
FG % 1st Half: 11-28		39.3%	2nd half: 15-33		45.5%	Game: 26-61		42.6%	Deadball		Rebounds				
3FG % 1st Half: 3-7		42.9%	2nd half: 2-9		22.2%	Game: 5-16		31.3%							
FT % 1st Half: 6-7		85.7%	2nd half: 16-23		69.6%	Game: 22-30		73.3%							

Officials: Martin Cichocki, Juan Corral, Michael Irving  
Technical fouls: Seattle U-None. CSU Bakersfield-None.  
Attendance: 3515

Score by periods	1st	2nd	Total
Seattle U	32	54	86
CSU Bakersfield	31	48	79

Points	In	Off	2nd	Fast	Bench
SU	28	17	17	13	21
CSUB	34	13	15	18	26

Last FG - SU 2nd-00:46, CSUB 2nd-00:05.  
Largest lead - SU by 9 2nd-13:40, CSUB by 4 1st-02:32.  
SU led for 31:05, CSUB led for 07:16. Game was tied for 01:39.

Score tied - 5 times.  
Lead changed - 9 times.

## Official Basketball Box Score -- Game Totals -- Final Statistics California Baptist vs Seattle U 02/01/20 1:00 pm at Kent, WA (accessio ShoWare Center)

## Official Basketball Box Score -- Game Totals -- Final Statistics Seattle U vs Utah Valley 02/08/20 2:00 pm at Orem, UT (UCCU Center)

### California Baptist 72 • 16-6,6-2 WAC

#	Player		Total		3-Ptr	Rebounds			PF	TP	A	TO	Blk	Stl	Min	
			FG-FGA	FG-FGA	FT-FTA	Off	Def	Tot								
35	Dejon Davis	f	4-13	0-2	1-3	6	13	19	5	9	0	1	0	0	33	
33	Zach Pirog	c	2-2	0-0	8-8	1	2	3	4	12	0	1	4	0	30	
00	Milan Acquah	g	6-15	1-4	5-7	0	4	4	2	18	8	2	1	0	37	
15	Brandon Boyd	g	4-8	2-3	0-0	0	3	3	2	10	2	4	0	0	22	
31	Ferron Flavors Jr.	g	1-10	1-5	5-8	4	1	5	1	8	1	2	0	0	24	
03	Tre Armstrong		1-2	0-0	0-0	0	4	4	2	2	0	2	1	0	15	
05	Reed Nottage		0-1	0-1	0-0	0	0	0	3	0	0	0	0	0	11	
11	Bul Kuol		4-9	4-7	1-1	1	2	3	4	13	0	0	0	0	27	
12	Glenn Morison		0-0	0-0	0-0	2	4	6	4	0	0	0	0	0	11	
Team						3	1	4				1				
Totals				22-60	8-22	20-27	17	34	51	27	72	11	13	6	0	200
FG % 1st Half: 14-33			42.4%	2nd half: 8-27	29.6%	Game: 22-60	36.7%									Deadball
3FG % 1st Half: 5-12			41.7%	2nd half: 3-10	30.0%	Game: 8-22	36.4%									Rebounds
FT % 1st Half: 0-1			0.0%	2nd half: 20-26	76.9%	Game: 20-27	74.1%									2,2





# 2019-20 BOX SCORES

## Official Basketball Box Score -- Game Totals -- Final Statistics Seattle U vs New Mexico St. 02/13/20 7:00 pm at Las Cruces, NM (Pan American Center)

### Seattle U 64 • 12-13,5-5 WAC

#	Player	Total		3-Ptr		Rebounds			PF	TP	A	TO	Blk	Stl	Min
		FG-FGA	FG-FGA	FT-FTA	Off Def Tot	PF	TP	A TO Blk Stl							
21	Dallas, Jordan	c	2-4	2-3	0-0	0 3 3	3	6	0 1 1 0	23					
11	Grigsby, Riley	g	3-7	2-5	1-2	1 2 3	4	9	1 0 0 0	18					
12	Da Campo, Mattia	g	2-7	2-5	4-4	0 3 3	3	10	2 0 0 1	34					
13	Means, Morgan	g	3-13	2-7	2-2	0 4 4	3	10	3 3 0 1	38					
23	Brown, Terrell	g	6-18	0-3	4-6	2 3 5	4	16	4 1 0 4	29					
01	Carter, Myles		1-1	0-0	0-2	0 8 8	2	2	0 1 0 0	23					
10	Nettles, Aaron		2-3	2-3	0-0	0 1 1	1	6	0 1 0 0	19					
24	Jones, Delante		2-3	0-1	1-1	0 0 0	1	5	0 0 0 0	16					
Team					1 1 2										
Totals			21-56	10-27	12-17	4 25 29	21	64	10 7 1 6	200					

FG % 1st Half: 8-22 36.4% 2nd half: 13-34 38.2% Game: 21-56 37.5% Deadball Rebounds 3.1  
3FG % 1st Half: 6-12 50.0% 2nd half: 4-15 26.7% Game: 10-27 37.0%  
FT % 1st Half: 8-10 80.0% 2nd half: 4-7 57.1% Game: 12-17 70.6%

### New Mexico St. 72 • 20-6,11-0 WAC

#	Player	Total		3-Ptr		Rebounds			PF	TP	A	TO	Blk	Stl	Min
		FG-FGA	FG-FGA	FT-FTA	Off Def Tot	PF	TP	A TO Blk Stl							
15	Ivan Aurrecoechea	r	2-6	0-0	7-7	1 4 5	3	11	1 2 0 1	22					
35	Johnny McCants	r	6-14	1-6	1-2	4 14 18	2	14	3 0 1 1	36					
03	Terrell Brown	g	2-5	2-4	3-4	0 1 1	0	9	1 0 0 0	21					
10	Jabari Rice	g	3-8	0-3	4-5	2 3 5	3	10	3 2 0 1	25					
11	Evan Gilyard	g	3-5	1-2	3-4	0 3 3	0	10	1 2 0 2	27					
01	Shunn Buchanan		2-4	1-2	0-0	0 2 2	3	5	1 2 0 0	19					
13	C.J. Bobbitt		0-1	0-1	0-0	0 2 2	1	0	0 0 0 0	7					
21	Trevelin Queen		0-2	0-2	2-2	0 2 2	3	2	0 0 0 0	14					
24	William McNair		0-1	0-0	0-0	0 1 1	2	0	0 0 1 0	12					
55	Shawn Williams		4-9	2-5	1-1	1 1 2	0	11	0 1 0 1	17					
Team					0 0 0										
Totals			22-55	7-25	21-25	8 33 41	17	72	10 9 2 6	200					

FG % 1st Half: 12-28 42.9% 2nd half: 10-27 37.0% Game: 22-55 40.0% Deadball Rebounds 3  
3FG % 1st Half: 5-16 31.3% 2nd half: 2-9 22.2% Game: 7-25 28.0%  
FT % 1st Half: 8-10 80.0% 2nd half: 13-15 86.7% Game: 21-25 84.0%

Officials: Marc Beasley, Jim Schipper, Tommy Nunez  
Technical fouls: Seattle U-None. New Mexico St.-None.  
Attendance: 4794

Score by periods	1st	2nd	Total
Seattle U	30	34	64
New Mexico St.	37	35	72

Last FG - SU 2nd-01:41, NMSU 2nd-02:49.  
Largest lead - SU None, NMSU by 11 1st-03:14.  
SU led for 00:00. NMSU led for 39:11. Game was tied for 00:49.

Points	In Paint	Off T/O	2nd Chance	Fast Break	Bench
SU	22	7	4	8	13
NMSU	26	3	15	13	18

Score tied - 1 time.  
Lead changed - 0 times.

## Official Basketball Box Score -- Game Totals -- Final Statistics Seattle U vs UTRGV 02/15/20 7:00 pm at Edinburg, TX (UTRGV Fieldhouse)

### Seattle U 72 • 12-14,5-6 WAC

#	Player	Total		3-Ptr		Rebounds			PF	TP	A	TO	Blk	Stl	Min
		FG-FGA	FG-FGA	FT-FTA	Off Def Tot	PF	TP	A TO Blk Stl							
01	Carter, Myles	r	5-8	0-0	1-3	2 4 6	3	11	1 1 0 3	30					
10	Nettles, Aaron	g	3-8	3-7	0-0	1 4 5	2	9	2 0 0 0	35					
11	Grigsby, Riley	g	3-5	1-2	2-2	0 3 3	3	9	1 1 0 1	24					
13	Means, Morgan	g	4-12	1-4	8-9	4 6 10	5	17	5 3 0 0	33					
23	Brown, Terrell	g	7-20	0-3	4-5	2 3 5	5	18	2 6 0 2	38					
02	Hopkins, Trey		0-0	0-0	2-2	0 0 0	0	2	0 1 0 0	0+					
12	Da Campo, Mattia		2-7	1-4	1-2	1 3 4	5	6	1 1 0 0	25					
21	Dallas, Jordan		0-0	0-0	0-0	0 1 1	1	0	0 0 1 0	5					
24	Jones, Delante		0-4	0-0	0-0	0 0 0	1	0	1 0 0 0	10					
34	Hundal, Anand		0-0	0-0	0-0	0 0 0	0	0	0 0 0 0	0+					
Team					1 2 3										
Totals			24-64	6-20	18-23	11 26 37	25	72	13 13 1 6	200					

FG % 1st Half: 13-33 39.4% 2nd half: 11-31 35.5% Game: 24-64 37.5% Deadball Rebounds 0.1  
3FG % 1st Half: 5-16 31.3% 2nd half: 1-4 25.0% Game: 6-20 30.0%  
FT % 1st Half: 5-6 83.3% 2nd half: 13-17 76.5% Game: 18-23 78.3%

### UTRGV 79 • 11-14,7-5 WAC

#	Player	Total		3-Ptr		Rebounds			PF	TP	A	TO	Blk	Stl	Min
		FG-FGA	FG-FGA	FT-FTA	Off Def Tot	PF	TP	A TO Blk Stl							
01	Sean Rhea	r	4-7	0-0	2-2	1 9 10	4	10	1 0 0 0	28					
11	Lesley Varner II	r	6-11	1-3	10-11	2 6 8	0	23	2 1 0 0	27					
02	Quinton Johnson II	g	3-8	1-2	0-0	3 6 9	2	7	1 3 0 1	27					
14	Javon Levi	g	2-7	1-1	5-8	0 1 1	3	10	7 2 0 3	31					
22	Jordan Jackson	g	5-11	1-2	4-5	1 3 4	4	15	4 2 2 3	31					
00	Chris Freeman		3-4	0-1	0-0	0 0 0	2	6	0 2 0 0	15					
03	Connor Raines		0-2	0-1	2-2	0 1 1	0	2	0 0 0 0	7					
12	Rob McClain Jr.		1-2	1-2	1-3	0 3 3	2	4	2 1 0 0	16					
15	Uche Dibiamaka		0-2	0-0	0-0	0 0 0	2	0	1 0 0 0	6					
21	Isaiah Fontaine		1-2	0-0	0-1	1 2 3	1	2	0 1 1 1	6					
23	Anthony Bratton		0-0	0-0	0-0	0 0 0	2	0	0 0 1 0	6					
Team					0 3 3										
Totals			25-56	5-12	24-32	8 34 42	22	79	18 12 4 8	200					

FG % 1st Half: 14-28 50.0% 2nd half: 11-28 39.3% Game: 25-56 44.6% Deadball Rebounds 4  
3FG % 1st Half: 4-9 44.4% 2nd half: 1-3 33.3% Game: 5-12 41.7%  
FT % 1st Half: 9-11 81.8% 2nd half: 15-21 71.4% Game: 24-32 75.0%

Officials: Dan Nowakowski, Jeff Wooten, Brent Meaux  
Technical fouls: Seattle U-None. UTRGV-Chris Freeman.  
Attendance: 1667

Score by periods	1st	2nd	Total
Seattle U	36	36	72
UTRGV	41	38	79

Points	In Paint	Off T/O	2nd Chance	Fast Break	Bench
SU	32	17	16	6	8
UTRGV	24	21	6	24	14

Last FG - SU 2nd-01:23, UTRGV 2nd-01:01.  
Largest lead - SU by 6 1st-10:04, UTRGV by 10 2nd-15:18.  
SU led for 07:28. UTRGV led for 29:00. Game was tied for 03:32.

Score tied - 6 times.  
Lead changed - 12 times.