



# RHODE ISLAND

## 2016 CAA Football Media Day

GoRhody.com • Twitter.com/RhodyFootball • Facebook.com/RhodyFootball • YouTube.com/RhodelslandRams

### 2016 SCHEDULE

Overall: 0-0 • CAA Football: 0-0 • Home: 0-0 • Away: 0-0

SEPT	3	Sat	at Kansas	7:00 PM
	10	Sat	ALBANY *	1:00 PM
	16	Fri	at Harvard	7:00 PM
	24	Sat	NEW HAMPSHIRE	1:00 PM
OCT	1	Sat	BROWN	12:00 PM
	8	Sat	at Villanova *	12:00 PM
	15	Sat	at Stony Brook *	4:00 PM
	22	Sat	MAINE *	12:00 PM
29	Sat	at James Madison *	3:30 PM	
NOV	5	Sat	bye	
	12	Sat	at Elon *	1:30 PM
	19	Sat	TOWSON *	12:00 PM

\* CAA Football Game | Home games in **BOLD**

### 2015 RESULTS

Overall: 1-10 • CAA: 1-7 • Home: 1-4 • Away: 0-6

SEPT	4	Fri	at Syracuse	L, 47-0
	12	Sat	at Albany *	L, 35-7
	19	Sat	HARVARD	L, 41-10
26	Sat	at Maine	L, 27-17	
OCT	3	Sat	at Brown	L, 41-31
	10	Sat	DELAWARE *	W, 20-0
	17	Sat	RICHMOND *	L, 37-12
31	Sat	at New Hampshire *	L, 20-17	
NOV	7	Sat	VILLANOVA *	L, 24-3
	14	Sat	STONY BROOK *	L, 19-7
	21	Sat	at Towson *	L, 38-21

\* CAA Football Game | Home games in **BOLD**

#### COOPER, PARKER NAMED TO CAA FOOTBALL PRESEASON TEAM

For the first time in since 2011, Rhode Island has two players on the CAA Football Preseason All-Conference Team. Junior kick returner **Harold Cooper** and senior linebacker **Adam Parker** were among 28 players named to the team. They are the first Ram tandem to make the preseason team since 2011, when quarterback **Steve Probst** and kick returner **Travis Hurd** did so.

Cooper led the conference with his 23.7 yards per kick return average in 2015. He had a 92-yard kick return for a touchdown against Brown, one of five touchdown returns league-wide this season. He ranked 10th in the country with 157.9 all-purpose yards per game, and his 305 all-purpose yards against Brown were the most by any CAA player in a game this season.

Parker started the first nine games of the season before suffering a season-ending injury against Villanova. He ranked sixth in the league in tackles per game (8.4) and had 76 tackles, 8.5 tackles for loss, 2.0 sacks and a fumble return for a touchdown against Brown. He recorded his 200th career tackle midway through the season and will enter 2016 with 219 stops.

#### RAMS RETURN FOUR ALL-CONFERENCE PLAYERS

**Harold Cooper** - named a preseason second-team All-American by FootballGameplan.com - earned two spots on 2015 CAA Football All-Conference Team, leading a contingent of four returning Rams who earned CAA Football All-Conference honors last season.

Cooper earned first-team honors as a kick returner and third team accolades as a running back. Joining him on the team last year were were linebacker **Adam Parker**, tight end **Charlie McKeeman** (3rd team) and defensive tackle **Mike Ezirike** (3rd team).

In addition to his explosive return game, Cooper led the Rams in rushing yards (746), touchdowns (6) and all-purpose yards (1,582).

Parker, who played in only nine games last year before a season-ending injury, ranked sixth in the conference tackles per game (8.4) and collected a total of 76 tackles on the season.

Ezirike became a formidable threat on the D-line last season, starting all 11 games for the Rams. He collected 26 tackles, 7.5 of those for a loss and notched two sacks. He had a career high nine tackle in the season finale against Towson.

McKeeman, a duel threat in both the run blocking game and the passing game for Rhody, finished the year with 17 catches for 161 yards and one touchdown.

#### KENNEDY, CRINER ADDED TO COACHING STAFF

Head Coach **Jim Fleming** added two new pieces to the coaching staff for 2016, adding **Keegan Kennedy** as the new offensive line coach and **Mark Criner** as the new linebackers coach.

Kennedy comes to Rhode Island after spending the last four years at Central Florida serving in numerous different roles. Last fall he was the special teams coordinator while also coaching the tight ends and H-backs.

Criner - who played for coach Fleming at Boise State - joins the Rams staff after the past two years at Lamar. In those two seasons, the Cardinals had a top 10 defense and were able to win eight games in a season for the first time since 1974.

#### PUTTING THE STUDENT IN STUDENT-ATHLETE

Rhode Island placed a program record 18 players on the 2015 CAA Football Academic All-Conference Team. Redshirt senior **Robby Delgado** earned the honor for the fourth consecutive season, while fellow redshirt senior **Tim Wiendaw** was Rhody's finalist for the CAA Football Student-Athlete of the Year Award, which went to Villanova's **Jake Prus**.

Earning a spot on the team for the third time was redshirt senior safety **Kolt Peavey**. Redshirt sophomore tight end **Charlie McKeeman** made the team for the second season in a row.

First-time honorees were senior **Mark Murphy**; juniors **Tyler Arena**, **Brian Collins** and **Tom Kelleher**; and sophomore **Shawn Antoine II**. Freshman making the team were **Lorenzo Bryant**, **Michael Curry**, **Alex Ganter**, **Anthony Garro**, **Power Kanga**, **Jordan Koester**, **Justin Rohrwasser**, **Jordan Vazzano** and **Jake Whan**.

To be eligible for the CAA Football Academic All-Conference Team, student-athletes must hold a cumulative GPA of 3.00 or higher. Voting for the Student-Athlete of the Year award was conducted by the league's media relations directors.

#### MISSION ACCOMPLISHED: SIGNING DAY SUCCESS

Rhode Island's 2016 signing class may have been the best one yet under head coach **Jim Fleming** and his staff. The signing class was ranked first among CAA Football teams by the website 247sports.com.

Coach Fleming and his staff brought in a slew of talent on signing day, signing 29 players. Eight of the 29 players have either college or prep level experience from last year.

Redshirt wide receiver **Sam Benjamin** is a transfer from Temple who will spend a graduate year at Rhode Island. Benjamin was with the Rams in time for spring camp and is expected to make an impact immediately.

#### JUST WHAT THE DOCTOR ORDERED: HOME COOKING

Rhode Island will play three of its first five games at the friendly confines of Meade Stadium this season. After the season opener at Kansas, the Rams return home to host Albany on Sept. 10. After a road game at Harvard, the Rams return home for back-to-back games against New Hampshire (Sept. 24) and Brown (Oct. 1).

Other home opponents include Maine (Oct 22.) and then Towson (Nov. 19) in the regular season finale.

#### ODDS AND ENDS

- When Rhody opens the season at Kansas on Sept. 3, it will be the first time in program history the Rams will face a Big 12 Conference school.
- Rhode Island's 2016 opponents are no strangers to success. Two opponents were FCS playoff teams from a year ago, as James Madison was the No. 5 seed in the 2015 FCS playoffs and New Hampshire made its 12th consecutive appearance in the postseason. Two teams - No. 11 James Madison and No. 20 Harvard were ranked in both season-ending FCS polls.
- Rhode Island's bye week is the week of Nov 5., coming off a trip to James Madison (Oct. 29) and before heading back out on to the road to face Elon (Nov. 12). The Elon game will be the first meeting ever between the schools.

# CAA FOOTBALL

CAA Football has raised the profile of what was once the Yankee Conference, and later the Atlantic 10 Conference, since the league came under the CAA banner in 2007. Over the past nine years, CAA Football has established itself as one of the nation's premier FCS power conferences with regard to on-field success, television exposure, marketability and the achievements of its student-athletes in the classroom, in the community and at the next level.

2015 saw CAA Football once again send four programs to the FCS Championship, including a pair of national seeds for the second-straight year. Richmond went on to reach the national semifinal round, becoming CAA Football's 22nd all-time playoff semifinalist. Additionally, a total of 10 CAA Football student-athletes and coaches were named finalists for the prestigious STATS FCS national awards.

CAA Football reached a national audience last fall with 24 regular-season games broadcast by league network partners, in addition to numerous others showcased on CAA.tv. The CAA's national appeal was further on display when ESPN's iconic College Gameday aired live from James Madison on Oct. 24, marking the show's first trip to a CAA campus.

CAA Football continued its success against non-conference opponents in 2015, finishing 19-11 against non-league foes. On Sept. 26, James Madison tallied the CAA's 32nd all-time win over an FBS opponent by upsetting SMU on the road, 48-45.

A strong presence in the national rankings remained another constant for CAA Football in 2015. Five league schools were ranked at one point during the season, with Richmond, William & Mary and James Madison each finishing the year in the top 12 of both national polls.

For the second-straight season, 17 CAA Football players were named to one or more All-America teams in 2015, led by consensus All-America cornerback DeAndre Houston-Carson of William & Mary. Five more earned spots on the CoSIDA and FCS ADA Academic All-America lists.

CAA Football continues to provide a path to the next level, with two players selected in the 2016 NFL Draft. Houston-Carson was drafted in the sixth round by the Chicago Bears and Maine defensive lineman Trevor Bates went to the Indianapolis Colts in round seven. The conference has now had multiple players picked in each NFL Draft since 2006.

CAA Football's emphasis on its players' off-the-field achievements was evident again in 2015. Villanova's Jake Prus was the recipient of the Chuck Boone Leadership Award, which honors the player who best embodies the highest standards of leadership, integrity, teamwork and sportsmanship in his academic and athletic pursuits. Prus was also selected as CAA Football's Student-Athlete of the Year.

Showing a desire to unite behind a common cause, all 12 CAA Football schools partnered with the Be the Match Foundation and its "Get in the Game, Save a Life" program in 2015. The conference's first-ever Be The Match Saturday was held on Oct. 31 to further raise awareness of the need for bone marrow donors.

A legendary era in college athletics came to an end last year when CAA Commissioner Tom Yeager announced his retirement. Yeager was the longest-tenured commissioner at the Division I level, having guided the CAA for 31 years – including nine years of CAA Football oversight. On March 9, 2016, Joe D'Antonio was selected as the second commissioner of the CAA and CAA Football following a national search.

CAA Football has enjoyed a tremendous record in the postseason, earning 94 playoff berths and at least three in every year since 2006. The league's 91 all-time wins in the NCAA playoffs are second-most of any FCS conference, and the league has further established its presence at the national level by placing 11 teams in the national semifinals over the past 10 seasons.

Villanova's 2009 national championship and Richmond's 2008 title mark the most recent national crowns for CAA Football. In 2004, James Madison claimed the national championship, becoming the first team since the field expanded to 16 teams in 1986 to reach the final after winning three road playoff games. Delaware rolled past Colgate, 40-0, to capture the first title-game shutout in 2003. Former league member Massachusetts earned a national championship in 1998.

CAA Football boasts a total of 26 individual national award winners in league history. Villanova quarterback John Robertson (2014), Old Dominion quarterback Taylor Heinicke (2012), New Hampshire quarterback Ricky Santos (2006), William & Mary quarterback Lang Campbell (2004), Villanova running back Brian Westbrook (2001), Nova wide receiver Brian Finneran (1997), UNH running back Jerry Azumah (1998) and Towson running back Dave Meggett (1998) all won the FCS Offensive Player of the Year award under the league banner. UNH linebacker Matt Evans (2011), James Madison defensive lineman Arthur Moats (2009), and JMU linebacker Derrick Lloyd (2001) each received the FCS Defensive Player of the Year award. Robertson (2012) and Towson's Terrance West (2011) are past recipients of the FCS Freshman of the Year Award. New Hampshire's McDonnell (2005 and 2014), Towson's Rob Ambrose (2011), JMU's Mickey Matthews (1999 and 2008), Villanova's Andy Talley (1997) and Boston University's Dan Allen (1993) are past FCS National Coach of the Year Award winners from the league. McDonnell (2014), Matthews (2004), Talley (1997 and 2009), Delaware's K.C. Keeler (2010), Richmond's Mike London (2008), and Massachusetts' Mark Whipple (1998) have all garnered the AFCA National Coach of the Year honor as well.

The league remains successful beyond the collegiate playing field. CAA Football has had 111 players drafted by NFL franchises dating back to 1948. A total of 33 players have been selected in the draft over the last 11 years, including 2013 Super Bowl MVP Joe Flacco of Delaware (18th overall to the Baltimore Ravens in 2008). More than 30 players currently join Flacco on active NFL rosters.

CAA Football's geographic footprint extends up and down the East Coast, with schools located from Maine to North Carolina. This season's members include UAlbany, Delaware, Elon, James Madison, Maine, New Hampshire, Rhode Island, Richmond, Stony Brook, Towson, Villanova and William and Mary.

While CAA Football officially began March 1, 2007, its roots date back more than 60 years. On December 3, 1946, the Code of the Yankee Conference went into effect. Established as an all-sports conference for the New England land grant colleges, the six charter members included Connecticut, Maine, Massachusetts, New Hampshire, Rhode Island and Vermont. Upon the formation of Division I-AA football in 1978, the league disbanded all sports except for football. Delaware and Richmond were admitted to the conference in 1986, Villanova was added in 1988 and James Madison, Northeastern and William and Mary joined the league in 1993. The Atlantic 10 assumed operational control of the conference from 1997-2006, with Hofstra becoming part of the league in 2001 and Towson joining the group in 2004. With the conference under the CAA Football banner, UAlbany and Stony Brook were welcomed in 2013, followed by Elon in 2014.

## 2015 STANDINGS

	--League--	--Overall--
James Madison	6-2 .750	9-3 .750
Richmond	6-2 .750	10-4 .714
William & Mary	6-2 .750	9-4 .692
Towson	5-3 .625	7-4 .636
New Hampshire	5-3 .625	7-5 .583
Villanova	5-3 .625	6-5 .545
Stony Brook	3-5 .375	5-5 .500
Delaware	3-5 .375	4-7 .364
Elon	3-5 .375	4-7 .364
Maine	3-5 .375	3-8 .273
UAlbany	2-6 .250	3-8 .273
<b>Rhode Island</b>	<b>1-7 .125</b>	<b>1-10 .091</b>

## 2016 COACHES POLL

1. Richmond (19)
  2. William & Mary (1)
  3. James Madison
  4. Villanova
  5. New Hampshire (3)
  6. Towson
  7. Delaware
  8. Stony Brook
  9. Maine (1)
  10. Elon
  11. UAlbany
  - 12. Rhode Island**
- \* First place votes in parentheses

# 2016 PREVIEW - OFFENSE

## QUARTERBACKS

The biggest question for Rhode Island when training camp begins is who will be under center when the season opens. As has been the case for the last two years, the Rams will have a competition at quarterback, with sophomore **Wesley McKoy** (Ramsey, N.J.) and redshirt freshman **Jordan Vazzano** (Trumbull, Conn.) the leading candidates to win the job.

McKoy appeared in five games as a freshman, starting the final four games of 2015. He passed for 526 yards and five touchdowns. His best game came in the season finale against Towson, when he was 19-of-32 for a career-high 207 yards and two touchdowns. He also rushed for his first career score in the game. Vazzano had a strong spring after sitting out last season to preserve a season of eligibility, going 9-of-16 for 130 yards in the annual Blue-White Spring Game, leading three scoring drives and rushing for one touchdown. The 6-3, 236-pounds signal caller is a physical presence in the pocket.

Senior **Paul Mroz** (Brockton, Mass.) started the first six games of 2015 before suffering a season-ending hand injury. He passed for 945 yards - including a season-high 234 yards on 17-of-39 at Maine - and offers significant experience on the depth chart. Similarly, junior **James Caparell** (Bedford, N.H.) has made seven starts in 14 appearances over the last two seasons. Caparell figures to serve as the team's primary holder on special teams this season. Freshman **Vito Priore** (Atlanta, Ga.) rounds out the positional depth chart for the Rams.

## OFFENSIVE LINE

The Rams will have at least two new starters on the offensive line, as All-CAA Football left tackle **Tyler Catalina** transferred to Georgia for his final season and center **Kevin Gallogly** graduated. That said, the coaching staff feels they have the depth and talent to be strong up front. Position coach **Keegan Kennedy** was brought in from UCF in the offseason to work with a unit that includes five potential starters who have been with the program at least three years, plus five incoming freshmen who could challenge for immediate playing time.

Senior **Sam Hartman** (Chester, Va.) is the veteran of the O-line with 23 games and 16 starts under his belt. He has been a starter a center and guard, though he figures to see action at right guard when camp opens. Also returning is junior right tackle **Dave Steinmetz** (Grafton, Mass.), who has started 20 games over the last two seasons. He has played in 22 of 23 games the last two years, and at 6-8, he had a long wing span that helps him set the edge.

Redshirt freshman **Dwayne Scott** (White Plains, N.Y.) will be the team's starting center this

season and is expected to anchor the line for the next four years. Scott impressed the coaches so much during spring camp that he was named the team's Most Improved Player on offense.

Three veterans with starting experience are sophomores **Dino Boyd** (Newark, N.J.) and **Derek Allen** (Edison, N.J.), as well as senior **Michael Gilbert** (Garden City, N.Y.). Allen played in all 11 games as a redshirt freshman, making three starts. He figures to be at left guard this season, though he can move outside to tackle if needed. Boyd - who redshirted last season - started twice at left tackle as a true freshman in 2014 and appeared in six games, acquitting himself well when pressed into action. Gilbert was steady at left guard last season, starting all 11 games. He decided to come back for a fifth year with the team and will play either guard spot. Junior **Marcus Pantoja** (Belleville, N.J.) is switching to the offensive line after two seasons at defensive tackle. He'll see time at guard.

The line was a major point of emphasis for recruiting this year. Rhode Island inked five linemen on signing day, and several will compete for immediate playing time. **Keith Coleman** (Suffield, Conn.), **Jahmir Johnson** (Philadelphia, Pa.), **Kevin Lawrence** (Bloomfield, Conn.) and **Kyle Murphy** (Attleboro, Mass.) all figure to make an impact in 2016 and beyond.

## RUNNING BACKS

Rhode Island boasts one of the country's most exciting players in junior **Harold Cooper** (New Haven, Conn.). A preseason second team All-American for FootballPlaybook.com, Cooper is a true home run threat out of the backfield. A third-team All-CAA Football pick at running back last season, he accounted for 72 percent of Rhody's total rushing yardage in 2015. He also ranked 10th in the nation with 157.9 all-purpose yards per game.

He will be backed up by junior **T.J. Anderson** (Absecon, N.J.) and sophomore **Markey Clarke** (Wayne, N.J.). Anderson is a physical, downhill runner, while Clarke runs with a combination of speed and power. Freshman **Deshawn Collins** (Sacramento, Calif.) - the first high school player in California state history to rush for 2,000 yards in back-to-back seasons - figures to push immediately for playing time.

Sophomore **Nick Day** (Lynn, Mass.), and freshmen **Sean Chatman** (Mohegan Lake, N.Y.) and **Stephen Young** (Providence, R.I.) round out the depth chart. Day, a former baseball player at St. John's, had an impressive spring game when he rushed six times for 59 yards.

## FULLBACKS/TIGHT ENDS

Last season, the Rams started in a two-tight end set every week, with juniors **Charlie McKeeman** (Portsmouth, R.I.) and **Nathan Holmes** (Brewster, Mass.) doing the honors each game. McKeeman, a third-team All-CAA Football pick a year ago, is more of a traditional tight end, while Holmes is a hybrid tight end/H-Back. The duo combined for 27 catches while also both serving as quality blockers both at the line and out of the backfield. Sophomore **Grant Lewis** (Glastonbury, Conn.) and junior **Brian Collins** (Bedford, N.H.) - who is making the transition from wide receiver to tight end - provide depth.

A pair of freshmen, **Anthony Christian** (Akron, Ohio) and **Joey Kenny** (Wayne Hills, N.J.), are both expected to be impact players for the program. Christian is more of a prototype tight end who is still new to the game, having played one season in high school. A star basketball player at Ohio's Archbishop Hoban, Christian caught nine touchdown passes in his one season and was the MVP of the 2015 Ohio state championship game. Kenny, at 6-2 and 250 pounds, had 25 catches for 509 yards and seven touchdowns while also starting on defense for his high school's state championship team.

## WIDE RECEIVERS

The Rams return both starting wideouts in sophomores **Khayri Denny** (Hyattsville, Md.) and **Marven Beauvais** (Cranston, R.I.). Denny was second on the team in 2015 with 28 catches, averaging 14.4 yards per reception. He also led Rhode Island with three touchdown catches. Beauvais was the only player to catch at least one pass in every game last season. At 6-4 and 213 pounds, he provides a tall target with the ability to get over the top of defenders.

Graduate senior **Sam Benjamin** (Baltimore, Md.) is a transfer from Temple who will provide leadership and experience. He was with the team in spring camp and spent significant time with the first unit. At 6-0, 200 he is a strong receiver capable of playing in the slot. Fellow senior **Justin Caines** (La Habra, Calif.) is another solid slot receiver at 6-1 and 221 pounds.

Juniors **Rendyll Moorman** (Mountainside, N.J.) and **Tom Kelleher** (Wantagh, N.Y.) will look to establish a role as a big outside receiver, while sophomore **T.J. Hayduk** (Trumbull, Conn.) provides depth out of the slot.

Among the newcomers is transfer **Harold Buckner**. With two years of eligibility, Buckner offers a physically mature target on the outside. Incoming freshman **Ja'Quan Buffalo** (Conway, N.C.) is a highly touted recruit and versatile weapon on offense.

## 2015 HONORS

### SHAWN ANTOINE II

CAA Football Academic All-Conference Team

### TYLER ARENA

CAA Football Academic All-Conference Team

### LORENZO BRYANT

CAA Football Academic All-Conference Team

### TYLER CATALINA

CAA Football Second Team All-Conference

### BRIAN COLLINS

CAA Football Academic All-Conference Team

### HAROLD COOPER

CAA Football First Team All-Conference (kick returner)  
CAA Football Third Team All-Conference (running back)  
CAA Football Special Teams Player of the Week  
New England Football Writer's Association  
Division I All-New England Team

### MICHAEL CURRY

CAA Football Academic All-Conference Team

### ROBBY DELGADO

CAA Football Academic All-Conference Team

### MIKE EZIRIKE

CAA Football Third Team All-Conference

### ALEX GANTER

CAA Football Academic All-Conference Team

### ANTHONY GARRO

CAA Football Academic All-Conference Team

### POWER KANGA

CAA Football Academic All-Conference Team

### TOM KELLEHER

CAA Football Academic All-Conference Team

### JORDAN KOESTER

CAA Football Academic All-Conference Team

### MYLES HOLMES

CAA Football Third Team All-Conference

### CHARLIE MCKEEMAN

CAA Football Third Team All-Conference  
CAA Football Academic All-Conference Team

### MARK MURPHY

CAA Football Academic All-Conference Team

### ADAM PARKER

CAA Football Second Team All-Conference  
Providence Gridiron Club Team MVP

### KOLT PEAVEY

CAA Football Academic All-Conference Team

### JUSTIN ROHRWASSER

CAA Football Academic All-Conference Team

### JORDAN VAZZANO

CAA Football Academic All-Conference Team

### JAKE WHAN

CAA Football Academic All-Conference Team

### TIM WIENCLAW

CAA Football Second Team All-Conference  
Chuck Boone Leadership Award finalist  
CAA Football Academic All-Conference Team

### TEZ WILSON

CAA Football Rookie of the Week

# 2016 PREVIEW - DEFENSE/SPECIALISTS

## DEFENSIVE LINE

One of the deepest and most experienced groups for Rhode Island this season will be the defensive line. Despite not having a senior in the group, the Rams bring back six players who have a combined to play in 118 games, including 34 starts. Add two junior transfers and six freshmen, and the line will provide a strong combination of veterans and incoming talent.

With returning CAA Football Third Team defensive tackle **Mike Ezirike** (Laurel, Md.) leading the way, the defensive line corps figures to be far deeper than it has been in years. Ezirike started every game in 2015 and had 27 tackles, 7.5 of which were behind the line of scrimmage.

Next to Ezirike is junior **Jose Duncan** (Queens, N.Y.), who led Rhody's defensive linemen with 36 tackles in 2015. Duncan started eight of the 10 games he played and has the ability to line up at tackle or end. Fellow junior **Anthony St. Laurent** (Cranston, R.I.) has played in 21 games with 10 starts over the last two seasons. Junior **Khilyni Kennedy** (Paterson, N.J.) is a pass-rushing end who can play in coverage as well. He has played in all 23 possible games in two years with the Rams, also contributing significantly in the kicking game. Junior **Derrick Holmes** (Brewster, Mass.) is an end who has 20 games under his belt. He can also play outside linebacker and will play special teams as well.

Redshirt sophomore **Monte Sinisi** (Manasquan, N.J.) played in nine games last season on both defense and special teams. Redshirt freshmen **Tyrone Barge** (Philadelphia, Pa.) and **Nate Pauls** (Hammonton, N.J.) both have a year in the system, while junior **Dan Josloff** (East Greenwich, R.I.) is entering his fourth year.

The defensive line was a heavy focus for Rhode Island's recruiting class, which was voted the best in CAA Football by 247sports.com. Junior college transfers **Danny Harry, Jr.** (Cerritos College/Queens, N.Y.) and **Geoff Horwitz** (Dean College/Wall, N.J.) should be immediate contributors. Freshmen **Andre Bibeault** (Cumberland, R.I.), **Raees Johnson** (Jersey City, N.J.) and **William Mack III** (Spring Valley, N.Y.) all will push for playing time early in their careers.

## LINEBACKERS

With CAA Football Preseason All-Conference selection **Adam Parker** (Yonkers, N.Y.), Rhode Island has one of the league's best linebackers in place. Parker has 219 career tackles in 32 games. This season, he figures to be able to rush the passer a bit more, as he'll be able to spend more time outside.

In the middle will be sophomore **Justin Hogan** (Wayne, N.J.), who was impressive down the stretch of last season. He had 12 tackles in each of the last two games of the season, when he started in place of an injured Parker. He was an impact player on special teams before joining the starting lineup, finishing his freshman season with 30 stops.

Sophomore **Tez Wilson** (Alexandria, Va.), junior **Ezra Holmes** (West Hartford, Conn.) and redshirt freshmen **Lorenzo Bryant** (Pennington, N.J.) and **Perry Schrader** (Virginia Beach, Va.) all figure to see time as part of a deep rotation. Wilson started eight games as a true freshman and was the CAA Football Rookie of the Week after posting two tackles, two pass break ups and a 25-yard interception for a touchdown in Rhody's 20-0 win over Delaware. Holmes, a regular on offense the last two seasons, made the switch to linebacker in the spring

and was working with the first defense regularly. Bryant suffered a season-ending injury just two games into his freshman campaign a year ago, but he looked strong in the spring and will be an impact player on defense and special teams.

Freshman **Aaron Parker** (Brandywine, Md.) was a key part of the Rams touted recruiting class. An extremely aggressive player for Gwynn Park, he showed a penchant for setting the edge.

## DEFENSIVE BACKS

Despite being young in the secondary, Rhode Island has a number of experienced players returning at safety and cornerback. The lone senior in the group is cornerback **Travis Crawley** (Woodbridge, Va.), who played in all 11 games with two starts in his first season in Kingston last season. Crawley will vie for a starting role and will certainly see significant time once again at corner.

Sophomore **Ahkema Evans** (Coatesville, Pa.) made his place known as a freshman, starting all 10 games he played in 2015. He plays the game with attitude and is poised to emerge as one of the top corners in the conference this season. Junior **Abdul Ibrahim** (Queens, N.Y.) missed all of last season while recovering from surgery, but he started eight of the 10 games he appeared in as a sophomore in 2014. A big, smooth athlete, Ibrahim will have a major impact outside this season.

One of the major surprises of spring camp was redshirt freshman **Momodou Mbye** (Pawtucket, R.I.). A walk-on last fall, Mbye saw snaps with the first defense in the spring. At 6-0, he is a tall corner with incredible leaping ability. Junior **Isaiah Hill** (Ramsey, N.J.) has been the team's primary nickel back since his arrival. Hill has 19 games played and eight starts to his credit. Junior **Hayden Pryor** (Wood River Junction, R.I.), sophomore **Power Kanga** (Providence, R.I.) and incoming freshmen **Kwadir Brown** (Paterson, N.J.) and **Rashod Dickerson** (Brandywine, Md.) round out the depth at cornerback.

Sophomores **Nas Jones** (Newark, N.J.) and **D.J. Stewart** (Bloomfield, Conn.) lead a young safety contingent that includes classmate **Shawn Antoine II** (Harlem, N.Y.) and redshirt freshman **Calvin Milliner** (Harlem, N.Y.). Jones played in all 11 games as a true freshman last season, including two starts. He finished the year with 35 tackles and three pass break-ups. Stewart was a starter at wide receiver as a freshman, but he made a smooth transition to safety during spring ball. His physical style of play lends well to the safety spot. Antoine is returning after missing last season while recovering from surgery. He appeared in seven games as a true freshman in 2014 and registered a seven-tackle performance against Albany that season.

Incoming freshmen **Myles Ross** (Alexandria, Va.) and **A.J. Baxter** (Waterford Works, N.J.) both have the chance to contribute immediately. One of the most dynamic players in Hayfield history, Ross was a two-way starter in high school who dominated games on both sides of the ball. Baxter was considered one of the top cover corners in New Jersey as a senior, though he projects as a safety for the Rams.

## SPECIALISTS

Rhode Island has plenty of scoring punch in the kicking game this season, with sophomore kicker **Justin Rohrwasser** (Clifton Park, N.Y.) and junior kick returner **Harold Cooper** (New Haven, Conn.) back in the fold. Rohrwasser led the team in scoring with 43 points last season and was 9-for-13 on field goal attempts. His arrival helped shore up a kicking game that offered just 22 total points in 2014.

Cooper was the best kick returner in CAA Football a year ago and is one of the top returners throughout the country, he averaged 23.7 yards per return, and proved his ability to break off long gains with a 92-yard touchdown return at Brown. His 157.9 all-purpose yards per game ranked 10th in the nation in 2015.

Senior **Justin Caines** (La Habra, Calif.) was the primary punt returner last season and likely will be in the mix again this year, along with sophomore **Khayri Denny** (Hyattsville, Md.) and others.

With the graduation of **Connor McHugh**, the Rams will determine a punter in camp. Redshirt freshman **Anthony Garro** (Westerly, R.I.) and McHugh's brother, freshman **Evan McHugh** (Lowell, Mass.) are the primary candidates for the position.

Sophomore **Michael Curry** (Phillipsburg, N.J.) served as the team's long snapper for three games last season and is the most experienced player returning at the position. Last year's snapper, **Rex Sunahara**, transferred to West Virginia over the summer. Newcomer **Joe DeLeone** (Short Hills, N.J.) will battle Curry for the job in training camp.

### STARTERS RETURNING: 16

#### OFFENSE: 9

OL Michael Gilbert  
OL Sam Hartman  
OL Dave Steinmetz  
QB Paul Mroz  
RB Harold Cooper  
TE Charlie McKeeman  
TE Nathan Holmes  
WR Marven Beauvais  
WR Khayri Denny

#### DEFENSE: 6

DE Anthony St. Laurent  
DT Mike Ezirike  
DT Jose Duncan  
LB Adam Parker  
LB Tez Wilson  
CB Ahkema Evans

#### SPECIAL TEAMS: 1

PK Justin Rohrwasser

### STARTERS LOST: 9

#### OFFENSE: 2

OL Tyler Catalina  
OL Kevin Gallogly

#### DEFENSE: 5

DE Joe Simon  
LB Connor Caponegro  
S Tim Wienclaw  
DB Naiquan Thomas  
CB Myles Holmes

#### SPECIAL TEAMS: 2

P Connor McHugh  
LS Rex Sunahara

# 2016 ROSTER

No.	Name	Pos.	No.	Name	Pos.	CL	HT	WT	Hometown/Last School
77	Derek Allen	OL	2	Harold Cooper	RB	JR	5-9	187	New Haven, Conn./Hillhouse
65	Sean Anderson	OL	3	Khayri Denny	WR	SO	5-10	176	Hyattsville, Md./Fork Union
41	T.J. Anderson	RB	4	Adam Parker	LB	SR	5-11	239	Yonkers, N.Y./Taft
25	Shawn Antoine II	S	5	Abdul Ibrahim	DB	R-JR	5-11	182	Queens, N.Y./Jamaica
55	Tyler Arena	LB	7	Wesley McKoy	QB	SO	5-11	178	Ramsey, N.J./Don Bosco
95	Tyrone Barge	DT	8	Sam Benjamin	WR	R-SR	6-0	200	Baltimore, Md./Temple
34	A.J. Baxter	S	9	Paul Mroz	QB	SR	6-2	188	Brockton, Mass./Victor Valley College
86	Marven Beauvais	WR	10	Justin Caines	WR	SR	6-1	212	La Habra, Calif./Cerritos College
8	Sam Benjamin	WR	11	D.J. Stewart	DB	SO	6-2	208	Bloomfield, Conn./Trinity-Pawling
93	Andre Bibeault	DL	13	Jordan Vazzano	QB	R-FR	6-3	236	Trumbull, Conn./The Gunnery School
70	Dino Boyd	OL	14	Tez Wilson	LB	SO	6-2	214	Alexandria, Va./Hayfield
26	Kwadir Brown	CB	15	Power Kanga	DB	SO	5-10	175	Providence, R.I./Bishop Hendricken
45	Lorenzo Bryant	DB	16	Travis Crawley	DB	SR	5-11	185	Woodbridge, Va./Ventura College
88	Harold Buckner	WR	17	Vito Priore	QB	FR	6-2	185	Atlanta, Ga./Georgia Prep
81	Ja'Quan Buffaloe	WR	18	James Caparell	QB	R-JR	6-2	207	Bedford, N.H./Bedford
10	Justin Caines	WR	19	T.J. Hayduk	WR	R-SO	5-9	170	Trumbull, Conn./Trumbull
18	James Caparell	QB	20	Ahkema Evans	DB	SO	5-9	175	Coatesville, Pa./Coatesville
36	Trystan Casey	WR	21	Myles Ross	S	FR	6-0	175	Alexandria, Va./Hayfield
35	Sean Chatman	RB	22	Justin Hogan	LB	SO	6-2	228	Wayne, N.J./Wayne Hills
85	Anthony Christian	TE	23	Markey Clarke	RB	R-SO	5-11	219	Wayne, N.J./DePaul Catholic
23	Markey Clarke	RB	24	Isaiah Hill	DB	JR	5-11	189	Ramsey, N.J./Milford Academy
72	Keith Coleman	WR	25	Shawn Antoine II	S	R-SO	6-0	190	Harlem, N.Y./Cardinal Hayes
31	Brian Collins	WR	26	Kwadir Brown	CB	FR	5-11	175	Paterson, N.J./DePaul Catholic
33	DeShawn Collins	RB	27	Nas Jones	S	SO	5-11	180	Newark, N.J./Fork Union Military Academy
2	Harold Cooper	RB	28	Momodou Mbye	DB	R-FR	6-0	180	Pawtucket, R.I./Shea
62	Michael Curry	LS	29	Derrick Holmes	LB	R-JR	6-3	226	Brewster, Mass./Hargrave Military Academy
16	Travis Crawley	DB	30	Joey Kenny	FB/HB	FR	6-2	250	Wayne, N.J./Wayne Hills
63	Anthony Danicher	OL	30	Calvin Milliner	DB	R-FR	5-11	205	Harlem, N.Y./Cardinal Hayes
53	Will Daniels	LB	31	Brian Collins	WR	R-JR	6-2	210	Bedford, N.H./Bedford
49	Nick Day	RB	32	QuVaughn Jones	LB	SR	6-1	237	Richmond, Va./Lackawanna
59	Joe DeLeone	LS	33	Deshawn Collins	RB	FR	5-8	195	Sacramento, Calif./Grant
3	Khayri Denny	WR	33	Hayden Pryor	DB	R-SO	5-10	183	Wood River Junction, R.I./Framingham State
37	Rashod Dickerson	CB	34	A.J. Baxter	S	FR	6-0	185	Waterford Works, N.J./St. Augustine Prep
35	Matt Duffie	DB	34	Jake Whan	DB	SO	5-7	160	West Kingston, R.I./Chariho
44	Jose Duncan	DL	35	Matt Duffie	DB	FR	5-10	180	Warwick, R.I./Tabor Academy
43	Rob Ennis	RB	35	Sean Chatman	RB	FR	5-11	180	Mohegan Lake, N.Y./Milford Academy
20	Ahkema Evans	DB	36	Trystan Casey	WR	R-FR	5-11	180	East Providence, R.I./East Providence
91	Mike Ezirike	DT	37	Rashod Dickerson	CB	FR	5-11	170	Brandywine, Md./Gwynn Park
83	Giancarlo Furio	WR	37	Chris Van Kamerik	WR	JR	6-0	190	Oxford, Conn./Oxford
61	Anthony Garro	P	38	Nonso Melifonwu	DB	SO	6-0	185	South Grafton, Mass./Grafton Memorial
76	Michael Gilbert	OL	40	Nathan Holmes	TE	R-JR	6-3	226	Brewster, Mass./Hargrave Military Academy
92	Danny Harry, Jr.	DL	41	T.J. Anderson	RB	JR	6-0	222	Absecon, N.J./Holy Spirit
56	Sam Hartman	OL	42	Aaron Parker	LB	FR	6-3	200	Brandywine, Md./Gwynn Park
19	T.J. Hayduk	WR	43	Rob Ennis	RB	SO	5-10	180	Millville, N.J./Millville
24	Isaiah Hill	DB	43	Stephen Young	RB	R-FR	5-9	180	Providence, R.I./Mt. Pleasant
22	Justin Hogan	LB	44	Jose Duncan	DL	JR	6-3	260	Queens, N.Y./Erasmus
29	Derrick Holmes	LB	45	Lorenzo Bryant	DB	R-FR	5-11	207	Pennington, N.J./Hopewell Valley
46	Ezra Holmes	LB	46	Ezra Holmes	LB	JR	6-3	201	West Hartford, Conn./Canterbury School
40	Nathan Holmes	TE	48	Justin Rohrwasser	K	SO	6-3	200	Clifton Park, N.Y./Catholic Central
97	Geoff Horwitz	DE	49	Nick Day	RB	R-JR	5-11	195	Lynn, Mass./St. John's
5	Abdul Ibrahim	DB	50	Perry Schrader	LB	SO	6-3	205	Virginia Beach, Va./Frank W. Cox
			51	Khilyni Kennedy	DE	R-JR	6-2	194	Paterson, N.J./Florida Atlantic

# 2016 ROSTER

No.	Name	Pos.	CL	HT	WT	Hometown/Last School	No.	Name	Pos.
52	Dan Josloff	DE	R-JR	6-1	245	East Greenwich, R.I./East Greenwich	58	Jahmir Johnson	OL
53	Will Daniels	LB	FR	6-3	210	Bethel, Conn./Bethel	69	Raees Johnson	DL
54	Shane Olson	LB	FR	6-2	225	Warwick, R.I./Bishop Hendricken	27	Nas Jones	S
55	Tyler Arena	LB	SR	6-0	203	New Bedford, Mass./New Bedford	32	QueVaughn Jones	LB
56	Sam Hartman	OL	R-SR	6-2	301	Chester, Va./Fork Union Military Academy	52	Dan Josloff	LB
57	Jordan Koester	LS	SO	6-0	225	Woburn, Mass./Woburn Memorial	15	Power Kanga	DB
58	Jahmir Johnson	OL	FR	6-5	275	Philadelphia, Pa./Imhotep Charter	87	Tom Kelleher	WR
59	Joe DeLeone	LS	FR	6-0	215	Short Hills, N.J./Millburn	51	Khilyni Kennedy	LB
60	Evan McHugh	P	FR	5-9	177	Lowell, Mass./Lowell	30	Joey Kenny	FB/HB
61	Anthony Garro	P	R-FR	6-1	181	Wilbraham, Mass./Wilbraham & Monson	57	Jordan Koester	LS
62	Michael Curry	LS	SO	6-0	206	Phillipsburg, N.J./Allentown	71	Kevin Lawrence	OL
63	Anthony Danicher	OL	R-FR	6-3	294	Providence, R.I./Classical	89	Trevor Lawton	TE
64	Marcus Pantoja	DT	JR	6-3	277	Belleville, N.J./Paramus Catholic	82	Grant Lewis	TE
65	Sean Anderson	OL	FR	6-4	260	Alexandria, Va./Mount Vernon	98	William Mack III	DL
67	Kyle Murphy	OL	FR	6-4	270	Attleboro, Mass./Attleboro	28	Momodou Mbye	DB
69	Raees Johnson	DL	FR	6-2	305	Jersey City, N.J./DePaul Catholic	60	Evan McHugh	P
70	Dino Boyd	OL	R-SO	6-4	290	Newark, N.J./West Side	84	Charlie McKeeman	TE
71	Kevin Lawrence	OL	FR	6-4	315	Bloomfield, Conn./Xavier	7	Wesley McKoy	QB
72	Keith Coleman	OL	FR	6-3	315	Suffield, Conn./Suffield Academy	38	Nonso Melifonwu	DB
74	Dwayne Scott	OL	R-FR	6-2	304	White Plains, N.Y./Archbishop Stepinac	30	Calvin Milliner	DB
76	Michael Gilbert	OL	R-SR	6-5	296	Garden City, N.Y./Garden City	80	Rendyll Moorman	WR
77	Derek Allen	OL	R-SO	6-6	309	Edison, N.J./Edison	9	Paul Mroz	QB
79	Dave Steinmetz	OL	R-JR	6-8	296	Grafton, Mass./Grafton	67	Kyle Murphy	OL
80	Rendyll Moorman	WR	R-JR	6-4	197	Mountainside, N.J./Milford Academy	54	Shane Olson	LB
81	Ja'Quan Buffaloe	WR	FR	5-7	165	Conway, N.C./Northampton	64	Marcus Pantoja	DT
82	Grant Lewis	TE	R-SO	6-3	223	Glastonbury, Conn./Cheshire Academy	4	Adam Parker	LB
83	Giancarlo Furio	WR	R-FR	6-0	181	Bronx, N.Y./Archbishop Stepinac	42	Aaron Parker	LB
84	Charlie McKeeman	TE	R-JR	6-3	250	Portsmouth, R.I./Bishop Stang	90	Nate Pauls	DE
85	Anthony Christian	TE	FR	6-4	200	Akron, Ohio/Archbishop Hoban	17	Vito Priore	QB
86	Marven Beauvais	WR	R-SO	6-4	213	Cranston, R.I./Cranston East	33	Hayden Pryor	DB
87	Tom Kelleher	WR	R-JR	6-2	187	Wantagh, N.Y./Seton Hall	48	Justin Rohrwasser	K
88	Harold Buckner	WR	JR	6-3	213	Roanoke, Va./ASA College	21	Myles Ross	S
89	Trevor Lawton	TE	FR	6-3	215	West Warwick, R.I./Bishop Hendricken	74	Dwayne Scott	OL
89	Drew Siflinger	WR	R-SO	6-5	198	Framingham, Mass./Framingham	50	Perry Schrader	LB
90	Nate Pauls	DE	R-FR	6-2	237	Hammonton, N.J./Cedar Creek	89	Drew Siflinger	WR
91	Mike Ezirike	DE	R-JR	6-2	270	Laurel, Md./Fork Union Military Academy	96	Monte Sinisi	DT
92	Danny Harry, Jr.	DL	JR	6-2	235	Queens, N.Y./Cerritos College	79	Dave Steinmetz	OL
93	Andre Bibeault	DL	FR	6-3	240	Cumberland, R.I./Cumberland	11	D.J. Stewart	DB
94	Anthony St. Laurent	DL	JR	6-1	236	Cranston, R.I./Cranston West	94	Anthony St. Laurent	DE
95	Tyrone Barge	DL	R-FR	6-2	281	Philadelphia, Pa./Imhotep Charter	37	Chris Van Kamerik	WR
96	Monte Sinisi	DT	R-SO	6-2	280	Manasquan, N.J./Manasquan	13	Jordan Vezzano	QB
97	Geoff Horwitz	DE	JR	6-5	260	Wall, N.J./Dean	34	Jake Whan	DB
98	William Mack III	DL	FR	6-1	250	Spring Valley, N.Y./Don Bosco	14	Tez Wilson	LB
							43	Stephen Young	RB

# PRONUNCIATIONS

3	Khayri Denny	ky-REE
5	Abdul Ibrahim	EE-bruh-heem
9	Paul Mroz	muh-RAHZ
20	Ahkema Evans	ah-KEE-mah
26	Kwadir Brown	Qua-deer
28	Momodou Mbye	Mom-oh-due EM-bye
32	QuVaughn Jones	Q-von
38	Nonso Melifonwu	NON-so Mel-ih-FON-wu
48	Justin Rohrwasser	ROAR-wass-er
51	Khilyni Kennedy	kill-ON-ee
63	Anthony Danicher	DAN-ih-ker
64	Marcus Pantoja	pahn-TOE-ha
69	Raees Johnson	RACE

81	Ja'Quan Buffaloe	JAY-Quan
86	Marven Beauvais	BOO-vay
91	Mike Ezirike	EZ-uh-REE-kay
93	Andre Bibeault	Bee-BALT
94	Anthony St. Laurent	Lore-ENT
96	Monte Sinisi	sin-EE-see

## Coaches

Joe Coniglio	ka-NIG-lee-oh
Jim Miceli	ma-SELL-ee

## UNIVERSITY INFORMATION

Location .....	Kingston, R.I.
Enrollment .....	16,392
Founded .....	1892
President.....	Dr. David M. Dooley
Athletic Director .....	Thorr Bjorn
Athletic Phone .....	(401) 874-5245
Athletic Web Site.....	GoRhody.com
Conference .....	CAA Football
Nickname .....	Rams
Colors .....	Keaney Blue, Navy Blue, White

## TEAM INFORMATION

Home Field.....	Meade Stadium
Capacity .....	6,555
Surface.....	Natural Grass
Press Box Phone .....	(401) 874-5362
2015 Record .....	1-10
Conference Record (Finish).....	1-7 (12th)
NCAA Tournament Appearances .....	3
Last NCAA Appearance .....	1985
Playoff Record .....	2-3
League Titles .....	6 (1952, 1955, 1957, 1981, 1984, 1985)
Bowl Appearances.....	2 (1955 Refrigerator Bowl, 1973 Turkey Bowl)
Bowl Record .....	1-1
Offensive Starters Returning/Lost .....	9/2
Defensive Starters Returning/Lost .....	6/5
Special Teams Starters Returning/Lost .....	1/2

## COACHING STAFF

Head Coach .....	Jim Fleming (University of the South '82)
Record at URI.....	2-21 (two seasons)
Career Record .....	23-22 (four seasons)
Office Phone.....	(401) 874-2406
Office Fax .....	(401) 874-4084
Wide Receivers .....	Ari Confesor
Defensive Line/Recruiting Coordinator .....	Joe Coniglio
Linebackers .....	Mark Criner
Quarterbacks.....	Will Fleming
Defensive Assistant - Linebackers.....	Troy Gilmer
Offensive Line .....	Keegan Kennedy
Running Backs .....	Jim Miceli
Defensive Coordinator/Secondary .....	Pete Rekstis
Cornerbacks .....	Diamond Weaver
Director of Player Personnel .....	Donnie Smith
Director of Operations/Assistant Recruiting Coor.....	Mike Flanagan
Video Coordinator .....	Sam Spiegelman
Strength and Conditioning .....	Richard Johnson

## MEDIA RELATIONS

Football Contact .....	Shane Donaldson
Office Phone.....	(401) 874-2409
E-Mail Address: .....	shane_donaldson@uri.edu
Twitter .....	twitter.com/RhodyFootball
Facebook .....	facebook.com/RhodyFootball

# KEY RETURNING PLAYERS - OFFENSE



## 2 HAROLD COOPER

New Haven, Conn.  
Hillhouse

RB	JR	5-9	187
----	----	-----	-----

### Career Honors

- 2015 CAA Football First Team All-Conference kick returner
- 2015 CAA Football Third Team All-Conference running back
- Named to the 2015 CFPA All-Purpose Performer of the Year Watch List
- CAA Football Special Teams Player of the Week (10/5)
- Has two career 100-yard rushing performances

### 2015 (Sophomore)

- Led team in rushing yards (746), touchdowns (6), receptions (29) and all-purpose yards (1,582)
- Ranked 10th in the country with 157.9 all-purpose yards per game
- Led CAA Football with 23.7 kick return average
- Had 222 all-purpose yards at New Hampshire (10/31). Rushed for 97 yards and one touchdown, caught four passes for 48 yards and one touchdown and had 77 kick return yards
- Had 218 all-purpose yards against Richmond, rushing for 94 yards, returning four kicks for 89 yards and catching six passes for 35 yards, including a 10-yard touchdown reception (10/17)
- Had a career-high 123 rushing yards and one touchdown in a win over Delaware (10/10)
- Was named the CAA Football Special Teams Player of the Week after returning three kickoffs for 183 yards, including a 92-yard touchdown return at Brown (10/3). Also topped 100 rushing yards for the first time in his career, gaining 109 yards on 14 carries
- Rushed for 95 yards, caught three passes for 10 yards and returned five kickoffs for 76 yards against Harvard (9/19). Finished the game with 181 all-purpose yards

### 2014 (Freshman)

- Rushed for 417 yards on 90 attempts
- Averaged 4.6 yards per carry and caught 14 passes for 203 yards and one touchdown
- Attempted one pass, which he completed for 23 yards against New Hampshire (Nov. 28)
- Played in 10 games with seven starts



## 3 KHAYRI DENNY

Hyattsville, Md.  
Fork Union

WR	SO	5-10	176
----	----	------	-----

### 2014 (Freshman)

- Played in 10 games, making three starts
- Finished season with 28 catches and led team in receiving yards (403) and touchdown catches (3)
- Had a career-high six catches for 76 yards and a touchdown at Towson (11/21). Also rushed twice for 20 yards
- Caught two passes for 28 yards against Villanova (11/7)
- Caught three passes for 37 yards against Delaware (10/10)
- Had three catches for 60 yards at Brown (10/3)
- Had four catches for 47 yards at Maine (9/26)
- Caught two passes for 58 yards, including one for a 62-yard touchdown, against Harvard (9/19)
- Led the team with four catches for 79 yards and his first career touchdown at Albany (9/12)
- Started in his collegiate debut and had a team-high three catches for 21 yards at Syracuse (9/4). Also ran one time for 4 yards.
- A mid-year transfer, he joined the team in time for Spring Camp

### Before Rhode Island

- Played a prep season at Fork Union Military Academy
- A first-team Conference 6 selection while at South Lakes High School
- An all-purpose machine, accounting for more than 1,500 yards as a senior
- Had 860 yards rushing and 500 yards receiving while scoring 18 touchdowns
- Named his team's Offensive MVP
- Was a First-Team All-District and Second-Team All-Region selection
- Also was a track star at South Lakes, winning a conference title in the long jump and placing second in the triple jump, 100-meter dash and 4x100 relay
- Was a Virginia state qualifier in each of the events



## 56 SAM HARTMAN

Chester, Va.  
Fork Union

OL	R-SR	6-2	301
----	------	-----	-----

### 2015 (Redshirt Junior)

- Started the first eight games at right guard before suffering a season-ending injury
- Key blocker who helped Harold Cooper rush for 746 yards and six touchdowns

### 2014 (Redshirt Sophomore)

- Appeared in 10 games, with eight starts
- Key piece of line that allowed just 22 sacks all season, second fewest among CAA Football teams
- Over the final six games of the season, blocked for ground attack that averaged 170.6 yards per game
- Part of an effort that helped Rams rush for 195 yards in season-ending win over Towson (11/22)
- Helped Rhode Island rush for 211 yards and two touchdowns at Stony Brook (11/15)
- Blocked for ground game that rushed for 208 yards and two touchdowns against UNH (11/8)
- Helped Rams rush for 157 yards at Delaware (11/1)
- Paved way for Rams to rush for 113 yards and one touchdown against Maine (10/25)
- Made first career start at center at Marshall

### 2013 (Redshirt Freshman)

- Appeared in five games as a reserve offensive lineman
- Made collegiate debut as a reserve at center and was part of blocking effort that led to 280 yards and three touchdowns on the ground to go with no sacks allowed against Central Connecticut State (9/28)

### 2012 (Freshman)

- Did not appear in any games/Redshirted



## 84 CHARLIE MCKEEMAN

Portsmouth, R.I.  
Bishop Stang

TE	R-JR	6-3	250
----	------	-----	-----

### Career Honors

- 2015 CAA Football Third Team All-Conference
- 2015 CollegeSportsMadness.com CAA Football Preseason Second Team All-Conference
- 2014 Freshman All-American by TonySoftli.com
- Two-time CAA Football Academic All-Conference selection (2014-15)

### 2014 (Redshirt Sophomore)

- Earned 2015 CAA Football Third Team All-Conference honors
- Started all 11 games at tight end
- Finished the season with 17 catches for 161 yards and one touchdown
- Had four catches for 16 yards, including a 3-yard touchdown grab against Stony Brook (11/14)
- Caught two passes for 35 yards, including a 25-yard grab, at New Hampshire (10/31)
- Had four catches for 41 yards against Harvard (9/19)

### 2014 (Redshirt Freshman)

- Played in all 12 games, starting six games at tight end
- Named a freshman All-American by TonySoftli.com
- Earned CAA Football Academic All-Conference honors
- Was the only Ram to catch at least one pass in every game
- Finished the season with 28 catches for 256 yards and three touchdowns
- Had five catches for 31 yards and one rush for 21 yards at Villanova (10/11)
- Caught a career-best seven passes for 50 yards against Brown (10/4)
- Caught three passes for 45 yards, including a 12-yard touchdown, at Central Connecticut (9/27)
- Caught three passes for 37 yards and one touchdown at Fordham (9/13)
- Caught his first career pass, a 3-yard touchdown, in his collegiate debut at Marshall (9/6)

# KEY RETURNING PLAYERS - DEFENSE



## 4 ADAM PARKER

Yonkers, N.Y.  
Taft

LB	SR	5-11	239
----	----	------	-----

### Career Honors

- 2015 CAA Football Second Team All-Conference
- Named to 2015 CollegeSportsMadness.com CAA Football Preseason All-Conference Second Team

### 2015 (Junior)

- Earned CAA Football Second Team All-Conference honors
- Started first nine games at linebacker before suffering a season-ending injury
- Second on the team with 76 tackles and had a team-best 8.5 tackles for loss
- Had seven tackles, including the 200th of his career, against Richmond (10/17)
- Had 11 tackles and scored his first career touchdown on a 26-yard fumble return at Brown (10/3)
- Matched his career high with 16 tackles, including 2.0 tackles for loss, at Maine (9/26)
- Had 12 tackles against Harvard (9/19)

### 2014 (Sophomore)

- Appeared in all 12 games, making 11 starts at linebacker
- Was second on the team with 102 tackles
- Had 10 or more tackles four times
- Had a career-high 16 tackles and one tackle for loss against Maine (10/25)
- Had 11 tackles against Brown (10/4)
- Had 15 tackles, including .5 for a loss, against Albany (9/20)

### 2013 (Freshman)

- Appeared in all 11 games on defense and special teams, starting three games at linebacker
- Finished the season with 41 tackles, including 4.5 tackles for loss



## 20 AHKEMA EVANS

Coatesville, Pa.  
Coatesville

CB	SO	5-9	175
----	----	-----	-----

### 2015 (Freshman)

- Started all 10 games he played
- Finished season with 34 tackles, 2.0 tackles for loss, four pass break ups and one interception
- Had four tackles at Towson (11/21)
- Had three tackles against Stony Brook (11/14)
- Made one stop at New Hampshire (10/31)
- Had six tackles against Richmond (10/17)
- Had three tackles and his first career interception against Delaware (10/10)
- Had five tackles and one pass break up at Brown (10/3)
- Had 127 kick return yards on five returns, plus one pass break-up at Maine (9/26)
- Had three tackles and two pass break ups against Harvard (9/19)
- Had six tackles at Albany (9/12)
- Started his collegiate debut at cornerback and had three tackles at Syracuse (9/4)

### Before URI

- A physical cornerback who also played slot receiver for Coatesville
- Was a 2014 All-Ches-Mont League National Conference First-Team honoree
- Selected to play in the prestigious Big 33 all-star game
- Led Coatesville to a 13-1 record and the Ches-Mont championship
- Was recruited heavily by Temple and also had offers from Albany and Coastal Carolina, among others
- Had 10 interceptions in two seasons at Coatesville



## 44 JOSE DUNCAN

Queens, N.Y.  
Erasmus

DL	JR	6-3	260
----	----	-----	-----

### Career Honors

- College Football Performance Awards Honorable Mention (10/18/14)

### 2015 (Sophomore)

- Appeared in 10 games on defense, making eight starts
- Led all defensive linemen on the team with 36 tackles
- Had 3.0 tackles for loss
- Set career highs with eight tackles and three tackles for loss against Stony Brook (11/14)
- Made four tackles at New Hampshire (10/31)
- Had three tackles against Richmond (10/17)
- Had six tackles at Brown (10/3)
- Started at Maine and had five tackles
- Started against Harvard (9/19) and had four tackles
- Had four tackles at Albany (9/12)
- Chosen as the team's anchor bearer for Week 2 at Albany

### 2014 (Freshman)

- Played in 11 games and made two starts
- Finished the season with 29 tackles, including six tackles for loss and three sacks
- Had one forced fumble, which came at Richmond (10/18)
- Earned honorable mention from College Football Performance Awards for his play at Richmond, when he had six tackles, two sacks and one forced fumble (10/18). Also made his first career start



## 91 MIKE EZIRIKE

Laurel, Md.  
Fork Union

DL	R-JR	6-2	270
----	------	-----	-----

### Career Honors

- 2015 CAA Football Third Team All-Conference

### 2015 (Redshirt Sophomore)

- Started all 11 games at defensive tackle
- Earned 2015 CAA Football Third Team All-Conference honors
- Had 27 tackles, 7.5 tackles for loss and 2.0 sacks
- Had a career-high nine tackles with 3.5 tackles for loss at Towson (11/21)
- Made three tackles, including one for loss, against Villanova (11/7)
- Had two tackles, 1.5 tackles for loss and one sack at New Hampshire (10/31)
- Had three tackles, including one for a loss, against Delaware (10/10)
- Recorded two tackles at Brown (10/3)
- Had three tackles, including .5 for loss, at Maine (9/26)
- Made first career start and had two tackles at Syracuse (9/4)

### 2014 (Sophomore)

- Appeared in two games before suffering a season-ending leg injury
- Was given a medical hardship waiver and retained the year of eligibility
- Finished the season with three tackles

### 2013 (Freshman)

- Appeared in 10 games
- Finished the season with 10 tackles
- Made collegiate debut and had one tackle at Fordham (8/29)

# 2015 SEASON STATISTICS

1-10 Overall • 1-7 CAA Football • 1-4 Home • 0-6 Away

Date	Opponent	Score	Att.
Sep 04, 2015	at Syracuse	L 0-47	30112
* Sep 12, 2015	at Albany	L 7-35	6081
Sep 19, 2015	HARVARD	L 10-41	4843
* Sep 26, 2015	at Maine	L 17-27	7535
Oct 03, 2015	at Brown	L 31-41	5183
* Oct 10, 2015	DELAWARE	W 20-0	4015
* Oct 17, 2015	#13 RICHMOND	L 12-37	6143
* Oct 31, 2015	at UNH	L 17-20	5003
* Nov 7, 2015	VILLANOVA	L 3-24	6122
* Nov 14, 2015	STONY BROOK	L 7-19	2643
* Nov 21, 2015	at Towson	L 21-38	5128

Record:	Overall	Home	Away	Neutral
All games	1-10	1-4	0-6	0-0
Conference	1-7	1-3	0-4	0-0
Non-Conference	0-3	0-1	0-2	0-0

Rushing	gp-gs	att	gain	loss	net	avg	td	lg	avg/g
H. Cooper	10-10	172	786	40	746	4.3	3	48	74.6
Clarke	9-0	40	136	16	120	3.0	0	15	13.3
Mroz	6-6	46	168	116	52	1.1	1	21	8.7
Anderson	5-1	19	43	4	39	2.1	1	8	7.8
Sebastian	10-0	9	39	1	38	4.2	0	16	3.8
W. McKoy	5-4	43	119	88	31	0.7	1	13	6.2
Denny	10-3	5	27	2	25	5.0	0	18	2.5
Delgado	9-0	3	4	0	4	1.3	0	3	0.4
P. White	11-3	1	2	0	2	2.0	0	2	0.2
Total	11	354	1342	309	1033	2.9	6	48	93.9
Opponents	11	461	2372	219	2153	4.7	19	60	195.7

Team Statistics	URI	OPP
FIRST DOWNS	147	225
Rushing	55	105
Passing	70	111
Penalty	22	9
RUSHING YARDAGE	1033	2153
Rushing Attempts	354	461
Average Per Rush	2.9	4.7
Average Per Game	93.9	195.7
TDs Rushing	6	19
PASSING YARDAGE	1609	2311
Comp-Att-Int	154-313-18	187-303-7
Average Per Pass	5.1	7.6
Average Per Catch	10.4	12.4
Average Per Game	146.3	210.1
TDs Passing	8	20
TOTAL OFFENSE	2642	4464
Average Per Play	4.0	5.8
Average Per Game	240.2	405.8
KICK RETURNS: #-Yards	50-1066	30-472
PUNT RETURNS: #-Yards	12-37	23-221
INT RETURNS: #-Yards	7-52	18-197
FUMBLES-LOST	21-9	14-3
PENALTIES-Yards	49-504	80-711
PUNTS-AVG	69-37.9	57-36.3
TIME OF POSSESSION/Game	26:55	33:05
3RD-DOWN Conversions	40/157	69/165
4TH-DOWN Conversions	8/20	8/15

Passing	gp-gs	effic	comp-att-int	pct	yds	td	lg	avg/g
Mroz	6-6	84.64	85-187-8	45.5	945	3	62	157.5
W. McKoy	5-4	112.28	49-87-6	56.3	526	5	66	105.2
Caparell	4-1	60.49	20-39-4	51.3	138	0	23	34.5
Total	11	89.32	154-313-18	49.2	1609	8	66	146.3
Opponents	11	142.95	187-303-7	61.7	2311	20	60	210.1

Interceptions	no.	yds	avg	td	lg
Wienclaw	2	2	1.0	0	2
T. Wilson	1	25	25.0	1	25
N. Thomas	1	0	0.0	0	0
M. Holmes	1	6	6.0	0	6
A. Evans	1	13	13.0	0	13
Hill	1	6	6.0	0	6

Receiving	gp-gs	no.	yds	avg	td	lg	avg/g
H. Cooper	10-10	29	267	9.2	2	66	26.7
Denny	10-3	28	403	14.4	3	62	40.3
P. White	11-3	24	309	12.9	2	38	28.1
Beauvais	11-3	19	286	15.1	0	40	26.0
McKeeman	11-11	17	161	9.5	1	25	14.6
N. Holmes	11-10	10	58	5.8	0	19	5.3
Clarke	9-0	8	8	1.0	0	4	0.9
Caines	11-2	6	36	6.0	0	15	3.3
D. Stewart	10-4	4	36	9.0	0	11	3.6
Nastahowski	11-4	4	26	6.5	0	11	2.4
Sebastian	10-0	3	15	5.0	0	9	1.5
Ferland	6-0	1	5	5.0	0	5	0.8
Mroz	6-6	1	-1	-1.0	0	0	-0.2
Total	11	154	1609	10.4	8	66	146.3
Opponents	11	187	2311	12.4	20	60	210.1

Punting	no.	yds	avg	lg	tb	fc	i20	50+	blk
McHugh	67	2613	39.0	67	5	10	17	5	2
TEAM	2	0	0.0	0	0	0	0	0	0

Field Goals	fg	pct.	01-19	20-29	30-39	40-49	50-99	lg	blk
Rohrwasser	9-13	69.2	0-0	5-5	3-5	1-3	0-0	41	0

Punt Returns	no.	yds	avg	td	lg
Caines	11	31	2.8	0	11
Wienclaw	1	6	6.0	0	0
Total	12	37	3.1	0	11
Opponents	23	221	9.6	3	74

Scoring	td	fg	PAT			dxp	saf	pts
			kick	rush	rcv			
Rohrwasser	-	9-13	16-16	-	-	-	-	43
H. Cooper	6	-	-	-	-	-	-	36
Denny	3	-	-	-	-	-	-	18
P. White	2	-	-	-	-	-	-	12
McKeeman	1	-	-	-	-	-	-	6
Anderson	1	-	-	-	-	-	-	6
W. McKoy	1	-	-	-	-	-	-	6
Parker	1	-	-	-	-	-	-	6
Mroz	1	-	-	-	-	-	-	6
T. Wilson	1	-	-	-	-	-	-	6
Total	17	9-13	16-16	0-1	-	-	-	145
Opponents	44	7-17	40-44	-	-	-	-	329

Kick Returns	no.	yds	avg	td	lg
H. Cooper	24	569	23.7	1	92
A. Evans	7	147	21.0	0	52
M. Holmes	7	146	20.9	0	40
Delgado	3	86	28.7	0	31
P. White	2	88	44.0	0	77
D. Holmes	2	7	3.5	0	3
Sebastian	1	6	6.0	0	6
Caponegro	1	0	0.0	0	0
Ezirike	1	0	0.0	0	0
Nastahowski	1	17	17.0	0	17
D. Stewart	1	0	0.0	0	0
Total	50	1066	21.3	1	92
Opponents	30	472	15.7	0	40

Score by Quarters	1st	2nd	3rd	4th	OT	Total
Rhode Island	19	72	24	30	0	145
Opponents	113	50	75	91	0	329

All Purpose	g	rush	rcv	pr	kr	ir	total	avg/g
H. Cooper	10	746	267	0	569	0	1582	158.2
Denny	10	25	403	0	0	0	428	42.8
P. White	11	2	309	0	88	0	399	36.3
Beauvais	11	0	286	0	0	0	286	26.0
McKeeman	11	0	161	0	0	0	161	14.6
Total	11	1033	1609	37	1066	52	3797	345.2
Opponents	11	2153	2311	221	472	197	5354	486.7

Total Offense	g	plays	rush	pass	total	avg/g
Mroz	6	233	52	945	997	166.2
H. Cooper	10	172	746	0	746	74.6
W. McKoy	5	130	31	526	557	111.4
Caparell	4	46	-5	138	133	33.2
Clarke	9	40	120	0	120	13.3
Total	11	667	1033	1609	2642	240.2
Opponents	11	764	2153	2311	4464	405.8

# 2015 SEASON STATISTICS

1-10 Overall • 1-7 CAA Football • 1-4 Home • 0-6 Away

##	Defensive Leaders	gp-gs	Tackles				tfl/yds	Sacks no-yds	Pass defense			Fumbles		blkd	
			ua	a	tot	no-yds			int-yds	brup	qbh	rcv-yds	ff	kick	saf
21	Wienclaw	11-11	55	24	79	5.0-17	1.0-8	2-2	3	.	2	1	.		
46	Parker	9-9	50	26	76	8.5-23	2.0-12	.	1	.	1-26	1	.		
26	N. Thomas	10-9	37	18	55	2.0-4	.	1-0	.	.	.	.	.		
22	M. Holmes	10-10	37	10	47	2.0-4	.	1-6	9	.	.	.	.		
14	T. Wilson	10-8	24	20	44	4.0-14	.	1-25	4	.	1-0	2	.		
44	Caponegro	9-5	22	21	43	5.0-9	.	.	.	.	.	.	.		
93	Duncan	9-8	22	14	36	3.0-9	.	.	.	.	.	.	.		
27	N. Jones	11-2	24	11	35	.	.	.	3	.	.	.	.		
20	A. Evans	10-10	29	5	34	2.0-21	.	1-13	4	.	.	.	.		
34	Hogan	10-2	16	14	30	1.5-3	.	.	.	.	.	.	.		
91	Ezirike	11-11	12	14	26	7.5-24	2.0-8	.	.	.	.	.	.		
6	Payne	11-2	16	9	25	.	.	.	.	.	.	.	.		
94	St. Laurent	11-9	13	11	24	0.5-1	.	.	.	.	.	.	.		
16	Crawley	11-2	21	2	23	.	.	.	3	.	.	.	.		
24	Hill	11-4	17	4	21	2.0-4	.	1-6	5	.	1-0	1	.		
98	Simon	11-10	9	12	21	5.5-8	.	.	.	.	.	.	.		
97	Pantoja	10-4	11	7	18	1.0-4	.	.	.	.	.	.	.		
51	Kh. Kennedy	11-2	11	6	17	3.0-14	2.0-11	.	.	.	.	.	.		
42	Doutre	11-0	13	4	17	2.5-21	1.0-14	.	.	.	.	1	.		
8	Nicholas	6-2	7	7	14	0.5-2	.	.	1	.	.	.	.		
49	Nastahowski	11-4	3	4	7	.	.	.	.	.	.	.	.		
29	D. Holmes	10-0	5	2	7	1.5-5	1.0-5	.	.	.	.	.	.		
81	D. Stewart	10-4	2	3	5	.	.	.	.	.	.	.	.		
37	Masuku	11-0	5	.	5	.	.	.	.	.	.	.	.		
47	Sunahara	8-0	2	2	4	.	.	.	.	.	.	.	.		
15	Kanga	4-1	3	1	4	.	.	.	.	.	.	.	.		
96	Sinisi	9-0	1	3	4	.	.	.	.	.	.	.	.		
TM	TEAM	8-0	4	.	4	.	.	.	.	.	.	.	.		
72	Catalina	11-11	3	.	3	.	.	.	.	.	.	.	.		
35	McHugh	11-0	2	.	2	.	.	.	.	.	.	.	.		
33	Delgado	9-0	1	1	2	.	.	.	.	.	.	.	.		
99	Ganter	6-0	2	.	2	.	.	.	.	.	.	.	.		
13	P. White	11-3	1	.	1	.	.	.	.	.	.	.	.		
40	N. Holmes	11-10	.	1	1	.	.	.	.	.	.	.	.		
7	Peavey	10-0	1	.	1	1.0-8	.	.	.	.	.	.	.		
23	Clarke	9-0	1	.	1	.	.	.	.	.	.	.	.		
86	Beauvais	11-3	1	.	1	.	.	.	.	.	.	.	.		
Total		11	483	256	739	58-195	9-58	7-52	33	.	3-26	7	1	.	
Opponents		11	416	210	626	69-303	28-185	18-197	34	5	9-0	11	2	2	

# TEAM GAME-BY-GAME

Date	Opponent	Rushing				Receiving				Passing				Kick Returns				Punt Returns				tot off
		no.	yds	td	lg	no.	yds	td	lg	cmp-att-int	yds	td	lg	no.	yds	td	lg	no.	yds	td	lg	
Sep 04	at Syracuse	20	4	0	9	10	60	0	18	10-20-1	60	0	18	4	107	0	40	0	0	0	0	64
Sep 12	at Albany	33	120	0	16	17	180	1	29	17-38-2	180	1	29	5	24	0	15	1	5	0	5	300
Sep 19	HARVARD	36	141	0	16	18	186	1	62	18-36-0	186	1	62	6	88	0	24	1	1	0	1	327
Sep 26	at Maine	29	-8	2	11	18	240	0	40	18-41-2	240	0	40	6	157	0	52	1	11	0	11	232
Oct 03	at Brown	24	147	1	30	14	195	1	27	14-32-3	195	1	27	6	222	1	92	1	7	0	7	342
Oct 10	DELAWARE	45	149	1	40	9	90	0	25	9-22-0	90	0	25	1	31	0	31	3	10	0	8	239
Oct 17	RICHMOND	28	119	0	48	16	139	1	34	16-28-1	139	1	34	5	114	0	35	1	-3	0	0	258
Oct 31	at UNH	49	121	1	16	9	104	1	31	9-16-0	104	1	31	4	77	0	26	1	6	0	0	225
Nov 7	VILLANOVA	29	87	0	20	15	121	0	23	15-28-4	121	0	23	3	46	0	21	0	0	0	0	208
Nov 14	STONY BROOK	33	48	0	25	9	87	1	27	9-20-2	87	1	27	4	68	0	21	1	0	0	0	135
Nov 21	at Towson	28	105	1	18	19	207	2	66	19-32-3	207	2	66	6	132	0	77	2	0	0	2	312
Opponents		354	1033	6	48	154	1609	8	66	154-313-18	1609	8	66	50	1066	1	92	12	37	0	11	2642
		461	2153	19	60	187	2311	20	60	187-303-7	2311	20	60	30	472	0	40	23	221	3	74	4464

Games: 11 • Avg/rush: 2.9 • Avg/catch: 10.4 • Pass effic: 89.32 • KR avg: 21.3 • PR avg: 3.1 • All purpose avg/game: 345.2 • Total offense avg/gm: 240.2

Date	Opponent	Tackles				Sacks no-yds	Fumble		Pass Defense			blkd kick	PAT Attempts			off		pts		
		ua	a	total	tfl-yds		ff	fr-yds	int-yds	qbh	brup		kick	rush	rcv	saf	t/o			
Sep 04	at Syracuse	60	6	66	4.0-13	1.0-7	0	0-0	1-6	0	1	0	0-0	0	0	0	0	0	0	0
Sep 12	at Albany	42	24	66	4.0-6	0.0-0	0	0-0	1-0	0	2	0	1-1	0	0	0	0	0	0	7
Sep 19	HARVARD	29	22	51	0.0-0	0.0-0	0	0-0	1-6	0	4	0	1-1	0	0	0	0	3	10	
Sep 26	at Maine	33	46	79	6.0-15	1.0-5	1	0-0	0-0	0	4	0	2-2	0	0	0	0	0	17	
Oct 03	at Brown	62	20	82	5.0-39	1.0-14	2	1-26	0-0	0	9	0	4-4	0	0	0	0	7	31	
Oct 10	DELAWARE	48	16	64	6.0-17	2.0-9	0	0-0	3-38	0	3	0	2-2	0	0	0	10	20		
Oct 17	RICHMOND	47	16	63	4.0-15	1.0-9	1	0-0	0-0	0	0	0	0-0	0	0	0	0	12		
Oct 31	at UNH	37	20	57	5.0-12	1.0-1	1	1-0	0-0	0	4	1	2-2	0	0	0	3	17		
Nov 7	VILLANOVA	47	10	57	8.0-28	1.0-5	1	0-0	0-0	0	1	0	0-0	0	0	0	0	3		
Nov 14	STONY BROOK	44	18	62	5.0-18	1.0-8	1	1-0	0-0	0	2	0	1-1	0	0	0	0	7		
Nov 21	at Towson	34	58	92	11.0-32	0.0-0	0	0-0	1-2	0	3	0	3-3	0	0	0	7	21		
Opponents		483	256	739	58.0-195	9.0-58	7	3-26	7-52	0	33	1	16-16	0	0	0	30	145		
		416	210	626	69.0-303	27.0-187	11	9-0	18-197	5	34	2	40-44	0	0	2	64	329		

Date	Opponent	Punting							Field Goals			Kickoffs						
		no.	yds	avg	long	blkd	tb	fc	50+	i20	md-att	long	blkd	no.	yds	avg	tb	ob
Sep 04	at Syracuse	9	385	42.8	49	0	0	2	0	3	0-0	0	0	2	131	65.5	0	0
Sep 12	at Albany	4	133	33.2	49	0	0	1	0	2	0-0	0	0	2	72	36.0	0	1
Sep 19	HARVARD	7	258	36.9	61	1	2	0	1	1	1-1	33	0	3	166	55.3	0	0
Sep 26	at Maine	8	289	36.1	47	0	1	2	0	0	1-1	30	0	3	163	54.3	0	0
Oct 03	at Brown	4	168	42.0	47	0	0	0	0	2	1-3	23	0	6	342	57.0	1	0
Oct 10	DELAWARE	6	266	44.3	51	0	0	2	1	2	2-3	41	0	5	251	50.2	0	0
Oct 17	RICHMOND	6	252	42.0	57	0	0	0	1	2	2-2	29	0	4	193	48.2	0	0
Oct 31	at UNH	8	284	35.5	47	0	1	2	0	5	1-1	37	0	3	167	55.7	0	0
Nov 7	VILLANOVA	4	131	32.8	39	0	0	0	0	0	1-1	25	0	2	119	59.5	0	0
Nov 14	STONY BROOK	8	260	32.5	67	1	1	0	1	0	0-1	0	0	3	170	56.7	0	0
Nov 21	at Towson	5	187	37.4	51	0	0	1	1	0	0-0	0	0	4	246	61.5	0	0
Opponents		69	2613	37.9	67	2	5	10	5	17	9-13	41	0	37	2020	54.6	1	1
		57	2070	36.3	64	1	6	14	6	24	7-17	46	0	60	3333	55.5	7	1

# OPPONENT GAME-BY-GAME

Date	Opponent	Rushing				Receiving				Passing				Kick Returns				Punt Returns				tot off
		no.	yds	td	lg	no.	yds	td	lg	cmp-att-int	yds	td	lg	no.	yds	td	lg	no.	yds	td	lg	
Sep 04	at Syracuse	20	4	0	9	10	60	0	18	10-20-1	60	0	18	4	107	0	40	0	0	0	0	64
Sep 12	at Albany	33	120	0	16	17	180	1	29	17-38-2	180	1	29	5	24	0	15	1	5	0	5	300
Sep 19	HARVARD	36	141	0	16	18	186	1	62	18-36-0	186	1	62	6	88	0	24	1	1	0	1	327
Sep 26	at Maine	29	-8	2	11	18	240	0	40	18-41-2	240	0	40	6	157	0	52	1	11	0	11	232
Oct 03	at Brown	24	147	1	30	14	195	1	27	14-32-3	195	1	27	6	222	1	92	1	7	0	7	342
Oct 10	DELAWARE	45	149	1	40	9	90	0	25	9-22-0	90	0	25	1	31	0	31	3	10	0	8	239
Oct 17	RICHMOND	28	119	0	48	16	139	1	34	16-28-1	139	1	34	5	114	0	35	1	-3	0	0	258
Oct 31	at UNH	49	121	1	16	9	104	1	31	9-16-0	104	1	31	4	77	0	26	1	6	0	0	225
Nov 7	VILLANOVA	29	87	0	20	15	121	0	23	15-28-4	121	0	23	3	46	0	21	0	0	0	0	208
Nov 14	STONY BROOK	33	48	0	25	9	87	1	27	9-20-2	87	1	27	4	68	0	21	1	0	0	0	135
Nov 21	at Towson	28	105	1	18	19	207	2	66	19-32-3	207	2	66	6	132	0	77	2	0	0	2	312
Opponents		354	1033	6	48	154	1609	8	66	154-313-18	1609	8	66	50	1066	1	92	12	37	0	11	2642
		461	2153	19	60	187	2311	20	60	187-303-7	2311	20	60	30	472	0	40	23	221	3	74	4464

Games: 11 • Avg/rush: 2.9 • Avg/catch: 10.4 • Pass effic: 89.32 • KR avg: 21.3 • PR avg: 3.1 • All purpose avg/game: 345.2 • Total offense avg/gm: 240.2

Date	Opponent	Tackles				Sacks no-yds	Fumble		Pass Defense			blkd kick	PAT Attempts			off					
		ua	a	total	tfl-yds		ff	fr-yds	int-yds	qbh	brup		kick	rush	rcv	saf	t/o	pts			
Sep 04	at Syracuse	60	6	66	4.0-13	1.0-7	0	0-0	1-6	0	1	0	0-0	0	0	0	0	0	0	0	0
Sep 12	at Albany	42	24	66	4.0-6	0.0-0	0	0-0	1-0	0	2	0	1-1	0	0	0	0	0	0	0	7
Sep 19	HARVARD	29	22	51	0.0-0	0.0-0	0	0-0	1-6	0	4	0	1-1	0	0	0	0	3	10		
Sep 26	at Maine	33	46	79	6.0-15	1.0-5	1	0-0	0-0	0	4	0	2-2	0	0	0	0	0	0	0	17
Oct 03	at Brown	62	20	82	5.0-39	1.0-14	2	1-26	0-0	0	9	0	4-4	0	0	0	0	7	31		
Oct 10	DELAWARE	48	16	64	6.0-17	2.0-9	0	0-0	3-38	0	3	0	2-2	0	0	0	0	10	20		
Oct 17	RICHMOND	47	16	63	4.0-15	1.0-9	1	0-0	0-0	0	0	0	0-0	0	0	0	0	0	0	12	
Oct 31	at UNH	37	20	57	5.0-12	1.0-1	1	1-0	0-0	0	4	1	2-2	0	0	0	0	3	17		
Nov 7	VILLANOVA	47	10	57	8.0-28	1.0-5	1	0-0	0-0	0	1	0	0-0	0	0	0	0	0	0	3	
Nov 14	STONY BROOK	44	18	62	5.0-18	1.0-8	1	1-0	0-0	0	2	0	1-1	0	0	0	0	0	7		
Nov 21	at Towson	34	58	92	11.0-32	0.0-0	0	0-0	1-2	0	3	0	3-3	0	0	0	0	7	21		
Opponents		483	256	739	58.0-195	9.0-58	7	3-26	7-52	0	33	1	16-16	0	0	0	0	30	145		
		416	210	626	69.0-303	27.0-187	11	9-0	18-197	5	34	2	40-44	0	0	2	64	329			

Date	Opponent	Punting									Field Goals			Kickoffs				
		no.	yds	avg	long	blkd	tb	fc	50+	i20	md-att	long	blkd	no.	yds	avg	tb	ob
Sep 04	at Syracuse	9	385	42.8	49	0	0	2	0	3	0-0	0	0	2	131	65.5	0	0
Sep 12	at Albany	4	133	33.2	49	0	0	1	0	2	0-0	0	0	2	72	36.0	0	1
Sep 19	HARVARD	7	258	36.9	61	1	2	0	1	1	1-1	33	0	3	166	55.3	0	0
Sep 26	at Maine	8	289	36.1	47	0	1	2	0	0	1-1	30	0	3	163	54.3	0	0
Oct 03	at Brown	4	168	42.0	47	0	0	0	0	2	1-3	23	0	6	342	57.0	1	0
Oct 10	DELAWARE	6	266	44.3	51	0	0	2	1	2	2-3	41	0	5	251	50.2	0	0
Oct 17	RICHMOND	6	252	42.0	57	0	0	0	1	2	2-2	29	0	4	193	48.2	0	0
Oct 31	at UNH	8	284	35.5	47	0	1	2	0	5	1-1	37	0	3	167	55.7	0	0
Nov 7	VILLANOVA	4	131	32.8	39	0	0	0	0	0	1-1	25	0	2	119	59.5	0	0
Nov 14	STONY BROOK	8	260	32.5	67	1	1	0	1	0	0-1	0	0	3	170	56.7	0	0
Nov 21	at Towson	5	187	37.4	51	0	0	1	1	0	0-0	0	0	4	246	61.5	0	0
Opponents		69	2613	37.9	67	2	5	10	5	17	9-13	41	0	37	2020	54.6	1	1
		57	2070	36.3	64	1	6	14	6	24	7-17	46	0	60	3333	55.5	7	1

## RHODY - TEAM GAME HIGHS

Rushes	49	at UNH (Oct 31, 2015)
Yards Rushing	149	vs Delaware (Oct 10, 2015)
Yards Per Rush	6.1	at Brown (Oct 03, 2015)
TD Rushes	2	at Maine (Sep 26, 2015)
Pass attempts	41	at Maine (Sep 26, 2015)
Pass completions	19	at Towson (Nov 21, 2015)
Yards Passing	240	at Maine (Sep 26, 2015)
Yards Per Pass	6.5	at UNH (Oct 31, 2015)
TD Passes	2	at Towson (Nov 21, 2015)
Total Plays	72	vs Harvard (Sep 19, 2015)
Total Offense	342	at Brown (Oct 03, 2015)
Yards Per Play	6.1	at Brown (Oct 03, 2015)
Points	31	at Brown (Oct 03, 2015)
Sacks By	2	vs Delaware (Oct 10, 2015)
First Downs	21	at Albany (Sep 12, 2015)
Penalties	8	at Brown (Oct 03, 2015)
Penalty Yards	75	at Brown (Oct 03, 2015)
	75	at Towson (Nov 21, 2015)
Turnovers	6	at Albany (Sep 12, 2015)
Interceptions By	3	vs Delaware (Oct 10, 2015)
Punts	9	at Syracuse (Sep 04, 2015)
Punting Avg	44.3	vs Delaware (Oct 10, 2015)
Long Punt	67	vs Stony Brook (Nov 14, 2015)
Punts inside 20	5	at UNH (Oct 31, 2015)
Long Punt Return	11	at Maine (Sep 26, 2015)

## OPPONENT - TEAM HIGHS

Rushes	58	at Syracuse (Sep 04, 2015)
Yards Rushing	312	at Syracuse (Sep 04, 2015)
Yards Per Rush	6.5	vs Villanova (Nov 7, 2015)
TD Rushes	4	vs Richmond (Oct 17, 2015)
Pass attempts	58	at Brown (Oct 03, 2015)
Pass completions	41	at Brown (Oct 03, 2015)
Yards Passing	438	at Brown (Oct 03, 2015)
Yards Per Pass	13.3	vs Harvard (Sep 19, 2015)
TD Passes	4	vs Harvard (Sep 19, 2015)
	4	at Brown (Oct 03, 2015)
Total Plays	100	at Brown (Oct 03, 2015)
Total Offense	559	at Brown (Oct 03, 2015)
Yards Per Play	8.4	vs Harvard (Sep 19, 2015)
Points	47	at Syracuse (Sep 04, 2015)
Sacks By	6	at Maine (Sep 26, 2015)
	6	vs Stony Brook (Nov 14, 2015)
First Downs	35	at Brown (Oct 03, 2015)
Penalties	14	at Maine (Sep 26, 2015)
Penalty Yards	120	vs Delaware (Oct 10, 2015)
Turnovers	3	vs Delaware (Oct 10, 2015)
Interceptions By	4	vs Villanova (Nov 7, 2015)
Punts	8	at Maine (Sep 26, 2015)
	8	vs Stony Brook (Nov 14, 2015)
Punting Avg	45.8	vs Delaware (Oct 10, 2015)
Long Punt	64	at Syracuse (Sep 04, 2015)
Punts inside 20	4	at Syracuse (Sep 04, 2015)
	4	at Maine (Sep 26, 2015)
	4	at Towson (Nov 21, 2015)
Long Punt Return	74	at Syracuse (Sep 04, 2015)

## RHODY - INDIVIDUAL HIGHS

		INDIVIDUAL GAME HIGHS
Rushes	31	H. Cooper at UNH (Oct 31, 2015)
Yards Rushing	123	H. Cooper vs Delaware (Oct 10, 2015)
TD Rushes	1	Mroz at Maine (Sep 26, 2015)
	1	Anderson at Maine (Sep 26, 2015)
	1	H. Cooper at Brown (Oct 03, 2015)
	1	H. Cooper vs Delaware (Oct 10, 2015)
	1	H. Cooper at UNH (Oct 31, 2015)
	1	W. McKoy at Towson (Nov 21, 2015)
Long Rush	48	H. Cooper vs Richmond (Oct 17, 2015)
Pass attempts	39	Mroz at Maine (Sep 26, 2015)
Pass completions	19	W. McKoy at Towson (Nov 21, 2015)
Yards Passing	234	Mroz at Maine (Sep 26, 2015)
TD Passes	2	W. McKoy at Towson (Nov 21, 2015)
Long Pass	66	W. McKoy at Towson (Nov 21, 2015)
Receptions	6	H. Cooper vs Richmond (Oct 17, 2015)
	6	P. White vs Villanova (Nov 7, 2015)
	6	Denny at Towson (Nov 21, 2015)
	6	Clarke at Towson (Nov 21, 2015)
Yards Receiving	93	Beauvais at Maine (Sep 26, 2015)
TD Receptions	1	Denny at Albany (Sep 12, 2015)
	1	Denny vs Harvard (Sep 19, 2015)
	1	P. White at Brown (Oct 03, 2015)
	1	H. Cooper vs Richmond (Oct 17, 2015)
	1	H. Cooper at UNH (Oct 31, 2015)
	1	McKeeman vs Stony Brook (Nov 14, 2015)
	1	Denny at Towson (Nov 21, 2015)
	1	P. White at Towson (Nov 21, 2015)
Long Reception	66	H. Cooper at Towson (Nov 21, 2015)
Field Goals	2	Rohrwasser vs Delaware (Oct 10, 2015)
	2	Rohrwasser vs Richmond (Oct 17, 2015)
Long Field Goal	41	Rohrwasser vs Delaware (Oct 10, 2015)
Punts	9	McHugh at Syracuse (Sep 04, 2015)
Punting Avg	44.3	McHugh vs Delaware (Oct 10, 2015)
Long Punt	67	McHugh vs Stony Brook (Nov 14, 2015)
Punts inside 20	5	McHugh at UNH (Oct 31, 2015)
Long Punt Return	11	Caines at Maine (Sep 26, 2015)
Long Kickoff Return	92	H. Cooper at Brown (Oct 03, 2015)
Tackles	16	Parker at Maine (Sep 26, 2015)
Sacks	1.0	Parker at Syracuse (Sep 04, 2015)
	1.0	D. Holmes at Maine (Sep 26, 2015)
	1.0	Doutre at Brown (Oct 03, 2015)
	1.0	Kh. Kennedy vs Delaware (Oct 10, 2015)
	1.0	Ezrinke vs Delaware (Oct 10, 2015)
	1.0	Kh. Kennedy vs Richmond (Oct 17, 2015)
	1.0	Ezrinke at UNH (Oct 31, 2015)
	1.0	Parker vs Villanova (Nov 7, 2015)
	1.0	Wienclaw vs Stony Brook (Nov 14, 2015)
Tackles For Loss	3.5	Ezrinke at Towson (Nov 21, 2015)
Interceptions	1	M. Holmes at Syracuse (Sep 04, 2015)
	1	Wienclaw at Albany (Sep 12, 2015)
	1	Hill vs Harvard (Sep 19, 2015)
	1	T. Wilson vs Delaware (Oct 10, 2015)
	1	A. Evans vs Delaware (Oct 10, 2015)
	1	N. Thomas vs Delaware (Oct 10, 2015)
	1	Wienclaw at Towson (Nov 21, 2015)

## OPPONENT - INDIVIDUAL HIGHS

Rushes	33	Elliot Croskey, at Albany (Sep 12, 2015)
	33	Victor, Darius, at Towson (Nov 21, 2015)
Yards Rushing	189	Victor, Darius, at Towson (Nov 21, 2015)
TD Rushes	2	Elliot Croskey, at Albany (Sep 12, 2015)
	2	Nigel Beckford, at Maine (Sep 26, 2015)
	2	Victor, Darius, at Towson (Nov 21, 2015)
Long Rush	60	Victor, Darius, at Towson (Nov 21, 2015)
Pass attempts	58	Fuller, Marcus, at Brown (Oct 03, 2015)
Pass completions	41	Fuller, Marcus, at Brown (Oct 03, 2015)
Yards Passing	438	Fuller, Marcus, at Brown (Oct 03, 2015)
TD Passes	4	Fuller, Marcus, at Brown (Oct 03, 2015)
Long Pass	60	Hosch, Scott, vs Harvard (Sep 19, 2015)
Receptions	15	Strachan, Brian, at Brown (Oct 03, 2015)
Yards Receiving	142	Reggie Diggs, vs Richmond (Oct 17, 2015)
TD Receptions	2	Philips, E., at Syracuse (Sep 04, 2015)
	2	Jette, Alex, at Brown (Oct 03, 2015)
Long Reception	60	Firsker, Anthon, vs Harvard (Sep 19, 2015)
Field Goals	2	Sean Decloux, at Maine (Sep 26, 2015)
Long Field Goal	46	Hurwitz, Sam, at Towson (Nov 21, 2015)
Punts	8	Marc Nolan, vs Stony Brook (Nov 14, 2015)
Punting Avg	45.8	E. Enderson, vs Delaware (Oct 10, 2015)
Long Punt	64	Dixon, R., at Syracuse (Sep 04, 2015)
Punts inside 20	4	Dixon, R., at Syracuse (Sep 04, 2015)
	4	Ryder, Jake, at Towson (Nov 21, 2015)
Long Punt Return	74	Estime, B., at Syracuse (Sep 04, 2015)
Long Kickoff Return	40	Doles, Troy, at Brown (Oct 03, 2015)
Tackles	18	Omar Howard, vs Richmond (Oct 17, 2015)
Sacks	2.0	Aaron Thompson, vs Stony Brook (Nov 14, 2015)
Tackles For Loss	2.0	Franklin, Z., at Syracuse (Sep 04, 2015)
	2.0	Colin Cooper, at Albany (Sep 12, 2015)
	2.0	Hughes, Robert, at Brown (Oct 03, 2015)
	2.0	McCurry, C., vs Villanova (Nov 7, 2015)
	2.0	Aaron Thompson, vs Stony Brook (Nov 14, 2015)
Interceptions	2	Sherrod Baltimo, at Maine (Sep 26, 2015)
	2	Shayne Lawless, vs Stony Brook (Nov 14, 2015)
	2	Kelly, Mike, at Towson (Nov 21, 2015)

# IN THE RED ZONE

Date	Opponent	Score	Times In RZ	Times Scored	Total Pts	Rush TDs	Pass TDs	FGs Made	Failed to score inside RZ						
									FGA	Down	Int	Fumb	Half	Game	
Sep 04, 2015	at Syracuse	L 0-47	0	0	0	0	0	0	0	0	0	0	0	0	0
Sep 12, 2015	at Albany	L 7-35	2	1	7	1	0	1	0	0	0	0	1	0	0
Sep 19, 2015	HARVARD	L 10-41	1	1	3	0	0	0	1	0	0	0	0	0	0
Sep 26, 2015	at Maine	L 17-27	3	3	17	2	2	0	1	0	0	0	0	0	0
Oct 03, 2015	at Brown	L 31-41	5	3	17	2	1	1	1	1	0	1	0	0	0
Oct 10, 2015	DELAWARE	W 20-0	3	2	10	1	1	0	1	0	1	0	0	0	0
Oct 17, 2015	RICHMOND	L 12-37	3	3	12	1	0	1	2	0	0	0	0	0	0
Oct 31, 2015	at UNH	L 17-20	2	2	10	1	1	0	1	0	0	0	0	0	0
Nov 7, 2015	VILLANOVA	L 3-24	1	1	3	0	0	0	1	0	0	0	0	0	0
Nov 14, 2015	STONY BROOK	L 7-19	2	1	7	1	0	1	0	1	0	0	0	0	0
Nov 21, 2015	at Towson	L 21-38	2	2	14	2	1	1	0	0	0	0	0	0	0
Totals			24	19	100	11	6	5	8	2	1	1	1	0	0

19 of 24 (79.2%)

## Opponents Inside Rhode Island Red-Zone

Date	Opponent	Score	Times In RZ	Times Scored	Total Pts	Rush TDs	Pass TDs	FGs Made	Failed to score inside RZ						
									FGA	Down	Int	Fumb	Half	Game	
Sep 04, 2015	at Syracuse	L 0-47	3	3	17	2	1	1	1	0	0	0	0	0	0
Sep 12, 2015	at Albany	L 7-35	4	4	28	4	2	2	0	0	0	0	0	0	0
Sep 19, 2015	HARVARD	L 10-41	2	2	14	2	1	1	0	0	0	0	0	0	0
Sep 26, 2015	at Maine	L 17-27	3	1	3	0	0	0	1	1	1	0	0	0	0
Oct 03, 2015	at Brown	L 31-41	6	5	34	5	1	4	0	1	0	0	0	0	0
Oct 10, 2015	DELAWARE	W 20-0	1	0	0	0	0	0	0	0	0	1	0	0	0
Oct 17, 2015	RICHMOND	L 12-37	5	5	30	4	4	0	1	0	0	0	0	0	0
Oct 31, 2015	at UNH	L 17-20	3	2	13	2	1	1	0	0	0	0	0	1	0
Nov 7, 2015	VILLANOVA	L 3-24	4	4	24	3	2	1	1	0	0	0	0	0	0
Nov 14, 2015	STONY BROOK	L 7-19	3	2	10	1	0	1	1	0	0	0	0	1	0
Nov 21, 2015	at Towson	L 21-38	5	5	35	5	3	2	0	0	0	0	0	0	0
Totals			39	33	208	28	15	13	5	2	1	1	0	2	0

33 of 39 (84.6%)

# QUARTER-BY-QUARTER

Date	Opponent	Score	Overall	1st Qtr	2nd Qtr	3rd Qtr	4th Qtr	Overtime
Sep 04, 2015	at Syracuse	L 0-47	1-11 9.1	1-4 25.0	0-3 0.0	0-2 0.0	0-2 0.0	
Sep 12, 2015	at Albany	L 7-35	5-15 33.3	1-2 50.0	1-4 25.0	1-3 33.3	2-6 33.3	
Sep 19, 2015	HARVARD	L 10-41	7-18 38.9	2-4 50.0	1-4 25.0	3-6 50.0	1-4 25.0	
Sep 26, 2015	at Maine	L 17-27	2-15 13.3	1-3 33.3	0-3 0.0	0-4 0.0	1-5 20.0	
Oct 03, 2015	at Brown	L 31-41	3-11 27.3	0-3 0.0	1-3 33.3	1-2 50.0	1-3 33.3	
Oct 10, 2015	DELAWARE	W 20-0	4-17 23.5	1-4 25.0	1-3 33.3	1-4 25.0	1-6 16.7	
Oct 17, 2015	RICHMOND	L 12-37	1-13 7.7	1-2 50.0	0-4 0.0	0-4 0.0	0-3 0.0	
Oct 31, 2015	at UNH	L 17-20	5-16 31.2	1-5 20.0	2-4 50.0	2-4 50.0	0-3 0.0	
Nov 7, 2015	VILLANOVA	L 3-24	5-14 35.7	1-3 33.3	0-3 0.0	3-5 60.0	1-3 33.3	
Nov 14, 2015	STONY BROOK	L 7-19	1-13 7.7	0-3 0.0	1-4 25.0	0-3 0.0	0-3 0.0	
Nov 21, 2015	at Towson	L 21-38	6-14 42.9	1-3 33.3	1-3 33.3	0-1 0.0	4-7 57.1	
	Rhode Island		40-157 25.5	10-36 27.8	8-38 21.1	11-38 28.9	11-45 24.4	0-0 0.0
	Opponents		69-165 41.8	16-36 44.4	12-42 28.6	20-42 47.6	21-45 46.7	0-0 0.0

## 4th-Down Conversions

Date	Opponent	Score	Overall	1st Qtr	2nd Qtr	3rd Qtr	4th Qtr	Overtime
Sep 04, 2015	at Syracuse	L 0-47	0-0 0.0	0-0 0.0	0-0 0.0	0-0 0.0	0-0 0.0	
Sep 12, 2015	at Albany	L 7-35	3-5 60.0	0-0 0.0	1-2 50.0	0-0 0.0	2-3 66.7	
Sep 19, 2015	HARVARD	L 10-41	0-2 0.0	0-0 0.0	0-0 0.0	0-0 0.0	0-2 0.0	
Sep 26, 2015	at Maine	L 17-27	1-2 50.0	0-0 0.0	0-0 0.0	1-1 100.0	0-1 0.0	
Oct 03, 2015	at Brown	L 31-41	0-0 0.0	0-0 0.0	0-0 0.0	0-0 0.0	0-0 0.0	
Oct 10, 2015	DELAWARE	W 20-0	1-2 50.0	0-0 0.0	0-0 0.0	0-0 0.0	1-2 50.0	
Oct 17, 2015	RICHMOND	L 12-37	2-3 66.7	0-0 0.0	0-0 0.0	0-0 0.0	2-3 66.7	
Oct 31, 2015	at UNH	L 17-20	0-1 0.0	0-0 0.0	0-1 0.0	0-0 0.0	0-0 0.0	
Nov 7, 2015	VILLANOVA	L 3-24	0-1 0.0	0-0 0.0	0-0 0.0	0-0 0.0	0-1 0.0	
Nov 14, 2015	STONY BROOK	L 7-19	1-2 50.0	0-0 0.0	1-1 100.0	0-0 0.0	0-1 0.0	
Nov 21, 2015	at Towson	L 21-38	0-2 0.0	0-0 0.0	0-0 0.0	0-0 0.0	0-2 0.0	
	Rhode Island		8-20 40.0	0-0 0.0	2-4 50.0	1-1 100.0	5-15 33.3	0-0 0.0
	Opponents		8-15 53.3	1-2 50.0	3-5 60.0	0-0 0.0	4-8 50.0	0-0 0.0

## Time of Possession

Date	Opponent	Score	Overall	1st Qtr	2nd Qtr	3rd Qtr	4th Qtr	Overtime
Sep 04, 2015	at Syracuse	L 0-47	18:18	9:03	4:01	2:23	2:51	
Sep 12, 2015	at Albany	L 7-35	24:52	3:33	9:46	5:39	5:54	
Sep 19, 2015	HARVARD	L 10-41	36:11	6:54	8:37	10:23	10:17	
Sep 26, 2015	at Maine	L 17-27	25:38	8:01	4:46	6:50	6:01	
Oct 03, 2015	at Brown	L 31-41	22:44	4:50	5:18	9:03	3:33	
Oct 10, 2015	DELAWARE	W 20-0	30:16	5:51	6:20	5:15	12:50	
Oct 17, 2015	RICHMOND	L 12-37	24:22	6:39	6:26	5:02	6:15	
Oct 31, 2015	at UNH	L 17-20	35:47	10:16	10:45	9:28	5:18	
Nov 7, 2015	VILLANOVA	L 3-24	27:19	7:53	4:53	10:44	3:49	
Nov 14, 2015	STONY BROOK	L 7-19	26:12	6:02	8:15	8:42	3:13	
Nov 21, 2015	at Towson	L 21-38	24:21	5:12	5:29	4:08	9:32	
	Rhode Island	Total	296:00	74:14	74:36	77:37	69:33	0:00
		Avg.	26:54	6:44	6:46	7:03	6:19	0:00
	Opponents	Total	364:00	90:46	90:24	87:23	95:27	0:00
		Avg.	33:05	8:15	8:13	7:56	8:40	0:00

# 2015 SCORING DRIVES

Game	Qtr	Pts	Plays	Yards	TOP	Description
at Albany	4	7	7	75	2:26	Khayri Denny 21 yard touchdown pass from Paul Mroz (Justin Rohrwasser kick)
Harvard	2	7	6	79	2:17	Khayri Denny 62 yard touchdown pass from Paul Mroz (Justin Rohrwasser kick)
Harvard	2	3	7	19	3:04	Justin Rohrwasser 33 yard field goal
at Maine	1	3	9	67	3:21	Justin Rohrwasser 30 yard field goal
at Maine	3	7	9	78	2:15	T.J. Anderson 1 yard run (Justin Rohrwasser kick)
at Maine	4	7	10	74	2:57	Paul Mroz 3 yard run (Justin Rohrwasser kick)
at Brown	2	7	0	26	0:00	Adam Parker 26 yard fumble return (Justin Rohrwasser kick)
at Brown	2	7	1	3	0:07	Harold Cooper 3 yard run (Justin Rohrwasser kick)
at Brown	3	3	7	24	2:38	Justin Rohrwasser 23 yard field goal
at Brown	3	7	10	92	3:58	Phadrae White 13 yard pass from Paul Mroz (Justin Rohrwasser kick)
at Brown	4	7	0	92	0:00	Harold Cooper 92 yard kick return (Justin Rohrwasser kick)
Delaware	1	3	5	27	2:01	Justin Rohrwasser 28 yard field goal
Delaware	2	7	9	72	3:33	Harold Cooper 1 yard run (Justin Rohrwasser kick)
Delaware	3	7	0	25	0:00	Tez Wilson 25 yard interception return (Justin Rohrwasser kick)
Delaware	4	3	9	31	5:10	Justin Rohrwasser 41 yard field goal
Richmond	1	3	10	46	4:19	Justin Rohrwasser 29 yard field goal
Richmond	2	3	7	85	3:19	Justin Rohrwasser 26 yard field goal
Richmond	4	6	7	75	2:12	Harold Cooper 10 yard pass from Wesley McKoy
New Hampshire	1	3	4	-2	0:49	Justin Rohrwasser 37 yard field goal
New Hampshire	2	7	8	61	4:23	Harold Cooper 31 yard pass from Wesley McKoy (Justin Rohrwasser kick)
New Hampshire	2	7	11	80	5:07	Harold Cooper 1 yard run (Justin Rohrwasser kick)
Villanova	2	3	11	66	5:51	Justin Rohrwasser 25 yard field goal
Stony Brook	2	7	7	21	3:25	Charlie McKeeman 3 yard pass from Wesley McKoy (Justin Rohrwasser kick)
Towson	1	7	3	35	1:22	Khayri Denny 30 yard pass from Wesley McKoy (Justin Rohrwasser kick)
Towson	2	7	5	60	1:48	Phadrae White 9 yard pass from Wesley McKoy (Justin Rohrwasser kick)
Towson	2	7	5	75	2:32	Wesley McKoy 1 yard touchdown down (Justin Rohrwasser kick)

# 2015 GAME-BY-GAME STARTERS

	LT	LG	C	RG	RT	QB	RB	TE	TE	WR/TE	WR
Syracuse	Catalina	Gilbert	Gallogly	Hartman	Steinmetz	Mroz	Cooper	McKeeman	N. Holmes	Denny	White
Albany	Catalina	Gilbert	Gallogly	Hartman	Steinmetz	Mroz	Cooper	McKeeman	N. Holmes	Stewart	Caines
Harvard	Catalina	Gilbert	Gallogly	Hartman	Steinmetz	Mroz	Cooper	McKeeman	N. Holmes	Stewart	Beauvais
Maine	Catalina	Gilbert	Gallogly	Hartman	Steinmetz	Mroz	Anderson	McKeeman	N. Holmes	Denny	White
Brown	Catalina	Gilbert	Gallogly	Hartman	Steinmetz	Mroz	Cooper	McKeeman	N. Holmes	Nastahowski	Beauvais
Delaware	Catalina	Gilbert	Gallogly	Hartman	Steinmetz	Mroz	Cooper	McKeeman	N. Holmes	Stewart	Beauvais
Richmond	Catalina	Gilbert	Gallogly	Hartman	Steinmetz	Caparell	Cooper	McKeeman	N. Holmes	Nastahowski	E. Holmes
New Hampshire	Catalina	Gilbert	Gallogly	Hartman	Steinmetz	McKoy	Cooper	McKeeman	N. Holmes	Denny	White
Villanova	Catalina	Gilbert	Gallogly	Allen	Steinmetz	McKoy	Cooper	McKeeman	N. Holmes	E. Holmes	Caines
Stony Brook	Catalina	Gilbert	Gallogly	Allen	Steinmetz	McKoy	Cooper	McKeeman	N. Holmes	Nastahowski	E. Holmes
Towson	Catlina	Gilbert	Gallogly	Allen	Steinmetz	McKoy	Cooper	McKeeman	N. Holmes	Nastahowski	E. Holmes
	DE	DT	DT	DE	LB	LB	LB/DB	S/DB	FS	CB	CB
Syracuse	Nicholas	Ezirike	Pantoja	Simon	Wilson	Parker	Hill	Payne	Wienclaw	M. Holmes	Evans
Albany	Nicholas	Ezirike	Pantoja	Simon	Wilson	Parker	Thomas	N. Jones	Wienclaw	M. Holmes	Evans
Harvard	St. Laurent	Ezirike	Pantoja	Duncan	Wilson	Parker	Thomas	N. Jones	Wienclaw	Kanga	Evans
Maine	St. Laurent	Ezirike	Duncan	Simon	Wilson	Parker	Thomas	Hill	Wienclaw	M. Holmes	Evans
Brown	St. Laurent	Ezirike	Duncan	Simon	Wilson	Parker	Thomas	Crawley	Wienclaw	M. Holmes	Evans
Delaware	St. Laurent	Ezirike	Duncan	Simon	Caponegro	Parker	Kennedy	Thomas	Wienclaw	M. Holmes	Evans
Richmond	St. Laurent	Ezirike	Duncan	Simon	Wilson	Parker	Kennedy	Thomas	Wienclaw	M. Holmes	Evans
New Hampshire	St. Laurent	Ezirike	Duncan	Simon	Caponegro	Parker	Hill	Thomas	Wienclaw	M. Holmes	Evans
Villanova	St. Laurent	Ezirike	Duncan	Simon	Caponegro	Parker	Hill	Thomas	Wienclaw	M. Holmes	Crawley
Stony Brook	St. Laurent	Ezirike	Duncan	Simon	Caponegro	Hogan	Wilson	Thomas	Wienclaw	M. Holmes	Evans
Towson	St. Laurent	Ezirike	Duncan	Simon	Caponegro	Hogan	Wilson	Payne	Wienclaw	M. Holmes	Evans

# 2015 GAME-BY-GAME

## GAME 1

### SYRACUSE 47, RHODE ISLAND 0 Sep. 4, 2015 - Carrier Dome - Syracuse, N.Y.

Score by Quarters	1	2	3	4	Score
Rhode Island.....	0	0	0	0	Record: (0-1)
Syracuse.....	14	17	9	7	Record: (1-0)

#### Scoring Summary:

1st 10:56 SU - Winfield, C. 24 yd interception return (Murphy, C. kick), , URI 0 - SU 7  
 02:47 SU - Phillips, E. 32 yd pass from Dungey, E. (Murphy, C. kick), 4-63 2:00, URI 0 - SU 14  
 2nd 08:53 SU - Murphy, C. 23 yd field goal, 14-76 5:12, URI 0 - SU 17  
 07:56 SU - Phillips, E. 9 yd pass from Dungey, E. (Murphy, C. kick), 2-9 0:45, URI 0 - SU 24  
 00:00 SU - Estime, B. 74 yd punt return (Murphy, C. kick), , URI 0 - SU 31  
 3rd 10:03 SU - Fredericks, J. 13 yd run (Murphy, C. kick), 9-72 1:28, URI 0 - SU 38  
 01:57 SU - TEAM safety, , URI 0 - SU 40  
 4th 11:18 SU - Strickland, D. 21 yd run (Murphy, C. kick), 6-55 2:40, URI 0 - SU 47

	URI	SU
FIRST DOWNS.....	2	23
RUSHES-YARDS (NET).....	20-4	58-312
PASSING YDS (NET).....	60	114
Passes Att-Comp-Int.....	20-10-1	20-10-1
TOTAL OFFENSE PLAYS-YARDS.....	40-64	78-426
Fumble Returns-Yards.....	0-0	0-0
Punt Returns-Yards.....	0-0	4-95
Kickoff Returns-Yards.....	4-107	2-46
Interception Returns-Yards.....	1-6	1-24
Punts (Number-Avg).....	9-42.8	5-42.2
Fumbles-Lost.....	4-3	0-0
Penalties-Yards.....	4-40	3-36
Possession Time.....	18:18	41:42
Third-Down Conversions.....	1 of 11	11 of 19
Fourth-Down Conversions.....	0 of 0	1 of 1
Red-Zone Scores-Chances.....	0-0	3-3
Sacks By: Number-Yards.....	1-7	1-3

RUSHING: Rhode Island - Mroz 5-11; Denny 1-4; Clarke 5-3; H. Cooper 8-minus 1; TEAM 1-minus 13. Syracuse - Fredericks, J. 14-103; Hill, J. 17-75; Morris, G. 12-71; Strickland, D. 2-42; Dungey, E. 8-20; Perkins, T. 1-5; Hunt, T. 1-2; Lewis, B. 1-minus 1; Phillips, E. 1-minus 2; TEAM 1-minus 3.

PASSING: Rhode Island - Mroz 10-20-1-60. Syracuse - Dungey, E. 10-17-0-114; Hunt, T. 0-2-1-0; Wilson, A. 0-1-0-0.

RECEIVING: Rhode Island - Denny 3-21; H. Cooper 3-13; Caines 2-9; Beauvais 1-18; Mroz 1-minus 1. Syracuse - Ishmael, S. 3-29; Phillips, E. 2-41; Lewis, B. 1-16; Cornelius, A. 1-11; Estime, B. 1-9; Avant, S. 1-5; MacPherson, C. 1-3.

INTERCEPTIONS: Rhode Island - M. Holmes 1-6. Syracuse - Winfield, C. 1-24.

FUMBLES: Rhode Island - H. Cooper 1-1; M. Holmes 1-1; Clarke 1-1; TEAM 1-0. Syracuse - None.

SACKS (UA-A): Rhode Island - Parker 1-0. Syracuse - Franklin, Z. 1-0.

TACKLES (UA-A): Rhode Island - T. Wilson 6-2; Payne 6-0; Parker 5-1; N. Thomas 5-0; Nicholas 3-2; N. Jones 4-0; Kh. Kennedy 4-0; St. Laurent 4-0; Wienclaw 3-0; A. Evans 2-1; Masuku 2-0; M. Holmes 2-0; Caponegro 2-0; Crawley 2-0; Ezirike 2-0; Kanga 1-0; Doutre 1-0; D. Holmes 1-0; TEAM 1-0; Simon 1-0; Ganter 1-0; Hill 1-0; Pantoja 1-0. Syracuse - Franklin, Z. 6-0; Taylor, T. 3-0; Thomas, J. 3-0; Cordy, A. 2-0; Giudice, A. 2-0; Ellison, D. 2-0; Clark, S. 1-1; Hodge, M. 1-1; Perry, A. 1-0; Norton, R. 1-0; Whitner, K. 1-0; Simmons, D. 1-0; Williams, R. 1-0; Samuels, K. 1-0; Slayton, C. 1-0; Arciniega, L. 1-0; Morgan, W. 1-0; Whigham, J. 1-0; Winfield, C. 1-0.

## GAME 2

### ALBANY 35, RHODE ISLAND 7 Sep. 12, 2015 - Bob Ford Field - Albany, N.Y.

Score by Quarters	1	2	3	4	Score
Rhode Island.....	0	0	0	7	Record: (0-2,0-1)
Albany.....	14	0	7	14	Record: (1-1,1-0)

#### Scoring Summary:

1st 04:19 ALBANY - DJ Crook 7 yd run (Patrick Toole kick), 13-82 7:33, URI 0 - ALBANY 7  
 00:22 ALBANY - Josh Gontarek 8 yd pass from DJ Crook (Patrick Toole kick), 8-33 3:54, URI 0 - ALBANY 14  
 3rd 06:09 ALBANY - A. Manzo-Lewis 17 yd pass from DJ Crook (Patrick Toole kick), 6-57 3:19, URI 0 - ALBANY 21  
 4th 07:29 ALBANY - Elliot Croskey 1 yd run (Patrick Toole kick), 6-17 3:48, URI 0 - ALBANY 28  
 05:02 URI - Denny 21 yd pass from Mroz (Rohrwasser kick), 7-75 2:26, URI 7 - ALBANY 28  
 03:19 ALBANY - Elliot Croskey 36 yd run (Patrick Toole kick), 3-42 1:43, URI 7 - ALBANY 35

	URI	ALBANY
FIRST DOWNS.....	21	19
RUSHES-YARDS (NET).....	33-120	40-163
PASSING YDS (NET).....	180	191
Passes Att-Comp-Int.....	38-17-2	27-19-1
TOTAL OFFENSE PLAYS-YARDS.....	71-300	67-354
Fumble Returns-Yards.....	0-0	0-0
Punt Returns-Yards.....	1-5	0-0
Kickoff Returns-Yards.....	5-24	1-10
Interception Returns-Yards.....	1-0	2-42
Punts (Number-Avg).....	4-33.2	3-45.0
Fumbles-Lost.....	5-4	0-0
Penalties-Yards.....	6-52	6-50
Possession Time.....	24:52	35:08
Third-Down Conversions.....	5 of 15	10 of 15
Fourth-Down Conversions.....	3 of 5	0 of 0
Red-Zone Scores-Chances.....	1-2	4-4
Sacks By: Number-Yards.....	0-0	2-15

RUSHING: Rhode Island - H. Cooper 16-66; Mroz 13-35; Clarke 3-18; Delgado 1-1. Albany - Elliot Croskey 33-141; DJ Crook 5-18; Ibitokun-Hanks 2-4.

PASSING: Rhode Island - Mroz 17-38-2-180. Albany - DJ Crook 19-27-1-191.

RECEIVING: Rhode Island - Denny 4-79; N. Holmes 4-25; P. White 2-22; H. Cooper 2-8; McKeeman 2-7; Beauvais 1-29; Caines 1-5; Ferland 1-5. Albany - Josh Gontarek 5-51; Brad Harris 4-55; Zee Roberson 4-24; Elliot Croskey 3-17; A. Manzo-Lewis 2-38; Ibitokun-Hanks 1-6.

INTERCEPTIONS: Rhode Island - Wienclaw 1-0. Albany - Jamal Merritt 1-42; Rayshan Clark 1-0.

FUMBLES: Rhode Island - Mroz 3-2; D. Holmes 1-1; H. Cooper 1-1. Albany - None.

SACKS (UA-A): Rhode Island - None. Albany - M. Hoskins 1-0; Colin Cooper 1-0.

TACKLES (UA-A): Rhode Island - Wienclaw 9-3; N. Jones 2-5; A. Evans 4-2; Caponegro 3-3; N. Thomas 5-0; Duncan 4-0; Parker 3-1; Nicholas 2-2; Pantoja 2-1; Payne 2-1; T. Wilson 2-0; Masuku 2-0; M. Holmes 1-1; Sinisi 0-2; Simon 0-2; Catalina 1-0; St. Laurent 0-1. Albany - Julian Cox 7-3; Kyle Sakowski 4-2; Jojo McClary 3-2; Neil Morrison 4-0; Rayshan Clark 4-0; Jamal Merritt 3-1; Colin Cooper 3-1; Samuel Gray 2-2; Ch. Harris 2-1; M. Hoskins 2-1; D. Timmons 2-0; Jamal Robinson 0-2; Jon Martin 1-0; Zach Troutman 1-0; Cory Connell 1-0; D. Thompson 1-0; Mason Grey 1-0; Chris Johnson 1-0; Jack Forster 0-1.

## GAME 3

### No. 25 HARVARD 41, RHODE ISLAND 10 Sep. 19, 2015 - Meade Stadium - Kingston, R.I.

Score by Quarters	1	2	3	4	Score
Harvard.....	14	7	7	13	Record: (1-0)
Rhode Island.....	0	10	0	10	Record: (0-3)

#### Scoring Summary:

1st 11:34 HARV - Halvorson, Ryan 45 yd pass from Hosch, Scott (Smart, Kenny kick), , HARV 7 - URI 0  
 01:36 HARV - Smith, Seitu 21 yd pass from Hosch, Scott (Smart, Kenny kick), , HARV 14 - URI 0  
 2nd 14:18 URI - Denny 62 yd pass from Mroz (Rohrwasser kick), , HARV 14 - URI 7  
 04:29 URI - Rohrwasser 33 yd field goal, URI 14 - URI 10  
 00:44 HARV - Stanton, Paul 4 yd run (Smart, Kenny kick), , HARV 21 - URI 10  
 3rd 05:29 HARV - Braunecker, Ben 19 yd pass from Hosch, Scott (Smart, Kenny kick), , HARV 28 - URI 10  
 4th 14:56 HARV - Brown, Kolbi 25 yd blocked punt return (Smart, Kenny kick), , HARV 35 - URI 10  
 07:11 HARV - Shelton-Moseley 37 yd pass from Meyer, Jimmy (Smart, Kenny kick failed), HARV 41 - URI 10

	HARV	URI
FIRST DOWNS.....	21	17
RUSHES-YARDS (NET).....	29-103	36-135
PASSING YDS (NET).....	373	175
Passes Att-Comp-Int.....	28-19-1	35-17-0
TOTAL OFFENSE PLAYS-YARDS.....	57-476	71-310
Fumble Returns-Yards.....	0-0	0-0
Punt Returns-Yards.....	2-53	1-1
Kickoff Returns-Yards.....	3-42	6-88
Interception Returns-Yards.....	0-0	1-6
Punts (Number-Avg).....	4-33.2	7-35.9
Fumbles-Lost.....	0-0	0-0
Penalties-Yards.....	4-25	5-35
Possession Time.....	23:55	36:05
Third-Down Conversions.....	4 of 10	7 of 18
Fourth-Down Conversions.....	1 of 1	0 of 1
Red-Zone Scores-Chances.....	2-2	1-1
Sacks By: Number-Yards.....	1-6	0-0

RUSHING: Harvard - Stanton, Paul 19-72; Hosch, Scott 4-11; Holdway, Jason 2-11; Reimers, Noah 2-8; Meyer, Jimmy 1-3; Team 1-minus 2. Rhode Island - H. Cooper 22-95; Sebastian 1-16; Clarke 7-13; Mroz 6-11.

PASSING: Harvard - Hosch, Scott 18-27-1-336; Meyer, Jimmy 1-1-0-37. Rhode Island - Mroz 17-35-0-175.

RECEIVING: Harvard - Fischer, Andrew 5-68; Braunecker, Ben 3-65; Smith, Seitu 3-54; Firsler, Anthon 2-78; Halvorson, Ryan 2-52; Foster, Joseph 2-11; Shelton-Moseley 1-37; Stanton, Paul 1-8. Rhode Island - McKeeman 4-41; H. Cooper 3-10; Denny 2-58; P. White 2-21; Beauvais 2-12; N. Holmes 1-19; Nashtahowski 1-9; Caines 1-4; Sebastian 1-1.

INTERCEPTIONS: Harvard - None. Rhode Island - Hill 1-6.

FUMBLES: Harvard-None. Rhode Island-None.

SACKS (UA-A): Harvard - Moody, Dan 1-0. Rhode Island - None.

TACKLES (UA-A): Harvard - Koran, Matt 8-1; Lindsey, Jacob 6-1; Peters, Scott 5-1; Gibson, Asante 5-0; Haehl, Tim 3-1; Moody, Dan 3-0; Medes, Eric 3-0; Paige, Denzel 2-1; Johnson, Caleb 2-0; Ward, Langston 2-0; Ahern, Sean 2-0; Johnson, Stuart 2-0; Hutton, Luke 1-1; Guillory, Chase 1-1; Evans, Scott 1-0; Becerra, Jordan 1-0; Wrisley, Tanner 1-0; Burrello, Nick 1-0; White, Alex 1-0; Holdway, Jason 1-0; Ezeokoli, Tobe 1-0; Hart, Stone 0-1; Evans, Chris 0-1; Bailey, DJ 0-1. Rhode Island - Parker 7-5; Wienclaw 3-2; Duncan 2-2; A. Evans 3-0; Kanga 2-1; T. Wilson 0-3; Pantoja 2-0; Caponegro 2-0; Nicholas 1-1; N. Thomas 1-1; N. Jones 1-1; Hill 0-2; Crawley 1-0; Delgado 1-0; Hogan 1-0; Nashtahowski 1-0; Sinisi 0-1; St. Laurent 0-1; Payne 0-1; Ezirike 0-1.

# 2015 GAME-BY-GAME

## GAME 4

### MAINE 27, RHODE ISLAND 17 Sep. 26, 2015 - Morse Field - Orono, Maine

Score by Quarters	1	2	3	4	Score
Rhode Island.....	3	0	7	7	- 17 Record: (0-4,0-2)
Maine.....	14	3	7	3	- 27 Record: (1-2,1-0)

#### Scoring Summary:

1st 02:48 URI - Rohrwasser 30 yd field goal, 9-67 3:21, URI 3 - MAINE 0  
 01:56 MAINE - Micah Wright 51 yd pass from Drew Belcher (Sean DeCloux kick), 3-83 0:48, URI 3 - MAINE 7  
 01:09 MAINE - Nigel Beckford 21 yd run (Sean DeCloux kick), 2-37 0:34, URI 3 - MAINE 14  
 2nd 04:10 MAINE - Sean DeCloux 43 yd field goal, 8-47 4:08, URI 3 - MAINE 17  
 3rd 08:01 MAINE - Nigel Beckford 28 yd run (Sean DeCloux kick), 3-39 1:11, URI 3 - MAINE 24  
 05:39 URI - Anderson 1 yd run (Rohrwasser kick), 9-78 2:15, URI 10 - MAINE 24  
 4th 12:58 MAINE - Sean DeCloux 23 yd field goal, 8-66 3:59, URI 10 - MAINE 27  
 09:54 URI - Mroz 3 yd run (Rohrwasser kick), 10-74 2:57, URI 17 - MAINE 27

	URI	MAINE
FIRST DOWNS.....	16	22
RUSHES-YARDS (NET).....	29-8	44-210
PASSING YDS (NET).....	240	262
Passes Att-Comp-Int.....	41-18-2	27-15-0
TOTAL OFFENSE PLAYS-YARDS.....	70-232	71-472
Fumble Returns-Yards.....	0-0	0-0
Punt Returns-Yards.....	1-11	2-10
Kickoff Returns-Yards.....	6-157	2-30
Interception Returns-Yards.....	0-0	2-0
Punts (Number-Avg).....	8-36.1	8-38.2
Fumbles-Lost.....	0-0	2-0
Penalties-Yards.....	4-62	14-118
Possession Time.....	25:38	34:22
Third-Down Conversions.....	2 of 5	6 of 18
Fourth-Down Conversions.....	1 of 2	0 of 0
Red-Zone Scores-Chances.....	3-3	1-3
Sacks By: Number-Yards.....	1-5	6-55

RUSHING: Rhode Island - Anderson 10-12; Clarke 3-12; Sebastian 2-12; TEAM 2-minus 2; Mroz 12-minus 42. Maine - Nigel Beckford 17-91; Darian Davis-Ra 12-74; Dan Collins 9-33; Drew Belcher 6-12.

PASSING: Rhode Island - Mroz 17-39-2-234; Caparell 1-2-0-6. Maine - Dan Collins 14-25-0-211; Drew Belcher 1-2-0-51.

RECEIVING: Rhode Island - Beauvais 5-93; P. White 4-77; Denny 4-47; Sebastian 2-14; N. Holmes 2-11; Clarke 1-minus 2. Maine - Micah Wright 7-139; Jordan Dunn 3-47; Jeremy Salmon 2-14; John Hardy 1-45; Nigel Beckford 1-13; Jared Osumah 1-4.

INTERCEPTIONS: Rhode Island - None. Maine - Sherrod Baltimo 2-0.

FUMBLES: Rhode Island - None. Maine - Darian Davis-Ra 1-0; Dan Collins 1-0.

SACKS (UA-A): Rhode Island - D. Holmes 1-0. Maine - Patrick Ricard 1-1; Trevor Bates 0-2; Michael Kozlako 1-1; Zachary Hume 1-0; Benjamin Davis 1-0.

TACKLES (UA-A): Rhode Island - Parker 8-8; Wienclaw 7-6; N. Thomas 3-5; Crawley 4-2; Duncan 1-4; Simon 2-2; M. Holmes 1-3; T. Wilson 1-3; Ezirike 0-3; St. Laurent 0-3; N. Jones 1-1; Nicholas 0-2; D. Holmes 1-0; Doutre 1-0; Sinisi 1-0; Nastahowski 1-0; Masuku 1-0; D. Stewart 0-1; Hill 0-1; Payne 0-1; Sunahara 0-1. Maine - Patrick Ricard 2-7; Michael Kozlako 4-3; Jason Matovu 5-1; Trevor Bates 2-4; Sterling Sheffi 2-3; Cabrinni Goncal 1-4; Sherrod Baltimo 2-2; Sinmisola Demur 2-2; Najee Goode 3-0; Mozai Nelson 1-2; Darius Greene 0-3; John McCabe 0-3; Tayvon Hall 2-0; Randy Samuels 1-1; Austin Brown 0-2; Benjamin Davis 1-0; Zachary Hume 1-0; Dan Collins 0-1.

## GAME 5

### BROWN 41, RHODE ISLAND 31 Oct. 3, 2015 - Brown Stadium - Providence, R.I.

Score by Quarters	1	2	3	4	Score
Rhode Island.....	0	14	10	7	- 31 Record: (0-5,0-2)
Brown.....	14	6	0	21	- 41 Record: (1-2,0-1)

#### Scoring Summary:

1st 13:21 BRWN - Doles, Troy 20 yd pass from Fuller, Marcus (Senne, Grant kick), 6-75 1:39, URI 0 - BRWN 7  
 02:03 BRWN - Jette, Alex 11 yd pass from Fuller, Marcus (Senne, Grant kick), 12-67 4:04, URI 0 - BRWN 14  
 2nd 13:34 URI - Parker 26 yd fumble recovery (Rohrwasser kick), URI 7 - BRWN 14  
 10:22 BRWN - Bucka, Oliver 15 yd pass from Fuller, Marcus (Senne, Grant kick failed), 9-69 3:05, URI 7 - BRWN 20  
 04:09 URI - H. Cooper 3 yd run (Rohrwasser kick), 1-3 0:07, URI 14 - BRWN 20  
 3rd 12:10 URI - Rohrwasser 23 yd field goal, 7-24 2:38, URI 17 - BRWN 20  
 05:12 URI - P. White 13 yd pass from Mroz (Rohrwasser kick), 10-92 3:58, URI 24 - BRWN 20  
 4th 08:38 BRWN - Rosenbauer, Seth 4 yd run (Senne, Grant kick), 18-89 6:05, URI 24 - BRWN 27  
 08:18 URI - H. Cooper 92 yd kickoff return (Rohrwasser kick), , URI 31 - BRWN 27  
 05:16 BRWN - Jette, Alex 20 yd pass from Fuller, Marcus (Senne, Grant kick), 7-91 2:55, URI 31 - BRWN 34  
 02:03 BRWN - Ferguson, Jordan 34 yd interception return (Senne, Grant kick), , URI 31 - BRWN 41

	URI	BRWN
FIRST DOWNS.....	17	35
RUSHES-YARDS (NET).....	24-147	42-121
PASSING YDS (NET).....	195	438
Passes Att-Comp-Int.....	32-14-3	58-41-0
TOTAL OFFENSE PLAYS-YARDS.....	56-342	100-559
Fumble Returns-Yards.....	1-26	0-0
Punt Returns-Yards.....	1-7	2-3
Kickoff Returns-Yards.....	6-222	5-89
Interception Returns-Yards.....	0-0	3-34
Punts (Number-Avg).....	4-42.0	4-32.2
Fumbles-Lost.....	1-0	3-1
Penalties-Yards.....	8-75	8-58
Possession Time.....	22:44	37:16
Third-Down Conversions.....	3 of 11	9 of 19
Fourth-Down Conversions.....	0 of 0	4 of 5
Red-Zone Scores-Chances.....	3-5	5-6
Sacks By: Number-Yards.....	1-14	1-6

RUSHING: Rhode Island - H. Cooper 14-109; Mroz 6-33; Anderson 2-6; Delgado 1-0; Sebastian 1-minus 1. Brown - Rosenbauer, Seth 15-76; Coke, Andrew 9-32; Jette, Alex 1-15; Doles, Troy 1-9; Pena, Johnny 6-6; Fuller, Marcus 7-5; TEAM 2-minus 2; Senne, Grant 1-minus 20.

PASSING: Rhode Island - Mroz 14-32-3-195. Brown-Fuller, Marcus 41-58-0-438.

RECEIVING: Rhode Island - Beauvais 4-56; Denny 3-60; P. White 3-31; H. Cooper 2-13; McKeeman 1-25; D. Stewart 1-10. Brown - Strachan, Brian 15-135; Doles, Troy 9-127; Jette, Alex 9-116; Rosenbauer, Seth 4-28; Coke, Andrew 2-7; Bucka, Oliver 1-15; Casey, Anton 1-10.

INTERCEPTIONS: Rhode Island - None. Brown - Ferguson, Jordan 1-34; Quigley, Will 1-0; Rizek, Quintin 1-0.

FUMBLES: Rhode Island - Mroz 1-0. Brown-Pena, Johnny 1-0; Fuller, Marcus 1-0; Coke, Andrew 1-0.

SACKS (UA-A): Rhode Island - Doutre 1-0. Brown - Hughes, Robert 1-0.

TACKLES (UA-A): Rhode Island - Parker 6-5; T. Wilson 7-3; Duncan 5-1; M. Holmes 5-1; N. Thomas 4-2; N. Jones 5-0; A. Evans 5-0; Hill 5-0; Wienclaw 3-2; Crawley 4-0; Payne 3-1; Simon 2-0; Ezirike 2-0; Hogan 1-1; D. Stewart 1-0; Doutre 1-0; McHugh 1-0; Ganter 1-0; Nicholas 1-0; Pantoja 0-1; N. Holmes 0-1; Nastahowski 0-1; St. Laurent 0-1. Brown - Hughes, Robert 4-2; Quigley, Will 4-1; Dovi, Sebastian 3-2; Coughlin, Connor 3-1; Twyman, William 2-1; Kutschke, Tom 2-1; Gillen, Zachary 1-2; Davenport, B. 2-0; Rizek, Quintin 2-0; Tytki, Max 1-1; Banfield, Daryl 1-1; Jarvis, Richard 1-1; Williams, Jay 0-2; Caywood, Hershel 1-0; Coke, Andrew 1-0; Ferguson, Jordan 1-0; Walther, Jake 0-1.

## GAME 6

### RHODE ISLAND 20, DELAWARE 0 Oct. 17, 2015 - Meade Stadium - Kingston, R.I.

Score by Quarters	1	2	3	4	Score
Delaware.....	0	0	0	0	- 0 Record: (2-4,1-2)
Rhode Island.....	3	7	7	3	- 20 Record: (1-5,1-2)

#### Scoring Summary:

1st 02:46 URI - Rohrwasser 28 yd field goal, 5-27 2:01, DELAWARE 0 - URI 3  
 2nd 00:08 URI - H. Cooper 1 yd run (Rohrwasser kick), 9-72 3:33, DELAWARE 0 - URI 10  
 3rd 06:24 URI - T. Wilson 25 yd interception return (Rohrwasser kick), , DELAWARE 0 - URI 17  
 4th 08:58 URI - Rohrwasser 41 yd field goal, 9-31 5:10, DELAWARE 0 - URI 20

	DELAWARE	URI
FIRST DOWNS.....	14	16
RUSHES-YARDS (NET).....	42-213	45-149
PASSING YDS (NET).....	70	90
Passes Att-Comp-Int.....	22-8-3	22-9-0
TOTAL OFFENSE PLAYS-YARDS.....	64-283	67-239
Fumble Returns-Yards.....	0-0	0-0
Punt Returns-Yards.....	2--8	3-10
Kickoff Returns-Yards.....	5-68	1-31
Interception Returns-Yards.....	0-0	3-38
Punts (Number-Avg).....	5-45.8	6-44.3
Fumbles-Lost.....	0-0	1-0
Penalties-Yards.....	9-120	4-24
Possession Time.....	29:44	30:16
Third-Down Conversions.....	3 of 14	4 of 17
Fourth-Down Conversions.....	0 of 2	1 of 2
Red-Zone Scores-Chances.....	0-1	2-3
Sacks By: Number-Yards.....	2-17	2-9

RUSHING: Delaware - J. Walker 13-76; T. Jefferson 15-65; K. Williams 13-64; V. Papale 1-8. Rhode Island - H. Cooper 28-123; Clarke 7-24; Sebastian 2-8; Mroz 4-minus 2; TEAM 4-minus 4.

PASSING: Delaware - J. Walker 8-21-3-70; TEAM 0-1-0-0. Rhode Island-Mroz 9-22-0-90.

RECEIVING: Delaware - T. Jefferson 3-7; J. Jarmon 2-12; V. Papale 2-28; D. Cherry 1-16; T. Brown 1-7. Rhode Island - Denny 3-34; H. Cooper 3-20; P. White 1-24; Beauvais 1-11; N. Holmes 1-1.

INTERCEPTIONS: Delaware -None. Rhode Island - T. Wilson 1-25; A. Evans 1-13; N. Thomas 1-0.

FUMBLES: Delaware - None. Rhode Island - TEAM 1-0.

SACKS (UA-A): Delaware - C. Bell 1-1; L. Spears 0-1. Rhode Island - Ezirike 1-0; Kh. Kennedy 1-0.

TACKLES (UA-A): Delaware - C. Bell 7-4; A. Jackson 6-2; L. Spears 5-1; V. Hollerman 4-1; B. Woodson 4-0; J. Kindle 3-1; J. Watson 3-1; TEAM 3-0; N. Adderley 3-0; R. Jones 3-0; J. Thompson 2-1; D. Tinsley 2-1; J. Plummer 1-1; E. Martinez 1-0; M. Harley 1-0; G. Roberts 0-1. Rhode Island - N. Thomas 7-2; M. Holmes 6-2; Parker 6-1; Wienclaw 5-1; Caponegro 4-1; Kh. Kennedy 2-2; Ezirike 3-0; A. Evans 3-0; Doutre 2-1; Pantoja 2-1; St. Laurent 1-2; T. Wilson 1-1; Nastahowski 0-2; Hill 1-0; Crawley 1-0; D. Stewart 1-0; Duncan 1-0; Payne 1-0; TEAM 1-0.

# 2015 GAME-BY-GAME

## GAME 7

### No. 13 RICHMOND 37, RHODE ISLAND 12 Oct. 17, 2015 - Meade Stadium - Kingston, R.I.

Score by Quarters	1	2	3	4	Score
Richmond.....	13	7	3	14	- 37 Record: (5-1,3-0)
Rhode Island.....	3	3	0	6	- 12 Record: (1-6,1-3)

#### Scoring Summary:

1st 10:46 RICHMOND - Jacobi Green 6 yd run (Peter Yoder kick), 9-90 4:14, RICHMOND 7 - URI 0  
 06:30 RICHMOND - Seth Fisher 13 yd run (Peter Yoder kick failed), 5-51 2:28, RICHMOND 13 - URI 0  
 02:03 URI - Rohrwasser 29 yd field goal, 10-46 4:19, RICHMOND 13 - URI 3  
 2nd 07:37 URI - Rohrwasser 26 yd field goal, 7-85 3:19, RICHMOND 13 - URI 6  
 01:01 RICHMOND - Kyle Lauletta 14 yd run (Peter Yoder kick), 9-51 4:35, RICHMOND 20 - URI 6  
 3rd 08:09 RICHMOND - Peter Yoder 35 yd field goal, 4-4 1:31, RICHMOND 23 - URI 6  
 4th 12:29 RICHMOND - Stephon Jacob 21 yd pass from Kyle Lauletta (Peter Yoder kick), 6-85 2:39, RICHMOND 30 - URI 6  
 03:57 RICHMOND - Gordon Collins 1 yd run (Peter Yoder kick), 8-53 4:35, RICHMOND 37 - URI 6  
 01:39 URI - H. Cooper 10 yd pass from W. McKoy (Rohrwasser rush fumble), 7-75 2:12, RICHMOND 37 - URI 12

	RICHMOND	URI
FIRST DOWNS.....	20	14
RUSHES-YARDS (NET).....	36-136	28-119
PASSING YDS (NET).....	326	139
Passes Att-Comp-Int.....	31-22-0	28-16-1
TOTAL OFFENSE PLAYS-YARDS.....	67-462	56-258
Fumble Returns-Yards.....	0-0	0-0
Punt Returns-Yards.....	4-8	1--3
Kickoff Returns-Yards.....	2-33	5-114
Interception Returns-Yards.....	1-0	0-0
Punts (Number-Avg).....	5-33.0	6-42.0
Fumbles-Lost.....	1-0	1-1
Penalties-Yards.....	10-95	2-17
Possession Time.....	35:38	24:22
Third-Down Conversions.....	6 of 13	1 of 13
Fourth-Down Conversions.....	1 of 1	2 of 3
Red-Zone Scores-Chances.....	5-5	3-3
Sacks By: Number-Yards.....	2-6	1-9

RUSHING: Richmond - Jacobi Green 13-49; Gordon Collins 3-28; Seth Fisher 6-21; Brian Brown 1-16; Jeremiah Hamlin 6-15; Kyle Lauletta 3-10; Caleb Drake 1-0; TEAM 1-0; Kevin Johnson 2-minus 3. Rhode Island - H. Cooper 13-94; W. McKoy 9-20; Anderson 2-5; Delgado 1-3; P. White 1-2; Caparell 2-minus 5.

PASSING: Richmond - Kyle Lauletta 21-30-0-312; Kevin Johnson 1-1-0-14. Rhode Island - Caparell 10-19-1-68; W. McKoy 6-9-0-71.

RECEIVING: Richmond - Reggie Diggs 9-142; Brian Brown 4-55; Garrett Hudson 2-46; Will McCombs 2-33; Jacobi Green 2-22; Stephon Jacob 1-21; Tyler Wilkins 1-6; Seth Fisher 1-1. Rhode Island - H. Cooper 6-35; P. White 4-40; McKeeman 3-22; Beauvais 1-34; D. Stewart 1-5; Caines 1-3.

INTERCEPTIONS: Richmond - Trevor Jones 1-0.  
Rhode Island - None.

FUMBLES: Richmond - Reggie Diggs 1-0.  
Rhode Island - Caines 1-1.

SACKS (UA-A): Richmond - Madison Day 1-0; Justin Rubin 1-0. Rhode Island - Kh. Kennedy 1-0.

TACKLES (UA-A): Richmond-Omar Howard 15-3; David Jones 3-1; Micah Keels 3-0; Ayo Ogunniyi 3-0; Trevor Jones 2-0; David Norris 2-0; Andrew Clyde 2-0; DeAnthony Muse 2-0; Kieran Gregory 2-0; Winston Craig 2-0; Jarrriel Jordan 1-1; Madison Day 1-0; Andre Booker 1-0; Selton Hodge 1-0; Justin Rubin 1-0; Brendan Coniker 1-0; Chad Wiggins 1-0; David Herlocker 0-1. Rhode Island - M. Holmes 8-2; Caponegro 5-3; N. Thomas 4-4; Parker 5-2; A. Evans 5-1; Wienclaw 4-0; Duncan 2-1; Sunahara 2-0; Doutre 2-0; Kh. Kennedy 2-0; Hill 2-0; TEAM 2-0; Payne 1-0; N. Jones 1-0; Pantoja 1-0; Simon 1-0; Ezirike 0-1; Nastahowski 0-1; D. Stewart 0-1.

## GAME 8

### NEW HAMPSHIRE 20, RHODE ISLAND 17 Oct. 31, 2015 - Cowell Stadium - Durham, N.H.

Score by Quarters	1	2	3	4	Score
Rhode Island.....	3	14	0	0	- 17 Record: (1-7,1-4)
UNH.....	0	0	14	6	- 20 Record: (4-4,2-3)

#### Scoring Summary:

1st 05:18 URI - Rohrwasser 37 yd field goal, 4--2 0:49, URI 3 - UNH 0  
 2nd 07:27 URI - H. Cooper 31 yd pass from W. McKoy (Rohrwasser kick), 8-61 4:23, URI 10 - UNH 0  
 00:00 URI - H. Cooper 1 yd run (Rohrwasser kick), 11-80 5:07, URI 17 - UNH 0  
 3rd 14:02 UNH - Crossan, Dalton 52 yd pass from Goldrich, Sean (Breda, C. kick), 3-82 0:53, URI 17 - UNH 7  
 08:39 UNH - Crossan, Dalton 12 yd run (Breda, C. kick), 10-54 3:04, URI 17 - UNH 14  
 4th 05:46 UNH - Taylor, Kyon 5 yd pass from Goldrich, Sean (Breda, C. kick failed), 7-84 1:29, URI 17 - UNH 20

	URI	UNH
FIRST DOWNS.....	14	20
RUSHES-YARDS (NET).....	49-121	34-184
PASSING YDS (NET).....	104	198
Passes Att-Comp-Int.....	16-9-0	33-18-0
TOTAL OFFENSE PLAYS-YARDS.....	65-225	67-382
Fumble Returns-Yards.....	0-0	0-0
Punt Returns-Yards.....	1-6	3-14
Kickoff Returns-Yards.....	4-77	3-55
Interception Returns-Yards.....	0-0	0-0
Punts (Number-Avg).....	8-35.5	5-28.6
Fumbles-Lost.....	5-0	1-1
Penalties-Yards.....	4-30	5-30
Possession Time.....	35:47	24:13
Third-Down Conversions.....	5 of 16	7 of 15
Fourth-Down Conversions.....	0 of 1	0 of 2
Red-Zone Scores-Chances.....	2-2	2-3
Sacks By: Number-Yards.....	1-1	2-22

RUSHING: Rhode Island - H. Cooper 31-97; Clarke 3-10; Anderson 3-7; W. McKoy 10-6; Denny 2-1. UNH - Crossan, Dalton 18-114; Goldrich, Sean 9-70; Goodrich, Donal 1-7; Bryant, Trevon 2-4; TEAM 3-minus 5; Knight, Trevor 1-minus 6.

PASSING: Rhode Island - W. McKoy 9-16-0-104.  
UNH-Goldrich, Sean 18-32-0-198; Allison, Jared 0-1-0-0.

RECEIVING: Rhode Island - H. Cooper 4-48; McKeeman 2-35; D. Stewart 1-14; Beauvais 1-5; Clarke 1-2. UNH - Crossan, Dalton 4-66; Powell, Jordan 3-41; Allison, Jared 3-35; Taylor, Kyon 3-12; Donovan, Rory 2-21; Kelly, Mike 2-11; Derocher, Nick 1-12.

INTERCEPTIONS: Rhode Island-None. UNH-None.

FUMBLES: Rhode Island - H. Cooper 3-0; D. Stewart 1-0; W. McKoy 1-0. UNH - Allison, Jared 1-1.

SACKS (UA-A): Rhode Island - Ezirike 1-0. UNH - Moss, Dougie 1-0; Farrell, Ryan 1-0.

TACKLES (UA-A): Rhode Island - Wienclaw 7-1; Hill 5-0; Parker 3-2; N. Jones 3-1; N. Thomas 2-2; Duncan 2-2; Doutre 2-1; Kh. Kennedy 2-1; Simon 1-2; Caponegro 1-2; Payne 1-2; Crawley 2-0; M. Holmes 2-0; St. Laurent 1-1; Ezirike 1-1; D. Holmes 1-0; A. Evans 1-0; Sunahara 0-1; Hogan 0-1. UNH - Farrell, Ryan 4-5; DeAndrade, C. 4-3; Moss, Dougie 4-2; Horton, Jae'Wua 2-4; Turner, Jullian 2-3; Anderson, Akil 2-3; Reisert, Kyle 1-4; Knudson, Hayden 1-4; Armand, Rashid 1-4; Shorey, Cam 3-1; Edmonds, Lamar 2-2; Parkinson, K. 1-3; Mensah, Patrick 3-0; Kuehl, Jared 2-1; Rowe, Daniel 2-1; McNally, Kevin 1-2; Boone, Cyrus 0-2; Bailey, Kalil 1-0; Carr, Marquis 1-0.

## GAME 9

### VILLANOVA 24, RHODE ISLAND 3 Nov. 7, 2015 - Meade Stadium - Kingston, R.I.

Score by Quarters	1	2	3	4	Score
Villanova.....	7	0	7	10	- 24 Record: (5-4,4-2)
Rhode Island.....	0	3	0	0	- 3 Record: (1-8,1-5)

#### Scoring Summary:

1st 05:53 VU - Bednarczyk, Z. 4 yd run (Smith, Ge. kick), 8-60 3:36, VU 7 - URI 0  
 2nd 14:56 URI - Rohrwasser 25 yd field goal, 11-66 5:51, VU 7 - URI 3  
 3rd 11:09 VU - Gudzak, M. 14 yd run (Smith, Ge. kick), 3-65 0:47, VU 14 - URI 3  
 4th 11:30 VU - Gulyas, K. 7 yd pass from Bednarczyk, Z. (Smith, Ge. kick), 6-46 3:20, VU 21 - URI 3  
 06:54 VU - Smith, Ge. 22 yd field goal, 5-40 2:33, VU 24 - URI 3

	VU	URI
FIRST DOWNS.....	19	11
RUSHES-YARDS (NET).....	44-284	29-87
PASSING YDS (NET).....	116	121
Passes Att-Comp-Int.....	18-11-0	28-15-4
TOTAL OFFENSE PLAYS-YARDS.....	62-400	57-208
Fumble Returns-Yards.....	0-0	0-0
Punt Returns-Yards.....	2-10	0-0
Kickoff Returns-Yards.....	2-26	3-46
Interception Returns-Yards.....	4-13	0-0
Punts (Number-Avg).....	3-41.7	4-32.8
Fumbles-Lost.....	1-0	0-0
Penalties-Yards.....	3-40	3-23
Possession Time.....	32:41	27:19
Third-Down Conversions.....	6 of 13	5 of 14
Fourth-Down Conversions.....	0 of 2	0 of 1
Red-Zone Scores-Chances.....	4-4	1-1
Sacks By: Number-Yards.....	2-13	1-5

RUSHING: Villanova - Gudzak, M. 10-118; Bednarczyk, Z. 11-74; Forbes, A. 7-39; McClenton, J. 2-30; Underwood, G. 10-16; Wells, A. 2-7; TEAM 2-0. Rhode Island - H. Cooper 12-59; W. McKoy 8-21; Anderson 2-9; Caparell 5-0; TEAM 1-0; Clarke 1-minus 2.

PASSING: Villanova - Bednarczyk, Z. 11-18-0-116. Rhode Island - Caparell 9-18-3-64; W. McKoy 6-10-1-57.

RECEIVING: Villanova - Gulyas, K. 3-28; Wells, A. 2-36; McClenton, J. 2-31; DeCamillo, A. 2-12; Underwood, G. 1-12; Gudzak, M. 1-minus 3. Rhode Island - P. White 6-58; H. Cooper 3-23; Denny 2-28; N. Holmes 2-2; Beauvais 1-8; Nastahowski 1-2.

INTERCEPTIONS: Villanova - Majors, C. 1-13; Ceneus, J. 1-0; McCurry, C. 1-0; Shockley, E. 1-0. Rhode Island -None.

FUMBLES: Villanova - Underwood, G. 1-0.  
Rhode Island - None.

SACKS (UA-A): Villanova - McCurry, C. 1-0; White, T.J. 1-0. Rhode Island - Parker 1-0.

TACKLES (UA-A): Villanova - Calitro, A. 7-2; McCurry, C. 6-0; Cherry, D. 2-4; Smith, W. 4-1; Majors, C. 3-1; Shockley, E. 3-1; Jones, S. 2-0; Logan, C.J. 2-0; Reeves, M. 1-1; Paris, R. 1-1; Johnson, T. 1-1; Wells, A. 1-0; Drains, E. 1-0; Williams, M. 1-0; White, Br. 1-0; Stewart, R. 1-0; White, T.J. 1-0; Rolle, R. 1-0. Rhode Island - Parker 7-1; N. Thomas 5-2; Wienclaw 6-0; St. Laurent 4-1; Crawley 4-0; Caponegro 3-1; M. Holmes 3-0; Doutre 3-0; Ezirike 2-1; T. Wilson 2-0; N. Jones 2-0; Hill 1-1; Hogan 1-1; D. Holmes 1-0; Nastahowski 1-0; Payne 1-0; Catalina 1-0; Simon 0-1; Duncan 0-1.

# 2015 GAME-BY-GAME

## GAME 10

### STONY BROOK 19, RHODE ISLAND 7

Nov. 14, 2015 - Meade Stadium - Kingston, R.I.

Score by Quarters	1	2	3	4	Score
Stony Brook.....	9	3	7	0	19 Record: (4-5,2-5)
Rhode Island.....	0	7	0	0	7 Record: (1-9,1-6)

#### Scoring Summary:

1st 09:18 SBU - Ousmane Camara safety, , SBU 2 - URI 0  
 04:52 SBU - Cal Daniels 7 yd pass from C. Bednarski (P. Popek kick), 8-65 4:20, SBU 9 - URI 0  
 2nd 13:01 SBU - P. Popek 38 yd field goal, 6-18 2:11, SBU 12 - URI 0  
 03:39 URI - McKeeman 3 yd pass from W. McKoy (Rohrwasser kick), 7-21 3:25, SBU 12 - URI 7  
 3rd 00:50 SBU - Kye Morgan 0 yd blocked punt return (P. Popek kick), , SBU 19 - URI 7

	SBU	URI
FIRST DOWNS.....	15	8
RUSHES-YARDS (NET).....	39-143	33-48
PASSING YDS (NET).....	117	87
Passes Att-Comp-Int.....	22-14-0	20-9-2
TOTAL OFFENSE PLAYS-YARDS.....	61-260	53-135
Fumble Returns-Yards.....	0-0	0-0
Punt Returns-Yards.....	1-21	1-0
Kickoff Returns-Yards.....	3-46	4-68
Interception Returns-Yards....	2-12	0-0
Punts (Number-Avg).....	8-29.4	8-32.5
Fumbles-Lost.....	3-1	2-1
Penalties-Yards.....	12-96	6-71
Possession Time.....	33:48	26:12
Third-Down Conversions.....	2 of 14	1 of 13
Fourth-Down Conversions.....	1 of 1	1 of 2
Red-Zone Scores-Chances.....	2-3	1-2
Sacks By: Number-Yards.....	6-37	1-8

RUSHING: Stony Brook - Donald Liotine 29-114; C. Bednarski 4-33; Travis Liburd 2-1; Joe Carbone 2-minus 2; TEAM 2-minus 3. Rhode Island - H. Cooper 19-64; Clarke 2-8; Sebastian 2-3; W. McKoy 10-minus 27.

PASSING: Stony Brook - C. Bednarski 14-22-0-117. Rhode Island - W. McKoy 9-20-2-87.

RECEIVING: Stony Brook - D. Washington 8-56; Ray Bolden 4-47; Donald Liotine 1-7; Cal Daniels 1-7. Rhode Island - McKeeman 4-16; H. Cooper 2-31; P. White 1-27; Beauvais 1-13; Denny 1-0.

INTERCEPTIONS: Stony Brook - Shayne Lawless 2-12. Rhode Island - None.

FUMBLES: Stony Brook - TEAM 2-1; Donald Liotine 1-0. Rhode Island - Caines 1-0; Clarke 1-1.

SACKS (UA-A): Stony Brook - Aaron Thompson 2-0; Victor Ochi 1-1; John Haggart 0-1; Ousmane Camara 1-0; Darin Peart 1-0. Rhode Island - Wienclaw 1-0.

TACKLES (UA-A): Stony Brook - Kye Morgan 4-1; Jaheem Woods 3-2; N. Cheeseboro 3-2; Darin Peart 4-0; Julian Quinton 3-1; Noah McGinty 1-3; Aaron Thompson 3-0; Shayne Lawless 3-0; Ousmane Camara 2-1; Josh Valentin 1-2; John Haggart 1-2; Dante Allen 2-0; T. Reid-Segure 2-0; Rahim Cassell 1-1; Victor Ochi 1-1; Kwabena Young 1-0; Chris Makulik 1-0. Rhode Island - Hogan 8-4; Wienclaw 8-2; Duncan 5-3; M. Holmes 4-1; St. Laurent 3-1; A. Evans 3-0; N. Jones 3-0; Simon 2-1; T. Wilson 2-1; Hill 2-0; Kh. Kennedy 0-2; Beauvais 1-0; McHugh 1-0; Crawley 1-0; N. Thomas 1-0; Caponegro 0-1; Delgado 0-1; Payne 0-1.

## GAME 11

### TOWSON 38, RHODE ISLAND 21

Nov. 21, 2015 - Unitas Stadium - Towson, Md.

Score by Quarters	1	2	3	4	Score
Rhode Island.....	7	14	0	0	21 Record: (1-10,1-7)
Towson.....	14	7	14	3	38 Record: (7-4,5-3)

#### Scoring Summary:

1st 06:02 URI - Denny 30 yd pass from W. McKoy (Rohrwasser kick), 3-35 1:22, URI 7 - TOWSON 0  
 04:18 TOWSON - Boyce, Grayson 1 yd run (Hurwitz, Sam kick), 4-75 1:44, URI 7 - TOWSON 7  
 00:49 TOWSON - Victor, Darius 5 yd run (Hurwitz, Sam kick), 3-52 1:05, URI 7 - TOWSON 14  
 2nd 13:57 URI - P. White 9 yd pass from W. McKoy (Rohrwasser kick), 5-60 1:48, URI 14 - TOWSON 14  
 08:23 URI - W. McKoy 1 yd run (Rohrwasser kick), 5-75 2:32, URI 21 - TOWSON 14  
 04:07 TOWSON - Victor, Darius 9 yd run (Hurwitz, Sam kick), 9-75 4:10, URI 21 - TOWSON 21  
 3rd 11:37 TOWSON - Holder, Emmanue 13 yd pass from Dahlgren, Heath (Hurwitz, Sam kick), 4-43 1:46, URI 21 - TOWSON 28  
 00:46 TOWSON - Dessenberg, And 4 yd pass from Dahlgren, Heath (Hurwitz, Sam kick), 17-78 9:06, URI 21 - TOWSON 35  
 4th 03:05 TOWSON - Hurwitz, Sam 46 yd field goal, 4--1 1:25, URI 21 - TOWSON 38

	URI	TOWSON
FIRST DOWNS.....	11	17
RUSHES-YARDS (NET).....	28-105	53-284
PASSING YDS (NET).....	207	106
Passes Att-Comp-Int.....	32-19-3	17-10-1
TOTAL OFFENSE PLAYS-YARDS.....	60-312	70-390
Fumble Returns-Yards.....	0-0	0-0
Punt Returns-Yards.....	2-0	1-2
Kickoff Returns-Yards.....	6-132	2-27
Interception Returns-Yards....	1-2	3-72
Punts (Number-Avg).....	5-37.4	7-37.0
Fumbles-Lost.....	1-0	3-0
Penalties-Yards.....	3-75	6-43
Possession Time.....	24:21	35:39
Third-Down Conversions.....	6 of 14	5 of 15
Fourth-Down Conversions.....	0 of 2	0 of 0
Red-Zone Scores-Chances.....	2-2	5-5
Sacks By: Number-Yards.....	0-0	2-10

RUSHING: Rhode Island - H. Cooper 9-40; Clarke 9-34; Denny 2-20; W. McKoy 6-11; TEAM 1-0; Sebastian 1-0. Towson - Victor, Darius 33-189; Dickerson, Marq 5-49; Boyce, Grayson 10-49; Dahlgren, Heath 3-7; Tighe, Dillon 1-minus 2; TEAM 1-minus 8.

PASSING: Rhode Island - W. McKoy 19-32-3-207. Towson - Dahlgren, Heath 10-17-1-106.

RECEIVING: Rhode Island - Denny 6-76; Clarke 6-8; H. Cooper 1-66; McKeeman 1-15; Caines 1-15; P. White 1-9; D. Stewart 1-7; Beauvais 1-7; Nastahowski 1-4. Towson - Dessenberg, And 3-48; Holder, Emmanue 3-30; Gallahan, Sam 3-19; Ponder, Willie 1-9.

INTERCEPTIONS: Rhode Island - Wienclaw 1-2. Towson - Kelly, Mike 2-48; Fenner, Monty 1-24.

FUMBLES: Rhode Island - W. McKoy 1-0. Towson - Lewis, Donnell 1-0; TEAM 1-0; Dahlgren, Heath 1-0.

SACKS (UA-A): Rhode Island - None. Towson - Coker, Tungie 1-0.

TACKLES (UA-A): Rhode Island - Hogan 5-7; Caponegro 2-10; T. Wilson 3-7; Ezirike 2-7; Wienclaw 0-7; Pantoja 2-4; M. Holmes 5-0; N. Jones 2-3; A. Evans 3-1; Simon 0-4; D. Holmes 1-2; Payne 1-2; Doutre 1-2; Crawley 2-0; Kh. Kennedy 1-1; Catalina 1-0; Peavey 1-0; P. White 1-0; Clarke 1-0; D. Stewart 0-1. Towson - Mynatt, Jordan 5-4; Handy, Eric 5-3; Kelly, Mike 4-3; Desir, Jon 2-4; Tedder, Chris 2-4; Wallace, Diondr 3-0; Tejada, Max 1-2; Williams, Domin 1-2; Pardner, Jahmah 1-1; Jeter, Troy 1-1; Fenner, Monty 1-1; Scott, James 1-1; DePaola, Vince 1-1; Releford, Eddie 0-2; Coker, Tungie 1-0; Johnson, Dreon 1-0; Cummings, D'Sea 0-1; Jones, Clifton 0-1; Harps-Upshur, Z 0-1; Hayes, Will 0-1; Lewis, Donnell 0-1.



# JIM FLEMING

## HEAD COACH - THIRD SEASON

Jim Fleming was named the 20th head coach in Rhode Island football history in December of 2013.

In his second season the Rams earned eight spots on the CAA Football All-Conference Team, the most for Rhode Island since 1995. Sophomore Harold Cooper was a first-team selection as a kick returner and a third-team pick at running back. He also was named to the 2015 Division I All-New England Football Team as a kick returner. Also earning CAA Football All-Conference honors were left tackle Tyler Catalina (second team), linebacker Adam Parker (second team), safety Tim Wienclaw (second team), defensive lineman Mike Ezirike (third team), tight end Charlie McKeeman (third team) and cornerback Myles Holmes (third team).

In Fleming's first season in Kingston, five players - linebacker Andrew Bose, fullback Justin Favreau, wide receiver Robbie Jackson, offensive tackle Tyler Catalina and kick returner Myles Holmes earned a spot on the CAA Football All-Conference Team. Bose was the first Rhody linebacker to earn first-team

honors in 16 seasons. He and freshman tight end Charlie McKeeman earned All-America honors from TonySoftli.com. Rhode Island also had 12 players earn a spot on the CAA Football Academic All-Conference Team.

Following the season, Bose signed as an undrafted free agent with the NFL's Baltimore Ravens, while running back Lyle McCombs signed with the Canadian Football League's Toronto Argonauts.

Fleming came to Rhode Island from the University of Central Florida, where he was the defensive coordinator for the No. 15 Knights. In 2013, Fleming helped UCF earn a spot in the Tostitos Fiesta Bowl.

The 2013 season marked the second straight year that Fleming has helped guide UCF to a bowl game. In 2012, the Knights had the top-ranked scoring and pass defense in Conference USA and were ranked 29th nationally in scoring defense en route to a spot in the Beef O'Brady Bowl, where they defeated Ball State, 38-17.



## THE FLEMING FILE

**Born:** September 23, 1959

**Alma Mater:** University of the South, Sewanee '82

**Degree:** B.A. English

**Family:** Wife, Leslie

**Sons:** Jimmy and Will; **Daughters:** Kate and Meg

### Coaching History:

**2014-present**.....Rhode Island  
Head Coach

**2011-13** ..... UCF  
Defensive Coordinator

**2010** ..... Kent State  
Linebackers

**2004-09** ..... Akron  
Defensive Coordinator/Secondary

**2002-03** ..... North Carolina  
Defensive Backs

**2000-01** ..... Sacred Heart  
Head Coach

**1998-99** ..... Villanova  
Defensive Coordinator/Defensive Backs

**1995-97** ..... East Carolina  
Secondary/Special Teams

**1994** ..... East Carolina  
Outside Linebackers/Special Teams

**1993** ..... Brown  
Defensive Coordinator

**1989-92** ..... Boise State  
Defensive Coordinator/Secondary

**1989** ..... Boise State  
Secondary

**1987-88** ..... Boise State  
Wide Receivers/Tight Ends

**1985-86** ..... South Carolina  
Receivers/Graduate Assistant

### Fleming's Year-by-Year Head

#### Coaching Record

Year	Institution	Record
2000	Sacred Heart	10-1
2001	Sacred Heart	11-0
2014	Rhode Island	1-11
2015	Rhode Island	1-10
	<b>Overall</b>	<b>23-22</b>

### Fleming - By The Numbers

30 - Seasons in NCAA Division I Football

13 - Years as a Defensive Coordinator

9 - Conferences Coached In

4 - Bowl Game Appearances

2 - NEC Coach of the Year Awards

1 - National Championship

In two seasons as head coach Sacred Heart, he was a two-time Northeast Conference Coach of the Year while posting a 21-1 record. His team won the 2001 Mid Major I-AA National Championship to cap off a perfect 11-0 season. In his first year with the Pioneers, Fleming orchestrated the nation's best turnaround. Inheriting a team that had gone 2-9 the previous season, Fleming led Sacred Heart to a 10-1 mark in 2000, ending the season ranked No. 5 in the nation.

A veteran of 30 seasons of college football, Fleming has coached for teams in CAA Football, the AAC, the ACC, Conference USA, the MAC, the former Atlantic 10 (now CAA Football), the NEC, the Ivy League and the Big Sky Conference.

Fleming's 2012 defense included safety Kemal Ishmael, the Conference USA Defensive Player of the Year and seventh-round draft pick for the Atlanta Falcons. Defensive end Troy Davis was an All-C-USA First Team pick, cornerback A.J. Bouye was a second team pick and lineman Deion Green was on the all-freshman team. Bouye, Davis, Cam Henderson and Ray Shipman all signed rookie free-agent deals.

At Kent State in 2010, Fleming coached the linebackers for the Mid-American Conference's top-ranked defense. The Golden Flashes led the conference in sacks and tackles for loss, and Fleming's linebackers were a major reason. Middle linebacker Cobrani Mixon earned a spot on the All-MAC First Team by collecting 11.5 tackles for loss, 6.5 sacks, one interception, two forced fumbles and 82 overall tackles, while All-MAC Third Team selection Dorian Wood led the Golden Flashes with 96 tackles (11.5 for loss). Luke Batton delivered 68 tackles at the other outside linebacker position.

Fleming spent six seasons at Akron (2004-09) as the defensive coordinator and secondary coach. He helped the Zips win their first MAC Championship and qualify for the Motor City Bowl in 2005. Under Fleming, the defense produced four All-MAC honorees, including the league's second-leading tackler in freshman Brian Wagner and the program's second-ever three-time All-MAC selection in Almondo Sewell. Fleming's defenses at Akron consistently performed among the nation's best, ranking 32nd in total defense in 2005, and 31st in passing defense in 2009.

Prior to Akron, Fleming spent two years (2002-03) as the defensive backs coach at North Carolina. That stint came after his remarkable two-year run as the head coach of Sacred Heart. During their championship run, the Pioneers ranked second in the nation in scoring, pass efficiency and turnover margin, fourth in total defense and seventh in scoring defense and passing yards allowed. Fleming was named the Northeast Conference Coach of the Year in both 2000 and 2001.

A native of New York, N.Y., Fleming also spent two years as defensive coordinator/defensive backs coach at Villanova (1998-99) and four years (1994-97) coaching linebackers (1994) and defensive backs (1995-97) at East Carolina. His 1997 squad ranked second in Conference USA in pass defense, while in 1995, the Pirates finished 9-3 and earned a berth in the Liberty Bowl where they defeated Stanford, 19-13. That season, the ECU defense ranked seventh nationally in pass efficiency defense, producing 33 takeaways and 19 interceptions.

Fleming spent 1993 as the defensive coordinator at Brown, where the Bears went from 0-10 and last place in the Ivy League, to 4-6 and a tie for fourth place in the conference. From 1987-92, he was at Boise State, including the final three seasons as defensive coordinator. His 1991 Broncos' defense led the nation in rushing defense, was third in turnover margin and led the Big Sky Conference in every statistical category. In 1990, BSU finished 10-4 and advanced to the semifinals of the Division I-AA playoffs, leading the conference in scoring defense.

Fleming is a 1982 graduate of the University of the South with a degree in English. While there, he was a four-year starter in football and baseball, earning all-conference honors as a tight end in 1981. Fleming began his coaching career as a graduate assistant at South Carolina in 1985.

He and his wife, Leslie, have four children: Jimmy, Will, Kate and Meg. Will played tight end/fullback for Akron from 2009-12 and is now on the Rhode Island staff.

# COACHING STAFF



**ARI CONFESOR**

Wide Receivers  
7th Season



Ari Confesor is entering his seventh season overall in at Rhode Island.

The lone staff member to be retained when Jim Fleming became Rhode Island's head coach, Confesor returned to coaching the wide receivers, a position he held with the Rams from 2010-12. Wideouts Phadrae White, Robbie Jackson and Ross Kim represented three of Rhody's top four passing targets in 2014, as the trio combined for 87 receptions. Confesor also played a key role in coordinating pro scouting visits that helped lead to linebacker Andrew Bose signing with the Baltimore Ravens as an undrafted rookie free agent in May of 2015.

In 2013, Confesor coached the Rhode Island linebackers, including CAA Football All-Conference Second-Team selection Andrew Bose, who led the team in tackles despite essentially missing four games. Confesor also coached Rhode Island's return specialists, helping Mackenzie Elliott earn first-team all-conference honors, while Robbie Jackson earned second-team punt returner accolades. Confesor spent 2012 in the scouting department with the NFL's Kansas City Chiefs, where he focused on both pro and college personnel. Confesor also worked on weekly opponent scouting advances for the Chiefs.

From 2010-12, Confesor was Rhode Island's wide receivers coach. In 2011, the receivers accounted for 82 percent of the Rams' receiving yardage. The group included senior Anthony Baskerville and junior Brandon Johnson-Farrell, who combined for 90 catches, 1,298 receiving yards and 10 touchdown receptions. Baskerville earned Division I FCS All-New England Football Team honors from the New England Football Writers Association, and also was named to the All-CAA second team. He led the league in yards per reception (15.9).

In 2010, Confesor oversaw a group that combined for 194 receptions, 1,876 yards receiving and nine touchdowns. Under his watch, Baskerville earned All-CAA Third Team honors. In 2010, Baskerville posted team highs among receivers with 48 receptions, 500 yards receiving and three touchdowns. Baskerville's all-league selection came after a two-year stretch at Dean College where he played quarterback. During his first season with the Rams in 2009, Confesor served as the assistant secondary coach where he helped direct a secondary unit that produced 11 interceptions.

A Rhode Island native, Confesor earned his degree in political science from the College of the Holy Cross in 2004.



**JOE CONIGLIO**

Defensive Line/Recruiting Coordinator  
3rd Season



Joe Coniglio joined the Rhode Island staff in January 2013 as the defensive line coach. Following the 2015 season, he was named the team's recruiting coordinator.

In 2016, Coniglio coached redshirt sophomore Mike Ezirike to CAA Football Third Team All-Conference honors. In his first season, Coniglio helped fifth-year senior Mike Rinaldi to his best season. Rinaldi started all 12 games at defensive tackle and was one of the CAA Football's finalists for the Chuck Boone Leadership Award.

Coniglio came Rhode Island from Northern Michigan, where he spent the 2012 and 2013 seasons as the defensive line coach and run game coordinator. He worked closely with the defensive coordinator to develop the team's defensive schemes and defensive run game strategies.

In 2013, Northern Michigan held seven of its 10 opponents below their average yards per rush. After taking over a young defensive front that produced seven sacks in 2012, Coniglio's defense improved to 19 sacks in 2013. Among his players at Northern Michigan was 2012 First-Team All-Great Lakes Intercollegiate Athletic Conference pick Zach Anderson, who plays for Winnipeg in the Canadian Football League.

Coniglio is very familiar with Rhode Island head coach Jim Fleming, as they spent time together at Kent State. Coniglio was the team's defensive graduate assistant and video coordinator in 2010, when Fleming coached the linebackers. Coniglio spent three seasons (2009-11) as a graduate assistant at Kent State, coaching on the defensive side of the ball in 2011. He was a defensive quality control coach and video coordinator in 2010 and a student defensive assistant in 2009.

While at Kent State, Coniglio helped develop First-Team All-Mid-American Conference selection Roosevelt Nix, as well as NFL signees Monte' Simmons and Ishma'ily Kitchen. In 2011, Kent State's defense led the conference in total defense, tackles for loss and turnovers gained. The Golden Flashes ranked in the top 21 nationally in all three categories that season.

As a player at Miami (Ohio) University, Coniglio was a standout defensive end, tallying 19.5 sacks and 31.5 tackles for loss in his career (2005-08). He earned third-team All-Mid American Conference accolades his final two seasons


Coniglio graduated from Miami in 2009 with a bachelor's degree in sport studies, and earned a master's degree in sports management from Kent State.

# COACHING STAFF



**MARK CRINER**

**Linebackers  
1st Season**



A 25-year coaching veteran, Mark Criner joined the Rhode Island staff in March of 2016. He came to URI from Lamar, where he spent two seasons as the linebackers coach. His defense ranked sixth in nation in fumble recoveries, second in the Southland Conference in passing defense and third in the league in total defense, red zone defense, sacks and third-down defense. In 2014, he helped the Cardinals win eight games for the first time since 1974.

Before his two years at Lamar, Criner coached the linebackers at Eastern Michigan. There he produced some of the league's top linebacking talent, including 2014 all-conference honoree, Ronnie Jones.

He spent six seasons at Idaho, serving as the assistant head coach and defensive coordinator, helping build one of the top defenses in the Western Athletic Conference. In 2010, the Vandals were one of the most improved defenses in the nation in terms of scoring defense and pass efficiency defense. Idaho improved by more than 40 spots in the national rankings in both categories. In 2011, the Vandals made a similar jump in the national rankings in rush defense. All of this coming on the heels of a 2009 season that saw Idaho post an 8-5 overall record and a victory in the Humanitarian Bowl.

He spent 2006 at Minnesota as the linebackers coach and co-special teams coordinator, helping the team reach the Insight.com Bowl against Texas Tech. Criner coached the Minnesota linebackers during an 11-2 campaign that saw them finish 7-1 in Big Ten play.

Criner was the defensive coordinator and secondary coach for two seasons at Middle Tennessee. He took the job with the Blue Raiders following two years at Cincinnati, where he was a co-defensive coordinator and linebackers coach. During his two seasons with the Bearcats, Criner helped build one of the nation's top defenses. The Bearcats finished 2002 ranked in the top 25 in total defense and pass efficiency defense. Cincinnati ended the year with a 6-2 Big East record, and advanced to the New Orleans Bowl.

Criner left the college game for one season to serve as the defensive coordinator for the Las Vegas Outlaws of the XFL. The team led the league in scoring, rush and total defense, while finishing second in fumbles recovered and third-down defense. Before his year in the XFL, Criner spent eight seasons in as the defensive coordinator, linebackers coach and special teams coordinator for Portland State. During his time there, the Vikings made a successful jump from the NCAA Division II level up to NCAA I-AA (now FCS) after making the Division II playoffs ever year from 1993-95.

As a player, Criner was a four-year letter winner at Boise State, where he played for Rhode Island head coach Jim Fleming. He received his bachelor's degree from BSU in 1990. Criner and his wife, Angie, have four children - Madison, Calin and twins Jackson and Brooklyn.



**WILL FLEMING**

**Quarterbacks  
3rd Season**



Will Fleming joined the Rhode Island staff at the tight ends coach in January 2013. In 2016, he will coach the team's quarterbacks.

In 2016, redshirt sophomore Charlie McKeeman earned CAA Football Third Team All-Conference honors. In Fleming's first season with the Rams, he coached senior fullback Justin Favreau to CAA Football Third-Team All-Conference honors, while McKeeman was named as a Freshman All-American by TonySoftli.com. McKeeman was the only player to catch at least one pass in every game for Rhode Island in 2014.

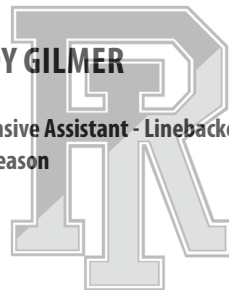
Fleming spent the 2013 season as a student assistant coach with Towson, helping the Tigers make a run to the FCS national championship game. A scholarship player at Akron for from 2009-12, Fleming transferred to Towson for his final season. When an injury ended his career, he stayed on with the Tigers as a student assistant, helping the team go 10-2 in the regular season before winning three straight FCS playoff games. The Tigers fell to North Dakota State in their bid for the first national championship in program history.

Fleming arrived at Akron as a linebacker, playing 11 games with one start at a true freshman. After sitting out a redshirt season as a sophomore, he made the switch to tight end and played 20 games over the next two seasons.



**TROY GILMER**

**Defensive Assistant - Linebackers  
3rd Season**



Troy Gilmer joined Rhode Island's staff in January 2014 as a defensive assistant.

Gilmer came to Rhode Island from Akron, where he was a graduate assistant coach in 2013. While on the Zips staff, Gilmer also spent time as a volunteer assistant director of football operations.

A linebacker for Akron from 2008 through 2012, Gilmer averaged 6.2 tackles per game as a senior. He finished second on the team with 74 tackles, including four tackles for loss. During his junior season, Gilmer was an honorable mention Academic All-Mid-American Conference selection after averaging 7.9 tackles per game and finishing second on the team with 71 tackles.


Gilmer earned his bachelor's degree in sports studies/coaching from Akron in 2012. In 2013, he earned a master's degree in sports science/coaching.

# COACHING STAFF



**KEEGAN KENNEDY**

**Offensive Line  
1st Season**



Keegan Kennedy joined the coaching staff in February of 2016 as the offensive line coach.

Kennedy came to Rhode Island from Central Florida, where he coached for the last four seasons. In 2015, he was UCF's special teams coordinator as well as the tight ends and H-backs coach. In 2014, he was the director of player personnel for the Knights, leading the recruiting department in 2014 and helping UCF sign its 2015 recruiting class.

Kennedy and Rhode Island head coach Jim Fleming worked together at UCF during the 2012 and 2013 seasons while Fleming was UCF's defensive coordinator and Kennedy was a graduate assistant. During Kennedy's four seasons, UCF played in three bowl games and won back-to-back American Athletic Conference titles from 2013-14. UCF went 9-4 in 2014 and reached the Bitcoin St. Petersburg Bowl. In 2013, he helped the team go 12-1, including a victory in the Tostidos Fiesta Bowl and a No. 10 ranking in the final Associated Press poll. In Kennedy's first year, UCF posted a 10-4 record, won the Conference East Division crown and captured the Beef 'O' Brady's Bowl trophy.

Before joining UCF, Kennedy was the tight ends coach and also worked with the offensive linemen at John Carroll University in 2011. He also served as the program's assistant strength and conditioning coach.

A four-year letterman as a player at Northwestern, Kennedy was an All-Big Ten offensive lineman as a senior. A four-time Academic All-Conference selection, Kennedy also received the team's Randy Walker Wildcat Warrior Award as one of the two toughest players on the team in his final season. Kennedy also was a National Football Foundation Hampshire Honor Society honoree.

Kennedy his bachelor's degree in communications with a minor in religion from Northwestern in 2009. He then earned his master's degree in sports administration at NU in 2011.



**JIM MICELI**

**Running Backs  
3rd Season**



Jim Miceli joined the Rhode Island staff in January of 2014. After working with the Rhode Island quarterbacks and serving as the team's recruiting coordinator in his first two seasons, Miceli will coach the running backs in 2016.

With 33 seasons in college coaching, Miceli has the most experience of the coaches on the Rhode Island staff. A familiar name in the state of Rhode Island, Miceli was the first head coach in program history at Bryant. In his first season there, the Bulldogs posted a winning season and played for the league championship.

In 2013, Miceli was the co-offensive coordinator and quarterbacks coach at the Gilman School in Baltimore, where the offense averaged 28.6 points per game. While coaching, he also oversaw the launch of SigningDay.com, a recruiting site that counts the NFL Players Association and the National Football Academies among its official partners. Miceli was the Northeast Analyst for the site, completing in-person and film evaluation for players in the region.

Miceli coached at Akron, where he was the assistant head coach and recruiting coordinator while also coaching the running backs and kickers from 2010-12.

A veteran of six college bowl games, Miceli has seen 24 of his former players go on to the NFL, including Pro Football Hall of Famers Russ Grimm and Dan Marino. Among the others he coached are All-Pro/Pro Bowl players Ruben Brown, Curtis Martin, Jermaine Lewis, Chris Coleman, Bill Fralic, Bill Maas and Jim Covert. Mark May went on to be elected to the College Football Hall of Fame.

Miceli's other college coaching stops include Georgetown, Fordham, Maryland, Pittsburgh and Ramapo College. While at Maryland, he was named one of the top 10 recruiting coordinators in the country.

A 1979 graduate of Southern Connecticut State, Miceli earned his bachelor's degree in physical education, recreation and general science.

# COACHING STAFF



**PETE REKSTIS**

**Defensive Coordinator/Defensive Backs  
3rd Season**



Pete Rekstis enters his third season at Rhode Island after joining the staff as the defensive coordinator and secondary coach in July of 2014.

In 2015, Rekstis oversaw four CAA Football All-Conference players. Senior captain Tim Wienclaw and junior Adam Parker were second-team selections at safety and linebacker, respectively. Senior corner Myles Holmes and sophomore defensive lineman Mike Ezirike earned third-team honors. Wienclaw finished his career sixth in program history with 305 career tackles and left as Rhode Island's all-time leader in forced fumbles with eight.

In his first season, Rekstis coached Wienclaw, who was second in the nation in with four fumble recoveries and led all league players with 0.36 recoveries per game. He also led all CAA defensive backs with 8.7 tackles per game. Linebacker Andrew Bose excelled in Rekstis' scheme, leading the conference with 125 tackles en route to CAA Football First-Team All-Conference honors. Bose went on to sign as an undrafted rookie free agent with the Baltimore Ravens.

A veteran of 21 seasons at the collegiate level, Rekstis and URI Head Coach Jim Fleming were together at Kent State in 2010, when Rekstis was the defensive coordinator and secondary coach, and Fleming coached the linebackers. Their defense ranked No. 2 nationally in tackles for loss (8.3/game), No. 5 in rushing defense (97.2 yards/game), No. 11 in sacks (2.9/game) and No. 13 in total defense (306.7/game). It also set a single-season school record with 35 sacks.

A college defensive coordinator for 20 of his 22 seasons, Rekstis got his start at the U.S. Coast Guard Academy (1994-96). In 2011, Retskis was the defensive coordinator and secondary coach at Miami University after holding the same positions at Kent State from 2004-10. At Kent State, he mentored four defensive backs who reached the NFL – Usama Young (New Orleans, 3rd round, 2007) and Jack Williams (Denver, 4th round, 2008) were drafted, while Abe Elam (Cleveland) and Daniel Muir (Indianapolis) were signed as free agents.

Rekstis served as the secondary coach for his alma mater Youngstown State from 1999-2003 and as the Penguins' defensive coordinator from 2001-03. His first season back, Youngstown State posted a 12-3 record and advanced to the Division I-AA championship game. Rekstis spent two seasons as the defensive coordinator and secondary coach at Autsin Peay (1997-98) and three seasons as the defensive coordinator for the U.S. Coast Guard Academy (1994-96).

A Cleveland native, Retskis earned a degree in history from Youngstown State in 1991 following a four-year career as a starting safety and team captain. He played for Jim Tressel and helped the Penguins to a record of 32-16.

Rekstis and his wife Gina have been married for 17 years. They have three daughters - Sara, Jessica and Natalie - and one son, Trey.



**DIAMOND WEAVER**

**Cornerbacks  
3rd Season**



Diamond Weaver joined the Rhode Island staff in February 2014. This season he will switch sides of the ball and coach the cornerback.

Weaver was selected to participate in the NFL's Bill Walsh Minority Coaching Fellowship with the Pittsburgh Steelers this summer. He spent several weeks working closely with secondary coach Carnell Lake during training camp.

In 2015, Weaver coached sophomore Harold Cooper to CAA Football All-Conference honors as both a running back (third team) and a kick returner (first team). Cooper finished the season with an average of 157.9 all-purpose yards per game, which ranked 10th in the nation. Cooper led the team in rushing yards (746), touchdowns (6), receptions (29) and all-purpose yards (1,582). He accounted for 72 percent of Rhody's total rushing yards and 42 percent of the team's total yardage for the season.

In his first season, Weaver coached fifth-year senior Lyle McCombs, who rushed for 663 yards and five touchdowns in just six games. McCombs - who missed six games with injury - rushed for 202 yards at Stony Brook, becoming just the third player in program history to top 200 yards in a single game. McCombs signed with the Toronto Argonauts (CFL) as a free agent.

Weaver came to Rhode Island from Rochester Community and Technical College, where he coached the defensive backs and kick returners. He helped the Yellowjackets go 10-2 in 2013 en route to the Minnesota College Athletic Conference State Championship with a victory over Central Lakes College. Weaver's secondary intercepted five passes in the title game, which helped RCTC earn a spot in the Graphic Edge Bowl against Iowa Central.

Weaver began his collegiate playing career at Santa Rosa Junior College, where he was an all-conference defensive back. He was named the school's student-athlete of the year and earned an associate's degree in social science.

He transferred to Akron, where he earned his bachelor's degree in communications in 2011. Weaver played professionally in the NFL, Canadian Football League, the Arena Football League and the Indoor Football League before joining the coaching ranks.

# SUPPORT STAFF



**RICHARD JOHNSON**

**Strength and Conditioning**  
6th Season



Richard Johnson enters his sixth year at Rhode Island in 2016-17. He came to URI from Maine, where he served as assistant strength & conditioning coach. In that role, he designed and implemented programs baseball, softball, women's soccer, and track & field teams, while also working with the football and basketball teams.

Prior to his time with the Black Bears, Johnson served on the strength and conditioning staffs at Auburn (2010), Georgia Tech (2008-09) and Georgia State (2007-08). He also spent two seasons as a graduate assistant strength and conditioning coach at Springfield College, where he pursued a master's degree in exercise science and sports studies after earning his bachelor's degree in exercise science from Norfolk State in 1999.

Johnson, who holds certifications from the National Strength and Conditioning Association (NSCA) and USA Weightlifting (USAW), is a member of the Collegiate Strength and Conditioning Coaches Association (CSCCA).



**MIKE FLANAGAN**

**Director of Operations/  
Assistant Recruiting Coordinator**  
2nd Season



Mike Flanagan joined Rhode Island as a defensive quality control coach in the spring of 2015, working closely with the defensive backs. In 2016, he was promoted to director of operations and assistant recruiting coordinator.

Flanagan coached the running backs and defensive backs at Bishop Hendricken High School in 2014, helping lead the Hawks to a fifth consecutive state championship. Bishop Hendricken rushed for 2,546 yards and 34 touchdowns, averaging 195.8 rushing yards per game.

After his career as a running back and kick returner at St. Anselm (2010-14), Flanagan spent the spring of 2014 as a student assistant coach at his alma mater, He worked with the team's tight ends and running backs.

Flanagan was a 2009 First Team All-State running back at Bishop Hendricken, . He earned a bachelor's degree in communications from St. Anselm in 2014.



**DONNIE SMITH**

**Director of Player Development**  
3rd Season



Donnie Smith joined the Rhode Island coaching staff before the 2014 season. He previously worked with head coach Jim Fleming for nine seasons at Akron.

From 2003-10, Smith was an assistant coach at Akron, spending time as an assistant with both the defensive line and special teams. He was part of the staff that coached the Zips to a Mid-American Conference championship in 2005.

Smith spent two years with the NE Ohio Summit County Conference All-State Game (2012-13) as a head coach and special teams coordinator. Through the position, he was a liaison for college recruiters, helping several players reach the BCS level. From 2011-12, Smith was the special teams coordinator and defensive backs coach for Archbishop Hoban High School in Akron, Ohio. He also spent time with the San Francisco 49ers as an intern.

A former U.S. Marine, Smith was a team captain for the U.S. Marine Corps, 1st Marine Division football team. He competed as a member of the U.S. National Kayak Team and was part of a world championship Outrigger Canoe Team.

Smith earned a bachelor of arts degree in history in 2007. He is a member of the National Society of Collegiate Scholars.



**SAM SPIEGLEMAN**

**Video Coordinator**  
3rd Season



Sam Spiegelman is entering his third season with the Rhode Island football team in 2016. After joining the Rams as an assistant director of operations in 2014, he was named the team's video coordinator before the 2015 season.

Before URI, Spiegelman worked in game-day event operations with the New York Liberty and Iona College basketball. He spent six months as a production inpointer for CBS Sports for college basketball, college football and NFL events. He also interned in various roles with the New York Yankees, New York Knicks and the NBA.

Spiegelman earned a degree in Sports Media from Ithaca in May of 2012.

# INDIVIDUAL RECORDS (AS OF 11/21/2015)

## SCORING

### POINTS SCORED

NAME		TOTAL	OPPONENT, DATE
1.	Ed DiSimone	30	vs. Massachusetts, 10/16/54
2.	Brian Forster	24	vs. Connecticut, 11/16/85
	Dameon Reilly	24	vs. Connecticut, 11/16/85
	Dameon Reilly	24	vs. Lafayette, 10/26/85
	Tony DiMaggio	24	vs. Akron, 11/30/85
	James Jenkins	24	vs. Hofstra, 10/17/98
	David Jamison	24	vs. Richmond, 10/9/99
	Jayson Davis	24	vs. Fordham, 9/4/04
9.	Dameon Reilly	18	vs. Connecticut, 11/17/84
	Dave Morrill	18	vs. Howard, 9/14/85
	Dameon Reilly	18	vs. Lehigh, 10/12/85
	James Jenkins	18	vs. American Int'l, 8/31/96
	Luther Green	18	vs. Hofstra, 9/8/01
	David Jamison	18	vs. Brown, 9/29/01
	Vince Nedimyer	18	vs. Hampton, 10/6/01
	Jayson Davis	18	vs. Brown, 10/5/02
	Jayson Davis	18	vs. Central Conn., 9/11/04
	Jerrell Jones	18	vs. Hofstra, 9/25/04
	D.J. Porter	18	vs. Towson, 10/9/04
	Jayson Davis	18	vs. William & Mary, 9/17/05
	Jayson Davis	18	vs. Villanova, 10/22/05
	Derek Cassidy	18	vs. James Madison, 10/7/06
	Jimmy Hughes	18	vs. New Hampshire, 10/27/07
	Shawn Leonard	18	vs. New Hampshire, 11/7/09
	Shawn Leonard	18	vs. Northeastern, 11/21/09
	Steve Probst	18	vs. Brown, 10/2/10

### POINTS SCORED

NAME		PTS	YEAR
1.	Dameon Reilly	102	1985
2.	Dameon Reilly	84	1984
3.	Brian Forster	72	1984
	Brian Forster	72	1985
	Pat Abbruzzi	72	1954
6.	Skip Thomas	69	1993
7.	Jayson Davis	68	2004
8.	Jayson Davis	68	2005
9.	Michael Griffin	67	1985
10.	James Jenkins	66	1996
	James Jenkins	66	1998
	Jason Davis	66	2002
	Derek Cassidy	66	2006
	Shawn Leonard	66	2009

### POINTS SCORED

NAME		TOTAL	YEARS
1.	Jayson Davis	256	2002-05
2.	Dameon Reilly	228	1983-85
3.	Matt Walker	208	1995-98
4.	Louis Feinstein	202	2008-11
5.	Brian Forster	192	1983-85
6.	James Jenkins	168	1996-98
7.	Chris Cassara	153	1988-91
8.	Pat Abbruzzi	150	1951-54
9.	David Jamison	140	1998-01
10.	Shawn Leonard	126	2006-09

### TOUCHDOWNS RUSHING

NAME		TOTAL	OPPONENT, DATE
1.	Ed DiSimone	5	vs. Massachusetts, 10/16/54
2.	James Jenkins	4	vs. Brown, 10/3/98
	James Jenkins	4	vs. Hofstra, 10/17/98
	Jayson Davis	4	vs. Fordham, 9/4/04
3.	17 Times	3	last - Jimmy Hughes vs. New Hampshire, 10/27/07

### TOUCHDOWNS RUSHING

NAME		TOTAL	YEAR
1.	Pat Abbruzzi	12	1954
2.	James Jenkins	11	1996
	James Jenkins	11	1998
	Jayson Davis	11	2002
	Jayson Davis	11	2004
	Jayson Davis	11	2005
	Derek Cassidy	11	2006
8.	John Newson	10	1990
	David Jamison	10	2001
10.	Duke Abbruzzi	9	1993
	Jayson Davis	9	2003

### TOUCHDOWNS RUSHING

NAME		TOTAL	YEARS
1.	Jayson Davis	42	2002-05
2.	James Jenkins	27	1996-98
3.	Pat Abbruzzi	25	1951-54
4.	David Jamison	23	1998-01
5.	Derek Cassidy	20	2005-08
6.	John Newson	17	1988-91
	James Jenkins	17	1996-97
8.	Jerrell Jones	16	2003-07
	Joe Casey	16	2005-09
9.	Leroy Shaw	15	1977-80
10.	David Jamison	13	1999-2000

### TOUCHDOWNS RECEIVING

NAME		TOTAL	OPPONENT, DATE
1.	Dameon Reilly	4	vs. Connecticut, 11/16/85
	Brian Forster	4	vs. Connecticut, 11/16/85
	Dameon Reilly	4	vs. Lafayette, 10/26/85
	Tony DiMaggio	4	vs. Akron, 11/30/85
5.	Dameon Reilly	3	vs. Lehigh, 10/12/85
	Bobby Forster	3	vs. Delaware, 9/12/87
	Bobby Appar	3	vs. Maine, 9/10/94
	Dameon Reilly	3	vs. Connecticut, 11/17/84
	Grant Denniston	3	vs. Vermont, 10/17/70
	Frank Geiselman	3	vs. Brown, 9/24/66
	Shawn Leonard	3	vs. New Hampshire, 11/7/09
	Shawn Leonard	3	vs. Northeastern, 11/21/09

### TOUCHDOWNS RECEIVING

NAME		TOTAL	YEAR
1.	Dameon Reilly	17	1985
2.	Dameon Reilly	14	1984
3.	Brian Forster	12	1984
	Brian Forster	12	1985
	Bobby Appar	12	1994
6.	Shawn Leonard	11	2009
7.	Tony DiMaggio	9	1985
8.	Bobby Appar	7	1993
	Bobby Appar	7	1995
	Dameon Reilly	7	1983
	Bob Donfield	7	1984

### TOUCHDOWNS RECEIVING

NAME		TOTAL	YEARS
1.	Dameon Reilly	38	1983-85
2.	Brian Forster	32	1983-85; 1987
3.	Bobby Appar	26	1993-95
4.	Shawn Leonard	21	2006-09
5.	Tony DiMaggio	15	1982-85
	Darren Rizzi	15	1989-92
7.	Frank Geiselman	14	1965-67
	Cy Butler	14	1993-96
9.	Bob Donfield	13	1983-87
10.	T.J. DeSanto	11	1980-82
	Brandon Johnson-Farrell	11	2008-12

### POINTS BY KICKING

NAME		TOTAL	OPPONENT, DATE
1.	Louis Feinstein	13	vs. New Hampshire, 9/13/2008
2.	Chris Cassara	12	vs. Northeastern, 11/5/1988
	Skip Thomas	12	vs. Brown, 10/2/1993
	Colin Gallagher	12	vs. Villanova, 10/22/2005
	Louis Feinstein	12	vs. Towson, 10/30/2010
	Louis Feinstein	12	vs. Delaware, 10/22/2011
	<b>Dylan Smith</b>	<b>12</b>	<b>vs. Richmond, 10/19/2013</b>
5.	Ralph Guerriero	11	vs. So. Connecticut, 10/23/1982
	Skip Thomas	11	vs. Maine, 10/16/1993
	Louis Feinstein	11	vs. Fordham, 9/5/1909
	Louis Feinstein	11	vs. Massachusetts, 11/20/2010

### POINTS BY KICKING

NAME		TOTAL	YEAR
1.	Skip Thomas	69	1993
2.	Michael Griffin	67	1985
3.	Colin Gallagher	65	2005
4.	Matt Walker	63	1998
5.	Ralph Guerriero	60	1982
6.	Matt Walker	59	1995
7.	Louis Feinstein	56	2008
8.	Louis Feinstein	53	2010
9.	Matt Walker	52	1996
10.	Shane Laisle	52	2002

### POINTS BY KICKING

NAME		TOTAL	YEARS
1.	Matt Walker	208	1995-98
2.	Louis Feinstein	202	2008-11
3.	Shane Laisle	165	2000-03
4.	Chris Cassara	144	1988-91
5.	Michael Griffin	111	1984-86
	Colin Gallagher	111	2004-06
7.	Skip Thomas	109	1993-94
8.	Ralph Guerriero	104	1979-82
9.	<b>Dylan Smith</b>	<b>81</b>	<b>2012-present</b>
10.	Rick Viall	77	1977-78

## RUSHING

### LONGEST RUSH

NAME		YDS	OPPONENT, DATE
1.	Pat Abbruzzi	99	vs. New Hampshire, 10/4/52
2.	Danny Weed	95	vs. Northeastern, 9/22/74
	Wendall Williams	95	vs. Villanova, 10/11/03
4.	Donald Brown	89	vs. New Hampshire, 10/4/58
	John Newson	89	vs. Richmond, 10/14/91
6.	Shundell Hicks	87	vs. Northeastern, 11/17/92
7.	James Jenkins	86	vs. Hofstra, 10/17/98
8.	Jerrell Jones	84	vs. James Madison, 10/13/07
9.	Derek Cassidy	80	vs. Merrimack, 9/9/06
10.	Rich Remondino	74	vs. Boston Univ., 10/26/74

### RUSHES

NAME		TOTAL	OPPONENT, DATE
1.	Frantz Jourdain	46	vs. Maine, 10/16/93
2.	David Jamison	45	vs. New Hampshire, 10/20/01
3.	Joe Casey	41	vs. Villanova, 10/22/05
4.	Cy Butler	37	vs. Brown, 10/2/93
5.	David Jamison	36	vs. Northeastern, 10/21/00
6.	John Newson	35	vs. Brown, 9/22/90
	Rick Kelly	35	vs. Massachusetts, 10/6/84
8.	Jon Rodgers	33	vs. Connecticut, 11/14/81
	Cal Whitfield	33	vs. Springfield, 11/20/82
	Shyron Sanford	33	vs. James Madison, 11/15/97
	David Jamison	33	vs. Delaware, 8/30/01
	David Jamison	33	vs. William & Mary, 10/13/01
	Jason Ham	33	vs. Hofstra, 11/15/03

### RUSHES

NAME		TOTAL	YEAR
1.	Davis Jamison	307	2001
2.	Cal Whitfield	283	1982
	James Jenkins	256	1997
	James Jenkins	254	1998
5.	Joe Casey	235	2005
	Jason Ham	233	2003
7.	David Jamison	227	2000
8.	Jason Ham	218	2004
9.	Rich Kelly	217	1984
10.	Jayson Davis	216	2002

### RUSHES

NAME		TOTAL	YEARS
1.	James Jenkins	765	1996-98
2.	David Jamison	703	1998-01
3.	Leroy Shaw	699	1977-80
4.	Joe Casey	592	2005-09
5.	Jason Ham	573	2001-04
6.	Pat Abbruzzi	562	1951-54
7.	Chris Poirier	532	1986-89
8.	Jayson Davis	517	2002-04
9.	Jon Rodgers	424	1977; 1979-80
10.	John Newson	398	1988-91

### RUSHING YARDS

NAME		YDS	OPPONENT, DATE
1.	Pat Abbruzzi	306	vs. New Hampshire, 10/4/1952
2.	David Jamison	260	vs. New Hampshire, 10/20/2001
3.	Pat Abbruzzi	206	vs. Connecticut, 11/13/1954
4.	Lyle McCombs	202	at Stony Brook, 11/15/2014
5.	Jon Rodgers	197	vs. Connecticut, 11/14/1981
	David Jamison	197	vs. Brown, 9/29/2001
7.	Jayson Davis	194	vs. Brown, 10/2/2002
8.	Jayson Davis	189	vs. Villanova, 10/22/2005
9.	Steve Probst	180	vs. Brown, 10/1/2011
10.	Jeff West	179	vs. Northeastern, 11/19/2005

# INDIVIDUAL RECORDS (AS OF 11/21/2015)

## RUSHING YARDS

NAME		YDS	SEASON
			YEAR
1.	David Jamison	1,320	2001
2.	Joe Casey	1,245	2005
3.	James Jenkins	1,206	1998
4.	Cal Whitfield	1,200	1982
5.	Pat Abbruzzi	1,189	1952
6.	Jason Ham	1,119	2003
7.	David Jamison	1,065	2000
8.	James Jenkins	1,032	1997
9.	Rich Remondino	1,008	1974
10.	James Jenkins	977	1996

## RUSHING YARDS

NAME		YDS	CAREER
			YEARS
1.	Pat Abbruzzi	3,389	1951-54
2.	James Jenkins	3,215	1996-98
3.	David Jamison	3,087	1998-01
4.	Jayson Davis	2,901	2002-05
	Joe Casey	2,915	2005-07
6.	Leroy Shaw	2,765	1977-80
7.	Jason Ham	2,639	2001-04
8.	Chris Poirier	2,217	1986-89
9.	Jon Rodgers	1,802	1977; 1979-81
10.	Shyron Sanford	1,795	1995-98

## PASSING

### LONGEST PASS COMPLETION

YDS - PLAYERS	OPPONENT, DATE
1. 98 - S. Monaco to E. Foster	vs. Holy Cross, 9/3/88
2. 95 - S. Crone to D. Weed	vs. Northeastern, 9/22/73
3. 85 - S. Donovan to M. Rodgers	vs. New Hampshire, 11/10/90
4. 84 - D. Grimsich to J. Tolento	vs. Connecticut, 11/15/80
5. 83 - D. Cassidy to J. Hughes	vs. New Hampshire, 9/13/08
83 - S. Probst to A. Baskerville	vs. Massachusetts, 9/17/11
6. 81 - L. Caswell to D. Narsessian	vs. Vermont, 10/12/68
81 - C. Hixson to C. Butler	vs. Maine, 9/9/95
8. 80 - D. Grimsich to T.J. DelSanto	vs. Boston Univ., 10/16/82
9. 79 - J. Weaver to S. Jacobs	vs. Villanova, 11/21/98

### PASSES COMPLETED

NAME	TOTAL	OPPONENT, DATE
1. Tom Ehrhardt	43	vs. Akron, 11/30/85
2. Tom Ehrhardt	40	vs. Lehigh, 10/12/85
Tom Ehrhardt	40	vs. Connecticut, 11/16/85
4. Tom Ehrhardt	39	vs. Furman, 12/7/85
5. Greg Farland	38	vs. Boston Univ., 10/18/86
6. Tom Ehrhardt	37	vs. Massachusetts, 10/6/84
7. Tom Ehrhardt	35	vs. New Hampshire, 11/2/85
8. Tom Ehrhardt	34	vs. Richmond, 12/1/84
Tom Ehrhardt	34	vs. Maine, 9/22/84
Derek Cassidy	34	vs. New Hampshire, 9/13/08
10. Tom Ehrhardt	32	vs. Boston Univ., 10/19/85
Greg Farland	32	vs. Towson State, 9/13/86
Greg Farland	32	vs. Connecticut, 11/15/86

### PASSES COMPLETED

NAME	TOTAL	SEASON
		YEAR
1. Tom Ehrhardt	365	1985
2. Tom Ehrhardt	308	1984
3. Derek Cassidy	261	2008
4. Greg Farland	199	1986
5. Steve Probst	194	2010
6. Chris Hixson	190	1995
7. Bob Bentsen	178	2013
8. Chris Hixson	177	1994
9. Chris Hixson	162	1993
Chris Hixson	162	1996
Bob Bentsen	162	2012

### PASSES COMPLETED

NAME	TOTAL	CAREER
		YEARS
1. Chris Hixson	691	1993-96
2. Tom Ehrhardt	673	1984-85
3. Bob Bentsen	433	2009-13
4. Derek Cassidy	409	2005-08
5. Tony Squitieri	280	1992-94
6. Steve Monaco	275	1987-90
7. Steve Probst	272	2010-11
8. Kevin Neville	260	1987-90
9. Bob Ehrhardt	255	1969-71
10. Larry Caswell	242	1966-68

### PASSES ATTEMPTED

NAME	TOTAL	OPPONENT, DATE
1. Tom Ehrhardt	78	vs. Furman 12/7/85
2. Tom Ehrhardt	70	vs. Akron 11/30/85
3. Greg Farland	70	vs. Brown 10/18/86

4. Tom Ehrhardt	67	vs. Brown 9/28/85
5. Tom Ehrhardt	65	vs. Lehigh 10/12/85
6. Tom Ehrhardt	63	vs. Boston Univ. 10/19/85
7. Tom Ehrhardt	62	vs. New Hampshire 11/2/85
8. Larry Caswell	61	vs. Maine 9/20/86
Tom Ehrhardt	61	vs. Montana State 12/8/84
Derek Cassidy	61	vs. New Hampshire 9/13/08
10. Tom Ehrhardt	60	vs. Connecticut 11/16/85

### PASSES ATTEMPTED

NAME	TOTAL	SEASON
		YEAR
1. Tom Ehrhardt	645	1985
2. Tom Ehrhardt	536	1984
3. Derek Cassidy	440	2008
4. Greg Farland	397	1986
5. Dave Wienke	338	1983
6. Steve Probst	337	2010
7. Chris Hixson	330	1995
8. Bob Bentsen	320	2013
9. Tony Squitieri	302	1992
10. Chris Hixson	295	1994

### PASSES ATTEMPTED

NAME	TOTAL	CAREER
		YEARS
1. Tom Ehrhardt	1,181	1984-85
2. Chris Hixson	1,179	1993-96
3. Bob Bentsen	754	2009-13
4. Derek Cassidy	741	2005-08
5. Steve Monaco	586	1987-90
6. Larry Caswell	569	1966-68
7. Tony Squitieri	563	1991-94
8. Kevin Neville	544	1987-90
9. Greg Farland	525	1984-86
10. Bob Ehrhardt	502	1969-71

### PASSING PERCENTAGE

NAME	PCT	OPPONENT, DATE
1. Jeff Weaver	.850 (17-20)	vs. James Madison, 10/31/98
2. Derek Cassidy	.846 (11-13)	vs. Army, 9/9/07
3. Steve Tosches	.823 (14-17)	vs. New Hampshire, 11/4/78
4. Steve Tosches	.761 (16-21)	vs. Kings Point, 11/11/78
Chris Hixson	.761 (16-21)	vs. Maine, 9/9/95
6. Steve Tosches	.750 (12-16)	vs. Maine, 10/7/78
Steve Probst	.750 (18-24)	vs. Old Dominion, 10/8/11
8. Bob Bentsen	.735 (25-34)	vs. Stony Brook, 9/7/13
9. Chris Hixson	.722 (13-18)	vs. Boston Univ., 10/14/95
10. Tom Ehrhardt	.714 (20-28)	vs. Lafayette, 9/8/84

### PASSING PERCENTAGE

NAME	PCT	SEASON
		YEAR
1. Steve Tosches	.606 (114-188)	1978
3. Chris Hixson	.602 (162-269)	1993
4. Chris Hixson	.600 (117-295)	1994
5. Bob Bentsen	.596 (93-156)	2011
6. Derek Cassidy	.593 (261-440)	2008
7. Bob Bentsen	.583 (162-278)	2012
8. Chris Hixson	.576 (190-330)	1995
Steve Probst	.576 (194-337)	2010
10. Tom Ehrhardt	.575 (308-536)	1984

### PASSING PERCENTAGE

NAME	PCT	CAREER
		YEARS
1. Chris Hixson	.586 (691-1,179)	1993-96
2. Steve Tosches	.582 (224-385)	1977-78
3. Bob Bentsen	.574 (433-754)	2009-13
4. Tom Ehrhardt	.570 (673-1,181)	1984-85
5. Derek Cassidy	.552 (409-741)	2005-08
6. Bob Ehrhardt	.508 (255-502)	1969-71
7. Greg Farland	.490 (257-525)	1984-86
8. Tony Squitieri	.490 (272-556)	1991-94
9. Steve Crone	.473 (210-444)	1973-75
10. Steve Monaco	.469 (275-586)	1987-90

### YARDS PASSING

NAME	YDS	OPPONENT, DATE
1. Tom Ehrhardt	566	vs. Connecticut, 11/16/85
2. Tom Ehrhardt	520	vs. Lehigh, 10/12/85
3. Tom Ehrhardt	494	vs. Furman, 12/7/85
4. Tom Ehrhardt	472	vs. Akron, 11/30/85
5. Tom Ehrhardt	461	vs. Brown, 9/28/85
6. Tom Ehrhardt	446	vs. New Hampshire, 11/2/85
7. Derek Cassidy	436	vs. New Hampshire, 9/13/08
8. Tom Ehrhardt	425	vs. Northeastern, 10/13/84
9. Chris Paul-Etienne	424	vs. New Hampshire, 11/7/09
10. Tom Ehrhardt	410	vs. Brown, 9/29/84
11. Tom Ehrhardt	408	vs. Massachusetts, 10/6/84

## YARDS PASSING

NAME		YDS	SEASON
			YEAR
1. Tom Ehrhardt	4,508	1985	
2. Tom Ehrhardt	3,870	1984	
3. Derek Cassidy	2,759	2008	
4. Chris Hixson	2,250	1995	
5. Chris Hixson	2,218	1993	
6. Chris Hixson	2,212	1994	
7. Dave Wienke	2,117	1983	
8. Ken Mastrole	2,113	1999	
9. Kevin Neville	2,070	1990	
10. Greg Farland	2,058	1986	

## YARDS PASSING

NAME		YDS	CAREER
			YEARS
1. Chris Hixson	8,407	1993-96	
2. Tom Ehrhardt	8,378	1984-85	
3. Derek Cassidy	5,005	2005-08	
4. Bob Bentsen	4,359	2009-13	
5. Tony Squitieri	3,730	1991-94	
6. Kevin Neville	3,463	1987-90	
7. Bob Ehrhardt	3,176	1969-71	
8. Larry Caswell	3,119	1966-68	
9. Jayson Davis	3,118	2003-05	
10. Dave Grimsich	3,016	1980-82	

### TOUCHDOWN PASSES

NAME	TOTAL	OPPONENT, DATE
1. Tom Ehrhardt	8	vs. Connecticut, 11/16/85
2. Derek Cassidy	5	vs. Brown, 10/4/08
Tom Ehrhardt	5	vs. Brown, 9/29/1984
Tom Ehrhardt	5	vs. Lehigh, 10/12/85
Tom Ehrhardt	5	vs. Lafayette, 10/26/85
Tom Ehrhardt	5	vs. Akron, 11/30/85
7. Tom Ryan	4	vs. Northeastern, 9/21/74
Tom Ehrhardt	4	Four Times
Chris Hixson	4	Three Times
Chris Paul-Etienne	4	vs. New Hampshire, 11/7/09
Steve Probst	4	vs. Massachusetts, 9/17/11

### TOUCHDOWN PASSES

NAME	TOTAL	SEASON
		YEAR
1. Tom Ehrhardt	42	1985
2. Tom Ehrhardt	36	1984
3. Chris Hixson	15	1994
Chris Hixson	15	1995
Derek Cassidy	15	2008
6. Dave Grimsich	14	1982
Chris Paul-Etienne	14	2009
8. Dave Wienke	13	1983
Chris Hixson	13	1996
10. Larry Caswell	12	1967
Chris Hixson	12	1993

### TOUCHDOWN PASSES

NAME	TOTAL	CAREER
		YEARS
1. Tom Ehrhardt	78	1984-85
2. Chris Hixson	55	1993-96
3. Derek Cassidy	31	2005-08
4. Bob Bentsen	25	2009-13
5. Dave Grimsich	24	1980-82
6. Tony Squitieri	23	1991-94
7. Larry Caswell	19	1966-68
8. Bob Ehrhardt	18	1969-71
9. Steve Crone	17	1973-75
Steve Probst	17	2010-11

### INTERCEPTIONS

NAME	TOTAL	OPPONENT, DATE
1. Tom Ehrhardt	6	vs. Furman, 12/7/85
Greg Farland	6	vs. Connecticut, 11/15/86
3. Greg Meyer	5	vs. Holy Cross, 9/22/79
Dave Wienke	5	vs. Connecticut, 11/12/83
Greg McFarland	5	vs. Delaware, 9/7/85
Tom Ehrhardt	5	vs. Brown, 9/28/85
Paul Ghilani	5	vs. New Hampshire, 11/1/86
Tony Squitieri	5	vs. Connecticut, 11/21/92
Danny Fenyak	5	at Richmond, 11/3/12

### INTERCEPTIONS

NAME	TOTAL	SEASON
		YEAR
1. Tom Ehrhardt	27	1985
2. Dave Grimsich	24	1981
3. Dave Wienke	23	1983
Greg Farland	23	1986
5. Tom Ehrhardt	19	1984
6. Tom Fay	15	1966
7. Tony Squitieri	14	1992
Chris Hixson	14	1995
Derek Cassidy	14	2008
10. Chris Hixson	13	1994

# INDIVIDUAL RECORDS (AS OF 11/21/2015)

## INTERCEPTIONS

NAME	TOTAL	CAREER YEARS
1. Chris Hixson	48	1993-96
2. Dave Grimlich	40	1980-82
3. Tom Ehrhardt	36	1984-85
4. Steve Crone	31	1973-75
5. Greg Farland	31	1984-86
6. Steve Monaco	28	1987-90
Tony Squitieri	28	1991-94
Derek Cassidy	28	2005-08
9. Kevin Neville	26	1987-90
10. Dave Wienke	25	1969-71
Bob Bentsen	25	2009-13

## RECEIVING

### PASSES CAUGHT

NAME	TOTAL	OPPONENT, DATE	GAME
1. Brian Forster	18	vs. Richmond, 12/1/84	
Brian Forster	18	vs. Brown, 9/28/85	
3. Brian Forster	17	vs. Lehigh 10/12/85	
4. Brian Forster	16	vs. Connecticut 11/16/85	
5. Brian Forster	15	vs. Northeastern 11/9/85	
Cy Butler	15	vs. Massachusetts 10/1/94	
7. Brian Forster	12	vs. Massachusetts 10/6/84	
Tony DiMaggio	12	vs. Massachusetts 10/6/84	
9. Brian Forster	11	vs. Maine 9/21/85	
Tony DiMaggio	11	vs. Akron 11/30/85	
Bob Donfield	11	vs. Boston Univ. 10/19/85	
Darren Rizzi	11	vs. Hofstra 10/2/92	
Robbie Jackson	11	at William & Mary 9/21/13	

### PASSES CAUGHT

NAME	TOTAL	YEAR	SEASON
1. Brian Forster	128	1985	
2. Brian Forster	100	1984	
3. Dameon Reilly	75	1985	
4. Darren Rizzi	74	1992	
5. Cy Butler	73	1994	
6. Tony DiMaggio	72	1985	
7. Bobby Apgar	67	1994	
8. Robbie Jackson	61	2013	
9. Cy Butler	60	1995	
10. Dameon Reilly	58	1984	

### PASSES CAUGHT

NAME	TOTAL	YEARS	CAREER
1. Brian Forster	284	1983-85; 1987	
2. Brandon Johnson-Farrell	198	2008-12	
3. Cy Butler	189	1993-96	
4. Dameon Reilly	165	1983-85	
5. Darren Rizzi	160	1989-92	
6. Tony DiMaggio	149	1982-85	
7. Bobby Apgar	145	1993-95	
8. Shawn Leonard	143	2006-09	
9. Bob Donfield	134	1983-87	
10. Jim Muse	118	1984-87	
Robbie Jackson	110	2012-14	

## RECEIVING YARDS

NAME	YDS	OPPONENT, DATE	GAME
1. Brian Forster	327	vs. Brown, 9/28/85	
2. Brian Forster	299	vs. Lehigh, 10/12/85	
3. Shawn Leonard	275	vs. New Hampshire, 11/7/09	
4. Brian Forster	252	vs. Richmond, 12/1/84	
5. Bobby Apgar	206	vs. Brown, 9/24/93	
6. Brian Forster	205	vs. Northeastern, 11/9/85	
Brian Forster	205	vs. Connecticut, 11/16/85	
8. Dameon Reilly	204	vs. Connecticut, 11/16/85	
9. Darren Rizzi	164	vs. Delaware, 9/19/92	
10. Shawn Leonard	163	vs. Northeastern, 11/21/09	

## RECEIVING YARDS

NAME	YDS	YEAR	SEASON
1. Brian Forster	1,819	1985	
2. Brian Forster	1,357	1984	
3. Dameon Reilly	1,208	1985	
4. Darren Rizzi	1,103	1992	
5. Bobby Apgar	1,042	1994	
6. Dameon Reilly	902	1984	
7. Shawn Leonard	858	2009	
8. Cy Butler	828	1994	
9. Tom Mut	803	1982	
10. Tony DiMaggio	800	1985	

## RECEIVING YARDS

NAME	YDS	YEARS	CAREER
1. Brian Forster	3,944	1983-85; 1987	
2. Dameon Reilly	2,698	1983-85	
3. Bobby Apgar	2,431	1993-95	
4. Darren Rizzi	2,426	1989-92	
5. Shawn Leonard	2,353	2006-09	
6. Cy Butler	2,348	1993-96	
7. Brandon Johnson-Farrell	2,064	2008-12	
8. Tony DiMaggio	1,724	1982-85	
9. Bob Donfield	1,595	1983-87	
10. Robbie Jackson	1,254	2012-14	

## KICKOFF RETURNS

NAME	TOTAL	YEAR	SEASON
1. Brandon Johnson Farrell	42	2008	
2. Brandon Johnson-Farrell	38	2012	
3. Raji El-Amin	36	2006	
4. Myles Holmes	35	2014	
5. Cy Butler	34	1994	
Wendall Williams	34	2003	
7. Mackenzie Elliott	33	2013	
8. Jerell Jones	31	2005	
9. Brian Merritt	29	1992	
Jerell Jones	27	2007	
Brandon Johnson-Farrell	27	2011	

## KICKOFF RETURN YARDS

NAME	YDS	YEAR	SEASON
1. Brandon Johnson-Farrell	907	2008	
2. Mackenzie Elliott	878	2013	
3. Raji El-Amin	860	2006	
4. Brandon Johnson-Farrell	777	2012	
5. Wendall Williams	769	2003	
6. Myles Holmes	764	2014	
7. Cy Butler	694	1994	
8. Brandon Johnson-Farrell	653	2011	
9. Brian Merritt	622	1991	
10. Jerell Jones	618	2005	

## PUNT RETURNS

NAME	TOTAL	YEAR	SEASON
1. Ron Iannotti	38	1998	
2. Cy Butler	34	1994	
3. Cy Butler	31	1995	
4. Chris Pierce	26	1990	
5. Cy Butler	22	1996	
Lance Small	22	2000	
7. Chris Peirce	20	1991	
Manny DeSousa	20	1997	
Lance Small	20	1999	
Jerell Jones	20	2004	

## PUNT RETURN YARDS

NAME	TOTAL	YEAR	SEASON
1. Cy Butler	404	1995	
2. Cy Butler	266	1994	
3. Chris Pierce	261	1990	
4. Cy Butler	226	1996	
5. Lance Small	209	2001	
6. Ron Iannotti	192	1998	
7. Gregg Hoffman	174	1992	
8. Robbie Jackson	142	2013	
9. Lance Small	139	1999	
Lance Small	137	2000	
Raji El-Amin	137	2006	

## YARDS TOTAL OFFENSE

NAME	YDS (PASS/RUSH)	OPPONENT, DATE	GAME
1. Tom Ehrhardt	566 (566/0)	vs. Connecticut, 11/16/85	
2. Tom Ehrhardt	509 (520/-11)	vs. Lehigh, 10/12/85	
3. Tom Ehrhardt	480 (494/-14)	vs. Furman, 12/7/85	
4. Tom Ehrhardt	477 (461/16)	vs. Brown, 9/28/85	
5. Derek Cassidy	454 (436/18)	vs. New Hampshire, 9/13/08	
6. Tom Ehrhardt	432 (472/-40)	vs. Akron, 11/30/85	
7. Tom Ehrhardt	428 (446/-18)	vs. New Hampshire, 11/2/85	
8. Chris Paul-Etienne	421 (424/-3)	vs. New Hampshire, 11/7/09	
9. Tom Ehrhardt	413 (408/5)	vs. Massachusetts, 10/6/84	

## YARDS TOTAL OFFENSE

NAME	YDS (PASS/RUSH)	YEAR	SEASON
1. Tom Ehrhardt	4,372 (4,508/-136)	1985	
2. Tom Ehrhardt	3,691 (3,870/-179)	1984	
3. Derek Cassidy	2,834 (2,759/75)	2008	
4. Steve Probst	2,476 (1,876/600)	2010	
5. Chris Hixson	2,158 (2,250/-92)	1995	
6. Kevin Neville	2,141 (2,070/71)	1990	
7. Chris Hixson	2,116 (2,218/-102)	1993	
8. Dave Wienke	2,114 (2,117/-3)	1983	
9. Bob Bentsen	2,059 (1,669/390)	2013	
10. Chris Hixson	2,038 (2,223/-185)	1994	

## YARDS TOTAL OFFENSE

NAME	YDS (PASS/RUSH)	YEARS	CAREER
1. Tom Ehrhardt	8,063 (8,378/-315)	1984-85	
2. Chris Hixson	7,927 (8,407/-480)	1993-96	
3. Jayson Davis	5,822 (3,118/2,704)	2002-05	
4. Derek Cassidy	5,648 (5,005/643)	2005-08	
5. Bob Bentsen	5,138 (4,359/779)	2009-13	
6. Steve Probst	3,762 (2,793/969)	2010-11	
7. Vince Nedimyer	3,578 (2,705/873)	1998-01	
8. Kevin Neville	3,558 (3,463/95)	1987-90	
9. Tony Squitieri	3,518 (3,640/-122)	1991-94	
10. Pat Abbruzzi	3,389 (3,389/0)	1951-54	
James Jenkins	3,345 (3,345/0)	1996-98	

## ALL-PURPOSE YARDAGE

NAME	YDS	YEAR	SEASON
1. Wendall Williams	1,964	2003	
2. Brian Forster	1,915	1985	
3. Cy Butler	1,801	1994	
4. James Jenkins	1,689	1998	
5. Cal Whitfield	1,657	1982	
6. Harold Cooper	1,582	2015	
7. Doug Haynes	1,569	1986	
8. Cy Butler	1,547	1995	
9. Brandon Johnson-Farrell	1,478	2008	
10. Chris Poirier	1,471	1989	

## ALL-PURPOSE YARDAGE

NAME	YDS	YEAR	CAREER
1. Cy Butler	5,380	1993-96	
2. Brandon Johnson-Farrell	5,083	2008-12	
3. Chris Poirier	4,691	1985-89	
4. James Jenkins	4,515	1996-98	
5. Wendall Williams	4,346	2000-03	
6. Brian Forster	4,046	1983-85; 1987	
7. Leroy Shaw	3,917	1977-80	
8. Pat Abbruzzo	3,389	1951-54	
9. Chris Pierce	3,495	1989-92	
10. Jerell Jones	3,414	2004-07	

## LONGEST PUNT

NAME	YDS	OPPONENT, DATE
1. Mike Cassidy	88	vs. Montana State, 12/8/84
2. Chris Cassara	75	vs. New Hampshire, 11/10/85
3. Steve Caizzi	74	vs. Massachusetts, 10/2/82
4. Steve Caizzi	74	vs. Massachusetts, 10/4/80
5. Jason Christopher	73	vs. Maine, 9/6/97
6. Rob Welsh	71	vs. Brown, 9/29/79
7. Bob Ehrhardt	70	vs. Boston Univ. 10/23/71
8. Rob Welsh	69	vs. Brown, 9/25/76
9. Ralph Guerrieri	69	vs. Maine, 9/20/80
10. Shane Laisle	68	vs. Massachusetts, 11/22/03
Bryan Gianecchini	68	vs. Brown, 9/29/07
Tim Edger	68	vs. William and Mary, 10/31/10

## PUNTS

NAME	TOTAL	OPPONENT, DATE	GAME
1. Ralph Guerrieri	12	vs. Northeastern, 10/10/81	
Steve Caizzi	12	vs. Idaho State, 12/5/81	
Chris Cassara	12	vs. Connecticut, 11/19/88	
4. Ralph Guerrieri	11	vs. Massachusetts, 10/3/81	
Kevin Dobryzinski	11	vs. Massachusetts, 10/1/94	
6. Ralph Guerrieri	10	vs. Virginia Tech, 10/11/80	
Steve Goodrich	10	vs. Richmond, 10/24/87	
Chris Cassara	10	vs. Maine, 10/15/88	
Pat Donohue	10	vs. New Hampshire, 11/13/93	
Kevin Dobryzinski	10	vs. Delaware State, 9/2/95	
Shane Laisle	10	vs. Maine, 11/3/01	
Tim Edger	10	vs. Brown, 10/3/09	
Tim Edger	10	vs. William and Mary, 10/31/09	
Anthony DiPaola	10	at Marshall, 9/6/2014	

# INDIVIDUAL RECORDS (AS OF 11/21/2015)

## PUNTS

		SEASON	
NAME	TOTAL	YEAR	
1. John Anderson	85	1972	
2. Rick Viall	78	1977	
Kevin Dobryzinski	78	1995	
4. Chris Cassara	76	1988	
5. Jason Christopher	72	1999	
6. Tim Edger	71	2009	
7. Leon Spinney	69	1967	
8. Connor McHugh	67	2015	
9. Tim Wiendaw	66	2012	
10. Shane Laisle	65	2002	
Tim Edger	65	2010	
Anthony DiPaula	65	2013	

## PUNTS

		CAREER	
NAME	TOTAL	YEARS	
1. Chris Cassara	236	1988-91	
2. Jason Christopher	222	1996-99	
3. John Anderson	215	1972-75	
Shane Laisle	215	2000-03	
5. Tim Edger	196	2008-10	
6. Ralph Guerriero	167	1979-82	
7. Connor McHugh	145	2012-15	
8. Jay Monaghan	139	1968-70	
9. Bryan Giannecchini	134	2004-07	
10. Rich Viall	128	1977-78	

## PUNTING YARDS

		SEASON	
NAME	YDS	YEAR	
1. John Anderson	2,958	1972	
2. Tim Edger	2,946	2009	
3. Rick Viall	2,866	1977	
4. Jason Christopher	2,703	1999	
5. Shane Laisle	2,701	2002	
6. Chris Cassara	2,667	1988	
7. Jason Christopher	2,627	1997	
8. Connor McHugh	2,613	2015	
9. Kevin Dobryzinski	2,591	1995	
10. Leon Spinney	2,583	1967	

## PUNTING YARDS

		CAREER	
NAME	YDS	YEARS	
1. Chris Cassara	8,782	1988-91	
2. Jason Christopher	8,514	1996-99	
3. Shane Laisle	8,456	2000-03	
4. Tim Edger	7,775	2008-10	
5. John Anderson	7,481	1972-75	
6. Ralph Guerriero	5,834	1979-82	
7. Connor McHugh	5,358	2012-15	
8. Bryan Giannecchini	5,174	2004-07	
9. Rick Viall	4,616	1977-78	
10. Jay Monaghan	4,463	1968-70	

## PUNTING AVERAGE

		SEASON	
(minimum 15 attempted)			
NAME	AVG (PUNTS/YDS)	YEAR	
1. Jason Christopher	42.4 (62-2,627)	1997	
2. Tim Edger	41.5 (71-2,946)	2009	
3. Bryan Giannecchini	41.0 (43-1,761)	2007	
4. Shane Laisle	41.6 (65-2,701)	2002	
5. Anthony DiPaula	40.8 (17-695)	2014	
6. Dan Callahan	40.3 (45-1,812)	1973	
7. Chris Cassara	40.2 (43-1,729)	1990	
8. Shane Laisle	39.4 (60-2,364)	2001	
9. Steve Caizzi	39.2 (25-981)	1982	
10. Tim Edger	39.2 (65-2545)	2010	

## PUNTING AVERAGE

		CAREER	
(minimum 100 attempted)			
NAME	AVG (PUNTS/YDS)	YEARS	
1. Tim Edger	39.9 (131-5,230)	2008-10	
2. Shane Laisle	39.3 (215-8,456)	2000-03	
3. Jason Christopher	38.7 (220-8,514)	1996-99	
4. Bryan Giannecchini	38.6 (134-5,174)	2004-07	
5. Chris Cassara	37.2 (236-8,782)	1988-91	
6. Connor McHugh	37.0 (145-5,358)	2012-15	
7. Leon Spinney	36.3 (110-3,996)	1967-68	
8. Rick Viall	36.1 (128-4,616)	1977-78	
9. Ralph Guerriero	34.9 (167-5,834)	1979-82	
10. John Anderson	34.8 (215-7,481)	1972-75	

## CONSECUTIVE EXTRA POINTS MADE

		GAME	
NAME	TOTAL	OPPONENT, DATE	
1. Bob McCabe	8	vs. Vermont, 10/4/42	

Michael Griffin	8	vs. Connecticut, 11/12/83
Shane Laisle	8	vs. Hampton, 10/6/01
4. Shane Laisle	7	vs. New Hampshire, 9/20/03
Colin Gallagher	7	vs. Central Conn., 9/10/05
6. Colin Gallagher	6	vs. Villanova, 10/22/05
Colin Gallagher	6	vs. Merrimack, 9/9/06
Dylan Smith	6	vs. Central Conn., 9/28/2013
8. Bryan Giannecchini	5	vs. Hofstra, 9/25/04

## CONSECUTIVE EXTRA POINTS MADE

		CAREER	
NAME	TOTAL	YEARS	
1. Shane Laisle	106	2000-02	

## EXTRA POINTS MADE

		GAME	
NAME	TOTAL	OPPONENT, DATE	
1. Bob McCabe	8	vs. Vermont, 9/26/42	
Michael Griffin	8	vs. Connecticut, 11/16/85	
Shane Laisle	8	vs. Hampton, 10/6/01	
4. Ralph Guerriero	7	vs. Maine, 9/18/82	
Matt Walker	7	vs. American Int'l, 8/31/96	
Wally Christensen	7	vs. Northeastern, 9/21/74	
Shane Laisle	7	vs. New Hampshire, 9/20/03	
Colin Gallagher	7	vs. Central Conn., 9/10/05	
9. Wally Christensen	6	vs. Bridgeport, 11/9/74	
Michael Griffin	6	vs. Lehigh, 10/12/85	
Chris Cassara	6	vs. Towson State, 9/28/91	
Colin Gallagher	6	vs. William & Mary, 9/17/05	
Colin Gallagher	6	vs. Villanova, 10/22/05	
Colin Gallagher	6	vs. Merrimack, 9/9/06	
Dylan Smith	6	vs. Central Conn., 9/28/2013	

## EXTRA POINTS MADE

		SEASON	
NAME	TOTAL	YEAR	
1. Michael Griffin	46	1985	
2. Shane Laisle	37	2003	
3. Colin Gallagher	35	2005	
Shane Laisle	35	2001	
5. Paul Stringfellow	32	1984	
6. Ralph Guerriero	30	1982	
Chris Cassara	30	1991	
8. Matt Walker	28	1996	
9. Louis Feinstein	26	2011	
10. Colin Gallagher	25	2006	

## EXTRA POINTS MADE

		CAREER	
NAME	TOTAL	YEARS	
1. Shane Laisle	106	2000-03	
2. Matt Walker	94	1995-96	
3. Louis Feinstein	93	2008-11	
4. Chris Cassara	78	1988-91	
5. Shane Laisle	69	2000-02	
6. Michael Griffin	63	1983; 1985-86	
7. Wally Christensen	55	1973-75	
8. Paul Stringfellow	52	1983-84	
9. Ralph Guerriero	48	1980-82	
10. Colin Gallagher	41	2004-05	

## EXTRA POINTS ATTEMPTED

		GAME	
NAME	TOTAL	OPPONENT, DATE	
1. Bob McCabe	10	vs. Vermont, 9/26/42	
2. Michael Griffin	8	vs. Connecticut, 11/16/85	
Shane Laisle	8	vs. Hampton, 10/6/01	
4. Ralph Guerriero	7	vs. Maine, 9/18/82	
Matt Walker	7	vs. American Int'l, 8/31/96	
Shane Laisle	7	vs. New Hampshire, 9/20/03	
Colin Gallagher	7	vs. Central Conn., 9/10/05	
Colin Gallagher	7	vs. William & Mary, 9/17/05	

## EXTRA POINTS ATTEMPTED

		SEASON	
NAME	TOTAL	YEAR	
1. Michael Griffin	51	1985	
2. Paul Stringfellow	38	1984	
3. Shane Laisle	37	2003	
4. Colin Gallagher	36	2005	
5. Shane Laisle	35	2001	
6. Ralph Guerriero	33	1982	
Chris Cassara	33	1991	
8. Matt Walker	31	1996	
9. Chris Cassara	29	1990	
Matt Walker	29	1996	
Louis Feinstein	29	2011	

## EXTRA POINTS ATTEMPTED

		CAREER	
NAME	TOTAL	YEARS	
1. Shane Laisle	107	2000-03	
2. Louis Feinstein	103	2008-11	
3. Matt Walker	101	1995-98	
4. Chris Cassara	80	1989-91	

5. Matt Walker	80	1995-97
6. Michael Griffin	71	1985-86
7. Colin Gallagher	70	2004-06
8. Wally Christensen	67	1974-75
9. Paul Stringfellow	64	1983-84
10. Ralph Guerriero	59	1980-82

## EXTRA POINT PERCENTAGE

		GAME	
(Minimum Five Made)			
NAME	PCT	OPPONENT, DATE	
1. Michael Griffin	1.000 (8-8)	vs. Connecticut, 11/16/85	
Shane Laisle	1.000 (8-8)	vs. Hampton, 10/6/01	
Colin Gallagher	1.000 (7-7)	vs. Central Conn., 9/10/05	
Ralph Guerriero	1.000 (7-7)	vs. Maine, 9/18/82	
Matt Walker	1.000 (7-7)	vs. American Int'l, 8/31/96	
Shane Laisle	1.000 (7-7)	vs. New Hampshire, 9/20/03	
Colin Gallagher	1.000 (6-6)	vs. Villanova, 10/22/05	
Michael Griffin	1.000 (6-6)	vs. Lehigh, 10/12/85	
Chris Cassara	1.000 (6-6)	vs. Towson, 9/28/91	
Colin Gallagher	1.000 (6-6)	vs. Merrimack, 9/9/06	
Dylan Smith	1.000 (6-6)	vs. Central Conn., 9/28/2013	

## EXTRA POINT PERCENTAGE

		SEASON	
NAME	PCT	YEAR	
1. Shane Laisle	1.000 (37-37)	2003	
Shane Laisle	1.000 (35-35)	2001	
Shane Laisle	1.000 (20-20)	2002	
<b>Justin Rohrwasser</b>	<b>1.000 (16-16)</b>	<b>2015</b>	
5. Colin Gallagher	.972 (25-26)	2005	
6. Matt Walker	.957 (22-23)	1997	
7. Matt Walker	.955 (21-22)	1998	
8. Louis Feinstein	.952 (20-21)	2010	
9. Skip Thomas	.947 (18-19)	1993	
10. Louis Feinstein	.938 (45-48)	2009	

## EXTRA POINT PERCENTAGE

		CAREER	
(Minimum 30 Attempts)			
NAME	PCT	YEARS	
1. Shane Laisle	.991 (106-107)	2000-03	
2. Colin Gallagher	.942 (66-70)	2004-06	
3. Skip Thomas	.939 (31-33)	1993-94	
4. Matt Walker	.931 (94-101)	1995-98	
5. Louis Feinstein	.903 (93-103)	2008-11	
6. Chris Cassara	.900 (72-80)	1988-91	
7. Michael Griffin	.887 (63-71)	1985-86	
8. Dylan Smith	.857 (36-42)	2012-15	
8. Rich Viall	.842 (32-38)	1977-78	
10. Wally Christensen	.820 (55-67)	1973-75	

## LONGEST FIELD GOAL

		GAME	
NAME	YDS	OPPONENT, DATE	
1. Colin Gallagher	51	vs. Fordham, 9/3/05	
2. Wally Christensen	50	vs. Brown, 9/28/74	
Shane Laisle	50	vs. Brown, 10/4/03	
4. Ralph Guerriero	49	vs. Brown, 9/25/82	
Bryan Giannecchini	49	vs. Richmond, 10/20/07	
6. Matt Walker	48	vs. James Madison, 10/31/98	
7. Chris Cassara	47	vs. Delaware, 9/17/88	
Matt Walker	47	vs. Hofstra, 11/11/95	
Colin Gallagher	47	vs. James Madison, 10/9/06	
Colin Gallagher	47	vs. Maine, 10/28/06	
Louis Feinstein	47	vs. Monmouth, 8/30/08	
Dylan Smith	47	vs. Richmond, 10/19/2013	

## FIELD GOALS MADE

		GAME	
NAME	TOTAL	OPPONENT, DATE	
1. Chris Cassara	4	vs. Northeastern, 11/5/88	
Dylan Smith	4	vs. Richmond, 10/19/2013	
2. Rod Graham	3	vs. Connecticut, 11/17/79	
Ralph Guerriero	3	vs. Northeastern, 9/13/80	
Ralph Guerriero	3	vs. Lehigh, 11/6/82	
Chris Cassara	3	vs. Delaware, 9/16/88	
Skip Thomas	3	vs. Northeastern, 9/25/93	
Skip Thomas	3	vs. Brown, 10/2/93	
Skip Thomas	3	vs. Maine, 10/16/93	
Skip Thomas	3	vs. Connecticut, 10/22/94	
Matt Walker	3	vs. Hofstra, 10/17/98	
Ryan Szczesniak	3	vs. Connecticut, 10/2/99	
Shane Laisle	3	vs. Brown, 10/5/02	
Colin Gallagher	3	vs. Maine, 11/12/05	
Bryan Giannecchini	3	vs. Fordham, 9/1/07	
Louis Feinstein	3	5 times, last vs. Delaware 10/22/2011	

## FIELD GOALS MADE

		SEASON	
NAME	TOTAL	YEAR	
1. Skip Thomas	17	1993	
2. Matt Walker	14	1998	
3. Matt Walker	12	1995	

# INDIVIDUAL RECORDS (AS OF 11/21/2015)

Shane Laisle	12	2003
Shane Laisle	11	2002
Louis Feinstein	11	2008
Louis Feinstein	11	2010
8. Ralph Guerriero	10	1982
Rick Viall	10	1978
Ryan Szczesniak	10	1999
Colin Gallagher	10	2005

FIELD GOALS MADE		CAREER
NAME	TOTAL	YEARS
1. Matt Walker	38	1995-98
2. Louis Feinstein	36	2008-11
3. Shane Laisle	32	2000-03
4. Skip Thomas	26	1993-94
5. Chris Cassara	25	1988-91
6. Matt Walker	24	1995-97
7. Shane Laisle	20	2000-02
8. Ralph Guerriero	18	1980-82
9. Colin Gallagher	17	2004-06
10. Michael Griffin	16	1983; 1985-86

FIELD GOALS ATTEMPTED		SEASON
NAME	TOTAL	YEAR
1. Skip Thomas	25	1993
2. Ralph Guerriero	24	1982
3. Matt Walker	20	1998
4. Matt Walker	19	1995
Louis Feinstein	19	2010
6. Ryan Szczesniak	18	1999
Louis Feinstein	18	2008
8. Shane Laisle	16	2003
9. Rich Viall	15	1978
10. Shane Laisle	14	2002
Colin Gallagher	14	2005

FIELD GOALS ATTEMPTED		CAREER
NAME	TOTAL	YEARS
1. Matt Walker	59	1995-98
2. Louis Feinstein	58	2008-11
3. Shane Laisle	48	2000-03
4. Ralph Guerriero	43	1980-82
5. Skip Thomas	36	1993-94
6. Chris Cassara	34	1988-91
7. Matt Walker	31	1995-97
8. Shane Laisle	30	2000-02
9. Colin Gallagher	29	2004-06
10. Michael Griffin	28	1983-84

FIELD GOAL PERCENTAGE		SEASON
NAME	PCT	YEAR
1. Skip Thomas	.818 (9-11)	1993
2. Shane Laisle	.800 (12-16)	2003
Dylan Smith	.800 (8-for-10)	2013
4. Shane Laisle	.786 (11-14)	2002
5. Louis Feinstein	.777 (7-9)	2009
6. Chris Cassara	.750 (9-12)	1988
7. Bryan Giannechini	.727 (8-11)	2007
8. Colin Gallagher	.714 (10-14)	2005
9. Michael Griffin	.700 (7-10)	1985
Matt Walker	.700 (14-20)	1998

FIELD GOAL PERCENTAGE		CAREER
(minimum 10 attempted)		
NAME	PCT	YEARS
1. Dylan Smith	.750 (15-for-20)	2012-present
2. Skip Thomas	.722 (26-36)	1993-94
3. Justin Rohrwasser	.692 (9-for-13)	2015-present
4. Rick Viall	.682 (15-22)	1977-78
5. Chris Cassara	.676 (25-37)	1988-91
6. Shane Laisle	.667 (32-48)	2000-03
7. Matt Walker	.644 (38-59)	1995-98
8. Louis Feinstein	.621 (36-58)	2008-11
9. Bryan Giannechini	.588 (10-17)	2004-07
10. Mike Griffin	.571 (16-28)	1983; 1985-86

LONGEST KICKOFF RETURN		GAME
NAME	YDS	OPPONENT, DATE
1. Myles Holmes	100	vs. Maine, 10/25/2014
2. Chris Pierce	98	vs. Massachusetts, 10/12/91
3. Chris Pierce	96	vs. Northeastern, 11/9/91
4. Wendall Williams	93	vs. William & Mary, 10/25/03
5. Wendall Williams	92	vs. Massachusetts, 11/23/02
<b>Harold Cooper</b>	<b>92</b>	<b>at Brown, 10/3/2015</b>
6. Chris Pierce	90	vs. Richmond, 9/9/89
7. Chris Poirier	89	vs. Connecticut, 11/15/86
8. Jerrell Jones	86	vs. Central Conn., 9/10/05
Doug Haynes	86	vs. Furman, 12/7/85
10. Brian Merritt	83	vs. Connecticut, 11/23/91

LONGEST PUNT RETURN		GAME
NAME	YDS	OPPONENT, DATE
1. Raji El-Amin	86	vs. Merrimack, 9/9/06
2. Cy Butler	83	vs. William & Mary, 10/7/95
3. Grant Dennison	82	vs. Brown, 9/30/72
4. Cy Butler	80	vs. Delaware State, 11/12/94
Cy Butler	80	vs. American Int'l, 8/31/96
6. Lance Small	75	vs. Brown, 9/29/01
8. Wendall Williams	75	vs. Richmond, 9/27/03
9. Tony Hill	69	vs. Howard, 9/1/84
8. Chris Pierce	50	Opponent N/A, 1990
10. Alonzo Boyd	49	vs. New Hampshire, 10/29/04

## DEFENSE

TACKLES		GAME
NAME	TOTAL	OPPONENT, DATE
1. LaJhon Jones	23	vs. Boston Univ., 10/8/94
2. Gil Rishoton	22	vs. Boston Univ., 10/24/92
3. Lance Small	20	vs. Richmond, 10/25/01
Matt Hansen	20	vs. William and Mary, 10/9/10
5. Miquel Viera	19	vs. Richmond, 9/19/98
Rob Damon	19	vs. Connecticut, 9/26/09
Andrew Bose	19	vs. Maine, 10/25/2014
8. John Avento	17	vs. Boston Univ., 10/26/74
Preston Letts	17	vs. William & Mary, 11/6/99
Andrew Bose	17	at Albany, 9/21/13
11. Preston Letts	16	vs. Connecticut, 10/2/99
Andrew Elising	16	vs. Northeastern, 10/12/02
Raquan Pride	16	vs. Cincinnati, 11/8/03
Teddy Gibbons	16	vs. Brown, 10/2/04
Rob Damon	16	vs. Massachusetts, 9/19/09
Matt Hansen	16	vs. William and Mary, 10/31/09
Andrew Bose	16	at Richmond, 11/3/12
<b>Adam Parker</b>	<b>16</b>	<b>vs. Maine, 10/25/2014</b>
<b>Adam Parker</b>	<b>16</b>	<b>at Maine, 9/26/2015</b>

TACKLES		SEASON
NAME	TOTAL	YEAR
1. Marty Coyne	151	1992
2. Chip Forte	147	1981
3. Tom Marhefka	144	1977
4. Miquel Viera	140	1998
5. Mark Brockwell	139	1984
6. Pat Lawson	136	1986
7. Miquel Viera	132	1997
8. Russell Hunter	131	1991
9. Mark Dennen	126	1982
10. Andrew Bose	125	2014

TACKLES		CAREER
NAME	TOTAL	YEARS
1. Matt Hansen	401	2007-10
2. Paul Picciotti	388	1998-01
3. Lance Small	380	1998-01
4. Tom Marhefka	339	1975-78
5. LaJhon Jones	320	1994-97
6. Tim Wiendaw	306	2012-15
7. Andrew Bose	295	2011-14
8. Mark Dennen	282	1981-83
9. Jared Elwell	279	1994-97
10. Ron Iannotti	277	1995-98

INTERCEPTIONS		GAME
NAME	TOTAL	OPPONENT, DATE
1. Kevin Smith	4	vs. Massachusetts, 10/8/88
2. Mike Cassidy	3	vs. Boston Univ., 10/19/85
Chuck Wesley	3	vs. Hampton, 9/6/01
4. Joe Ptaszek	2	vs. Lehigh, 11/6/82
Guy Carbone	2	vs. Massachusetts, 10/6/84
Chuck Watson	2	vs. Massachusetts, 10/5/85
Bill Brown	2	vs. Delaware, 9/17/88
Kris Kelly	2	vs. Villanova, 11/2/96
Chuck Wesley	2	vs. Brown, 10/3/98
Ramone Ellis	2	vs. Maine, 10/10/98
Chuck Wesley	2	vs. Massachusetts, 11/7/98
Chuck Wesley	2	vs. William & Mary, 9/22/01
Terrence Jones	2	vs. Villanova, 10/11/03
Jarrold Williams	2	vs. Towson, 10/10/09

INTERCEPTIONS		SEASON
NAME	TOTAL	YEAR
1. Mike Cassidy	11	1985
2. Tony Hill	9	1983
3. Kevin Smith	9	1988
4. Ron Iannotti	7	1998
5. Lance Small	7	1999
Chuck Wesley	7	2001

7. Gregg Hoffmann	6	1991
Kevin Smith	6	1990
9. Guy Carbone	5	1983
Tony Hill	5	1982
Chris Orlando	5	1995
Jim Roberson	5	1982
Ramone Ellis	5	1997
Chuck Wesley	5	1998

INTERCEPTIONS		CAREER
NAME	TOTAL	YEARS
1. Kevin Smith	23	1987-90
2. Tony Hill	15	1982-85
Chuck Wesley	15	1998-01
4. Guy Carbone	14	1982-85
5. Mike Cassidy	11	1983-85
Lance Small	11	1998-00
7. Jim Roberson	10	1978; 1981-82
Raquan Pride	10	2003-06
9. Gregg Hoffmann	9	1991-93
Bernie Hoffman	9	1981-84
Joe Ptaszek	9	1979-82
Jarrold Williams	9	2007-10

QUARTERBACK SACKS		GAME
NAME	TOTAL	OPPONENT, DATE
1. LaJhon Jones	4	vs. Brown, 10/18/97
2. Fearon Wright	3	vs. Northeastern, 10/21/00
Frank Ferrara	3	vs. Brown, 9/28/96
Frank Ferrara	3	vs. Hofstra, 11/23/96
Isaiah Grier	3	vs. Hofstra, 9/8/01
6. Dana Hart	2.5	vs. Villanova, 10/22/05
7. Charles Babbitt	2	vs. VMI, 11/19/77
Paul McUlury	2	vs. Boston Univ., 10/28/78
Frank Ferrara	2	vs. William & Mary, 9/3/94
Lou D'Agostino	2	vs. Brown, 9/23/94
Ryan Carstens	2	vs. New Hampshire, 9/16/95
Frank Ferrara	2	vs. Connecticut, 10/21/95
Carmine Spagnuolo	2	vs. Maine, 10/10/98
Dustin Picciotti	2	vs. Hofstra, 9/25/04
Steve Weedon	2	vs. Towson, 10/10/09
Victor Adesanya	2	vs. New Hampshire, 9/18/10
Matt Sheard	2	vs. Towson, 10/30/10
Doug Johnson	2	vs. Syracuse, 9/10/11
Doug Johnson	2	vs. James Madison, 11/12/2011
Dave Zocco	2	vs. Fordham, 9/10/11
Andrew Bose	2	at Fordham, 9/13/14
<b>Jose Duncan</b>	<b>2</b>	<b>at Richmond, 10/18/2014</b>
Andrew Bose	2	vs. Maine, 10/25/2014
Blake Jones	2	vs. Towson, 11/22/14

QUARTERBACK SACKS		SEASON
NAME	TOTAL	YEAR
1. Frank Ferrara	15	1998
2. Lou D'Agostino	14	1995
3. Doug Clark	13	1991
Lucien Belanger	13	1996
Will Santi	13	1996
LaJhon Jones	13	1997
Charles Babbitt	11	1980
8. Steve Garofalo	10	1993
Jeff Chenard	10	1984
10. Jeff Chenard	9	1983

QUARTERBACK SACKS		CAREER
NAME	TOTAL	YEARS
1. Frank Ferrara	33	1995-98
2. Lou D'Agostino	24	1992-95
3. LaJhon Jones	23	1994-97
4. Charles Babbitt	20	1977-80
Jeff Chenard	20	1982-84
6. Will Santi	19	1993-96
7. John Klumbach	16	1988-91
8. Lucien Belanger	14	1993-96
9. Doug Clark	13	1988-91

TACKLES FOR LOSS		GAME
NAME	TOTAL	OPPONENT, DATE
1. Frank Ferrara	6	vs. Brown, 9/28/96
2. Joe Harris	5.5	vs. Massachusetts, 11/20/10
3. Loue D'Agostino	5	vs. Connecticut, 10/21/95
Will Santi	5	vs. Brown, 9/28/96
LaJhon Jones	5	vs. James Madison, 11/15/97
Frank Ferrara	5	vs. Massachusetts, 11/7/98
Isaiah Grier	5	vs. Brown, 9/29/01
Doug Johnson	5	vs. Massachusetts, 11/23/11
8. Lou D'Agostino	4	vs. Massachusetts, 9/30/95
LaJhon Jones	4	vs. Delaware, 11/18/95
Will Santi	4	vs. Maine, 9/21/96

# INDIVIDUAL RECORDS (AS OF 11/21/2015)

## TACKLES FOR LOSS

		SEASON	
NAME	TOTAL	YEAR	
1. Frank Ferrara	27	1998	
2. Joe Harris	21	2010	
3. Lou D'Agostino	19	1995	
4. Lajhon Jones	16	1997	
Miquel Viera	16	1998	
Doug Johnson	16	2011	
7. Rob Damon	14.5	2009	
Andrew Bose	14.5	2014	
9. Fearon Wright	14	2000	
Matt Hansen	14	2008	
11. Brian Smith	13	1995	
Fearon Wright	13	1999	
Eric Gray	13	2000	
Dave Zocco	13	2011	
James Timmins	13	2013	

## TACKLES FOR LOSS

		CAREER	
NAME	TOTAL	YEARS	
1. Frank Ferrara	49	1994-97	
2. Lajhon Jones	35	1994-97	
3. Matt Hansen	34.5	2007-10	
4. Loue D'Agostino	33	1993-95	
5. James Timmins	31.5	2010-present	
6. Willie McGinnis	30.5	2008-2011	
7. Paul Picciotti	30	1998-01	
8. Andrew Bose	28.5	2011-2014	
9. Fearon Wright	27	1999-00	
10. Miquel Viera	25	1997-98	

## FORCED FUMBLES

		GAME	
NAME	TOTAL	OPPONENT, DATE	
1. Lou D'Agostino	2	vs. Delaware, 11/18/95	
Mark Swistak	2	vs. Delaware, 11/18/95	
Frank Ferrara	2	vs. New Hampshire, 9/6/96	
Lewis Usher	2	vs. Hampton, 10/6/01	
Kyle Beck	2	vs. Villanova, 10/11/03	
Steve Weedon	2	vs. Villanova, 10/24/09	

## FORCED FUMBLES

		SEASON	
NAME	TOTAL	YEAR	
1. Steve Weedon	5	2009	
Lucien Belanger	5	1996	
Lou D'Agostino	5	1995	
4. Will Santi	4	1995	
Frank Ferrara	4	1998	
Matt Hansen	4	2008	
Tim Wienclaw	4	2014	
8. Lajhon Jones	3	1997	
Jared Elwell	3	1997	
Fearon Wright	3	2000	
Andrew Elsing	3	2003	
Teddy Gibbons	3	2004	
Dan Heffron	3	2004	
Victor Adesanya	3	2010	

## FORCED FUMBLES

		CAREER	
NAME	TOTAL	YEARS	
1. Tim Wienclaw	8	2012-present	
2. Lou D'Agostino	7	1994-95	
3. Frank Ferrara	6	1995-98	
Will Santi	6	1994-96	
5. Jared Elwell	5	1994-97	
Lajhon Jones	5	1994-96	
Lucien Belanger	5	1994-96	
Steve Weedon	5	2007-09	
Matt Hansen	5	2007-10	
Andrew Bose	5	2011-14	
11. Fearon Wright	4	1999-00	
Eric Gray	4	2000-01	
Raquan Pride	4	2003-06	
Willie McGinnis	4	2008-11	

## FUMBLE RECOVERIES

		GAME	
NAME	TOTAL	OPPONENT, DATE	
1. Mark Dennen	2	vs. Connecticut, 11/13/1981	
Karlo Saver	2	vs. Connecticut, 11/6/1993	
Terrence Carter	2	vs. New Hampshire, 11/13/1993	
James Olverson	2	vs. Boston Univ., 10/14/1995	
Matt Rae	2	vs. Fordham, 9/5/2009	
Tim Wienclaw	2	at Marshall, 9/6/2014	

## FUMBLE RECOVERIES

		SEASON	
NAME	TOTAL	YEAR	
1. Will Santi	6	1995	
2. Frank Ferrara	5	1996	
3. Charles Babbitt	4	1979	
Steve Walsh	4	1979	
Dennis Talbot	4	1980	
Mark Dennen	4	1982	
Mike Cassidy	4	1985	
Lou D'Agostino	4	1993	
Tim Wienclaw	4	2014	

## FUMBLE RECOVERIES

		CAREER	
NAME	TOTAL	YEARS	
1. Dennis Talbot	8	1980-82	
2. Gerry Favreau	7	1981-83	
Mark Dennen	7	1981-83	
Mark Brockwell	7	1983-85; 1987-88	
Lou D'Agostino	7	1993-94	
Frank Ferrara	7	1994-96; 1998	
Will Santi	7	1994-95	
Tim Wienclaw	7	2014-present	
8. Charlie Babbitt	6	1979-80	
Gary Tournoy	6	1987-90	
11. Pete Hickey	5	1981-84	
Tony Hill	5	1982-84	
Barney Rinaldi	5	1980-82	
Mark White	5	1983-85	
Jared Elwell	5	1994-97	

## LONGEST FUMBLE RETURN

		GAME	
NAME	YDS	OPPONENT, DATE	
1. Matt Wilson	95	vs. Hofstra, 10/4/97	

## PASS BREAKUPS

		GAME	
NAME	TOTAL	OPPONENT, DATE	
1. Keith Heinemann	4	vs. William & Mary, 10/13/01	
Anthony Offord	4	vs. Massachusetts, 11/23/02	
Andre Scott	4	at Albany, 9/14/13	
Myles Holmes	4	at Brown, 10/3/2015	
5. Mark Swistak	3	vs. Boston Univ., 10/8/94	
Chris Lawson	3	vs. Massachusetts, 10/5/96	
Lance Small	3	vs. James Madison, 10/31/98	
Chuck Wesley	3	vs. Brown, 10/16/99	
Chuck Wesley	3	vs. Maine, 10/23/99	
Jamal Saleem	3	vs. Hofstra, 9/8/01	
Andrew Elsing	3	vs. Brown, 10/5/02	
Mark Zlotek	3	vs. Massachusetts, 11/23/02	
Andrew Elsing	3	vs. Northeastern, 9/13/03	
James Timmins	3	vs. Villanova, 9/15/12	

## PASS BREAKUPS

		SEASON	
NAME	TOTAL	YEAR	
1. Jim Robertson	12	1981	
Kevin Smith	12	1988	
3. Guy Carbone	11	1984	
Tony Hill	11	1984	
Chuck Wesley	11	1999	
Chuck Wesley	11	2001	
Myles Holmes	11	2014	
8. Dennis Talbot	10	1981	
Raymond Williams	10	1985	
Chris Lawson	10	1996	
11. Virgil Gray	9	2005	
Virgil Gray	9	2006	
Raji El-Amin	9	2006	
Andre Scott	9	2013	
Myles Holmes	9	2015	

## PASS BREAKUPS

		CAREER	
NAME	TOTAL	YEARS	
1. Virgil Gray	26	2003-06	
2. Raymond Williams	25	1983-85	
Chuck Wesley	25	1998-01	
4. Anthony Adams	22	1986-88	
5. Guy Carbone	20	1983-85	
Myles Holmes	20	2014-15	
6. Jim Robertson	19	1981-82	
8. Chris Lawson	18	1995-96	
9. Tony Hill	17	1982-84	
10. Ron Iannotti	15	1996-98	
Lance Small	15	1998-01	

# INDIVIDUAL RECORDS (AS OF 11/21/2015)

RUSHING ATTEMPTS		GAME
TOTAL	OPPONENT	DATE
1.	82	Fordham 9/4/04
2.	76	New Hampshire 10/20/01
	76	Hofstra 11/15/03
4.	74	Temple 11/6/71
5.	73	New Hampshire 9/20/03
	73	Villanova 10/22/05
7.	72	Fordham 9/3/05
8.	71	William & Mary 10/16/04
9.	70	Connecticut 11/13/71
	70	Connecticut 11/14/81
	70	Hofstra 9/25/04
	70	Towson 10/9/04
	70	Maine 11/13/04

RUSHING ATTEMPTS		SEASON
TOTAL	YEAR	
1.	710	2003
2.	692	2004
3.	681	2005
4.	625	2002
5.	622	2007
6.	614	2001
7.	573	2006
8.	571	1981
9.	546	2000
10.	540	1982

RUSHING YARDS		GAME
TOTAL	OPPONENT	DATE
1.	516	Brooklyn 11/8/52
2.	451	Brown 10/5/02
3.	479	Brown 9/29/07
4.	438	Hofstra 11/15/03
5.	436	Villanova 10/22/05
6.	433	New Hampshire 10/20/01
7.	430	New Hampshire 10/27/07
8.	406	Northeastern 9/13/03
9.	395	Central Conn. 9/11/04
10.	393	New Hampshire 9/20/03

RUSHING YARDS		SEASON
TOTAL	YEAR	
1.	4,005	2003
2.	3,504	2005
3.	3,074	2004
4.	2,904	2002
5.	2,565	2001
6.	2,529	2007
7.	2,244	2000
8.	2,122	1981
9.	2,113	2006
10.	2,038	1982

FEWEST YARDS RUSHING		GAME
TOTAL	OPPONENT	DATE
1.	-46	William and Mary 10/31/2009
2.	-42	Holy Cross 9/15/1984
3.	-41	Northeastern 11/7/1987
4.	-26	Fordham 9/7/2008
5.	-8	Maine 9/27/2015
6.	3	Brown 10/4/2014
7.	4	Syracuse 9/4/15
8.	5	Connecticut 11/16/1985
9.	6	Maine 9/21/1985
10.	10	Brown 9/27/1986

RUSHING TOUCHDOWNS		GAME
TOTAL	OPPONENT	DATE
1.	10	Fort Adams 9/23/16
2.	9	Vermont 9/26/42
3.	8	Worcester Tech 10/31/42
4.	7	Connecticut 11/20/09
	7	St. Stevens 11/6/15
	7	Quonset Naval Air Station 9/18/48
	7	Maine 10/19/91
8.	6	Brown 10/3/98
	6	Hampton 10/6/01
	6	Central Conn. State 9/11/04
	6	Villanova 10/22/05

RUSHING TOUCHDOWNS		SEASON
TOTAL	YEAR	
1.	31	2005
2.	29	2004
3.	28	2001
4.	27	2003
5.	23	1952
	23	2007

7.	22	1942
8.	21	1991
9.	20	1930
	20	2006

PASSES COMPLETED		GAME
TOTAL	OPPONENT	DATE
1.	45	Furman 12/7/85
2.	43	Akron 11/30/85
3.	41	Connecticut 11/16/85
4.	40	Lehigh 10/12/85
5.	38	Maine 9/21/85
6.	38	New Hampshire 9/13/08
7.	35	New Hampshire 11/2/85
8.	34	Richmond 12/1/84
9.	32	Boston University 10/19/85
	32	Northeastern 11/9/85

PASSES COMPLETED		SEASON
TOTAL	YEAR	
1.	419	1985
2.	319	1984
3.	269	2008
4.	262	1986
5.	248	1994
6.	225	1999
7.	207	1992
8.	196	2008
9.	195	2012
	194	1995
	194	2010
	194	2013

PASSES ATTEMPTED		GAME
TOTAL	OPPONENT	DATE
1.	90	Furman 12/7/85
2.	70	Akron 11/30/85
	70	New Hampshire 9/13/08
4.	67	Brown 9/28/85
5.	65	Lehigh 10/12/85
6.	64	Boston University 10/19/85
7.	62	New Hampshire 11/2/85
8.	61	Maine 10/22/66
	61	Montana State 12/8/84
	61	Connecticut 1985

PASSES ATTEMPTED		SEASON
TOTAL	YEAR	
1.	761	1985
2.	559	1984
3.	530	1986
4.	461	2008
5.	447	1992
6.	427	1994
	427	1999
8.	374	1989
9.	366	2013
10.	350	1983

HIGHEST PASSING PCT.		SEASON
TOTAL	YEAR	
1.	.590	1993
2.	.584	2008
3.	.581	1992
4.	.574	1995
5.	.573	2010
6.	.572	2012
7.	.570	1984
8.	.569	1978
9.	.566	1996
10.	.561	2011

YARDS PASSING		GAME
TOTAL	OPPONENT	DATE
1.	580	Connecticut 11/16/85
2.	532	Furman 12/7/85
3.	520	Lehigh 10/12/85
4.	480	New Hampshire 9/13/08
5.	472	Akron 11/30/85
6.	461	Brown 9/28/85
7.	446	New Hampshire 11/2/85
8.	425	Northeastern 10/13/84
9.	424	New Hampshire 11/9/09
10.	410	Brown 9/24/84

YARDS PASSING		SEASON
TOTAL	YEAR	
1.	5,321	1985
2.	3,985	1984
3.	3,015	1994

4.	2,861	2008
5.	2,779	1986
6.	2,724	1992
7.	2,598	2008
8.	2,545	1993
9.	2,394	1990
10.	2,284	1995

TOUCHDOWN PASSES		GAME
TOTAL	OPPONENT	DATE
1.	8	Connecticut 11/16/85
2.	5	Brown 10/4/08
	5	Brown 9/29/84
	5	Lehigh 10/12/85
	5	Lafayette 10/26/85
	5	Akron 11/30/85
6.	4	14 Times, most recently 9/17/11

TOUCHDOWN PASSES		SEASON
TOTAL	YEAR	
1.	47	1985
2.	37	1984
3.	23	2008
4.	21	1994
5.	18	2009
6.	17	2011
7.	16	1992
8.	15	1995
	15	1983
	15	2008

TOTAL YARDS		GAME
TOTAL	OPPONENT	DATE
1.	622	Maine 10/19/91
2.	610	Hofstra 9/25/04
3.	608	Brown 9/29/07
4.	585	Connecticut 11/16/85
5.	578	William & Mary 9/17/05
6.	576	Massachusetts 10/6/84
7.	575	Brown 9/28/85
8.	549	Lehigh 10/12/85
9.	547	Furman 12/7/85
10.	546	New Hampshire 9/20/03

TOTAL YARDS		SEASON
TOTAL	YEAR	
1.	6,037	(5,231/806) 1985
2.	5,017	(3,985/1,032) 1984
3.	4,992	(987/4,005) 2003
4.	4,681	(3,504/1,177) 2005
5.	4,249	(2,394/1,855) 1990
6.	4,012	(938/3,074) 2004
7.	3,875	(1,837/2,038) 1982
8.	3,862	(1,950/1,912) 1998
9.	3,842	(2,545/1,297) 1993
10.	3,837	(1,298/2,529) 2007

AVG. TOTAL OFFENSE		SEASON
TOTAL	YEAR	
1.	464.4	1985
2.	453.8	2003
3.	425.5	2005
4.	398.1	2008
5.	386.3	1990
6.	385.9	1984
7.	364.7	2004
8.	352.3	1982
9.	351.1	1998
10.	349.3	1993

TOUCHDOWNS		GAME
TOTAL	OPPONENT	DATE
1.	10	Fort Adams 9/23/16
	10	Vermont 9/26/42
3.	9	Worcester Tech 10/31/42
4.	8	Quonset Naval Air Station 9/18/48
	8	Maine 9/18/82
	8	Connecticut 11/16/85
	8	Maine 10/19/91
	8	Hampton 10/6/01
	8	Central Conn. 9/10/05

TOUCHDOWNS		SEASON
TOTAL	YEAR	
1.	58	1985
2.	42	1984
3.	36	2005
4.	34	1982
5.	33	2003

	33	1996
	33	2001
	33	2003
9.	32	1991
	32	2011

EXTRA POINTS		GAME
No.	Opponent	Date
1.	8	Fort Adams 9/23/16
	8	Vermont 9/26/42
	8	Quonset Naval Air Station 9/18/48
	8	Central Conn. 9/10/05
5.	7	Worcester Tech 10/31/42
	7	Brooklyn 11/10/51
	7	Brooklyn 11/8/52
	7	Massachusetts 10/16/54
	7	Brandeis 10/11/58
	7	Vermont 10/12/68
	7	Maine 9/18/82
	7	Maine 10/19/91
	7	American International 8/31/96
	7	New Hampshire 9/20/03

EXTRA POINTS		SEASON
TOTAL	YEAR	
1.	54	1985
2.	38	1984
3.	37	2003
4.	36	2005
5.	35	2001
6.	33	1982
7.	30	1991
8.	29	1990
9.	28	1996
10.	26	1974
	26	1983
	26	2008
	26	2011

FIELD GOALS		GAME
TOTAL	OPPONENT	DATE
1.	4	Northeastern 11/5/88
	4	Richmond 10/19/2013
2.	3	Connecticut 11/17/79
	3	Northeastern 9/13/80
	3	Delaware 9/17/88
	3	Northeastern 9/25/93
	3	Brown 10/2/93
	3	Maine 10/16/93
	3	Hofstra 10/17/98
	3	Connecticut 10/2/99
	3	Brown 10/5/01
	3	Hofstra 9/7/02
	3	Maine 11/12/05
	3	Fordham 9/1/07
	3	New Hampshire 9/13/08
	3	Northeastern 11/22/08
	3	Towson 10/30/10
	3	Massachusetts 11/20/10
	3	Delaware 10/22/11

FIELD GOALS		SEASON
TOTAL	YEAR	
1.	14	1998
2.	12	1995
	12	2003
4.	11	2002
	11	2008
	11	2010
7.	10	1978
	10	1982
	10	1999
	10	2005

FIELD GOALS ATTEMPTS		SEASON
TOTAL	YEAR	
1.	25	1993
2.	24	1982
3.	20	1998
4.	19	1995
	19	2010
6.	18	1999
	18	2003
	18	2008
9.	16	2002
10.	15	1978
	15	1990

# INDIVIDUAL RECORDS (AS OF 11/21/2015)

POINTS SCORED		GAME
TOTAL	OPPONENT	DATE
1.	70	Vermont 9/26/42
2.	69	Fort Adams 9/23/16
3.	66	Worcester Tech 10/31/42
4.	58	Maine 9/18/82
5.	56	Quonset Naval Air Station 9/18/48
	56	Connecticut 11/16/85
	56	Hampton 10/6/01
	56	Central Conn. 9/10/05
9.	55	Brooklyn 11/10/51
	55	Brooklyn 11/8/52
	55	New Hampshire 9/20/03

POINTS SCORED		SEASON
TOTAL	YEAR	
1.	417	1985
2.	312	2005
3.	309	2003
4.	303	1984
5.	272	1984
6.	266	1991
7.	264	1982
8.	254	1996
9.	251	1990
10.	243	2011

FIRST DOWNS		GAME
TOTAL	OPPONENT	DATE
1.	35	Lehigh 10/12/85
2.	34	Connecticut 11/16/85
3.	31	Akron 11/30/85
	31	New Hampshire 10/27/07
5.	30	Brown 10/1/05
	30	Brown 9/29/07
7.	29	Massachusetts 10/6/84
	29	Boston University 10/19/85
	29	New Hampshire 10/20/01
	29	New Hampshire 9/20/03

FIRST DOWNS		SEASON
TOTAL	YEAR	
1.	344	1985
2.	271	1984
3.	247	2003
4.	239	2002
5.	234	2005
6.	229	1994
7.	222	2004
8.	219	1998
	219	2008
10.	216	1990

FIRST DOWNS RUSHING		GAME
TOTAL	OPPONENT	DATE
1.	26	New Hampshire 10/20/01
	26	Central Conn. 9/11/04
3.	23	New Hampshire 9/20/03
	23	Hofstra 11/15/03
	23	Brown 9/29/07
6.	21	Massachusetts 10/1/94
	21	Towson 10/8/05
	21	New Hampshire 10/27/07
9.	20	William & Mary 10/16/04
	20	Brown 10/1/05

FIRST DOWNS RUSHING		SEASON
TOTAL	YEAR	
1.	188	2003
2.	188	2003
3.	173	2005
4.	164	2004
5.	150	2001
6.	146	2002
7.	131	2007
8.	119	2000
9.	118	2006
10.	112	1981

FIRST DOWNS PASSING		SEASON
TOTAL	YEAR	
1.	256	1985
2.	182	1984
3.	142	1994
4.	135	2008
5.	117	1986
6.	113	1992
7.	105	1990
8.	104	1993

9.	102	1995
10.	99	1983
	99	2011

PUNT RETURNS		SEASON
TOTAL	YEAR	
1.	44	1985
2.	41	1998
3.	39	1986
4.	38	1994
5.	36	1995
6.	31	1987
7.	30	1977
	30	1978
	30	1981
10.	29	1974

PUNT RETURN YARDAGE		SEASON
TOTAL	YEAR	
1.	430	1995
2.	381	1994
3.	353	1985
4.	269	1990
5.	264	2001
6.	263	1978
7.	241	1998
8.	214	1984
9.	212	1992
10.	210	2002

KICKOFF RETURNS		SEASON
TOTAL	YEAR	
1.	68	2009
	68	2012
3.	67	2003
4.	65	2008
5.	62	2014
6.	60	2013
7.	58	2002
8.	56	1992
	56	1993
	53	1987
10.	53	2006
	53	2011

KICKOFF RETURN YARDS		SEASON
TOTAL	YEAR	
1.	1,422	2012
2.	1,342	2013
3.	1,296	2009
4.	1,291	2008
5.	1,265	2003
6.	1,238	2014
7.	1,194	1991
8.	1,192	2010
9.	1,185	2013
10.	1,142	2011

INTERCEPTIONS		GAME
TOTAL	YEAR	
1.	7	Massachusetts 10/20/73
2.	6	Northeastern 10/21/72
3.	5	Boston University 10/19/85
	5	Villanova 10/11/03
	4	Massachusetts 10/8/88
	4	Massachusetts 11/7/98
	4	Hofstra 9/22/07
	4	Central Connecticut 9/28/2013

INTERCEPTIONS		SEASON
TOTAL	YEAR	
1.	24	1985
2.	22	1973
3.	21	1988
4.	20	1983
5.	19	1980
6.	18	1972
	18	1999
8.	17	1982
	17	1984
	17	1989
	17	1991
	17	1998

INT. RETURN YARDS		SEASON
TOTAL	YEAR	
1.	428	1985
2.	268	1983
3.	252	1990
4.	241	1998
5.	235	2003
6.	212	2001
7.	204	1991
8.	181	1989
9.	180	1973
10.	176	2009

PUNTS		GAME
TOTAL	OPPONENT	DATE
1.	12	Idaho State 12/5/1981
	12	Connecticut 11/19/1988
3.	11	Maine 10/6/1973
	11	Massachusetts 10/3/1981
	11	Villanova 11/9/2013
5.	10	Maine 11/3/2001
6.	9	Richmond 10/25/2001
	9	Buffalo 9/2/2010
	9	Bowling Green 9/29/2012
	9	William & Mary 9/21/2013

PUNTS		SEASON
TOTAL	YEAR	
1.	85	1972
2.	80	2013
3.	79	1988
4.	78	1977
	78	1995
6.	77	1979
7.	75	2009
8.	74	1968
9.	73	1981
	73	2002
11.	72	1987
	72	1999

YARDS PUNTING		GAME
TOTAL	OPPONENT	DATE
1.	468	Idaho State 12/5/81
2.	432	Maine 10/6/73
3.	415	William and Mary 10/31/09
4.	402	Brown 10/3/09
5.	387	Buffalo 9/2/10
6.	383	Richmond 10/25/01
7.	382	Villanova 11/9/2013
8.	379	Maine 11/3/01
9.	370	Northeastern 9/23/72
10.	364	Maine 11/14/09

YARDS PUNTING		SEASON
TOTAL	YEAR	
1.	3,038	2009
2.	2,958	1972
3.	2,899	2013
4.	2,891	1979
5.	2,862	1977
6.	2,744	2002
7.	2,719	2014
8.	2,712	1988
9.	2,703	1999
10.	2,666	2012

PUNTING AVERAGE		SEASON
TOTAL	YEAR	
1.	41.7	1996
2.	40.5	2009
3.	40.4	2002
4.	40.2	1990
5.	39.4	2001
6.	39.2	2010
7.	37.9	2003
8.	37.6	1979
9.	37.5	2012
10.	37.4	1967
	37.4	2006

FORCED FUMBLES		SEASON
TOTAL	YEAR	
1.	22	1995
2.	20	2009
3.	16	2004
4.	14	2001
5.	13	2002
	13	2005
	13	2008
	13	2014
9.	12	2013
10.	11	1996
	10	2010

FUMBLE RECOVERIES		SEASON
TOTAL	YEAR	
1.	23	1985
2.	20	1995
3.	19	1984
4.	16	1983
	16	1987
	16	1988
	16	1990
8.	15	1994
	15	2009
10.	14	1993
	14	2002

PASS BREAKUPS		SEASON
TOTAL	YEAR	
1.	53	1984
2.	45	1991
3.	44	1985
4.	43	2001
	43	2013
6.	42	1996
	42	2013
8.	40	2004
	40	2014
10.	39	1995
	39	1999
	39	2010

# ALL-TIME COACHING RECORDS

HEAD COACH	SEASONS	YEARS	WON	LOST	TIED	PCT.
No coach	1895-97	3	2	7	0	.222
Marshall Tyler	1898-08	10	23	22	8	.509
George Cobb	1909-11; 1913-14	5	17	16	5	.513
Robert Bingham	1912	1	6	3	0	.667
Jim Baldwin	1915-16	2	6	9	1	.406
Fred Murray	1917, 1919	2	2	11	3	.219
Frank Keaney	1920-40	21	70	87	12	.450
Bill Beck	1941, 1946-49	5	12	22	2	.361
Paul Cieurzo	1942, 1945	2	5	4	0	.556
Hal Kopp	1950, 1952-55	5	28	11	2	.707
Ed Doherty	1951	1	3	5	0	.375
Herb Maack	1956-1960	5	17	22	2	.439
John Chironna	1961-62	2	4	11	3	.306
Jack Zilly	1963-69	7	21	41	2	.344
Jack Gregory	1970-75	6	22	33	2	.404
Bob Griffin	1976-92	17	79	107	1	.425
Floyd Keith	1992-99	7	23	53	0	.303
Tim Stowers	2000-07	8	33	57	0	.367
Darren Rizzi	2008	1	3	9	0	.250
Joe Trainer	2009-13	5	12	44	0	.214
Jim Fleming	2014-15	2	2	21	0	.087
<b>Totals</b>	<b>115 seasons (1,028 games)</b>		<b>390</b>	<b>595</b>	<b>43</b>	<b>.379</b>

# YEAR-BY-YEAR RESULTS

YEAR	RECORD	PCT.	HEAD COACH	YEAR	RECORD	PCT.	HEAD COACH	YEAR	RECORD	PCT.	HEAD COACH
1895	1-1-0	.500	No coach	1935	4-4-1	.500	Frank Keaney	1975	2-8-0	.200	Jack Gregory
1896	0-4-0	.000	No coach	1936	5-4-0	.556	Frank Keaney	1976	3-5-0	.375	Bob Griffin
1897	1-2-0	.333	No coach	1937	3-4-1	.438	Frank Keaney	1977	6-5-0	.545	Bob Griffin
1898	5-0-0	1.000	Marshall Tyler	1938	4-4-0	.500	Frank Keaney	1978	7-3-0	.700	Bob Griffin
1899	2-3-1	.417	Marshall Tyler	1939	3-4-1	.438	Frank Keaney	1979	1-9-1	.137	Bob Griffin
1900	0-2-1	.167	Marshall Tyler	1940	5-3-0	.625	Frank Keaney	1980	2-9-0	.182	Bob Griffin
1901	0-2-0	.000	Marshall Tyler	1941	5-2-1	.688	Bill Beck	1981	6-6-0	.500	Bob Griffin
1902	---	---	No Team	1942	3-3-0	.500	Paul Cieurzo	1982	7-4-0	.636	Bob Griffin
1903	2-4-1	.357	Marshall Tyler	1943	---	---	No Team (WWII)	1983	6-4-0	.600	Bob Griffin
1904	3-3-1	.500	Marshall Tyler	1944	---	---	No Team (WWII)	1984	10-3-0	.769	Bob Griffin
1905	3-3-1	.500	Marshall Tyler	1945	2-1-0	.667	Paul Cieurzo	1985	10-3-0	.769	Bob Griffin
1906	1-2-1	.375	Marshall Tyler	1946	2-4-0	.333	Bill Beck	1986	1-10-0	.091	Bob Griffin
1907	3-1-2	.667	Marshall Tyler	1947	3-4-0	.429	Bill Beck	1987	1-10-0	.091	Bob Griffin
1908	4-2-0	.667	Marshall Tyler	1948	2-4-1	.357	Bill Beck	1988	4-7-0	.363	Bob Griffin
1909	3-4-0	.429	George Cobb	1949	0-8-0	.000	Bill Beck	1989	3-8-0	.273	Bob Griffin
1910	5-1-1	.786	George Cobb	1950	3-5-0	.375	Hal Kopp	1990	5-6-0	.454	Bob Griffin
1911	5-2-1	.688	George Cobb	1951	3-5-0	.375	Ed Doherty	1991	6-5-0	.545	Bob Griffin
1912	6-3-0	.667	Robert Bingham	1952	7-1-0	.875	Hal Kopp	1992	1-10-0	.091	Bob Griffin
1913	2-6-0	.250	George Cobb	1953	6-2-0	.750	Hal Kopp	1993	4-7-0	.364	Floyd Keith
1914	2-3-3	.438	George Cobb	1954	6-2-0	.750	Hal Kopp	1994	2-9-0	.182	Floyd Keith
1915	3-5-0	.375	Jim Baldwin	1955	6-1-2	.778	Hal Kopp	1995	7-4-0	.636	Floyd Keith
1916	3-4-1	.438	Jim Baldwin	1956	2-6-0	.333	Herb Maack	1996	4-6-0	.400	Floyd Keith
1917	2-4-2	.375	Fred Murray	1957	5-2-1	.688	Herb Maack	1997	2-9-0	.182	Floyd Keith
1918	---	---	No Team (WWI)	1958	4-4-0	.500	Herb Maack	1998	3-8-0	.273	Floyd Keith
1919	0-7-1	.063	Fred Murray	1959	3-5-1	.389	Herb Maack	1999	1-10-0	.091	Floyd Keith
1920	0-4-4	.125	Frank Keaney	1960	3-5-0	.375	Herb Maack	2000	3-8-0	.273	Tim Stowers
1921	3-5-0	.375	Frank Keaney	1961	2-6-1	.278	John Chironna	2001	8-3	.727	Tim Stowers
1922	4-4-0	.500	Frank Keaney	1962	2-5-2	.333	John Chironna	2002	3-9	.250	Tim Stowers
1923	1-5-1	.214	Frank Keaney	1963	4-5-0	.444	Jack Zilly	2003	4-8	.333	Tim Stowers
1924	0-7-0	.000	Frank Keaney	1964	3-7-0	.300	Jack Zilly	2004	4-7	.364	Tim Stowers
1925	2-5-1	.313	Frank Keaney	1965	2-7-0	.222	Jack Zilly	2005	4-7	.364	Tim Stowers
1926	1-6-0	.143	Frank Keaney	1966	1-7-1	.167	Jack Zilly	2006	4-7	.364	Tim Stowers
1927	5-3-0	.625	Frank Keaney	1967	6-2-1	.722	Jack Zilly	2007	3-8	.273	Tim Stowers
1928	2-7-0	.222	Frank Keaney	1968	3-6-0	.333	Jack Zilly	2008	3-9	.250	Darren Rizzi
1929	5-2-1	.688	Frank Keaney	1969	2-7-0	.222	Jack Zilly	2009	1-10	.091	Joe Trainer
1930	5-2-1	.688	Frank Keaney	1970	3-5-0	.222	Jack Gregory	2010	5-6	.455	Joe Trainer
1931	4-4-0	.500	Frank Keaney	1971	3-6-0	.333	Jack Gregory	2011	3-8	.273	Joe Trainer
1932	2-5-1	.313	Frank Keaney	1972	3-7-0	.300	Jack Gregory	2012	0-11	.000	Joe Trainer
1933	6-2-0	.750	Frank Keaney	1973	6-2-2	.700	Jack Gregory	2013	3-9	.250	Joe Trainer
1934	6-3-0	.667	Frank Keaney	1974	5-5-0	.500	Jack Gregory	2014	1-11	.083	Jim Fleming
								2015	1-10	.091	Jim Fleming

# HISTORY

## ALL-TIME VS. RANKED OPPONENTS

Date	Rank	Opponent	Result	Date	Rank	Opponent	Result
Sept. 18, 1993	No. 3	DELAWARE	L, 11-32	Oct. 24, 2009	No. 4	at Villanova	L, 7-36
Oct. 23, 1993	No. 15	at Boston University	L, 15-48	Oct. 31, 2009	No. 5	WILLIAM AND MARY	L, 14-39
Sept. 3, 1994	No. 21	WILLIAM & MARY	L, 17-38	Nov. 7, 2009	No. 8	at New Hampshire	L, 42-55
Oct. 8, 1994	No. 12	BOSTON UNIVERSITY	L, 23-45	Sept. 18, 2010	No. 8	NEW HAMPSHIRE	W, 28-25
Oct. 29, 1994	No. 25	NEW HAMPSHIRE	L, 7-13	Oct. 9, 2010	No. 4	at William and Mary	L, 7-26
Nov. 4, 1994	No. 23	at Hofstra	L, 16-42	Oct. 16, 2010	No. 2	at Delaware	L, 17-24
Sept. 16, 1995	No. 22	at New Hampshire	W, 10-7	Nov. 6, 2010	No. 3	VILLANOVA	W, 17-14
Oct. 7, 1995	No. 17	at William & Mary	L, 14-23	Nov. 13, 2010	No. 21	at Richmond	L, 6-15
Oct. 21, 1995	No. 15	CONNECTICUT	W, 24-19	Nov. 20, 2010	No. 19	MASSACHUSETTS	W, 37-34
Nov. 11, 1995	No. 8	HOFSTRA	L, 3-37	Oct. 11, 2011	No. 25	OLD DOMINION	L, 31-23
Nov. 18, 1995	No. 8	DELAWARE	L, 19-24	Oct. 15, 2011	No. 12	Maine	L, 27-21
Nov. 2, 1996	No. 16	at Villanova	L, 16-34	Oct. 29, 2011	No. 10	New Hampshire	L, 31-24
Nov. 16, 1996	No. 13	at Delaware	L, 27-43	Nov. 5, 2011	No. 19	William & Mary	W, 24-21
Nov. 1, 1997	No. 1	VILLANOVA	L, 15-37	Nov. 12, 2011	No. 20	James Madison	L, 31-13
Sept. 5, 1998	No. 14	WILLIAM & MARY	L, 13-21	Nov. 19, 2011	No. 8	Towson	L, 28-17
Oct. 17, 1998	No. 25	at Hofstra	L, 30-48	Sept. 22, 2012	No. 7	James Madison	L, 32-7
Oct. 24, 1998	No. 10	at Connecticut	L, 17-31	Oct. 20, 2012	No. 25	Delaware	L, 47-24
Nov. 7, 1998	No. 12	MASSACHUSETTS	L, 13-23	Oct. 27, 2012	No. 12	New Hampshire	L, 40-20
Sept. 18, 1999	No. 7	HOFSTRA	L, 13-28	Nov. 3, 2012	No. 22	Richmond	L, 39-0
Oct. 30, 1999	No. 20	at Massachusetts	L, 9-31	Nov. 10, 2012	No. 17	Towson	L, 41-10
Nov. 13, 1999	No. 25	at Delaware	L, 0-35	Sept. 7, 2013	No. 13	Stony Brook	L, 24-0
Sept. 2, 2000	No. 16	DELAWARE	L, 7-29	Oct. 12, 2013	No. 25	New Hampshire	L, 59-19
Sept. 23, 2000	No. 12	at Hofstra	L, 12-30	Nov. 16, 2013	No. 6	Maine	L, 41-0
Oct. 14, 2000	No. 8	JAMES MADISON	W, 7-6	Sept. 13, 2014	No. 19	Fordham	L, 54-7
Nov. 4, 2000	No. 13	RICHMOND	L, 10-13 (OT)	Oct. 11, 2014	No. 6	Villanova	L, 44-21
Aug. 30, 2001	No. 4	at Delaware	W, 10-7	Oct. 18, 2014	No. 19	Richmond	L, 37-0
Sept. 8, 2001	No. 4	HOFSTRA	W, 35-26	Nov. 8, 2014	No. 2	New Hampshire	L, 42-14
Oct. 13, 2001	No. 25	WILLIAM & MARY	W, 34-31	Sept. 19, 2015	No. 25	Harvard	L, 41-10
Nov. 2, 2001	No. 24	MAINE	L, 14-26	Oct. 17, 2015	No. 13	Richmond	L, 37-12
Sept. 7, 2002	No. 20	at Hofstra	L, 19-37				
Sept. 28, 2002	No. 3	at Maine	L, 14-26	<b>ALL-TIME RECORD VS. RANKED OPPONENTS</b>			<b>14-78 (.152)</b>
Nov. 9, 2002	No. 20	at William & Mary	L, 6-44				
Nov. 18, 2002	No. 4	at Villanova	L, 3-45				
Sept. 6, 2003	No. 13	FORDHAM	L, 28-63				
Sept. 13, 2003	No. 6	NORTHEASTERN	L, 39-42				
Oct. 11, 2002	No. 3	VILLANOVA	L, 17-21				
Oct. 18, 2003	No. 4	at Delaware	L, 10-55				
Nov. 22, 2003	No. 7	at Massachusetts	L, 17-31				
Oct. 16, 2004	No. 16	at William & Mary	L, 24-31				
Oct. 30, 2004	No. 23	VILLANOVA	L, 9-48				
Nov. 6, 2004	No. 8	NEW HAMPSHIRE	L, 3-27				
Sept. 17, 2005	No. 7	WILLIAM & MARY	W, 49-28				
Sept. 24, 2005	No. 24	at Massachusetts	L, 6-14				
Oct. 15, 2005	No. 8	at New Hampshire	L, 9-53				
Sept. 23, 2006	No. 18	DELAWARE	L, 17-24				
Oct. 7, 2006	No. 4	at James Madison	L, 23-35				
Oct. 14, 2006	No. 25	RICHMOND	L, 6-31				
Oct. 21, 2006	No. 3	at Massachusetts	L, 16-41				
Oct. 28, 2006	No. 15	MAINE	W, 3-0				
Nov. 11, 2006	No. 13	NEW HAMPSHIRE	L, 21-63				
Sept. 15, 2007	No. 10	at Delaware	L, 9-38				
Sept. 22, 2007	No. 15	HOFSTRA	L, 24-37				
Oct. 13, 2007	No. 9	JAMES MADISON	L, 27-44				
Oct. 20, 2007	No. 18	at Richmond	L, 6-38				
Oct. 27, 2007	No. 8	at New Hampshire	L, 36-49				
Nov. 3, 2007	No. 3	MASSACHUSETTS	W, 12-6 (OT)				
Sept. 13, 2008	No. 10	NEW HAMPSHIRE	L, 43-51				
Oct. 4, 2008	No. 25	BROWN	W, 37-13				
Oct. 18, 2008	No. 10	VILLANOVA	L, 7-44				
Oct. 25, 2008	No. 23	at William and Mary	L, 24-34				
Nov. 1, 2008	No. 15	MASSACHUSETTS	L, 0-49				
Nov. 15, 2008	No. 21	MAINE	L, 7-37				
Sept. 19, 2009	No. 17	at Massachusetts	L, 10-30				

# ALL-TIME SERIES RECORDS

Opponent	W	L	T	1st Mtg.	Last Mtg.	Home	Away	Neut.	Opponent	W	L	T	1st Mtg.	Last Mtg.	Home	Away	Neut.
Air Force	1	0	0	1973	1973	0-0	0-0	1-0	Lowell Textile	5	4	0	1922	1941	5-2	0-2	0-0
Akron	1	0	0	1985	1985	1-0	0-0	0-0	Maine	34	57	3	1911	2015	15-20-1	19-37-2	0-0
Albany	1	2	0	2013	2015	0-1	1-1	0-0	Marshall	0	1	0	2014	2014	0-0	0-1	0-0
American International	3	0	0	1936	1996	3-0	0-0	0-0	Massachusetts	37	48	3	1903	2011	19-24	18-23-2	0-1
Amherst	0	1	0	1913	1913	0-0	0-1	0-0	Merrimack	1	0	0	2006	2006	1-0	0-0	0-0
Army	0	1	0	2007	2007	0-0	0-1	0-0	Monmouth	1	1	0	2008	2012	1-0	0-1	0-0
Arnold	4	0	0	1929	1933	4-0	0-0	0-0	Montana State	0	1	0	1984	1984	0-0	0-1	0-0
Ball State	0	1	0	1983	1983	0-0	0-1	0-0	Morgan State	0	1	0	1999	1999	0-1	0-0	0-0
Bates	2	4	1	1921	1950	2-2	0-2-1	0-0	New Hampshire	28	57	5	1905	2015	19-24-2	9-33-3	0-0
Boise State	0	2	0	1981	1993	0-0	0-2	0-0	New London High School	0	1	0	1897	1897	0-0	0-1	0-0
Boston College	2	5	0	1909	2008	2-1	1-3	0-0	New London Sub Base	0	1	0	1921	1921	0-0	0-1	0-0
Boston University	13	29	0	1919	1997	7-13	6-16	0-0	Newport Naval Training Station	1	0	0	1928	1928	1-0	0-0	0-0
Bowdoin	0	1	0	1921	1921	0-0	0-1	0-0	New York University	0	5	1	1909	1923	0-1	0-4-1	0-0
Bowling Green	0	1	0	2012	2012	0-0	0-1	0-0	Northeastern	29	26	2	1934	2009	18-11	11-15-2	0-0
Brandeis	3	0	0	1957	1959	1-0	2-0	0-0	Norwich	1	0	0	1911	1911	1-0	0-0	0-0
Bridgeport	1	0	0	1974	1974	1-0	0-0	0-0	Old Dominion	0	2	0	2011	2013	0-1	0-1	0-0
Brooklyn	5	0	0	1933	1952	4-0	1-0	0-0	Pawtucket Athletic Club	1	0	0	1912	1912	1-0	0-0	0-0
Brown	26	72	2	1909	2015	8-7	18-65-2	0-0	Pawtucket High School	2	0	0	1895	1897	2-0	0-0	0-0
Brown Freshman	2	3	0	1898	1905	2-3	0-0	0-0	Providence	2	6	1	1931	1941	0-0	0-4	2-2-1
Brown Seconds	0	0	2	1905	1906	0-0-2	0-0	0-0	Providence High School	1	1	0	1896	1898	1-1	0-0	0-0
Brown Sophomores	1	1	0	1901	1905	1-1	0-0	0-0	Quonset Air Station	1	0	0	1948	1948	1-0	0-0	0-0
Bryant	1	0	0	2002	2002	1-0	0-0	0-0	Richmond	6	16	0	1984	2015	4-6	2-10	0-0
Bryant & Stratton	2	0	0	1906	1908	2-0	0-0	0-0	Rogers High School	1	0	1	1900	1913	1-0	0-0-1	0-0
Bucknell	1	1	0	1966	1967	1-0	0-1	0-0	Rutgers	0	1	0	1945	1945	0-0	0-1	0-0
Buffalo	0	4	0	1949	2010	0-2	0-2	0-0	South Kingstown High School	1	0	0	1898	1898	1-0	0-0	0-0
Camp Street Athletics	0	1	0	1896	1896	0-1	0-0	0-0	Southern Connecticut	5	0	0	1968	1986	5-0	0-0	0-0
Central Connecticut St.	3	1	0	2004	2014	2-0	1-1	0-0	Springfield	11	8	2	1904	1982	5-5-1	6-3-1	0-0
Cincinnati	0	1	0	2003	2003	0-0	0-1	0-0	St. Andrew's	4	0	0	1907	1910	4-0	0-0	0-0
CCNY	1	3	0	1924	1927	1-1	0-2	0-0	St. Mary's (N.S.)	1	0	0	1975	1975	1-0	0-0	0-0
Coast Guard	12	1	0	1922	1947	8-0	4-1	0-0	St. Stevens	1	2	0	1915	1922	1-1	0-1	0-0
Coast Guard Destroyer	0	1	0	1928	1928	0-0	0-0	0-1	Stony Brook	0	3	0	2013	2015	0-2	0-1	0-0
Colby	0	1	0	1913	1913	0-0	0-1	0-0	Syracuse	0	3	0	2002	2015	0-0	0-3	0-0
Colgate	0	1	0	1916	1916	0-0	0-1	0-0	Temple	0	11	0	1949	1975	0-4	0-7	0-0
Connecticut	34	51	8	1897	2009	20-20-3	14-31-5	0-0	Thibodeau Academy	1	0	0	1904	1904	1-0	0-0	0-0
Cortland State	1	0	0	1969	1969	1-0	0-0	0-0	Towson	7	8	0	1986	2015	3-4	4-4	0-0
C.W. Post	0	1	0	1975	1975	0-1	0-0	0-0	Trinity	0	1	0	1905	1905	0-0	0-0	0-1
Dean Academy	1	2	1	1898	1907	1-2-1	0-0	0-0	Tufts	3	0	0	1910	1937	1-0	2-0	0-0
Delaware	9	22	0	1922	2015	6-8	3-14	0-0	Union	0	1	1	1915	1920	0-0	0-1-1	0-0
Delaware State	1	1	0	1994	1995	0-1	1-0	0-0	Vermont	9	8	1	1942	1974	4-5	5-3-1	0-0
East Greenwich Academy	3	0	0	1898	1914	3-0	0-0	0-0	Villanova	3	18	0	1988	2015	2-7	1-11	0-0
Fall River/Durfee High School	1	0	1	1903	1904	1-0-1	0-0	0-0	Virginia Tech	0	1	0	1980	1980	0-0	0-1	0-0
Florida A&M	0	2	0	1979	1981	0-0	0-2	0-0	Virginia Union	1	0	0	1978	1978	1-0	0-0	0-0
Fordham	5	8	0	1912	2014	3-2	2-6	0-0	VMI	0	1	0	1977	1977	0-0	0-1	0-0
Fort Adams	2	0	0	1913	1916	2-0	0-0	0-0	Wesleyan	0	3	3	1914	1920	0-0	0-3-3	0-0
Fort Greble	1	0	0	1912	1912	1-0	0-0	0-0	Westerly Athletic Association	1	0	0	1898	1898	1-0	0-0	0-0
Fort Kerney	1	0	0	1917	1917	1-0	0-0	0-0	Westerly High School	2	0	1	1898	1904	2-0-1	0-0	0-0
Friends School	1	4	1	1895	1903	1-2	0-2-1	0-0	Western Maryland	0	1	0	1925	1925	0-0	0-1	0-0
Furman	0	1	0	1985	1985	0-0	0-1	0-0	William & Mary	3	13	0	1994	2013	3-6	0-7	0-0
Georgia State	0	1	0	2012	2012	0-1	0-0	0-0	Worcester Tech	18	12	4	1903	1942	9-7-1	9-5-3	0-0
Hampton	2	0	0	1972	2001	1-0	1-0	0-0									
Harvard	0	2	0	1923	2015	0-1	0-1	0-0									
Hofstra	6	18	0	1953	2009	4-8	2-10	0-0									
Holy Cross	1	9	0	1917	1980	0-0	0-8	0-0									
Howard	2	0	0	1984	1985	2-0	0-0	0-0									
Idaho State	0	1	0	1981	1981	0-0	0-1	0-0									
Jacksonville St.	0	1	0	1955	1955	0-0	0-0	0-1									
James Madison	3	8	0	1987	2012	2-3	1-5	0-0									
Kings Point	3	0	1	1977	1981	2-0-1	1-0	0-0									
Lafayette	3	0	0	1982	1985	2-0	1-0	0-0									
Lehigh	3	2	0	1977	1985	1-1	2-1	0-0									

## ALL-TIME RECORD

390-595-43

## HOME

239-216-14

## AWAY

148-373-28

## Neutral

3-6-1

# ALL-TIME YEAR-BY-YEAR RESULTS

## 1895 1-1

<b>Home 1-0, Away 0-1</b>		<b>Head Coach: None</b>
Oct. 24	Patwucket High School	W, 6-0
Nov. 16	at Friends School	L, 0-10

## 1896 0-4

<b>Home 0-3, Away 0-1</b>		<b>Head Coach: N/A</b>
Oct. 11	Friends School	L, 0-8
Oct. 18	Camp Street Athletics	L, 0-8
Oct. 25	Providence High School	L, 0-2
Jan. 15	at Friends School	L, 6-18

## 1897 1-2

<b>Home 1-0, Away 0-2</b>		<b>Head Coach: N/A</b>
Oct. 16	at New London High School	L, 0-6
Oct. 23	at Connecticut*	L, 8-22
Nov. 13	Patwucket High School	W, 22-0

\*First game against collegiate competition

## 1898 5-0

<b>Home 5-0, Away 0-0</b>		<b>Head Coach: Marshall Tyler</b>
Oct. 7	Westerly High School	W, 12-6
Oct. 15	Westerly Athletic Assoc.	W, 33-0
Oct. 29	Providence High School	W, 16-0
Nov. 5	Brown Freshmen	W, 5-0
Nov. 12	East Greenwich Academy	W, 2-0

## 1899 2-3-1

<b>Home 2-2-1, Away 0-1</b>		<b>Head Coach: Marshall Tyler</b>
Oct. 1	Dean Academy	W, 11-0
Oct. 14	Brown Freshmen	L, 5-6
Oct. 18	Westerly High School	T, 0-0
Nov. 8	South Kingston H.S.	W, 22-0
Nov. 11	Friends School	L, 6-27
Nov. 18	at Connecticut	L, 0-17

## 1900 0-1-2

<b>Home 0-1, Away 0-0-2</b>		<b>Head Coach: Marshall Tyler</b>
Oct. 14	at Rogers High School	T, 5-5
Oct. 21	Connecticut	L, 0-43
Oct. 28	at Friends School	T, 0-0

## 1901 0-2

<b>Home 0-1, Away 0-1</b>		<b>Head Coach: Marshall Tyler</b>
Nov. 3	at Connecticut	L, 0-27
Nov. 17	Brown Sophomores	L, 0-10

## 1902 No Team

## 1903 2-4-1

<b>Head Coach: Marshall Tyler</b>		
Oct. 3	Fall River High School	T, 0-0
Oct. 14	Massachusetts	L, 0-46
Oct. 17	Brown Freshmen	L, 0-22
Oct. 24	Friends School	W, 5-0
(forfeit)		
Oct. 31	Worcester Tech	L, 0-45
Nov. 7	Dean Academy	L, 0-30
Nov. 14	Connecticut	W, 11-6

## 1904 3-3-1

<b>Head Coach: Marshall Tyler</b>		
Sept. 28	Westerly High School	W, 54-0
Oct. 1	Springfield	L, 0-27
Oct. 8	Durfee High School	W, 28-0
Oct. 15	Thibodeau Academy	W, 32-0
Oct. 29	Dean Academy	L, 0-28
Nov. 12	Brown Freshmen	L, 0-7
Nov. 19	Connecticut	T, 10-10

## 1905 3-3-1

<b>Head Coach: Marshall Tyler</b>		
Sept. 23	at New Hampshire	L, 0-6
Oct. 4	East Greenwich Academy	W, 10-0
Oct. 7	Massachusetts	L, 0-11
Oct. 21	Brown Seconds	T, 5-5
Oct. 28	Brown Freshmen	W, 40-0
Nov. 4	Brown Sophomores	W, 34-0
Nov. 11	Trinity	L, 29-12

## 1906 1-2-1

<b>Head Coach: Marshall Tyler</b>		
Oct. 6	Brown Seconds	T, 0-0
Oct. 13	Springfield	L, 0-33
Oct. 20	New Hampshire	L, 0-20
Nov. 3	Bryant & Stratton	W, 14-0

## 1907 3-1-2

<b>Home 2-0-1, Away 1-1-1</b>		<b>Head Coach: Marshall Tyler</b>
Oct. 5	at Massachusetts	L, 0-11
Oct. 12	Dean Academy	T, 0-0
Oct. 19	at Worcester Tech	W, 14-0
Nov. 2	at New Hampshire	T, 6-6
Nov. 9	St. Andrew's	W, 6-0
Nov. 26	Connecticut	W, 42-0

## 1908 4-2

<b>Home 3-1, Away 1-1</b>		<b>Head Coach: Marshall Tyler</b>
Sept. 25	at Massachusetts	L, 0-2
Oct. 10	Worcester Tech	L, 0-4
Oct. 17	St. Andrew's	W, 21-0
Oct. 24	Bryant & Stratton	W, 6-0
Nov. 14	New Hampshire	W, 12-0
Nov. 20	at Connecticut	W, 12-10

## 1909 3-4

<b>Home 3-1, Away 0-3</b>		<b>Head Coach: George Cobb</b>
Sept. 29	at Brown	L, 0-6
Oct. 9	New York University	L, 0-7
Oct. 16	Boston College	W, 9-0
Oct. 30	at Worcester Tech	L, 0-11
Nov. 6	St. Andrew's	W, 13-0
Nov. 13	at New Hampshire	L, 5-11
Nov. 20	Connecticut	W, 51-0

## 1910 5-1-1

<b>Home 3-0, Away 2-1-1</b>		<b>Head Coach: George Cobb</b>
Sept. 24	at Massachusetts	T, 0-0
Oct. 1	at Tufts	W, 5-0
Oct. 5	at Brown	L, 0-5
Oct. 22	St. Andrew's	W, 22-0
Oct. 29	at Connecticut	W, 33-0
Nov. 5	Worcester Tech	W, 10-0
Nov. 12	New Hampshire	W, 6-0

## 1911 5-2-1

<b>Home 2-0, Away 3-2-1</b>		<b>Head Coach: George Cobb</b>
Sept. 23	at Massachusetts	W, 5-0
Sept. 30	at Maine	W, 3-0
Oct. 4	at Brown	L, 0-12
Oct. 14	Norwich	W, 3-0
Oct. 21	at New York University	T, 0-0
Oct. 28	at New Hampshire	W, 9-8
Nov. 4	at Worcester Tech	L, 0-3
Nov. 11	Boston College	W, 25-0

## 1912 6-3

<b>Home 4-0, Away 2-3</b>		<b>Head Coach: Robert W. Bingham</b>
Sept. 21	at Massachusetts	W, 7-0
Sept. 28	Pawtucket Athletic Club	W, 20-0
Oct. 5	at Brown	L, 0-14
Oct. 12	at Maine	L, 0-18
Oct. 19	at Fordham	W, 6-0
Oct. 26	Worcester Tech	W, 27-0
Nov. 2	New Hampshire	W, 25-0
Nov. 9	Fort Greble	W, 14-6
Nov. 16	at New York University	L, 7-14

## 1913 2-6

<b>Home 2-0, Away 0-6</b>		<b>Head Coach: George Cobb</b>
Sept. 27	at Amherst	L, 0-10
Oct. 4	at Brown	L, 0-19
Oct. 11	at Maine	L, 0-44
Oct. 18	at Colby	L, 6-10
Oct. 25	Fort Adams	W, 13-0
Nov. 1	at New Hampshire	L, 0-13
Nov. 8	Rogers High School	W, 19-0
Nov. 15	at Boston College	L, 0-27

## 1914 2-3-3

<b>Home 2-1-1, Away 0-2-2</b>		<b>Head Coach: George Cobb</b>
Sept. 26	at Wesleyan	T, 0-0
Oct. 3	at Brown	L, 0-20
Oct. 10	Boston College	L, 0-21
Oct. 17	East Greenwich Academy	W, 6-0
Oct. 24	at Fordham	L, 0-21
Oct. 31	New Hampshire	W, 7-0
Nov. 7	Worcester Tech	T, 6-6
Nov. 14	at New Hampshire	T, 0-0

## 1915 3-5

<b>Home 2-0, Away 1-5</b>		<b>Head Coach: Jim Baldwin</b>
Sept. 25	at Brown	L, 0-38
Oct. 2	at Wesleyan	L, 0-12
Oct. 16	at Worcester Tech	L, 0-6
Oct. 23	at Connecticut	W, 9-7
Oct. 30	at Union	L, 0-3
Nov. 6	St. Stephens	W, 47-0
Nov. 13	at Fordham	L, 0-7
Nov. 22	New Hampshire	W, 10-0

## 1916 3-4-1

<b>Home 2-0, Away 1-4-1</b>		<b>Head Coach: Jim Baldwin</b>
Sept. 23	Fort Adams	W, 69-0
Sept. 30	at Brown	L, 0-18
Oct. 7	at Wesleyan	T, 3-3
Oct. 14	at Maine	W, 13-0
Oct. 21	at Colgate	L, 0-33
Oct. 28	Connecticut	W, 13-6
Nov. 4	at Boston College	L, 0-39
Nov. 18	at New Hampshire	L, 0-12

## 1917 2-4-2

<b>Home 1-0-1, Away 1-4-1</b>		<b>Head Coach: Fred Murray</b>
Sept. 29	at Brown	L, 0-27
Oct. 6	at Wesleyan	T, 0-0
Oct. 13	at Worcester Tech	W, 30-0
Oct. 20	New Hampshire	T, 0-0
Oct. 27	at Holy Cross	L, 0-13
Nov. 3	at Boston College	L, 0-48
Nov. 10	at New York University	L, 6-9
Nov. 17	Fort Kearney	W, 12-0

## 1918 No Team - World War I

# ALL-TIME YEAR-BY-YEAR RESULTS

## 1919 0-7-1

Home	0-2, Away 0-5-1	Head Coach: Fred Murray	
Sept. 27	at Brown		L, 0-27
Oct. 11	at Wesleyan		L, 0-35
Oct. 18	at Boston University		L, 6-14
Oct. 25	at St. Stephens		L, 2-31
Nov. 1	at Holy Cross		L, 3-29
Nov. 8	Massachusetts		L, 11-19
Nov. 15	at Worcester Tech		T, 6-6
Nov. 22	Connecticut		L, 3-7

## 1920 0-4-4

Home	0-2, Away 0-2-4	Head Coach: Frank Keaney	
Sept. 25	at Brown		L, 0-25
Oct. 2	at Wesleyan		L, 0-20
Oct. 16	at Maine		T, 7-7
Oct. 23	Boston University		L, 0-7
Oct. 30	at Union		T, 7-7
Nov. 6	at Massachusetts		T, 7-7
Nov. 13	Worcester Tech		L, 0-7
Nov. 20	at Connecticut		T, 0-0

## 1921 3-5

Home	2-0, Away 1-5	Head Coach: Frank Keaney	
Sept. 17	at New London Sub Base		L, 0-13
Sept. 24	at Brown		L, 0-6
Oct. 1	at Bowdoin		L, 0-9
Oct. 15	at Maine		L, 3-7
Oct. 22	at Worcester Tech		W, 27-0
Oct. 29	at Boston University		L, 0-14
Nov. 5	Massachusetts		W, 7-2
Nov. 12	at Bates	Cancelled - Snow	
Nov. 19	Connecticut		W, 27-21

## 1922 4-4

Home	2-2, Away 2-2	Head Coach: Frank Keaney	
Sept. 23	at Coast Guard Academy		W, 12-0
Sept. 30	at Brown		L, 0-27
Oct. 14	St. Stephens		L, 6-7
Oct. 21	Delaware		W, 7-0
Oct. 28	at New York University		L, 7-23
Nov. 4	Worcester Tech		W, 19-0
Nov. 11	Lowell Textile		L, 3-6
Nov. 18	at Connecticut		W, 12-7

## 1923 1-5-1

Home	1-1, Away 0-4-1	Head Coach: Frank Keaney	
Sept. 22	at Maine		L, 0-14
Oct. 6	at Harvard		L, 0-35
Oct. 13	at New Hampshire		L, 0-13
Oct. 27	at New York University		L, 0-21
Nov. 3	at Worcester Tech		T, 0-0
Nov. 10	Coast Guard Academy		W, 13-0
Nov. 17	Connecticut		L, 0-7

## 1924 0-7

Home	0-4, Away 0-3	Head Coach: Frank Keaney	
Sept. 27	Maine		L, 0-37
Oct. 11	New Hampshire		L, 6-17
Oct. 18	Lowell Textile		L, 0-6
Oct. 25	at CCNY		L, 0-13
Nov. 1	Worcester Tech (HC)*		L, 9-14
Nov. 8	at Bates		L, 7-13
Nov. 15	at Connecticut		L, 0-22

\* First Homecoming

## 1925 2-5-1

Home	2-1-1, Away 0-4	Head Coach: Frank Keaney	
Sept. 26	at Brown		L, 0-33
Oct. 3	at Western Maryland		L, 0-7
Oct. 10	Lowell Textile		W, 12-0
Oct. 17	at New Hampshire		L, 0-26
Oct. 24	CCNY		W, 12-0
Oct. 31	at Worcester Tech		L, 18-26
Nov. 7	Bates		L, 0-13
Nov. 14	Connecticut (HC)		T, 0-0

## 1926 1-6

Home	1-2, Away 0-4	Head Coach: Frank Keaney	
Sept. 26	at Brown		L, 0-14
Oct. 2	Maine		L, 0-7
Oct. 9	at Lowell Textile		L, 0-7
Oct. 16	New Hampshire (HC)		L, 6-7
Oct. 23	at CCNY		L, 0-29
Nov. 6	Worcester Tech		W, 26-7
Nov. 13	at Connecticut		L, 0-33

## 1927 5-3

Home	3-1, Away 2-2	Head Coach: Frank Keaney	
Sept. 24	at Brown		L, 0-27
Oct. 1	at Maine		L, 0-27
Oct. 8	Lowell Textile		W, 26-0
Oct. 15	at New Hampshire		W, 20-18
Oct. 22	CCNY		L, 19-20
Oct. 29	at Worcester Tech		W, 20-14
Nov. 5	Coast Guard Academy		W, 14-6
Nov. 12	Connecticut (HC)		W, 12-0

## 1928 2-7

Home	2-3, Away 0-4	Head Coach: Frank Keaney	
Sept. 22	Coast Guard Destroyer*		L, 0-7
Sept. 29	at Maine		L, 6-20
Oct. 6	Coast Guard Academy		W, 6-0
Oct. 13	New Hampshire (HC)		L, 0-12
Oct. 20	Newport Naval Training Station		W, 7-0
Oct. 27	at Lowell Textile		L, 0-21
Nov. 10	Worcester Tech		L, 0-13
Nov. 17	at Connecticut		L, 0-24
Nov. 24	at Brown		L, 7-33

\* First Game at Meade Stadium

## 1929 5-2-1

Home	3-0, Away 2-2-1	Head Coach: Frank Keaney	
Sept. 21	Arnold		W, 19-0
Sept. 28	at Maine		L, 0-6
Oct. 5	at Brown		L, 6-14
Oct. 19	at Bates		T, 6-6
Oct. 26	Lowell Textile		W, 26-7
Nov. 2	at Coast Guard Academy		W, 26-0
Nov. 9	at Worcester Tech		W, 39-0
Nov. 16	Connecticut (HC)		W, 19-6

## 1930 5-2-1

Home	5-0, Away 0-2-1	Head Coach: Frank Keaney	
Sept. 20	Arnold		W, 38-0
Sept. 27	at Brown		L, 0-7
Oct. 4	at Maine		L, 12-13
Oct. 18	Bates		W, 14-0
Oct. 25	Coast Guard Academy		W, 27-0
Nov. 1	Boston University		W, 14-0
Nov. 8	Worcester Tech (HC)		W, 45-0
Nov. 15	at Connecticut		T, 0-0

## 1931 4-4

Home	2-0, Away 2-4	Head Coach: Frank Keaney	
Sept. 26	at Maine		W, 8-7
Oct. 3	at Brown		L, 0-18
Oct. 17	at Bates		L, 0-3
Oct. 24	Coast Guard Academy (HC)		W, 33-7
Oct. 31	at Boston University		L, 7-25
Nov. 7	at Worcester Tech		W, 34-0
Nov. 14	Connecticut		W, 14-0
Nov. 28	at Providence		L, 0-6

## 1932 2-5-1

Home	1-3, Away 1-2-1	Head Coach: Frank Keaney	
Sept. 24	at Maine		L, 0-12
Oct. 1	at Brown		L, 0-19
Oct. 8	Boston University		L, 0-7
Oct. 15	Bates		L, 0-6
Oct. 22	Arnold		W, 6-0
Oct. 29	at Coast Guard Academy		W, 13-0
Nov. 5	Worcester Tech (HC)		L, 0-12
Nov. 12	at Connecticut		T, 19-19

## 1933 6-2

Home	4-1, Away 2-1	Head Coach: Frank Keaney	
Sept. 23	Brooklyn		W, 12-0
Sept. 30	at Maine		W, 6-0
Oct. 7	at Brown		L, 0-26
Oct. 14	Arnold		W, 13-6
Oct. 21	Massachusetts		L, 12-14
Oct. 28	Coast Guard Academy		W, 20-12
Nov. 4	at Worcester Tech		W, 20-7
Nov. 11	Connecticut (HC)		W, 20-7

## 1934 6-3

Home	2-1, Away 4-2	Head Coach: Frank Keaney	
Sept. 22	Brooklyn		W, 31-0
Sept. 29	at Maine		W, 6-0
Oct. 6	at Brown		L, 0-13
Oct. 13	Northeastern		L, 0-6
Oct. 20	at Massachusetts		W, 7-0
Oct. 27	at Coast Guard Academy		W, 19-0
Nov. 3	Worcester Tech (HC)		W, 44-0
Nov. 10	at Connecticut		W, 19-0
Nov. 17	at Providence		L, 7-21

## 1935 4-4-1

Home	2-1, Away 2-3-1	Head Coach: Frank Keaney	
Sept. 21	at Holy Cross		L, 0-32
Sept. 28	at Maine		L, 0-7
Oct. 5	at Brown		W, 13-7
Oct. 12	at Northeastern		T, 6-6
Oct. 19	Massachusetts		L, 6-7
Oct. 26	Coast Guard Academy		W, 13-7
Nov. 2	at Worcester Tech		W, 23-6
Nov. 9	Connecticut (HC)		W, 7-0
Nov. 16	at Providence		L, 0-13

## 1936 5-4

Home	3-0, Away 2-3, Neutral 0-1	Head Coach: Frank Keaney	
Sept. 19	American International		W, 38-0
Sept. 26	at Maine		W, 7-0
Oct. 3	at Brown		L, 6-7
Oct. 10	Tufts		W, 7-0
Oct. 17	vs. Massachusetts!		L, 8-13
Oct. 24	at Northeastern		L, 12-15
Oct. 31	Worcester Tech (HC)		W, 19-0
Nov. 7	at Connecticut		L, 0-33
Nov. 13	at Providence!		W, 19-0

! Night game at Cranston Stadium (R.I.)

# ALL-TIME YEAR-BY-YEAR RESULTS

## 1937 3-4-1

<b>Home 1-2, Away 2-2-1</b>	<b>Head Coach: Frank Keaney</b>	
Sept. 25	at Maine	T, 0-0
Oct. 2	at Brown	L, 6-13
Oct. 9	at Tufts	W, 14-7
Oct. 16	Massachusetts	W, 12-6
Oct. 23	Northeastern	L, 6-8
Oct. 30	at Worcester Tech	L, 2-12
Nov. 6	Connecticut (HC)	L, 7-13
Nov. 12	at Providence	W, 13-3

## 1938 4-4

<b>Home 1-1, Away 3-3</b>	<b>Head Coach: Frank Keaney</b>	
Sept. 24	at Maine	W, 14-6
Oct. 1	at Holy Cross	L, 13-48
Oct. 8	American International	W, 31-0
Oct. 15	at Massachusetts	W, 20-0
Oct. 22	at Brown	L, 21-40
Oct. 29	Worcester Tech (HC)	L, 14-19
Nov. 5	at Connecticut	W, 21-20
Nov. 11	at Providence	L, 7-19

## 1939 3-4-1

<b>Home 2-1, Away 1-3-1</b>	<b>Head Coach: Frank Keaney</b>	
Sept. 22	at Providence	L, 0-6
Sept. 30	at Brown	L, 0-34
Oct. 7	at Maine	L, 0-14
Oct. 14	Brooklyn	W, 40-0
Oct. 21	Massachusetts	W, 23-20
Oct. 28	at Northeastern	W, 7-6
Nov. 4	at Worcester Tech	T, 7-7
Nov. 11	Connecticut (HC)	L, 14-20

## 1940 5-3

<b>Home 3-0, Away 2-3</b>	<b>Head Coach: Frank Keaney</b>	
Sept. 21	Northeastern	W, 10-0
Sept. 28	at Maine	L, 0-7
Oct. 5	at Brown	L, 17-20
Oct. 12	Lowell Textile	W, 48-0
Oct. 19	at Massachusetts	W, 9-3
Oct. 23	at Providence	L, 0-25
Nov. 2	Worcester Tech (HC)	W, 18-0
Nov. 9	at Connecticut	W, 13-12

## 1941 5-2-1

<b>Home 3-0, Away 2-2-1</b>	<b>Head Coach: Bill Beck</b>	
Sept. 20	at Coast Guard Academy	L, 0-38
Sept. 27	at Maine	W, 20-13
Oct. 4	Lowell Textile	W, 39-0
Oct. 11	at Brown	L, 7-14
Oct. 18	Massachusetts	W, 34-6
Oct. 22	at Providence	T, 0-0
Nov. 1	at Worcester Tech	W, 6-0
Nov. 8	Connecticut (HC)	W, 6-0

## 1942 3-3

<b>Home 1-0, Away 2-3</b>	<b>Head Coach: Paul Cieurzo</b>	
Sept. 26	at Vermont	W, 70-13
Oct. 3	at Brown	L, 0-28
Oct. 17	at Massachusetts	W, 21-6
Oct. 24	at New Hampshire	L, 13-14
Oct. 31	Worcester Tech (HC)	W, 66-13
Nov. 7	at Connecticut	L, 6-13

## 1943 No Team - World War II

## 1944 No Team - World War II

## 1945 2-1

<b>Home 1-0, Away 1-1</b>	<b>Head Coach: Paul Cieurzo</b>	
Oct. 13	at Maine	W, 10-7
Oct. 20	at Rutgers	L, 7-39
Nov. 3	Boston University	W, 30-0

## 1946 2-4

<b>Home 0-1, Away 2-3</b>	<b>Head Coach: Bill Beck</b>	
Sept. 28	at Maine	W, 14-13
Oct. 5	at New Hampshire	L, 12-25
Oct. 12	at Brown	L, 0-29
Oct. 19	at Massachusetts	W, 14-6
Oct. 26	at Boston University	L, 6-29
Nov. 9	Connecticut (HC)	L, 0-33

## 1947 3-4

<b>Home 2-2, Away 1-2</b>	<b>Head Coach: Bill Beck</b>	
<b>Yankee Conference: 1-3 (4th)</b>		
Sept. 27	Maine	L, 13-33
Oct. 4	New Hampshire	L, 7-33
Oct. 11	at Brown	L, 6-55
Oct. 18	at Massachusetts	W, 20-13
Oct. 25	Coast Guard Academy	W, 27-7
Nov. 1	Massachusetts	W, 38-13
Nov. 8	at Connecticut	L, 0-23

## 1948 2-4-1

<b>Home 2-1, Away 0-3-1</b>	<b>Head Coach: Bill Beck</b>	
<b>Yankee Conference: 1-3 (4th)</b>		
Sept. 18	Quonset Air Station	W, 56-0
Sept. 25	at Maine	L, 7-13
Oct. 2	at New Hampshire	L, 7-19
Oct. 9	at Brown	L, 0-33
Oct. 16	Massachusetts	W, 19-12
Oct. 30	at Springfield	T, 21-21
Nov. 6	Connecticut (HC)	L, 6-28

## 1949 0-8

<b>Home 0-4, Away 0-4</b>	<b>Head Coach: Bill Beck</b>	
<b>Yankee Conference: 0-4 (4th)</b>		
Sept. 24	Maine	L, 7-19
Oct. 1	New Hampshire	L, 20-28
Oct. 8	at Brown	L, 0-46
Oct. 15	at Massachusetts	L, 19-32
Oct. 22	at Temple	L, 6-47
Oct. 29	Springfield (HC)	L, 13-34
Nov. 5	at Connecticut	L, 0-23
Nov. 12	Buffalo	L, 7-39

## 1950 3-5

<b>Home 3-0, Away 0-5</b>	<b>Head Coach: Hal Kopp</b>	
<b>Yankee Conference: 2-3 (3rd)</b>		
Sept. 23	Bates	W, 34-7
Sept. 30	at Maine	L, 0-13
Oct. 7	at New Hampshire	L, 14-27
Oct. 14	at Brown	L, 13-55
Oct. 21	Massachusetts	W, 38-27
Oct. 28	at Buffalo	L, 12-33
Nov. 4	at Springfield	L, 0-32
Nov. 18	Connecticut (HC)	W, 14-7

## 1951 3-5

<b>Home 3-1, Away 0-4</b>	<b>Head Coach: Ed Doherty</b>	
<b>Yankee Conference: 1-3 (4th)</b>		
Sept. 22	at Northeastern	L, 0-21
Sept. 29	Maine	L, 0-12
Oct. 6	New Hampshire	W, 27-0
Oct. 13	at Brown	L, 13-20
Oct. 20	at Massachusetts	L, 7-40
Nov. 3	Springfield (HC)	W, 25-19
Nov. 10	Brooklyn	W, 52-0
Nov. 17	at Connecticut	L, 6-21

## 1952 7-1

<b>Home 3-0, Away 4-1</b>	<b>Head Coach: Hal Kopp</b>	
<b>Yankee Conference: 3-1 (t-1st)</b>		
Sept. 20	Northeastern	W, 32-0
Sept. 27	at Maine	L, 0-13
Oct. 4	at New Hampshire	W, 27-7
Oct. 11	at Brown	W, 7-6
Oct. 18	Massachusetts	W, 26-7
Nov. 1	at Springfield	W, 40-20
Nov. 8	at Brooklyn	W, 55-7
Nov. 15	Connecticut	W, 28-25

## 1953 6-2

<b>Home 2-1, Away 4-1</b>	<b>Head Coach: Hal Kopp</b>	
Sept. 20	at Northeastern	W, 13-7
Sept. 27	Maine	W, 13-6
Oct. 3	New Hampshire (HC)	L, 13-14
Oct. 10	at Brown	W, 19-13
Oct. 17	at Massachusetts	W, 41-14
Oct. 24	at Hofstra	L, 12-27
Oct. 31	Springfield	W, 18-6
Nov. 14	at Connecticut	W, 19-13

## 1954 6-2

<b>Home 4-0, Away 2-2</b>	<b>Head Coach: Hal Kopp</b>	
<b>Yankee Conference: 3-1 (2nd)</b>		
Sept. 18	Northeastern	W, 13-7
Sept. 25	at Maine	W, 14-7
Oct. 2	at New Hampshire	L, 7-33
Oct. 9	at Brown	L, 0-35
Oct. 16	Massachusetts	W, 52-6
Oct. 23	Hofstra	W, 46-14
Oct. 30	at Springfield	W, 13-9
Nov. 13	Connecticut (HC)	W, 20-0

## 1955 6-1-2

<b>Home 2-0-1, Away 4-0-1, Neutral 0-1</b>	<b>Head Coach: Hal Kopp</b>	
<b>Yankee Conference: 4-0-1 (1st)</b>		
Sept. 17	at Northeastern	T, 13-13
Sept. 24	Maine	W, 7-0
Oct. 1	New Hampshire	T, 13-13
Oct. 8	at Vermont	W, 16-0
Oct. 15	at Massachusetts	W, 39-15
Oct. 22	at Brown	W, 19-7
Oct. 29	Springfield (HC)	W, 20-7
Nov. 12	at Connecticut	W, 25-0
Dec. 4	vs. Jacksonville State!	L, 10-12
! Refrigerator Bowl (Evansville, Ind.)		

## 1956 2-6

<b>Home 2-2, Away 0-4</b>	<b>Head Coach: Herb Maack</b>	
<b>Yankee Conference: 1-4 (6th)</b>		
Sept. 22	Northeastern	W, 13-12
Sept. 29	at Maine	L, 7-40
Oct. 6	at New Hampshire	L, 7-13
Oct. 13	Vermont	L, 13-39
Oct. 20	Massachusetts	W, 34-13
Oct. 27	at Brown	L, 7-27
Nov. 3	at Springfield	L, 0-40
Nov. 17	Connecticut (HC)	L, 6-51

## 1957 5-2-1

<b>Home 2-1, Away 3-1-1</b>	<b>Head Coach: Herb Maack</b>	
<b>Yankee Conference: 3-0-1 (t-1st)</b>		
Sept. 21	at Northeastern	W, 12-7
Sept. 28	Maine	W, 25-7
Oct. 5	New Hampshire	W, 28-13
Oct. 12	at Brandeis	W, 32-7
Oct. 19	at Massachusetts	W, 27-13
Oct. 26	at Brown	L, 0-21
Nov. 2	Springfield (HC)	L, 0-14
Nov. 16	at Connecticut	T, 0-0

# ALL-TIME YEAR-BY-YEAR RESULTS

## 1958 4-4

**Home 2-2, Away 2-2**      **Head Coach: Herb Maack**  
**Yankee Conference: 2-2 (3rd)**

Sept. 20	Northeastern	L, 6-26
Sept. 27	at Maine	L, 8-37
Oct. 4	at New Hampshire	W, 20-13
Oct. 11	Brandeis	W, 52-22
Oct. 18	Massachusetts	W, 24-8
Oct. 25	at Brown	L, 6-47
Nov. 1	at Springfield	W, 28-14
Nov. 15	Connecticut (HC)	L, 8-36

## 1959 3-5-1

**Home 0-2-1, Away 3-3**      **Head Coach: Herb Maack**  
**Yankee Conference: 1-1-1 (t-4th)**

Sept. 19	at Northeastern	W, 8-6
Sept. 26	Maine	T, 0-0
Oct. 3	New Hampshire	L, 0-45
Oct. 10	at Brandeis	W, 20-0
Oct. 17	at Massachusetts	W, 30-6
Oct. 24	at Brown	L, 0-6
Oct. 31	Springfield (HC)	L, 0-21
Nov. 7	at Buffalo	L, 6-41
Nov. 14	at Connecticut	L, 0-34

## 1960 3-5

**Home 2-1, Away 1-4**      **Head Coach: Herb Maack**  
**Yankee Conference: 1-4 (5th)**

Sept. 17	Northeastern	W, 20-0
Sept. 24	at Maine	L, 0-7
Oct. 1	at New Hampshire	L, 6-13
Oct. 8	Vermont	W, 48-8
Oct. 15	Massachusetts	L, 16-34
Oct. 22	at Brown	L, 14-36
Oct. 29	at Springfield	W, 22-10
Nov. 12	at Connecticut	L, 6-42

## 1961 2-6-1

**Home 0-3-1, Away 2-3**      **Head Coach: John Chironna**  
**Yankee Conference: 1-4 (5th)**

Sept. 23	at Northeastern	L, 13-26
Sept. 30	Maine	L, 20-22
Oct. 7	New Hampshire	L, 0-20
Oct. 14	at Vermont	W, 18-6
Oct. 21	at Massachusetts	L, 0-25
Oct. 28	at Brown	W, 12-9
Nov. 4	Springfield	T, 6-6
Nov. 11	at Hofstra	L, 0-12
Nov. 18	Connecticut (HC)	L, 0-27

## 1962 2-5-2

**Home 0-4, Away 2-1-2**      **Head Coach: John Chironna**  
**Yankee Conference: 1-3 (t-4th)**

Sept. 22	Northeastern	L, 0-28
Sept. 29	at Maine	W, 14-7
Oct. 6	at New Hampshire	T, 6-6
Oct. 13	Vermont	L, 12-21
Oct. 20	Massachusetts (HC)	L, 8-42
Oct. 27	at Brown	T, 12-12
Nov. 3	at Springfield	W, 24-13
Nov. 10	Hofstra	L, 8-20
Nov. 17	at Connecticut	L, 0-27

## 1963 4-5

**Home 3-1, Away 1-4**      **Head Coach: Jack Zilly**  
**Yankee Conference: 2-3 (4th)**

Sept. 21	at Northeastern	L, 13-28
Sept. 28	Maine	W, 20-16
Oct. 5	New Hampshire (HC)	L, 13-25
Oct. 12	at Vermont	L, 6-21
Oct. 19	at Massachusetts	L, 0-57
Oct. 26	at Brown	L, 7-33
Nov. 2	Springfield	W, 21-20
Nov. 9	at Hofstra	W, 23-7
Nov. 16	Connecticut	W, 13-12

## 1964 3-7

**Home 1-3, Away 2-4**      **Head Coach: Jack Zilly**  
**Yankee Conference: 1-4 (5th)**

Sept. 18	Northeastern!	W, 20-11
Sept. 26	at Maine	L, 15-23
Oct. 3	at New Hampshire	W, 22-8
Oct. 10	Vermont (HC)	L, 8-16
Oct. 17	Massachusetts	L, 0-7
Oct. 24	at Brown	L, 14-30
Oct. 31	at Springfield	W, 21-15
Nov. 7	Hofstra	L, 7-28
Nov. 14	at Connecticut	L, 7-28
Nov. 21	at Boston University	L, 13-20

! Providence City Stadium (R.I.)

## 1965 2-7

**Home 1-3, Away 1-4**      **Head Coach: Jack Zilly**  
**Yankee Conference: 1-4 (5th)**

Sept. 25	at Brown	W, 14-6
Oct. 2	New Hampshire	W, 23-6
Oct. 9	at Vermont	L, 6-26
Oct. 16	at Massachusetts	L, 0-30
Oct. 23	Maine (HC)	L, 0-36
Oct. 30	Springfield	L, 6-7
Nov. 6	Temple	L, 0-28
Nov. 13	Connecticut	L, 0-14
Nov. 20	at Boston University	L, 3-28

## 1966 1-7-1

**Home 0-4, Away 1-3-1**      **Head Coach: Jack Zilly**  
**Yankee Conference: 1-3-1 (5th)**

Sept. 24	at Brown	L, 27-40
Oct. 1	at New Hampshire	W, 17-6
Oct. 8	Vermont (HC)	L, 7-21
Oct. 15	Massachusetts	L, 9-14
Oct. 22	at Maine	L, 6-21
Oct. 29	at Bucknell	L, 7-33
Nov. 5	Temple	L, 19-21
Nov. 12	at Connecticut	T, 0-0
Nov. 19	Boston University	L, 14-30

## 1967 6-2-1

**Home 3-1, Away 3-1-1**      **Head Coach: Jack Zilly**  
**Yankee Conference: 2-2-1 (3rd)**

Sept. 23	at Delaware	W, 28-17
Sept. 30	at Brown	W, 12-8
Oct. 7	New Hampshire (HC)	W, 13-6
Oct. 14	at Vermont	T, 0-0
Oct. 21	at Massachusetts	L, 24-28
Oct. 28	Bucknell	W, 27-7
Nov. 4	at Boston University	W, 7-6
Nov. 11	Maine	W, 34-12
Nov. 18	Connecticut	L, 18-26

## 1968 3-6

**Home 3-1, Away 0-5**      **Head Coach: Jack Zilly**  
**Yankee Conference: 2-3 (t-3rd)**

Sept. 21	at Temple	L, 0-28
Sept. 28	at Brown	L, 9-10
Oct. 5	Southern Connecticut	W, 33-8
Oct. 12	Vermont (HC)	W, 52-10
Oct. 19	Massachusetts	W, 14-9
Oct. 26	at Maine	L, 14-21
Nov. 2	at New Hampshire	L, 6-27
Nov. 9	Boston University	L, 3-20
Nov. 16	at Connecticut	L, 6-35

## 1969 2-7

**Home 2-3, Away 0-4**      **Head Coach: Jack Zilly**  
**Yankee Conference: 1-4 (t-5th)**

Sept. 20	Temple	L, 3-47
Sept. 27	at Brown	L, 0-21
Oct. 4	Maine (HC)	L, 7-35
Oct. 11	at Vermont	L, 14-41
Oct. 18	at Massachusetts	L, 9-21
Oct. 25	Cortland State	W, 13-3
Nov. 1	New Hampshire	W, 14-6
Nov. 8	at Boston University	L, 13-27
Nov. 15	Connecticut	L, 15-25

## 1970 3-5

**Home 2-1, Away 1-4**      **Head Coach: Jack Gregory**  
**Yankee Conference: 3-2 (t-3rd)**

Sept. 26	at Brown	L, 14-21
Oct. 3	at Maine	W, 23-6
Oct. 10	Vermont	W, 40-13
Oct. 17	Massachusetts (HC)	W, 14-7
Oct. 24	Boston University	L, 0-21
Oct. 31	at New Hampshire	L, 7-59
Nov. 7	at Temple	L, 15-18
Nov. 14	at Connecticut	L, 12-33

## 1971 3-6

**Home 0-4, Away 3-2**      **Head Coach: Jack Gregory**  
**Yankee Conference: 2-3 (t-4th)**

Sept. 18	at Northeastern	L, 22-36
Sept. 25	at Brown	W, 34-21
Oct. 2	Maine (HC)	L, 7-21
Oct. 9	at Vermont	W, 34-22
Oct. 16	at Massachusetts	W, 31-3
Oct. 23	at Boston University	L, 7-28
Oct. 30	New Hampshire	L, 0-26
Nov. 6	Temple	L, 13-40
Nov. 13	Connecticut	L, 6-10

## 1972 3-7

**Home 2-2, Away 1-5**      **Head Coach: Jack Gregory**  
**Yankee Conference: 0-5 (6th)**

Sept. 10	Hampton*	W, 27-0
Sept. 23	Northeastern	W, 27-7
Sept. 30	at Brown	W, 21-17
Oct. 7	at Maine	L, 7-10
Oct. 14	Vermont (HC)	L, 13-14
Oct. 21	Massachusetts	L, 7-42
Oct. 28	at Boston University	L, 13-31
Nov. 4	at New Hampshire	L, 10-14
Nov. 11	at Temple	L, 0-22
Nov. 18	at Connecticut	L, 21-42

\* First night game in Kingston (R.I.)

## 1973 6-2-2

**Home 2-1-1, Away 3-1-1, Neutral 1-0**      **Head Coach: Jack Gregory**  
**Yankee Conference: 4-1-1 (2nd)**

Sept. 22	at Northeastern	W, 35-7
Sept. 29	at Brown	T, 20-20
Oct. 6	Maine	L, 7-20
Oct. 13	at Vermont	W, 15-14
Oct. 20	at Massachusetts	W, 41-35
Oct. 27	Boston University	W, 14-9
Nov. 3	New Hampshire (HC)	W, 40-16
Nov. 10	at Temple	L, 0-43
Nov. 17	Connecticut	T, 7-7
Nov. 22	Air Force-Europe*	W, 34-6

\* Turkey Bowl (Frankfurt, Germany)

# ALL-TIME YEAR-BY-YEAR RESULTS

## 1974 5-5

**Home 4-2, Away 1-3**      **Head Coach: Jack Gregory**  
**Yankee Conference: 3-3 (t-3rd)**

Sept. 14	Temple	L, 7-38
Sept. 21	Northeastern	W, 48-36
Sept. 28	at Brown	L, 15-45
Oct. 5	at Maine	L, 19-29
Oct. 12	Vermont (HC)	W, 14-0
Oct. 19	Massachusetts	L, 7-17
Oct. 26	Boston University	W, 13-7
Nov. 2	at New Hampshire	L, 14-29
Nov. 9	Bridgeport	W, 45-8
Nov. 16	at Connecticut	W, 14-13

## 1975 2-8

**Home 1-4, Away 1-4**      **Head Coach: Jack Gregory**  
**Yankee Conference: 1-4 (4th)**

Sept. 13	St. Mary's*	W, 33-0
Sept. 20	at Northeastern	L, 16-21
Sept. 27	at Brown	L, 20-41
Oct. 4	Maine (HC)	L, 14-23
Oct. 11	C.W. Post	L, 0-3
Oct. 18	at Massachusetts	L, 7-23
Oct. 24	at Boston University	W, 21-6
Nov. 1	New Hampshire	L, 6-23
Nov. 8	at Temple	L, 6-45
Nov. 15	Connecticut	L, 10-21

\* Cranston Stadium (R.I.)

## 1976 3-5

**Home 1-2, Away 2-3**      **Head Coach: Bob Griffin**  
**Yankee Conference: 2-3 (t-3rd)**

Sept. 18	Northeastern	W, 15-14
Sept. 25	at Brown	L, 0-3
Oct. 2	at Maine	W, 14-9
Oct. 16	Massachusetts	L, 7-14
Oct. 23	Boston University (HC)	L, 0-36
Oct. 30	at Holy Cross	L, 14-33
Nov. 6	at New Hampshire	L, 6-31
Nov. 13	at Connecticut	W, 17-14

## 1977 6-5

**Home 4-1, Away 2-4**      **Head Coach: Bob Griffin**  
**Yankee Conference: 4-1 (2nd)**

Sept. 10	at Northeastern	L, 12-21
Sept. 17	Holy Cross	W, 14-0
Sept. 24	at Brown	L, 10-28
Oct. 1	Maine (HC)	W, 28-0
Oct. 8	Lehigh	L, 16-42
Oct. 15	at Massachusetts	L, 6-37
Oct. 22	at Boston University	W, 31-22
Oct. 29	New Hampshire	W, 21-20
Nov. 5	at Kings Point	W, 27-3
Nov. 12	Connecticut	W, 14-7
Nov. 19	at VMI	L, 7-20

## 1978 7-3

**Home 4-1, Away 3-2**      **Head Coach: Bob Griffin**  
**Yankee Conference: 3-2 (t-2nd)**

Sept. 9	at Delaware	L, 0-37
Sept. 16	vs. Northeastern*	W, 27-13
Sept. 30	at Brown	W, 17-3
Oct. 7	at Maine	W, 47-0
Oct. 14	Virginia Union**	W, 3-0
Oct. 21	Massachusetts (HC)	L, 17-19
Oct. 28	Boston University	W, 7-6
Nov. 4	at New Hampshire	W, 19-14
Nov. 11	Kings Point	W, 34-7
Nov. 18	at Connecticut	L, 6-31

\* Brown Stadium; \*\* First game at renovated Meade Stadium

## 1979 1-9-1

**Home 1-3-1, Away 0-6**      **Coach: Bob Griffin**  
**Yankee Conference: 1-4 (5th)**

Sept. 8	Delaware	L, 14-34
Sept. 15	at Northeastern	L, 7-17
Sept. 22	at Holy Cross	L, 6-35
Sept. 29	at Brown	L, 13-31
Oct. 6	Maine (HC)	W, 10-0
Oct. 20	at Massachusetts	L, 0-24
Oct. 27	at Boston University	L, 0-7
Nov. 3	New Hampshire	L, 6-21
Nov. 10	Kings Point	T, 24-24
Nov. 17	Connecticut	L, 9-10
Dec. 1	at Florida A&M	L, 6-16

## 1980 2-9

**Home 2-2, Away 0-7**      **Coach: Bob Griffin**  
**Yankee Conference: 0-5 (6th)**

Sept. 6	at Holy Cross	L, 14-21
Sept. 13	Northeastern	W, 24-19
Sept. 20	at Maine	L, 11-14
Oct. 4	Massachusetts (HC)	L, 8-26
Oct. 11	at Virginia Tech*	L, 7-34
Oct. 18	Boston University	L, 13-24
Oct. 25	Southern Connecticut	W, 7-6
Nov. 1	at New Hampshire	L, 28-31
Nov. 8	at Lehigh	L, 10-23
Nov. 15	at Connecticut	L, 30-56
Nov. 22	at Brown	L, 3-9

\* Largest crowd to ever witness URI football game (40,100)

## 1981 6-6

**Home 5-1, Away 1-5**      **Coach: Bob Griffin**  
**Yankee Conference: 4-1 (t-1st)**

Sept. 12	at Boise State	L, 8-33
Sept. 19	Maine	W, 21-10
Sept. 26	Kings Point	W, 23-12
Oct. 3	at Massachusetts	W, 16-10
Oct. 10	Northeastern (HC)	W, 33-0
Oct. 17	at Boston University	L, 21-27
Oct. 24	at Delaware	L, 15-35
Oct. 31	New Hampshire	W, 14-12
Nov. 7	Brown	L, 8-10
Nov. 14	Connecticut	W, 34-29
Nov. 21	at Florida A&M	L, 6-41
Dec. 5	at Idaho State*	L, 0-51

\* NCAA I-AA Playoff

## 1982 7-4

**Home 3-2, Away 4-2**      **Head Coach: Bob Griffin**  
**Yankee Conference: 2-3 (5th)**

Sept. 11	at Lafayette	W, 20-10
Sept. 18	at Maine	W, 58-55
(60T)		
Sept. 25	at Brown	L, 20-24
Oct. 2	Massachusetts	L, 7-17
Oct. 9	at Northeastern	W, 14-13
Oct. 16	Boston University (HC)	L, 16-26
Oct. 23	Southern Connecticut	W, 41-14
Oct. 30	at New Hampshire	W, 23-20
Nov. 6	Lehigh	W, 20-16
Nov. 13	at Connecticut	L, 21-26
Nov. 20	Springfield	W, 24-0

## 1983 6-4

**Home 4-2, Away 2-2**      **Head Coach: Bob Griffin**  
**Yankee Conference: 2-3 (t-4th)**

Sept. 3	at Ball State	L, 26-42
Sept. 17	Maine	W, 24-16
Sept. 24	at Brown	W, 30-16
Oct. 1	at Massachusetts	W, 13-3
Oct. 8	Northeastern (HC)	W, 30-10
Oct. 15	at Boston University	L, 22-24
Oct. 22	Southern Connecticut	W, 17-7
Oct. 29	New Hampshire	L, 13-14
Nov. 5	Delaware	W, 19-9
Nov. 12	Connecticut	L, 17-18

## 1984 10-3

**Home 5-0, Away 5-3**      **Head Coach: Bob Griffin**  
**Yankee Conference: 4-1 (t-1st)**

Sept. 1	Howard	W, 31-21
Sept. 8	Lafayette	W, 31-10
Sept. 15	at Holy Cross	L, 0-19
Sept. 22	at Maine	W, 27-0
Sept. 29	at Brown	W, 34-13
Oct. 6	Massachusetts	W, 20-19
Oct. 13	at Northeastern	W, 30-22
Oct. 20	Boston University (HC)*	W, 22-7
Oct. 27	at Lehigh	W, 24-16
Nov. 3	at New Hampshire	L, 12-14
Nov. 17	at Connecticut	W, 29-19
Dec. 1	Richmond**	W, 23-17
Dec. 8	at Montana State**	L, 20-32

\* Largest crowd in Meade Stadium history (13,052)

\*\* NCAA I-AA Playoffs

## 1985 10-3

**Home 7-0, Away 3-3**      **Head Coach: Bob Griffin**  
**Yankee Conference: 5-0 (1st)**

Sept. 7	at Delaware	L, 13-29
Sept. 14	Howard	W, 46-0
Sept. 21	Maine	W, 34-14
Sept. 28	at Brown	L, 27-32
Oct. 5	at Massachusetts	W, 7-3
Oct. 12	at Lehigh	W, 45-38
Oct. 19	at Boston University	W, 34-19
Oct. 26	Lafayette (HC)	W, 41-19
Nov. 2	New Hampshire	W, 30-20
Nov. 9	Northeastern	W, 34-21
Nov. 16	Connecticut	W, 56-42
Nov. 30	Akron*	W, 35-27
Dec. 7	at Furman*	L, 15-59

\* NCAA I-AA Playoffs

## 1986 1-10

**Home 1-5, Away 0-5**      **Head Coach: Bob Griffin**  
**Yankee Conference: 0-7 (8th)**

Sept. 6	at Delaware	L, 10-44
Sept. 13	Towson	L, 14-35
Sept. 20	at Maine	L, 14-34
Sept. 27	Brown	L, 7-27
Oct. 4	Massachusetts	L, 17-31
Oct. 18	Boston University (HC)	L, 0-17
Oct. 25	Richmond	L, 14-28
Nov. 1	at New Hampshire	L, 24-28
Nov. 8	Southern Connecticut	W, 34-18
Nov. 15	at Connecticut	L, 14-21 (OT)
Nov. 22	at Northeastern	L, 9-36

# ALL-TIME YEAR-BY-YEAR RESULTS

## 1987 1-10

<b>Home 1-4, Away 0-6</b>		<b>Head Coach: Bob Griffin</b>
<b>Yankee Conference: 1-6 (8th)</b>		
Sept. 5	at James Madison	L, 0-38
Sept. 12	Delaware	W, 26-13
Sept. 19	Maine	L, 20-24
Sept. 26	at Brown	L, 15-17
Oct. 3	at Massachusetts	L, 7-42
Oct. 17	at Boston University	L, 13-16
Oct. 24	at Richmond	L, 14-27
Oct. 31	New Hampshire (HC)	L, 14-28
Nov. 7	Northeastern	L, 3-21
Nov. 14	Connecticut	L, 7-52
Nov. 21	at Towson	L, 6-19

## 1988 4-7

<b>Home 2-3, Away 2-4</b>		<b>Head Coach: Bob Griffin</b>
<b>Yankee Conference: 3-5 (t-7th)</b>		
Sept. 3	at Holy Cross	L, 7-49
Sept. 10	Boston University	L, 16-41
Sept. 17	at Delaware	W, 23-17
Sept. 24	Brown	W, 17-10
Oct. 1	at Villanova	L, 14-20
Oct. 8	Massachusetts	L, 7-26
Oct. 15	at Maine	L, 14-28
Oct. 22	Richmond (HC)	W, 14-10
Nov. 5	at Northeastern	L, 19-24
Nov. 12	New Hampshire	L, 9-17
Nov. 19	at Connecticut	W, 21-19

## 1989 3-8

<b>Home 0-4, Away 3-3, Neutral 0-1</b>		<b>Head Coach: Bob Griffin</b>
<b>Yankee Conference: 1-7 (8th)</b>		
Sept. 9	at Richmond	W, 45-14
Sept. 16	Delaware	L, 12-21
Sept. 23	Northeastern	L, 0-17
Sept. 30	at Brown	W, 18-13
Oct. 7	at Massachusetts	L, 6-31
Oct. 14	Maine (HC)	L, 21-47
Oct. 21	at Boston University	L, 31-34 (20T)
Oct. 28	vs. Villanova (in Milan, Italy)	L, 25-28
Nov. 4	at Towson	W, 19-6
Nov. 11	at New Hampshire	L, 0-25
Nov. 18	Connecticut	L, 28-35

## 1990 5-6

<b>Home 4-2, Away 1-4</b>		<b>Head Coach: Bob Griffin</b>
<b>Yankee Conference: 2-6 (t-7th)</b>		
Sept. 8	Towson	W, 40-21
Sept. 15	Richmond	W, 37-0
Sept. 22	Brown	W, 23-3
Sept. 29	at Delaware	L, 19-24
Oct. 6	Massachusetts	L, 13-16
Oct. 13	at Maine	L, 17-24
Oct. 20	Boston University (HC)	L, 13-15
Oct. 27	at Villanova	L, 7-14
Nov. 3	at Northeastern	W, 31-11
Nov. 10	New Hampshire	W, 24-14
Nov. 17	at Connecticut	L, 21-51

## 1991 6-5

<b>Home 3-2, Away 3-3</b>		<b>Coach: Bob Griffin</b>
<b>Yankee Conference: 3-5 (t-4th)</b>		
Sept. 14	at Richmond	L, 10-19
Sept. 21	Delaware	L, 7-42
Sept. 28	at Towson	W, 45-25
Oct. 5	at Brown	W, 38-36
Oct. 12	at Massachusetts	W, 17-14
Oct. 19	Maine (HC)	W, 52-30
Oct. 26	at Boston University	L, 0-43
Nov. 2	Villanova	L, 14-49
Nov. 9	Northeastern	W, 28-20
Nov. 16	at New Hampshire	L, 35-42
Nov. 23	Connecticut	W, 20-10

## 1992 1-10

<b>Home 1-4, Away 0-6</b>		<b>Coach: Bob Griffin</b>
<b>Yankee Conference: 0-8 (9th)</b>		
Sept. 12	Towson	W, 36-19
Sept. 19	at Delaware	L, 14-31
Sept. 26	Richmond	L, 14-46
Oct. 2	at Hofstra	L, 18-28
Oct. 10	Massachusetts	L, 7-32
Oct. 17	at Maine	L, 9-21
Oct. 24	Boston University (HC)	L, 21-34
Oct. 31	at Villanova	L, 3-34
Nov. 7	at Northeastern	L, 26-35
Nov. 14	New Hampshire	L, 13-20
Nov. 21	at Connecticut	L, 0-38

## 1993 4-7

<b>Home 3-2, Away 1-5</b>		<b>Head Coach: Floyd Keith</b>
<b>Yankee Conference: 2-6 (4th)</b>		
Sept. 4	at Boise State	L, 10-31
Sept. 11	Hofstra	W, 37-32
Sept. 18	#3 Delaware	L, 11-32
Sept. 25	Northeastern	W, 15-13
Oct. 2	at Brown	W, 30-7
Oct. 9	at Massachusetts	L, 14-36
Oct. 16	Maine (HC)*	W, 23-26 (20T)
Oct. 23	at #15 Boston University	L, 15-48
Oct. 30	at Villanova	L, 10-14
Nov. 6	Connecticut	L, 9-41
Nov. 13	at New Hampshire	L, 33-51

\* Maine forfeited win for using ineligible player(s)

## 1994 2-9

<b>Home 0-5, Away 2-4</b>		<b>Head Coach: Floyd Keith</b>
<b>Yankee Conference: 2-6 (t-5th)</b>		
Sept. 3	#21 William & Mary	L, 17-38
Sept. 10	at Maine	W, 28-21
Sept. 17	at Northeastern	W, 27-20
Sept. 24	Brown	L, 29-32
Oct. 1	at Massachusetts	L, 12-22
Oct. 8	#12 Boston University	L, 23-45
Oct. 22	at Connecticut	L, 16-33
Oct. 29	New Hampshire (HC)	L, 7-13
Nov. 4	at #23 Hofstra	L, 16-42
Nov. 12	Delaware State	L, 26-28
Nov. 19	at Delaware	L, 7-26

## 1995 7-4

<b>Home 4-2, Away 3-2</b>		<b>Coach: Floyd Keith</b>
<b>Yankee Conference: 6-2 (1st, NE Division)</b>		
Sept. 2	at Delaware State	W, 17-14
Sept. 9	Maine	W, 17-13
Sept. 16	at #22 New Hampshire	W, 10-7
Sept. 23	at Brown	L, 28-31
Sept. 30	Massachusetts	W, 34-0
Oct. 7	at #17 William & Mary	L, 14-23
Oct. 14	at Boston University	W, 22-19
Oct. 21	#15 Connecticut (HC)	W, 24-19
Nov. 4	Villanova	W, 27-10
Nov. 11	#8 Hofstra	L, 3-37
Nov. 18	#8 Delaware	L, 19-24

## 1996 4-6

<b>Home 4-2, Away 0-4</b>		<b>Head Coach: Floyd Keith</b>
<b>Yankee Conference: 2-5 (4th)</b>		
Aug. 31	American International	W, 49-3
Sept. 7	William & Mary	L, 16-23
Sept. 14	New Hampshire	L, 26-35
Sept. 21	at Maine	L, 19-58
Sept. 28	Brown	W, 28-13
Oct. 5	Massachusetts	W, 41-21
Oct. 19	at Connecticut*	Cancelled
Oct. 26	Boston University (HC)	W, 38-7
Nov. 2	at #16 Villanova	L, 16-34
Nov. 16	at #13 Delaware	L, 27-43
Nov. 23	at Hofstra	L, 0-21

\* Ruled 'no contest' by NCAA and a forfeit by Yankee Conference

## 1997 2-9

<b>Home 1-4, Away 1-5</b>		<b>Head Coach: Floyd Keith</b>
<b>Yankee Conference: 2-6 (t-4th)</b>		
Sept. 6	Maine	L, 14-30
Sept. 13	New Hampshire	W, 35-21
Sept. 20	Northeastern	L, 13-41
Sept. 27	at Massachusetts	L, 14-18
Oct. 4	Hofstra (HC)	L, 21-28
Oct. 11	at Boston University	W, 20-17
Oct. 18	at Brown	L, 15-23
Oct. 25	at Connecticut	L, 21-37
Nov. 1	#1 Villanova	L, 15-37
Nov. 8	at Richmond	L, 11-27
Nov. 15	at James Madison	L, 37-39 (3 OT)

## 1998 3-8

<b>Home 2-3, Away 1-5</b>		<b>Head Coach: Floyd Keith</b>
<b>Atlantic 10: 2-6 (5th)</b>		
Sept. 5	#4 William & Mary	L, 13-21
Sept. 17	Richmond	L, 17-20 (OT)
Sept. 26	at Northeastern	L, 17-24
Oct. 3	Brown (HC)	W, 44-16
Oct. 10	at Maine	W, 18-17
Oct. 17	at #25 Hofstra	L, 30-48
Oct. 24	at #10 Connecticut	L, 17-31
Oct. 31	James Madison	W, 28-21
Nov. 7	#12 Massachusetts	L, 13-23
Nov. 14	at New Hampshire	L, 7-9
Nov. 21	at Villanova	L, 15-27

## 1999 1-10

<b>Home 1-5, Away 0-5</b>		<b>Head Coach: Floyd Keith</b>
<b>Atlantic 10: 1-7 (t-10th)</b>		
Sept. 4	New Hampshire	L, 14-37
Sept. 18	#7 Hofstra	L, 13-28
Sept. 25	Morgan State	L, 21-24
Oct. 2	at Connecticut	L, 9-20
Oct. 9	at Richmond	L, 38-41
Oct. 16	at Brown	L, 25-27
Oct. 23	Maine (HC)	W, 23-14
Oct. 30	at #20 Massachusetts	L, 9-31
Nov. 6	William & Mary	L, 6-24
Nov. 13	at #25 Delaware	L, 0-35
Nov. 20	Northeastern	L, 10-20

# ALL-TIME YEAR-BY-YEAR RESULTS

## 2000 3-8

<b>Home 1-4, Away 2-4</b>		<b>Head Coach: Tim Stowers</b>
<b>Atlantic 10: 2-7</b>		
Sept. 2	#16 Delaware	L, 7-29
Sept. 9	at New Hampshire	L, 12-13
Sept. 23	at #12 Hofstra	L, 12-30
Sept. 30	Brown	L, 19-29
Oct. 7	at William & Mary	L, 16-26
Oct. 14	#8 James Madison (HC)	W, 7-6
Oct. 21	at Northeastern	W, 38-24
Oct. 28	at Maine	L, 7-37
Nov. 4	#13 Richmond	L, 10-13 (OT)
Nov. 11	at Connecticut	W, 26-21
Nov. 18	Massachusetts	L, 21-29

## 2001 8-3

<b>Home 4-1, Away 4-2</b>		<b>Head Coach: Tim Stowers</b>
<b>Atlantic 10: 6-3 (5th)</b>		
Aug. 30	at #4 Delaware	W, 10-7
Sept. 8	#4 Hofstra	W, 35-26
Sept. 22	at James Madison	W, 16-12
Sept. 29	at Brown	W, 42-38
Oct. 6	at Hampton	W, 56-7
Oct. 13	#25 William & Mary	W, 34-31
Oct. 20	New Hampshire (HC)	W, 31-27
Oct. 27	at Richmond	L, 0-28
Nov. 3	#24 Maine	L, 14-26
Nov. 17	at Massachusetts	L, 7-24
Nov. 24	Northeastern	W, 27-26

## 2002 3-9

<b>Home 3-3, Away 0-6</b>		<b>Head Coach: Tim Stowers</b>
<b>Atlantic 10: 1-8 (11th)</b>		
Aug. 31	Bryant	W, 28-0
Sept. 7	at #20 Hofstra	L, 19-37
Sept. 14	at Syracuse	L, 17-63
Sept. 28	at #3 Maine	L, 14-31
Oct. 5	Brown	W, 38-28
Oct. 12	at Northeastern	L, 13-38
Oct. 19	Delaware (HC)	W, 17-14 (2OT)
Oct. 26	Richmond	L, 0-26
Nov. 2	James Madison	L, 11-15
Nov. 9	at #20 William & Mary	L, 6-44
Nov. 16	at #4 Villanova	L, 3-45
Nov. 23	Massachusetts	L, 21-48

## 2003 4-8

<b>Home 2-4, Away 2-4</b>		<b>Head Coach: Tim Stowers</b>
<b>Atlantic 10: 3-8 (t-8th)</b>		
Sept. 6	#13 Fordham	L, 28-63
Sept. 13	#6 Northeastern	L, 39-42
Sept. 20	New Hampshire	W, 55-40
Sept. 27	at Richmond	W, 17-13
Oct. 4	at Brown	W, 27-9
Oct. 11	#3 Villanova (HC)	L, 17-21
Oct. 18	at #4 Delaware	L, 10-55
Oct. 25	William & Mary	L, 24-37
Nov. 1	at James Madison	L, 27-39
11/8	at Cincinnati	L, 24-31
Nov. 15	Hofstra	W, 24-0
Nov. 22	#7 Massachusetts	L, 17-31

## 2004 4-7

<b>Home 2-4, Away 2-3</b>		<b>Coach: Tim Stowers</b>
<b>Atlantic 10: 2-6 (6th)</b>		
Sept. 4	at Fordham	W, 37-36
Sept. 11	Central Conn. St.	W, 39-7
Sept. 25	at Hofstra	L, 43-62
Oct. 2	Brown	L, 13-20
Oct. 9	at Towson	W, 28-16
Oct. 16	at #16 William & Mary	L, 24-31
Oct. 23	Massachusetts (HC)	W, 27-24
Oct. 30	#23 Villanova	L, 9-48
Nov. 6	#18 New Hampshire	L, 3-27
Nov. 14	Maine	L, 28-42
Nov. 20	at Northeastern	L, 14-42

## 2005 4-7

<b>Home 2-3, Away 2-4</b>		<b>Head Coach: Tim Stowers</b>
<b>Atlantic 10: 2-6 (6th)</b>		
Sept. 3	Fordham	W, 34-20
Sept. 10	at Central Conn. St.	W, 56-10
Sept. 17	#7 William & Mary	W, 48-29
Sept. 24	at #24 Massachusetts	L, 6-14
Oct. 1	at Brown	L, 35-45
Oct. 8	Towson (HC)	L, 14-23
Oct. 15	at #8 New Hampshire	L, 9-53
Oct. 22	at Villanova	W, 48-30
Oct. 29	Hofstra	L, 24-38
Nov. 12	at Maine	L, 24-27 (OT)
Nov. 19	Northeastern	L, 14-17

## 2006 4-7

<b>Home 3-3, Away 1-4</b>		<b>Head Coach: Tim Stowers</b>
<b>Atlantic 10: 2-6 (5th)</b>		
Aug. 31	at Connecticut	L, 7-52
Sept. 9	Merrimack	W, 42-7
Sept. 23	#18 Delaware	L, 17-24
Sept. 30	Brown	W, 28-21
Oct. 7	at #13 James Madison	L, 23-35
Oct. 14	#10 Richmond (HC)	L, 6-31
Oct. 21	at #6 Massachusetts	L, 16-41
Oct. 28	#15 Maine	W, 3-0
Nov. 4	at Hofstra	W, 20-13
Nov. 11	#9 New Hampshire	L, 21-63
Nov. 17	at Northeastern	L, 31-45

## 2007 3-8

<b>Home 2-4, Away 1-4</b>		<b>Head Coach: Tim Stowers</b>
<b>CAA Football: 2-7 (t-4th North)</b>		
Sept. 1	Fordham	L, 23-27
Sept. 8	at Army	L, 7-14 (OT)
Sept. 15	at #10 Delaware	L, 9-38
Sept. 22	#15 Hofstra	L, 24-37
Sept. 29	at Brown	W, 49-42 (2OT)
Oct. 13	#9 James Madison (HC)	L, 27-44
Oct. 20	at #18 Richmond	L, 6-38
Oct. 27	at #8 New Hampshire	L, 36-49
Nov. 3	#3 Massachusetts	W, 12-6 (OT)
Nov. 10	at Maine	L, 0-35
Nov. 17	Northeastern	W, 35-3

## 2008 3-9

<b>Home 2-4, Away 1-5</b>		<b>Head Coach: Darren Rizzo</b>
<b>CAA Football 2-7 (t-5th North)</b>		
Aug. 30	Monmouth	W, 27-24
Sept. 7	at Fordham	L, 0-16
Sept. 13	#10 New Hampshire	L, 43-51
Sept. 20	at Hofstra	L, 20-23
Sept. 27	at Boston College	L, 0-42
Oct. 4	#25 Brown	W, 37-13
Oct. 11	at Towson	L, 32-37
Oct. 18	#8 Villanova	L, 7-44
Oct. 25	at #23 William & Mary	L, 24-34
Nov. 1	#15 Massachusetts (HC)	L, 0-49
Nov. 15	#21 Maine	L, 7-37
Nov. 22	at Northeastern	W, 29-14

## 2009 1-10

<b>Home 1-4, Away 0-6</b>		<b>Head Coach: Joe Trainer</b>
<b>CAA Football 0-8 (6th - North)</b>		
Sept. 5	Fordham	W, 41-28
Sept. 19	at #17 Massachusetts	L, 10-30
Sept. 26	at Connecticut	L, 10-52
Oct. 3	at Brown	L, 20-28
Oct. 10	Towson	L, 28-36
Oct. 17	Hofstra	L, 16-28
Oct. 24	at #4 Villanova	L, 7-36
Oct. 31	#5 William and Mary	L, 14-39
Nov. 7	at #8 New Hampshire	L, 42-55
Nov. 14	at Maine	L, 17-41
Nov. 21	Northeastern	L, 27-33

## 2010 5-6

<b>Home 4-1, Away 1-5</b>		<b>Head Coach: Joe Trainer</b>
<b>CAA Football 4-4 (t-5th)</b>		
Sept. 2	Buffalo	L, 0-31
Sept. 11	at Fordham	L, 25-27
Sept. 28	#8 New Hampshire	W, 28-25
Oct. 2	Brown	W, 27-24 (OT)
Oct. 9	at #4 William and Mary	L, 7-26
Oct. 16	at #2 Delaware	L, 17-24
Oct. 23	Maine	L, 23-28
Oct. 30	at Towson	W, 30-20
Nov. 6	#3 Villanova	W, 17-14
Nov. 13	at #21 Richmond	L, 6-15
Nov. 20	#19 Massachusetts	W, 37-34

## 2011 3-8

<b>Home 3-2, Away 0-6</b>		<b>Head Coach: Joe Trainer</b>
<b>CAA Football 2-6 (8th)</b>		
Sept. 10	at Syracuse	L, 21-14
Sept. 17	at Massachusetts	L, 36-27
Sept. 24	Fordham	W, 21-17
Oct. 1	at Brown	L, 35-21
Oct. 8	#25 Old Dominion	L, 31-23
Oct. 15	at #12 Maine	L, 27-21
Oct. 22	Delaware	W, 38-34
Oct. 29	at #10 New Hampshire	L, 31-24
Nov. 5	#19 William & Mary	W, 24-21
Nov. 12	at #20 James Madison	L, 31-13
Nov. 19	Towson	L, 28-17

## 2012 0-11

<b>Home 0-5, Away 0-6</b>		<b>Head Coach: Joe Trainer</b>
<b>CAA Football 0-8</b>		
Sept. 8	at Monmouth	L, 41-6
Sept. 15	at Villanova	L, 31-10
Sept. 22	#7 James Madison	L, 32-7
Sept. 29	at Bowling Green	L, 48-8
Oct. 6	Brown	L, 17-7
Oct. 13	at Georgia State	L, 41-7
Oct. 20	at #25 Delaware	L, 47-24
Oct. 27	#12 New Hampshire	L, 40-20
Nov. 3	at #22 Richmond	L, 39-0
Nov. 10	at #17 Towson	L, 41-10
Nov. 17	Maine	L, 55-6

## 2013 3-9

<b>Home 2-3, Away 1-6</b>		<b>Head Coach: Joe Trainer</b>
<b>CAA Football 2-6</b>		
Aug. 29	at Fordham	L, 51-26
Sept. 7	#13 Stony Brook	L, 24-0
Sept. 14	at Albany	W, 19-13, OT
Sept. 21	at William & Mary	L, 20-0
Sept. 28	Central Connecticut	W, 42-7
Oct. 5	at Brown	L, 31-14
Oct. 12	#25 at New Hampshire	L, 59-19
Oct. 19	Richmond	W, 12-10
Oct. 26	Delaware	L, 35-13
Nov. 2	at Old Dominion	L, 66-14
Nov. 9	Villanova	L, 45-0
Nov. 16	at #6 Maine	L, 41-0

# ALL-TIME YEAR-BY-YEAR RESULTS

## 2014 1-11

Home 1-4, Away 0-7 Head Coach: Jim Fleming

### CAA Football 1-7

Sept. 6	at Marshall	L, 48-7
Sept. 13	at Fordham	L, 54-7
Sept. 20	Albany	L, 37-20
Sept. 27	at Central Connecticut	L, 38-14
Oct. 4	Brown	L, 20-13
Oct. 11	at Villanova	L, 44-21
Oct. 18	at Richmond	L, 37-0
Oct. 25	Maine	L, 14-0
Nov. 1	at Delaware	L, 28-13
Nov. 8	New Hampshire	L, 42-14
Nov. 15	at Stony Brook	L, 35-14
Nov. 22	Towson	W, 13-7

## 2015 1-10

Home 1-4, Away 0-6 Head Coach: Jim Fleming

### CAA Football 1-7

Sept. 4	at Syracuse	L, 47-0
Sept. 12	at Albany*	L, 35-7
Sept. 19	Harvard	L, 41-10
Sept. 26	at Maine*	L, 27-17
Oct. 3	at Brown	L, 41-31
Oct. 10	Delaware*	W, 20-0
Oct. 17	Richmond*	L, 37-12
Oct. 31	at New Hampshire*	L, 20-17
Nov. 7	Villanova*	L, 24-3
Nov. 14	Stony Brook*	L, 19-7
Nov. 21	at Towson*	L, 38-21

## 2016 0-0

Home 0-0, Away 0-0 Head Coach: Jim Fleming

### CAA Football 0-0

Sept. 3	at Kansas	6 p.m.
Sept. 10	Albany*	1 p.m.
Sept. 16	at Harvard	7 p.m.
Sept. 24	New Hampshire*	1 p.m.
Oct. 1	Brown	12 p.m.
Oct. 8	at Villanova*	12 p.m.
Oct. 15	at Stony Brook*	TBA
Oct. 22	Maine*	12 p.m.
Oct. 29	at James Madison*	TBA
Nov. 12	at Elon*	TBA
Nov. 19	Towson*	12 p.m.

# ALL-TIME SERIES RESULTS

## AIR FORCE (1-0)

NOV. 22, 1973 NEUTRAL - IN EUROPE W, 34-6

## AKRON (1-0)

NOV. 30, 1985 HOME W, 35-27

## ALBANY (1-2)

SEPT. 14, 2013 AWAY 19-13 (OT)  
SEPT. 20, 2014 HOME L, 37-20  
SEPT. 12, 2015 AWAY L, 35-7

## AMERICAN INTERNATIONAL (3-0)

SEPT. 19, 1936 HOME W, 38-0  
OCT. 8, 1938 HOME W, 31-0  
AUG. 31, 1996 HOME W, 49-3

## AMHERST (0-1)

SEPT. 27, 1913 AWAY L, 0-10

## ARMY (0-1)

SEPT. 8, 2007 AWAY L, 7-14 (OT)

## ARNOLD (4-0)

SEPT. 21, 1929 HOME W, 19-0  
SEPT. 20, 1930 HOME W, 38-0  
OCT. 22, 1932 HOME W, 6-0  
OCT. 14, 1933 HOME W, 13-6

## BALL STATE (0-1)

SEPT. 3, 1983 AWAY L, 26-42

## BATES (2-4-1)

NOV. 12, 1921 AWAY CANCELLED - S NOW  
NOV. 8, 1924 AWAY L, 7-13  
NOV. 7, 1925 HOME L, 0-13  
OCT. 19, 1929 AWAY T, 6-6  
OCT. 18, 1930 HOME W, 14-0  
OCT. 17, 1931 AWAY L, 0-3  
OCT. 15, 1932 HOME L, 0-6  
SEPT. 23, 1950 HOME W, 34-7

## BOISE STATE (0-2)

SEPT. 12, 1981 AWAY L, 8-33  
SEPT. 4, 1993 AWAY L, 10-31

## BOSTON COLLEGE (2-5)

OCT. 16, 1909 HOME W, 9-0  
NOV. 11, 1911 HOME W, 25-0  
NOV. 15, 1913 AWAY L, 0-27  
OCT. 10, 1914 HOME L, 0-21  
NOV. 4, 1916 AWAY L, 0-39  
NOV. 3, 1917 AWAY L, 0-48  
SEPT. 27, 2008 AWAY L, 0-42

## BOSTON UNIVERSITY (13-29)

OCT. 18, 1919 AWAY L, 6-14  
OCT. 23, 1920 HOME L, 0-7  
OCT. 29, 1921 AWAY L, 0-14  
NOV. 1, 1930 HOME W, 14-0  
OCT. 31, 1931 AWAY L, 7-25  
OCT. 8, 1932 HOME L, 0-7  
NOV. 3, 1945 HOME W, 30-0  
OCT. 26, 1946 AWAY L, 6-29  
NOV. 21, 1964 AWAY L, 13-20  
NOV. 20, 1965 AWAY L, 3-28  
NOV. 19, 1966 HOME L, 14-30  
NOV. 4, 1967 AWAY W, 7-6  
NOV. 9, 1968 HOME L, 3-20  
NOV. 8, 1969 AWAY L, 13-27  
OCT. 24, 1970 HOME L, 0-21  
OCT. 23, 1971 AWAY L, 7-28  
OCT. 28, 1972 AWAY L, 13-31  
OCT. 27, 1973 HOME W, 14-9  
OCT. 26, 1974 HOME W, 13-7  
OCT. 24, 1975 AWAY W, 21-6  
OCT. 23, 1976 HOME (HC) L, 0-36  
OCT. 22, 1977 AWAY W, 31-22  
OCT. 28, 1978 HOME W, 7-6  
OCT. 27, 1979 AWAY L, 0-7

OCT. 18, 1980 HOME L, 13-24  
OCT. 17, 1981 AWAY L, 21-27  
OCT. 16, 1982 HOME (HC) L, 16-26  
OCT. 15, 1983 AWAY L, 22-24  
OCT. 20, 1984 HOME (HC)\* W, 22-7  
OCT. 19, 1985 AWAY W, 34-19  
OCT. 18, 1986 HOME (HC) L, 0-17  
OCT. 17, 1987 AWAY L, 13-16  
SEPT. 10, 1988 HOME L, 16-41  
OCT. 21, 1989 AWAY L, 31-34 (20T)  
OCT. 20, 1990 HOME (HC) L, 13-15  
OCT. 26, 1991 AWAY L, 0-43  
OCT. 24, 1992 HOME (HC) L, 21-34  
OCT. 23, 1993 AWAY L, 15-48  
OCT. 8, 1994 HOME L, 23-45  
OCT. 14, 1995 AWAY W, 22-19  
OCT. 26, 1996 HOME (HC) W, 38-7  
OCT. 11, 1997 AWAY W, 20-17

## BOWDOIN (0-1)

OCT. 1, 1921 AWAY L, 0-9

## BOWLING GREEN (0-1)

SEPT. 29, 2012 AWAY L, 48-8

## BRANDEIS (3-0)

OCT. 12, 1957 AWAY W, 32-7  
OCT. 11, 1958 HOME W, 52-22  
OCT. 10, 1959 AWAY W, 20-0

## BRIDGEPORT (1-0)

NOV. 9, 1974 HOME W, 45-8

## BROOKLYN (5-0)

SEPT. 23, 1933 HOME W, 12-0  
SEPT. 22, 1934 HOME W, 31-0  
OCT. 14, 1939 HOME W, 40-0  
NOV. 10, 1951 HOME W, 52-0  
NOV. 8, 1952 AWAY W, 55-7

## BROWN (26-72-2)

SEPT. 29, 1909 AWAY L, 0-6  
OCT. 5, 1910 AWAY L, 0-5  
OCT. 4, 1911 AWAY L, 0-12  
OCT. 5, 1912 AWAY L, 0-14  
OCT. 4, 1913 AWAY L, 0-19  
OCT. 3, 1914 AWAY L, 0-20  
SEPT. 25, 1915 AWAY L, 0-38  
SEPT. 30, 1916 AWAY L, 0-18  
SEPT. 29, 1917 AWAY L, 0-27  
SEPT. 27, 1919 AWAY L, 0-27  
SEPT. 25, 1920 AWAY L, 0-25  
SEPT. 24, 1921 AWAY L, 0-6  
SEPT. 30, 1922 AWAY L, 0-27  
SEPT. 26, 1925 AWAY L, 0-33  
SEPT. 26, 1926 AWAY L, 0-14  
SEPT. 24, 1927 AWAY L, 0-27  
NOV. 24, 1928 AWAY L, 7-33  
OCT. 5, 1929 AWAY L, 6-14  
SEPT. 27, 1930 AWAY L, 0-7  
OCT. 3, 1931 AWAY L, 0-18  
OCT. 1, 1932 AWAY L, 0-19  
OCT. 7, 1933 AWAY L, 0-26  
OCT. 6, 1934 AWAY L, 0-13  
OCT. 5, 1935 AWAY W, 13-7  
OCT. 3, 1936 AWAY L, 6-7  
OCT. 2, 1937 AWAY L, 6-13  
OCT. 22, 1938 AWAY L, 21-40  
SEPT. 30, 1939 AWAY L, 0-34  
OCT. 5, 1940 AWAY L, 17-20  
OCT. 11, 1941 AWAY L, 7-14  
OCT. 3, 1942 AWAY L, 0-28  
OCT. 12, 1946 AWAY L, 0-29  
OCT. 11, 1947 AWAY L, 6-55  
OCT. 9, 1948 AWAY L, 0-33  
OCT. 8, 1949 AWAY L, 0-46  
OCT. 14, 1950 AWAY L, 13-55  
OCT. 13, 1951 AWAY L, 13-20  
OCT. 11, 1952 AWAY W, 7-6

OCT. 10, 1953 AWAY W, 19-13  
OCT. 9, 1954 AWAY L, 0-35  
OCT. 22, 1955 AWAY W, 19-7  
OCT. 27, 1956 AWAY L, 7-27  
OCT. 26, 1957 AWAY L, 0-21  
OCT. 25, 1958 AWAY L, 6-47  
OCT. 24, 1959 AWAY L, 0-6  
OCT. 22, 1960 AWAY L, 14-36  
OCT. 28, 1961 AWAY W, 12-9  
OCT. 27, 1962 AWAY T, 12-12  
OCT. 26, 1963 AWAY L, 7-33  
OCT. 24, 1964 AWAY L, 14-30  
SEPT. 25, 1965 AWAY W, 14-6  
SEPT. 24, 1966 AWAY L, 27-40  
SEPT. 30, 1967 AWAY W, 12-8  
SEPT. 28, 1968 AWAY L, 9-10  
SEPT. 27, 1969 AWAY L, 0-21  
SEPT. 26, 1970 AWAY L, 14-21  
SEPT. 25, 1971 AWAY W, 34-21  
SEPT. 30, 1972 AWAY W, 21-17  
SEPT. 29, 1973 AWAY T, 20-20  
SEPT. 28, 1974 AWAY L, 15-45  
SEPT. 27, 1975 AWAY L, 20-41  
SEPT. 25, 1976 AWAY L, 0-3  
SEPT. 24, 1977 AWAY L, 10-28  
SEPT. 30, 1978 AWAY W, 17-3  
SEPT. 29, 1979 AWAY L, 13-31  
NOV. 22, 1980 AWAY L, 3-9  
NOV. 7, 1981 HOME L, 8-10  
SEPT. 25, 1982 AWAY L, 20-24  
SEPT. 24, 1983 AWAY W, 30-16  
SEPT. 29, 1984 AWAY W, 34-13  
SEPT. 28, 1985 AWAY L, 27-32  
SEPT. 27, 1986 HOME L, 7-27  
SEPT. 26, 1987 AWAY L, 15-17  
SEPT. 24, 1988 HOME W, 17-10  
SEPT. 30, 1989 AWAY W, 18-13  
SEPT. 22, 1990 HOME W, 23-3  
OCT. 5, 1991 AWAY W, 38-36  
OCT. 2, 1993 AWAY W, 30-7  
SEPT. 24, 1994 HOME L, 29-32  
SEPT. 23, 1995 AWAY L, 28-31  
SEPT. 28, 1996 HOME W, 28-13  
OCT. 18, 1997 AWAY L, 15-23  
OCT. 3, 1998 HOME (HC) W, 44-16  
OCT. 16, 1999 AWAY W, 25-27  
SEPT. 30, 2000 HOME L, 19-29  
SEPT. 29, 2001 AWAY W, 42-38  
OCT. 5, 2002 HOME W, 38-28  
OCT. 4, 2003 AWAY W, 27-9  
OCT. 2, 2004 HOME L, 13-20  
OCT. 1, 2005 AWAY L, 35-45  
SEPT. 30, 2006 HOME W, 28-21  
SEPT. 29, 2007 AWAY W, 49-42 (20T)  
OCT. 4, 2008 HOME W, 37-13  
OCT. 3, 2009 AWAY L, 20-28  
OCT. 2, 2010 HOME W, 27-24 (OT)  
OCT. 1, 2011 AWAY L, 35-21  
OCT. 6, 2012 HOME L, 17-7  
OCT. 5, 2013 AWAY L, 31-14  
OCT. 4, 2014 HOME L, 20-13  
OCT. 5, 2015 AWAY L, 41-31

## BROWN FRESHMAN (2-3)

NOV. 5, 1898 HOME W, 5-0  
OCT. 14, 1898 HOME L, 5-6  
OCT. 17, 1903 HOME L, 0-22  
NOV. 12, 1904 HOME L, 0-7  
OCT. 28, 1905 HOME W, 40-0

## BROWN SECONDS (0-0-2)

OCT. 21, 1905 HOME T, 5-5  
OCT. 6, 1906 HOME T, 0-0

## BROWN SOPHOMORES (1-1)

NOV. 17, 1901 HOME L, 0-10  
NOV. 4, 1905 HOME W, 34-0

## BRYANT (1-0)

AUG. 31, 2002 HOME W, 28-0

## BRYANT & STRATTON (2-0)

NOV. 3, 1906 HOME W, 14-0  
OCT. 24, 1908 HOME W, 6-0

## BUCKNELL (1-1)

OCT. 29, 1966 AWAY L, 7-33  
OCT. 28, 1967 HOME W, 27-7

## BUFFALO (0-4)

NOV. 12, 1949 HOME L, 7-39  
OCT. 28, 1950 AWAY L, 12-33  
NOV. 7, 1959 AWAY L, 6-41  
SEPT. 2, 2010 AWAY L, 0-31

## CAMP STREET ATHLETICS (0-1)

OCT. 18, 1896 HOME L, 0-8

## CENTRAL CONNECTICUT STATE (3-1)

SEPT. 11, 2004 HOME W, 39-7  
SEPT. 10, 2005 AWAY W, 56-10  
SEPT. 28, 2013 HOME W, 42-7  
SEPT. 27, 2014 AWAY L, 38-14

## CINCINNATI (0-1)

11/8, 2003 AWAY L, 24-31

## CCNY (1-3)

OCT. 25, 1924 AWAY L, 0-13  
OCT. 24, 1925 HOME W, 12-0  
OCT. 23, 1926 AWAY L, 0-29  
OCT. 22, 1927 HOME L, 19-20

## COAST GUARD ACADEMY (12-1)

SEPT. 23, 1922 AWAY W, 12-0  
NOV. 10, 1923 HOME W, 13-0  
NOV. 5, 1927 HOME W, 14-6  
OCT. 6, 1928 HOME W, 6-0  
NOV. 2, 1929 AWAY W, 26-0  
OCT. 25, 1930 HOME W, 27-0  
OCT. 24, 1931 HOME (HC) W, 33-7  
OCT. 29, 1932 AWAY W, 13-0  
OCT. 28, 1933 HOME W, 20-12  
OCT. 27, 1934 AWAY W, 19-0  
OCT. 26, 1935 HOME W, 13-7  
SEPT. 20, 1941 AWAY L, 0-38  
OCT. 25, 1947 HOME W, 27-7

## COAST GUARD DESTROYER (0-1)

SEPT. 22, 1928 NEUTRAL L, 0-7

## COLBY (0-1)

OCT. 18, 1913 AWAY L, 6-10

## COLGATE (0-1)

OCT. 21, 1916 AWAY L, 0-33

## CONNECTICUT (34-51-8)

OCT. 23, 1897 AWAY L, 8-22  
NOV. 18, 1898 AWAY L, 0-17  
OCT. 21, 1900 HOME L, 0-43  
NOV. 3, 1901 AWAY L, 0-27  
NOV. 14, 1903 HOME W, 11-6  
NOV. 19, 1904 HOME T, 10-10  
NOV. 26, 1907 HOME W, 42-0  
NOV. 20, 1908 AWAY W, 12-10  
NOV. 20, 1909 HOME W, 51-0  
OCT. 29, 1910 AWAY W, 33-0  
OCT. 23, 1915 AWAY W, 9-7  
OCT. 28, 1916 HOME W, 13-6  
NOV. 22, 1919 HOME L, 3-7  
NOV. 20, 1920 AWAY T, 0-0  
NOV. 19, 1921 HOME W, 27-21  
NOV. 18, 1922 AWAY W, 12-7  
NOV. 17, 1923 HOME L, 0-7  
NOV. 15, 1924 AWAY L, 0-22  
NOV. 14, 1925 HOME (HC) T, 0-0



# ALL-TIME SERIES RESULTS

NOV. 11, 1967	HOME	W, 34-12	OCT. 20, 1951	AWAY	L, 7-40	NOV. 14, 1908	HOME	W, 12-0	SEPT. 13, 2008	HOME	L, 43-51
OCT. 26, 1968	AWAY	L, 14-21	OCT. 18, 1952	HOME	W, 26-7	NOV. 13, 1909	AWAY	L, 5-11	NOV. 7, 2009	AWAY	L, 42-55
OCT. 4, 1969	HOME (HC)	L, 7-35	OCT. 17, 1953	AWAY	W, 41-14	NOV. 12, 1910	HOME	W, 6-0	SEPT. 28, 2010	HOME	W, 28-25
OCT. 3, 1970	AWAY	W, 23-6	OCT. 16, 1954	HOME	W, 52-6	OCT. 28, 1911	AWAY	W, 9-8	OCT. 29, 2011	AWAY	L, 31-24
OCT. 2, 1971	HOME (HC)	L, 7-21	OCT. 15, 1955	AWAY	W, 39-15	NOV. 2, 1912	HOME	W, 25-0	OCT. 27, 2012	HOME (HC)	L, 40-20
OCT. 7, 1972	AWAY	L, 7-10	OCT. 20, 1956	HOME	W, 34-13	NOV. 1, 1913	AWAY	L, 0-13	OCT. 12, 2013	AWAY	L, 59-19
OCT. 6, 1973	HOME	L, 7-20	OCT. 19, 1957	AWAY	W, 27-13	OCT. 31, 1914	HOME	W, 7-0	NOV. 8, 2014	HOME	L, 42-14
OCT. 5, 1974	AWAY	L, 19-29	OCT. 18, 1958	HOME	W, 24-8	NOV. 14, 1914	AWAY	T, 0-0	OCT. 31, 2015	AWAY	L, 20-17
OCT. 4, 1975	HOME (HC)	L, 14-23	OCT. 17, 1959	AWAY	W, 30-6	NOV. 22, 1915	HOME	W, 10-0	<b>NEW LONDON HIGH SCHOOL (0-1)</b>		
OCT. 2, 1976	AWAY	W, 14-9	OCT. 15, 1960	HOME	L, 16-34	NOV. 18, 1916	AWAY	L, 0-12	OCT. 16, 1897	AWAY	L, 0-6
OCT. 1, 1977	HOME (HC)	W, 28-0	OCT. 21, 1961	AWAY	L, 0-25	NOV. 18, 1916	AWAY	T, 0-0	<b>NEW LONDON SUB BASE (0-1)</b>		
OCT. 7, 1978	AWAY	W, 47-0	OCT. 20, 1962	HOME (HC)	L, 8-42	OCT. 20, 1917	HOME	L, 0-13	SEPT. 17, 1921	AWAY	L, 0-13
OCT. 6, 1979	HOME (HC)	W, 10-0	OCT. 19, 1963	AWAY	L, 0-57	OCT. 13, 1923	AWAY	L, 6-17	<b>NEWPORT NAVAL TRAINING STAT. (0-1)</b>		
SEPT. 20, 1980	AWAY	L, 11-14	OCT. 17, 1964	HOME	L, 0-7	OCT. 11, 1924	HOME	L, 0-26	OCT. 20, 1928	HOME	W, 7-0
SEPT. 19, 1981	HOME	W, 21-10	OCT. 16, 1965	AWAY	L, 0-30	OCT. 17, 1925	AWAY	L, 6-7	<b>NEW YORK UNIVERSITY (0-5-1)</b>		
SEPT. 18, 1982	AWAY	W, 58-55 (60T)	OCT. 15, 1966	HOME	L, 9-14	OCT. 16, 1926	HOME (HC)	W, 20-18	OCT. 9, 1909	HOME	L, 0-7
SEPT. 17, 1983	HOME	W, 24-16	OCT. 21, 1967	AWAY	L, 24-28	OCT. 15, 1927	AWAY	L, 0-12	OCT. 21, 1911	AWAY	T, 0-0
SEPT. 22, 1984	AWAY	W, 27-0	OCT. 19, 1968	HOME	W, 14-9	OCT. 13, 1928	HOME (HC)	L, 13-14	NOV. 16, 1912	AWAY	L, 7-14
SEPT. 21, 1985	HOME	W, 34-14	OCT. 18, 1969	AWAY	L, 9-21	OCT. 24, 1942	AWAY	L, 12-25	NOV. 10, 1917	AWAY	L, 6-9
SEPT. 20, 1986	AWAY	L, 14-34	OCT. 17, 1970	HOME (HC)	W, 14-7	OCT. 4, 1947	HOME	L, 7-33	OCT. 28, 1922	AWAY	L, 7-23
SEPT. 19, 1987	HOME	L, 20-24	OCT. 16, 1971	AWAY	W, 31-3	OCT. 2, 1948	AWAY	L, 7-19	OCT. 27, 1923	AWAY	L, 0-21
OCT. 15, 1988	AWAY	L, 14-28	OCT. 21, 1972	HOME	L, 7-42	OCT. 1, 1949	HOME	L, 20-28	<b>NORTHEASTERN (29-26-2)</b>		
OCT. 14, 1989	HOME (HC)	L, 21-47	OCT. 20, 1973	AWAY	W, 41-35	OCT. 7, 1950	AWAY	L, 14-27	OCT. 13, 1934	HOME	L, 0-6
OCT. 13, 1990	AWAY	L, 17-24	OCT. 19, 1974	HOME	L, 7-17	OCT. 6, 1951	HOME	W, 27-0	OCT. 12, 1935	AWAY	T, 6-6
OCT. 19, 1991	HOME (HC)	W, 52-30	OCT. 18, 1975	AWAY	L, 7-23	OCT. 4, 1952	AWAY	W, 27-7	OCT. 24, 1936	AWAY	L, 12-15
OCT. 17, 1992	AWAY	L, 9-21	OCT. 16, 1976	HOME	L, 7-14	OCT. 4, 1952	AWAY	L, 13-14	OCT. 23, 1937	HOME	L, 6-8
OCT. 16, 1993	HOME (HC)*	W, 23-26 (20T)	OCT. 15, 1977	AWAY	L, 6-37	OCT. 3, 1953	HOME (HC)	L, 7-33	OCT. 28, 1939	AWAY	W, 7-6
SEPT. 10, 1994	AWAY	W, 28-21	OCT. 21, 1978	HOME (HC)	L, 17-19	OCT. 2, 1954	AWAY	L, 7-33	SEPT. 21, 1940	HOME	W, 10-0
SEPT. 9, 1995	HOME	W, 17-13	OCT. 20, 1979	AWAY	L, 0-24	OCT. 1, 1955	HOME	T, 13-13	SEPT. 22, 1951	AWAY	L, 0-21
SEPT. 21, 1996	AWAY	L, 19-58	OCT. 4, 1980	HOME (HC)	L, 8-26	OCT. 6, 1956	AWAY	L, 7-13	SEPT. 20, 1952	HOME	W, 32-0
SEPT. 6, 1997	HOME	L, 14-30	OCT. 3, 1981	AWAY	W, 16-10	OCT. 5, 1957	HOME	W, 28-13	SEPT. 20, 1953	AWAY	W, 13-7
OCT. 10, 1998	AWAY	W, 18-17	OCT. 2, 1982	HOME	L, 7-17	OCT. 4, 1958	AWAY	W, 20-13	SEPT. 18, 1954	HOME	W, 13-7
OCT. 23, 1999	HOME (HC)	W, 23-14	OCT. 1, 1983	AWAY	L, 7-17	OCT. 3, 1959	HOME	L, 0-45	SEPT. 17, 1955	AWAY	T, 13-13
OCT. 28, 2000	AWAY	L, 7-37	OCT. 6, 1984	HOME	W, 20-19	OCT. 1, 1960	AWAY	L, 6-13	SEPT. 22, 1956	HOME	W, 13-12
NOV. 3, 2001	HOME	L, 14-26	OCT. 5, 1985	AWAY	W, 7-3	OCT. 7, 1961	HOME	L, 0-20	SEPT. 21, 1957	AWAY	W, 12-7
SEPT. 28, 2002	AWAY	L, 14-31	OCT. 4, 1986	HOME	L, 17-31	OCT. 6, 1962	AWAY	T, 6-6	SEPT. 20, 1958	HOME	L, 6-26
NOV. 14, 2004	HOME	L, 28-42	OCT. 3, 1987	AWAY	L, 7-42	OCT. 5, 1963	HOME (HC)	L, 13-25	SEPT. 19, 1959	AWAY	W, 8-6
NOV. 12, 2005	AWAY	L, 28-42 (OT)	OCT. 8, 1988	HOME	L, 7-26	OCT. 3, 1964	AWAY	W, 22-8	SEPT. 17, 1960	HOME	W, 20-0
OCT. 28, 2006	HOME	W, 3-0	OCT. 7, 1989	AWAY	L, 6-31	OCT. 2, 1965	HOME	W, 23-6	SEPT. 23, 1961	AWAY	L, 13-26
NOV. 10, 2007	AWAY	L, 0-35	OCT. 6, 1990	HOME	L, 13-16	OCT. 1, 1966	AWAY	W, 17-6	SEPT. 22, 1962	HOME	L, 0-28
NOV. 15, 2008	HOME	L, 7-37	OCT. 12, 1991	AWAY	L, 13-16	OCT. 7, 1967	HOME (HC)	W, 13-6	SEPT. 21, 1963	HOME	L, 13-28
NOV. 14, 2009	AWAY	L, 17-41	OCT. 10, 1992	HOME	W, 17-14	NOV. 2, 1968	AWAY	L, 6-27	SEPT. 18, 1964	HOME	W, 20-11
OCT. 23, 2010	HOME	L, 23-28	OCT. 9, 1993	AWAY	L, 7-32	NOV. 1, 1969	HOME	W, 14-6	SEPT. 18, 1971	AWAY	L, 22-36
OCT. 15, 2011	AWAY	L, 27-21	OCT. 1, 1994	AWAY	L, 14-36	OCT. 31, 1970	AWAY	L, 7-59	SEPT. 23, 1972	HOME	W, 27-7
NOV. 17, 2012	HOME	L, 55-6	SEPT. 30, 1995	HOME	L, 12-22	OCT. 30, 1971	HOME	L, 0-26	SEPT. 22, 1973	AWAY	W, 35-7
NOV. 16, 2013	AWAY	L, 41-0	OCT. 5, 1996	HOME	W, 34-0	NOV. 4, 1972	AWAY	L, 10-14	SEPT. 21, 1974	HOME	W, 48-36
OCT. 25, 2014	HOME	L, 20-14	SEPT. 27, 1997	AWAY	W, 41-21	NOV. 3, 1973	HOME (HC)	W, 40-16	SEPT. 20, 1975	AWAY	L, 16-21
SEPT. 26, 2015	AWAY	L, 27-17	NOV. 7, 1998	HOME	L, 14-18	NOV. 2, 1974	AWAY	L, 14-29	SEPT. 18, 1976	HOME	W, 15-14
<b>MARSHALL (0-1)</b>											
SEPT. 6, 2014	AWAY	L, 41-8	NOV. 17, 2001	AWAY	L, 7-24	NOV. 1, 1975	HOME	L, 6-23	SEPT. 15, 1979	NEUTRAL	W, 27-13
<b>MASSACHUSETTS (37-48-2)</b>											
OCT. 14, 1903	HOME	L, 0-46	NOV. 23, 2002	HOME	L, 21-48	NOV. 6, 1976	AWAY	W, 21-20	SEPT. 23, 1972	AWAY	W, 27-7
OCT. 7, 1905	HOME	L, 0-11	NOV. 17, 2001	AWAY	L, 7-24	OCT. 29, 1977	HOME	W, 19-14	SEPT. 22, 1973	AWAY	W, 35-7
OCT. 5, 1907	AWAY	L, 0-11	NOV. 23, 2002	HOME	L, 21-48	NOV. 4, 1978	AWAY	L, 6-21	SEPT. 21, 1974	HOME	W, 48-36
SEPT. 25, 1908	AWAY	L, 0-2	NOV. 22, 2003	HOME	L, 17-31	NOV. 3, 1979	HOME	L, 6-21	SEPT. 20, 1975	AWAY	L, 16-21
SEPT. 24, 1910	AWAY	T, 0-0	OCT. 23, 2004	HOME (HC)	W, 27-24	NOV. 1, 1980	AWAY	L, 28-31	SEPT. 18, 1976	HOME	W, 15-14
SEPT. 23, 1911	AWAY	W, 5-0	SEPT. 24, 2005	AWAY	L, 6-14	OCT. 31, 1981	HOME	W, 14-12	SEPT. 10, 1977	AWAY	L, 12-21
SEPT. 21, 1912	AWAY	W, 7-0	OCT. 21, 2006	AWAY	L, 16-41	OCT. 30, 1982	AWAY	W, 23-20	SEPT. 16, 1978	NEUTRAL	W, 27-13
NOV. 8, 1919	HOME	L, 11-19	NOV. 3, 2007	HOME	W, 12-6 (OT)	OCT. 29, 1983	HOME	L, 13-14	SEPT. 15, 1979	AWAY	L, 7-17
NOV. 6, 1920	AWAY	T, 7-7	NOV. 1, 2008	HOME (HC)	L, 0-49	NOV. 3, 1984	AWAY	L, 12-14	SEPT. 13, 1980	HOME	W, 24-19
NOV. 5, 1921	HOME	W, 7-2	SEPT. 19, 2009	AWAY	L, 10-30	NOV. 2, 1985	HOME	W, 30-20	OCT. 10, 1981	HOME (HC)	W, 33-0
OCT. 21, 1933	HOME	L, 12-14	NOV. 20, 2010	HOME	W, 37-34	NOV. 1, 1986	AWAY	L, 24-28	OCT. 9, 1982	AWAY	W, 14-13
OCT. 20, 1934	AWAY	W, 7-0	SEPT. 17, 2011	AWAY	L, 36-27	OCT. 31, 1987	HOME (HC)	L, 14-28	OCT. 8, 1983	HOME (HC)	W, 30-10
OCT. 19, 1935	HOME	L, 6-7	<b>MERRIMACK (1-0)</b>								
OCT. 17, 1936	NEUTRAL	L, 8-13	SEPT. 9, 2006	HOME	W, 42-7	NOV. 12, 1988	HOME	L, 9-17	NOV. 9, 1985	HOME	W, 34-21
OCT. 16, 1937	HOME	W, 12-6	<b>MONMOUTH (1-1)</b>								
OCT. 15, 1938	AWAY	W, 20-0	AUG. 30, 2008	HOME	W, 27-24	NOV. 11, 1989	AWAY	L, 0-25	NOV. 22, 1986	AWAY	L, 9-36
OCT. 21, 1939	HOME	W, 23-20	SEPT. 8, 2012	AWAY	L, 41-6	NOV. 10, 1990	HOME	W, 24-14	NOV. 7, 1987	HOME	L, 3-21
OCT. 19, 1940	AWAY	W, 9-3	<b>MONTANA STATE (0-1)</b>								
OCT. 18, 1941	HOME	W, 34-6	DEC. 8, 1984	AWAY	L, 20-32	NOV. 14, 1992	HOME	L, 33-51	NOV. 5, 1988	AWAY	L, 19-24
OCT. 17, 1942	AWAY	W, 21-6	<b>MORGAN STATE (0-1)</b>								
OCT. 19, 1946	AWAY	W, 14-6	SEPT. 25, 1999	HOME	L, 21-24	NOV. 13, 1993	AWAY	L, 7-13	SEPT. 23, 1989	HOME	L, 0-17
OCT. 18, 1947	AWAY	W, 20-13	<b>NEW HAMPSHIRE (28-57-5)</b>								
NOV. 1, 1947	HOME	W, 38-13	SEPT. 23, 1905	AWAY	L, 0-6	OCT. 29, 1994	HOME (HC)	W, 10-7	NOV. 9, 1991	HOME	W, 28-20
OCT. 16, 1948	HOME	W, 19-12	OCT. 20, 1906	HOME	L, 0-20	SEPT. 16, 1995	AWAY	L, 26-35	NOV. 7, 1992	AWAY	L, 26-35
OCT. 15, 1949	AWAY	L, 19-32	NOV. 2, 1907	AWAY	T, 6-6	SEPT. 13, 1997	HOME	W, 35-21	SEPT. 25, 1993	HOME	W, 15-13
OCT. 21, 1950	HOME	W, 38-27									



# HOMECOMING

Homecoming has been an official event at the University of Rhode Island since 1924.

Since that time, the Rams have posted an overall record of 38-50-1. There was no Homecoming from 1943-45 as Rhode Island canceled football in 1943 and 1944 due to World War II.

Rhode Island has attracted 474,603 (an average of 5,332) fans in 88 Homecoming contests. The largest crowd in Meade Stadium history, 13,052, witnessed Rhode Island's 22-7 win over Boston University in the 1984 Homecoming contest.

In 2015, the Rams hosted 6,143 fans for Homecoming on Oct. 17 when the No. 13 Richmond Spiders visited Kingston. Richmond won the game, 32-12.



Date	Opponent (Attendance)	Result	Oct. 29, 1938	Worcester Tech (2,000)	L, 14-19	Oct. 3, 1953	New Hampshire (5,000)	L, 13-14	Oct. 20, 1990	Boston University (10,228)	L, 13-15
Nov. 1, 1924	Worcester Tech	L, 9-14	Nov. 11, 1939	Connecticut (3,500)	L, 14-20	Nov. 13, 1954	Connecticut (2,500)	W, 20-0	Oct. 19, 1991	Maine (10,145)	W, 52-30
Nov. 7, 1925	Connecticut	T, 0-0	Nov. 2, 1940	Worcester Tech (100)	W, 18-0	Oct. 29, 1955	Springfield (4,500)	W, 20-7	Oct. 24, 1992	Boston University (7,097)	L, 21-34
Oct. 16, 1926	New Hampshire	L, 6-7	Nov. 8, 1941	Connecticut	W, 6-0	Nov. 17, 1956	Connecticut (6,000)	L, 6-51	Oct. 16, 1993	Maine (6,879)	W, 23-26* (2 OT)
Nov. 12, 1927	Connecticut	W, 12-0	Oct. 31, 1942	Worcester Tech	W, 66-13	Nov. 2, 1957	Springfield (1,000)	L, 0-14	Oct. 29, 1994	New Hampshire (5,239)	L, 7-13
Oct. 13, 1928	New Hampshire	L, 0-12	1943	No team-World War II		Nov. 15, 1958	Connecticut (5,000)	L, 8-36	Oct. 21, 1995	Connecticut (7,237)	W, 24-19
Nov. 16, 1929	Connecticut	W, 19-6	1944	No team-World War II		Oct. 31, 1959	Springfield (6,000)	L, 0-21	Oct. 26, 1996	Boston University (5,000)	W, 38-7
Nov. 8, 1930	Worcester Tech	W, 45-0	1945	No Homecoming		Oct. 15, 1960	Massachusetts (5,000)	L, 16-34	Oct. 4, 1997	Hofstra (5,178)	L, 21-28
Oct. 24, 1931	Coast Guard	W, 33-6	Nov. 9, 1946	Connecticut (5,000)	L, 0-33	Nov. 18, 1961	Connecticut (6,000)	L, 0-27	Oct. 3, 1998	Brown (7,214)	W, 44-16
Nov. 5, 1932	Worcester Tech	L, 0-12	Oct. 4, 1947	New Hampshire (3,000)	L, 7-33	Oct. 20, 1962	Massachusetts (7,444)	L, 8-42	Oct. 23, 1999	Maine (4,458)	W, 23-14
Nov. 11, 1933	Connecticut	W, 20-7	Nov. 6, 1948	Connecticut (4,500)	L, 6-28	Oct. 5, 1963	New Hampshire (6,000)	L, 13-25	Oct. 14, 2000	James Madison (4,914)	W, 7-6
Nov. 3, 1934	Worcester Tech (1,500)	W, 44-0	Oct. 29, 1949	Springfield (4,400)	L, 13-34	Oct. 10, 1964	Vermont (10,000)	L, 8-16	Oct. 20, 2001	New Hampshire (5,687)	W, 31-27
Nov. 9, 1935	Connecticut	W, 7-0	Nov. 18, 1950	Connecticut (4,712)	W, 14-7	Oct. 23, 1965	Maine (10,000)	L, 0-36	Oct. 19, 2002	Delaware (5,791)	W, 17-14
Oct. 11, 1936	Worcester Tech (2,000)	W, 19-0	Nov. 3, 1951	Springfield (5,000)	W, 25-19	Oct. 8, 1966	Vermont (11,700)	L, 7-21	Oct. 11, 2003	Villanova (2,623)	L, 17-21
Nov. 6, 1937	Connecticut	L, 7-13	Nov. 15, 1952	Connecticut (8,000)	W, 28-25	Oct. 7, 1967	New Hampshire (11,000)	W, 13-6	Oct. 23, 2004	Massachusetts (4,376)	W, 27-24
						Oct. 12, 1968	Vermont (10,000)	W, 52-10	Oct. 8, 2005	Maine (2,508)	L, 23-14
						Oct. 4, 1969	Maine (11,000)	L, 7-35	Oct. 14, 2006	Richmond (3,403)	L, 6-31
						Oct. 17, 1970	Massachusetts (12,000)	W, 14-7	Oct. 13, 2007	James Madison (6,163)	L, 27-44
						Oct. 2, 1971	Maine (10,000)	L, 7-21	Oct. 18, 2008	Villanova (6,704)	L, 7-44
						Oct. 14, 1972	Vermont (7,642)	L, 13-14	Oct. 17, 2009	Hofstra (5,159)	L, 16-28
						Nov. 3, 1973	New Hampshire (9,473)	W, 40-16	Oct. 23, 2010	Maine (4,625)	L, 23-28
						Oct. 12, 1974	Vermont (5,212)	W, 14-0	Oct. 20, 2011	Delaware (6,222)	W, 38-34
						Oct. 4, 1975	Maine (7,132)	L, 14-23	Oct. 27, 2012	New Hampshire (5,127)	L, 40-20
						Oct. 23, 1976	Boston University (6,133)	L, 0-36	Oct. 26, 2013	Delaware	L, 35-13
						Oct. 1, 1977	Maine (8,457)	W, 28-0	Oct. 25, 2014	Maine	L, 20-14
						Oct. 21, 1978	Massachusetts (7,595)	L, 17-19	Oct. 17, 2015	No. 13 Richmond (6,143)	L, 37-12
						Oct. 6, 1979	Maine (8,158)	W, 10-0			
						Oct. 4, 1980	Massachusetts (10,443)	L, 8-26			
						Oct. 10, 1981	Northeastern (9,842)	W, 33-0			
						Oct. 16, 1982	Boston University (10,230)	L, 16-26			
						Oct. 8, 1983	Northeastern (12,211)	W, 30-10			
						Oct. 20, 1984	Boston University (13,052)	W, 22-7			
						Oct. 26, 1985	Lafayette (12,933)	W, 41-19			
						Oct. 18, 1986	Boston University (9,882)	L, 0-17			
						Oct. 31, 1987	New Hampshire (11,231)	L, 14-28			
						Oct. 22, 1988	Richmond (5,980)	L, 10-14			
						Oct. 14, 1989	Maine (8,847)	L, 21-47			

\* Maine forfeited the game for using an ineligible player



# HONORS

## ALL-CONFERENCE FIRST TEAM

Name	Pos.	Conference	Year
Pat Abbruzzi	FB	Yankee	1951
Pat Abbruzzi	LHB	Yankee	1952
Larry Deschene	LT	Yankee	1952
Bob DeSpirito	RG	Yankee	1952
Pat Abbruzzi	LHB	Yankee	1953
Bernie Pina	RHB	Yankee	1953
Pat Abbruzzi	RHB	Yankee	1954
Pete Dalpe	RE	Yankee	1955
Ed DiSimone	LHB	Yankee	1955
Paul Fitzgerald	LG	Yankee	1955
Charlie Gibbons	LT	Yankee	1955
Chuck Hunt	C	Yankee	1955
Bob Novelli	RT	Yankee	1955
Jim Adams	LHB	Yankee	1957
Bob Mairs	RE	Yankee	1957
Roger Pearson	QB	Yankee	1957
Bill Poland	FB	Yankee	1957
Don Brown	HB	Yankee	1958
Roger Pearson	QB	Yankee	1958
Frank Morey	T	Yankee	1959
Bill Poland	FB	Yankee	1959
Roland Bettez	E	Yankee	1960
Frank Finizio	FB	Yankee	1961
Tony Tetro	FB	Yankee	1962
Joe Buesing	T	Yankee	1963
Tony Tetro	FB	Yankee	1963
Joe Buesing	T	Yankee	1964
Harvey Silvers	MG (D)	Yankee	1965
Wayne Zdanowicz	HB	Yankee	1965
Frank Geiselman	E	Yankee	1966
Brent Kaufman	FB	Yankee	1966
Dennis Murphy	C	Yankee	1966
Dave O'Donnell	DS	Yankee	1966
John Thompson	HB	Yankee	1966
Leon Spinney	LB	Yankee	1966
Frank Geiselman	E	Yankee	1967
Terry Hogg	HB (D)	Yankee	1967
Brent Kaufman	FB	Yankee	1967
Ken Kuzman	LB	Yankee	1967
Howie Small	C	Yankee	1967
Everett Keene	G	Yankee	1968
Ken Kuzman	LB	Yankee	1968
Dick Narcessian	FB	Yankee	1970
Dustin Breen	DHB	Yankee	1971
Steve Furness	E (D)	Yankee	1971
Sylvester 'Molly' McGee	FB	Yankee	1971
Bob Linder	T (D)	Yankee	1972
Steve Garofalo	S	Yankee	1973
Henry Hill	T	Yankee	1973
Sylvester 'Molly' McGee	RB	Yankee	1973
Bill Britt	WR	Yankee	1974
Mike Matkevitch	TE	Yankee	1974
Rich Remondino	RB	Yankee	1974
Bill Britt	WR	Yankee	1975
Jeffrey Williams	T	Yankee	1975
Kyle Duval	C	Yankee	1976
Rich Moser	RB	Yankee	1976
Tony Ozello	NG	Yankee	1976
Tom Spann	WR	Yankee	1976
Jeffrey Williams	T	Yankee	1976
Dick Bell	DT	Yankee	1977
Charlie Babbitt	NG	Yankee	1978
Estes Benson	S	Yankee	1978
Tom Marhefka	LB	Yankee	1978

Pete Sinagra	G	Yankee	1978
Steve Tosches	QB	Yankee	1978
Leroy Shaw	RB	Yankee	1979
Tom Mut	WR	Yankee	1981
Barney Rinaldo	NG	Yankee	1981
Bob Soderlund	C	Yankee	1981
Cal Whitfield	CB	Yankee	1981
Tony DeLuca	DT	Yankee	1982
Tom Mut	WR	Yankee	1982
Rich Pelzer	T	Yankee	1982
Jim Roberson	CB	Yankee	1982
Dennis Talbot	DE	Yankee	1982
Tony DeLuca	DL	Yankee	1983
Charlie Bounty	DL	Yankee	1983
Mark Dennen	LB	Yankee	1983
Tony Hill	DB	Yankee	1983
Dameon Reilly	WR	Yankee	1983
Bob Seccareccia	T	Yankee	1983
Dave Wienke	QB	Yankee	1983
Charlie Bounty	DL	Yankee	1984
Mark Brockwell	LB	Yankee	1984
Tom Ehrhardt	QB	Yankee	1984
Brian Forster	TE	Yankee	1984
Tony Hill	DB	Yankee	1984
Dameon Reilly	WR	Yankee	1984
Greg Sturgis	G	Yankee	1984
Brad Carson	DL	Yankee	1985
Mike Cassidy	DB	Yankee	1985
Tom Ehrhardt	QB	Yankee	1985
Brian Forster	TE	Yankee	1985
Dameon Reilly	WR	Yankee	1985
Ray Williams	DB	Yankee	1985
Bob White	T	Yankee	1985
Kevin Smith	DB	Yankee	1988
Kevin Smith	DB	Yankee	1989
John Klumbach	DL	Yankee	1990
Kevin Smith	DB	Yankee	1990
Darren Rizzi	TE	Yankee	1992
Skip Thomas	PK	Yankee	1993
Bobby Apgar	WR	Yankee	1994
Bobby Apgar	WR	Yankee	1995
Cy Butler	RS	Yankee	1995
Lou D'Agostino	DL	Yankee	1995
Brian Smith	DL	Yankee	1995
Frank Ferrara	DL	Yankee	1998
Miguel Viera	LB	Atlantic 10	1998
Matt Walker	PK	Atlantic 10	1998
Lance Small	DB	Atlantic 10	2001
Shane Laisle	PK	Atlantic 10	2002
Shane Laisle	PK	Atlantic 10	2003
Wendall Williams	RS	Atlantic 10	2003
Dustin Bayer	OL	Atlantic 10	2004
Joe Casey	FB/HB	Atlantic 10	2005
Joe Casey	FB/HB	Atlantic 10	2006
Joe Casey	FB/HB	CAA Football	2007
Bryan Giannecchini	P	CAA Football	2007
Victor Adesanya	DL	CAA Football	2010
Travis Hurd	KR	CAA Football	2010
Mackenzie Elliott	KR	CAA Football	2013
Andrew Bose	LB	CAA Football	2014
Harold Cooper	KR	CAA Football	2015

## ALL-CONFERENCE SECOND TEAM

Name	Pos.	Conference	Year(s)
Robert DiSpirito	RG	Yankee	1951
Bernie Pina	QB	Yankee	1951

Henry Brenner	LG	Yankee	1952
Robert DiSpirito	C	Yankee	1952
Richard Grann	RT	Yankee	1952
Bernie Pina	QB	Yankee	1952
Don Almy	FB	Yankee	1953
Ed Fratto	QB	Yankee	1953
Charley Gibbons	RT	Yankee	1953
Chris Latos	LG	Yankee	1953
Harry Brenner	LG	Yankee	1954
Ed DiSimone	FB	Yankee	1954
Richard Grann	LT	Yankee	1954
Paul Fitzgerald	LG	Yankee	1956
Jack Leach	FB	Yankee	1956
James Gerlach	RG	Yankee	1957
Frank Morey	LT	Yankee	1957
Frank Morey	T	Yankee	1958
Roland Bettez	T	Yankee	1959
Roger Pearson	QB	Yankee	1959
Phil Mulcahey	DL	Yankee	1986
Jim Muse	TE	Yankee	1987
Kevin Smith	DB	Yankee	1987
Peter Doremus	LB	Yankee	1990
Rich Heffernan	DL	Yankee	1990
Chris Pierce	WR	Yankee	1990
Chris Cassara	P	Yankee	1991
Chris Cassara	PK	Yankee	1991
Lou D'Agostino	DL	Yankee	1994
Skip Thomas	PK	Yankee	1994
Jared Elwell	LB	Yankee	1995
Frank Ferrara	DL	Yankee	1996
James Jenkins	RB	Yankee	1996
Miguel Viera	LB	Atlantic 10	1997
Ron Iannonti	DB	Atlantic 10	1998
James Jenkins	RB	Atlantic 10	1998
Lance Small	DB	Atlantic 10	1999
Lance Small	DB	Atlantic 10	2000
Fearon Wright	DL	Atlantic 10	2000
Mark Hayes	DL	Atlantic 10	2001
Paul Picciotti	LB	Atlantic 10	2001
Shane Vergari	OL	Atlantic 10	2001
Chuck Wesley	DB	Atlantic 10	2001
Mark Hayes	DL	Atlantic 10	2002
Shane Laisle	P	Atlantic 10	2002
Wendall Williams	RS	Atlantic 10	2002
Dustin Bayer	OL	Atlantic 10	2003
Teddy Gibbons	LB	Atlantic 10	2004
Jason Ham	RB	Atlantic 10	2004
Shamel Lewis	OL	Atlantic 10	2005
Raji El-Amin	RS	Atlantic 10	2006
Bryan Giannecchini	P	Atlantic 10	2006
Virgil Gray	CB	Atlantic 10	2006
Shamel Lewis	OL	Atlantic 10	2006
Ki'Ameer Johnson	CB	CAA Football	2007
Mark Stolte	OL	CAA Football	2007
Matt Hansen	LB	CAA Football	2008
Tim Edger	P	CAA Football	2009
Matt Hansen	LB	CAA Football	2010
Anthony Baskerville	WR	CAA Football	2011
Jason Foster	OL	CAA Football	2011
Willie McGinnis	OL	CAA Football	2011
Andrew Bose	LB	CAA Football	2013
Robbie Jackson	PR	CAA Football	2013
Josh Moody	DL	CAA Football	2013
Tyler Catalina	OL	CAA Football	2015
Adam Parker	LB	CAA Football	2015
Tim Wienclaw	S	CAA Football	2015

# HONORS

## ALL-CONFERENCE THIRD TEAM

Name	Pos.	Conference	Year(s)
Cy Butler	WR	Yankee	1994
Cy Butler	WR	Yankee	1995
Chris Hixson	QB	Yankee	1995
LaJhon Jones	LB	Yankee	1995
Chris Orlando	DB	Yankee	1995
Will Santi	DL	Yankee	1996
Jason Christopher	P	Atlantic 10	1997
James Jenkins	RB	Atlantic 10	1997
LaJhon Jones	DL	Atlantic 10	1997
Nelson Martinez	OL	Atlantic 10	1997
Rob Milani	OL	Atlantic 10	1999
Paul Picciotti	LB	Atlantic 10	1999
Mark Hayes	DL	Atlantic 10	2000
David Jamison	RB	Atlantic 10	2000
Paul Picciotti	LB	Atlantic 10	2000
Marc Zlotek	DB	Atlantic 10	2000
David Jamison	RB	Atlantic 10	2001
Lance Small	RS	Atlantic 10	2001
Shaka Martin	DL	Atlantic 10	2002
Jason Ham	RB	Atlantic 10	2003
Teddy Gibbons	LB	Atlantic 10	2003
Edgar Puzio	OL	Atlantic 10	2003
Brandon Wenz	OL	Atlantic 10	2004
Brandon Johnson-Farrell	PR	CAA Football	2008
Rob Damon	LB	CAA Football	2009
Shawn Leonard	WR	CAA Football	2009
Anthony Baskerville	WR	CAA Football	2010
Kyle Bogumil	OL	CAA Football	2010
Jason Foster	OL	CAA Football	2010
Jarrold Williams	DB	CAA Football	2010
Kyle Bogumil	OL	CAA Football	2011
Doug Johnson	LB	CAA Football	2011
Jamaal Bess	CB	CAA Football	2012
Andrew Bose	LB	CAA Football	2012
Brandon Johnson-Farrell	WR	CAA Football	2012
Andrew Belizaire	OL	CAA Football	2013
James Timmins	DL	CAA Football	2013
Tyler Catalina	OL	CAA Football	2014
Justin Favreau	TE	CAA Football	2014
Myles Holmes	KR	CAA Football	2014
Robbie Jackson	PR	CAA Football	2014
Harold Cooper	RB	CAA Football	2015
Mike Ezirike	DL	CAA Football	2015
Myles Holmes	CB	CAA Football	2015
Charlie McKeeman	TE	CAA Football	2015

## PRE-SEASON ALL-CONFERENCE

Name	Conference	Year
John Campeni	Atlantic 10	2002
Shane Laisle	Atlantic 10	2002
Wendall Williams	Atlantic 10	2002
Joe Casey	CAA Football	2007
Bryan Giannecchini	CAA Football	2007
Joe Casey	CAA Football	2008
Travis Hurd	CAA Football	2011
Steve Probst	CAA Football	2011
Andrew Bose	CAA Football	2013
Andrew Bose	CAA Football	2014
Myles Holmes	CAA Football	2015

## CONFERENCE POSTSEASON HONORS

Name	Conference	Award	Year(s)
Dameon Reilly	Yankee	Rookie of the Year	1983
Chris Hixson	Yankee	Rookie of the Year	1993

Wendall Williams	Atlantic 10	Special Teams POY	2003
Joe Casey	Atlantic 10	Rookie of the Year	2005

## CONFERENCE COACH OF THE YEAR

Name	Conference	Year
Bob Griffin	Yankee	1984
Bob Griffin	Yankee	1985
Tim Stowers	Atlantic 10	2001
Joe Trainer	CAA Football	2010

## CONFERENCE ALL-ACADEMIC TEAM

Name	Conference	Year(s)
Shane Laisle	Atlantic 10	2002
Kyle Edwards	Atlantic 10	2003
Shane Laisle	Atlantic 10	2003
Kyle Edwards	Atlantic 10	2004
Damien Gresko	Atlantic 10	2004
Drew Owens	Atlantic 10	2004
Kyle Edwards	Atlantic 10	2005
Damien Gresko	Atlantic 10	2005
Shamel Lewis	Atlantic 10	2005
Josh Mason	Atlantic 10	2005
Kyle Edwards	Atlantic 10	2006
Eric Cervone	Atlantic 10	2006
Fran Dempsey	Atlantic 10	2006
Mizraim Farley	Atlantic 10	2006
Colin Gallagher	Atlantic 10	2006
Bryan Giannecchini	Atlantic 10	2006
Damien Gresko	Atlantic 10	2006
Shamel Lewis	Atlantic 10	2006
Steve Moll	Atlantic 10	2006
Mark Stolte	Atlantic 10	2006
Fran Dempsey	CAA Football	2007
Bryan Giannecchini	CAA Football	2007
Damien Gresko	CAA Football	2007
Steve Moll	CAA Football	2007
D.J. Stefkovich	CAA Football	2007
Mark Stolte	CAA Football	2007
Greg Wicks	CAA Football	2007
Fran Dempsey	CAA Football	2008
D.J. Stefkovich	CAA Football	2008
Greg Wicks	CAA Football	2008
Michael Farr	CAA Football	2009
Louis Feinstein	CAA Football	2009
Matt Greenhalgh	CAA Football	2009
Tom Lang	CAA Football	2009
Willie McGinnis	CAA Football	2009
Matt Rae	CAA Football	2009
D.J. Stefkovich	CAA Football	2009
Greg Wicks	CAA Football	2009
Brandon Williams	CAA Football	2009
Doug D'Angelo	CAA Football	2010
Kyle Elliott	CAA Football	2010
Michael Farr	CAA Football	2010
Louis Feinstein	CAA Football	2010
Matt Greenhalgh	CAA Football	2010
Jeff Kennedy	CAA Football	2010
Tom Lang	CAA Football	2010
Brian Louth	CAA Football	2010
Willie McGinnis	CAA Football	2010
Zach Moore	CAA Football	2010
Steve Probst	CAA Football	2010
Matt Rae	CAA Football	2010
Mike Rinaldi	CAA Football	2010
Kyle Elliott	CAA Football	2011
Louis Feinstein	CAA Football	2011

Matt Greenhalgh	CAA Football	2011
Andrew Kestenbaum	CAA Football	2011
Willie McGinnis	CAA Football	2011
Steve Probst	CAA Football	2011
Matt Rae	CAA Football	2011
Damen Vargas	CAA Football	2011
Ahkiel White	CAA Football	2011
Bob Bentsen	CAA Football	2012
Connor Caponegro	CAA Football	2012
Robbie Delgado	CAA Football	2012
Kyle Elliott	CAA Football	2012
Matt Greenhalgh	CAA Football	2012
Cameron Josse	CAA Football	2012
Jeff Kennedy	CAA Football	2012
Andrew Kestenbaum	CAA Football	2012
Joe Migliarese	CAA Football	2012
Mike Rinaldi	CAA Football	2012
Damen Vargas	CAA Football	2012
Tim Wienclaw	CAA Football	2012
Bob Bentsen	CAA Football	2013
Robbie Delgado	CAA Football	2013
Robert Howard	CAA Football	2013
Jeff Kennedy	CAA Football	2013
Andrew Kestenbaum	CAA Football	2013
Adam Parker	CAA Football	2013
Kolt Peavey	CAA Football	2013
Mike Rinaldi	CAA Football	2013
Justin Semmes	CAA Football	2013
Tim Wienclaw	CAA Football	2013
Jawaun Wynn	CAA Football	2013
Dino Boyd	CAA Football	2014
Clay Crume	CAA Football	2014
Robby Delgado	CAA Football	2014
Robert Howard	CAA Football	2014
Andrew Kestenbaum	CAA Football	2014
Ross Kim	CAA Football	2014
Mack Lowrie	CAA Football	2014
Charlie McKeeman	CAA Football	2014
Kolt Peavey	CAA Football	2014
Mike Rinaldi	CAA Football	2014
Donovan Walker	CAA Football	2014
Jawaun Wynn	CAA Football	2014
Shawn Antoine	CAA Football	2015
Tyler Arena	CAA Football	2015
Lorenzo Bryant	CAA Football	2015
Brian Collins	CAA Football	2015
Michael Curry	CAA Football	2015
Robby Delgado	CAA Football	2015
Alex Ganter	CAA Football	2015
Anthony Garro	CAA Football	2015
Power Kanga	CAA Football	2015
Tom Kelleher	CAA Football	2015
Jordan Koester	CAA Football	2015
Charlie McKeeman	CAA Football	2015
Mark Murphy	CAA Football	2015
Kolt Peavey	CAA Football	2015
Justin Rohrwasser	CAA Football	2015
Jordan Vazzano	CAA Football	2015
Jake Whan	CAA Football	2015
Tim Wienclaw	CAA Football	2015

# HONORS

## CONFERENCE PLAYER/ROOKIE OF THE WEEK

(Off. - O, Def. - D, Spec. Teams - ST, Rookie - R)

Name	Conference	O/D/ST/R	Date
Chris Hixson	Yankee	R	9/12/1993
Lou D'Agostino	Yankee	D	9/26/1993
Chris Hixson	Yankee	R	9/26/1993
Bobby Apgar	Yankee	O	10/5/1993
Frank Ferrara	Yankee	R	9/3/1994
Luther Green	Atlantic 10	O	9/8/2001
Paul Picciotti	Atlantic 10	D	9/8/2001
Calvin Poole	Atlantic 10	ST	9/1/2002
Wendall Williams	Atlantic 10	ST	9/27/2003
Justin Anselmo	Atlantic 10	ST	9/10/2005
Michael Bland	Atlantic 10	ST	9/10/2005
Joe Casey	Atlantic 10	R	9/19/2005
Joe Casey	Atlantic 10	R	10/23/2005
Alfonso Dormu	Atlantic 10	ST	10/23/2005
Raji El-Amin	Atlantic 10	ST	9/11/2006
Raquan Pride	Atlantic 10	D	10/2/2006
Colin Gallagher	Atlantic 10	ST	10/29/2006
Louis Feinstein	CAA Football	R	9/1/2008
Derek Cassidy	CAA Football	O	10/6/2008
Shawn Leonard	CAA Football	O	11/9/2009
Victor Adesanya	CAA Football	D	9/20/2010
Steve Probst	CAA Football	O	10/4/2010
Travis Hurd	CAA Football	ST	10/18/2010
Willie McGinnis	CAA Football	ST	11/8/2010
Steve Probst	CAA Football	O	11/8/2010
Deontray Johnson	CAA Football	ST	11/22/2010
Louis Feinstein	CAA Football	ST	11/7/2011
Andrew Bose	CAA Football	D	9/14/2013
Dylan Smith	CAA Football	ST	10/19/2013
Andrew Bose	CAA Football	D	10/25/2014
Myles Holmes	CAA Football	ST	10/25/2014
Dylan Smith	CAA Football	ST	11/24/2014
Harold Cooper	CAA Football	ST	10/5/2015
Tez Wilson	CAA Football	R	10/12/2015

## AMERICAN FOOTBALL COACHES

### ASSOCIATION (AFCA) ALL-AMERICA

Name	Pos.	Year(s)
Rich Pelzer	OL	1982
Tony DeLuca	DL	1983
Brian Forster	TE	1984
Brian Forster	TE	1985
Tom Ehrhardt	QB	1985
Kevin Smith	DB	1990
Darren Rizzi	TE	1992

### ASSOCIATED PRESS ALL-AMERICA

Name	Team	Year(s)
Tom Ehrhardt	First Team	1984
Brian Forster	First Team	1985
Mike Cassidy	Honorable Mention	1985
Tom Ehrhardt	First Team	1985
Brian Forster	First Team	1985
Bob White	First Team	1985
Darren Rizzi	First Team	1992
Dustin Bayer	Third Team	2004

### FOOTBALL NEWS ALL-AMERICA

Name	Team	Year
Darren Rizzi	First Team	1992

## DON HANSEN'S FOOTBALL GAZETTE ALL-AMERICA

Name	Team	Year
Darren Rizzi	Third Team	1991
Darren Rizzi	First Team	1992

### KODAK ALL-AMERICA HONORS

Name	Team	Year
Rich Pelzer	First Team	1982
Tony DeLuca	First Team	1983
Tom Ehrhardt	First Team	1984
Brian Forster	First Team	1984
Tom Ehrhardt	First Team	1985
Brian Forster	First Team	1985
Kevin Smith	First Team	1990
Darren Rizzi	First Team	1992

### THE SPORTS NETWORK ALL-AMERICA HONORS

Name	Pos.	Team	Year
Kevin Smith	DB	Honorable Mention	1988
Kevin Smith	DB	Honorable Mention	1990
Darren Rizzi	TE	Second Team	1991
Darren Rizzi	TE	First Team	1992
Cy Butler	WR	Third Team	1995
Lou D'Agostino	DL	Second Team	1995
Brian Smith	DL	Third Team	1995
Will Santi	DL	Second Team	1996
Frank Ferrara	DL	Second Team	1998
Miguel Viera	LB	Second Team	1998
Lance Small	DB	Second Team	2001
Dustin Bayer	OL	Third Team	2004
Joe Casey	FB	Third Team	2007
Rob Damon	LB	Third Team	2009

### THE SPORTS NETWORK PRE-SEASON ALL-AMERICA

Name	Team	Year
Joe Casey	Second Team	2007

### WALTER CAMP ALL-AMERICA

Name	Team	Year
Darren Rizzi	First Team	1992

### YANKEE CONFERENCE 50TH ANNIVERSARY TEAM (NAMED IN 1996)

Name	Pos.
Brian Forster	TE
Steve Furness	DE
Kevin Smith	DB
Jeffrey Williams	OT

### ALLSTATE AFCA GOOD WORKS TEAM

Name	Year(s)
Matt Greenhalgh	2011

### BOSTON GRIDIRON CLUB COACH OF THE YEAR

Name	Conference	Year(s)
Bob Griffin	Yankee	1985

### KODAK COACH OF THE YEAR

Conference	Year	Name
Yankee	1984	Bob Griffin
Yankee	1985	Bob Griffin

### NEW ENGLAND FOOTBALL COACH OF THE YEAR

Name	Year
Bob Griffin	1984
Bob Griffin	1985

## ECAC ROOKIE OF THE YEAR

Name	Year
Chris Hixson	1993

## COLLEGE FOOTBALL PERFORMANCE AWARDS

### PERFORMER OF THE WEEK

Name	Conference	Pos.	Date
James Timmins	CAA Football	DL	9/7/2013
Dylan Smith	CAA Football	K	10/19/2013
Myles Holmes	CAA Football	KR	10/25/2014

### COLLEGE SPORTS MADNESS PLAYER OF THE WEEK

Name	Conference	Pos.	Date
Tim Wiendaw	CAA Football	DB	10/19/2013
Tim Wiendaw	CAA Football	DB	11/23/2014

### THE SPORTS NETWORK FCS PLAYER OF THE WEEK

Name	O/D/ST/R	Pos.	Date
Andrew Bose	Defense	LB	9/14/13

### ECAC WEEKLY HONOR ROLL

Name	Date
Chris Hixson	9/12/93
Frantzy Jordain	10/16/93
Luther Green	9/8/01
Tony Garofalo	9/12/03

### ESPN/USA TODAY SPECIAL TEAMS

#### Player of the Week

Name	Date
Shane Laisle	10/8/03

### ESPN THE MAGAZINE ALL-ACADEMIC

Name	Team	Year(s)
Steve Moll	First Team District 1	2005

### ESPN THE MAGAZINE/CAPITAL ONE/COSIDA ALL-ACADEMIC

Name	Team	Year
Damien Gresko	First Team District I	2006
Damien Gresko	Second Team All-America	2006
Bryan Giannecchini	First Team District I	2007
Damien Gresko	Second Team All-America	2007
Damien Gresko	First Team District I	2007
Matt Rae	First Team District I	2009
Matt Rae	First Team District I	2010
Kyle Elliott	First Team District I	2011
Matt Rae	First Team District I	2011
Kyle Elliott	First Team District I	2012

### VERIZON ALL-ACADEMIC

Name	Team	Year
Shane Laisle	District 1 University Division	2001

### N.E. FOOTBALL WRITERS ALL-NEW ENGLAND

Name	Position	Year
Frank Ferrara	DL	1996
Shane Laisle	P	2003
Raji El-Amin	KR	2006
Virgil Gray	DB	2006
Matt Hansen	LB	2008
Lance Small	DB	2000
Anthony Baskerville	WR	2011
Brandon Johnson-Farrell	WR	2012
Andrew Bose	LB	2013
Mackenzie Elliott	KR	2013
Andrew Bose	LB	2014
Harold Cooper	KR	2015

# HONORS

## RI WORDS UNLIMITED MALE ATHLETE OF THE YEAR

Name	Conference	Year
Pat Abbruzzi	Yankee	1954
Frank Geiselman	Yankee	1967
Dick Narcessian	Yankee	1970
Tom Ehrhardt	Yankee	1984
Tom Ehrhardt	Yankee	1985
Matt Hansen	CAA Football	2010

## RI WORDS UNLIMITED COACH OF THE YEAR

Name	Conference	Year
Hal Kopp	Yankee	1952
Hal Kopp	Yankee	1953
Hal Kopp	Yankee	1955
Herb Maack	Yankee	1957
Bob Griffin	Yankee	1984
Bob Griffin	Yankee	1985
Tim Stowers	Atlantic 10	2001

## FAN'S CHOICE RHODY GRAND TEAM

(NAMED IN 2013 TO CELEBRATE URI'S 1000TH GAME)

### OFFENSE

Name	Position	Years
Tom Ehrhardt	QB	1984-85
Larry Caswell	QB	1966-68
Pat Abbruzzi	RB	1951-54
Joe Casey	RB	2005-09
James Jenkins	RB	1996-98
Rich Moser	RB	1975-77
Jeff Williams	OL	1973-76
Jason Foster	OL	2008-11
Bob White	OL	1982-85
John Bush	OL	1995-98
Dustin Bayer	OL	2001-04
Tom Cataldo	OL	1968-70
Kyle Bogumil	OL	2008-11
Greg Sturgis	OL	1982-85
Rich Pelzer	OL	1980-82
Dameon Reilly	WR	1983-85
Shawn Leonard	WR	2006-09
Bobby Appar	WR	1993-95
Brandon Johnson-Farrell	WR	2008-12
Brian Forster	TE	1983-95
Darren Rizzi	TE	1989-92
Tony DiMaggio	TE	1983-85

### DEFENSE

Name	Position	Year
Tony DeLuca	DL	1980-83
Steve Furness	DL	1969-71
Frank Ferrara	DL	1995-98
Willie McGinnis	DL	2008-11
Brad Carson	DL	1983-85
Charlie Bounty	DL	1983-84
Lou D'Agostino	DL	1993-95
Victor Adesanya	DL	2008-10
Charlie Gibbons	DL	1954-56
Mark Dennen	LB	1981-83
Matt Hansen	LB	2007-10
Jared Elwell	LB	1994-97
Paul Picciotti	LB	1998-2001
Kevin Smith	DB	1987-90
Tony Hill	DB	1982-85
Guy Carbone	DB	1982-85
Mike Cassidy	DB	1983-85
Ray Williams	DB	1983-86
Lance Small	DB	1998-2001
Mark Cruise	DB	1978-80
Cal Whitfield	DB	1979-82

### SPECIAL TEAMS

Name	Position	Year
Cy Butler	KR	1993-95
Wendall Williams	KR	2000-03
Matt Walker	K	1995-98
Shane Laisle	P	2000-03
Chris Cassara	K/P	1988-91

### HEAD COACH

Bob Griffin (1976-1992)

# PLAYERS IN THE PROS

Name (Pos.)	URI	Team (League)	Pro Seasons	Name (Pos.)	URI	Team (League)	Pro Seasons
Duke Abbruzzi (RB)	1938-41	Montreal Alouettes (CFL)	1941-43	Matt Hansen (LB)	2007-10	Atlanta Falcons (NFL)	2011-12
Pat Abbruzzi (RB)	1951-54	Montreal Alouettes (CFL)	1956-59	Brian Hunte (LB)	1992-93	Toronto Argonauts (CFL)	1996
Alan Abruse (OT)	1960-63	Los Angeles Rams (NFL)	1963	Eric Jenkins (DE)	1992-94	Montreal Alouettes (CFL)	1996
John Bush (C)	1995-98	Toronto Argonauts (CFL)	2000	James Jenkins (RB)	1996-98	Toronto Argonauts (CFL)	2000
Cy Butler (WR)	1993-95	New Haven Ninjas (AFL)	2002	Lajhon Jones (LB)	1994-97	San Diego Chargers (NFL)	1998
		Mohegan Wolves (Arena2)	2003			New Haven Ninjas (AFL)	2002
Dan Callahan (P)	1973	New England Patriots (NFL)	1974	Chris Keneally (OL)	1992-94	Ottawa Roughriders (CFL)	1995-96
		Washington Redskins (NFL)	1975	Ken Mastrole (QB)	1999	Orlando Predators (AFL)	2001
		Jacksonville Express (WFL)	1975			Amsterdam Admirals (NFL Europe)	2002
Guy Carbone (DB)	1982-85	New England Patriots (NFL)	1986	Lyle McCombs (RB)	2014	Toronto Argonauts (CFL)	2015
Mike Cassidy (DB)	1983-85	New England Patriots (NFL)	1986	Molly McGee (FB)	1971-73	Atlanta Falcons (NFL)	1974
Derek Cassidy (QB)	2005-08	New Orleans VooDoo (AFL)	2011			Ottawa Rough Riders (CFL)	1975
		Pittsburgh Power (AFL)	2012-13			Sask. Roughriders (CFL)	1976-79
Mark Cruise (DB)	1977-81	Dallas Cowboys (NFL)	1981	Willie McGinnis (DL)	2008-11	Pittsburgh Power (AFL)	2013
		New England Patriots (NFL)	1982			Cleveland Gladiators (AFL)	2014-15
Armand Cure (RB)	1941-43	Baltimore Colts (NFL)	1943-44			Orlando Predators	2016
Devon Dace (DB)	2008-11	Iowa Barnstormers (AFL)	2014	Rich Moser (RB)	1975-77	Pittsburgh Steelers (NFL)	1978-79
		Spokane Shock (AFL)	2015			Miami Dolphins (NFL)	1980
Lou D'Agostino (DL)	1993-95	New York Jets (NFL)	1996			Kansas City Chiefs (NFL)	1981
Chy Davidson (WR)	1978-79	New England Patriots (NFL)	1981-82			Pittsburgh Steelers (NFL)	1981
Tony DeLuca (DT)	1980-83	Buffalo Bills (NFL)	1987			Tampa Bay Buccaneers (NFL)	1982-83
T.J. DeSanto (WR)	1980-82	Philadelphia Stars (USFL)	1983	Tom Mut (WR)	1978, 1980-82	New England Patriots (NFL)	1983
Tony DiMaggio	1983-86	Cincinnati Bengals (NFL)	1986	Rich Pelzer (OT)	1980-82	Philadelphia Eagles (NFL)	1982
		New England Patriots (NFL)	1988	Jim Pratt (WR)	1985-86	New England Steamrollers (AFL)	1988
Tom Ehrhardt (QB)	1984-85	New York Jets (NFL)	1986	Raquan Pride (DB)	2003-06	Manchester Wolves (Arena2)	2008
		Cincinnati Bengals (NFL)	1986	Dameon Reilly (WR)	1983-85	Indianapolis Colts (NFL)	1986
Frank Ferrara (DT)	1994-96;1998	New York Giants (NFL)	1999-01			Miami Dolphins (NFL)	1987
		Philadelphia Eagles (NFL)	2002	Darren Rizzi (TE)	1988-92	Philadelphia Eagles (NFL)	1993
Brian Forster (WR)	1983-85, 1987	New England Patriots (NFL)	1988	Howie Small (C)	1950-52	Minnesota Vikings (NFL)	1967
Jason Foster (OL)	2008-11	Indianapolis Colts (NFL)	2012	Lance Small (DB)	1998-01	Mohegan Wolves (AFL)	2002
		Oakland Raiders (NFL)	2012-13	Kevin Smith (CB)	1987-90	Pittsburgh Steelers (NFL)	1991
		Tampa Bay Buccaneers (NFL)	2014	Dennis Talbot (DE)	1979-82	Chicago Fire (USFL)	1983
		B.C. Lions (CFL)	2015	Shane Vergari (C)	1998-01	Mohegan Wolves (Arena2)	2002
Greg Fournier (OL)	1991-94	Saskatchewan Roughriders (CFL)	1995	Chuck Wesley (DB)	1998-01	Buffalo Destroyers (Arena2)	2003
Steve Furness (DT)	1969-71	Pittsburgh Steelers (NFL)	1971-80	Bob White (OT)	1982-85	New York Jets (NFL)	1986
		Tampa Bay Buccaneers (NFL)	1981			Dallas Cowboys (NFL)	1987-89
		Detroit Lions (NFL)	1981			New England Patriots (NFL)	1990
Frank Geiselman (FL)	1966-67	Green Bay (NFL)	1968	Calvin Whitfield (CB)	1979-82	Montreal Alouettes (CFL)	1983
Charlie Gibbons (DL)	1954-56	Montreal Alouettes (CFL)	1956			Buffalo Bills (NFL)	1984
Dick Grann (C)	1953-55	Baltimore Colts (NFL)	1955	Jeff Williams (OT)	1973-76	Los Angeles Rams (NFL)	1977-78
Virgil Gray (DB)	2002-06	Lubbock Renegades (Arena2)	2008			Washington Redskins (NFL)	1979-80
		Spokane Shock (AFL)	2009			San Diego Chargers (NFL)	1981
		Milwaukee Iron (AFL)	2010			Chicago Bears (NFL)	1982
		Arizona Rattlers (AFL)	2011-13	Ray Williams (DB)	1983-86	New England Patriots (NFL)	1987
		Pittsburgh Power (AFL)	2014	Wendall Williams (RB)	2000-03	San Francisco 49ers (NFL)	2004-05
		San Jose SaberCats (AFL)	2015				