

ILLINOIS STATE BASEBALL



2026 **BASEBALL** **MEDIA GUIDE**

2026 SCHEDULE



2026 ILLINOIS STATE BASEBALL

FEBRUARY

1	2	3	4	5	6	7
8	9	10	11	12	13	14
15	16	17	18	19	20	21
22	23	24	25	26	27	28

MARCH

1	2	3	4	5	6	7
8	9	10	11	12	13	14
15	16	17	18	19	20	21
22	23	24	25	26	27	28
29	30	31				

APRIL

1	2	3	4
5	6	7	8
9	10	11	12
13	14	15	16
17	18	19	20
21	22	23	24
25	26	27	28
29	30		

MAY

1	2
3	4
5	6
7	8
9	10
11	12
13	14
15	16
17	18
19	20
21	22
23	24
25	26
27	28
29	30

DO YOU REDDIES ONTO BATTLE! FIGHT FOR ISU. RAISE THE BANNER, RED, AND WHITE. TO THIS DRUM WE'LL BE TRUE. SO LET US CHEER THE REDDIES ON TO VICTORY! EVERY VOICE PROCLAIMS: WE'VE GOT THE FIGHT! WE'VE GOT THE NIGHT! LET'S WIN THIS GAME!

2026 SCHEDULE

FEBRUARY

13	at SEMO	3 p.m.	Cape Girardeau, Mo.
14	at SEMO	2 p.m.	Cape Girardeau, Mo.
15	at SEMO	1 p.m.	Cape Girardeau, Mo.
17	at SIUE	3 p.m.	Edwardsville, Ill.
20	UMass-Lowell*	10 a.m.	Port Charlotte, Fla.
21	Brown*	10 a.m.	Port Charlotte, Fla.
22	Miami (OH)*	11 a.m.	Port Charlotte, Fla.
25	at Alabama A&M	1 p.m.	Huntsville, Ala.
27	at MTSU	3 p.m.	Murfreesboro, Tenn.
28	at MTSU	1 p.m.	Murfreesboro, Tenn.

MARCH

1	at MTSU	1 p.m.	Murfreesboro, Tenn.
3	at Southern Indiana	4 p.m.	Evansville, Ind.
6	at Eastern Kentucky	4 p.m.	Richmond, Ky.
7	at Eastern Kentucky	12 p.m.	Richmond, Ky.
8	at Eastern Kentucky	11 a.m.	Richmond, Ky.
10	at Saint Louis	3 p.m.	St. Louis, Mo.
12	at Western Illinois	2 p.m.	Macomb, Ill.
13	at Western Illinois	2 p.m.	Macomb, Ill.
14	Western Illinois	3 p.m.	Normal, Ill.
15	Western Illinois	1 p.m.	Normal, Ill.
17	SIUE	5 p.m.	Normal, Ill.
20	Belmont	5 p.m.	Normal, Ill.
21	Belmont	3 p.m.	Normal, Ill.
22	Belmont	1 p.m.	Normal, Ill.
24	Iowa	5 p.m.	Normal, Ill.
27	at Evansville	6 p.m.	Evansville, Ind.
28	at Evansville	2 p.m.	Evansville, Ind.
29	at Evansville	1 p.m.	Evansville, Ind.
31	Illinois	5 p.m.	Normal, Ill.

APRIL

3	at Southern Illinois	6 p.m.	Carbondale, Ill.
4	at Southern Illinois	6 p.m.	Carbondale, Ill.
5	at Southern Illinois	2 p.m.	Carbondale, Ill.
7	Saint Louis	5 p.m.	Normal, Ill.
10	Indiana State	5 p.m.	Normal, Ill.
11	Indiana State	3 p.m.	Normal, Ill.
12	Indiana State	1 p.m.	Normal, Ill.
14	Northern Illinois	5 p.m.	Normal, Ill.
17	at Murray State	5 p.m.	Murray, Ky.
18	at Murray State	2 p.m.	Murray, Ky.
19	at Murray State	1 p.m.	Murray, Ky.
21	at Illinois	6:30 p.m.	Urbana-Champaign, Ill.
24	Bradley	5 p.m.	Normal, Ill.
25	Bradley	3 p.m.	Normal, Ill.
26	Bradley	1 p.m.	Normal, Ill.
28	at Iowa	6:05 p.m.	Iowa City, Iowa

MAY

1	Valparaiso	5 p.m.	Normal, Ill.
2	Valparaiso	3 p.m.	Normal, Ill.
3	Valparaiso	1 p.m.	Normal, Ill.
5	at Northwestern	3:30 p.m.	Evanston, Ill.
8	at UIC	6:05 p.m.	Chicago, Ill.
9	at UIC	2:05 p.m.	Chicago, Ill.
10	at UIC	4:05 p.m.	Chicago, Ill.
12	Eastern Illinois	5 p.m.	Normal, Ill.
14	at Michigan State	5:05 p.m.	East Lansing, Mich.
15	at Michigan State	5:05 p.m.	East Lansing, Mich.
16	at Michigan State	12:05 p.m.	East Lansing, Mich.

* - indicates Snowbird Classic Games

BOLD - indicates Missouri Valley Conference games

Red - indicates home games





DUFFY BASS FIELD



DUFFY BASS FIELD

Duffy Bass Field, the home of Redbird baseball, features a gated complex with seating for over 1,000 spectators, concessions, restrooms, team dugouts and a state-of-the-art press box, making it one of college baseball's premier Midwest venues. In 2008, the facility underwent a \$3.2 million renovation, and in 2010, a new energy efficient LED scoreboard was installed beyond the right field wall. A turf infield was added in 2013 and replaced in 2022.

Located in the northwest corner of Illinois State's athletics complex, Duffy Bass Field was dedicated on May 9, 2009 in honor of legendary ISU baseball coach Duffy Bass. The field is expertly designed and professionally maintained, and it is continually acknowledged as one of the top playing surfaces in college baseball. The Professional Grounds Management Society presented the "Honor Award" to ISU's baseball facility in 1992 and 2003 for recognition of grounds maintained with a high degree of excellence. The Redbird baseball team also enjoys a newly renovated locker room inside of Horton Field House.





PAUL DEJONG BASEBALL TRAINING FACILITY

The Paul DeJong Baseball Training Facility is a state-of-the-art indoor development space located down the right-field line at Duffy Bass Field, home of Illinois State baseball. Made possible in part by a lead gift from MLB infielder and Redbird alumnus Paul DeJong, the facility replaces the program's former outdoor bullpen and batting cages and gives the Redbirds a dedicated, all-weather environment for year-round training. The 88-by-55-foot structure houses multiple batting tunnels and pitching areas, providing athletes with expanded opportunities for skill work and streamlined access to the field.

Named in honor of Paul DeJong, a 2015 Illinois State graduate and former Redbird standout, the facility recognizes both his generosity and his accomplishments at the collegiate and professional levels. DeJong's investment played a crucial role in elevating Illinois State baseball's infrastructure, strengthening the program's ability to recruit, train, and compete within the Missouri Valley Conference. With consistent indoor availability and enhanced player-development resources, the Paul DeJong Baseball Training Facility represents a major step forward for the Redbirds and underscores the program's commitment to excellence.





2026 ROSTER

2026 ROSTER

NUMERICAL ROSTER

No.	Name	Pos.	Ht.	Wt.	Year	Hometown/Prev. School
1	Jackson Manning	IF	6-2	190	Jr.	Keosauqua, Iowa/Des Moines Area CC
2	Eric Machej	IF	6-2	190	So.	Edmonton, Alberta/Foothills Composite HS
3	Luke Stulga	OF	6-3	200	Jr.	Tinley Park, Ill./St. Laurence HS
4	Payton McHarg	IF/OF	5-11	205	Gr.	Saskatoon, Saskatchewan/Washburn
5	Graham Mastros	IF/OF	6-3	210	Jr.	Northfield, Ill./Saint Louis
6	Joey Wilmoth	P	6-1	195	R-Jr.	Fishers, Ind./Fishers HS
8	Zach Bava	C	5-8	200	Fr.	Naperville, Ill./Naperville North HS
10	Cam Karczewski	IF	5-11	190	Gr.	Joliet, Ill./Purdue Fort Wayne
11	Ryan Bakes	C	5-9	190	Jr.	Alognquin, Ill./South Carolina
14	Michael Carrano	C/1B	6-1	200	Jr.	Burbank, Ill./Parkland
15	Josh Outlaw	OF	6-0	180	Sr.	Des Plaines, Ill./Parkland
17	Brayden Bakes	OF	5-9	195	R-So.	Algonquin, Ill./Indiana
18	Jackson Natanek	P/IF	5-10	185	Fr.	Palos Heights, Ill./Brother Rice HS
19	Chris Danko	OF	6-0	185	So.	Elmhurst, Ill./York Community HS
21	Brayden Zilis	P/IF	6-0	170	Fr.	Minooka, Ill./Minooka
22	Reece Clapp	P	6-4	215	Gr.	Columbia, Mo./Bradley
23	Kannon Coakley	1B/OF	6-2	235	Sr.	Maquoketa, Iowa/Southern Indiana
24	Hunter Stencil	C	6-1	205	Jr.	San Diego, Calif./Palomar CC
25	Louis Bussard	OF	5-10	175	So.	Lewisville, Texas/Abilene Christian
26	John Shuey	IF/OF	6-2	190	R-So.	Bloomington, Ill./Parkland
27	Luke Teschke	P	6-2	200	R-Fr.	Monticello, Ill./Monticello HS
28	Toby Schriefer	P	6-3	195	So.	Bourbonnais, Ill./Bradley-Bourbonnais HS
30	Nolan Barry	C/1B/OF	6-2	210	Sr.	Sacramento, Calif./Sacramento City College
31	Tresdon Rybarczyk	P	5-10	185	Sr.	Spring Valley, Ill./Parkland
32	Carter Sellers	P	6-7	225	Fr.	Cincinnati, Ohio/Little Miami HS
33	Henry Brummel	P	6-4	200	So.	Pontiac, Ill./Indiana
34	Matthew Donnison	P	6-0	200	Jr.	Niagara Falls, Ontario/St. Paul Catholic HS
35	Carter Woollums	P	6-0	185	Jr.	Johnston, Iowa/Des Moines Area CC
36	Thomas Harper	P	6-5	200	Sr.	Wauwatosa, Wis./Wauwatosa East HS
38	Shuto Tiger Okumura	P	5-9	180	Sr.	Ann Arbor, Mich./Mississippi Valley State
39	Lucas Foley	P	6-3	205	Jr.	Deer Park, Ill./Valparaiso
40	Nolan Girard	P	6-3	200	So.	Northbrook, Ill./Illinois
41	Carson Cormier	P	6-6	235	R-So.	Westford, Mass./TCU
42	Kyle Manship	P	6-2	180	Jr.	Fishers, Ind./Quincy
43	Trenton Roehler	P	5-9	185	Jr.	Blue Springs, Mo./Hutchinson CC
48	Michael Addari	P	6-6	225	Jr.	Libertyville, Ill./Michigan State
51	Jacob Culp	P	6-1	190	Jr.	Westfield, Ind./NOC-Tonkawa

STAFF

Steve Holm	Head Coach (Eighth Season)
Brad Jarreau	Assistant Coach (Second Season)
David Pearson	Assistant Coach (First Season)
Gavin Weyman	Assistant Coach (Second Season)

PRONUNCIATION GUIDE

Eric Machej	"Match-e"	Luke Stulga	"Stole-ga"
Graham Mastros	"Mass-stros"	Joey Wilmoth	"Wil-myth"
CamKarczewski	"Car-chess-ski"	Jackson Natanek	"Na-tan-eck"
Luke Teschke	"Tesh-key"	Toby Schriefer	"Shree-fur"
Tresdon Rybarczyk	"Trez-den Ri-bar-chick"	Henry Brummel	"Bruh-muhl"
Matthew Donnison	"Don-iss-in"	Carter Woollums	"Wool-ums"
Shuto Tiger Okumura	"Shoe-toe Awk-a-more-a"	Nolan Girard	"Jirard"
Carson Cormier	"Cor-me-ay"	Trenton Roehler	"Ray-ler"
Michael Addari	"Uh-dare-e"		





ILLINOIS STATE REDBIRDS

JACKSON MANNING

IF • R/R • 6-2 • 190 • JR.

KEOSAUQUA, IOWA • VAN BUREN HS / DES
MOINES AREA CC

1

BIO

2025 (Des Moines Area CC): Helped the Bears to a fifth-place finish at the JUCO World Series... Second Team All-Region... Made an appearance in 51 games during the campaign... Tallied 61 hits with a batting average of .347 and an on-base percentage of .456... Notched five home runs and drove in 40 runs.

2024 (Des Moines Area CC): Played in 41 contests across the season... Recorded 34 hits, including four doubles and two triples.

Previous: State Qualifier at Van Buren... First-Team All-State... Conference Player of the Year.

Personal: Son of Abby and Nate Manning.

HITTING

YEAR	GP	AB	R	H	RBI	2B	3B	HR	BB	SB	K	AVG
2024	41	152	29	34	22	4	2	1	17	5	46	.224
2025	51	176	43	61	40	14	-	5	30	7	32	.347
TOTAL	92	328	72	95	62	18	2	6	47	12	78	.290

FIELDING

YEAR	PO	A	E	F
2024	24	54	12	.867
2025	58	102	13	.925
CAREER	82	156	25	.904





ILLINOIS STATE REDBIRDS

ERIC **MACHEJ**

IF • R/R • 6-2 • 190 • SO.

EDMONTON, ALBERTA • FOOTHILL COMPOSITE
HS

2

BIO

2025: Appeared in 16 games, making 12 starts... Recorded eight hits in 44 at-bats... Drove in four RBIs across the season.

HITTING

YEAR	GP	AB	R	H	RBI	2B	3B	HR	BB	SB	K	AVG
2025	12	44	6	8	4	1	-	-	3	1	6	.083
TOTAL	12	44	6	8	4	1	-	-	3	1	6	.083

FIELDING

YEAR	PO	A	E	F
2025	0	5	0	1.000
TOTAL	0	5	0	1.000





ILLINOIS STATE REDBIRDS

LUKE STULGA

OF • R/R • 6-3 • 200 • JR.

TINLEY PARK, ILL. • ST. LAURENCE HS

3

BIO

2025: Appeared in 55 games, making 54 starts at center field... Tallied a batting average of .294 with 20 extra base hits, including 13 doubles... Notched 43 RBIs and 32 runs scored... Held a 22-game hitting streak, the longest in the Steve Holm era.

2024: Appeared in 20 games, making 11 starts... hit for a .326 batting average with six doubles... tallied five RBIs and 14 runs scored... Recorded a two-hit performance with two doubles and two runs scored at Evansville (Apr. 13).

HITTING

YEAR	GP	AB	R	H	RBI	2B	3B	HR	BB	SB	K	AVG
2024	19	43	14	15	5	6	2	0	4	2	12	.349
2025	55	107	32	58	43	13	0	7	15	9	1	.294
TOTAL	74	150	46	73	48	19	2	7	19	11	13	.306

FIELDING

YEAR	PO	A	E	F
2024	11	0	0	1.000
2025	163	2	3	.982
TOTAL	174	2	3	.983





ILLINOIS STATE REDBIRDS

PAYTON MCHARG

IF/OF • L/R • 5-11 • 205 • GR.

SASKATOON, SASKATCHEWAN • ST. JOSEPH HS /
WASHBURN

4

BIO

2025 (Washburn): All-MIAA Second Team... MIAA All-Tournament Team... MIAA Academic Honor Roll... Started in all 53 games during the season... Recorded a batting average of .301 and tallied 59 hits... Hit 13 home runs and recorded 44 runs batted in... Led the team with 35 walks... Tallied 19 multi-hit games with six games with three hits.

2024 (Washburn): NCBWA Second Team All-American... NCBWA First Team All-Central Region... D2CCA Second Team All-Central Region... ABCA/Rawlings Second Team All-Central Region... All-MIAA Second Team... MIAA Academic Honor Roll. Started in all 53 games... Tallied 73 hits, including 17 doubles... Led the team with 21 home runs, 67 RBIs, and 66 runs scored.

2022-23 (Kansas City Kansas CC): Played 41 games in his freshman season and helped team to a 50-12 record and an appearance in the super regional final... Tallied a .293 batting average... Recorded a .297 average in 20 games played in his sophomore season.

Personal: Son of Jackie and Darren... Brother to Preston and Paisley.

HITTING

YEAR	GP	AB	R	H	RBI	2B	3B	HR	BB	SB	K	AVG
2022	41	99	25	29	26	9	1	2	22	7	18	.293
2023	20	64	22	19	22	3	1	4	13	3	10	.297
2024	53	206	66	73	67	17	-	21	35	3	42	.354
2025	53	196	52	59	44	11	-	13	35	4	44	.301
TOTAL	167	565	165	180	159	40	2	60	105	17	104	.311

FIELDING

YEAR	PO	A	E	F
2022	55	0	1	.982
2023	43	2	1	.978
2024	88	21	3	.973
2025	99	42	5	.966
TOTAL	285	65	10	.973





ILLINOIS STATE REDBIRDS

GRAHAM MASTROS

IF/OF • R/R • 6-3 • 210 • JR.

NORTHFIELD, ILL. • NEW TRIER HS / SAINT
LOUIS

5

BIO

2025: Appeared in 49 games, making 46 starts in the field... Recorded 52 hits including 21 extra-base hits ... Drove in 28 RBIs and slashed a hitting line of .292 BA/.466 SLG/.382 OB... Hit four home runs... Compiled 83 total bases ... Led the team with 18 stolen bases... Defensively, finished with 52 putouts and 49 assists

2024 (Saint Louis): Played in 50 games... Hit for a batting average of .256 with five home runs... Recorded 23 RBIs and 35 runs scored.

HITTING

YEAR	GP	AB	R	H	RBI	2B	3B	HR	BB	SB	K	AVG
2024	50	160	35	41	23	9	2	5	19	8	42	.256
2025	49	178	44	52	28	15	2	4	20	10	50	.292
TOTAL	99	338	79	93	51	24	4	9	39	18	92	.275

FIELDING

YEAR	PO	A	E	F
2024	29	66	9	.913
2025	52	49	5	.953
TOTAL	71	115	14	.930





ILLINOIS STATE REDBIRDS

JOEY WILMOTH

P • R/R • 6-1 • 195 • R-JR.

FISHERS, IND. • FISHERS HS

6

BIO

2025: Made three appearances, all in relief... Tallied two strikeouts in 1.1 innings pitched... Missed the final two months of the season due to injury.

2024: Made six appearances... Recorded three strikeouts in 5.1 innings pitched.

2023: Made nine appearances, throwing 7.1 innings... Notched nine strikeouts.

PITCHING

YEAR	IP	H	R	ER	BB	SO	W	L	SV	ERA
2023	7.1	14	12	12	11	9	0	1	0	14.73
2024	5.1	8	3	3	4	3	0	0	0	5.06
2025	1.1	1	3	3	2	2	0	0	0	20.25
TOTAL	14.0	23	18	18	17	14	0	1	0	13.35

FIELDING

YEAR	PO	A	E	F
2024	1	0	0	1.000
2025	0	1	0	1.000
TOTAL	1	1	0	1.000





ILLINOIS STATE REDBIRDS

ZACH BAVA

C • L/R • 5-8 • 200 • FR.

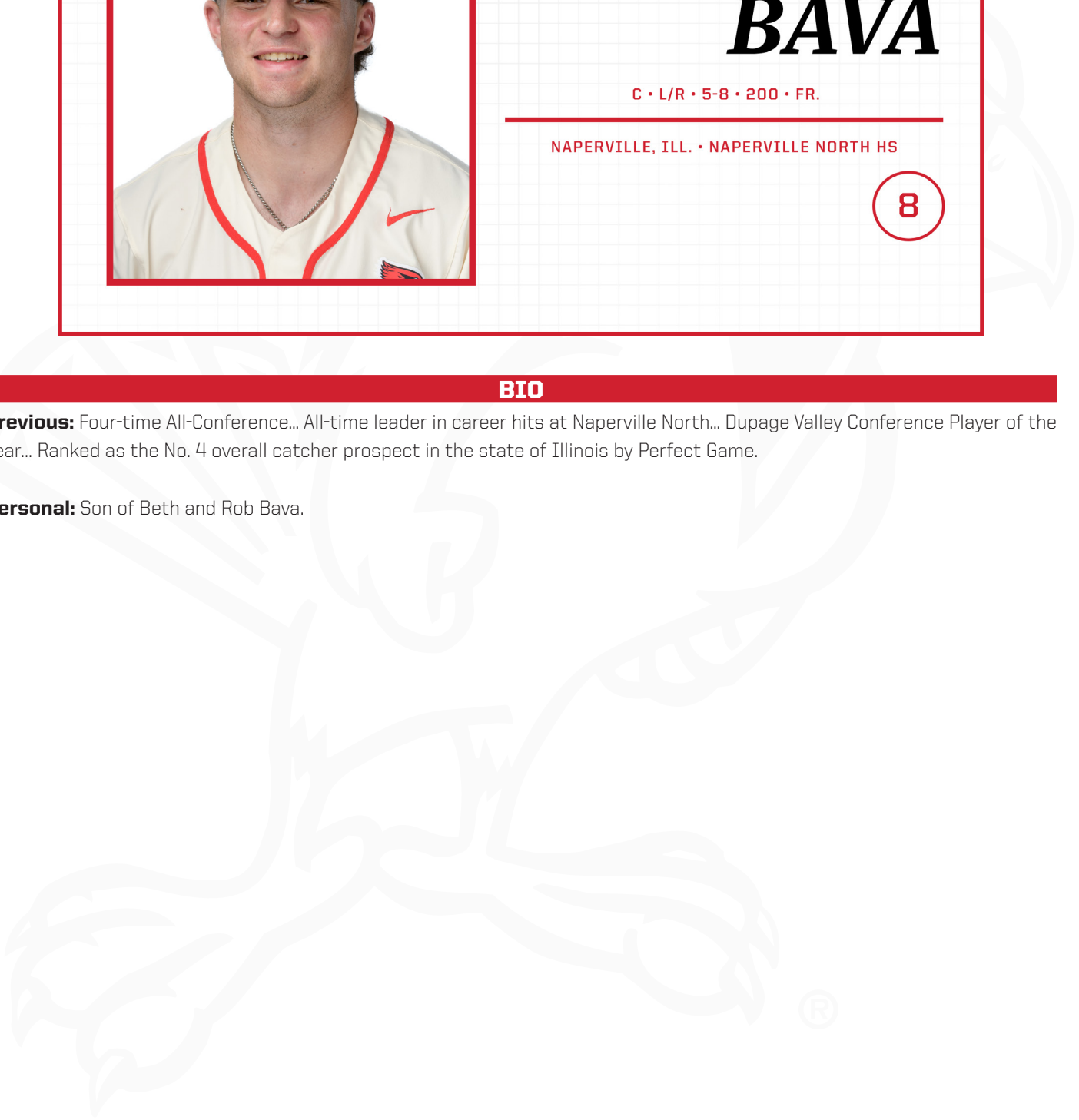
NAPERVILLE, ILL. • NAPERVILLE NORTH HS

8

BIO

Previous: Four-time All-Conference... All-time leader in career hits at Naperville North... Dupage Valley Conference Player of the Year... Ranked as the No. 4 overall catcher prospect in the state of Illinois by Perfect Game.

Personal: Son of Beth and Rob Bava.





ILLINOIS STATE REDBIRDS

CAM KARCZEWSKI

IF • R/R • 5-11 • 190 • GR.

JOLIET, ILL. • JOLIET WEST / PURDUE FORT
WAYNE

10

BIO

2025 (Purdue-Fort Wayne): 2025 All-Horizon League First Team... Started in 47 games across the season... Second amongst the Mastodons with a .324 batting average... Tallied 17 multi-hit games... Notched a home run, a pair of doubles, a single, and two runs with two RBIs versus Northern Kentucky (Apr. 18)... Recorded four hits and three runs scored against Wright State (May 15).

2024 (Purdue-Fort Wayne): Made 49 starts across 51 games... Recorded four hits with a pair of RBIs and runs scored versus Wright State (Mar. 22)... Closed the season with a seven-game hitting streak.

2022-23 (Triton): Started in 90 games across two seasons with 127 hits and 95 runs with a .376 batting average.

Previous: Helped the Tigers to a regional championship at Joliet West... All-Conference team... Hit .477 with 17 extra base hits in his senior season.

HITTING

YEAR	GP	AB	R	H	RBI	2B	3B	HR	BB	SB	K	AVG
2022	41	145	38	53	25	11	-	2	12	10	19	.366
2023	53	197	57	74	40	9	3	3	27	15	22	.376
2024	51	196	33	55	25	7	2	1	18	5	30	.281
2025	47	185	28	60	28	7	1	3	17	6	34	.324
TOTAL	192	723	156	242	118	34	6	9	74	36	105	.366

FIELDING

YEAR	PO	A	E	F
2022	55	73	5	.962
2023	71	59	9	.935
2024	54	129	6	.968
2025	77	123	8	.962
TOTAL	257	384	28	.958





ILLINOIS STATE REDBIRDS

RYAN BAKES

C • R/R • 5-9 • 190 • JR.

ALGONQUIN, ILL. • HUNTLEY HS / SOUTH CAROLINA

11

BIO

2025 (South Carolina): Played in 19 games, making six starts in his sophomore season... Scored three runs, added a pair of extra-base hits, and drove in five runs in 2025... Recorded first career home run with a blast and three RBI's against Milwaukee (Feb. 23).

2024 (South Carolina): Made six starts in 12 appearances for the Gamecocks in his freshman campaign... Recorded two doubles, five RBIs, and three runs scored during the season... Tallied a three-hit performance with three RBIs versus Queens (Feb. 21).

Previous: All-State selection in his senior season at Huntley High School... 2023 Northwest Herald Baseball Player of the Year... 2023 NHSBCA All-Region 4... Hit at a .406 clip with 13 home runs and 37 RBIs in his senior season... Ranked as the no. 9 player in the state of Illinois and the 15th-best catcher in the 2023 recruiting class according to Perfect Game.

HITTING

YEAR	GP	AB	R	H	RBI	2B	3B	HR	BB	SB	K	AVG
2024	12	19	3	4	5	2	-	-	5	-	6	.211
2025	19	28	3	3	5	1	-	1	1	-	10	.107
TOTAL	31	47	6	7	10	3	-	1	6	-	16	.149

FIELDING

YEAR	PO	A	E	F
2024	42	4	1	.979
2025	71	2	0	1.000
TOTAL	113	6	1	.992





ILLINOIS STATE REDBIRDS

MICHAEL CARRANO

C • L/R • 6-1 • 200 • JR.

BURBANK, ILL. • ST. LAURENCE HS / PARKLAND
CC

14

BIO

2025 (Parkland CC): Earned an All-Conference honorable mention in his sophomore campaign... Recorded a .414 batting average with 41 hits, including five home runs and 40 RBIs in 2025.

2024 (Parkland CC): Made 23 starts in 29 appearances in his rookie campaign... Tallied a .300 batting average with 21 hits with 16 RBIs in 2024... Recorded a 3-for-3 performance with two doubles against Carl Sandburg College (Mar. 12).

Previous: All-Conference Second Team at St. Laurence High School... Member of National Honor Society.

Personal: Son of Vanessa and Michael Carrano Sr... Brother to Matthew... Matthew plays baseball at Parkland CC.

HITTING

YEAR	GP	AB	R	H	RBI	2B	3B	HR	BB	SB	K	AVG
2024	29	70	23	21	16	5	1	3	10	2	5	.300
2025	31	99	33	41	40	9	0	5	12	1	13	.414
TOTAL	60	169	56	62	56	14	1	8	22	3	18	.367

FIELDING

YEAR	PO	A	E	F
2024	98	9	1	.991
2025	133	6	2	.986
TOTAL	231	15	3	.988





ILLINOIS STATE REDBIRDS

JOSH OUTLAW

OF • L/L • 6-0 • 180 • SR.

DES PLAINES, ILL. • MAINE WEST HS /
PARKLAND COLLEGE

15

BIO

2025: Appeared in 43 games, making 40 starts... Recorded a batting average of .287... Tallied 35 RBIs and 21 runs scored... Notched 57 total bases and secured nine stolen bases.

2023-24 (Parkland College): Academic All-American... All-Conference honoree... Played in 74 games, hitting .316... Blasted three home runs to go with 46 RBIs and 53 runs scored.

Personal: Son of Terry and Marcie Outlaw.

HITTING

YEAR	GP	AB	R	H	RBI	2B	3B	HR	BB	SB	K	AVG
2023	23	63	14	18	11	6	2	-	11	13	16	.286
2024	51	162	39	53	35	9	3	3	10	19	26	.327
2025	43	150	21	43	35	5	3	1	7	9	27	.287
TOTAL	117	375	74	114	81	20	8	4	18	31	69	.304

FIELDING

YEAR	PO	A	E	F
2023	36	0	1	.973
2024	60	1	3	.953
2025	45	1	3	.939
TOTAL	141	2	7	.953





ILLINOIS STATE REDBIRDS

BRAYDEN BAKES

OF • L/R • 5-9 • 195 • R-SO.

ALGONQUIN, ILL. • HUNTLEY HS / INDIANA

17

BIO

2025: Made 44 starts across 46 appearances in his rookie campaign... Hit eight home runs throughout the season... Reached base at a .407 mark while tallying 38 RBIs and 42 runs scored... Recorded a three-home run performance against Belmont (Mar. 23).

2024 (Indiana): Medical Redshirt.

Previous: Played three seasons of high school baseball at Huntley under head coach Andy Jakubowski... Two-time All-State selection by the Illinois High School Baseball Coaches Association... Fox Valley Conference Player of the Year... Two-time Perfect Game All-American... Hit .394 with 43 hits, 10 home runs, 11 doubles, and 36 RBIs as a senior... Helped Huntley to three-straight conference and regional titles... Ranked as the No. 237 overall prospect by Perfect Game and the No. 45 overall outfielder... Ranked as the No. 10 prospect overall in the state of Illinois. Played travel ball for the GBR Rays.

Personal: Son of Chris and Melissa Bakes... has two siblings, Ryan and Mikayla... twin brother, Ryan, plays alongside at Illinois

HITTING

YEAR	GP	AB	R	H	RBI	2B	3B	HR	BB	SB	K	AVG
2025	46	166	42	52	28	10	2	8	26	5	28	.313
TOTAL	46	166	42	52	28	10	2	8	26	5	28	.313

FIELDING

YEAR	PO	A	E	F
2025	21	0	0	1.000
TOTAL	21	0	0	1.000





ILLINOIS STATE REDBIRDS

JACKSON *NATANEK*

P/IF • R/R • 5-10 • 185 • FR.

PALOS HEIGHTS, ILL. • BROTHER RICE HS

18

BIO

Previous: No. 8 ranked middle-infield prospect in the state of Illinois by Perfect Game... Three-time state semi-finalist at Brothers Rice HS... Member of the 2023 State runner-up team... Recorded a batting average of .371 and recorded 39 RBIs in his senior season.





ILLINOIS STATE REDBIRDS

CHRIS DANKO

OF • L/R • 6-1 • 185 • SO.

ELMHURST, ILL. • YORK COMMUNITY HS

19

BIO

2025: Played in seven games... Scored the game-winning run against Eastern Illinois on May 13... Totaled three putouts for a 1.000 fielding percentage.

Previous: Four-year letter winner at York Community... Three-time All-Conference... Made two appearances in State Final Four... Recorded two semi-final appearances in football.

Personal: Son of Beth and Chris Danko.

HITTING

YEAR	GP	AB	R	H	RBI	2B	3B	HR	BB	SB	K	AVG
2025	7	1	2	-	-	-	-	-	1	-	-	-
TOTAL	7	1	2	-	-	-	-	-	1	-	-	-

FIELDING

YEAR	PO	A	E	F
2025	3	-	-	1.000
TOTAL	3	-	-	1.000





ILLINOIS STATE REDBIRDS

BRAYDEN ZILIS

P/IF • L/R • 6-0 • 170 • FR.

MINOOKA, ILL. • MINOOKA HS

21

BIO

Previous: Personal: Ranked as No. 31 shortstop in the state of Illinois by Perfect Game.





ILLINOIS STATE REDBIRDS

REECE CLAPP

P • R/R • 6-4 • 215 • GR.

COLUMBIA, MO. • ROCK BRIDGE HS / BRADLEY

22

BIO

2025 (Bradley): Made 22 appearances in his junior season... Tallied 47.2 innings pitched and recorded 44 strikeouts.

2024 (Columbia): All-AMC First-Team Selection... Academic All-AMC... AMC Baseball Pitcher of the Week (Apr. 29)... Made 15 starts and recorded an 8-5 record... Led the Cougars with 84 total strikeouts across 78.2 innings pitched.

2023 (Columbia): All-AMC First Team... AMC Pitcher of the Week (Feb. 20)... Pitched in 13 contests, earning a 7-2 record... Tallied 53 strikeouts in 51 innings pitched.

Previous: First-Team All-District and All-State Honorable Mention at Rock Bridge High School... Held a 5-1 record with an ERA of 1.97 and tallied 69 strikeouts in his senior season.

Personal: Son of Gretta and Dennis... Brother to Mya... His father, Dennis, played volleyball at UNI.

PITCHING

YEAR	IP	H	R	ER	BB	SO	W	L	SV	ERA
2022	4.2	2	2	0	2	3	1	0	0	0.00
2023	58.0	54	35	22	32	62	8	2	0	3.41
2024	78.2	71	41	31	40	84	8	5	0	3.55
2025	47.1	52	26	25	21	44	3	1	6	4.75
TOTAL	188.2	179	104	78	95	193	18	8	6	3.72

FIELDING

YEAR	PO	A	E	F
2022	2	0	0	1.000
2023	0	4	2	.667
2024	3	12	1	.953
2025	3	6	0	1.000
TOTAL	8	22	3	.909





ILLINOIS STATE REDBIRDS

KANNON COAKLEY

1B/OF • R/R • 6-2 • 235 • SR.

MAQUOKETA, IOWA • MAQUOKETA HS /
SOUTHERN INDIANA

23

BIO

2025 (Southern Indiana): Named to OVC Commissioner's Honor Roll... Made 42 starts in 47 appearances... Ranked second on the team with a .344 average and 13 doubles... Tallied 28 RBIs and 30 runs scored.

2023-24 (Des Moines Area CC): Helped DMACC to the ICCAC Tournament title, a Region 11 Championship, and a fifth-place showing at the Division II NJCAA World Series... Tallied a .295 average in 93 games... Recorded 57 RBIs, 14 home runs, and 13 doubles.

Previous: First-team All-State at Maquoketa High School... Recorded a batting average of .486 with three home runs and 22 doubles in his senior season.

Personal: Son of Jodi and Chad Coakley.

HITTING

YEAR	GP	AB	R	H	RBI	2B	3B	HR	BB	SB	K	AVG
2023	42	111	34	38	31	5	1	9	21	4	35	.342
2024	51	143	38	37	26	8	1	5	36	4	47	.259
2025	47	154	30	53	28	13	0	0	19	2	37	.344
TOTAL	140	408	102	128	85	26	2	14	76	10	119	.314

FIELDING

YEAR	PO	A	E	F
2023	35	46	17	.827
2024	132	18	6	.962
2025	280	24	5	.984
TOTAL	447	88	28	.950





ILLINOIS STATE REDBIRDS

HUNTER STENCIL

C • R/R • 6-1 • 205 • JR.

SAN DIEGO, CALIF. • MADISON HS / PALOMAR CC

24

BIO

2024 (Palomar College): Made an appearance in 15 games... Tallied 13 hits with one home run and drove in 11 RBIs throughout the season.

2023 (Palomar College): Played in 20 games... Record eight hits and four RBIs.

Personal: Son of Annie and Grant Stencil.

HITTING

YEAR	GP	AB	R	H	RBI	2B	3B	HR	BB	SB	K	AVG
2024	20	38	9	8	4	1	-	-	7	-	6	.211
2025	15	44	7	13	11	2	-	1	3	-	3	.295
TOTAL	35	82	16	21	15	3	-	1	10	-	9	.256

FIELDING

YEAR	PO	A	E	F
2024	124	3	1	.992
2025	55	1	0	1.000
TOTAL	179	4	1	995





ILLINOIS STATE REDBIRDS

LOUIS BUSSARD

OF • L/L • 5-10 • 175 • SO.

LEWISVILLE, TEXAS • PRESTONWOOD
CHRISTIAN ACADEMY / ABILENE CHRISTIAN

25

BIO

2025 (Abilene Christian): Made 16 starts in 23 appearances in his freshman season... Recorded a .293 batting average with 17 hits, including three extra-base hits with 11 runs driven in.

Previous: Member of the 2022 State Champion team at Prestonwood Christian Academy... Three-time First-Team All-District (2022-24)... 2024 Second-Team All-State... 2023 Offensive MVP.

Personal: Son of Terry and Lucinda Bussard... His father, Terry, played basketball at Truman State University.

HITTING

YEAR	GP	AB	R	H	RBI	2B	3B	HR	BB	SB	K	AVG
2025	23	58	10	17	11	2	1	-	7	4	6	.293
TOTAL	23	58	10	17	11	2	1	-	7	4	6	.293

FIELDING

YEAR	PO	A	E	F
2025	22	1	2	.920
TOTAL	22	1	2	.920





ILLINOIS STATE REDBIRDS

JOHN SHUEY

IF/OF • S/R • 6-2 • 190 • R-SO.

BLOOMINGTON, ILL. • BLOOMINGTON HS /
PARKLAND CC

26

BIO

2024-25 (Parkland CC): Appeared in 51 games with 42 starts... Recorded a batting average of .324 with 45 hits, including 10 doubles... Tallied three home runs and 33 RBIs.

HITTING

YEAR	GP	AB	R	H	RBI	2B	3B	HR	BB	SB	K	AVG
2024	7	10	3	3	3	1	2	0	2	1	1	.300
2025	51	139	34	45	33	10	0	3	17	8	33	.324
TOTAL	58	149	37	48	36	11	2	3	19	9	34	.322

FIELDING

YEAR	PO	A	E	F
2024	1	-	-	1.000
2025	38	62	13	.885
CAREER	39	62	13	.895





ILLINOIS STATE REDBIRDS

LUKE **TESCHKE**

P • R/R • 6-2 • 200 • R-FR.

MONTICELLO, ILL. • MONTICELLO HS

27

BIO

2025: Redshirted.





ILLINOIS STATE REDBIRDS

TOBY **SCHRIEFER**

P • R/R • 6-3 • 195 • SO.

BOURBONNAIS, ILL. • BRADLEY-BOURBONNAIS
HS

28

BIO

2025: Appeared in 11 games... Recorded 13 strikeouts in 10.1 innings pitched.

PITCHING

YEAR	IP	H	R	ER	BB	SO	W	L	SV	ERA
2025	10.1	11	9	8	8	13	0	0	1	6.97
TOTAL	10.1	11	9	8	8	13	0	0	1	6.97

FIELDING

YEAR	PO	A	E	F
2025	-	-	-	-
TOTAL	-	-	-	-





ILLINOIS STATE REDBIRDS

NOLAN BARRY

C/1B/OF • R/R • 6-2 • 210 • SR.

SACRAMENTO, CALIF. • RIO AMERICANO HS /
SACRAMENTO CITY COLLEGE

30

BIO

2025: Made three starts in 12 appearances during his junior season... Recorded an on-base percentage of .353... Tallied two RBIs and three walks during the season.

2023-24 (Sacramento City College): First-team All-Big 8... Played in 73 total games, tallying a .296 batting average... Blasted five home runs with 60 RBIs and 49 runs scored across two seasons.

Previous: 2021 All-Metro honors at Rio Americano High School... Class Valedictorian and accumulated a perfect 4.0 GPA.

Personal: Son of Michelle Barry and Jorge Pietro.

HITTING

YEAR	GP	AB	R	H	RBI	2B	3B	HR	BB	SB	K	AVG
2023	33	87	19	20	18	5	3	1	8	1	22	.230
2024	40	163	30	54	42	7	2	4	14	8	15	.331
2025	12	14	1	3	2	-	-	-	3	1	4	.214
CAREER	85	264	50	77	62	12	5	5	25	10	41	.292

FIELDING

YEAR	PO	A	E	F
2023	176	11	3	.984
2024	112	8	2	.984
2025	8	1	1	.900
CAREER	296	20	6	.981





ILLINOIS STATE REDBIRDS

TRESDON RYBARCZYK

P • R/R • 5-10 • 185 • SR.

SPRING VALLEY, ILL. • HALL HS / PARKLAND
COLLEGE

31

BIO

2025: Appeared in 13 games... Recorded 14 strikeouts in 23.1 innings pitched... Threw a season-best 4.0 innings on three occasions... Compiled a season high of three strikeouts versus Northern Illinois (Apr. 23).

2024: Appeared in four games... Recorded two strikeouts in 7.0 innings pitched.

PITCHING

YEAR	IP	H	R	ER	BB	SO	W	L	SV	ERA
2024	7.0	11	8	5	6	2	-	-	-	6.43
2025	23.1	24	21	17	9	24	4	3	2	6.56
CAREER	30.1	25	29	22	15	26	4	3	2	6.53

FIELDING

YEAR	PO	A	E	F
2024	-	-	-	-
2025	0	3	1	.750
CAREER	0	3	1	.750





ILLINOIS STATE REDBIRDS

CARTER **SELLERS**

P • L/L • 6-7 • 225 • FR.

CINCINNATI, OHIO • LITTLE MIAMI HS

32

BIO

Previous: First Team All-Conference... First Team All-City... Runner-up for Pitcher of the Year at Little Miami HS... Honor Roll in all four years.





ILLINOIS STATE REDBIRDS

HENRY BRUMMEL

P • R/R • 6-4 • 200 • SO.

PONTIAC, ILL. • PONTIAC HS / INDIANA

33

BIO

2025 (Indiana): Made one start in eight appearances in his freshman season at Indiana... Tallied eight innings pitched and eight strikeouts across the campaign.

Previous: Drafted in the 20th round of the 2024 MLB Draft by the Milwaukee Brewers... Recorded 103 strikeouts and a no-hitter during his senior season at Pontiac High School... 2024 Illini-Prairie All-Conference First Team selection... Ranked as the No. 24 overall prospect in the state of Illinois by Perfect Game. Played basketball and scored over 1,000 points in high school.

Personal: Son of Amy and Matt Brummel... Brother to Aden and Bevin.

PITCHING

YEAR	IP	H	R	ER	BB	SO	W	L	SV	ERA
2025	8.0	13	12	11	9	7	1	1	0	12.38
CAREER	10.1	11	9	8	8	13	0	0	1	6.97

FIELDING

YEAR	PO	A	E	F
2025	1	1	-	1.000
CAREER	1	1	-	1.000





ILLINOIS STATE REDBIRDS

MATTHEW DONNISON

P • R/R • 6-0 • 200 • JR.

NIAGRA FALLS, ONTARIO • ST. PAUL CATHOLIC
HS

34

BIO

2025: Recorded 44.0 innings pitched across 22 appearances in his sophomore season... Tallied a 4-2 record with 56 strikeouts... All-MVC Honorable Mention selection

2024: Pitched 40.2 innings in 22 appearances... Notched 36 strikeouts.

PITCHING

YEAR	IP	H	R	ER	BB	SO	W	L	SV	ERA
2024	40.2	48	39	35	28	36	0	3	1	7.75
2025	44.0	45	24	24	26	56	4	2	1	4.91
CAREER	84.2	93	63	59	54	82	4	5	2	6.27

FIELDING

YEAR	PO	A	E	F
2024	2	6	-	1.000
2025	2	4	-	1.000
CAREER	4	10	-	1.000





ILLINOIS STATE REDBIRDS

CARTER WOOLLUMS

P • R/R • 6-0 • 185 • JR.

JOHNSTON, IOWA • JOHNSTON HS / DES MOINES
AREA CC

35

BIO

2025 (Des Moines Area CC): Started in 13 games... Notched 74.0 innings and tallied 47 strikeouts.

2024 (Des Moines Area CC): Made 15 appearances with 13 starts... Recorded 79.2 innings pitched and 48 strikeouts.

Previous: Two-time Regional Honorable Mention at DMACC... Member of the Bears team that made a JUCO World Series appearance... Two-time State Champion at Johnston HS... Two-time First Team All-State... Two-time First Team All-Conference... Two-time First Team All-District.

Personal: Son of Lynn and Robert Woollums.

PITCHING

YEAR	IP	H	R	ER	BB	SO	W	L	SV	ERA
2024	79.2	96	56	46	16	48	5	3	0	5.20
2025	74.0	89	53	44	13	47	6	4	0	5.35
CAREER	153.2	185	109	90	29	95	11	7	0	5.27

FIELDING

YEAR	PO	A	E	F
2024	4	9	1	.929
2025	10	7	2	.895
CAREER	14	16	3	.909





ILLINOIS STATE REDBIRDS

THOMAS HARPER

P • R/R • 6-5 • 200 • SR.

WAUWATOSA, WIS. • WAUWATOSA EAST HS

36

BIO

2025: Made 10 starts in 15 total appearances... Tallied 31 strikeouts, which ranked fifth on the team... Recorded 54.1 innings pitched across the campaign... Earned his first career save at Oklahoma State (Mar. 7) after throwing 2.2 innings with one strikeout and one hit allowed.

2024: Pitched in 18 contests and made five starts... Recorded 37 punches, which ranked fifth for the Redbirds... Tossed 41.2 innings pitched... Threw 5.0 innings with four strikeouts to earn the win versus SIUE (Mar. 19)... Recorded a season-best eight strikeouts at Little Rock (Feb. 25) in 5.0 innings pitched.

2023: Earned seven starts in 12 appearances during the season... Tied for third amongst the Redbirds with 34 strikeouts... Tallied 34 innings pitched, which ranked sixth on the team... Threw 5.2 scoreless innings with six strikeouts to earn his first career win versus Western Illinois (Mar. 15)... Tallied a season-high seven strikeouts against Lindenwood (Apr. 25) for his second career win.

Previous: Ranked as the No. 14 overall RHP in Wisconsin (2022), and the No. 40 overall prospect in Wisconsin... Earned a Perfect Game Grade of 7/10... Recorded an ERA of 1.90 on the mound in 2021... Three-year Varsity QB at Wauwatosa East, earning multiple awards... 2022 National Honor Society Student... Second-Team All-Conference in 2021... Two-time First-Team All-Conference in Varsity Football.

PITCHING

YEAR	IP	H	R	ER	BB	SO	W	L	SV	ERA
2023	34.0	33	29	28	24	34	2	3	0	7.41
2024	41.2	65	42	41	20	37	3	1	0	8.86
2025	54.1	55	39	34	29	31	3	2	1	5.63
CAREER	130	153	110	103	73	102	8	6	1	7.13

FIELDING

YEAR	PO	A	E	F
2023	1	1	-	1.000
2024	1	9	-	1.000
2025	4	5	-	1.000
CAREER	14	16	3	.909





ILLINOIS STATE REDBIRDS

SHUTO TIGER **OKUMURA**

P • R/R • 5-9 • 180 • SR.

ANN ARBOR, MICH. • TENRI HS / MISSISSIPPI VALLEY STATE

38

BIO

2025 (Mississippi Valley State): Made appearances in 12 contests during the 2025 season... Tossed 20.1 innings, tallying 10 strikeouts.

2024 (Arkansas-Rich Mountain): Appeared in 17 games, making one start... Pitched in 17.1 innings and tallied 12 punch outs.

PITCHING

YEAR	IP	H	R	ER	BB	SO	W	L	SV	ERA
2024	17.1	33	34	24	9	12	1	3	2	12.46
2025	20.1	24	15	10	7	10	1	1	0	4.43
CAREER	153.2	185	109	90	29	95	11	7	0	5.27

FIELDING

YEAR	PO	A	E	F
2024	1	3	-	1.000
2025	-	-	-	-
CAREER	1	3	-	1.000





ILLINOIS STATE REDBIRDS

LUCAS FOLEY

P • L/L • 6-3 • 205 • JR.

DEER PARK, ILL. • LAKE ZURICH HS /
VALPARAISO

39

BIO

2025 (Valparaiso): Made four starts across 16 appearances... Tallied 38.1 innings pitched and recorded 31 strikeouts... Struck out nine in four innings pitched against Northern Illinois (Apr. 22)... Pitched three shutout innings to secure a save versus Southern Illinois (May 16).

2024 (Valparaiso): Started in five games across 17 appearances... Struck out 36 batters in 39.0 innings pitched... Struck out a season-best 11 batters in his collegiate debut against Alabama State (Feb. 17)... Tossed two shutout innings versus Southern Illinois (Mar. 22)... Tallied six strikeouts against No. 7 Vanderbilt (Mar. 26)... Punched out four in three scoreless innings pitched against Bradley (Mar. 31).

Previous: 2023 IHSBCA 4A First Team All-State... 2023 PBR Third Team All-State... Two-time Daily Herald All-Area First Team... 2023 Chicago Tribune All-Area First Team... 2022 Chicago Tribune All-Area Second Team... Two-time NSC First Team All-Conference... 2023 NSC Pitcher of the Year... Two-time Team Cy Young... Holds all-time strikeout record and three-year letter winner at Lake Zurich HS... 2023 NSC All-Academic Honoree.

PITCHING

YEAR	IP	H	R	ER	BB	SO	W	L	SV	ERA
2024	39.0	63	49	41	19	36	1	3	0	9.46
2025	38.1	60	55	48	25	31	1	5	1	11.27
CAREER	77.1	123	104	89	44	68	2	8	1	10.36

FIELDING

YEAR	PO	A	E	F
2024	1	5	1	.857
2025	0	3	2	.600
CAREER	1	8	3	.750





ILLINOIS STATE REDBIRDS

NOLAN GIRARD

P • R/L • 6-3 • 200 • SO.

NORTHBROOK, ILL. • GLENBROOK NORTH HS

40

BIO

2025 (Illinois): Tossed 8.2 innings pitched across eight appearances... Tallied one punchout against Maryland (Apr. 5).

Previous: Three-year letterwinner at Glenbrook North High School... Helped the Spartans to an IHSA Class 4A Sectional Appearance in 2024... Ranked as the No. 17 left-handed pitcher in Illinois by Perfect Game and No. 13 in the state by Prep Baseball Report.

Personal: Son of Melissa and Landon Girard... Brother to Grayson and Zoey.

PITCHING

YEAR	IP	H	R	ER	BB	SO	W	L	SV	ERA
2025	8.2	9	3	3	5	1	1	0	0	3.12
CAREER	8.2	9	3	3	5	1	1	0	0	3.12

FIELDING

YEAR	PO	A	E	F
2025	-	1	-	1.000
CAREER	-	1	-	1.000





ILLINOIS STATE REDBIRDS

CARSON CORMIER

P • R/R • 6-6 • 235 • R-SO.

WESTFORD, MASS. • WESTFORD ACADEMY / TCU

41

BIO

2025 (TCU): Pitched six innings across four appearances out of the bullpen... Tallied nine strikeouts.

Previous: Three-year letter winner at Westford Academy... Perfect Game Preseason All-American... Two-time conference champion... Dual County League All-Star... Earned an All-Scholastic award... Emerging Leader Award winner... Earned a spot on the 2022 WWBA World Championship All-Tournament Team... Participated in the 2022 Perfect Game 17U National Elite Championship.

Personal: Son of Russ and Nicole... Brother to Ryan and Braeden.

PITCHING

YEAR	IP	H	R	ER	BB	SO	W	L	SV	ERA
2025	6.0	3	3	3	2	9	1	0	0	4.50
CAREER	6.0	3	3	3	2	9	1	0	0	4.50

FIELDING

YEAR	PO	A	E	F
2025	-	-	-	-
CAREER	-	-	-	-





ILLINOIS STATE REDBIRDS

KYLE **MANSHIP**

P • R/R • 6-2 • 180 • JR.

FISHERS, IND. • FISHERS HS / QUINCY

42

BIO

2025 (Quincy): Made eight starts in 15 appearances... Pitched 55.0 innings and recorded 62 strikeouts... Earned his first start against Albany State (Feb. 18), and pitched five innings, allowing just one run and tallying eight strikeouts.

2024 (Quincy): Tossed 17.0 innings and struck out 13 batters in his freshman season.

Previous: HCC Conference Champion and 4A State Runner-up at Fishers HS.

Personal: Son of Tammy and Todd... Brother to Emily.

PITCHING

YEAR	IP	H	R	ER	BB	SO	W	L	SV	ERA
2024	17.0	13	15	14	16	13	3	2	0	7.41
2025	55.0	45	36	31	32	62	4	4	1	5.07
CAREER	72.0	58	51	45	48	75	7	6	1	5.63

FIELDING

YEAR	PO	A	E	F
2024	2	1	-	1.000
2025	-	3	-	1.000
CAREER	2	4	-	1.000





ILLINOIS STATE REDBIRDS

TRENTON ROEHLER

P • R/R • 5-9 • 185 • JR.

BLUE SPRINGS, MO. • BLUE SPRINGS SOUTH / HUTCHINSON CC

43

BIO

2024-25 (Hutchinson CC): Two-time All-Conference Honorable Mention... NJCAA Division I Pitcher of the Week... Two-time KJCCC West Pitcher of the Week... Member of 2024 KJCCC West Championship team... 2025 NJCAA All-Academic honoree.

Previous: Two-time First Team All-Conference (2022-23)... All-Conference Honorable Mention in 2021... 2022 First Team All-State... 2023 Second Team All-State... Member of 2023 Conference Championship team... Career strikeout leader with 181 punchouts at Blue Springs South HS... Holds Jaguars' single-season strikeout leader with 100... Blue Springs South record holder in career innings pitched with 157.1 innings and single-season innings pitched with 70... Three-time Academic All-State (2021-23).

PITCHING

YEAR	IP	H	R	ER	BB	SO	W	L	SV	ERA
2024	58.0	55	38	31	33	66	9	1	0	4.81
2025	72.0	62	33	30	34	90	7	3	0	3.75
CAREER	130.0	117	71	61	67	156	16	4	0	4.22

FIELDING

YEAR	PO	A	E	F
2024	2	8	1	.909
2025	1	11	1	.923
CAREER	3	19	2	.917





ILLINOIS STATE REDBIRDS

MICHAEL ADDARI

P • R/R • 6-6 • 225 • JR.

LIBERTYVILLE, ILL. • LIBERTYVILLE HS /
MICHIGAN STATE

48

BIO

2025: Appeared in 13 games in his sophomore season... Tallied 16 strikeouts across 17.2 innings pitched... Threw a season-best 3.2 innings and four strikeouts against UIC (May 9).

2024 (Michigan State): Redshirted.

Previous: Lettered at Libertyville High School for coach Matt Thompson... Helped lead the Wildcats to a 27-10 record in senior season and won second-straight North Suburban Conference championship... Registered 28 Ks in 16.2 IP of relief in 13 appearances, with a 1-0 record and three saves... Played summer league for the Lombard Orioles.

Personal: Son of Debby and Paul Addari... Mother, Debby, was a track & field student-athlete at Western Illinois.

PITCHING

YEAR	IP	H	R	ER	BB	SO	W	L	SV	ERA
2025	17.2	18	14	12	14	16	-	-	-	6.11
CAREER	17.2	18	14	12	14	16	-	-	-	6.11

FIELDING

YEAR	PO	A	E	F
2025	1	2	-	1.000
CAREER	1	2	-	1.000





ILLINOIS STATE REDBIRDS

JACOB CULP

P • R/R • 6-1 • 190 • JR.

WESTFIELD, IND. • WESTFIELD HS /
NOC-TONKAWA

51

BIO

2025 (NOC-Tonkawa): Tallied 22.1 innings pitched across 11 appearances... Recorded 20 strikeouts.

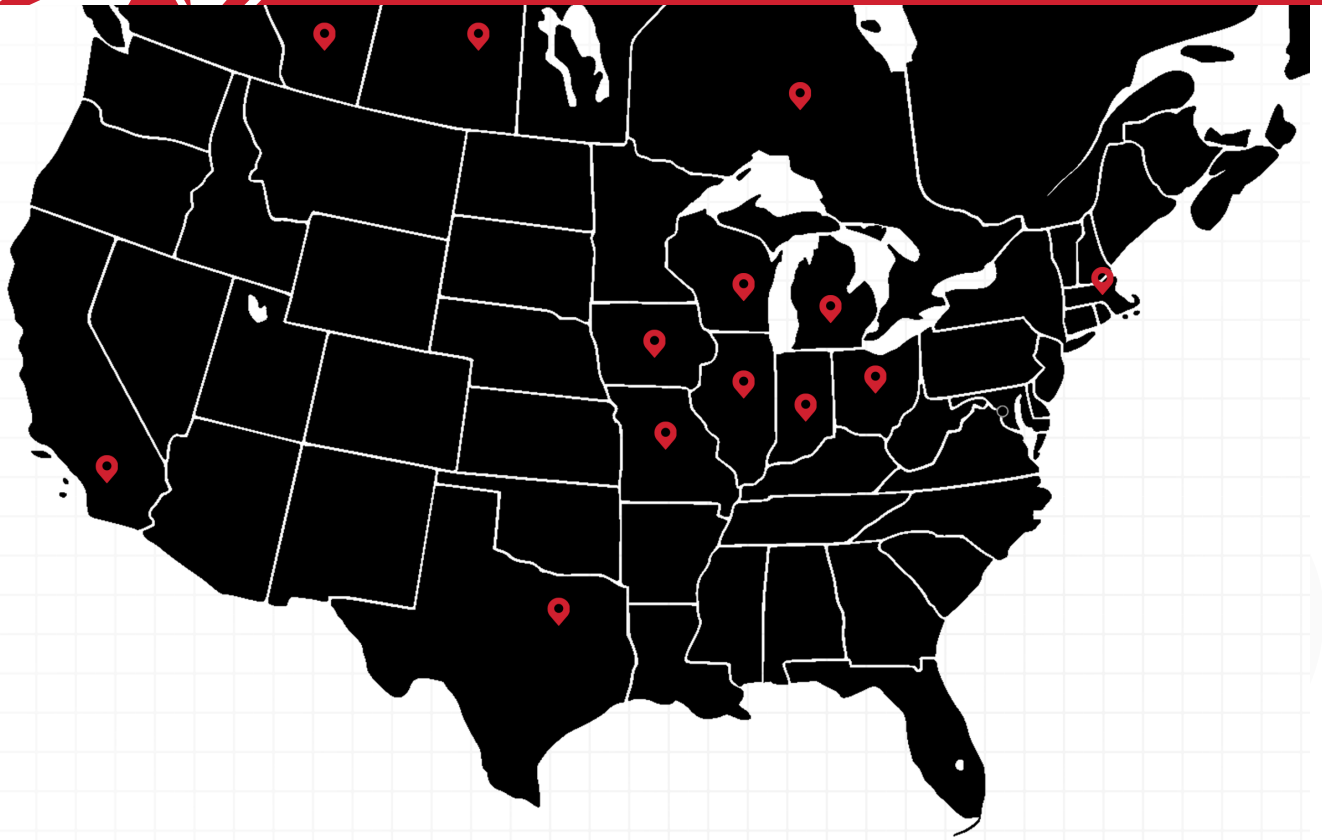
PITCHING

YEAR	IP	H	R	ER	BB	SO	W	L	SV	ERA
2025	22.1	28	18	10	14	20	3	0	0	4.03
CAREER	22.1	28	18	10	14	20	3	0	0	4.03

FIELDING

YEAR	PO	A	E	F
2025	-	2	1	.667
CAREER	-	2	1	.667





REDBIRD HOMETOWNS

↳ 2026 ILLINOIS STATE BASEBALL

ILLINOIS

- LUKE STULGA - TINLEY PARK, ILL.
- GRAHAM MASTROS - NORTHFIELD, ILL.
- ZACH BAVA - NAPERVILLE, ILL.
- CAM KARCZEWSKI - JOLIET, ILL.
- RYAN BAKES - ALGONQUIN, ILL.
- MICHAEL CARRANO - BURBANK, ILL.
- JOSH OUTLAW - DES PLAINES, ILL.
- BRAYDEN BANKS - ALGONQUIN, ILL.
- JACKSON NATANEK - PALOS HEIGHTS, ILL.
- CHRIS DANKO - ELMHURST, ILL.
- BRAYDEN ZILIS - MINOOKA, ILL.
- JOHN SHUEY - BLOOMINGTON, ILL.
- LUKE TESCHKE - MONTICELLO, ILL.
- TOBY SCHRIEFER - BOURBONNAIS, ILL.
- TRESDON RYBARCZYK - SPRING VALLEY, ILL.
- HENRY BRUMMEL - PONTIAC, ILL.
- LUCAS FOLEY - DEER PARK, ILL.
- NOLAN GIRARD - NORTHBROOK, ILL.
- MICHAEL ADDARI - LIBERTYVILLE, ILL.

INDIANA

- JOEY WILMOTH - FISHERS, IND.
- KYLE MANSHIP - FISHERS, IND.
- JACOB CULP - WESTFIELD, IND.

IOWA

- JACKSON MANNING - KESAUQUA, IOWA
- KANNON COAKLEY - MAQUOKETA, IOWA
- CARETER WOOLLUMS - JOHNSTON, IOWA

MISSOURI

- REECE CLAPP - COLUMBIA, MO.
- TRENTON ROEHLER - BLUE SPRINGS, MO.

CALIFORNIA

- HUNTER STENCIL - SAN DIEGO, CALIF.
- NOLAN BERRY - SACRAMENTO, CALIF.

TEXAS

- LOUIS BUSSARD - LEWISVILLE, TEXAS

OHIO

- CARTER SELLERS - CINCINNATI, OHIO

WISCONSIN

- THOMAS HARPER - WAUWATOSA, WIS.

MICHIGAN

- SHUTO TIGER OKUMURA - ANN ARBOR, MICH.

MASSACHUSETTS

- CARSON CORMIER - WESTFORD, MASS.

CANADA

- ERIC MACHEJ - EDMONTON, ALBERTA
- PATYON MCHARG - SASKATOON, SASKATCHEWAN
- MATTHEW DONNISON - NIAGARA FALLS, ONTARIO





ILLINOIS STATE REDBIRDS

STEVE HOLM

HEAD COACH

ORAL ROBERTS '01



BIO

Head coach Steve Holm is entering his eighth season with the Redbird baseball program in the 2026. Through the 2025 season, his overall mark is 164-185, with a record 73-77 in Missouri Valley Conference play.

In 2025, Holm helped six Redbirds earn All-MVC selections. Daniel Pacella earned his second career All-MVC First Team selection. With the selection Pacella, became the first Redbird to earn back-to-back selections since Ryan Cermak in 2022. Alongside Pacella, Tyrelle Chadwick and Judah Morris each earned All-MVC Second Team honors.

Under Holm's guidance Pacella tallied 20 home runs in 2025, a team-best and the most in season for the Redbirds since 1999.

After the 2025 season, three Redbirds inked deals with Major League Baseball organizations. Shai Robinson and Tyrelle Chadwick were drafted as Tanner Perry signed a undrafted free agent deal.

The 2024 season saw Illinois State finish 30-27 with a trip to the MVC Tournament for the Redbirds. Daniel Pacella headlined a group of six Redbirds who collected All-MVC honors, as the Mundelein native was named First Team All-MVC. Pacella is the first Redbird to be named First Team All-MVC since Ryan Cermak in 2022.

The Redbirds also saw a trio of Honorable Mention All-MVC honorees in Judah Morris, Auggie Rasmussen, and Joe Husak. Finally, Cameron Mabee and JT Sokolove were named to the All-MVC Defensive Team last season.

The Redbirds increased their win total from 2023 to 2024 by 10 games (20-30 in 2023 to 30-27 in 2024). The 10-win increase was the best in the MVC, ahead of UIC's seven win increase, tied for seventh best across all-mid majors with 12 schools, and tied for the ninth best increase nationally. The 30 wins by ISU marked the 16th time, and second under Holm, in school history the Redbirds reached the 30-win mark.

Holm and the Redbirds posted a 36-26 (14-7 MVC) record and earned a share of the Missouri Valley Conference regular season title in 2019, his debut season as head coach. The 36 wins was a 14-win improvement than the year prior and the most wins





for an Illinois State team since winning 39 in 2013. It was also the most wins for a first-year Redbird baseball head coach in program history.

The Birds earned an at-large NCAA Tournament berth in 2019 and were placed in the Louisville regional, defeating both Big Ten regular season champions Indiana and No. 7 Louisville, before ultimately falling to Louisville in the Illinois State's first-ever appearance in a regional final. Louisville advanced to the Final Four of the College World Series where they were defeated by eventual champions No. 1 Vanderbilt, who ISU had also beaten earlier in the year in Nashville.

Holm was named MVC Coach of the Year for the 2019 season. The Redbirds also collected the MVC Player of the Year (Joe Aeilts) and MVC Pitcher of the Year (Brent Headrick) awards.

At the conclusion of the 2019 season, five Redbirds heard their names called in the draft, including John Rave (Royals, 5th Round), Brent Headrick (Twins, 9th Round), Matt Walker (Tigers, 13th Round), Joe Aeilts (Rockies, 14th Round) and Jeff Lindgren (Marlins, 24th Round). Colton Johnson (Athletics, 16th Round) and Hayden Jones (Reds, Free Agent) received professional opportunities following the 2021 campaign while Ryan Cermak (Rays, 2nd Round) became the program's third-highest pick after the 2022 season.

Illinois State shook up the college baseball world to open the 2022 season, knocking off 2nd-ranked Arkansas in Fayetteville to open the season. The Redbirds also defeated the nation's last remaining unbeaten team, #19 Purdue, in a thrilling extra-inning, walk-off victory to open ISU's home slate. Illinois State also defeated the Big Ten's Illinois and Iowa, in addition to Purdue.

Ryan Cermak became the program's third-highest pick in program history in 2022 and highest since 2001 after he was selected in the 2nd round and 71st overall by the Tampa Bay Rays in the 2022 MLB Draft. Cermak won the program's first ABCA/Rawlings Gold Glove and was back-to-back MVC Defensive Player of the Year and First-Team All-MVC.





During the shortened 2020 season, Holm and the Redbirds recorded road victories at No. 23 Oklahoma and No. 13 Arkansas en route to a 7-9 record.

Under Holm's lead, the Redbirds have defeated seven different ranked opponents (#1 Vanderbilt in 2019, #7 Louisville in 2019, #23 Oklahoma in 2020, #13 Arkansas in 2020, #25 Indiana State in 2021, #2 Arkansas in 2022, #19 Purdue in 2022, #17 Iowa in 2023). The Redbirds have also been ranked in the NCAA's RPI Top 25 two seasons (25 in 2020, 23 in 2019). The Redbirds were one of just 11 total programs and three Mid-Majors to be ranked in the RPI Top 25 in both 2019 and 2020.

As head coach for the Redbirds, Holm has mentored 12 student athletes who have advanced to the professional ranks, including two Birds who have played in the MLB (Jeff Lindgren and Brent Headrick).

Prior to taking over the ISU program, Holm was a pitching coach at Purdue and an integral part of the staff that helped the Boilermakers improve by 28 wins over a two-year period and become a NCAA Regional participant in 2018.

Relief pitcher and former ISU assistant coach Ross Learnard was named a Third-Team All-American under Holm's tutelage in 2018, as the Boilermakers posted a 38-21 overall record (17-6 Big Ten) to finish second in the regular-season conference standings. Right-handed starter Tanner Andrews (Marlins, 10th Round) and catcher Nick Dalesandro (Diamondbacks, 10th Round) were both drafted following the season and six Boilermakers earned All-Big Ten honors.

In Holm's first season at Purdue in 2017, Learnard (NCBWA Second Team All-American) and Gareth Stroh (Third Team All-Big Ten) both garnered postseason honors while helping lead the Boilermakers to a 19-win improvement. Learnard (0.58) eclipsed the team's minimum 30 innings ERA record that had stood since 1965 after having a consecutive scoreless innings streak of 35 2/3. Stroh (90 1/3 IP, 1.30 WHIP) teamed with Andrews (8-4, .258 B/Avg.) to give Purdue its most consistent weekend rotation since 2012. Dalton Parker's six saves eclipsed a team freshman record that had stood since 1993. Purdue's team totals for ERA (5.27 to 4.91), WHIP (1.61 to 1.43), batting average against (.295 to .265) and strikeouts per nine innings (5.8 to 6.7) all improved and its pitchers surrendered 57 fewer hits while throwing 22 more innings in 2017 vs. 2016.





Holm joined the Sacramento State coaching staff for the 2013 season and was promoted to associate head coach the following year. He helped the Hornets win 40 games and a pair of Western Athletic Conference titles in 2014. Under Holm's guidance, the Hornets' team ERA dropped from 5.25 in 2012 to 3.63 during his first season and remained below 4.00 for three straight years. The 2015 pitching staff ranked third nationally in WHIP (1.09) and fewest walks per nine innings (2.07) while establishing school records for ERA (2.97) and batting average against (.235). Sacramento State won at least 30 games in each of Holm's four seasons as an assistant coach, good for a combined mark of 137-103 (67-41 WAC). The 2014 team posted victories against Oregon State, Arizona State, Texas A&M and Fresno State on its way to a program-record 40 wins and its first NCAA Regional appearance.

Holm also worked with the catchers and infielders while providing hitting instruction. The Hornets' 2016 MLB draft picks included pitchers Tyler Beardsley and Sam Long as well as catcher Gunner Pollman. Numerous other Sacramento State players developed into MLB draftees after excelling under Holm's tutelage. That list was highlighted by three-time All-WAC honoree and all-time wins leader Brennan Leitao as well as all-time saves leader Sutter McLoughlin. Long and McLoughlin were both Freshman All-Americans to begin their collegiate careers.

The Sacramento native was selected by the Los Angeles Dodgers in the 1997 MLB First-Year Player Draft after his senior season at McClatchy High School, but passed on that opportunity to start his collegiate career at American River Junior College. After two seasons, Holm made his way to Oral Roberts and became an All-American at shortstop, winning Mid-Continent Conference Player and Newcomer of the Year honors in 2000 after batting a school-record .437. He was then drafted by the Giants in 2001 and made the transition to catcher in pro ball, where he played in over 700 games during his 12 pro seasons. He was part of the Giants' 2008 opening-day roster and also played in the big leagues in 2009 (Giants) and 2011 (Twins).

Holm graduated in 2001 with a bachelor's degree in recreation administration and was later inducted into the ORU Hall of Fame in 2014. In the fall of 2016, he was part of McClatchy High School's Hall of Fame class along with former teammate and longtime big leaguer Nick Johnson as well as their coach Brian Loforte. He and his wife, Lindsey, were married in the summer of 2013 and are the parents of two daughters, Annika and Hanna.




COACHING HISTORY



George Binnewies
1909
9-1
(All Games)



Harrison Russell
1911-23
27-54-1
(All Games)



Clifford Horton
1924-32
43-61
(All Games)




Howard Hancock
1933-46
120-112-2
(All Games)



Harold Frye
1947-63
224-207-2
(All Games)



Duffy Bass
1964-88
713-457-18
(All Games)



Jeff Stewart
1989-2002
380-403-1
(Spring Only)



Jim Brownlee
2003-2009
157-208
(Spring Only)



Mark Kingston
2010-2014
173-102
(Spring Only)



Bo Durkac
2015-2018
82-134
(Spring Only)



Steve Holm
2019-Present
164-185
(Spring Only)

Milestone Victories

Score

Illinois State 13, Illinois Wesleyan 9
Illinois State 3, Illinois Wesleyan 0
Illinois State 13, Illinois Wesleyan 10
Illinois State 9, Western Illinois 1
Illinois State 4, Indiana Central 0
Illinois State 2, Keesler Air Base 0
Illinois State 6, Youngstown State 3
Illinois State 3, Southern Alabama 0
Illinois State 12, Missouri State 0
Illinois State 4, MacMurray 0
Illinois State 4, Southeast Missouri 1
Illinois State 5, Southern Illinois 2
Illinois State 29, Illinois Wesleyan 9
Illinois State 1, Southern Illinois 0
Illinois State 17, Southern Illinois 6
Illinois State 5, Bradley 1
Illinois State 9, Valparaiso 4
Illinois State 2, Marietta 0
Illinois State 18, Bradley 10
Illinois State 13, Bucknell 6

Year

1890
1933
1944
1954
1961
1964
1966
1967
1969
1971
1976
1976
1976
1981
1982
1984
1985
1988
1988
1994
2008

Significance

First Victory
100th Victory
200th Victory
300th Victory
400th Victory
Duffy Bass' First Career Victory
First Postseason Victory
500th Victory
College Division National Championship
600th Victory
700th Victory
First Division I Postseason Victory
800th Victory
First Missouri Valley Conference Victory
First Missouri Valley Tournament Victory
900th Victory
Duffy Bass' 700th Career Victory
1,000th Victory
Missouri Valley Tournament Championship
1,500th Victory





ILLINOIS STATE REDBIRDS

BRAD JARREAU

ASSISTANT COACH - RECRUITING COORDINATOR

MIDDLE TENNESSEE STATE '17



BIO

Jarreau enters his second season with the Redbirds after he joined the Illinois State baseball coaching staff in 2024, bringing with him a diverse and successful background across multiple levels of collegiate baseball. Specializing in hitting, outfield instruction, and recruiting, Jarreau plays a key role in the development of Redbird student-athletes and the overall growth of the program.

Before arriving in Normal, Jarreau spent four seasons (2020-2024) at Trevecca Nazarene University in Nashville, Tennessee. During his time with the Trojans, the program enjoyed historic success, including a 2021 NCAA Division II College World Series appearance—the first in school and conference history—and multiple Great Midwest Athletic Conference (G-MAC) championships, most recently in 2024. He was instrumental in building one of the region's top offenses and mentoring several All-GMAC and All-American performers.

Prior to Trevecca, Jarreau served as a volunteer assistant at UNC Asheville, where he focused on the development of the Bulldogs' hitters and outfielders during the 2019-2020 season.

Jarreau began his collegiate coaching career at Northeast Community College in Nebraska. In 2019, he helped lead the team to both a Region XI and North Plains District championship, earning a berth in the NJCAA Division II World Series. That season also saw Drew Smith named the NJCAA Division II National Player of the Year under Jarreau's guidance.

A former standout collegiate outfielder himself, Jarreau played at Middle Tennessee State University from 2013 to 2017. He started 163 games for the Blue Raiders, compiling a .322 career batting average, earning All-Conference USA honors in 2015, and posting a perfect 1.000 fielding percentage in center field during his senior season.

He is a native of Joelton, Tennessee.





ILLINOIS STATE REDBIRDS

DAVID PEARSON

ASSISTANT COACH - HITTING COACH

MAYVILLE STATE '03



BIO

Pearson enters his first season as assistant coach after joining the Redbird staff in the summer of 2025.

Pearson adds a wealth of experience to the Illinois State baseball staff after previously serving as a scout and coach. Pearson previously worked as a Midwest Area Scout for the Los Angeles Dodgers, scouting prospects from Iowa, Illinois, Indiana, Missouri, Nebraska, North Dakota, and South Dakota before joining the Redbird coaching staff.

Before moving to a scouting role, Pearson was an assistant coach with the University of Iowa baseball program. In this role, Pearson spent one season serving as the Hawkeyes' hitting coach. During his tenure with the Hawkeyes, Pearson helped guide Iowa to 36 wins, the ninth most in program history.

Prior to joining the Hawkeye coaching staff, Pearson worked for two years as an assistant coach at North Dakota State from 2019 to 2021 in his second stint with the Bison. He also served as the Head Coach at Des Moines College for three years.

During the 2021 season, the Bison secured 42 wins, the most in program history, on their way to a Summit League Tournament title and an NCAA Regional bid. In the NCAA Regional game, North Dakota State prevailed with a 6-1 victory over Nevada to secure its first tournament since moving to Division I.

Pearson returned to North Dakota State after previously spending 10 years with the Bison from 2007-16, serving his last two years as an associate head coach. In his first tenure in Fargo, Pearson helped the Bison to their first-ever Summit League Tournament title and first NCAA Regional berth in 2014. Pearson also assisted North Dakota State to three Summit League Tournament title game appearances and five Summit League tournament berths.

Pearson began his collegiate coaching career serving as a graduate assistant at North Dakota in 2004, helping the Fighting Hawks to a school record 37 wins and a regular season conference title. After his stint in Grand Forks, Pearson spent two years at Mayville State as an assistant coach, including helping his alma mater to a conference tournament title in 2007.

Pearson, a graduate of Mayville State in 2003, helped the Comets to two Region 3 championships and a NAIA World Series Appearance in 2002. Prior to transferring to Mayville State, Pearson spent two years at Minot State-Bottineau, where he was a two-time all-conference infielder and won the Mon-Dak title. In 2015, he was inducted into the Dakota College at Bottineau Hall of Fame.





ILLINOIS STATE REDBIRDS

GAVIN WEYMAN

ASSISTANT COACH

TOWSON '19



BIO

Weyman enters his second season serving as the Redbirds assistant coach.

Weyman joined the Redbirds from Concord, N.C. where he worked as Director of Pitching with X2 Baseball along with serving as Pitching Coach for the Forest City Owls of the Coastal Plain League since 2023.

Prior to his time in Concord, Weyman served two years at High Point University as the Director of Player Development/Analytics from August 2021 to June 2023. Weyman began his coaching career with the Rappoli Baseball Inc./ Garciappara Baseball Group as a Pitching Instructor and Assistant Coach in 2020.

Weyman earned his degree in economics from Towson University in 2019, spending two seasons as a member of the Towson baseball program.

During his junior season at Towson, Weyman made 19 appearances with six starts as he struck out 46 batters over 54.0 innings. The Bridgewater, Mass. native had three games with five or more strikeouts during the 2018 season. In his final collegiate season, Weyman was Towson's top starter as he led the Tigers in ERA (3.26), wins (four), games started (13), strikeouts (56), and complete games (one).






**JOE
AEILTS**
2017-19

**OWEN
MILLER**
2016-18

**BRETT
HEADRICK**
2017-19

SEASON & CAREER RECORDS



Batting Average (200 AB min.)

1. Mike Prior (1982-85)	.388
2. Les Helleman (1952-56)	.378
3. Dave Bergman (1971-75)	.366
4. Todd Schroeder (1989-91)	.365
5. John Larocco (1984-85)	.362
6. Tom Klein (1968-69)	.349
7. Ryan Cantrell (1999-02)	.348
8. Lynn Wade (1980-83)	.346
9. Jared Dufault (1998-01)	.346
10. Loren White (1984-85)	.346

Games

1. Tony Simmonds (1987-91)	238
2. Mark Dorencz (1989-93)	226
3. Chad Hinshaw (2010-13)	218
4. Kevin Tokarski (2008-12)	214
5. Matt Bolt (2004-07)	213
6. Daniel Dwyer (2013-16)	212
7. Ron O'Neill (1988-91)	211
8. Seth Von Behren (1997-00)	205
9. Mike Hollenbeck (2011-14)	204
T10. Sean Beesley (2013-16)	203
T10. Ryan Duncheon (1997-00)	203

At-Bats

1. Tony Simmonds (1987-91)	868
2. Kevin Tokarski (2008-12)	812
3. Seth Von Behren (1997-00)	810
4. Matt Bolt (2004-07)	779
5. Daniel Dwyer (2013-16)	778
6. Chad Hinshaw (2010-13)	776
7. Jason Sands (1996-99)	768
8. Mark Dorencz (1990-93)	761
9. Jared Dufault (1998-01)	740
10. Mike Holleneck (2013-16)	727

Runs

1. Kevin Tokarski (2008-12)	207
2. Seth Von Behren (1997-00)	184
3. Chad Hinshaw (2010-13)	180
4. Tony Simmonds (1988-91)	177
5. Ryan Duncheon (1997-00)	176
6. Jared Dufault (1998-01)	169
7. Matt Bolt (2004-07)	160
8. Jason Sands (1996-99)	159
T9. Daniel Dwyer (2013-16)	150
T9. Ryan Knox (1997-99)	150

Hits

1. Tony Simmonds (1987-91)	271
2. Seth Von Behren (1997-00)	262
3. Kevin Tokarski (2008-12)	261
4. Ryan Duncheon (1997-00)	257
5. Jared Dufault (1998-01)	256
6. Owen Miller (2016-18)	246
7. Jason Sands (1996-99)	236
8. Matt Bolt (2004-07)	229
9. Daniel Dwyer (2013-16)	222
10. Mike Hollenbeck (2011-14)	219

Doubles

1. Ryan Duncheon (1997-00)	59
2. Greg Mote (1992-96)	58
3. Seth Von Behren (1997-00)	58
4. Owen Miller (2016-18)	57
5. Kevin Dubler (2006-08)	56
T6. Jay Molina (2003-06)	49
T6. Tony Simmonds (1988-91)	49
T6. Kevin Tokarski (2008-12)	49
T9. Dan Latka (1992-96)	46
T9. Mike Hollenbeck (2011-14)	46

Triples

1. Jared Dufault (1998-01)	19
2. Mike Prior (1983-85)	15
3. Todd Schroeder (1989-91)	13
T4. Jason Sands (1996-91)	12
T4. Lynn Wade (1980-83)	12
T6. Jeff Zitek (1976-78)	10
T6. John Rave (2017-19)	10
T6. Mark Dorencz (1990-93)	10
T6. Tony Simmonds (1988-91)	10
T10. Scott Lothery (1989-91)	9
T10. Frank Mustari (1985-87)	9
T10. Mike Stalowy (2006-09)	9

Home Runs

1. Ryan Duncheon (1997-00)	58
2. Daniel Pacella (2023-25)	48
3. Frank Mustari (1985-87)	41
4. Brad James (1988-91)	34
T5. Ryan Cermak (2020-22)	32
T5. Mike Prior (1983-85)	32
7. Jeff Allen (1996-98)	28
T8. Matt Gainer (1992-95)	26
T8. Mike Sauches (2000-02)	26

T10. Scott Lothery (1989-91)	25
T10. Ryan Knox (1997-99)	25
T10. Jeremy Pickrel (2002-04)	25

Runs Batted In

1. Ryan Duncheon (1997-00)	210
2. Daniel Pacella (2023-25)	176
3. Brad James (1988-91)	167
4. Seth Von Behren (1997-00)	158
5. Frank Mustari (1985-87)	149
6. Mike Hollenbeck (2011-14)	148
7. Mike Sauches (2000-02)	142
8. Jared Dufault (1998-01)	141
T9. MIke Prior (1983-85)	137
T9. Kevin Tokarski (2008-12)	137
T9. Ed Tolzien (1998-01)	137

Slugging Percentage (200 AB min.)

1. Mike Prior (1982-85)	.715
2. Ryan Duncheon (1997-20)	.701
3. Guy Homoly (1968-69)	.699
4. Frank Mustari (1985-87)	.667
5. Ryan Cermak (2020-22)	.636
6. Lynn Wade (1980-83)	.588
7. Jeff Allen (1996-98)	.584
8. Loren White (1984-85)	.584
9. Todd Schroeder (1989-91)	.583
10. Scott Lothery (1989-91)	.574
11. Tom Klein (1968-69)	.569

Walks

1. Kevin Tokarski (2008-12)	166
2. Daniel Dwyer (2013-16)	150
3. Ryan Duncheon (1997-00)	141
4. Chad Hinshaw (2010-13)	121
5. Mike Hollenbeck (2011-14)	114
6. Greg Mote (1993-96)	103
T7. Kevin Dubler (2006-08)	98
T7. Mark Dorencz (1990-93)	98
9. Ryan Court (2008-11)	97
10. Matt Bolt (2004-07)	92

Hit-by-Pitch

1. Jay Molina (2003-06)	65
2. Matt Bolt (2004-07)	55
3. Chad Hinshaw (2010-13)	51
4. Mike Stalowy (2006-09)	29
5. Jim Pyfer (1994-97)	25



CAREER RECORDS



6. Seth Von Behren (1997-00)	23
T7. Anthony Ruffolo (2007-10)	22
T7. Jared Dufault (1998-01)	22
T7. Nate Whitney (2003-04)	22
T10. Terry Beyna (1991-93)	21
T10. Tyler McNeely (2007-11)	21
T10. Jeremy Accardo (2001-03)	21

On-Base Percentage

1. Ryan Duncheon (1997-00)	.475
2. Todd Schroeder (1988-92)	.464
3. Jon Peacock (1989-91)	.448
4. Jeff Allen (1996-98)	.447
5. Kevin Tokarski (2008-12)	.440
6. Paul DeJong (2012-15)	.427
7. Evan Kohli (2009-10)	.422
8. Jared Dufault (1998-01)	.421
9. Anthony Ruffolo (2007-10)	.419
10. Ryan Court (2008-11)	.417

Stolen Bases

1. Chad Hinshaw (2010-13)	109
2. Kevin Tokarski (2008-12)	105
3. Sean Beesley (2013-16)	63
4. Mike Prior (1983-85)	55
5. Matt Bolt (2004-07)	51
6. Mark Dorencz (1990-93)	48
7. Dave Koopman (1975-78)	43
T8. Tony Simmonds (1988-91)	42
T8. Andy Schofield (1992-95)	42
T10. Blake Tekotte (1974-77)	41
T10. Greg Linhart (1976-78)	41

Appearances

1. Kenny Long (2008-12)	96
2. Jim Sajewich (2006-10)	90
3. Eric Theisen (2004-08)	86
4. Mitch Vogrin (2015-19)	85
5. Erik Kubiawicz (2020-24)	84
6. Jeff Lindgren (2016-19)	83
7. Jack Landwehr (2013-17)	82
8. Ryan Copeland (2007-10)	72
9. Kyle Zaleski (2001-04)	70
10. Dan Sorce (2006-08)	68

Earned Run Average (100 IP min.)

1. Paul Sperry (1968-70)	1.41
2. Buzz Capra (1967-69)	1.58
3. Mark Huber (1975-78)	2.09
4. Mike Mackie (1973-75)	2.29
5. Bob Housman (1969-71)	2.38
6. Dan Savas (2011-14)	2.44
7. Dave Opyd (1973-75)	2.46
8. Kenny Long (2008-12)	2.50
9. Irish O'Reilly (1963-66)	2.59
10. Jim Olivieri (1975-77)	2.63

Wins

1. Corey Maines (2008-11)	24
2. Dan Freed (1985-88)	22
T3. Dan Savas (2011-14)	21
T3. Doug Boehm (1982-85)	21
T5. Brad Sorkin (2010-13)	20
T5. Brian Forystek (1997-00)	20
T5. Mark Huber (1975-78)	20
T8. Eric Theisen (2004-08)	19
T8. Eric Eckenstahler (1996-00)	19
T10. Bill Evans (1961-64)	18
T10. Neal Cotts (1999-01)	18

Games Started

1. Corey Maines (2008-11)	53
2. Todd Keck (1993-96)	52
3. Brian Forystek (1997-00)	47
4. Eric Eckenstahler (1996-00)	46
5. Brad Sorkin (2010-13)	45
T6. Ryan Copeland (2007-10)	43
T6. Dan Savas (2011-14)	43
8. Brent Headrick (2017-19)	39
9. Matt Herges (1990-92)	37
10. Matt Walker (2017-19)	37

Complete Games

1. Eric Eckenstahler (1996-00)	16
2. Matt Herges (1990-92)	10
T3. Neal Cotts (1999-01)	9
T3. Brian Forystek (1997-00)	9
T3. Ed Stryker (1989-90)	9
T3. Dan Savas (2011-14)	9
T7. Ryan Copeland (2007-10)	8
T7. Paul Wagner (1986-89, 91)	8
T7. Paul O'Malley (1992-94)	8
T7. Jim Olivieri (1975-77)	8
T7. Cory Tasche (1989-92)	8

Saves

1. Kenny Long (2008-12)	28
2. Joe Husak (2024-present)	14
3. Jeremy Accardo (2001-03)	12
4. Jacob Gilmore (2017-20*)	11
5. Jeremy Rhoades (2012-14)	10
6. Tim Hallam (1975-77)	9
7. Bill Brabec (1993-95)	9
8. Jack Landwehr (2013-17)	8
T9. Erik Kubiawicz (2020-24)	7
T9. Derek Salata (2019-23)	7
T9. Jason Pearson (1995-98)	7
T9. Ryan Copeland (2007-10)	7

Innings Pitched

1. Ryan Copeland (2007-10)	334.0
2. Todd Keck (1993-96)	328.0
3. Dan Freed (1985-88)	312.0
4. Corey Maines (2008-11)	307.0
5. Brian Forystek (1997-00)	293.2
6. Eric Eckenstahler (1996-00)	291.0
7. Brad Sorkin (2010-13)	274.1
8. Dan Savas (2011-14)	269.2
9. Eric Theisen (2004-08)	265.0
10. Irish O'Reilly (1963-66)	257.0

Strikeouts

1. Eric Eckenstahler (1996-00)	313
2. Mike Rzaszki (1948-51)	295
3. Brian Forystek (1997-00)	288
4. Corey Maines (2008-11)	272
5. Neal Cotts (1999-01)	263
6. Dan Savas (2011-14)	259
7. Ryan Copeland (2007-10)	251
8. Colton Johnson (2017-21)	245
9. Dan Freed (1985-88)	230
10. Irish O'Reilly (1963-66)	216
11. Buzz Capra (1967-69)	199

Fielding Percentage (300 chances min.)

1. Daniel Dwyer (2013-16)	.997
2. Todd Reeser (1981-85)	.992
3. Jean Ramirez (2015-16)	.992
4. Paul Popovich (1992-95)	.991
5. Kevin Dubler (2006-08)	.990
6. Brian Rodemoyer (2012-16)	.990
7. Zach Amrein (2010-11)	.990



8. Chad Hinshaw (2010-13)	.987
9. Kyle O'Brien (2004-07)	.986
10. Mike Hollenbeck (2011-14)	.986

Putouts

1. Seth Von Behren (1997-00)	1126
2. Paul Popovich (1992-95)	1097
3. Matt Mirabal (2009-12)	1035
4. Todd Schroeder (1989-91)	1031
5. Todd Reeser (1982-85)	1008
6. Kyle O'Brien (2004-07)	983
7. Zach Amrein (2010-11)	981
8. Dave Wyss (1986-89)	959
9. Greg Blaesing (2000-04)	957
10. Kyle Stanton (2012-13)	938

Assists

1. Mark Dorencz (1989-93)	680
2. Tony Simmonds (1987-91)	533
3. Brett Kay (2010-13)	528
4. Kevin Tokarski (2008-12)	527
5. Greg Mote (1993-96)	506
6. Todd Mitchell (1997-99)	479
7. Mark Aguilar (1993-96)	471
8. Jeremy Accardo (2001-03)	432
9. Ron O'Neill (1988-91)	428
10. Owen Miller (2016-18)	410

* Records in **bold** indicate an active player.



SEASON RECORDS



Batting Average (75 AB min.)

1. Bob Riegenbach (1956)	.443
2. Bob Zubeck (1950)	.440
3. Dave Koopman (1978)	.416
4. Mike Prior (1985)	.413
5. Guy Homoly (1969)	.413
6. Kevin Tokarski (2010)	.412
7. Ryan Ducheon (1998)	.411
8. Jon Peacock (2002)	.406
9. Todd Schroeder (1990)	.405
10. Lynn Wade (1983)	.404

Games

1. Tony Simmonds (1988)	65
T2. Gary Kreiger (1976)	62
T2. Joe Aeilts (2019)	62
T2. Jordan Libman (2019)	62
T2. Joe Butler (2019)	62
T2. John Rave (2019)	62
T7. Aidan Huggins (2019)	61
T7. Derek Parola (2019)	61
T9. Scott Lothery (1989)	60
T9. Brad James (1991)	60

At-Bats

1. John Rave (2019)	273
2. Derek Parola (2019)	266
3. Joe Aeilts (2019)	254
4. Ryan Knox (1999)	253
5. Joe Butler (2019)	251
6. Owen Miller (2017)	249
T7. Luke Lawrence (2024)	243
T7. Kyle Gibson (2025)	243
9. Owen Miller (2016)	235
10. Jordan Libman (2019)	234

Runs

1. Kevin Tokarski (2010)	70
2. Jeff Allen (1998)	66
3. Mike Prior (1985)	63
T4. Ryan Knox (1999)	59
T4. Ryan Ducheon (1999)	59
T6. Jared Dufault (2001)	58
T6. Daniel Pacella (2025)	58
8. Seth Von Behren (2000)	57
T9. John Rave (2019)	56
T9. Luke Lawrence (2024)	56

Hits

T1. Owen Miller (2018)	88
T1. Joe Aeilts (2019)	88
3. Kevin Tokarski (2010)	84
4. Daniel Pacella (2025)	82
T5. Todd Schroeder (1990)	81
T5. Owen Miller (2017)	81
T5. John Rave (2019)	81
T5. Luke Lawrence (2024)	81
T9. Eric Aguilera (2013)	80
T9. Joe Butler (2019)	80

Doubles

1. Kevin Tokarski (2010)	25
T2. Owen Miller (2016)	23
T2. Kevin Dubler (2008)	23
4. Greg Mote (1994)	22
5. Paul DeJong (2014)	21
T6. Ryan Ducheon (2000)	20
T6. Kevin Dubler (2007)	20
T6. Todd Schroeder (1990)	20
T9. Owen Miller (2017)	19
T9. Kyle Stanton (2013)	19
T9. John Rave (2018)	19
T9. Daniel Pacella (2025)	19

Triples

1. Todd Schroeder (1990)	10
T2. Ty Wiesemeyer (2012)	8
T2. Mike Prior (1985)	8
4. Jared Dufault (2001)	7
T5. Jared Dufault (1999)	6
T5. Jason Sands (1997)	6
T5. Rich Olson (1972)	6
T5. Zach Amrein (2010)	6
T5. Tom Klein (1969)	6
10. 5 players tied	5

Home Runs

1. Ryan Ducheon (1999)	23
2. Daniel Pacella (2025)	20
T3. Mike Prior (1985)	19
T3. Brad James (1991)	19
T3. Ryan Cermak (2022)	19
T6. Ryan Ducheon (1998)	18
T6. Jeff Allen (1998)	18
T6. Noah Rabin (2024)	18
T9. Daniel Pacella (2023)	16

T9. Frank Mustari (1985)	16
--------------------------	----

Runs Batted In

1. Brad James (1991)	75
2. Mike Prior (1985)	70
T3. Ryan Ducheon (1998)	68
T3. Mike Saunches (2001)	68
5. Jeff Allen (1998)	65
6. Ryan Ducheon (1999)	64
7. Daniel Pacella (2024)	61
8. Daniel Pacella (2025)	59
9. Eric Aguilera (2013)	58
10. Ed Tolzien (2000)	57

Slugging Percentage (75 AB min.)

1. Mike Prior (1985)	.875
2. Lynn Wade (1983)	.842
3. Ryan Ducheon (1998)	.802
4. Ryan Ducheon (1999)	.752
5. Frank Mustari (1985)	.752
6. Guy Homoly (1969)	.734
7. Jeff Allen (1998)	.716
8. Daniel Pacella (2025)	.714
9. Kevin Tokarski (2010)	.681
10. Dave Griffin (1980)	.674

Walks

1. Kevin Tokarski (2010)	53
2. Ryan Ducheon (1999)	52
T3. Daniel Dwyer (2015)	51
T3. Judah Morris (2025)	51
5. Jordan Libman (2019)	49
T6. Kevin Tokarski (2011)	45
T6. Ryan Ducheon (2000)	45
8. Kevin Dubler (2008)	44
T9. Ryan Koziol (2015)	42
T9. Greg Mote (1994)	42

Hit-by-Pitch

T1. Jim Pyfer (1997)	21
T1. Jay Molina (2004)	21
T1. Matt Bolt (2005)	21
T4. Jay Molina (2005)	19
T4. Jeremey Accardo (2003)	19
T4. Jay Molina (2003)	19
7. Chad Hinshaw (2012)	16
8. Chad Hinshaw (2010)	15



9. Tyler McNeely (2011)	14
10. 5 players tied	13

On-Base Percentage (75 AB min.)

1. Kevin Tokarski (2010)	.538
2. Brad Bouris (2002)	.505
3. Jon Peacock (2002)	.502
4. Ryan Duncheon (1999)	.500
5. Todd Schroeder (1990)	.487
6. Ryan Duncheon (2000)	.486
7. Tyler McNeely (2011)	.485
8. Kevin Dubler (2008)	.481
9. Jared Dufault (2001)	.481
10. Dave Koopman (1978)	.478

Stolen Bases

T1. Chad Hinshaw (2013)	33
T1. Kevin Tokarski (2010)	33
3. Kevin Tokarski (2008)	32
4. Chad Hinshaw (2011)	31
5. Sean Beesley (2014)	27
T6. Auggie Rasmussen (2023)	25
T6. Kevin Tokarski (2011)	25
T8. Blake Tekotte (1976)	23
T8. Chad Hinshaw (2012)	23
10. Chad Hinshaw (2010)	22
T11. Jeff Zitek (1976)	21
T11. Renaldo Gallagher (1992)	21

Appearances

T1. Jack Landwehr (2016)	32
T1. Justin Hauer (2012)	32
T3. Ryan Copeland (2010)	31
T3. Kenny Long (2010)	31
T5. Kenny Long (2012)	30
T5. Jake Sale (2015)	30
T5. Colton Johnson (2019)	30
T8. Justin Hauer (2011)	28
T8. Jack Czeszewski (2016)	28
T10. Dan Sorce (2006)	27
T10. Jeremy Rhoades (2013)	27
T10. Jim Sajewich (2007)	27

Earned-Run Average (45 IP min.)

1. Bob Housman (1970)	0.99
2. Paul Sperry (1969)	1.03

3. Mark Huber (1977)	1.36
4. Tim Hallam (1976)	1.37
5. Kenny Long (2010)	1.38
6. Dave Arvola (1978)	1.52
7. Chris Razo (2013)	1.71
8. Mike Mackie (1975)	1.84
9. Mike Mackie (1974)	1.86
10. Cory Tasche (1989)	1.93

Wins

T1. Jacob Hendren (2015)	10
T1. Dan Savas (2013)	10
T1. Irish O'Reilly (1966)	10
T4. Steve Hecker (2001)	9
T4. Corey Maines (2011)	9
T4. Rich Gordon (1969)	9
T4. Brent Headrick (2019)	9
8. 11 players tied	8

Games Started

1. Corey Maines (2010)	17
T2. Paul Wagner (1989)	16
T2. Matt Herges (1992)	16
T2. Dan Savas (2014)	16
7. 14 players tied for	15

Complete Games

1. James Goff (1937)	10
T2. Jim Olivieri (1976)	8
T2. Paul Wagner (1989)	8
T4. Eric Eckenstahler (1999)	7
T4. Ed Stryker (1990)	7
T6. Ryan Copeland (2009)	6
T6. Irish O'Reilly (1966)	6
8. 8 players tied	5

Saves

1. Kenny Long (2012)	13
2. Jacob Gilmore (2019)	11
T3. Kenny Long (2010)	9
T3. Tim Hallam (1976)	9
T3. Bill Brabec (1995)	9
6. Jeremy Accardo (2002)	8
T7. Joe Husak (2024)	7
T7. Joe Husak (2025)	7
T9. Todd Graham (1999)	6
T9. Kenny Long (2011)	6
T9. Mike Hlavacek (2006)	6

T9. Jeremy Rhoades (2013)	6
---------------------------	---

Innings Pitched

1. Jacob Hendren (2015)	106.0
2. B.J. Burkhart (1999)	105.0
3. Todd Keck (1994)	104.2
4. Ed Stryker (1990)	104.1
5. Dan Savas (2014)	102.2
6. Dan Freed (1988)	102.0
7. Dan Savas (2013)	100.1
8. Neal Cotts (2000)	97.0
9. Brent Headrick (2019)	96.0
T10. Matt Herges (1992)	94.2
T10. Will Headean (2015)	94.2

Strikeouts

1. James Goff (1934)	126
2. Brent Headrick (2019)	115
3. Neal Cotts (2001)	113
T4. Mike Rzaszki (1949)	111
T4. Irish O'Reilly (1966)	111
6. Corey Maines (2011)	110
7. Neal Cotts (2000)	104
8. Eric Eckenstahler (2000)	103
9. Jacob Hendren (2015)	99
T10. Dan Savas (2013)	98
T10. Dylan Craig (2014)	98

Fielding Percentage (100 chances min.)

T1. Chad Hinshaw ('10,'11,'12)	1.000
T1. Daniel Dwyer (2015)	1.000
T1. Daniel Contreras (2024)	1.000
2. Todd Reeser (1985)	.998
4. Jean Ramirez (2016)	.997
5. Paul Popovich (1995)	.996
6. Jim Warning (1974)	.996
7. Greg Blaesing (2003)	.996
8. Seth Von Behren (1999)	.996
9. Tyson Hays (2019)	.995
10. Mitch Nowicki (1974)	.994

Putouts

1. Kyle Stanton (2013)	528
2. Zach Amrein (2010)	522
3. Jesse Griswold (2007)	514
4. Todd Schroeder (1990)	492
5. Seth Von Behren (1998)	483



SEASON RECORDS

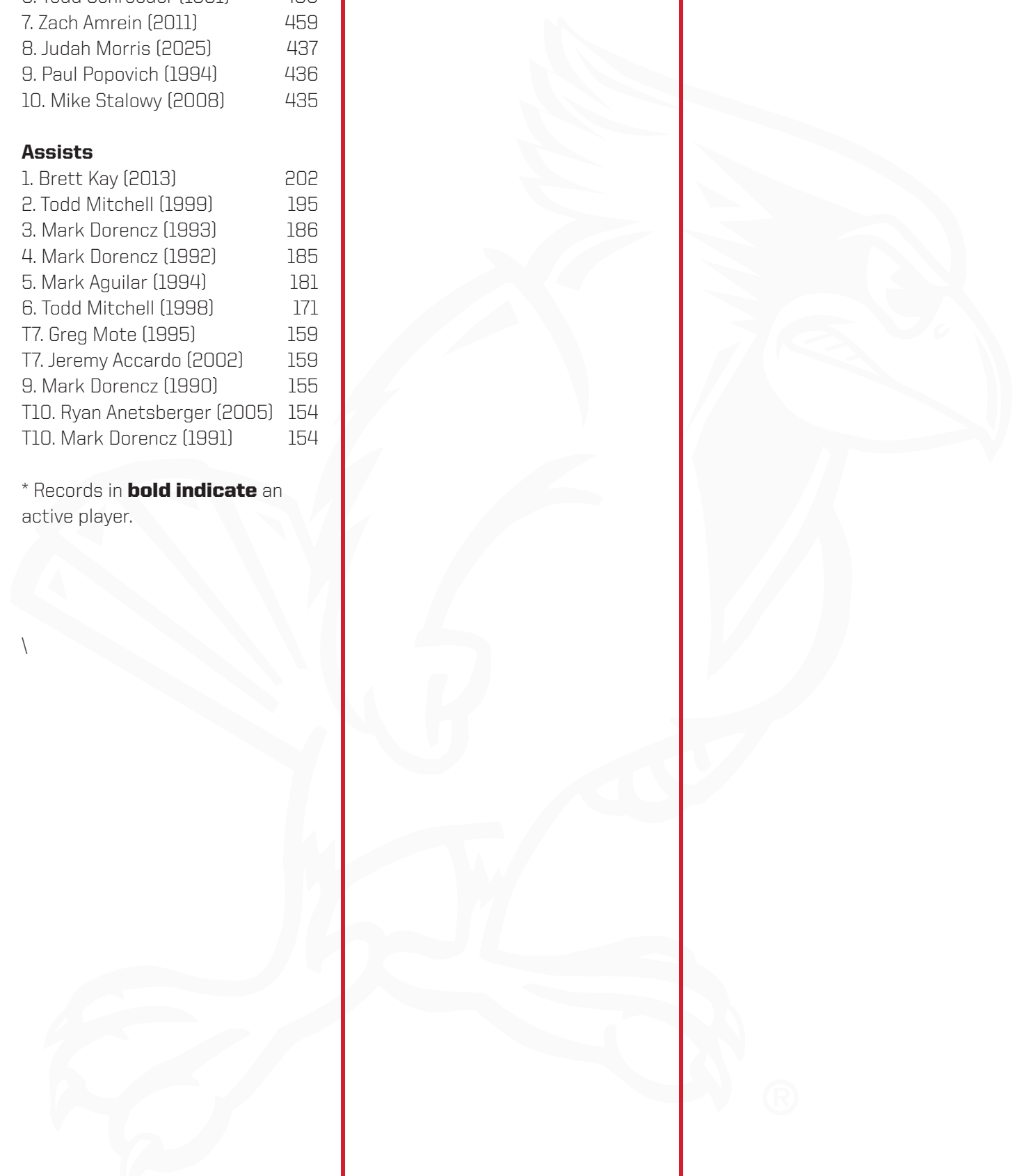


6. Todd Schroeder (1991)	480
7. Zach Amrein (2011)	459
8. Judah Morris (2025)	437
9. Paul Popovich (1994)	436
10. Mike Stalowcy (2008)	435

Assists

1. Brett Kay (2013)	202
2. Todd Mitchell (1999)	195
3. Mark Dorencz (1993)	186
4. Mark Dorencz (1992)	185
5. Mark Aguilar (1994)	181
6. Todd Mitchell (1998)	171
T7. Greg Mote (1995)	159
T7. Jeremy Accardo (2002)	159
9. Mark Dorencz (1990)	155
T10. Ryan Anetsberger (2005)	154
T10. Mark Dorencz (1991)	154

* Records in **bold indicate** an active player.



Batting Average (75 AB min.)

1969	Guy Homoly	.413
1970	Ernie Pedersen	.347
1971	Tom Monschein	.304
1972	Rich Olson	.380
1973	Dave Bergman	.400
1974	Dave Bergman	.351
1975	Mike Schneider	.347
1976	Greg Linhart	.342
1977	Mike Martinez	.316
1978	Dave Koopman	.433
1979	Mike Mayerck	.352
1980	Dave Griffin	.368
1981	Bob Daggy	.375
1982	Bryan House	.338
1983	Lynn Wade	.404
1984	John LaRocco	.389
1985	Mike Prior	.413
1986	Chris Gurchiek	.342
1987	Scott Huss	.355
1988	Don King	.344
1989	Dave Wyss	.326
1990	Todd Schroeder	.405
1991	Todd Schroeder	.352
1992	Terry Beyna	.317
1993	Dan Latka	.320
1994	Matt Gainer	.377
1995	Matt Gainer	.343
1996	Jeff Allen	.311
1997	Ryan Knox	.369
1998	Ryan Duncheon	.411
1999	Eddie Pieczynski	.377
2000	Ryan Duncheon	.363
2001	Jared Dufault	.394
2002	Jon Peacock	.406
2003	Nate Whitney	.339
2004	Nate Whitney	.344
2005	Ryan Anetsberger	.329
2006	Chris Frank	.333
2007	Ryan Anetsberger	.328
2008	Kevin Dubler	.358
2009	Mike Stalowy	.328
2010	Kevin Tokarski	.412
2011	Tyler McNeely	.344
2012	Ty Wiesemeyer	.333
2013	Eric Aguilera	.346
2014	Paul DeJong	.349
2015	Joe Kelch	.338

2016	Owen Miller	.328
2017	Owen Miller	.325
2018	Owen Miller	.384
2019	Joe Aeilts	.346
2020*	Gunner Peterson	.364
2021	Jake McCaw	.367
2022	Ryan Cermak	.340
2023	Luke Lawrence	.319
2024	Luke Lawrence	.333
2025	Daniel Pacella	.355

Runs

1969	Guy Homoly	33
1970	Tom Monschein	26
1971	Tom Monschein	25
1972	Dave Nichols	25
1973	Bergman & Hogan	25
1974	Dave Bergman	26
1975	Gary Krieger	23
1976	Jeff Gilbert	35
1977	Greg Linhart	26
1978	Jeff Gilbert	26
1979	Mike Bock	23
1980	Lynn Wade	31
1981	Rick Powell	34
1982	Tom Hennrich	49
1983	Mike Prior	44
1984	Bryan House	49
1985	Mike Prior	63
1986	Frank Mustari	40
1987	Meece & Mustari	41
1988	Tony Simmonds	45
1989	Scott Lothery	42
1990	Tony Simmonds	43
1991	Todd Schroeder	48
1992	Renaldo Gallagher	34
1993	Mark Dorencz	50
1994	Greg Mote	51
1995	Andy Scholfield	47
1996	Tyler Turnquist	34
1997	Ryan Knox	54
1998	Jeff Allen	66
1999	Duncheon & Knox	59
2000	Seth Von Behren	57
2001	Jared Dufault	58
2002	Jon Peacock	44
2003	Jeremy Pickrel	42
2004	Nate Whitney	41

2005	Matt Bolt	44
2006	Matt Bolt	43
2007	Kevin Dubler	36
2008	Kevin Dubler	47
2009	Mike Stalowy	41
2010	Kevin Tokarski	70
2011	Tyler McNeely	50
2012	Chad Hinshaw	.43
2013	Chad Hinshaw	54
2014	Paul DeJong	44
2015	DeJong & Dwyer	47
2016	Daniel Dwyer	39
2017	Owen Miller	36
2018	John Rave	48
2019	John Rave	56
2020*	Joe, Butler, Blackford, & Huggins	9
2021	Jordan Libman	41
2022	Ryan Cermak	45
2023	Auggie Rasmussen	46
2024	Luke Lawrence	56
2025	Daniel Pacella	58

Hits

1969	Tom Klein	47
1970	Ernie Pedersen	33
1971	Tom Monschein	34
1972	Rich Olson	38
1973	Dan Hogan	43
1974	Dave Bergman	40
1975	Mike Bonczyk	36
1976	Gary Krieger	53
1977	Mike Martinez	42
1978	Greg Linhart	56
1979	Mike Mayerck	38
1980	Lynn Wade	46
1981	Lynn Wade	44
1982	Tom Hennrich	46
1983	Lynn Wade	59
1984	Prior & House	54
1985	Mike Prior	76
1986	Scott Huss	58
1987	Frank Mustari	65
1988	Tony Simmonds	57
1989	Tony Simmonds	68
1990	Todd Schroeder	81
1991	Todd Schroeder	69
1992	Terry Beyna	52



SEASON LEADERS

2019	Joe Aeilts	4
2020*	Jeremy Gaines	3
2021	Ryan Cermak	4
2022	Gile, Huggins, Nichols, Conklin	1
2023	Auggie Rasmussen	3
2024	Luke Lawrence	3
2025	Josh Outlaw	3

Home Runs

1969	Guy Homoly	7
1970	Four players tied with	1
1971	Housman & Nichols	2
1972	Mitch Nowicki	7
1973	Rich Olson	4
1974	Dave Bergman	3
1975	Krieger & Litterio	2
1976	Gilbert & Krieger	4
1977	Greg Linhart	3
1978	Greg Linhart	5
1979	Bock & Schoenberg	2
1980	Dave Griffin	7
1981	Mike Bock	7
1982	Daggy & Wade	4
1983	Lynn Wade	15
1984	Mike Prior	7
1985	Mike Prior	19
1986	Frank Mustari	10
1987	Frank Mustari	15
1988	Ledinski & Wyss	4
1989	Scott Lothery	8
1990	Scott Lothery	12
1991	Brad James	19
1992	Maurice Austin	6
1993	Mark Dorencz	8
1994	Matt Gainer	14
1995	Matt Gainer	12
1996	Jeff Allen	6
1997	Ryan Knox	8
1998	Allen & Duncheon	18
1999	Ryan Duncheon	23
2000	Ryan Duncheon	13
2001	Mike Saunches	13
2002	Jon Peacock	9
2003	Jeremy Pickrel	12
2004	Jeremy Pickrel	11
2005	Matt Bolt	5
2006	Kevin Dubler	4
2007	Matt Bolt	7

2008	Kevin Dubler	9
2009	Tyler McNeely	7
2010	Ryan Court	10
2011	Tyler McNeely	12
2012	Eric Aguilera	7
2013	Aguilera & Z. Johnson	7
2014	Paul DeJong	9
2015	Paul DeJong	14
2016	Jean Ramirez	6
2017	Miller and Braithwaite	6
2018	John Rave	8
2019	John Rave	12
2020*	Joe Butler	3
2021	Ryan Cermak	11
2022	Ryan Cermak	19
2023	Daniel Pacella	16
2024	Noah Rabin	18
2025	Daniel Pacella	20

Stolen Bases

1969	Guy Homoly	18
1970	Tom Monschein	11
1971	Tom Monschein	9
1972	Mike Reifeiss	6
1973	Jim Warning	7
1974	Dave Bergman	12
1975	Blake Tekotte	10
1976	Blake Tekotte	23
1977	Dave Koopman	13
1978	Greg Linhart	16
1979	Wes Schoenberg	9
1980	Bob Daggy	24
1981	Bryan House	27
1982	Tom Hennrich	16
1983	Mike Prior	19
1984	Bryan House	20
1985	Mike Prior	20
1986	Ray Ledinsky	9
1987	Gurchiek, Watson	11
1988	Tony Simmonds	9
1989	Three tied with	8
1990	Mark Dorencz	10
1991	Tony Simmonds	13
1992	Renaldo Gallagher	21
1993	Maurice Austin	18
1994	Andy Schofield	14
1995	Andy Schofield	14
1996	Jeff Allen	10

1997	Gavric, Pyfer	11
1998	Allen & Turnquist	12
1999	Todd Mitchell	14
2000	Seth Von Behren	16
2001	Ed Tolzien	12
2002	Jeremy Accardo	9
2003	Jeremy Pickrel	15
2004	Jeremy Pickrel	16
2005	Matt Bolt	16
2006	Bolt & Dubler	8
2007	Collin Salzenstein	18
2008	Kevin Tokarski	32
2009	Stalowy & McNeely	12
2010	Kevin Tokarski	33
2011	Chad Hinshaw	31
2012	Chad Hinshaw	23
2013	Chad Hinshaw	33
2014	Sean Beesley	27
2015	Sean Beesley	9
2016	Sean Beesley	10
2017	John Rave	12
2018	Owen Miller	8
2019	Aeilts & Parola	14
2020*	Joe Butler & G. Peterson	3
2021	Tyson Hays & Joe Butler	5
2022	Ryan Cermak & Jake McCaw	8
2023	Auggie Rasmussen	25
2024	J.T. Sokolove	20
2025	Graham Mastros	18

RBI's

1969	Tom Klein	29
1970	Ernie Pedersen	18
1971	Mark Chuvala	19
1972	Bergman & Nowicki	23
1973	Dave Bergman	22
1974	Rich Olson	19
1975	Mike Bonczyk	21
1976	Jeff Gilbert	36
1977	Tom Wieghaus	17
1978	Tom Wieghaus	34
1979	Mike Mayerck	19
1980	Dave Griffin	33
1981	Mike Bock	32
1982	Lynn Wade	31
1983	Lynn Wade	45
1984	Mike Prior	37



SEASON LEADERS

2011	Corey Maines	94.0
2012	Chris Razo	87.0
2013	Dan Savas	100.1
2014	Dan Savas	102.2
2015	Jacob Hendren	106.0
2016	Steve Heilenbach	87.1
2017	Brady Huffman	64.1
2018	Brady Huffman	73.1
2019	Brent Headrick	96.0
2020*	Colton Johnson	25.0
2021	Colton Johnson	86.2
2022	Derek Salata	65.2
2023	Derek Salata	75.0
2024	Cameron Mabee	79.0
2025	Tyrelle Chadwick	77.1

Strikeouts

1969	Buzz Capra	71
1970	Paul Sperry	60
1971	Bob Housman	40
1972	Bob Newman	50
1973	Tom Thezan	29
1974	Jim Alton	36
1975	Dave Boyd	43
1976	Jim Olivieri	50
1977	Mark Huber	66
1978	Tim Millner	69
1979	Tim Millner	37
1980	Don Borgini	32
1981	Greg Troemel	35
1982	Dave Wampler	26
1983	Doug Boehm	27
1984	Greg Troemel	58
1985	Jay Darnell	43
1986	Jay Darnell	48
1987	Dan Freed	57
1988	Dan Freed	41
1989	Scott Brown	61
1990	Ed Stryker	65
1991	Matt Herges	61
1992	Matt Herges	90
1993	Paul O'Malley	62
1994	Paul O'Malley	72
1995	Kevin McMahon	53
1996	Brian Okrasinski	51
1997	Eric Eckenstahler	96
1998	Brian Forystek	68
1999	Eric Eckenstahler	74

2000	Neal Cotts	104
2001	Neal Cotts	113
2002	Kyle Bloom	55
2003	Kyle Bloom	79
2004	Kyle Bloom	85
2005	Ned Schauff	61
2006	Ian Berger	69
2007	Eric Theisen	44
2008	Ryan Copeland	72
2009	Copeland & Maines	69
2010	Ryan Copeland	78
2011	Corey Maines	110
2012	Chris Razo	72
2013	Dan Savas	98
2014	Dylan Craig	98
2015	Jacob Hendren	99
2016	David Meade	63
2017	Jack Landwehr	57
2018	Brent Headrick	59
2019	Brent Headrick	115
2020*	Colton Johnson	37
2021	Colton Johnson	86
2022	Derek Salata	63
2023	Derek Salata	88
2024	Tanner Perry	62
2025	Tanner Perry	76

ERA

1969	Paul Sperry	1.03
1970	Bob Housman	0.98
1971	Dan Steinbach	2.98
1972	John DeWerff	2.08
1973	Mark Wronkiewicz	2.12
1974	Mike Mackie	1.86
1975	Mike Mackie	1.84
1976	Tim Hallam	1.37
1977	Mark Huber	1.36
1978	Dave Arvola	1.52
1979	Tim Hallquist	3.72
1980	Don Borgini	6.35
1981	Todd Walker	1.16
1982	Duane Johnson	2.05
1983	Doug Boehm	3.54
1984	Tom Hammerton	2.70
1985	Jay Darnall	3.32
1986	Matt Hodges	3.94
1987	Paul Wagner	2.40
1988	Dan Freed	2.52

1989	Cory Tasche	1.93
1990	Ed Stryker	3.36
1991	Nick Boratto	3.78
1992	Tom Duffy	3.19
1993	Brian Okrasinski	2.68
1994	Mark Hahn	3.44
1995	Brian Okrasinski	3.18
1996	Kevin McMahon	3.33
1997	Brian Forystek	3.26
1998	Jason Pearson	3.92
1999	B.J. Burkhart	3.34
2000	Neal Cotts	3.25
2001	Neal Cotts	2.89
2002	Mike Quinlan	3.95
2003	Dave Macdonald	3.93
2004	Todd Stein	3.98
2005	Eric Theisen	3.00
2006	Kitt Kopach	4.17
2007	Jim Sajewich	2.89
2008	Eric Theisen	3.74
2009	Ryan Copeland	3.63
2010	Kenny Long	1.38
2011	Corey Maines	2.87
2012	Kenny Long	2.29
2013	Chris Razo	1.71
2014	David Suarez	1.99
2015	Jacob Hendren	2.80
2016	Jack Landwehr	2.89
2017	Brent Headrick	3.79
2018	Michael Sebbby	4.57
2019	Brent Headrick	3.47
2020	Colton Johnson	3.60
2021	Colton Johnson	3.32
2022	Jared Hart	2.45
2023	Derek Salata	4.08
2024	Joe Husak	3.96
2025	Tyrelle Chadwick	4.31



TEAM HIGHS & LOWS



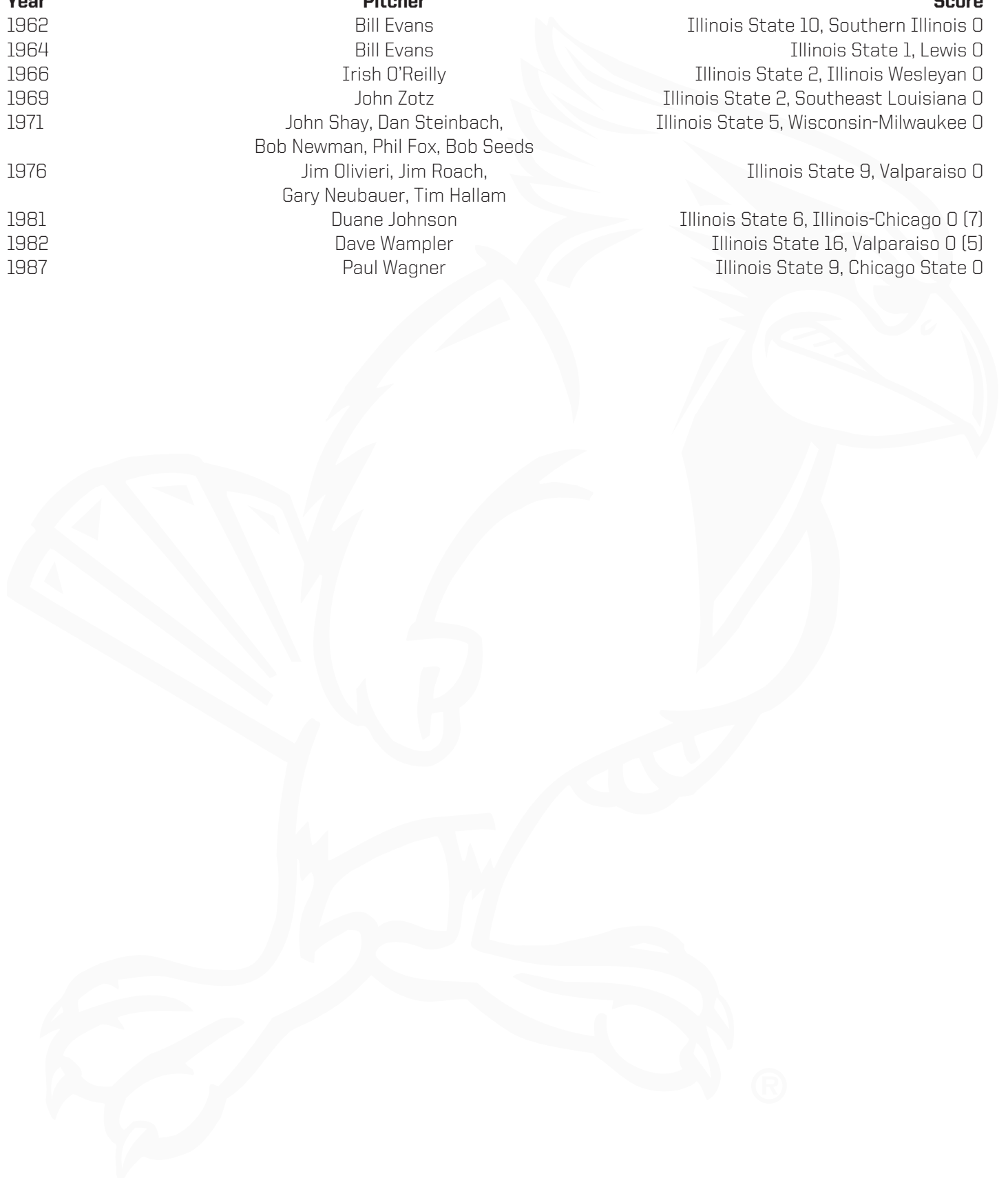
Highest Batting Avg.	.326 (1985)
Lowest Batting Avg.	.206 (1960)
Most Hits	673 (1999)
Fewest Hits	88 (1957)
Most Runs	433 (1999)
Fewest Runs	47 (1957)
Most Doubles	128 (2000)
Fewest Doubles	7 (1957)
Most Triples	28 (1990)
Fewest Triples	2 (1963)
Most Home Runs	87 (1985)
Fewest Home Runs	1 (1964)
Most RBI	396 (1999)
Fewest RBI	36 (1957)
Most Stolen Bases	139 (1976)
Fewest Stolen Bases	19 (2016)
Most Victories	41 (1976)
Fewest Victories	11 (1965)
Most Saves	15 (2010)
Fewest Saves	3 ('78,'88,'90)
Most Inn. Pitched	502.0 (1999)
Fewest Inn. Pitched	100.0 (1957)
Most Strikeouts	493 (2014)
Fewest Strikeouts	42 (1957)
Fewest Walks	48 (1957)
Most Walks	262 (1997)
Lowest ERA	1.53 (1970)
Highest ERA	8.14 (1980)
Most Strikeouts/Game	9.6 (1966)
Fewest Strikeouts/Game	3.5 (1954)
Most Walks/Game	6.22 (1958)
Fewest Walks/Game	3.12 (2003)





NO-HITTERS

Year	Pitcher	Score
1962	Bill Evans	Illinois State 10, Southern Illinois 0
1964	Bill Evans	Illinois State 1, Lewis 0
1966	Irish O'Reilly	Illinois State 2, Illinois Wesleyan 0
1969	John Zotz	Illinois State 2, Southeast Louisiana 0
1971	John Shay, Dan Steinbach, Bob Newman, Phil Fox, Bob Seeds	Illinois State 5, Wisconsin-Milwaukee 0
1976	Jim Olivieri, Jim Roach, Gary Neubauer, Tim Hallam	Illinois State 9, Valparaiso 0
1981	Duane Johnson	Illinois State 6, Illinois-Chicago 0 (7)
1982	Dave Wampler	Illinois State 16, Valparaiso 0 (5)
1987	Paul Wagner	Illinois State 9, Chicago State 0



AWARDS & HONORS



NATIONAL HONORS

College Division Coach of the Year
1969 Duffy Bass

College Division All-America
1966 P Ed Sennett
1969 OF Guy Homoly

ABCA/Rawlings All-America Team
2010 2B Kevin Tokarski
2018 SS Owen Miller (3rd Team)

Louisville Slugger All-America Team
2010 2B Kevin Tokarski
2013 SP Chris Razo (3rd Team)
2015 SP Jacob Hendren (3rd Team)

CollegeBaseballInsider
All-America Team
2013 SP Dan Savas (Honorable Mention)
SP Chris Razo (Honorable Mention)

Ping! Baseball All-America Team
2010 2B Kevin Tokarski

Sporting News All-America Team
1974 OF Dave Bergman

Collegiate Baseball Freshman All-America Team
2017 CF John Rave (3rd Team)
2021 CF Ryan Cermak (2nd-year freshman)
2023 OF Daniel Pacella

Baseball America Freshman All-America Team
2016 SS Owen Miller (2nd Team)

Louisville Slugger Freshman All-America Team
2000 P Kyle Bloom
P Dave MacDonald
2001 INF Greg Blaesing (HM)
2008 INF Kevin Tokarski

2016 SS Owen Miller

Collegiate Baseball National Player of the Week
2022 OF Ryan Cermak (4/11)
2023 OF Daniel Pacella (3/6)
SP Derek Salata (3/27)

D1 Baseball National Player of the Week
2022 OF Ryan Cermak (4/11)

NCWBA National Player of the Week
2022 OF Ryan Cermak (4/11)
Perfect Game National Player of the Week
2022 OF Ryan Cermak (4/11)

ABCA/Rawlings All-Midwest Region Team
1998 OF Jeff Allen (1st Team)
2001 DH Mike Saunches (1st Team)
2010 2B Kevin Tokarski (1st Team)
2015 2B Paul DeJong (2nd Team)
2018 SS Owen Miller (1st Team)
2019 3B Joe Aeilts (2nd Team)
2023 OF Ryan Cermak (1st Team)
2025 OF Daniel Pacella (2nd Team)
2025 1B Judah Morris (2nd Team)

NCAA Regional All-Tournament Team
1976 1B Gary Krieger
OF Mike Bonczyk
2010 SS Brett Kay
2019 1B Jack Butler
SP Matt Walker

Academic All-America
1983 C Jim Pacanowski (2nd Team)
1984 C Jim Pacanowski (3rd Team)
2015 P Jacob Hendren (1st Team)
2015 INF Paul DeJong (1st Team)
2018 C Collin Braithwaite (2nd Team)
2022 1B Jake McCaw (1st Team)

CoSIDA Academic All-District V

2009 3B Ryan Court
2011 3B Ryan Court
2015 P Jacob Hendren
2015 INF Paul DeJong
2022 1B Jake McCaw
CF Ryan Cermak

CSC Academic All-District

2023 SS Luke Cheng
2B Greg Nichols
2024 1B Judah Morris
3B Greg Nichols
LF Daniel Pacella
DH Noah Rabin
2025 1B Judah Morris
OF Daniel Pacella

MISSOURI VALLEY CONFERENCE HONORS

All-MVC First Team
1983 OF Lynn Wade
SP Doug Boehm
1984 2B Bryan House
1985 OF Mike Prior
C Loren White
1988 SP Dan Freed
SP Bruce Prybylinski
1989 DH Dave Wyss
SP Paul Wagner
1990 UT Todd Schroeder
1993 UT Maurice Austin
1997 3B Tyler Turnquist
1998 OF Jeff Allen
C Ryan Duncheon
1999 DH Ryan Duncheon
SP Eric Eckenstahler
2000 OF Jared Dufault
C Ryan Duncheon
2001 P Neal Cotts
OF Jared Dufault
DH Mike Saunches
2003 SS Jeremy Accardo
2005 OF Matt Bolt
2007 DH Kevin Dubler
2010 P Ryan Copeland
P Kenny Long





AWARDS & HONORS

2011	2B	Kevin Tokarski
	3B	Ryan Court
	RP	Kenny Long
	OF	Tyler McNeely
2012	OF	Eric Aguilera
	3B	Zac Johnson
	P	Kenny Long
2013	OF	Eric Aguilera
	C	Mike Hollenbeck
	3B	Zac Johnson
	SS	Brett Kay
	SP	Chris Razo
	RHP	Jeremy Rhoades
	SP	Dan Savas
	1B	Kyle Stanton
2014	2B	Paul DeJong
2015	UT	Paul DeJong
	P	Jacob Hendren
	1B	Mason Snyder
2018	SS	Owen Miller
2019	3B	Joe Aeilts
	OF	Joe Butler
	SP	Brent Headrick
	OF	John Rave
2021	CF	Ryan Cermak
	1B	Jake McCaw
2022	CF	Ryan Cermak
2024	LF	Daniel Pacella
2025	LF	Daniel Pacella
	All-MVC Second Team	
1982	SP	Duane Johnson
1983	SS	Paul Giersz
	DH	Jay Hoffman
1984	SS	Paul Giersz
	OF	Mike Prior
	DH	Loren White
	P	Bob
Reibel		
1986	3B	Frank Mustari
1987	3B	Frank Mustari
	SP	Paul Wagner
1988	C	Don King
1989	SS	Tony Simmonds
	C	Don Prybylinski
1991	1B	Todd Schroeder
	OF	Brad James
1993	SS	Mark Dorencz

	SP	Paul O'Malley
1995	1B	Matt Gainer
	2B	Greg Mote
	RP	Bill Brabec
1997	OF	Ryan Knox
	P	Eric Eckenstahler
1998	RP	Jason Pearson
1999	OF	Ryan Knox
	SS	Todd Mitchell
2000	SP	Brian Forystek
	3B	Seth Von Behren
2001	U	Ryan Cantrell
2002	2B	Jon Peacock
	DH	Brad Bouris
2003	OF	Jeremy Pickrel
2006	3B	Ryan Anetsberger
2007	3B	Ryan Anetsberger
2008	C	Kevin Dubler
	RP	Eric Theisen
2009	SS	Collin Salzenstein
2010	3B	Ryan Court
	DH	Anthony Ruffolo
2014	SP	Dan Savas
	RP	David Suarez
2015	2B	Joe Kelch
2016	SP	Steve Heilenbach
2017	SS	Owen Miller
2018	CF	John Rave
2021	DH	Jordan Libman
2022	RP	Jared Hart
2025	1B	Judah Morris
2025	SP	Tyrelle Chadwick

All-MVC Honorable Mention

1989	2B	Randy Gentile
	OF	Scott Lothery
	SP	Cory Tasche
1990	C	Don Prybylinski
	3B	Tony Simmonds
	OF	Brad James
	OF	Scott Lothery
	SP	Ed Stryker
1992	SS	Mark Dorencz
	OF	Tom Duffy
1992	OF	Andy Schofield
1993	OF	Dan Latka
	RP	Brian Okrasinski
1994	2B	Don Spaniak

	3B	Greg Mote
	UT	Matt Gainer
	OF	Andy Schofield
	OF	Dan Latka
1995	SP	Brian Okrasinski
1996	OF	Jeff Allen
	P	Jason Pearson
1997	2B	Todd Mitchell
	OF	Mane Gavric
	OF	Jim Pyfer
1999	OF	Jared Dufault
2000	SP	Neal Cotts
	OF	Ed Tolzien
2001	1B	Ed Tolzien
2002	OF	Ryan Cantrell
	SP	Mike Quinlan
	RP	Jeremy Accardo
2003	P	Kyle Bloom
	OF	Nate Whitney
2004	OF	Nate Whitney
	RP	Kyle Zaleski
2005	RP	Eric Theisen
2006	RF	Matt Bolt
	C	Kevin Dubler
	2B	Jesse Griswold
	CF	Kris Jenkins
2007	1B	Jesse Griswold
	UT	Kyle O'Brien
2008	SP	Ryan Copeland
2009	SP	Ryan Camp
	3B	Ryan Court
	OF	Tyler McNeely
	2B	Mike Stalowy
2010	C	Matt Mirabal
2011	RP	Justin Hauer
	SP	JD Learnard
	SP	Corey Maines
	IF	Kevin Tokarski
2012	P	Justin Hauer
	OF	Chad Hinshaw
	C	Matt Mirabal
	2B	Kevin Tokarski
	OF	Ty Wiesemeyer
2013	OF	Chad Hinshaw
2014	SS	Dennis Colon
	C	Mike Hollenbeck
	OF	Daniel Dwyer
	SP	Dylan Craig



AWARDS & HONORS



	SP	Jeremy Rhoades
2016	SS	Owen Miller
2017	OF	John Rave
2018	C	Collin Braithwaite
2019	OF	Jack Butler
2021	C	Tyson Hays
	2B	Kyle Soberano
	SP	Colton Johnson
	SP	Sean Sinisko
	SP	Jordan Lussier
2022	SP	Derek Salata
	RP	Colin Wyman
	3B	Nick Gile
2023	OF	Daniel Pacella
2024	1B	Judah Morris
	RF	Auggie Rasmussen
	RP	Joe Husak
2025	SS	Shai Robinson
	RP	Matthew Donnison
	RP	Joe Husak

MVC All-Defensive Team

2022	CF	Ryan Cermak
	SS	Luke Cheng
	2B	Greg Nichols
2023	OF	Auggie Rasmussen
2024	CF	J.T. Sokolove
	SP	Cameron Mabee

MVC All-Tournament Team

1985	C	Loren White
1989	C	Don Prybylinski
1990	P	Ed Stryker
1994	2B	Don Spaniak
	OF	Matt Gainer
	UT	Casey Fisk
	P	Mark Hahn
1997	OF	Ryan Knox
1999	SP	B.J. Burkhart
	DH	Ryan Duncheon
	OF	Ryan Knox
2010	1B	Zach Amrein
	3B	Ryan Court
	DH	Evan Kohli
	P	Kenny Long
	C	Matt Mirabal
	2B	Kevin Tokarski
2012	OF	Chad Hinshaw

2013	OF	Chad Hinshaw
	C	Mike Hollenbeck
	SS	Brett Kay
	SP	Dan Savas
	1B	Kyle Stanton
2014	1B	Mason Snyder
	3B	Brock Stewart
	C	Mike Hollenbeck
	DH	Logan Leverett
	OF	Daniel Dwyer
	P	Dylan Craig
2016	2B	Derek Parola
	UT	Nick Zouras
	P	Brady Huffman
2019	P	Brent Headrick
	3B	Joe Butler
	SS	Aidan Huggins
2021	SP	Sean Sinisko
	SP	Jordan Lussier
	SP	Colton Johnson
	2B	Kyle Soberano
	C	Tyson Hays

2022	SP	Derek Salata
	RP	Colin Wyman
	3B	Nick Gile
2023	OF	Daniel Pacella
2024	UTL	Noah Rabin
	INF	Shai Robinson
2025	INF	Noah Smith

MVC Most Valuable Player

2010	INF	Kevin Tokarski
2019	3B	Joe Aeilts

MVC Pitcher of the Year

2013	SP	Chris Razo
2019	SP	Brent Headrick

MVC Freshman of the Year

2008	INF	Kevin Tokarski
------	-----	----------------

MVC Newcomer of the Year

2015	P	Jacob Hendren
------	---	---------------

MVC Defensive Player of the Year

2013	SS	Brett Kay
2021	CF	Ryan Cermak
2022	CF	Ryan Cermak

MVC Coach of the Year

2010		Mark Kingston
2013		Mark Kingston
2019		Steve Holm

MVC Tournament MVP

1994	OF	Matt Gainer
2010	INF	Kevin Tokarski

MVC Player of the Week

1993	SS	Mark Dorencz
1994	UT	Casey Fisk
1997	1B	Seth Von Behren
1998	OF	Jeff Allen
1999	C	Ryan Duncheon
	OF	Ryan Knox
	1B	Seth Von Behren
2000	C	Ryan Duncheon
	3B	Seth Von Behren
2001	OF	Ryan Cantrell
	DH	Mike Sauches
2004	OF	Matt Bolt
2005	2B	Lee Fischer
2006	RF	Matt Bolt
2009	2B	Mike Stalowy (4/13)
	3B	Ryan Court (4/20)
2010	2B	Kevin Tokarski (2/22)
	2B	Kevin Tokarski (5/10)
2011	OF	Tyler McNeely (3/21)
2012	OF	Ty Wiesemeyer (4/23)
2013	1B	Kyle Stanton (5/6)
2014	OF	Logan Leverett (3/24)
	2B	Paul DeJong (4/28)
	C	Mike Hollenbeck (5/5)
2015	OF	Logan Leverett (2/23)
2016	OF	Sean Beesley (5/2)
2018	SS	Owen Miller (5/14)
2019	OF	John Rave (2/18)
	OF	Jordan Libman (3/18)
	C	Nick Zouras (5/20)
2022	1B	Jake McCaw (2/28)
2025	OF	Brayden Bakes (3/24)
	OF	Daniel Pacella (4/14)

MVC Pitcher of the Week

1992	SP	Corey Tasche
1994	SP	Paul O'Malley





AWARDS & HONORS

1998	RP	Jason Pearson
	RP	Jason Pearson
1999	SP	Eric Eckenstahler
	SP	B.J. Burkhart
2000	SP	Neal Cotts
	SP	Eric Eckenstahler
	SP	Neal Cotts
	SP	Brian Forystek
2001	SP	Neal Cotts
	SP	Neal Cotts
2002	SP	Mike Quinlan
2003	RP	Dave Macdonald
2005	RP	Matt Fowles
	SP	Ned Schauff
2007	SP	Eric Theisen
2008	SP	Corey Maines (3/17)
2010	RP	Kenny Long (3/29)
	RP	Kenny Long (5/10)
2011	SP	Corey Maines (3/28)
2013	SP	Chris Razo (4/8)
	SP	Brad Sorkin (4/22)
	SP	Chris Razo (5/6)
	SP	Dan Savas (5/19)
2014	SP	Dylan Craig (3/10)
2017	SP	Matt Walker (5/22)
2019	SP	Brent Wicklund (4/8)
	RP	Colton Johnson (4/15)
2022	RP	Jared Hart (2/21)
	SP	Derek Salata (3/21)
2023	SP	Derek Salata (2/27)
	SP	Jayson Hibbard (4/3)
2024	SP	Tyrelle Chadwick (3/4)
	SP	Tanner Perry (4/8)
	SP	Carter Monke (5/20)
2025	SP	Tyrelle Chadwick (3/18)
	SP	Tanner Perry (5/12)

MVC Scholar-Athlete First Team

1984	C	Jim Pacanowski
	P	Brad Lueders
	P	Bob Reibel
	OF	Greg Bee
	1B	Todd Reeser
1997	SS	Jason Sands
1998	3B	Jason Sands
	2B	Jay Anderson
1999	OF	Ryan Knox
	3B	Jason Sands

	RP	David Schoeberlein
2000	SP	Neal Cotts
	SP	Eric Eckenstahler
	RP	David Schoeberlein
2001	OF	Ryan Cantrell
	SP	Neal Cotts
	SP	Dave Schoeberlein
2002	OF	Ryan Cantrell
2004	OF	Nate Whitney
2009	3B	Ryan Court
2010	3B	Ryan Court
2011	3B	Ryan Court
2012	OF	Chad Hinshaw
2013	OF	Eric Aguilera
	OF	Chad Hinshaw
	INF	Zac Johnson
2014	2B	Paul DeJong
2015	2B	Paul DeJong
	SP	Jacob Hendren
2016	SP	Jacob Hendren
2017	C	Collin Braithwaite
	SS	Owen Miller
2018	C	Collin Braithwaite
	SS	Owen Miller
	CF	John Rave
2019	3B	Joe Aeilts
	OF	Joe Butler
	SP	Brent Headrick
2021	UTL	Joe Butler
	1B	Jake McCaw
2022	1B	Jake McCaw
	CF	Ryan Cermak
	RP	Colin Wyman
2023	INF	Greg Nichols
2024	LF	Daniel Pacella
2025	LF	Daniel Pacella

MVC Scholar-Athlete of the Year

2022	1B	Jake McCaw
------	----	------------

ILLINOIS STATE HONORS

Retired Numbers

13	Coach	Duffy Bass
12	OF	Dave Bergman
9	P	Lee "Buzz" Capra

ISU Hall of Fame

1972	Stanley Changnon
	Howard Hancock
	James Johnson
	William Kuhfuss
	Richard Tate
	Fred Young
1973	Richard Baldrini
	Paul Benjamin
	John Dal Santo
	Larry Kindred
1974	Dean BurrIDGE
	Marvin Hamilton
	Clifford Horton
	Milton Kadlec
	Richard Kavanagh
	Bob Riggerbach
	Bill Sarver
1975	Lee "Buzz" Capra
	Richard Conrad
	Harold E. Frye
	Guy Homoly
	Paul Sperry
1976	Sam Chicas
	Roger Francour
	Les Hellemann
	Frank Olivieri
	Ernie Pedersen
1977	Tom Klein
	Henry Porter
	Harrison Russell
1978	Dan Hogan
1979	Larry Hallaert
	George Matthews
	Dave Trayser
1980	Dave Bergman
1981	Tom Hodgson
	Rich Olson
1982	Glen Jacquat
1983	Duffy Bass
	James Bowers
	Carl Eichstaedt
	Joe Garnero
	Irish O'Reilly
	Harold Swartzbaugh
1985	Henry Kaiser
	Claude Kracik
1986	1969 Baseball Team



YEAR-BY-YEAR RECORDS



Team	Wins	Losses	Ties	Pct.	Year	Wins	Losses	Ties	Pct.	Year	Wins	Losses	Ties	Pct.
1890	2	0	0	1.000	1890	2	0	0	1.000	2001	31	22	0	.584
1894	6	3	0	.667	1894	6	3	0	.667	2002	24	30	0	.444
1895	7	2	0	.778	1895	7	2	0	.778	2003	23	29	0	.442
1896	1	3	0	.250	1896	1	3	0	.250	2004	21	34	0	.381
1901	1	2	0	.333	1901	1	2	0	.333	2005	26	27	0	.490
1902	0	6	0	.000	1902	0	6	0	.000	2006	20	33	0	.377
1904	0	4	0	.000	1904	0	4	0	.000	2007	20	32	0	.384
1905	1	7	0	.125	1905	1	7	0	.125	2008	22	30	0	.423
1907	1	7	0	.125	1907	1	7	0	.125	2009	25	23	0	.520
1908	0	1	0	.000	1908	0	1	0	.000	2010	32	24	0	.571
1909	9	1	0	.900	1909	9	1	0	.900	2011	36	18	0	.667
1911	1	7	0	.142	1911	1	7	0	.142	2012	33	19	0	.635
1912	5	4	0	.555	1912	5	4	0	.555	2013	39	19	0	.672
1913	1	4	0	.200	1913	1	4	0	.200	2014	33	22	0	.600
1914	0	7	0	.000	1914	0	7	0	.000	2015	27	27	0	.500
1915	1	6	1	.187	1915	1	6	1	.187	2016	17	37	0	.315
1916	1	7	0	.125	1916	1	7	0	.125	2017	16	40	0	.286
1917	2	1	0	.667	1917	2	1	0	.667	2018	22	30	0	.423
1920	7	2	0	.777	1920	7	2	0	.777	2019	36	26	0	.581
1921	5	4	0	.555	1921	5	4	0	.555	2020	7	9	0	.438
1922	2	6	0	.333	1922	2	6	0	.333	2021	23	34	0	.404
1923	2	6	0	.333	1923	2	6	0	.333	2022	21	30	0	.412
1924	1	6	0	.166	1924	1	6	0	.166	2023	20	30	0	.400
1925	4	7	0	.363	1925	4	7	0	.363	2024	30	27	0	.526
1926	4	7	0	.363	1926	4	7	0	.363	2025	28	28	0	.500
1927	4	9	0	.307	1927	4	9	0	.307					
Team	W	L	T	Pct.	Team	W	L	T	Pct.					
1928	7	5	0	.583	1928	7	5	0	.583					
1929	6	7	0	.461	1929	6	7	0	.461					
1930	7	8	0	.466	1930	7	8	0	.466					
1931	5	5	0	.500	1931	5	5	0	.500					
1932	5	7	0	.416	1932	5	7	0	.416					
1933	5	10	1	.343	1933	5	10	1	.343					
1934	12	4	0	.750	1934	12	4	0	.750					
1935	7	7	0	.500	1935	7	7	0	.500					
1936	11	7	0	.611	1936	11	7	0	.611					
1937	10	10	0	.500	1937	10	10	0	.500					
1938	10	10	0	.500	1938	10	10	0	.500					
1939	10	10	0	.500	1939	10	10	0	.500					
1940	9	8	0	.529	1940	9	8	0	.529					
1941	9	10	0	.473	1941	9	10	0	.473					
1942	9	7	1	.558	1942	9	7	1	.558					
1943	9	5	0	.642	1943	9	5	0	.642					
1944	7	8	0	.466	1944	7	8	0	.466					
1945	9	5	0	.642	1945	9	5	0	.642					
1946	3	11	0	.214	1946	3	11	0	.214					
1947	7	7	0	.500	1947	7	7	0	.500					
1948	10	14	1	.420	1948	10	14	1	.420					
1949	15	11	0	.576	1949	15	11	0	.576					
1950	11	11	1	.500	1950	11	11	1	.500					
1951	16	8	0	.667	1951	16	8	0	.667					
1952	8	18	0	.307	1952	8	18	0	.307					
1953	7	19	0	.269	1953	7	19	0	.269					
1954	19	5	0	.791	1954	19	5	0	.791					
1955	15	10	0	.600	1955	15	10	0	.600					
1956	18	10	0	.642	1956	18	10	0	.642					
1957	15	10	0	.600	1957	15	10	0	.600					
1958	18	13	0	.580	1958	18	13	0	.580					
1959	8	17	0	.320	1959	8	17	0	.320					
1960	12	12	0	.500	1960	12	12	0	.500					
1961	20	11	0	.645	1961	20	11	0	.645					
1962	13	15	0	.464	1962	13	15	0	.464					
1963	12	16	0	.428	1963	12	16	0	.428					
1964	13	19	0	.406	1964	13	19	0	.406					
1965	11	16	0	.407	1965	11	16	0	.407					
1966	28	4	0	.875	1966	28	4	0	.875					
1967	20	13	1	.602	1967	20	13	1	.602					
1968	27	7	0	.794	1968	27	7	0	.794					
1969	33	5	0	.868	1969	33	5	0	.868					
1970	22	7	0	.758	1970	22	7	0	.758					
1971	17	20	0	.459	1971	17	20	0	.459					
1972	21	12	0	.636	1972	21	12	0	.636					
1973	21	11	0	.656	1973	21	11	0	.656					
1974	20	14	0	.588	1974	20	14	0	.588					
1975	21	19	0	.525	1975	21	19	0	.525					
1976	41	21	0	.661	1976	41	21	0	.661					
1977	13	22	1	.375	1977	13	22	1	.375					
1978	14	19	0	.424	1978	14	19	0	.424					
1979	16	16	0	.500	1979	16	16	0	.500					
1980	17	26	0	.395	1980	17	26	0	.395					
1981	29	13	0	.690	1981	29	13	0	.690					
1982	24	19	3	.554	1982	24	19	3	.554					
1983	27	15	0	.642	1983	27	15	0	.642					
1984	33	14	1	.697	1984	33	14	1	.697					
1985	34	18	3	.645	1985	34	18	3	.645					
1986	24	31	3	.439	1986	24	31	3	.439					
1987	30	23	0	.566	1987	30	23	0	.566					
1988	21	25	2	.458	1988	21	25	2	.458					
1989	26	34	0	.433	1989	26	34	0	.433					
1990	26	31	0	.456	1990	26	31	0	.456					
1991	27	33	0	.450	1991	27	33	0	.450					
1992	21	31	0	.403	1992	21	31	0	.403					
1993	28	31	0	.474	1993	28	31	0	.474					
1994	30	29	0	.508	1994	30	29	0	.508					
1995	25	28	1	.472	1995	25	28	1	.472					
1996	19	34	0	.358	1996	19	34	0	.358					
1997	29	26	0	.527	1997	29	26	0	.527					
1998	32	22	0	.592	1998	32	22	0	.592					
1999	35	24	0	.593	1999	35	24	0	.593					
2000	27	28	0	.490	2000	27	28	0	.490					

**1,979-1,910-20
.506**

All-Time Winning Percentage





ALL-TIME SERIES RECORDS

Team	W	L	T	First	Last						
Army	2	0	0	2012	2012	Eastern Illinois	87	92	1	1907	2025
Akron	1	1	0	1997	2008	Eastern Kentucky	5	1	0	1941	2015
Alabama	0	2	0	1991	1991	Eastern Michigan	12	18	0	1951	1962
Arkansas	4	10	0	1950	2023	Eureka	35	28	0	1894	1950
Arkansas State	14	8	0	1949	2023	Evansville	74	64	1	1948	2025
Arkansas Pine-Bluff	3	0	0	2024	2024	Fairfield	1	0	0	2013	2013
Auburn	3	2	0	1983	1991	Fairleigh Dickinson	2	1	0	1996	2005
Augustana	0	1	0	1915	1915	Florida A&M	1	0	0	2020	2020
Aurora	2	0	0	1979	1979	Florida	0	3	0	2010	2014
Austin Peay	13	23	0	1982	2023	Florida Atlantic	4	1	0	1997	2015
Ball State	9	8	0	1971	2025	Florida International	2	3	0	1992	2016
Belmont	14	14	0	2005	2025	Florida State	0	2	0	2004	2020
Bellarmine	17	5	0	1976	1980	Fordham	1	0	0	2002	2002
Bethune-Cookman	1	2	0	2008	2008	Fresno State	0	3	0	1994	2003
Birmingham Southern	0	1	0	1990	1990	Georgetown	1	0	0	2015	2015
Boston College	1	0	0	1996	1996	Georgia State	4	0	0	1983	1983
Bowling Green	6	1	0	2011	2015	Georgia Tech	0	3	0	1983	1983
Bradley	121	119	0	1901	2025	Gonzaga	0	2	0	2002	2003
Brooklyn (N.Y.)	1	0	0	1986	1986	Grand View (Iowa)	9	1	0	1984	1988
Brown	0	2	0	1974	1974	Hawai'i	0	4	0	2018	2018
Brown's Business College	1	0	0	1913	1913	Hiram (Ohio)	1	0	0	1967	1967
Bucknell	2	2	0	2005	2015	Hoopeston	0	1	0	1896	1896
Butler	10	5	0	1973	2018	Houston	0	1	0	1993	1993
California-Santa Barbara	1	0	0	2002	2002	Huntington (Ind.)	1	0	0	1983	1983
Canisius	1	0	0	1996	1996	Illinois	36	60	0	1904	2025
Carthage	1	0	0	1949	1949	Illinois College	11	17	0	1914	1937
Centenary (La.)	6	2	0	1957	1971	Illinois Institute of Tech.	6	1	0	1950	2006
Central Arkansas	3	5	0	2014	2023	Illinois Wesleyan	87	71	0	1890	2018
Central Connecticut State	1	0	0	1996	1996	Indiana	4	5	0	2000	2024
Central Michigan	39	18	1	1951	2019	Indiana Central	6	0	0	1961	1970
Charleston (W. Va.)	2	0	0	1989	1989	Indiana Southeast	2	0	0	1982	1982
Chicago	10	3	0	1938	1958	Indiana State	93	122	0	1948	2025
Chicago State	8	5	1	1985	2008	Iona	1	0	0	2001	2001
Cincinnati	1	0	0	1998	1998	Iowa	16	10	0	1975	2025
Colorado State	2	0	0	1990	1990	Ithaca College	1	0	0	1984	1984
Columbia	1	0	0	1997	1997	Jackson State (Miss.)	1	2	0	1970	1978
Concordia	2	0	0	1945	1945	Jacksonville	1	5	0	2004	2025
Connecticut	1	1	0	2004	2004	Jacksonville State	1	0	2	1980	1980
Cornell	1	0	0	2005	2005	James Madison	2	0	0	2010	2010
Creighton	39	75	0	1984	2019	Kansas	0	3	0	2022	2022
Cumberland (Tenn.)	0	2	0	1937	1937	Kansas State	2	4	0	1990	2007
Cutler	1	0	0	1983	1983	Kent State	0	1	0	2010	2010
Dallas Baptist	5	24	0	2014	2022	Kentucky	1	2	0	1975	2005
Davidson College	1	1	0	1995	1995	Kentucky Wesleyan	2	1	0	1965	1967
Dayton	8	4	0	1974	2017	Kirksville	2	0	0	1936	1936
Delta State (Miss.)	4	2	1	1968	1971	Lafayette	1	0	0	2008	2008
DePaul	1	1	0	1948	1948	Lake Forest	2	0	0	1964	1964
Detroit Mercy	1	0	0	1973	1973	Lakeland	4	0	0	1966	1969
Duquesne	2	0	0	1998	2010	Lamar	0	2	0	1993	1993
East Carolina	0	4	0	2001	2021	Lambuth (Tenn.)	1	0	0	1937	1937
						LaSalle	2	0	0	1984	1984



ALL-TIME SERIES RECORDS



Lewis	17	9	0	1956	1992	North Dakota	2	0	0	2014	2014
Liberty	0	1	0	2002	2002	North Dakota State	1	0	0	2011	2011
Lipscomb	1	6	0	2005	2017	North Florida	0	2	0	2004	2010
Lincoln	18	16	0	1894	1929	North Park	3	1	0	1967	1968
Lindenwood	3	2	0	2023	2025	Northeastern Illinois	34	7	0	1975	1998
Little Rock	2	4	0	2020	2024	Northern Illinois	82	59	1	1930	2025
LIU-Brooklyn	4	0	0	2013	2015	Northern Kentucky	13	0	0	1978	1985
Louisiana Monroe	1	2	0	2020	2020	Northwestern	8	16	0	1926	2024
Louisiana State	6	8	0	1966	1980	Northwestern State (La.)	1	1	0	1957	1994
Louisiana Tech	0	3	0	1935	1990	Notre Dame	17	10	0	1951	2017
Louisville	9	10	0	1976	2020	Oakland	1	0	0	2011	2011
Loyola-New Orleans	5	7	0	1968	1972	Oakland City (Ind.)	1	0	0	1965	1965
Lynn	1	0	0	1997	1997	Ohio Dominican	2	0	0	1979	1979
MacMurray	20	2	0	1965	2014	Ohio	1	1	0	2000	1995
Maine	3	1	0	1994	2015	Ohio State	2	0	0	2011	2016
Marietta (Ohio)	8	7	1	1981	1988	Oklahoma	1	3	0	2020	2020
Marist	0	2	0	1996	2000	Oklahoma State	1	7	0	1990	2025
Maryville (Mo.)	3	0	0	1982	1986	Olivet (Mich.)	2	0	0	1981	1987
Massachusetts	1	0	0	2005	2005	Olivet Nazarene	2	0	0	1998	1998
McKendree	12	4	0	1959	1992	Oral Roberts	0	2	0	2002	2025
Memphis	7	24	0	1972	2017	Oregon	1	3	0	2016	2016
Miami (Fla.)	2	6	0	1992	2013	Pace	3	0	0	1992	1999
Miami (Ohio)	0	6	0	2005	2017	Penn	1	1	0	2003	2003
Michigan State	0	1	0	2016	2016	Penn State	0	1	0	2003	2003
Middle Tennessee State	4	7	0	1968	1999	Puget Sound	1	0	0	1969	1969
Millikin	15	13	0	1904	1983	Purdue	16	20	0	1946	2022
Milwaukee	26	10	0	1965	2023	Quincy	4	1	0	1954	1959
Minnesota	1	8	0	1993	2023	Rhode Island	1	0	0	2000	2000
Minnesota State-Mankato	3	1	0	1963	2011	Rhodes (Tenn.)	4	3	0	1964	1967
Minot State (N.D.)	2	0	0	1984	1984	Robert Morris College (Ill.)	2	0	0	2008	2014
Mississippi	0	4	0	1974	1977	Rockford	2	0	0	1980	1980
Mississippi College	3	2	0	1941	1979	Rutgers	0	1	0	2001	2001
Mississippi Southern	4	1	0	1964	1967	Sacramento State	1	0	0	2019	2019
Mississippi State	0	2	0	1990	1990	St. Ambrose	1	0	0	1994	1994
Missouri	2	9	0	1989	2021	St. Bonaventure	1	0	0	2010	2010
Missouri-Rolla	7	0	0	1981	1986	St. Francis (Ill.)	1	0	0	2018	2018
Missouri State	51	74	0	1969	2025	St. Joseph's (Ind.)	4	2	0	1995	2000
Monmouth (Ill.)	0	1	0	1922	1922	St. Joseph's (Pa.)	1	1	0	1984	2015
Monmouth (N.J.)	2	0	0	1998	1999	Saint Louis	41	24	0	1936	2024
Montevallo (Ala.)	0	1	1	1985	1985	St. Mary's	2	0	0	1980	1980
Morehead State	6	1	0	2013	2018	St. Thomas	1	1	0	2024	2024
Murray State	8	10	0	2003	2025	St. Viator	1	5	0	1927	1932
Navy	1	0	0	2012	2012	St. Xavier	11	12	0	1989	2007
Nebraska	0	6	0	1994	2023	Sam Houston State	0	1	0	1993	1993
Nevada	0	1	0	1994	1994	SEMO	17	6	1	1976	2021
New Mexico	1	0	0	2007	2007	Seton Hall	3	1	0	1996	2000
New Orleans	5	17	0	1971	1987	Shurtleff	0	3	0	1909	1933
Nicholls State (La.)	0	1	0	1970	1970	South Alabama	3	2	0	1967	1988
UNC-Asheville	1	0	0	2003	2003	South Dakota State	2	0	0	2005	2009
UNC-Charlotte	1	2	0	1995	1995	Southeastern Louisiana	5	8	0	1958	1976
North Central (Ill.)	4	3	0	1927	1938	Southern Illinois	105	98	1	1948	2025





ALL-TIME SERIES RECORDS

SIUE	23	11	1	1970	2025
Southern Indiana	0	1	1	1977	1977
Southern Mississippi	1	2	0	2006	2006
Spring Hill (Ala.)	1	1	0	1967	1968
Stetson	1	2	0	2005	2005
Tennessee-Martin	4	1	0	1994	2024
Tennessee Tech	7	4	1	1986	2018
Texas A&M	0	3	0	1993	1993
Texas-Arlington	0	1	0	2007	2007
Texas Christian	1	0	0	1990	1990
Texas-Pan American	2	0	0	2009	2009
Texas-San Antonio	0	1	0	2009	2009
Trinity (Texas) University	1	0	0	2009	2009
Troy State	1	1	0	1989	1989
Truman State	2	0	0	1936	1936
Tulane	4	13	0	1968	2016
Tuskegee (Ala.)	1	0	0	1969	1969
UAB	8	11	0	1983	1991
UCF	1	0	0	1984	1984
UIC	33	17	0	1967	2025
UNI	40	34	1	1940	2009
Union (Tenn.)	1	0	0	1970	1970
Upper Iowa	2	0	0	1940	1942
USF	0	1	0	2012	2012
Valparaiso	31	16	1	1969	2025
Vanderbilt	5	15	0	1937	2024
Vermont	1	0	0	2006	2006
Villanova	2	0	0	1984	1999
Wagner	4	0	0	1998	2001
Washington	3	1	0	2018	2018
Washington (Mo.)	16	10	1	1938	1971
Wayne State (Mich.)	2	1	0	1973	1989
Webster	4	0	0	2012	2015
West Chester (Penn.)	1	0	0	1979	1979
West Virginia	0	1	0	2001	2001
Western Carolina	3	0	0	2022	2022
Western Illinois	95	78	1	1925	2025
Western Kentucky	14	14	0	1983	2025
Western Michigan	4	2	0	1956	2016
Wichita State	29	101	0	1984	2017
William Carey	1	2	0	1967	1968
Wingate	1	0	0	1983	1983
Winona State (Minn.)	1	0	0	1905	1905
Winthrop	0	1	1	1995	1995
Wisconsin	2	0	0	1991	1991
UW-La Crosse	0	0	1	1984	1984
UW-Oshkosh	4	2	0	1968	1972
UW-Platteville	3	0	0	1950	1952
UW-Whitewater	5	0	0	1969	1973
Wittenburg (Ohio)	1	1	0	1966	1968
Xavier	6	5	0	1994	2017

Youngstown State	1	0	0	2017	2017
------------------	---	---	---	------	------





**PAUL
DEJONG**
2012-15




**JOHN
RAVE**
2017-19

**BROCK
STEWART**
2011-14



REDBIRDS *IN THE PROS*





MLB DRAFT

Name	Team	Round	Pick	Year	Name	Team	Round	Pick	Year
Dave Bergman	New York Yankees	2	36	1974	Don Prybylinski	St. Louis Cardinals	20	528	1990
Neal Cotts	Oakland Athletics	2	69	2001	Tim Millner	Chicago Cubs	21	531	1979
Ryan Cermak	Tampa Bay Rays	2	71	2022	Bruce Prybylinski	New York Yankees	21	547	1988
Owen Miller	San Diego Padres	3	84	2018	Kenny Long	Houston Astros	22	669	2012
Paul DeJong	St. Louis Cardinals	4	131	2015	Ryan Court	Arizona Diamondbacks	23	694	2011
Paul O'Malley	Houston Astros	4	108	1994	Mike Hollenbeck	Chicago White Sox	23	678	2014
Mike Prior	Los Angeles Dodgers	4	90	1985	Corey Maines	New York Yankees	23	719	2011
Jeremy Rhoades	Los Angeles Angels	4	119	2014	Mitch Nowicki	Pittsburgh Pirates	23	511	1974
Kyle Bloom	Pittsburgh Pirates	5	142	2004	Ryan Knox	Milwaukee Brewers	24	724	1999
John Rave	Kansas City Royals	5	139	2019	Jeff Lindgren	Miami Marlins	24	711	2019
Brock Stewart	Los Angeles Dodgers	6	189	2014	Chris Razo	Milwaukee Brewers	24	722	2013
Kevin Dubler	Chicago White Sox	8	240	2008	Andy Schofield	St. Louis Cardinals	24	659	1995
Guy Holmoly	San Francisco Giants	8	184	1969	Brad James	Atlanta Braves	25	648	1991
Jason Karnuth	St. Louis Cardinals	8	254	1997	Frank Mustari	Los Angeles Dodgers	25	637	1987
Brent Headrick	Minnesota Twins	9	269	2019	Todd Stein	Arizona Diamondbacks	25	746	2004
Bryan House	Chicago Cubs	9	213	1984	Buzz Capra	New York Mets	27	625	1969
Tom Wieghaus	Montreal Expos	10	243	1978	Matt Fowles	Arizona Diamondbacks	27	801	2005
Shai Robinson	Minnesota Twins	10	299	2025	Jeff Zitek	Texas Rangers	27	643	1978
Jeremy Pickrel	Minnesota Twins	10	301	2004	Jean Ramirez	Tampa Bay Rays	28	840	2016
Josh Kauten	Detroit Tigers	11	313	2004	Ryan Copeland	St. Louis Cardinals	32	979	2010
Dylan Craig	Colorado Rockies	12	353	2014	Eric Eckenstahler	Detroit Tigers	32	957	1999
Dan Frega	Cleveland Indians	12	371	2006	Curt Heidenreich	Cincinnati Reds	32	753	1980
Kitt Kopach	Chicago Cubs	12	359	2006	Eric Aguilera	Los Angeles Angels	34	1027	2013
Paul Wagner	Pittsburgh Pirates	12	312	1989	Rick O'Neill	Atlanta Braves	34	882	1991
Will Headean	San Diego Padres	13	387	2015	Tyler Cox	Pittsburgh Pirates	35	1044	2008
Matt Walker	Detroit Tigers	13	382	2019	Eric Eckenstahler	New York Yankees	36	1087	1998
Elijah Dale	Seattle Mariners	13	397	2023	Randy Gentile	Minnesota Twins	37	968	1989
Joe Aeilts	Colorado Rockies	14	429	2019	Paul DeJong	Pittsburgh Pirates	38	1151	2014
Brian Forystek	Baltimore Orioles	14	414	2000	Scott Behrens	Atlanta Braves	42	1087	1991
Todd Mitchell	New York Yankees	14	441	1999	Terry Beyna	Houston Astros	42	1176	1993
Jeff Allen	San Francisco Giants	15	458	1998	Joe Wischnowski	San Francisco Giants	49	855	1967
Ryan Anetsberger	Florida Marlins	15	466	2007	Jeremy Accardo	San Francisco Giants	N/A	N/A	2003
Chad Hinshaw	Los Angeles Angels	15	457	2013	Don Borgini	San Francisco Giants	N/A	N/A	1981
Bill Brabec	Toronto Blue Jays	16	440	1995	Lee Boyko	San Francisco Giants	N/A	N/A	1968
Mark Dorencz	Houston Astros	17	476	1993	Bob Breitzman	Chicago Cubs	N/A	N/A	1968
Dan Freed	Montreal Expos	17	440	1988	Scott Brown	Pittsburgh Pirates	N/A	N/A	1989
Todd Schroeder	Pittsburgh Pirates	17	462	1991	BJ Burkhart	Milwaukee Brewers	N/A	N/A	1999
Loren White	Montreal Expos	17	426	1985	Rick Carone	Chicago White Sox	N/A	N/A	1990
Colton Johnson	Oakland Athletics	17	488	2021	Joe Claver	Toronto Blue Jays	N/A	N/A	2014
Mike Prior	Baltimore Orioles	18	469	1984	Bob Daggy	Detroit Tigers	N/A	N/A	1984
Tyrelle Chadwick	Colorado Rockies	18	527	2025	Keola Delatori	Chicago Cubs	N/A	N/A	1998
Ed Tolzien	Anaheim Angels	18	539	2001	Ryan Duncheon	Los Angeles Angels	N/A	N/A	2000
Derek Salata	Oakland Athletics	19	556	2023	Nick Gile	Colorado Rockies	N/A	N/A	2022
Dan Savas	Arizona Diamondbacks	19	570	2014	James Goff	New York Yankees	N/A	N/A	1934
Andy Cotner	New York Mets	20	538	1991	Art Goreham	San Francisco Giants	N/A	N/A	1950
Brett Kay	San Francisco Giants	20	612	2013	Jeff Gowan	St. Louis Cardinals	N/A	N/A	1978
Ryan Knox	Texas Rangers	20	593	1998	Bob Graczyk	San Diego Padres	N/A	N/A	1970
					Dave Griffin	San Francisco Giants	N/A	N/A	1982



MLB DRAFT



Chris Gurchiek	Kansas City Royals	N/A	N/A	1988
Lee Handley	Chicago Cubs	N/A	N/A	1956
Steve Hecker	Toronto Blue Jays	N/A	N/A	2001
Heithe Heiberger	Arizona Diamondbacks	N/A	N/A	2001
Matt Herges	Los Angeles Dodgers	N/A	N/A	1993
Tyler Herron	Tampa Bay Rays	N/A	N/A	2024
Dan Hogan	New York Mets	N/A	N/A	1973
Glen Honsbruch	St. Louis Browns	N/A	N/A	1952
Tom Houk	Minnesota Twins	N/A	N/A	1989
Hayden Jones	Cincinnati Reds	N/A	N/A	2021
Larry Kindred	New York Yankees	N/A	N/A	1942
Ed Kinsella	Pittsburgh Pirates	N/A	N/A	1905
Dan Kolb	Texas Rangers	N/A	N/A	1994
Ryan Koziol	San Francisco Giants	N/A	N/A	2015
Bob Lazarewicz	Detroit Tigers	N/A	N/A	1962
Ray Ledinsky	Los Angeles Angels	N/A	N/A	1989
Greg Linhart	Philadelphia Phillies	N/A	N/A	1978
Barry Molencupp	Los Angeles Dodgers	N/A	N/A	1978
Irish O'Reilly	Boston Red Sox	N/A	N/A	1966
Jason Pearson	Florida Marlins	N/A	N/A	1998
Ernie Pederson	Atlanta Braves	N/A	N/A	1971
Bob Rigenbach	San Francisco Giants	N/A	N/A	1956
Jim Roach	Chicago White Sox	N/A	N/A	1976
Paul Robinson	Chicago Cubs	N/A	N/A	1955
Mike Sauches	New York Yankees	N/A	N/A	2002
Ed Sennett	Los Angeles Angels	N/A	N/A	1967
Paul Sperry	San Francisco Giants	N/A	N/A	1970
Ed Stryker	Los Angeles Dodgers	N/A	N/A	1990
Drew Thomas	San Diego Padres	N/A	N/A	1998
Tyler Turnquist	Houston Astros	N/A	N/A	1998
Lynn Wade	Cleveland Indians	N/A	N/A	1982
Nate Whitney	San Diego Padres	N/A	N/A	2004
Bob Zubeck	Chicago Cubs	N/A	N/A	1947

BOLD=Made MLB 123 players in the Pros (16 MLB)

Green= Did not sign 76x drafted (73 players)

Red=Under Holm Did not sign: 5 (4 different players)

Team	Total (Draft)
Arizona Diamondbacks	5 (4)
Atlanta Braves	4 (3)
Baltimore Orioles@	2 (2)
Boston Red Sox	1 (0)
Chicago White Sox	4 (2)
Chicago Cubs	8 (3)
Cincinnati Reds	2 (1)
Cleveland Guardians	2 (1)
Colorado Rockies	2 (2)
Detroit Tigers	5 (3)

Houston Astros	5 (4)
Kansas City Royals	2 (1)
Los Angeles Angels*	7 (4)
Los Angeles Dodgers	6 (3)
Miami Marlins&	3 (1)
Milwaukee Brewers	3 (2)
Minnesota Twins	4 (3)
New York Yankees	8 (5)
New York Mets	3 (2)
Athletics	3 (3)
Philadelphia Phillies	1 (0)
Pittsburgh Pirates	7 (4)
San Diego Padres	5 (2)
San Francisco Giants	11 (4)
Seattle Mariners	1
St. Louis Cardinals	6 (5)
Tampa Bay Rays	2 (1)
Texas Rangers	3 (2)
Toronto Blue Jays	3 (1)
Washington Nationals+	3 (3)

@includes STL Browns

*includes Anaheim

&includes Florida

+includes Montreal

Year	Total(Draft)
2024	1 (0)
2023	2 (2)
2022	2 (1)
2021	2 (1)
2019	5 (5)
2018	1 (1)
2016	1 (1)
2015	3 (2)
2014	7 (6)
2013	4 (4)
2012	1 (1)
2011	2 (2)
2010	1 (1)
2008	2 (2)
2007	1 (1)
2006	2 (2)
2005	1 (1)
2004	5 (4)
2003	1 (0)
2002	1 (0)
2001	4 (2)





2000	2 (1)
1999	4 (3)
1998	7 (3)
1997	1 (1)
1995	2 (2)
1994	2 (1)
1993	3 (2)
1991	5 (4)
1990	3 (1)
1989	5 (2)
1988	3 (2)
1987	1 (1)
1985	2 (2)
1984	3 (2)
1982	2 (0)
1981	1 (0)
1980	1 (1)
1979	1 (1)
1978	5 (2)
1976	1 (0)
1974	2 (2)
1973	1 (0)
1971	1 (0)
1970	2 (0)
1969	2 (2)
1968	2 (0)
1967	2 (1)
1966	1 (0)
1962	1 (0)
1956	2 (0)
1955	1 (0)
1952	1 (0)
1947	1 (0)
1942	1 (0)
1934	1 (0)
1905	1 (0)

