

ILLINOIS STATE
WOMEN'S BASKETBALL
RECORD BOOK

ALL-TIME COACHING LEDGER



JILL HUTCHISON

Years Active: 1971-73, 1974-99
Record: 461-323 (.588) [28 seasons]

- Redbird basketball all-time wins leader (men's and women's).
- Three NCAA Tournament bids.
- Six WNIT bids.
- Three-time conference coach of the year (1985, 1988, 1996).
- Coached 13 first-team all-conference players, two All-Americans and two Olympians.
- Illinois State Athletics Hall of Fame member (1984).
- Missouri Valley Conference Hall of Fame member (2008).
- Women's Basketball Hall of Fame member (2009).

HUTCHISON YEAR-BY-YEAR

*1970-71	13-9
1971-72	11-6
1972-73	17-5
1974-75	14-9
1975-76	18-12
1976-77	20-6
1977-78	11-12
1978-79	10-17
1979-80	23-10
1980-81	28-8
1981-82	19-15
1982-83	20-10
1983-84	23-8
1984-85	23-6
1985-86	16-12
1986-87	12-15
1987-88	20-11
1988-89	23-8
1989-90	21-11
1990-91	18-10
1991-92	14-14
1992-93	11-16
1993-94	10-17
1994-95	11-16
1995-96	19-13
1996-97	17-11
1997-98	11-16
1998-99	8-20

*official records not kept



GOOCH FOSTER

Years Active: 1973-74
Record: 17-4 (.810) [One season]

- 1974 AIAW State Champions
- 1974 AIAW Regional Champions
- Finished the season ranked No. 12 in the nation

FOSTER YEAR-BY-YEAR

1973-74	17-4
---------	------



MELINDA FISCHER

Years Active: 1980-85
Record: 113-47 (.810) [Five seasons]

- Served as co-head coach with Jill Hutchison
- One NCAA Tournament bid
- Two WNIT bids
- Co-Gateway Conference Coach of the Year (1984-85)
- Gateway Conference regular-season title (1984-85)
- Gateway Conference Tournament title (1982-83)
- AIAW State Champions (1980-81)

FISCHER YEAR-BY-YEAR

1980-81	28-8
1981-82	19-15
1982-83	20-10
1983-84	23-8
1984-85	23-6



JENNY YOPP

Years Active: 1999-2003
Record: 25-83 (.231) [Four seasons]

YOPP YEAR-BY-YEAR

1999-2000	6-20
2000-01	5-22
2001-02	7-20
2002-03	7-21



ROBIN PINGETON

Years Active: 2003-10
Record: 144-81 (.640) [Seven seasons]

- Two NCAA Tournament bids (2005, 2008)
- Three WNIT bids (2007, 2009, 2010)
- 2009 WNIT Semifinalists
- Two State Farm Missouri Valley Conference Tournament titles (2005, 2008)
- Three Missouri Valley Conference Regular-Season Championships (2008, 2009, 2010)
- Two Missouri Valley Conference Coach of the Year awards (2004, 2010)

PINGETON YEAR-BY-YEAR

2003-04	16-13
2004-05	13-18
2005-06	12-16
2006-07	22-11
2007-08	26-7
2008-09	27-8
2009-10	28-8

ALL-TIME COACHING LEDGER



STEPHANIE GLANCE

Years Active: 2010-13
Record: 67-35 (.657) [Three seasons]

- Missouri Valley Conference Coach of the Year (2012)
- WNIT Semifinalists (2011)
- WNIT Second Round (2012)
- Tied the MVC record for wins by a first-year coach (24).
- WBCA Maggie Dixon Rookie Coach of the Year (2011)

GLANCE YEAR-BY-YEAR

2010-11.....	24-11
2011-12.....	19-13
2012-13.....	24-11



BARB SMITH

Years Active: 2013-17
Record: 28-93 (.231) [Four seasons]

SMITH YEAR-BY-YEAR

2013-14.....	10-20
2014-15.....	2-28
2015-16.....	8-22
2016-17.....	8-23



KRISTEN GILLESPIE

Years Active: 2017-present
Record: 111-70 (.613) [Six seasons]

- Missouri Valley Conference Coach of the Year (2023)
- Coached seven All-MVC First Team honorees, including four MVC Newcomers of the Year
- WNIT appearances (2021; 2023)
- Won the MVC Tournament to make ISU's first NCAA Tournament appearance in 14 years (2022)

GILLESPIE YEAR-BY-YEAR

2017-18.....	14-16
2018-19.....	19-12
*2019-20.....	19-10
2020-21.....	16-9
2021-22.....	19-14
2022-23.....	24-9

ALL-TIME COACHING LEDGER

YEAR	COACH	OVERALL	CONF. RECORD	PLACE	TOURNAMENT	POSTSEASON	RECORD
1971-72	Jill Hutchison	11-6 (.647)	--	--	--	AIAW State Regional National	3-0 1-1 0-2
1972-73	Jill Hutchison	17-5 (.773)	--	--	--	AIAW Regional Tournament	3-0
1973-74	Gooch Foster	17-4 (.810)	--	--	--	AIAW State Regional National	3-0 4-0 1-1
1974-75	Jill Hutchison	14-9 (.609)	--	--	--	AIAW State Regional	3-0 3-1
1975-76	Jill Hutchison	18-12 (.600)	--	--	--	AIAW State Regional	2-0 2-2
1976-77	Jill Hutchison	20-6 (.769)	--	--	--	AIAW State Regional	3-0 1-1
1977-78	Jill Hutchison	11-12 (.478)	--	--	--	AIAW State Regional	4-0 0-1
1978-79	Jill Hutchison	10-17 (.370)	--	--	--	AIAW State	0-1
1979-80	Jill Hutchison	23-10 (.697)	--	--	--	AIAW State WNIT	2-1 2-1
1980-81	Jill Hutchison & Melinda Fischer	28-8 (.778)	--	--	--	AIAW State Regional National	3-0 2-1 1-1
1981-82	Jill Hutchison & Melinda Fischer	19-15 (.559)	--	--	0-1	WNIT	1-2
1982-83	Jill Hutchison & Melinda Fischer	20-10 (.667)	--	--	1st	NCAA Tournament	0-1
1983-84	Jill Hutchison & Melinda Fischer	23-8 (.742)	15-3 (.833)	3rd	T-3rd	WNIT	1-2

ALL-TIME COACHING LEDGER

YEAR	COACH	OVERALL	CONF. RECORD	PLACE	TOURNAMENT	POSTSEASON	RECORD
1984-85	Jill Hutchison & Melinda Fischer	23-6 (.793)	17-1 (.944)	1st	--	NCAA Tournament	0-1
1985-86	Jill Hutchison & Melinda Fischer	16-12 (.571)	12-6 (.667)	3rd	--	--	--
1986-87	Jill Hutchison	12-15 (.444)	10-8 (.556)	4th	--	--	--
1987-88	Jill Hutchison	20-11 (.645)	14-47 (.778)	1st	T-3rd	WNIT	1-2
1988-89	Jill Hutchison	23-8 (.742)	16-2 (.889)	1st	1st	NCAA Tournament	1-1
1989-90	Jill Hutchison	21-11 (.656)	14-4 (.778)	1st	2nd	WNIT	1-2
1990-91	Jill Hutchison	18-10 (.643)	13-5 (.722)	2nd	T-3rd	--	--
1991-92	Jill Hutchison	14-14 (.500)	11-7 (.611)	4th	T-3rd	--	--
1992-93	Jill Hutchison	11-16 (.407)	6-10 (.375)	6th	T-5th	--	--
1993-94	Jill Hutchison	10-17 (.370)	5-11 (.313)	6th	T-5th	--	--
1994-95	Jill Hutchison	11-16 (.407)	7-11 (.389)	7th	T-5th	--	--
1995-96	Jill Hutchison	19-13 (.594)	14-4 (.778)	3rd	2nd	WNIT	0-3
1996-97	Jill Hutchison	17-11(.607)	13-5 (.722)	2nd	T-5th	--	--
1997-98	Jill Hutchison	11-16 (.407)	9-9 (.500)	5th	T-5th	--	--
1998-99	Jill Hutchison	8-20 (.286)	4-14 (.222)	9th	--	--	--
1999-00	Jenny Yopp	6-20 (.231)	3-15 (.167)	9th	--	--	--
2000-01	Jenny Yopp	5-22 (.185)	3-15 (.167)	10th	--	--	--
2001-02	Jenny Yopp	7-20 (.259)	5-13 (.278)	9th	--	--	--
2002-03	Jenny Yopp	7-21 (.250)	5-13 (.278)	8th	T-9th	--	--
2003-04	Robin Pingeton	16-13 (.552)	9-9 (.500)	5th	T-3rd	--	--
2004-05	Robin Pingeton	13-18 (.419)	7-11 (.389)	8th	1st	NCAA Tournament	0-1
2005-06	Robin Pingeton	12-16 (.429)	7-11 (.389)	6th	T-8th	--	--
2006-07	Robin Pingeton	22-11 (.667)	13-5 (.722)	2nd	T-3rd	WNIT	1-1
2007-08	Robin Pingeton	26-7 (.788)	13-5 (.722)	T-1st	1st	NCAA Tournament	0-1
2008-09	Robin Pingeton	27-8 (.771)	15-3 (.833)	1st	T-5th	WNIT	3-1
2009-10	Robin Pingeton	28-8 (.778)	16-2 (.889)	1st	T-3rd	WNIT	4-1
2010-11	Stephanie Glance	24-11 (.686)	12-6 (.667)	T-2nd	T-5th	WNIT	4-1
2011-12	Stephanie Glance	19-13 (.594)	13-5 (.722)	2nd	T-5th	WNIT	1-1
2012-13	Stephanie Glance	24-11 (.686)	13-5 (.722)	3rd	2nd	WNIT	1-1
2013-14	Barb Smith	10-20 (.333)	8-10 (.444)	T-6th	T-3rd	--	--
2014-15	Barb Smith	2-28 (.067)	2-16 (.111)	10th	T-9th	--	--
2015-16	Barb Smith	8-22 (.267)	6-12 (.333)	7th	T-9th	--	--
2016-17	Barb Smith	8-23 (.258)	4-14 (.222)	9th	T-5th	--	--
2017-18	Kristen Gillespie	14-16 (.467)	8-10 (.444)	6th	T-5th	--	--
2018-19	Kristen Gillespie	19-12 (.613)	11-7 (.611)	4th	T-3rd	--	--
*2019-20	Kristen Gillespie	19-10 (.655)	11-7 (.611)	4th	N/A	N/A	N/A
2020-21	Kristen Gillespie	16-9 (.640)	12-6 (.667)	3rd	T-5th	WNIT	1-2
2021-22	Kristen Gillespie	19-14 (.576)	12-6 (.667)	4th	1st	NCAA Tournament	0-1
2022-23	Kristen Gillespie	24-9 (.727)	17-3 (.850)	T-1st	4th	WNIT	0-1

Overall Record: 857-684
Conference Record: 435-421
NCAA Tournament Record: 1-6 (.143)
WNIT Record: 20-19 (.513)
AIAW State Tournament Record: 26-2 (.929)
AIAW Regional Tournament Record: 14-8 (.636)
AIAW National Tournament Record: 2-4 (.333)

20-Win Seasons: 16 (1976-77, 1979-80, 1980-81, 1982-83, 1983-84, 1984-85, 1987-88, 1988-89, 1989-90, 2006-07, 2007-08, 2008-09, 2009-10, 2010-11, 2012-13, 2022-23)
25-Win Seasons: 4 (1980-81, 2007-08, 2008-09, 2009-10)

AWARDS AND HONORS



Kristi Cirone was the second player to win the MVP Player of the Year Award three times, along with the award's namesake, Jackie Stiles.

ALL-AMERICANS

1977	Charlotte Lewis	Kodak	First Team
1975	Charlotte Lewis	Street & Smith's	First Team
1982	Cathy Boswell	WBCA	HM
1983	Cathy Boswell	WBCA	HM
2008	Kristi Cirone	WBCA	HM
2008	Kristi Cirone	Associated Press	HM
2009	Kristi Cirone	WBCA	HM
2009	Kristi Cirone	Associated Press	HM

WBCA Maggie Dixon Rookie Coach of the Year

2011 Stephanie Glance

WNIT All-Tournament Team

2009 Kristi Cirone
2010 Nicolle Lewis
2011 Emily Hanley

MVC CENTENNIAL TEAM

Cathy Boswell	Forward	1979-83
Cindy Kaufmann	Forward	1987-91
Jenny Schmidt	Guard	1995-99

MVC 25 YEAR TEAM

Kristi Cirone Guard 2005-09

Rawlings/MVC Coach of the Year

1984-85 Jill Hutchison & Melinda Fischer
1987-88 Jill Hutchison
1995-96 Jill Hutchison
2003-04 Robin Pingeton
2011-12 Stephanie Glance
2022-23 Kristen Gillespie

MVC PLAYER OF THE YEAR

1987-88 Susan Wellman
1988-89 Pam Tanner
2006-07 Kristi Cirone
2007-08 Kristi Cirone
2008-09 Kristi Cirone
2022-23 Paige Robinson

MVC NEWCOMER OF THE YEAR

2011-12 Jamie Russell
2012-13 Janae Smith
2017-18 Simone Goods
2018-19 TeTe Maggett
2019-20 Juliunn Redmond
2022-23 Paige Robinson

MVC SIXTH PLAYER OF THE YEAR

2019-20 Juliunn Redmond

MVC MOST IMPROVED PLAYER

2020-21 Mary Crompton

MVC FRESHMAN OF THE YEAR

1989-90 Tami Baalke
2005-06 Kristi Cirone

MVC SCHOLAR-ATHLETE OF THE YEAR

2021-22 Mary Crompton
2022-23 Mary Crompton

MVC TOURNAMENT MVP

2004-05 Jaci McCormack
2007-08 Kristi Cirone
2021-22 Juliunn Redmond

MVC ALL-TOURNAMENT TEAM

1995-96 Kay Schroeder
Melanie Ward
2004-05 Jaci McCormack
Megan McCracken
2007-08 Ashleen Bracey
Kristi Cirone
Maggie Krick
2012-13 Jamie Russell
Janae Smith
2021-22 Juliunn Redmond
DeAnna Wilson

CoSIDA ACADEMIC ALL-AMERICA

1980 Beth Landes Second Team
2022 Mary Crompton Third Team
2023 Mary Crompton First Team

CoSIDA ACADEMIC ALL-DISTRICT V

1981 Beth Landes First Team
1994 Melanie Ward First Team
1996 Melanie Ward First Team
1997 Mary Jane Johnson First Team
2004 Chris Kutschinski Second Team
2008 Kristi Cirone Second Team
Maggie Krick Third Team
Kristi Cirone First Team

ILLINOIS STATE ATHLETICS

HALL OF FAME

1975 Sunne Thomas
1980 Karen Roppa
Jo Streit
1983 Charlotte Lewis
1984 Jill Hutchison
Pat McKinzie
1987 Beth Landes
1995 Pam Tanner
1997 Cathy Boswell
2003 Susan Wellman
2008 Cindy Kaufman
2009 Melanie Ward
2012 Jenny Schmidt
2014 Char Govan Bond
2015 Kristi Cirone



Jaci McCormack's 18.3 ppg average and game-winning shot in the championship game earned her the 2005 MVC Tournament MVP trophy.

BONE SCHOLARS

1981 Beth Landes
1996 Mary Jane Johnson
1998 Valarie Trame
2020 Mary Crompton

ISU GOLDEN KEY SCHOLAR

2002 Steph Reichle

Laurie Mabry Award

1981 Beth Landes
1987 Ellen McGrew
1989 Ellen McGrew
2004 Beth Huston

ALL-MISSOURI VALLEY CONFERENCE

1983-84 Cathy BeesleyHonorable Mention
Dawn HallettFirst Team
Maria MaupinHonorable Mention
1984-85 Cathy BeesleyFirst Team
Maria MaupinFirst Team
Tammy TurnerHonorable Mention
1985-86 Tammy TurnerSecond Team
1986-87 Ellen McGrewSecond Team
Juli StilesHonorable Mention
Pam TannerHonorable Mention
Susan WellmanFirst Team
1987-88 Pam TannerFirst Team
Cindy KaufmannFirst Team
1988-89 Char GovanFirst Team
Cindy KaufmannFirst Team
1989-90 Cindy KaufmannFirst Team
Tami BaalkeFirst Team
1990-91 Caryn BruneFirst Team
Tami BaalkeFirst Team
1991-92 Caryn BruneFirst Team
Caryn BruneFirst Team
1992-93 Lisa AbryHonorable Mention
1993-94 Melanie WardFirst Team
1994-95 Melanie WardFirst Team
1995-96 Jenny SchmidtFirst Team
1996-97 Corinne VosselFirst Team
1997-98 Jenny SchmidtFirst Team
Corinne VosselFirst Team
1998-99 Jenny SchmidtFirst Team
2003-04 Katie DonovanFirst Team
2004-05 Katie DonovanHonorable Mention
Holly HalstromSecond Team
Jaci McCormackHonorable Mention
2005-06 Kristi CironeHonorable Mention
2006-07 Kristi CironeFirst Team
Nicolle LewisHonorable Mention
2007-08 Kristi CironeFirst Team
Maggie KrickHonorable Mention
2008-09 Kristi CironeFirst Team

AWARDS AND HONORS



Cindy Kaufmann was the first Redbird to be named All-Valley in three-straight years, garnering first team honors from 1989-91.

	Maggie Krick.....	Second Team
	Nicolle Lewis.....	Second Team
2009-10	Ashleen Bracey.....	First Team
	Maggie Krick.....	First Team
	Nicolle Lewis.....	Second Team
2010-11	Emily Hanley.....	First Team
	Katie Broadway.....	Second Team
	Amanda Clifton.....	Honorable Mention
2011-12	Katie Broadway.....	First Team
	Jamie Russell.....	First Team
	Candace Sykes.....	Honorable Mention
2012-13	Jamie Russell.....	First Team
	Janae Smith.....	Second Team
	Candace Sykes.....	Honorable Mention
2013-14	Chloe Nelson.....	First Team
2017-18	Simone Goods.....	Honorable Mention
	Hannah Green.....	First Team
2018-19	Simone Goods.....	First Team
	TeTe Maggett.....	First Team
2019-20	TeTe Maggett.....	First Team
	Juliunn Redmond.....	Honorable Mention
	Lexi Wallen.....	First Team
2020-21	Mary Crompton.....	Honorable Mention
	Juliunn Redmond.....	First Team
2021-22	Juliunn Redmond.....	First Team
	DeAnna Wilson.....	First Team
2022-23	Paige Robinson.....	First Team
	DeAnna Wilson.....	Second Team
	Mary Crompton.....	Third Team

MVC ALL-FRESHMAN TEAM

1994-95	Corinne Vossel
1995-96	Jenny Schmidt
1999-00	Steph Reichle
2001-02	Katie Donovan
2005-06	Kristi Cirone
2006-07	Kenyatta Shelton
2007-08	Shala Jackson
2011-12	Jamie Russell
2012-13	Janae Smith
2015-16	Shakeela Fowler
2017-18	Paige Saylor

MVC ALL-DEFENSIVE TEAM

1995-96	Kay Schroeder
2006-07	Kristi Cirone
2007-08	Kristi Cirone
2008-09	Kristi Cirone
2009-10	Ashleen Bracey
	Nicolle Lewis
2010-11	Amanda Clifton
2011-12	Jamie Russell
2012-13	Jamie Russell
2017-18	Paige Saylor
2019-20	Paige Saylor
2020-21	Terri Moore

2022-23 Kate Bullman

MVC ALL-NEWCOMER TEAM

2020-21	Terri Moore
	DeAnna Wilson
2022-23	Paige Robinson

MVC SCHOLAR-ATHLETE TEAM

1992-93	Caryn Brune.....	First Team
1994-95	Melanie Ward.....	First Team
1995-96	Mary Jane Johnson.....	Second Team
	Valarie Trame.....	Second Team
	Melanie Ward.....	First Team
1996-97	Mary Jane Johnson.....	Second Team
	Jenny Schmidt.....	First Team
1997-98	Jenny Schmidt.....	First Team
	Valarie Trame.....	Second Team
	Valarie Trame.....	Second Team
1998-99	Jenny Schmidt.....	First Team
1999-2000	Kim Bretz.....	First Team
2000-01	Steph Reichle.....	Second Team
2001-02	Steph Reichle.....	Second Team
2006-07	Kristi Cirone.....	Second Team
	Nicolle Lewis.....	Honorable Mention
2007-08	Kristi Cirone.....	First Team
	Maggie Krick.....	Second Team
	Ashleen Bracey.....	Honorable Mention
2008-09	Kristi Cirone.....	First Team
	Maggie Krick.....	Second Team
2009-10	Nicolle Lewis.....	Honorable Mention
	Maggie Krick.....	First Team
	Ashleen Bracey.....	Second Team
	Nicolle Lewis.....	Honorable Mention
2010-11	Emily Hanley.....	Second Team
2011-12	Chloe Nelson.....	Honorable Mention
2012-13	Chloe Nelson.....	Second Team
	Jamie Russell.....	Honorable Mention
2013-14	Chloe Nelson.....	First Team
	Katy Winge.....	Honorable Mention
2014-15	Katy Winge.....	Second Team
2016-17	Taylor Stewart.....	Honorable Mention
2019-20	Lexi Wallen.....	First Team
2020-21	Mary Crompton.....	Second Team
	Paige Saylor.....	Honorable Mention
2021-22	Mary Crompton.....	First Team
	Kayel Newland.....	Honorable Mention
2022-23	Mary Crompton.....	First Team

MVC PLAYER OF THE WEEK

1984-85	Marla Maupin.....	3/15
	Marla Maupin.....	1/21
	Marla Maupin.....	2/11
	Marla Maupin.....	3/7
1986-87	Ellen McGrew.....	1/6
1987-88	Susan Wellman.....	1/6
	Susan Wellman.....	2/16
1988-89	Leslie Ferrell.....	12/6
1989-90	Cindy Kaufmann.....	12/5
	Char Govan.....	1/10
	Char Govan.....	2/20
1990-91	Cindy Kaufmann.....	1/8
	Caryn Brune.....	2/19
	Tami Baalke.....	2/26
1991-92	Tami Baalke.....	1/14
	Tami Baalke.....	2/18
	Caryn Brune.....	3/3
1992-93	Caryn Brune.....	12/14
	Caryn Brune.....	1/18
1994-95	Melanie Ward.....	12/27
1995-96	Melanie Ward.....	12/18
	Melanie Ward.....	1/22
	Valarie Trame.....	3/4
1996-97	Jenny Schmidt.....	12/9
	Corinne Vossel.....	1/21
1999-2000	Steph Reichle.....	11/29
2002-03	Jaci McCormack.....	2/17
2003-04	Katie Donovan.....	12/22
	Jaci McCormack.....	1/5

2005-06

2006-07

2007-08

2008-09

2009-10

2010-11

2012-13

2013-14

2017-18

2018-19

2019-20

2021-22

2022-23

Holly Hallstrom.....	11/21
Kristi Cirone.....	12/19
Kristi Cirone.....	12/11
Kristi Cirone.....	1/8
Lashawn Johnson.....	1/22
Ashleen Bracey.....	12/17
Kristi Cirone.....	1/7
Kristi Cirone.....	1/14
Kristi Cirone.....	2/25
Kristi Cirone.....	12/29
Kristi Cirone.....	1/5
Kristi Cirone.....	1/26
Kristi Cirone.....	2/2
Kristi Cirone.....	3/2
Ashleen Bracey.....	1/25
Ashleen Bracey.....	2/1
Ashleen Bracey.....	2/15
Ashleen Bracey.....	3/8
Emily Hanley.....	1/3
Emily Hanley.....	2/14
Jamie Russell.....	11/12
Candace Sykes.....	11/26
Alexis Foley.....	12/2
Hannah Green.....	11/27
Katrina Beck.....	12/11
Simone Goods.....	2/19
Simone Goods.....	12/10
Simone Goods.....	2/18
TeTe Maggett.....	1/2
Lexi Wallen.....	12/23
Juliunn Redmond.....	12/13
DeAnna Wilson.....	12/27
Mary Crompton.....	1/10
DeAnna Wilson.....	1/17
Juliunn Redmond.....	1/31
Juliunn Redmond.....	2/14
DeAnna Wilson.....	3/7
Paige Robinson.....	11/21

MVC NEWCOMER OF THE WEEK

2004-05	Holly Hallstrom.....	11/14
	Megan McCracken.....	12/27
2005-06	Kristi Cirone.....	11/21
	Kristi Cirone.....	12/4
	Kristi Cirone.....	12/19
	Kristi Cirone.....	2/27
2006-07	Kenyatta Shelton.....	11/20
	Maggie Krick.....	12/11
	Kenyatta Shelton.....	12/18
	Kenyatta Shelton.....	1/8
2007-08	Shala Jackson.....	11/19
2011-12	Maddie Oliver.....	11/14
	Jamie Russell.....	11/28
	Jamie Russell.....	1/2
	Jamie Russell.....	1/16
	Jamie Russell.....	2/6
	Jamie Russell.....	2/13
	Jamie Russell.....	2/27
2012-13	Janae Smith.....	11/12
	Janae Smith.....	11/19
	Janae Smith.....	11/26
	Janae Smith.....	12/17
	Janae Smith.....	12/27
	Janae Smith.....	1/7
2014-15	Mary Sims.....	2/2
2015-16	Millie Stevens.....	11/23
	Shakeela Fowler.....	2/1
2017-18	Simone Goods.....	12/26
	Simone Goods.....	2/19
2018-19	TeTe Maggett.....	12/10
	TeTe Maggett.....	12/26
	TeTe Maggett.....	1/2
	TeTe Maggett.....	2/18
2019-20	Mary Crompton.....	1/6
	Juliunn Redmond.....	1/27
	Juliunn Redmond.....	2/3
	Juliunn Redmond.....	2/12
2020-21	Terri Moore.....	2/1
	Terri Moore.....	2/22

YEAR-BY-YEAR STATISTICS

SEASON	TOTAL		3-PT.			REBOUNDS											
	FG-FGA	PCT.	FG-FGA	PCT.	FT-FTA	PCT.	OFF.	DEF.	TOTAL	AVG.	PF	A	TO	B	S	PTS.	AVG.
1975-76	915-2299	.398	-	-	360-573	.628	-	-	1356	45.2	645	-	-	-	-	2190	73.0
Opponents	757-2184	.347	-	-	327-585	.559	-	-	997	33.2	591	-	-	-	-	1841	61.4
1976-77	899-2057	.437	-	-	189-338	.559	-	-	1124	43.2	494	390	595	-	-	1987	76.4
Opponents	-	-	-	-	-	-	-	-	-	-	-	-	-	-	-	-	-
1977-78	757-1721	.440	-	-	202-325	.622	56	802	858	37.3	389	-	405	-	-	1716	74.6
Opponents	-	-	-	-	-	-	-	-	-	-	-	-	-	-	-	-	-
1978-79	783-1926	.407	-	-	198-314	.631	75	784	859	31.8	501	-	508	-	-	1764	65.3
Opponents	-	-	-	-	-	-	-	-	-	-	-	-	-	-	-	-	-
1979-80	1074-2297	.468	-	-	283-452	.626	95	1132	1227	37.2	538	545	731	70	385	2431	73.7
Opponents	-	-	-	-	-	-	-	-	-	-	-	-	-	-	-	-	-
1980-81	1138-2405	.473	-	-	441-636	.693	-	-	1404	39.0	589	612	813	51	342	2717	75.5
Opponents	-	-	-	-	-	-	-	-	-	-	-	-	-	-	-	-	-
1981-82	1040-2353	.442	-	-	248-426	.582	54	1259	1313	38.6	548	551	653	61	310	2328	68.5
Opponents	-	-	-	-	-	-	-	-	-	-	-	-	-	-	-	-	-
1982-83	946-1973	.479	-	-	290-430	.674	27	1153	1180	39.3	457	481	544	82	267	2182	72.7
Opponents	-	-	-	-	-	-	-	-	-	-	-	-	-	-	-	-	-
1983-84	1037-2038	.509	-	-	262-441	.594	68	1031	1099	35.5	464	483	449	46	357	2336	75.4
Opponents	-	-	-	-	-	-	-	-	-	-	-	-	-	-	-	-	-
1984-85	950-1915	.496	-	-	293-498	.588	58	1042	1100	37.9	387	467	511	48	360	2193	75.6
Opponents	-	-	-	-	-	-	-	-	-	-	-	-	-	-	-	-	-
1985-86	831-1786	.465	-	-	285-421	.677	259	788	1047	37.4	430	388	559	46	319	1947	69.5
Opponents	-	-	-	-	-	-	-	-	-	-	-	-	-	-	-	-	-
1986-87	798-1671	.478	4-19	.211	278-383	.726	253	683	936	34.7	447	380	480	90	255	1878	69.6
Opponents	-	-	-	-	-	-	-	-	-	-	-	-	-	-	-	-	-
1987-88	941-1937	.486	20-72	.278	439-660	.724	336	775	1111	35.8	505	479	551	101	342	2341	75.5
Opponents	-	-	-	-	-	-	-	-	-	-	-	-	-	-	-	-	-
1988-89	904-1882	.480	83-228	.364	498-662	.752	335	835	1170	37.7	448	535	540	71	286	2389	77.1
Opponents	-	-	-	-	-	-	-	-	-	-	-	-	-	-	-	-	-
1989-90	998-2087	.478	103-260	.396	391-522	.749	378	824	1202	37.6	497	634	533	45	260	2490	77.8
Opponents	-	-	-	-	-	-	-	-	-	-	-	-	-	-	-	-	-
1990-91	799-1717	.465	60-193	.311	414-567	.730	308	773	1081	38.6	147	502	520	59	242	2072	74.0
Opponents	-	-	-	-	-	-	-	-	-	-	-	-	-	-	-	-	-
1991-92	732-1569	.467	22-88	.250	356-510	.698	277	740	1017	36.3	413	473	542	47	205	1842	65.8
Opponents	-	-	-	-	-	-	-	-	-	-	-	-	-	-	-	-	-
1992-93	688-1511	.455	27-81	.333	354-498	.711	272	713	985	36.5	458	442	582	63	240	1757	65.1
Opponents	-	-	-	-	-	-	-	-	-	-	-	-	-	-	-	-	-
1993-94	632-1463	.432	38-126	.302	336-511	.658	266	744	1010	38.8	516	410	627	29	260	1638	63.0
Opponents	-	-	-	-	-	-	-	-	-	-	-	-	-	-	-	-	-
1994-95	715-1630	.439	52-210	.248	382-565	.676	298	766	1064	39.4	486	391	572	56	301	1864	69.0
Opponents	-	-	-	-	-	-	-	-	-	-	-	-	-	-	-	-	-
1995-96	828-1873	.442	109-345	.316	414-589	.703	345	904	1249	39.0	550	538	683	57	329	2179	68.1
Opponents	-	-	-	-	-	-	-	-	-	-	-	-	-	-	-	-	-
1996-97	716-1590	.450	113-341	.331	373-554	.673	293	805	1098	39.2	523	447	537	69	280	1918	68.5
Opponents	-	-	-	-	-	-	-	-	-	-	-	-	-	-	-	-	-
1997-98	681-1524	.447	105-267	.393	304-450	.676	275	648	923	34.2	476	421	527	39	282	1771	65.6
Opponents	671-1568	.428	144-387	.372	349-506	.690	347	651	998	37.0	404	404	546	73	241	1835	68.0
1998-99	677-1606	.422	94-277	.339	334-497	.672	353	703	1056	37.7	560	393	604	45	203	1782	63.6
Opponents	750-1755	.427	138-425	.325	388-608	.638	419	675	1094	39.1	530	456	480	76	300	2026	72.4
1999-2000	538-1408	.382	58-194	.299	291-455	.640	312	589	901	34.7	520	331	548	41	193	1425	54.8
Opponents	684-1485	.461	90-187	.481	353-542	.651	312	652	964	37.1	461	382	422	92	259	1811	69.7
2000-01	611-1192	.513	105-337	.312	358-558	.642	339	600	939	34.8	563	353	515	52	181	1685	62.4
Opponents	725-1537	.472	124-368	.337	440-615	.715	319	652	971	36.0	529	413	417	88	245	2014	74.6
2001-02	571-1446	.395	111-381	.291	321-508	.632	306	679	985	36.5	521	295	519	75	180	1574	58.3
Opponents	661-1638	.404	130-426	.305	386-583	.662	362	672	1064	39.4	484	357	389	103	211	1838	68.1
2002-03	598-1527	.392	109-364	.299	356-521	.683	376	657	1033	36.9	552	327	567	48	215	1661	59.3
Opponents	677-1579	.429	137-420	.326	435-605	.719	337	652	989	35.2	400	390	436	111	263	1926	68.8
2003-04	740-1723	.429	220-684	.322	406-557	.729	344	759	1103	38.0	517	476	522	90	263	2106	72.6
Opponents	739-1855	.398	197-562	.351	388-549	.707	448	731	1179	40.7	559	454	501	65	218	2063	71.1
2004-05	775-1815	.427	221-645	.343	344-532	.647	335	790	1125	36.3	569	489	543	73	268	2115	68.2
Opponents	786-1895	.415	196-572	.343	426-588	.724	410	786	1196	38.6	522	449	479	110	266	2194	70.8
2005-06	682-1655	.412	154-501	.307	363-533	.681	343	702	1045	37.3	516	388	441	67	200	1881	67.2
Opponents	683-1630	.419	141-427	.330	393-551	.713	322	727	1049	37.5	5-2	351	428	83	214	1900	67.9
2006-07	885-2014	.439	200-563	.355	407-601	.677	433	913	1346	40.8	553	520	521	127	200	2377	72.0
Opponents	818-2019	.405	157-519	.303	426-589	.723	380	813	1193	36.2	577	406	455	83	243	2219	67.2

YEAR-BY-YEAR STATISTICS

SEASON	TOTAL		3-PT.		FT-FTA		OFF.		DEF.		REBOUNDS										PTS.	AVG.
	FG-FGA	PCT.	FG-FGA	PCT.	FT-FTA	PCT.	OFF.	DEF.	TOTAL	AVG.	PF	A	TO	B	S	PTS.	AVG.					
2007-08	951-2039	.466	194-539	.360	441-596	.740	409	899	1308	39.6	590	580	447	121	230	2537	76.9					
<i>Opponents</i>	<i>760-1912</i>	<i>.397</i>	<i>165-497</i>	<i>.332</i>	<i>436-627</i>	<i>.695</i>	<i>361</i>	<i>761</i>	<i>1122</i>	<i>34.0</i>	<i>577</i>	<i>393</i>	<i>510</i>	<i>90</i>	<i>199</i>	<i>2121</i>	<i>64.3</i>					
2008-09	938-2139	.439	184-565	.326	479-651	.736	444	993	1437	41.1	626	537	470	152	222	2539	72.5					
<i>Opponents</i>	<i>755-2090</i>	<i>.361</i>	<i>183-603</i>	<i>.303</i>	<i>463-647</i>	<i>.716</i>	<i>444</i>	<i>848</i>	<i>1292</i>	<i>36.9</i>	<i>646</i>	<i>402</i>	<i>504</i>	<i>120</i>	<i>234</i>	<i>2156</i>	<i>61.6</i>					
2009-10	893-2015	.443	211-579	.364	488-606	.805	396	998	1394	38.7	581	504	551	148	234	2485	69.0					
<i>Opponents</i>	<i>768-2109</i>	<i>.364</i>	<i>196-601</i>	<i>.326</i>	<i>435-602</i>	<i>.723</i>	<i>433</i>	<i>780</i>	<i>1213</i>	<i>33.7</i>	<i>582</i>	<i>407</i>	<i>490</i>	<i>92</i>	<i>255</i>	<i>2167</i>	<i>60.2</i>					
2010-11	861-2021	.426	145-449	.323	510-760	.671	439	929	1368	39.1	601	404	548	132	288	2377	67.9					
<i>Opponents</i>	<i>787-2028</i>	<i>.388</i>	<i>172-594</i>	<i>.290</i>	<i>453-467</i>	<i>.700</i>	<i>413</i>	<i>862</i>	<i>1275</i>	<i>36.4</i>	<i>655</i>	<i>420</i>	<i>587</i>	<i>142</i>	<i>269</i>	<i>2199</i>	<i>62.8</i>					
2011-12	809-1958	.413	206-553	.373	341-478	.713	365	836	1201	37.5	471	406	439	93	264	2165	67.7					
<i>Opponents</i>	<i>757-1878</i>	<i>.403</i>	<i>166-539</i>	<i>.308</i>	<i>365-547</i>	<i>.667</i>	<i>389</i>	<i>864</i>	<i>1253</i>	<i>39.2</i>	<i>483</i>	<i>405</i>	<i>509</i>	<i>114</i>	<i>238</i>	<i>2045</i>	<i>63.9</i>					
2012-13	873-2109	.414	153-495	.309	437-584	.748	446	967	1413	40.4	487	471	523	136	284	2336	66.7					
<i>Opponents</i>	<i>797-2073</i>	<i>.384</i>	<i>184-614</i>	<i>.300</i>	<i>348-508</i>	<i>.685</i>	<i>384</i>	<i>868</i>	<i>1252</i>	<i>35.8</i>	<i>527</i>	<i>402</i>	<i>529</i>	<i>156</i>	<i>286</i>	<i>2126</i>	<i>60.7</i>					
2013-14	648-1669	.388	124-443	.280	416-617	.674	365	704	1069	35.6	589	287	487	52	212	1836	61.2					
<i>Opponents</i>	<i>709-1634</i>	<i>.434</i>	<i>152-440</i>	<i>.345</i>	<i>418-599</i>	<i>.698</i>	<i>316</i>	<i>765</i>	<i>1081</i>	<i>36.0</i>	<i>556</i>	<i>369</i>	<i>477</i>	<i>116</i>	<i>228</i>	<i>1988</i>	<i>66.3</i>					
2014-15	563-1649	.341	120-430	.279	326-478	.682	349	744	1093	36.4	529	249	569	63	222	1572	52.4					
<i>Opponents</i>	<i>748-1781</i>	<i>.420</i>	<i>172-544</i>	<i>.316</i>	<i>392-545</i>	<i>.719</i>	<i>381</i>	<i>816</i>	<i>1197</i>	<i>39.9</i>	<i>471</i>	<i>430</i>	<i>425</i>	<i>132</i>	<i>297</i>	<i>2060</i>	<i>68.7</i>					
2015-16	588-1702	.345	123-461	.267	368-581	.633	380	693	1073	35.8	509	252	559	49	283	1667	55.6					
<i>Opponents</i>	<i>755-1756</i>	<i>.430</i>	<i>169-537</i>	<i>.315</i>	<i>310-448</i>	<i>.692</i>	<i>359</i>	<i>813</i>	<i>1172</i>	<i>39.1</i>	<i>446</i>	<i>417</i>	<i>522</i>	<i>169</i>	<i>295</i>	<i>1989</i>	<i>66.3</i>					
2016-17	597-1775	.336	154-587	.262	332-496	.669	392	726	1118	36.1	577	287	544	131	252	1680	54.2					
<i>Opponents</i>	<i>756-1845</i>	<i>.410</i>	<i>190-569</i>	<i>.334</i>	<i>403-584</i>	<i>.690</i>	<i>439</i>	<i>855</i>	<i>1294</i>	<i>41.7</i>	<i>522</i>	<i>450</i>	<i>483</i>	<i>163</i>	<i>300</i>	<i>2105</i>	<i>67.9</i>					
2017-18	547-1520	.360	124-453	.274	388-570	.681	340	765	1105	36.8	458	308	500	110	187	1606	53.5					
<i>Opponents</i>	<i>586-1614</i>	<i>.363</i>	<i>173-559</i>	<i>.309</i>	<i>302-429</i>	<i>.704</i>	<i>308</i>	<i>689</i>	<i>997</i>	<i>33.2</i>	<i>548</i>	<i>350</i>	<i>426</i>	<i>114</i>	<i>246</i>	<i>1647</i>	<i>54.9</i>					
2018-19	674-1621	.416	141-474	.297	447-633	.706	317	822	1139	36.7	562	331	497	71	185	1936	62.5					
<i>Opponents</i>	<i>661-1713</i>	<i>.386</i>	<i>196-652</i>	<i>.301</i>	<i>389-525</i>	<i>.741</i>	<i>275</i>	<i>706</i>	<i>981</i>	<i>31.6</i>	<i>624</i>	<i>374</i>	<i>419</i>	<i>114</i>	<i>227</i>	<i>1907</i>	<i>61.5</i>					
2019-20	733-1675	.438	179-522	.343	398-548	.726	309	803	1112	38.3	475	370	463	46	214	2043	70.4					
<i>Opponents</i>	<i>678-1706</i>	<i>.397</i>	<i>182-622</i>	<i>.293</i>	<i>324-453</i>	<i>.715</i>	<i>282</i>	<i>696</i>	<i>978</i>	<i>33.7</i>	<i>552</i>	<i>388</i>	<i>447</i>	<i>108</i>	<i>214</i>	<i>1862</i>	<i>64.2</i>					
2020-21	578-1299	.445	159-430	.370	325-454	.716	191	637	828	34.5	355	270	339	74	180	1640	68.3					
<i>Opponents</i>	<i>510-1321</i>	<i>.386</i>	<i>159-511</i>	<i>.311</i>	<i>266-360</i>	<i>.739</i>	<i>206</i>	<i>578</i>	<i>784</i>	<i>32.7</i>	<i>429</i>	<i>306</i>	<i>374</i>	<i>70</i>	<i>172</i>	<i>1445</i>	<i>60.2</i>					
2021-22	772-1766	.437	173-525	.330	428-566	.756	287	811	1098	33.3	513	359	443	104	176	2145	65.0					
<i>Opponents</i>	<i>761-1869</i>	<i>.407</i>	<i>230-696</i>	<i>.330</i>	<i>354-472</i>	<i>.750</i>	<i>329</i>	<i>753</i>	<i>1082</i>	<i>32.8</i>	<i>583</i>	<i>433</i>	<i>452</i>	<i>105</i>	<i>208</i>	<i>2106</i>	<i>63.8</i>					
2022-23	792-1893	.418	244-665	.367	441-598	.737	334	808	1142	34.6	547	405	407	143	190	2269	68.8					
<i>Opponents</i>	<i>722-1851</i>	<i>.390</i>	<i>192-656</i>	<i>.293</i>	<i>423-578</i>	<i>.732</i>	<i>378</i>	<i>821</i>	<i>1199</i>	<i>36.3</i>	<i>639</i>	<i>427</i>	<i>492</i>	<i>97</i>	<i>187</i>	<i>2059</i>	<i>62.4</i>					

1,000 POINT CLUB



KRISTI CIRONE // 2,139

YEARS	FGM-A	PCT	3FGM-A	PCT	FTM-A	PCT	PTS	AVG
2005-06	109-314	.347	52-151	.344	119-148	.804	389	13.9
2006-07	173-406	.426	47-134	.351	148-192	.771	541	16.4
2007-08	192-397	.484	64-161	.398	104-130	.800	552	16.7
2008-09	225-483	.466	66-167	.395	141-185	.762	657	18.8
TOTALS	699-1600	.437	229-613	.374	512-655	.782	2139	16.6




CATHY BOSWELL // 2,005

YEARS	FGM-A	PCT	3FGM-A	PCT	FTM-A	PCT	PTS	AVG
1979-80	242-490	.494	---	---	51-84	.607	535	16.2
1980-81	274-538	.509	---	---	101-119	.849	649	18.0
1981-82	165-347	.476	---	---	28-43	.651	358	16.3
1982-83	208-444	.468	---	---	47-62	.758	463	15.4
TOTALS	889-1722	.516	---	---	227-308	.737	2005	16.6



CINDY KAUFMANN // 1,684

YEARS	FGM-A	PCT	3FGM-A	PCT	FTM-A	PCT	PTS	AVG
1987-88	98-227	.432	3-18	.167	13-21	.619	212	6.8
1988-89	184-379	.485	29-69	.420	79-94	.840	476	15.4
1989-90	211-445	.474	58-128	.453	55-73	.753	535	16.7
1990-91	169-347	.487	39-91	.429	84-107	.785	461	17.7
TOTALS	662-1398	.474	129-306	.422	231-295	.783	1684	14.0



CHAR GOVAN // 1,589

YEARS	FGM-A	PCT	3FGM-A	PCT	FTM-A	PCT	PTS	AVG
1985-86	127-286	.423	---	---	11-20	.550	253	9.0
1987-88	134-270	.496	0-2	.000	88-117	.752	356	11.5
1988-89	122-225	.542	1-4	.250	73-100	.730	318	10.6
1989-90	258-469	.550	10-26	.385	104-141	.738	630	19.7
TOTALS	641-1199	.535	11-32	.344	296-409	.724	1589	13.1



JENNY SCHMIDT // 1,558

YEARS	FGM-A	PCT	3FGM-A	PCT	FTM-A	PCT	PTS	AVG
1995-96	119-263	.452	28-67	.418	38-51	.745	304	9.8
1996-97	132-294	.449	45-108	.417	42-46	.913	351	12.5
1997-98	158-327	.483	77-153	.503	36-41	.878	429	15.9
1998-99	177-411	.431	55-141	.390	65-82	.793	474	16.9
TOTALS	586-1295	.453	205-469	.437	181-220	.823	1558	13.7



MAGGIE KRICK // 1,505

YEARS	FGM-A	PCT	3FGM-A	PCT	FTM-A	PCT	PTS	AVG
2006-07	81-213	.380	28-83	.337	22-32	.688	212	6.4
2007-08	164-371	.442	50-141	.355	36-46	.783	414	12.5
2008-09	150-381	.394	53-163	.325	74-90	.822	427	12.6
2009-10	188-456	.412	38-121	.314	88-109	.807	502	13.9
TOTALS	583-1421	.410	169-508	.333	220-277	.794	1555	11.4



PAT MCKINZIE // 1,493

YEARS	FGM-A	PCT	3FGM-A	PCT	FTM-A	PCT	PTS	AVG
1975-76	68-172	.395	---	---	33-50	.660	169	6.8
1976-77	163-360	.466	---	---	41-67	.612	367	14.1
1977-78	211-471	.448	---	---	46-89	.517	468	20.3
1978-79	216-485	.445	---	---	57-91	.626	489	18.1
TOTALS	658-1478	.445	---	---	177-297	.596	1493	14.8

1,000 POINT CLUB



CARYN BRUNE // 1,474

YEARS	FGM-A	PCT	3FGM-A	PCT	FTM-A	PCT	PTS	AVG
1989-90	29-52	.558	0-0	.000	14-24	.583	72	4.2
1990-91	139-285	.488	0-0	.000	91-143	.636	369	13.2
1991-92	190-360	.528	0-0	.000	91-132	.689	471	16.8
1992-93	227-446	.509	1-3	.333	107-144	.743	562	20.8
TOTALS	585-1143	.512	1-3	.333	303-443	.684	1474	14.7



NICOLLE LEWIS // 1,465

YEARS	FGM-A	PCT	3FGM-A	PCT	FTM-A	PCT	PTS	AVG
2005-06	16-30	.533	0-0	.000	16-25	.640	48	6.0
2006-07	133-249	.534	0-0	.000	58-77	.753	324	9.8
2007-08	117-232	.504	0-1	.000	75-90	.833	309	9.4
2008-09	142-293	.485	0-1	.000	70-89	.787	354	10.1
2009-10	157-288	.545	1-7	.143	115-133	.865	430	11.9



MELANIE WARD // 1,459

YEARS	FGM-A	PCT	3FGM-A	PCT	FTM-A	PCT	PTS	AVG
1991-92	113-197	.574	0-2	.000	48-69	.696	274	9.8
1992-93	5-10	.500	0-0	.000	5-8	.625	15	3.0
1993-94	123-240	.513	0-2	.000	73-90	.811	319	12.3
1994-95	166-306	.542	1-2	.500	88-111	.793	421	15.6
1995-96	182-351	.519	1-3	.333	59-83	.711	424	13.2
TOTALS	589-1104	.534	2-9	.222	273-361	.756	1453	12.4



KATIE DONOVAN // 1,402

YEARS	FGM-A	PCT	3FGM-A	PCT	FTM-A	PCT	PTS	AVG
2001-02	78-185	.422	5-35	.143	49-90	.544	210	7.8
2002-03	76-160	.475	5-24	.208	43-83	.518	200	7.4
2003-04	175-441	.397	59-205	.288	169-212	.797	578	19.9
2004-05	139-331	.420	35-137	.255	101-158	.639	441	13.4
TOTALS	468-1117	.419	104-401	.259	362-543	.667	1402	12.3



LUANN ROBINSON // 1,385

YEARS	FGM-A	PCT	3FGM-A	PCT	FTM-A	PCT	PTS	AVG
1987-88	136-279	.487	10-24	.417	24-41	.585	306	10.2
1988-89	132-268	.493	18-50	.360	37-52	.712	319	10.3
1989-90	173-375	.461	21-66	.318	57-73	.781	424	13.3
1990-91	135-269	.502	7-43	.163	59-76	.776	336	12.0
TOTALS	576-1191	.484	56-183	.306	177-242	.731	1385	11.4



MARLA MAUPIN // 1,323

YEARS	FGM-A	PCT	3FGM-A	PCT	FTM-A	PCT	PTS	AVG
1981-82	68-133	.511	---	---	17-59	.288	153	4.5
1982-83	86-158	.544	---	---	35-62	.565	207	7.1
1983-84	192-344	.558	---	---	77-141	.546	461	14.9
1984-85	204-358	.570	---	---	94-178	.528	502	17.3
TOTALS	550-993	.554	---	---	223-440	.507	1323	10.8



DEB BENAK // 1,290

YEARS	FGM-A	PCT	3FGM-A	PCT	FTM-A	PCT	PTS	AVG
1979-80	54-107	.505	---	---	21-40	.525	129	3.9
1980-81	143-265	.540	---	---	53-91	.582	339	9.4
1981-82	191-406	.470	---	---	45-66	.682	427	12.6
1982-83	152-272	.559	---	---	91-118	.771	395	13.2
TOTALS	540-1050	.514	---	---	210-315	.667	1290	9.7

1,000 POINT CLUB



BETH LANDES // 1,262

YEARS	FGM-A	PCT	3FGM-A	PCT	FTM-A	PCT	PTS	AVG
1977-78	65-154	.422	---	---	19-25	.760	149	6.8
1978-79	149-333	.447	---	---	17-28	.607	315	11.7
1979-80	208-423	.492	---	---	36-45	.800	452	13.7
1980-81	141-304	.464	---	---	64-72	.889	346	9.9
TOTALS	563-1214	.464	---	---	136-170	.800	1262	10.8




KATIE BROADWAY // 1,251

YEARS	FGM-A	PCT	3FGM-A	PCT	FTM-A	PCT	PTS	AVG
2008-09	26-90	.289	14-55	.255	12-17	.706	78	2.2
2009-10	87-200	.435	56-133	.421	8-11	.727	238	7.7
2010-11	151-388	.389	66-190	.347	49-60	.817	417	11.9
2011-12	196-494	.397	89-240	.371	37-49	.755	518	16.2
TOTALS	460-1172	.392	225-618	.364	106-137	.774	1251	9.4



MARY CROMPTON // 1,241

YEARS	FGM-A	PCT	3FGM-A	PCT	FTM-A	PCT	PTS	AVG
2018-19	15-40	.375	8-29	.276	2-2	1.000	40	8.0
2019-20	87-234	.372	68-182	.374	19-22	.864	261	9.0
2020-21	87-201	.433	64-137	.467	29-34	.853	267	11.1
2021-22	101-265	.381	74-201	.368	35-42	.822	311	9.4
2022-23	115-272	.423	86-204	.422	46-61	.754	362	11.0



PAM TANNER // 1,230

YEARS	FGM-A	PCT	3FGM-A	PCT	FTM-A	PCT	PTS	AVG
1985-86	77-175	.440	---	---	59-71	.831	213	7.9
1986-87	114-240	.475	0-2	.000	74-96	.771	302	11.2
1987-88	114-237	.481	6-17	.353	83-106	.783	317	10.2
1988-89	132-277	.477	11-26	.423	123-148	.831	398	12.8
TOTALS	337-713	.473	17-45	.378	339-421	.805	1230	10.6



CORINNE VOSSEL // 1,229

YEARS	FGM-A	PCT	3FGM-A	PCT	FTM-A	PCT	PTS	AVG
1994-95	89-191	.466	2-8	.250	23-44	.523	203	7.5
1995-96	85-199	.427	8-25	.320	36-61	.590	214	6.7
1996-97	167-324	.515	4-18	.222	78-116	.672	416	14.9
1997-98	165-311	.531	3-7	.429	63-99	.636	396	15.2
TOTALS	506-1025	.494	17-58	.293	200-320	.625	1229	10.9



JULIANN "JUJU" REDMOND // 1,228

YEARS	FGM-A	PCT	3FGM-A	PCT	FTM-A	PCT	PTS	AVG
2019-20	120-275	.436	16-39	.410	67-79	.848	323	11.1
2020-21	125-281	.445	24-81	.286	60-82	.732	334	13.9
2021-22	213-436	.489	18-55	.327	127-156	.814	571	17.8
TOTALS	458-992	.462	58-175	.331	254-317	.801	1228	14.4



DAWN HALLETT // 1,208

YEARS	FGM-A	PCT	3FGM-A	PCT	FTM-A	PCT	PTS	AVG
1980-81	52-110	.473	---	---	20-22	.909	124	8.3
1981-82	160-384	.417	---	---	22-31	.710	342	10.1
1982-83	141-283	.498	---	---	20-33	.606	302	12.6
1983-84	206-434	.475	---	---	28-48	.583	440	14.2
TOTALS	559-1211	.462	---	---	90-134	.672	1208	11.6

1,000 POINT CLUB




JACI MCCORMACK // 1,196

YEARS	FGM-A	PCT	3FGM-A	PCT	FTM-A	PCT	PTS	AVG
2000-01	71-174	.408	16-46	.348	49-75	.653	207	9.4
2002-03	90-229	.393	46-121	.380	26-35	.743	252	9.0
2003-04	116-304	.382	55-162	.340	44-60	.733	331	11.4
2004-05	143-315	.454	66-163	.405	54-70	.771	406	13.1
TOTALS	420-1022	.411	183-492	.372	173-240	.721	1196	10.9



ASHLEEN BRACEY // 1,194

YEARS	FGM-A	PCT	3FGM-A	PCT	FTM-A	PCT	PTS	AVG
2006-07	7-22	.318	0-0	.000	4-11	.364	18	1.1
2007-08	146-261	.559	0-1	.000	37-54	.685	329	10.0
2008-09	133-267	.498	11-34	.324	42-56	.750	319	9.4
2009-10	197-409	.482	54-130	.415	80-90	.889	528	14.7
TOTALS	483-959	.504	65-165	.394	163-211	.773	1194	10.0



JULI STILES // 1,138

YEARS	FGM-A	PCT	3FGM-A	PCT	FTM-A	PCT	PTS	AVG
1983-84	95-189	.503	---	---	22-32	.688	212	6.8
1984-85	170-311	.547	---	---	42-71	.592	382	13.2
1985-86	127-272	.467	---	---	36-48	.750	290	10.4
1986-87	118-222	.532	1-6	.167	17-28	.607	254	9.4
TOTALS	510-994	.513	106	.167	117-179	.654	1138	9.9



SUSAN WELLMAN // 1,137

YEARS	FGM-A	PCT	3FGM-A	PCT	FTM-A	PCT	PTS	AVG
1984-85	38-70	.543	---	---	26-55	.473	102	3.8
1985-86	83-178	.466	---	---	44-74	.595	210	7.5
1986-87	121-245	.494	0-0	.000	65-90	.722	307	12.3
1987-88	197-312	.631	0-0	.000	124-177	.701	518	16.7
TOTALS	439-805	.545	0-0	.000	259-396	.654	1137	10.2



TAMI BAALKE // 1,105

YEARS	FGM-A	PCT	3FGM-A	PCT	FTM-A	PCT	PTS	AVG
1989-90	109-242	.450	4-8	.500	54-74	.730	276	8.6
1990-91	120-238	.504	3-10	.300	43-57	.754	286	10.2
1991-92	173-346	.500	14-43	.326	72-91	.791	432	15.4
1992-93	40-86	.465	10-22	.455	21-28	.750	111	11.1
TOTALS	442-912	.485	31-83	.373	190-250	.760	1105	11.3



SHALA JACKSON // 1,099

YEARS	FGM-A	PCT	3FGM-A	PCT	FTM-A	PCT	PTS	AVG
2007-08	101-245	.412	21-52	.404	51-65	.785	274	8.3
2008-09	111-272	.408	11-42	.262	49-77	.636	282	9.1
2009-10	67-167	.401	15-46	.326	35-47	.745	184	5.1
2010-11	124-302	.411	13-39	.333	98-139	.705	359	10.3
TOTALS	403-986	.409	60-179	.335	233-328	.710	1099	8.1



TAMMY TURNER // 1,077

YEARS	FGM-A	PCT	3FGM-A	PCT	FTM-A	PCT	PTS	AVG
1982-83	29-74	.392	---	---	5-12	.417	63	2.7
1983-84	151-287	.526	---	---	40-71	.563	342	11.0
1984-85	157-299	.525	---	---	47-63	.746	361	12.4
1985-86	134-276	.486	---	---	43-58	.741	311	11.1
TOTALS	471-936	.503	---	---	135-204	.662	1077	9.7

1,000 POINT CLUB



DEANNA WILSON // 1,052

YEARS	FGM-A	PCT	3FGM-A	PCT	FTM-A	PCT	PTS	AVG
2020-21	72-153	.471	1-3	.333	66-99	.667	211	9.2
2021-22	154-324	.475	0-0	.000	105-157	.669	413	12.9
2022-23	168-361	.465	0-3	.000	92-127	.724	428	13.0
TOTALS	394-838	.470	1-6	.167	263-383	.687	1052	12.0



VALARIE TRAME // 1,050


YEARS	FGM-A	PCT	3FGM-A	PCT	FTM-A	PCT	PTS	AVG
1994-95	39-73	.534	0-0	.000	23-32	.719	101	4.8
1995-96	111-208	.534	0-1	.000	87-101	.861	309	9.7
1996-97	128-265	.483	105	.200	56-82	.683	313	11.2
1997-98	140-279	.502	2-9	.222	45-68	.662	327	12.1
TOTALS	418-825	.507	3-15	.200	211-283	.746	1050	9.7




OCTAVIA CRUMP // 1,000

YEARS	FGM-A	PCT	3FGM-A	PCT	FTM-A	PCT	PTS	AVG
2012-13	17-37	.459	---	----	10-25	.400	44	2.4
2013-14	100-193	.518	---	----	73-114	.640	273	9.1
2014-15	122-259	.471	---	----	75-109	.688	319	10.6
2015-16	140-282	.596	7-22	.318	77-127	.606	364	12.1
TOTALS	379-771	.492	7-22	.318	235-375	.627	1000	9.3

SCORING RECORDS



CHAR GOVAN



CINDY KAUFMANN

GAME

1. Caryn Brune	43	Marquette	12/11/92
2. Beth Landes	41	James Madison	2/5/81
3. Pat McKinzie	39	Western Illinois	3/2/78
4. Cindy Kaufmann	37	Old Dominion	12/21/90
Char Govan	37	Eastern Illinois	3/2/90
Charlotte Lewis	37	Wisconsin-LaCrosse	2/5/77
Juliunn Redmond	37	Valparaiso	2/12/22
Paige Robinson	37	Wisconsin	11/20/22

ANNUAL SCORING LEADERS

1975-76	Vonnie Tomich	11.5
1976-77	Charlotte Lewis	19.9
1977-78	Pat McKinzie	20.3
1978-79	Pat McKinzie	18.1
1979-80	Cathy Boswell	16.2
1980-81	Cathy Boswell	18.0
1981-82	Debbie Benak	12.6
1982-83	Cathy Boswell	15.4
1983-84	Marla Maupin	14.9
1984-85	Marla Maupin	17.3
1985-86	Tammy Turner	11.1
1986-87	Ellen McGrew	14.3
1987-88	Susan Wellman	16.7
1988-89	Cindy Kaufmann	15.4
1989-90	Char Govan	19.7
1990-91	Cindy Kaufmann	17.7
1991-92	Caryn Brune	16.8
1992-93	Caryn Brune •	20.8
1993-94	Lisa Abry	13.3
1994-95	Melanie Ward	15.6
1995-96	Melanie Ward	13.3
1996-97	Corinne Vossel	14.9
1997-98	Jenny Schmidt	15.9
1998-99	Jenny Schmidt	16.9
1999-00	Steph Reichle	14.1
2000-01	Sharon Blade	10.3
2001-02	Taren O'Brien	10.6
2002-03	Jaci McCormack	9.0
2003-04	Katie Donovan •	19.9
2004-05	Katie Donovan	13.4
2005-06	Holly Hallstrom	14.0
2006-07	Kristi Cirone	16.4
2007-08	Kristi Cirone	16.7
2008-09	Kristi Cirone •	18.8
2009-10	Ashleen Bracey	14.7
2010-11	Emily Hanley	14.1
2011-12	Katie Broadway	16.2
2012-13	Jamie Russell	14.1
2013-14	Chloe Nelson	13.8
2014-15	Katy Winge	11.5
2015-16	Octavia Crump	12.1
2016-17	Brechelle Beachum	11.6
2017-18	Simone Goods	13.5
2018-19	Simone Goods	16.8
2019-20	Lexi Wallen	17.2
2020-21	Juliunn Redmond	13.9
2021-22	Juliunn Redmond •	17.8

2022-23 Paige Robinson 18.3

• Led the conference

CLASS LEADERS

POINTS

Freshman	Cathy Boswell	535	1979-80
Sophomore	Cathy Boswell	649	1980-81
Junior	Katie Donovan	578	2003-04
Senior	Kristi Cirone	657	2008-09

SCORING AVERAGE

Freshman	Cathy Boswell	33	535	16.2	1979-80
Sophomore	Cathy Boswell	36	649	18.0	1980-81
Junior	Pat McKinzie	23	468	20.3	1977-78
Senior	Caryn Brune	27	562	20.8	1992-83

SEASON

POINTS

NAME	POINTS	YEAR
1. Kristi Cirone	657	2008-09
2. Cathy Boswell	649	1980-81
3. Char Govan	630	1989-90
4. Paige Robinson	584	2022-23
5. Katie Donovan	578	2003-04
6. Juliunn Redmond	571	2021-22
7. Caryn Brune	562	1992-93
8. Kristi Cirone	552	2007-08
9. Kristi Cirone	541	2006-07
10. Cathy Boswell	535	1979-80
Cindy Kaufmann	535	1989-90
12. Ashleen Bracey	528	2009-10
13. Simone Goods	522	2018-19
14. Susan Wellman	518	1987-88
Charlotte Lewis	518	1976-77
Katie Broadway	518	2011-12
17. Marla Maupin	502	1984-85
Maggie Krick	502	2009-10
19. Lexi Wallen	498	2019-20
20. Emily Hanley	495	2010-11
21. Jamie Russell	493	2012-13
TeTe Maggett	493	2018-19
23. Pat McKinzie	489	1978-79
24. Cindy Kaufmann	476	1988-89
Janae Smith	476	2012-13

SCORING AVERAGE (minimum 20 games played)

NAME	GMS.	PTS.	AVG.	YEAR
1. Caryn Brune	27	562	20.8	1992-93
2. Pat McKinzie	23	468	20.3	1977-78
3. Katie Donovan	29	578	19.9	2003-04
4. Charlotte Lewis	26	518	19.9	1976-77
5. Char Govan	32	630	19.7	1989-90
6. Kristi Cirone	35	657	18.8	2008-09
7. Paige Robinson	32	584	18.3	2022-23
8. Pat McKinzie	27	489	18.1	1978-79
9. Cathy Boswell	36	649	18.0	1980-81
10. Juliunn Redmond	32	571	17.8	2021-22
11. Cindy Kaufmann	26	461	17.7	1990-91
12. Charlotte Lewis	20	351	17.6	1977-78
13. Marla Maupin	29	502	17.3	1984-85
14. Lexi Wallen	29	498	17.2	2019-20
15. Jenny Schmidt	28	474	16.9	1998-99
16. Simone Goods	31	522	16.8	2018-19
17. Caryn Brune	28	471	16.8	1991-92
18. Kristi Cirone	33	552	16.7	2007-08
19. Cindy Kaufmann	32	535	16.7	1989-90
20. Susan Wellman	31	518	16.7	1987-88

SCORING RECORDS

CAREER

POINTS

NAME	POINTS	YEARS
1. Kristi Cirone.....	2,139	2005-09
2. Cathy Boswell.....	2,005	1979-83
3. Cindy Kaufmann.....	1,684	1987-91
4. Char Govan.....	1,589	1985-90
5. Jenny Schmidt.....	1,558	1995-99
6. Maggie Krick.....	1,555	2006-10
7. Pat McKinzie.....	1,493	1975-79
8. Caryn Brune.....	1,474	1989-93
9. Nicolle Lewis.....	1,465	2005-10
10. Melanie Ward.....	1,459	1991-96
11. Katie Donovan.....	1,402	2001-05
12. LuAnn Robinson.....	1,385	1987-91
13. Marla Maupin.....	1,323	1981-85
14. Deb Benak.....	1,290	1979-83
15. Beth Landes.....	1,262	1977-81
16. Katie Broadway.....	1,251	2008-12
17. Mary Crompton.....	1,241	2018-23
18. Pam Tanner.....	1,230	1985-89
19. Corinne Vossel.....	1,229	1994-98
20. Juliann Redmond.....	1,228	2019-22
21. Dawn Hallett.....	1,208	1980-84
22. Jaci McCormack.....	1,196	2000-01, 02-05
23. Ashleen Bracey.....	1,194	2006-10
24. Juli Stiles.....	1,138	1983-87
25. Susan Wellman.....	1,137	1984-88

SCORING AVERAGE (minimum 50 games played)

NAME	GMS.	PTS.	AVG.	YEARS
1. Charlotte Lewis.....	52	959	18.4	1974-78
2. Kristi Cirone.....	129	2,139	16.6	2005-09
3. Cathy Boswell.....	121	2,005	16.6	1979-83
4. Simone Goods.....	53	831	15.7	2017-19
5. TeTe Maggett.....	58	902	15.6	2018-20
6. Pat McKinzie.....	101	1,493	14.8	1975-79
7. Caryn Brune.....	100	1,474	14.7	1989-93
8. Juliann Redmond.....	85	1,228	14.4	2019-22
9. Cindy Kaufmann.....	120	1,684	14.0	1987-91
10. Jenny Schmidt.....	114	1,558	13.7	1995-99
11. Jamie Russell.....	67	912	13.6	2011-13
12. Char Govan.....	121	1,589	13.1	1985-90
13. Melanie Ward.....	118	1,453	12.4	1991-96
14. Katie Donovan.....	114	1,402	12.3	2001-05
15. DeAnna Wilson.....	88	1,052	12.0	2020-present
15. Lexi Wallen.....	53	628	11.8	2018-20
16. Dawn Hallett.....	104	1,208	11.6	1980-84
17. LuAnn Robinson.....	121	1,385	11.4	1987-91
18. Maggie Krick.....	136	1,555	11.4	2006-10
19. Tami Baalke.....	98	1,105	11.3	1989-93
20. Corinne Vossel.....	113	1,229	10.9	1994-98
21. Jaci McCormack.....	110	1,196	10.9	2000-01, 02-05
22. Beth Landes.....	117	1,290	10.8	1977-81
23. Marla Maupin.....	123	1,323	10.8	1981-85
24. Pam Tanner.....	116	1,230	10.6	1985-89
25. Holly Hallstrom.....	59	622	10.5	2004-06



CARYN BRUNE



JENNY SCHMIDT

FIELD GOAL RECORDS



CATHY BOSWELL



PAT MCKINZIE

GAME

FIELD GOALS MADE

1. Beth Landes20	James Madison2/5/81
2. Charlotte Lewis18	Western Illinois12/10/76
3. Caryn Brune16	Marquette12/11/92
Char Govan16	Eastern Illinois3/2/90
Marla Maupin16	Missouri State3/3/84
Charlotte Lewis16	UW-LaCrosse2/5/77

FIELD GOAL ATTEMPTS

1. Pat McKinzie30	Northern Michigan12/7/78
Mel Minarik30	Calvin3/7/75
3. Caryn Brune27	at Northern Iowa3/1/93

ANNUAL FG PERCENTAGE LEADERS (minimum 100 made)

1975-76Karen Willard468
1976-77Charlotte Lewis510
1977-78Charlotte Lewis528
1978-79Beth Landes447
1979-80Veda Sargent514
1980-81Deb Benak540
1981-82Deb Benak470
1982-83Deb Benak559
1983-84Vicki Vaughan574
1984-85Marla Maupin *570
1985-86Char Govan540
1986-87Juli Stiles532
1987-88Susan Wellman *631
1988-89Char Govan542
1989-90Char Govan550
1990-91Tami Baalke504
1991-92Melanie Ward574
1992-93Courtney Porter521
1993-94Lisa Abry565
1994-95Melanie Ward542
1995-96Valarie Trame534
1996-97Corinne Vossel515
1997-98Corinne Vossel531
1998-99JoAnna Stuelke446
1999-00Nadia Peruch407
2000-01Sharon Blade495
2001-02Kristi Larson433
2002-03Katie Donovan475
2003-04Zora Skrabalova *617
2004-05Holly Hallstrom466
2005-06Holly Hallstrom507
2006-07Lashawn Johnson549
2007-08Ashleen Bracey559
2008-09Ashleen Bracey498
2009-10Nicolle Lewis545
2010-11Emily Hanley *525
2011-12Marley Hall483
2012-13Maddie Oliver582
2013-14Octavia Crump518

2014-15Octavia Crump471
2015-16Octavia Crump496
2016-17Hannah Green392
2017-18Simone Goods456
2018-19Simone Goods531
2019-20Lexi Wallen570
2020-21Lexy Koudelka575
2021-22Jasmine McGinnis-Taylor615
2022-23 Hannah Kelle 483

* Led the conference

CLASS LEADERS

FIELD GOALS MADE

	NAME	FGM	YEARS
FreshmanCathy Boswell242	1979-80
SophomoreCathy Boswell274	1980-81
JuniorCindy Kaufmann211	1989-90
SeniorChar Govan258	1989-90

SEASON

FIELD GOALS MADE

	NAME	FGM	YEARS
1.	Cathy Boswell	274	1980-81
2.	Char Govan	258	1989-90
3.	Charlotte Lewis	243	1976-77
4.	Cathy Boswell	242	1979-80
5.	Caryn Brune	227	1992-93
6.	Kristi Cirone	225	2008-09
7.	Pat McKinzie	216	1978-79
8.	Juliann Redmond	213	2021-22
9.	Cindy Kaufmann	211	1989-90
	Pat McKinzie	211	1977-78
11.	Cathy Boswell	208	1982-83
	Beth Landes	208	1979-80
13.	Dawn Hallett	206	1983-84
14.	Marla Maupin	204	1984-85
15.	Paige Robinson	202	2022-23
16.	Jamie Russell	200	2012-13
17.	Susan Wellman	197	1987-88
	Ashleen Bracey	197	2009-10
19.	Katie Broadway	196	2011-12
20.	Kristi Cirone	192	2007-08
	Marla Maupin	192	1983-84
22.	Deb Benak	191	1981-82
23.	Caryn Brune	190	1991-92
	Simone Goods	190	2018-19
25.	Maggie Krick	188	2009-10
	Emily Hanley	188	2010-11

FIELD GOAL ATTEMPTS

	NAME	FGA	YEARS
1.	Cathy Boswell	538	1980-81
2.	Jamie Russell	497	2012-13
3.	Katie Broadway	494	2011-12
4.	Cathy Boswell	490	1979-80
5.	Pat McKinzie	485	1978-79
6.	Kristi Cirone	483	2008-09
7.	Charlotte Lewis	481	1976-77
8.	Pat McKinzie	474	1977-78
9.	Char Govan	469	1989-90
10.	Maggie Krick	466	2009-10
11.	Caryn Brune	456	1992-93
12.	Cindy Kaufmann	445	1989-90
	Paige Robinson	445	2022-23
14.	Cathy Boswell	444	1982-83
15.	Katie Donovan	441	2003-04

FIELD GOAL RECORDS

FIELD GOAL PERCENTAGE (minimum 100 made)

NAME	FGM-FGA	PCT.	YEAR
1. Susan Wellman	197-312	.631	1987-88
2. Zora Skrabalova	121-196	.617	2003-04
3. Vicki Vaughan	170-296	.574	1983-84
4. Melanie Ward	113-197	.574	1991-92
5. Lexi Wallen	187-328	.570	2019-20
6. Marla Maupin	204-358	.570	1984-85
7. Lisa Abry	153-271	.565	1993-94
8. Ashleen Bracey	146-261	.559	2007-08
9. Deb Benak	152-272	.559	1982-83
10. Marla Maupin	192-344	.558	1983-84
11. Char Govan	258-469	.550	1989-90
12. Juli Stiles	170-311	.547	1984-85
13. Nicolle Lewis	157-288	.545	2009-10
14. Melanie Ward	166-306	.542	1994-95
15. Char Govan	122-225	.542	1988-89

FIELD GOAL PERCENTAGE (minimum 400 made)

NAME	FGM-FGA	PCT.	YEARS
1. Marla Maupin	550-993	.554	1981-85
2. Susan Wellman	439-805	.545	1984-88
3. Char Govan	641-1,199	.535	1985-90
4. Melanie Ward	589-1,104	.534	1991-96
5. Nicolle Lewis	565-1,092	.517	2005-10
6. Deb Benak	540-1,050	.514	1979-83
7. Juli Stiles	510-994	.513	1983-87
8. Caryn Brune	585-1,143	.512	1989-93
9. Valarie Trame	418-825	.507	1994-98
10. Charlotte Lewis	440-871	.505	1975-78
11. Ashleen Bracey	483-959	.504	2006-10
12. Tammy Turner	471-936	.503	1982-86
13. Corinne Vossel	506-1,025	.494	1994-98
14. Cathy Boswell	889-1,819	.489	1979-83
15. Tami Baalke	442-912	.485	1989-93

CAREER

FIELD GOALS MADE

NAME	FGM	YEARS
1. Cathy Boswell	889	1979-83
2. Kristi Cirone	699	2005-09
3. Cindy Kaufmann	662	1987-91
4. Pat McKinzie	658	1975-79
5. Char Govan	641	1985-90
6. Melanie Ward	589	1991-96
7. Jenny Schmidt	586	1995-99
8. Caryn Brune	585	1989-93
9. Maggie Krick	583	2006-10
10. LuAnn Robinson	576	1987-91
11. Nicolle Lewis	565	2005-10
12. Beth Landes	563	1977-81
13. Dawn Hallett	559	1980-84
14. Marla Maupin	550	1981-85
15. Deb Benak	540	1979-83
16. Juli Stiles	510	1983-87
17. Corinne Vossel	506	1994-98
18. Ashleen Bracey	483	2006-10
19. Tammy Turner	471	1982-86
20. Katie Donovan	468	2001-05
21. Katie Broadway	460	2009-12
22. Juliann Redmond	458	2019-22
23. Tami Baalke	442	1989-93
24. Charlotte Lewis	440	1975-78
25. Susan Wellman	439	1984-88

FIELD GOAL ATTEMPTS

NAME	FGA	YEARS
1. Cathy Boswell	1,819	1979-83
2. Kristi Cirone	1,600	2005-09
3. Pat McKinzie	1,478	1975-79
4. Maggie Krick	1,421	2006-10
5. Cindy Kaufmann	1,398	1987-91
6. Jenny Schmidt	1,295	1995-99
7. Beth Landes	1,214	1977-81
8. Dawn Hallett	1,211	1980-84
9. Char Govan	1,199	1985-90
10. LuAnn Robinson	1,191	1987-91
11. Katie Broadway	1,172	2009-12
12. Caryn Brune	1,143	1989-93
13. Katie Donovan	1,117	2001-05
14. Melanie Ward	1,104	1991-96
15. Nicolle Lewis	1,092	2005-10

THREE-POINT FIELD GOAL RECORDS



KATIE BROADWAY



TAYLOR STEWART

GAME

THREE-POINT FIELD GOALS MADE

1. Taylor Stewart	8	at Missouri State	1/20/17
2. Taylor Stewart	7	Valparaiso	11/19/16
Maggie Krick	7	at Missouri State	1/25/08
Megan McCracken	7	Eastern Illinois	11/28/06
Megan McCracken	7	at Illinois	12/22/05
Mary Crompton	7	at Dayton	11/20/22
Paige Robinson	7	v. Wisconsin	11/20/22

THREE-POINT FIELD GOAL ATTEMPTS

1. Katie Broadway	16	Central Michigan	3/15/12
2. TeTe Maggett	15	Drake	3/16/19
3. Katie Donovan	14	Indiana State	1/24/04
Mary Crompton	14	UC Irvine	11/26/21
4. Katie Donovan	13	at Southern Illinois	2/14/04
Katie Donovan	13	Illinois	12/6/03

ANNUAL 3-PT FG LEADERS

1986-87	Ellen McGrew	3
1987-88	LuAnn Robinson	10
1988-89	Cindy Kaufmann	29
1989-90	Cindy Kaufmann	48
1990-91	Cindy Kaufmann	39
1991-92	Tami Baalke	14
1992-93	Tami Baalke	10
1993-94	Mary Jane Johnson	27
1994-95	Schenita Stewart	17
1995-96	Jenny Schmidt	28
1996-97	Jenny Schmidt	45
1997-98	Jenny Schmidt	77
1998-99	Jenny Schmidt	55
1999-00	Shandeen Hunt	30
2000-01	Shandeen Hunt	32
2001-02	Stacey White	35
2002-03	Jaci McCormack	46
2003-04	Katie Donovan	59
2004-05	Jaci McCormack	66
2005-06	Kristi Cirone	52
2006-07	Megan McCracken	63
2007-08	Kristi Cirone	64
2008-09	Kristi Cirone	66
2009-10	Katie Broadway	56
2010-11	Katie Broadway	66
2011-12	Kattie Broadway	89
2012-13	Candace Sykes	73
2013-14	Lindsay Smith	28
2014-15	Katy Winge	42
2015-16	Katrina Beck	31
2016-17	Taylor Stewart	54
2017-18	Hannah Green	39
2018-19	TeTe Maggett	60
2019-20	Mary Crompton	68
2020-21	Mary Crompton	64

2021-22	Mary Crompton	74	*
2022-23	Mary Crompton	86	*

* Led the conference

CLASS LEADERS

THREE-POINT FIELD GOALS

	NAME	3 FGM	YEAR
Freshman	Mary Crompton	68	2019-20
Sophomore	Mary Crompton	64	2020-21
Junior	Jenny Schmidt	77	1997-98
Senior	Katie Broadway	89	2011-12

Denotes current player

THREE-POINT FIELD PERCENTAGE

	NAME	3 FGM-FGA	PCT.	YEAR
Freshman	Ashley Sandstead	18-42	.429	2004-05
Sophomore	Mary Crompton	64-137	.467	2020-21
Junior	Jenny Schmidt	77-153	.503	1997-98
Senior	Kayel Newland	20-41	.488	2021-22

SEASON

THREE-POINT FIELD GOALS

	NAME	3 FGM	YEAR
1.	Katie Broadway	89	2011-12
2.	Mary Crompton	86	2022-23
3.	Jenny Schmidt	77	1997-98
4.	Mary Crompton	74	2021-22
5.	Candace Sykes	73	2012-13
6.	Mary Crompton	68	2019-20
7.	Jaci McCormack	66	2004-05
	Kristi Cirone	66	2008-09
	Katie Broadway	66	2010-11
10.	Kristi Cirone	64	2007-08
	Mary Crompton	64	2020-21
12.	Megan McCracken	63	2006-07
13.	Paige Robinson	61	2022-23
14.	TeTe Maggett	60	2018-19
15.	Katie Donovan	59	2003-04
16.	Cindy Kaufmann	58	1989-90
17.	Katie Broadway	56	2009-10
18.	Jaci McCormack	55	2003-04
	Jenny Schmidt	55	1998-99
20.	Ashleen Bracey	54	2009-10
	Taylor Stewart	54	2016-17
22.	Maggie Krick	53	2008-09
	Megan McCracken	53	2004-05
24.	Kristi Cirone	52	2005-06
25.	Maggie Krick	50	2007-08

Denotes current player

THREE-POINT FIELD GOAL ATTEMPTS

	NAME	3-FGA	YEAR
1.	Katie Broadway	240	2011-12
2.	Candace Sykes	221	2012-13
3.	Katie Donovan	205	2003-04
4.	Mary Crompton	204	2021-22
5.	Katie Broadway	190	2010-11
6.	Mary Crompton	182	2019-20
	Mary Crompton	182+	2022-23
8.	TeTe Maggett	178	2018-19
9.	Taylor Stewart	177	2016-17
10.	Megan McCracken	169	2006-07
11.	Kristi Cirone	167	2008-09
12.	Maggie Krick	163	2008-09
	Jaci McCormack	163	2004-05
14.	Jaci McCormack	162	2003-04
15.	Kristi Cirone	161	2007-08

Denotes current player

THREE-POINT FIELD GOAL RECORDS

THREE-POINT FIELD GOAL PERCENTAGE (minimum 25 made)

NAME	3 FGM-FGA	PCT.	YEAR
1. Jenny Schmidt	77-153	.503	1997-98
2. Mary Crompton	64-137	.467	2020-21
3. Cindy Kaufmann	58-128	.453	1989-90
4. Tiffany Hudson	28-65	.431	2006-07
5. Cindy Kaufmann	39-91	.429	1990-91
6. Mary Crompton	86-204	.422	2022-23
7. Katie Broadway	56-133	.421	2009-10
8. Cindy Kaufmann	29-69	.420	1988-89
9. Jenny Schmidt	28-67	.418	1995-96
10. Jenny Schmidt	45-108	.417	1996-97
11. Mary Jane Johnson	27-65	.415	1993-94
Ashleen Bracey	54-130	.415	2009-10
13. Candace Sykes	51-124	.411	2011-12
14. Megan McCracken	53-130	.408	2004-05
15. Jaci McCormack	66-163	.405	2004-05

CAREER

THREE-POINT FIELD GOALS

NAME	3-FGM	YEARS
1. Mary Crompton	300	2018-23
2. Kristi Cirone	229	2005-09
3. Katie Broadway	225	2009-12
4. Jenny Schmidt	205	1995-99
5. Jaci McCormack	183	2000-05
6. Maggie Krick	169	2006-10
7. Megan McCracken	148	2004-07
8. Candace Sykes	139	2010-13
9. Cindy Kaufmann	129	1987-91
10. Katrina Beck	115	2015-19
11. Katie Donovan	104	2001-05
12. Taren O'Brien	100	2000-04
13. TeTe Maggett	99	2018-20
14. Katy Winge	98	2011-15
15. Taylor Stewart	95	2013-17
16. Shandeen Hunt	91	1997-01
17. Tiffany Hudson	79	2004-08
18. Ashley Sandstead	67	2004-09
Stacey White	67	2000-04
20. Ashleen Bracey	65	2006-10
21. Kristin Valdez	63	1994-98
22. Paige Robinson	61	2022-23
23. Kayel Alexander	59	2018-22

Denotes current player

THREE-POINT FIELD GOAL ATTEMPTS

NAME	3-FGA	YEARS
1. Mary Crompton	753	2018-23
2. Katie Broadway	618	2009-12
3. Kristi Cirone	613	2005-09
4. Maggie Krick	508	2006-10
5. Jaci McCormack	492	2000-05
6. Jenny Schmidt	469	1995-99
7. Katrina Beck	432	2015-19
8. Katie Donovan	401	2001-05
9. Megan McCracken	399	2004-07
10. Candace Sykes	394	2010-13
11. Katie Broadway	378	2008-11
12. Taylor Stewart	344	2013-17
13. Taren O'Brien	327	2000-04
14. TeTe Maggett	311	2018-20
15. Cindy Kaufmann	306	1987-91

THREE-POINT FIELD GOAL % (min. 50 made) (as of 3/20/23)

NAME	3FGM-FGA	PCT.	YEARS
1. Jenny Schmidt	205-469	.437	1995-99
2. Cindy Kaufmann	129-306	.422	1987-91
3. Mary Crompton	300-753	.398	2018-23
4. Ashleen Bracey	65-165	.394	2006-10
5. Paige Robinson	61-159	.384	2022-23
6. Jaci McCormack	183-492	.372	2000-05
7. Megan McCracken	148-399	.371	2004-07
8. Kristi Cirone	229-613	.365	2005-09
9. Katie Broadway	225-618	.364	2009-12
10. Kayel Newland	59-164	.359	2018-22
10. Erin Keeney	59-165	.358	2002-05
11. Candace Sykes	139-394	.353	2010-13
12. Ashley Sandstead	67-191	.351	2004-09
13. Shandeen Hunt	91-264	.345	1997-01
13. Shala Jackson	60-179	.335	2007-11
14. Maggie Krick	169-508	.333	2006-10
15. Katy Winge	98-305	.321	2011-15

Denotes current player

FREE THROW RECORDS



KRISTI CIRONE



KATIE DONOVAN

GAME

FREE THROWS MADE

1. Char Govan	16	Maine	3/18/90
2. Valarie Trame	15	Bradley	3/7/96
3. Kristi Cirone	13	Marquette	3/26/09
Kristi Cirone	13	Ball State	12/6/07
Katie Donovan	13	Northern Iowa	1/2/04
Pam Tanner	13	at Bradley	3/1/86
Lexi Wallen	13	Loyola Chicago	2/14/20

FREE THROW ATTEMPTS

1. Marla Maupin	19	at Cincinnati	11/23/84
2. Simone Goods	18	Saint Louis	12/20/18
Char Govan	18	Maine	3/18/90
3. Kristi Cirone	17	South Alabama	11/28/05
4. Kristi Cirone	16	Ball State	12/6/07
Katie Donovan	16	Northern Iowa	1/2/04

ANNUAL FT PERCENTAGE LEADERS

1975-76	Karen Willard	.716
1976-77	Valarie Trame	.620
1977-78	Vonnie Tomich	.791
1978-79	Pat McKinzie	.626
1979-80	Denise Norton	.692
1980-81	Beth Landes	.889
1981-82	Debbie Benak	.682
1982-83	Debbie Benak	.771
1983-84	Cathy Beesley	.694
1984-85	Tammy Turner	.746
1985-86	Pam Tanner	.831
1986-87	Ellen McGrew	.836
1987-88	Pam Tanner	.783
1988-89	Cindy Kaufmann	.841
1989-90	Shannon Fulton	.871
1990-91	Shannon Fulton	.864
1991-92	Tami Baalke	.791
1992-93	Tammy Kocher	.808
1993-94	Melanie Ward	.810
1994-95	Melanie Ward	.793
1995-96	Valarie Trame	.861
1996-97	Valarie Trame	.683
1997-98	Kristin Valdez	.682
1998-99	Jenny Schmidt	.793
1999-00	Steph Reichle	.788
2000-01	Jaci McCormack	.653
2001-02	Taren O'Brien	.740
2002-03	Stacey White	.774
2003-04	Katie Donovan	.797
2004-05	Jaci McCormack	.771
2005-06	Kristi Cirone	.804
2006-07	Megan McCracken	.848
2007-08	Nicolle Lewis	.833
2008-09	Maggie Krick	.822
2009-10	Ashleen Bracey	.889
2010-11	Hannah Spanich	.778

2011-12	Jamie Russell	.794
2012-13	Jamie Russell	.837
2013-14	Chloe Nelson	.750
2014-15	Stekara Hall	.726
2015-16	Taylor Stewart	.714
2016-17	Taylor Stewart	.855
2017-18	Hannah Green	.783
2018-19	TeTe Maggett	.792
2019-20	TeTe Maggett	.777
2020-21	Mary Crompton	.853
2021-22	Maya Wong	.842
2022-23	Maya Wong	.937

* Led the conference

CLASS LEADERS

FREE THROWS

Freshman	Kristi Cirone	119	2005-06
Sophomore	Kristi Cirone	148	2006-07
Junior	Katie Donovan	169	2003-04
Senior	Kristi Cirone	141	2008-09
	Simone Goods	141	2018-19

SEASON

FREE THROWS

NAME	FTM	YEAR
1. Katie Donovan	169	2003-04
2. Kristi Cirone	148	2006-07
3. Kristi Cirone	141	2008-09
Simone Goods	141	2018-19
5. Chloe Nelson	129	2013-14
6. Juliunn Redmond	127	2021-22
7. Susan Wellman	124	1987-88
8. Pam Tanner	123	1988-89
9. Kristi Cirone	119	2005-06
Janae Smith	119	2012-13
Paige Robinson	119	2022-23
12. Lexi Wallen	118	2019-20
13. Nicolle Lewis	115	2009-10
14. Caryn Brune	107	1992-93
15. DeAnna Wilson	105	2021-22
16. Kristi Cirone	104	2007-08
Char Govan	104	1989-90
18. Emily Hanley	103	2010-11
TeTe Maggett	103	2018-19
20. Katie Donovan	101	2004-05
Cathy Boswell	101	1980-81
Karen Willard	101	1975-76
23. Shala Jackson	98	2010-11
Hannah Spanich	98	2010-11
25. Leslie Ferrell	95	1988-89

FREE THROW ATTEMPTS

NAME	FTA	YEAR
1. Katie Donovan	212	2003-04
2. Kristi Cirone	192	2006-07
3. Simone Goods	187	2018-19
4. Kristi Cirone	185	2008-09
5. Marla Maupin	178	1984-85
6. Susan Wellman	177	1987-88
7. Chloe Nelson	172	2013-14
8. Emily Hanley	163	2010-11
9. Lexi Wallen	162	2019-20
10. Katie Donovan	158	2004-05
11. DeAnna Wilson	157	2021-22
12. Juliunn Redmond	156	2021-22
13. Janae Smith	155	2012-13
14. Kristi Cirone	148	2005-06

FREE THROW RECORDS

Pam Tanner..... 148..... 1988-89

FREE THROW PERCENTAGE (minimum 50 made)

NAME	FTM-FTA	PCT.	YEAR
1. Maya Wong 74-79	937	2022-23	
2. Ashleen Bracey.....	80-90	.889	2009-10
Beth Landes.....	64-72	.889	1980-81
4. Shannon Fulton.....	61-70	.871	1989-90
5. Nicolle Lewis.....	115-133	.865	2009-10
6. Shannon Fulton.....	57-66	.864	1990-91
7. Valarie Trame.....	87-101	.861	1995-96
8. Taylor Stewart.....	65-76	.855	2016-17
9. Cathy Boswell.....	101-119	.849	1980-81
10. Juliunn Redmond.....	67-79	.848	2019-20
11. Maya Wong 80-95	842	2021-22	
12. Cindy Kaufmann.....	79-94	.840	1988-89
13. Jamie Russell.....	87-104	.837	2012-13
14. Nicolle Lewis.....	75-90	.833	2007-08
15. Pam Tanner.....	123-148	.831	1988-89
Pam Tanner.....	59-71	.831	1985-86

FREE THROW % (min. 100 made) (as of 8/9/23)

NAME	FTM-FTA	PCT.	YEARS
1. Maya Wong	194-222	.874	2020-pres
2. Shannon Fulton.....	158-186	.849	1987-81
3. Jenny Schmidt.....	181-220	.823	1995-99
4. Mary Crompton.....	131-161	.814	2018-23
5. Jamie Russell.....	168-206	.806	2011-13
6. Nicolle Lewis.....	334-414	.807	2005-10
7. Courtney Porter.....	125-155	.806	1991-94
8. Pam Tanner.....	339-421	.805	1985-89
9. Juliunn Redmond.....	254-317	.801	2019-22
10. Beth Landes.....	136-170	.800	1977-81
11. Maggie Krick.....	220-277	.794	2006-10
12. TeTe Maggett.....	183-233	.785	2018-20
13. Cindy Kaufmann.....	231-295	.783	1987-91
14. Kristi Cirone.....	512-655	.782	2005-09
15. Hannah Spanich.....	162-208	.779	2009-11

CAREER

FREE THROWS

NAME	FTM	YEARS
1. Kristi Cirone.....	512	2005-09
2. Katie Donovan.....	362	2001-05
3. Pam Tanner.....	339	1985-89
4. Nicolle Lewis.....	334	2005-10
5. Caryn Brune.....	303	1989-93
6. Char Govan.....	296	1985-90
7. Melanie Ward.....	273	1991-96
8. Taren O'Brien.....	265	2000-04
9. Susan Wellman.....	259	1984-88
10. Juliunn Redmond.....	254	2019-22
11. Octavia Crump.....	235	2012-16
12. Shala Jackson.....	233	2007-11
13. Cindy Kaufmann.....	231	1987-91
14. Kristin Valdez.....	228	1994-98
15. Cathy Boswell.....	227	1979-83
Simone Goods.....	227	2017-19
17. Marla Maupin.....	223	1981-85
18. Maggie Krick.....	220	2006-10
19. Katrina Beck.....	212	2015-19
20. Valarie Trame.....	211	1994-98
21. Deb Benak.....	210	1979-83
22. Corinne Vossel.....	200	1994-98
23. Viria Livingston.....	195	2015-19
24. Maya Wong	194	2020-present
25. Tami Baalke.....	190	1989-93

FREE THROW ATTEMPTS

NAME	FTA	YEAR
1. Kristi Cirone.....	655	2005-09
2. Katie Donovan.....	543	2001-05
3. Caryn Brune.....	443	1989-93
4. Marla Maupin.....	440	1981-85
5. Pam Tanner.....	421	1985-89
6. Nicolle Lewis.....	414	2005-10
7. Char Govan.....	409	1985-90
8. Susan Wellman.....	396	1984-88
9. Octavia Crump.....	375	2012-16
10. Melanie Ward.....	361	1991-96
11. Taren O'Brien.....	359	2000-04
12. Kristin Valdez.....	329	1994-98
13. Shala Jackson.....	328	2007-11
14. Corinne Vossel.....	320	1994-98
15. Viria Livingston.....	319	2015-19

REBOUNDING RECORDS



CARYN BRUNE



MARLA MAUPIN

GAME

1. Charlotte Lewis	27	Wisconsin-Oshkosh	12/12/75
2. Charlotte Lewis	22	Western Michigan	1/20/78
Kenyatta Shelton	22	Illinois-Chicago	12/4/10
3. Caryn Brune	21	Western Illinois	3/4/92
5. Caryn Brune	20	at Eastern Illinois	2/20/92
Marla Maupin	20	Indiana State	1/19/85
Marla Maupin	20	Missouri State	1/10/85
Candace Sykes	20	Arkansas State	12/2/11

ANNUAL REBOUNDING AVERAGE LEADERS

1975-76	Karen Willard	8.4
1976-77	Charlotte Lewis	14.3
1977-78	Charlotte Lewis	11.0
1978-79	Pat McKinzie	8.3
1979-80	Cathy Boswell	9.2
1980-81	Cathy Boswell	9.5
1981-82	Kay Robbins	7.2
1982-83	Cathy Boswell	8.6
1983-84	Marla Maupin	7.9
1984-85	Marla Maupin	10.7
1985-86	Juli Stiles	6.0
1986-87	Susan Wellman	5.8
1987-88	Susan Wellman	6.3
1988-89	Leslie Ferrell	5.5
1989-90	Char Govan	8.1
1990-91	Caryn Brune	8.8
1991-92	Caryn Brune	9.9
1992-93	Caryn Brune	9.0
1993-94	Melanie Ward	6.3
1994-95	Kay Schroeder	6.9
1995-96	Melanie Ward	7.1
1996-97	Corinne Vossel	6.8
1997-98	Corinne Vossel	7.0
1998-99	Jenny Schmidt	4.6
1999-00	Steph Reichle	7.2
2000-01	Nadia Peruch	5.5
2001-02	Katie Donovan	6.1
2002-03	Katie Donovan	5.1
2003-04	Zora Skrabalova	6.7
2004-05	Holly Hallstrom	7.3
2005-06	Holly Hallstrom	10.1
2006-07	Lashawn Johnson	8.0
2007-08	Ashleen Bracey	7.6
2008-09	Nicolle Lewis	7.2
2009-10	Ashleen Bracey	7.6
2010-11	Kenyatta Shelton	7.3
2011-12	Candace Sykes	8.0
2012-13	Janae Smith	8.0
2013-14	Octavia Crump	6.2
2014-15	Colleen Smith	5.8
2015-16	Viria Livingston	6.1
2016-17	Viria Livingston	5.7
2017-18	Viria Livingston	6.4
2018-19	Simone Goods	7.7
2019-20	TeTe Maggett	6.4

2020-21	DeAnna Wilson	6.3
2021-22	DeAnna Wilson	7.8
2022-23	DeAnna Wilson	7.2

CLASS LEADERS

REBOUNDS

Freshman	Cathy Boswell	304	1979-80
Sophomore	Cathy Boswell	343	1980-81
Junior	Charlotte Lewis	345	1976-77
Senior	Marla Maupin	309	1984-85

OFFENSIVE REBOUNDS

Freshman	Viria Livingston	78	2015-16
Sophomore	Caryn Brune	90	1990-91
Junior	DeAnna Wilson	90	2021-22
Senior	Holly Hallstrom	101	2005-06

DEFENSIVE REBOUNDS

Freshman	Tami Baalke	147	1989-90
Sophomore	Janae Smith	204	2012-13
Junior	Candace Sykes	208	2011-12
Senior	Ashleen Bracey	200	2009-10

SEASON

REBOUNDS

	NAME	REBOUNDS	YEAR
1.	Charlotte Lewis	345	1976-77
2.	Cathy Boswell	343	1980-81
3.	Marla Maupin	309	1984-85
4.	Cathy Boswell	304	1979-80
5.	Holly Hallstrom	282	2005-06
6.	Janae Smith	281	2012-13
7.	Caryn Brune	276	1991-92
8.	Ashleen Bracey	272	2009-10
9.	Char Govan	260	1989-90
10.	Lashawn Johnson	257	2006-07
	Cathy Boswell	257	1982-83
12.	Kenyatta Shelton	254	2010-11
13.	Nicolle Lewis	252	2009-10
14.	Nicolle Lewis	251	2008-09
	Ashleen Bracey	251	2007-08
16.	Candace Sykes	249	2011-12
17.	DeAnna Wilson	248	2021-22
18.	Karen Willard	245	1975-76
	Caryn Brune	245	1990-91
	Kay Robbins	245	1981-82
21.	Marla Maupin	244	1983-84
22.	Caryn Brune	243	1992-93
23.	Emily Hanley	242	2010-11
24.	DeAnna Wilson	237	2022-23
25.	Melanie Ward	227	1995-96

REBOUNDING AVERAGE (minimum 20 games)

	NAME	GMS	REB	AVG.	YEAR
1.	Charlotte Lewis	26	345	13.3	1976-77
2.	Charlotte Lewis	20	220	11.0	1977-78
3.	Marla Maupin	29	309	10.7	1984-85
4.	Holly Hallstrom	28	282	10.1	2005-06
5.	Caryn Brune	28	276	9.9	1991-92
6.	Cathy Boswell	36	343	9.5	1980-81
7.	Cathy Boswell	33	304	9.2	1979-80
8.	Caryn Brune	27	243	9.0	1992-93
9.	Caryn Brune	28	245	8.8	1990-91
10.	Pat McKinzie	23	200	8.7	1977-78

REBOUNDING RECORDS

OFFENSIVE REBOUNDS

NAME	O REB	YEAR
1. Holly Hallstrom	101	2005-06
2. Char Govan	95	1989-90
3. Caryn Brune	90	1990-91
DeAnna Wilson	90	2021-22
5. Susan Wellman	92	1987-88
6. Char Govan	88	1988-89
DeAnna Wilson	88	2022-23
8. Viria Livingston	86	2017-18
9. Kenyatta Shelton	85	2010-11
10. Ashleen Bracey	84	2007-08

DEFENSIVE REBOUNDS

NAME	D REB	YEAR
1. Candace Sykes	208	2011-12
2. Caryn Brune	207	1991-92
3. Janae Smith	204	2012-13
3. Kenyatta Shelton	186	2010-11
4. Holly Hallstrom	181	2005-06
5. Nicolle Lewis	180	2008-09
6. Lashawn Johnson	179	2006-07
7. Caryn Brune	177	1992-93
8. Melanie Ward	170	1995-96
9. Emily Hanley	169	2010-11
10. Ashleen Bracey	167	2007-08

CAREER

REBOUNDS

NAME	REBOUNDS	YEARS
1. Cathy Boswell	1,054	1979-83
2. Nicolle Lewis	844	2005-10
3. Caryn Brune	801	1989-93
4. Marla Maupin	796	1981-85
5. Ashleen Bracey	765	2006-10
Char Govan	765	1985-90
7. Melanie Ward	724	1991-96
8. Pat McKinzie	708	1975-79
9. Kenyatta Shelton	707	2006-09, 10-11
10. Kay Robbins	684	1978-82
11. Katie Donovan	659	2001-05
12. Charlotte Lewis	658	1974-78
13. DeAnna Wilson	630	2020-pres.
14. Viria Livingston	627	2015-19
15. Corinne Vossel	616	1994-98
16. Deb Benak	598	1979-83
17. Dawn Hallett	587	1980-84
18. Juli Stiles	585	1983-87
19. Maggie Krick	575	2006-10
20. Susan Wellman	572	1984-88
Octavia Crump	572	2012-16
22. Tami Baalke	567	1989-93
23. Shala Jackson	546	2007-11
24. Kay Schoroeder	541	1992-96
25. Cindy Kaufmann	533	1987-91

REBOUNDING AVERAGE (minimum 50 games)

NAME	GMS	REB	AVG.	YEARS
1. Cathy Boswell	121	1,054	8.8	1979-83
2. Holly Hallstrom	59	507	8.6	2005-06
3. Caryn Brune	100	801	8.0	1989-93
4. Charlotte Lewis	52	658	7.4	1974-78
5. DeAnna Wilson	88	630	7.2	2020-present
6. Pat McKinzie	101	708	7.0	1975-79
7. Simone Goods	53	365	6.9	2017-19
8. Marla Maupin	123	796	6.5	1981-85
9. Char Govan	121	765	6.3	1985-90

10. Melanie Ward	118	724	6.2	1991-96
Veda Sargent	69	69	6.2	1979-81

OFFENSIVE REBOUNDS

NAME	O REB	YEARS
1. Char Govan	308	1985-90
2. Viria Livingston	276	2015-19
3. Katie Donovan	255	2001-05
Kenyatta Shelton	255	2006-09, 11
5. Nicolle Lewis	242	2005-10
6. Caryn Brune	238	1989-93
7. Ashleen Bracey	232	2006-10
8. DeAnna Wilson	230	2020-present
9. Shala Jackson	225	2007-11
10. Susan Wellman	206	1984-88


DEFENSIVE REBOUNDS

NAME	D REB	YEARS
1. Nicolle Lewis	602	2005-10
2. Caryn Brune	563	1989-93
3. Ashleen Bracey	533	2006-10
4. Melanie Ward	519	1991-96
5. Char Govan	457	1985-90
6. Corinne Vossel	429	1994-98
7. Maggie Krick	422	2006-10
8. Tami Baalke	413	1989-93
9. Katie Donovan	404	2001-05
Candace Sykes	404	2010-13
10. DeAnna Wilson	400	2020-present

ASSIST RECORDS



DENISE NORTON



PAM TANNER

GAME

1. Tami Baalke.....	17 at Bradley	2/24/91
2. Denise Norton.....	16 Illinois.....	3/6/81
3. Cathy Beesley.....	15 at Bradley.....	1/24/85
4. Pam Tanner.....	13 at Western Illinois.....	12/30/86
Cathy Beesley.....	13 Western Illinois.....	2/20/85
Cathy Beesley.....	13 at Indiana State.....	2/16/85
Cathy Beesley.....	13 at Missouri State.....	2/2/84
Denise Norton.....	13 at Memphis.....	2/7/80

ANNUAL ASSISTS LEADERS

1979-80.....	Denise Norton.....	197
1980-81.....	Denise Norton.....	186
1981-82.....	Denise Norton.....	200
1982-83.....	Jan Bowers.....	96
1983-84.....	Cathy Beesley.....	195
1984-85.....	Cathy Beesley •.....	187
1985-86.....	Tammy Turner.....	86
1986-87.....	Pam Tanner •.....	148
1987-88.....	Pam Tanner.....	152
1988-89.....	Pam Tanner.....	161
1989-90.....	LuAnn Robinson.....	162
1990-91.....	Tami Baalke.....	127
1991-92.....	Tracey Bloodworth.....	83
1992-93.....	Sherri McNamara.....	90
1993-94.....	Michele Vickrey.....	69
1994-95.....	Michele Vickrey.....	87
1995-96.....	Jenny Schmidt.....	152
1996-97.....	Jenny Schmidt.....	145
1997-98.....	Jenny Schmidt.....	107
1998-99.....	Jenny Schmidt.....	116
1999-2000.....	Kim Bretz.....	84
2000-01.....	Nadia Peruch.....	65
2001-02.....	Taren O'Brien.....	82
2002-03.....	Taren O'Brien.....	84
2003-04.....	Taren O'Brien.....	134
2004-05.....	Jaci McCormack.....	118
2005-06.....	Kristi Cirone.....	122
2006-07.....	Kristi Cirone.....	184
2007-08.....	Kristi Cirone •.....	172
2008-09.....	Kristi Cirone.....	203
2009-10.....	Maggie Krick.....	131
2010-11.....	Amanda Clifton.....	175
2011-12.....	Jamie Russell.....	109
2012-13.....	Alexis Jenkins.....	127
2013-14.....	Chloe Nelson.....	82
2014-15.....	Taylor Stewart.....	56
2015-16.....	Shakeela Fowler.....	74
2016-17.....	Taylor Stewart.....	70
2017-18.....	Paige Saylor.....	79
2018-19.....	TeTe Maggett.....	74
2019-20.....	TeTe Maggett.....	106
2020-21.....	Paige Saylor.....	71
2021-22.....	Juliuann Redmond.....	101
2022-23.....	Maya Wong.....	104

• Led the conference

CLASS LEADERS

ASSISTS

Freshman.....	Jenny Schmidt.....	152	1995-96
Sophomore.....	Denise Norton.....	197	1979-80
Junior.....	Cathy Beesley.....	195	1983-84
Senior.....	Kristi Cirone.....	203	2008-09

ASSISTS PER GAME

Freshman.....	Jenny Schmidt.....	31	152	4.9	1995-96
Sophomore.....	Denise Norton.....	33	197	6.0	1979-80
Junior.....	Cathy Beesley.....	31	195	6.3	1983-84
Senior.....	Cathy Beesley.....	29	187	6.4	1984-85

SEASON

ASSISTS

	NAME	ASSISTS	YEAR
1.	Kristi Cirone.....	203 2008-09
2.	Denise Norton.....	200 1981-82
3.	Denise Norton.....	197 1979-80
4.	Cathy Beesley.....	195 1983-84
5.	Cathy Beesley.....	187 1984-85
6.	Denise Norton.....	186 1980-81
7.	Amanda Clifton.....	175 2010-11
8.	Kristi Cirone.....	184 2006-07
9.	Kristi Cirone.....	172 2007-08
10.	LuAnn Robinson.....	172 1989-90
11.	Pam Tanner.....	161 1988-89
12.	Jenny Schmidt.....	152 1995-96
	Pam Tanner.....	152 1987-88
14.	Vonnie Tomich.....	151 1976-77
15.	Pam Tanner.....	148 1986-87
16.	Jenny Schmidt.....	145 1996-97
17.	Tarn O'Brien.....	134 2003-04
18.	Maggie Krick.....	131 2009-10
19.	Tami Baalke.....	127 1990-91
	Alexis Jenkins.....	127 2012-13
21.	Tami Baalke.....	126 1989-90
22.	LuAnn Robinson.....	124 1990-91
23.	Cathy Boswell.....	123 1980-81
24.	Kristi Cirone.....	122 2005-06
25.	Jaci McCormack.....	118 2003-04
	Jaci McCormack.....	118 2004-05
	Maya Wong.....	118 2022-23

ASSISTS PER GAME (minimum 20 games)

	NAME	GMS	AST	AVG.	YEAR
1.	Cathy Beesley.....	29	187 6.4 1984-85
2.	Cathy Beesley.....	31	195 6.3 1983-84
3.	Denise Norton.....	33	200 6.1 1981-82
4.	Denise Norton.....	33	197 6.0 1979-80
5.	Vonnie Tomich.....	26	151 5.8 1976-77
6.	Kristi Cirone.....	35	203 5.8 2008-09
7.	Kristi Cirone.....	33	184 5.6 2006-07
8.	Pam Tanner.....	27	148 5.5 1986-87
9.	Jenny Schmidt.....	28	145 5.2 1996-97
	Pam Tanner.....	31	161 5.2 1988-89

ASSIST RECORDS

CAREER

ASSISTS

NAME	ASSISTS	YEARS
1. Kristi Cirone.....	681	2005-09
2. Denise Norton.....	583	1978-82
3. Cathy Beesley.....	571	1980-85
4. Pam Tanner.....	546	1985-89
5. Jenny Schmidt.....	522	1995-99
6. LuAnn Robinson.....	432	1987-91
7. Maggie Krick.....	402	2006-10
8. Cathy Boswell.....	373	1979-83
9. Tami Baalke.....	369	1989-93
10. Amanda Clifton.....	363	2007-11
11. Taren O'Brien.....	347	2000-04
12. Jaci McCormack.....	324	2000-05
13. Tiffany Hudson.....	321	2004-08
14. Alexis Jenkins.....	298	2009-13
15. Katie Donovan.....	262	2001-05
16. Ellen McGrew.....	254	1984-87, 88-89
17. Maya Wong.....	251	2020-pres.
18. Juliunn Redmond.....	241	2019-22
19. Amanda Glazebrook.....	239	1991-95
20. Cindy Kaufmann.....	235	1987-91
Paige Saylor.....	235	2017-21
22. Dawn Hallett.....	233	1980-84
Tammy Turner.....	233	1982-86
Kristin Valdez.....	233	1994-98
25. Shannon Fulton.....	232	1987-91



KRISTI CIRONE


ASSISTS PER GAME (minimum 50 games)

NAME	GMS	AST	AVG.	YEARS
1. Kristi Cirone.....	129	681	5.3	2005-09
2. Cathy Beesley.....	111	571	5.1	1980-85
3. Pam Tanner.....	116	546	4.7	1985-89
4. Jenny Schmidt.....	114	522	4.6	1995-99
5. Denise Norton.....	129	583	4.5	1978-82
6. Tami Baalke.....	98	369	3.8	1989-93
7. LuAnn Robinson.....	121	432	3.6	1987-91
8. Taren O'Brien.....	108	347	3.2	2000-04
9. Cathy Boswell.....	121	347	3.1	1979-83
10. TeTe Maggett.....	58	180	3.1	2018-20
11. Maggie Krick.....	136	402	3.0	2006-10
12. Jaci McCormack.....	110	324	2.9	2000-05
13. Michele Vickrey.....	53	156	2.9	1993-95
Maya Wong.....	88	251	2.9	2020-pres.
15. Juliunn Redmond.....	85	241	2.8	2019-22
16. Amanda Clifton.....	136	363	2.7	2007-11
17. Courtney Porter.....	62	164	2.6	1990-94
18. Tiffany Hudson.....	125	321	2.6	2004-08
19. Amanda Glazebrook.....	103	239	2.3	1991-95
20. Katie Donovan.....	114	262	2.3	2001-05
21. Tracey Bloodworth.....	69	157	2.3	1990-93
22. Ellen McGrew.....	112	254	2.3	1985-90
23. Dawn Hallett.....	104	233	2.2	1980-84
24. Sherri McNamara.....	104	225	2.2	1990-94
Paige Saylor.....	107	235	2.2	2017-21

BLOCK RECORDS



KRISTI LARSON



HANNAH GREEN

GAME

- Hannah Green..... 8..... at Missouri State 1/20/17
Leslie Ferrell..... 8..... at SW Missouri State 2/8/88
Kate Bullman 8..... Evansville..... 2/4/22
- Hannah Green..... 7..... vs Milwaukee 12/7/16
Nicolle Lewis 7..... at Indiana State..... 2/15/08

ANNUAL BLOCKS LEADERS

1979-80	Cathy Boswell	29
1980-81	Cathy Boswell	23
1981-82	Cathy Boswell	20
1982-83	Cathy Boswell	23
1983-84	Marla Maupin	18
1984-85	Marla Maupin	35
1985-86	Juli Stiles	13
1986-87	Leslie Ferrell	48
1987-88	Leslie Ferrell *	72
1988-89	Leslie Ferrell *	57
1989-90	Tammy Kocher	17
1990-91	Caryn Brune	23
1991-92	Caryn Brune	28
1992-93	Caryn Brune *	38
1993-94	Kay Schroeder/Stacy Griffin	7
1994-95	Melanie Ward	16
1995-96	Melanie Ward	15
1996-97	Valarie Trame	18
1997-98	Valarie Trame	11
1998-99	JoAnna Stuelke	14
1999-2000	Kristi Larson	23
2000-01	Sharon Blade	17
2001-02	Kristi Larson	39
2002-03	Sharon Blade	15
2003-04	Zora Skrabalova	33
2004-05	Lashawn Johnson	12
2005-06	Lashawn Johnson	17
2006-07	Nicolle Lewis	57
2007-08	Nicolle Lewis	43
2008-09	Nicolle Lewis	78
2009-10	Nicolle Lewis	71
2010-11	Hannah Spanich	36
2011-12	Candace Sykes	31
2012-13	Janae Smith	37
2013-14	Octavia Crump	10
2014-15	Zenobia Bess	21
2015-16	Octavia Crump/Colleene Smith	13
2016-17	Hannah Green *	75
2017-18	Hannah Green *	58
2018-19	Simone Goods	33
2019-20	Lexy Koudelka	11
2020-21	Kate Bullman	18
2021-22	Kate Bullman	55
2022-23	Kate Bullman	50

* Led the conference

CLASS LEADERS

BLOCKS

Freshman	Leslie Ferrell	48	1986-87
Sophomore	Leslie Ferrell	72	1987-88
Junior	Nicolle Lewis	78	2008-09
Senior	Nicolle Lewis	71	2009-10

BLOCKS PER GAME

Freshman	Leslie Ferrell	27	48	1.8	1986-87
Sophomore	Leslie Ferrell	30	72	2.4	1987-88
Junior	Hannah Green	26	75	2.9	2016-17
Senior	Hannah Green	29	58	2.0	2017-18

SEASON

BLOCKS

NAME	BLOCKS	YEAR
1. Nicolle Lewis	78	2008-09
2. Hannah Green	75	2016-17
3. Leslie Ferrell	72	1987-88
4. Nicolle Lewis	71	2009-10
5. Hannah Green	58	2017-18
6. Nicolle Lewis	57	2006-07
Leslie Ferrell	57	1988-89
8. Kate Bullman	55	2021-22
9. Kate Bullman	50	2022-23
10. Leslie Ferrell	48	1986-87
11. Nicolle Lewis	43	2007-08
12. Kristi Larson	39	2001-02
13. Caryn Brune	38	1992-93
14. Janae Smith	37	2012-13
15. Hannah Spanich	36	2010-11
16. Marla Maupin	35	1984-85
17. Zora Skrabalova	33	2003-04
18. Simone Goods	33	2018-19
19. Candace Sykes	31	2011-12
20. Cathy Boswell	29	1979-80
21. Caryn Brune	28	1991-92
Kenyatta Shelton	28	2010-11
23. Kenyatta Shelton	27	2008-09
24. Ashleen Bracey	24	2009-10
Candace Sykes	24	2012-13
26. Kenyatta Shelton	23	2007-08
Lashawn Johnson	23	2006-07
Kristi Larson	23	1999-2000
Caryn Brune	23	1990-91
Cathy Boswell	23	1982-83
Cathy Boswell	23	1980-81

BLOCKS PER GAME (minimum 20 games)

NAME	GMS	BLK	AVG.	YEAR
1. Hannah Green	26	75	2.9	2016-17
2. Leslie Ferrell	30	72	2.4	1987-88
3. Nicolle Lewis	35	78	2.2	2008-09
4. Hannah Green	29	58	2.0	2017-18
5. Leslie Ferrell	31	57	1.8	1988-89
6. Leslie Ferrell	27	48	1.8	1986-87
7. Nicolle Lewis	33	57	1.7	2006-07
Kate Bullman	33	55	1.7	2021-22
9. Kate Bullman	33	50	1.5	2022-23
10. Kristi Larson	27	39	1.4	2001-02

BLOCK RECORDS

CAREER

BLOCKS

NAME	BLOCKS	YEARS
1. Nicolle Lewis	260	2005-10
2. Leslie Ferrell	177	1986-89
3. Hannah Green	133	2016-18
4. Kate Bullman	125*	2020-present
5. Kenyatta Shelton	96	2006-09, 11
6. Cathy Boswell	95	1979-83
7. Caryn Brune	90	1989-93
8. Kristi Larson	83	1998-2001
9. Marla Maupin	68	1981-85
10. Candace Sykes	63	2010-13
11. Lashawn Johnson	59	2004-07
12. Ashleen Bracey	55	2006-10
Hannah Spanich	55	2009-11
14. Simone Goods	51	2017-19
15. Megan Talbot	51	2016-20
16. Zora Skrabalova	47	2003-04
DeAnna Wilson	47*	2020-present
18. Valarie Trame	42	1994-98
19. Sharon Blade	41	2000-03
20. Melanie Ward	40	1991-96
21. Juli Stiles	39	1983-87
LuAnn Robinson	39	1987-91
Candace Sykes	39	2010-12
24. Octavia Crump	38	2012-16
25. Michelle Harakas	33	2001-05
Kay Schroeder	33	1992-96

BLOCKS PER GAME (minimum 50 games)

NAME	GMS	BLK	AVG.
YEARS			
1. Hannah Green	55	133	2.4
2. Leslie Ferrell	88	177	2.0
3. Nicolle Lewis	145	260	1.8
4. Kate Bullman	90	123	1.4
5. Simone Goods	53	51	1.0
6. Caryn Brune	100	90	0.9
7. Kristi Larson	100	83	0.8
8. Zora Skrabalova	57	47	0.8
9. Cathy Boswell	121	95	0.8
10. Hannah Spanich	71	55	0.8
11. Kenyatta Shelton	124	96	0.8
12. Sharon Blade	73	41	0.6
13. Candace Sykes	65	39	0.6
14. Marla Maupin	123	68	0.6
15. Candace Sykes	98	63	0.6
16. Lashawn Johnson	66	52	0.5
17. DeAnna Wilson	88	47	0.5
18. Ashleen Bracey	119	55	0.5
19. Megan Talbot	109	51	0.5
20. Melanie Marcy	55	24	0.4
21. Holly Hallstrom	59	24	0.4
22. Valarie Trame	108	42	0.4
23. JoAnna Stuelke	80	31	0.4
24. Veda Sargent	69	26	0.4
25. Tammy Kocher	87	32	0.4



NICOLLE LEWIS



HANNAH GREEN

STEAL RECORDS



DENISE NORTON



JENNY SCHMIDT

GAME

1. Cathy Beesley 11 at Bradley 1/24/85
2. Denise Norton 9 Drake 3/5/82
3. Kristi Cirone 8 Wichita State 2/21/08
- Kristi Cirone 8 Wichita State 1/22/06
- Cathy Beesley 8 Louisville 12/10/83

ANNUAL STEALS LEADERS

1979-80	Denise Norton	95
1980-81	Cathy Boswell	72
1981-82	Kay Robbins	70
1982-83	Cathy Boswell	65
1983-84	Cathy Beesley *	92
1984-85	Cathy Beesley *	84
1985-86	Juli Stiles	57
1986-87	Pam Tanner	70
1987-88	Pam Tanner	95
1988-89	Pam Tanner	98
1989-90	Shannon Fulton	57
1990-91	Tami Baalke	84
1991-92	Tami Baalke	67
1992-93	Courtney Porter	71
1993-94	Sherri McNamara	46
1994-95	Melanie Ward	45
1995-96	Jenny Schmidt	58
1996-97	Jenny Schmidt	61
1997-98	Jenny Schmidt	70
1998-99	Jenny Schmidt	60
1999-2000	Steph Reichle	57
2000-01	Taren O'Brien	32
2001-02	Steph Reichle	50
2002-03	Jaci McCormack	33
2003-04	Jaci McCormack	77
2004-05	Jaci McCormack	66
2005-06	Kristi Cirone/Amber Shelton	45
2006-07	Kristi Cirone	58
2007-08	Kristi Cirone	80
2008-09	Kristi Cirone	79
2009-10	Ashleen Bracey	45
2010-11	Amanda Clifton	88
2011-12	Jamie Russell	82
2012-13	Jamie Russell	92
2013-14	Lindsay Smith	33
2014-15	Octavia Crump	35
2015-16	Octavia Crump	53
2016-17	Brechelle Beachum	70
2017-18	Paige Saylor *	73
2018-19	Paige Saylor	43
2019-20	Juliunn Redmond	54
2020-21	Terrion Moore	50
2021-22	Juliunn Redmond	40

* Led the conference

Denotes current player

CLASS LEADERS

STEALS

Freshman	Cathy Boswell	75	1979-80
Sophomore	Tami Baalke	84	1990-91
Junior	Pam Tanner	95	1987-88
Senior	Pam Tanner	98	1988-89

STEALS PER GAME

Freshman	Steph Reichle	16	.57	3.6	1999-00
Sophomore	Tami Baalke	28	.84	3.0	1990-91
Junior	Pam Tanner	31	.95	3.1	1987-88
Senior	Pam Tanner	31	.98	3.2	1988-89

SEASON

NAME	STEALS	YEAR
1. Pam Tanner	98	1988-89
2. Pam Tanner	95	1987-88
Marche Harris	95	1979-80
Denise Norton	95	1979-80
5. Cathy Beesley	92	1983-84
Jamie Russell	92	2010-13
7. Amanda Clifton	88	2010-11
8. Tami Baalke	84	1990-91
Cathy Beesley	84	1984-85
10. Jamie Russell	82	2011-12
11. Kristi Cirone	80	2007-08
12. Kristi Cirone	79	2008-09
13. Jaci McCormack	77	2003-04
14. Cathy Boswell	75	1979-80
15. Maria Maupin	73	1984-85
Paige Saylor	73	2017-18
17. Cathy Boswell	72	1980-81
18. Courtney Porter	71	1992-93
19. Kay Robbins	70	1981-82
Pam Tanner	70	1986-87
Jenny Schmidt	70	1997-98
Brechelle Beachum	70	2016-17
23. Taren O'Brien	69	2003-04
Denise Norton	69	1981-82
25. Denise Norton	68	1980-81

STEALS PER GAME (minimum 20 games)

NAME	GMS	STL	AVG.	YEARS
1. Pam Tanner	31	98	3.16	1988-89
2. Pam Tanner	31	95	3.06	1987-88
3. Tami Baalke	28	84	3.00	1990-91
4. Cathy Beesley	31	92	2.97	1983-84
5. Cathy Beesley	29	84	2.90	1984-85
6. Marche Harris	33	95	2.88	1979-80
Denise Norton	33	95	2.88	1979-80
8. Courtney Porter	25	71	2.84	1992-93
9. Jaci McCormack	29	77	2.66	2003-04
10. Jamie Russell	35	92	2.63	2012-13

STEAL RECORDS

CAREER

NAME	STEALS	YEAR
1. Pam Tanner.....	309.....	1985-89
2. Cathy Boswell.....	268.....	1979-83
3. Kristi Cirone.....	262.....	2005-09
4. Jenny Schmidt.....	249.....	1995-99
5. Denise Norton.....	232.....	1978-82
6. Cathy Beesley.....	231.....	1980-85
7. Tami Baalke.....	228.....	1989-93
8. Jaci McCormack.....	193.....	2000-01, 02-05
9. Tammy Turner.....	187.....	1982-86
10. Juli Stiles.....	177.....	1983-87
11. Char Govan.....	175.....	1985-90
12. Jamie Russell.....	174.....	2012-13
13. Taren O'Brien.....	160.....	2000-04
14. Kristin Valdez.....	158.....	1994-98
15. Kay Robbins.....	156.....	1978-82
16. Marche Harris.....	153.....	1979-81
Paige Saylor.....	153.....	2017-21
18. Melanie Ward.....	152.....	1991-96
19. Corinne Vossell.....	151.....	1994-98
20. Amanda Clifton.....	149.....	2007-11
21. Marla Maupin.....	148.....	1981-85
22. Dawn Hallett.....	147.....	1980-84
23. Steph Reichle.....	139.....	1999-2003
24. Courtney Porter.....	138.....	1990-94
25. Shannon Fulton.....	132.....	1987-91



PAM TANNER

STEALS PER GAME (minimum 50 games)

NAME	GMS	STL	AVG.	YEARS
1. Pam Tanner.....	116.....	309.....	2.7.....	1985-89
2. Jamie Russell.....	67.....	174.....	2.6.....	2011-13
3. Tami Baalke.....	98.....	228.....	2.3.....	1989-93
4. Courtney Porter.....	62.....	138.....	2.2.....	1990-94
5. Marche Harris.....	69.....	153.....	2.2.....	1979-81
6. Cathy Boswell.....	121.....	268.....	2.2.....	1979-83
7. Jenny Schmidt.....	114.....	249.....	2.2.....	1995-99
8. Cathy Beesley.....	111.....	231.....	2.1.....	1980-85
9. Kristi Cirone.....	129.....	262.....	2.0.....	2005-09
10. Steph Reichle.....	73.....	139.....	1.9.....	1999-2003
11. Denise Norton.....	129.....	232.....	1.8.....	1978-82
12. Jaci McCormack.....	110.....	193.....	1.8.....	2000-01, 02-05
13. Tammy Turner.....	111.....	187.....	1.7.....	1982-86
Brechelle Beachum.....	61.....	101.....	1.7.....	2015-17
15. Amber Shelton.....	59.....	92.....	1.6.....	2004-06
16. Juli Stiles.....	115.....	177.....	1.5.....	1983-87
17. Taren O'Brien.....	108.....	160.....	1.5.....	2000-04
18. Juliann Redmond.....	85.....	125.....	1.5.....	2019-22
19. TeTe Maggett.....	58.....	84.....	1.4.....	2018-20
20. Char Govan.....	121.....	175.....	1.4.....	1985-90
21. Paige Saylor.....	107.....	153.....	1.4.....	2017-21
21. Kristin Valdez.....	111.....	158.....	1.4.....	1994-98
22. Dawn Hallett.....	104.....	147.....	1.4.....	1980-84
23. Corinne Vossell.....	113.....	151.....	1.3.....	1994-98
24. Melanie Ward.....	118.....	152.....	1.3.....	1991-96
25. Kay Robbins.....	127.....	156.....	1.2.....	1978-82

MISCELLANEOUS RECORDS

GAMES PLAYED

SEASON

1. Ashleen Bracey	36	2009-10
Amanda Clifton	36	2009-10
Maggie Krick	36	2009-10
Nicolle Lewis	36	2009-10
Hannah Spanich	36	2009-10
Deb Benak	36	1980-81
Cathy Boswell	36	1980-81
Marche Harris	36	1980-81
Denise Norton	36	1980-81
Kay Robbins	36	1980-81
Veda Sargent	36	1980-81
12. 20 Players	35	

CAREER

1. Nicolle Lewis	145	2005-10
2. Alexis Jenkins	137	2009-13
3. Maggie Krick	136	2006-10
Amanda Clifton	136	2007-11
5. Shala Jackson	135	2007-11
6. Deb Benak	133	1979-83
7. Katie Broadway	132	2008-12
8. Denise Norton	129	1978-82
Kristi Ciron	129	2008-09
10. Kay Robbins	127	1978-82
11. Tiffany Hudson	125	2004-08
12. Kenyatta Shelton	124	2006-09, 11
Mary Crompton	124	2018-23
14. Marla Maupin	123	1981-85
15. Shannon Fulton	122	1987-91
16. Taylor Stewart	121	2013-17
LuAnn Robinson	121	1987-91
Char Govan	121	1985-90
Cathy Boswell	121	1979-83

GAMES STARTED

SEASON

1. Ashleen Bracey	36	2009-10
Amanda Clifton	36	2009-10
Maggie Krick	36	2009-10
Nicolle Lewis	36	2009-10
Cathy Boswell	36	1980-81
6. Kristi Ciron	35	2008-09
Amanda Clifton	35	2010-11
Emily Hanley	35	2010-11
Kenyatta Shelton	35	2010-11
Jamie Russell	35	2012-13
11. Veda Sargent	34	1980-81

CAREER

1. Maggie Krick	132	2006-10
2. Nicolle Lewis	130	2005-10
3. Kristi Ciron	129	2005-09
4. LuAnn Robinson	118	1987-91
5. Mary Crompton	115	2018-present
6. Jenny Schmidt	112	1995-99
7. Katie Donovan	102	2001-05
8. Pam Tanner	101	1985-89
9. Ashleen Bracey	100	2006-10
10. Melanie Ward	98	1991-96
11. Tami Baalke	95	1989-93
12. Cathy Beesley	94	1980-85
13. Dawn Hallett	91	1980-84
14. Cindy Kaufmann	88	1987-91
15. Cathy Boswell	87	1979-83

DOUBLE-DOUBLES

SEASON

1. Marla Maupin	17	1984-85
2. Cathy Boswell	16	1980-81
3. Cathy Boswell	15	1979-80
4. Cathy Boswell	12	1982-83
Caryn Brune	12	1991-92
Caryn Brune	12	1992-93
Holly Hallstrom	12	2005-06
Charlotte Lewis	12	1977-78
9. Ashleen Bracey	9	2009-10
Nicolle Lewis	9	2009-10
Caryn Brune	9	1990-91
11. Char Govan	8	1989-90
Marla Maupin	8	1983-84
Pat McKinzie	8	1977-78
Pat McKinzie	8	1978-79
Kay Robbins	8	1981-82
Kenyatta Shelton	8	2006-07
Melanie Ward	8	1995-96
Janae Smith	8	2012-13
Simone Goods	8	2018-19
DeAnna Wilson	8	2021-22
DeAnna Wilson	8	2022-23
21. Nicolle Lewis	7	2008-09
Ashleen Bracey	7	2007-08
DeAnna Wilson	7	2022-23
24. Corinne Vossel	6	1997-98
Melanie Ward	6	1994-95
Candace Sykes	6	2011-12
Candace Sykes	6	2012-13

CAREER

1. Cathy Boswell	48	1979-83
2. Caryn Brune	33	1989-93
3. Marla Maupin	26	1981-85
4. Ashleen Bracey	21	2006-10
5. Nicolle Lewis	19	2005-10
6. Melanie Ward	18	1992-97
DeAnna Wilson	18	2020-present
8. Char Govan	16	1985-90
Pat McKinzie	16	1975-79
10. Holly Hallstrom	13	2004-06
Charlotte Lewis	12	1974-78
Kay Robbins	12	1978-82
Corinne Vossel	12	1994-98
Candace Sykes	12	2011-13
Simone Goods	12	2017-19
16. Kenyatta Shelton	10	2006-10
17. Veda Sargent	8	1979-81
Zora Skrabalova	8	2002-04
Juli Stiles	8	1983-87
Susan Wellman	8	1984-88
Janae Smith	8	2012-13
Leslie Ferrell	7	1986-89
Sherri McNamara	7	1990-94
Kay Schroeder	7	1992-96
Octavia Crump	7	2012-16
Juliunn Redmond	7	2019-22

TRIPLE-DOUBLES

1. Tami Baalke at Western Illinois 2/22/91
15 points, 10 rebounds, 11 assists
2. Cathy Beesley at Bradley 1/24/85
15 points, 15 assists, 11 steals

MISCELLANEOUS RECORDS

ANNUAL MINUTES PLAYED AVERAGE LEADERS

1984-85 Maria Maupin	36.2
1985-86 Tammy Turner	32.5
1986-87 Pam Tanner	39.0
1987-88 Pam Tanner	33.9
1988-89 Pam Tanner	36.8
1989-90 Tami Baalke	36.0
1990-91 Tami Baalke	35.9
1991-92 Tami Baalke	37.6
1992-93 Courtney Porter	33.0
1993-94 Melanie Ward	30.9
1994-95 Melanie Ward	31.6
1995-96 Jenny Schmidt	32.9
1996-97 Jenny Schmidt	36.5
1997-98 Jenny Schmidt	39.0
1998-99 Jenny Schmidt	37.8
1999-2000 Nadia Peruch	28.7
2000-01 Nadia Peruch	30.0
2001-02 Taren O'Brien	29.8
2002-03 Taren O'Brien	28.6
2003-04 Katie Donovan	36.3
2004-05 Megan McCracken	33.2
2005-06 Kristi Cirone	34.9
2006-07 Kristi Cirone	34.5
2007-08 Kristi Cirone	34.1
2008-09 Kristi Cirone	34.9
2009-10 Maggie Krick	34.0
2010-11 Amanda Clifton	31.9
2011-12 Katie Broadway	36.1
2012-13 Jamie Russell	32.3
2013-14 Chloe Nelson	33.6
2014-15 Katy Winge	35.6
2015-16 Shakeela Fowler	31.2
2016-17 Taylor Stewart	33.3
2017-18 Paige Saylor	37.9
2018-19 TeTe Maggett	34.1
2019-20 TeTe Maggett	34.0
2020-21 Juliunn Redmond	32.0
2021-22 Juliunn Redmond	34.6
2022-23 Paige Robinson	34.5

Denotes current player

GAME RECORDS

ATTENDANCE (HOME)

SINGLE GAME

1.	6,363	vs. UMSL (12/6/22)
2.	6,075	vs. California (4/1/10)
3.	4,627	vs. Indiana State (2/7/09)
4.	4,459	vs. Illinois (3/28/10)
5.	4,190	vs. Bradley (1/28/07)
6.	4,162	vs. Evansville (1/23/10)
	4,162	vs. Southern California (3/30/11)
8.	4,054	vs. Indiana State (2/5/11)
9.	4,049	vs. Evansville (2/2/07)
10.	3,818	vs. Missouri State (1/29/12)
11.	3,738	vs. Bradley (2/10/08)
12.	3,721	vs. Northern Iowa (1/4/96)
13.	3,581	vs. Indiana State (2/4/06)
14.	3,573	vs. Wichita State (1/27/12)
15.	3,500	vs. Saint Louis (12/20/18)
16.	3,457	vs. Drake (1/20/96)
17.	3,446	vs. Indiana (3/23/09)
18.	3,379	vs. Missouri State (2/26/12)
19.	3,114	vs. Creighton (2/10/13)
20.	3,112	vs. Drake (2/19/12)

SEASON / TOTAL

1.	2009-10	42,594
2.	2008-09	36,266
3.	2010-11	34,146
4.	1998-99	27,486
5.	2012-13	27,453
6.	2011-12	27,251
7.	2007-08	27,245
8.	2006-07	26,656
9.	1995-96	26,354
10.	2005-06	25,168
11.	2022-23	24,948
12.	2004-05	24,486
13.	2003-04	21,500
14.	1997-98	18,117
15.	1999-00	17,603
16.	2019-20	15,912
17.	1996-97	15,595
18.	1994-95	14,747
	1989-90	14,747
20.	1990-91	14,519

SEASON / GAME AVERAGE

1.	2009-10	2,506
2.	2008-09	2,418
3.	1995-96	2,196
4.	1998-99	2,114
5.	2007-08	1,946
6.	2005-06	1,936
7.	2010-11	1,897
8.	2022-23	1,782
9.	2006-07	1,777
10.	2011-12	1,703
11.	2004-05	1,691
12.	2012-13	1,615
13.	2003-04	1,536
14.	1997-98	1,510
15.	1999-20	1,250
16.	1994-95	1,248
17.	1990-91	1,117
18.	2019-20	1,016
19.	1989-90	1,053
20.	1991-92	911

POINTS (all 100-point games)

1.	111	Calvin	2/7/76
2.	108	Loyola-Chicago	3/2/78
3.	107	Eastern Illinois	3/2/90
	107	Northeastern Illinois	3/4/76
5.	106	James Madison	2/5/81
6.	104	Western Illinois	2/15/90
7.	103	Illinois-Chicago	11/20/82
	103	Western Illinois	3/2/78
9.	102	at Bradley (2 OT)	3/1/86
	102	Missouri State	3/3/84
	102	Bradley	1/28/84
12.	101	Eastern Illinois	11/28/06
	101	Western Illinois	12/28/88
	101	Wisconsin	12/5/76
15.	100	Northwestern State	3/15/89

FIELD GOALS

1.	50	Loyola-Chicago	2/2/78
2.	48	Western Illinois	2/20/85
3.	47	Western Illinois	12/28/87
	47	Bradley	1/28/84
	47	Illinois-Chicago	11/20/82
	47	at James Madison	2/5/81

FIELD GOAL ATTEMPTS

1.	96	Illinois-Chicago	12/1/78
	96	Illinois-Chicago	11/20/82
3.	95	St. Cloud State	12/7/79
4.	92	Western Illinois	2/20/85
	92	at Northern Iowa	2/1/84

FIELD GOAL PERCENTAGE

1.	662	Bradley	1/28/84
2.	661	Delta State	11/29/81
3.	651	at Indiana State	2/16/85
4.	650	at Drake	1/19/84
5.	638	at Northern Iowa	1/8/87

THREE-POINT FIELD GOALS

1.	16	Illinois	12/21/04
2.	15	Eastern Illinois	11/28/06
3.	14	at Missouri State	1/25/08
	14	Indiana State	1/20/23
5.	13	Six times	
		Last: Drake	2/20/21

THREE-POINT FIELD GOAL ATTEMPTS

1.	41	Air Force	11/26/03
2.	36	South Dakota State	11/19/09
3.	34	at Southern Illinois	2/14/04
4.	33	Indiana State	1/24/04
	33	Drake	1/15/17

THREE-POINT FIELD GOAL PERCENTAGE

1.	1.000	Six times	
		Last: Missouri State	2/17/94

GAME RECORDS

FREE THROWS

1.	32	Missouri	11/24/96
2.	31	Northern Iowa	1/2/04
	31	Bradley	3/7/96
	31	Maine	3/23/90
5.	29	UNC Greensboro	12/22/08

FREE THROW ATTEMPTS

1.	44	Northern Iowa	1/2/04
2.	43	at Illinois	12/10/94
3.	41	Indiana	1975
4.	40	UNC Greensboro	12/22/08
	40	Missouri	11/24/96

FREE THROW PERCENTAGE

1.	1.000	Nine times	
		Last: vs. Loyola Chicago	3/12/21

REBOUNDS

1.	66	Fairleigh-Dickinson	12/4/93
2.	62	Illinois-Chicago	11/20/82
3.	60	Western Illinois	1/19/82
4.	56	Six times	
		Last: Rice	3/15/07

OFFENSIVE REBOUNDS

1.	24	Illinois-Chicago	12/8/96
	24	Butler	12/22/14
3.	23	vs. Loyola	11/29/07
4.	22	Evansville	3/8/08
	22	vs. Drake	3/16/08
	22	Western Illinois	2/15/90

DEFENSIVE REBOUNDS

1.	47	Western Illinois	1/19/89
2.	44	Rice	3/15/07
3.	43	Marquette	12/11/92
4.	42	vs. Saint Xavier	12/6/20
5.	41	3 times	

..... Last: at Evansville..... 1/8/97

ASSISTS

1.	32	at Western Illinois	2/15/90
	32	at Indiana State	2/16/85
	32	Indiana State	1/19/85
4.	31	Western Illinois	12/30/87
	31	Illinois	2/23/82

ASSIST-TO-TURNOVER RATIO

1.	3.86	at Eastern Illinois	1/20/83
2.	3.63	at Southern Illinois	1/4/90
3.	3.29	vs. Oregon State	3/26/82
4.	3.00	vs. Missouri State	3/3/84
	3.00	at Southern Illinois	2/14/04
	3.00	vs. Utah	3/24/84

BLOCKS

1.	12	Indiana State	1/20/87
	12	Omaha	12/17/20
3.	11	Rice	3/15/07
		Five Times	
		Last: at Missouri State	1/20/17

STEALS

1.	31	Valparaiso	1/10/87
2.	21	Western Illinois	2/20/85
3.	20	Bradley	2/23/85
	20	at Bradley	1/24/85
	20	at Wichita State	2/4/84
	20	Illinois-Chicago	3/2/80

TEAM RECORDS

POINTS

1.	1980-81	2,717
2.	2008-09	2,539
3.	2007-08	2,537
4.	1989-90	2,490
5.	2009-10	2,485
6.	1979-80	2,431
7.	1988-89	2,389
8.	2006-07	2,377
	2010-11	2,377
10.	1987-88	2,341

SCORING AVERAGE

1.	1989-90	77.8
2.	1988-89	77.1
3.	2007-08	76.9
4.	1976-77	76.4
5.	1984-85	75.6
6.	1987-88	75.5
7.	1980-81	75.5
8.	1983-84	75.4
9.	1977-78	74.6
10.	1990-91	74.0

FIELD GOALS

1.	1980-81	1,138
2.	1979-80	1,074
3.	1981-82	1,040
4.	1983-84	1,037
5.	1989-90	998
6.	2007-08	951
7.	1984-85	950
8.	1982-83	946
9.	1987-88	941
10.	2008-09	938

FIELD GOAL ATTEMPTS

1.	1980-81	2,405
2.	1981-82	2,353
3.	1975-76	2,299
4.	1979-80	2,297
5.	2008-09	2,139
6.	2012-13	2,109
7.	1989-90	2,087
8.	1976-77	2,057
9.	2007-08	2,039
10.	1983-84	2,038

FIELD GOAL PERCENTAGE

1.	2000-01	(611-1,192)	513
2.	1983-84	(1,037-2,038)	509
3.	1984-85	(950-1,915)	496
4.	1987-88	(941-1,937)	486
5.	1988-89	(904-1,882)	480
6.	1982-83	(946-1,973)	479
7.	1989-90	(998-2,087)	478
8.	1986-87	(798-1,671)	478
9.	1980-81	(1,138-2,405)	473
10.	1979-80	(1,074-2,297)	468

THREE-POINT FIELD GOALS

1.	2022-23	244
2.	2004-05	221
3.	2003-04	220
4.	2009-10	211
5.	2011-12	206
6.	2006-07	200
7.	2007-08	194
8.	2008-09	184
9.	2019-20	179
10.	2021-22	173

THREE-POINT FIELD GOAL ATTEMPTS

1.	2003-04	684
2.	2022-23	665
3.	2004-05	645
4.	2016-17	587
5.	2009-10	579
6.	2008-09	565
7.	2006-07	563
8.	2011-12	553
9.	2007-08	539
10.	2021-22	525

THREE-POINT FIELD GOAL PERCENTAGE

1.	1989-90	(103-260)	396
2.	1997-98	(105-267)	393
3.	2011-12	(206-553)	373
4.	2020-21	(159-430)	370
5.	2022-23	(244-665)	367
6.	2009-10	(211-579)	364
7.	1988-89	(83-228)	364
8.	2007-08	(194-539)	360
9.	2006-07	(200-563)	355
10.	2004-05	(221-645)	343
	2019-20	(179-522)	343

FREE THROWS

1.	2010-11	510
2.	1988-89	498
3.	2009-10	488
4.	2008-09	479
5.	2018-19	447
6.	2007-08	441
	1980-81	441
	2022-23	441
9.	1987-88	439
10.	2012-13	437

FREE THROW ATTEMPTS

1.	2010-11	760
2.	1988-89	662
3.	2008-09	651
4.	1980-81	636
5.	2018-19	633
6.	2013-14	617
7.	2009-10	606
	1987-88	606
9.	2006-07	601
10.	2022-23	598

FREE THROW PERCENTAGE

1.	2009-10	(488-606)	805
2.	2021-22	(428-566)	756
3.	1988-89	(498-662)	752
4.	1989-90	(391-522)	749
5.	2012-13	(437-584)	748
6.	2007-08	(441-596)	740
7.	2022-23	(441-598)	737
8.	2008-09	(479-651)	736
9.	1990-91	(414-567)	730
10.	2003-04	(406-557)	729

REBOUNDS

1.	2008-09	1,437
2.	1980-81	1,404
3.	2012-13	1,413
4.	2009-10	1,394
5.	2010-11	1,368
6.	1975-76	1,356
7.	2006-07	1,346
8.	1981-82	1,313
9.	2007-08	1,308
10.	1995-96	1,249

REBOUNDING AVERAGE

1.	1975-76	45.2
2.	1976-77	43.2
3.	2008-09	41.1
4.	2006-07	40.8
5.	2012-13	40.4
6.	2007-08	39.6
7.	1994-95	39.4
8.	1982-83	39.3
9.	1996-97	39.2
10.	2010-11	39.1

OFFENSIVE REBOUNDS

1.	2012-13	446
2.	2008-09	444
3.	2010-11	439
4.	2007-08	409
5.	2009-10	396
6.	2016-17	392
7.	2015-16	380
8.	1989-90	378
9.	2002-03	376
10.	2011-12	365
	2013-14	365

DEFENSIVE REBOUNDS

1.	2009-10	998
2.	2008-09	993
3.	2012-13	967
4.	2010-11	929
5.	2006-07	913
6.	1995-96	904
7.	2007-08	899
8.	2011-12	836
9.	1988-89	835
10.	1989-90	824

TEAM RECORDS

ASSISTS

1.	1989-90	634
2.	1980-81	612
3.	2007-08	580
4.	1981-82	551
5.	1979-80	545
6.	1996-96	538
7.	2008-09	537
8.	1988-89	535
9.	2006-07	520
10.	2009-10	504

STEALS

1.	1979-80	385
2.	1984-85	360
3.	1983-84	357
4.	1987-88	342
	1980-81	342
6.	1995-96	329
7.	1985-86	319
8.	1981-82	310
9.	1994-95	301
10.	2010-11	288

ASSISTS PER GAME

1.	1989-90	19.8
2.	1990-91	17.9
3.	2007-08	17.6
4.	1988-89	17.3
5.	1980-81	17.0
6.	1991-92	16.9
7.	1995-96	16.8
8.	1979-80	16.5
9.	2003-04	16.4
10.	1992-93	16.4

STEALS PER GAME

1.	1984-85	12.4
2.	1979-80	11.7
3.	1983-84	11.5
4.	1985-86	11.4
5.	1994-95	11.1
6.	1987-88	11.0
7.	1997-98	10.4
8.	1995-96	10.3
9.	1996-97	10.0
	1993-94	10.0

ASSIST-TO-TURNOVER RATIO

1.	2007-08	1.29
2.	1989-90	1.19
3.	2008-09	1.14
4.	1983-84	1.08
5.	2022-23	1.00
6.	1988-89	0.99
7.	2006-07	0.99
8.	1990-91	0.97
9.	2011-12	0.92
10.	2003-04	0.91
	1984-85	0.91

BLOCKS

1.	2008-09	152
2.	2009-10	148
3.	2022-23	143
4.	2012-13	136
5.	2010-11	132
6.	2016-17	131
7.	2006-07	127
8.	2007-08	121
9.	2017-18	110
10.	2021-22	104

BLOCKS PER GAME

1.	2022-23	4.3
	2008-09	4.3
3.	2016-17	4.2
4.	2009-10	4.1
5.	2012-13	3.9
6.	2006-07	3.8
	2010-11	3.8
8.	2007-08	3.7
	2017-18	3.7
10.	1986-87	3.3

CEFCU ARENA RECORDS

ILLINOIS STATE INDIVIDUAL

Points.....	43	Caryn Brune vs. Marquette.....	12/11/92
FG Made.....	16	Twice (Caryn Brune vs. Marquette).....	12/11/92
FG Attempts.....	25	Twice (Kellie Johnson vs. Drake).....	2/27/00
3-Point FG Made.....	7	Megan McCracken vs. Eastern Illinois.....	11/28/06
3-Point FG Attempts.....	7	Taylor Stewart vs Valparaiso.....	11/19/16
Free Throws Made.....	15	Three times (Lexi Wallen vs. Loyola Chicago).....	2/14/20
Free Throw Attempts.....	17	Kristi Cirone vs. South Alabama.....	11/28/05
Rebounds.....	22	Kenyatta Shelton vs. Illinois-Chicago.....	12/4/10
Offensive Rebounds.....	9	Twice (Caryn Brune vs. Western Illinois.....	3/4/92
Defensive Rebounds.....	16	Steph Reichle vs. Creighton.....	1/12/02
Assists.....	12	Three times (Kristi Cirone vs. Eastern Illinois).....	11/28/06
Assist/Turnover Ratio.....	10-0	Kristi Cirone vs. Miami (Ohio).....	12/9/06
Blocks.....	8	Kate Bullman vs. Evansville.....	2/4/22
Steals.....	8	Twice (Kristi Cirone vs. Wichita State).....	2/21/08

OPPONENT INDIVIDUAL

Points.....	39	Jackie Stiles, Missouri State.....	2/3/00
FG Made.....	13	Three times (Jill Martin, Drake).....	1/31/08
FG Attempts.....	26	Amy Walker, Indiana State.....	2/19/93
3-Point FG Made.....	7	Three times (Nadine Brandt, Northern Iowa).....	1/11/98
3-Point FG Attempts.....	15	Karen Powell, Southern Illinois.....	2/19/94
Free Throws Made.....	15	Taylor Johnson, Central Michigan.....	3/17/11
Free Throw Attempts.....	17	Taylor Johnson, Central Michigan.....	3/17/11
Rebounds.....	23	Dejeanette Flournoy, Illinois-Chicago.....	12/14/03
Defensive Rebounds.....	17	Dejeanette Flournoy, Illinois-Chicago.....	12/14/03
Assists.....	13	Shalana Taylor, UTÉP.....	12/19/04
Blocks.....	10	Erica Brown, Eastern Illinois.....	12/11/16
Steals.....	9	Tammy Van Oppen, South Florida.....	12/31/93

CEFCU ARENA FIRSTS

Opponent.....	Western Illinois (1/19/89)
Result.....	W, 89-51
Attendance.....	1,041
Halftime Score.....	Illinois State 45, Western Illinois 17
Leading Scorer.....	20, Robin Hasemann (Western Illinois)
Leading Rebounder.....	10, Pam Tanner & Leslie Ferrell (ISU)
Foul Out.....	Gail Dlask (Western Illinois)
Field Goal.....	Gail Dlask (Western Illinois)
Field Goal Attempt.....	Gail Dlask (Western Illinois)
Three-Point Field Goal.....	Shannon Fulton (ISU)
Three-Point Field Goal Attempt.....	Shannon Fulton (ISU)
Free Throw.....	Pam Tanner (ISU)
Free Throw Attempt.....	Leslie Ferrell (ISU)
Assist.....	Yolanda Irby (Western Illinois)
Steal.....	Gail Dlask (Western Illinois)
Foul.....	Gail Dlask (Western Illinois)

CEFCU ARENA RECORDS

ILLINOIS STATE TEAM

Points.....	107	vs. Eastern Illinois.....	3/2/90
FG Made.....	46	vs. Western Illinois.....	2/15/90
FG Attempts.....	88	vs. Western Illinois.....	2/15/90
FG %.....	622	vs. Missouri State.....	1/9/92
3-Point FG Made.....	16	vs. Illinois.....	12/21/04
3-Point FG Attempts.....	41	vs. Air Force.....	11/26/03
3-Point FG %.....	1,000	Four times (vs. Missouri State).....	2/17/94
Free Throws Made.....	31	vs. Northern Iowa.....	1/2/04
Free Throw Attempts.....	44	vs. Northern Iowa.....	1/2/04
Free Throw %.....	923 (24-26)	Three times (vs. Southern Illinois).....	3/9/89
Rebounds.....	60	vs. Western Illinois.....	1/19/92
Offensive Rebounds.....	24	vs. Illinois-Chicago.....	12/8/96
Defensive Rebounds.....	47	vs. Western Illinois.....	1/19/89
Assists.....	29	vs. Eastern Illinois.....	11/28/06
Assist/Turnover Ratio.....	2.55	vs. Western Illinois.....	2/15/90
Blocks.....	12	vs. Omaha.....	12/17/20
Steals.....	19	vs. Minnesota.....	12/17/97

OPPONENT TEAM

FG Attempts.....	84	DePaul.....	12/28/14
FG %.....	655 (36-55)	Missouri State.....	2/11/93
Free Throws Made.....	32	Illinois.....	12/7/00
Free Throw Attempts.....	40	Illinois.....	12/7/00
Scoring.....	99	DePaul.....	12/28/14
Rebounds.....	60	Rice.....	3/15/07
Assist/Turnover Ratio.....	2.25	Missouri State.....	2/11/93
Blocks.....	13	Eastern Illinois.....	12/1/16
Steals.....	22	DePaul.....	12/28/14



SINGLE SEASON CONFERENCE RECORDS

INDIVIDUAL

POINTS

1.	Char Govan.....	1989-90	389
2.	Katie Donovan.....	2003-04	352
3.	Caryn Brune.....	1992-93	349
4.	Kristi Cirone.....	2006-07	348
5.	Paige Robinson.....	2022-23	347

SCORING AVERAGE

1.	Caryn Brune.....	1992-93	21.8
2.	Char Govan.....	1989-90	21.6
3.	Katie Donovan.....	2003-04	19.6
4.	Kristi Cirone.....	2006-07	19.3
5.	Kristi Cirone.....	2008-09	19.0

FIELD GOALS MADE

1.	Char Govan.....	1989-90	164
2.	Caryn Brune.....	1992-93	148
3.	Maria Maupin.....	1984-85	140
4.	Caryn Brune.....	1991-92	131
5.	Susan Wellman.....	1987-88	129

FIELD GOAL ATTEMPTS

1.	Caryn Brune.....	1992-93	290
2.	Char Govan.....	1989-90	286
	Katie Broadway.....	2011-12	286
4.	Jenny Schmidt.....	1998-99	272
5.	Paige Robinson.....	2022-23	262

FIELD GOAL PERCENTAGE (min. 50 made)

1.	Melanie Ward.....	1991-92	.664
2.	Susan Wellman.....	1987-88	.655
3.	Zora Skrabalova.....	2003-04	.635
4.	Tammy Kocher.....	1992-93	.608
5.	Maria Maupin.....	1983-84	.605

3-PT FIELD GOAL MADE

1.	Jenny Schmidt.....	1997-98	58
2.	Mary Crompton.....	2022-23	54
3.	Katie Broadway.....	2011-12	48
4.	Mary Crompton.....	2019-20	40
5.	Mary Crompton.....	2020-21	40

3-PT FIELD GOALS ATTEMPTS

1.	Katie Broadway.....	2011-12	133
2.	Mary Crompton.....	2022-23	123
3.	Candace Sykes.....	2012-13	118
4.	Katie Donovan.....	2003-04	115
5.	Jaci McCormack.....	2003-04	114

3-PT FIELD GOAL PERCENTAGE (min. 25 made)

1.	Jenny Schmidt.....	1997-98	.527
2.	Mary Crompton.....	2022-23	.439
3.	Kristi Cirone.....	2006-07	.427
4.	Mary Crompton.....	2020-21	.426
5.	Katie Broadway.....	2009-10	.425

FREE THROWS MADE

1.	Katie Donovan.....	2003-04	116
2.	Caryn Brune.....	1991-92	91
	Caryn Brune.....	1990-91	91
4.	Chloe Nelson.....	2013-14	90
5.	Kristi Cirone.....	2006-07	86

FREE THROW ATTEMPTS

1.	Katie Donovan.....	2003-04	144
2.	Caryn Brune.....	1990-91	143
3.	Caryn Brune.....	1991-92	132
4.	Chloe Nelson.....	2013-14	120
5.	Kristi Cirone.....	2006-07	114

FREE THROW PERCENTAGE (min. 50 made)

1.	Pam Tanner.....	1985-86	.892
2.	Kristi Cirone.....	2005-06	.869
3.	Nicolle Lewis.....	2007-08	.867
4.	Melanie Ward.....	1993-94	.859
5.	Juliann Redmond.....	2019-20	.851

REBOUNDS

1.	Maria Maupin.....	1984-85	213
2.	Caryn Brune.....	1991-92	203
3.	Holly Hallstrom.....	2005-06	191
4.	Caryn Brune.....	1990-91	167
5.	Caryn Brune.....	1992-93	160
	Char Govan.....	1989-90	160

REBOUNDING AVERAGE

1.	Maria Maupin.....	1984-85	11.8
2.	Caryn Brune.....	1991-92	11.3
3.	Holly Hallstrom.....	2005-06	10.6
4.	Caryn Brune.....	1992-93	10.0
5.	Caryn Brune.....	1990-91	9.3

OFFENSIVE REBOUNDS

1.	Holly Hallstrom.....	2005-06	66
2.	Caryn Brune.....	1990-91	60
3.	Caryn Brune.....	1991-92	58
4.	Viria Livingston.....	2017-18	52
5.	Viria Livingston.....	2015-16	50

DEFENSIVE REBOUNDS

1.	Caryn Brune.....	1991-92	155
2.	Candace Sykes.....	2011-12	127
3.	Holly Hallstrom.....	2005-06	125
4.	Caryn Brune.....	1992-93	117
5.	Ashleen Bracey.....	2009-10	114

ASSISTS

1.	Cathy Beesley.....	1984-85	135
2.	Cathy Beesley.....	1983-84	119
3.	Kristi Cirone.....	2008-09	113
4.	Pam Tanner.....	1988-89	110
5.	Jenny Schmidt.....	1996-97	104
	Pam Tanner.....	1986-87	104

ASSISTS PER GAME

1.	Cathy Beesley.....	1984-85	7.5
2.	Cathy Beesley.....	1983-84	6.6
3.	Kristi Cirone.....	2008-09	6.3
4.	Pam Tanner.....	1988-89	6.1
5.	Jenny Schmidt.....	1996-97	5.8
	Pam Tanner.....	1986-87	5.8

BLOCKS

1.	Hannah Green.....	2016-17	47
2.	Nicolle Lewis.....	2008-09	46
3.	Kate Bullman.....	2021-22	45
4.	Leslie Ferrell.....	1987-88	44
5.	Nicolle Lewis.....	2009-10	40

Blocks per game

1.	Hannah Green.....	2016-17	2.9
2.	Nicolle Lewis.....	2008-09	2.6
3.	Kate Bullman.....	2021-22	2.5
4.	Leslie Ferrell.....	1987-88	2.4
5.	Nicolle Lewis.....	2009-10	2.2

STEALS

1.	Pam Tanner.....	1988-89	65
2.	Kristi Cirone.....	2007-08	56
	Tami Baalke.....	1990-91	56
4.	Pam Tanner.....	1987-88	53
5.	Amanda Clifton.....	2010-11	52

STEALS PER GAME

1.	Pam Tanner.....	1988-89	3.6
2.	Kristi Cirone.....	2007-08	3.1
	Tami Baalke.....	1990-91	3.1
4.	Pam Tanner.....	1987-88	2.9
5.	Amanda Clifton.....	2010-11	2.9

SINGLE SEASON CONFERENCE RECORDS

TEAM

POINTS

1.	1984-85	1,458
2.	2022-23	1,436
3.	1987-88	1,429
4.	1983-84	1,417
5.	2007-08	1,413

SCORING AVERAGE

1.	1984-85	81.0
2.	1987-88	79.4
3.	1983-84	78.7
4.	2007-08	78.5
5.	1989-90	77.9

FIELD GOALS MADE

1.	1984-85	648
2.	1983-84	637
3.	1987-88	591
4.	1989-90	573
5.	1985-86	564

FIELD GOAL ATTEMPTS

1.	1984-85	1,242
2.	1983-84	1,193
3.	1989-90	1,185
4.	1985-86	1,171
5.	1987-88	1,162

FIELD GOAL PERCENTAGE

1.	1983-84	(637-1,193)	.533
2.	1984-85	(648-1,242)	.521
3.	1987-88	(591-1,162)	.509
4.	1991-92	(493-995)	.495
5.	1989-90	(573-1,185)	.484

3-PT FIELD GOALS MADE

1.	2022-23	159
2.	2003-04	131
3.	2004-05	117
4.	2019-20	114
5.	2011-12	109

3-PT FIELD GOAL ATTEMPTS

1.	2003-04	407
2.	2022-23	405
3.	2004-05	364
4.	2016-17	329
5.	2019-20	328

3-PT FIELD GOAL PERCENTAGE

1.	1997-98	(77-181)	.425
2.	2022-23	(159-405)	.393
3.	1995-96	(65-170)	.382
4.	1991-92	(17-45)	.378
5.	1989-90	(49-132)	.371

FREE THROWS MADE

1.	2013-14	291
2.	2003-04	271
	2022-23	271
4.	2007-08	264
	2019-20	264

FREE THROW ATTEMPTS

1.	2013-14	417
2.	1994-95	382
3.	2003-04	373
4.	2010-11	372
5.	2022-23	364

FREE THROW PERCENTAGE

1.	2009-10	(246-302)	.815
2.	2021-22	(255-333)	.766
3.	2007-08	(264-346)	.763
4.	1989-90	(207-272)	.761
5.	2012-13	(234-312)	.750

REBOUNDS

1.	2008-09	744
2.	2012-13	738
3.	2006-07	725
4.	2007-08	724
5.	1996-97	721

REBOUNDING AVERAGE

1.	2008-09	41.3
2.	2012-13	41.0
3.	2006-07	40.3
4.	2007-08	40.2
5.	1996-97	40.1

OFFENSIVE REBOUNDS

1.	2008-09	240
	2002-03	240
3.	2006-07	233
4.	2012-13	231
5.	2016-17	228

DEFENSIVE REBOUNDS

1.	1996-97	546
2.	1995-96	512
3.	2012-13	507
4.	2019-20	506
5.	2007-08	505

ASSISTS

1.	1989-90	369
2.	1991-92	332
3.	1984-85	330
4.	1995-96	331
5.	2007-08	315

ASSISTS PER GAME

1.	1989-90	20.5
2.	1991-92	18.4
	1995-96	18.4
4.	1984-85	18.3
5.	1992-93	17.8

BLOCKS

1.	2022-23	94
2.	2008-09	84
3.	2012-13	81
4.	2016-17	76
5.	2009-10	75

BLOCKS PER GAME

1.	2008-09	4.7
	2022-23	4.7
3.	2012-13	4.5
4.	2009-10	4.2
	2016-17	4.2

STEALS

1.	1984-85	234
2.	1995-96	206
	1987-88	206
	1985-86	206
5.	1994-95	200

STEALS PER GAME

1.	1984-85	13.0
2.	1995-96	11.4
	1987-88	11.4
	1985-86	11.4
5.	1994-95	11.1

CONFERENCE HISTORY

ALL-TIME CONFERENCE RESULTS

YEAR	PRESEASON	REGULAR SEASON	CONFERENCE
1983-84	3rd (1)	T-2nd	15-3
1984-85	1st (9)	1st	17-1
1985-86	3rd	3rd	12-6
1986-87	2nd	T-4th	10-8
1987-88	5th	T-1st	14-4
1988-89	2nd (3)	1st	16-2
1989-90	2nd (4)	T-1st	14-4
1990-91	3rd (2)	T-2nd	13-5
1991-92	3rd	T-3rd	11-7
1992-93	3rd (1)	6th	6-10
1993-94	7th	7th	5-11
1994-95	7th	T-7th	7-11
1995-96	7th	3rd	14-4
1996-97	4th (1)	T-2nd	13-5
1997-98	3rd	T-5th	9-9
1998-99	6th	9th	4-14
1999-2000	9th	T-9th	3-15
2000-01	9th	10th	3-15
2001-02	9th	9th	5-13
2002-03	9th	T-8th	5-13
2003-04	9th	5th	9-9
2004-05	3rd	8th	7-11
2005-06	7th	T-6th	7-11
2006-07	5th	2nd	13-5
2007-08	2nd (12)	T-1st	13-5
2008-09	1st (40)	1st	15-3
2009-10	2nd (6)	1st	16-2
2010-11	4th (2)	T-2nd	12-6
2011-12	6th	2nd	13-5
2012-13	3rd	3rd	13-5
2013-14	8th	T-6th	8-10
2014-15	8th	10th	2-16
2015-16	10th	7th	6-12
2016-17	8th	9th	4-14
2017-18	7th	6th	8-10
2018-19	5th	4th	11-7
2019-20	6th	4th	11-7
2020-21	5th	3rd	12-6
2021-22	4th	4th	12-6
2022-23	2nd	T-1st	17-3

ISU VS. THE FIELD

Illinois State's records against the Valley teams in the MVC
Tournament all-time:

Belmont	0-0
Bradley	4-0
Drake	2-5
Evansville	0-3
Indiana State	4-2
Missouri State	2-2
Murray State	1-0
Northern Iowa	3-3
Southern Illinois	5-4
UIC	0-0
Valparaiso	0-0
Western Illinois	1-0
Wichita State	0-3
TOTAL	24-26

REDBIRDS BY ROUND

Illinois State's record by round of the conference tournament:

First Round	1-2
Quarterfinals	12-12
Semifinals	9-8
Final	5-4
TOTAL	26-24

CONFERENCE TOURNAMENT RESULTS

1983 Gateway Tournament

Championship: Normal, Ill.

- March 5: Illinois State 76 - Western Illinois 60 **
- March 9: Illinois State 94 - Eastern Illinois 64 ***
- March 11: Illinois State 62 - Southern Illinois 54 ***

1988 Gateway Tournament

Championship: Normal, Ill.

- March 4: Illinois State 58 - Drake 54 ***
- March 9: Eastern Illinois 80 - Illinois State 79 ***

1989 Gateway Tournament

Championship: Normal, Ill.

- March 6: Illinois State 83 - Eastern Illinois 71 ***
- March 9: Illinois State 70 - Southern Illinois 53 ***

1990 Gateway Tournament

Championship: Carbondale, Ill.

- March 9: Illinois State 86 - Missouri State 79 (OT) ***
- March 10: Southern Illinois 71 - Illinois State 54 ***

1991 Gateway Tournament

Championship: Springfield, Mo.

- March 6: Southern Illinois 66 - Illinois State 42 ***

1992 Gateway Tournament

Championship: Springfield, Mo.

- March 11: Southern Illinois 78 - Illinois State 64 ***

1993 MVC Tournament

Championship: Springfield, Mo.

- March 4: Southern Illinois 88 - Illinois State 57 **

1994 MVC Tournament

Championship: Springfield, Mo.

- March 8: Creighton 75 - Illinois State 44 **

1995 MVC Tournament

Championship: Springfield, Mo.

- March 9: Drake 82 - Illinois State 63 **

1996 MVC Tournament

Des Moines, Iowa

- March 7: Illinois State 80 - Bradley 75 (OT) **
- March 8: Illinois State 64 - Southern Illinois 59 ***
- March 9: Missouri State 59 - Illinois State 56 ***

1997 MVC Tournament

Springfield, Mo.

- March 6: Wichita State 81 - Illinois State 53 **

1998 MVC Tournament

Springfield, Mo.

- March 5: Indiana State 67 - Illinois State 58 **

2003 MVC Tournament

Des Moines Iowa

- March 13: Creighton 70, Illinois State 54 **

2004 MVC Tournament

Springfield, Mo.

- March 11: Illinois State 77 - Indiana State 63 **
- March 12: Missouri State 93 - Illinois State 72 ***

CONFERENCE HISTORY

2005 MVC Tournament

Normal, Ill.

March 10: Illinois State 61 - Missouri State 57 **
March 11: Illinois State 58 - Northern Iowa 48 ***
March 12: Illinois State 72 - Indiana State 70 ****

2006 MVC Tournament

Springfield, Mo.

March 10: Northern Iowa 70 - Illinois State 62 **

2007 MVC Tournament

Des Moines, Iowa

March 9: Illinois State 75 - Bradley 60 **
March 10: Creighton 59 - Illinois State 56 ***

2008 MVC Tournament

St. Charles, Mo.

March 15: Illinois State 77 - Southern Illinois 65 **
March 15: Illinois State 68 - Creighton 60 **
March 16: Illinois State 70 - Drake 62 ****

2009 MVC Tournament

St. Charles, Mo.

March 13: Evansville 73 - Illinois State 60 **

2010 MVC Tournament

St. Charles, Mo.

March 12: Illinois State 76 - Indiana State 39 **
March 13: Northern Iowa 61 - Illinois State 59 **

2011 MVC Tournament

St. Charles, Mo.

March 11: Indiana State 80 - Illinois State 51**

2012 MVC Tournament

St. Charles, Mo.

March 9: Drake 56 - Illinois State 54 **

2013 MVC Tournament

St. Charles, Mo.

March 15: Illinois State 59 - Bradley 48 **
March 16: Illinois State 64 - Creighton 61 (OT) ***
March 17: Wichita State 69 - Illinois State 65 ****

2014 MVC Tournament

St. Charles, Mo.

March 14: Illinois State 65 - Northern Iowa 63 **
March 15: Wichita State 66 - Illinois State 50 ***

2015 MVC Tournament

St. Charles, Mo.

March 12: Evansville 55 - Illinois State 51 •

2016 MVC Tournament

Moline, Ill.

March 10: Evansville 61 - Illinois State 59 (OT) •

2017 MVC Tournament

Moline, Ill.

March 9: Illinois State 51 - Indiana State 44 •
March 10: Drake 64 - Illinois State 40 **

2018 MVC Tournament

Moline, Ill.

March 9: Illinois State 36 - Northern Iowa 56 **

2019 MVC Tournament

Moline, Ill.

March 15: Illinois State 61 - Bradley 55 **
March 16: Drake 65 - Illinois State 54 ***

2021 MVC Tournament

Moline, Ill.

March 12: Loyola Chicago 61 - Illinois State 60 **

2022 MVC Tournament

Moline, Ill.

March 11: Illinois State 68 - Loyola Chicago 52 **
March 12: Illinois State 50 - Southern Illinois 42 ***
March 13: Illinois State 50 - UNI 48 ****

2023 MVC Tournament

Moline, Ill.

March 10: Illinois State 75 - Murray State 73 **
March 11: Drake 74 - Illinois State 54 ***

No tournaments were held from 1984-86.

No tournament was held in 2020 due to COVID-19 pandemic.

• First Round

** Quarterfinals

*** Semifinals

**** Finals

ALL-TIME POSTSEASON TEAMS



1971-72 // 11-6



1972-73 // 17-5



1973-74 // 11-6



1974-75 // 14-9



1975-76 // 18-12



1976-77 // 20-6

ALL-TIME POSTSEASON TEAMS



1977-78 // 11-12
AIAW STATE CHAMPIONS



1980-81 // 28-8
AIAW STATE CHAMPIONS



1982-83 // 20-10
GATEWAY REGULAR SEASON AND TOURNAMENT CHAMPIONS



1984-85 // 23-6
GATEWAY REGULAR-SEASON CHAMPIONS



1987-88 // 20-11
GATEWAY REGULAR SEASON CO-CHAMPIONS



1988-89 // 23-8
GATEWAY REGULAR-SEASON AND TOURNAMENT CHAMPIONS
NCAA TOURNAMENT (SECOND ROUND)

ALL-TIME POSTSEASON TEAMS



1989-90 // 21-11
GATEWAY REGULAR-SEASON CHAMPIONS



2004-05 // 13-18
MVC TOURNAMENT CHAMPIONS



2006-07 // 21-11
WNIT (SECOND ROUND)



2007-08 // 26-7
MVC REGULAR-SEASON AND TOURNAMENT CHAMPIONS
NCAA TOURNAMENT (FIRST ROUND)



2008-09 // 27-8
MVC REGULAR-SEASON CHAMPIONS



2009-10 // 28-8
MVC REGULAR-SEASON CHAMPIONS

ALL-TIME POSTSEASON TEAMS



2010-11 // 24-11
WNIT (SEMIFINALS)



2011-12 // 19-13
WNIT (SECOND ROUND)



2012-13 // 24-11
WNIT (SECOND ROUND)



2020-21 // 16-9
WNIT (FIRST ROUND)



2021-22 // 19-14
MVC TOURNAMENT CHAMPIONS
NCAA TOURNAMENT (FIRST ROUND)



2022-23 // 24-9
MVC REGULAR SEASON CO-CHAMPIONS
WNIT (FIRST ROUND)

INDIVIDUAL NCAA RECORDS

POINTS

- 26.....Cathy Boswellat Kansas State (3/19/83)
- 25.....Cindy Kaufmannvs. Northwestern St. (3/15/89)
- 25.....Juliunn Redmondat Iowa (3/18/22)
- 22.....Kristi Cironevs. Oklahoma (3/23/08)
- 20.....Jaci McCormackvs. Baylor (3/19/05)
- 20.....Cindy Kaufmannat Stanford (3/18/89)
- 20.....Daphne Smithat Kansas State (3/19/83)
- 17.....Shala Jacksonvs. Oklahoma (3/23/08)
- 17.....Char Govan.....vs. Stanford (3/18/83)
- 16.....Three Players.....vs. Northwestern St. (3/15/89)

FIELD GOALS MADE

- 13.....Cathy Boswellat Kansas State (3/19/83)
- 10.....Cindy Kaufmannvs. Northwestern St. (3/15/89)
- 10.....Juliunn Redmondat Iowa (3/18/22)
- 8.....Cindy Kaufmannat Stanford (3/18/89)
- 7.....Kristi Cironevs. Oklahoma (3/23/08)
- 7.....Shala Jacksonvs. Oklahoma (3/23/08)
- 7.....Leslie Ferrellvs. Northwestern St. (3/15/89)
- 7.....Char Govan.....at Stanford (3/18/89)
- 7.....Cathy Beesley.....at Louisiana Tech (3/15/85)
- 7.....Daphne Smithat Kansas State (3/19/83)

FIELD GOAL ATTEMPTS

- 22.....Cathy Boswellat Kansas State (3/19/83)
- 21.....Juliunn Redmondat Iowa (3/18/22)
- 17.....Kristi Cironevs. Oklahoma (3/23/08)
- 16.....Cathy Beesley.....at Louisiana Tech (3/15/85)
- 15.....Cindy Kaufmannvs. Northwestern St. (3/15/89)
- 15.....Daphne Smithat Kansas State (3/19/83)
- 14.....Shala Jacksonvs. Oklahoma (3/23/08)
- 14.....Vicki Vaughanat Louisiana Tech (3/15/85)
- 12.....Cindy Kaufmannvs. Stanford (3/18/83)
- 12.....Leslie Ferrellvs. Northwestern St. (3/15/89)
- 12.....Mary Cromptonat Iowa (3/18/22)

FIELD GOAL PERCENTAGE (minimum 5 made)

- .714.....Pam Tanner (5-7)vs. Northwestern St. (3/15/89)
- .700.....Char Govan (7-10)at Stanford (3/18/89)
- .667.....Cindy Kaufmann (10-15)vs. NW St. (3/15/89)
- .667.....Cindy Kaufmann (8-12)at Stanford (3/18/89)
- .591.....Cathy Boswell (13-22)at Kansas St. (3/19/83)
- .583.....Leslie Ferrell (7-12)vs. NW St. (3/15/89)
- .545.....Ellen McGrew (6-11)vs. NW St. (3/15/89)
- .500.....Shala Jackson (7-14)vs. Oklahoma (3/23/08)
- .500.....LuAnn Robinson (5-10)vs. NW St. (3/15/89)
- .476.....Juliunn Redmond (10-21)at Iowa (3/18/22)

3-PT FIELD GOALS MADE

- 3.....Kristi Cironevs. Oklahoma (3/23/08)
- 3.....Jaci McCormackvs. Baylor (3/19/05)
- 3.....Cindy Kaufmannvs. Northwestern St. (3/15/89)
- 3.....Mary Cromptonat Iowa (3/18/22)
- 2.....Cindy Kaufmannat Stanford (3/18/89)
- 2.....Megan McCrackenvs. Baylor (3/19/05)

3-PT FIELD GOAL ATTEMPTS

- 11.....Mary Cromptonat Iowa (3/18/22)
- 7.....Kristi Cironevs. Oklahoma (3/23/08)
- 7.....Jaci McCormackvs. Baylor (3/19/05)
- 6.....Maggie Krickvs. Oklahoma (3/23/08)
- 6.....Katie Donovanvs. Baylor (3/19/05)
- 5.....Megan McCrackenvs. Baylor (3/19/05)
- 5.....Cindy Kaufmannvs. Northwestern St. (3/15/89)
- 4.....Cindy Kaufmannat Stanford (3/18/89)
- 3.....Amber Sheltonvs. Baylor (3/19/05)

3-PT FIELD GOAL PERCENTAGE (minimum 2 made)

- .600.....Cindy Kaufmann (3-5)vs. NW St. (3/15/89)
- .500.....Cindy Kaufmann (2-4)at Stanford (3/18/89)
- .429.....Kristi Cirone (3-7)vs. Oklahoma (3/23/08)
- .429.....Jaci McCormack (3-7)vs. Baylor (3/19/05)
- .400.....Megan McCracken (2-5)vs. Baylor (3/19/05)

FREE THROWS MADE

- 9.....Jaci McCormackvs. Baylor (3/19/05)
- 7.....Leslie Ferrellat Stanford (3/18/89)
- 6.....Susan Wellmanat Louisiana Tech (3/15/85)
- 6.....Daphne Smithat Kansas State (3/19/83)
- 5.....Kristi Cironevs. Oklahoma (3/23/08)
- 4.....Char Govan.....vs. Northwestern St. (3/15/89)
- 4.....Pam Tanner.....vs. Northwestern St. (3/15/89)
- 4.....Debbie Benakat Kansas State (3/19/83)
- 4.....Juliunn Redmondat Iowa (3/18/22)
- 4.....Maya Wongat Iowa (3/18/22)

FREE THROW ATTEMPTS

- 10.....Jaci McCormackvs. Baylor (3/19/05)
- 9.....Susan Wellmanat Louisiana Tech (3/15/85)
- 7.....Leslie Ferrellat Stanford (3/18/89)
- 6.....Kristi Cironevs. Oklahoma (3/23/08)
- 6.....Tiffany Hudsonvs. Oklahoma (3/23/08)
- 6.....Pam Tanner.....vs. Northwestern St. (3/15/89)
- 6.....Debbie Benakat Kansas State (3/19/83)
- 6.....Daphne Smithat Kansas State (3/19/83)
- 5.....Char Govan.....at Stanford (3/18/89)
- 5.....Juliunn Redmondat Iowa (3/18/22)

FREE THROW PERCENTAGE (minimum 3 made)

- 1.000.....Leslie Ferrell (7-7)at Stanford (3/18/89)
- 1.000.....Daphne Smith (6-6)at Kansas State (3/19/83)
- 1.000.....Char Govan (4-4)vs. NW St. (3/15/89)
- 1.000.....Ellen McGrew (3-3)vs. NW St. (3/15/89)
- 1.000.....Maya Wong (4-4)at Iowa (3/18/22)
- .900.....Jaci McCormack (9-10)vs. Baylor (3/13/05)
- .833.....Kristi Cirone (5-6)vs. Oklahoma (3/23/08)
- .800.....Juliunn Redmond (4-5)at Iowa (3/18/22)
- .667.....Pam Tanner (4-6)vs. NW St. (3/15/89)
- .667.....Cathy Beesley (2-3)at Louisiana Tech (3/15/85)
- .667.....Susan Wellman (6-9)at Louisiana Tech (3/15/85)
- .667.....Deb Benak (4-6)vs. Kansas State (3/19/83)

REBOUNDS

- 11.....Char Govan.....at Stanford (3/18/89)
- 9.....Kenyatta Shelton.....vs. Oklahoma (3/23/08)
- 9.....Cathy Boswellat Kansas State (3/19/83)
- 8.....Ellen McGrewvs. Northwestern St. (3/15/89)
- 8.....DeAnna Wilsonat Iowa (3/18/22)
- 7.....Susan Wellmanat Louisiana Tech (3/15/85)
- 7.....Leslie Ferrellvs. Northwestern St. (3/15/89)
- 6.....Leslie Ferrellvs. Stanford (3/18/83)
- 6.....Deb Benakvs. Kansas State (3/19/83)
- 6.....Daphne Smithvs. Kansas State (3/19/83)
- 6.....Mary Cromptonat Iowa (3/18/22)

ASSISTS

- 7.....Pam Tannerat Stanford (3/18/89)
- 5.....Pam Tannervs. Northwestern St. (3/15/89)
- 5.....Cathy Beesleyat Louisiana Tech (3/15/85)
- 4.....Kristi Cironevs. Oklahoma (3/23/08)
- 4.....Tiffany Hudsonvs. Oklahoma (3/23/08)
- 4.....Ellen McGrewvs. Northwestern St. (3/15/89)
- 4.....Leslie Ferrellvs. Northwestern St. (3/15/89)
- 4.....Cathy Boswellat Kansas State (3/19/83)
- 3.....Nine Players.....at Iowa (3/18/22)

INDIVIDUAL NCAA RECORDS

TURNOVERS

- 7..... Leslie Ferrell vs. Northwestern St. (3/15/89)
- 5..... Cathy Boswell at Kansas State (3/19/83)
5..... Juli Stiles at Louisiana Tech (3/15/85)
5..... Cathy Beesley at Louisiana Tech (3/15/85)
- 4..... Nine players vs. Oklahoma (3/23/08)

STEALS

- 5..... Cathy Beesley at Louisiana Tech (3/15/85)
- 3..... Char Govan vs. Northwestern St. (3/15/89)
3..... Pam Tanner at Stanford (3/18/89)
- 2..... Nine players at Iowa (3/18/22)

BLOCKS

- 4..... Leslie Ferrell vs. Northwestern St. (3/15/89)
- 2..... Tiffany Hudson vs. Oklahoma (3/23/08)
2..... Leslie Ferrell at Stanford (3/18/89)
2..... Daphne Smith at Kansas State (3/19/83)
- 1..... Eight Players at Iowa (3/18/22)

MINUTES PLAYED

- 40..... Daphne Smith at Kansas State (3/19/83)
40..... Cathy Beesley at Louisiana Tech (3/15/85)
40..... Pam Tanner vs. Northwestern St. (3/15/89)
- 39..... Kristi Cirone vs. Oklahoma (3/23/08)
39..... Cathy Boswell at Kansas State (3/19/83)
- 38..... Pam Tanner at Stanford (3/18/89)
- 36..... Tammy Turner at Louisiana Tech (3/15/85)
- 35..... Katie Donovan vs. Baylor (3/19/05)
35..... Maya Wong at Iowa (3/18/22)
- 34..... Ellen McGrew vs. Northwestern St. (3/15/89)
34..... Juliunn Redmond at Iowa (3/18/22)

INDIVIDUAL NCAA RECORDS - OPPONENTS

POINTS

1.	29..... Pam Hudson	Northwestern State (3/15/89)
2.	27..... Angie Bonner	Kansas State (3/19/83)
	27..... Caitlin Clark	Iowa (3/18/22)
4.	24..... Katy Steding.....	Stanford (3/18/89)
5.	21..... Sophia Young	Baylor (3/19/05)
6.	19..... Jennifer Azzi	Stanford (3/18/89)
7.	18..... Tori Harrison.....	Louisiana Tech (3/15/85)
	18..... Monika Czinano	Iowa (3/18/22)
9.	17..... Linda Grayson.....	Northwestern State (3/15/89)
	17..... Pam Gant.....	Louisiana Tech (3/15/85)

FIELD GOALS MADE

1.	13..... Pam Hudson	Northwestern State (3/15/89)
2.	10..... Katy Steding.....	Stanford (3/18/89)
3.	9..... Tori Harrison.....	Louisiana Tech (3/15/85)
	9..... Caitlin Clark	Iowa (3/18/22)
5.	8..... Angie Bonner	Kansas State (3/19/83)
	8..... Pam Gant.....	Louisiana Tech (3/15/85)
	8..... Jennifer Azzi	Stanford (3/18/89)
8.	7..... Abiola Wabara	Baylor (3/19/05)
	7..... Linda Grayson.....	Northwestern State (3/15/89)
	7..... Sheronda Jenkins	Kansas State (3/19/83)

FIELD GOAL ATTEMPTS

1.	22..... Linda Grayson.....	Northwestern State (3/15/89)
2.	21..... Pam Hudson	Northwestern State (3/15/89)
3.	15..... Caitlin Clark	Iowa (3/18/22)
4.	14..... Tori Harrison.....	Louisiana Tech (3/15/85)
	14..... Pam Gant.....	Louisiana Tech (3/15/85)
	14..... Andrea Carter	Northwestern State (3/15/89)
7.	13..... Ashley Paris	Oklahoma (3/23/08)
	13..... Katy Steding.....	Stanford (3/18/89)
9.	12..... Rose Hammond	Oklahoma (3/23/08)
	12..... Jennifer Azzi	Stanford (3/18/89)
	12..... Iris Dixon	Northwestern State (3/15/89)

FIELD GOAL PERCENTAGE (minimum 5 made)

1.	1.000..... Sheronda Jenkins (7-7).....	Kansas State (3/19/83)
	1.000..... Monika Czinano (6-6).....	Iowa (3/18/22)
	1.000..... Jennifer Jones (5-5).....	Kansas State (3/19/83)
4.	.800..... Angie Bonner (8-10).....	Kansas State (3/19/83)
5.	.769..... Katy Steding (10-13).....	Stanford (3/18/89)
6.	.714..... Evon Asforis (5-7).....	Stanford (3/18/89)
	.714..... Sophia Young (5-7).....	Baylor (3/19/05)
	.714..... Latoya Wyatt (5-7).....	Baylor (3/19/05)
9.	.667..... Jennifer Azzi (8-12).....	Stanford (3/18/89)
10.	.619..... Pam Hudson (13-21).....	Northwestern State (3/15/89)

3-PT FIELD GOALS MADE

1.	4..... Chameka Scott	Baylor (3/19/05)
2.	3..... Latoya Wyatt	Baylor (3/19/05)
	3..... Jennifer Azzi	Stanford (3/18/89)
	3..... Martha Richards	Stanford (3/18/89)
	3..... Katy Steding.....	Stanford (3/18/89)
	3..... Gabbie Marshall	Iowa (3/18/22)
	3..... Tomi Taiwo	Iowa (3/18/22)
8.	2..... Caitlin Clark	Iowa (3/18/22)
9.	1..... Eight Players	Iowa (3/18/22)

3-PT FIELD GOAL ATTEMPTS

1.	7..... Jenna Plumley	Oklahoma (3/23/08)
2.	6..... Jordan Davis	Baylor (3/19/05)
	6..... Michelle Efferson.....	Northwestern St. (3/15/89)
	6..... Caitlin Clark	Iowa (3/18/22)
	6..... Tomi Taiwo	Iowa (3/18/22)
6.	5..... Emily Nieman	Baylor (3/19/05)
	5..... Chameka Scott	Baylor (3/19/05)
	5..... McKenna Warnock.....	Iowa (3/18/22)
9.	4..... Jennifer Azzi	Stanford (3/18/89)
	4..... Katy Steding.....	Stanford (3/18/89)

3-PT FIELD GOAL PERCENTAGE (minimum 2 made)

1.	1.000..... Latoya Wyatt (3-3).....	Baylor (3/19/05)
	1.000..... Martha Richards (3-3).....	Stanford (3/18/89)
3.	.800..... Chameka Scott (4-5).....	Baylor (3/19/05)
4.	.750..... Katy Steding (3-4).....	Stanford (3/18/89)
	.750..... Jennifer Azzi (3-4).....	Stanford (3/18/89)
	.750..... Tomi Taiwo (3-4).....	Iowa (3/18/22)

FREE THROWS MADE

1.	11..... Sophia Young	Baylor (3/19/05)
	11..... Angie Bonner	Kansas State (3/19/83)
3.	7..... Caitlin Clark	Iowa (3/18/22)
4.	6..... Pennee Hall	Louisiana Tech (3/15/85)
	6..... Monika Czinano	Iowa (3/18/22)
6.	5..... Steffanie Blackman	Baylor (3/19/05)
	5..... Trisha Stevens	Stanford (3/18/89)
8.	4..... Courtney Paris	Oklahoma (3/23/08)
	4..... Jenna Plumley	Oklahoma (3/23/08)
10.	3..... Four Players.....	Oklahoma (3/23/08)

FREE THROW ATTEMPTS

1.	13..... Sophia Young	Baylor (3/19/05)
2.	11..... Angie Bonner	Kansas State (3/19/83)
3.	8..... Steffanie Blackman	Baylor (3/19/05)
4.	7..... Caitlin Clark	Iowa (3/18/22)
5.	6..... Courtney Paris	Oklahoma (3/23/08)
	6..... Trisha Stevens	Stanford (3/18/89)
	6..... Pennee Hall	Louisiana Tech (3/15/85)
	6..... Monika Czinano	Iowa (3/18/22)
9.	5..... Michelle Efferson.....	Northwestern State (3/15/89)
	5..... Linda Grayson.....	Northwestern State (3/15/89)

FREE THROW PERCENTAGE (minimum 3 made)

1.	1.000..... Angie Bonner (11-11).....	Kansas State (3/19/83)
	1.000..... Caitlin Clark (7-7).....	Iowa (3/18/22)
	1.000..... Monika Czinano (6-6).....	Iowa (3/18/22)
	1.000..... Pennee Hall (6-6).....	Louisiana Tech (3/15/85)
	1.000..... Jenna Plumley	Oklahoma (3/23/08)
6.	.846..... Sophia Young (11-13).....	Baylor (3/19/05)
7.	.833..... Trisha Stevens	Stanford (3/18/89)
8.	.750..... Amanda Thompson.....	Oklahoma (3/23/08)
	.750..... Pam Hudson (3-4).....	Northwestern State (3/15/89)
10.	.667..... Courtney Paris (4-6).....	Oklahoma (3/23/08)

REBOUNDS

1.	17..... Pam Hudson	Northwestern St. (3/15/89)
2.	14..... Tori Harrison.....	Louisiana Tech (3/15/85)
	14..... Linda Grayson.....	Northwestern St. (3/15/89)
4.	12..... Courtney Paris	Oklahoma (3/23/08)
5.	10..... Erica Westbrooke	Louisiana Tech (3/15/85)
6.	8..... Amanda Thompson.....	Oklahoma (3/23/08)
7.	7..... Evon Asforis	Stanford (3/18/89)
	7..... Steffanie Blackmon	Baylor (3/19/05)
	7..... Monika Czinano	Iowa (3/18/22)
	7..... Kate Martin.....	Iowa (3/18/22)
9.	6..... Four Players.....	Oklahoma (3/23/08)

INDIVIDUAL NCAA RECORDS - OPPONENTS

ASSISTS

- 11..... Jennifer Azzi..... Stanford (3/18/89)
- 10..... Sonja Henning Stanford (3/18/89)
- 10..... Caitlin Clark Iowa (3/18/22)
- 9..... Michelle Efferson..... Northwestern St. (3/15/89)
- 7..... Betsy Sloan Kansas State (3/19/83)
- 6..... Pennee Hall Louisiana Tech (3/15/85)
- 5..... Amanda Thompson..... Oklahoma (3/23/08)
- 5..... Steffani Blackmon Baylor (3/19/05)
- 5..... Gabbie Marshall Iowa (3/18/22)
- 4..... Five Players Iowa (3/18/22)

TURNOVERS

- 6..... Tori Harrison..... Louisiana Tech (3/15/85)
- 6..... Teresa Weatherspoon..... Louisiana Tech (3/15/85)
- 4..... Jennifer Azzi..... Stanford (3/18/89)
- 4..... Linda Grayson..... Northwestern St. (3/15/89)
- 4..... Stacey Davis Louisiana Tech (3/15/85)
- 4..... Angela Lawson Louisiana Tech (3/15/85)
- 4..... Caitlin Clark Iowa (3/18/22)
- 3..... Six Players Baylor (3/19/05)

STEALS

- 5..... Linda Grayson..... Northwestern St. (3/15/89)
- 4..... Katy Steding..... Stanford (3/18/89)
- 4..... Sonya Henning Stanford (3/18/89)
- 4..... Pam Hudson Northwestern St. (3/15/89)
- 3..... Six Players Iowa (3/18/22)

BLOCKS

- 4..... Amanda Thompson..... Oklahoma (3/23/08)
- 3..... Kate Martin..... Iowa (3/18/22)
- 2..... Courtney Paris Oklahoma (3/23/08)
- 2..... Evon Asforis Stanford (3/18/89)
- 2..... Linda Grayson..... Northwestern State (3/15/89)
- 2..... Erica Westbrooke Louisiana Tech (3/15/85)
- 1..... Eight Players..... Iowa (3/18/22)

MINUTES PLAYED

- 40..... Pam Hudson Northwestern State (3/15/89)
- 37..... Michelle Efferson..... Northwestern State (3/15/89)
- 34..... Linda Grayson..... Northwestern State (3/15/89)
- 34..... Iris Dixon Northwestern State (3/15/89)
- 34..... Caitlin Clark Iowa (3/18/22)
- 33..... Jenna Plumley Oklahoma (3/23/08)
- 33..... Kate Martin..... Iowa (3/18/22)
- 32..... Courtney Paris Oklahoma (3/23/08)
- 32..... Jennifer Azzi..... Stanford (3/18/89)
- 32..... Sonja Henning Stanford (3/18/89)

TEAM NCAA RECORDS

ILLINOIS STATE

POINTS

1. 100.....vs. Northwestern State (3/15/89)
2. 77.....vs. Stanford (3/18/89)
3. 72.....vs. Kansas State (3/19/83)
4. 70.....vs. Baylor (3/19/05)
5. 61.....vs. Oklahoma (3/23/08)
6. 58.....at Iowa (3/18/22)
7. 57.....vs. Louisiana Tech (3/15/85)

FIELD GOALS MADE

1. 38.....vs. Northwestern State (3/15/89)
2. 30.....vs. Kansas State (3/19/83)
3. 28.....vs. Stanford (3/18/89)
4. 23.....vs. Baylor (3/19/05)
5. 22.....vs. Oklahoma (3/23/08)
- 22.....vs. Louisiana Tech (3/15/85)
7. 21.....at Iowa (3/18/22)

FIELD GOAL ATTEMPTS

1. 71.....at Iowa (3/18/22)
2. 70.....vs. Louisiana Tech (3/15/85)
3. 68.....vs. Northwestern State (3/15/89)
4. 64.....vs. Kansas State (3/19/83)
5. 58.....vs. Stanford (3/18/89)
- 58.....vs. Baylor (3/19/05)
7. 56.....vs. Oklahoma (3/23/08)

FIELD GOAL PERCENTAGE

1. .558.....vs. Northwestern State (3/15/89)
2. .483.....vs. Stanford (3/18/89)
3. .469.....vs. Kansas State (3/19/83)
4. .397.....vs. Baylor (3/19/05)
5. .393.....vs. Oklahoma (3/23/08)
6. .314.....vs. Louisiana Tech (3/15/85)
7. .296.....at Iowa (3/18/22)

3-PT FIELD GOALS MADE

1. 6.....vs. Baylor (3/19/05)
- 6.....at Iowa (3/18/22)
3. 5.....vs. Oklahoma (3/23/08)
- 5.....vs. Northwestern State (3/15/89)
5. 4.....vs. Stanford (3/18/89)

3-PT FIELD GOAL ATTEMPTS

1. 36.....at Iowa (3/18/22)
2. 24.....vs. Baylor (3/19/05)
3. 18.....vs. Oklahoma (3/23/08)
4. 9.....vs. Northwestern State (3/15/89)
5. 7.....vs. Stanford (3/18/89)

3-PT FIELD GOAL PERCENTAGE

1. .571.....vs. Stanford (3/18/89)
2. .556.....vs. Northwestern State (3/15/89)
3. .278.....vs. Oklahoma (3/23/08)
4. .250.....vs. Baylor (3/19/05)
5. .167.....at Iowa (3/18/22)

FREE THROWS MADE

1. 19.....vs. Northwestern State (3/15/89)
2. 18.....vs. Baylor (3/19/05)
3. 17.....vs. Stanford (3/18/89)
4. 13.....vs. Louisiana Tech (3/15/85)
5. 12.....vs. Oklahoma (3/23/08)
- 12.....vs. Kansas State (3/19/83)
7. 10.....at Iowa (3/18/22)

FREE THROW ATTEMPTS

1. 23.....vs. Northwestern State (3/15/89)
2. 22.....vs. Stanford (3/18/89)
3. 21.....vs. Louisiana Tech (3/15/85)
4. 20.....vs. Baylor (3/19/05)
5. 16.....vs. Oklahoma (3/23/08)
6. 15.....vs. Kansas State (3/19/83)
7. 13.....at Iowa (3/18/22)

FREE THROW PERCENTAGE

1. .900.....vs. Baylor (3/19/05)
2. .826.....vs. Northwestern State (3/15/89)
3. .800.....vs. Kansas State (3/19/83)
4. .773.....vs. Stanford (3/18/89)
5. .769.....at Iowa (3/18/22)
6. .750.....vs. Oklahoma (3/23/08)
7. .619.....vs. Louisiana Tech (3/15/85)

REBOUNDS

1. 37.....vs. Northwestern State (3/15/89)
- 37.....at Iowa (3/18/22)
3. 34.....vs. Oklahoma (3/23/08)
4. 33.....vs. Stanford (3/18/89)
5. 32.....vs. Kansas State (3/19/83)
6. 31.....vs. Louisiana Tech (3/15/85)
7. 29.....vs. Baylor (3/19/05)

ASSISTS

1. 20.....vs. Northwestern State (3/15/89)
2. 17.....vs. Stanford (3/18/89)
3. 15.....vs. Baylor (3/19/05)
4. 14.....vs. Oklahoma (3/23/08)
5. 12.....vs. Louisiana Tech (3/15/85)
6. 10.....at Iowa (3/18/22)
7. 8.....vs. Kansas State (3/19/83)

TURNOVERS

1. 23.....vs. Louisiana Tech (3/15/85)
2. 18.....vs. Oklahoma (3/23/08)
- 18.....vs. Stanford (3/18/89)
4. 17.....vs. Kansas State (3/19/83)
5. 16.....vs. Baylor (3/19/05)
6. 15.....vs. Northwestern State (3/15/89)
7. 13.....at Iowa (3/18/22)

BLOCKS

1. 4.....vs. Northwestern State (3/15/89)
2. 2.....vs. Stanford (3/18/89)
3. 1.....vs. Oklahoma (3/23/08)
- 1.....vs. Baylor (3/19/05)
- 1.....at Iowa (3/18/22)

STEALS

1. 11.....vs. Louisiana Tech (3/15/85)
2. 10.....vs. Baylor (3/19/05)
3. 8.....vs. Northwestern State (3/15/89)
4. 7.....vs. Stanford (3/18/89)
5. 6.....vs. Kansas State (3/19/83)
6. 5.....at Iowa (3/18/22)
7. 4.....vs. Oklahoma (3/23/08)

TEAM NCAA RECORDS

OPPONENTS

POINTS

1. 105	Stanford	(3/18/89)
2. 98	Iowa	(3/18/22)
3. 91	Kansas State	(3/19/83)
91	Baylor	(3/19/05)
5. 81	Louisiana Tech	(3/15/85)
6. 79	Northwestern State	(3/15/89)
7. 69	Oklahoma	(3/23/08)

FIELD GOALS MADE

1. 44	Stanford	(3/18/89)
2. 39	Kansas State	(3/19/83)
3. 36	Louisiana Tech	(3/15/85)
4. 33	Northwestern State	(3/15/89)
33	Iowa	(3/18/22)
6. 31	Baylor	(3/19/05)
7. 28	Oklahoma	(3/23/08)

FIELD GOAL ATTEMPTS

1. 83	Northwestern State	(3/15/89)
2. 73	Stanford	(3/18/89)
3. 69	Oklahoma	(3/23/08)
4. 66	Louisiana Tech	(3/15/85)
5. 62	Kansas State	(3/19/83)
6. 60	Baylor	(3/19/05)
7. 55	Iowa	(3/18/22)

FIELD GOAL PERCENTAGE

1. .629	Kansas State	(3/19/83)
2. .603	Stanford	(3/18/89)
3. .600	Iowa	(3/18/22)
4. .545	Louisiana Tech	(3/15/85)
5. .517	Baylor	(3/19/05)
6. .406	Oklahoma	(3/23/08)
7. .397	Northwestern State	(3/15/89)

3-PT FIELD GOALS MADE

1. 12	Iowa	(3/18/22)
2. 9	Baylor	(3/19/05)
9	Stanford	(3/18/89)
3. 1	Oklahoma	(3/23/08)
1	Northwestern State	(3/15/89)

3-PT FIELD GOAL ATTEMPTS

1. 26	Iowa	(3/18/22)
2. 20	Baylor	(3/19/05)
3. 13	Stanford	(3/18/89)
4. 11	Oklahoma	(3/23/08)
5. 6	Northwestern State	(3/15/89)

3-POINT FIELD GOAL PERCENTAGE

1. .692	Stanford	(3/18/89)
2. .462	Iowa	(3/18/22)
3. .450	Baylor	(3/19/05)
4. .167	Northwestern State	(3/15/89)
5. .091	Oklahoma	(3/23/08)

FREE THROWS MADE

1. 20	Baylor	(3/19/05)
20	Iowa	(3/18/22)
3. 13	Kansas State	(3/19/83)
4. 12	Oklahoma	(3/23/08)
12	Northwestern State	(3/15/89)
6. 9	Louisiana Tech	(3/15/85)
7. 8	Stanford	(3/18/89)

FREE THROW ATTEMPTS

1. 27	Baylor	(3/19/05)
2. 24	Northwestern State	(3/15/89)
3. 21	Iowa	(3/18/22)
4. 16	Oklahoma	(3/23/08)
5. 15	Louisiana Tech	(3/15/85)
6. 14	Kansas State	(3/19/83)
7. 11	Stanford	(3/18/89)

FREE THROW PERCENTAGE

1. .952	Iowa	(3/18/22)
2. .929	Kansas State	(3/19/83)
2. .750	Oklahoma	(3/23/08)
3. .741	Baylor	(3/19/05)
4. .727	Stanford	(3/18/89)
5. .600	Louisiana Tech	(3/15/85)
6. .500	Northwestern State	(3/15/89)

REBOUNDS

1. 51	Northwestern State	(3/15/89)
2. 49	Louisiana Tech	(3/15/85)
3. 42	Oklahoma	(3/23/08)
4. 39	Baylor	(3/19/05)
5. 38	Iowa	(3/18/22)
6. 31	Stanford	(3/18/89)
7. 29	Kansas State	(3/19/83)

ASSISTS

1. 29	Stanford	(3/18/89)
2. 25	Iowa	(3/18/22)
3. 20	Louisiana Tech	(3/15/85)
4. 19	Baylor	(3/19/05)
19	Kansas State	(3/19/83)
6. 18	Oklahoma	(3/23/08)
7. 14	Northwestern State	(3/15/89)

TURNOVERS

1. 31	Louisiana Tech	(3/15/85)
2. 18	Baylor	(3/19/05)
3. 16	Kansas State	(3/19/83)
16	Northwestern State	(3/15/89)
5. 14	Stanford	(3/18/89)
6. 13	Oklahoma	(3/23/08)
7. 11	Iowa	(3/18/22)

BLOCKS

1. 7	Oklahoma	(3/23/08)
2. 4	Louisiana Tech	(3/15/85)
4	Iowa	(3/18/22)
4. 3	Northwestern State	(3/15/89)
3	Stanford	(3/18/89)
6. 1	Baylor	(3/19/05)
1	Kansas State	(3/19/83)

STEALS

1. 17	Stanford	(3/18/89)
2. 12	Northwestern State	(3/15/89)
3. 10	Iowa	(3/18/22)
4. 9	Oklahoma	(3/23/08)
9	Louisiana Tech	(3/15/85)
6. 8	Kansas State	(3/19/83)
7. 7	Baylor	(3/19/05)

NCAA BOX SCORES

1983 MIDWEST REGIONAL

Ahearn Fieldhouse // Manhattan, Kan.

#6	ILLINOIS STATE	72
#3	KANSAS STATE	91

ILLINOIS STATE

NAME	FG	3FG	FT	REB	PF	A	T	B	S	TP	MIN
Smith, f	7-15	0-0	6-6	6	1	1	0	0	2	20	40
Boswell, f	13-22	0-0	0-0	9	3	4	5	0	1	26	39
Benak, c	1-4	0-0	4-6	6	3	0	4	0	0	6	24
Bowers, g	4-6	0-0	0-0	1	2	0	2	0	1	8	26
Beesley, g	1-5	0-0	0-0	0	1	0	4	0	0	2	24
Turner	0-2	0-0	2-2	2	0	0	1	0	0	2	12
Maupin	2-5	0-0	0-0	1	1	0	1	0	1	4	19
Anderson	2-5	0-0	0-0	1	1	3	0	0	1	4	16
Team				3							
TOTALS	30-64	0-0	12-15	32	14	8	17	0	6	72	200

	1ST	2ND	GAME
FG%:	10-28 .357	20-36 .556	30-64 .469
3FG%:	-- --	-- --	-- --
FT%:	5-6 .833	7-9 .778	12-15 .800

KANSAS STATE

NAME	FG	3FG	FT	REB	PF	A	T	B	S	TP	MIN
Gilmore, f	3-9	0-0	1-2	3	4	4	2	0	1	7	25
Bonner, f	8-10	0-0	11-11	5	3	2	2	0	2	27	31
Dixon, c	5-9	0-0	0-0	6	4	0	3	1	1	10	27
Gary, g	4-8	0-0	0-0	0	0	1	1	0	0	8	17
Jones, g	5-9	0-0	1-1	3	0	3	2	0	0	11	26
Price	1-3	0-0	0-0	3	3	0	1	0	0	2	9
Jenkins	7-7	0-0	0-0	4	2	1	2	0	2	14	21
Franklin	0-0	0-0	0-0	0	1	1	1	0	0	0	6
Jones	5-5	0-0	0-0	3	0	0	1	0	1	10	15
Sloan	1-1	0-0	0-0	0	0	7	1	0	0	2	17
Durham	0-1	0-0	0-0	0	0	0	0	0	1	0	7
Team				2							
TOTALS	39-62	0-0	13-14	29	17	19	16	1	8	91	200

	1ST	2ND	GAME
FG%:	16-27 .593	23-35 .657	39-62 .629
3FG%:	-- --	-- --	-- --
FT%:	13-14 .929	0-0 .000	13-14 .929

Officials: Terry Eaton, Steve Carson, Mike Benson

Technical fouls: None

Attendance: 1,540

SCORE BY PERIODS	1ST	2ND	TOTAL
Illinois State	25	47	72
Kansas State	45	46	91

1985 MIDWEST REGIONAL

Thomas Assembly Center // Ruston, La.

#8	ILLINOIS STATE	57
#1	LOUISIANA TECH	81

ILLINOIS STATE

NAME	FG	3FG	FT	O-REB	PF	A	T	B	S	TP	MIN
Vaughan, f	3-14	0-0	0-0	3-4	1	2	2	0	0	6	19
Stiles, f	1-7	0-0	2-4	0-3	5	0	5	0	0	4	29
Maupin, c	2-5	0-0	0-0	1-2	5	0	2	0	2	4	24
Turner, g	5-11	0-0	0-0	4-5	2	3	3	0	2	10	36
Beesley, g	7-16	0-0	2-3	1-4	3	5	5	0	5	16	40
Wellman	3-7	0-0	6-9	6-7	2	0	4	0	1	12	19
McGrew	0-2	0-0	1-2	0-0	1	1	1	0	1	1	13
Rebbe	1-7	0-0	0-1	1-5	3	1	0	0	0	2	16
Lindbeck	0-1	0-0	2-2	0-0	0	0	1	0	0	2	4
Team				1-1							
TOTALS	22-70	0-0	13-21	17-31	22	12	23	0	11	57	200

	1ST	2ND	GAME
FG%:	12-36 .333	10-34 .294	22-70 .314
3FG%:	-- --	-- --	-- --
FT%:	0-0 .000	13-21 .619	13-21 .619

LOUISIANA TECH

NAME	FG	3FG	FT	O-REB	PF	A	T	B	S	TP	MIN
Karvopen, f	1-3	0-0	0-0	0-0	3	2	2	0	0	2	18
Davis, f	3-8	0-0	0-0	1-6	2	1	4	1	1	6	29
Harrison, c	9-14	0-0	0-1	4-14	4	2	6	1	1	18	25
Gant, g	8-14	0-0	1-1	2-4	2	4	1	0	3	17	26
Weatherspoon, g	3-3	0-0	2-3	1-4	4	4	6	0	1	8	26
Hall	0-1	0-0	6-6	0-3	2	6	1	0	1	6	14
Konersa	3-6	0-0	0-2	1-3	0	1	2	0	0	6	15
Westbrooke	4-8	0-0	0-2	3-10	4	0	3	2	0	8	22
Brown	4-5	0-0	0-0	0-1	0	0	2	0	2	8	14
Lawson	1-4	0-0	0-0	1-1	3	0	4	0	0	2	7
McDonald	0-0	0-0	0-0	0-0	0	0	0	0	0	0	4
Team				2-3							
TOTALS	36-66	0-0	9-15	15-49	24	20	31	4	9	81	200

	1ST	2ND	GAME
FG%:	19-34 .559	17-32 .531	36-66 .545
3FG%:	-- --	-- --	-- --
FT%:	3-4 .750	6-11 .545	9-15 .600

Officials: Tug Baughn, Don Melton

Technical fouls: None

Attendance: 3,580

SCORE BY PERIODS	1ST	2ND	TOTAL
Illinois State	24	33	57
Louisiana Tech	41	40	81

NCAA BOX SCORES

1989 MIDWEST REGIONAL

Maples Pavillion // Stanford, Calif.

#10	NORTHWESTERN STATE	79
#7	ILLINOIS STATE	100

NORTHWESTERN STATE

NAME	FG	3FG	FT	O-REB	PF	A	T	B	S	TP	MIN
Grayson, f	7-22	0-0	3-5	8-14	5	1	4	2	5	17	34
Hudson, f	13-21	0-0	3-4	8-17	0	1	2	0	4	29	40
Carter, c	6-14	0-0	0-0	2-5	4	1	3	1	0	12	23
Efferson, g	2-7	1-6	3-5	1-2	4	9	2	0	2	8	37
Dixon, g	4-12	0-0	0-0	1-1	2	1	0	0	1	8	34
Scott	0-1	0-0	0-0	0-0	2	0	2	0	0	2	6
Martin	0-2	0-0	1-2	0-2	1	0	0	0	0	1	4
Ortega	0-0	0-0	2-4	0-1	3	1	2	0	0	2	8
Holden	1-3	0-0	0-4	4-5	2	0	1	0	0	2	12
Brown	0-0	0-0	0-0	0-0	0	0	0	0	0	0	1
Cox	0-1	0-0	0-0	0-0	0	0	0	0	0	0	1
Team				3-4							
TOTALS	33-83	1-6	12-24	27-51	23	14	16	3	12	79	200

	1ST	2ND	GAME
FG%:	14-31 .451	19-52 .365	33-83 .397
3FG%:	1-1 1.000	0-5 .000	1-6 .167
FT%:	4-9 .444	8-15 .533	12-24 .500

ILLINOIS STATE

NAME	FG	3FG	FT	O-REB	PF	A	T	B	S	TP	MIN
Kaufmann, f	10-15	3-5	2-2	0-2	1	2	0	0	0	25	31
Robinson, f	5-10	0-0	2-2	2-4	4	3	3	0	0	12	26
Ferrell, c	7-12	0-0	2-4	0-7	4	4	7	4	2	16	23
Tanner, g	5-7	0-0	4-6	2-4	3	5	1	0	0	14	40
McGrew, g	6-11	1-3	3-3	2-8	4	4	1	0	2	16	34
Fulton	1-3	0-0	0-0	0-1	1	0	0	0	1	2	10
Garretson	1-2	1-1	2-2	2-4	0	1	0	0	0	5	10
Govan	3-8	0-0	4-4	2-4	4	1	3	0	3	10	24
Stuckey	0-0	0-0	0-0	0-0	0	0	0	0	0	0	1
Smith	0-0	0-0	0-0	0-0	0	0	0	0	0	0	1
Team				1-3							
TOTALS	38-68	5-9	19-23	11-37	21	20	15	4	8	100	200

	1ST	2ND	GAME
FG%:	24-41 .585	14-27 .518	38-68 .558
3FG%:	3-5 .600	2-4 .500	5-9 .556
FT%:	7-8 .875	12-15 .800	19-23 .826

Officials: Bill Jordan, Robert Bird

Technical fouls: None

Attendance: 2,032

SCORE BY PERIODS

	1ST	2ND	TOTAL
Northwestern State	33	46	79
Illinois State	58	42	100

1989 MIDWEST REGIONAL

Maples Pavillion // Stanford, Calif.

#7	ILLINOIS STATE	77
#2	STANFORD	105

ILLINOIS STATE

NAME	FG	3FG	FT	O-REB	PF	A	T	B	S	TP	MIN
Govan, f	7-10	0-0	3-5	6-11	3	3	2	0	1	17	31
Robinson, f	2-4	0-0	0-0	0-2	1	2	4	0	1	4	26
Kaufmann, c	8-12	2-4	2-2	0-4	0	1	3	0	1	20	29
Tanner, g	3-9	1-1	2-4	1-2	2	7	1	0	3	9	38
McGrew	2-6	0-0	0-0	3-3	0	3	4	0	1	4	26
Ferrell	3-10	0-0	7-7	2-6	5	1	2	2	0	13	21
Garretson	3-4	1-1	0-0	0-2	1	0	0	0	0	7	15
Fulton	0-3	0-1	3-4	2-3	1	0	2	0	0	3	12
Stuckey	0-0	0-0	0-0	0-0	0	0	0	0	0	0	1
Smith	0-0	0-0	0-0	0-0	0	0	0	0	0	0	1
Team				0-0							
TOTALS	28-58	4-7	17-22	14-33	13	17	18	2	7	77	200

	1ST	2ND	GAME
FG%:	14-29 .483	14-29 .483	28-58 .483
3FG%:	3-4 .750	1-3 .333	4-7 .571
FT%:	6-9 .667	11-13 .846	17-22 .773

STANFORD

NAME	FG	3FG	FT	O-REB	PF	A	T	B	S	TP	MIN
Steding, f	10-13	3-4	1-1	3-4	3	1	0	1	4	24	30
Stevens, f	5-10	0-0	5-6	2-3	1	2	0	0	1	15	22
Yanke, c	2-3	0-0	0-0	0-1	3	0	0	0	2	4	14
Azzi, g	8-12	3-4	0-0	1-3	2	11	4	0	3	19	32
Henning, g	5-10	0-1	0-0	1-2	0	10	2	0	4	10	32
Parson	1-1	0-0	0-0	0-0	0	2	1	0	2	2	7
Asforis	5-7	0-0	0-0	1-7	3	0	2	2	0	10	19
Zeilstra	3-7	0-0	1-2	3-5	4	1	2	0	0	7	19
Richards	3-4	3-3	0-0	1-3	0	1	1	0	1	9	11
Lavoie	1-3	0-0	0-0	0-2	0	0	0	0	0	2	6
Svoboda	0-1	0-0	1-2	0-1	1	0	2	0	0	1	5
Adkins	1-1	0-0	0-0	0-0	1	0	0	0	0	2	3
Wagner	0-1	0-1	0-0	0-0	0	1	0	0	0	0	2
Team				0-0							
TOTALS	44-73	9-13	8-11	12-31	18	29	14	3	17	105	200

	1ST	2ND	GAME
FG%:	25-38 .658	19-35 .543	44-73 .603
3FG%:	3-4 .750	6-9 .667	9-13 .692
FT%:	4-5 .800	4-6 .667	8-11 .727

Officials: Kay Garmes, Sharon Lafitte

Technical fouls: None

Attendance: 3,600

SCORE BY PERIODS

	1ST	2ND	TOTAL
Illinois State	37	40	77
Stanford	57	48	105

NCAA BOX SCORES

2005 WEST REGIONAL

Bank of America Arena // Seattle, Wash.

#15	ILLINOIS STATE	70
#2	BAYLOR	91

ILLINOIS STATE

NAME	FG	3FG	FT	O-REB	PF	A	T	B	S	TP	MIN
Harakas, f	3-4	0-1	0-0	1-4	4	1	2	0	2	6	21
Donovan, f	1-9	0-6	3-4	0-3	2	3	4	0	1	5	35
Hallstrom, c	3-7	0-0	2-2	3-4	3	1	1	0	2	8	22
McCracken, g	2-8	2-5	0-0	0-1	1	2	3	1	1	6	31
McCormack, g	4-10	3-7	9-10	0-4	1	2	2	0	1	20	28
Tirtiaux	1-2	0-1	0-0	0-1	1	0	0	0	0	2	3
Graham	1-1	1-1	2-2	1-3	0	1	0	0	0	5	3
Sandstead	3-6	0-0	2-2	1-3	1	3	1	0	2	8	19
Hudson	0-1	0-0	0-0	0-0	0	1	0	0	0	0	8
Shelton	1-4	0-3	0-0	0-0	0	1	1	0	1	2	14
Ward	0-1	0-0	0-0	1-1	3	0	0	0	0	0	4
Johnson	4-5	0-0	0-0	0-1	4	0	2	0	0	8	12
Team				2-4							
TOTALS	23-58	6-24	18-20	9-29	20	15	16	1	10	70	200

	1ST	2ND	GAME
FG%:	9-29 .310	14-29 .483	23-58 .397
3FG%:	4-15 .267	2-9 .222	6-24 .250
FT%:	1-2 .500	17-18 .944	18-20 .900

BAYLOR

NAME	FG	3FG	FT	O-REB	PF	A	T	B	S	TP	MIN
Young, f	5-7	0-0	11-13	4-6	1	1	3	1	1	21	20
Wabara, f	7-10	0-0	1-2	3-4	3	2	3	0	0	15	24
Blackmon, c	4-5	0-0	5-8	3-7	1	5	2	1	2	13	26
Whitaker, g	1-3	0-0	0-0	1-3	1	4	2	0	1	2	22
Scott, g	4-5	4-5	0-0	0-2	0	0	0	0	3	12	23
M. Jones	0-1	0-0	0-0	0-2	1	3	3	0	0	0	10
Ononiwu	0-0	0-0	0-0	0-0	0	0	1	0	0	0	2
Fox	0-2	0-0	0-0	0-0	2	0	0	0	0	0	6
Wyatt	5-7	3-3	0-0	2-3	2	1	2	0	0	13	16
V. Jones	0-1	0-0	0-0	0-0	0	0	1	0	0	0	1
Tisdale	0-4	0-1	1-2	1-1	1	1	0	0	0	1	10
Davis	1-6	1-6	0-0	0-0	2	1	0	0	0	3	11
Hamerly	2-3	0-0	0-0	0-1	2	0	0	0	1	4	10
Niemann	2-6	1-5	2-2	1-4	2	2	1	0	0	7	19
Team				0-6							
TOTALS	31-60	9-20	20-27	15-39	17	19	18	2	8	91	200

	1ST	2ND	GAME
FG%:	14-32 .438	17-28 .607	31-60 .517
3FG%:	2-9 .222	7-11 .636	9-20 .450
FT%:	13-18 .722	7-9 .778	20-27 .741

Officials: Randy Campbell, Steve Steljes, Alicia Walker

Technical fouls: None

Attendance: x,xxx

SCORE BY PERIODS	1ST	2ND	TOTAL
Illinois State	23	47	70
Baylor	43	48	91

2008 MIDWEST REGIONAL

Mackey Arena // West Lafayette, Ind.

#13	ILLINOIS STATE	61
#4	OKLAHOMA	69

ILLINOIS STATE

NAME	FG	3FG	FT	O-REB	PF	A	T	B	S	TP	MIN
Bracey, f	1-5	0-1	0-0	1-3	1	0	1	0	0	2	20
Johnson, c	0-0	0-0	2-2	0-0	2	0	1	0	0	2	21
Cirone, g	7-17	3-7	5-6	0-5	2	4	4	1	1	22	39
Hudson, g	3-7	0-2	3-6	0-1	1	4	4	0	2	9	33
Krick, g	3-10	1-6	0-0	1-3	2	0	4	0	1	7	24
Clifton	0-0	0-0	0-0	0-0	0	0	0	0	0	0	1
Shelton	0-2	0-0	0-0	1-9	3	2	2	0	0	0	23
Lewis	1-1	0-0	0-0	2-4	1	1	0	0	0	2	16
Jackson	7-14	1-2	2-2	1-3	4	3	2	0	0	17	23
Team				2-6							
TOTALS	22-56	5-18	12-16	8-34	16	14	18	1	4	61	200

	1ST	2ND	GAME
FG%:	11-26 .423	11-30 .367	22-56 .393
3FG%:	2-5 .400	3-13 .231	5-18 .278
FT%:	5-7 .714	7-9 .778	12-16 .750

OKLAHOMA

NAME	FG	3FG	FT	O-REB	PF	A	T	B	S	TP	MIN
Paris, f	6-13	0-0	1-2	3-5	2	1	2	0	0	13	30
Thompson, f	3-11	0-0	3-4	1-8	5	5	1	4	3	9	23
Paris, c	4-5	0-0	4-6	4-12	4	1	4	2	0	12	32
Plumley, g	1-7	1-7	4-4	2-6	3	3	1	1	1	7	33
Robinson, g	6-10	0-0	0-0	0-2	4	2	2	0	2	12	25
Stevenson	0-4	0-0	0-0	0-0	2	2	1	0	0	0	12
Vining	0-2	0-2	0-0	0-0	0	0	0	0	0	0	8
Roethlisberger	2-5	0-1	0-0	1-2	2	2	1	0	1	4	12
Hammond	6-12	0-1	0-0	2-3	0	2	1	0	2	12	25
Team				2-4							
TOTALS	28-69	1-11	12-16	15-42	22	18	13	7	9	69	200

	1ST	2ND	GAME
FG%:	13-34 .382	15-35 .429	28-69 .406
3FG%:	0-6 .000	1-5 .200	1-11 .091
FT%:	5-6 .833	7-10 .700	12-16 .750

Officials: Bonita Spence, Kevin Ruland, Angelica Suffren

Technical fouls: None

Attendance: 2,385

SCORE BY PERIODS	1ST	2ND	TOTAL
Illinois State	29	32	61
Oklahoma	31	38	69

NCAA BOX SCORES

2022 GREENSBORO REGIONAL

Carver-Hawkeye Arena // Iowa City, Iowa

#15 ILLINOIS STATE 58
#2 IOWA 98

ILLINOIS STATE

NAME	FG	3FG	FT	O-REB	PF	A	T	B	S	TP	MIN
Wilson, f	3-7	0-0	0-2	5-8	4	0	2	1	0	6	23
Redmond, g	10-21	1-3	4-5	3-3	3	3	1	0	1	25	34
Bullman, f	2-10	1-7	0-0	2-3	2	2	2	0	2	5	31
Crompton, g	4-12	3-11	0-0	2-6	0	2	0	0	0	11	34
Wong, g	1-10	0-7	4-4	0-4	0	2	2	0	1	6	35
Van Zeeland	0-0	0-0	0-0	2-3	2	0	0	0	0	0	6
Kelle	0-1	0-0	0-0	0-0	0	0	0	0	0	0	2
McGinnis-Taylor	0-0	0-0	2-2	0-1	3	0	1	0	1	2	7
Newland	1-6	1-4	0-0	0-2	2	1	1	0	0	3	16
Bowers	0-2	0-2	0-0	0-0	0	0	2	0	0	0	7
Koudelka	0-0	0-0	0-0	0-1	1	0	1	0	0	0	3
Boles	0-0	0-0	0-0	1-1	0	0	0	0	0	0	4
Cohen	0-2	0-2	0-0	0-0	0	0	0	0	0	0	2
Team				2-3							
TOTALS	21-71	6-36	10-13	17-37	18	10	13	1	5	58	200

	1ST	2ND	GAME
FG%:	12-30 .400	9-37 .243	21-71 .296
3FG%:	4-15 .267	2-21 .095	6-36 .167
FT%:	1-2 .500	9-11 .818	10-13 .769

IOWA

NAME	FG	3FG	FT	O-REB	PF	A	T	B	S	TP	MIN
Warnock, f	3-8	1-5	0-0	1-3	2	3	2	1	1	7	23
Czinano, c	6-6	0-0	6-6	0-7	4	3	1	0	0	18	22
Martin, g	2-4	1-2	0-0	0-7	2	4	1	3	1	5	32
Clark, g	9-15	2-6	7-7	0-6	3	10	4	0	3	27	33
Marshall, g	4-7	3-6	2-2	0-2	1	5	0	0	3	13	30
Taiwo	4-5	3-4	2-2	0-2	1	0	1	0	1	13	18
Feuerbach	1-2	1-2	0-0	0-0	2	1	1	0	1	3	11
O'Grady	3-5	0-0	0-0	0-2	2	0	0	0	1	7	14
Affolter	1-2	1-1	2-2	0-1	1	0	1	0	0	5	8
Cook	0-0	0-0	0-0	0-2	0	1	0	0	0	0	4
Ediger	0-1	0-0	0-0	0-1	0	0	0	0	0	0	4
Team				2-6							
TOTALS	33-55	12-26	20-21	3-38	18	25	11	4	10	98	40

	1ST	2ND	GAME
FG%:	17-32 .531	16-23 .640	33-55 .600
3FG%:	4-16 .467	8-10 .800	12-26 .462
FT%:	5-5 1.000	15-16 .938	20-21 .952

Officials: Brian Garland, Angel Kent, Molly Caldwell

Technical fouls: None

Attendance: 14,382

SCORE BY PERIODS	1ST	2ND	TOTAL
Illinois State	29	29	58
Iowa	43	55	98

INDIVIDUAL WNIT RECORDS

REDBIRDS IN THE WNIT

DATE	LOCATION	OPPONENT	RESULT
3/20/80	Amarillo, Texas	North Carolina	UNC, 84-73
3/21/80	Amarillo, Texas	Wayland Baptist	ISU, 71-54
<u>3/22/80</u>	<u>Amarillo, Texas</u>	<u>Mississippi College</u>	<u>ISU, 92-85</u>
3/25/82	Amarillo, Texas	Temple	ISU, 74-69
3/26/82	Amarillo, Texas	Oregon State	OSU, 76-61
<u>3/27/82</u>	<u>Amarillo, Texas</u>	<u>BYU</u>	<u>BYU, 78-73</u>
3/22/84	Amarillo, Texas	Clemson	CU, 81-61
3/23/84	Amarillo, Texas	Oklahoma	OU, 67-65
<u>3/24/84</u>	<u>Amarillo, Texas</u>	<u>Utah</u>	<u>ISU, 82-61</u>
3/24/88	Amarillo, Texas	UNLV	ISU, 70-69
3/25/88	Amarillo, Texas	Purdue	PU, 77-63
<u>3/26/88</u>	<u>Amarillo, Texas</u>	<u>New Orleans</u>	<u>UNO, 91-79</u>
3/22/90	Amarillo, Texas	Miami (Fla.)	UM, 85-83
3/23/90	Amarillo, Texas	Maine	ISU, 85-80
<u>3/24/90</u>	<u>Amarillo, Texas</u>	<u>Fresno State</u>	<u>FSU, 73-72</u>
3/21/96	Amarillo, Texas	Northwestern	NU, 93-71
3/22/96	Amarillo, Texas	UC-Santa Barbara	UCSB, 69-68
<u>3/23/96</u>	<u>Amarillo, Texas</u>	<u>Princeton</u>	<u>PU, 68-65</u>
3/15/07	Normal, Ill.	Rice	ISU, 71-61
<u>3/17/07</u>	<u>Brookings, S.D.</u>	<u>South Dakota State</u>	<u>SDS, 61-48</u>
3/24/09	Normal, Ill.	Louisiana Tech	ISU, 73-59
3/26/09	Normal, Ill.	Marquette	ISU, 51-50
3/29/09	Normal, Ill.	Indiana	ISU, 66-55
<u>4/1/09</u>	<u>Lawrence, Kan.</u>	<u>Kansas</u>	<u>KU, 75-72</u>
3/17/10	Normal, Ill.	Butler	ISU, 57-54
3/21/10	West Lafayette, Ind.	Purdue	ISU, 59-57
3/25/10	Normal, Ill.	Kansas	ISU, 71-51
3/28/10	Normal, Ill.	Illinois	ISU, 53-51
<u>4/1/10</u>	<u>Normal, Ill.</u>	<u>California</u>	<u>CAL, 61-45</u>
3/17/11	Normal, Ill.	Central Michigan	ISU, 72-59
3/20/11	Madison, Wis.	Wisconsin	ISU, 62-59
3/24/11	Normal, Ill.	Duquesne	ISU, 79-66
3/27/11	Normal, Ill.	Arkansas	ISU, 60-59
<u>3/30/11</u>	<u>Normal, Ill.</u>	<u>Southern California</u>	<u>USC, 62-37</u>
3/15/12	Normal, Ill.	Central Michigan	ISU, 69-68
<u>3/18/12</u>	<u>Normal, Ill.</u>	<u>Villanova</u>	<u>VU, 58-55</u>
3/21/13	Normal, Ill.	IUPUI	ISU, 63-47
<u>3/25/13</u>	<u>Manhattan, Kan.</u>	<u>Kansas State</u>	<u>KSU, 57-48</u>
3/19/21	Memphis, Tenn.	Tulane	TU, 67-75
3/20/21	Memphis, Tenn.	Samford	ISU, 68-62
<u>3/21/21</u>	<u>Memphis, Tenn.</u>	<u>UT Martin</u>	<u>UTM, 59-64</u>
<u>3/16/23</u>	<u>Columbia, Mo.</u>	<u>Missouri</u>	<u>MIZ, 61-51</u>

RECORD BOOK - INDIVIDUAL

POINTS

- 33.... Char Govan vs. Maine3/23/90
- 28.... Deb Benak vs. Oregon State3/26/82
- 28.... Cindy Kaufmann vs. Miami3/22/90
- 25.... Susan Wellman vs. New Orleans3/26/88
- 25.... Maggie Krick vs. Louisiana Tech3/24/09
- 24.... Kristi Cirone vs. Kansas 4/1/09
- 24.... Emily Hanley vs. Duquesne 3/24/11
- 23.... Kristi Cirone vs. Marquette 3/26/09
- 23.... Candace Sykes vs. Central Michigan 3/15/12
- 22.... Cindy Kaufmann vs Fresno State 3/24/90
- 22.... Kristi Cirone vs. Rice 3/15/07
- 22.... Kristi Cirone vs. Louisiana Tech 3/24/09

FIELD GOALS MADE

- 13.... Deb Benak vs. Oregon State3/26/82
- 11.... Susan Wellman vs. New Orleans3/26/88
- 11.... Cindy Kaufmann vs. Miami3/22/90
- 9.... Veda Sargent vs. North Carolina 3/20/80
- 9.... Dawn Hallett vs. Temple 3/25/82
- 9.... Emily Hanley vs. Duquesne 3/24/11
- 9.... Candace Sykes vs. Central Michigan 3/15/12
- 8.... Nine Players

FIELD GOAL ATTEMPTS

- 24.... Kristi Cirone vs. Kansas 4/1/09
- 23.... LuAnn Robinson vs. Fresno State 3/24/90
- 23.... Katie Broadway vs. Central Michigan 3/15/12
- 22.... Kristi Cirone vs. Rice 3/15/07
- 20.... Kristi Cirone vs. Louisiana Tech 3/24/09
- 19.... Cathy Boswell vs. North Carolina 3/20/80
- 19.... Deb Benak vs. Oregon State 3/26/82
- 19.... Kristi Cirone vs. Marquette 3/26/09
- 18.... Dawn Hallett vs. Temple 3/25/82
- 18.... Katie Broadway vs. Villanova 3/18/12
- 18.... Jamie Russell vs. Villanova 3/18/12

3-PT FIELD GOALS

- 6.... Cindy Kaufmann vs. Miami3/22/90
- 5.... Candace Sykes vs. Central Michigan 3/15/12
- 5.... Mary Crompton vs. Tulane 3/19/21
- 4.... Cindy Kaufmann vs. Fresno State 3/24/90
- 4.... Katie Broadway vs. Kansas 3/25/10
- 4.... Katie Broadway vs. Arkansas 3/27/11
- 4.... Katie Broadway vs. Central Michigan 3/15/12

3-PT FIELD GOAL ATTEMPTS

- 16.... Katie Broadway vs. Central Michigan 3/15/12
- 10.... Megan McCracken vs. South Dakota State 3/17/07
- 10.... Candace Sykes vs. IUPUI 3/21/13
- 10.... Mary Crompton vs. Tulane 3/19/21
- 9.... Cindy Kaufmann vs. Miami 3/22/90
- 9.... Cindy Kaufmann vs. Fresno State 3/24/90
- 9.... Katie Broadway vs. Duquesne 3/24/11
- 9.... Katie Broadway vs. Arkansas 3/27/11
- 8.... Candace Sykes vs. Kansas State 3/25/13
- 7.... Katie Broadway vs. Central Michigan 3/17/11
- 7.... Katie Broadway vs. Villanova 3/18/12

INDIVIDUAL WNIT RECORDS

- 7 Candace Sykes vs. Central Michigan 3/15/12
- 7 Juliunn Redmond vs. UT Martin 3/22/21

FREE THROWS

- 1. 16 Char Govan vs. Maine 3/23/90
- 2. 13 Kristi Cirone vs. Marquette 3/26/09
- 3. 10 Kristi Cirone vs. Kansas 4/1/09
- 4. 9 Cathy Beesley vs. Utah 3/24/84
- 9 Nicole Lewis at Purdue 3/21/10
- 9 **DeAnna Wilson at Missouri** **3/16/23**
- 7. 8 Tami Baalke vs. Maine 3/23/90
- 8. 7 Five Players

FREE THROW ATTEMPTS

- 1. 18 Char Govan vs. Maine 3/23/90
- 2. 13 Kristi Cirone vs. Marquette 3/26/09
- 3. 12 Cathy Beesley vs. Utah 3/24/84
- 12 Kristi Cirone vs. Kansas 4/1/09
- 5. 10 Nicole Lewis at Purdue 3/21/10
- 10 **DeAnna Wilson at Missouri** **3/16/23**

REBOUNDS

- 1. 15 Cathy Boswell vs. North Carolina 3/20/80
- 2. 14 Lashawn Johnson vs. Rice 3/15/07
- 14 Kenyatta Shelton vs. Central Michigan 3/17/11
- 14 DeAnna Wilson vs. Tulane 3/19/21
- 5. 13 Shannon Fulton vs. Fresno State 3/24/90
- 13 Nicole Lewis vs. Indiana 3/29/09
- 13 Ashleen Bracey vs. Butler 3/17/10
- 8. 12 Veda Sargent vs. Wayland Baptist 3/21/80
- 12 Kenyatta Shelton vs. Marquette 3/26/09
- 12 Kenyatta Shelton vs. Indiana 3/29/09
- 12 Emily Hanley vs. Arkansas 3/27/11

OFFENSIVE REBOUNDS

- 1. 10 Marla Maupin vs. Utah 3/24/84
- 10 DeAnna Wilson vs. Tulane 3/19/21
- 2. 8 Dawn Hallett vs. Oklahoma 3/24/84
- 3. 7 Shannon Fulton vs. Fresno State 3/24/90
- 4. 6 Cathy Boswell vs. North Carolina 3/20/80
- 6 Cathy Beesley vs. Utah 3/24/84
- 6 Dawn Hallett vs. Utah 3/24/84
- 6 Kenyatta Shelton vs. Central Michigan 3/17/11
- 6 Kenyatta Shelton vs. Arkansas 3/27/11
- 9. 5 Juli Stiles vs. Oklahoma 3/24/84
- 5 Ashleen Bracey vs. Butler 3/17/10
- 5 Marley Hall vs. Villanova 3/18/12

DEFENSIVE REBOUNDS

- 1. 9 Cathy Boswell vs. North Carolina 3/20/80
- 9 Nicole Lewis vs. Louisiana Tech 3/24/09
- 9 Nicole Lewis vs. Indiana 3/29/09
- 9 Kenyatta Shelton vs. Indiana 3/29/09
- 9 Nicole Lewis vs. Illinois 3/28/10

- 9 Emily Hanley vs. Arkansas 3/27/11
- 9 Candace Sykes vs. Central Michigan 3/15/12
- 9 Candace Sykes vs. Villanova 3/18/12
- 9.
- 8 Nine Players

ASSISTS

- 1. 13 Cathy Beesley vs. Utah 3/24/84
- 2. 12 Denise Norton vs. Temple 3/25/82
- 3. 10 Pam Tanner vs. New Orleans 3/26/88
- 4. 9 Cathy Boswell vs. North Carolina 3/20/80
- 9 Denise Norton vs. Mississippi College 3/22/80
- 9 Cathy Beesley vs. Oklahoma 3/24/84
- 9 Amanda Clifton vs. Arkansas 3/27/11
- 8. 8 Dawn Hallett vs. Oregon State 3/26/82
- 8 Shannon Fulton vs. Miami 3/22/90
- 8 LuAnn Robinson vs. Fresno State 3/24/90
- 8 Amanda Clifton vs. Duquesne 3/24/11

BLOCKS

- 1. 5 Nicole Lewis vs. Rice 3/15/07
- 2. 4 Kenyatta Shelton vs. Rice 3/15/07
- 4 Nicole Lewis vs. Kansas 3/25/10
- 4 Kenyatta Shelton vs. Central Michigan 3/17/11
- 5. 3 Leslie Ferrell vs. New Orleans 3/26/88
- 3 Nicole Lewis vs. Louisiana Tech 3/24/09
- 3 Nicole Lewis vs. Indiana 3/29/09
- 8. 2 Nine Players

STEALS

- 1. 6 Kay Robbins vs. North Carolina 3/20/80
- 6 Denise Norton vs. Mississippi College 3/22/80
- 6 Cathy Boswell vs. Mississippi College 3/22/80
- 4. 5 Amber Lindbeck vs. Purdue 3/25/88
- 5 Kristi Cirone vs. Indiana 3/29/09
- 5 Amanda Clifton vs. Duquesne 3/24/11
- 7. 4 Seven Players

TEAM WNIT RECORDS

RECORD BOOK - TEAM

POINTS

1.	92 ... vs. Mississippi College	3/22/80
2.	85 ... vs. Maine	3/23/90
3.	83 ... vs. Miami	3/22/90
4.	82 ... vs. Utah	3/24/84
5.	79 ... vs. New Orleans	3/26/88
	79 ... vs. Duquesne	3/24/11
7.	76 ... vs. Clemson	3/22/84
8.	74 ... vs. Temple	3/25/82
9.	73 ... vs. North Carolina	3/20/80
	73 ... vs. Louisiana Tech	3/24/09

FIELD GOALS MADE

1.	38 ... vs. Utah	3/24/84
2.	35 ... vs. Mississippi College	3/22/80
	35 ... vs. New Orleans	3/26/88
4.	34 ... vs. Temple	3/25/82
5.	33 ... vs. North Carolina	3/20/80
	33 ... vs. Wayland Baptist	3/21/80
7.	29 ... vs. Miami	3/22/90
	29 ... vs. Rice	3/15/07
	29 ... vs. Kansas	4/1/09
	29 ... vs. Kansas	3/25/10

FIELD GOAL ATTEMPTS

1.	82 ... vs. Fresno State	3/24/90
2.	78 ... vs. Miami	3/22/90
3.	76 ... vs. Central Michigan	3/15/12
4.	69 ... vs. Temple	3/25/82
	69 ... vs. Kansas	4/1/09
6.	68 ... vs. Utah	3/24/84
7.	67 ... vs. Princeton	3/23/96
	67 ... vs. Villanova	3/18/12
9.	66 ... vs. Clemson	3/22/84
	66 ... vs. Tulane	3/19/21

FIELD GOAL PERCENTAGE

1.	.568 ... vs. IUPUI	3/21/13
2.	.565 ... vs. New Orleans	3/26/88
3.	.537 ... vs. Kansas	3/25/10
4.	.516 ... vs. North Carolina	3/20/80
	.516 ... vs. Wayland Baptist	3/21/80
6.	.515 ... vs. Mississippi College	3/22/80
7.	.510 ... vs. Northwestern	3/21/96
8.	.509 ... vs. Oklahoma	3/24/84
9.	.500 ... vs. Oregon State	3/26/82
10.	.493 ... vs. Temple	3/25/82

3-PT FIELD GOALS MADE

1.	11 ... vs. Miami	3/22/90
	11 ... vs. Central Michigan	3/15/12
3.	10 ... vs. Kansas	3/25/10
4.	9 ... vs. Samford	3/20/21
5.	8 ... vs. Tulane	3/19/21
6.	7 ... vs. Duquesne	3/24/11
7.	6 ... vs. Princeton	3/23/96
	6 ... vs. Rice	3/15/07
	6 ... vs. Illinois	3/28/10
	6 ... vs. Arkansas	3/27/11

3-PT FIELD GOAL ATTEMPTS

1.	27 ... vs. Central Michigan	3/15/12
2.	23 ... vs. Samford	3/20/21
3.	21 ... vs. Miami	3/22/90
	21 ... vs. Tulane	3/19/21
5.	19 ... vs. South Dakota State	3/17/07
	19 ... at Kansas State	3/25/13

	19 ... vs. UT Martin	3/22/21
8.	17 ... vs. Rice	3/15/07
	17 ... at Purdue	3/21/10
10.	16 ... vs. Princeton	3/23/96
	16 ... vs. Arkansas	3/27/11

3-PT FIELD GOAL PERCENTAGE

1.	1.000 ... vs. UNLV	3/24/88
2.	.833 ... vs. Kansas	3/25/10
3.	.667 ... vs. Purdue	3/25/88
4.	.524 ... vs. Miami	3/22/90
5.	.462 ... vs. Illinois	3/28/10
6.	.407 ... vs. Central Michigan	3/15/12
7.	.391 ... vs. Samford	3/20/21
8.	.385 ... vs. Louisiana Tech	3/24/09
9.	.381 ... vs. Tulane	3/19/21
10.	.375 ... vs. Princeton	3/23/96
	.375 ... vs. Arkansas	3/27/11

FREE THROWS MADE

1.	31 ... vs. Maine	3/23/90
2.	26 ... vs. Utah	3/24/84
3.	25 ... vs. UNLV	3/24/88
4.	23 ... vs. Indiana	3/29/09
5.	22 ... vs. Mississippi College	3/22/80
6.	21 ... vs. Central Michigan	3/17/11
7.	20 ... vs. Marquette	3/26/09
	20 ... at Wisconsin	3/20/11
9.	18 ... vs. Duquesne	3/24/11
	18 ... at Missouri	3/16/23
11.	17 ... vs. Fresno State	3/24/90
	17 ... at Kansas	4/1/09
	17 ... vs. Samford	3/20/21

FREE THROW ATTEMPTS

1.	37 ... vs. Utah	3/24/84
	37 ... vs. Maine	3/23/90
3.	32 ... vs. Central Michigan	3/17/11
4.	30 ... vs. Indiana	3/29/09
5.	29 ... vs. Mississippi College	3/22/80
6.	23 ... vs. Marquette	3/26/09
	23 ... at Wisconsin	3/20/11
	23 ... vs. Duquesne	3/24/11
	23 ... vs. Samford	3/20/21
	23 ... at Missouri	3/16/23

FREE THROW PERCENTAGE

1.	.929 ... vs. Purdue	3/25/88
2.	.923 ... at Purdue	3/21/10
3.	.917 ... vs. Butler	3/17/10
4.	.909 ... vs. IUPUI	3/21/13
5.	.889 ... vs. UT Martin	3/22/21
5.	.870 ... vs. Marquette	3/26/09
	.870 ... at Wisconsin	3/20/11
7.	.846 ... vs. Tulane	3/19/21
8.	.837 ... vs. Maine	3/23/90
9.	.833 ... vs. Northwestern	3/21/96
	.833 ... vs. UNLV	3/24/88

REBOUNDS

1.	56 ... vs. Rice	3/15/07
2.	51 ... vs. Fresno State	3/24/90
3.	48 ... vs. Indiana	3/29/09
4.	47 ... vs. Arkansas	3/27/11
5.	44 ... vs. Utah	3/24/84
	44 ... vs. Princeton	3/23/96
7.	43 ... vs. Marquette	3/26/09
8.	42 ... vs. Louisiana Tech	3/24/09

TEAM WNIT RECORDS

OFFENSIVE REBOUNDS

1.	21 ... vs. Fresno State	3/24/90
2.	16 ... vs. Clemson	3/22/84
	16 ... vs. Northwestern	3/21/96
	16 ... vs. Tulane	3/19/21
5.	15 ... vs. Temple	3/25/82
	15 ... vs. Central Michigan	3/15/12
7.	13 ... vs. Purdue	3/25/88
	13 ... vs. Kansas	4/1/09
9.	12 ... vs. Rice	3/15/07
	12 ... vs. Marquette	3/26/09
	12 ... vs. Duquesne	3/24/11

DEFENSIVE REBOUNDS

1.	44 ... vs. Rice	3/15/07
2.	37 ... vs. Indiana	3/29/09
	37 ... vs. Arkansas	3/27/11
4.	35 ... vs. Louisiana Tech	3/24/09
5.	32 ... vs. Central Michigan	3/17/11
6.	31 ... vs. Marquette	3/26/09
	31 ... vs. Butler	3/17/10
	31 ... at Purdue	3/21/10
	31 ... vs. Illinois	3/28/10
10.	30 ... vs. Maine	3/23/90
	30 ... vs. Fresno State	3/24/90
	30 ... vs. Villanova	3/18/12

ASSISTS

1.	29 ... vs. Temple	3/25/82
2.	23 ... vs. North Carolina	3/20/80
	23 ... vs. Wayland Baptist	3/21/80
4.	22 ... vs. Oregon State	3/26/82
5.	21 ... vs. Oklahoma	3/24/84
	21 ... vs. Utah	3/24/84
	21 ... vs. New Orleans	3/26/88
	21 ... vs. Fresno State	3/24/90
9.	20 ... vs. Mississippi College	3/22/80
10.	19 ... vs. Purdue	3/25/88

BLOCKS

1.	11 ... vs. Rice	3/15/07
2.	8 ... vs. Butler	3/17/10
	8 ... vs. Central Michigan	3/17/11
4.	5 ... vs. New Orleans	3/26/88
	5 ... vs. Louisiana Tech	3/24/09
	5 ... vs. Indiana	3/29/09
	5 ... vs. Kansas	3/25/10
	5 ... vs. IUPUI	3/21/13
	5 ... vs. Samford	3/20/21
10.	4 ... vs. Duquesne	3/24/11

STEALS

1.	15 ... vs. UNLV	3/24/88
2.	12 ... vs. North Carolina	3/20/80
	12 ... vs. Wayland Baptist	3/25/82
	12 ... vs. Oklahoma	3/24/84
	12 ... vs. Utah	3/24/84
	12 ... vs. Purdue	3/25/88
7.	11 ... vs. UCSB	3/21/96
	11 ... vs. Duquesne	3/24/11
	11 ... vs. IUPUI	3/21/13
10.	9 ... vs. Clemson	3/22/84
	9 ... vs. Maine	3/23/90
	9 ... vs. Fresno State	3/24/90

RETIRED REDBIRDS

Cathy Boswell came to Illinois State as a 16-year-old freshman and left as the school's all-time leader in scoring and rebounds.

She graduated from Joliet West High School in just three years, but her game was mature beyond her youth. The Shorewood, Illinois, native burst onto the scene her first two seasons at Illinois State, leading the Redbirds to a 51-18 record, an AIAW State Championship and a WNIT bid. She eclipsed 1,000 points in her first two years and still holds the ISU freshman and sophomore records for scoring average, field goals and rebounds.

Boswell was a WBCA All-American in 1982 and 1983 and led the Redbirds to 90 wins in her career. The first Redbird to eclipse 2,000 points, she is the ISU career record-holder in field goals, rebounding average, and is in the top-10 in scoring, assists, blocks and steals.

A 6-footer with Magic Johnson-like skills, Boswell played on the 1984 Gold-Medal winning USA Olympic basketball team, coached by women's basketball legend Pat Summitt. She continued her playing career in Germany, Italy, Spain and Brazil before playing in the ABL.

In September 2015, Boswell returned to her roots as an assistant coach for the Redbird women's basketball team.



CATHY BOSWELL



KRISTI CIRONE

Redbirds fans learned quickly that Kristi Cirone was a special player. One of the highest-rated recruits in program history, Cirone's talent as a point guard led Robin Pingeton to make her a team captain as a freshman. Cirone became the face of the program and rewrote the record books in her four years.

The accolades were numerous and came as soon as she stepped on the court. Cirone was the 2006 MVC Freshman of the Year, an All-Valley Honorable Mention selection and set ISU freshman records for three-pointers and free throws. A four-time MVC Newcomer of the Week, she started all 28 games in her first season.

As remarkable as her freshman campaign was, Cirone's final three years would define her career. She became just the second player in conference history to win the Jackie Stiles MVC Player of the Year award three times, along with the award's namesake. She was a fixture on the All-Valley First Team, becoming the sixth player to be all-conference four-straight years. She was on the Valley All-Defensive Team three-consecutive seasons. She earned 11 MVC Player of the Week Awards in her career, second only to Stiles all-time.

Cirone led the Redbirds in scoring, assists and steals in each of her last three seasons. A true dynamic point guard, she won the Valley scoring title as a senior and led the nation in assist-to-turnover ratio as a junior.

The name Kristi Cirone can be found at the top of nearly every list in the Redbird record book. She is the school's all-time leader in scoring (2,139), three-point field goals (229), free throws (512), assists (681) assists per game (5.3) games played (129) and games started (129). Cirone started every game and was a team captain each of her four years.

She guided the Redbirds to three-straight 20-win seasons, including two of the top-three win totals ever, and three-consecutive postseason appearances. She was the 2008 MVC Tournament MVP and was named to the 2009 WNIT All-Tournament team after leading the Redbirds to the semifinals. In her four years, Illinois State was 87-42.

Her playing days did not end after her time was done in Normal. Cirone signed a free agent contract with the Connecticut Sun in 2009 and became the first ISU alum to play in the WNBA. Her most recent honor was being inducted into the Illinois State Athletics Percy Family Hall of Fame.

RETIRED REDBIRDS

Coach. Innovator. Educator. Broadcaster. Hall of Famer. All of those words can be used to describe Jill Hutchison. Hutchison's legacy as a coach at Illinois State is impressive enough, but her impact on the game of women's basketball stretches far beyond her won-loss record.

Hutchison spent 28 seasons (1970-73, 1974-99) as the head coach of the Redbirds and compiled a record of 461-323. She guided the Redbirds to double-digit wins in all but one season, including nine 20-win campaigns. ISU made 16 national postseason tournament appearances during her tenure, including three NCAA Tournament bids.

The three-time conference coach of the year was named the Kodak District Coach of the Year in 1996 and mentored 28 all-conference selections. Hutchison coached two of the greatest players in Redbird history, Cathy Boswell and Charlotte Lewis, who were both all-Americans, Olympians and professional players.

Not only did Hutchison's players excel on the court, but they were true student-athletes, as every senior player she coached received a college degree.

Her immaculate coaching record aside, Hutchison also played a pivotal role in the development of the game of women's basketball. As a graduate student at Illinois State, Hutchison disproved the longstanding myth that playing full court basketball was detrimental to the health of women. Five-player, full court basketball was played by women starting with the 1970-71 season, Hutchison's first year as ISU head coach. Due to Hutchison's influence, the first women's national postseason tournament was held at Horton Field House in 1972.

As a part of the national rules committee, Hutchison was the chairperson when the smaller basketball for women's play was adopted. Also during that time, the 16-team national tournament was replaced by the final four format and the first women's basketball television contract was signed. She went on to be one of the founders of the Women's Basketball Coaches Association and served as the organization's president four times. She was also active with the USA International Basketball program and served on the player selection committee for three Olympic squads. As a coach, her 1978 team won a silver medal at the Pan American Games and her 1983 select team won a gold medal at the World University Games.

Hutchison has a bachelor's degree from New Mexico, a master's degree from Illinois State and a doctorate from UNC-Greensboro. She is still active in the game of basketball, serving as a color analyst for Redbird women's games on WJBC Radio and for the Valley television network.

Hutchison is a member of the Illinois State Athletics Hall of Fame (1984), the New Mexico Hall of Honor (2001), the Illinois Basketball Coaches Association Hall of Fame, the Missouri Valley Conference Hall of Fame (2008) and the Women's Basketball Hall of Fame. To commemorate her vast achievements, a banner in her honor was unveiled in the rafters of Redbird Arena before a Redbird game against Creighton Feb. 2, 2008; alongside banners bearing the jersey numbers of Boswell and Lewis.



JILL HUTCHISON



CHARLOTTE LEWIS

Charlotte Lewis learned basketball on the playgrounds of Peoria's Taft Homes and at Woodruff High School. She refined her game at Illinois State and led the Redbirds to 63 wins and four AIAW State Championships.

A prolific rebounder, Lewis ranks in the top 10 in career rebounds and rebounding average. As a junior, she set the ISU single-season rebounding record, helped along by four games that rank in the top-10 on the Redbird single-game rebounding list. During her senior year, she averaged 11 rebounds per game, breaking her own single-season record. She also is in the top 10 in career scoring average and field goal percentage.

Lewis interrupted her college career in 1976 to play for the United States Olympic Team at the XXI Olympiad in Montreal. It was the first year that women's basketball was a part of the Olympics and the U.S. won the silver medal. Lewis also won medals at the World Championships and the Pan-American Games.

A dominating 6-foot-2 player, she played professional basketball for 15 years in Europe, South America and the United States. She returned to Illinois State as a student in the late 1990s and earned her bachelor's degree.

Tragically, Lewis passed away as a result of a heart attack Sept. 18, 2007, at the age of 52. In August 2016, the MVC announced Lewis was selected as one of the six inductees in the 20th MVC Hall of Fame Class.