

DUFFY BASS FIELD

Duffy Bass Field - the home of Redbird baseball - features a gated complex with seating for over 1,500 spectators, concessions, restrooms, team dugouts and a state-of-the-art press box, making it one of the premier college baseball facilities in the Midwest. Prior to the 2009 season, the facility underwent a \$3.2 million renovation, and in 2010, a new energy efficient LED scoreboard was installed beyond the right-field wall.



Located in the NW corner of ISU's athletics complex, Duffy Bass Field was dedicated on May 2, 2009, in honor of legendary ISU baseball coach Duffy Bass. The field has been recognized as one of the top playing surfaces in college baseball. The Professional Grounds Management Society presented the "Honor Award" to ISU's baseball facility in 1992 and 2003 for recognition of grounds maintained with a high degree of excellence. The Redbird baseball team also enjoys a renovated locker room inside of Horton Field House.

Prior to the 2013 season, the Illinois State athletics department added a new playing surface to Duffy Bass Field. The infield was retrofitted with a FieldTurf surface and the outfield received improved drainage and was re-sodded. ISU hosted the Missouri Valley Conference Tournament in 2013 and 2019.



MEMORIES @ DUFFY BASS

MAY 18, 2019 • ILLINOIS STATE 11, EVANSVILLE 4

For the first time since the 2013 season, first-year head coach Steve Holm led the Redbirds to a share of the Missouri Valley Conference regular season title after a sweep of Evansville at Duffy Bass Field. ISU finished the 2019 campaign with a 14-7 overall conference record, eventually earning an at-large bid to the NCAA Tournament.

APRIL 14, 2015 • ILLINOIS 7, ILLINOIS STATE 3

In Illinois State's annual "Stuff the Duff" game, a Duffy Bass Field-record 1,977 fans came out to see the Redbirds against a nationally-ranked Illinois team. After holding a lead as late as the seventh inning, the Illini prevailed, by a 7-3 score.

MAY 21, 2013 • ILLINOIS STATE 11, BRADLEY 1 (8 INNINGS)

Just days after winning the Missouri Valley Conference outright for the first time in school history, the Redbirds returned to Duffy Bass Field to host the Missouri Valley Conference Championship for the first time. As the top-seeded team, Illinois State trumped MVC-rival Bradley, 11-1, in an eight-inning, run-ruled game, before a near-capacity crowd at Duffy Bass Field. Illinois State would win twice more during the week to advance to the championship game versus Wichita State.

MAY 2, 2009 • CREIGHTON 12, ILLINOIS STATE 2

After undergoing a \$3.2 million dollar renovation, featuring a gated complex with seating for over 1,500 spectators, concessions, restrooms, team dugouts and a state-of-the-art press box, the Illinois State Athletics Department officially dedicated the new stadium at Duffy Bass Field prior to ISU's game against MVC-foe Creighton. The facility was renamed from Redbird Field in honor of the late Duffy Bass, who coached Illinois State to more than 700 wins and the 1969 College Division National Championship.

MARCH 20, 2009 • ILLINOIS STATE 3, EVANSVILLE 2

In the first-ever game played at the newly renovated Duffy Bass Field, Corey Maines hit a walk-off home run in the bottom of the 10th inning and lifted Illinois State to a 3-2, Missouri Valley Conference-opening win over Evansville. Maines helped the Redbirds christen the ballpark with a leadoff home run to left field. Maines, whose primary role was as a starting pitcher, went on to become the winningest pitcher in Redbird history, with 24 career victories.

MARCH 20, 2007 • ILLINOIS STATE 5, VALPARAISO 1

Former Illinois State head coach Jim Brownlee earned his 800th career-win after the Redbirds defeated Valparaiso, 5-1, in the home opener. Brownlee, who played for the 1969 College Division National Championship team, became the fourth coach in Valley history to surpass 800 wins.

MAY 11, 1988 • NORTHWESTERN 15, ILLINOIS STATE 2

Legendary Illinois State head coach Duffy Bass (right) coached his final home game at Redbird Field, losing to Northwestern, 15-2. Bass, who coached from 1964-88, finished his career with a 713-457-18 record. Upon retirement, Bass was the winningest coach in Redbird history; however, he has since been surpassed by current softball coach Melinda Fischer.

APRIL 9, 1988 • ILLINOIS STATE 5, SOUTHERN ILLINOIS 2

In the first game played at the new Redbird Field, Illinois State beat Southern Illinois, 5-2. Dan Freed earned the victory and Don King drove in the game-winning run. The home opener was the first game for the Redbirds in 26 days because of multiple rain-outs. Redbird Field, the program's first-ever field with lights, was constructed on the site of University High School's former field. The original Redbird Field was located on the present site of Redbird Arena.



Missouri Valley Conf.



The Missouri Valley Conference, the nation's second-oldest NCAA Division I conference, continues to be a leader in college athletics and is one of the nation's most progressive conferences, celebrating its 111th season in 2017-18. League members have worked together to focus on common goals and objectives, placing a high value on league harmony, while continuing to invest in athletic programs to compete at the highest level.

The Valley brand remains very strong, both regionally and nationally, and the great athletic tradition of The Valley remains a compelling force in recruiting student-athletes and in marketing all the MVC programs.

In baseball, for the 23rd time in league history, multiple MVC baseball teams earned NCAA bids as MVC tournament winner DBU was joined by regular season champion and at-large selection Missouri State. The Bears reached the Super Regional of the NCAA Championship, falling at TCU. A total of 24 MVC players were taken in the 2017 MLB Draft, the most for the league since 2007.

Meanwhile, the success of The Valley television package is one of the great stories in the league. The MVC Television Network has blossomed into a revenue-generating vehicle and The Valley's most visible marketing tool. Also, The Valley continues to be proactive in upgrading the production and marketing of both institutionally-produced and Conference-produced events.

The summer of 2015 yielded two major announcements on the TV front, as ESPN and the Missouri Valley Conference announced a 10-year extension to their current media rights agreement that

will provide increased coverage of Conference events across ESPN platforms through 2023-24. As part of the deal - which continues a business relationship that began in 1986 - ESPN, the Missouri Valley Conference and its 10 member institutions will work jointly to develop in-house production capabilities at each campus that will provide significant national coverage for multiple sports on ESPN3 and hands-on educational opportunities for students. As a result, ESPN3 will showcase a minimum of 820 events a year in the final six years of the agreement on the league's co-branded network.

Additionally, CBS Sports and the MVC are in a multi-year agreement to televise Valley basketball games on the CBS Television Network and CBS Sports Network. The deal, which begins this season and continues through 2019-20, is through a sublicense agreement with ESPN. CBS Sports has televised the men's basketball tournament final since 2006.

The seeds for the creation of the Conference were planted by eight administrators representing five institutions, who met at the Midland Hotel in Kansas City, Mo., on Jan. 12, 1907. The five schools which formed the Missouri Valley Intercollegiate Athletic Association were Washington University of St. Louis, and the state universities of Iowa, Kansas, Missouri and Nebraska. Two months after the initial meeting, two more schools -- Drake University and Iowa State College -- were admitted.

Today, the Missouri Valley Conference sponsors the following sports: baseball, men's and women's basketball, men's and women's cross country and track & field, men's and women's golf, men's and women's soccer, softball, women's swimming and diving, men's and women's tennis, and women's volleyball. League members include Bradley, Drake, Evansville, Illinois State, Indiana State, Loyola Chicago, Missouri State, Northern Iowa, Southern Illinois and Valparaiso. Central Arkansas is an affiliate member in men's soccer; Dallas Baptist is an affiliate member for baseball; Arkansas-Little Rock is an affiliate member in women's swimming and diving; and Stony Brook competes as an affiliate member in women's tennis.



REDBIRDS IN THE PROS

Name	Pos.	First Organization	Date	Name	Pos.	First Organization	Date
Jeremy Accardo	RHP	San Francisco Giants	2003	Josh Kauten	RHP	Detroit Tigers	2004
Joe Aeilts	OF	Colorado Rockies	2019	Brett Kay	SS	San Francisco Giants	2013
Eric Aguilera	1B	Los Angeles Angels	2013	Larry Kindred	OF	New York Yankees	1942
Jeff Allen	OF	San Francisco Giants	1998	Ed Kinsella	RHP	Pittsburgh Pirates	1905
Ryan Anetsberger	3B	Florida Marlins	2007	Ryan Knox	OF	Milwaukee Brewers	1999
Scott Behrens	RHP	Atlanta Braves	1991	Dan Kolb	RHP	Texas Rangers	1994
Dave Bergman	OF/1B	New York Yankees	1974	Kitt Kopach	RHP	Chicago Cubs	2006
Terry Beyna	3B	Houston Astros	1993	Ryan Koziol	RHP	San Francisco Giants	2015
Kyle Bloom	LHP	Pittsburgh Pirates	2004	Bob Lazarewicz	LHP	Detroit Tigers	1962
Don Borgini	RHP	San Francisco Giants	1981	Ray Ledinsky	OF	Los Angeles Angels	1989
Lee Boyko	OF	San Francisco Giants	1968	Jeff Lindgren	RHP	Miami Marlins	2019
Bill Brabec	RHP	Toronto Blue Jays	1995	Greg Linhart	SS	Philadelphia Phillies	1978
Bob Breitzman	2B	Chicago Cubs	1968	Kenny Long	LHP	Houston Astros	2012
Scott Brown	RHP	Pittsburgh Pirates	1989	Corey Maines	RHP	New York Yankees	2011
B.J. Burkhardt	LHP	Milwaukee Brewers	1999	Owen Miller	SS	San Diego Padres	2018
Lee "Buzz" Capra	RHP	New York Mets	1969	Tim Millner	RHP	Chicago Cubs	1979
Rick Carone	C	Chicago White Sox	1990	Todd Mitchell	SS	New York Yankees	1999
Joe Claver	LHP	Toronto Blue Jays	2014	Barry Molencupp	C	Los Angeles Dodgers	1978
Ryan Copeland	LHP	St. Louis Cardinals	2010	Frank Mustari	3B	Los Angeles Dodgers	1987
Andy Cotner	LHP	New York Mets	1991	Mitch Nowicki	C	San Francisco Giants	1974
Neal Cotts	LHP	Oakland Athletics	2001	Paul O'Malley	RHP	Houston Astros	1994
Ryan Court	IF	Arizona Diamondbacks	2011	Rick O'Neill	2B	Atlanta Braves	1990
Tyler Cox	LHP	Pittsburgh Pirates	2008	Henry "Irish" O'Reilly	LHP	Boston Red Sox	1966
Dylan Craig	LHP	Colorado Rockies	2014	Jason Pearson	LHP	Florida Marlins	1998
Bob Daggy	OF	Detroit Tigers	1984	Ernie Pederson	2B	Atlanta Braves	1971
Paul DeJong	SS	St. Louis Cardinals	2015	Jeremy Pickrel	OF	Minnesota Twins	2004
Keola Delatoro	RHP	Chicago Cubs	1998	Bruce Prybylinski	RHP	New York Yankees	1988
Mark Dorencz	SS	Houston Astros	1993	Don Prybylinski	C	St. Louis Cardinals	1990
Kevin Dubler	C	Chicago White Sox	2008	Jean Ramirez	C	Tampa Bay Rays	2016
Ryan Duncheon	C	Los Angeles Angels	2000	John Rave	OF	Kansas City Royals	2019
Eric Eckenstahler	LHP	Detroit Tigers	2000	Chris Razo	RHP	Milwaukee Brewers	2013
Brian Forystek	LHP	Baltimore Orioles	2000	Jeremy Rhoades	RHP	Los Angeles Angels	2014
Matt Fowles	RHP	Arizona Diamondbacks	2005	Bob Riggenbach	OF	San Francisco Giants	1956
Dan Freed	RHP	Montreal Expos	1988	Jim Roach	RHP	Chicago White Sox	1976
Dan Frega	RHP	Cleveland Indians	2006	Paul Robinson	P	Chicago Cubs	1955
Randy Gentile	IF	Minnesota Twins	1989	Mike Saunches	1B	New York Yankees	2002
James "Pim" Goff	LHP	New York Yankees	1934	Dan Savas	RHP	Arizona Diamondbacks	2014
Art Goreham	RHP	San Francisco Giants	1950	Andy Schofield	OF	St. Louis Cardinals	1995
Jeff Gowan	OF	St. Louis Cardinals	1978	Todd Schroeder	1B	Pittsburgh Pirates	1991
Bob Graczyk	RHP	San Diego Padres	1970	Ed Sennett	RHP	Los Angeles Angels	1967
Dave Griffin	OF/1B	San Francisco Giants	1982	Paul Sperry	RHP	San Francisco Giants	1970
Chris Gurchiek	OF	Kansas City Royals	1988	Todd Stein	LHP	Arizona Diamondbacks	2004
Lee Handley	OF	Chicago Cubs	1956	Brock Stewart	RHP	Los Angeles Dodgers	2014
Will Headean	LHP	San Diego Padres	2015	Ed Stryker	RHP	Los Angeles Dodgers	1990
Brent Headrick	LHP	Minnesota Twins	2019	Drew Thomas	RHP	San Diego Padres	1998
Steve Hecker	RHP	Toronto Blue Jays	2001	Ed Tolzien	1B	Los Angeles Angels	2001
Heith Heiberger	LHP	Arizona Diamondbacks	2001	Tyler Turnquist	IF/OF	Houston Astros	1998
Curt Heidenreich	RHP	Cincinnati Reds	1980	Lynn Wade	OF	Cleveland Indians	1982
Matt Herges	RHP	Los Angeles Dodgers	1993	Matt Walker	LHP	Detroit Tigers	2019
Chad Hinshaw	OF	Los Angeles Angels	2013	Paul Wagner	RHP	Pittsburgh Pirates	1989
Dan Hogan	SS	New York Mets	1973	Loren White	C	Montreal Expos	1985
Mike Hollenbeck	C	Chicago White Sox	2014	Nate Whitney	OF	San Diego Padres	2004
Guy Homoly	OF	San Francisco Giants	1969	Tom Wieghaus	C	Montreal Expos	1978
Glen Honsbruch	RHP	St. Louis Browns	1952	Joe Wischnowski	RHP	San Francisco Giants	1967
Tom Houk	SS	Minnesota Twins	1989	Jeff Zitek	IF	San Francisco Giants	1978
Bryan House	IF/OF	Chicago Cubs	1984	Bob Zubeck	IF	Chicago Cubs	1947
Brad James	OF	Atlanta Braves	1990				
Jason Karnuth	RHP	St. Louis Cardinals	1997				


* players in **red bold** indicates reached Major League.
 * players in **red italics** indicates currently active.

Major League Pitching Totals (Entering 2021)

PLAYER	YEARS	W	L	W-L%	ERA	G	GS	CG	SHO	SV	IP	H	ER	HR	BB	SO
Jeremy Accardo	2005-12	10	20	.333	4.30	262	0	0	0	38	284.2	288	136	24	111	205
Buzz Capra	1971-77	31	37	.456	3.87	142	61	16	5	5	544.1	479	234	60	258	362
Neal Cotts	2003-15	21	24	.467	3.96	483	5	0	0	4	443.1	405	195	58	194	421
Eric Eckenstahler	2002-03	1	0	1.000	3.80	27	0	0	0	0	23.2	23	10	1	17	25
Matt Herges	1999-09	43	35	.551	3.91	567	4	0	0	34	691.0	735	300	66	257	473
Jason Karnuth	2001-05	0	0	.000	2.70	7	0	0	0	0	6.2	8	2	1	4	1
Ed Kinsella	1905-10	1	4	.200	3.49	13	7	4	0	0	67.0	81	26	0	19	21
Dan Kolb	1999-07	11	23	.324	4.36	290	0	0	0	73	286.2	301	139	20	134	177
Jason Pearson	2002-03	0	0	.000	23.63	4	0	0	0	0	2.2	5	7	1	3	4
Brock Stewart	2016-19	6	3	.667	6.05	10	0	0	0	0	105.2	121	71	26	48	87
Paul Wagner	1992-99	29	45	.392	4.83	160	84	6	2	3	598.2	640	321	64	255	452

Major League Batting Totals (Entering 2021)

PLAYER	YEARS	G	AB	R	H	2B	3B	HR	RBI	BB	SO	BA	OBP	SLG	SB	CS
Dave Bergman	1975-92	1349	2679	312	690	100	16	54	289	380	347	.258	.348	.367	19	14
Paul DeJong	2017-Pres	427	1588	237	398	88	3	77	236	136	446	.251	.319	.455	12	6
Ed Kinsella	1905-10	13	15	2	3	0	0	0	1	6	0	.200	.429	.200	0	0
Tom Wieghaus	1981-84	8	11	0	0	0	0	0	1	1	3	.000	.077	.000	0	0



SEASON RECORDS

Jack Landwehr

Tied the Illinois State single-season appearances (32) record during the 2016 season.



SEASON LEADERS

Batting Average (75 AB min.)		Hits		Runs Batted In		On-Base Percentage		Wins		Strikeouts	
1. Bob Riggensbach (1956)443	T1. Owen Miller (2018)	88	1. Brad James (1991)	75	1. Kevin Tokarski (2010)538	T1. Jacob Hendren (2015)	10	1. James Goff (1934)	126
2. Bob Zubeck (1950)440	T1. Joe Aeilts (2019)	88	2. Mike Prior (1985)	70	2. Brad Bouris (2002)505	T1. Dan Savas (2013)	10	2. Brent Headrick (2019)	115
3. Dave Koopman (1978)416	3. Kevin Tokarski (2010)	84	T3. Ryan Duncheon (1998)	68	3. Jon Peacock (2002)502	T1. Irish O'Reilly (1966)	10	3. Neal Cotts (2001)	113
4. Mike Prior (1985)413	T4. Todd Schroeder (1990)	81	T3. Mike Saunches (2001)	68	4. Ryan Duncheon (1999)500	T4. Steve Hecker (2001)9	T4. Mike Rzdski (1949)	111
5. Guy Homoly (1969)413	T4. Owen Miller (2017)	81	5. Jeff Allen (1998)65	5. Todd Schroeder (1990)487	T4. Corey Maines (2011)9	T4. Irish O'Reilly (1966)	111
6. Kevin Tokarski (2010)412	T4. John Rave (2019)	81	6. Ryan Duncheon (1999)64	6. Ryan Duncheon (2000)486	T4. Rich Gordon (1969)9	6. Corey Maines (2011)	110
7. Ryan Duncheon (1998)411	T7. Eric Aguilera (2013)80	7. Eric Aguilera (2013)58	7. Tyler McNeely (2011)485	T4. Brent Headrick (2019)9	7. Neal Cotts (2000)	104
8. Jon Peacock (2002)406	T7. Joe Butler (2019)80	8. Ed Tolzien (2000)57	8. Kevin Dubler (2008)481	8. 11 players tied8	8. Eric Eckenstahler (2000)	103
9. Todd Schroeder (1990)405	T7. Jared Dufault (2001)80	9. Kevin Dubler (2008)56	9. Jared Dufault (2001)481	9. Jacob Hendren (2015)98	9. Jacob Hendren (2015)	99
10. Lynn Wade (1983)404	T10. Jared Dufault (2000)79	10. Frank Mustari (1985)55	10. Dave Koopman (1978)478	T10. Dan Savas (2013)98	T10. Dan Savas (2013)	98
		T10. Ryan Duncheon (1998)79							T10. Dylan Craig (2014)	98
Games		Doubles		Slugging Percentage (75 AB min.)		Stolen Bases		Games Started		Fielding Percentage (100 chances min.)	
1. Tony Simmonds (1988)	65	1. Kevin Tokarski (2010)	25	1. Mike Prior (1985)875	T1. Chad Hinshaw (2013)	33	1. Corey Maines (2010)	17	T1. Chad Hinshaw ('10,'11,'12)	1.000
T2. Gary Kreiger (1976)	62	T2. Owen Miller (2016)	23	2. Lynn Wade (1983)842	T1. Kevin Tokarski (2010)	33	T2. Paul Wagner (1989)	16	T1. Daniel Dwyer (2015)	1.000
T2. Joe Aeilts (2019)	62	T2. Kevin Dubler (2008)	23	3. Ryan Duncheon (1998)802	3. Kevin Tokarski (2008)	32	T2. Matt Herges (1992)	16	2. Todd Reeser (1985)998
T2. Jordan Libman (2019)	62	T2. Kevin Dubler (2008)	23	4. Ryan Duncheon (1999)752	4. Chad Hinshaw (2011)	31	T2. Dan Savas (2014)	16	T2. Dan Savas (2014)	16
T2. Joe Butler (2019)	62	4. Greg Mote (1994)22	5. Frank Mustari (1985)752	T7. Chad Hinshaw (2012)23	T2. Dan Savas (2014)	16	7. 12 players tied for	15
T2. John Rave (2019)	62	5. Paul DeJong (2014)21	6. Guy Homoly (1969)734	5. Sean Beesley (2014)27				
T7. Aidan Huggins (2019)	61	T6. Ryan Duncheon (2000)20	7. Jeff Allen (1998)716	6. Kevin Tokarski (2011)25	Complete Games			
T7. Derek Parola (2019)	61	T6. Kevin Dubler (2007)20	8. Kevin Tokarski (2010)681	T7. Blake Tekotte (1976)23	1. James Goff (1937)	10	1. James Goff (1937)996
T9. Scott Lothery (1989)	60	T6. Todd Schroeder (1990)20	9. Dave Griffin (1980)674	T7. Chad Hinshaw (2012)23	T2. Jim Olivieri (1976)	8	T2. Jim Olivieri (1976)996
T9. Brad James (1991)	60	T9. Owen Miller (2017)19	10. Matt Gainer (1994)673	9. Chad Hinshaw (2010)22	T2. Paul Wagner (1989)	8	T2. Paul Wagner (1989)996
T9. Andy Schuster (1991)	60	T9. Kyle Stanton (2013)19			T10. Jeff Zitek (1976)21	T4. Eric Eckenstahler (1999)7	T4. Eric Eckenstahler (1999)996
		T9. John Rave (2018)19	Walks		T10. Renaldo Gallagher (1992)21	T4. Ed Stryker (1990)7	T4. Ed Stryker (1990)995
				1. Kevin Tokarski (2010)	53			T6. Ryan Copeland (2009)6	T6. Ryan Copeland (2009)994
At-Bats		Triples		2. Ryan Duncheon (1999)	52	Appearances		T6. Irish O'Reilly (1966)6	T6. Irish O'Reilly (1966)6
1. John Rave (2019)	273	1. Todd Schroeder (1990)	10	3. Daniel Dwyer (2015)	51	T1. Jack Landwehr (2016)	32	8. 8 players tied5		
2. Derek Parola (2019)	266	T2. Ty Wiesemeyer (2012)	8	4. Jordan Libman (2019)	49	T1. Justin Hauer (2012)	32			Putouts	
3. Joe Aeilts (2019)	254	T2. Mike Prior (1985)	8	5. Kevin Tokarski (2011)	45	T3. Ryan Copeland (2010)	31			1. Kyle Stanton (2013)528
4. Ryan Knox (1999)	253	T2. Mike Prior (1985)	8	T5. Ryan Duncheon (2000)	45	T3. Kenny Long (2010)	31			2. Zach Amrein (2010)522
5. Joe Butler (2019)	251	T5. Jared Dufault (1999)6	7. Kevin Dubler (2008)	44	T5. Kenny Long (2012)	30			3. Jesse Griswold (2007)514
6. Owen Miller (2017)	249	T5. Jason Sands (1997)6	8. Ryan Koziol (2015)	42	T5. Jake Sale (2015)	30			4. Todd Schroeder (1990)492
7. Owen Miller (2016)	235	T5. Rich Olson (1972)6	8. Greg Mote (1994)	42	T5. Colton Johnson (2019)	30			5. Seth Von Behren (1998)483
8. Jordan Libman (2019)	234	T5. Zach Amrein (2010)6	T10. Chad Hinshaw (2012)	40	T8. Justin Hauer (2011)	28			6. Todd Schroeder (1991)480
9. Todd Mitchell (1999)	233	T5. Tom Klein (1969)6	T10. Ryan Court (2011)	40	T8. Jack Czeszewski (2016)	28			7. Zach Amrein (2011)459
T10. Jared Dufault (1999)	232	10. 5 players tied5	T10. Kyle Cherney (2008)	40	T10. Dan Sorce (2006)	27			8. Paul Popovich (1994)436
T10. Dan Latka (1994)	232					T10. Jeremy Rhoades (2013)	27			9. Mike Stalowy (2008)435
						T10. Jim Sajewich (2007)	27			10. Paul Popovich (1994)416
Runs		Home Runs		Hit-by-Pitch		Earned-Run Average (45 IP min.)		Saves			
1. Kevin Tokarski (2010)	70	1. Ryan Duncheon (1999)	23	T1. Jim Pyfer (1997)	21	1. Bob Housman (1970)	0.99	1. Kenny Long (2012)	13	1. Kenny Long (2012)	13
2. Jeff Allen (1998)	66	T2. Mike Prior (1985)	19	T1. Jay Molina (2004)	21	2. Paul Sperry (1969)	1.03	2. Jacob Gilmore (2019)	11	2. Jacob Gilmore (2019)	11
3. Mike Prior (1985)	63	T2. Brad James (1991)	19	T1. Matt Bolt (2005)	21	3. Todd Walker (1981)	1.16	T3. Kenny Long (2010)	9	3. Todd Keck (1994)	104.2
T4. Ryan Knox (1999)	59	T2. Ryan Cermak (2022)	19	T4. Jay Molina (2005)	19	4. Paul Sperry (1970)875	T3. Tim Hallam (1976)	9	4. Ed Stryker (1990)	104.1
T4. Ryan Duncheon (1999)	59	T5. Ryan Duncheon (1998)	18	T4. Jay Molina (2003)	19	5. Kenny Long (2010)842	T3. Bill Brabec (1995)	9	T3. Bill Brabec (1995)	104.2
6. Jared Dufault (2001)	58	T5. Jeff Allen (1998)	18	T4. Jeremy Accardo (2003)	19	6. Buzz Capra (1968)802	T7. Jeremy Accardo (2002)	8	T7. Jeremy Accardo (2002)	100.1
7. Seth Von Behren (2000)	57	T7. Frank Mustari (1987)	15	T4. Jay Molina (2003)	19	7. Buzz Capra (1969)416	T7. Todd Graham (1999)	6	T7. Todd Graham (1999)	100.1
8. John Rave (2019)	56	T8. Lynn Wade (1983)	15	7. Chad Hinshaw (2012)	15	8. Gary Neubauer (1976)875	T7. Kenny Long (2011)	6	T7. Kenny Long (2011)	100.1
T9. Tony Simmonds (1988)	54	T10. Paul DeJong (2015)	14	8. Chad Hinshaw (2010)	15	9. Bob Graczyk (1969)842	T7. Mike Hlavacek (2006)	6	T7. Mike Hlavacek (2006)	100.1
T9. Chad Hinshaw (2013)	54	T910. Matt Gainer (1994)	14	9. Tyler McNeely (2011)	14	10. Bob Graczyk (1976)802	T7. Jeremy Rhoades (2013)	6	T7. Jeremy Rhoades (2013)	100.1
T9. Ryan Knox (1997)	54			10. 5 players tied	13			T7. Jeremy Rhoades (2013)	6	T7. Jeremy Rhoades (2013)	100.1
								T10. Will Headean (2015)	94.2	T10. Will Headean (2015)	94.2

* Records in **bold red italics** indicate an active player.



CAREER RECORDS

CAREER LEADERS

Batting Average (200 AB min.)		Doubles		Slugging Percentage (200 AB min.)		Stolen Bases		Games Started		Strikeouts	
1. Mike Prior (1982-85)388	1. Ryan Duncheon (1997-00)	59	1. Mike Prior (1982-85)715	1. Chad Hinshaw (2010-13)	109	1. Corey Maines (2008-11)	53	1. Eric Eckenstahler (1996-00)	313
2. Les Helleman (1952-56)378	2. Greg Mote (1992-96)	58	2. Ryan Duncheon (1997-20)701	2. Kevin Tokarski (2008-12)	105	2. Todd Keck (1993-96)	52	2. Mike Rzdaski (1948-51)	295
3. Dave Bergman (1971-75)366	3. Seth Von Behren (1997-00)	58	3. Guy Homoly (1968-69)699	3. Sean Beesley (2013-16)	63	3. Brian Forystek (1997-00)	47	3. Brian Forystek (1997-00)	288
4. Todd Schroeder (1989-91)365	4. Owen Miller (2016-18)	57	4. Frank Mustari (1985-87)667	4. Mike Prior (1983-85)	55	4. Eric Eckenstahler (1996-00)	46	4. Corey Maines (2008-11)	272
5. John Larocco (1984-85)362	5. Kevin Dubler (2006-08)	56	5. Lynn Wade (1980-83)588	5. Matt Bolt (2004-07)	51	5. Brad Sorkin (2010-13)	45	5. Neal Cotts (1999-01)	263
6. Tom Klein (1968-69)349	T6. Jay Molina (2003-06)	49	6. Jeff Allen (1996-98)584	6. Mark Dorencz (1990-93)	48	T6. Ryan Copeland (2007-10)	43	6. Dan Savas (2011-14)	259
7. Ryan Cantrell (1999-02)348	T6. Tony Simmonds (1988-91)	49	7. Loren White (1984-85)584	7. Dave Koopman (1975-78)	43	T6. Dan Savas (2011-14)	43	7. Ryan Copeland (2007-10)	251
8. Lynn Wade (1980-83)346	T6. Kevin Tokarski (2008-12)	49	8. Todd Schroeder (1989-91)583	T8. Tony Simmonds (1988-91)	42	8. Brent Headrick (2017-19)	39	8. Dan Freed (1985-88)	230
9. Jared Dufault (1998-01)346	T9. Dan Latka (1992-96)	46	9. Scott Lothery (1989-91)574	T8. Andy Schofield (1992-95)	42	9. Matt Herges (1990-92)	37	9. Irish O'Reilly (1963-66)	216
10. Loren White (1984-85)346	T9. Mike Hollenbeck (2011-14)	46	10. Tom Klein (1968-69)569	T10. Blake Tekotte (1974-77)	41	10. Matt Walker (2017-19)	37	10. Buzz Capra (1967-69)	199
Games		Triples		Walks		Appearances		Complete Games		Fielding Percentage (300 chances min.)	
1. Tony Simmonds (1987-91)	238	1. Jared Dufault (1998-01)	19	1. Kevin Tokarski (2008-12)	166	1. Kenny Long (2008-12)	96	1. Eric Eckenstahler (1996-00)	16	1. Daniel Dwyer (2013-16)	997
2. Mark Dorencz (1989-93)	226	2. Mike Prior (1983-85)	15	2. Daniel Dwyer (2013-16)	150	2. Jim Sajewich (2006-10)	90	2. Matt Herges (1990-92)	10	2. Todd Reeser (1981-85)	992
3. Chad Hinshaw (2010-13)	218	3. Todd Schroeder (1989-91)	13	3. Ryan Duncheon (1997-00)	141	3. Eric Theisen (2004-08)	86	T3. Brian Forystek (1997-00)	9	3. Jean Ramirez (2015-16)	992
4. Kevin Tokarski (2008-12)	214	T4. Jason Sands (1996-91)	12	4. Chad Hinshaw (2010-13)	121	4. Mitch Vogrin (2015-19)	86	T3. Ed Stryker (1989-90)	9	4. Paul Popovich (1992-95)	991
5. Matt Bolt (2004-07)	213	T4. Lynn Wade (1980-83)	12	5. Mike Hollenbeck (2011-14)	114	5. Jeff Lindgren (2016-19)	83	T3. Dan Savas (2011-14)	9	5. Kevin Dubler (2006-08)	990
6. Daniel Dwyer (2013-16)	212	T6. Jeff Zitek (1976-78)	10	6. Greg Mote (1993-96)	103	6. Jack Landwehr (2013-17)	82	T7. Ryan Copeland (2007-10)	8	6. Brian Rodemoyer (2012-16)	990
7. Ron O'Neill (1988-91)	211	T6. John Rave (2017-19)	10	T7. Kevin Dubler (2006-08)	98	7. Ryan Copeland (2007-10)	82	T7. Ryan Wagner (1986-89, 91)	8	7. Zach Amrein (2010-11)	990
8. Seth Von Behren (1997-00)	205	T6. Mark Dorencz (1990-93)	10	9. Ryan Court (2008-11)	97	8. Kyle Zaleski (2001-04)	70	T7. Paul O'Malley (1992-94)	8	8. Chad Hinshaw (2010-13)	987
9. Mike Hollenbeck (2011-14)	204	T6. Tony Simmonds (1988-91)	10	10. Matt Bolt (2004-07)	92	9. Dan Sorce (2006-08)	68	T7. Jim Olivieri (1975-77)	8	9. Kyle O'Brien (2004-07)	986
T10. Sean Beesley (2013-16)	203	T10. Scott Lothery (1989-91)	9	Hit-by-Pitch		10. Jason Pearson (1995-98)	64	T7. Cory Tasche (1989-92)	8	10. Mike Hollenbeck (2011-14)	986
T10. Ryan Duncheon (1997-00)	203	T10. Frank Mustari (1985-87)	9	1. Jay Molina (2003-06)	65	Eamed Run Average (100 IP min.)		Saves		Putouts	
At-Bats		Home Runs		2. Matt Bolt (2004-07)	55	1. Paul Sperry (1968-70)	1.41	1. Kenny Long (2008-12)	28	1. Seth Von Behren (1997-00)	1126
1. Tony Simmonds (1987-91)	868	1. Ryan Duncheon (1997-00)	58	3. Chad Hinshaw (2010-13)	51	2. Buzz Capra (1967-69)	1.58	2. Jeremy Accardo (2001-03)	12	2. Paul Popovich (1992-95)	1097
2. Kevin Tokarski (2008-12)	812	2. Frank Mustari (1985-87)	41	4. Mike Stalowy (2006-09)	29	3. Mark Huber (1975-78)	2.09	3. Jacob Gilmore (2017-20*)	11	3. Matt Mirabal (2009-12)	1035
3. Seth Von Behren (1997-00)	810	3. Brad James (1988-91)	34	5. Jim Pyfer (1994-97)	25	4. Mike Mackie (1973-75)	2.29	4. Jeremy Rhoades (2012-14)	10	4. Todd Schroeder (1989-91)	1031
4. Matt Bolt (2004-07)	779	4. Mike Prior (1983-85)	32	6. Seth Von Behren (1997-00)	23	5. Bob Housman (1969-71)	2.38	5. Tim Hallam (1975-77)	9	5. Todd Reeser (1982-85)	1008
5. Daniel Dwyer (2013-16)	778	5. Jeff Allen (1996-98)	28	T7. Anthony Ruffolo (2007-10)	22	6. Dan Savas (2011-14)	2.44	5. Bill Brabec (1993-95)	9	6. Kyle O'Brien (2004-07)	983
6. Chad Hinshaw (2010-13)	776	T6. Matt Gainer (1992-95)	26	T7. Jared Dufault (1998-01)	22	7. Dave Opyd (1973-75)	2.46	7. Jack Landwehr (2013-17)	8	7. Zach Amrein (2010-11)	981
7. Jason Sands (1996-99)	768	T6. Mike Sauches (2000-02)	26	T7. Nate Whitney (2003-04)	22	8. Kenny Long (2008-12)	2.50	T8. Jason Pearson (1995-98)	7	8. Dave Wyss (1986-89)	959
8. Mark Dorencz (1990-93)	761	T8. Scott Lothery (1989-91)	25	T10. Terry Beyna (1991-93)	21	9. Irish O'Reilly (1963-66)	2.59	T8. Ryan Copeland (2007-10)	7	9. Greg Blaesing (2000-04)	957
9. Jared Dufault (1998-01)	740	T8. Ryan Knox (1997-99)	25	T10. Tyler McNeely (2007-11)	21	10. Jim Olivieri (1975-77)	2.63	10. Five players tied	6	10. Kyle Stanton (2012-13)	938
10. Mike Hollenbeck (2013-16)	727	T8. Jeremy Pickrel (2002-04)	25	T10. Jeremy Accardo (2001-03)	21	Wins		Innings Pitched		Assists	
Runs		Runs Batted In		On-Base Percentage		1. Corey Maines (2008-11)	24	1. Ryan Copeland (2007-10)	334.0	1. Mark Dorencz (1989-93)	680
1. Kevin Tokarski (2008-12)	207	1. Ryan Duncheon (1997-00)	210	1. Ryan Duncheon (1997-00)	475	2. Dan Freed (1985-88)	22	2. Todd Keck (1993-96)	328.0	2. Tony Simmonds (1987-91)	533
2. Seth Von Behren (1997-00)	184	2. Brad James (1988-91)	167	2. Todd Schroeder (1988-92)	464	3. Dan Savas (2011-14)	21	3. Dan Freed (1985-88)	312.0	3. Brett Kay (2010-13)	528
3. Chad Hinshaw (2010-13)	180	3. Seth Von Behren (1997-00)	158	3. Jon Peacock (1989-91)	448	T3. Doug Boehm (1982-85)	21	4. Corey Maines (2008-11)	307.0	4. Kevin Tokarski (2008-12)	527
4. Tony Simmonds (1988-91)	177	4. Frank Mustari (1985-87)	149	4. Jeff Allen (1996-98)	447	T5. Brad Sorkin (2010-13)	20	5. Brian Forystek (1997-00)	293.2	5. Greg Mote (1993-96)	506
5. Ryan Duncheon (1997-00)	176	5. Mike Hollenbeck (2011-14)	148	5. Kevin Tokarski (2008-12)	440	T5. Brian Forystek (1997-00)	20	6. Eric Eckenstahler (1996-00)	291.0	6. Todd Mitchell (1997-99)	479
6. Jared Dufault (1998-01)	169	6. Mike Sauches (2000-02)	142	6. Paul DeJong (2012-15)	427	T5. Mark Huber (1975-78)	20	7. Brad Sorkin (2010-13)	274.1	7. Mark Aguilar (1993-96)	471
7. Matt Bolt (2004-07)	160	7. Jared Dufault (1998-01)	141	7. Evan Kohli (2009-10)	422	T8. Eric Theisen (2004-08)	19	8. Dan Savas (2011-14)	269.2	8. Jeremy Accardo (2001-03)	432
8. Jason Sands (1996-99)	159	T8. Mike Prior (1983-85)	137	8. Jared Dufault (1998-01)	421	T8. Eric Eckenstahler (1996-00)	19	9. Eric Theisen (2004-08)	265.0	9. Ron O'Neill (1988-91)	428
T9. Daniel Dwyer (2013-16)	150	T8. Kevin Tokarski (2008-12)	137	9. Anthony Ruffolo (2007-10)	419	T10. Bill Evans (1961-64)	18	10. Irish O'Reilly (1963-66)	257.0	10. Owen Miller (2016-18)	410
T9. Ryan Knox (1997-99)	150	T8. Ed Tolzien (1998-01)	137	10. Ryan Court (2008-11)	417	T10. Neal Cotts (1999-01)	18				
Hits											
1. Tony Simmonds (1987-91)	271										
2. Seth Von Behren (1997-00)	262										
3. Kevin Tokarski (2008-12)	261										
4. Ryan Duncheon (1997-00)	257										
5. Jared Dufault (1998-01)	256										
6. Owen Miller (2016-18)	246										
7. Jason Sands (1996-99)	236										
8. Matt Bolt (2004-07)	229										
9. Daniel Dwyer (2013-16)	222										
10. Mike Hollenbeck (2011-14)	219										

* Records in **bold red italics** indicate an active player.

TEAM HIGHS AND LOWS

Highest Batting Avg.326 (1985)	Most Triples	28 (1990)	Most Victories	41 (1976)	Fewest Walks	48 (1957)
Lowest Batting Avg.206 (1960)	Fewest Triples	2 (1963)	Fewest Victories	11 (1965)	Most Walks	262 (1997)
Most Hits	673 (1999)	Most Home Runs	87 (1985)	Most Saves	15 (2010)	Lowest ERA	1.53 (1970)
Fewest Hits	88 (1957)	Fewest Home Runs	1 (1964)	Fewest Saves	3 (78, 88, 90)	Highest ERA	8.14 (1980)
Most Runs	433 (1999)	Most RBI	396 (1999)	Most Inn. Pitched	502.0 (1999)	Most Strikeouts/Game	9.6 (1966)
Fewest Runs	47 (1957)	Fewest RBI	36 (1957)	Fewest Inn. Pitched	100.0 (1957)	Fewest Strikeouts/Game	3.5 (1954)
Most Doubles	128 (2000)	Most Stolen Bases	139 (1976)	Most Strikeouts	493 (2014)	Most Walks/Game	6.22 (1958)
Fewest Doubles	7 (1957)	Fewest Stolen Bases	19 (2016)	Fewest Strikeouts	42 (1957)	Fewest Walks/Game	3.12 (2003)



SEASON LEADERS



Owen Miller

Led Illinois State in batting average (.328), hits (77), doubles (23) and RBIs (44) during his freshman season in 2016.

Batting Average (75 AB min.)		Runs		Hits		Doubles		
1969	Guy Homoly.....	413	1969	Guy Homoly.....	33	1969	Fox & Homoly.....	8
1970	Ernie Pedersen.....	347	1970	Tom Monschein.....	26	1970	Ernie Pedersen.....	7
1971	Tom Monschein.....	304	1971	Tom Monschein.....	25	1971	Bob Newman.....	7
1972	Rich Olson.....	380	1972	Dave Nichols.....	25	1972	Rich Olson.....	9
1973	Dave Bergman.....	400	1973	Bergman & Hogan.....	25	1973	Dan Hogan.....	7
1974	Dave Bergman.....	351	1974	Dave Bergman.....	26	1974	Bob Morrison.....	6
1975	Mike Schneider.....	347	1975	Gary Krieger.....	23	1975	Ted Nelson.....	6
1976	Greg Linhart.....	342	1976	Jeff Gilbert.....	35	1976	Gary Krieger.....	10
1977	Mike Martinez.....	316	1977	Greg Linhart.....	26	1977	Greg Linhart.....	7
1978	Dave Koopman.....	433	1978	Jeff Gilbert.....	26	1978	Greg Linhart.....	11
1979	Mike Mayerck.....	352	1979	Mike Bock.....	23	1979	Mike Mayerck.....	14
1980	Dave Griffin.....	368	1980	Lynn Wade.....	31	1980	Mike Bock.....	10
1981	Bob Daggy.....	375	1981	Rick Powell.....	34	1981	Mike Bock.....	10
1982	Bryan House.....	338	1982	Tom Hennrich.....	49	1982	House & Rhodes.....	9
1983	Lynn Wade.....	404	1983	Mike Prior.....	44	1983	Lynn Wade.....	15
1984	John LaRocco.....	389	1984	Bryan House.....	49	1984	Bryan House.....	15
1985	Mike Prior.....	413	1985	Mike Prior.....	63	1985	Scott Huss.....	14
1986	Chris Gurchiek.....	342	1986	Frank Mustari.....	40	1986	Frank Mustari.....	12
1987	Scott Huss.....	355	1987	Meece & Mustari.....	41	1987	Scott Meece.....	12
1988	Don King.....	344	1988	Tony Simmonds.....	45	1988	Ray Ledinsky.....	13
1989	Dave Wyss.....	326	1989	Scott Lothery.....	42	1989	Tony Simmonds.....	15
1990	Todd Schroeder.....	405	1990	Tony Simmonds.....	43	1990	Todd Schroeder.....	20
1991	Todd Schroeder.....	352	1991	Todd Schroeder.....	48	1991	Brad James.....	16
1992	Terry Beyna.....	317	1992	Renaldo Gallagher.....	34	1992	Terry Beyna.....	13
1993	Dan Latka.....	320	1993	Mark Dorencz.....	50	1993	Austin & Dorencz.....	13
1994	Matt Gainer.....	377	1994	Greg Mote.....	51	1994	Greg Mote.....	22
1995	Matt Gainer.....	343	1995	Andy Scholfield.....	47	1995	Greg Mote.....	17
1996	Jeff Allen.....	311	1996	Tyler Turnquist.....	34	1996	Dan Latka.....	17
1997	Ryan Knox.....	369	1997	Ryan Knox.....	54	1997	Tyler Turnquist.....	16
1998	Ryan Duncheon.....	411	1998	Jeff Allen.....	66	1998	Seth Von Behren.....	18
1999	Eddie Pieczynski.....	377	1999	Duncheon & Knox.....	59	1999	Ryan Knox.....	16
2000	Ryan Duncheon.....	363	2000	Seth Von Behren.....	57	2000	Ryan Duncheon.....	20
2001	Jared Dufault.....	394	2001	Jared Dufault.....	58	2001	Jared Dufault.....	16
2002	Jon Peacock.....	406	2002	Jon Peacock.....	44	2002	Peacock & Cantrell.....	17
2003	Nate Whitney.....	339	2003	Jeremy Pickrel.....	42	2003	Jeremy Pickrel.....	17
2004	Nate Whitney.....	344	2004	Nate Whitney.....	41	2004	Nate Whitney.....	16
2005	Ryan Anetsberger.....	329	2005	Matt Bolt.....	44	2005	Three players.....	13
2006	Chris Frank.....	333	2006	Matt Bolt.....	43	2006	Dubler & O'Brien.....	13
2007	Ryan Anetsberger.....	328	2007	Kevin Dubler.....	36	2007	Kevin Dubler.....	20
2008	Kevin Dubler.....	358	2008	Kevin Dubler.....	47	2008	Kevin Dubler.....	23
2009	Mike Stalowy.....	328	2009	Mike Stalowy.....	41	2009	Stalowy & McNeely.....	15
2010	Kevin Tokarski.....	412	2010	Kevin Tokarski.....	70	2010	Kevin Tokarski.....	25
2011	Tyler McNeely.....	344	2011	Tyler McNeely.....	50	2011	Ryan Court.....	15
2012	Ty Wiesemeyer.....	333	2012	Chad Hinshaw.....	43	2012	Ty Wiesemeyer.....	15
2013	Eric Aguilera.....	346	2013	Chad Hinshaw.....	54	2013	Eric Aguilera.....	19
2014	Paul DeJong.....	349	2014	Paul DeJong.....	44	2014	Paul DeJong.....	21
2015	Joe Kelch.....	338	2015	DeJong & Dwyer.....	47	2015	Paul DeJong.....	21
2016	Owen Miller.....	328	2016	Daniel Dwyer.....	39	2016	Owen Miller.....	23
2017	Owen Miller.....	325	2017	Owen Miller.....	36	2017	Owen Miller.....	19
2018	Owen Miller.....	384	2018	John Rave.....	48	2018	John Rave.....	19
2019	Joe Aeilts.....	346	2019	John Rave.....	56	2019	Joe Aeilts.....	16
2020*	Gunner Peterson.....	364	2020*	Joe Butler, Blackford, & Huggins.....	9	2020*	Gunner Peterson.....	4
2021	Jake McCaw.....	367	2021	Jordan Libman.....	41	2021	Jake McCaw.....	14
2022	Ryan Cermak.....	340	2022	Ryan Cermak.....	45	2022	Nick Gile.....	14



SEASON LEADERS



Triples		Home Runs		Stolen Bases		RBIs	
1969	Tom Klein 6	1969	Guy Homoly 7	1969	Guy Homoly 18	1969	Tom Klein 29
1970	Steve Pultorak 4	1970	Four players tied with 1	1970	Tom Monschein 11	1970	Ernie Pedersen 18
1971	Dave Nichols 4	1971	Housman & Nichols 2	1971	Tom Monschein 9	1971	Mark Chuvala 19
1972	Rich Olson 6	1972	Mitch Nowicki 7	1972	Mike Reifeiss 6	1972	Bergman & Nowicki 23
1973	Mitch Nowicki 2	1973	Rich Olson 4	1973	Jim Warning 7	1973	Dave Bergman 22
1974	Three tied with 1	1974	Dave Bergman 3	1974	Dave Bergman 12	1974	Rich Olson 19
1975	Mike Bonczyk 4	1975	Krieger & Litterio 2	1975	Blake Tekotte 10	1975	Mike Bonczyk 21
1976	Jeff Zitek 4	1976	Gilbert & Krieger 4	1976	Blake Tekotte 23	1976	Jeff Gilbert 36
1977	Koopman, Martinez 3	1977	Greg Linhart 3	1977	Dave Koopman 13	1977	Tom Wieghaus 17
1978	Jeff Zitek 5	1978	Greg Linhart 5	1978	Greg Linhart 16	1978	Tom Wieghaus 34
1979	Hennrich, Schoenberg 2	1979	Bock & Schoenberg 2	1979	Wes Schoenberg 9	1979	Mike Mayerck 19
1980	Lynn Wade 3	1980	Dave Griffin 7	1980	Bob Daggy 24	1980	Dave Griffin 33
1981	Jim Rhodes 4	1981	Mike Bock 7	1981	Bryan House 27	1981	Mike Bock 32
1982	Lynn Wade 4	1982	Daggy & Wade 4	1982	Tom Hennrich 16	1982	Lynn Wade 31
1983	Mike Prior 4	1983	Lynn Wade 15	1983	Mike Prior 19	1983	Lynn Wade 45
1984	Prior & Earl 3	1984	Mike Prior 7	1984	Bryan House 20	1984	Mike Prior 37
1985	Mike Prior 8	1985	Mike Prior 19	1985	Mike Prior 20	1985	Mike Prior 70
1986	Scott Huss 5	1986	Frank Mustari 10	1986	Ray Ledinsky 9	1986	Frank Mustari 48
1987	Chris Gurchiek 5	1987	Frank Mustari 15	1987	Gurchiek, Watson 11	1987	Frank Mustari 46
1988	Tony Simmonds 3	1988	Ledinski & Wyss 4	1988	Tony Simmonds 9	1988	Dave Wyss 36
1989	Lothery, Simmonds 3	1989	Scott Lothery 8	1989	Three tied with 8	1989	Dave Wyss 44
1990	Todd Schroeder 10	1990	Scott Lothery 12	1990	Mark Dorencz 10	1990	Brad James 42
1991	Kevin Gockel 5	1991	Brad James 19	1991	Tony Simmonds 13	1991	Brad James 75
1992	Beyna & Dorencz 3	1992	Maurice Austin 6	1992	Renaldo Gallagher 21	1992	Terry Beyna 30
1993	Austin & Beyna 2	1993	Mark Dorencz 8	1993	Maurice Austin 18	1993	Maurice Austin 43
1994	Dan Latka 3	1994	Matt Gainer 14	1994	Andy Schofield 14	1994	Matt Gainer 54
1995	Stephen Gadlage 2	1995	Matt Gainer 12	1995	Andy Schofield 14	1995	Matt Gainer 54
1996	Dan Latka 4	1996	Jeff Allen 6	1996	Jeff Allen 10	1996	Jeff Allen 28
1997	Jason Sands 6	1997	Ryan Knox 8	1997	Gavric, Pyfer 11	1997	Tyler Turnquist 47
1998	Four tied with 3	1998	Allen & Duncheon 18	1998	Allen & Turnquist 12	1998	Ryan Duncheon 68
1999	Jared Dufault 6	1999	Ryan Duncheon 23	1999	Todd Mitchell 14	1999	Ryan Duncheon 64
2000	Jared Dufault 3	2000	Ryan Duncheon 13	2000	Seth Von Behren 16	2000	Ed Tolzien 57
2001	Jared Dufault 7	2001	Mike Saunches 13	2001	Ed Tolzien 12	2001	Mike Saunches 68
2002	Scott Legan 2	2002	Jon Peacock 9	2002	Jeremy Accardo 9	2002	Jon Peacock 48
2003	Four tied with 2	2003	Jeremy Pickrel 12	2003	Jeremy Pickrel 15	2003	Jeremy Pickrel 39
2004	Chris Shepherd 4	2004	Jeremy Pickrel 11	2004	Jeremy Pickrel 16	2004	Matt Bolt 40
2005	Five Players 2	2005	Matt Bolt 5	2005	Matt Bolt 16	2005	Kris Jenkins 34
2006	Ryan Anetsberger 3	2006	Kevin Dubler 4	2006	Bolt & Dubler 8	2006	Jesse Griswold 38
2007	Mike Tokarski 3	2007	Matt Bolt 7	2007	Collin Salzenstein 18	2007	Kevin Dubler 37
2008	Dubler & Stalowy 3	2008	Kevin Dubler 9	2008	Kevin Tokarski 32	2008	Kevin Dubler 56
2009	Mike Stalowy 4	2009	Tyler McNeely 7	2009	Stalowy & McNeely 12	2009	Ryan Court 41
2010	Zach Amrein 6	2010	Ryan Court 10	2010	Kevin Tokarski 33	2010	Kevin Tokarski 70
2011	Ryan Court 4	2011	Tyler McNeely 12	2011	Chad Hinshaw 31	2011	Tyler McNeely 48
2012	Ty Wiesemeyer 8	2012	Eric Aguilera 7	2012	Chad Hinshaw 23	2012	Ty Wiesemeyer 46
2013	Chad Hinshaw 4	2013	Aguilera & Z. Johnson 7	2013	Chad Hinshaw 33	2013	Eric Aguilera 58
2014	DeJong & Colon 3	2014	Paul DeJong 9	2014	Sean Beesley 27	2014	Paul DeJong 48
2015	Dennis Colon 2	2015	Paul DeJong 14	2015	Sean Beesley 9	2015	Paul DeJong 48
2016	Dwyer & Hutchinson 4	2016	Jean Ramirez 6	2016	Sean Beesley 10	2016	Owen Miller 44
2017	John Rave 4	2017	Miller and Braithwaite 6	2017	John Rave 12	2017	Owen Miller 48
2018	John Rave 3	2018	John Rave 8	2018	Owen Miller 8	2018	John Rave 49
2019	Joe Aeilts 4	2019	John Rave 12	2019	Aeilts & Parola 14	2019	Joe Aeilts 49
2020*	Jeremy Gaines 3	2020*	Joe Butler 3	2020*	Joe Butler & G. Peterson 3	2020*	Joe Butler 11
2021	Ryan Cermak 4	2021	Ryan Cermak 11	2021	Tyson Hays & Joe Butler 5	2021	Ryan Cermak 40
2022	Gile, Huggins, Nichols, Conklin 1	2022	Ryan Cermak 19	2022	Ryan Cermak & Jake McCaw 8	2022	Ryan Cermak 43



SEASON LEADERS



Wins		Innings Pitched		Strikeouts		ERA	
1969	Buzz Capra.....7	1969	Buzz Capra.....68.1	1969	Buzz Capra.....71	1969	Paul Sperry.....1.03
1970	Housman & Sperry.....5	1970	Paul Sperry.....56.2	1970	Paul Sperry.....60	1970	Bob Housman.....0.98
1971	Three tied with.....3	1971	Bob Housman.....53.1	1971	Bob Housman.....40	1971	Dan Steinbach.....2.98
1972	DeWerff & Steinbach.....4	1972	Bob Newman.....50.2	1972	Bob Newman.....50	1972	John DeWerff.....2.08
1973	John DeWerff.....5	1973	Mark Wronkiewicz.....46.2	1973	Tom Thezan.....29	1973	Mark Wronkiewicz.....2.12
1974	Dave Opyd.....7	1974	Dave Opyd.....62.2	1974	Jim Alton.....36	1974	Mike Mackie.....1.86
1975	Mike Mackie.....7	1975	Dave Opyd.....70.2	1975	Dave Boyd.....43	1975	Mike Mackie.....1.84
1976	Neubauer, Huber.....7	1976	Jim Olivieri.....69.2	1976	Jim Olivieri.....50	1976	Tim Hallam.....1.37
1977	Mark Huber.....6	1977	Mark Huber.....87.1	1977	Mark Huber.....66	1977	Mark Huber.....1.36
1978	Mark Huber.....6	1978	Mark Huber.....65.1	1978	Tim Millner.....69	1978	Dave Arvola.....1.52
1979	Tim Hallquist.....4	1979	Tim Millner.....48.1	1979	Tim Millner.....37	1979	Tim Hallquist.....3.72
1980	Three tied with.....3	1980	Don Borgini.....45.1	1980	Don Borgini.....32	1980	Don Borgini.....6.35
1981	Three tied with.....5	1981	Todd Walker.....54.1	1981	Greg Troemel.....35	1981	Todd Walker.....1.16
1982	Duane Johnson.....6	1982	Duane Johnson.....52.2	1982	Dave Wampler.....26	1982	Duane Johnson.....2.05
1983	Doug Boehm.....6	1983	Doug Boehm.....53.1	1983	Doug Boehm.....27	1983	Doug Boehm.....3.54
1984	Boehm & Reibel.....6	1984	Doug Boehm.....73.0	1984	Greg Troemel.....58	1984	Tom Hammerton.....2.70
1985	Boehm & Hodges.....6	1985	Dan Freed.....60.0	1985	Jay Darnell.....43	1985	Jay Darnell.....3.32
1986	Dan Freed.....5	1986	Dan Freed.....61.2	1986	Jay Darnell.....48	1986	Matt Hodges.....3.94
1987	Freed, Wagner.....6	1987	Dan Freed.....88.1	1987	Dan Freed.....57	1987	Paul Wagner.....2.40
1988	Dan Freed.....5	1988	Dan Freed.....82.0	1988	Dan Freed.....41	1988	Dan Freed.....2.52
1989	Paul Wagner.....8	1989	Scott Brown.....93.0	1989	Scott Brown.....61	1989	Cory Tasche.....1.93
1990	Ed Stryker.....8	1990	Ed Stryker.....104.1	1990	Ed Stryker.....65	1990	Ed Stryker.....3.36
1991	Matt Herges.....8	1991	Matt Herges.....80.1	1991	Matt Herges.....61	1991	Nick Boratto.....3.78
1992	Duffy & Herges.....4	1992	Matt Herges.....94.2	1992	Matt Herges.....90	1992	Tom Duffy.....3.19
1993	Casey Fisk.....7	1993	Paul O'Malley.....88.0	1993	Paul O'Malley.....62	1993	Brian Okrasinski.....2.68
1994	Three tied with.....6	1994	Todd Keck.....104.2	1994	Paul O'Malley.....72	1994	Mark Hahn.....3.44
1995	Brian Okrasinski.....7	1995	Kevin McMahon.....79.1	1995	Kevin McMahon.....53	1995	Brian Okrasinski.....3.18
1996	Jason Pearson.....4	1996	Brian Okrasinski.....70.2	1996	Brian Okrasinski.....51	1996	Kevin McMahon.....3.33
1997	Keola Delatori.....7	1997	Eric Eckenstahler.....75.2	1997	Eric Eckenstahler.....96	1997	Brian Forystek.....3.26
1998	Brian Forystek.....6	1998	B.J. Burkhart.....80.0	1998	Brian Forystek.....68	1998	Jason Pearson.....3.92
1999	Eric Eckenstahler.....8	1999	B.J. Burkhart.....105.0	1999	Eric Eckenstahler.....74	1999	B.J. Burkhart.....3.34
2000	Cotts & Forystek.....7	2000	Neal Cotts.....97.0	2000	Neal Cotts.....104	2000	Neal Cotts.....3.25
2001	Steve Hecker.....9	2001	Neal Cotts.....87.1	2001	Neal Cotts.....113	2001	Neal Cotts.....2.89
2002	Steve Reyes.....5	2002	Mike Quinlan.....73.0	2002	Kyle Bloom.....55	2002	Mike Quinlan.....3.95
2003	Kyle Zaleski.....6	2003	Kyle Bloom.....77.2	2003	Kyle Bloom.....79	2003	Dave Macdonald.....3.93
2004	Kyle Bloom.....6	2004	Kyle Bloom.....75.0	2004	Kyle Bloom.....85	2004	Todd Stein.....3.98
2005	Eric Theisen.....6	2005	Ned Schauff.....72.2	2005	Ned Schauff.....61	2005	Eric Theisen.....3.00
2006	Ian Berger.....6	2006	Ian Berger.....84.2	2006	Ian Berger.....69	2006	Kitt Kopach.....4.17
2007	Ryan Copeland.....4	2007	Eric Theisen.....79.1	2007	Eric Theisen.....44	2007	Jim Sajewich.....2.89
2008	Eric Theisen.....5	2008	Ryan Copeland.....89.1	2008	Ryan Copeland.....72	2008	Eric Theisen.....3.74
2009	Camp & Maines.....6	2009	Ryan Copeland.....91.2	2009	Copeland & Maines.....69	2009	Ryan Copeland.....3.63
2010	Corey Maines.....6	2010	Corey Maines.....86.0	2010	Ryan Copeland.....78	2010	Kenny Long.....1.38
2011	Corey Maines.....9	2011	Corey Maines.....94.0	2011	Corey Maines.....110	2011	Corey Maines.....2.87
2012	Dylan Craig.....8	2012	Chris Razo.....87.0	2012	Chris Razo.....72	2012	Kenny Long.....2.29
2013	Dan Savas.....10	2013	Dan Savas.....100.1	2013	Dan Savas.....98	2013	Chris Razo.....1.71
2014	Dan Savas.....8	2014	Dan Savas.....102.2	2014	Dylan Craig.....98	2014	David Suarez.....1.99
2015	Jacob Hendren.....10	2015	Jacob Hendren.....106.0	2015	Jacob Hendren.....99	2015	Jacob Hendren.....2.80
2016	Steve Heilenbach.....5	2016	Steve Heilenbach.....87.1	2016	David Meade.....63	2016	Jack Landwehr.....2.89
2017	Brady Huffman.....4	2017	Brady Huffman.....64.1	2017	Jack Landwehr.....57	2017	Brent Headrick.....3.79
2018	Brady Huffman.....5	2018	Brady Huffman.....73.1	2018	Brent Headrick.....59	2018	Michael Sebbby.....4.57
2019	Brent Headrick.....9	2019	Brent Headrick.....96.0	2019	Brent Headrick.....115	2019	Brent Headrick.....3.47
2020*	Johnson & Salata.....2	2020*	Colton Johnson.....25.0	2020*	Colton Johnson.....37	2020	Colton Johnson.....3.60
2021	Jordan Lussier.....6	2021	Colton Johnson.....86.2	2021	Colton Johnson.....86	2021	Colton Johnson.....3.32
2022	Derek Salata.....4	2022	Derek Salata.....65.2	2022	Derek Salata.....63	2022	Jared Hart.....2.45



AWARDS + HONORS



NATIONAL HONORS

1969	College Division Coach of the Year	Duffy Bass
1966	College Division All-America	Ed Sennett
1969	P	Guy Homoly
2010	ABCA/Rawlings All-America Team	2B Kevin Tokarski
2018	SS	Owen Miller (3rd Team)
2010	Louisville Slugger All-America Team	2B Kevin Tokarski
2013	SP	Chris Razo (3rd Team)
2015	SP	Jacob Hendren (3rd Team)
2013	College Baseball Insider All-America Team	SP Dan Savas (Honorable Mention)
	SP	Chris Razo (Honorable Mention)
2010	Ping! Baseball All-America Team	2B Kevin Tokarski
1974	Sporting News All-America Team	OF Dave Bergman
2017	Collegiate Baseball Freshman All-America Team	CF John Rave (3rd Team)
2021	CF	Ryan Cermak (2nd-year freshman)
2016	Baseball America Freshman All-America Team	SS Owen Miller (2nd Team)
2000	Louisville Slugger Freshman All-America Team	P Kyle Bloom
	P	Dave MacDonald
2008	INF	Kevin Tokarski
2016	SS	Owen Miller
1998	ABCA/Rawlings All-Midwest Region Team	OF Jeff Allen (1st Team)
2001	DH	Mike Saunches (1st Team)
2010	2B	Kevin Tokarski (1st Team)
2015	2B	Paul DeJong (2nd Team)
2018	SS	Owen Miller (1st Team)
2019	3B	Joe Aeilts (2nd Team)
2022	CF	Ryan Cermak (1st Team)
1976	NCAA Regional All-Tournament Team	1B Gary Krieger
	OF	Mike Bonczyk
2010	SS	Brett Kay
2019	1B	Jack Butler
	SP	Matt Walker
1983	Academic All-America	C Jim Pacanowski (2nd Team)
1984	C	Jim Pacanowski (3rd Team)
2015	P	Jacob Hendren (1st Team)
2015	INF	Paul DeJong (1st Team)
2018	C	Collin Braithwaite (2nd Team)
2022	1B	Jake McCaw (1st Team)
	CoSIDA Academic All-District V	

2009	3B	Ryan Court
2011	3B	Ryan Court
2015	P	Jacob Hendren
2015	INF	Paul DeJong
2018	C	Collin Braithwaite (2nd Team)
2022	1B	Jake McCaw (1st Team)
2022	OF	Ryan Cermak

MISSOURI VALLEY CONFERENCE HONORS

1983	OF	Lynn Wade
	SP	Doug Boehm
1984	2B	Bryan House
1985	OF	Mike Prior
	C	Loren White
1988	SP	Dan Freed
	SP	Bruce Prybylinski
1989	DH	Dave Wyss
	SP	Paul Wagner
1990	UT	Todd Schroeder
1993	UT	Maurice Austin
1997	3B	Tyler Turnquist
1998	OF	Jeff Allen
	C	Ryan Duncheon
1999	DH	Ryan Duncheon
	SP	Eric Eckenstahler
2000	OF	Jared Dufault
	C	Ryan Duncheon
2001	P	Neal Cotts
	OF	Jared Dufault
	DH	Mike Saunches
2003	SS	Jeremy Accardo
2005	OF	Matt Bolt
2007	DH	Kevin Dubler
2010	P	Ryan Copeland
	P	Kenny Long
	2B	Kevin Tokarski
2011	3B	Ryan Court
	RP	Kenny Long
	OF	Tyler McNeely
2012	OF	Eric Aguilera
	3B	Zac Johnson
	P	Kenny Long
2013	OF	Eric Aguilera
	C	Mike Hollenbeck
	3B	Zac Johnson
	SS	Brett Kay
	SP	Chris Razo
	RHP	Jeremy Rhoades
	SP	Dan Savas
2014	1B	Kyle Stanton
2015	2B	Paul DeJong
	UT	Paul DeJong
	P	Jacob Hendren
	1B	Mason Snyder
2018	SS	Owen Miller
2019	3B	Joe Aeilts
	OF	Joe Butler
	SP	Brent Headrick
	OF	John Rave
2021	CF	Ryan Cermak
	1B	Jake McCaw
2022	CF	Ryan Cermak

All-MVC Second Team

1982	SP	Duane Johnson
1983	SS	Paul Giersz
	DH	Jay Hoffman
1984	SS	Paul Giersz
	OF	Mike Prior
	DH	Loren White
	P	Bob Reibel
1986	3B	Frank Mustari
1987	3B	Frank Mustari
	SP	Paul Wagner
1988	C	Don King
1989	SS	Tony Simmonds
1991	1B	Don Prybylinski
	OF	Todd Schroeder
	OF	Brad James
1993	SS	Mark Dorencz
	SP	Paul O'Malley
1995	1B	Matt Gainer
	2B	Greg Mote
	RP	Bill Brabec
1997	OF	Ryan Knox
	P	Eric Eckenstahler
1998	RP	Jason Pearson
1999	SS	Ryan Knox
	SP	Todd Mitchell
2000	SP	Brian Forsyth
	3B	Seth Von Behren
2001	U	Ryan Cantrell
2002	2B	Jon Peacock
	DH	Brad Bours
2003	OF	Jeremy Pickrel
2006	3B	Ryan Anelsberger
2007	3B	Ryan Anelsberger
2008	C	Kevin Dubler
	RP	Eric Theisen
2009	SS	Collin Salzenstein
2010	3B	Ryan Court
	DH	Anthony Ruffolo
2014	SP	Dan Savas
	RP	David Suarez
2015	2B	Joe Kelch
2016	SP	Steve Heilenbach
2017	SS	Owen Miller
2018	CF	John Rave
2021	DH	Jordan Libman
2022	SP	Jared Hart
	All-MVC Honorable Mention	
1989	2B	Randy Gentile
	OF	Scott Lothery
	SP	Cory Tasche
1990	C	Don Prybylinski
	3B	Tony Simmonds
	OF	Brad James
	OF	Scott Lothery
	SP	Ed Stryker
1992	SS	Mark Dorencz
	OF	Tom Duffy
1992	OF	Andy Schofield
1993	OF	Dan Latka
	RP	Brian Okrasinski
1994	2B	Don Spaniak
	3B	Greg Mote
	UT	Matt Gainer
	OF	Andy Schofield
	OF	Dan Latka
	SP	Brian Okrasinski
1995	SP	Jay Hoffman
1996	OF	Ed Tolzien
	P	Jason Pearson
1997	2B	Todd Mitchell
	OF	Mane Gavric
	OF	Jim Pyler
1999	OF	Jared Dufault
2000	SP	Neal Cotts
	OF	Ed Tolzien
2001	1B	Ryan Cantrell
2002	SP	Eric Theisen
	RP	Jeremy Accardo
2003	P	Kyle Bloom
	OF	Nate Whitney
2004	OF	Nate Whitney
	RP	Kyle Zaleski
2005	RP	Eric Theisen
2006	RF	Matt Bolt
	C	Kevin Dubler
	2B	Jesse Griswold
	CF	Kris Jenkins
2007	1B	Jesse Griswold
	UT	Kyle O'Brien
2008	SP	Ryan Copeland
2009	SP	Ryan Camp
	3B	Ryan Court
	OF	Tyler McNeely
	2B	Mike Stalowy
2010	C	Matt Mirabal
2011	RP	Justin Hauer
	SP	JD Lennard
	SP	Corey Maines
	IF	Kevin Tokarski
2012	P	Justin Hauer
	OF	Chad Hinshaw
	C	Matt Mirabal
	2B	Kevin Tokarski
	OF	Ty Wiesmeyer
2013	OF	Chad Hinshaw
2014	SS	Dennis Colon
	C	Mike Hollenbeck
	CF	Daniel Dwyer
	SP	Dylan Craig
	SP	Jeremy Rhoades
2016	SS	Owen Miller
2017	OF	John Rave
2018	C	Collin Braithwaite
2019	OF	Jack Butler
2021	C	Tyson Hays
	2B	Kyle Soberano
	SP	Colton Johnson
	SP	Sean Sinisko
	SP	Jordan Lussier
2022	3B	Nick Gile
	RP	Colin Wyman
	SP	Derek Salata



MVC All-Tournament Team

1985 C Loren White
1989 C Don Prybylinski
1990 P Ed Stryker
1994 2B Don Spaniak
OF Matt Gainer
UT Casey Fisk
P Mark Hahn
1997 OF Ryan Knox
1999 SP B.J. Burkhart
DH Ryan Duncheon
OF Ryan Knox
2010 1B Zach Amrein
3B Ryan Court
DH Evan Kohli
P Kenny Long
C Matt Mirabal
2B Kevin Tokarski
2012 OF Chad Hinshaw
2013 OF Chad Hinshaw
C Mike Hollenbeck
SS Brett Kay
SP Dan Savas
1B Kyle Stanton
2014 1B Mason Snyder
3B Brock Stewart
C Mike Hollenbeck
DH Logan Leverett
OF Daniel Dwyer
P Dylan Craig
2016 2B Derek Parola
UT Nick Zouras
P Brady Huffman
1919 3B Brent Headrick
SS Joe Butler
Aidan Huggins

MVC Most Valuable Player

2010 INF Kevin Tokarski
2019 3B Joe Aeilts

MVC Pitcher of the Year

2013 SP Chris Razo
2019 SP Brent Headrick

MVC Freshman of the Year

2008 INF Kevin Tokarski

MVC Newcomer of the Year

2015 P Jacob Hendren

MVC Defensive Player of the Year

2013 SS Brett Kay
2021 CF Ryan Cermak
2022 CF Ryan Cermak

MVC Coach of the Year

2010 Mark Kingston
2013 Mark Kingston
2019 Steve Holm

MVC Tournament MVP

1994 OF Matt Gainer
2010 INF Kevin Tokarski

MVC Player of the Week

1993 SS Mark Dorencz

1994 UT Casey Fisk
1997 1B Seth Von Behren
1998 OF Jeff Allen
1999 C Ryan Duncheon
OF Ryan Knox
1997 SS Seth Von Behren
1998 3B Ryan Duncheon
1999 3B Seth Von Behren
OF Ryan Cantrell
DH Mike Sauches
2000 OF Matt Bolt
RF Lee Fischer
2004 OF Matt Bolt
2005 2B Mike Stalowy (4/13)
2006 RF Ryan Court (4/20)
2009 2B Kevin Tokarski (2/22)
2010 2B Kevin Tokarski (5/10)
C Tyler McNeely (3/21)
2011 OF Ty Wisemeyer (4/23)
2012 1B Kyle Stanton (5/6)
2013 OF Logan Leverett (3/24)
2014 2B Paul DeJong (4/28)
C Mike Hollenbeck (5/5)
2015 OF Logan Leverett (2/23)
C Sean Beesley (5/2)
2016 SS Owen Miller (5/14)
2018 OF John Rave (2/18)
OF Jordan Libman (3/18)
2019 OF Nick Zouras (5/20)
C Jake McCaw (2/28)

MVC Pitcher of the Week

1992 SP Corey Tasche
1994 SP Paul O'Malley
1998 RP Jason Pearson
RP Jason Pearson
1999 SP Eric Eckenstahler
SP B.J. Burkhart
2000 SP Neal Cotts
SP Eric Eckenstahler
SP Neal Cotts
SP Brian Forsytek
2001 SP Neal Cotts
SP Neal Cotts
2002 SP Mike Quinlan
2003 RP Dave Macdonald
2005 RP Matt Fowles
SP Ned Schauf
SP Eric Theisen
2007 SP Corey Maines (3/17)
2008 SP Kenny Long (3/29)
2010 RP Kenny Long (5/10)
SP Corey Maines (3/28)
2011 SP Chris Razo (4/8)
SP Brad Sorkin (4/22)
SP Chris Razo (5/6)
SP Dan Savas (5/19)
2014 SP Dylan Craig (3/10)
SP Matt Walker (5/22)
2017 RP Brent Wicklund (4/8)
2019 SP Colton Johnson (4/15)
RP Jared Hart (2/21)
2022 SP Derek Salata (3/21)

MVC Scholar-Athlete First Team

1974 C Jim Pacanowski

P Brad Lueders
P Bob Reibel
OF Greg Bee
1B Todd Reeser
1997 SS Jason Sands
1998 3B Jason Sands
2B Jay Anderson
1975 OF Ryan Knox
3B Jason Sands
3B David Schoeberlein
SP Neal Cotts
2000 SP Eric Eckenstahler
RP David Schoeberlein
2001 OF Ryan Cantrell
OF Neal Cotts
SP Dave Schoeberlein
2002 OF Ryan Cantrell
2004 OF Nate Whitney
2009 3B Ryan Court
2010 3B Ryan Court
2011 3B Ryan Court
2012 OF Chad Hinshaw
2013 OF Eric Aguilera
OF Chad Hinshaw
INF Zac Johnson
2B Paul DeJong
2015 2B Paul DeJong
SP Jacob Hendren
SP Jacob Hendren
C Collin Braithwaite
SS Owen Miller
2018 C Collin Braithwaite
C Owen Miller
SS Owen Miller
CF John Rave
2019 3B Joe Aeilts
OF Joe Butler
SP Brent Headrick
2021 UTL Joe Butler
1B Jake McCaw
2022 1B Jake McCaw
CF Ryan Cermak
RP Colin Wyman

MVC All-Defensive Team

2021 C Jim Pacanowski
2022 CF Ryan Cermak
2B Greg Nichols
SS Luke Cheng

ILLINOIS STATE HONORS

Retired Numbers

13 Coach Duffy Bass
12 OF Dave Bergman
9 P Lee "Buzz" Capra

ISU Hall of Fame

1972 Stanley Changnon
Howard Hancock
James Johnson
William Kuhfuss
Richard Tate
Fred Young
Richard Baldrini
Paul Benjamin
John Dal Santo
1973 Larry Kindred
Dean Burridge

Marvin Hamilton
Clifford Horton
Milton Kadlec
Richard Kavanagh
Bob Riggerbach
Bill Savier
Lee "Buzz" Capra
Richard Conrad
Harold E. Frye
Guy Homoly
Paul Sperry
Sam Chicas
Roger Francour
Les Hellemann
Frank Olivieri
Ernie Pedersen
Tom Klein
Henry Porter
Harrison Russell
Dan Hogan
Larry Hallaert
George Mathews
Dave Trayser
Dave Bergman
1980 Tom Hodgson
1981 Rich Olson
Glen Jaquart
1982 Duffy Bass
1983 James Bowers
Carl Eichstaedt
Joe Garner
Irish O'Reilly
Harold Swartzbaugh
Henry Kaiser
Claude Krack
1989 Baseball Team
Jim Tague
Mike Prior
John Swart
1995 Ed Sennett
1996 Glen Honsbruch
2000 Tom Wiegtaus
2004 Mark Huber
2008 Dan Freed
2010 Ryan Duncheon
2015 Neal Cotts
2016 Jared Dufault
2021 Todd Schroeder

ISU Red Tassel Mortarboard

1998 2B Jay Anderson
2000 RP David Schoeberlein

Milt Weisbacker Male Student-Athlete of the Year

1994 OF Matt Gainer
2010 2B Kevin Tokarski
2019 3B Joe Aeilts

Doug Collins Male Scholar-Athlete of the Year

1998 2B Jay Anderson
1999 2B Jay Anderson
2003 P Josh Kauten
2012 OF Chad Hinshaw
2013 INF Paul DeJong
2015 P Jacob Hendren
2019 P Michael Seby




REDBIRD HEAD COACH



George Binnewies
1909
9-1
(All Games)




Harrison Russell
1911-23
27-54-1
(All Games)



Clifford Horton
1924-32
43-61
(All Games)




Howard Hancock
1933-46
120-112-2
(All Games)



Harold Frye
1947-63
224-207-2
(All Games)



Duffy Bass
1964-88
713-457-18
(All Games)



Jeff Stewart
1989-2002
380-403-1
(Spring Only)



Jim Brownlee
2003-2009
157-208
(Spring Only)



Mark Kingston
2010-2014
173-102
(Spring Only)



Bo Durkac
2015-2018
82-134
(Spring Only)




Steve Holm
2019-Present
87-99
(Spring Only)

MILESTONE VICTORIES

Win	Score	Year	Significance
1	Illinois State 13, Illinois Wesleyan 9	1890	First Victory
100	Illinois State 3, Illinois Wesleyan 0	1933	100th Victory
200	Illinois State 13, Illinois Wesleyan 10	1944	200th Victory
300	Illinois State 9, Western Illinois 1	1954	300th Victory
400	Illinois State 4, Indiana Central 0	1961	400th Victory
	Illinois State 2, Keesler Air Base 0	1964	Duffy Bass' First Career Victory
	Illinois State 6, Youngstown State 3	1966	First Postseason Victory
500	Illinois State 3, Southern Alabama 0	1967	500th Victory
	Illinois State 12, Missouri State 0	1969	College Division National Championship
600	Illinois State 4, MacMurray 0	1971	600th Victory
700	Illinois State 4, Southeast Missouri 1	1976	700th Victory
	Illinois State 5, Southern Illinois 2	1976	First Division I Postseason Victory
800	Illinois State 29, Illinois Wesleyan 9	1981	800th Victory
	Illinois State 1, Southern Illinois 0	1982	First Missouri Valley Conference Victory
	Illinois State 17, Southern Illinois 6	1984	First Missouri Valley Tournament Victory
900	Illinois State 5, Bradley 1	1985	900th Victory
	Illinois State 9, Valparaiso 4	1988	Duffy Bass' 700th Career Victory
1,000	Illinois State 2, Marietta 0	1988	1,000th Victory
	Illinois State 18, Bradley 10	1994	Missouri Valley Tournament Championship
1,500	Illinois State 13, Bucknell 6	2008	1,500th Victory
1,525	Illinois State 3, Evansville 2 (10 inn.)	2009	First Victory at Renovated Duffy Bass Field
1,568	Illinois State 7, Evansville 6	2010	Missouri Valley Regular-Season Championship
1,572	Illinois State 17, Wichita State 8	2010	Missouri Valley Tournament Championship
1,677	Illinois State 9, Southern Illinois 8 (10 inn.)	2013	First Outright Missouri Valley Conference Championship
1,678	Illinois State 11, Bradley 1 (8 inn.)	2013	Hosted First MVC Championship Game at Duffy Bass Field
	Illinois State 7, Vanderbilt 3	2019	First Win over #1 school in Program History

NO-HITTERS

Year	Pitcher	Score
1962	Bill Evans	Illinois State 10, Southern Illinois 0
1964	Bill Evans	Illinois State 1, Lewis 0
1966	Irish O'Reilly	Illinois State 2, Illinois Wesleyan 0
1969	John Zolt	Illinois State 2, Southeast Louisiana 0
1971	John Shay, Dan Steinbach, Bob Newman, Phil Fox, Bob Seeds	Illinois State 5, Wisconsin-Milwaukee 0
1976	Jim Olivieri, Jim Roach, Gary Neubauer, Tim Hallam	Illinois State 9, Valparaiso 0
1981	Duane Johnson	Illinois State 6, Illinois-Chicago 0 (7)
1982	Dave Wampler	Illinois State 16, Valparaiso 0 (5)
1987	Paul Wagner	Illinois State 9, Chicago State 0



Paul Wagner was the last Illinois State pitcher to throw a no-hitter, accomplishing the feat in 1987 against Chicago State. Wagner came within one strike of repeating the feat in the Major Leagues during the 1995 season with the Pirates, but a single by Andres Galarraga ended the bid.



YEAR-BY-YEAR RESULTS



Chad Hinshaw
 Helped guide Illinois State to a pair of Missouri Valley Conference titles and holds school records for stolen bases in a season (33) and a career (109).

Team	W	L	T	Pct.	Team	W	L	T	Pct.	Team	W	L	T	Pct.	Team	W	L	T	Pct.	Team	W	L	T	Pct.
1890	2	0	0	1.000	1928	7	5	0	.583	1954	19	5	0	.791	1980	17	26	0	.395	2006	20	33	0	.377
1894	6	3	0	.667	1929	6	7	0	.461	1955	15	10	0	.600	1981	29	13	0	.690	2007	20	32	0	.384
1895	7	2	0	.778	1930	7	8	0	.466	1956	18	10	0	.642	1982	24	19	3	.554	2008	22	30	0	.423
1896	1	3	0	.250	1931	5	5	0	.500	1957	15	10	0	.600	1983	27	15	0	.642	2009	25	23	0	.520
1901	1	2	0	.333	1932	5	7	0	.416	1958	18	13	0	.580	1984	33	14	1	.697	2010	32	24	0	.571
1902	0	6	0	.000	1933	5	10	1	.343	1959	8	17	0	.320	1985	34	18	3	.645	2011	36	18	0	.667
1904	0	4	0	.000	1934	12	4	0	.750	1960	12	12	0	.500	1986	24	31	3	.439	2012	33	19	0	.635
1905	1	7	0	.125	1935	7	7	0	.500	1961	20	11	0	.645	1987	30	23	0	.566	2013	39	19	0	.672
1907	1	7	0	.125	1936	11	7	0	.611	1962	13	15	0	.464	1988	21	25	2	.458	2014	33	22	0	.600
1908	0	1	0	.000	1937	10	10	0	.500	1963	12	16	0	.428	1989	26	34	0	.433	2015	27	27	0	.500
1909	9	1	0	.900	1938	10	10	0	.500	1964	13	19	0	.406	1990	26	31	0	.456	2016	17	37	0	.315
1911	1	7	0	.142	1939	10	10	0	.500	1965	11	16	0	.407	1991	27	33	0	.450	2017	16	40	0	.286
1912	5	4	0	.555	1940	9	8	0	.529	1966	28	4	0	.875	1992	21	31	0	.403	2018	22	30	0	.423
1913	1	4	0	.200	1941	9	10	0	.473	1967	20	13	1	.602	1993	28	31	0	.474	2019	36	26	0	.581
1914	0	7	0	.000	1942	9	7	1	.558	1968	27	7	0	.794	1994	30	29	0	.508	2020	7	9	0	.438
1915	1	6	1	.187	1943	9	5	0	.642	1969	33	5	0	.868	1995	25	28	1	.472	2021	23	34	0	.404
1916	1	7	0	.125	1944	7	8	0	.466	1970	22	7	0	.758	1996	19	34	0	.358	2022	21	30	0	.412
1917	2	1	0	.667	1945	9	5	0	.642	1971	17	20	0	.459	1997	29	26	0	.527					
1920	7	2	0	.777	1946	3	11	0	.214	1972	21	12	0	.636	1998	32	22	0	.592					
1921	5	4	0	.555	1947	7	7	0	.500	1973	21	11	0	.656	1999	35	24	0	.593					
1922	2	6	0	.333	1948	10	14	1	.420	1974	20	14	0	.588	2000	27	28	0	.490					
1923	2	6	0	.333	1949	15	11	0	.576	1975	21	19	0	.525	2001	31	22	0	.584					
1924	1	6	0	.166	1950	11	11	1	.500	1976	41	21	0	.661	2002	24	30	0	.444					
1925	4	7	0	.363	1951	16	8	0	.667	1977	13	22	1	.375	2003	23	29	0	.442					
1926	4	7	0	.363	1952	8	18	0	.307	1978	14	19	0	.424	2004	21	34	0	.381					
1927	4	9	0	.307	1953	7	19	0	.269	1979	16	16	0	.500	2005	26	27	0	.490					

1,883-1,822-20

.506

All-Time Winning Percentage



ALL-TIME SERIES RESULTS

Team	W	L	T	First	Last	Team	W	L	T	First	Last	Team	W	L	T	First	Last	
Army	2	0	0	2012	2012	James Madison	2	0	0	2010	2010	Rhodes (Tenn.)	4	3	0	1964	1967	
Akron	1	1	0	1997	2008	Kansas	0	3	0	2022	2022	Robert Morris College (Ill.)	2	0	0	2008	2014	
Alabama	0	2	0	1991	1991	Kansas State	2	4	0	1990	2007	Rockford	2	0	0	1980	1980	
Alabama-Birmingham	8	11	0	1983	1991	Kent State	0	1	0	2010	2010	Rutgers	0	1	0	2001	2001	
Arkansas	4	9	0	1950	2022	Kentucky	1	2	0	1975	2005	Sacramento State	1	0	0	2019	2019	
Arkansas State	12	7	0	1949	2022	Kentucky Wesleyan	2	1	0	1965	1967	St. Ambrose	1	0	0	1994	1994	
Auburn	3	2	0	1983	1991	Kirksville	2	0	0	1936	1936	St. Bonaventure	1	0	0	2010	2010	
Augustana	0	1	0	1915	1915	Lafayette	1	0	0	2008	2008	St. Francis (Ill.)	1	0	0	2018	2018	
Aurora	2	0	0	1979	1979	Lake Forest	2	0	0	1964	1964	St. Joseph's (Ind.)	4	2	0	1995	2000	
Austin Peay	11	22	0	1982	2017	Lakeland	4	0	0	1966	1969	St. Joseph's (Pa.)	1	1	0	1984	2015	
Ball State	8	8	0	1971	2006	Lamar	0	2	0	1993	1993	Saint Louis	41	23	0	1936	2022	
Belmont	8	9	0	2005	2019	Lambuth (Tenn.)	1	0	0	1937	1937	St. Mary's	2	0	0	1980	1980	
Bellarmino	17	5	0	1976	1980	LaSalle	2	0	0	1984	1984	St. Viator	1	5	0	1927	1932	
Bethune-Cookman	1	2	0	2008	2008	Lewis	17	9	0	1956	1992	St. Xavier	11	12	0	1989	2007	
Birmingham Southern	0	1	0	1990	1990	Liberty	0	1	0	2002	2002	Sam Houston State	0	1	0	1993	1993	
Boston College	1	0	0	1996	1996	Lipscomb	1	6	0	2005	2017	SEMO	17	6	1	1976	2021	
Bowling Green	6	1	0	2011	2015	Lincoln	18	16	0	1984	1929	Seton Hall	3	1	0	1996	2000	
Bradley	118	113	0	1901	2022	Little Rock	1	2	0	2020	2020	Shurtleff	0	3	0	1909	1933	
Brooklyn (N.Y.)	1	0	0	1986	1986	LIU-Brooklyn	4	0	0	2013	2015	South Alabama	3	2	0	1967	1988	
Brown	0	2	0	1974	1974	Louisiana Monroe	1	2	0	2020	2020	South Dakota State	2	0	0	2005	2009	
Brown's Business College	1	0	0	1913	1913	Louisiana State	6	8	0	1966	1980	Southeastern Louisiana	5	8	0	1958	1976	
Bucknell	2	2	0	2005	2015	Louisiana Tech	0	3	0	1935	1990	Southern Illinois	98	95	1	1948	2022	
Butler	10	5	0	1973	2018	Louisville	9	10	0	1976	2020	SIUE	21	9	1	1970	2022	
California-Santa Barbara	1	0	0	2002	2002	Loyola-New Orleans	5	7	0	1968	1972	Southern Indiana	0	1	1	1977	1977	
Canisius	1	0	0	1996	1996	Lynn	1	0	0	1997	1997	Southern Mississippi	1	2	0	2006	2006	
Carthage	1	0	0	1949	1949	MacMurray	20	2	0	1965	2014	Spring Hill (Ala.)	1	1	0	1967	1968	
Centenary (La.)	6	2	0	1957	1971	Maine	3	1	0	1994	2015	Stetson	1	2	0	2005	2005	
Central Arkansas	2	3	0	2014	2019	Marietta (Ohio)	8	7	1	1981	1988	Tennessee-Martin	2	0	0	1994	2022	
Central Connecticut State	1	0	0	1996	1996	Marist	0	2	0	1996	2000	Tennessee Tech	7	4	1	1986	2018	
Central Florida	1	0	0	1984	1984	Maryville (Mo.)	3	0	0	1982	1986	Texas A&M	0	3	0	1993	1993	
Central Michigan	39	18	1	1951	2019	Massachusetts	1	0	0	2005	2005	Texas-Arlington	0	1	0	2007	2007	
Charleston (W. Va.)	2	0	0	1989	1989	McKendree	12	4	0	1959	1992	Texas Christian	1	0	0	1990	1990	
Chicago	10	3	0	1938	1958	Memphis	7	24	0	1972	2017	Texas-Pan American	2	0	0	2009	2009	
Chicago State	8	5	1	1985	2008	Miami (Fla.)	2	6	0	1992	2013	Texas-San Antonio	0	1	0	2009	2009	
Cincinnati	1	0	0	1998	1998	Miami (Ohio)	0	6	0	2005	2017	Trinity (Texas) University	1	0	0	2009	2009	
Colorado State	2	0	0	1990	1990	Michigan State	0	1	0	2016	2016	Troy State	1	1	0	1989	1989	
Columbia	1	0	0	1997	1997	Middle Tennessee State	4	7	0	1968	1999	Truman State	2	0	0	1936	1936	
Concordia	2	0	0	1945	1945	Millikin	15	13	0	1904	1983	Tulane	4	13	0	1968	2016	
Connecticut	1	1	0	2004	2004	Millwaukee	26	9	0	1965	2022	Tuskegee (Ala.)	1	0	0	1969	1969	
Cornell	1	0	0	2005	2005	Minnesota	1	7	0	1993	2009	Union (Tenn.)	1	0	0	1970	1970	
Creighton	39	75	0	1984	2019	Minnesota State-Mankato	3	1	0	1963	2011	Upper Iowa	2	0	0	1940	1942	
Cumberland (Tenn.)	0	2	0	1937	1937	Missouri State (N.D.)	2	0	0	1984	1984	USF	0	1	0	2012	2012	
Cutler	1	0	0	1983	1983	Mississippi	0	4	0	1974	1977	Valparaiso	24	14	1	1969	2022	
Dallas Baptist	5	24	0	2014	2022	Mississippi College	3	2	0	1941	1979	Vanderbilt	5	12	0	1937	2019	
Davidson College	1	1	0	1995	1995	Mississippi Southern	4	1	0	1964	1967	Vermont	1	0	0	2006	2006	
Dayton	8	4	0	1974	2017	Mississippi State	0	2	0	1990	1990	Villanova	2	0	0	1984	1999	
Delta State (Miss.)	4	2	1	1968	1971	Missouri	2	9	0	1989	2021	Wagner	4	0	0	1998	2001	
DePaul	1	1	0	1948	1948	Missouri-Rolla	7	0	0	1981	1986	Washington	3	1	0	2018	2018	
Detroit Mercy	1	0	0	1973	1973	Missouri State	46	69	0	1969	2022	Washington (Mo.)	16	10	1	1938	1971	
Duquesne	2	0	0	1998	2010	Monmouth (Ill.)	0	1	0	1922	1922	Wayne State (Mich.)	2	1	0	1973	1989	
East Carolina	0	4	0	2001	2021	Monmouth (N.J.)	2	0	0	1998	1999	Webster	4	0	0	2012	2015	
Eastern Illinois	86	91	1	1907	2021	Montevallo (Ala.)	0	1	1	1985	1985	West Chester (Penn.)	1	0	0	1979	1979	
Eastern Kentucky	5	1	0	1941	2015	Morehead State	6	1	0	2013	2018	West Virginia	0	1	0	2001	2001	
Eastern Michigan	12	18	0	1951	1962	Murray State	5	4	0	2003	2022	Western Carolina	3	0	0	2022	2022	
Eureka	35	28	0	1894	1950	Navy	1	0	0	2012	2012	Western Illinois	90	76	1	1925	2022	
Evansville	70	57	1	1948	2022	Nebraska	0	4	0	1994	2007	Western Kentucky	14	12	0	1983	2017	
Fairfield	1	0	0	2013	2013	Nevada	0	1	0	1994	1994	Western Michigan	4	2	0	1956	2016	
Fairleigh Dickinson	2	1	0	1996	2005	New Mexico	1	0	0	2007	2007	Wichita State	29	101	0	1984	2017	
Florida A&M	1	0	0	2020	2020	New Orleans	5	17	0	1971	1987	William Carey	1	2	0	1967	1968	
Florida	0	3	0	2010	2014	Nicholls State (La.)	0	1	0	1970	1970	Wingate	1	0	0	1983	1983	
Florida Atlantic	4	1	0	1997	2015	UNC-Asheville	1	0	0	2003	2003	Winona State (Minn.)	1	0	0	1905	1905	
Florida International	2	3	0	1992	2016	UNC-Charlotte	1	2	0	1995	1995	Winthrop	0	1	1	1995	1995	
Florida State	0	2	0	2004	2020	North Central (Ill.)	4	3	0	1927	1938	Wisconsin	2	0	0	1991	1991	
Fordham	1	0	0	2002	2002	North Dakota	2	0	0	2014	2014	UW-La Crosse	0	0	1	1984	1984	
Fresno State	0	3	0	1994	2003	North Dakota State	1	0	0	2011	2011	UW-Oshkosh	4	2	0	1968	1972	
Georgetown	1	0	0	2015	2015	North Florida	0	2	0	2004	2010	UW-Platteville	3	0	0	1950	1952	
Georgia State	4	0	0	1983	1983	North Park	3	1	0	1967	1968	UW-Whitewater	5	0	0	1969	1973	
Georgia Tech	0	3	0	1983	1983	Northeastern Illinois	34	7	0	1975	1998	Wittenburg (Ohio)	1	1	0	1966	1968	
Gonzaga	0	2	0	2002	2003	Northern Illinois	78	58	1	1930	2018	Xavier	6	5	0	1994	2017	
Grand View (Iowa)	9	1	0	1984	1988	Northern Iowa	40	34	1	1940	2009	Youngstown State	1	0	0	2017	2017	
Hawai'i	0	4	0	2018	2018	Northern Kentucky	13	0	0	1978	1985							
Hiram (Ohio)	1	0	0	1967	1967	Northwestern	8	14	0	1926	2019							
Hoppeston	0	1	0	1896	1896	Northwestern State (La.)	1	1	0	1957	1994							
Houston	0	1	0	1993	1993	Notre Dame	17	10	0	1951	2017							
Huntington (Ind.)	1	0	0	1983	1983	Oakland	1	0	0	2011	2011							
Illinois	34	57	0	1904	2022	Oakland City (Ind.)	1	0	0	1965	1965							
Illinois-Chicago	29	12	0	1967	2022	Ohio Dominican	2	0	0	1979	1979							
Illinois College	11	17	0	1914	1937	Ohio	1	1	0	2000	1995							
Illinois Institute of Tech.	6	1	0	1950	2006	Ohio State	2	0	0	2011	2016							
Illinois Wesleyan	87	71	0	1890	2018	Oklahoma	1	3	0	2020	2020							
Indiana	3	5	0	2000	2022	Oklahoma State	0	5	0	1990	2021							
Indiana Central	6	0	0	1961	1970	Olivet (Mich.)	2	0	0	1981	1987							
Indiana Southeast	2	0	0	1982	1982	Olivet Nazarene	2	0	0	1998	1998							
Indiana State	89	116	0	1948	2022	Oral Roberts	0	1	0	2002	2002							
Iona	1	0	0	2001	2001	Oregon	1	3	0	2016	2016							
Iowa	13	8	0	1975	2022	Pace	3	0	0	1992	1999							
Ithaca College	1	0	0	1984	1984	Penn	1	1	0	2003	2003							
Jackson State (Miss.)	1	2	0	1970	1978	Penn State	0	1	0	2003	2003							
Jacksonville	1	2	0	2004	2020	Puget Sound	1	0	0	1969	1969							
Jackson																		