

ACEs

2024-25

**Men's Basketball
Record Book**



UE Coaching History

2024-25
Head Coach.....David Ragland
.....Craig Snow, George Swanson
.....Roosevelt Jones, Peter Funk, D.J. Balentine

2023-24
Head Coach.....David Ragland
.....Craig Snow, George Swanson
.....Roosevelt Jones, Peter Funk

2022-23
Head Coach.....David Ragland
.....Craig Snow, Marcus Wilson, George Swanson

2021-22
Head Coach.....Todd Lickliter
.....Logan Baumann, Thomas Jackson, Brandon Crone

2020-21
Head Coach.....Todd Lickliter
.....Logan Baumann, Thomas Jackson, Brandon Crone

2019-20
Head Coach.....W. McCarty/B. Seltzer/T. Lickliter
.....Bennie Seltzer, Terrence Commodore, Logan Baumann

2018-19
Head Coach.....Walter McCarty
Todd Lickliter, Matthew Graves, Terrence Commodore

2017-18
Head Coach.....Marty Simmons
.....Doug Novsek, Carson Harris, Kavon Lacey

2016-17
Head Coach.....Marty Simmons
.....Doug Novsek, Lennox Forrester, Geoff Alexander

2015-16
Head Coach.....Marty Simmons
.....Doug Novsek, Lennox Forrester, Geoff Alexander

2014-15
Head Coach.....Marty Simmons
.....Jimmy Elgas, Carson Harris, Geoff Alexander

2013-14
Head Coach.....Marty Simmons
.....Jimmy Elgas, Carson Harris, Geoff Alexander

2012-13
Head Coach.....Marty Simmons
.....Jimmy Elgas, Carson Harris, Geoff Alexander

2011-12
Head Coach.....Marty Simmons
.....Jimmy Elgas, Chris Hollender, Carson Harris

2010-11
Head Coach.....Marty Simmons
.....Jimmy Elgas, Chris Hollender, Carson Harris

2009-10
Head Coach.....Marty Simmons
.....Jimmy Elgas, Chris Hollender, Ben Wierzba

2008-09
Head Coach.....Marty Simmons
.....Marcus Belcher, Jimmy Elgas, Ben Wierzba

2007-08
Head Coach.....Marty Simmons
.....Marcus Belcher, Jimmy Elgas, Ben Wierzba

2006-07
Head Coach.....Steve Merfeld
Sean O'Regan, Kareem Richardson, Jason Zimmerman

2005-06
Head Coach.....Steve Merfeld
Sean O'Regan, Kareem Richardson, Jason Zimmerman

2004-05
Head Coach.....Steve Merfeld
Keith Nofzt, Kareem Richardson, Jason Zimmerman

2003-04
Head Coach.....Steve Merfeld
Keith Nofzt, Kareem Richardson, Jason Zimmerman

2002-03
Head Coach.....Steve Merfeld

.....Keith Nofzt, Stacey Palmore, James Wilhelm

2001-02
Head Coach.....Jim Crews
.....Lennox Forrester, Kirk Sarff, Marty Simmons

2000-01
Head Coach.....Jim Crews
.....Lennox Forrester, Kirk Sarff, Marty Simmons

1999-00
Head Coach.....Jim Crews
.....Lennox Forrester, Kirk Sarff, Marty Simmons

1998-99
Head Coach.....Jim Crews
.....Lennox Forrester, Kirk Sarff, Marty Simmons

1997-98
Head Coach.....Jim Crews
.....Lennox Forrester, Kirk Sarff, Marty Simmons

1996-97
Head Coach.....Jim Crews
.....Steve Kennett, Kirk Sarff, Lennox Forrester

1995-96
Head Coach.....Jim Crews
.....Steve Bennett, Krik Sarff, Marty Simmons

1994-95
Head Coach.....Jim Crews
.....Steve Bennett, Krik Sarff, Marty Simmons

1993-94
Head Coach.....Jim Crews
.....Steve Bennett, Krik Sarff, Marty Simmons

1992-93
Head Coach.....Jim Crews
.....Steve Bennett, Krik Sarff, Marty Simmons

1991-92
Head Coach.....Jim Crews
.....Steve Bennett, Krik Sarff, Brad Brownell

1990-91
Head Coach.....Jim Crews
.....Steve Bennett, Jon Prevo, Marty Simmons

1989-90
Head Coach.....Jim Crews
.....Steve Bennett, Jon Prevo, Woody Wilson

1988-89
Head Coach.....Jim Crews
.....Steve Bennett, Will Rey, Kirk Sarff

1987-88
Head Coach.....Jim Crews
.....Steve Bennett, Will Rey, Kirk Sarff

1986-87
Head Coach.....Jim Crews
.....Steve Bennett, Will Rey, Dave Skibinski

1985-86
Head Coach.....Jim Crews
.....Steve Bennett, Will Rey, Dave Skibinski

1984-85
Head Coach.....Dick Walters
.....Joe Grumbach, Gary Marriott, Greg Meiser

1983-84
Head Coach.....Dick Walters
.....Gary Marriott, Richard Skaggs, John Muraski

1982-83
Head Coach.....Dick Walters
.....Gary Marriott, Richard Skaggs, John Muraski

1981-82
Head Coach.....Dick Walters
.....Gary Marriott, Richard Skaggs, Greg Meiser

1980-81
Head Coach.....Dick Walters
.....Gary Marriott, Stafford Stephenson, Tom Hancock

1979-80
Head Coach.....Dick Walters
.....Stafford Stephenson, Gary Marriott, Bruce Skoog

1978-79
Head Coach.....Dick Walters

.....Stafford Stephenson, Gary Marriott, Bruce Skoog

1977-78
Head Coach.....Bobby Watson
.....Stafford Stephenson, Ernie Simpson, Mary Sandy

1976-77
Head Coach.....Arad McCutchan
.....Gary Bliss

1976-77
Head Coach.....Arad McCutchan
.....Gary Bliss

1975-76
Head Coach.....Arad McCutchan
.....Gary Bliss

1974-75
Head Coach.....Arad McCutchan
.....Gary Bliss

1973-74
Head Coach.....Arad McCutchan
.....Wayne Boultinghouse

1972-73
Head Coach.....Arad McCutchan
.....Wayne Boultinghouse

1971-72
Head Coach.....Arad McCutchan
.....Wayne Boultinghouse

1970-71
Head Coach.....Arad McCutchan
.....Wayne Boultinghouse, Paul Beck

1969-70
Head Coach.....Arad McCutchan
.....Wayne Boultinghouse, Paul Beck

1968-69
Head Coach: Arad McCutchan Ast: Paul Beck

1967-68
Head Coach: Arad McCutchan Ast: Paul Beck

1966-67
Head Coach: Arad McCutchan Ast: Roger Kerr

1965-66
Head Coach.....Arad McCutchan
.....Roger Kerr, Dave Fulkerson, Wayne Boultinghouse

1964-65
Head Coach: Arad McCutchan Ast: Tom O'Brien

1963-64
Head Coach: Arad McCutchan Ast: Tom O'Brien

1962-63
Head Coach.....Arad McCutchan
.....Paul Beck, Tom O'Brien

1961-62
Head Coach.....Arad McCutchan
.....Paul Beck, Ray Bawel

1960-61
Head Coach.....Arad McCutchan
.....Paul Beck, Ray Bawel

1958-59
Head Coach.....Arad McCutchan
.....Paul Beck, Forrest Page

1957-58
Head Coach.....Arad McCutchan
.....Paul Beck, Forrest Page

1956-57
Head Coach.....Arad McCutchan
.....Paul Beck, Forrest Page

1955-56
Head Coach: Arad McCutchan Ast: Paul Beck

1954-55
Head Coach: Arad McCutchan Ast: Paul Beck



The 2024-25 University of Evansville Men's Basketball Roster

#	Name	Pos.	Hgt.	Class	Hometown/Previous School
0	Gabriel Pozzato	F	6-7	FR	Italy/NBA Global Academy
1	Tanner Cuff	G	6-7	SR	American Fork, Utah/Salt Lake CC
3	Cam Haffner	G	6-2	JR	Westfield, Ind./Eastern Illinois
5	Braylon Jackson	G	6-5	SO	Kennesaw, Ga./Oldsmar Christian Academy
6	Gui Tesch	G	6-9	r-SO	Brazil/IMG Academy
9	Kaia Berridge	G	6-4	FR	New Zealand/Archbishop Riordan (Calif.)
10	Tyler Myers	G	5-10	SO	Evansville, Ind./Evansville Day School
11	Joshua Hughes	F	6-10	SO	Australia/Basketball Australia Centre of Excellence
12	Tayshawn Comer	G	6-1	JR	Indianapolis, Ind./Eastern Kentucky
21	Connor Turnbull	F	6-10	JR	St. Paul, Mo./Butler
22	Ramondo Battle II	F	6-8	JR	McKinney, Texas/Walters State CC (Tenn.)
23	Cameron Gehlhausen	G	6-5	JR	Evansville, Ind./Evansville North HS
32	Dakota Candler	F	6-5	SO	Vincennes, Ind./South Knox HS
33	Michael Day	C	6-11	SO	Middleton, Idaho/Albuquerque Basketball Club Prep
40	Weston Aigner	G	6-3	SO	Newburgh, Ind./Castle HS
45	Trent Hundley	F	6-6	JR	Mt. Orab, Ohio/Rio Grande

Head Coach: David Ragland (USI, '03)

Associate Head Coach: Craig Snow (Evansville, '01)

Assistant Coach: George Swanson (Eastern Washington, '06)

Assistant Coach: Roosevelt Jones (Butler, '16)

Assistant Coach/Chief of Staff: Peter Funk (Butler, '16)

Director of Player Development: D.J. Balentine (Evansville, '16)

Director of Basketball Operations: Sammy Dowd

Graduate Assistant: Gage Bobe



2023-24 UE Statistics



2023-24 Evansville Men's Basketball Combined Team Statistics All games

Page 1/1
as of Feb 20, 2025

Game Records

Record	Overall	Home	Away	Neutral
ALL GAMES	17-18	10-5	4-11	3-2
CONFERENCE	6-14	5-5	1-9	0-0
NON-CONFERENCE	11-4	5-0	3-2	3-2

Score by Periods

Team	1st	2nd	OT	TOT
Evansville	1156	1297	28	2481
Opponents	1204	1340	18	2562

Team Box Score

No.	Player	GP-GS		MIN		AVG		Total		3-Point		F-Throw		Rebounds				PF	DQ	A	TO	BLK	STL	PTS	AVG		
		GP	GS	MIN	AVG	FG	FGA	FG%	3FG	3FGA	3FG%	FT	FTA	FT%	OFF	DEF	TOT									AVG	
13	HUMRICHOU, Ben	24	24	71:16	29.6	123	254	.484	53	128	.414	53	70	.757	23	90	113	4.7	28	0	45	29	21	17	352	14.7	
10	TOUMI, Yacine	33	33	827:43	25.1	150	276	.543	6	28	.214	52	89	.584	43	170	213	6.5	93	2	51	73	17	24	358	10.8	
20	STRAWBRIDGE, Kenny	34	34	979:40	28.8	122	296	.412	26	92	.283	66	96	.688	34	91	125	3.7	80	1	84	53	4	58	336	9.9	
4	BAILEY III, Chuck	34	1	627:46	18.5	101	247	.409	19	54	.352	65	80	.813	16	74	90	2.6	50	0	27	46	2	10	286	8.4	
2	THOMAS, Antonio	35	35	886:52	25.3	85	205	.415	17	52	.327	75	87	.862	15	62	77	2.2	48	0	59	52	1	28	262	7.5	
1	CUFF, Tanner	35	2	767:32	21.9	99	203	.488	15	53	.283	45	66	.682	25	123	148	4.2	56	0	79	36	7	30	258	7.4	
11	HUGHES, Joshua	35	10	681:15	19.5	85	185	.459	27	75	.360	34	48	.708	37	101	138	3.9	65	3	37	42	38	14	231	6.6	
3	HAFFNER, Cameron	35	16	557:17	15.9	65	162	.401	33	102	.324	2	6	.333	10	53	63	1.8	37	0	34	24	8	16	165	4.7	
00	BOBE, Gage	34	20	703:15	20.7	46	123	.374	37	104	.356	12	13	.923	6	36	42	1.2	41	0	26	16	2	22	141	4.1	
5	JACKSON, Braylon	7	0	35:07	5.0	7	17	.412	2	6	.333	1	2	.500	0	6	6	0.9	3	0	2	4	0	2	17	2.4	
22	KALLE, Sekou	21	0	139:25	6.6	18	29	.621	0	0	.000	2	9	.222	11	20	31	1.5	29	0	4	9	6	1	38	1.8	
12	MYERS, Tyler	8	0	29:13	3.7	4	14	.286	2	6	.333	2	2	1.000	1	5	6	0.8	2	0	1	0	0	1	12	1.5	
23	GEHLHAUSEN, Cameron	6	0	26:47	4.5	2	11	.182	0	1	.000	3	4	.750	5	4	9	1.5	1	0	0	1	0	0	7	1.2	
40	AIGNER, Weston	8	0	28:36	3.6	4	12	.333	0	3	.000	0	0	.000	1	5	6	0.8	0	0	0	2	0	2	8	1.0	
33	DAY, Michael	9	0	31:03	3.4	3	7	.429	0	1	.000	1	3	.333	3	5	8	0.9	2	0	1	1	2	1	7	0.8	
32	CANDLER, Dakota	5	0	18:11	3.6	1	2	.500	0	0	.000	1	2	.500	1	6	7	1.4	0	0	1	2	0	1	3	0.6	
Team															39	57	96										
Total		35	7050			915-2043	.448	237-705	.336	414-577	.718	270	908	1178	33.7	535	6	451	406	108	227	2481	70.9				
Opponents		35	7050			912-2074	.440	315-899	.350	423-574	.737	318	928	1246	35.6	557	5	496	425	103	226	2562	73.2				

Team Statistics

	EVANS	OPP
Scoring	2481	2562
Points per game	70.9	73.2
Scoring margin	-2.3	-
Field goals-att	915-2043	912-2043
Field goal pct	.448	.440
3 point fg-att	237-705	315-899
3-point FG pct	.336	.350
3-pt FG made per game	6.8	9.0
Free throws-att	414-577	423-574
Free throw pct	.718	.737
F-Throws made per game	11.8	12.1
Rebounds	1178	1246
Rebounds per game	33.7	35.6
Rebounding margin	-1.9	-
Assists	451	496
Assists per game	12.9	14.2
Turnovers	406	425
Turnovers per game	11.6	12.1
Turnover margin	+0.5	-
Assist/turnover ratio	1.1	1.2
Steals	227	226
Steals per game	6.5	6.5
Blocks	108	103
Blocks per game	3.1	2.9
Winning streak	0	-
Home win streak	0	-
Attendance	69111	67844
Home games-Avg/Game	15-4607	15-4523
Neutral site-Avg/Game	-	5-2793

Team Results

Date	Opponent		Score	Att.
11/06/2023	Miami (OH)	W	72-64	4213
11/09/2023	St. Louis Pharmacy	W	116-46	3012
11/15/2023	at Southeast Mo. St.	W	76-57	1023
11/18/2023	Ball St.	W	74-50	5172
11/24/2023	at Chattanooga	Wot	85-77	3148
11/25/2023	vs Southeast Mo. St.	W	93-74	2163
11/29/2023	at Missouri St.	L	78-90	3692
12/02/2023	UNI	Wot	91-89	5014
12/05/2023	at BYU	L	55-96	13291
12/16/2023	at Bellarmine	W	70-61	2438
12/18/2023	UT Martin	W	98-91	4112
12/20/2023	Tennessee Tech	W	82-51	4715
12/29/2023	at Cincinnati	L	58-76	10977
01/03/2024	at Indiana St.	L	73-87	4457
01/06/2024	Murray St.	L	59-81	7928
01/10/2024	at Bradley	L	50-86	4093
01/13/2024	Missouri St.	L	64-74	3978
01/17/2024	Valparaiso	W	78-75	4080
01/20/2024	at Drake	L	48-97	3717
01/23/2024	at UNI	L	63-70	3257
01/27/2024	Illinois St.	W	58-54	4010
01/31/2024	UIC	W	77-60	3679
02/03/2024	at Valparaiso	W	63-62	1807
02/07/2024	Bradley	W	73-70	3542
02/10/2024	at Murray St.	L	70-73	5517
02/13/2024	Drake	L	75-78	3568
02/18/2024	at Illinois St.	L	79-86	6072
02/21/2024	at UIC	L	79-88	1918
02/25/2024	Southern Ill.	L	53-65	5669
02/28/2024	Indiana St.	L	67-85	6419
03/03/2024	at Belmont	L	66-83	2437
03/07/2024	vs Illinois St.	W	59-53	4435
03/08/2024	vs Drake	L	58-79	5813
03/24/2024	vs Quimmipiac	W	64-63	829
03/25/2024	vs Seattle U	L	57-71	724

2023-24 UE MVC Statistics



2023-24 Evansville Men's Basketball Combined Team Statistics In Conference games

Page 1/1
as of Feb 20, 2025

Game Records

Record	Overall	Home	Away	Neutral
ALL GAMES	6-14	5-5	1-9	0-0
CONFERENCE	6-14	5-5	1-9	0-0
NON-CONFERENCE	0-0	0-0	0-0	0-0

Score by Periods

Team	1st	2nd	OT	TOT
Evansville	618	733	13	1364
Opponents	718	824	11	1553

Team Box Score

No.	Player	Total			3-Point			F-Throw		Rebounds				PF	DQ	A	TO	BLK	STL	PTS	AVG	
		GP-GS	MIN	AVG	FG-FGA	FG%	3FG-3FGA	3FG%	FT-FTA	FT%	OFF	DEF	TOT									AVG
13	HUMRICHOU, Ben	12-12	332:58	27.7	58-126	.460	23-58	.397	28-34	.824	10	30	40	3.3	18	0	22	15	7	13	167	13.9
10	TOUMI, Yacine	20-20	514:13	25.7	82-164	.500	3-15	.200	35-62	.565	29	96	125	6.3	59	2	30	58	11	12	202	10.1
20	STRAWBRIDGE, Kenny	20-20	601:38	30.1	68-161	.422	20-58	.345	38-57	.667	24	58	82	4.1	53	1	50	37	2	36	194	9.7
4	BAILEY III, Chuck	20-1	351:39	17.6	58-148	.392	9-33	.273	37-44	.841	8	42	50	2.5	31	0	12	26	0	3	162	8.1
2	THOMAS, Antonio	20-20	520:51	26.0	53-122	.434	11-33	.333	39-44	.886	3	32	35	1.8	25	0	27	31	0	13	156	7.8
1	CUFF, Tanner	20-0	463:54	23.2	57-122	.467	10-32	.313	25-35	.714	11	65	76	3.8	32	0	38	21	4	19	149	7.5
11	HUGHES, Joshua	20-7	391:37	19.6	44-100	.440	20-48	.417	15-21	.714	21	58	79	4.0	40	2	21	25	22	7	123	6.2
00	BOBE, Gage	20-15	455:15	22.8	31-75	.413	26-63	.413	12-13	.923	2	23	25	1.3	24	0	15	7	1	8	100	5.0
3	HAFFNER, Cameron	20-5	297:49	14.9	35-81	.432	22-54	.407	2-5	.400	5	37	42	2.1	19	0	17	13	7	4	94	4.7
12	MYERS, Tyler	4-0	07:39	1.9	2-4	.500	2-2	1.000	2-2	1.000	1	0	1	0.3	1	0	0	0	0	0	8	2.0
5	JACKSON, Braylon	3-0	08:23	2.8	1-6	.167	1-3	.333	0-0	.000	0	2	2	0.7	0	0	1	0	0	0	3	1.0
22	KALLE, Sekou	10-0	56:10	5.6	3-6	.500	0-0	.000	0-3	.000	2	8	10	1.0	12	0	3	6	2	0	6	0.6
23	GEHLHAUSEN, Cameron	2-0	05:13	2.6	0-0	.000	0-0	.000	0-0	.000	0	1	1	0.5	0	0	0	0	0	0	0	0.0
40	AIGNER, Weston	4-0	07:39	1.9	0-2	.000	0-0	.000	0-0	.000	0	1	1	0.3	0	0	0	0	0	0	0	0.0
32	CANDLER, Dakota	2-0	02:26	1.2	0-0	.000	0-0	.000	0-0	.000	0	1	1	0.5	0	0	0	0	0	0	0	0.0
33	DAY, Michael	4-0	07:39	1.9	0-2	.000	0-0	.000	0-0	.000	0	1	1	0.3	0	0	1	0	0	1	0	0.0
Team											21	29	50				8					
Total		20	4025		492-1119	.440	147-399	.368	233-320	.728	137	484	621	31.1	314	5	237	247	56	116	1364	68.2
Opponents		20	4025		548-1163	.471	193-507	.381	264-342	.772	167	532	699	35.0	321	4	303	223	55	144	1553	77.7

Team Statistics

	EVANS	OPP
Scoring	1364	1553
Points per game	68.2	77.7
Scoring margin	-9.5	-
Field goals-att	492-1119	548-1163
Field goal pct	.440	.471
3 point fg-att	147-399	193-507
3-point FG pct	.368	.381
3-pt FG made per game	7.4	9.7
Free throws-att	233-320	264-342
Free throw pct	.728	.772
F-Throws made per game	11.7	13.2
Rebounds	621	699
Rebounds per game	31.1	35.0
Rebounding margin	-3.9	-
Assists	237	303
Assists per game	11.9	15.2
Turnovers	247	223
Turnovers per game	12.4	11.2
Turnover margin	-1.2	-
Assist/turnover ratio	1.0	1.4
Steals	116	144
Steals per game	5.8	7.2
Blocks	56	55
Blocks per game	2.8	2.8
Winning streak	0	-
Home win streak	0	-
Attendance	47887	36967
Home games-Avg/Game	10-4789	10-3697
Neutral site-Avg/Game	-	0-0

Team Results

Date	Opponent		Score	Att.
11/29/2023	at Missouri St.	L	78-90	3692
12/02/2023	UNI	W	91-89	5014
01/03/2024	at Indiana St.	L	73-87	4457
01/06/2024	Murray St.	L	59-81	7928
01/10/2024	at Bradley	L	50-86	4093
01/13/2024	Missouri St.	L	64-74	3978
01/17/2024	Valparaiso	W	78-75	4080
01/20/2024	at Drake	L	48-97	3717
01/23/2024	at UNI	L	63-70	3257
01/27/2024	Illinois St.	W	58-54	4010
01/31/2024	UIC	W	77-60	3679
02/03/2024	at Valparaiso	W	63-62	1807
02/07/2024	Bradley	W	73-70	3542
02/10/2024	at Murray St.	L	70-73	5517
02/13/2024	Drake	L	75-78	3568
02/18/2024	at Illinois St.	L	79-86	6072
02/21/2024	at UIC	L	79-88	1918
02/25/2024	Southern Ill.	L	53-65	5669
02/28/2024	Indiana St.	L	67-85	6419
03/03/2024	at Belmont	L	66-83	2437



2023-24 UE Game-by-Game



2023-24 Evansville Men's Basketball Team Game-by-Game All games

Page 1/1
as of Feb 20, 2025

Opponent	Date	Score		Total		3-Pointers		Free throws		Rebounds				PF	A	TO	BLK	STL	PTS	AVG
				FG-FGA	PCT	3FG-3FGA	PCT	FT-FTA	PCT	OFF	DEF	TOT	AVG							
Miami (OH)	11/06/2023	72-64	W	23-51	.451	5-15	.333	21-30	.700	5	26	31	31.0	16	10	13	4	11	72	72.0
St. Louis Pharmacy	11/09/2023	116-46	W	48-81	.593	7-20	.350	13-21	.619	22	43	65	48.0	8	19	11	5	7	116	94.0
at Southeast Mo. St.	11/15/2023	76-57	W	32-60	.533	4-12	.333	8-12	.667	3	27	30	42.0	17	17	11	4	11	76	88.0
Ball St.	11/18/2023	74-50	W	27-59	.458	5-15	.333	15-20	.750	10	29	39	41.3	17	18	9	5	9	74	84.5
at Chattanooga	11/24/2023	85-77	Wot	29-68	.426	12-33	.364	15-18	.833	11	30	41	41.2	11	16	12	3	5	85	84.6
vs Southeast Mo. St.	11/25/2023	93-74	W	35-62	.565	4-12	.333	19-29	.655	9	26	35	40.2	18	17	6	4	9	93	86.0
at Missouri St.	11/29/2023	78-90	L	29-68	.426	10-30	.333	10-14	.714	9	23	32	39.0	20	16	13	3	9	78	84.9
UNI	12/02/2023	91-89	Wot	30-55	.545	9-18	.500	22-28	.786	6	28	34	38.4	18	17	13	6	8	91	85.6
at BYU	12/05/2023	55-96	L	22-66	.333	5-29	.172	6-10	.600	11	23	34	37.9	14	16	9	3	4	55	82.2
at Bellarmine	12/16/2023	70-61	W	27-57	.474	4-16	.250	12-15	.800	8	31	39	38.0	10	9	10	4	2	70	81.0
UT Martin	12/18/2023	98-91	W	33-72	.458	8-29	.276	24-30	.800	10	33	43	38.5	10	18	8	4	6	98	82.5
Tennessee Tech	12/20/2023	82-51	W	32-66	.485	9-25	.360	9-11	.818	11	34	45	39.0	15	22	12	0	9	82	82.5
at Cincinnati	12/29/2023	58-76	L	24-58	.414	3-12	.250	7-13	.538	5	24	29	38.2	13	12	11	7	7	58	80.6
at Indiana St.	01/03/2024	73-87	L	32-70	.457	8-19	.421	1-4	.250	9	24	33	37.9	16	14	12	3	8	73	80.1
Murray St.	01/06/2024	59-81	L	21-51	.412	10-23	.435	7-11	.636	7	25	32	37.5	15	15	18	5	2	59	78.7
at Bradley	01/10/2024	50-86	L	17-45	.378	4-17	.235	12-18	.667	6	17	23	36.6	12	8	22	1	5	50	76.9
Missouri St.	01/13/2024	64-74	L	21-62	.339	12-27	.444	10-15	.667	11	25	36	36.5	19	13	9	4	0	64	76.1
Valparaiso	01/17/2024	78-75	W	27-53	.509	10-16	.625	14-19	.737	9	22	31	36.2	15	14	14	2	10	78	76.2
at Drake	01/20/2024	48-97	L	21-59	.356	4-22	.182	2-6	.333	1	22	23	35.5	16	7	15	0	8	48	74.7
at UNI	01/23/2024	63-70	L	25-56	.446	7-22	.318	6-11	.545	6	24	30	35.3	19	9	10	3	8	63	74.2
Illinois St.	01/27/2024	58-54	W	21-48	.438	3-13	.231	13-19	.684	7	25	32	35.1	21	10	12	4	2	58	73.4
UIC	01/31/2024	77-60	W	24-47	.511	4-11	.364	25-33	.758	6	31	37	35.2	10	11	15	3	5	77	73.5
at Valparaiso	02/03/2024	63-62	W	24-52	.462	4-16	.250	11-15	.733	5	31	36	35.2	11	8	11	4	5	63	73.1
Bradley	02/07/2024	73-70	W	23-54	.426	8-19	.421	19-23	.826	5	22	27	34.9	13	11	10	2	8	73	73.1
at Murray St.	02/10/2024	70-73	L	22-48	.458	10-24	.417	16-23	.696	7	26	33	34.8	16	12	12	2	2	70	73.0
Drake	02/13/2024	75-78	L	29-58	.500	8-18	.444	9-13	.692	7	22	29	34.6	12	15	8	3	10	75	73.0
at Illinois St.	02/18/2024	79-86	L	29-58	.500	13-28	.464	8-11	.727	8	19	27	34.3	15	17	11	1	4	79	73.3
at UIC	02/21/2024	79-88	L	31-59	.525	8-20	.400	9-11	.818	6	21	27	34.0	20	14	11	3	4	79	73.5
Southern Ill.	02/25/2024	53-65	L	18-48	.375	2-10	.200	15-20	.750	3	29	32	34.0	16	9	14	1	5	53	72.8
Indiana St.	02/28/2024	67-85	L	23-60	.383	6-18	.333	15-16	.938	8	22	30	33.8	12	6	7	4	8	67	72.6
at Belmont	03/03/2024	66-83	L	25-68	.368	7-28	.250	9-10	.900	11	26	37	33.9	18	11	10	2	5	66	72.4
vs Illinois St.	03/07/2024	59-53	W	19-59	.322	7-31	.226	14-18	.778	14	24	38	34.1	17	12	6	1	7	59	71.9
vs Drake	03/08/2024	58-79	L	23-55	.418	4-16	.250	8-12	.667	3	28	31	34.0	18	8	12	3	5	58	71.5
vs Quinnipiac	03/24/2024	64-63	W	27-58	.466	6-20	.300	4-6	.667	7	26	33	33.9	16	11	16	4	11	64	71.3
vs Seattle U	03/25/2024	57-71	L	22-52	.423	7-21	.333	6-12	.500	4	20	24	33.7	21	9	13	1	8	57	70.9
Total		2481		915-2043	.448	237-705	.336	414-577	.718	270	908	1178	33.7	535	451	406	108	227	2481	70.9
Opponents		2562		912-2074	.440	315-899	.350	423-574	.737	318	928	1246	35.6	557	496	425	103	226	2562	73.2

Evansville Averages

Games Played	Points/game	FG Pct	3FG Pct	FT Pct	Rebounds/game	Assists/game	Turnovers/game	Assist/Turnover ratio	Steals/game	Blocks/game
35	70.9	44.8	33.6	71.8	33.7	12.9	11.6	1.1	6.5	3.1

2023-24 Opponent Game-by-Game



2023-24 Evansville Men's Basketball Opponents Game-by-Game All games

Page 1/1
as of Feb 20, 2025

Opponent	Date	Score	Total		3-Pointers		Free throws		Rebounds				PF	A	TO	BLK	STL	PTS	AVG	
			FG-FGA	PCT	3FG-3FGA	PCT	FT-FTA	PCT	OFF	DEF	TOT	AVG								
Miami (OH)	11/06/2023	72-64	W	25-52	.481	10-20	.500	4-11	.364	5	28	33	33.0	25	15	20	1	7	64	64.0
St. Louis Pharmacy	11/09/2023	116-46	W	16-71	.225	9-38	.237	5-8	.625	12	15	27	30.0	15	8	17	0	2	46	55.0
at Southeast Mo. St.	11/15/2023	76-57	W	23-53	.434	7-22	.318	4-13	.308	7	24	31	30.3	13	10	18	3	5	57	55.7
Ball St.	11/18/2023	74-50	W	16-51	.314	5-14	.357	13-18	.722	8	23	31	30.5	16	6	18	3	4	50	54.3
at Chattanooga	11/24/2023	85-77	Wot	28-69	.406	14-41	.341	7-11	.636	10	29	39	32.2	18	12	15	3	10	77	58.8
vs Southeast Mo. St.	11/25/2023	93-74	W	26-58	.448	9-26	.346	13-17	.765	9	22	31	32.0	20	14	14	4	1	74	61.3
at Missouri St.	11/29/2023	78-90	L	28-59	.475	9-23	.391	25-32	.781	11	31	42	33.4	14	15	15	6	9	90	65.4
UNI	12/02/2023	91-89	Wot	32-64	.500	10-22	.455	15-21	.714	5	24	29	32.9	24	18	10	1	8	89	68.4
at BYU	12/05/2023	55-96	L	36-68	.529	14-32	.438	10-17	.588	13	34	47	34.4	15	26	8	5	5	96	71.4
at Bellarmine	12/16/2023	70-61	W	24-70	.343	5-31	.161	8-8	1.000	15	23	38	34.8	16	10	5	3	3	61	70.4
UT Martin	12/18/2023	98-91	W	35-72	.486	9-30	.300	12-15	.800	5	33	38	35.1	19	10	9	5	6	91	72.3
Tennessee Tech	12/20/2023	82-51	W	17-53	.321	3-20	.150	14-19	.737	5	25	30	34.7	9	6	16	3	5	51	70.5
at Cincinnati	12/29/2023	58-76	L	27-69	.391	12-29	.414	10-15	.667	18	31	49	35.8	12	22	12	8	7	76	70.9
at Indiana St.	01/03/2024	73-87	L	29-60	.483	11-31	.355	18-20	.900	9	31	40	36.1	11	16	16	0	6	87	72.1
Murray St.	01/06/2024	59-81	L	29-61	.475	10-24	.417	13-13	1.000	7	26	33	35.9	15	15	8	2	14	81	72.7
at Bradley	01/10/2024	50-86	L	32-60	.533	14-31	.452	8-11	.727	12	25	37	35.9	15	19	14	3	12	86	73.5
Missouri St.	01/13/2024	64-74	L	26-56	.464	7-22	.318	15-23	.652	8	34	42	36.3	18	14	7	6	3	74	73.5
Valparaiso	01/17/2024	78-75	W	28-63	.444	11-27	.407	8-11	.727	14	18	32	36.1	16	15	14	1	5	75	73.6
at Drake	01/20/2024	48-97	L	39-61	.639	12-27	.444	7-13	.538	3	36	39	36.2	13	22	13	3	9	97	74.8
at UNI	01/23/2024	63-70	L	22-53	.415	7-23	.304	19-23	.826	9	28	37	36.3	13	10	10	3	6	70	74.6
Illinois St.	01/27/2024	58-54	W	16-50	.320	1-21	.048	21-24	.875	10	23	33	36.1	22	5	11	1	5	54	73.6
UIC	01/31/2024	77-60	W	23-64	.359	8-32	.250	6-9	.667	11	22	33	36.0	23	8	12	4	7	60	73.0
at Valparaiso	02/03/2024	63-62	W	26-63	.413	8-21	.381	2-3	.667	6	23	29	35.7	13	11	7	3	8	62	72.5
Bradley	02/07/2024	73-70	W	25-59	.424	12-30	.400	8-10	.800	13	27	40	35.8	18	17	17	5	5	70	72.4
at Murray St.	02/10/2024	70-73	L	29-59	.492	6-16	.375	9-15	.600	8	23	31	35.6	18	12	6	2	7	73	72.4
Drake	02/13/2024	75-78	L	27-55	.491	13-27	.481	11-14	.786	7	23	30	35.4	14	17	12	1	6	78	72.7
at Illinois St.	02/18/2024	79-86	L	29-54	.537	13-24	.542	15-18	.833	9	23	32	35.3	11	19	10	2	7	86	73.1
at UIC	02/21/2024	79-88	L	28-54	.519	9-19	.474	23-27	.852	6	24	30	35.1	16	15	9	5	9	88	73.7
Southern Ill.	02/25/2024	53-65	L	21-51	.412	8-28	.286	15-20	.750	4	30	34	35.1	20	12	11	4	6	65	73.4
Indiana St.	02/28/2024	67-85	L	31-61	.508	13-32	.406	10-12	.833	10	29	39	35.2	16	25	10	0	5	85	73.8
at Belmont	03/03/2024	66-83	L	28-56	.500	11-27	.407	16-23	.696	5	32	37	35.3	11	18	11	3	7	83	74.1
vs Illinois St.	03/07/2024	59-53	W	18-48	.375	5-21	.238	12-18	.667	10	26	36	35.3	18	13	12	5	4	53	73.4
vs Drake	03/08/2024	58-79	L	26-62	.419	9-29	.310	18-22	.818	9	28	37	35.3	13	18	7	1	7	79	73.6
vs Quinnipiac	03/24/2024	64-63	W	24-64	.375	7-23	.304	8-14	.571	15	25	40	35.5	13	14	16	3	10	63	73.3
vs Seattle U	03/25/2024	57-71	L	23-51	.451	4-16	.250	21-26	.808	10	30	40	35.6	14	9	15	1	6	71	73.2
Total		2562		912-2074	.440	315-899	.350	423-574	.737	318	928	1246	35.6	557	496	425	103	226	2562	73.2
Evansville		2481		915-2043	.448	237-705	.336	414-577	.718	270	908	1178	33.7	535	451	406	108	227	2481	70.9

Opponents Averages

Games Played	Points/game	FG Pct	3FG Pct	FT Pct	Rebounds/game	Assists/game	Turnovers/game	Assist/Turnover ratio	Steals/game	Blocks/game
35	73.2	44.0	35.0	73.7	35.6	14.2	12.1	1.2	6.5	2.9



2023-24 Box Scores

GAME 1 MIAMI OHIO EVANSVILLE 64 72

Nov. 6, 2023 at Evansville, Ind. - Ford Center



Miami (OH) - 64

Official Baseball Box Score - First MIAMI (OH) at Evansville 11/06/23 Merv Reinhardt

GAME 2 UHSP EVANSVILLE 46 116

Nov. 9, 2023 at Evansville, Ind. - Ford Center



St. Louis Pharmacy - 46

Official Baseball Box Score - First St. Louis Pharmacy at Evansville 11/09/23 Merv Reinhardt

Official Baseball Box Score - First Evansville - 72 11/06/23 Merv Reinhardt

Summary statistics for Game 1: MUOH UE, Points from Turnovers, MUOH UE, Period by Period Scoring, Best Scoring Run, Lead Changes, Times Tied, Time with Lead

Official Baseball Box Score - First Evansville - 116 11/09/23 Merv Reinhardt

Summary statistics for Game 2: UHSP EVV, Points from Turnovers, UHSP EVV, Period by Period Scoring, Best Scoring Run, Lead Changes, Times Tied, Time with Lead

GAME 3 EVANSVILLE SEMO 76 57

Nov. 15, 2023 at Cape Girardeau, Mo.



Evansville at Southeast Mo. St.

Official Baseball Box Score - First Evansville at Southeast Mo. St. 11/15/23 Steve Smith

Official Baseball Box Score - First Southeast Mo. St. - 57 11/15/23 Steve Smith

Summary statistics for Game 3: EVAN SEMO, Points from Turnovers, EVAN SEMO, Period by Period Scoring, Best Scoring Run, Lead Changes, Times Tied, Time with Lead

GAME 4 BALL STATE EVANSVILLE 50 74

Nov. 18, 2023 at Evansville, Ind. - Ford Center



Ball St. at Evansville

Official Baseball Box Score - First Ball St. at Evansville 11/18/23 Merv Reinhardt

Official Baseball Box Score - First Evansville - 74 11/18/23 Merv Reinhardt

Summary statistics for Game 4: BSU EVV, Points from Turnovers, BSU EVV, Period by Period Scoring, Best Scoring Run, Lead Changes, Times Tied, Time with Lead

8 NCAA National Champions - 1959, 1960, 1964, 1964, 1971

2023-24 Box Scores



GAME 5 EVANSVILLE OT 85 CHATTAHOOGA 77

Nov. 24, 2023 at Chattanooga, Tenn.



NO.	Name	FG		3P	FT	Rebounds	Fouls	TP	AS	TO	ST	Blocks	BS	BA	+/-		
		M	A														
10	Yacine Tourni	14	23	5	12	0	2	2	0	2	5	0	1	1	0	1	-16
13	Ben Humrichous	6	28	11	5	15	1	1	0	2	0	3	2	0	2	0	6
2	Antonio Thomas	3	10	0	1	5	2	2	4	2	1	1	2	0	2	2	2
3	Cameron Hallibur	0	13	0	0	0	0	0	0	1	0	0	0	0	0	0	-20
20	Kenny Strawbridge	0	15	2	0	0	2	7	0	1	4	2	0	0	0	0	-16
00	Gage Bobe	10	28	2	4	0	0	2	2	1	0	6	0	0	0	0	7
1	Tanner Cuff	24	33	3	2	3	4	8	11	2	3	10	4	0	1	0	29
4	Chuck Bailey III	26	24	1	2	4	0	2	2	2	9	2	3	1	0	0	22
11	Joshua Hughes	28	36	2	2	5	7	2	7	2	1	1	0	1	0	0	27
22	Sekou Kalle	0	14	0	0	0	0	0	1	0	0	0	0	0	0	0	-13
Team						2	2	0	0	0	0	0	0	0	0	0	0
Totals		29	68	12	33	15	18	11	30	41	11	18	16	12	3	3	8

Game Time: 2:00 PM
Game Duration: 2:00
Attendance: 3,148

Officials: JP Pinn, Connor Pinn, Kevin Fisher

GAME 6 EVANSVILLE SEMO 74

Nov. 25, 2023 at Chattanooga, Tenn.



NO.	Name	FG		3P	FT	Rebounds	Fouls	TP	AS	TO	ST	Blocks	BS	BA	+/-		
		M	A														
4	Adam Larson	7	10	0	2	1	3	4	1	1	22	2	0	0	0	17	
21	Josh Earley	6	17	4	0	0	2	3	5	0	0	0	0	0	0	4	
1	Rob Martin	0	3	0	0	0	0	0	0	0	0	0	0	0	0	-17	
3	Aquan Smart	0	25	3	1	0	2	2	4	0	7	1	1	1	0	-3	
44	Bryan Stackler	0	22	0	2	0	1	4	5	3	6	1	0	0	0	2	
10	David Idada	0	29	1	0	0	2	0	3	2	2	0	0	0	0	-2	
2	BJ Ward	23	26	0	3	2	1	2	2	2	2	4	3	0	0	-16	
5	TJ Ball	15	10	3	6	1	4	0	1	3	3	11	0	0	0	15	
11	Evan Eursher	10	45	1	0	0	0	1	1	1	0	2	1	0	0	0	
25	Mason Harback	0	22	0	0	0	0	0	0	0	0	0	0	0	0	-13	
22	Gavyn Eklund	0	34	1	0	1	2	4	0	1	3	2	1	0	0	1	
55	Marques Bell	0	13	0	0	0	0	0	0	0	0	0	0	0	0	-2	
Team						2	3	0	0	0	0	0	0	0	0	0	
Totals		26	58	9	26	13	17	9	22	31	20	18	24	14	14	4	18

Game Time: 2:00 PM
Game Duration: 2:00
Attendance: 2,163

Officials: Michael Terry, Alan Langley, Kevin Mathis

NO.	Name	FG		3P	FT	Rebounds	Fouls	TP	AS	TO	ST	Blocks	BS	BA	+/-		
		M	A														
4	Sam Alexis	7	37	5	10	0	2	1	15	1	0	10	4	1	0	2	1
10	Tyler Mill	5	15	5	10	4	0	1	3	4	2	0	4	3	1	1	-7
25	Jay Cook	4	8	1	2	1	1	1	2	1	1	0	3	0	0	0	-15
3	Honor Huff	0	30	0	0	0	0	0	0	0	0	0	0	0	0	0	-9
17	Myke Che	2	5	0	2	1	3	2	4	1	1	2	0	0	0	0	-8
22	Demetrius Davis	0	26	0	0	2	2	0	10	2	0	0	0	0	0	0	-8
34	Randy Brady	0	10	0	0	0	0	0	0	0	0	0	0	0	0	0	-5
0	Noah Madison	1	2	0	0	0	1	0	0	0	0	0	0	0	0	0	-5
11	Rudy Fitzgibbons III	0	5	0	0	0	0	0	0	0	0	0	0	0	0	0	-3
Team						2	2	4	0	0	0	0	0	0	0	0	0
Totals		28	62	14	41	7	11	10	29	38	10	11	17	13	10	3	3

Game Time: 2:00 PM
Game Duration: 2:00
Attendance: 1,662

Officials: JP Pinn, Connor Pinn, Kevin Fisher

NO.	Name	FG		3P	FT	Rebounds	Fouls	TP	AS	TO	ST	Blocks	BS	BA	+/-		
		M	A														
10	Yacine Tourni	14	29	5	12	0	2	5	3	1	7	1	1	0	0	6	
13	Ben Humrichous	6	28	11	5	15	1	1	0	2	0	3	2	0	2	0	6
2	Antonio Thomas	3	10	0	1	5	2	2	4	2	1	1	2	0	2	2	
3	Cameron Hallibur	0	13	0	0	0	0	0	0	0	0	0	0	0	0	0	-20
20	Kenny Strawbridge	0	15	2	0	0	2	7	0	1	4	2	0	0	0	0	-16
1	Tanner Cuff	24	33	3	2	3	4	8	11	2	3	10	4	0	1	0	29
4	Chuck Bailey III	26	24	1	2	4	0	2	2	2	9	2	3	1	0	0	22
11	Joshua Hughes	28	36	2	2	5	7	2	7	2	1	1	0	1	0	0	27
22	Sekou Kalle	0	14	0	0	0	0	0	1	0	0	0	0	0	0	0	-13
Team						2	2	0	0	0	0	0	0	0	0	0	0
Totals		26	58	9	26	13	17	9	22	31	20	18	24	14	14	4	18

Game Time: 2:00 PM
Game Duration: 2:00
Attendance: 2,163

Officials: Michael Terry, Alan Langley, Kevin Mathis

EVANSVILLE	CHATTAHOOGA	Points from		Turnovers	Fouls	Period	Period by Period Scoring
		1st	2nd				
9	11	11	11	11	11	11	11
14	13	13	13	13	13	13	13
15	15	15	15	15	15	15	15
15	15	15	15	15	15	15	15
09:25	27:36	32	19	34	15	85	77

Game Time: 2:00 PM
Game Duration: 2:00
Attendance: 1,662

Officials: JP Pinn, Connor Pinn, Kevin Fisher

SEMO	EVA	Points from		Turnovers	Fouls	Period	Period by Period Scoring
		1st	2nd				
0	11	11	11	11	11	11	11
11	11	11	11	11	11	11	11
21	21	21	21	21	21	21	21
21	21	21	21	21	21	21	21
00:00	39:47	22	35	45	74	74	74

Game Time: 2:00 PM
Game Duration: 2:00
Attendance: 2,163

Officials: Michael Terry, Alan Langley, Kevin Mathis

GAME 7 EVANSVILLE MISSOURI STATE 78 90

Nov. 29, 2023 at Springfield, Mo. - JQH Arena



NO.	Name	FG		3P	FT	Rebounds	Fouls	TP	AS	TO	ST	Blocks	BS	BA	+/-		
		M	A														
10	Yacine Tourni	18	28	0	1	0	2	6	2	0	4	2	0	0	0	-24	
13	Ben Humrichous	6	28	11	5	15	1	1	0	2	0	3	2	0	2	0	
2	Antonio Thomas	0	13	0	0	0	0	0	0	0	0	0	0	0	0	-17	
3	Cameron Hallibur	0	13	0	0	0	0	0	0	0	0	0	0	0	0	-12	
20	Kenny Strawbridge	0	15	2	0	0	2	7	0	1	4	2	0	0	0	0	-16
1	Tanner Cuff	24	33	3	2	3	4	8	11	2	3	10	4	0	1	0	29
4	Chuck Bailey III	26	24	1	2	4	0	2	2	2	9	2	3	1	0	0	22
11	Joshua Hughes	28	36	2	2	5	7	2	7	2	1	1	0	1	0	0	27
22	Sekou Kalle	0	14	0	0	0	0	0	1	0	0	0	0	0	0	0	-13
00	Gage Bobe	10	28	2	4	0	0	2	2	1	0	6	0	0	0	0	7
Team						2	2	0	0	0	0	0	0	0	0	0	0
Totals		29	68	12	33	15	18	11	30	41	11	18	16	12	3	3	8

Game Time: 7:00 PM
Game Duration: 1:50
Attendance: 1,662

Officials: Gerry Pollock, Marquis Phillips, Tyler Kumpf

GAME 8 UNI EVANSVILLE 89 91

Dec. 2, 2023 at Evansville, Ind. - Ford Center



NO.	Name	FG		3P	FT	Rebounds	Fouls	TP	AS	TO	ST	Blocks	BS	BA	+/-		
		M	A														
11	Jacob Huston	3	10	0	1	2	1	5	6	1	3	17	4	2	0	11	
0	Noah Heise	0	40	0	0	0	0	0	0	0	0	0	0	0	0	0	-27
4	Troy Campbell	0	27	1	3	5											



2023-24 Box Scores

GAME 9 EVANSVILLE 55 BYU 96

Dec. 5, 2023 at Provo, Utah - Marriott Center

Official Basketball Box Score - Final
Evansville at BYU
10/23/23 Marriott Center, Provo
2023-24 Men's Basketball
Game Time: 7:00 PM
Game Duration: 1:26
Attendance: 3,291
Officials: Damon George, Chris Papp, Assaiah Thompson

Table with columns: NO., Name, Min, FG, 3P, FT, Rebounds, Fouls, TP, AS, TO, ST, Blocks, +/-, Shooting By Period, and Totals. Includes player stats for Yacine Tounti, Ben Humrichous, Antonio Thomas, Cameron Hallner, Kenny Strawbridge, Gage Bobe, Tanner Cuff, Chuck Bailey III, Joshua Hughes, Sekou Kalle, Bryton Jackson, and Michael Day.

GAME 10 EVANSVILLE 70 BELLARME 61

Dec. 16, 2023 at Louisville, Ky. - Freedom Hall

Official Basketball Box Score - Final
Evansville at Bellarmine
10/23/23 Freedom Hall, Louisville
2023-24 Men's Basketball
Game Time: 4:00 PM
Game Duration: 1:42
Attendance: 1,348
Officials: Jason Creek, Jason Deering, Mike Shastart

Table with columns: NO., Name, Min, FG, 3P, FT, Rebounds, Fouls, TP, AS, TO, ST, Blocks, +/-, Shooting By Period, and Totals. Includes player stats for Yacine Tounti, Ben Humrichous, Antonio Thomas, Cameron Hallner, Kenny Strawbridge, Gage Bobe, Tanner Cuff, Chuck Bailey III, Joshua Hughes, and Michael Day.

Table with columns: NO., Name, Min, FG, 3P, FT, Rebounds, Fouls, TP, AS, TO, ST, Blocks, +/-, Shooting By Period, and Totals. Includes player stats for Noah Waterman, Aly Khalifa, Spencer Johnson, Trevin Knell, Dustin Hall, Aki Akiyuki, Jaxon Robinson, Riche Saunders, Troy Stewart, Townsend Triple, Tanner Hayhurst, and Jared McKinstry.

Summary table with columns: UE, BYU, Points from Turnovers, Paint, Second Chance, Fast Breaks, and Bench. Includes 'Biggest lead' and 'Time with Lead' information.

Table with columns: NO., Name, Min, FG, 3P, FT, Rebounds, Fouls, TP, AS, TO, ST, Blocks, +/-, Shooting By Period, and Totals. Includes player stats for Langdon Huston, Desmond McKinney, Peter Sudor, Garrett Tappin, Billy Smith, and Ben Johnson.

Summary table with columns: EVAN, BELL, Points from Turnovers, Paint, Second Chance, Fast Breaks, and Bench. Includes 'Biggest lead' and 'Time with Lead' information.

GAME 11 UT MARTIN 91 EVANSVILLE 98

Dec. 18, 2023 at Evansville, Ind. - Ford Center

Official Basketball Box Score - Final
UT Martin at Evansville
10/23/23 Ford Center, Evansville
2023-24 Men's Basketball
Game Time: 10:00 PM
Game Duration: 1:54
Attendance: 4,112
Officials: Tapp Kawinger, Arnie Papp, Rita Crawford

Table with columns: NO., Name, Min, FG, 3P, FT, Rebounds, Fouls, TP, AS, TO, ST, Blocks, +/-, Shooting By Period, and Totals. Includes player stats for KK Curry, David Kamwanga, Jordan Sears, Justin Jackson, Jacob Crews, Desmond Williams, Christian Fussell, Kenny White Jr., and Sebastian Mendocza.

Table with columns: NO., Name, Min, FG, 3P, FT, Rebounds, Fouls, TP, AS, TO, ST, Blocks, +/-, Shooting By Period, and Totals. Includes player stats for Yacine Tounti, Ben Humrichous, Antonio Thomas, Cameron Hallner, Kenny Strawbridge, Tanner Cuff, Chuck Bailey III, Joshua Hughes, Gage Bobe, and Michael Day.

Summary table with columns: UTM, UE, Points from Turnovers, Paint, Second Chance, Fast Breaks, and Bench. Includes 'Biggest lead' and 'Time with Lead' information.

GAME 12 TENNESSEE TECH 51 EVANSVILLE 82

Dec. 20, 2023 at Evansville, Ind. - Ford Center

Official Basketball Box Score - Final
Tennessee Tech at Evansville
10/23/23 Ford Center, Evansville
2023-24 Men's Basketball
Game Time: 7:00 PM
Game Duration: 1:52
Attendance: 4,112
Officials: Craig Murray, Steve Drake, Chase Shaw

Table with columns: NO., Name, Min, FG, 3P, FT, Rebounds, Fouls, TP, AS, TO, ST, Blocks, +/-, Shooting By Period, and Totals. Includes player stats for Daniel Liguoreno, Dante Wood, Joseph Davis, Jayvis Henry, David Early, Kyle Layton, Rodney Johnson Jr., David Craig, Bogdan Zimovic, Rylee Samons, and Jeremy Bova.

Table with columns: NO., Name, Min, FG, 3P, FT, Rebounds, Fouls, TP, AS, TO, ST, Blocks, +/-, Shooting By Period, and Totals. Includes player stats for Yacine Tounti, Ben Humrichous, Antonio Thomas, Cameron Hallner, Kenny Strawbridge, Tanner Cuff, Chuck Bailey III, Joshua Hughes, Gage Bobe, Sekou Kalle, Tyler Myers, Cameron Gehlhausen, Dakota Candler, Michael Day, and Weston Alger.

Summary table with columns: TTU, EVV, Points from Turnovers, Paint, Second Chance, Fast Breaks, and Bench. Includes 'Biggest lead' and 'Time with Lead' information.

10 NCAA National Champions - 1959, 1960, 1964, 1964, 1971

2023-24 Box Scores



GAME 13 EVANSVILLE 58 CINCINNATI 76

Dec. 29, 2023 at Cincinnati, Ohio - 5/3 Arena



Official Basketball Box Score - Final
Evansville at Cincinnati
12/29/23 at Cincinnati, Ohio

Game Time: 7:00 PM
Game Duration: 1:27
Attendance: 10,977

Evansville - 58																
Record: 19-3																
NO. Name	Min	FG			FT			Rebounds		Fouls	TP	AS	ST	Blocks	pts	
		M/A	3P/A	FT/A	OR	TR	FF	FR								
10 Yacine Toumi	F 37:25	9-13	1-2	0-1	1	8	9	2	1	17	2	3	1	2	3	18
11 Joshua Hughes	F 34:46	3-7	0-1	1-3	1	6	7	1	9	7	1	4	2	2	0	12
2 Antonio Thomas	G 24:57	0-4	0-0	2-2	1	1	1	1	1	2	0	0	0	0	2	21
3 Cameron Hallford	G 18:19	1-5	0-2	0-1	0	1	1	3	1	2	1	0	1	0	1	6
20 Kenny Strawbridge	G 20:24	5-13	1-2	3-4	0	2	2	3	3	14	2	0	1	2	20	
00 Gage Bobe	19:30	1-4	0-2	0-0	0	0	0	0	0	2	1	0	0	0	2	
1 Tanner Cuff	F 27:15	6-12	1-3	0-0	1	3	2	2	13	1	3	0	1	0	8	
22 Sakou Kalle	05:14	0-0	0-0	1-2	0	1	1	1	1	0	0	0	0	0	6	
Team					3	4	0	0	1	7	7	8	1	18		
Totals	24:58	31-73	5-24	28-33	12	33	32	12	11	7	7	8	1	114		

Technical Fouls: NONE

Shooting By Period

1 st	2 nd	3 rd	4 th	OT
1 st FG% 13.36	36.1%			
1 st FT% 2.3	66.7%			
2 nd FG% 6.27	22.2%			
2 nd FT% 1.9	11.1%			
3 rd FG% 24.58	41.4%			
3 rd FT% 3.12	25.0%			
4 th FG% 7.13	53.8%			

Dead Ball Rebounds: 3, 0

Cincinnati - 76																
Record: 11-2																
NO. Name	Min	FG			FT			Rebounds		Fouls	TP	AS	ST	Blocks	pts	
		M/A	3P/A	FT/A	OR	TR	FF	FR								
13 Jamille Reynolds	F 17:54	2-6	0-1	0-0	0	6	6	1	0	11	4	1	0	1	1	7
30 Viktor Laktion	F 28:46	5-13	0-3	1-2	1	7	9	2	2	11	4	1	0	2	1	10
41 Simas Lukosius	F 28:45	5-9	5-8	0-1	1	5	6	1	1	15	3	3	1	0	0	24
1 Day Day Thomas	G 30:24	10-10	1-4	5-6	1	5	6	10	7	2	4	2	2	0	18	
15 John Newman III	G 30:31	6-8	2-3	2-2	1	2	1	1	16	3	2	0	0	0	13	
0 Dan Skellings Jr.	24:02	1-4	1-2	3-2	5	1	1	1	10	1	2	1	0	0	9	
2 Justice James	16:03	1-6	1-3	1-2	1	0	1	1	1	4	2	1	0	1	1	
10 Josh Reed	17:20	2-3	2-3	0-0	1	3	4	0	6	2	0	0	0	1	25	
23 Oly Chapman	05:27	0-2	0-0	0-0	2	1	1	1	1	0	0	0	0	0	6	
Team					6	7	0	0	1	7	1	7	8	7	18	
Totals	27:49	12-29	10-15	18-31	49	12	13	76	22	12	7	8	7	18		

Technical Fouls: NONE

Shooting By Period

1 st	2 nd	3 rd	4 th	OT
1 st FG% 13.36	36.1%			
1 st FT% 4.12	33.3%			
2 nd FG% 14.33	42.4%			
2 nd FT% 8.37	47.5%			
3 rd FG% 27.69	39.1%			
3 rd FT% 12.29	41.4%			
4 th FG% 10.55	66.7%			

Dead Ball Rebounds: 5, 1

Period by Period Scoring												
1 st	2 nd	3 rd	4 th	OT	TOTL							
11	12	12	11	0	46							
12	12	12	11	0	47							

Points from Turnovers												
1 st	2 nd	3 rd	4 th	OT	TOTL							
1	2	2	2	0	7							

Fast Breaks												
1 st	2 nd	3 rd	4 th	OT	TOTL							
0	0	0	0	0	0							

Bench												
1 st	2 nd	3 rd	4 th	OT	TOTL							
16	20	16	20	0	76							

GAME 14 EVANSVILLE 73 INDIANA STATE 87

Jan. 3, 2024 at Terre Haute, Ind. - Hulman Center



Official Basketball Box Score - Final
Evansville at Indiana St.
01/03/24 Hulman Center, Terre Haute

Game Time: 7:00 PM
Game Duration: 1:33
Attendance: 4,637

Evansville - 73															
Record: 10-4 (1-2)															
NO. Name	Min	FG			FT			Rebounds		Fouls	TP	AS	ST	Blocks	pts
		M/A	3P/A	FT/A	OR	TR	FF	FR							
10 Yacine Toumi	F 31:50	9-13	1-2	0-2	2	8	10	5	19	3	3	0	2	0	2
11 Joshua Hughes	F 27:08	4-10	1-3	0-0	2	3	5	1	0	9	3	1	1	0	18
2 Antonio Thomas	G 33:49	5-11	0-1	0-0	0	1	1	1	10	1	2	0	0	0	9
3 Cameron Hallford	G 29:05	4-10	3-6	0-0	5	5	2	1	11	7	1	0	0	0	4
20 Kenny Strawbridge	G 32:36	5-11	2-3	1-2	0	1	1	1	10	4	3	2	0	0	12
1 Tanner Cuff	F 19:34	1-2	1-1	0-0	1	3	4	2	1	3	2	1	1	0	7
4 Chuck Bailey III	18:00	3-11	0-2	0-0	3	4	1	6	0	0	0	0	0	0	12
00 Gage Bobe	08:23	0-2	0-1	0-0	0	0	0	0	0	0	0	0	0	0	6
Team					1	2	3	0	0	7	2	0	0	1	14
Totals	32:70	8-19	1-4	9-24	33	19	11	72	14	12	12	0	1	14	

Technical Fouls: NONE

Shooting By Period

1 st	2 nd	3 rd	4 th	OT
1 st FG% 17.42	42.9%			
1 st FT% 3.10	30.0%			
2 nd FG% 15.30	30.0%			
2 nd FT% 5.9	55.6%			
3 rd FG% 1.4	25%			
3 rd FT% 3.70	42.7%			
4 th FG% 8.19	42.1%			
4 th FT% 1.4	25.0%			

Dead Ball Rebounds: 1, 0

Indiana St. - 87															
Record: 12-2 (3-4)															
NO. Name	Min	FG			FT			Rebounds		Fouls	TP	AS	ST	Blocks	pts
		M/A	3P/A	FT/A	OR	TR	FF	FR							
21 Robbie Avila	G 25:00	7-11	1-3	1-1	1	3	4	0	2	16	2	3	1	0	11
1 Justin Lary	G 25:52	3-3	0-1	3-4	0	1	1	0	3	5	6	2	0	0	13
2 Isaiah Swope	G 37:58	7-13	4-7	0-0	5	5	1	2	18	0	1	2	0	2	19
3 Ryan Cornwell	G 38:58	5-13	2-8	4-4	2	9	11	5	2	16	4	2	1	0	19
20 Jayson Kent	G 34:54	6-8	0-1	8-9	2	8	8	4	6	18	1	2	0	0	8
0 Xavier Bledson	21:22	4-9	4-7	0-0	0	1	1	1	10	12	3	0	0	0	14
0 Aaron Gray	03:01	0-1	0-0	0-0	1	1	0	0	0	1	0	0	0	0	2
26 Jake Wolfe	08:11	0-2	0-2	0-0	3	3	1	2	0	0	0	0	0	0	0
Team					4	2	6	0	0	1	1	2	0	0	1
Totals	29:40	11-31	18-20	9-31	40	11	16	87	16	16	6	0	3	14	

Technical Fouls: NONE

Shooting By Period

1 st	2 nd	3 rd	4 th	OT
1 st FG% 16.91	51.6%			
1 st FT% 2.15	46.7%			
2 nd FG% 15.20	44.8%			
2 nd FT% 4.18	25.0%			
3 rd FG% 8.10	90%			
3 rd FT% 29.60	48.3%			
4 th FG% 11.01	30.0%			
4 th FT% 18.20	30.0%			

Dead Ball Rebounds: 5, 0

Period by Period Scoring												
1 st	2 nd	3 rd	4 th	OT	TOTL							
12	12	12	11	0	47							
13	12	12	12	0	49							

Points from Turnovers												
1 st	2 nd	3 rd	4 th	OT	TOTL							
0	0	0	0	0	0							

Fast Breaks												
1 st	2 nd	3 rd	4 th	OT	TOTL							
0	0	0	0	0	0							

Bench												
1 st	2 nd	3 rd	4 th	OT	TOTL							
9	14	9	14	0	46							

GAME 15 MURRAY STATE 81 EVANSVILLE 59

Jan. 6, 2024 at Evansville, Ind. - Ford Center



Official Basketball Box Score - Final
Murray St. at Evansville
01/06/24 Ford Center, Evansville

Game Time: 6:00 PM
Game Duration: 1:30
Attendance: 7,008

Murray St. - 81															
Record: 6-9 (2-1)															
NO. Name	Min	FG			FT			Rebounds		Fouls	TP	AS	ST	Blocks	pts
		M/A	3P/A	FT/A	OR	TR	FF	FR							
23 Nick Ellington	F 12:53	2-6	0-0	0-0	1	2	3	4	1	4	1	1	0	1	7
2 Rob Perry	G 30:30														



MISSOURI STATE EVANSVILLE 74 64

Jan. 13, 2024 at Evansville, Ind. - Ford Center



Missouri St. - 74 Record: 10-7 (2-4) Table with columns: NO. Name, Min, FG, 3P, FT, Rebounds, Fouls, TP, AS, TO, ST, Blocks, +/-



Shooting By Period Table with columns: 1st, 2nd, 3rd, 4th, Total

Evansville - 64 Record: 10-7 (1-5) Table with columns: NO. Name, Min, FG, 3P, FT, Rebounds, Fouls, TP, AS, TO, ST, Blocks, +/-

Shooting By Period Table with columns: 1st, 2nd, 3rd, 4th, Total

Technical Fouls: NONE

Technical Fouls: NONE

Biggest lead, Best Scoring Run, Lead Changes, Times Tied, Time with Lead

Biggest lead, Best Scoring Run, Lead Changes, Times Tied, Time with Lead

EVANSVILLE DRAKE 48 97

Jan. 20, 2024 at Des Moines, Iowa - Knapp Ctr



Evansville - 48 Record: 11-8 (2-6) Table with columns: NO. Name, Min, FG, 3P, FT, Rebounds, Fouls, TP, AS, TO, ST, Blocks, +/-

Shooting By Period Table with columns: 1st, 2nd, 3rd, 4th, Total

Technical Fouls: Bailey III 2nd 15:17

Technical Fouls: NONE

Drake - 97 Record: 16-3 (3-1) Table with columns: NO. Name, Min, FG, 3P, FT, Rebounds, Fouls, TP, AS, TO, ST, Blocks, +/-

Shooting By Period Table with columns: 1st, 2nd, 3rd, 4th, Total

Technical Fouls: Overton 2nd 15:17

Technical Fouls: NONE

Biggest lead, Best Scoring Run, Lead Changes, Times Tied, Time with Lead

Biggest lead, Best Scoring Run, Lead Changes, Times Tied, Time with Lead

2023-24 Box Scores

GAME 18 VALPARAISO EVANSVILLE 75 78

Jan. 17, 2024 at Evansville, Ind. - Ford Center



Valparaiso - 75 Record: 5-13 (1-6) Table with columns: NO. Name, Min, FG, 3P, FT, Rebounds, Fouls, TP, AS, TO, ST, Blocks, +/-



Shooting By Period Table with columns: 1st, 2nd, 3rd, 4th, Total

Evansville - 78 Record: 11-7 (2-5) Table with columns: NO. Name, Min, FG, 3P, FT, Rebounds, Fouls, TP, AS, TO, ST, Blocks, +/-

Shooting By Period Table with columns: 1st, 2nd, 3rd, 4th, Total

Technical Fouls: NONE

Technical Fouls: NONE

Biggest lead, Best Scoring Run, Lead Changes, Times Tied, Time with Lead

Biggest lead, Best Scoring Run, Lead Changes, Times Tied, Time with Lead

GAME 20 EVANSVILLE UNI 63 70

Jan 23, 2024 at Cedar Falls, Iowa - McLeod Center



Evansville - 63 Record: 11-8 (2-7) Table with columns: NO. Name, Min, FG, 3P, FT, Rebounds, Fouls, TP, AS, TO, ST, Blocks, +/-

Shooting By Period Table with columns: 1st, 2nd, 3rd, 4th, Total

Technical Fouls: NONE

Technical Fouls: NONE

UNI - 70 Record: 12-6 (3-1) Table with columns: NO. Name, Min, FG, 3P, FT, Rebounds, Fouls, TP, AS, TO, ST, Blocks, +/-

Shooting By Period Table with columns: 1st, 2nd, 3rd, 4th, Total

Technical Fouls: NONE

Technical Fouls: NONE

Biggest lead, Best Scoring Run, Lead Changes, Times Tied, Time with Lead

Biggest lead, Best Scoring Run, Lead Changes, Times Tied, Time with Lead

2023-24 Box Scores



GAME 21

ILLINOIS STATE
EVANSVILLE

54
58

Jan. 27, 2024 at Evansville, Ind. - Ford Center

Official Basketball Box Score - Final
Illinois St. at Evansville
2023-24 Men's Basketball

NO.	Name	Min	FG		3P		FT		Rebounds	Fouls	TP	AS	TO	ST	Blocks	pts
			MA	AA	MA	AA	MA	AA								
4	Myles Foster	25:42	6-8	0-1	0-0	1-4	5	2	12	1	3	1	1	0	15	
22	Kendall Lewis	25:59	0-2	0-0	1-2	3	8	11	2	3	1	0	2	1	0	
0	Luke Kasubka	01:50	0-0	0-0	3-3	2	0	2	1	3	0	0	0	0	-11	
3	Dakota Banks	01:54	0-0	0-0	0-0	2	0	2	1	2	0	0	0	0	-7	
10	Darius Burford	01:49	7-16	0-4	4-6	1	2	5	18	0	2	1	0	0	-4	
1	Mateusz Pindexter	14:27	0-3	0-0	0-0	1	2	3	0	0	0	0	0	0	-4	
2	Ty Rence	05:14	0-1	0-0	0-0	0	0	0	1	0	0	0	0	0	-1	
11	Johnny Kinziger	25:50	3-6	1-2	3-3	1	2	3	1	3	10	2	4	0	-1	
15	Chase Walker	11:18	0-1	0-0	0-0	1	4	4	8	1	0	0	0	0	-7	
Team						1	9	1	0	0	0	0	0	0	0	
Totals		16:50	12-21	2-14	10-23	22	21	54	9	11	5	1	1	4	2	

Record: 10-11 (4-6)

Shooting By Period

1st	2nd	3rd	4th	OT
45.5%	30.0%	30.0%	30.0%	30.0%
5.7	7.4	7.4	7.4	7.4
11.26	42.5%	42.5%	42.5%	42.5%
1.7	14.3%	14.3%	14.3%	14.3%
8.12	66.7%	66.7%	66.7%	66.7%
23.48	43.8%	43.8%	43.8%	43.8%
13.19	68.4%	68.4%	68.4%	68.4%

Technical Fouls: NONE

Record: 19-9 (9-7)

Points from

1st	2nd	3rd	4th	OT
11	11	11	11	11
28	30	30	30	30
5	5	5	5	5
2	6	6	6	6
27	31	31	31	31

Technical Fouls: NONE

GAME 22

UIC
EVANSVILLE

60
77

Jan. 31, 2024 at Evansville, Ind. - Ford Center

Official Basketball Box Score - Final
UIC at Evansville
2023-24 Men's Basketball

NO.	Name	Min	FG		3P		FT		Rebounds	Fouls	TP	AS	TO	ST	Blocks	pts
			MA	AA	MA	AA	MA	AA								
50	Filp Skobaj	31:34	4-8	2-6	0-0	1	2	3	3	0	10	0	1	0	0	-11
1	Isaiah Rivers	03:51	5-12	2-6	1-3	0	6	6	2	3	16	1	3	0	1	-18
3	CJ Jones	03:18	4-11	1-2	1-2	0	3	3	3	4	10	2	0	0	1	-7
4	Elhan Pickett	08:57	0-0	0-0	0-0	1	0	1	0	4	0	0	0	0	0	
5	Toby Okay	03:10	5-13	1-3	2-4	6	12	4	3	13	3	4	2	0	-19	
22	Steven Clay	27:02	3-10	1-7	0-0	1	1	3	0	7	0	0	0	0	-10	
33	Jadon Brownell	09:30	1-4	0-2	0-0	3	0	3	2	0	2	1	0	1	-6	
23	Yusef Saikh	14:09	1-5	1-5	0-0	2	2	1	0	3	0	0	0	0	-3	
10	Elynn Brown	09:22	0-1	0-1	0-0	0	0	0	0	0	0	1	0	0	-8	
13	Nathan Ogilvie	01:07	0-0	0-0	0-0	0	0	0	1	0	0	0	0	0	-3	
Team						0	2	2	0	0	0	0	0	0	0	
Totals		23:04	18-32	6-9	11	22	33	23	10	8	12	7	2	3	11	

Record: 8-14 (1-9)

Shooting By Period

1st	2nd	3rd	4th	OT
26.6	33.3%	33.3%	33.3%	33.3%
5.7	7.4	7.4	7.4	7.4
11.26	42.5%	42.5%	42.5%	42.5%
1.7	14.3%	14.3%	14.3%	14.3%
8.12	66.7%	66.7%	66.7%	66.7%
23.48	43.8%	43.8%	43.8%	43.8%
13.19	68.4%	68.4%	68.4%	68.4%

Technical Fouls: NONE

Record: 13-9 (4-7)

Points from

1st	2nd	3rd	4th	OT
11	16	16	16	16
30	30	30	30	30
15	5	5	5	5
10	15	15	15	15
37	40	40	40	40

Technical Fouls: NONE

GAME 23

EVANSVILLE
VALPARAISO

63
62

Feb. 3, 2024 at Valparaiso, Ind. - The ARC

Official Basketball Box Score - Final
Evansville at Valparaiso
2023-24 Men's Basketball

NO.	Name	Min	FG		3P		FT		Rebounds	Fouls	TP	AS	TO	ST	Blocks	pts
			MA	AA	MA	AA	MA	AA								
10	Yacine Toumi	18:34	4-5	0-0	2-4	2	4	4	3	10	2	2	1	1	0	-7
13	Ben Humrichous	24:07	3-12	0-2	2-2	0	2	3	11	8	0	0	1	1	0	-27
00	Gage Bobe	02:37	0-2	0-0	0-0	0	5	1	0	0	0	0	0	0	0	-1
2	Antonio Thomas	02:00	4-6	2-2	0-0	0	0	0	6	18	0	1	0	0	0	-14
20	Kenny Strawbridge	03:27	6-8	0-0	2-3	1	4	5	1	14	4	2	0	0	-1	
4	Chuck Bailey III	19:57	3-9	0-2	2-2	0	1	2	1	6	0	2	1	0	-10	
11	Joshua Hughes	19:21	3-4	2-3	1-2	1	2	3	9	1	0	0	2	0	11	
1	Tanner Cuff	24:31	2-6	0-1	2-2	0	8	2	2	6	2	1	0	0	3	
3	Cameron Haffner	10:25	0-1	0-1	0-0	0	0	0	0	0	0	0	0	0	-2	
Team						0	4	4	0	0	0	0	0	0	0	
Totals		24:52	4-16	1-15	5	31	36	11	13	63	8	11	5	4	3	

Record: 6-17 (0-10)

Shooting By Period

1st	2nd	3rd	4th	OT
19.3%	31.1%	31.1%	31.1%	31.1%
5.14	35.7%	35.7%	35.7%	35.7%
1.11	100%	100%	100%	100%
13.28	46.4%	46.4%	46.4%	46.4%
3.7	42.9%	42.9%	42.9%	42.9%
13.2	86%	86%	86%	86%
26.03	41.9%	41.9%	41.9%	41.9%
9.01	38.1%	38.1%	38.1%	38.1%
2.3	66.7%	66.7%	66.7%	66.7%

Technical Fouls: NONE

Record: 8-21 (3-6)

Points from

1st	2nd	3rd	4th	OT
11	12	11	12	11
30	34	34	34	34
2	0	0	0	0
32	30	30	30	30
32	30	30	30	30

Technical Fouls: NONE

GAME 24

BRADLEY
EVANSVILLE

70
73

Feb. 7, 2024 at Evansville, Ind. - Ford Center

Official Basketball Box Score - Final
Bradley at Evansville
2023-24 Men's Basketball

NO.	Name	Min	FG		3P		FT		Rebounds	Fouls	TP	AS	TO	ST	Blocks	pts
			MA	AA	MA	AA	MA	AA								
1	Amar Alkass	25:56	4-7	3-5	0-0	0	5	1	0	11	3	3	0	0	0	-7
14	Maley Leora	28:26	3-6	1-2	2-2	4	9	9	2	19	0	6	2	0	1	-9
35	Darius Harnah	01:29	5-9	0-1	2-4	2	7	4	13	2	1	0	0	0	-2	
10	Connor Hickman	01:46	5-12	4-7	0-0	1	2	3	1	14	5	2	0	0	-9	
21	Duke Dean	06:28	6-15	3-9	0-0	1	6	7	10	6	2	1	0	0	-9	
5	Christian Davis	27:30	1-7	1-6	2-2	1	2	3	1	15	1	1	1	0	0	
24	Kyle Thomas	04:42	0-1	0-0	0-0	1	1	1	1	0	1	1	0	0	-4	
0	Demation Burch	12:18	1-2	0-1	1-2	0	2	2	3	1	1	1	0	0	-3	
Team						2	1	3	0	0	0	0	0	0	0	
Totals		25:59	12-30	8-10	13	27	40	18	13	70	17	17	1	1	13	

Record: 15-9 (6-7)

Shooting By Period

1st	2nd	3rd	4th	OT
19.3%	31.1%	31.1%	31.1%	31.1%
5.14	35.7%	35.7%	35.7%	35.7%
1.11	100%	100%	100%	100%
13.28	46.4%	46.4%	46.4%	46.4%
3.7	42.9%	42.9%	42.9%	42.9%
13.2	86%	86%	86%	86%
26.03	41.9%	41.9%	41.9%	41.9%
9.01	38.1%	38.1%	38.1%	38.1%
2.3	66.7%	66.7%	66.7%	66.7%

Technical Fouls: NONE

Record: 6-17 (0-10)

Points from

1st	2nd	3rd	4th	OT
11	12	11	12	11
30	34	34	34	34
2	0	0	0	0
32	30	30	30	30
32	30	30	30	30

Technical Fouls: NONE



2023-24 Box Scores

GAME
29

SOUTHERN ILLINOIS 65
EVANSVILLE 53

Feb. 25, 2024 at Evansville, Ind. - Ford Center



Southern Ill. - 65

NO.	Name	Min	FG	3P	FT	Rebounds	Fouls	TP	AS	TO	ST	Blocks	PTS	Shooting By Period														
														1st	2nd													
0	Troy O'Amico	F 15:00	0/0	0/0	0/0	2	4	6	3	17	2	1	0	0	0	0												
32	Jarrett Hensley	F 18:02	0/3	0/1	0/0	0	1	1	2	0	0	0	0	0	0	0												
10	Xavier Johnson	G 29:27	3/12	1/5	5/7	0	10	10	0	12	8	3	2	0	1	12												
14	A.J. Ferguson	G 27:14	3/6	1/4	6/6	0	5	6	3	7	2	0	0	0	0	10												
24	Trent Brown	G 24:24	2/8	2/8	2/2	0	3	3	2	8	0	1	1	0	0	9												
2	Scottie Eubank	G 22:35	0/2	0/2	0/0	0	0	3	12	0	1	2	0	0	0	0												
30	Kennard Davis Jr.	G 20:07	3/6	1/4	2/3	0	5	5	2	2	9	0	2	1	1	14												
4	Clarence Rupert	G 06:17	0/0	0/0	0/0	0	0	0	0	0	0	1	0	0	0	0												
Team														1	2	3	0	1										
Totals														21:51	8:28	16:20	4	30	34	20	16	65	12	11	6	4	1	12

Evansville - 53

NO.	Name	Min	FG	3P	FT	Rebounds	Fouls	TP	AS	TO	ST	Blocks	PTS	Shooting By Period														
														1st	2nd													
10	Yacine Toumi	F 23:32	5/7	0/0	2/4	1	4	1	3	13	12	3	1	0	1	7												
13	Ben Hamrichous	F 38:47	3/12	0/2	5/6	0	7	7	2	5	11	2	1	0	1	15												
00	Gage Bobe	G 25:25	2/3	1/2	0/0	1	2	1	3	5	0	0	0	0	0	0												
2	Antonio Thomas	G 19:54	4/5	0/0	2/2	0	2	2	1	2	10	1	2	0	0	15												
20	Kenny Strawnbridge	G 21:34	1/4	0/1	1/2	0	3	3	5	2	3	1	3	2	0	12												
4	Chuck Bailey III	G 18:44	2/8	0/0	2/2	0	3	1	1	6	0	0	0	0	0	16												
11	Joshua Hughes	G 11:32	0/1	0/1	0/0	0	3	3	2	0	0	2	1	0	0	0												
1	Tanner Cuff	G 29:26	3/5	0/1	3/4	0	4	4	1	6	9	0	1	1	0	13												
3	Cameron Hallner	G 10:31	1/2	1/2	0/0	0	2	0	0	0	0	0	1	0	0	4												
Team														1	0	1	0	1	0	1								
Totals														18:48	12:10	15:20	3	29	32	16	20	53	11	14	3	1	1	13

Biggest lead

SIU	EVV	Points from	SIU	EVV	Period by Period Scoring
12 (2 nd 11:55)	4 (1 st 18:38)	Turnovers	15	12	1st 2nd TOT
Best Scoring Run	11 (2 nd 11:55) / (2 nd 7:29)	Paint	24	28	SIU 24 41 65
Lead Changes	0	Second Chance	6	3	
Times Tied	9	Fast Breaks	8	11	EVV 26 27 53
Time with Lead	25:56	Bench	21	18	

GAME
30

INDIANA STATE 85
EVANSVILLE 67

Feb. 28, 2024 at Evansville, Ind. - Ford Center



Indiana St. - 85

NO.	Name	Min	FG	3P	FT	Rebounds	Fouls	TP	AS	TO	ST	Blocks	PTS	Shooting By Period														
														1st	2nd													
21	Robbie Arvia	G 20:02	14/24	1/5	6/8	4	4	8	2	8	33	1	1	0	2	30												
1	Julian Larry	G 36:33	3/5	2/3	0/0	1	5	6	3	0	8	0	3	0	1	23												
2	Isaiah Swepe	G 33:42	4/11	3/9	0/0	0	5	5	1	2	11	4	3	1	0	20												
3	Ryan Crowell	G 36:57	5/8	5/8	0/0	1	6	7	1	0	15	3	4	0	0	22												
20	Jayson Kert	G 19:56	0/2	0/1	0/0	0	2	2	3	0	0	0	0	0	0	0												
0	Xavier Blockson	G 28:16	4/7	2/4	2/2	0	3	3	1	1	12	6	1	0	0	18												
24	Jake Wolfe	G 27:21	0/0	0/0	2/2	0	0	0	0	2	1	2	0	0	0	2												
23	Jaden Daughtry	G 04:58	0/0	0/0	0/0	0	0	0	0	0	0	0	0	0	0	0												
10	Eli Sheelar	G 01:48	0/1	0/1	0/0	0	0	0	0	1	0	0	0	0	0	0												
11	Azron Gray	G 01:48	0/1	0/1	0/0	0	0	0	0	0	0	0	0	0	0	0												
12	Mason Miller	G 01:48	0/0	0/0	0/0	0	0	0	0	0	0	0	0	0	0	0												
35	Denik Vost	G 01:48	1/1	0/0	0/0	0	1	2	0	0	0	0	0	0	0	3												
Team														3	3	6	0	0	0	0								
Totals														31:01	19:32	10:12	10	29	39	18	12	85	15	13	5	1	1	13

Evansville - 67

NO.	Name	Min	FG	3P	FT	Rebounds	Fouls	TP	AS	TO	ST	Blocks	PTS	Shooting By Period												
														1st	2nd											
10	Yacine Toumi	F 26:51	3/10	0/0	3/4	2	6	8	2	2	9	1	3	0	0	11										
13	Ben Hamrichous	F 20:14	1/3	0/0	0/0	0	0	0	0	1	7	0	1	0	0	11										
00	Gage Bobe	G 27:52	3/5	1/1	0/0	0	0	0	0	0	1	1	0	0	0	9										
2	Antonio Thomas	G 28:54	3/6	0/0	1/1	0	2	2	0	1	7	1	0	0	0	19										
20	Kenny Strawnbridge	G 20:55	4/9	0/2	6/6	2	3	4	8	14	2	1	0	0	0	44										
11	Joshua Hughes	G 20:18	0/1	0/0	0/0	0	4	5	1	0	0	0	0	0	0	0										
3	Cameron Hallner	G 18:01	2/6	1/3	0/0	1	3	4	1	0	5	0	0	0	0	10										
4	Chuck Bailey III	G 20:51	1/3	0/0	0/0	0	2	2	0	2	10	2	0	0	0	18										
1	Tanner Cuff	G 20:31	0/0	0/0	0/0	0	0	0	0	0	0	0	0	0	0	0										
22	Sehou Kalle	G 05:57	1/3	0/1	0/0	0	0	0	0	0	0	0	0	0	0	4										
1	Tyler Myers	G 00:55	1/1	1/1	0/0	0	0	0	0	0	0	0	0	0	0	3										
32	Dakota Chandler	G 00:55	0/0	0/0	0/0	0	1	1	0	0	0	0	0	0	0	0										
23	Michael Day	G 00:55	0/0	0/0	0/0	0	0	0	0	0	0	0	0	0	0	0										
40	Weston Agner	G 00:55	0/0	0/0	0/0	0	0	0	0	0	0	0	0	0	0	0										
Team														3	4	0	0	0	0	0						
Totals														23:40	6:18	15:16	8	22	30	12	19	67	8	4	0	18

Biggest lead

INS	EVV	Points from	INS	EVV	Period by Period Scoring
12 (2 nd 2:40)	0 (1 st 20:00)	Turnovers	7	6	1st 2nd TOT
Best Scoring Run	10 (1 st 13:07)	Paint	36	32	INS 40 45 85
Lead Changes	0	Second Chance	16	6	
Times Tied	2	Fast Breaks	5	10	EVV 31 36 67
Time with Lead	37:55	Bench	16	23	

GAME
31

EVANSVILLE 66
BELMONT 83

March 3, 2024 at Nashville, Tenn. - Curb Event Center



Evansville - 66

NO.	Name	Min	FG	3P	FT	Rebounds	Fouls	TP	AS	TO	ST	Blocks	PTS	Shooting By Period													
														1st	2nd												
10	Yacine Toumi	F 14:23	2/7	0/0	2/4	2	4	2	1	4	0	0	0	0	0	11											
11	Joshua Hughes	F 24:29	5/10	3/8	0/0	1	6	7	3	1	13	3	4	1	2	24											
00	Gage Bobe	G 19:56	2/8	1/7	2/2	0	1	1	4	2	7	1	1	0	0	4											
2	Antonio Thomas	G 35:19	4/7	1/2	2/4	0	2	2	1	1	0	1	0	1	0	19											
20	Kenny Strawnbridge	G 21:04	5/14	0/4	4/4	5	3	8	2	14	3	0	1	1	1	18											
1	Tanner Cuff	G 26:46	1/6	0/1	0/0	1	3	4	2	1	2	1	0	0	0	4											
3	Cameron Hallner	G 18:23	4/6	2/4	0/0	2	0	2	0	0	2	0	0	0	0	13											
4	Chuck Bailey III	G 17:08	1/6	0/2	1/2	1	2	3	2	3	0	0	0	0	0	11											
22	Sehou Kalle	G 07:51	1/1	0/0	0/0	1	1	2	0	1	0	0	0	0	0	4											
5	Braylon Jackson	G 01:31	0/0	0/0	0/0	0	0	0	0	0	0	0	0	0	0	0											
12	Tyler Myers	G 01:31	0/0	0/0	0/0	1	1	0	0	0	0	0	0	0	0	0											
32	Dakota Chandler	G 01:31	0/0	0/0	0/0	0	0	0	0	0	0	0	0	0	0	0											
33	Michael Day	G 01:31	0/0	0/0	0/0	0	0	0	0	0	0	0	0	0	0	0											
40	Weston Agner	G 01:31	0/1	0/0	0/0	0	0	0	0	0	0	0	0	0	0	0											
Team														0	0	1	0	0	0								
Totals														25:48	7:28	9:10	11	26	37	18	11	66	11	10	5	2	17

Belmont - 83

NO.	Name	Min	FG	3P	FT	Rebounds	Fouls	TP	AS	TO	ST	Blocks	PTS	Shooting By Period	
														1st	2nd



2023-24 Box Scores

GAME 33 **EVANSVILLE** **58**
33 **79**
March 8, 2024 at St. Louis, Mo. - Enterprise Center

Official Basketball Box Score - Final
Evansville at Drake
03/08/24 Enterprise Center, St. Louis
2024 Hoops Round 1 Game 7
Game Time: 1:00 PM
Game Duration: 1:52
Attendance: 1,522
Officials: Gary Maxwell, Kelly Sall, Ray Neas

NO.	Name	Min	FG		FT	Rebounds		Fouls	TP	AS	TO	ST	Blocks		pts		
			M/A	EA		OR	DR						BS	BA			
10	Yacine Toure	F	20:28	5/9	0/1	2/2	7	9	4	1	14	2	2	0	0	14	
13	Ben Humrichous	F	28:02	2/8	2/5	0/1	0	4	4	5	6	0	3	1	0	21	
00	Cage Bobb	G	25:58	1/3	1/3	0/0	4	4	1	0	3	2	0	0	0	4	
2	Antonio Thomas	G	25:56	3/6	0/2	2/2	0	3	3	4	2	0	0	0	0	16	
20	Kenny Strawbridge	G	24:46	4/8	0/2	1/2	0	1	2	1	9	3	3	1	0	9	
1	Tanner Cuff	F	18:02	2/6	0/1	2/2	1	3	4	2	6	1	0	0	0	16	
3	Cameron Halfner	G	07:24	0/0	0/0	0/0	0	0	0	0	0	0	0	0	0	0	
4	Chuck Bailey III	G	20:44	4/11	0/0	1/2	0	3	3	0	1	9	0	1	0	22	
11	Joshua Hughes	F	11:48	1/4	1/2	0/0	1	1	1	1	3	0	0	0	1	2	
22	Sekou Kalle	G	01:41	0/0	0/0	0/0	0	0	0	0	0	0	0	0	0	0	
Team				2	2		0	0			0				0		
Totals			23:56	4-16	8-12	3-3	28	31	18	13	25	8	12	5	3	1	21

Record: 16-17
Shooting By Period
1st FGD%: 9.25 36.0%
2nd FGD%: 14.30 46.7%
3rd FGD%: 5.7 71.4%
4th FGD%: 23.65 44.8%
5th FGD%: 8.12 66.7%
Dead Ball Rebounds: 4-0

Drake - 79
Record: 36-6
Shooting By Period
1st FGD%: 14.31 45.2%
2nd FGD%: 9.16 31.2%
3rd FGD%: 10.11 30.9%
4th FGD%: 13.31 38.7%
5th FGD%: 4.13 20.6%
6th FGD%: 8.11 72.7%
7th FGD%: 26.40 41.9%
8th FGD%: 9.29 50.0%
9th FGD%: 19.22 81.8%
Dead Ball Rebounds: 3-1

UE		Drake		Points from Turnovers		Period by Period Scoring	
Biggest lead	2 (1 st 17-18)	26 (2 nd 7-20)	Turnovers	13	17	1st	2nd
Best Scoring Run	7 (1 st 17-18)	8 (1 st 0-20)	Paint	26	26	1st	2nd
Lead Changes	2	1	Second Chance	2	7	UE	22
Times Tied	2	0	Fast Breaks	8	19	Drake	43
Time with Lead	00:17	37:26	Bench	18	32	Drake	43

GAME 34 **EVANSVILLE** **64**
34 **63**
March 24, 2024 at Daytona Beach, Fla. - Ocean Center

Official Basketball Box Score - Final
Quinnipiac at Evansville
03/24/24 Ocean Center, Daytona Beach
2024 Hoops Round 1 Game 7
Game Time: 2:30 PM
Game Duration: 1:50
Attendance: 829
Officials: Mike Evans, Mike Norborn, Matt Lovgren

NO.	Name	Min	FG		FT	Rebounds		Fouls	TP	AS	TO	ST	Blocks		pts	
			M/A	EA		OR	DR						BS	BA		
15	Amari Tica	F	20:20	1/3	1/3	3/3	1	4	3	6	0	2	1	0	3	
33	Paul Oteno	F	30:06	7/11	0/0	2/2	7	8	2	1	16	0	4	1	0	13
0	Alexis Reyes	G	21:37	3/9	2/4	2/4	3	6	9	0	2	10	3	1	0	14
2	Max Balanc	G	30:35	3/12	1/3	0/0	0	6	6	3	2	7	3	1	0	8
3	Savion Lewis	G	25:32	1/5	0/0	0/0	0	3	2	0	2	4	2	1	0	2
5	Doug Young	F	15:55	4/9	3/6	1/2	0	0	0	1	2	2	2	1	0	19
12	Rhards Vavrus	F	11:08	2/6	0/0	0/0	0	3	0	0	4	1	2	0	1	5
23	Jamal Riggins	G	06:53	0/3	0/0	0/0	0	1	1	1	8	0	0	0	0	0
1	Rhodes Springs	G	03:11	0/1	0/1	0/0	0	0	0	0	1	0	0	0	0	0
13	Daemar Kelly	G	01:55	0/0	0/0	0/0	0	0	0	0	0	0	0	0	0	0
Team				2	4	6		0			0				0	
Totals			24:44	7-23	8-14	10-25	40	13	10	14	15	10	3	4	11	

Record: 24-10
Shooting By Period
1st FGD%: 14.31 45.2%
2nd FGD%: 9.16 31.2%
3rd FGD%: 10.11 30.9%
4th FGD%: 13.31 38.7%
5th FGD%: 4.13 20.6%
6th FGD%: 8.11 72.7%
7th FGD%: 26.40 41.9%
8th FGD%: 9.29 50.0%
9th FGD%: 19.22 81.8%
Dead Ball Rebounds: 3-1

Evansville - 64
Record: 17-17
Shooting By Period
1st FGD%: 14.31 45.2%
2nd FGD%: 9.16 31.2%
3rd FGD%: 10.11 30.9%
4th FGD%: 13.31 38.7%
5th FGD%: 4.13 20.6%
6th FGD%: 8.11 72.7%
7th FGD%: 26.40 41.9%
8th FGD%: 9.29 50.0%
9th FGD%: 19.22 81.8%
Dead Ball Rebounds: 3-1

QUIN		EVANS		Points from Turnovers		Period by Period Scoring	
Biggest lead	9 (1 st 7-8)	10 (2 nd 6-7)	Turnovers	15	19	1st	2nd
Best Scoring Run	9 (1 st 11-14)	12 (2 nd 12-35)	Paint	30	34	QUIN	30
Lead Changes	4	6	Second Chance	10	6	EVANS	30
Times Tied	7	0	Fast Breaks	10	11	QUIN	34
Time with Lead	12:50	18:48	Bench	22	25	EVANS	34

GAME 35 **EVANSVILLE** **57**
35 **71**
March 25, 2024 at Daytona Beach, Fla. - Ocean Center

Official Basketball Box Score - Final
Seattle U at Evansville
03/24/24 Ocean Center, Daytona Beach
2024 Hoops Round 2 Game 4
Game Time: 6:30 PM
Game Duration: 1:49
Attendance: 724
Officials: Mike Kites, Will Favers, Jason Garrison

NO.	Name	Min	FG		FT	Rebounds		Fouls	TP	AS	TO	ST	Blocks		pts		
			M/A	EA		OR	DR						BS	BA			
23	Seyi Rasley	F	24:19	3/4	0/0	2/4	3	5	2	3	8	1	2	0	0	9	
25	Brandon Chisfield	F	17:31	2/5	0/0	5/6	1	0	1	2	4	9	1	0	0	5	
0	Alex Schumacher	G	34:09	6/12	0/2	10/11	1	3	4	2	8	22	4	7	1	0	9
5	Cameron Tyson	G	35:48	4/11	3/8	0/0	0	6	6	2	1	11	1	1	0	16	
11	John Christakis	G	24:16	1/4	1/4	2/2	0	5	2	2	5	1	0	0	0	4	
2	Paris Dawson	G	26:51	2/4	0/1	0/0	0	4	2	0	4	0	1	0	0	16	
21	Viktor Rajkovic	G	07:02	0/0	0/0	1/2	0	2	1	1	1	0	0	0	0	2	
33	Kobe Williamson	G	20:43	5/9	0/1	1/1	1	3	4	1	2	11	1	2	1	14	
1	Vajsa Pandza	G	07:31	0/0	0/0	0/0	0	1	0	0	0	1	1	0	0	0	
24	Melak Gomez	G	04:50	0/0	0/0	0/0	0	0	0	0	0	1	1	0	0	0	
Team				3	4		0	0			3	15	0	1	4		
Totals			23:51	16-31	21-25	10-30	40	14	21	7	3	15	8	1	1	14	

Record: 17-18
Shooting By Period
1st FGD%: 15.30 50.0%
2nd FGD%: 4.8 50.0%
3rd FGD%: 0.2 0%
4th FGD%: 7.22 31.8%
5th FGD%: 3.13 23.1%
6th FGD%: 6.10 60%
7th FGD%: 23.51 45.1%
8th FGD%: 4.16 25.9%
9th FGD%: 21.26 80.8%
Dead Ball Rebounds: 3-0

Evansville - 57
Record: 17-18
Shooting By Period
1st FGD%: 15.30 50.0%
2nd FGD%: 4.8 50.0%
3rd FGD%: 0.2 0%
4th FGD%: 7.22 31.8%
5th FGD%: 3.13 23.1%
6th FGD%: 6.10 60%
7th FGD%: 23.51 45.1%
8th FGD%: 4.16 25.9%
9th FGD%: 21.26 80.8%
Dead Ball Rebounds: 3-0

SU		UE		Points from Turnovers		Period by Period Scoring	
Biggest lead	17 (2 nd 4-9)	8 (1 st 8-17)	Turnovers	11	12	1st	2nd
Best Scoring Run	9 (2 nd 9-33)	5 (1 st 1-13)	Paint	30	23	SU	28
Lead Changes	4	0	Second Chance	9	7	SU	40
Times Tied	4	0	Fast Breaks	7	6	UE	34
Time with Lead	16:26	21:30	Bench	16	21	UE	34





Retired Jerseys

19 Gus Doerner
1938-42

20 Hugh Ahlering
1957-59

40 Ed Smallwood
1958-60

52 Jerry Sloan
1963-65

50 Larry Humes
1964-66

10 Don Buse
1969-72

15 Brad Leaf
1979-82

50 Marty Simmons
1987-88

3 Scott Haffner
1987-89

20 Scott Shreffler
1989-93


31 Andy Elkins
1992-95

5 Marcus Wilson
1996-99


Aces Arad McCutchan
Head Coach
1946-1977

Aces Jim Crews
Head Coach
1985-2002

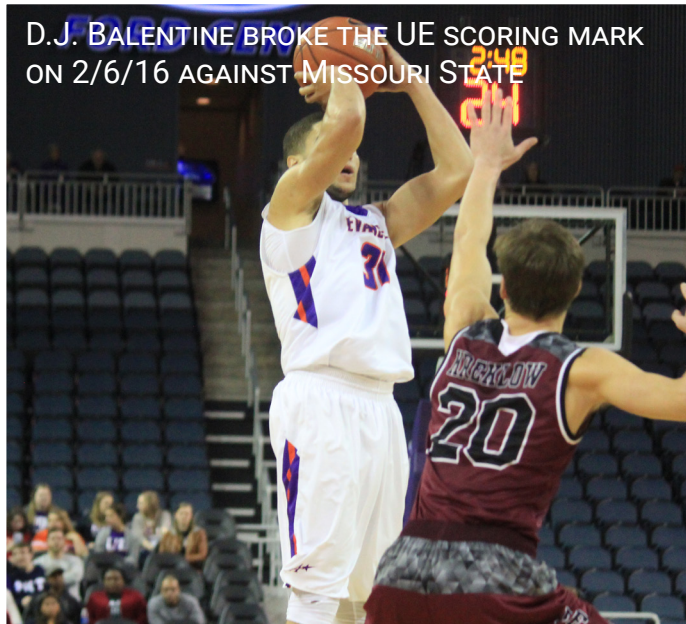
The 1,000-Point Club



LARRY HUMES



JERRY SLOAN



D.J. BALENTINE BROKE THE UE SCORING MARK ON 2/6/16 AGAINST MISSOURI STATE

THE 1,000 POINT CLUB

1.	D.J. Balentine	2,464
2.	Colt Ryan	2,279
3.	Larry Humes	2,236
4.	Marcus Wilson	2,053
5.	Ed Smallwood	1,898
6.	Andy Elkins	1,761
7.	Scott Haffner	1,686
8.	Brad Leaf	1,605
9.	Parrish Casebier	1,535
10.	Craig Snow	1,530
11.	Egidijus Mockevicius	1,498
12.	John Harrawood	1,479
13.	Scott Shreffler	1,454
14.	Matt Webster	1,451
15.	Jason Holsinger	1,442
16.	Don Buse	1,426
17.	Shy Ely	1,423
18.	Dan Godfread	1,386
19.	Jaylon Brown	1,369
20.	Bob Barnett	1,356
21.	Buster Briley	1,335
22.	Bubby Mukes	1,327
23.	Jeff Frey	1,324
24.	Jerry Sloan	1,320
25.	Clint Cuffle	1,307
26.	Sam Watkins	1,287
27.	Richie Johnson	1,282
28.	Marty Simmons	1,265
29.	John Wellemeyer	1,200
30.	Dale Wise	1,197
31.	Gus Doerner	1,182
32.	Adam Seitz	1,155
33.	Mike Platt	1,135
34.	Marv Pruett	1,122
35.	Ned Cox	1,115
36.	Mel Lurker	1,114
37.	Theren Bullock	1,107
38.	Reed Jackson	1,101
39.	Shamar Givance	1,093
40.	Blake Simmons	1,090
41.	Jerry Conrad	1,075
42.	Brian Hill	1,069
43.	Bradley Strickland	1,068
44.	K.J. Riley	1,062
45.	Steve Welmer	1,059
46.	Kyle Anslinger	1,045
47.	Bob Walker	1,044
48.	Hugh Ahlering	1,032
49.	Howard Pratt	1,030
50.	Chris Hollender	1,029
51.	Noah Frederking	1,022
52.	Clyde Cox	1,010



Career Records

TOP 10 SCORERS

No.	Name	Years	Pts.
1.	D.J. Balentine	2012-16	2,464
2.	Colt Ryan	2009-13	2,279
3.	Larry Humes	1964-66	2,236
4.	Marcus Wilson	1996-99	2,053
5.	Ed Smallwood	1958-60	1,898
6.	Andy Elkins	1992-95	1,761
7.	Scott Haffner	1987-89	1,686
8.	Brad Leaf	1979-82	1,605
9.	Parrish Casebier	1991-93	1,535
10.	Craig Snow	1998-01	1,530

TOP 10 AVERAGES

(Minimum 50 games)

No.	Name	Years	Avg.
1.	Larry Humes	1964-66	26.4
2.	Marty Simmons	1987-88	24.3
3.	Ed Smallwood	1958-60	23.1
4.	Parrish Casebier	1991-93	20.2
5.	Scott Haffner	1987-89	19.4
6.	John Harrawood	1954-57	18.9
7.	Buster Briley	1962-64	18.2
8.	Colt Ryan	2009-13	17.8
9.	D.J. Balentine	2012-16	17.7
10.	Marcus Wilson	1995-99	17.3

TOP 10 FIELD GOAL MAKERS

No.	Name	Years	FGs.
1.	Larry Humes	1964-66	865
2.	D.J. Balentine	2012-16	824
3.	Colt Ryan	2009-13	708
4.	Ed Smallwood	1958-61	702
5.	Marcus Wilson	1996-99	674
6.	Brad Leaf	1979-82	621
7.	Andy Elkins	1992-95	612
8.	Buster Briley	1962-64	594
9.	Scott Haffner	1987-89	572
	Dan Godfread	1986-90	572
11.	Bubby Mukes	1983-86	571

TOP 10 FIELD GOAL PERCENTAGE

(Minimum 100 field goals per season-more than one season)

No.	Name	Years	FG-FGA	Pct.
1.	Brian Hill	1987-90	424-672	.631
2.	Egidijus Mockevicius	2012-16	551-893	.617
3.	Dan Godfread	1986-90	572-953	.600
4.	Steve Welmer	1970-72	409-695	.589
5.	Bradley Strickland	2004-07	432-786	.550
6.	Marty Simmons	1987-88	446-840	.531
7.	Brad Leaf	1979-82	621-1190	.522
8.	Richie Johnson	1982-85	466-894	.521
9.	Larry Humes	1964-66	865-1737	.498
10.	Don Buse	1970-72	531-1069	.497

TOP 10 FREE THROWS

No.	Name	Years	FTs
1.	Colt Ryan	2009-13	601
2.	D.J. Balentine	2012-16	553
3.	Matt Webster	2004-07	533
4.	Parrish Casebier	1991-93	509
5.	Larry Humes	1964-66	506
6.	Ed Smallwood	1958-61	494
7.	Marcus Wilson	1996-99	455
8.	K.J. Riley	2017-20	440
9.	Egidijus Mockevicius	2012-16	402
10.	Jaylon Brown	2013-17	376
11.	Shy Ely	2006-09	373
12.	Don Buse	1970-72	364

TOP 10 FREE THROW PERCENTAGE

(Minimum 300 attempts)

No.	Name	Years	FT-FTA	Pct.
1.	Marcus Wilson	1996-99	455-513	.869
2.	Scott Haffner	1987-89	297-335	.866
3.	Scott Shreffler	1989-93	315-365	.863
4.	Colt Ryan	2009-13	601-697	.862
5.	Jason Holsinger	2006-09	266-318	.836
5.	Brad Leaf	1979-82	363-451	.805
6.	Adam Seitz	1999-02	306-385	.795

7.	D.J. Balentine	2012-16	553-698	.792
8.	Don Buse	1970-72	364-464	.785
9.	Theren Bullock	1979-82	283-362	.782
10.	Buster Briley	1962-64	235-303	.776

TOP 10 REBOUNDS

No.	Name	Years	Reb.
1.	Egidijus Mockevicius	2012-16	1,260
2.	Dale Wise	1959-61	1,197
3.	Jerry Sloan	1963-65	1,053
4.	Ed Smallwood	1958-60	981
5.	Herb Williams	1965-67	879
6.	Mel Lurker	1958-60	844
7.	Jeff Frey	1974-77	800
8.	Dan Godfread	1986-90	737
9.	Sascha Hupmann	1990-93	716
10.	Reed Jackson	1992-95	712
11.	Andy Elkins	1992-95	711

TOP 10 REBOUNDS AVERAGE

(Minimum 50 games)

No.	Name	Years	Avg.
1.	Dale Wise	1959-61	14.6
2.	Jerry Sloan	1963-65	12.4
3.	Ed Smallwood	1958-60	11.9
4.	Marty Herthel	1960-62	11.4
5.	Herb Williams	1965-67	11.1
	Egidijus Mockevicius	2012-16	11.1
7.	Mel Lurker	1958-60	10.1
8.	Howard Pratt	1965-67	8.5
9.	Steve Welmer	1970-72	8.2
10.	Jeff Frey	1974-77	8.0
11.	Richie Johnson	1982-85	7.6

ASSISTS

(Records first kept in 1973-74)

No.	Name	Years	Asts.
1.	Jeremy Stanton	1998-01	601
2.	Scott Shreffler	1989-93	521
3.	Jason Holsinger	2006-09	506
4.	D.J. Balentine	2012-16	472
5.	Reed Jackson	1992-95	437
6.	Troy Taylor	2009-13	416
7.	Colt Ryan	2009-13	406
8.	Duane Gibson	2013-18	396
9.	Todd Cochenour	1991-94	391
10.	Lucious Wagner	2002-05	388

BLOCKED SHOTS

(Records not kept until 1977-78)

No.	Name	Years	Blocks
1.	Egidijus Mockevicius	2012-16	297
2.	Dan Godfread	1986-90	226
3.	Sascha Hupmann	1990-93	193
4.	Bradley Strickland	2004-07	160
5.	Jeff Layden	1994-97	79
6.	Mark Jewell	1990-91	73
7.	Dan Lytle	2000-03	64
8.	Scott Sparks	1994-96	62
9.	Craig Show	1998-01	56
10.	Andy Elkins	1992-95	42

STEALS

(Records not kept until 1977-78)

No.	Name	Years	Steals
1.	Colt Ryan	2009-13	183
2.	Reed Jackson	1992-95	150
3.	Troy Taylor	2009-13	142
4.	Jeremy Stanton	1998-01	129
5.	Shamar Givance	2018-22	125
5.	Jaylon Brown	2013-17	117
6.	Duane Gibson	2013-18	113
7.	Scott Haffner	1987-89	110
	Adam Seitz	1999-02	110
	Marcus Wilson	1996-99	110
10.	Blake Simmons	2013-18	100

Single Season Records



(Must play in minimum of 75 percent of season's games)

TOP 10 SCORERS			
No.	Name	Year	Pts.
1.	Larry Humes	1964-65	941
2.	Larry Humes	1965-66	837
3.	Scott Haffner	1988-89	760
4.	D.J. Balentine	2013-14	752
5.	Marty Simmons	1987-88	750
6.	Ed Smallwood	1959-60	730
7.	D.J. Balentine	2014-15	723
8.	D.J. Balentine	2015-16	698
9.	Jaylon Brown	2016-17	689
10.	Andy Elkins	1993-94	687
11.	Colt Ryan	2012-13	685
12.	Marcus Wilson	1998-99	682
13.	Colt Ryan	2011-12	656
14.	Ed Smallwood	1957-58	635

TOP 10 AVERAGES			
No.	Name	Year	Avg.
1.	Larry Humes	1964-65	32.5
2.	Larry Humes	1965-66	31.0
3.	Ed Smallwood	1959-60	26.1
4.	Marty Simmons	1987-88	25.9
5.	Parrish Casebier	1991-92	25.4
6.	Scott Haffner	1988-89	24.5
7.	Gus Doerner	1941-42	24.4
8.	Ed Smallwood	1957-58	23.5
9.	John Harrawood	1956-57	23.0
10.	D.J. Balentine	2013-14	22.8
11.	Marty Simmons	1986-87	22.4

TOP 10 FIELD GOAL MAKERS			
No.	Name	Year	FGs.
1.	Larry Humes	1964-65	357
2.	Larry Humes	1965-66	325
3.	Ed Smallwood	1959-60	269
3.	Marty Simmons	1987-88	269
5.	John Wellemeier	1970-71	263
	Scott Haffner	1988-89	263
7.	John Harrawood	1956-57	249
8.	D.J. Balentine	2014-15	245
9.	Andy Elkins	1993-94	242
10.	D.J. Balentine	2015-16	240
11.	Ed Smallwood	1957-58	237
12.	Jerry Conrad	1973-74	230

TOP 10 FIELD GOAL PERCENTAGE (Minimum 100 field goals)			
No.	Name	Year	FG-FGA Pct.
1.	Brian Hill	1989-90	180-278 .648
2.	Egidijus Mockevicius	2015-16	195-306 .637
3.	Steve Welmer	1971-72	191-302 .632
4.	Sascha Hupmann	1991-92	159-252 .631
5.	Dan Godfread	1988-89	201-320 .628
6.	Egidijus Mockevicius	2013-14	121-193 .627
7.	Mark Jewell	1990-91	127-203 .626
8.	Kwame James	1998-99	123-199 .618
9.	Dan Godfread	1987-88	176-290 .607
10.	Dan Godfread	1989-90	134-227 .590
11.	Sascha Hupmann	1992-93	112-193 .580

TOP 10 FREE THROWS			
No.	Name	Year	FTs
1.	Larry Humes	1964-65	227
2.	D.J. Balentine	2013-14	216
3.	Jaylon Brown	2016-17	211
4.	Matt Webster	2006-07	207
5.	Ed Smallwood	1959-60	192

6.	Larry Humes	1965-66	187
	Parrish Casebier	1991-92	187
8.	Parrish Casebier	1992-93	186
9.	Colt Ryan	2011-12	184
	Colt Ryan	2012-13	184
11.	Shy Ely	2008-09	166
12.	Marcus Wilson	1998-99	165

TOP 10 FREE THROW PERCENTAGE (2 made per game)				
No.	Name	Year	FT-FTA	Pct.
1.	Scott Shreffler	1991-92	78-85	.918
2.	Scott Haffner	1986-87	80-88	.909
3.	Marcus Wilson	1996-97	91-101	.901
4.	Scott Haffner	1988-89	136-151	.901
5.	Marcus Wilson	1998-99	165-184	.897
6.	Colt Ryan	2012-13	184-206	.893
7.	Scott Shreffler	1989-90	84-95	.884
8.	Marcus Wilson	1995-96	75-85	.882
9.	Colt Ryan	2010-11	132-151	.874
10.	Denver Holmes	2011-12	69-79	.873
11.	Adam Seitz	2000-01	94-108	.870
	Clint Cuffle	2003-04	60-69	.870

TOP 10 REBOUNDS			
No.	Name	Year	Reb.
1.	Dale Wise	1959-60	496
2.	Egidijus Mockevicius	2015-16	476
3.	Jerry Sloan	1964-65	425
4.	Dale Wise	1960-61	396
5.	Ed Smallwood	1957-58	348
6.	Ed Smallwood	1959-60	337
	Egidijus Mockevicius	2014-15	337
8.	Jerry Sloan	1963-64	335
9.	Marty Herthel	1961-62	305
10.	Dale Wise	1958-59	305
11.	Ed Smallwood	1958-59	296
12.	Jerry Sloan	1962-63	293

TOP 10 REBOUNDS AVERAGE			
No.	Name	Year	Avg.
1.	Dale Wise	1959-60	17.1
2.	Dale Wise	1960-61	14.7
3.	Jerry Sloan	1964-65	14.6
4.	Egidijus Mockevicius	2015-16	14.0
5.	Ed Smallwood	1957-58	12.8
6.	Marty Herthel	1961-62	12.6
7.	Walter Deal	1960-61	12.0
8.	Ed Smallwood	1959-60	12.0
9.	Dale Wise	1958-59	11.7
10.	Herb Williams	1964-65	11.6
11.	Jerry Sloan	1963-64	11.2

ASSISTS (Records first kept in 1973-74)			
No.	Name	Year	Asts.
1.	Reed Crafton	1988-89	211
2.	Scott Shreffler	1989-90	184
3.	Jeremy Stanton	2000-01	181
4.	Tyrone Scott	1983-84	166
5.	Scott Haffner	1987-88	160
6.	Jason Holsinger	2006-07	157
7.	Reed Jackson	1993-94	154
8.	Jeremy Stanton	1999-00	153
9.	Kaylon Williams	2008-09	151
10.	Mark Allaria	2001-02	150



3-Point Records

TEAM, SINGLE GAME

Most attempts by UE: 35 vs. Southern Illinois 1-7-97
 Most attempts by OPP: 39 by Western Kentucky 12-3-02
 Most shots made by UE: 17 vs. Southern Illinois 1-7-97
 17 at Xavier 11/10/18, 17 at Southern Illinois, 12/28/20
 Most shots made by OPP: 17 by Belmont 3-18-09, UNI 1-29-14
 Best pct. by UE (min. 10 attempts): .833 (10-12 vs. Butler 2-9-91,
 10-12 vs. Southern Illinois 2-24-96)

INDIVIDUAL, SINGLE GAME

Most attempts by UE: 15, Stuart Sullivan vs. Wichita State 12-9-95
 Most attempts by OPP: 16, Lou Richie of Clemson 12-27-93
 Most shots made by UE: 11, Scott Haffner vs. Dayton 2-18-89
 Most shots made by OPP: 9, Darrin Fitzgerald of Butler 1-17-87,
 Detric Taylor of Fla. International 1-2-96
 Best pct. by UE (min. 8 attempts): 1.000 (9-9) Marcus Wilson
 vs. UT-Martin 11-18-98

TEAM, SEASON

Most attempts by UE: 750, 2019-20
 Most attempts by OPP: 673, 2014-15 and 2018-19
 Most shots made by UE: 264, 2018-19
 Most shots made by OPP: 242, 2016-17
 Best pct. by UE: .444 (213-480) 1988-89

INDIVIDUAL, SEASON

Most attempts: 214, Scott Haffner 1988-89
 Most shots made: 98, Scott Haffner 1988-89
 Best pct. (min. 75 attempts): .558 (53-95) Brian Jackson 1994-95

SINGLE GAME

1.	Scott Haffner	11	2-18-89
2.	Kyle Anslinger	9	2-11-06
	Marcus Wilson	9	11-18-98
	Stuart Sullivan	9	12-9-95
	Brent Kell	9	1-31-94
	Marty Simmons	9	3-6-88
7.	Jason Holsinger	8	3-1-07
	Jason Holsinger	8	2-21-07
	Marcus Wilson	8	12-16-98
	Andy Elkins	8	1-9-94
	Parrish Casebier	8	3-9-92
	Scott Haffner	8	1-21-87

SINGLE SEASON

1.	Scott Haffner	98	88-89
2.	Andy Elkins	88	93-94
3.	Jason Holsinger	87	06-07
4.	Marcus Wilson	85	98-99
5.	D.J. Balentine	78	13-14
6.	Scott Shreffler	75	89-90
7.	Scott Haffner	74	87-88
	D.J. Balentine	74	14-15
8.	Scott Haffner	73	86-87
9.	Jason Holsinger	69	05-06
10.	Clint Cuffle	67	02-03
	Ryan Taylor	67	16-18

CAREER

1.	Jason Holsinger	284	06-09
2.	D.J. Balentine	263	12-16
3.	Marcus Wilson	250	96-99
4.	Scott Haffner	245	87-89
5.	Kyle Anslinger	213	04-07
6.	Scott Shreffler	211	89-93
7.	Noah Frederking	208	18-22
8.	Andy Elkins	199	92-95
9.	Clint Cuffle	184	01-04
10.	Kyle Runyan	177	98-01
11.	Craig Snow	176	98-01
12.	Noah Frederking	164	17-22



SCOTT HAFFNER MADE 98 3-POINTERS IN THE 1988-89 SEASON, INCLUDING 11 IN A SINGLE GAME VS. DAYTON.

Other Records



INDIVIDUAL RECORDS

Most Points

Game: 65, Scott Haffner vs. Dayton (1988-89)
Season: 941, Larry Humes (1964-65)
Career: 2,464, D.J. Balentine (2012-16)

Most Field Goals

Game: 23, Scott Haffner vs. Dayton (1988-89)
Season: 357, Larry Humes (1964-65)
Career: 865, Larry Humes (1964-66)

Highest Field Goal Percentage

Game (min. 12 att.): .944, DeAndre Williams: 17-18 vs. Miami Ohio (2019-20)
Season: .648, Brian Hill: 180-278 (1989-90)
Career: .631, Brian Hill: 424-672 (1987-90)

Highest Scoring Average

Season: 32.5, Larry Humes (1964-65)
Career: 26.4, Larry Humes (1964-66)

Most 3-Point Field Goals

Game: 11, Scott Haffner vs. Dayton (1988-89)
Season: 98, Scott Haffner (1988-89)
Career: 284, Jason Holsinger (2006-09)

Highest 3-Point Field Goal Percentage

Game (min. 8 att.): 1.000, Marcus Wilson: 9-9 vs. UT-Martin (1998-99)
Season: .558, Brian Jackson: 53-95 (1994-95)
Career: .431, Scott Haffner: 245-569 (1986-89)

Most Free Throws

Game: 20, Matt Webster vs. Lipscomb (2006-07)
D.J. Balentine vs. Illinois State (2013-14)
Season: 227, Larry Humes (1964-65)
Career: 533, Matt Webster (2004-07)

Highest Free Throw Percentage

Game (min. 15 att.): 1.000, Shy Ely 18-18 vs. Creighton (2007-08); Marcus Wilson 15-15 vs. Drake (1998-99)
Season: .918, Scott Shreffler: 78-85 (1991-92)
Career: .887, Marcus Wilson: 455-513 (1996-99)

Most Rebounds

Game: 31, Jim Smallins vs. Ky. Wesleyan (1956-57)
Dale Wise vs. Ky. Wesleyan & Ball State (1959-60)
Season: 496, Dale Wise (1959-60)
Career: 1,260, Egidijus Mockevicius (2012-16)

Highest Rebounding Average


Season: 17.1, Dale Wise (1959-60)
Career: 14.6, Dale Wise (1958-60)

Most Assists

Game: 15, Jeremy Stanton vs. Illinois State (2000-01);
Tyrone Scott vs. Oklahoma City (1983-84)
Season: 211, Reed Crafton (1988-89)
Career: 601, Jeremy Stanton (1998-01)

Most Blocked Shots

Game: 8, Dan Godfred vs. Alcorn State (1988-89)
8, Mark Jewell vs. Indiana State (1990-91)
8, Egidijus Mockevicius vs. Drake (2013-14) - Arch Madness Record
Season: 94, Egidijus Mockevicius (2015-16)
Career: 297, Egidijus Mockevicius (2012-16)



TEAM RECORDS

Most Points

Game: 136, vs. Butler (1990-91)
Season: 2,748 (1964-65)

Most Field Goals

Game: 53, vs. DePauw (1964-65)

Highest Field Goal Percentage

Game: .725, vs. Western Kentucky (1981-82)
Season: .529 (1987-88 and 1988-89)

Highest Scoring Average

Season: 94.7 (1964-65)

Most 3-Point Field Goals

Game: 17, vs. Southern Illinois (1996-97)
Season: 264 (2018-19)

Highest 3-Point Field Goal Percentage (min. 10 attempts)

Game: .833: 10-12 vs. Butler (1990-91)
10-12 vs. Southern Illinois (1995-96)
Season: .444: 213-480 (1988-89)

Most Free Throws

Game: 46 vs. N. Carolina A&T (1958-59); 46 vs. Butler (1990-91)
Attempts: 63 vs. Butler (1990-91)
Season: 587 (1959-60)

Highest Free Throw Percentage (min. 20 attempts)

Game: .955 (21-22), vs. Indiana State (1958-59)
.955 (21-22), vs. Charleston Southern (1997-98)
Season: .772 (515-667 in 1998-99)

Most Rebounds

Game: 87, vs. St. Joseph's (1958-59)
Season: 1,835 (1959-60)

Highest Rebound Average

Season: 63.3 (1959-60)

Most Blocked Shots

Game: 11 vs. Alcorn State (1988-89); 11 vs. Indiana State (1990-91)
Season: 145 (1988-89)

Most Assists

Game: 34, vs. Earlham (2014-15)
Season: 638 (1988-89)



Ranked Opponents


Date	Rank	Team	H/A	Score
1/18/22	22	Loyola	H	L, 48-77
11/12/19	1	Kentucky	A	W, 67-64
12/20/17	4	Duke	A	L, 40-104
2/21/17	25	Wichita State	A	L, 83-109
11/11/16	13	Louisville	A	L, 47-78
1/31/16	22	Wichita State	H	L, 65-78
2/25/15	10	Northern Iowa	A	L, 57-68
2/22/15	13	Wichita State	A	L, 43-62
1/17/15	13	Wichita State	H	L, 41-61
1/1/15	23	Northern Iowa	H	W, 52-49
3/7/14	2	Wichita State	N	L, 58-80
2/16/14	2	Wichita State	H	L, 68-84
2/1/14	3	Wichita State	A	L, 67-81
2/16/13	23	Creighton	H	L, 68-71
1/13/13	23	Wichita State	H	W, 71-67
12/29/12	12	Creighton	A	L, 70-87
12/22/12	19	Butler	A	L, 67-75
11/10/12	22	Notre Dame	A	L, 49-58
3/3/12	24	Creighton	N	L, 71-99
2/7/12	15	Creighton	H	W, 65-57
12/6/11	6	North Carolina	A	L, 48-97
11/27/10	23	Butler	A	W, 71-68 (OT)
2/23/10	25	Northern Iowa	H	W, 55-54
11/21/09	11	Butler	H	L, 60-64
12/18/08	1	North Carolina	A	L, 73-91
2/9/08	16	Drake	A	L, 65-73
11/17/07	25	Butler	H	L, 47-60
2/24/07	13	Southern Illinois	A	L, 69-76
12/22/06	16	Butler	A	L, 65-76
3/6/04	15	Southern Illinois	N	L, 67-93
2/18/04	20	Southern Illinois	H	L, 69-84
1/17/04	24	Creighton	A	L, 53-72
12/27/03	22	Purdue	A	L, 62-82
1/23/03	10	Creighton	H	W, 74-66
1/15/03	13	Creighton	A	L, 56-93
12/3/02	25	Western Kentucky	H	W, 81-76
12/21/96	13	Indiana	N	L, 57-75
11/27/96	22	Indiana	N	L, 73-74
1/22/94	22	Xavier	H	W, 91-61
3/18/93	10	Florida State	N	L, 70-82
3/13/93	22	Xavier	N	W, 80-69
12/18/90	21	Michigan State	A	L, 76-81
2/15/90	22	Xavier	A	L, 52-71
1/18/90	20	Xavier	H	W, 59-51
12/20/89	25	Michigan State	H	L, 66-80
3/19/89	11	Seton Hall	N	L, 73-87
1/21/87	6	DePaul	H	L, 68-78
2/28/84	5	DePaul	A	L, 65-96
12/19/83	7	Purdue	H	W, 80-65
2/10/82	3	DePaul	A	L, 58-59
2/9/81	3	DePaul	H	L, 53-61
12/15/80	3	UCLA	A	L, 62-69
2/26/80	1	DePaul	A	L, 94-105
77-78	N/A	Indiana State	A	L, 76-102
73-74	10	Long Beach State	H	L, 67-75
69-70	13	Jacksonville	H	L, 70-100
69-70	12	Purdue	H	W, 80-78
69-70	17	Colorado	A	L, 66-97
68-69	14	New Mexico State	H	L, 75-86
61-62	8	Purdue	H	L, 77-83
60-61	6	Utah	A	L, 77-132
59-60	-	Iowa	H	L, 84-86
57-58	13	UCLA	H	W, 83-76
53-54	-	Maryland	N	L, 58-66
52-53	-	Washington (Mo.)	N/A	L, 71-79
52-53	-	Murray State	N/A	L, 79-80
51-52	19	Eastern Kentucky	A	L, 66-86
50-51	-	Murray State	N/A	L, 61-70
50-51	-	Dayton	N/A	W, 60-54
49-50	-	Louisville	N	W, 79-61
49-50	-	Western Kentucky	N	L, 69-73
49-50	-	Bowling Green	N	W, 73-71
48-49	-	Western Kentucky	A	L, 47-71

Since the 1948-49 season, the University of Evansville has squared off against 73 ranked opponents, posting a 17-56 mark.



K.J. RILEY REACTS FOLLOWING THE WIN OVER #1 KENTUCKY IN 2019

All-Americans



GUS DOERNER WAS UE'S FIRST ALL-AMERICAN IN 1941



DON BUSE

All Divisions

1941	Gus Doerner	Chuck Taylor Converse (Honorable Mention)
1942	Gus Doerner	Chuck Taylor Converse (1st Team)
1951	Bob Barnett	NAIA (2nd Team)
	Bob Sakel	UPI (Honorable Mention)
1955	Jerry Clayton	NAIA (1st Team)
1959	Ed Smallwood	UPI (Honorable Mention)
1960	Ed Smallwood	UPI (Honorable Mention)
1963	Jerry Sloan	UPI (Honorable Mention)
1964	Jerry Sloan	UPI (Honorable Mention)
1965	Jerry Sloan	Chuck Taylor Converse (1st Team), Sporting News (2nd Team)
	Larry Humes	Sporting News (Honorable Mention)

College Division

1956	John Harrawood	UPI (Honorable Mention)
1958	Ed Smallwood	UPI (2nd Team), AP (Honorable Mention)
1959	Ed Smallwood	UPI (1st Team), AP (Honorable Mention)
	Harold Cox	UPI (Honorable Mention)
	Hugh Ahlring	AP (1st Team), UPI (2nd Team)
1960	Ed Smallwood	UPI (1st Team), AP (1st Team)
	Dale Wise	AP (Honorable Mention)
1961	Dale Wise	UPI (2nd Team), AP (Honorable Mention)
1962	Marv Pruett	UPI (Honorable Mention)
1963	Jerry Sloan	UPI (1st Team)
	Buster Briley	AP (Honorable Mention)
1964	Jerry Sloan	UPI (1st Team), AP (Honorable Mention)
	Larry Humes	AP (Honorable Mention)
1965	Jerry Sloan	UPI (1st Team), Converse (1st Team), AP (1st Team)
	Larry Humes	UPI (1st Team), AP (1st Team)
	Sam Watkins	UPI (Honorable Mention), AP (Honorable Mention)
1966	Larry Humes	UPI (1st Team), AP (1st Team)
	Sam Watkins	AP (Honorable Mention), UPI (Honorable Mention)
1968	Tom Niemeier	NABC (2nd Team), UPI (Honorable Mention)
	Howard Pratt	NABC (3rd Team), AP (Honorable Mention)
1972	Don Buse	UPI (3rd Team), AP (Honorable Mention), Universal Sports (1st Team), NABC (3rd Team)
1976	Jeff Frey	AP (Honorable Mention)
1977	Jeff Frey	AP (3rd Team), NABC (2nd Team)

University Division

1980	Brad Leaf	Sporting News (Special Mention)
1981	Brad Leaf	Sporting News (Special Mention), Basketball Weekly (Honorable Mention)
	Kenny Perry	Basketball Weekly (All-Freshmen 3rd Team)
1982	Brad Leaf	Sporting News (Honorable Mention), Basketball Weekly (Honorable Mention), AP (Honorable Mention)
	Richie Johnson	Basketball Weekly (Honorable Mention), Sporting News (Honorable Mention)
1984	Richie Johnson	Sporting News (Honorable Mention)
1988	Marty Simmons	Street & Smith's (Honorable Mention), Sporting News (Honorable Mention)
	Scott Haffner	Street & Smith's (Honorable Mention)
1989	Scott Haffner	AP (Honorable Mention), UPI (Honorable Mention), Sporting News (Honorable Mention), Street & Smith's (Honorable Mention)
1992	Parrish Casebier	AP (Honorable Mention)
1993	Parrish Casebier	AP (Honorable Mention)
1999	Marcus Wilson	Basketball Times (Honorable Mention)
2009	Shy Ely	CollegeHoopsNet.net (Honorable Mention)



Honors/Awards

	VERIZON/CoSIDA	1956	John Harrawood	1976	Jeff Frey
	ACADEMIC ALL-AMERICA	1957	John Harrawood	1977	John Ed Washington
1988	Scott Haffner (3rd Team)	1958	Ed Smallwood		
1989	Scott Haffner (1st Team)	1960	Ed Smallwood		Midwestern Collegiate Conference
2003	Clint Cuffle (1st Team)	1961	Dale Wise	1980	Brad Leaf
2004	Clint Cuffle (2nd Team)	1963	Jerry Sloan	1981	Brad Leaf
2009	Jason Holsinger (1st Team)	1965	Jerry Sloan	1982	Brad Leaf, Richie Johnson
	NCAA POST-GRADUATE	1966	Larry Humes	1987	Marty Simmons
	SCHOLARSHIP RECIPIENT	1971	Don Buse	1988	Marty Simmons
1989	Scott Haffner	1972	Don Buse	1989	Scott Haffner, Dan Godfreed
	NCAA NATIONAL TEAM OF THE WEEK			1992	Parrish Casebier
	11/18/19 - following win over #1 UK	1989		1993	Parrish Casebier
		1992		1994	Andy Elkins
	MVC ALL-CENTENNIAL TEAM		Midwestern Collegiate Conference		
	(selected in 2007)	1999	Scott Haffner		
	Marcus Wilson (class of '99)		Parrish Casebier		Missouri Valley Conference
	MVC HALL OF FAME			1995	Andy Elkins
2004	Arad McCutchan	1988	Marty Simmons (2nd Team)	1998	Marcus Wilson
2008	Jim Byers	1989	Scott Haffner (1st Team)	1999	Marcus Wilson
2020	Larry Humes	1993	Parrish Casebier (1st Team)	2000	Craig Snow
	MVC MOST COURAGEOUS	1995	Andy Elkins (2nd Team)	2009	Shy Ely
2002	Kwame James	2009	Shy Ely (1st Team)	2012	Colt Ryan
	GREG BORDFELD	2011	Colt Ryan (2nd Team)	2013	Colt Ryan
	SPIRIT OF THE ACES AWARD	2012	Colt Ryan (1st Team)	2014	D.J. Balentine
2007	Matt Webster	2013	Colt Ryan (1st Team)	2015	D.J. Balentine
2008	Shy Ely	2014	D.J. Balentine (2nd Team)	2015	Egidijus Mockevicius
2009	Jason Holsinger	2015	D.J. Balentine (1st Team)	2016	D.J. Balentine
2010	Clint Hopf	2016	Egidijus Mockevicius (1st Team)	2016	Egidijus Mockevicius
2011	Pieter van Tongeren	2017	Jaylon Brown (2nd Team)	2018	Ryan Taylor
	COLLEGEINSIDER.COM MID-MAJOR	2018	Ryan Taylor (2nd Team)		
	FRESHMAN OF THE YEAR				SECOND TEAM ALL-CONFERENCE
2010	Colt Ryan	1960	Ed Smallwood (3rd Team)		Missouri Valley Conference
	CECIL N. COLEMAN	1965	Jerry Sloan (3rd Team)	1995	Reed Jackson
	MEDAL OF HONOR	1966	Larry Humes (3rd Team)	1998	Chris Hollender
(MCC student-athlete of the year)		1967	Larry Humes (2nd Team)	2001	Craig Snow
1989	Scott Haffner	1968	Herb Williams (2nd Team)	2003	Clint Cuffle
	EDWARD S. STEITZ AWARD		Tom Niemeier (1st Team)	2004	Clint Cuffle
	(nation's top three-point shooter)	1971	Howard Pratt (2nd Team)	2007	Matt Webster
1994	Brent Kell	1972	Steve Welmer (3rd Team)	2011	Colt Ryan
1995	Brian Jackson	1977	Don Buse (1st Team)	2017	Jaylon Brown
	COACH OF THE YEAR		Jeff Frey (1st Team)	2021	Shamar Givance
	Indiana Collegiate Conference	1954			
Arad McCutchan: 1954, 1955, 1956, 1958,		1955	Robert Wessel		THIRD TEAM ALL-CONFERENCE
1960, 1965, 1966, 1969, 1971, 1972, 1974,		1956	Jerry Clayton		Missouri Valley Conference
1976		1957	John Harrawood	2022	Kenny Strawbridge Jr.
	Midwestern Collegiate Conference	1958	John Harrawood		
1982	Dick Walters	1959	Ed Smallwood		HONORABLE MENTION
1987	Jim Crews	1960	Ed Smallwood, Harold Cox		ALL-CONFERENCE
1989	Jim Crews	1961	Ed Smallwood, Dale Wise		Missouri Valley Conference
1992	Jim Crews	1963	Dale Wise	2012	Denver Holmes
	Missouri Valley Conference	1964	Jerry Sloan	2014	Egidijus Mockevicius
1999	Jim Crews	1965	Jerry Sloan, Larry Humes		
	PLAYER OF THE YEAR	1966	Larry Humes, Sam Watkins		ALL-TOURNAMENT TEAM
	Indiana Collegiate Conference	1967	Herb Williams		Midwestern Collegiate Conference
1955	Jerry Clayton	1968	Howard Pratt	1980	Theren Bullock
		1969	Dave Weeks	1981	Brad Leaf
		1971	Don Buse, John Wellemeier	1982	Brad Leaf (MVP), Richie Johnson
		1972	Don Buse	1983	John Worth, Harold Howard
		1974	Jerry Conrad	1985	Richie Johnson
		1975	Jeff Frey	1989	Scott Haffner
				1992	Parrish Casebier (MVP),
				1993	Sascha Hupmann, Reed Jackson
				1994	Parrish Casebier (MVP),
					Sascha Hupmann, Andy Elkins
					Andy Elkins (MVP), Reed Jackson
					Missouri Valley Conference
				1999	Marcus Wilson, Craig Snow
				2014	D.J. Balentine
				2016	D.J. Balentine
				2016	Jaylon Brown



Roberts Stadium

FIFTY-FOUR YEARS AND MORE THAN 800 GAMES LATER, WE HAVE REACHED THE FINAL YEAR FOR ROBERTS MUNICIPAL STADIUM. EVERYONE HAS THEIR FAVORITE MEMORIES. SOME OF YOU CHEERED ON JERRY SLOAN IN THE '60S AND DON BUSE IN THE '70S TO NCAA CHAMPIONSHIPS. SOME OF YOU WATCHED SCOTT HAFFNER SCORE 65 POINTS IN 1989, AND MARCUS WILSON HIT THE SHOT THAT SENT THE ACES TO THE 1999 MVC TITLE.

Season	W-L	Pct.	Attendance	Average					
1956-57	13-2	.867	34,172	2,278	1985-86	7-7	.500	91,224	6,516
1957-58	17-2	.895	120,902	6,363	1986-87	12-2	.857	110,923	7,923
*1958-59	17-2	.895	136,841	7,202	1987-88	15-1	.938	145,959	9,122
*1959-60	19-1	.950	168,361	8,418	1988-89	15-0	1.000	139,201	9,280
1960-61	8-6	.572	91,525	6,538	1989-90	11-5	.688	154,362	9,648
1961-62	9-7	.563	113,901	7,119	1990-91	9-6	.600	161,757	10,784
1962-63	12-3	.800	124,636	8,309	1991-92	15-1	.938	163,168	10,198
*1963-64	17-2	.895	185,112	9,743	1992-93	11-2	.846	152,616	11,740
*1964-65	17-0	1.000	185,310	10,901	1993-94	13-4	.765	173,904	10,230
1965-66	11-3	.768	129,604	9,257	1994-95	12-2	.857	146,843	10,489
1966-67	4-11	.267	109,628	7,309	1995-96	9-5	.643	146,400	10,457
1967-68	14-2	.875	112,700	7,044	1996-97	12-4	.750	133,561	8,348
1968-69	8-7	.533	87,772	5,852	1997-98	10-5	.667	122,655	8,177
1969-70	10-4	.714	104,219	7,444	1998-99	10-3	.769	111,625	8,587
*1970-71	16-4	.800	134,867	6,743	1999-00	12-3	.800	125,061	8,337
1971-72	15-2	.882	122,749	7,221	2000-01	10-4	.714	100,070	7,148
1972-73	9-5	.643	68,773	4,585	2001-02	6-8	.429	81,503	5,822
1973-74	14-3	.824	109,074	7,271	2002-03	9-5	.643	93,398	6,671
1974-75	8-5	.615	63,066	4,505	2003-04	4-8	.333	79,421	6,618
1975-76	13-3	.813	82,107	5,132	2004-05	10-5	.667	94,777	6,318
1976-77	9-5	.643	64,063	5,339	2005-06	7-7	.500	84,351	6,025
1977-78	1-1	.500	13,086	6,543	2006-07	10-5	.667	82,407	5,494
1978-79	5-9	.357	112,214	8,015	2007-08	7-8	.467	82,292	5,486
1979-80	12-4	.750	123,760	7,735	2008-09	15-4	.789	111,400	5,863
1980-81	13-2	.867	126,726	8,448	2009-10	7-9	.438	77,314	4,832
1981-82	12-1	.923	130,099	10,008	2010-11	12-3	.800	77,269	5,151
1982-83	10-8	.556	152,243	8,458	55 Years	604-231	.723	6,280,218	7,521
1983-84	11-6	.647	135,572	7,975					
1984-85	10-5	.667	93,675	6,245					

*NCAA Championship Season



Ford Center Information



Ford Center Records

Ford Center Firsts

Game - UE 80, Butler 77 - 11/12/11
 Overtime game - vs. Butler - 11/12/11
 UE win - vs. Butler - 11/12/11
 UE loss - vs. Indiana - 93-74 - 11/16/11

100th win - 11/9/19 vs. Ball State (79-75)

Single Game Indiv. UE Records

Points 39 (Colt Ryan vs. BRAD 1/18/12)
 FGM 17 (DeAndre Williams vs MUOH 12/7/19)
 FGA 23 (Colt Ryan vs. ILST 1/21/12)
 23 (Ryan Taylor vs. Valpo, 2/7/18)
 23 (Ryan Taylor vs. Loyola, 2/18/18)
 3 Made 8 (Colt Ryan vs. BRAD 1/18/12)
 3 Att. 14 (Colt Ryan vs. BRAD 1/18/12)
 FT Made 20 (D.J. Balentine vs. ILST 2/12/14)
 FT Att 25 (D.J. Balentine vs. ILST 2/12/14)
 RB 20 (E. Mockevicius vs. LOY 1/19/16)
 Assists 11 (Duane Gibson vs. AU 11/23/13)
 11 (Dru Smith, vs. NCCU, 11/13/17)
 Steals 7 (Colt Ryan vs. Drake, 2/10/13)
 Blocks 7 (Evan Kuhlman vs. SIU, 2/5/20)

Single Game Ind. Opp. Records

Points 35 (Cooper Neese, INS, 2/10/22)
 FGM 15 (Gauge Prim, MOST 2/26/21)
 FGA 24 (by Justin James, WYOM, 11/28/18)
 24 (Cooper Neese, INS, 2/10/22)
 3 Made 7 (Alec Peters VALPO 11/20/13)
 3 Att. 11 (Multiple)
 FT Made 15 (Fred VanVleet WSU 1/31/16)
 FT Att. 15 - 3 times
 RB 22 (Brandon West Jackson St. 12/14/13)
 Assists 18 (Roman Penn, Drake, 1/21/23)
 Steals 6 (Lance Jones, SIU, 11/30/22)
 Blocks 6 (Daouda Ndiaye, ILST, 1/29/17)

Team Game Highs

Points 116 vs. Earlham, 11/15/14
 116 vs. UHSP, 11/9/23

FGM 50 vs. Earlham, 11/15/14
 FGA 81 vs. UHSP, 11/9/23
 FG% .686 35-51 vs. Alabama State, 12/1/15
 3 Made 16 vs. Missouri State, 2/26/22
 3 Att 33, Multiple
 3% .778 14-18 vs. Miami Ohio 12/5/12
 FTM 44 vs. Illinois State 2/12/14
 FTA 56 vs. Illinois State 2/12/14
 FT% 100% 10-10 vs. Bradley, 1/6/18
 RB 65 vs. UHSP, 11/9/23
 Assists 34 vs. Earlham, 11/15/14
 Steals 16 vs. Earlham, 11/15/14
 Blocks 9 (Multiple)
 Turnovers 21 vs. Coppin State 12/28/14
 Fouls 27 vs. NCAT 12/10/11

Team Game Lows

Points 41 vs. Bradley, 2/5/22
 41 vs. Wichita State, 1/17/15
 FGM 12 vs. Bradley, 1/4/17
 FGA 35 vs. Southern Illinois, 1/24/15
 FG% .235 vs. Bradley, 1/4/17
 3 Made 0 vs. Missouri State 2/5/14
 3 Att 4 vs. Missouri State, 2/4/17
 3% .000 0-13 vs. Missouri State 2/5/14
 FTM 1 vs. Illinois State, 1/10/21
 FTA 1 vs. Illinois State, 1/10/21
 FT% .286 2-7 vs. Northern Iowa 2/15/12
 RB 19 vs. Valparaiso, 2/19/22
 Assists 4 vs. SEMO, 11/16/22
 Steals 1 (Multiple)
 Blocks 0 (Multiple)
 Turnovers 3 vs. Missouri State, 2/10/15
 Fouls 6 (Multiple)

Opponent Game Highs

Points 98 by Illinois State 2/12/14
 98 by Southern Illinois, 2/27/19
 36 by Drake, 1/21/23
 FGM 73 by Tennessee State 3/19/13
 FGA .694 by Missouri State, 2/26/21
 3 Made 14 by UNI 1/8/14 & Drake 1/21/23
 3 Att 33 by Canisius 12/9/17
 3% .750 9-12 by Missouri State 2/13/19
 FTM 29 by Illinois State 2/12/14
 FTA 33 by Oakland City, 12/18/12
 FT% 100% (10/10) by Drake, 2/17/15
 RB 50 by Missouri State 2/25/12
 Assists 31 by Drake, 1/21/23
 Steals 16 by Coppin State, 12/28/14
 Blocks 9 by Wichita State, 1/31/16
 Turnovers 28 by Oakland City 11/19/11
 Fouls 33 by Illinois State 2/12/14

Opponent Game Lows

Points 35 by Bradley 1/9/16
 FGM 12 (Multiple)
 FGA 39 (Multiple)
 FG% .222 (12/54) by Wabash, 11/30/16
 3 Made 0 by Western Illinois, 11/17/12
 0 by UNI, 1/2/21
 3 Att 4 by Western Illinois 11/17/12
 3% .000 0-4 by Western Illinois 11/17/12
 .000 0-11 by UNI 2/2/21
 FTM 0 by Southern Illinois, 11/30/22
 FTA 2 (Multiple)
 FT% .000 by Southern Illinois, 11/30/22 (0-2)
 RB 13 by Miami Ohio 12/5/12
 Assists 4 by Texas Southern, 11/18/18
 Steals 0 by Wabash, 11/30/16
 Blocks 0 (Multiple)
 Turnovers 6 (Multiple)
 Fouls 8 by UT Martin 3/31/15

Top 10 Ford Center Crowds

Date	Opponent	Score	Attendance
1) 1/31/16	Wichita State	L 65-78	10,034
2) 11/16/11	Indiana	L 73-94	9,640
3) 11/12/11	Butler	W 80-77 OT	9,454
4) 2/16/14	Wichita State	L 68-84	8,802
5) 1/6/24	Murray State	L 59-81	7,928
6) 12/30/15	Indiana State	W 70-62	7,801
7) 12/21/19	Murray State	W 78-76 OT	7,316
8) 2/20/16	Southern Illinois	W 83-71	7,163
9) 2/21/13	Butler	L 59-68	7,035
10) 1/17/15	Wichita State	L 41-61	7,015



Yearly UE Leaders

Scoring Average		
2023-24	Ben Humrichous	14.7 PPG
2022-23	Kenny Strawbridge Jr	14.4 PPG
2021-22	Shamar Givance	13.7 PPG
2020-21	Jawaun Newton	13.5 PPG
2019-20	DeAndre Williams	15.2 PPG
2018-19	K.J. Riley	13.6 PPG
2017-18	Ryan Taylor	21.3 PPG
2016-17	Jaylon Brown	20.9 PPG
2015-16	D.J. Balentine	20.5 PPG
2014-15	D.J. Balentine	20.1 PPG
2013-14	D.J. Balentine	22.8 PPG
2012-13	Colt Ryan	20.1 PPG
2011-12	Colt Ryan	20.5 PPG
2010-11	Colt Ryan	15.7 PPG
2009-10	Colt Ryan	14.5 PPG
2008-09	Shy Ely	18.9 PPG
2007-08	Shy Ely	14.4 PPG
2006-07	Matt Webster	16.9 PPG
2005-06	Matt Webster	14.2 PPG
2004-05	Lucious Wagner	14.1 PPG
2003-04	Clint Cuffle	13.8 PPG
2002-03	Clint Cuffle	16.5 PPG
2001-02	Dan Lytle	11.6 PPG
2000-01	Craig Snow	14.6 PPG
1999-00	Craig Snow	16.3 PPG
1998-99	Marcus Wilson	20.7 PPG
1997-98	Marcus Wilson	18.3 PPG
1996-97	Marcus Wilson	15.7 PPG
1995-96	Marcus Wilson	13.4 PPG
1994-95	Andy Elkins	20.3 PPG
1993-94	Andy Elkins	21.5 PPG
1992-93	Parrish Casebier	20.1 PPG
1991-92	Parrish Casebier	25.4 PPG
1990-91	Parrish Casebier	15.0 PPG
1989-90	Dan Godfreed	19.9 PPG
1988-89	Scott Shreffler	24.5 PPG
1987-88	Marty Simmons	25.9 PPG
1986-87	Marty Simmons	22.4 PPG
1985-86	Bubby Mukes	16.7 PPG
1984-85	Richie Johnson	16.3 PPG
1983-84	Richie Johnson	15.0 PPG
1982-83	John Worth	12.2 PPG
1981-82	Brad Leaf	17.6 PPG
1980-81	Brad Leaf	17.6 PPG
1979-80	Brad Leaf	16.2 PPG
1978-79	Larry Olsthoorn	11.5 PPG
1976-77	John Ed Washington	15.4 PPG
1975-76	Jeff Frey	16.0 PPG
1974-75	Jeff Frey	17.4 PPG
1973-74	Jerry Conrad	18.1 PPG
1972-73	Jerry Conrad	13.9 PPG
1971-72	Steve Welmer	17.7 PPG
1970-71	John Wellemeyer	19.8 PPG
1969-70	Don Buse	16.1 PPG
1968-69	David Weeks	19.1 PPG
1967-68	Howard Pratt	14.8 PPG
1966-67	Herb Williams	17.8 PPG
1965-66	Larry Humes	31.0 PPG
1964-65	Larry Humes	32.5 PPG
1963-64	Larry Humes	15.8 PPG
1962-63	Buster Briley	15.7 PPG
1961-62	Buster Briley	20.8 PPG
1960-61	Dale Wise	19.5 PPG
1959-60	Ed Smallwood	26.1 PPG
1958-59	Ed Smallwood	19.7 PPG
1957-58	Ed Smallwood	23.5 PPG
1956-57	John Harrawood	23.0 PPG
1955-56	John Harrawood	20.0 PPG
1954-55	Jerry Clayton	18.7 PPG

1953-54	Roscoe Bivin	13.3 PPG
1952-53	N/A	
1951-52	N/A	
1950-51	Bob Barnett & Sakel	14.9 PPG

Points		
2023-24	Yacine Toumi	358
2022-23	Kenny Strawbridge Jr.	460
2021-22	Shamar Givance	411
2020-21	Shamar Givance	333
2019-20	K.J. Riley	411
2018-19	K.J. Riley	435
2017-18	Ryan Taylor	533
2016-17	Jaylon Brown	689
2015-16	D.J. Balentine	698
2014-15	D.J. Balentine	723
2013-14	D.J. Balentine	752
2012-13	Colt Ryan	685
2011-12	Colt Ryan	656
2010-11	Colt Ryan	503
2009-10	Colt Ryan	435
2008-09	Shy Ely	587
2007-08	Shy Ely	431
2006-07	Matt Webster	525
2005-06	Matt Webster	398
2004-05	Lucious Wagner	396
2003-04	Clint Cuffle	401
2002-03	Clint Cuffle	462
2001-02	Ian Hanavan	311
2000-01	Craig Snow	437
1999-00	Craig Snow	456
1998-99	Marcus Wilson	682
1997-98	Marcus Wilson	549
1996-97	Marcus Wilson	486
1995-96	Marcus Wilson	336
1994-95	Andy Elkins	547
1993-94	Andy Elkins	687
1992-93	Parrish Casebier	542
1991-92	Parrish Casebier	634
1990-91	Parrish Casebier	359
1989-90	Brian Hill	478
1988-89	Scott Shreffler	760
1987-88	Marty Simmons	750
1986-87	Marty Simmons	515
1985-86	Bubby Mukes	435
1984-85	Richie Johnson	474
1983-84	Richie Johnson	436
1982-83	John Worth	342
1981-82	Brad Leaf	509
1980-81	Brad Leaf	494
1979-80	Brad Leaf	453
1978-79	Larry Olsthoorn	334
1976-77	John Ed Washington	417
1975-76	Jeff Frey	463
1974-75	Jeff Frey	314
1973-74	Jerry Conrad	506
1972-73	Jerry Conrad	363
1971-72	Steve Welmer	295
1970-71	John Wellemeyer	593
1969-70	Don Buse	419
1968-69	David Weeks	477
1967-68	Howard Pratt	414
1966-67	Herb Williams	409
1965-66	Larry Humes	837
1964-65	Larry Humes	941
1963-64	Larry Humes	458
1962-63	Buster Briley	424
1961-62	Buster Briley	520
1960-61	Dale Wise	526

1959-60	Ed Smallwood	730
1958-59	Ed Smallwood	533
1957-58	Ed Smallwood	635
1956-57	John Harrawood	599
1955-56	Clyde Cox	396
1954-55	Jerry Clayton	487
1953-54	Roscoe Bivin	320
1952-53	N/A	
1951-52	N/A	
1950-51	Bob Sakel	447

Rebounds		
2023-24	Yacine Toumi	6.5/gm
2022-23	Yacine Toumi	5.7/gm
2021-22	Jawaun Newton	5.4/gm
2020-21	Jax Levitch	5.1/gm
2019-20	DeAndre Williams	6.9/gm
2018-19	John Hall	6.6/gm
2017-18	Dainius Chatkevicius	5.4/gm
2016-17	David Howard	5.2/gm
2015-16	Egidijus Mockevicius	14.0/gm
2014-15	Egidijus Mockevicius	9.9/gm
2013-14	Egidijus Mockevicius	8.3/gm
2012-13	Troy Taylor	6.9/gm
2011-12	Troy Taylor	4.9/gm
2010-11	Kenneth Harris	5.9/gm
2009-10	James Haarsma	7.1/gm
2008-09	Nate Garner	6.2/gm
2007-08	Nate Garner	5.3/gm
2006-07	Bradley Strickland	6.2/gm
2005-06	Matt Webster	6.4/gm
2004-05	Two tied with	5.4/gm
2003-04	Clint Cuffle	6.2/gm
2002-03	Ian Hanavan	7.3/gm
2001-02	Three tied with	4.3/gm
2000-01	Craig Snow	4.6/gm
1999-00	Craig Snow	6.0/gm
1998-99	Two tied with	5.7/gm
1997-98	Chris Hollender	7.4/gm
1996-97	Chris Hollender	5.7/gm
1995-96	Scott Sparks	4.6/gm
1994-95	Reed Jackson	9.0/gm
1993-94	Andy Elkins	8.3/gm
1992-93	Sascha Hupmann	10.6/gm
1991-92	Parrish Casebier	9.5/gm
1990-91	Mark Jewell	7.6/gm
1989-90	Dan Godfreed	8.3/gm
1988-89	Dan Godfreed	8.0/gm
1987-88	Dan Godfreed	8.5/gm
1986-87	Marty Simmons	7.0/gm
1985-86	Bubby Mukes	6.0/gm
1984-85	Richie Johnson	8.6/gm
1983-84	Richie Johnson	8.4/gm
1982-83	Rick McKinstry	8.1/gm
1981-82	Richie Johnson	6.3/gm
1980-81	LeRoy Mitchell	6.2/gm
1979-80	Scott Anderson	6.1/gm
1978-79	Larry Olsthoorn	6.1/gm
1976-77	Jeff Frey	8.0/gm
1975-76	Jeff Frey	8.7/gm
1974-75	Jeff Frey	8.8/gm
1973-74	Jeff Frey	6.5/gm
1972-73	Mark Helfrich	6.8/gm
1971-72	Steve Welmer	10.5/gm
1970-71	Bob Clayton	6.7/gm
1969-70	Layne Holmes	9.8/gm
1968-69	Mike Owens	7.5/gm
1967-68	Tom Niemeier	8.4/gm
1966-67	Herb Williams	11.2/gm
1965-66	Herb Williams	10.5/gm

Yearly UE Leaders



1964-65	Jerry Sloan	14.6/gm
1963-64	Jerry Sloan	11.6/gm
1962-63	Jerry Sloan	10.9/gm
1961-62	Marty Herthel	12.6/gm
1960-61	Dale Wise	14.7/gm
1959-60	Dale Wise	17.1/gm
1958-59	Dale Wise	11.7/gm
1957-58	Ed Smallwood	12.9/gm

*Rebounding records date to 1957-58

Field Goals Made		
2023-24	Yacine Toumi	150
2022-23	Kenny Strawbridge Jr.	168
2021-22	Shamar Givance	145
2020-21	Shamar Givance	116
2019-20	Sam Cunliffe	135
2018-19	Marty Hill	138
2017-18	Ryan Taylor	195
2016-17	Jaylon Brown	220
2015-16	D.J. Balentine	240
2014-15	D.J. Balentine	245
2013-14	D.J. Balentine	229
2012-13	Colt Ryan	219
2011-12	Colt Ryan	199
2010-11	Colt Ryan	153
2009-10	Colt Ryan	137
2008-09	Shy Ely	204
2007-08	Shy Ely	147
2006-07	Matt Webster	150
2005-06	Matt Webster	118
2004-05	Lucious Wagner	135
2003-04	Clint Cuffle	141
2002-03	Clint Cuffle	163
2001-02	Ian Hanavan	116
2000-01	Craig Snow	153
1999-00	Craig Snow	162
1998-99	Marcus Wilson	216
1997-98	Marcus Wilson	181
1996-97	Marcus Wilson	166
1995-96	Marcus Wilson	111
1994-95	Andy Elkins	181
1993-94	Andy Elkins	242
1992-93	Parrish Casebier	170
1991-92	Parrish Casebier	210
1990-91	Mark Jewell	127
1989-90	Brian Hill	180
1988-89	Scott Shreffler	263
1987-88	Marty Simmons	269
1986-87	Marty Simmons	177
1985-86	Bubby Mukes	178
1984-85	Bubby Mukes	205
1983-84	Bubby Mukes	161
1982-83	John Worth	131
1981-82	Brad Leaf	203
1980-81	Brad Leaf	192
1979-80	Brad Leaf	169
1978-79	Larry Olsthoorn	121
1976-77	John Ed Washington	174
1975-76	Jeff Frey	190
1974-75	Jeff Frey	135
1973-74	Jerry Conrad	230
1972-73	Jerry Conrad	156
1971-72	Steve Welmer	191
1970-71	John Wellemeier	263
1969-70	Don Buse	169
1968-69	David Weeks	190
1967-68	Howard Pratt	170
1966-67	Herb Williams	159
1965-66	Larry Humes	325
1964-65	Larry Humes	357

1963-64	Larry Humes	183
1962-63	Buster Briley	176
1961-62	Buster Briley	212
1960-61	Dale Wise	206
1959-60	Ed Smallwood	269
1958-59	Ed Smallwood	196
1957-58	Ed Smallwood	237
1956-57	John Harrawood	249
1955-56	Clyde Cox	149
1954-55	Jerry Clayton	184
1953-54	Roscoe Bivin	328
1952-53	N/A	
1951-52	N/A	
1950-51	Bob Barnett	176

Field Goal Attempts		
2023-24	Kenny Strawbridge Jr.	296
2022-23	Kenny Strawbridge Jr.	435
2021-22	Shamar Givance	354
2020-21	Shamar Givance	258
2019-20	Sam Cunliffe	346
2018-19	Marty Hill	306
2017-18	Ryan Taylor	458
2016-17	Jaylon Brown	475
2015-16	D.J. Balentine	543
2014-15	D.J. Balentine	563
2013-14	D.J. Balentine	528
2012-13	Colt Ryan	517
2011-12	Colt Ryan	450
2010-11	Colt Ryan	368
2009-10	Colt Ryan	364
2008-09	Shy Ely	444
2007-08	Shy Ely	344
2006-07	Matt Webster	299
2005-06	Jason Holsinger	291
2004-05	Lucious Wagner	297
2003-04	Clint Cuffle	314
2002-03	Clint Cuffle	322
2001-02	Tobias Brinkley	263
2000-01	Craig Snow	323
1999-00	Craig Snow	368
1998-99	Marcus Wilson	422
1997-98	Marcus Wilson	388
1996-97	Marcus Wilson	388
1995-96	Marcus Wilson	245
1994-95	Andy Elkins	372
1993-94	Andy Elkins	491
1992-93	Parrish Casebier	371
1991-92	Parrish Casebier	427
1990-91	Billy Reid	252
1989-90	Scott Shreffler	301
1988-89	Scott Shreffler	489
1987-88	Marty Simmons	489
1986-87	Scott Haffner	382
1985-86	Bubby Mukes	366
1984-85	Bubby Mukes	423
1983-84	Bubby Mukes	338
1982-83	John Worth	283
1981-82	Brad Leaf	379
1980-81	Brad Leaf	383
1979-80	Scott Kelley	355
1978-79	Larry Olsthoorn	240
1976-77	John Ed Washington	410
1975-76	Jeff Frey	431
1974-75	Jeff Frey	327
1973-74	Jeff Frey	327
1972-73	Jerry Conrad	470
1971-72	Jerry Conrad	400
1970-71	Rick Coffey	374
1969-70	John Wellemeier	535
1968-69	James McKissic	343

1968-69	David Weeks	407
1967-68	Howard Pratt	364
1966-67	Howard Pratt	343
1965-66	Larry Humes	660
1964-65	Larry Humes	643
1963-64	Larry Humes	484
1962-63	Jerry Sloan	446
1961-62	Buster Briley	516
1960-61	Dale Wise	518
1959-60	Ed Smallwood	615
1958-59	Ed Smallwood	487
1957-58	Ed Smallwood	542
1956-57	John Harrawood	628
1955-56	Jerry Clayton	379
1954-55	Jerry Clayton	444
1953-54	Roscoe Bivin	328
1952-53	N/A	
1951-52	N/A	
1950-51	Bob Sakel	390

Three-Pointers Made		
2023-24	Ben Humrichous	53
2022-23	Gage Bobe	46
2021-22	Frederking/Beauchamp	44
2020-21	Noah Frederking	55
2019-20	Sam Cunliffe	48
2018-19	Marty Hill	58
2017-18	Ryan Taylor	67
2016-17	Ryan Taylor	54
2015-16	D.J. Balentine	58
2014-15	D.J. Balentine	74
2013-14	D.J. Balentine	78
2012-13	Colt Ryan	63
2011-12	Colt Ryan	74
2010-11	Colt Ryan	65
2009-10	Colt Ryan	60
2008-09	Jason Holsinger	64
2007-08	Jason Holsinger	64
2006-07	Jason Holsinger	87
2005-06	Jason Holsinger	69
2004-05	Lucious Wagner	59
2003-04	Clint Cuffle	59
2002-03	Clint Cuffle	67
2001-02	Two tied with	30
2000-01	Craig Snow	59
1999-00	Craig Snow	52
1998-99	Marcus Wilson	85
1997-98	Marcus Wilson	63
1996-97	Marcus Wilson	63
1995-96	Stuart Sullivan	42
1994-95	Andy Elkins	65
1993-94	Andy Elkins	88
1992-93	Scott Shreffler	50
1991-92	Todd Cochenour	43
1990-91	Mark Hisle	58
1989-90	Scott Shreffler	75
1988-89	Scott Shreffler	98
1987-88	Scott Haffner	74
1986-87	Scott Haffner	73

*3-point records date to 1986

Three-Point Attempts		
2023-24	Ben Humrichous	128
2022-23	Antoine Smith Jr.	122
2021-22	Noah Frederking	141
2020-21	Noah Frederking	135
2019-20	Sam Cunliffe	156
2018-19	Shea Feehan	148
2017-18	Ryan Taylor	158
2016-17	Ryan Taylor	144



Yearly UE Leaders

2015-16	D.J. Balentine	171	1986-87	Marty Simmons	132	1991-92	Parrish Casebier	234
2014-15	D.J. Balentine	189	1985-86	Curtis Jackson	82	1990-91	Parrish Casebier	184
2013-14	D.J. Balentine	196	1984-85	Richie Johnson	132	1989-90	Brian Hill	158
2012-13	Colt Ryan	160	1983-84	Richie Johnson	134	1988-89	Scott Shreffler	151
2011-12	Colt Ryan	218	1982-83	John Worth	80	1987-88	Marty Simmons	188
2010-11	Colt Ryan	160	1981-82	Theren Bullock	105	1986-87	Marty Simmons	182
2009-10	Colt Ryan	167	1980-81	Brad Leaf	110	1985-86	Bubby Mukes	107
2008-09	Jason Holsinger	188	1979-80	Brad Leaf	115	1984-85	Richie Johnson	185
2007-08	Jason Holsinger	153	1978-79	Larry Olsthoorn	92	1983-84	Richie Johnson	176
2006-07	Jason Holsinger	199	1976-77	John Ed Washington	69	1982-83	John Worth	104
2005-06	Jason Holsinger	189	1975-76	Jeff Frey	83	1981-82	Theren Bullock	130
2004-05	Lucious Wagner	141	1974-75	Roger Duncan	49	1980-81	Brad Leaf	130
2003-04	Clint Cuffle	159	1973-74	Jerry Conrad	46	1979-80	Brad Leaf	140
2002-03	Clint Cuffle	152	1972-73	Jerry Conrad	51	1978-79	Larry Olsthoorn	120
2001-02	Two tied with	86	1971-72	Don Buse	144	1976-77	John Ed Washington	108
2000-01	Craig Snow	148	1970-71	Don Buse	139	1975-76	Jeff Frey	117
1999-00	Craig Snow	127	1969-70	Don Buse	81	1974-75	Ed Shelby	70
1998-99	Marcus Wilson	182	1968-69	David Weeks	97	1973-74	Jeff Frey	65
1997-98	Marcus Wilson	143	1967-68	Tom Neimeier	84	1972-73	Mark Helfrich	75
1996-97	Marcus Wilson	170	1966-67	Herb Williams	91	1971-72	Don Buse	181
1995-96	Marcus Wilson	102	1965-66	Larry Humes	187	1970-71	Don Buse	171
1994-95	Andy Elkins	155	1964-65	Larry Humes	227	1969-70	Steve Welmer	115
1993-94	Andy Elkins	192	1963-64	Larry Humes	92	1968-69	David Weeks	126
1992-93	Scott Shreffler	124	1962-63	Jerry Sloan	103	1967-68	Howard Pratt	116
1991-92	Todd Cochenour	114	1961-62	Buster Briley	96	1966-67	Herb Williams	133
1990-91	Mark Hisle	142	1960-61	Dale Wise	114	1965-66	Larry Humes	244
1989-90	Scott Shreffler	173	1959-60	Ed Smallwood	192	1964-65	Larry Humes	306
1988-89	Scott Shreffler	214	1958-59	Ed Smallwood	141	1963-64	Larry Humes	142
1987-88	Scott Haffner	163	1957-58	Ed Smallwood	161	1962-63	Jerry Sloan	151
1986-87	Scott Haffner	192	1956-57	Jim Smallins	121	1961-62	Buster Briley	129
*3-point records date to 1986			1955-56	Clyde Cox	98	1960-61	Dale Wise	156
			1954-55	Jerry Clayton	111	1959-60	Ed Smallwood	255
			1953-54	Gene Wilm	73	1958-59	Ed Smallwood	186
			1952-53	N/A		1957-58	Ed Smallwood	208
			1951-52	N/A		1956-57	Jim Smallins	180
			1950-51	Bob Sakel	112	1955-56	Clyde Cox	128
			Free Throw Makes			1954-55	Jerry Clayton	173
2023-24	Antonio Thomas	75				1953-54	Gene Wilm	111
2022-23	Kenny Strawbridge Jr.	94				1952-53	N/A	
2021-22	Shamar Givance	88				1951-52	N/A	
2020-21	SHamar Givance	69				1950-51	Bob Sakel	144
2019-20	K.J. Riley	157				Free Throw % (min. 60 att.)		
2018-19	K.J. Riley	176				2023-24	Antonio Thomas	.862
2017-18	K.J. Riley	107				2022-23	Marvin Coleman	.723
2016-17	Jaylon Brown	211				2021-22	Shamar Givance	.667
2015-16	D.J. Balentine	160				2020-21	Jawaun Newton	.800
2014-15	D.J. Balentine	159				2019-20	DeAndre Williams	.800
2013-14	D.J. Balentine	216				2018-19	Shea Feehan	.878
2012-13	Colt Ryan	184				2017-18	Ryan Taylor	.864
2011-12	Colt Ryan	184				2016-17	Jaylon Brown	.858
2010-11	Colt Ryan	132				2015-16	Adam Wing	.833
2009-10	Colt Ryan	101				2014-15	Egidijus Mockevicius	.824
2008-09	Shy Ely	166				2013-14	D.J. Balentine	.847
2007-08	Shy Ely	114				2012-13	Colt Ryan	.893
2006-07	Matt Webster	207				2011-12	Denver Holmes	.873
2005-06	Matt Webster	154				2010-11	Colt Ryan	.874
2004-05	Matt Webster	88				2009-10	Colt Ryan	.828
2003-04	Matt Webster	84				2008-09	Jason Holsinger	.802
2002-03	Ian Hanavan	140				2007-08	Jason Holsinger	.841
2001-02	Dan Lytle	93				2006-07	Kyle Anslinger	.919
2000-01	Adam Seitz	94				2005-06	Jason Holsinger	.843
1999-00	Adam Seitz	118				2004-05	Lucious Wagner	.744
1998-99	Marcus Wilson	165				2003-04	Clint Cuffle	.870
1997-98	Chris Hollender	133				2002-03	Clint Cuffle	.831
1996-97	Marcus Wilson	91				2001-02	Tobias Brinkley	.775
1995-96	Marcus Wilson	75				2000-01	Adam Seitz	.870
1994-95	Andy Elkins	120				1999-00	Craig Snow	.808
1993-94	Andy Elkins	115				1998-99	Marcus Wilson	.897
1992-93	Parrish Casebier	186				1997-98	Marcus Wilson	.867
1991-92	Parrish Casebier	187				1996-97	Marcus Wilson	101
1990-91	Parrish Casebier	136				1995-96	Kareem Richardson	95
1989-90	Brian Hill	118				1994-95	Andy Elkins	148
1988-89	Scott Shreffler	136				1993-94	Reed Jackson	158
1987-88	Marty Simmons	153				1992-93	Parrish Casebier	239

Yearly UE Leaders



1996-97	Marcus Wilson	.901
1995-96	Marcus Wilson	.882
1994-95	Andy Elkins	.811
1993-94	Brent Kell	.882
1992-93	Scott Shreffler	.851
1991-92	Scott Shreffler	.918
1990-91	Billy Reid	.755
1989-90	Scott Shreffler	.884
1988-89	Scott Shreffler	.901
1987-88	Scott Haffner	.844
1986-87	Scott Haffner	.909
1985-86	Curtis Jackson	.774
1984-85	Bubby Mukes	.725
1983-84	Paul Schaefer	.852
1982-83	John Worth	.769
1981-82	Brad Leaf	.811
1980-81	Brad Leaf	.846
1979-80	Brad Leaf	.821
1978-79	Larry Olsthoorn	.767
1976-77	Steve Miller	.797
1975-76	Mike Platt	.821
1974-75	Roger Duncan	.754
1973-74	Jeff Frey	.677
1972-73	Jerry Conrad	.797
1971-72	Curt John	.871
1970-71	Don Buse	.813
1969-70	James McKissic	.743
1968-69	Ron Bae	.813
1967-68	Roger Miller	.786
1966-67	Herb Williams	.684
1965-66	Sam Watkins	.816
1964-65	Sam Watkins	.762
1963-64	Buster Briley	.798
1962-63	Buster Briley	.800
1961-62	Marvin Pruett	.770
1960-61	Marvin Pruett	.763
1959-60	P.M. Sanders	.872
1958-59	Ed Smallwood	.758
1957-58	Hugh Ahlering	.780
1956-57	Clyde Cox	.800
1955-56	John Harrawood	.802
1954-55	John Harrawood	.790
1953-54	John Harrawood	.671
1952-53	N/A	
1951-52	N/A	
1950-51	Bob Sakel	.777

Assists

2023-24	Kenny Strawbridge Jr.	84
2022-23	Marvin Coleman	85
2021-22	Shamar Givance	117
2020-21	Shamar Givance	100
2019-20	K.J. Riley	89
2018-19	K.J. Riley	96
2017-18	Dru Smith	101
2016-17	Duane Gibson	114
2015-16	D.J. Balentine	148
2014-15	D.J. Balentine	116
2013-14	D.J. Balentine	139
2012-13	Troy Taylor	140
2011-12	Troy Taylor	112
2010-11	Kavon Lacey	93
2009-10	Troy Taylor	91
2008-09	Kaylon Williams	151
2007-08	Jason Holsinger	123
2006-07	Jason Holsinger	157
2005-06	Jason Holsinger	119
2004-05	Lucious Wagner	142
2003-04	Lucious Wagner	132
2002-03	Lucious Wagner	90

2001-02	Mark Allaria	150
2000-01	Jeremy Stanton	181
1999-00	Jeremy Stanton	153
1998-99	Jeremy Stanton	148
1997-98	Jeremy Stanton	119
1996-97	Stuart Sullivan	110
1995-96	Kareem Richardson	105
1994-95	Reed Jackson	120
1993-94	Reed Jackson	154
1992-93	Todd Cochenour	109
1991-92	Todd Cochenour	119
1990-91	Billy Reid	124
1989-90	Scott Shreffler	184
1988-89	Reed Crafton	211
1987-88	Scott Haffner	160
1986-87	Scott Haffner	114
1985-86	Mike Massing	128
1984-85	Tyrone Scott	126
1983-84	Tyrone Scott	166
1982-83	Jeff Embrey	110
1981-82	Eric Harris	89
1980-81	Two tied with	67
1979-80	Brad Leaf	91
1978-79	Eric Harris	103
1976-77	Mike Platt	70
1975-76	Mike Platt	75
1974-75	Mike Platt	69
1973-74	Irvin Graves	83

*Assist records date to 1973-74

Steals

2023-24	Kenny Strawbridge Jr.	58
2022-23	Marvin Coleman	41
2021-22	Shamar Givance	44
2020-21	Shamar Givance	39
2019-20	Shamar Givance	27
2018-19	K.J. Riley	38
2017-18	Dru Smith	45
2016-17	Jaylon Brown	34
2015-16	Jaylon Brown	37
2014-15	Duane Gibson	36
2013-14	Blake Simmons	29
2012-13	Colt Ryan	50
2011-12	Colt Ryan	60
2010-11	Colt Ryan	40
2009-10	Colt Ryan	33
2008-09	Kaylon Williams	45
2007-08	Nate Garner	29
2006-07	Matt Webster	23
2005-06	Two tied with	22
2004-05	Andre Burton	29
2003-04	Andre Burton	21
2002-03	Ian Hanavan	30
2001-02	Mark Allaria	40
2000-01	Jeremy Stanton	36
1999-00	Adam Seitz	45
1998-99	Marcus Wilson	39
1997-98	Chris Hollender	41
1996-97	Two tied with	30
1995-96	Kareem Richardson	34
1994-95	Reed Jackson	41
1993-94	Reed Jackson	38
1992-93	Reed Jackson	34
1991-92	Two tied with	37
1990-91	Todd Cochenour	29
1989-90	Brain Hill	40
1988-89	Reed Crafton	75
1987-88	Scott Haffner	36
1986-87	Scott Haffner	37
1985-86	Curtis Jackson	33

1984-85	Richie Johnson	33
1983-84	Tyrone Scott	40

*Steals records date to 1983-84

Blocked Shots

2023-24	Josh Hughes	38
2022-23	Preston Phillips	16
2021-22	Preston Phillips	14
2020-21	Evan Kuhlman	17
2019-20	Evan Kuhlman	20
2018-19	Dainius Chatkevicius	28
2017-18	Dainius Chatkevicius	39
2016-17	David Howard	18
2015-16	Egidijus Mockevicius	94
2014-15	Egidijus Mockevicius	74
2013-14	Egidijus Mockevicius	65
2012-13	Egidijus Mockevicius	64
2011-12	Kenneth Harris	19
2010-11	Pieter van Tongeren	16
2009-10	Two tied with	8
2008-09	Two tied with	9
2007-08	Victor Gomez	8
2006-07	Bradley Strickland	49
2005-06	Bradley Strickland	46
2004-05	Bradley Strickland	29
2003-04	Bradley Strickland	36
2002-03	Dan Lytle	29
2001-02	Dan Lytle	30
2000-01	Dan Lytle	32
1999-00	Craig Snow	15
1998-99	Craig Snow	13
1997-98	Craig Snow	18
1996-97	Jeff Layden	29
1995-96	Scott Sparks	18
1994-95	Scott Sparks	25
1993-94	Jeff Layden	24
1992-93	Sascha Hupmann	50
1991-92	Sascha Hupmann	74
1990-91	Mark Jewell	57
1989-90	Dan Godfread	44
1988-89	Dan Godfread	92
1987-88	Dan Godfread	66
1986-87	Dan Godfread	22
1985-86	Paul Schaefer	10
1984-85	Richie Johnson	18
1983-84	Bobby Wallace	24

*Block records date to 1983-84

1977-78 - only four games played prior to plane crash



Yearly UE Stats

SEASON	G	FG-FGA	PCT	3FG-FGA	PCT	FT-FTA	PCT	REB-AVG	A	TO	B	S	PTS	AVG
2023-24	35	915-2043	.448	237-705	.336	414-577	.718	1178/33.7	451	406	108	227	2481	70.9
2022-23	32	729-1839	.396	199-618	.322	340-540	.630	1004/31.4	328	392	62	224	1997	62.4
2021-22	30	629-1582	.398	245-743	.330	272-384	.708	813/27.1	316	335	61	178	1775	59.2
2020-21	25	571-1299	.440	240-637	.377	237-330	.718	670/26.8	291	274	56	122	1619	64.8
2019-20	32	746-1769	.422	241-750	.321	416-570	.730	1005/31.4	392	407	74	152	2149	67.2
2018-19	32	747-1776	.421	264-776	.340	476-660	.721	1095/34.2	394	415	89	185	2234	69.8
2017-18	32	731-1652	.442	184-448	.441	448-578	.775	1059/33.1	417	431	92	190	2094	65.4
2016-17	33	800-1762	.454	127-347	.366	561-787	.713	1136-34.4	442	389	99	172	2288	69.3
2015-16	34	879-1795	.490	158-448	.353	610-843	.724	1205-35.4	595	426	147	178	2526	74.3
2014-15	36	899-1854	.485	153-431	.355	601-803	.748	1168-32.4	574	456	129	210	2552	70.9
2013-14	33	775-1672	.464	144-398	.362	596-830	.718	1057-32.0	485	422	124	167	2290	69.4
2012-13	36	900-2056	.438	207-566	.366	483-652	.741	1208-33.6	574	405	106	213	2490	69.2
2011-12	32	801-1738	.461	177-453	.391	572-749	.764	927-29.0	509	404	54	243	2351	73.5
2010-11	32	723-1606	.450	147-412	.357	529-746	.709	959-30.0	452	415	59	177	2122	66.3
2009-10	30	668-1150	.431	138-389	.355	470-652	.721	1001-33.4	425	431	50	153	1944	64.8
2008-09	31	733-1642	.446	99-311	.318	516-744	.694	1041-33.6	456	408	41	183	2081	67.1
2007-08	30	623-1487	.419	153-396	.386	386-561	.688	893-29.8	364	416	30	138	1785	59.5
2006-07	31	703-1539	.457	228-573	.398	497-678	.733	961-31.0	431	397	79	148	2131	68.7
2005-06	29	640-1517	.422	188-583	.322	427-590	.724	981-33.8	378	480	77	135	1895	65.3
2004-05	28	695-1534	.453	229-602	.380	367-548	.670	909-32.5	438	396	59	133	1986	70.9
2003-04	29	691-1525	.453	208-560	.371	372-562	.662	981-33.8	434	450	86	113	1962	67.7
2002-03	28	670-1385	.484	164-419	.391	456-625	.730	892-31.9	441	446	95	151	1960	70.0
2001-02	28	662-1472	.450	164-473	.347	405-562	.721	895-32.0	413	469	75	154	1893	67.6
2000-01	30	733-1515	.484	186-478	.389	414-590	.702	916-30.5	515	454	66	149	2066	68.9
1999-00	30	721-1594	.452	155-438	.354	472-634	.744	1005-33.5	458	436	59	202	2069	69.0
1998-99	33	879-1739	.505	229-563	.407	515-667	.772	1073-32.5	568	521	61	208	2502	75.8
1997-98	30	726-1526	.476	193-498	.388	454-600	.757	954-31.8	453	427	63	162	2099	70.0
1996-97	31	678-1560	.435	193-531	.363	416-557	.747	927-29.9	421	466	66	173	1965	63.4
1995-96	27	675-1457	.463	180-444	.405	416-596	.693	954-35.3	429	425	62	150	1943	72.0
1994-95	27	723-1457	.496	181-424	.427	451-641	.704	981-35.3	475	374	72	145	2078	77.0
1993-94	32	843-1757	.480	244-570	.428	521-753	.692	1156-36.1	570	488	71	152	2451	76.6
1992-93	30	768-1580	.486	166-425	.391	549-735	.747	1037-34.6	485	427	90	172	2251	75.0
1991-92	30	833-1667	.500	156-416	.375	534-745	.717	1096-36.5	512	492	108	206	2356	78.5
1990-91	28	712-1521	.468	163-429	.380	440-600	.733	956-34.1	461	519	127	156	2027	72.4
1989-90	32	816-1577	.517	147-356	.413	439-583	.753	1047-32.7	559	473	125	150	2218	69.3
1988-89	31	910-1720	.529	213-480	.444	527-702	.751	1030-33.2	638	424	145	194	2560	82.6
1987-88	29	885-1672	.529	137-310	.442	467-662	.705	1016-35.0	583	416	109	167	2374	81.9
1986-87	28	715-1433	.499	107-278	.385	427-595	.718	847-30.3	440	366	52	156	1964	70.1
1985-86	27	673-1377	.489	-	-	329-457	.720	818-30.3	426	433	23	110	1675	62.0
1984-85	29	823-1732	.475	-	-	385-531	.725	1070-36.9	414	423	45	136	2031	70.0
1983-84	29	839-1762	.476	-	-	472-619	.763	1000-34.5	412	409	62	177	2150	74.1
1982-83	29	803-1676	.479	-	-	399-568	.702	1083-37.3	335	-	-	-	2005	69.1
1981-82	29	817-1562	.523	-	-	451-649	.695	1016-35.0	389	-	-	-	2085	71.8
1980-81	28	832-1649	.505	-	-	349-503	.694	1041-37.2	391	455	101	232	2013	71.9
1979-80	28	852-1704	.500	-	-	419-578	.725	1052-37.6	419	432	42	206	2123	75.8
1978-79	29	793-1721	.461	-	-	411-584	.704	1122-38.7	435	-	-	169	1997	68.9
1976-77	27	858-1937	.443	-	-	392-559	.701	1210-44.8	290	-	-	-	2108	78.1
1975-76	29	971-2131	.456	-	-	432-644	.671	1356-46.8	347	-	-	-	2394	82.6
1974-75	26	854-1985	.430	-	-	369-522	.707	1268-48.8	358	-	-	-	2076	79.8
1973-74	28	1037-2284	.454	-	-	292-453	.645	1367-48.8	528	-	-	-	2366	84.5
1972-73	26	801-1983	.404	-	-	347-521	.666	1207-46.4	-	-	-	-	1949	74.9
1971-72	28	987-2091	.472	-	-	555-775	.716	1278-45.6	-	-	-	-	2529	90.4
1970-71	30	1099-3211	.476	-	-	503-716	.703	1373-45.8	-	-	-	-	2701	90.0
1969-70	26	896-2192	.409	-	-	410-630	.651	1090-41.9	-	-	-	-	2202	84.7
1968-69	26	859-1945	.441	-	-	418-587	.712	1015-39.0	-	-	-	-	2136	82.2
1967-68	28	968-2125	.456	-	-	475-700	.679	1366-48.8	-	-	-	-	2411	86.1
1966-67	25	774-1785	.434	-	-	409-601	.681	1110-44.4	-	-	-	-	1957	78.3
1965-66	27	964-2101	.458	-	-	488-653	.747	1130-41.8	-	-	-	-	2416	89.4
1964-65	29	1113-2301	.484	-	-	522-732	.714	1635-56.4	-	-	-	-	2748	94.7
1963-64	29	1029-2493	.414	-	-	499-733	.682	1755-60.6	-	-	-	-	2557	88.2
1962-63	27	759-1893	.400	-	-	408-619	.660	1149-42.8	-	-	-	-	1926	71.5
1961-62	25	811-1946	.417	-	-	465-671	.693	1134-45.5	-	-	-	-	2087	83.5
1960-61	27	893-2280	.392	-	-	501-723	.693	1626-60.2	-	-	-	-	2287	84.7
1959-60	29	956-2329	.410	-	-	587-832	.706	1835-63.3	-	-	-	-	2499	86.2
1958-59	27	873-2087	.418	-	-	580-834	.695	1423-52.7	-	-	-	-	2326	86.1
1957-58	27	833-2137	.390	-	-	551-773	.713	1519-56.3	-	-	-	-	2217	82.1
1956-57	26	803-1970	.408	-	-	541-780	.694	-	-	-	-	-	2147	82.6
1955-56	23	733-1774	.413	-	-	480-663	.724	-	-	-	-	-	1946	84.6
1954-55	26	837-2019	.415	-	-	585-841	.696	-	-	-	-	-	2259	86.9
1953-54	24	694-1846	.376	-	-	417-678	.615	-	-	-	-	-	1805	75.2
1952-53	25	-	-	-	-	-	-	-	-	-	-	-	-	-
1951-52	27	-	-	-	-	-	-	-	-	-	-	-	-	-
1950-51	30	805-1947	.413	-	-	489-708	.690	-	-	-	-	-	2099	69.9

Yearly Opponent Stats



SEASON	G	FG-FGA	PCT	3FG-FGA	PCT	FT-FTA	PCT	REB-AVG	A	TO	B	S	PTS	AVG
2023-24	35	912-2074	.440	315-899	.350	423-574	.737	1246/35.6	496	425	103	226	2562	73.2
2022-23	32	867-1809	.479	283-745	.380	415-544	.763	1222/38.2	502	421	85	186	2432	76.0
2021-22	30	784-1580	.496	204-535	.381	350-477	.734	1042/34.7	364	349	71	160	2122	70.7
2020-21	25	645-1255	.514	150-366	.410	300-431	.696	800/32.0	280	290	56	129	1740	69.6
2019-20	32	865-1833	.472	192-541	.355	446-597	.747	1151/36.0	359	377	80	177	2368	74.0
2018-19	32	824-1868	.441	211-608	.347	458-673	.681	1219/38.1	374	400	93	179	2317	72.4
2017-18	32	712-1697	.420	246-728	.338	375-545	.688	1023-32.0	400	437	135	229	2045	63.9
2016-17	33	758-1800	.421	242-714	.339	503-712	.706	1111-33.7	420	419	155	181	2261	68.5
2015-16	34	794-1962	.405	206-635	.324	427-580	.736	1101-32.4	406	438	120	194	2221	65.3
2014-15	36	846-1971	.429	238-673	.354	431-606	.711	1132-31.4	437	490	139	230	2361	65.6
2013-14	33	831-1862	.446	238-668	.356	483-684	.706	1126-34.1	438	412	147	209	2383	72.2
2012-13	36	848-1895	.447	220-628	.350	458-667	.687	1218-33.8	464	518	134	205	2374	65.9
2011-12	32	807-1660	.486	219-572	.383	492-720	.683	1095-34.2	496	549	125	185	2327	72.7
2010-11	32	730-1614	.452	201-575	.350	486-696	.698	1043-32.6	419	474	125	188	2147	67.1
2009-10	30	687-1567	.438	197-571	.345	497-690	.720	976-32.5	379	396	133	202	2068	68.9
2008-09	31	719-1679	.436	201-586	.343	399-583	.684	1030-33.2	407	473	136	176	2038	65.7
2007-08	30	677-1490	.454	203-554	.366	409-582	.703	980-32.7	427	410	121	201	1966	65.5
2006-07	31	726-1650	.440	231-669	.345	430-616	.698	1014-32.7	429	392	75	188	2113	68.2
2005-06	29	697-1653	.422	214-577	.371	450-657	.685	1065-36.7	415	405	78	241	2058	71.0
2004-05	28	713-1586	.450	196-560	.350	423-596	.710	1022-36.5	415	381	60	193	2045	73.0
2003-04	29	743-1674	.444	199-576	.345	478-684	.699	1019-35.1	431	328	62	232	2163	74.6
2002-03	28	702-1560	.450	228-587	.388	431-602	.716	879-31.4	415	346	64	214	2063	73.7
2001-02	28	705-1536	.459	206-511	.406	530-712	.744	936+33.4	413	380	88	218	2146	76.6
2000-01	30	771-1733	.445	220-582	.378	384-562	.683	1035-34.5	437	417	77	232	2146	71.5
1999-00	30	748-1736	.431	170-529	.321	352-507	.694	1048-34.9	407	424	112	221	2018	67.3
1998-99	33	870-1953	.445	230-653	.352	399-596	.663	1079-32.7	492	479	100	280	2369	71.8
1997-98	30	711-1731	.411	198-595	.333	385-566	.690	1054-35.1	432	407	65	186	2005	66.8
1996-97	31	720-1590	.453	145-407	.356	416-617	.674	1041-33.6	389	475	100	212	2001	64.5
1995-96	27	643-1543	.417	142-431	.329	469-662	.708	956-35.4	334	385	75	182	1897	70.3
1994-95	27	631-1599	.395	149-472	.316	308-450	.684	924-34.2	550	382	79	164	1719	63.7
1993-94	32	764-1868	.409	185-557	.332	445-668	.666	1094-34.2	381	473	71	196	2158	67.4
1992-93	30	701-1708	.410	155-440	.352	403-574	.702	988-32.9	346	440	62	181	1960	65.3
1991-92	30	759-1813	.419	145-426	.340	368-562	.655	997-33.2	424	509	64	211	2031	67.7
1990-91	28	716-1628	.440	118-294	.401	500-683	.732	967-34.5	400	450	71	215	2050	73.2
1989-90	32	777-1857	.418	177-451	.393	442-611	.723	980-30.6	443	396	81	215	2173	67.9
1988-89	31	813-1934	.420	113-331	.341	483-692	.698	1138-36.7	421	472	53	180	2222	71.7
1987-88	29	779-1809	.431	89-251	.355	475-671	.708	1053-36.3	378	442	55	165	2122	73.2
1986-87	28	761-1639	.464	71-203	.350	385-550	.700	975-34.8	356	353	48	161	1978	70.6
1985-86	27	726-1480	.491	-	-	354-492	.720	821-30.4	337	384	58	160	1806	66.9
1984-85	29	824-1628	.506	-	-	470-647	.726	866-29.9	446	355	60	195	2118	73.0
1983-84	29	805-1601	.503	-	-	524-691	.758	908-31.3	421	447	63	151	2134	73.6
1982-83	29	791-1744	.454	-	-	466-643	.725	960-33.1	333	-	-	-	2048	70.6
1981-82	29	688-1621	.424	-	-	368-560	.657	912-31.4	269	-	-	-	1744	60.1
1980-81	28	742-1599	.464	-	-	360-537	.670	876-31.3	273	446	88	231	1844	65.9
1979-80	28	804-1739	.462	-	-	344-527	.653	939-33.5	326	449	64	191	1952	69.7
1978-79	29	807-1812	.445	-	-	412-606	.680	1064-36.7	362	-	256	-	2026	69.9
1976-77	27	840-1898	.443	-	-	396-558	.710	1256-46.5	363	-	-	-	2076	76.9
1975-76	29	923-2064	.447	-	-	439-662	.663	1272-13.9	405	-	-	-	2285	78.1
1974-75	26	828-1772	.467	-	-	385-579	.665	1154-44.4	373	-	-	-	2041	78.5
1973-74	28	813-1827	.445	-	-	431-645	.668	1269-45.3	405	-	-	-	2057	73.5
1972-73	26	748-1779	.420	-	-	406+616	.659	1341-51.6	-	-	-	-	1902	73.2
1971-72	28	876-1981	.442	-	-	544-771	.706	1390-49.6	-	-	-	-	2296	82.0
1970-71	30	959-2170	.442	-	-	521-781	.667	1523-50.8	-	-	-	-	2439	81.6
1969-70	26	860-1842	.467	-	-	556-804	.697	1178-45.1	-	-	-	-	2276	87.5
1968-69	26	841-1787	.471	-	-	499-816	.630	1207-46.4	-	-	-	-	2181	83.9
1967-68	28	782-1802	.434	-	-	609-878	.694	1305-46.6	-	-	-	-	2173	77.6
1966-67	25	782-1703	.459	-	-	473-658	.719	1199-48.0	-	-	-	-	2037	81.5
1965-66	27	928-2021	.459	-	-	451-637	.707	1106-40.9	-	-	-	-	2307	85.4
1964-65	29	924-2164	.427	-	-	386-578	.668	1195-41.3	-	-	-	-	2234	76.7
1963-64	29	749-1937	.386	-	-	586-878	.668	1423-49.2	-	-	-	-	2084	71.8
1962-63	27	631-1598	.394	-	-	461-723	.638	1204-44.7	-	-	-	-	1723	63.8
1961-62	25	737-1738	.425	-	-	542-718	.754	1136-45.4	-	-	-	-	2016	80.6
1960-61	27	909-2092	.435	-	-	531-781	.680	1416-52.2	-	-	-	-	2349	87.0
1959-60	29	843-2185	.386	-	-	514-780	.659	1391-48.0	-	-	-	-	2200	75.9
1958-59	27	-	-	-	-	-	-	-	-	-	-	-	-	-
1957-58	27	767-1946	.394	-	-	568-828	.686	1356-50.2	-	-	-	-	2102	77.5
1956-57	26	751-1942	.387	-	-	499-772	.646	-	-	-	-	-	2001	76.9
1955-56	23	-	-	-	-	-	-	-	-	-	-	-	-	-
1954-55	26	-	-	-	-	-	-	-	-	-	-	-	-	-
1953-54	24	-	-	-	-	-	-	-	-	-	-	-	-	-
1952-53	25	-	-	-	-	-	-	-	-	-	-	-	-	-
1951-52	27	-	-	-	-	-	-	-	-	-	-	-	-	-
1950-51	30	689-2129	.323	-	-	395-662	.597	-	-	-	-	-	1773	59.1



All-Time Results

1919-20 (1-3)
Coach: G. B. Schnurr
2/21/20..... H....Central M.E. Church L....33-35
2/28/20..... A....Poseyville Independents W 17-13
3/5/20..... A....Madisonville Elks.....L....25-28
3/19/20..... H....Central M.E. Church L....13-16

1920-21 (2-8)
Coach: Clem McGinness
1/7/21..... H....Indiana State.....L....14-28
1/14/21..... A....Union Christian Coll.W.....13-1
1/15/21..... A....Mutuals.....L....18-24
1/22/21..... H....Oakland City.....L....22-24
2/2/21..... H....Butler.....L....24-43
2/11/21..... H....Union Christian Coll.W....31-13
2/18/21..... A....Indiana State.....L....18-65
..... H....YMCA.....L....17-24
2/26/21..... A....Oakland City.....L....3-24
3/3/21..... H....YMCA.....L....21-31

1921-22 (2-9)
Coach: Harlan Miller
1/6/22..... H....Indiana State.....L....13-40
1/13/22..... A....Merom.....L....11-17
1/14/22..... A....Mutuals.....L....17-20
1/20/22..... A....Indianapolis Law.....W....29-15
1/28/22..... H....Hanover.....L....16-27
2/4/22..... H....Merom.....W....27-21
2/10/22..... A....Butler.....L....17-67
2/16/22..... H....Mutuals.....L....30-36
2/18/22..... A....Hanover.....L....18-39
2/24/22..... H....Oakland City.....L....25-27
3/2/22..... A....YMCA.....L....19-24

1922-23 (2-8)
Coach: Charles Holton
1/6/23..... H....Indiana State.....L....26-68
1/12/23..... A....Hanover.....L....27-32
1/13/23..... A....Central Normal.....L....21-39
1/20/23..... H....Hanover.....L....5-28
1/26/23..... H....Merom.....W....53-12
2/3/23..... A....Indiana State.....L....29-45
..... H....Oakland City.....L....12-21
2/12/23..... H....Central Normal.....W....25-18
2/16/23..... A....Oakland City.....L....15-16
3/3/23..... A....Merom.....L....17-31

1923-24 (5-9)
Coach: John Harmon
..... H....Hanover.....L....17-27
1/11/24..... H....Louisville.....W....38-29
..... H....Vincennes.....W....28-19
..... H....Oakland City.....L....16-27
..... A....Vincennes.....L....22-52
1/25/24..... A....Louisville.....L....18-33
..... A....Hanover.....L....15-43
..... Bethel.....W....35-20
..... H....Indiana Central.....W....48-28
..... H....Central Normal.....L....16-45
..... A....Central Normal.....L....16-23
..... A....Indiana Central.....L....33-36
2/29/24..... H....Indiana State.....L....20-33
..... H....Oakland City.....W....27-19

1924-25 (11-2)
Coach: John Harmon
..... H....Rose Hulman.....W....35-4
..... H....Hanover.....W....37-24
..... H....Oakland City.....W....54-14
..... A....Hanover.....W....35-30
2/6/25..... A....Louisville.....W....59-39
..... A....Hanover.....W....35-30
2/7/25?..... H....Louisville.....W....52-16
..... H....Central Normal.....L....32-35
..... A....Indiana Central.....W....46-29
..... A....Central Normal.....W....25-15
..... A....Indiana Central.....W....44-25
..... A....Rose Hulman.....W....33-11
..... A....Oakland City.....W....34-21
..... A....Wabash.....L....40-52

1925-26 (8-3)
Coach: John Harmon
..... H....DePauw.....W....44-24
..... H....Vanderbilt.....W....39-22
..... H....Wabash.....W....32-31
..... A....Wabash.....W....34-28
..... A....DePauw.....L....30-43
..... A....St. Louis.....W....24-33
1/22/26..... H....Louisville.....W....49-21
..... H....Hanover.....W....22-13
..... A....Franklin.....L....34-52
..... H....St. Louis.....W....34-28
..... A....Hanover.....W....25-17

1926-27 (16-4)
Coach: John Harmon
12/9/26..... H....McKendree.....W....61-38
12/17/26..... H....Wabash.....W....29-24
12/18/26..... H....Wabash.....W....30-24
12/23/26..... H....Georgia Tech.....W....38-36
12/28/26..... H....Vanderbilt.....W....37-22
1/1/27..... H....Franklin.....L....21-45
1/1/27..... H....Franklin.....L....24-29
1/7/27..... A....Butler.....W....25-23
1/13/27..... A....Southern Illinois.....W....21-18
1/14/27..... A....St. Louis.....W....53-13
1/15/27..... A....McKendree.....W....38-26
1/21/27..... H....Hanover.....W....25-24
1/29/27..... A....Western Kentucky.....W....39-30
2/4/27..... H....Butler.....W....35-27
2/12/27..... H....St. Louis.....W....47-14
2/19/27..... A....Vanderbilt OT.....L....44-46
2/26/27..... H....Western Kentucky.....W....36-11
3/3/27..... A....Hanover.....W....26-15
3/14/27..... N....YMHA %.....W....31-28
3/16/27..... N....Phillips OT %.....L....25-26
% AAU Tourney - Kansas City

1927-28 (14-3)
Coach: John Harmon
12/9/27..... H....Oakland City.....W....36-27
12/16/27..... H....Central Normal.....W....34-16
12/19/27..... A....Franklin.....W....37-20
12/21/27..... H....James Millikin.....W....36-16
1/3/28..... H....Vincennes.....W....40-31
1/6/28..... H....Butler 2 OT.....L....32-38
1/13/28..... A....Butler.....L....27-33
1/14/28..... A....McKendree.....W....46-25
1/19/28..... H....St. Louis.....W....43-31
1/21/28..... A....Central Normal.....W....38-35
1/26/28..... A....Oakland City.....W....31-29
1/28/28..... A....Hanover.....W....33-15
2/4/28..... H....Franklin.....W....31-20
2/11/28..... H....Indiana State.....W....43-26
2/18/28..... H....Hanover.....W....35-19
2/23/28..... A....McKendree.....L....25-32
2/25/28..... A....St. Louis.....W....36-30

1928-29 (2-14)
Coach: John Harmon
12/7/28..... H....Oakland City.....W....38-16
12/14/28..... H....McKendree OT.....W....34-30
12/21/28..... H....Franklin.....L....24-30
12/22/28..... H....Franklin.....L....22-45
1/5/29..... A....Central Normal.....L....24-37
1/12/29..... H....DePauw.....L....24-26
1/18/29..... A....Butler.....L....10-56
1/25/29..... A....McKendree.....L....35-48
1/26/29..... A....Concordia.....L....23-30
2/2/29..... H....Butler.....L....31-40
2/9/29..... H....Central Normal.....L....27-39
2/11/29..... A....Purdue.....L....23-48
2/15/29..... H....Indiana State.....L....19-50
2/19/29..... A....DePauw.....L....26-34
2/23/29..... A....Oakland City.....L....25-49
2/27/29..... A....Indiana State.....L....34-53

1929-30 (3-15)
Coach: John Harmon

12/11/29..... H....McKendree.....L....15-38
12/21/29..... H....Oakland City.....W....37-30
12/28/29..... A....James Millikin.....L....32-37
1/3/30..... H....Ball State.....L....8-40
1/7/30..... A....James Millikin.....L....20-38
1/11/30..... H....DePauw.....L....12-41
1/17/30..... H....Indiana State.....L....24-53
1/25/30..... H....Rose Hulman.....W....34-27
1/31/30..... A....Butler.....L....21-63
2/1/30..... A....Ball State.....L....8-50
2/6/30..... A....McKendree.....L....30-35
2/8/30..... A....Concordia.....L....30-38
2/10/30..... A....DePauw.....L....23-41
2/11/30..... A....Indiana State.....L....29-37
2/15/30..... H....Central Normal.....L....17-33
2/21/30..... H....Hanover.....W....46-26
2/22/30..... A....Central Normal.....L....23-38
2/26/30..... A....Oakland City.....L....27-38

1930-31 (4-10)
Coach: Bill Slyker
12/5/30..... H....Indiana State.....W....19-16
12/16/30..... A....Vincennes.....W....46-24
12/18/30..... H....Central Wesleyan.....W....32-23
1/1/31..... A....Central Normal.....L....18-50
1/10/31..... H....Central Normal.....L....26-37
1/14/31..... A....Indiana State.....L....34-44
1/16/31..... A....Hanover.....L....25-29
1/17/31..... H....Rose Hulman.....L....22-28
1/24/31..... H....Oakland City.....L....25-36
1/30/31..... H....Butler.....L....17-24
2/7/31..... A....Ball State.....L....25-33
2/20/31..... H....McKendree.....L....19-21
2/21/31..... H....Vincennes.....W....29-26
2/25/31..... A....Oakland City.....L....20-35

1931-32 (8-7)
Coach: Bill Slyker
12/4/31..... A....Indiana State.....L....22-30
12/11/31..... A....Butler.....L....19-22
12/17/31..... H....Oakland City.....W....34-20
1/5/32..... H....Ohio Wesleyan.....W....37-27
1/8/32..... H....Indiana State.....W....29-25
1/15/32..... H....Shurtleff.....L....23-42
1/16/32..... A....Concordia.....L....15-16
1/22/32..... H....Central Normal.....L....19-29
1/23/32..... A....Ball State.....L....19-26
1/29/32..... H....Hanover.....W....30-20
2/5/32..... H....McKendree.....W....28-22
2/12/32..... A....Valparaiso.....W....23-21
2/13/32..... A....Central Normal OT.....L....26-29
2/23/32..... A....Oakland City.....W....26-25
2/25/32..... H....Valparaiso.....W....48-15

1932-33 (11-6)
Coach: Bill Slyker
12/4/32..... A....DePauw.....W....28-25
12/7/32..... A....Indiana State.....W....34-32
12/18/32..... H....Oakland City.....W....46-28
12/30/32..... H....Franklin.....W....26-16
1/5/33..... H....Centenary.....W....33-18
1/7/33..... H....DePauw.....L....22-29
1/12/33..... A....Ball State.....L....32-35
1/13/33..... A....Central Normal.....W....38-20
1/21/33..... A....Oakland City.....W....28-23
2/4/33..... H....Western Kentucky OTW....36-30
2/9/33..... A....Western Kentucky.....L....34-38
2/11/33..... A....Hanover.....W....27-24
2/15/33..... H....Central Normal.....L....21-32
2/20/33..... A....Wabash.....L....25-30
2/24/33..... A....Southern Illinois.....W....43-37
2/27/33..... H....Wabash.....W....37-23
3/1/33..... H....Indiana State OT.....L....28-34

1933-34 (15-4)
Coach: Bill Slyker
12/15/33..... H....Indiana State.....W....50-30

All-Time Results



12/18/33...	H....	Wittenberg	W	50-25
12/23/33...	H....	DePauw	L	25-27
1/1/34.....	H....	Valparaiso	W	42-25
1/6/34.....	H....	Wabash	W	33-20
1/10/34...	A....	Western Kentucky	..	W	30-26
1/13/34...	H....	Ball State	W	24-23
1/19/34...	H....	Western Kentucky	..	W	33-17
1/25/34...	A....	Southern Illinois	L	33-35
1/27/34...	H....	Franklin	L	22-26
2/2/34.....	A....	Central Normal	W	34-31
2/6/34.....	A....	DePauw	W	31-21
2/9/34.....	H....	Oakland City	W	34-17
2/10/34...	A....	Hanover	W	26-23
2/14/34...	A....	Wabash	L	17-22
2/17/34...	H....	Central Normal	W	43-35
2/23/34...	A....	Indiana State	W	23-22
2/24/34...	A....	Ball State	W	31-23
3/1/34.....	A....	Oakland City	W	58-34

1934-35 (11-7)

Coach: Bill Slyker

12/4/34.....	A....	DePauw	W	20-12
12/10/34...	A....	Oakland City	W	26-22
12/15/34...	H....	Franklin OT	W	31-29
12/18/34...	A....	Indiana State	L	22-44
12/21/34...	A....	Hanover	W	47-37
12/29/34...	H....	Western Kentucky OTW	..	W	35-33
1/2/35.....	A....	Case Western Res.	..	L	27-33
1/3/35.....	H....	Centenary	W	37-19
1/12/35...	H....	DePauw	L	24-27
1/17/35...	H....	Indiana State	W	37-33
1/21/35...	A....	Western Kentucky	..	L	36-38
1/26/35...	A....	Wabash	L	25-28
2/9/35.....	H....	Ball State	W	31-22
2/15/35...	A....	Ball State	W	31-29
2/16/35...	A....	Valparaiso	W	35-25
2/20/35...	H....	Wabash	L	28-36
2/25/35...	H....	Oakland City	W	43-31
.....	Franklin OT	L	25-26

1935-36 (11-8)

Coach: Bill Slyker

12/9/35.....	H....	Oakland City	W	31-24
12/14/35...	A....	Ohio State	L	21-38
12/16/35...	A....	Wittenberg	W	32-15
12/21/35...	H....	Hanover	W	49-21
12/23/35...	H....	Indiana	L	32-39
12/28/35...	H....	Vanderbilt	W	33-20
1/2/36.....	H....	Centenary	W	39-30
1/6/36.....	A....	DePauw	W	32-26
1/9/36.....	H....	Wabash	W	35-22
1/11/36...	A....	Franklin	L	24-29
1/16/36...	H....	Indiana State	W	38-28
1/18/36...	A....	Western Michigan	..	L	27-43
1/23/36...	H....	Valparaiso	W	28-23
2/3/36.....	A....	Hanover	L	24-25
2/8/36.....	H....	DePauw	W	19-18
2/11/36...	A....	Oakland City	W	33-27
2/15/36...	H....	Franklin	L	35-40
2/19/36...	A....	Indiana State 2 OT	..	L	39-41
2/22/36...	A....	Wabash	L	21-27

1936-37 (2-9)

Coach: Bill Slyker

12/9/36.....	H....	Oakland City	W	41-27
12/12/36...	H....	Kansas State	L	46-69
12/18/36...	H....	Earlham	W	42-36
12/22/36...	H....	DePauw	L	29-35
12/26/36...	H....	Montana	L	37-46
12/31/36...	H....	Centenary	L	26-40
1/8/37.....	A....	Valparaiso	L	28-49
1/9/37.....	A....	Western Michigan	..	L	32-45
1/16/37...	A....	Wabash	L	33-35
1/21/37...	A....	Indiana State	L	26-41
1/23/37...	H....	DePaul	L	25-36

1937-38 (4-13)

Coach: Bill Slyker

12/8/37.....	H....	Oakland City	W	39-37
12/11/37...	A....	Franklin	L	29-42

12/18/37...	A....	Earlham	L	37-56
12/23/37...	H....	Centenary	L	38-45
12/28/37...	H....	St. Louis	L	42-54
1/1/38.....	H....	Boston U.	L	39-47
1/6/38.....	H....	Indiana State	W	52-32
1/8/38.....	A....	Hanover	L	29-51
1/11/38...	H....	Wabash	L	30-34
1/15/38...	A....	Western Kentucky	..	L	30-44
1/18/38...	A....	Oakland City	L	41-50
1/21/38...	H....	Franklin	L	22-47
2/1/38...	A....	Indiana State	W	42-39
2/9/38...	A....	Wabash	L	38-46
2/12/38...	H....	Hanover	W	45-43
2/17/38...	H....	Western Kentucky	..	L	42-52
2/24/38...	A....	DePauw	L	33-38

(played the Hawaiian All Stars on Feb. 6 at home winning 82-47)

1938-39 (8-8)

Coach: Bill Slyker

12/10/38...	A....	Franklin	L	31-32
12/13/38...	A....	DePauw	L	32-39
12/16/38...	H....	Illinois Wesleyan	..	W	43-37
12/19/38...	H....	Centenary	W	40-37
1/3/39.....	H....	DePauw	L	32-39
1/6/39.....	A....	Wabash	L	38-44
1/10/39...	H....	Western Kentucky	..	W	49-48
1/13/39...	A....	Hanover	L	34-44
1/16/39...	H....	Indiana State	W	36-33
1/21/39...	H....	Franklin	L	36-43
1/31/39...	A....	Earlham	W	57-51
2/4/39.....	H....	Wayne University	..	L	31-33
2/7/39.....	A....	Western Kentucky	..	W	45-43
2/10/39...	H....	Wabash	W	51-41
2/17/39...	H....	Hanover	W	48-41
2/21/39...	A....	Indiana State	L	28-41

1939-40 (10-7)

Coach: Bill Slyker

12/7/39.....	H....	Cornell (Iowa)	W	68-45
12/14/39...	A....	DePauw	W	43-31
12/19/39...	H....	Louisville	W	72-43
12/21/39...	A....	S.E. Missouri State	..	W	52-43
12/30/39...	H....	Kansas State	W	38-35
1/2/40.....	H....	DePauw	W	61-37
1/5/40.....	H....	Centenary	W	66-45
1/8/40.....	A....	Western Kentucky	..	L	45-52
.....	Franklin	L	44-45
1/20/40...	A....	Franklin	W	37-32
1/27/40...	H....	Earlham	W	68-63
1/29/40...	A....	Louisville	W	81-43
2/2/40.....	H....	Southern Illinois	L	32-37
2/6/40.....	A....	Illinois Wesleyan	..	L	29-44
2/13/40...	H....	Western Kentucky	..	L	36-55
2/17/40...	A....	St. Joseph's	L	35-47
2/21/40...	A....	Southern Illinois	L	39-44

1940-41 (13-4)

Coach: Bill Slyker

12/12/40...	H....	S.E. Missouri State	..	W	50-29
12/18/40...	A....	Louisville	W	86-52
12/21/40...	H....	Washington & Lee	..	W	41-38
12/28/40...	H....	Centenary	W	80-50
1/1/41.....	H....	Ohio University	W	58-57
1/6/41.....	H....	Illinois Wesleyan	..	W	50-30
1/11/41...	A....	Franklin	W	38-34
1/15/41...	H....	Southern Illinois	W	48-47
1/24/41...	H....	Western Kentucky OT	L	52-56
2/3/41.....	A....	Earlham	W	65-57
2/5/41.....	H....	DePauw	W	38-37
2/10/41...	N....	St. Joseph's %	W	45-44
2/15/41...	H....	Franklin	W	49-39
2/20/41...	A....	Western Kentucky	..	L	43-60
2/24/41...	H....	Oakland City	W	66-39
2/26/41...	A....	Southern Illinois	L	48-56
3/10/41...	N....	Texas Wesleyan #	L	62-71

NAIB Tourney (Kansas City, Mo.)
% Played in Jasper, Ind.

1941-42 (13-6)

Coach: Bill Slyker

12/10/41...	A....	S.E. Missouri State	..	L	45-55
12/13/41...	H....	Oakland City	W	73-44
12/17/41...	H....	Delta State	W	59-47
12/20/41...	H....	Ohio Wesleyan	W	62-39
1/1/42.....	H....	Washington & Lee	..	W	69-26
1/3/42.....	H....	Earlham	W	69-35
1/8/42.....	H....	West Texas State	..	L	45-64
1/10/42...	A....	Western Kentucky	..	L	48-69
1/17/42...	H....	St. Joseph's	W	56-48
1/25/42...	A....	Anderson	W	49-34
1/29/42...	A....	Central Normal	W	48-43
1/31/42...	H....	Louisville	W	58-40
2/5/42.....	A....	DePauw	W	40-38
2/10/42...	H....	Anderson	W	71-34
2/14/42...	A....	Ohio	L	40-67
2/19/42...	H....	Western Kentucky	..	L	40-41
2/26/42...	H....	Central Normal	W	57-35
3/9/42.....	N....	Nebraska State #	W	73-50
3/11/42...	N....	E. Cen. Oklahoma #	..	L	30-42

NAIB Tourney

1942-43 (13-7)

Coach: Bill Slyker

12/5/42.....	H....	James Millikin	W	50-40
12/10/42...	A....	Southern Illinois	W	44-34
12/17/42...	H....	George Field	W	87-46
12/21/42...	H....	Austin Peay	W	65-29
12/28/42...	H....	Valparaiso	W	59-56
12/29/42...	H....	Valparaiso	L	37-41
1/1/43.....	H....	Fort Knox	W	56-48
1/6/43.....	A....	Fort Knox	L	42-62
1/12/43...	A....	Austin Peay	W	72-38
1/13/43...	A....	Murray	L	36-60
1/16/43...	H....	Southern Illinois	W	68-60
1/26/43...	H....	Murray	L	36-41
1/30/43...	A....	Manchester	L	40-42
2/1/43.....	A....	Central Normal	W	64-43
2/6/43.....	H....	DePauw	W	62-43
2/10/43...	H....	George Field	W	57-56
2/15/43...	A....	Western Kentucky	..	L	48-52
2/18/43...	H....	Camp Breckinridge OTW	..	W	52-44
2/22/43...	A....	Western Kentucky	..	L	39-62
2/25/43...	H....	Central Normal	W	68-36

1943-44 (3-7)

Coach: Emerson Henke

12/1/43.....	H....	Camp Breckenridge 20TW	..	W	60-57
12/4/43...	A....	Indiana State	L	32-67
12/8/43...	H....	Valparaiso	L	33-66
12/11/43...	A....	Western Kentucky	..	L	31-37
12/15/43...	H....	Southern Illinois	L	35-55
12/18/43...	H....	Louisville	W	41-40
12/22/43...	H....	Central Normal	W	47-39
1/5/44.....	H....	Indiana State	L	29-51
1/8/44.....	A....	Southern Illinois	L	39-55
1/15/44...	A....	Louisville	L	44-47

* the remainder of the season was cancelled due to the end of the aviation program at UE

1944-45 (10-7)

Coach: Emerson Henke



All-Time Results

1945-46 (16-8)

Coach: Emerson Henke

11/21/45	H	Camp Breckinridge	W	60-41
11/28/45	H	George Field	W	61-48
12/5/45	H	Louisville	L	41-52
12/8/45	H	Central Normal	W	62-45
12/14/45	A	Anderson	W	86-19
12/19/45	A	Southern Illinois	W	44-43
12/28/45	N	Southern Illinois @	W	49-45
12/29/45	N	Eastern Illinois @	W	56-46
12/30/45	A	Indiana State @	L	41-48
1/2/46	H	Marshall	W	46-43
1/5/46	A	Western Kentucky	W	44-40
1/9/46	H	Indiana Central	L	52-33
		Central Normal	W	45-28
1/18/46	A	Southern Illinois	L	46-48
1/23/46	H	Indiana State	W	37-59
1/26/46	H	Georgetown (Ky.)	W	81-39
1/30/46	A	Louisville	L	45-76
2/2/46	A	Eastern Kentucky	L	50-64
2/6/46	H	Western Kentucky	W	53-42
2/9/46	H	Eastern Kentucky OTW	W	47-44
2/13/46	A	Georgetown (Ky.)	L	51-54
2/14/46	H	Anderson	W	55-36
2/20/46	A	Indiana State	L	41-49
2/27/46	A	Indiana Central	W	53-43

@ Holiday Tournament - Terre Haute, Ind.

1946-47 (7-15)

Coach: Arad A. McCutchan

12/3/46	A	S.E. Missouri State	L	43-48
12/5/46	H	Indiana Central	W	50-33
12/12/46	A	Georgetown (Ky.)	W	71-59
12/26/46	N	Eastern Illinois @	W	63-57
12/27/46	N	S.E. Oklahoma @	W	52-51
12/28/46	N	Xavier @	L	45-52
1/4/47	A	Murray	L	48-66
1/7/47	A	Southern Illinois	L	41-52
1/14/47	H	Western Kentucky	L	47-63
1/15/47	H	Southern Illinois	L	44-46
1/18/47	A	Louisville	L	39-70
1/23/47	H	Murray	L	44-66
1/29/47	H	Indiana State	W	49-48
2/6/47	H	St. Joseph's	W	56-44
2/11/47	A	Western Kentucky	L	23-58
2/13/47	H	Louisville	L	41-49
2/19/47	A	Eastern Illinois	L	52-63
2/20/47	A	Indiana State	L	46-80
2/22/47	H	S.E. Missouri State	L	45-61
2/24/47	H	Marshall	W	73-69
2/26/47	A	Indiana Central	L	47-55
2/27/47	A	Miami (Ohio)	L	70-91

@ Midwestern Tournament (Terre Haute, Ind.)

1947-48 (8-18)

Coach: Arad A. McCutchan

12/3/47	A	S.E. Missouri State	L	45-56
12/4/47	A	Murray	L	60-62
12/6/47	H	Southern Illinois	L	39-48
12/10/47	H	Western Kentucky	L	42-58
12/13/47	A	Louisville	L	45-59
12/17/47	A	Indiana State	L	44-52
12/20/47	H	Ohio Wesleyan	L	50-60
12/22/47	H	Oakland City	W	56-46
12/26/47	N	Morehead #	W	67-47
1/1/48	N	Canterbury ^	W	43-36
1/2/48	N	Southern Illinois ^	W	62-60
1/5/48	A	Western Kentucky	L	44-67
1/8/48	N	DePaul \$	L	50-69
1/10/48	A	Kentucky Wesleyan	L	71-76
1/12/48	A	Marshall	L	60-65
1/13/48	A	Morehead	L	37-61
1/15/48	H	St. Joseph's	W	62-59
1/19/48	H	Miami (Ohio)	W	66-63
1/22/48	H	Murray	W	57-55
1/31/48	H	Indiana State	L	40-64
2/5/48	H	Louisville	L	55-72
2/7/48	A	Eastern Illinois	L	55-71
2/12/48	A	St. Joseph's	L	49-51

2/13/48	A	Anderson	L	40-41
2/18/48	H	S.E. Missouri State	W	66-52
2/24/48	A	Southern Illinois	L	47-64

% Played in Louisville, Ky.
^ Played in Vincennes, Ind.
\$ Played in Paducah, Ky.

1948-49 (14-11)

Coach: Arad A. McCutchan

11/27/48	H	Oakland City	W	41-34
12/1/48	H	S.E. Missouri State	W	72-40
12/4/48	H	Ky. Wesleyan	W	72-57
12/9/48	H	Anderson	L	47-48
12/11/48	A	Southern Illinois	L	59-61
12/17/48	A	Morehead	W	71-61
12/18/48	A	Eastern Ky.	L	63-85
12/23/48	N	St. Joseph's	W	66-45
12/29/48	N	Ottawa	W	85-65
12/30/48	N	Georgetown (Ky.) & W	W	79-42
1/6/49	N	Eastern Illinois &	L	67-84
1/11/49	A	S.E. Missouri State	W	51-42
1/13/49	A	Murray	L	54-56
1/18/49	H	Western Ky.	L	66-72
1/20/49	A	Oakland City	W	63-53
1/27/49	H	Eastern Ky.	W	61-57
1/29/49	H	Southern Illinois	W	84-67
2/3/49	H	Indiana State	L	68-69
2/5/49	H	Louisville	W	68-60
2/5/49	A	Indiana State	L	54-76
2/8/49	A	Western Ky.	L	47-71
2/10/49	H	Murray	W	68-51
2/16/49	A	Louisville	L	57-82
2/19/49	H	Morehead	W	76-52
2/25/49	N	Morehead #	L	54-57

Ohio Valley Tourney
& JC Tourney

1949-50 (14-14)

Coach: Arad A. McCutchan

11/24/49	H	Oakland City	W	73-47
12/3/49	A	Anderson	W	84-59
12/5/49	A	St. Joseph's	W	54-42
12/8/49	H	Tennessee Tech	W	76-56
12/10/49	N	Bowling Green	W	73-71
12/14/49	A	Eastern Kentucky	L	62-67
12/15/49	A	Morehead	L	60-64
12/21/49	H	Anderson	W	84-45
12/23/49	A	Butler	L	48-53
12/27/49	A	Marshall	L	71-83
12/29/49	A	Louisville	W	76-73
1/4/50	A	Murray	L	46-60
1/7/50	H	James Millikin	W	89-69
1/10/50	A	Southern Illinois	L	34-60
1/18/50	N	Western Ky.	L	69-73
1/21/50	A	Indiana State	L	53-66
1/26/50	H	Murray	W	77-63
1/28/50	H	Indiana State	L	57-69
2/2/50	H	Shurtleff	W	86-50
2/4/50	H	Eastern Kentucky	L	66-72
2/7/50	A	Oakland City	W	86-72
2/10/50	A	Xavier	L	36-45
2/15/50	N	Louisville	W	79-61
2/16/50	H	Southern Illinois	W	65-51
2/18/50	A	Western Kentucky	L	56-81
2/23/50	N	Eastern Kentucky #	L	52-54
2/24/50	N	Indiana Central \$	W	90-81
2/25/50	N	Indiana State \$	L	61-73

Ohio Valley Tourney \$ NAIB Tourney

1950-51 (23-7)

Coach: Arad A. McCutchan

11/23/50	H	Oakland City	W	67-43
12/2/50	A	Oakland City	W	86-58
12/6/50	H	St. Joseph's	W	107-66
12/9/50	N	Dayton &	W	60-54
12/14/50	H	High Point	W	73-54
12/16/50	N	Southern Illinois &	W	77-52

12/19/50	N	Xavier &	W	71-69
12/27/50	N	Butler &	W	82-61
12/30/50	A	Butler	W	52-37
1/3/51	H	Murray State	L	66-70
1/6/51	H	Eastern Kentucky	W	67-63
1/10/51	N	Western Kentucky & L	W	63-75
1/18/51	H	Western Kentucky	W	77-46
1/25/51	A	Indiana State	W	61-51
1/27/51	N	Tulsa &	W	61-37
1/29/51	A	Southern Illinois	W	58-50
1/31/51	H	Marshall	W	62-53
2/3/51	A	Tennessee Tech	W	60-55
2/6/51	A	Murray State	L	61-70
2/8/51	H	Indiana State	W	64-45
2/14/51	A	Eastern Kentucky	L	62-71
2/17/51	H	Morehead	W	91-57
2/22/51	N	Morehead #	W	66-57
2/23/51	N	Eastern Kentucky #	L	61-64
2/24/51	N	Western Kentucky #	L	71-72
3/6/51	N	Franklin College \$	W	70-69
3/7/51	N	Taylor College \$	W	75-68
3/13/51	N	Westminster ^	W	85-74
3/14/51	N	Morningside ^	W	75-62
3/15/51	N	Regis ^	L	68-70

Ohio Valley Tourney (Louisville, Ky.)
\$ NAIB Tourney - Terre Haute ^ NAIB Tourney - Kansas City & Played in Owensboro, Ky.

1951-52 (7-20)

Coach: Arad A. McCutchan

11/22/51	H	Oakland City	W	68-61
11/24/51	A	Oakland City	W	81-69
11/29/51	H	Eastern Ky.	L	45-71
12/1/51	A	Dayton	L	49-58
12/6/51	H	Western Ky.	L	56-69
12/10/51	A	Murray	L	60-82
12/15/51	H	St. Joseph's	L	50-60
12/17/51	A	Eastern Ky.	L	66-86
12/20/51	H	Morehead	W	76-74
1/2/52	H	Butler	L	58-73
1/3/52	H	Valparaiso	W	62-59
1/5/52	A	Marshall	L	78-88
1/7/52	A	Morehead	L	59-71
1/10/52	A	Ball State	L	59-63
1/16/52	A	Ky. Wesleyan	L	74-76
1/19/52	H	Marshall	L	72-78
1/21/52	A	Tennessee Tech	L	49-61
1/24/52	H	Indiana State	W	66-64
1/26/52	H	Ball State	W	83-53
1/31/52	H	Murray	L	68-93
2/2/52	A	Butler	L	65-71
2/7/52	A	Indiana State	L	53-81
2/9/52	A	Valparaiso	L	68-78
2/11/52	A	St. Joseph's OT	L	68-73
2/14/52	H	Tennessee Tech	W	80-61
2/18/52	A	Western Ky.	L	58-92
2/21/52	N	Western Ky.	L	63-83

1952-53 (10-15)

Coach: Arad A. McCutchan

11/27/52	H	Oakland City	W	69-61
12/3/52	H	Murray	L	79-80
12/6/52	A	Southern Illinois	L	60-66
12/8/52	A	Illinois State	L	62-77
12/10/52	A	Murray	L	81-84
12/13/52	H	Kentucky Wesleyan	W	90-79
12/17/52	H	Valparaiso	L	66-73
12/20/52	A	Oakland City	L	56-62
1/3/53	H	Butler	L	61-74
1/8/53	H	St. Joseph's	W	69-63
1/10/53	H	Ball State	W	85-69
1/14/53	A	Kentucky Wesleyan	W	81-80
1/17/53	H	Indiana State	W	79-74
1/21/53	H	Washington (Mo.)	L	62-74
1/22/53	H	Southern Mississippi	L	79-81
1/24/53	A	Ball State	W	56-59
1/29/53	H	Southern Illinois	W	72-64
1/31/53	A	Butler	L	70-74
2/5/53	A	Indiana State	L	65-80
2/7/53	A	Valparaiso	W	72-68

All-Time Results



2/14/53... A... Washington (Mo.) ...L...71-79
 2/16/53... A... St. Joseph's ...L...84-85
 2/21/53... A... Illinois State ...W...95-92
 3/3/53... A... Taylor (Terre Haute) W...87-76
 3/4/53... A... Indiana State ...L...59-62

1953-54 (12-12)

Coach: Arad A. McCutchan
 11/26/53... H... Oakland City ...W...97-58
 12/1/53... A... Murray ...L...88-94
 12/5/53... A... DePauw ...L...62-81
 12/9/53... H... Murray ...L...60-66
 12/12/53... H... St. Joseph's ...W...68-64
 12/17/53... H... Tennessee Tech ...W...97-79
 12/19/53... A... Oakland City ...W...93-85
 12/30/53... N... Tennessee % ...W...107-71
 1/1/54... N... Maryland % ...L...58-66
 1/2/54... H... St. Francis % ...L...76-84
 1/7/54... A... Indiana State ...L...58-62
 1/9/54... H... Ball State ...L...65-67
 1/16/54... A... Butler ...W...64-53
 1/21/54... A... Ky. Wesleyan ...L...69-70
 1/21/54... A... Ball State ...W...89-65
 1/28/54... H... Valparaiso ...W...76-50
 2/3/54... H... DePauw ...W...83-72
 2/6/54... A... Valparaiso ...W...71-61
 2/8/54... A... St. Joseph's ...W...70-62
 2/11/54... H... Butler ...L...67-79
 2/18/54... A... Tennessee Tech ...L...70-75
 2/20/54... H... Ky. Wesleyan ...L...72-89
 2/24/54... H... Indiana State ...W...76-66
 3/2/54... N... Anderson # ...L...78-99

NAIA Tourney (Indianapolis, Ind.)
 % All-American City Tourn. (Owensboro, Ky.)

1954-55 (20-6)

Coach: Arad A. McCutchan
 11/25/54... H... Oakland City ...W...100-58
 12/1/54... H... Lawrence Tech ...W...108-72
 12/11/54... A... Valparaiso ...L...69-72
 12/13/54... A... St. Joseph's ...W...105-91
 12/14/54... A... Lawrence Tech ...L...76-80
 12/18/54... A... DePauw ...W...83-68
 12/20/54... A... Oakland City ...W...93-72
 12/22/54... H... Valparaiso ...W...66-63
 12/27/54... N... Denver % ...W...96-81
 12/29/54... N... Cincinnati % ...L...62-82
 12/30/54... N... Rhode Island % ...W...115-85
 1/6/55... A... Indiana State ...W...79-76
 1/8/55... H... Ball State ...W...93-80
 1/12/55... H... Washington ...W...74-60
 1/15/55... A... Butler ...L...73-75
 1/20/55... H... Ky. Wesleyan ...W...82-70
 1/22/55... A... Ball State ...W...91-82
 2/2/55... H... Butler ...W...83-75
 2/5/55... A... Washington ...W...74-67
 2/10/55... A... Ky. Wesleyan ...L...71-74
 2/12/55... H... DePauw ...W...90-68
 2/17/55... H... Indiana State ...W...104-70
 2/24/55... H... St. Joseph's ...W...101-81
 3/1/55... N... Franklin # ...W...87-75
 3/2/55... H... Anderson # ...W...96-79
 3/8/55... N... Atlantic Christian #...L...88-95

NAIA Tourney
 % All-American City Tourn. (Owensboro, Ky.)

1955-56 (16-7)

Coach: Arad A. McCutchan
 12/10/55... A... St. Joseph's ...L...73-75
 12/14/55... A... Louisville ...L...81-98
 12/17/55... A... DePauw ...L...75-81
 12/21/55... H... Valparaiso ...W...84-71
 12/22/55... H... Atlantic Christian ...W...111-88
 12/28/55... N... Hardin-Simmons ...W...79-56
 12/30/55... N... Florida ...W...85-69
 12/31/55... N... Wash. & Lee ...W...86-69

1/5/56... A... Indiana State ...W...94-90
 1/7/56... A... Ball State OT ...W...96-95
 1/11/56... H... Ky. Wesleyan ...W...96-81
 1/14/56... A... Butler OT ...W...82-77
 1/21/56... H... Ball State ...W...98-81
 1/28/56... A... Valparaiso ...W...82-74
 2/1/56... H... Butler ...W...93-77
 2/8/56... H... St. Joseph's ...W...89-70
 2/9/56... H... Regis ...W...94-75
 2/11/56... A... Ky. Wesleyan ...L...79-98
 2/16/56... H... Indiana State ...W...80-73
 2/18/56... H... Beloit ...L...68-76
 2/23/56... H... Anderson ...L...91-99
 2/25/56... H... DePauw ...W...97-85
 3/6/56... N... Indiana Central #...L 102-105

1956-57 (18-8)

Coach: Arad A. McCutchan
 12/1/56... H... Purdue ...L...60-62
 12/8/56... H... Cent. Missouri St. ...W...80-57
 12/10/56... A... E. Kentucky ...L...81-84
 12/12/56... H... New Mex. State ...W...71-62
 12/15/56... A... DePauw ...L...64-85
 12/17/56... H... San Jose State ...W...81-73
 12/20/56... H... Valparaiso ...W...93-75
 12/28/56... H... Boston U. ...W...96-76
 12/29/56... H... Denver 20T ...W...80-79
 1/3/57... A... Indiana State ...W...91-85
 1/5/57... H... DePauw ...L...63-70
 1/10/57... A... Ball State ...L...80-96
 1/12/57... A... Butler ...L...87-89
 1/16/57... H... Ky. Wesleyan ...W...67-64
 1/26/57... H... Ball State ...W...103-96
 1/28/57... H... E. Kentucky ...W...95-80
 1/31/57... H... Butler ...W...81-72
 2/2/57... A... Beloit ...W...91-87
 2/7/57... A... St. Joseph's ...L...67-73
 2/9/57... A... Valparaiso ...W...68-62
 2/14/57... A... Bellarmine ...W...92-76
 2/16/57... H... Indiana State ...W...90-62
 2/20/57... A... Ky. Wesleyan 20T...W...95-91
 2/23/57... H... St. Joseph's ...W...86-72
 3/4/57... H... Illinois State # ...W...108-96
 3/9/57... A... Buffalo # ...L...75-77

1957-58 (23-4)

Coach: Arad A. McCutchan
 12/2/57... H... Louisville ...W...92-90
 12/7/57... H... W. Kentucky ...W...105-98
 12/16/57... H... St. Mary's (CA) ...L...68-70
 12/28/57... H... Valparaiso ...W...72-59
 12/21/57... H... UCLA ...W...83-76
 12/27/57... H... William & Mary ...W...83-65
 12/28/57... H... Fresno State ...W...82-80
 1/4/58... H... DePauw ...W...81-71
 1/9/58... A... Ball State ...W...78-76
 1/11/58... A... Butler ...L...76-101
 1/15/58... A... Ky. Wesleyan ...W...77-71
 1/18/58... H... Indiana State ...W...89-73
 1/25/58... H... Ball State ...W...86-82
 1/28/58... A... Indiana State ...W...93-87
 1/30/58... H... Butler OT ...W...89-85
 2/1/58... H... Beloit ...W...77-69
 2/6/58... A... St. Joseph's 30T ...W...78-70
 2/8/58... A... Valparaiso ...W...82-79
 2/15/58... H... Ky. Wesleyan ...W...89-88
 2/20/58... A... DePauw ...W...78-65
 2/22/58... H... St. Joseph's ...W...78-70
 2/24/58... A... W. Kentucky ...L...80-100
 3/6/58... H... Wabash # OT ...W...70-68
 3/7/58... H... Akron # ...W...82-70
 3/12/58... H... American # ...W...82-72
 3/13/58... H... St. Michael's # ...L...70-78
 3/14/58... H... Wheaton # ...W...95-93

NCAA CHAMPIONS

1958-59 (21-6)

Coach: Arad A. McCutchan
 12/1/58... H... New Mex. State ...L...85-91
 12/6/58... H... South Dakota ...W...98-72
 12/13/58... H... Purdue ...L...82-83
 12/17/58... H... Valparaiso ...W...98-82
 12/20/58... H... DePaul ...W...86-77
 12/26/58... H... Wash. (Mo.) ...W...84-53
 12/27/58... H... Tennessee Tech ...W...100-73
 1/3/59... H... DePauw ...W...83-61
 1/8/59... A... Ball State ...W...86-69
 1/10/59... A... Butler ...L...75-78
 1/14/59... A... Ky. Wesleyan ...L...72-85
 1/17/59... H... Indiana State ...W...87-69
 1/24/59... H... Ball State ...W...86-59
 1/28/59... H... Butler ...W...85-78
 1/31/59... H... Steubenville ...W...108-84
 2/5/59... A... St. Joseph's ...L...91-100
 2/7/59... A... Valparaiso ...W...84-64
 2/14/59... H... Ky. Wesleyan ...W...92-82
 2/17/59... A... Indiana State ...L...64-77
 2/18/59... A... DePauw ...W...78-57
 2/21/59... H... St. Joseph's ...W...112-94
 2/28/59... A... Belmont Abbey # ...W...93-79
 3/5/59... H... Belmont Abbey # ...W...66-54
 3/6/59... H... Wittenberg # ...W...56-50
 3/11/59... H... St. Michael's # ...W...82-63
 3/12/59... H... No. Carolina A&T # ...W...110-92
 3/13/59... H... Missouri St. # ...W...83-67

NCAA CHAMPIONS

1959-60 (25-4)

Coach: Arad A. McCutchan
 12/1/59... H... Iowa ...L...84-86
 12/5/59... H... Texas Wesleyan ...W...89-73
 12/8/59... A... Cent. Missouri ...W...81-71
 12/12/59... H... St. Mary's (CA) ...W...79-74
 12/17/59... H... L. A. State ...W...109-99
 12/19/59... H... Valparaiso ...W...87-72
 12/26/59... H... Fresno State ...W...85-77
 12/28/59... H... Wittenberg ...W...70-60
 1/2/60... H... DePauw ...W...93-74
 1/7/60... A... Ball State ...W...72-63
 1/9/60... A... Butler ...W...71-50
 1/13/60... A... Ky. Wesleyan ...L...91-95
 1/16/60... H... Belmont Abbey ...W...74-57
 1/23/60... H... Indiana State ...W...77-61
 1/30/60... H... Ball State ...W...95-70
 2/4/60... A... St. Joseph's ...W...99-90
 2/6/60... A... Valparaiso ...L...71-73
 2/10/60... H... Butler ...W...86-69
 2/13/60... H... Ky. Wesleyan ...W...93-87
 2/16/60... A... Indiana State ...W...73-69
 2/17/60... A... DePauw ...W...93-82
 2/20/60... H... St. Joseph's ...W...108-93
 2/23/60... H... Notre Dame ...W...92-87
 2/27/60... A... Wheaton ...L...80-97
 3/3/60... H... Arkansas State # ...W...91-74
 3/4/60... H... Wabash # ...W...89-68
 3/9/60... H... American # ...W...101-91
 3/10/60... H... Ky. Wesleyan # ...W...76-69
 3/11/60... H... Chapman # ...W...90-69

NCAA Tourney

1960-61 (11-16)

Coach: Arad A. McCutchan
 12/1/60... H... Wheaton ...W...100-68
 12/3/60... H... Iowa ...L...71-83
 12/5/60... A... Notre Dame ...L...68-83
 12/7/60... A... Utah ...L...77-132
 12/10/60... A... L. A. State ...L...103-106
 12/15/60... H... St. Mary's (CA) ...L...69-79
 12/17/60... H... Valparaiso ...W...105-80
 12/20/60... H... Purdue ...L...75-84
 12/27/60... H... Penn. State ...L...74-75
 12/28/60... H... L. A. State ...W...121-115



All-Time Results

1/2/61	H....	South Dakota	W....	87-82
1/5/61	A....	Ball State	W....	72-68
1/7/61	A....	Butler	L....	82-93
1/9/61	A....	Ohio State	L....	59-86
1/11/61	A....	Ky. Wesleyan	L....	82-99
1/14/61	H....	DePauw	W....	102-79
1/21/61	H....	Indiana State OT	L....	102-105
1/28/61	H....	Ball State	W....	91-84
2/2/61	A....	St. Joseph's	W....	68-54
2/4/61	A....	Valparaiso	L....	71-79
2/8/61	H....	Butler	W....	92-74
1/11/61	H....	Ky. Wesleyan	L....	76-88
2/14/61	A....	Indiana State	L....	90-91
2/15/61	A....	DePauw OT	L....	85-86
2/18/61	H....	St. Joseph's	W....	98-89
3/10/61	A....	Lincoln (Mo.) #	L....	77-90
3/11/61	A....	MacMurray OT #	W....	98-97

1961-62 (14-11)

Coach: Arad A. McCutchan

12/2/61	H....	Iowa	W....	65-59
12/8/61	A....	San Diego St.	W....	89-84
12/9/61	A....	L. A. State	W....	84-75
12/14/61	H....	San Diego St.	W....	83-61
12/16/61	H....	Valparaiso	W....	82-70
12/21/61	H....	Purdue	L....	77-83
12/23/61	H....	L. A. State	W....	94-89
12/29/61	H....	Yale	L....	83-92
12/30/61	H....	Pittsburgh	L....	83-89
1/4/62	A....	Ball State	L....	80-91
1/6/62	A....	Butler	L....	66-75
1/10/62	A....	Ky. Wesleyan	L....	62-87
1/13/62	H....	DePauw	W....	93-78
1/20/62	H....	Indiana State	W....	84-75
1/27/62	H....	Ball State	W....	98-78
2/1/62	A....	St. Joseph's	W....	90-80
2/3/62	A....	Valparaiso	W....	103-78
2/7/62	H....	Butler	L....	87-92
2/10/62	H....	Ky. Wesleyan	L....	66-78
2/13/62	A....	Indiana State	L....	86-100
2/14/62	A....	DePauw	W....	64-59
2/17/62	H....	St. Joseph's	W....	97-74
2/27/62	H....	Notre Dame	L....	91-99
3/8/62	H....	No. Carolina A&T #	W....	97-82
3/9/62	H....	S. Illinois #	L....	83-88

NCAA Tourney

1962-63 (21-6)

Coach: Arad A. McCutchan

12/1/62	H....	Iowa	L....	57-62
12/3/62	H....	Texas Wesleyan	W....	78-61
12/7/62	A....	Denver	W....	88-84
12/8/62	A....	L. A. State	L....	64-74
12/15/62	H....	Michigan	L....	64-71
12/19/62	H....	L. A. State	W....	87-67
12/22/62	H....	Tennessee	W....	68-51
12/28/62	H....	Harvard	W....	68-55
12/29/62	H....	S. Illinois	W....	79-60
1/5/63	A....	DePauw	W....	69-62
1/9/63	A....	Valparaiso	W....	62-59
1/12/63	H....	Indiana State	W....	67-56
1/16/63	A....	Ky. Wesleyan	W....	70-67
1/19/63	A....	Ball State	W....	79-77
1/26/63	H....	Ball State	W....	81-62
1/30/63	A....	St. Joseph's	W....	78-58
2/2/63	H....	Valparaiso	W....	79-60
2/6/63	H....	Butler	W....	78-60
2/9/63	H....	Ky. Wesleyan	W....	23-19
2/13/63	H....	DePauw	W....	66-53
2/16/63	H....	St. Joseph's	W....	82-63
2/20/63	A....	Indiana State	W....	69-67
2/23/63	A....	Butler	L....	74-79
2/27/63	A....	Notre Dame	L....	72-78
3/8/63	A....	Concordia #	W....	66-56
3/9/63	A....	Wash. (Mo.) #	W....	85-76
3/13/63	H....	S. Illinois #	L....	73-86

NCAA Tourney

NCAA CHAMPIONS

1963-64 (26-3)
Coach: Arad A. McCutchan

12/2/63	A....	New Mex. State	W....	78-69
12/4/63	A....	Arizona	W....	61-58
12/7/63	H....	Iowa	L....	72-75
12/11/63	H....	San Fran. State	W....	90-58
12/14/63	H....	South Dakota St.	W....	98-76
12/21/63	H....	Purdue	W....	110-84
12/27/63	H....	Columbia	W....	96-60
12/28/63	H....	Arizona	L....	61-78
1/4/64	A....	DePauw	W....	97-53
1/8/64	A....	Valparaiso	W....	111-92
1/11/64	H....	Indiana State	W....	123-86
1/18/64	A....	Ball State	W....	98-92
1/22/64	H....	Ky. Wesleyan	W....	81-69
1/25/64	H....	Ball State	W....	90-83
1/29/64	A....	St. Joseph's	W....	100-72
2/1/64	H....	Valparaiso	W....	79-49
2/5/64	H....	Butler	W....	83-73
2/8/64	H....	S. Illinois	W....	94-73
2/12/64	H....	DePauw	W....	103-78
2/15/64	H....	St. Joseph's	W....	101-78
2/19/64	A....	Indiana State	W....	105-79
2/22/64	A....	Butler	W....	70-61
2/25/64	A....	Notre Dame	L....	75-91
2/29/64	A....	Ky. Wesleyan	W....	71-70
3/5/64	H....	Jackson State #	W....	97-69
3/6/64	H....	S. Illinois #	W....	64-59
3/11/64	H....	Cal Poly #	W....	95-73
3/12/64	H....	St. Coll. of Iowa #	W....	82-67
3/13/64	H....	Akron #	W....	72-59

NCAA CHAMPIONS

1964-65 (29-0)

Coach: Arad A. McCutchan

12/5/64	H....	Iowa	W....	90-83
12/9/64	H....	Northwestern	W....	83-75
12/12/64	H....	Notre Dame	W....	89-75
12/18/64	H....	Geo. Washington	W....	105-80
12/19/64	H....	LSU	W....	93-73
12/26/64	H....	Massachusetts	W....	113-82
12/28/64	A....	South Dakota St.	W....	76-63
12/29/64	A....	South Dakota	W....	98-71
1/2/65	A....	Ball State	W....	108-92
1/6/65	A....	Butler	W....	79-71
1/9/65	H....	DePauw	W....	117-88
1/13/65	A....	Ky. Wesleyan	W....	82-67
1/16/65	A....	St. Joseph's	W....	96-77
1/20/65	H....	S. Illinois	W....	81-80
1/23/65	H....	Ball State	W....	117-81
1/30/65	A....	Valparaiso	W....	83-78
2/3/65	A....	DePauw	W....	97-81
2/6/65	A....	Indiana State	W....	97-76
2/10/65	H....	St. Joseph's	W....	103-73
2/13/65	H....	Butler	W....	84-73
2/17/65	H....	Valparaiso	W....	109-88
2/20/65	H....	Ky. Wesleyan	W....	99-70
2/23/65	H....	Indiana State	W....	112-84
2/27/65	A....	S. Illinois	W....	68-67
3/5/65	A....	Bethune Cookman #	W....	118-77
3/6/65	A....	Bellarmine #	W....	81-74
3/10/65	H....	Phila. Textile #	W....	92-76
3/11/65	H....	St. Michael's #	W....	93-70
3/12/65	H....	S. Illinois OT #	W....	85-82

NCAA Tourney

1965-66 (18-9)

Coach: Arad A. McCutchan

12/4/65	H....	Iowa	L....	73-80
12/11/65	H....	San Fernando	W....	101-100
12/15/65	A....	Catholic	W....	89-78
12/16/65	A....	Mt. St. Mary's	L....	81-83
12/18/65	H....	Purdue	W....	97-93
12/20/65	A....	Toledo	W....	97-82
12/22/65	H....	San Diego St.	W....	89-76
12/28/65	H....	Kent State	W....	114-88
12/29/65	H....	Marquette	W....	88-86
1/1/66	A....	Ky. Wesleyan	L....	74-80
1/5/66	H....	Butler	W....	104-68
1/8/66	A....	Valparaiso	L....	73-83

1/15/66	H....	St. Joseph's	W....	103-90
1/19/66	H....	S. Illinois	L....	65-79
1/22/66	H....	Ball State	W....	105-85
1/26/66	A....	DePauw	W....	95-93
1/29/66	H....	Indiana State	W....	82-79
2/2/66	H....	Ky. Wesleyan	W....	89-84
2/5/66	A....	Butler	L....	83-110
2/9/66	H....	Valparaiso	W....	95-88
2/12/66	A....	Ball State	W....	89-88
2/16/66	A....	St. Joseph's	W....	84-74
2/19/66	H....	DePauw	W....	86-87
2/22/66	A....	Indiana State	W....	98-89
2/26/66	A....	S. Illinois	L....	75-80
3/4/66	A....	Lamar Tech #	W....	111-103
3/5/66	A....	S. Illinois #	L....	77-90

NCAA Tourney

1966-67 (8-17)

Coach: Arad A. McCutchan

12/3/66	H....	Cent. Missouri St.	W....	109-80
12/10/66	H....	Notre Dame	W....	105-99
12/13/66	A....	San Diego St.	L....	83-105
12/14/66	A....	San Fernando	L....	90-101
12/17/66	H....	Catholic	L....	71-73
12/21/66	H....	Seattle	L....	89-93
12/27/66	H....	William & Mary	L....	72-74
12/28/66	H....	Rutgers	L....	78-85
12/31/66	A....	Ball State	L....	87-90
1/4/67	A....	Ky. Wesleyan	L....	66-68
1/7/67	H....	St. Joseph's	L....	73-84
1/9/67	H....	S. Illinois	L....	41-55
1/14/67	A....	Butler	W....	75-71
1/18/67	A....	Valparaiso	W....	70-69
1/21/67	H....	Ball State	W....	87-84
1/23/67	H....	Toledo	L....	90-100
1/28/67	H....	DePauw	W....	78-71
2/1/67	H....	Indiana State	L....	100-101
2/4/67	H....	Valparaiso	L....	61-71
2/7/67	A....	St. Joseph's	W....	96-85
2/11/67	H....	Ky. Wesleyan	L....	61-74
2/15/67	H....	Butler	L....	65-68
2/18/67	A....	Indiana State	L....	84-86
2/22/67	A....	S. Illinois	L....	53-80
3/4/67	A....	DePauw	W....	73-70

1967-68 (20-8)

Coach: Arad A. McCutchan

12/2/67	H....	Sam Houston St.	W....	118-84
12/9/67	H....	Lamar Tech	W....	94-78
12/11/67	A....	Utah State	L....	88-116
12/13/67	A....	Seattle	W....	78-66
12/16/67	H....	Texas Wesleyan	W....	85-72
12/20/67	H....	S.W. Louisiana	W....	82-80
12/23/67	H....	Augustine	W....	109-97
12/29/67	H....	Montana	W....	116-76
12/30/67	H....	Florida State	W....	76-67
1/3/68	H....	Ky. Wesleyan	W....	71-64
1/6/68	A....	St. Joseph's	W....	91-78
1/13/68	H....	Butler	W....	92-64
1/17/68	H....	Valparaiso	W....	97-74
1/20/68	A....	Ball State	L....	82-91
1/24/68	H....	S. Illinois	W....	52-45
1/27/68	H....	DePauw	W....	92-75
1/31/68	A....	Indiana State	W....	84-78
2/3/68	A....	Valparaiso	W....	90-76
2/7/68	H....	St. Joseph's	W....	101-83
2/10/68	A....	Ky. Wesleyan OT	L....	78-87
2/14/68	A....	Butler	L....	82-89
2/17/68	H....	Indiana State	L....	58-68
2/20/68	H....	Ball State	W....	110-74
2/24/68	A....	S. Illinois	L....	52-61
3/2/68	A....	DePauw	L....	82-84
3/8/68	A....	Lincoln (Mo.) #	W....	95-80
3/9/68	A....	Missouri State St. #	W....	79-73
3/13/68	H....	Trinity (Texas) #	L....	77-93

NCAA Tourney

1968-69 (12-14)

Coach: Arad A. McCutchan

12/7/68	H....	South Dakota	L....	64-68
---------	-------	--------------	-------	-------

All-Time Results



12/11/68	H	CA Western	W	86-64
12/14/68	H	Cal Poly Pomona	W	89-65
12/17/68	A	Arizona	L	88-102
12/19/68	A	New Mex. State	L	64-98
12/21/68	H	San Diego St.	W	94-87
12/27/68	H	Massachusetts	W	93-73
12/28/68	H	New Mex. State	L	75-86
1/4/69	H	Ky. Wesleyan	W	71-70
1/8/69	H	Missouri State St.	L	74-101
1/11/69	A	St. Joseph's	W	74-72
1/15/69	H	S. Illinois	L	77-82
1/18/69	H	DePauw	W	98-92
1/22/69	H	Butler	L	85-88
1/25/69	H	Ball State	W	85-76
1/28/69	A	St. Joseph's (PA)	L	84-95
1/30/69	A	Indiana State	L	86-90
2/1/69	H	Valparaiso	L	95-101
2/5/69	A	Ky. Wesleyan	L	80-86
2/8/69	A	DePauw	L	85-98
2/12/69	H	St. Joseph's	W	88-79
2/15/69	A	Butler	W	96-83
2/19/69	A	Ball State	W	86-80
2/22/69	H	Indiana State	L	76-81
2/27/69	A	Valparaiso	W	83-82
3/1/69	A	S. Illinois	L	60-82

1969-70 (12-14)

Coach: Arad A. McCutchan				
12/6/69	H	Whittier	W	70
12/8/69	A	UNLV	L	98-109
12/10/69	A	Colorado	L	66-97
12/13/69	H	St. Joseph's (PA)	W	75-73
12/17/69	A	Ky. Wesleyan	L	74-80
12/20/69	H	Purdue	W	80-78
12/26/69	H	Fordham	W	78-69
12/27/69	H	Jacksonville	L	70-100
1/3/70	H	American Int.	W	124-96
1/7/70	A	Missouri State	L	73-92
1/10/70	H	St. Joseph's	L	79-86
1/14/70	H	S. Illinois	L	59-66
1/17/70	A	DePauw	W	2-0 ^
1/21/70	A	Butler	L	88-94
1/24/70	H	Ball State	W	105-88
1/28/70	H	Indiana State	W	88-87
1/31/70	A	Valparaiso	W	92-82
2/4/70	H	Ky. Wesleyan	W	82-81
2/7/70	H	DePauw	L	89-104
2/10/70	H	Michigan	W	78-73
2/12/70	A	St. Joseph's OT	L	97-101
2/14/70	H	Butler	L	87-99
2/18/70	A	Ball State	L	81-89
2/21/70	A	Indiana State	L	98-102
2/24/70	H	Valparaiso	W	101-97
2/28/70	A	S. Illinois	L	67-81

^ Forfeit

NCAA CHAMPIONS

1970-71 (22-8)				
Coach: Arad A. McCutchan				
12/5/70	H	UNLV	L	82-87
12/12/70	H	Ky. Wesleyan	W	84-83
12/15/70	A	American Int.	W	96-62
12/16/70	A	Assumption	L	91-106
12/19/70	H	E. Illinois	W	97-84
12/22/70	H	Northeastern	L	56-71
12/26/70	H	Minnesota	L	73-77
12/28/70	H	Portland	W	91-70
12/29/70	H	Weber State	L	65-70
1/2/71	H	Ball State	W	97-85
1/6/71	H	Butler	W	91-73
1/9/71	H	Valparaiso	W	77-73
1/13/71	H	S. Illinois	W	104-90
1/19/71	A	Indiana State	L	72-95
1/23/71	A	Ball State	W	107-98
1/27/71	H	Missouri St.	W	102-72
1/30/71	A	DePauw	W	113-95
2/3/71	A	Ky. Wesleyan	L	81-102
2/6/71	H	St. Joseph's	W	96-81
2/10/71	A	Valparaiso	W	89-80
2/13/71	A	Butler	W	102-90

2/17/71	H	DePauw	W	101-74
2/20/71	H	Indiana State	W	90-83
2/23/71	A	St. Joseph's	W	91-78
2/27/71	A	S. Illinois	L	98-101
3/11/71	H	Ashland #	W	82-74
3/12/71	H	Cent. Michigan #	W	78-60
3/17/71	H	Hartwick #	W	105-69
3/18/71	H	S.W. Louisiana #	W	93-74
3/19/71	H	Old Dominion #	W	97-82

1971-72 (22-6)

Coach: Arad A. McCutchan				
12/4/71	H	Assumption	W	83-80
12/11/71	A	Ky. Wesleyan	W	87-72
12/13/71	A	Seattle Pacific	L	63-72
12/15/71	A	Weber State	L	79-97
12/18/71	H	Indiana Central	W	103-62
12/22/71	H	Pepperdine	W	102-85
12/29/71	H	Seattle	W	88-79
12/30/71	H	Murray State	W	91-83
1/1/72	H	Utah State	L	89-90
1/5/72	H	Butler	W	105-92
1/8/72	H	Wabash	W	105-70
1/13/72	H	S. Illinois	W	74-67
1/15/72	H	Valparaiso	W	61-59
1/17/72	A	Indiana State	L	82-87
1/20/72	A	St. Louis	L	81-94
1/22/72	H	Philadelphia	W	97-81
1/26/72	A	Missouri State	W	91-70
1/29/72	A	DePauw	W	84-83
2/2/72	H	Ky. Wesleyan OT	W	104-100
2/5/72	H	St. Joseph's	W	100-94
2/9/72	A	Valparaiso OT	W	74-71
2/12/72	A	Butler	W	98-93
2/16/72	H	DePauw	W	106-70
2/19/72	H	Indiana State	W	102-87
2/22/72	A	St. Joseph's	W	98-87
3/1/72	A	S. Illinois	W	113-105
3/9/72	H	Wittenberg #	W	81-73
3/10/72	H	Eastern Mich. #	L	88-93

1972-73 (14-12)

Coach: Arad A. McCutchan				
12/2/72	A	Missouri State	L	53-57
12/9/72	H	Weber State	L	71-76
12/12/72	A	Fresno State	L	56-58
12/13/72	A	Pacific	L	66-76
12/16/72	H	Ky. Wesleyan	W	78-66
12/20/72	H	Seattle Pacific	W	56-55
12/23/72	H	St. Louis	W	84-59
12/29/72	H	Boston U.	L	82-88
12/30/72	H	Seton Hall	W	74-72
1/1/73	H	Butler	L	67-77
1/3/73	H	S. Illinois	L	62-79
1/6/73	A	Wabash	W	96-76
1/10/73	H	Valparaiso	W	71-62
1/13/73	A	Indiana State	W	75-71
1/17/73	A	DePauw	W	71-68
1/24/73	A	Indiana Central	L	59-62
1/27/73	H	St. Joseph's	W	91-86
1/31/73	H	Indiana State	L	68-71
2/3/73	H	DePauw	W	98-72
2/7/73	A	Butler	L	74-76
2/10/73	H	Indiana Central	W	73-65
2/14/73	A	St. Joseph's	W	87-85
2/17/73	H	Wabash	W	105-89
2/22/73	A	Valparaiso	L	78-100
2/24/73	A	Ky. Wesleyan	L	84-89
2/28/73	A	S. Illinois	W	70-67

1973-74 (19-9)

Coach: Arad A. McCutchan				
12/8/73	H	Pepperdine	W	87-58
12/12/73	H	Roanoke	W	90-79
12/15/73	H	Missouri State St.	W	88-66
12/17/73	A	Ky. Wesleyan	L	81-82
12/21/73	A	Lamar	W	100-76
12/22/73	A	UTEP	L	57-60

12/28/73	H	Kent State OT	W	67-65
12/29/73	H	Long Beach St.	L	67-75
1/2/74	A	Indiana Central	W	79-69
1/5/74	H	Ky. Wesleyan	W	103-79
1/9/74	H	Indiana State	W	107-86
1/12/74	H	Wabash	W	116-72
1/16/74	H	St. Joseph's	W	82-79
1/19/74	H	Old Dominion	L	69-87
1/23/74	A	Butler	L	64-68
1/26/74	A	DePauw	W	104-62
1/30/74	H	S. Illinois	W	77-63
2/2/74	A	Valparaiso	W	74-73
2/6/74	H	Indiana Central	W	95-61
2/9/74	H	Butler	W	93-60
2/13/74	H	DePauw	W	108-70
2/20/74	H	Valparaiso	W	86-80
2/23/74	A	Wabash	W	109-101
2/26/74	A	St. Joseph's	L	68-80
2/28/74	A	S. Illinois	L	82-99
3/4/74	A	Indiana State	L	71-73
3/7/74	H	Wittenberg OT #	L	55-59
3/8/74	H	Wis./Green Bay #	W	87-75

1974-75 (13-13)

Coach: Arad A. McCutchan				
11/30/74	A	Mississippi State	L	69-90
12/7/74	H	N.W. Missouri	W	72-70
12/11/74	A	Missouri State St.	W	74-64
12/14/74	H	S. Colorado	W	87-62
12/19/74	A	Old Dominion	L	72-84
12/21/74	A	Roanoke	W	99-98
12/27/74	H	Portland	W	78-69
12/28/74	H	Miami of Ohio	L	68-79
1/2/75	A	Indiana State	L	71-87
1/4/75	H	Ky. Wesleyan	W	80-74
1/8/75	H	S. Illinois	L	61-82
1/11/75	H	Butler	L	72-77
1/15/75	H	Indiana Central	W	94-80
1/18/75	A	St. Joseph's	L	74-84
1/22/75	A	Wabash	W	87-69
1/25/75	H	Valparaiso	W	88-79
1/29/75	H	Indiana State	L	67-69
2/1/75	A	DePauw	W	109-88
2/5/75	H	St. Joseph's	L	73-74
2/8/75	H	Wabash	W	106-88
2/12/75	A	Valparaiso	L	82-87
2/15/75	A	Ky. Wesleyan	W	100-97
2/19/75	H	DePauw	W	91-60
2/22/75	A	Butler OT	L	67-69
2/25/75	A	Indiana Central	L	68-80
3/1/75	A	S. Illinois	L	67-81

1975-76 (20-9)

Coach: Arad A. McCutchan				
12/1/75	H	N. Dakota State	W	89-82
12/6/75	H	Missouri State	W	95-71
12/11/75	A	Providence	L	71-98
12/13/75	A	Assumption	W	102-93
12/17/75	H	Mississippi State	W	85-73
12/22/75	A	Ohio State	L	78-79
12/23/75	A	Pittsburgh	W	62-61
12/26/75	H	Mercer	L	80-81
12/27/75	H	Austin Peay	L	81-105
1/3/76	A	Ky. Wesleyan	W	97-89
1/7/76	H	S. Illinois	W	81-76
1/10/76	A	Butler	L	78-91
1/14/76	H	DePauw	W	84-64
1/17/76	H	Indiana State	W	78-75
1/20/76	A	Valparaiso	W	82-76
1/24/76	H	Wabash	W	96-81
1/28/76	H	St. Joseph's	W	77-71
1/31/76	A	Indiana Central	L	89-91
2/4/76	H	Ky. Wesleyan	W	81-73
2/7/76	H	Valparaiso	W	76-70
2/11/76	A	Wabash	W	103-76
2/14/76	A	St. Joseph's	W	83-81
2/18/76	H	Indiana Central	W	70-61
2/21/76	H	Butler	W	79-64
2/24/76	A	DePauw	W	90-87



All-Time Results

2/28/76... A... S. IllinoisL....70-79
 3/1/76... A... Indiana StateL....79-87
 3/10/76... H... Wright State #W....85-75
 3/11/76... H... E. Illinois #L....73-75
 # NCAA Tourney

1976-77 (15-12)

Coach: Arad A. McCutchan
 12/29/76... H... N. Dakota St.W....85-69
 12/1/76... H... Ohio StateL....62-74
 12/4/76... A... Missouri StateL....71-76
 12/8/76... A... Western Ky.W....78-61
 12/11/76... H... PortlandW....83-75
 12/15/76... A... XavierL....79-89
 12/18/76... A... MercerW....91-86
 12/20/76... A... Georgia ot.L....86-88
 12/29/76... H... Air ForceW....81-63
 12/30/76... H... Cent. MichiganW....69-64
 1/3/77... A... Indiana StateL....68-104
 1/8/77... H... ValparaisoW....67-61
 1/15/77... A... DePauwW....81-79
 1/19/77... H... ButlerW....74-65
 1/22/77... H... Indiana CentralL....83-85
 1/26/77... A... St. Joseph'sL....69-70
 1/29/77... H... Ky. WesleyanL....85-86
 2/2/77... H... DePauwW....92-87
 2/5/77... A... ButlerW....85-82
 2/9/77... A... Indiana CentralW....86-81
 2/12/77... H... St. Joseph'sW....66-57
 2/14/77... A... S. IllinoisL....67-79
 2/16/77... H... BentleyW....93-73
 2/19/77... A... ValparaisoL....80-83
 2/21/77... H... S. IllinoisL....60-72
 2/23/77... A... Ky. WesleyanW....104-89
 2/26/77... H... Indiana StateL....63-78

1977-78 (1-3)

Coach: Bobby Watson
 11/30/77... H... W. KentuckyL....72-82
 1/2/78... A... DePaulL....71-94
 12/6/77... H... PittsburghW....90-83
 12/10/77... A... Indiana StateL....76-102

1978-79 (13-16)

Coach: Dick Walters
 11/25/78... A... S. IllinoisL....58-70
 11/29/78... H... DePaulL....55-74
 12/2/78... H... Indiana StateL....70-74
 12/5/78... A... PittsburghL....69-88
 12/9/78... H... W. KentuckyL....60-63
 12/11/78... A... Murray StateW....59-58
 12/16/78... A... Austin PeayW....65-64
 12/23/78... H... Morehead StateW....86-73
 12/29/78... H... Arkansas StateW....52-50
 12/30/78... H... Cent. MichiganL....73-74
 1/4/79... A... StetsonL....73-76
 1/6/79... A... Biscayne ot.L....74-78
 1/10/79... A... XavierW....74-59
 1/13/79... H... ButlerL....63-71
 1/17/79... H... Illinois StateL....68-73
 1/20/79... A... LoyolaL....71-87
 1/22/79... A... Wis.-MilwaukeeW....73-67
 1/25/79... H... Tennessee TechW....90-73
 1/29/79... H... ValparaisoW....72-64
 1/31/79... A... Ball StateL....60-63
 2/3/79... H... XavierL....60-74
 2/7/79... H... DePauwW....73-59
 2/10/79... A... ValparaisoW....72-69
 2/14/79... A... ButlerW....78-76
 2/17/79... H... Indiana CentralL....70-74
 2/21/79... H... Loyola otL....86-89
 2/23/79... A... HawaiiL....54-60
 2/24/79... A... HawaiiW....62-54
 2/27/79... A... St. Joseph's (Ind.) ..W....77-72

1979-80 (18-10, 1-4 MCC)

Coach: Dick Walters
 12/1/79... H... S. IllinoisW....76-65
 12/3/79... A... Austin PeayW....68-65
 12/8/79... H... Florida SouthernW....79-71

12/10/79... H... BiscayneW....92-65
 12/13/79... A... Western Ky.L....61-75
 12/14/79... A... N.C.-Charlotte 2ot .W....79-75
 12/17/79... A... Tennessee TechW....78-67
 12/20/79... A... Indiana StateL....51-53
 12/22/79... H... Austin PeayW....68-65
 12/28/79... H... HowardW....74-68
 12/29/79... H... AlaskaW....66-57
 1/5/80... A... Mercer otL....59-61
 1/9/80... A... Xavier *W....88-75
 1/12/80... H... Butler *L....55-56
 1/16/80... H... Ky. WesleyanW....84-63
 1/19/80... H... PittsburghL....70-78
 1/26/80... A... DePaulL....94-105
 1/30/80... H... Wis.-MilwaukeeW....86-70
 2/2/80... A... Okla. City *L....81-86
 2/4/80... A... Oral Roberts *L....79-82
 2/7/80... H... MercerW....92-76
 2/9/80... A... ValparaisoW....68-62
 2/13/80... A... Ky. WesleyanW....57-53
 2/16/80... H... ValparaisoW....91-63
 2/20/80... H... Missouri StateW....97-73
 2/25/80... H... Loyola *L....72-75
 2/29/80... H... Butler \$W....80-67
 3/1/80... H... Loyola \$L....78-81
 * MCC Game \$ MCC Tournament

1980-81 (19-9, 6-5 MCC)

Coach: Dick Walters
 12/1/80... H... LorasW....79-56
 12/4/80... H... Ferris StateW....79-60
 12/6/80... H... Indiana StateW....83-59
 12/10/80... A... S. IllinoisW....65-60
 12/12/80... A... Western Ky.L....67-68
 12/15/80... A... UCLAL....62-69
 12/22/80... H... Austin PeayW....79-62
 12/29/80... H... AkronW....71-51
 12/30/80... H... PepperdineW....86-77
 1/3/81... A... BiscayneW....65-63
 1/5/81... A... Fla. SouthernW....73-67
 1/8/81... H... BaltimoreW....75-56
 1/10/81... H... Loyola \$W....73-70
 1/14/81... H... ValparaisoW....78-74
 1/17/81... A... Oral Roberts *L....66-70
 1/18/81... A... Okla. City *L....66-83
 1/23/81... H... Butler *W....73-58
 1/26/81... A... Detroit *W....68-66
 1/31/81... A... ValparaisoW....66-55
 2/4/81... H... Xavier *L....60-63
 2/7/81... H... Okla. City *W....102-80
 2/9/81... H... Butler *W....70-66
 2/14/81... H... DePaulL....53-61
 2/18/81... H... Oral Roberts *W....78-67
 2/21/81... A... Loyola *L....73-81
 2/28/81... A... Xavier *L....57-59
 3/3/81... H... Oral Roberts \$W....77-71
 3/5/81... A... Xavier \$L....69-72
 * MCC Game \$ MCC Tournament

1981-82 (23-6, 10-2 MCC)

Coach: Dick Walters
 11/30/81... H... BaltimoreW....82-51
 12/5/81... A... Indiana StateL....58-67
 12/9/81... H... S. IllinoisW....97-51
 12/12/81... H... W. KentuckyW....73-70
 12/14/81... A... ValparaisoW....78-56
 12/18/81... N... Cal St. FullertonW....62-51
 12/19/81... A... PepperdineW....77-69
 12/22/81... A... Austin PeayW....72-54
 12/29/81... H... Tennessee TechW....67-43
 12/30/81... H... Murray StateW....77-58
 1/2/82... H... Mo.-St. LouisW....86-47
 1/6/82... A... Kansas otL....65-72
 1/9/82... H... Xavier *W....82-52
 1/16/82... A... Oral Roberts *W....63-62
 1/18/82... A... Oklahoma City *L....54-75
 1/23/82... H... Loyola *W....84-80
 1/25/82... A... Detroit *W....86-69
 1/30/82... A... Butler *W....80-47

2/1/82... H... ValparaisoW....80-66
 2/6/82... A... Xavier *W....76-73
 2/10/82... A... DePaulL....58-59
 2/13/82... H... Oral Roberts *W....71-47
 2/15/82... H... Oklahoma City *W....45-41
 2/20/82... A... Loyola *W....79-73
 2/22/82... H... Detroit *L....65-69
 2/27/82... H... Butler *W....68-58
 3/4/82... N... Oklahoma City \$W....57-45
 3/6/82... N... Loyola \$W....81-72
 3/11/82... N... Marquette #L....62-67
 * MCC Game \$ MCC Tournament
 # NCAA Tournament

1982-83 (13-16, 6-8 MCC)

Coach: Dick Walters
 11/29/82... H... Mo.-Kansas CityW....52-42
 12/4/82... H... Florida SouthernW....57-51
 12/6/82... A... Western KentuckyL....61-74
 12/11/82... H... Indiana StateL....81-96
 12/16/82... H... U.S. International ..W....81-59
 12/18/82... H... Missouri StateW....72-66
 12/20/82... A... PurdueL....68-95
 1/3/83... A... New OrleansL....71-86
 1/8/83... H... KansasL....54-59
 1/10/83... H... ValparaisoW....81-69
 1/15/83... A... Xavier *L....65-85
 1/17/83... A... St. Louis *W....65-61
 1/22/83... H... Oral Roberts *L....69-74
 1/24/83... H... Oklahoma City *W....76-63
 1/27/83... A... ValparaisoL....60-63
 1/29/83... A... Loyola *L....73-84
 1/31/83... H... Detroit *L....67-68
 2/5/83... H... Butler ot*L....68-73
 2/9/83... H... DePaulL....82-83
 2/14/83... H... St. Louis *W....74-64
 2/16/83... H... Xavier *L....68-70
 2/19/83... A... Oral Roberts *L....70-77
 2/21/83... A... Oklahoma City *W....46-45
 2/23/83... H... AkronW....76-68
 2/26/83... H... Loyola *W....78-71
 2/28/83... H... Detroit ot*W....83-81
 3/6/83... A... Butler *L....69-78
 3/9/83... H... Butler \$W....72-63
 3/10/83... H... Loyola \$L....66-80
 * MCC Game \$ MCC Tournament

1983-84 (15-14, 7-7)

Coach: Dick Walters
 11/28/83... H... No. Kentucky ot.....L....59-61
 12/2/83... H... Florida SouthernW....100-61
 12/3/83... H... Texas-ArlingtonW....86-74
 12/5/83... H... WashburnW....67-66
 12/8/83... A... Indiana StateL....61-65
 12/16/83... H... Georgia SouthernW....98-82
 12/17/83... H... LamarL....71-87
 12/19/83... H... PurdueW....80-65
 12/22/83... H... New OrleansW....70-60
 12/30/83... A... PepperdineL....81-89
 1/5/84... H... Western KentuckyL....62-73
 1/7/84... H... Oklahoma City *W....106-79
 1/9/84... H... Oral Roberts *L....90-103
 1/14/84... A... Butler *L....55-74
 1/16/84... A... Xavier *L....50-73
 1/21/84... H... Loyola *L....74-76
 1/23/84... H... Detroit *W....72-61
 1/28/84... H... St. Louis ot*L....61-64
 2/1/84... A... Loyola *L....77-91
 2/4/84... A... Oklahoma City *W....66-53
 2/6/84... A... Oral Roberts *L....75-88
 2/11/84... H... Butler *W....77-72
 2/13/84... H... Xavier *W....74-67
 2/20/84... A... Detroit *W....61-59
 2/25/84... A... St. Louis*W....67-64
 2/28/84... A... DePaulL....65-96
 3/1/84... H... Georgia StateW....84-65
 3/8/84... N... Butler \$W....70-65
 3/9/84... N... Oral Roberts \$L....91-101
 * MCC Game \$ MCC Tournament

All-Time Results



1984-85 (13-16, 4-10 MCC)
Coach: Dick Walters

12/1/84	H	Mo.-Kansas City	W	50-47
12/5/84	A	Murray State	L	50-58
12/8/84	H	Indiana State	W	72-70
12/11/84	A	Western Kentucky	L	71-88
12/15/84	H	Ark.-Little Rock	W	72-65
12/17/84	A	Purdue	L	57-82
12/21/84	H	Howard	W	84-72
12/22/84	H	Central Michigan	W	82-66
12/28/84	A	Florida Southern	W	71-63
1/3/85	H	Nebraska	W	80-73
1/5/85	A	Oklahoma City*	W	65-63
1/7/85	A	Oral Roberts*	L	75-90
1/12/85	H	Butler*	L	68-80
1/14/85	H	Xavier*	W	77-71
1/17/85	H	New Orleans	W	69-64
1/19/85	A	Loyola*	L	89-94
1/21/85	A	Detroit*	L	65-74
1/26/85	A	St. Louis*	L	69-73
1/31/85	H	Eastern Illinois	L	67-72
2/2/85	H	Oklahoma City*	L	59-61
2/4/85	H	Oral Roberts*	W	79-75
2/9/85	A	Butler*	L	69-71
2/11/85	A	Xavier*	L	63-83
2/16/85	H	Loyola*	L	80-89
2/18/85	H	Detroit*	L	75-89
2/23/85	H	St. Louis*	W	67-65
2/28/85	A	Missouri State	L	64-74
3/7/85	N	Butler \$ ot	W	73-72
3/8/85	A	Oral Roberts \$	L	69-74

* MCC Game \$ MCC Tournament

1985-86 (8-19, 3-9 MCC)
Coach: Jim Crews

11/23/85	H	Kentucky State	W	50-47
11/26/85	A	Austin Peay	L	57-58
12/2/85	H	Md.-E. Shore	W	68-46
12/4/85	A	Indiana State	L	42-51
12/7/85	H	Missouri State	L	46-57
12/9/85	H	Northern Iowa	W	73-65
12/14/85	H	Murray State	L	34-52
12/21/85	H	St. Louis*	L	64-68
12/23/85	H	Pepperdine	L	61-62
12/30/85	A	New Orleans	L	55-78
1/2/86	H	Morehead State	W	71-48
1/6/86	A	Nebraska	L	70-77
1/11/86	H	Valparaiso	W	64-57
1/13/86	A	Oral Roberts*	L	64-76
1/18/86	H	Butler ot*	W	70-68
1/20/86	H	Xavier*	L	69-78
1/25/86	A	Loyola*	L	65-71
1/27/86	A	Detroit*	L	73-83
2/1/86	A	St. Louis*	L	58-67
2/4/86	A	DePaul	L	41-73
2/6/86	A	Eastern Illinois	L	72-84
2/10/86	H	Oral Roberts*	L	70-74
2/15/86	A	Butler*	W	59-57
2/17/86	A	Xavier*	L	72-81
2/22/86	H	Loyola*	L	77-84
2/24/86	H	Detroit*	W	80-74
2/27/86	N	Detroit \$	L	52-70

* MCC Game \$ MCC Tournament

1986-87 (16-12, 8-4)
Coach: Jim Crews

12/1/86	H	Montana State	W	85-79
12/3/86	H	Sam Houston St.	W	85-63
12/6/86	H	Indiana State	W	63-60
12/8/86	H	Ky. Wesleyan	W	74-71
12/11/86	A	UW-Green Bay	W	51-48
12/13/86	H	Austin Peay	L	66-69
12/20/86	A	Cincinnati	L	62-76
12/22/86	H	Bradley	W	77-68
12/30/86	A	St. Louis*	L	50-68
1/3/87	H	Miami-Ohio	W	79-69
1/5/87	A	Murray State	L	72-83
1/8/87	A	South Alabama	L	67-86
1/10/87	A	Valparaiso	L	58-80

1/12/87	H	Oral Roberts*	W	73-62
1/17/87	A	Butler*	L	64-70
1/19/87	A	Xavier*	L	70-77
1/21/87	H	DePaul	L	68-78
1/24/87	H	Loyola*	W	72-71
1/26/87	H	Detroit*	W	66-45
1/31/87	H	St. Louis ot*	W	78-76
2/2/87	A	Morehead State	W	77-67
2/9/87	A	Oral Roberts*	W	67-63
2/14/87	H	Butler*	W	79-72
2/16/87	H	Xavier ot*	W	95-93
2/21/87	A	Loyola*	W	86-83
2/23/87	A	Detroit*	L	66-72
2/27/87	N	St. Louis \$	L	51-55
3/3/87	A	Marquette	L	63-74

* MCC Game \$ MCC Tournament

1987-88 (21-8, 21-8 MCC)
Coach: Jim Crews

11/28/87	A	Austin Peay	W	86-79
12/2/87	A	Southern Illinois	W	72-69
12/5/87	H	Murray State	W	76-70
12/9/87	A	Miami-Ohio	L	102-110
12/12/87	H	Alcorn State	W	105-45
12/17/87	H	Georgia State	W	88-67
12/19/87	H	South Alabama	W	91-66
12/22/87	A	Bradley	L	80-93
12/30/87	A	Indiana State	W	74-58
1/2/88	H	So. Illinois	W	91-77
1/6/88	H	Cincinnati	W	82-75
1/9/88	H	Valparaiso	W	75-61
1/11/88	H	UW-Green Bay	W	74-38
1/20/88	A	Northern Iowa	W	88-73
1/23/88	H	Xavier*	W	86-84
1/25/88	H	Butler*	W	85-76
1/30/88	A	Detroit*	L	91-93
2/1/88	A	Loyola*	L	74-80
2/6/88	A	St. Louis*	L	48-68
2/13/88	A	DePaul	W	65-63
2/17/88	H	Marquette	W	73-72
2/20/88	A	Xavier*	L	79-102
2/22/88	A	Butler*	W	85-59
2/27/88	H	Detroit*	W	108-90
2/29/88	H	Loyola*	W	98-73
3/6/88	H	St. Louis*	W	77-65
3/11/88	N	Detroit \$	L	74-75
3/17/88	H	Utah %	W	66-55
3/22/88	H	Boston College %	L	81-86

* MCC Game \$ MCC Tournament % NIT

1988-89 (25-6, 10-2 MCC)
Coach: Jim Crews

11/27/88	A	Valparaiso	W	75-56
11/30/88	A	So. Illinois	L	71-73
12/5/88	H	UW-Green Bay	W	68-60
12/7/88	A	Wake Forest	L	73-79
12/10/88	H	Austin Peay	W	89-72
12/12/88	H	Indiana State	W	94-75
12/20/88	H	Bucknell	W	79-54
12/23/88	H	Wyoming	W	84-63
12/29/88	H	Siena	W	79-66
12/31/88	A	Murray State	W	78-70
1/3/89	H	Alcorn State	W	81-44
1/9/89	A	Toledo	W	61-59
1/14/89	H	Butler*	W	61-45
1/19/89	A	Xavier*	L	73-81
1/21/89	A	Dayton*	W	83-65
1/26/89	H	Detroit*	W	80-63
1/28/89	H	Loyola*	W	89-76
2/4/89	H	St. Louis*	W	98-66
2/6/89	H	So. Illinois	W	89-87
2/11/89	A	Butler*	W	90-77
2/12/89	A	Cincinnati	W	83-69
2/16/89	H	Xavier*	W	88-82
2/18/89	H	Dayton*	W	109-83
2/23/89	A	Detroit*	W	85-71
2/25/89	A	Loyola*	W	115-104
2/27/89	H	Ohio U.	W	95-69
3/4/89	A	St. Louis*	L	61-72

3/10/89	A	Dayton \$ ot	W	84-79
3/11/89	N	Xavier \$	L	78-85
3/17/89	N	Oregon State # ot	W	94-90
3/19/89	N	Seton Hall	L	73-87

* MCC Game \$ MCC Tournament # NCAA Tournament

1989-90 (17-15, 8-6 MCC)
Coach: Jim Crews

11/24/89	N	Missouri &	L	53-68
11/25/89	N	Chaminade &	W	70-53
11/26/89	N	James Madison &	L	60-70
11/30/89	H	Wake Forest ot	L	64-69
12/2/89	H	Rider	W	85-58
12/5/89	A	Wyoming	L	64-66
12/9/89	H	Toledo	W	89-72
12/12/89	A	So. Illinois	L	73-77
12/16/89	H	Murray State	W	93-69
12/20/89	H	Michigan State	L	66-80
12/23/89	H	Siena	W	88-83
12/30/89	A	Samford	W	64-51
1/3/90	H	Md.-Baltimore Co.	W	102-55
1/6/90	A	Indiana State	L	71-77
1/11/90	A	Detroit*	W	66-54
1/13/90	A	Butler*	W	56-51
1/18/90	H	Xavier*	W	59-51
1/20/90	H	Dayton*	L	68-88
1/22/90	H	Miami (Ohio) 2ot	W	84-71
1/25/90	A	Loyola*	W	53-50
1/27/90	H	Marquette*	W	70-66
1/30/90	H	No. Illinois	L	48-53
2/3/90	A	St. Louis*	L	52-73
2/8/90	H	Detroit* ot	L	77-78
2/10/90	H	Butler*	W	66-57
2/15/90	A	Xavier*	L	55-71
2/17/90	A	Dayton*	L	58-81
2/24/90	H	Loyola*	W	71-62
2/26/90	A	Marquette*	L	65-90
3/4/90	H	St. Louis*	W	87-83
3/8/90	N	Marquette \$	W	66-57
3/9/90	N	Xavier \$	L	78-89

* MCC Game \$ MCC Tournament & at Maui, Hawaii

1990-91 (14-14, 7-7 MCC)
Coach: Jim Crews

11/24/90	A	Miami (Oh.)	W	93-82
11/26/90	A	Ohio U.	L	68-75
12/1/90	H	Valparaiso	W	77-51
12/4/90	A	Northern Illinois	L	51-77
12/10/90	H	Indiana State	W	70-49
12/15/90	H	Cincinnati	L	48-58
12/18/90	A	Michigan State	L	76-81
12/20/90	H	Beth.-Cookman	W	84-72
12/22/90	H	Samford	W	76-49
12/29/90	H	Eastern Mich.	L	65-75
1/2/91	A	Siena	L	69-89
1/5/91	H	So. Illinois	W	75-72
1/10/91	H	Detroit*	W	64-60
1/12/91	H	Dayton*	W	78-76
1/17/91	A	Xavier*	L	85-100
1/19/91	A	Dayton*	L	61-74
1/24/91	H	Marquette*	L	57-68
1/28/91	A	Loyola*	W	79-64
1/31/91	A	St. Louis*	L	73-89
2/2/91	H	Loyola*	W	77-65
2/7/91	A	Detroit* ot	W	83-81
2/9/91	A	Butler* 2ot	W	136-128
2/14/91	H	Xavier*	L	56-69
2/16/91	H	Butler*	L	54-81
2/21/91	A	Marquette*	W	59-55
2/25/91	H	NE Illinois*	W	88-65
3/3/91	H	St. Louis*	L	66-74
3/7/91	A	Dayton \$	L	59-71

* MCC Game \$ MCC Tournament

1991-92 (24-6, 8-2 MCC)
Coach: Jim Crews

11/21/91	A	Oklahoma St. &	L	57-86
11/25/91	H	Cal St.-Northridge	W	60-44



All-Time Results

12/3/91	H	Austin Peay	W	98-78
12/7/91	H	Samford	W	74-50
12/9/91	H	Southern Utah	L	93-98
12/14/91	H	Southern Illinois ot	W	99-98
12/19/91	H	Coastal Carolina	W	80-57
12/21/91	A	Murray State	W	87-80
12/28/91	A	Arizona	L	76-83
12/30/91	N	Maryland	W	75-64
1/4/92	A	Dayton*	L	70-72
1/11/92	H	Butler*	W	88-83
1/13/92	H	Chicago State	W	95-80
1/18/92	A	Detroit Mercy*	W	86-65
1/22/92	H	NE Illinois	W	87-51
1/25/92	H	Loyola*	W	90-73
1/27/92	A	Indiana State	W	77-60
2/1/92	A	Xavier*	L	63-76
2/5/92	H	Valparaiso	W	87-65
2/8/92	H	Dayton*	W	58-52
2/15/92	A	Butler*	W	78-69
2/18/92	H	Indiana State	W	77-44
2/22/92	H	Xavier*	W	82-73
2/24/92	A	Eastern Michigan	W	81-75
2/29/92	H	Detroit Mercy*	W	74-62
3/3/92	A	Loyola*	W	80-57
3/9/92	H	Notre Dame	W	74-56
3/13/92	N	Loyola \$	W	65-49
3/14/92	N	Butler \$	W	95-76
3/20/92	N	Texas-El Paso #	L	50-55

* MCC Game \$ MCC Tournament
& Pre-Season NIT # NCAA Tournament

1992-93 (23-7, 12-2 MCC)
Coach: Jim Crews

12/1/92	H	Missouri-Rolla	W	82-73
12/6/92	A	Notre Dame	L	70-76
12/9/92	A	Valparaiso	W	84-77
12/12/92	H	Illinois State	W	86-67
12/14/92	A	Indiana State	L	55-58
12/19/92	H	Murray State ot	L	78-87
12/21/92	H	SE Missouri	W	92-68
12/29/92	H	Indiana State	W	64-46
1/2/93	A	Austin Peay ot	W	75-73
1/4/93	A	Southern Illinois	L	42-65
1/9/93	H	La Salle*	W	82-70
1/16/93	A	Butler*	W	77-62
1/20/93	A	Dayton*	W	73-65
1/23/93	H	Xavier*	L	68-74
1/25/93	H	Chicago State	W	116-54
1/28/93	H	Duquesne*	W	69-64
2/1/93	A	NE Illinois	W	72-62
2/3/93	A	Loyola *	W	108-70
2/6/93	H	Detroit Mercy*	W	82-58
2/11/93	A	La Salle*	W	63-41
2/13/93	A	Duquesne*	W	74-71
2/17/93	A	Xavier*	L	63-74
2/20/93	H	Dayton*	W	71-36
2/27/93	H	Butler*	W	84-72
3/4/93	A	Detroit Mercy*	W	66-65
3/7/93	H	Loyola*	W	62-44
3/11/93	N	Dayton \$	W	69-66
3/12/93	N	Butler \$	W	74-71
3/13/93	N	Xavier \$	W	80-69
3/18/93	N	Florida State #	L	70-82

* MCC Game \$ MCC Tournament
NCAA Tournament

1993-94 (21-11, 6-4 MCC)
Coach: Jim Crews

11/27/93	A	SE Missouri	W	76-60
12/1/93	H	Austin Peay	W	65-54
12/4/93	H	Southern Illinois	L	69-74
12/8/93	H	Western Mich	L	63-65
12/11/93	H	Valparaiso	W	77-69
12/14/93	H	Indiana State	W	75-56
12/18/93	H	Kent State	W	86-53
12/21/93	A	Illinois State	L	67-73
12/27/93	N	Clemson	W	81-80
12/29/93	A	Hawaii	L	62-67
12/30/93	N	Florida	L	63-66
1/3/94	H	Coastal Carolina	W	89-56

1/5/94	A	Indiana State	W	71-47
1/9/94	H	Walsh	W	88-56
1/15/94	A	La Salle* ot	W	92-81
1/19/94	A	Detroit Mercy*	L	68-80
1/22/94	H	Xavier*	W	91-61
1/26/94	A	Tennessee-Martin	W	87-69
1/29/94	H	Butler* 2ot	W	95-93
1/31/94	A	Chicago State	W	96-79
2/2/94	H	VCU	W	88-73
2/6/94	H	Detroit Mercy*	W	91-86
2/10/94	H	La Salle*	L	63-65
2/12/94	H	Loyola*	W	70-63
2/16/94	A	Loyola*	W	71-57
2/19/94	A	Butler*	L	75-77
2/21/94	H	Mo.-St. Louis	W	95-57
2/26/94	A	Xavier*	L	66-73
3/2/94	H	Tennessee-Martin	W	75-56
3/7/94	A	Butler \$	W	68-66
3/9/94	N	Detroit Mercy \$	L	65-70
3/16/94	H	Tulane %	L	63-76

* MCC Game \$ MCC Tournament
% NIT

1994-95 (18-9, 11-7 MVC)
Coach: Jim Crews

11/27/94	A	Western Michigan	W	63-51
12/3/94	N	Indiana	L	63-84
12/10/94	H	Illinois State*	W	78-51
12/14/94	H	South Alabama	W	110-64
12/17/94	H	Campbell	W	97-45
12/20/94	A	Wichita State*	L	61-63
12/23/94	A	South Alabama	W	95-68
12/31/94	H	Tenn.-Martin	W	83-41
1/3/95	H	New Hampshire	W	93-60
1/7/95	H	Missouri State*	W	77-63
1/11/95	A	Indiana State*	W	79-66
1/14/95	A	Tulsa* ot	L	66-72
1/16/95	H	Bradley*	L	67-68
1/21/95	H	Northern Iowa*	W	73-50
1/23/95	H	Southern Illinois*	W	71-70
1/26/95	H	Indiana State*	W	89-64
1/30/95	A	Missouri State*	W	66-57
2/4/95	H	Creighton*	W	85-54
2/6/95	A	Bradley* ot	L	70-76
2/8/95	A	Illinois State*	L	72-73
2/11/95	H	Tulsa*	L	54-64
2/16/95	H	Bethune-Cookman	W	97-62
2/18/95	A	Creighton*	W	69-59
2/20/95	A	Drake*	W	86-72
2/25/95	A	Southern Illinois*	L	69-70
2/27/95	H	Wichita State*	W	81-73
3/4/95	H	Bradley \$	L	64-79

* MVC Game \$ MVC Tournament

1995-96 (13-14, 9-9 MVC)
Coach: Jim Crews

11/28/95	H	Chicago State	W	111-69
12/2/95	H	Western Michigan	W	81-61
12/6/95	A	Michigan State	L	63-67
12/9/95	A	Wichita State*	W	91-74
12/16/95	H	North Texas	W	58-54
12/20/95	H	Indiana	L	48-76
12/23/95	A	Kent State	L	91-96
12/30/95	H	Creighton*	L	60-72
1/2/96	H	Fla. International	W	82-75
1/6/96	H	Tulsa*	L	57-67
1/13/96	A	Indiana State*	W	71-67
1/15/96	H	Northern Iowa*	W	77-64
1/17/96	A	Missouri State*	W	84-82
1/20/96	A	Vanderbilt	L	61-75
1/23/96	H	Bradley*	L	60-71
1/27/96	A	Southern Illinois*	W	80-68
1/30/96	H	Illinois State*	L	69-73
2/3/96	A	Drake*	L	61-65
2/5/96	A	Northern Iowa*	L	82-91
2/10/96	H	Drake*	W	80-69
2/12/96	A	Tulsa*	L	53-74
2/14/96	H	Indiana State*	W	73-52
2/18/96	A	Illinois State*	L	69-70
2/21/96	A	Bradley*	L	58-73

2/24/96	H	Southern Illinois*	W	96-64
2/26/96	H	Missouri State*	W	72-63
3/2/96	N	Tulsa \$	L	55-65

* MVC Game \$ MVC Tournament

1996-97 (17-14, 11-7 MVC)
Coach: Jim Crews

11/20/96	H	Drexel (NIT)	W	65-61
11/22/96	H	Iona (NIT)	W	44-41
11/24/96	H	Radford	W	68-47
11/27/96	N	Indiana (NIT) @	L	73-74
11/29/96	N	Tulsa (NIT) @	L	51-55
12/1/96	A	Tennessee-Martin	W	62-58
12/3/96	H	Robert Morris	W	64-50
12/7/96	A	Western Michigan	L	62-78
12/14/96	H	Butler	L	50-61
12/17/96	H	Michigan State	L	77-86
12/21/96	N	Indiana	L	57-75
12/29/96	H	Vanderbilt	W	66-61
1/2/97	H	Wichita State*	L	55-69
1/4/97	A	Illinois State*	L	67-80
1/7/97	A	Southern Illinois*	W	80-75
1/11/97	A	Bradley*	L	50-64
1/16/97	H	Drake*	W	69-62
1/19/97	H	Illinois State*	L	53-67
1/22/97	A	Indiana State*	W	70-59
1/25/97	H	Creighton*	W	70-63
1/27/97	H	Northern Iowa*	W	57-54
1/30/97	A	Drake*	W	59-54
2/2/97	A	Creighton*	L	62-75
2/5/97	H	Bradley*	W	58-55
2/8/97	H	Missouri State*	W	67-64
2/11/97	A	Northern Iowa*	L	63-75
2/15/97	A	Wichita State*	W	62-60
2/17/97	A	Missouri State*	L	66-74
2/22/97	H	Southern Illinois*	W	77-59
2/24/97	H	Indiana State*	W	76-72
3/1/97	N	Northern Iowa \$	L	65-73

* MVC Game \$ MVC Tournament
@ Chase NIT at Madison Square Garden

1997-98 (15-15, 9-9 MVC)
Coach: Jim Crews

11/15/97	H	Austin Peay	L	62-67
11/19/97	H	Wis.-Milwaukee	W	69-51
11/22/97	H	Morehead State	W	78-48
11/28/97	N	Rice &	L	54-59
11/29/97	A	P. R.-Mayaguez &	W	80-46
11/30/97	N	Pennsylvania &	W	90-66
12/6/97	H	Charleston So.	W	96-67
12/9/97	A	Indiana	L	73-85
12/13/97	A	Butler	L	46-63
12/20/97	A	Indiana State*	L	52-62
12/22/97	H	Eastern Illinois ot	L	75-79
12/28/97	H	Bradley*	W	59-57
12/31/97	H	Tennessee-Martin	W	78-64
1/3/98	H	Missouri State*	W	76-71
1/7/98	A	Southern Illinois*	W	82-72
1/10/98	A	Drake*	W	78-63
1/12/98	H	Southern Illinois*	W	77-69
1/17/98	H	Northern Iowa*	W	71-65
1/19/98	H	Drake*	W	66-52
1/24/98	A	Bradley*	W	71-53
1/26/98	A	Northern Iowa*	L	71-78
1/31/98	H	Wichita State*	L	57-62
2/2/98	H	Creighton*	L	76-85
2/8/98	A	Creighton*	L	66-80
2/10/98	A	Illinois State*	L	67-74
2/15/98	H	Indiana State*	W	76-73
2/18/98	H	Illinois State* ot	L	76-80
2/21/98	A	Wichita State*	L	56-80
2/23/98	A	Missouri State \$	L	62-74
2/28/98	N	Missouri State \$	L	59-60

* MVC Game \$ MVC Tournament
& San Juan Shootout

1998-99 (23-10, 13-5 MVC)
Coach: Jim Crews

11/14/98	H	Western Kentucky	W	70-65
11/18/98	A	Tennessee-Martin	W	83-70

All-Time Results



11/22/98...	H	... Sacred Heart	W	94-69
11/27/98...	N	... Saint Louis &	L	55-85
11/28/98...	A	... Hawaii-Hilo &	W	115-74
11/29/98...	N	... New Orleans &	W	73-61
12/5/98...	H	... Butler	L	60-66
12/8/98...	A	... Eastern Illinois	W	85-66
12/12/98...	A	... East Carolina	L	79-82
12/16/98...	H	... Tennessee Tech	W	96-56
12/19/98...	H	... Indiana State*	W	82-75
12/29/98...	A	... Morehead State	W	75-74
1/2/99...	A	... Drake*	W	89-76
1/4/99...	A	... Creighton*	W	84-79
1/7/99...	H	... Northern Iowa*	W	96-84
1/9/99...	H	... Wichita State*	W	83-73
1/13/99...	A	... Northern Iowa*	W	74-66
1/16/99...	H	... Illinois State*	L	80-81
1/20/99...	H	... Creighton*	L	80-90
1/23/99...	A	... Bradley*	L	65-98
1/27/99...	H	... Southern Illinois*	W	61-56
1/30/99...	H	... Drake*	W	76-63
2/4/99...	A	... Wichita State*	W	75-63
2/6/99...	A	... Missouri State*	W	65-62
2/10/99...	A	... Indiana State*	W	68-65
2/13/99...	A	... Southern Illinois*	L	65-80
2/17/99...	H	... Bradley*	W	62-47
2/20/99...	A	... Illinois State*	L	68-79
2/22/99...	H	... Missouri State* ot	W	68-65
2/27/99...	N	... Wichita State \$	W	79-71
2/28/99...	N	... Bradley \$	W	64-63
3/1/99...	N	... Creighton @	L	61-70
3/12/99...	N	... Kansas @	L	74-95

* MVC Game \$ MVC Tournament
& Big Island Invitational @ NCAA Tournament

1999-00 (18-12, 9-9 MVC)

Coach: Jim Crews				
11/20/99...	H	... IUPUI	W	74-61
11/23/99...	A	... Western Kentucky	W	52-47
11/26/99...	N	... Northwestern %	W	48-26
11/27/99...	N	... So. Mississippi % ot	L	71-77
11/28/99...	N	... Valparaiso %	W	71-66
12/4/99...	A	... Butler	L	45-73
12/8/99...	A	... Southern Illinois*	L	51-82
12/11/99...	H	... East Carolina	W	68-63
12/16/99...	H	... Tennessee-Martin	W	87-51
12/18/99...	H	... UNC-Greensboro	W	71-52
12/21/99...	H	... Morgan State	W	84-60
12/30/99...	H	... Eastern Illinois	W	92-69
1/2/00...	H	... Wichita State*	W	84-55
1/5/00...	A	... Drake*	W	67-64
1/8/00...	H	... Illinois State*	W	90-75
1/12/00...	H	... Drake*	W	70-62
1/15/00...	A	... Bradley*	L	58-61
1/17/00...	A	... Northern Iowa*	W	74-71
1/23/00...	H	... Creighton*	W	88-83
1/26/00...	A	... Missouri State*	L	44-75
1/28/00...	H	... Southern Illinois*	L	59-81
2/2/00...	H	... Bradley*	W	85-79
2/5/00...	A	... Wichita State*	L	75-86
2/12/00...	A	... Indiana State*	L	60-69
2/16/00...	H	... Missouri State*	L	74-81
2/20/00...	A	... Illinois State*	W	76-69
2/23/00...	H	... Northern Iowa*	W	67-58
2/26/00...	H	... Indiana State*	L	52-55
2/28/00...	A	... Creighton*	L	69-102
3/4/00...	N	... Southern Illinois \$	L	63-75

* MVC Game \$ MVC Tournament
% Hoop & Quill, St. Charles, Mo.

2000-01 (14-16, 9-9 MVC)

Coach: Jim Crews				
11/18/00...	H	... Western Kentucky	L	59-61
11/21/00...	A	... Bowling Green	L	87-92
11/25/00...	A	... Wis.-Green Bay	L	64-67
11/29/00...	H	... Georgia Southern	W	79-72
12/2/00...	H	... Butler	W	74-73
12/5/00...	A	... Eastern Illinois	L	73-91
12/9/00...	H	... Missouri State*	W	71-61
12/16/00...	H	... Elon	W	66-51
12/20/00...	N	... VCU &	L	82-90

12/21/00...	N	... PR-Mayaguez &	W	83-63
12/22/00...	N	... Northwestern &	L	52-68
12/30/00...	A	... Creighton*	L	57-87
1/1/01...	H	... Tennessee State ot	W	86-80
1/6/01...	H	... Drake*	W	63-62
1/11/01...	A	... Northern Iowa* ot	W	77-76
1/13/01...	A	... Bradley*	L	52-59
1/17/01...	H	... Indiana State*	L	66-77
1/20/01...	A	... Illinois State*	L	60-64
1/24/01...	H	... Creighton*	W	61-52
1/27/01...	H	... Bradley* ot	W	70-67
1/31/01...	A	... Drake*	L	55-80
2/3/01...	H	... Southern Illinois*	L	65-67
2/6/01...	A	... Wichita State*	W	77-74
2/10/01...	A	... Missouri State*	L	68-70
2/12/01...	H	... Illinois State* 2ot	L	87-94
2/15/01...	H	... Wichita State*	W	74-61
2/21/01...	A	... Indiana State*	L	42-78
2/24/01...	A	... Southern Illinois*	W	79-74
2/26/01...	H	... Northern Iowa*	W	60-54
3/3/01...	N	... Illinois State \$	L	77-81

* MVC Game \$ MVC Tournament & San Juan Shootout

2001-02 (7-21, 4-14 MVC)

Coach: Jim Crews				
11/17/01...	H	... Youngstown State	W	87-64
11/20/01...	A	... Western Kentucky	L	64-90
11/24/01...	A	... Tennessee State	L	78-101
11/27/01...	A	... Illinois-Chicago	L	61-64
12/3/01...	H	... Miami (Ohio) ot	W	67-63
12/5/01...	H	... Eastern Illinois	L	76-86
12/8/01...	A	... Butler	L	65-101
12/15/01...	H	... Bowling Green	L	72-84
12/22/01...	H	... Wis.-Green Bay	W	77-69
12/30/01...	H	... Missouri State*	L	82-93
1/2/02...	H	... Southern Illinois*	L	72-82
1/5/02...	A	... Indiana State*	L	40-45
1/9/02...	A	... Creighton*	L	74-88
1/13/02...	H	... Bradley*	W	60-55
1/16/02...	H	... Drake*	L	61-63
1/19/02...	A	... Wichita State*	L	63-81
1/21/02...	A	... Missouri State*	L	55-76
1/26/02...	H	... Creighton*	L	41-57
1/30/02...	A	... Southern Illinois*	L	62-101
2/2/02...	A	... Drake*	L	67-78
2/5/02...	H	... Northern Iowa*	W	83-77
2/9/02...	A	... Bradley*	L	62-67
2/13/02...	H	... Illinois State*	L	55-73
2/16/02...	H	... Indiana State*	L	71-82
2/19/02...	A	... Northern Iowa*	W	67-65
2/23/02...	H	... Wichita State* ot	W	83-81
2/25/02...	A	... Illinois State*	L	73-82
3/1/02...	N	... Northern Iowa \$	L	75-78

* MVC Game \$ MVC Tournament

2002-03 (12-16, 8-10 MVC)

Coach: Steve Merfeld				
11/22/02...	H	... Illinois-Chicago	W	73-68
11/27/02...	A	... Dayton	L	59-64
11/30/02...	A	... Eastern Illinois	L	89-94
12/3/02...	H	... Western Kentucky ot	W	81-76
12/7/02...	H	... Butler	L	64-77
12/19/02...	H	... Austin Peay	W	95-85
12/21/02...	H	... Murray State	L	58-76
12/23/02...	A	... Mississippi	L	69-87
12/30/02...	A	... Miami (Ohio)	W	66-58
1/4/03...	A	... Indiana State*	L	60-86
1/8/03...	H	... Southern Illinois*	L	84-90
1/11/03...	H	... Bradley*	W	93-79
1/15/03...	A	... #10 Creighton*	L	56-93
1/18/03...	A	... Missouri State*	L	51-70
1/23/03...	H	... #9 Creighton*	W	74-66
1/25/03...	H	... Illinois State*	W	85-74
1/29/03...	H	... Wichita State*	W	75-74
2/1/03...	A	... Northern Iowa*	L	61-63
2/3/03...	H	... Missouri State*	L	58-73
2/8/03...	A	... Drake*	W	62-51
2/10/03...	A	... Wichita State*	L	84-89
2/16/03...	H	... Northern Iowa*	W	83-63

2/19/03...	A	... Illinois State*	L	61-65
2/22/03...	H	... Drake*	W	73-81
2/26/03...	A	... Southern Illinois*	L	64-76
3/1/03...	A	... Bradley*	W	54-51
3/3/03...	H	... Indiana State*	W	77-69
3/8/03...	N	... Missouri State \$	L	51-65

* MVC Game \$ MVC Tournament

2003-04 (7-22, 5-13 MVC)

Coach: Steve Merfeld				
11/21/03...	H	... Illinois-Chicago	L	54-70
11/25/03...	A	... Illinois-Chicago	L	73-77
12/1/03...	A	... Austin Peay	L	54-62
12/6/03...	A	... Butler	L	64-65
12/13/03...	H	... Eastern Illinois	W	86-76
12/17/03...	H	... Mississippi	L	66-69
12/20/03...	A	... Western Kentucky	L	82-92
12/27/03...	A	... #22 Purdue	L	62-82
12/31/03...	A	... Indiana State*	L	52-72
1/3/04...	A	... Northern Iowa*	L	67-80
1/7/04...	H	... Missouri State* ot	L	85-95
1/11/04...	H	... Bradley*	W	84-69
1/14/04...	A	... So. Illinois*	L	63-81
1/17/04...	A	... Creighton*	L	53-72
1/21/04...	H	... Northern Iowa*	L	53-67
1/24/04...	H	... Wichita State*	L	66-86
1/28/04...	A	... Missouri State*	W	68-66
2/1/04...	H	... Creighton*	L	70-74
2/4/04...	A	... Bradley*	L	70-68
2/7/04...	H	... Drake*	W	77-68
2/11/04...	A	... Illinois State*	W	79-48
2/14/04...	A	... Wichita State*	L	73-90
2/18/04...	H	... #20 So. Illinois*	L	69-84
2/21/04...	A	... Central Michigan bb	L	73-90
2/25/04...	A	... Illinois State*	W	72-56
2/28/04...	A	... Drake*	L	71-81
3/1/04...	H	... Indiana State*	L	56-71
3/5/04...	N	... Indiana State \$	W	63-59
3/6/04...	N	... #15 So. Illinois \$	L	67-93

* MVC Game \$ MVC Tournament bb BracketBusters

2004-05 (11-17, 5-13)

Coach: Steve Merfeld				
11/19/04...	H	... Central Michigan	W	100-85
11/21/04...	H	... Coastal Carolina	W	87-80
11/28/04...	A	... Eastern Illinois	L	74-79
12/1/04...	H	... Tennessee-Martin	W	81-74
12/4/04...	H	... Austin Peay	W	67-58
12/6/04...	A	... Western Illinois	W	72-55
12/11/04...	H	... Western Kentucky	W	68-62
12/18/04...	N	... Purdue #	L	61-62
12/22/04...	H	... Creighton*	W	63-61
12/31/04...	A	... Wichita State*	L	81-91
1/2/05...	A	... Missouri State*	L	75-78
1/7/05...	H	... Northern Iowa*	W	92-73
1/9/05...	H	... Illinois State*	W	69-61
1/12/05...	H	... Southern Illinois*	L	57-69
1/15/05...	A	... Bradley*	L	76-81
1/17/05...	H	... Wichita State*	L	65-81
1/22/05...	H	... Indiana State*	W	64-59
1/25/05...	A	... Illinois State*	L	58-77
1/29/05...	A	... Southern Illinois*	L	55-79
2/2/05...	A	... Northern Iowa*	L	61-79
2/5/05...	H	... Drake* ot	L	72-76
2/12/05...	A	... Indiana State*	L	67-81
2/16/05...	H	... Bradley*	W	76-66
2/19/05...	H	... Loyola bb	L	64-68
2/22/05...	A	... Creighton*	L	64-69
2/26/05...	A	... Drake*	L	81-83
2/28/05...	H	... Missouri State*	L	68-76
3/5/05...	N	... Drake \$	L	68-82

* MVC Game \$ MVC Tournament bb BracketBuster # Consecro Fieldhouse (Indy)

2005-06 (10-19, 5-13 MVC)

Coach: Steve Merfeld				
11/18/05...	H	... Marshall	W	91-81
11/21/05...	A	... Loyola (Ill.)	L	86-99
11/26/05...	A	... Marshall	L	67-70



All-Time Results

12/3/05	H...Purdue	W	75-69
12/6/05	A...Western Kentucky	L	77-84
12/10/05	H...Western Illinois	W	70-63
12/17/05	H...Campbell	W	83-71
12/21/05	A...Austin Peay	L	71-74
12/28/05	H...Drake*	L	68-79
12/31/05	A...Northern Iowa*	L	60-71
1/5/06	H...Missouri State*	L	65-80
1/7/06	H...Indiana State*	W	63-58
1/11/06	A...Southern Illinois*	L	38-66
1/14/06	A...Bradley*	ot	62-90
1/16/06	A...Illinois State*	L	57-65
1/19/06	H...Wichita State*	L	62-69
1/22/06	A...Creighton*	L	58-77
1/25/06	H...Northern Iowa*	L	61-74
1/28/06	H...Bradley* ot	L	76-79
2/1/06	A...Wichita State*	L	66-74
2/4/06	H...Illinois State*	W	54-47
2/7/06	H...Creighton*	L	56-60
2/11/06	A...Drake*	W	69-68
2/14/06	A...Missouri State*	L	50-71
2/18/06	H...bbTenn.-Martin	L	62-69
2/21/06	H...Southern Illinois*	W	64-59
2/25/06	A...Indiana State*	W	77-75
3/2/06	N...Illinois State \$	W	52-45
3/3/06	N...Southern Illinois \$	L	55-71

* MVC Game \$ MVC Tournament
bb BracketBusters

2006-07 (14-17, 6-12) Coach: Steve Merfeld

11/13/06	A...Lipscomb	L	64-67
11/17/06	H...Miami (FL) ^	L	69-74
11/18/06	H...Cleveland State ^	W	63-49
11/19/06	H...Buffalo ^	W	74-44
11/27/06	H...S.E. Missouri	W	65-45
11/29/06	A...Tennessee-Martin	W	75-57
12/3/06	A...Missouri	L	54-73
12/5/06	H...Valparaiso	W	69-64
12/9/06	H...Illinois State*	W	69-41
12/16/06	H...Lipscomb	W	80-73
12/18/06	A...Austin Peay	W	80-75
12/22/06	A...#16 Butler	L	65-76
12/28/06	H...Drake*	W	78-57
12/30/06	A...Bradley*	L	78-85
1/3/07	A...Northern Iowa*	L	61-64
1/6/07	H...Creighton*	L	62-75
1/9/07	A...Missouri State*	L	54-106
1/13/07	A...Wichita State*	L	56-69
1/17/07	H...Southern Illinois*	W	75-68
1/21/07	H...Missouri State*	W	63-56
1/24/07	A...Indiana State*	W	50-49
1/27/07	H...Wichita State*	L	61-66
1/30/07	A...Illinois State*	L	61-65
2/3/07	H...Northern Iowa*	L	71-79
2/7/07	A...Creighton*	L	74-79
2/11/07	H...Indiana State*	W	76-61
2/14/07	H...Bradley*	L	71-72
2/17/07	A...bbSamford	W	69-65
2/21/07	A...Drake*	L	79-82
2/24/07	A...#13 Southern Illinois*	L	69-76
3/1/07	N...Drake \$ ot	L	96-101

^America's Youth Classic (1st) * MVC Game
bb BracketBusters \$ MVC Tournament

2007-08 (9-21, 3-15 MVC) Coach: Marty Simmons

11/11/07	H...Samford	L	49-50
11/17/07	H...Butler	L	47-60
11/20/07	A...S.E. Missouri	L	77-87
11/24/07	A...Ball State	W	51-50
12/1/07	A...Buffalo	L	60-81
12/5/07	H...Princeton	W	53-32
12/8/07	H...Austin Peay	W	72-62
12/11/07	A...Valparaiso	L	67-75
12/15/07	H...Hanover	W	57-44
12/22/07	H...Norfolk State	W	80-71
12/29/07	H...Indiana State*	L	56-70
1/2/08	A...Northern Iowa*	L	51-64
1/6/08	H...Drake*	L	68-71

1/9/08	A...Creighton*	L	59-77
1/12/08	A...Illinois State*	L	66-74
1/15/08	H...Southern Illinois*	L	67-80
1/19/08	A...Bradley*	L	76-77
1/23/08	A...Indiana State*	L	42-72
1/26/08	H...Missouri State*	W	84-65
1/29/08	A...Southern Illinois*	L	39-59
2/2/08	H...Bradley*	L	59-72
2/6/08	H...Wichita State*	W	64-56
2/9/08	A...Drake*	L	65-73
2/13/08	H...Creighton*	W	60-56
2/16/08	A...Missouri State*	L	38-76
2/20/08	H...Illinois State*	L	47-49
2/23/08	A...Eastern Illinois bb	W	63-55
2/26/08	A...Wichita State*	L	54-68
3/1/08	H...Northern Iowa*	L	68-71
3/6/08	N...Missouri State \$	L	46-69

*MVC Game \$ MVC Tournament
bb BracketBusters

2008-09 (17-14, 8-10 MVC) Coach: Marty Simmons

11/15/08	H...Austin Peay	W	70-62
11/18/08	H...Oakland City	W	75-51
11/22/08	H...Buffalo	W	64-49
11/29/08	A...Butler	L	59-75
12/2/08	H...SIU-Edwardsville	W	89-58
12/6/08	H...Ball State	W	73-63
12/10/08	H...Eastern Illinois	W	80-76
12/13/08	H...Western Kentucky	W	72-40
12/18/08	A...North Carolina	L	73-91
12/20/08	H...North Carolina A&T	W	73-66
12/28/08	H...Drake*	W	76-65
12/31/08	A...Illinois State*	L	50-80
1/4/09	A...Indiana State*	W	65-59
1/7/09	H...Missouri State* ot	W	66-61
1/10/09	A...Southern Illinois*	L	63-70
1/13/09	H...Northern Iowa*	L	47-58
1/17/09	H...Indiana State*	W	63-57
1/20/09	H...Creighton*	L	57-79
1/25/09	A...Wichita State*	L	50-51
1/29/09	A...Drake*	W	65-62
1/31/09	H...Southern Illinois*	W	60-54
2/4/09	A...Missouri State*	L	62-65
2/7/09	H...Wichita State*	W	61-52
2/11/09	H...Illinois State*	L	68-70
2/14/09	A...Bradley*	L	79-86
2/17/09	A...Creighton*	L	84-89
2/21/09	H...Miami (Ohio) bb	W	75-61
2/25/09	H...Bradley*	W	56-49
2/28/09	A...Northern Iowa*	L	62-69
3/6/09	N...Illinois State \$	L	68-78
3/18/09	H...Belmont %	L	76-92

*MVC Game \$ MVC Tournament
% Collegelsider.com (CIT) bb BracketBusters

2009-10 (9-21, 3-15 MVC) Coach: Marty Simmons

11/14/09	H...Oakland City	W	92-66
11/18/09	H...SIU-Edwardsville	W	76-46
11/21/09	H...Butler	L	60-64
11/28/09	A...Miami (Ohio)	L	58-82
12/1/09	A...Tennessee Tech 2otW	W	91-90
12/4/09	H...Alabama State	W	61-57
12/8/09	A...Western Kentucky	L	57-63
12/17/09	H...Georgia Southern	W	75-58
12/19/09	H...Tennessee Martin	W	84-63
12/22/09	A...Austin Peay	L	68-71
12/29/09	H...Missouri State*	L	60-74
1/1/10	A...Northern Iowa*	L	46-65
1/3/10	H...Creighton*	L	64-72
1/6/10	H...Illinois State*	L	63-82
1/10/10	A...Indiana State*	L	55-69
1/13/10	A...Illinois State*	L	56-70
1/16/10	H...Southern Illinois*	L	57-65
1/20/10	H...Drake*	L	65-72
1/23/10	A...Bradley*	L	64-74
1/27/10	A...Missouri State*	L	66-76
1/31/10	H...Indiana State*	L	56-63
2/3/10	A...Creighton*	L	71-84

2/6/10	H...Bradley*	L	63-83
2/9/10	H...Wichita State*	W	65-62
2/13/10	A...Southern Illinois*	L	64-80
2/17/10	A...Wichita State* ot	L	70-76
2/20/10	H...UIC bb	L	80-82
2/23/10	H...#22 Northern Iowa*W	W	55-54
2/27/10	A...Drake*	W	56-53
3/4/10	N...Missouri State \$	L	46-52

2010-11 (16-16, 9-9 MVC) Coach: Marty Simmons

11/13/10	H...Oakland City	W	82-42
11/17/10	H...UTSA	W	77-73
11/21/10	A...Indiana	L	54-67
11/24/10	A...Middle Tennessee	L	70-82
11/27/10	A...Butler ot	W	71-68
12/5/10	A...Air Force @	L	56-57
12/8/10	H...North Carolina	L	49-76
12/11/10	H...Md. Eastern Shore	W	90-56
12/18/10	H...Middle Tennessee	W	81-79
12/23/10	H...Norfolk State	W	87-69
12/29/10	A...Wichita State*	L	57-91
1/1/11	H...Indiana State*	W	64-59
1/4/11	A...Northern Iowa*	L	53-65
1/7/11	A...Missouri State*	L	50-65
1/9/11	H...Creighton*	L	69-74
1/12/11	H...Drake*	W	67-51
1/15/11	A...Illinois State*	W	59-54
1/18/11	A...Southern Illinois*	L	55-67
1/23/11	H...Bradley*	W	70-67
1/26/11	A...Indiana State*	W	66-63
1/29/11	H...Southern Illinois*	W	66-49
2/2/11	H...Missouri State*	W	77-65
2/5/11	A...Creighton*	L	69-75
2/8/11	H...Northern Iowa*	W	70-62
2/12/11	A...Bradley*	L	54-68
2/15/11	H...Wichita State*	L	74-80
2/19/11	A...Murray State bb	L	47-72
2/23/11	A...Drake*	L	69-87
2/26/11	H...Illinois State*	W	73-67
3/4/11	N...Indiana State \$	L	50-52
3/15/11	N...Hofstra %	W	77-70
3/21/11	A...Boise State %	L	69-75

*MVC Game \$ MVC Tournament
% CBI Tournament bb BracketBusters
@ MVC/Mountain West Challenge

2011-12 (16-16, 9-9 MVC) Coach: Marty Simmons

11/12/11	H...Butler ot	W	80-77
11/16/11	H...Indiana	L	73-94
11/19/11	H...Oakland City	W	80-53
11/23/11	A...UIC	L	75-79
11/29/11	H...Alabama State	W	62-55
12/3/11	H...TCU @ ot	L	68-70
12/6/11	A...North Carolina	L	48-97
12/10/11	H...North Carolina A&T	W	86-65
12/17/11	H...Tennessee Tech	L	70-72
12/20/11	A...Miami (OH)	W	77-75
12/29/11	H...Southern Illinois*	W	78-60
1/1/12	A...Northern Iowa*	W	76-65
1/4/12	H...Wichita State*	L	66-67
1/7/12	A...Illinois State*	L	73-75
1/10/12	A...Indiana State*	L	78-80
1/13/12	H...Drake*	L	60-69
1/15/12	A...Missouri State* ot	W	87-82
1/18/12	H...Bradley*	W	90-67
1/21/12	H...Illinois State*	W	79-71
1/25/12	A...Wichita State*	L	74-86
1/29/12	H...Indiana State* 2ot	L	81-90
2/1/12	A...Bradley*	W	92-62
2/4/12	A...Southern Illinois*	L	52-53
2/7/12	H...Creighton*	W	65-57
2/12/12	A...Drake*	L	54-78
2/15/12	H...Northern Iowa*	W	63-62
2/18/12	H...Western Illinois bb	W	68-45
2/21/12	A...Creighton* ot	L	92-93
2/25/12	H...Missouri State* ot	W	75-70
3/2/12	N...Missouri State \$	W	72-64
3/3/12	N...Creighton \$	L	71-99

All-Time Results



3/13/12..... H.... Princeton %L86-95
 *MVC Game \$ MVC Tournament
 % CBI Tournament bb BracketBusters
 @ MVC/Mountain West Challenge

2012-13 (21-15, 10-8 MVC)

Coach: Marty Simmons
 11/10/12... A.... Notre Dame !L49-58
 11/15/12... H.... Buffalo !L50-56
 11/16/12... H.... Yale !W66-56
 11/17/12... H.... Western Illinois !..... W49-44
 11/20/12... A.... Tennessee Tech W62-50
 11/26/12... H.... Alabama A&M W72-46
 12/1/12.... A.... Colorado StateL72-79
 12/5/12.... H.... Miami (OH) W94-68
 12/8/12.... H.... Murray StateL70-82
 12/15/12... H.... Alabama State W80-67
 12/18/12... H.... Oakland City W103-69
 12/22/12... A.... ButlerL67-75
 12/29/12... A.... Creighton*L70-87
 1/2/13.... H.... Missouri State* ot. W62-59
 1/5/13.... H.... Southern Illinois* W85-68
 1/9/13.... A.... Northern Iowa* W62-59
 1/13/13... H.... Wichita State*W71-67
 1/16/13... A.... Drake*L69-83
 1/19/13... A.... Indiana State*L62-72
 1/23/13... H.... Bradley*W66-56
 1/26/13... A.... Illinois State*L62-67
 1/29/13... H.... Northern Iowa* ot. W54-51
 2/2/13.... A.... Missouri State*L61-62
 2/5/13.... A.... Bradley*L70-76
 2/10/13... H.... Drake* ot.W84-78
 2/13/13... A.... Southern Illinois* L56-65
 2/16/13... H.... Creighton*L68-71
 2/20/13... H.... Illinois State*W79-62
 2/23/13... A.... Wright State bbW70-58
 2/27/13... A.... Wichita State*W59-56
 3/2/13.... H.... Indiana State W84-68
 3/8/13.... N.... Indiana State \$L50-51
 3/19/13... H.... Tennessee State % W84-72
 3/23/13... N.... Eastern Kentucky # W86-72
 3/26/13... A.... Canisius %W84-83
 3/30/13... A.... East Carolina %L58-81

*MVC Game \$ MVC Tournament
 % Collegelinsider.com Tournament
 # CIT game played at USI bb BracketBusters
 @ MVC/Mountain West Challenge
 ! Coaches vs. Cancer Classic

2013-14 (14-19, 6-12 MVC)

Coach: Marty Simmons
 11/9/13.... H.... Martin Methodist ... W87-69
 11/12/13... A.... IUPUIW84-78
 11/18/13... H.... Mercer #W89-76
 11/20/13... H.... Valparaiso #W100-92
 11/23/13... H.... Anderson #W91-68
 11/26/13... A.... IndianaL46-77
 11/30/13... A.... Ohio U. #L59-81
 12/4/13.... A.... Murray StateL63-65
 12/7/13.... H.... Miami (Ohio)W78-65
 12/10/13... A.... XavierL60-63
 12/14/13... H.... Jackson StateL51-57
 12/21/13... H.... ButlerL59-68
 12/28/13... H.... GramblingW96-61
 1/1/14.... A.... Drake*L66-94
 1/4/14.... H.... Indiana State*L62-81
 1/8/14.... H.... Northern Iowa*L53-80
 1/11/14... A.... Southern Illinois* W75-69
 1/15/14... A.... Illinois State* ot.L78-79
 1/18/14... H.... Loyola*W53-48
 1/21/14... A.... Missouri State*L61-64
 1/26/14... H.... Bradley*W66-60
 1/29/14... A.... Northern Iowa*L81-95
 2/1/14.... A.... Wichita State*L67-81
 2/5/14.... H.... Missouri State*L54-66
 2/9/14.... A.... Bradley*L66-83
 2/12/14... H.... Illinois State* ot. W104-98
 2/16/14... H.... Wichita State*L68-84
 2/19/14... A.... Indiana State*L54-59
 2/22/14... H.... Southern Illinois* L56-61

2/25/14.... H.... Drake*W61-48
 3/1/14.... A.... Loyola*W75-72
 3/6/14.... N.... Drake \$W69-61
 3/7/14.... N.... Wichita State \$L58-80

*MVC Game \$ MVC Tournament
 # Ohio Classic bb BracketBusters
 Collegelinsider.com Tournament Champions

2014-15 (24-12, 9-9 MVC)

Coach: Marty Simmons
 11/15/14... H.... EarlhamW116-45
 11/19/14... A.... Miami OHW69-50
 11/24/14... N.... Fresno State^W58-52
 11/25/14... N.... Green Bay^L62-64
 11/26/14... N.... San Francisco^W79-72
 12/2/14.... H.... Wright StateW86-78
 12/6/14.... H.... IUPUIW89-62
 12/9/14.... A.... BelmontW65-62
 12/13/14... H.... Murray StateL79-81
 12/18/14... H.... Ohio U. ot.W81-69
 12/21/14... H.... Alabama StateW81-63
 12/28/14... H.... Coppin StateW85-80
 1/1/15.... H.... UNI*W52-49
 1/4/15.... A.... Indiana State*L75-79
 1/7/15.... H.... Loyola*L70-71
 1/10/15... A.... Bradley*W66-56
 1/14/15... A.... Missouri State*W56-54
 1/17/15... H.... Wichita State*L41-61
 1/21/15... A.... Loyola*W65-56
 1/24/15... H.... Southern Illinois* W75-66
 1/27/15... H.... Indiana State*W89-78
 1/31/15... A.... Drake*L65-70
 2/3/15.... A.... Illinois State*L51-77
 2/7/15.... H.... Bradley*L53-56
 2/10/15... H.... Missouri State*W73-66
 2/14/15... A.... Southern Illinois* W72-64
 2/17/15... H.... Drake*W61-52
 2/22/15... A.... Wichita State*L43-62
 2/25/15... A.... UNI*L57-68
 2/28/15... H.... Illinois State* ot.L67-69
 3/6/15.... N.... Illinois State \$L67-71
 3/18/15... H.... IPFW %W82-77
 3/23/15... A.... Eastern Illinois % W83-68
 3/26/15... A.... Louisiana %W89-82
 3/31/15... H.... UT Martin %W79-66
 4/2/15.... H.... Northern Arizona % W71-65

*MVC Game \$ MVC Tournament
 % Collegelinsider.com Tournament
 ^ Gulf Coast Showcase - Estero, Fla.

2015-16 (25-9, 12-6 MVC)

Coach: Marty Simmons
 11/15/15... H.... SEMOW80-65
 11/17/15... H.... MarianW84-59
 11/21/15... H.... BelmontW93-88
 11/26/15... N.... Providence&L64-74
 11/27/15... N.... Santa Clara&W69-57
 11/29/15... N.... UC IrvineW75-56
 12/1/15... H.... Alabama StateW88-56
 12/5/15... A.... Murray State otW85-81
 12/8/15... A.... ArkansasL76-89
 12/12/15... H.... Mississippi Valley StW95-60
 12/17/15... H.... Norfolk StateW84-70
 12/20/15... A.... Fresno State#W85-77
 12/22/15... H.... Alabama A&MW91-70
 12/30/15... H.... Indiana State*W70-62
 1/2/16.... A.... Missouri State*W76-59
 1/6/16.... A.... Wichita State*L64-67
 1/9/16.... H.... Bradley*W67-35
 1/12/16... H.... Drake*W84-65
 1/15/16... A.... Illinois State*W66-55
 1/19/16... H.... Loyola*W74-66
 1/24/16... A.... Indiana State*L65-82
 1/28/16... A.... Southern Illinois* otW85-78
 1/31/16... H.... Wichita State*L65-78
 2/3/16.... A.... UNI*L54-57
 2/6/16.... H.... Missouri State*W83-64
 2/11/16... H.... Illinois State*L60-70
 2/14/16... A.... Loyola*W74-73
 2/17/16... A.... Drake*W80-74

2/20/16.... H.... Southern Illinois* W83-71
 2/23/16... A.... Bradley*W67-55
 2/27/16... H.... UNI*L52-54
 3/4/16.... N.... Missouri State\$W66-56
 3/5/16.... N.... Indiana State\$W68-42
 3/6/16.... N.... UNI\$L54-56

*MVC Game \$ MVC Tournament
 & Wooden Legacy, Anaheim, Calif.
 # MVC/Mountain West Challenge

2016-17 (16-17, 6-12 MVC)

Coach: Marty Simmons
 11/11/16... A.... LouisvilleL47-78
 11/14/16... H.... Alcorn StateW82-59
 11/19/16... H.... Morehead StateW69-56
 11/25/16... N.... Toledo & 20TL79-83
 11/26/16... N.... UNC Wilmington & L62-65
 11/27/16... N.... Middle Tennessee St.L55-66
 11/30/16... H.... WabashW83-39
 12/3/16.... H.... Boise State#W72-67
 12/6/16.... H.... Bowling GreenW69-66
 12/10/16... H.... Murray StateW78-46
 12/14/16... H.... Norfolk StateW85-66
 12/17/16... A.... Austin PeayW77-69
 12/22/16... H.... Mt. St. JosephW68-55
 12/29/16... A.... Illinois State*L50-62
 1/1/17.... H.... UNI*W70-58
 1/4/17.... H.... Bradley*L63-74
 1/8/17.... A.... Drake*L76-88
 1/11/17... A.... Missouri State*L51-55
 1/14/17... H.... Southern Illinois*L61-73
 1/17/17... H.... Wichita State*L65-82
 1/21/17... A.... Loyola*L61-67
 1/25/17... A.... UNI*L54-61
 1/29/17... H.... Illinois State*L59-69
 2/1/17.... A.... Indiana State* OTL84-85
 2/4/17.... H.... Missouri State*W74-66
 2/8/17.... H.... Loyola*W60-58
 2/11/17... A.... Southern Illinois* W75-70
 2/14/17... H.... Drake*W87-70
 2/18/17... A.... Bradley*L72-84
 2/21/17... A.... Wichita State*L83-109
 2/25/17... H.... Indiana State*W65-63
 3/2/17.... N.... Indiana State \$W83-72
 3/3/17.... N.... Illinois State \$L69-80

*MVC Game \$ MVC Tournament
 & Challenge in Music City, Nashville, Tenn.
 # MVC/Mountain West Challenge

2017-18 (17-15, 7-11 MVC)

Coach: Marty Simmons
 11/10/17... H.... Arkansas StateW77-63
 11/13/17... H.... NC CentralW68-55
 11/16/17... H.... SEMO %W66-50
 11/18/17... H.... BinghamtonW66-61
 11/21/17... N.... Fresno State %W59-57
 11/22/17... N.... Louisiana Tech %L61-63
 11/29/17... A.... New Mexico #L58-79
 12/2/17... H.... Oakland CityW98-56
 12/5/17... A.... Bowling GreenW91-76
 12/9/17... H.... CanisiusW65-58
 12/16/17... H.... Austin Peay OTW78-74
 12/17/17... H.... MidwayW79-52
 12/20/17... A.... DukeL40-104
 12/23/17... H.... Illinois State*L66-72
 12/30/17... A.... Loyola*L59-66
 1/3/18.... A.... Southern Illinois*L63-65
 1/6/18.... H.... Bradley*W68-44
 1/10/18... H.... Missouri State*W64-55
 1/13/18... A.... Drake*L65-81
 1/17/18... H.... Indiana State*L66-71
 1/20/18... A.... Bradley*L53-66
 1/24/18... A.... Valparaiso*W75-65
 1/27/18... H.... Drake*W77-73
 1/31/18... H.... UNI*W57-49
 2/3/18.... A.... Illinois State*L71-75
 2/7/18.... H.... Valparaiso*W63-59
 2/10/18... A.... Missouri State*L55-72
 2/13/18... A.... UNI*L41-47
 2/18/18... H.... Loyola*L66-76



All-Time Results

2/21/18... A... Indiana State*.....L53-58
 2/24/18... H... Southern Illinois*... W75-44
 3/1/18... N... UNI \$L50-60
 *MVC Game \$ MVC Tournament
 % - Cancun Challenge # MVC/Mountain West

2018-19 (11-21, 5-13 MVC)
 Coach: Walter McCarty

11/8/18... A... Illinois %.....L60-99
 11/10/18... A... Xavier %.....L85-91
 11/15/18... H... Kentucky Wesleyan%W...92-72
 11/18/18... H... Texas Southern % . W85-63
 11/24/18... A... Ball StateL72-82
 11/28/18... H... Wyoming #W86-78
 12/1/18... H... AlbionW65-49
 12/4/18... A... Arkansas StateL77-87
 12/9/18... H... Ball StateW89-77
 12/15/18... H... Jacksonville State...L50-55
 12/18/18... A... Murray StateL64-66
 12/22/18... H... Green BayW80-75
 12/30/18... A... Miami OH.....L67-70
 1/2/19... H... Drake* 2OTW82-77
 1/5/19... A... Illinois State*.....L46-58
 1/8/19... H... Loyola*.....W67-48
 1/12/19... H... Indiana State*.....L66-72
 1/16/19... A... Missouri State*.....W70-64
 1/19/19... H... Illinois State*.....L70-78
 1/23/19... A... Drake*.....L66-78
 1/26/19... A... UNI*.....L74-81
 1/30/19... H... Bradley*.....L73-81
 2/2/19... H... Valparaiso*.....W64-53
 2/6/19... A... Indiana State*.....L62-85
 2/9/19... A... Southern Illinois*.....L73-78
 2/13/19... H... Missouri State*.....L56-68
 2/17/19... H... UNI*.....L58-73
 2/20/19... A... Loyola*.....L58-70
 2/23/19... A... Bradley*.....L61-63
 2/27/19... H... Southern Illinois*.....L91-98
 3/2/19... A... Valparaiso*.....W65-63
 3/7/19... N... Illinois State \$.....L60-65

*MVC Game \$ MVC Tournament
 % - Maui on the Mainland

MVC/Mountain West Challenge
 2019-20 (9-23, 0-18 MVC)

Coaches: Walter McCarty (9-4) & Bennie Seltzer (0-6) @ Todd Lickliter (0-13)@
 11/9/19... H... Ball StateW79-75
 11/12/19... A... #1 KentuckyW67-64
 11/14/19... H... IU KokomoW89-71
 11/18/19... H... SMUL57-59
 11/22/19... N... East Carolina %L68-85
 11/23/19... N... George Washington % L...70-78
 11/24/19... N... Morgan State % 3OT W 115-112
 11/30/19... A... IUPUI.....W70-64
 12/4/19... H... Western Illinois.....W90-86
 12/7/19... H... Miami OhioW101-87
 12/14/19... A... Green BayW72-62
 12/16/19... A... Jacksonville State...L59-85
 12/21/19... H... Murray State OT W...78-76
 12/31/19... A... Missouri State*.....L52-65
 1/4/20... H... Valparaiso* OTL79-81
 1/8/20... H... Bradley*.....L52-72
 1/11/20... A... Loyola*.....L44-78
 1/15/20... A... Indiana State*.....L42-65
 1/18/20... H... Missouri State*.....L58-68
 1/22/20... H... Drake*.....L50-73
 1/26/20... A... Valparaiso*.....L65-67
 1/29/20... A... Illinois State*.....L66-77
 2/1/20... H... UNI*.....L68-80
 2/5/20... H... Southern Illinois* OT L...60-64
 2/9/20... A... Bradley*.....L58-69
 2/12/20... H... Loyola*.....L66-73
 2/16/20... A... Drake*.....L80-85
 2/20/20... A... Southern Illinois*.....L53-70
 2/23/20... H... Indiana State*.....L62-64
 2/26/20... A... UNI*.....L64-84
 2/29/20... H... Illinois State*.....L60-71
 3/5/20... N... Valparaiso \$L55-58

*MVC Game \$ MVC Tournament
 % - Islands of the Bahamas Showcase

& Walter McCarty coached the first 13 games of the 2019-20 season before being placed on administrative leave on 12/27/19. He was terminated on 1/21/20.

^ Bennie Seltzer was the interim head coach from 12/27/19 through 1/21/20. He went 0-6 over that span.

@ Todd Lickliter was named the permanent head coach on 1/21/20 and coached his first game against Drake on 1/22/20.

2020-21 (9-16, 7-11 MVC)

Coach: Todd Lickliter

11/25/20... A... Louisville^.....L44-79
 11/27/20... N... Prairie View A&M^.....L61-64
 12/2/20... A... UT Martin 2OTL87-93
 12/9/20... H... Eastern Illinois.....W68-65
 12/15/20... H... SEMO OTW66-63
 12/21/20... H... BelmontL63-72
 12/27/20... A... Southern Illinois*.....L57-63
 12/28/20... A... Southern Illinois*.....W84-72
 1/2/21... H... UNI*.....W65-61
 1/3/21... H... UNI*.....W70-64
 1/9/21... H... Illinois State*.....W57-48
 1/10/21... H... Illinois State*.....L68-73
 1/16/21... A... Bradley*.....L60-69
 1/17/21... A... Bradley*.....L55-86
 1/31/21... H... Valparaiso*.....W70-52
 2/1/21... H... Valparaiso*.....W58-51
 2/6/21... A... Loyola*.....L55-68
 2/7/21... A... Loyola*.....L58-69
 2/14/21... H... Indiana State*.....L70-76
 2/17/21... A... Indiana State*.....L73-87
 2/21/21... A... Drake*.....L71-85
 2/22/21... A... Drake*.....L63-74
 2/26/21... H... Missouri State*.....L81-90
 2/27/21... H... Missouri State*.....W72-63
 3/5/21... N... Indiana State \$.....L43-53

*MVC Game \$ MVC Tournament

2021-22 (6-24, 2-16 MVC)

Coach: Todd Lickliter

11/9/21... A... Cincinnati.....L43-65
 11/11/21... H... IUPUI.....W60-40
 11/13/21... A... BelmontL43-81
 11/16/21... H... DePauwW69-58
 11/20/21... H... UCFL59-75
 11/22/21... N... Rice %.....3OT L 104-109
 11/23/21... N... Vermont %.....L49-58
 11/24/21... N... Akron %.....L60-69
 11/28/21... A... Eastern Illinois.....W70-54
 12/1/21... H... Southern Illinois*.....L52-54
 12/4/21... H... Tennessee Tech.....W59-51
 12/8/21... A... SEMOL73-75
 1/2/22... A... UNI*.....L61-83
 1/8/22... H... Drake*.....L59-60
 1/12/22... A... Bradley*.....L47-79
 1/18/22... H... Loyola*.....L48-77
 1/21/22... A... Illinois State*.....L56-94
 1/23/22... H... Illinois State*.....W56-53
 1/26/22... H... UNI*.....L59-64
 1/29/22... A... Missouri State*.....L58-72
 2/5/22... H... Bradley*.....L41-76
 2/8/22... A... Indiana State*.....W65-56
 2/10/22... H... Indiana State* .2OT L 77-80
 2/12/22... A... Southern Illinois*.....L62-69
 2/16/22... A... Drake*.....L51-73
 2/19/22... H... Valparaiso*.....L56-72
 2/21/22... A... Valparaiso*.....L69-74
 2/23/22... A... Loyola*.....L31-82
 2/26/22... H... Missouri State*.....L79-88
 3/3/22... N... Valparaiso \$L59-81

*MVC Game \$ MVC Tournament
 % - Gulf Coast Showcase

2022-23 (5-27, 1-19 MVC)

Coach: David Ragland

11/7/22... A... Miami OhioW78-74
 11/12/22... A... Saint Louis.....L65-83
 11/16/22... H... SEMOL61-67
 11/19/22... A... SMUL47-55
 11/23/22... A... UCFL56-76
 11/25/22... N... South Alabama %.....L67-78
 11/26/22... N... Robert Morris %.....W54-53
 11/27/22... N... Fairfield %.....L56-63
 11/30/22... H... Southern Illinois*.....L53-80
 12/3/22... A... UNI*.....L55-72
 12/7/22... H... CampbellW72-66
 12/10/22... A... Ball StateL69-88
 12/12/22... H... BellarmineW73-61
 12/29/22... A... Indiana State*.....L63-91
 1/1/23... H... Murray State*.....L61-78
 1/4/23... A... Missouri State*.....L62-85
 1/7/23... H... Illinois State*.....L61-69
 1/11/23... A... Bradley*.....L46-91
 1/14/23... H... Valparaiso*.....L69-76
 1/17/23... A... Southern Illinois*.....L70-77
 1/21/23... H... Drake*.....L61-97
 1/25/23... H... Belmont*.....L64-73
 1/28/23... A... Valparaiso*.....L69-81
 2/1/23... H... Indiana State*.....L65-83
 2/4/23... A... UIC*.....L61-70
 2/8/23... H... UNI*.....W71-59
 2/12/23... H... Missouri State*.....L60-66
 2/15/23... A... Belmont*.....L63-95
 2/18/23... A... Murray State*.....L58-74
 2/22/23... H... UIC*.....L76-82
 2/26/23... A... Illinois State*.....L53-72
 3/2/23... N... Indiana State \$.....L58-97

*MVC Game \$ MVC Tournament
 % - Hostilo Hoops Community Classic

2023-24 (17-18, 6-14 MVC)

Coach: David Ragland

11/6/23... H... Miami OhioW72-64
 11/9/23... H... UHSP.....W116-46
 11/15/23... A... SEMOW76-57
 11/18/23... H... Ball StateW74-50
 11/24/23... A... Chattanooga % OT W 85-77
 11/25/23... N... SEMO %.....W93-74
 11/29/23... A... Missouri State*.....L78-90
 12/2/23... H... UNI* OTW91-89
 12/5/23... A... BYUL55-96
 12/16/23... A... BellarmineW70-61
 12/18/23... H... UT MartinW98-91
 12/20/23... H... Tennessee Tech.....W82-51
 12/29/23... A... Cincinnati.....L58-76
 1/3/24... A... Indiana State*.....L73-87
 1/6/24... H... Murray State*.....L59-81
 1/10/24... A... Bradley*.....L50-86
 1/13/24... H... Missouri State*.....L64-74
 1/17/24... H... Valparaiso*.....W78-75
 1/20/24... A... Drake*.....L48-97
 1/23/24... A... UNI*.....L63-70
 1/27/24... H... Illinois State*.....W58-54
 1/31/24... H... UIC*.....W77-60
 2/3/24... A... Valparaiso*.....W63-62
 2/7/24... H... Bradley*.....W73-70
 2/10/24... A... Murray State*.....L70-73
 2/13/24... H... Drake*.....L75-78
 2/18/24... A... Illinois State*.....L79-86
 2/21/24... A... UIC*.....L79-88
 2/25/24... H... Southern Illinois*.....L53-65
 2/28/24... H... Indiana State*.....L67-85
 3/3/24... A... Belmont*.....L66-83
 3/7/24... N... Illinois State \$.....W59-53
 3/8/24... N... Drake \$.....L58-79
 3/24/24... N... Quinnipiac &W64-63
 3/25/24... N... Seattle &L57-71

*MVC Game \$ MVC Tournament
 % - Coke Zero Classic (Chattanooga, Tenn.) & CBI (Daytona Beach, Fla.)

Results vs. Opponents



Air Force
1-1/1-0 Home/0-1 Away
 12/5/10.....A.....Colorado Springs, Colo. L..... 56-57
 12/29/76.....H.....Evansville, Ind. W..... 81-63

Akron
4-1/4-0 Home/0-1 Neutral
 11/24/21.....N.....Estero, Fla. %.....L..... 60-69
 2/23/83.....H.....Evansville, Ind. W..... 76-68
 12/29/80.....H.....Evansville, Ind. W..... 71-51
 3/13/64.....H.....Evansville, Ind. #..... W..... 72-59
 3/7/58.....H.....Evansville, Ind. #..... W..... 82-70
 # - NCAA Tournament % - Gulf Coast Showcase

Alabama A&M
2-0/2-0 Home
 12/22/15.....H.....Evansville, Ind. W..... 91-70
 11/26/12.....H.....Evansville, Ind. W..... 72-46

Alabama State
5-0/5-0 Home
 12/1/15.....H.....Evansville, Ind. W..... 88-56
 12/21/14.....H.....Evansville, Ind. W..... 81-63
 12/15/12.....H.....Evansville, Ind. W..... 80-67
 11/29/11.....H.....Evansville, Ind. W..... 62-55
 12/4/09.....H.....Evansville, Ind. W..... 61-57

Alaska
1-0/1-0 Home
 12/29/79.....H.....Evansville, Ind. W..... 66-57

Albion
1-0/1-0 Home
 12/1/18.....H.....Evansville, Ind. W..... 65-49

Alcorn State
3-0/3-0 Home
 11/14/16.....H.....Evansville, Ind. W..... 82-59
 1/3/89.....H.....Evansville, Ind. W..... 81-44
 12/12/87.....H.....Evansville, Ind. W..... 105-45

American
2-0/2-0 Home
 3/9/60.....H.....Evansville, Ind. #..... W..... 101-91
 3/12/58.....H.....Evansville, Ind. #..... W..... 82-72
 # - NCAA Tournament

American International
2-0/1-0 Home/1-0 Away
 12/15/70.....A.....Springfield, Mass. W..... 96-62
 1/3/70.....H.....Evansville, Ind. W..... 124-96

Anderson
8-4/5-2 Home/3-1 Away/0-1 Neutral
 11/23/13.....H.....Evansville, Ind. W..... 91-68
 2/23/56.....H.....Evansville, Ind. L..... 91-99
 3/2/55.....H.....Evansville, Ind. #..... W..... 96-79
 3/2/54.....N.....Indianapolis, Ind. #..... L..... 78-99
 12/21/49.....H.....Evansville, Ind. W..... 84-45
 12/3/49.....A.....Anderson, Ind. W..... 84-59
 12/9/48.....H.....Evansville, Ind. L..... 47-48
 2/13/48.....A.....Anderson, Ind. L..... 40-41
 2/14/46.....H.....Evansville, Ind. W..... 55-36
 12/14/45.....A.....Anderson, Ind. W..... 86-19
 2/10/42.....H.....Evansville, Ind. W..... 71-34
 1/25/42.....A.....Anderson, Ind. W..... 49-34
 # - NAIA Tournament

Arizona
1-3/0-1 Home/1-2 Away
 12/28/91.....A.....Tucson, Ariz. L..... 76-83
 12/17/68.....A.....Tucson, Ariz. L..... 88-102
 12/28/63.....H.....Evansville, Ind. L..... 61-78
 12/4/63.....A.....Tucson, Ariz. W..... 61-58

Arkansas
0-1/0-1 Away
 12/8/15.....A.....Fayetteville, Ark. L..... 76-89

Arkansas Little Rock (UALR)
1-0/1-0 Home
 12/15/84.....H.....Evansville, Ind. W..... 72-65

Arkansas State
3-1/3-0 Home/0-1 Away
 12/4/18.....A.....Jonesboro, Ark. L..... 77-87
 11/10/17.....H.....Evansville, Ind. W..... 77-63
 12/29/78.....H.....Evansville, Ind. W..... 52-50
 3/3/60.....H.....Evansville, Ind. #..... W..... 91-74
 # - NCAA Tournament

Ashland
1-0/1-0 Home
 3/11/71.....H.....Evansville, Ind. #..... W..... 82-74
 # - NCAA Tournament

Assumption
2-1/1-0 Home/1-1 Away
 12/13/75.....A.....Worcester, Mass. W..... 102-93
 12/4/71.....H.....Evansville, Ind. W..... 83-80
 12/16/70.....A.....Worcester, Mass. L..... 91-106

Atlantic Christian
1-1/1-0 Home/0-1 Neutral
 12/22/55.....H.....Evansville, Ind. W..... 111-88
 3/8/55.....N.....Kansas City, Mo. #..... L..... 88-95
 # - NAIA Tournament

Augustine
1-0/1-0 Home
 12/23/67.....H.....Evansville, Ind. W..... 109-97

Austin Peay
19-7/11-3 Home/8-4 Away
 12/16/17.....H.....Evansville, Ind. W78-74 OT
 12/17/16.....A.....Clarksville, Tenn. W..... 77-69
 12/22/09.....A.....Clarksville, Tenn. L..... 68-71
 11/15/08.....H.....Evansville, Ind. W..... 70-62
 12/8/07.....H.....Evansville, Ind. W..... 72-62
 12/18/06.....A.....Clarksville, Tenn. W..... 80-75
 12/21/05.....A.....Clarksville, Tenn. L..... 71-74
 12/4/04.....H.....Evansville, Ind. W..... 67-58
 12/1/03.....A.....Clarksville, Tenn. L..... 54-62
 12/19/02.....H.....Evansville, Ind. W..... 95-85
 11/15/97.....H.....Evansville, Ind. L..... 62-67
 12/1/93.....H.....Evansville, Ind. W..... 65-54
 1/2/93.....A.....Clarksville, Tenn. ot. W..... 75-73
 12/3/91.....H.....Evansville, Ind. W..... 98-78
 12/10/88.....H.....Evansville, Ind. W..... 89-72
 11/28/87.....A.....Clarksville, Tenn. W..... 86-79
 12/13/86.....H.....Evansville, Ind. L..... 66-69
 11/26/85.....A.....Clarksville, Tenn. L..... 57-58
 12/22/81.....A.....Clarksville, Tenn. W..... 72-54
 12/22/80.....H.....Evansville, Ind. W..... 79-62
 12/22/79.....H.....Evansville, Ind. W..... 68-65
 12/3/79.....A.....Clarksville, Tenn. W..... 68-65
 12/16/78.....A.....Clarksville, Tenn. W..... 65-64
 12/27/75.....H.....Evansville, Ind. L..... 81-105
 1/12/43.....A.....Clarksville, Tenn. W..... 72-38
 12/21/42.....H.....Evansville, Ind. W..... 65-29

Ball State
41-16/25-2 Home/16-14 Away
 11/18/23.....H.....Evansville, Ind. W..... 74-50
 12/10/22.....A.....Muncie, Ind. L..... 69-88
 11/9/19.....H.....Evansville, Ind. W..... 79-75
 12/9/18.....H.....Evansville, Ind. W..... 89-77
 11/24/18.....A.....Muncie, Ind. L..... 72-82
 12/6/08.....H.....Evansville, Ind. W..... 73-63
 11/24/07.....A.....Muncie, Ind. W..... 51-50
 1/31/79.....A.....Muncie, Ind. L..... 60-63
 1/23/71.....A.....Muncie, Ind. W..... 107-98
 1/2/71.....H.....Evansville, Ind. W..... 97-85
 2/18/70.....A.....Muncie, Ind. L..... 81-89
 1/24/70.....H.....Evansville, Ind. W..... 105-88
 2/19/69.....A.....Muncie, Ind. W..... 86-80
 1/25/69.....H.....Evansville, Ind. W..... 85-76
 2/20/68.....H.....Evansville, Ind. W..... 110-74
 1/20/68.....A.....Muncie, Ind. L..... 82-91
 1/21/67.....H.....Evansville, Ind. W..... 87-84
 12/31/66.....A.....Muncie, Ind. L..... 87-90
 2/12/66.....A.....Muncie, Ind. W..... 89-88
 1/22/66.....H.....Evansville, Ind. W..... 105-85
 1/23/65.....H.....Evansville, Ind. W..... 117-81
 1/2/65.....A.....Muncie, Ind. W..... 108-92
 1/25/64.....H.....Evansville, Ind. W..... 90-83
 1/18/64.....A.....Muncie, Ind. W..... 98-92

1/26/63.....H.....Evansville, Ind. W..... 81-62
 1/19/63.....A.....Muncie, Ind. W..... 79-77
 1/27/62.....H.....Evansville, Ind. W..... 98-78
 1/4/62.....A.....Muncie, Ind. L..... 80-91
 1/28/61.....H.....Evansville, Ind. W..... 91-84
 1/5/61.....A.....Muncie, Ind. W..... 72-68
 1/30/60.....H.....Evansville, Ind. W..... 95-70
 1/7/60.....A.....Muncie, Ind. W..... 72-63
 1/24/59.....H.....Evansville, Ind. W..... 86-59
 1/8/59.....A.....Muncie, Ind. W..... 86-69
 1/25/58.....H.....Evansville, Ind. W..... 86-82
 1/9/58.....A.....Muncie, Ind. W..... 78-76
 1/26/57.....H.....Evansville, Ind. W..... 103-96
 1/10/57.....A.....Muncie, Ind. L..... 80-96
 1/21/56.....H.....Evansville, Ind. W..... 98-81
 1/7/56.....A.....Muncie, Ind. OT..... W..... 96-95
 1/22/55.....A.....Muncie, Ind. W..... 91-82
 1/8/55.....H.....Evansville, Ind. W..... 93-80
 1/21/54.....A.....Muncie, Ind. W..... 89-65
 1/9/54.....H.....Evansville, Ind. L..... 65-67
 1/24/53.....A.....Muncie, Ind. L..... 56-59
 1/10/53.....H.....Evansville, Ind. W..... 85-69
 1/26/52.....H.....Evansville, Ind. W..... 83-53
 1/10/52.....A.....Muncie, Ind. L..... 59-63
 2/15/35.....A.....Muncie, Ind. W..... 31-29
 2/9/35.....H.....Evansville, Ind. W..... 31-22
 2/24/34.....A.....Muncie, Ind. W..... 31-23
 1/13/34.....H.....Evansville, Ind. W..... 24-23
 1/12/33.....A.....Muncie, Ind. L..... 32-35
 1/23/32.....A.....Muncie, Ind. L..... 19-26
 2/7/31.....A.....Muncie, Ind. L..... 25-33
 2/1/30.....A.....Muncie, Ind. L..... 8-50
 1/3/30.....H.....Evansville, Ind. L..... 8-40

Baltimore
2-0/2-0 Home
 11/30/81.....H.....Evansville, Ind. W..... 82-51
 1/8/81.....H.....Evansville, Ind. W..... 75-56

Bellarmine
4-0/1-0 Home/2-0 Away/1-0 Neutral
 12/16/23.....A.....Louisville, Ky. W..... 70-61
 12/21/22.....H.....Evansville, Ind. W..... 73-61
 3/6/65.....A.....Louisville, Ky. #..... W..... 81-74
 2/14/57.....A.....Louisville, Ky. W..... 92-76
 # - NCAA Tournament

Belmont
2-5/1-3 Home/1-2 Away
 2/15/23.....A.....Nashville Tenn. L..... 63-95
 1/25/23.....H.....Evansville, Ind. L..... 64-73
 11/13/21.....A.....Nashville, Tenn. L..... 43-81
 12/21/20.....H.....Evansville, Ind. L..... 63-72
 11/21/15.....H.....Evansville, Ind. W..... 93-88
 12/9/14.....A.....Nashville, Tenn. W..... 65-62
 3/18/09.....H.....Evansville, Ind. %..... L..... 76-92
 % - CBI game at USI

Belmont Abbey
2-0/2-0 Home
 1/16/60.....H.....Evansville, Ind. W..... 74-57
 3/5/59.....H.....Evansville, Ind. #..... W..... 66-54
 # - NCAA Tournament

Beloit
3-1/1-1 Home/2-0 Away
 2/28/59.....A.....Beloit, Wisc. W..... 93-79
 2/1/58.....H.....Evansville, Ind. W..... 77-69
 2/2/57.....A.....Beloit, Wisc. W..... 91-87
 2/18/56.....H.....Evansville, Ind. L..... 68-76

Bentley
1-0/1-0 Home
 2/16/77.....H.....Evansville, Ind. W..... 93-73

Bethune-Cookman
3-0/2-0 Home/1-0 Away
 2/16/95.....H.....Evansville, Ind. W..... 97-62
 12/20/90.....H.....Evansville, Ind. W..... 84-72
 3/5/65.....A.....Daytona Beach, Fla #W. L..... 118-77



Results vs. Opponents

Binghamton
1-0/1-0 Home
11/18/17.....H.....Evansville, Ind. W..... 66-61

Biscayne
2-1/1-0 Home/1-1 Away
1/3/81.....A.....Miami, Fla. W..... 65-63
12/10/79.....H.....Evansville, Ind. W..... 92-65
1/6/79.....A.....Miami, Fla. OT L..... 74-78

Boise State
1-1/1-0 Home/0-1 Away
12/3/16.....H.....Evansville, Ind. W..... 72-67
3/21/11.....A.....Boise, Idaho % L..... 69-75
% - 2011 CBI

Boston College
1-0/1-0 Home
3/22/88.....H.....Boston College % L..... 81-86
% - NIT

Boston University
1-2/1-2 Home
12/29/72.....H.....Evansville, Ind. L..... 82-88
12/28/56.....H.....Evansville, Ind. W..... 96-76
1/1/38.....H.....Evansville, Ind. L..... 39-47

Bowling Green
3-2/1-1 Home/1-1 Away/1-0 Neutral
12/5/17.....A.....Bowling Green, Ohio W..... 91-76
12/6/16.....H.....Evansville, Ind. W..... 69-66
12/15/01.....H.....Evansville, Ind. L..... 72-84
11/21/00.....A.....Bowling Green, Ohio. L..... 87-92
12/10/49.....N.....Owensboro, Ky. W..... 73-71

Bradley
24-39/18-11 Home/5-27 Away/1-1 Neutral
2/7/24.....H.....Evansville, Ind. W..... 73-70
1/10/24.....A.....Peoria, Ill. L..... 50-86
1/11/23.....A.....Peoria, Ill. L..... 46-91
2/5/22.....H.....Evansville, Ind. L..... 41-76
1/12/22.....A.....Peoria, Ill. L..... 47-79
1/17/21.....A.....Peoria, Ill. L..... 55-86
1/16/21.....A.....Peoria, Ill. L..... 60-69
2/9/20.....A.....Peoria, Ill. L..... 58-69
1/8/20.....H.....Evansville, Ind. L..... 52-72
2/23/19.....A.....Peoria, Ill. L..... 61-63
1/30/19.....H.....Evansville, Ind. L..... 73-81
1/20/18.....A.....Peoria, Ill. L..... 53-66
1/6/18.....H.....Evansville, Ind. W..... 68-44
2/18/17.....A.....Peoria, Ill. L..... 72-84
1/4/17.....H.....Evansville, Ind. L..... 63-74
2/23/16.....A.....Peoria, Ill. W..... 67-55
1/9/16.....H.....Evansville, Ind. W..... 67-35
2/7/15.....H.....Evansville, Ind. L..... 53-56
1/10/15.....A.....Peoria, Ill. W..... 66-56
2/9/14.....A.....Peoria, Ill. L..... 66-83
1/26/14.....H.....Evansville, Ind. W..... 66-60
1/23/13.....H.....Evansville, Ind. W..... 66-56
2/5/13.....A.....Peoria, Ill. L..... 70-76
2/1/12.....A.....Peoria, Ill. W..... 92-62
1/18/12.....H.....Evansville, Ind. W..... 90-67
2/12/11.....A.....Peoria, Ill. L..... 54-68
1/23/11.....H.....Evansville, Ind. W..... 70-67
2/6/10.....H.....Evansville, Ind. L..... 63-83
1/23/10.....A.....Peoria, Ill. L..... 64-74
2/25/09.....H.....Evansville, Ind. W..... 56-49
2/14/09.....A.....Peoria, Ill. L..... 79-86
2/2/08.....H.....Evansville, Ind. L..... 59-72
1/19/08.....A.....Peoria, Ill. L..... 76-77
2/14/07.....H.....Evansville, Ind. L..... 71-72
12/30/06.....A.....Peoria, Ill. L..... 78-85
1/28/06.....H.....Evansville, Ind. ot. L..... 76-79
1/14/06.....A.....Peoria, Ill. L..... 62-90
2/16/05.....H.....Evansville, Ind. W..... 76-66
1/15/05.....A.....Peoria, Ill. L..... 76-81
2/4/04.....A.....Peoria, Ill. L..... 70-68
1/11/04.....H.....Evansville, Ind. W..... 84-69
3/1/03.....A.....Peoria, Ill. W..... 54-51
1/11/03.....H.....Evansville, Ind. W..... 93-79
2/9/02.....A.....Peoria, Ill. L..... 62-67
1/13/02.....H.....Evansville, Ind. W..... 60-55
1/27/01.....H.....Evansville, Ind. OT. W..... 70-67
1/13/01.....A.....Peoria, Ill. L..... 52-59

2/2/00.....H.....Evansville, Ind. W..... 85-79
1/15/00.....A.....Peoria, Ill. L..... 58-61
2/28/99.....N.....St. Louis, Mo. \$ W..... 64-63
2/17/99.....H.....Evansville, Ind. W..... 62-47
1/23/99.....A.....Peoria, Ill. L..... 65-98
1/24/98.....A.....Peoria, Ill. W..... 71-53
12/28/97.....H.....Evansville, Ind. W..... 59-57
2/5/97.....H.....Evansville, Ind. W..... 58-55
1/11/97.....A.....Peoria, Ill. L..... 50-64
2/21/96.....A.....Peoria, Ill. L..... 58-73
1/23/96.....H.....Evansville, Ind. L..... 60-71
3/4/95.....N.....St. Louis, Mo. \$ L..... 64-79
2/6/95.....A.....Peoria, Ill. OT L..... 70-76
1/16/95.....H.....Evansville, Ind. L..... 67-68
12/22/87.....A.....Peoria, Ill. L..... 80-93
12/22/86.....H.....Evansville, Ind. W..... 77-68

BYU
0-1/0-1 Away
12/5/23.....A.....Provo, Utah L..... 55-96

Bucknell
1-0/1-0 Home
12/20/88.....H.....Evansville, Ind. W..... 79-54

Buffalo
2-3/2-1 Home/0-2 Away
11/15/12.....H.....Evansville, Ind. L..... 50-56
11/22/08.....H.....Evansville, Ind. W..... 64-49
12/1/07.....A.....Buffalo, N.Y. L..... 60-81
11/19/06.....H.....Evansville, Ind. ^ W..... 74-44
3/9/57.....A.....Buffalo, N.Y. # L..... 75-77
^ - America's Youth Classic/# - NCAA Tournament

Butler
62-58/34-23 Home/24-35 Away/4-0 Neutral
12/21/13.....H.....Evansville, Ind. L..... 59-68
12/22/12.....A.....Indianapolis, Ind. L..... 67-75
11/12/11.....H.....Evansville, Ind. OT. W..... 80-77
11/27/10.....A.....Indianapolis, Ind. OTW. 71-68
11/21/09.....H.....Evansville, Ind. L..... 60-64
11/29/08.....A.....Indianapolis, Ind. L..... 59-75
11/17/07.....H.....Evansville, Ind. L..... 47-60
12/22/06.....A.....#16 Indianapolis, Ind. L. 65-76
12/6/03.....A.....Indianapolis, Ind. L..... 64-65
12/7/02.....H.....Evansville, Ind. L..... 64-77
12/8/01.....A.....Indianapolis, Ind. L..... 65-101
12/2/00.....H.....Evansville, Ind. W..... 74-73
12/4/99.....A.....Indianapolis, Ind. L..... 45-73
12/5/98.....H.....Evansville, Ind. L..... 60-66
12/13/97.....A.....Indianapolis, Ind. L..... 46-63
12/14/96.....H.....Evansville, Ind. L..... 50-61
3/7/94.....A.....Indianapolis, Ind. \$.. W..... 68-66
2/19/94.....A.....Indianapolis, Ind. L..... 75-77
1/29/94.....H.....Evansville, Ind. 2OT. W..... 95-93
3/12/93.....N.....Indianapolis, Ind. \$.. W..... 74-71
2/27/93.....H.....Evansville, Ind. W..... 84-72
1/16/93.....A.....Indianapolis, Ind. W..... 77-62
3/14/92.....N.....Cincinnati, Ohio \$ W..... 95-76
2/15/92.....A.....Indianapolis, Ind. W..... 78-69
1/11/92.....H.....Evansville, Ind. W..... 88-83
2/16/91.....H.....Evansville, Ind. L..... 54-81
2/9/91.....A.....Indianapolis, Ind. 2OT W136-128
2/10/90.....H.....Evansville, Ind. W..... 66-57
1/13/90.....A.....Indianapolis, Ind. W..... 56-51
2/11/89.....A.....Indianapolis, Ind. W..... 90-77
1/14/89.....H.....Evansville, Ind. W..... 61-45
2/22/88.....A.....Indianapolis, Ind. W..... 85-59
1/25/88.....H.....Evansville, Ind. W..... 85-76
2/14/87.....H.....Evansville, Ind. W..... 79-72
1/17/87.....A.....Indianapolis, Ind. L..... 64-70
2/15/86.....A.....Indianapolis, Ind. W..... 59-57
1/18/86.....H.....Evansville, Ind. OT. W..... 70-68
3/7/85.....N.....Tulsa, Okla. \$ ot. W..... 73-72
2/9/85.....A.....Indianapolis, Ind. L..... 69-71
1/12/85.....H.....Evansville, Ind. L..... 68-80
3/8/84.....N.....Chicago, Ill. \$ W..... 70-65
2/11/84.....H.....Evansville, Ind. W..... 77-72
1/14/84.....A.....Indianapolis, Ind. L..... 55-74
3/9/83.....H.....Evansville, Ind. \$ W..... 72-63
3/6/83.....A.....Indianapolis, Ind. L..... 69-78
2/5/83.....H.....Evansville, Ind. OT. L..... 68-73
2/27/82.....H.....Evansville, Ind. W..... 68-58

1/30/82.....A.....Indianapolis, Ind. W..... 80-47
2/9/81.....A.....Indianapolis, Ind. W..... 70-66
1/23/81.....H.....Evansville, Ind. W..... 73-58
2/29/80.....H.....Evansville, Ind. \$ W..... 80-67
1/12/80.....H.....Evansville, Ind. L..... 55-56
2/14/79.....A.....Indianapolis, Ind. W..... 78-76
1/13/79.....H.....Evansville, Ind. L..... 63-71
2/5/77.....A.....Indianapolis, Ind. W..... 85-82
1/19/77.....H.....Evansville, Ind. W..... 74-65
2/21/76.....H.....Evansville, Ind. W..... 79-64
1/10/76.....A.....Indianapolis, Ind. L..... 78-91
2/22/75.....A.....Indianapolis, Ind. OT. L..... 67-69
1/11/75.....H.....Evansville, Ind. L..... 72-77
2/9/74.....H.....Evansville, Ind. W..... 93-60
1/23/74.....A.....Indianapolis, Ind. L..... 64-68
2/7/73.....A.....Indianapolis, Ind. L..... 74-76
1/1/73.....H.....Evansville, Ind. L..... 67-77
2/12/72.....A.....Indianapolis, Ind. W..... 98-93
1/5/72.....H.....Evansville, Ind. W..... 105-92
2/13/71.....A.....Indianapolis, Ind. W..... 102-90
1/6/71.....H.....Evansville, Ind. W..... 91-73
2/14/70.....H.....Evansville, Ind. L..... 87-99
1/21/70.....A.....Indianapolis, Ind. L..... 88-94
2/15/69.....A.....Indianapolis, Ind. W..... 96-83
1/22/69.....H.....Evansville, Ind. L..... 85-88
2/14/68.....A.....Indianapolis, Ind. L..... 82-89
1/13/68.....H.....Evansville, Ind. W..... 92-64
2/15/67.....H.....Evansville, Ind. L..... 65-68
1/14/67.....A.....Indianapolis, Ind. W..... 75-71
2/5/66.....A.....Indianapolis, Ind. L..... 83-110
1/5/66.....H.....Evansville, Ind. W..... 104-68
2/13/65.....H.....Evansville, Ind. W..... 84-73
1/6/65.....A.....Indianapolis, Ind. W..... 79-71
2/22/64.....A.....Indianapolis, Ind. W..... 70-61
2/5/64.....H.....Evansville, Ind. W..... 83-73
2/23/63.....A.....Indianapolis, Ind. L..... 74-79
2/6/63.....H.....Evansville, Ind. W..... 78-60
2/7/62.....H.....Evansville, Ind. L..... 87-92
1/6/62.....A.....Indianapolis, Ind. L..... 66-75
2/8/61.....H.....Evansville, Ind. W..... 92-74
1/7/61.....A.....Indianapolis, Ind. L..... 82-93
2/10/60.....H.....Evansville, Ind. W..... 86-69
1/9/60.....A.....Indianapolis, Ind. W..... 71-50
1/28/59.....H.....Evansville, Ind. W..... 85-78
1/10/59.....A.....Indianapolis, Ind. L..... 75-78
1/30/58.....H.....Evansville, Ind. OT. W..... 89-85
1/11/58.....A.....Indianapolis, Ind. L..... 76-101
1/31/57.....H.....Evansville, Ind. W..... 81-72
1/12/57.....A.....Indianapolis, Ind. L..... 87-89
2/1/56.....H.....Evansville, Ind. W..... 93-77
1/14/56.....A.....Indianapolis, Ind. OTW. 82-77
2/2/55.....H.....Evansville, Ind. W..... 83-75
1/15/55.....A.....Indianapolis, Ind. L..... 73-75
2/11/54.....H.....Evansville, Ind. L..... 67-79
1/16/54.....A.....Indianapolis, Ind. W..... 64-53
1/31/53.....A.....Indianapolis, Ind. L..... 70-74
1/3/53.....H.....Evansville, Ind. L..... 61-74
2/2/52.....A.....Indianapolis, Ind. L..... 65-71
1/2/52.....H.....Evansville, Ind. L..... 58-73
12/30/50.....A.....Indianapolis, Ind. W..... 52-37
12/27/50.....N.....Owensboro, Ky. W..... 82-61
12/23/49.....A.....Indianapolis, Ind. L..... 48-53
12/11/31.....A.....Indianapolis, Ind. L..... 19-22
1/30/31.....H.....Evansville, Ind. L..... 17-24
1/31/30.....A.....Indianapolis, Ind. L..... 21-63
2/2/29.....H.....Evansville, Ind. L..... 31-40
1/18/29.....A.....Indianapolis, Ind. L..... 10-56
1/13/28.....A.....Indianapolis, Ind. L..... 27-33
1/6/28.....H.....Evansville, Ind. 2 OT. L..... 32-38
2/4/27.....H.....Evansville, Ind. W..... 35-27
1/7/27.....A.....Indianapolis, Ind. W..... 25-23
2/10/22.....A.....Indianapolis, Ind. L..... 17-67
1920-21.....H.....Evansville, Ind. L..... 24-34

UC Irvine
1-0/1-0 Neutral
11/29/15.....N.....Anaheim, Calif. & W..... 75-56
& - Wooden Legacy

UCLA
1-1/1-0 Home/0-1 Away
12/15/80.....A.....Los Angeles, Calif. L..... 62-69
12/21/57.....H.....Evansville, Ind. W..... 83-76

Results vs. Opponents



Cal. Poly
1-0/1-0 Home
3/11/64.....H....Evansville, Ind. #.....W..... 95-73
- NCAA Tournament

Cal. Poly Pomona
1-0/1-0 Home
12/14/68.....H....Evansville, Ind.W..... 89-65

Cal. State Fullerton
1-0/1-0 Neutral
12/18/81.....N....Fullerton, Calif. &W..... 62-51
& - Malibu Classic

Cal. State Northridge
1-0/1-0 Home
11/25/91.....H....Evansville, Ind.W..... 60-44

California Western
1-0/1-0 Home
12/11/68.....H....Evansville, Ind.W..... 86-64

Camp Breckenridge
5-0/4-0 Home/1-0 Away
11/21/45.....H....Evansville, Ind.W..... 60-41
1/24/45.....A....Morganfield, Ky.W..... 58-33
12/6/44.....H....Evansville, Ind.W..... 52-28
12/1/43.....H....Evansville, Ind. 2OT. W..... 60-57
2/18/43.....H....Evansville, Ind. OT. W..... 52-44

Campbell
3-0/3-0 Home
12/7/22.....H....Evansville, Ind.W..... 72-66
12/17/05.....H....Evansville, Ind.W..... 83-71
12/17/94.....H....Evansville, Ind.W..... 97-45

Canisius
2-0/1-0 Home/1-0 Away
12/9/17.....H....Evansville, Ind.W..... 65-58
3/26/13.....A....Buffalo, N.Y. \$.....W..... 84-83
\$ - 2013 Collegelnsider.com Tournament

Canterbury
1-0/1-0 Neutral
1/1/48.....N....Canterbury ^.....W..... 43-36

Case Western Reserve
0-1/0-1 Away
1/2/35.....A....Cleveland, Ohio.....L..... 27-33

Catholic
1-1/0-1 Home/1-0 Away
12/17/66.....H....Evansville, Ind.L..... 71-73
12/15/65.....A....Washington D.C.W..... 89-78

Centenary
6-2/6-2 Home
12/28/40.....H....Evansville, Ind.W..... 80-50
1/5/40.....H....Evansville, Ind.W..... 66-45
12/19/38.....H....Evansville, Ind.W..... 40-37
12/23/37.....H....Evansville, Ind.L..... 38-45
12/31/36.....H....Evansville, Ind.L..... 26-40
1/2/36.....H....Evansville, Ind.W..... 39-30
1/3/35.....H....Evansville, Ind.W..... 37-19
1/5/33.....H....Evansville, Ind.W..... 33-18

UCF
0-2/0-1 Home/0-1 Away
11/23/22.....A....Orlando, Fla.L..... 56-76
11/20/21.....H....Evansville, Ind.L..... 59-75

Central Michigan
4-2/4-1 Home/0-1 Away
11/19/04.....H....Evansville, Ind.W..... 100-85
2/21/04.....A....Mt. Pleasant, Mich.bbL..... 73-90
12/22/84.....H....Evansville, Ind.W..... 82-66
12/30/78.....H....Evansville, Ind.L..... 73-74
12/30/76.....H....Evansville, Ind.W..... 69-64
3/12/71.....H....Evansville, Ind. #.....W..... 78-60
bb - BracketBusters/# - NCAA Tournament

Central Missouri
3-0/2-0 Home/1-0 Away
12/3/66.....H....Evansville, Ind.W..... 109-80

12/8/59.....A....Warrensburg, Mo.....W..... 81-71
12/8/56.....H....Evansville, Ind.W..... 80-57

Central Normal
15-14/8-7 Home/7-7 Away
1945-46.....A....Danville, Ind.W..... 45-28
12/8/45.....H....Evansville, Ind.W..... 62-45
1/10/45.....H....Evansville, Ind.W..... 44-38
12/16/44.....A....Danville, Ind.L..... 26-38
12/22/43.....H....Evansville, Ind.W..... 47-39
2/25/43.....H....Evansville, Ind.W..... 68-36
2/1/43.....A....Danville, Ind.W..... 64-43
2/26/42.....H....Evansville, Ind.W..... 57-35
1/29/42.....A....Danville, Ind.W..... 48-43
2/17/34.....H....Evansville, Ind.W..... 43-35
2/2/34.....A....Danville, Ind.W..... 34-31
2/15/33.....H....Evansville, Ind.L..... 21-32
1/13/33.....A....Danville, Ind.W..... 38-20
2/13/32.....A....Danville, Ind. OT.....L..... 26-29
1/22/32.....H....Evansville, Ind.L..... 19-29
1/10/31.....H....Evansville, Ind.L..... 26-37
1/1/31.....A....Danville, Ind.L..... 18-50
2/22/30.....A....Danville, Ind.L..... 23-38
2/15/30.....H....Evansville, Ind.L..... 17-33
2/9/29.....H....Evansville, Ind.L..... 27-39
1/5/29.....A....Danville, Ind.L..... 24-37
1/21/28.....A....Danville, Ind.W..... 38-35
12/16/27.....H....Evansville, Ind.W..... 34-16
1924-25.....A....Danville, Ind.W..... 25-15
1924-25.....H....Evansville, Ind.L..... 32-35
1923-24.....A....Danville, Ind.L..... 16-23
1923-24.....H....Evansville, Ind.L..... 16-45
2/12/23.....H....Evansville, Ind.W..... 25-18
1/13/23.....A....Danville, Ind.L..... 21-39

Central Wesleyan
1-0/1-0 Home
12/18/30.....H....Evansville, Ind.W..... 32-23

Chapman
1-0/1-0 Home
3/11/60.....H....Evansville, Ind. #.....W..... 90-69
- NCAA Tournament

Chaminade
1-0/1-0 Neutral
11/25/89.....N....Maui, Hawaii &.....W..... 70-53
& - Maui Classic

Charleston Southern
1-0/1-0 Home
12/6/97.....H....Evansville, Ind.W..... 96-67

Chattanooga
1-0/1-0 Away
11/24/23.....A....Chattanooga, Tenn. W 85-77 *or*

Chicago State
4-0/3-0 Home/1-0 Away
11/28/95.....H....Evansville, Ind.W..... 111-69
1/31/94.....A....Chicago, Ill.W..... 96-79
1/25/93.....H....Evansville, Ind.W..... 116-54
1/13/92.....H....Evansville, Ind.W..... 95-80

Cincinnati
2-4/1-1 Home/1-2 Away/0-1 Neutral
12/29/23.....A....Cincinnati, Ohio.....L..... 58-76
11/9/21.....A....Cincinnati, Ohio.....L..... 43-65
12/15/90.....H....Evansville, Ind.L..... 48-58
2/12/89.....A....Cincinnati, Ohio.....W..... 83-69
1/6/88.....H....Evansville, Ind.W..... 82-75
12/20/86.....A....Cincinnati, Ohio.....L..... 62-76
12/29/54.....N....Owensboro, Ky. %.....L..... 62-82

Clemson
1-0/1-0 Neutral
12/27/93.....N....Honolulu, Hawaii \$..W..... 81-80
\$ - Kraft Rainbow Classic

Cleveland State
1-0/1-0 Home
11/18/06.....H....Evansville, Ind. ^.....W..... 63-49
^ - America's Youth Classic

Coastal Carolina
3-0/3-0 Home
11/21/04.....H....Evansville, Ind.W..... 87-80
1/3/94.....H....Evansville, Ind.W..... 89-56
12/19/91.....H....Evansville, Ind.W..... 80-57

Colorado
0-1/0-1 Away
12/10/69.....A....Boulder, Colo.L..... 66-97

Colorado State
0-1/0-1 Away
12/1/12.....A....Fort Collins, Colo.....L..... 72-79

Colorado State Pueblo (was S. Colorado)
1-0/1-0 Home
12/14/74.....H....Evansville, Ind.W..... 87-62

Columbia
1-0/1-0 Home
12/27/63.....H....Evansville, Ind.W..... 96-60

Concordia
1-3/1-3 Away
3/8/63.....A....St. Louis, Mo. #.....W..... 66-56
1/16/32.....A....St. Louis, Mo.L..... 15-16
2/8/30.....A....St. Louis, Mo.L..... 30-38
1/26/29.....A....St. Louis, Mo.L..... 23-30
- NCAA Tournament

Coppin State
1-0/1-0 Home
12/28/14.....H....Evansville, Ind.W..... 85-80

Cornell (Iowa)
1-0/1-0 Home
12/7/39.....H....Evansville, Ind.W..... 68-45

Creighton
10-29/8-11 Home/2-16 Away/0-2 Neutral
2/16/13.....H....Evansville, Ind.L..... 68-71
12/29/12.....A....Omaha, Neb.L..... 70-87
3/3/12.....N....St. Louis, Mo. \$.....L..... 71-99
2/21/12.....A....Omaha, Neb. OT.....L..... 92-93
2/7/12.....H....Evansville, Ind.W..... 65-57
2/5/11.....A....Omaha, Neb.L..... 69-75
1/9/11.....H....Evansville, Ind.L..... 69-74
2/3/10.....A....Omaha, Neb.L..... 71-84
1/3/10.....H....Evansville, Ind.L..... 64-72
2/17/09.....A....Omaha, Neb.L..... 84-89
1/20/09.....H....Evansville, Ind.L..... 57-79
2/13/08.....H....Evansville, Ind.W..... 60-56
1/9/08.....A....Omaha, Neb.L..... 59-77
2/7/07.....A....Omaha, Neb.L..... 74-79
1/6/07.....H....Evansville, Ind.L..... 62-75
2/7/06.....H....Evansville, Ind.L..... 56-60
1/22/06.....A....Omaha, Neb.L..... 58-77
2/22/05.....A....Omaha, Neb.L..... 64-69
12/22/04.....H....Evansville, Ind.W..... 63-61
2/1/04.....H....Evansville, Ind.L..... 70-74
1/17/04.....A....Omaha, Neb.L..... 53-72
1/23/03.....H....Evansville, Ind.W..... 74-66
1/15/03.....A....Omaha, Neb.L..... 56-93
1/26/02.....H....Evansville, Ind.L..... 41-57
1/9/02.....A....Omaha, Neb.L..... 74-88
1/24/01.....H....Evansville, Ind.W..... 61-52
12/30/00.....A....Omaha, Neb.L..... 57-87
2/28/00.....A....Omaha, Neb.L..... 69-102
1/23/00.....H....Evansville, Ind.W..... 88-83
3/1/99.....N....St. Louis, Mo. \$.....L..... 61-70
1/20/99.....H....Evansville, Ind.L..... 80-90
1/4/99.....A....Omaha, Neb.W..... 84-79
2/8/98.....A....Omaha, Neb.L..... 66-80
2/2/98.....H....Evansville, Ind.L..... 76-85
2/2/97.....A....Omaha, Neb.L..... 62-75
1/25/97.....H....Evansville, Ind.W..... 70-63
12/30/95.....H....Evansville, Ind.L..... 60-72
2/18/95.....A....Omaha, Neb.W..... 69-59
2/4/95.....H....Evansville, Ind.W..... 85-54



Results vs. Opponents

Dayton
9-7/4-1 Home/3-6 Away/2-0 Neutral

11/27/02	A	Dayton, Ohio	L	59-64
3/11/93	N	Indianapolis, Ind.	\$	W 69-66
2/20/93	H	Evansville, Ind.	W	71-36
1/20/93	A	Dayton, Ohio	W	73-65
2/8/92	H	Evansville, Ind.	W	58-52
1/4/92	A	Dayton, Ohio	L	70-72
3/7/91	A	Dayton, Ohio	\$	L 59-71
1/19/91	A	Dayton, Ohio	L	61-74
1/12/91	H	Evansville, Ind.	W	78-76
2/17/90	A	Dayton, Ohio	L	58-81
1/20/90	H	Evansville, Ind.	L	68-88
3/10/89	A	Dayton, Ohio	\$ OT	W 84-79
2/18/89	H	Evansville, Ind.	W	109-83
1/21/89	A	Dayton, Ohio	W	83-65
12/1/51	A	Dayton, Ohio	L	49-58
12/9/50	N	Owensboro, Ky.	%	W 60-54

Delta State
1-0/1-0 Home

12/17/41	H	Evansville, Ind.	W	59-47
----------	---	------------------	---	-------

Denver
3-0/1-0 Home/1-0 Away/1-0 Neutral

12/7/62	A	Denver, Colo.	W	88-84
12/29/56	H	Evansville, Ind.	2OT	W 80-79
12/27/54	N	Owensboro, Ky.	%	W 96-81

DePaul
2-11/1-6 Home/1-5 Away

2/13/88	A	Chicago, Ill.	W	65-63
1/21/87	H	Evansville, Ind.	L	68-78
2/4/86	A	Chicago, Ill.	L	41-73
2/28/84	A	Chicago, Ill.	L	65-96
2/9/83	H	Evansville, Ind.	L	82-83
2/10/82	A	Chicago, Ill.	L	58-59
2/14/81	H	Evansville, Ind.	L	53-61
1/26/80	A	Chicago, Ill.	L	94-105
11/29/78	H	Evansville, Ind.	L	55-74
12/3/77	A	Chicago, Ill.	L	71-94
12/20/58	H	Evansville, Ind.	W	86-77
1/8/48	H	Evansville, Ind.	L	50-69
1/23/37	H	Evansville, Ind.	L	25-36

DePauw
52-21/28-10 Home/24-11 Away

11/16/21	H	Evansville, Ind.	W	69-58
2/7/79	H	Evansville, Ind.	W	73-59
2/2/77	H	Evansville, Ind.	W	92-87
1/15/77	A	Greencastle, Ind.	W	81-79
2/24/76	A	Greencastle, Ind.	W	90-87
1/14/76	H	Evansville, Ind.	W	84-64
2/19/75	H	Evansville, Ind.	W	91-60
2/1/75	A	Greencastle, Ind.	W	109-88
2/13/74	H	Evansville, Ind.	W	108-70
1/26/74	A	Greencastle, Ind.	W	104-62
2/3/73	H	Evansville, Ind.	W	98-72
1/17/73	A	Greencastle, Ind.	W	71-68
2/16/72	H	Evansville, Ind.	W	106-70
1/29/72	A	Greencastle, Ind.	W	84-83
2/17/71	H	Evansville, Ind.	W	101-74
1/30/71	A	Greencastle, Ind.	W	113-95
2/7/70	H	Evansville, Ind.	L	89-104
1/17/70	A	Greencastle, Ind.	W	2-0 ^
2/8/69	A	Greencastle, Ind.	L	85-98
1/18/69	H	Evansville, Ind.	W	98-92
3/2/68	A	Greencastle, Ind.	L	82-84
1/27/68	H	Evansville, Ind.	W	92-75
3/4/67	A	Greencastle, Ind.	W	73-70
1/28/67	H	Evansville, Ind.	W	78-71
2/19/66	H	Evansville, Ind.	L	86-87
1/26/66	A	Greencastle, Ind.	W	95-93
2/3/65	A	Greencastle, Ind.	W	97-81
1/9/65	H	Evansville, Ind.	W	117-88
2/12/64	H	Evansville, Ind.	W	103-78
1/4/64	A	Greencastle, Ind.	W	97-53
2/13/63	H	Evansville, Ind.	W	66-53
1/5/63	A	Greencastle, Ind.	W	69-62
2/14/62	A	Greencastle, Ind.	W	64-59
1/13/62	H	Evansville, Ind.	W	93-78
2/15/61	A	Greencastle, Ind.	OT	L 85-86

1/14/61	H	Evansville, Ind.	W	102-79
2/17/60	A	Greencastle, Ind.	W	93-82
1/2/60	H	Evansville, Ind.	W	93-74
2/18/59	A	Greencastle, Ind.	W	78-57
1/3/59	H	Evansville, Ind.	W	83-61
2/20/58	A	Greencastle, Ind.	W	78-65
1/4/58	H	Evansville, Ind.	W	81-71
1/5/57	H	Evansville, Ind.	L	63-70
12/15/56	A	Greencastle, Ind.	L	64-85
2/25/56	H	Evansville, Ind.	W	97-85
12/17/55	A	Greencastle, Ind.	L	75-81
2/12/55	H	Evansville, Ind.	W	90-68
12/18/54	A	Greencastle, Ind.	W	83-68
2/3/54	H	Evansville, Ind.	W	83-72
12/5/53	A	Greencastle, Ind.	L	62-81
2/6/43	H	Evansville, Ind.	W	62-43
2/5/42	A	Greencastle, Ind.	W	40-38
2/5/41	H	Evansville, Ind.	W	38-37
1/2/40	H	Evansville, Ind.	W	61-37
12/14/39	A	Greencastle, Ind.	W	43-31
1/3/39	H	Evansville, Ind.	L	32-39
12/13/38	A	Greencastle, Ind.	L	32-39
2/24/38	A	Greencastle, Ind.	L	33-38
12/22/36	H	Evansville, Ind.	L	29-35
2/8/36	H	Evansville, Ind.	W	19-18
1/6/36	A	Greencastle, Ind.	W	32-26
1/12/35	H	Evansville, Ind.	L	24-27
12/4/34	A	Greencastle, Ind.	W	20-12
2/6/34	A	Greencastle, Ind.	W	31-21
12/23/33	H	Evansville, Ind.	L	25-27
1/7/33	H	Evansville, Ind.	L	22-29
12/4/32	A	Greencastle, Ind.	W	28-25
2/10/30	A	Greencastle, Ind.	L	23-41
1/11/30	H	Evansville, Ind.	L	12-41
2/19/29	A	Greencastle, Ind.	L	26-34
1/12/29	H	Evansville, Ind.	L	24-26
25-26	A	Greencastle, Ind.	L	30-43
25-26	H	Evansville, Ind.	W	44-24

Detroit Mercy
18-12/9-4 Home/9-5 Away/0-3 Neutral

3/9/94	N	Indianapolis, Ind.	\$	L 65-70
2/6/94	H	Evansville, Ind.	W	91-86
1/19/94	A	Detroit, Mich.	L	68-80
3/4/93	A	Detroit, Mich.	W	66-65
2/6/93	H	Evansville, Ind.	W	82-58
2/29/92	H	Evansville, Ind.	W	74-62
1/18/92	A	Detroit, Mich.	W	86-65
2/7/91	A	Detroit, Mich.	OT	W 83-81
1/10/91	H	Evansville, Ind.	W	64-60
2/8/90	H	Evansville, Ind.	OT	L 77-78
1/11/90	A	Detroit, Mich.	W	66-54
2/23/89	A	Detroit, Mich.	W	85-71
1/26/89	H	Evansville, Ind.	W	80-63
3/11/88	N	Indianapolis, Ind.	\$	L 74-75
2/27/88	H	Evansville, Ind.	W	108-90
1/30/88	A	Detroit, Mich.	L	91-93
2/23/87	A	Detroit, Mich.	L	66-72
1/26/87	H	Evansville, Ind.	W	66-45
2/27/86	N	Indianapolis, Ind.	\$	L 52-70
2/24/86	H	Evansville, Ind.	W	80-74
1/27/86	A	Detroit, Mich.	L	73-83
2/18/85	H	Evansville, Ind.	L	75-89
1/21/85	A	Detroit, Mich.	L	65-74
2/20/84	A	Detroit, Mich.	W	61-59
1/23/84	H	Evansville, Ind.	W	72-61
2/28/83	A	Detroit, Mich.	OT	W 83-81
1/31/83	H	Evansville, Ind.	L	67-68
2/22/82	H	Evansville, Ind.	L	65-69
1/25/82	A	Detroit, Mich.	W	86-69
1/26/81	A	Detroit, Mich.	W	68-66

Drake
28-34/17-11 Home/10-20 Away/1-3 Neutral

3/8/24	N	St. Louis, Mo.	\$	L 58-79
2/13/24	H	Evansville, Ind.	L	75-78
1/20/24	A	Des Moines, Iowa	L	48-97
1/21/23	H	Evansville, Ind.	L	61-97
2/16/22	A	Des Moines, Iowa	L	51-73
1/8/22	H	Evansville, Ind.	L	59-60
2/22/21	A	Des Moines, Iowa	L	63-74
2/21/21	A	Des Moines, Iowa	L	71-85
2/16/20	A	Des Moines, Iowa	L	80-85

1/22/20	H	Evansville, Ind.	L	50-73
1/23/19	A	Des Moines, Iowa	L	66-78
1/2/19	H	Evansville, Ind.	2OT	W 82-77
1/27/18	H	Evansville, Ind.	W	77-73
1/13/18	A	Des Moines, Iowa	L	65-81
2/14/17	H	Evansville, Ind.	W	87-70
1/8/17	A	Des Moines, Iowa	L	76-88
2/17/16	A	Des Moines, Iowa	W	80-74
1/12/16	H	Evansville, Ind.	W	84-65
2/17/15	H	Evansville, Ind.	W	61-52
1/31/15	A	Des Moines, Iowa	L	65-70
3/6/14	N	St. Louis, Mo.	W	69-61
2/25/14	H	Evansville, Ind.	W	61-48
1/1/14	A	Des Moines, Iowa	L	66-94
2/10/13	H	Evansville, Ind.	OT	W 84-78
1/16/13	A	Des Moines, Iowa	L	69-83
2/12/12	A	Des Moines, Iowa	L	54-78
1/13/12	H	Evansville, Ind.	L	60-69
2/23/11	A	Des Moines, Iowa	L	69-87
1/12/11	H	Evansville, Ind.	W	67-51
2/27/10	A	Des Moines, Iowa	W	56-53
1/20/10	H	Evansville, Ind.	L	65-72
1/29/09	A	Des Moines, Iowa	W	65-62
12/28/08	H	Evansville, Ind.	W	76-65
2/9/08	A	Des Moines, Iowa	L	65-73
1/6/08	H	Evansville, Ind.	L	68-71
3/1/07	N	St. Louis, Mo.	\$ OT	L 96-101
2/21/07	A	Des Moines, Iowa	L	79-82
12/28/06	H	Evansville, Ind.	W	78-57
2/11/06	A	Des Moines, Iowa	W	69-68
12/28/05	N	Evansville, Ind.	L	68-79
3/5/05	N	St. Louis, Mo.	\$	L 68-82
2/26/05	A	Des Moines, Iowa	L	81-83
2/5/05	H	Evansville, Ind.	OT	L 72-76
2/28/04	A	Des Moines, Iowa	L	71-81
2/7/04	H	Evansville, Ind.	W	77-68
2/22/03	H	Evansville, Ind.	L	73-81
2/8/03	A	Des Moines, Iowa	W	62-51
2/2/02	A	Des Moines, Iowa	L	67-78
1/16/02	H	Evansville, Ind.	L	61-63
1/31/01	A	Des Moines, Iowa	L	55-80
1/6/01	H	Evansville, Ind.	W	63-62
1/12/00	H	Evansville, Ind.	W	70-62
1/5/00	A	Des Moines, Iowa	W	67-64
1/30/99	H	Evansville, Ind.	W	76-63
1/2/99	A	Des Moines, Iowa	W	89-76
1/19/98	H	Evansville, Ind.	W	66-52
1/10/98	A	Des Moines, Iowa	W	78-63
1/30/97	A	Des Moines, Iowa	W	59-54
1/16/97	H	Evansville, Ind.	W	69-62
2/10/96	H	Evansville, Ind.	W	80-69
2/3/96	A	Des Moines, Iowa	L	61-65
2/20/95	A	Des Moines, Iowa	W	86-72

Drexel
1-0/1-0 Home

11/20/96	H	Evansville, Ind. & - NIT	W	65-61
----------	---	--------------------------	---	-------

Duke
0-1/0-1 Away

12/20/17	A	Durham, N.C.	L	40-104
----------	---	--------------	---	--------

Duquesne
2-0/1-0 Home/1-0 Away

2/13/93	A	Pittsburgh, Pa.	W	74-71
1/28/93	H	Evansville, Ind.	W	69-64

Earlham
6-1/4-0 Home/2-1 Away

11/15/14	H	Evansville, Ind.	W	116-45
1/3/42	H	Evansville, Ind.	W	69-35
2/3/41	A	Richmond, Ind.	W	65-57
1/27/40	H	Evansville, Ind.	W	68-63
1/31/39	A	Richmond, Ind.	W	57-51
12/18/37	A	Richmond, Ind.	L	37-56
12/18/36	H	Evansville, Ind.	W	42-36

Results vs. Opponents



East Carolina
1-3/1-0 Home/0-2 Away/0-1 Neutral
 11/22/19.....N.....Nassau, Bahamas \$.....L..... 68-85
 3/30/13.....A.....Greenville, N.C. %.....L..... 58-81
 12/11/99.....H.....Evansville, Ind.W..... 68-63
 12/12/98.....A.....Greenville, N.C.L..... 79-82
 % - 2013 Collegelsider.com Tournament
 \$ Islands of the Bahamas Showcase

East Central Oklahoma
0-1/0-1 Neutral
 3/11/42.....N.....Kansas City, Mo. #.....L..... 30-42
 # - NAIB Tournament

Eastern Illinois
11-11/5-4 Home/4-6 Away/2-1 Neutral
 11/28/21.....A.....Charleston, Ill.W..... 70-54
 12/9/20.....H.....Evansville, Ind.W..... 68-65
 3/23/15.....A.....Charleston, Ill. %.....W..... 83-68
 12/10/08.....H.....Evansville, Ind.W..... 80-76
 2/23/08.....A.....Charleston, Ill. bb.....W..... 63-55
 11/28/04.....A.....Charleston, Ill.L..... 74-79
 12/13/03.....H.....Evansville, Ind.W..... 86-76
 11/30/02.....A.....Charleston, Ill.L..... 89-94
 12/5/01.....H.....Evansville, Ind.L..... 76-86
 12/5/00.....A.....Charleston, Ill.L..... 73-91
 12/30/99.....H.....Evansville, Ind.W..... 92-69
 12/8/98.....A.....Charleston, Ill.W..... 85-66
 12/22/97.....H.....Evansville, Ind. OT.....L..... 75-79
 2/6/86.....A.....Charleston, Ill.L..... 72-84
 1/31/85.....H.....Evansville, Ind.L..... 67-72
 3/11/76.....H.....Evansville, Ind. #.....L..... 73-75
 12/19/70.....H.....Evansville, Ind.W..... 97-84
 1/6/49.....N.....N/A &.....L..... 67-84
 2/7/48.....A.....Charleston, Ill.L..... 55-71
 12/19/47.....A.....Charleston, Ill.L..... 52-63
 12/26/46.....N.....Terre Haute, Ind. @.....W..... 63-57
 12/29/45.....N.....Terre Haute, Ind. @.....W..... 56-46
 @ - Holiday Tournament/& - JC Tournament
 # - NCAA Tournament/bb - BracketBusters
 % - Collegelsider.com Tournament

Eastern Kentucky
5-10/4-2 Home/0-6 Away/1-2 Neutral
 3/23/13.....N.....Evansville, Ind. %.....W..... 86-72
 1/28/57.....H.....Evansville, Ind.W..... 95-80
 12/10/56.....A.....Richmond, Ky.L..... 81-84
 12/17/51.....A.....Richmond, Ky.L..... 66-86
 11/29/51.....H.....Evansville, Ind.L..... 45-71
 2/23/51.....N.....Louisville, Ky. #.....L..... 61-64
 2/14/51.....A.....Richmond, Ky.L..... 62-71
 1/6/51.....H.....Evansville, Ind.W..... 67-63
 2/23/50.....N.....Louisville, Ky. #.....L..... 52-54
 2/4/50.....H.....Evansville, Ind.L..... 66-72
 12/14/49.....A.....Richmond, Ky.L..... 62-67
 1/27/49.....H.....Evansville, Ind.W..... 61-57
 12/18/48.....A.....Richmond, Ky.L..... 63-85
 2/11/46.....A.....Richmond, Ky.L..... 50-64
 2/9/46.....H.....Evansville, Ind. OT.....W..... 47-44
 # - NAIB Tournament/% - 2013 CIT at USI

Eastern Michigan
1-2/0-2 Home/1-0 Away
 2/24/92.....A.....Ypsilanti, Mich.W..... 81-75
 12/29/90.....H.....Evansville, Ind.L..... 65-75
 3/10/72.....H.....Evansville, Ind. #.....L..... 88-93
 # - NCAA Tournament

Elon
1-0/1-0 Home
 12/16/00.....H.....Evansville, Ind.W..... 66-51

Fairfield
0-1/0-1 Neutral
 11/27/22.....N.....Savannah, Ga.L..... 56-63

Ferris State
1-0/1-0 Home
 12/4/80.....H.....Evansville, Ind.W..... 79-60

Florida
1-1/1-1 Neutral
 12/30/93.....N.....Honolulu, Hawaii ^.....L..... 63-66
 12/30/55.....N.....Owensboro, Ky. %.....W..... 85-69

%-All-American City Tour/^-Kraft Rainbow Classic

Florida International (FIU)
1-0/1-0 Home
 1/2/96.....H.....Evansville, Ind.W..... 82-75

Florida Southern
5-0/3-0 Home/2-0 Away
 12/28/84.....A.....Lakeland, Fla.W..... 71-63
 12/2/83.....H.....Evansville, Ind.W..... 100-61
 12/4/82.....H.....Evansville, Ind.W..... 57-51
 1/5/81.....A.....Lakeland, Fla.W..... 73-67
 12/8/79.....H.....Evansville, Ind.W..... 79-71

Florida State
1-1/1-0 Home/0-1 Neutral
 3/18/93.....N.....Orlando, Fla. #.....L..... 70-82
 12/30/67.....H.....Evansville, Ind.W..... 76-67
 # - NCAA Tournament

Fordham
1-0/1-0 Home
 12/26/69.....H.....Evansville, Ind.W..... 78-69

Fort Knox
1-1/1-0 Home/0-1 Away
 1/6/43.....A.....Fort Knox, Ky.L..... 42-62
 1/1/43.....H.....Evansville, Ind.W..... 56-48

Franklin
9-14/6-9 Home/3-5 Away
 3/1/55.....H.....Evansville, Ind. #.....W..... 87-75
 3/6/51.....N.....Terre Haute, Ind. \$.....W..... 70-69
 2/15/41.....H.....Evansville, Ind.W..... 49-39
 1/11/41.....A.....Franklin, Ind.W..... 38-34
 1/20/40.....A.....Franklin, Ind.W..... 37-32
 39-40.....H.....Evansville, Ind.L..... 44-45
 1/21/39.....H.....Evansville, Ind.L..... 36-43
 12/10/38.....A.....Franklin, Ind.L..... 31-32
 1/21/38.....H.....Evansville, Ind.L..... 22-47
 12/11/37.....A.....Franklin, Ind.L..... 29-42
 2/15/36.....H.....Evansville, Ind.L..... 35-40
 1/11/36.....A.....Franklin, Ind.L..... 24-29
 34-35.....A.....Franklin, Ind. OT.....L..... 25-26
 12/15/34.....H.....Evansville, Ind. OT.....W..... 31-29
 1/27/34.....H.....Evansville, Ind.L..... 22-26
 12/30/32.....H.....Evansville, Ind.W..... 26-16
 12/22/28.....H.....Evansville, Ind.L..... 22-45
 12/21/28.....H.....Evansville, Ind.L..... 24-30
 2/4/28.....H.....Evansville, Ind.W..... 31-20
 12/19/27.....A.....Franklin, Ind.W..... 37-20
 1/1/27.....H.....Evansville, Ind.L..... 24-29
 12/31/26.....H.....Evansville, Ind.L..... 21-45
 25-26.....A.....Franklin, Ind.L..... 34-52
 # - NAIA Tournament/\$ - NAIB Tournament

Fresno State
5-1/2-0 Home/1-1 Away/2-0 Neutral
 11/21/17.....N.....Cancun, Mexico &.....W..... 59-57
 12/20/15.....A.....Fresno, Calif.W..... 85-77
 11/24/14.....N.....Estero, Fla. ^.....W..... 58-52
 12/12/72.....A.....Fresno, Calif.L..... 56-58
 12/26/59.....H.....Evansville, Ind.W..... 85-77
 12/28/57.....H.....Evansville, Ind.W..... 82-80
 ^ - Gulf Coast Showcase & - Cancun Challenge

George Field
5-0/4-0 Home/1-0 Away
 11/28/45.....H.....Evansville, Ind.W..... 61-48
 1/26/45.....A.....N/A.....W..... 61-54
 11/29/44.....H.....Evansville, Ind.W..... 47-41
 2/10/43.....H.....Evansville, Ind.W..... 57-56
 12/17/42.....H.....Evansville, Ind.W..... 87-46

George Washington
1-1/1-0 Home/0-1 Neutral
 11/23/19.....N.....Nassau, Bahamas \$.....L..... 70-78
 12/18/64.....H.....Evansville, Ind.W..... 105-80
 \$ Islands of the Bahamas Showcase

Georgetown (KY)
5-1/2-0 Home/2-1 Away/1-0 Neutral
 12/30/48.....N.....N/A &.....W..... 79-42
 12/12/46.....A.....Georgetown, Ky.W..... 71-59
 2/13/46.....A.....Georgetown, Ky.L..... 51-54

1/26/46.....H.....Evansville, Ind.W..... 81-39
 2/10/45.....A.....Georgetown, Ky.W..... 66-51
 12/1/44.....H.....Evansville, Ind.W..... 67-39
 & - JC Tournament

Georgia
0-1/0-1 Away
 12/20/76.....A.....Athens, Ga. OT.....L..... 86-88

Georgia Southern
3-0/3-0 Home
 12/17/09.....H.....Evansville, Ind.W..... 75-58
 11/29/00.....H.....Evansville, Ind.W..... 79-72
 12/16/83.....H.....Evansville, Ind.W..... 98-82

Georgia State
2-0/2-0 Home
 12/17/87.....H.....Evansville, Ind.W..... 88-67
 3/1/84.....H.....Evansville, Ind.W..... 84-65

Georgia Tech
1-0/1-0 Home
 12/23/26.....H.....Evansville, Ind.W..... 38-36

Grambling
1-0/1-0 Home
 12/28/13.....H.....Evansville, Ind.W..... 96-61

Green Bay
7-2/5-0 Home/2-1 Away/0-1 Neutral
 12/14/19.....A.....Green Bay, Wisc.W..... 72-62
 12/22/18.....H.....Evansville, Ind.W..... 80-75
 11/25/14.....N.....Estero, Fla. ^.....L..... 62-64
 12/22/01.....H.....Evansville, Ind.L..... 77-69
 11/25/00.....A.....Green Bay, Wisc.L..... 64-67
 12/5/88.....H.....Evansville, Ind.W..... 68-60
 1/11/88.....H.....Evansville, Ind.W..... 74-38
 12/11/86.....A.....Green Bay, Wisc.W..... 51-48
 3/8/74.....H.....Evansville, Ind. #.....W..... 87-75
 # - NCAA Tournament/^ - Gulf Coast Showcase

Hanover
18-10/10-3 Home/8-7 Away
 12/15/07.....H.....Evansville, Ind.W..... 57-44
 2/17/39.....H.....Evansville, Ind.W..... 48-41
 1/13/39.....A.....Hanover, Ind.L..... 34-44
 2/12/38.....H.....Evansville, Ind.L..... 45-43
 1/8/38.....A.....Hanover, Ind.L..... 29-51
 2/3/36.....A.....Hanover, Ind.L..... 24-25
 12/21/35.....H.....Evansville, Ind.W..... 49-21
 12/21/34.....A.....Hanover, Ind.W..... 47-37
 2/10/34.....A.....Hanover, Ind.W..... 26-23
 2/11/33.....A.....Hanover, Ind.W..... 27-24
 1/29/32.....H.....Evansville, Ind.W..... 30-20
 1/16/31.....A.....Hanover, Ind.L..... 25-29
 2/21/30.....H.....Evansville, Ind.W..... 46-26
 2/18/28.....H.....Evansville, Ind.W..... 35-19
 1/28/28.....A.....Hanover, Ind.W..... 33-15
 3/3/27.....A.....Hanover, Ind.W..... 26-15
 1/21/27.....H.....Evansville, Ind.W..... 25-24
 1925-26.....A.....Hanover, Ind.W..... 25-17
 1925-26.....H.....Evansville, Ind.W..... 22-13
 1924-25.....A.....Hanover, Ind.W..... 35-30
 1924-25.....H.....Evansville, Ind.W..... 37-24
 1924-25.....A.....Hanover, Ind.W..... 35-30
 1923-24.....A.....Hanover, Ind.L..... 15-43
 1923-24.....H.....Evansville, Ind.L..... 17-27
 1/20/23.....H.....Evansville, Ind.L..... 5-28
 1/12/23.....A.....Hanover, Ind.L..... 27-32
 2/18/22.....A.....Hanover, Ind.L..... 18-39
 1/28/22.....H.....Evansville, Ind.L..... 16-27

Hardin-Simmons
1-0/1-0 Neutral
 12/28/55.....N.....Owensboro, Ky. %.....W..... 79-56
 % - All-American City Tournament

Hartwick
1-0/1-0 Home
 3/17/71.....H.....Evansville, Ind. #.....W..... 105-69
 # - NCAA Tournament



Results vs. Opponents

Harvard
1-0/1-0 Home
12/28/62.....H.....Evansville, Ind..... W..... 68-55

Hawaii
1-2/1-2 Away
12/29/93.....A.....Honolulu, Hawaii.....L..... 62-67
2/24/79.....A.....Honolulu, Hawaii.....W..... 62-54
2/23/79.....A.....Honolulu, Hawaii.....L..... 54-60

Hawaii-Hilo
1-0/1-0 Away
11/28/98.....A.....Hilo, Hawaii &..... W... 115-74
& - Big Island Invitational

High Point
1-0/1-0 Home
12/14/50.....H.....Evansville, Ind..... W..... 73-54

Hofstra
1-0/1-0 Neutral
3/15/11.....N.....Evansville, Ind. %..... W..... 77-70
% - 2011 CBI at USI

Howard
2-0/2-0 Home
12/21/84.....H.....Evansville, Ind..... W..... 84-72
12/28/79.....H.....Evansville, Ind..... W..... 74-68

Illinois
0-1/0-1 Away
11/8/18.....A.....Champaign, Ill..... L..... 60-99

Illinois Chicago (UIC)
2-8/2-3 Home/0-5 Away
2/21/24.....A.....Chicago, Ill..... L..... 79-88
1/31/24.....H.....Evansville, Ind..... W..... 77-60
2/22/23.....H.....Evansville, Ind..... L..... 76-82
2/4/23.....A.....Chicago, Ill..... L..... 61-70
11/23/11.....A.....Chicago, Ill..... L..... 75-79
2/20/10.....H.....Evansville, Ind. bb..... L..... 80-82
11/25/03.....A.....Chicago, Ill..... L..... 73-77
11/21/03.....H.....Evansville, Ind..... L..... 54-70
11/22/02.....H.....Evansville, Ind..... W..... 73-68
11/27/01.....A.....Chicago, Ill..... L..... 61-64
bb - BracketBusters

Illinois State
23-50/16-18 Home/5-27 Away/2-5 Neutral
3/7/24.....N.....St. Louis, Mo. \$..... W..... 59-53
2/18/24.....A.....Normal, Ill..... L..... 79-86
1/27/24.....H.....Evansville, Ind..... W..... 58-54
2/26/23.....A.....Normal, Ill..... L..... 53-72
1/7/23.....H.....Evansville, Ind..... L..... 61-69
1/23/22.....H.....Evansville, Ind..... W..... 56-53
1/21/22.....A.....Normal, Ill..... L..... 56-94
1/10/21.....H.....Evansville, Ind..... L..... 68-73
1/9/21.....H.....Evansville, Ind..... W..... 57-48
2/29/20.....H.....Evansville, Ind..... L..... 60-71
1/29/20.....A.....Normal, Ill..... L..... 66-77
3/7/19.....N.....St. Louis, Mo. \$..... L..... 60-65
1/19/19.....H.....Evansville, Ind..... L..... 70-78
1/5/19.....A.....Normal, Ill..... L..... 46-58
2/3/18.....A.....Normal, Ill..... L..... 71-75
12/23/17.....H.....Evansville, Ind..... L..... 66-72
3/3/17.....N.....St. Louis, Mo. \$..... L..... 69-80
1/29/17.....H.....Evansville, Ind..... L..... 59-69
12/29/16.....A.....Normal, Ill..... L..... 50-62
2/11/16.....H.....Evansville, Ind..... L..... 60-70
1/15/16.....A.....Normal, Ill..... W..... 66-55
3/6/15.....N.....St. Louis, Mo. \$..... L..... 67-71
2/28/15.....H.....Evansville, Ind. OT..... L..... 67-69
2/3/15.....A.....Normal, Ill..... L..... 51-77
2/12/14.....H.....Evansville, Ind. OT..... W... 104-98
1/15/14.....A.....Normal, Ill. OT..... L..... 78-79
2/20/13.....H.....Evansville, Ind..... W..... 79-62
1/26/13.....A.....Normal, Ill..... L..... 62-67
1/21/12.....H.....Evansville, Ind..... W..... 79-71
1/7/12.....A.....Normal, Ill..... L..... 73-75
2/26/11.....H.....Evansville, Ind..... W..... 73-67
1/15/11.....A.....Normal, Ill..... W..... 59-54
1/13/10.....A.....Normal, Ill..... L..... 56-70
1/6/10.....H.....Evansville, Ind..... L..... 63-82
3/6/09.....N.....St. Louis, Mo. \$..... L..... 68-78

2/11/09.....H.....Evansville, Ind..... L..... 68-70
12/31/08.....A.....Normal, Ill..... L..... 50-80
2/20/08.....H.....Evansville, Ind..... L..... 47-49
1/12/08.....A.....Normal, Ill..... L..... 66-74
1/30/07.....A.....Normal, Ill..... L..... 61-65
12/9/06.....H.....Evansville, Ind..... W..... 69-41
3/2/06.....N.....St. Louis, Mo. \$..... W..... 52-45
2/4/06.....H.....Evansville, Ind..... W..... 54-47
1/16/06.....A.....Normal, Ill..... L..... 57-65
1/25/05.....A.....Normal, Ill..... L..... 58-77
1/9/05.....H.....Evansville, Ind..... W..... 69-61
2/25/04.....A.....Normal, Ill..... W..... 72-56
2/11/04.....H.....Evansville, Ind..... W..... 79-48
2/19/03.....A.....Normal, Ill..... L..... 61-65
1/25/03.....H.....Evansville, Ind..... W..... 85-74
2/25/02.....A.....Normal, Ill..... L..... 73-82
2/13/02.....H.....Evansville, Ind..... L..... 55-73
3/3/01.....N.....St. Louis, Mo. \$..... L..... 77-81
2/12/01.....H.....Evansville, Ind. 2OT..... L..... 87-94
1/20/01.....A.....Normal, Ill..... L..... 60-64
2/20/00.....A.....Normal, Ill..... W..... 76-69
1/8/00.....H.....Evansville, Ind..... W..... 90-75
2/20/99.....A.....Normal, Ill..... L..... 68-79
1/16/99.....H.....Evansville, Ind..... L..... 80-81
2/18/98.....H.....Evansville, Ind. OT..... L..... 76-80
2/10/98.....A.....Normal, Ill..... L..... 67-74
1/19/97.....H.....Evansville, Ind..... L..... 53-67
1/4/97.....A.....Normal, Ill..... L..... 67-80
2/18/96.....A.....Normal, Ill..... L..... 69-70
1/30/96.....H.....Evansville, Ind..... L..... 69-73
2/8/95.....A.....Normal, Ill..... L..... 72-73
12/10/94.....H.....Evansville, Ind..... W..... 78-51
12/21/93.....A.....Normal, Ill..... L..... 67-73
12/12/92.....H.....Evansville, Ind..... W..... 86-67
1/17/79.....H.....Evansville, Ind..... L..... 68-73
3/4/57.....H.....Evansville, Ind. #..... W... 108-96
2/21/53.....A.....Normal, Ill..... W..... 95-92
12/8/52.....A.....Normal, Ill..... L..... 62-77
\$ - MVC Tournament/# - NCAA Tournament

Illinois Wesleyan
2-1/2-0 Home/0-1 Away
1/6/41.....H.....Evansville, Ind..... W..... 50-30
2/6/40.....A.....Bloomington, Ill..... L..... 29-44
12/16/38.....H.....Evansville, Ind..... W..... 43-37

Indiana
0-9/0-3 Home/0-3 Away/0-3 Neutral
11/26/13.....A.....Bloomington, Ind..... L..... 46-77
11/16/11.....H.....Evansville, Ind..... L..... 73-94
11/21/10.....A.....Bloomington, Ind..... L..... 54-67
12/9/97.....A.....Bloomington, Ind..... L..... 73-85
12/21/96.....N.....Indianapolis, Ind..... L..... 57-75
11/27/96.....N.....New York, N.Y. @..... L..... 73-74
12/20/95.....H.....Evansville, Ind..... L..... 48-76
12/3/94.....N.....Indianapolis, Ind..... L..... 63-84
12/23/35.....H.....Evansville, Ind..... L..... 32-39
@ - NIT

IU Kokomo
1-0/1-0 Home
11/14/19.....H.....Evansville, Ind..... W..... 89-71

IPFW
1-0/1-0 Home
3/18/15.....H.....Evansville, Ind. %..... W..... 82-77
% - CollegeInsider.com Tournament

Indiana State
83-142/53-36 Home/27-64 Away/3-4 Neutral
2/28/24.....H.....Evansville, Ind..... L..... 67-85
1/3/24.....A.....Terre Haute, Ind..... L..... 73-87
3/2/23.....N.....St. Louis, Mo. \$..... L..... 58-97
2/1/23.....H.....Evansville, Ind..... L..... 65-83
12/29/22.....A.....Terre Haute, Ind..... L..... 63-91
2/10/22.....H.....Evansville, Ind. 2OT..... L..... 77-80
2/8/22.....A.....Terre Haute, Ind..... W..... 65-56
3/5/21.....N.....St. Louis, Mo. \$..... L..... 43-53
2/17/21.....A.....Terre Haute, Ind..... L..... 73-87
2/14/21.....H.....Evansville, Ind..... L..... 70-76
2/23/20.....H.....Evansville, Ind..... L..... 62-64
1/15/20.....A.....Terre Haute, Ind..... L..... 42-65
2/6/19.....A.....Terre Haute, Ind..... L..... 62-85
1/12/19.....H.....Evansville, Ind..... L..... 66-72

2/21/18.....A.....Terre Haute, Ind..... L..... 53-58
1/17/18.....H.....Evansville, Ind..... L..... 66-71
3/2/17.....N.....St. Louis, Mo. \$..... W..... 83-72
2/25/17.....H.....Evansville, Ind..... W..... 65-63
2/1/17.....A.....Terre Haute, Ind. OT..... L..... 84-85
3/5/16.....N.....St. Louis, Mo. \$..... W..... 68-42
1/24/16.....A.....Terre Haute, Ind..... L..... 65-82
12/30/15.....H.....Evansville, Ind..... W..... 70-62
1/27/15.....H.....Evansville, Ind..... W..... 89-78
1/4/15.....A.....Terre Haute, Ind..... L..... 75-79
2/19/14.....A.....Terre Haute, Ind..... L..... 54-59
1/4/14.....H.....Evansville, Ind..... L..... 62-81
3/8/13.....N.....St. Louis, Mo. \$..... L..... 50-51
3/2/13.....H.....Evansville, Ind..... W..... 84-68
1/19/13.....A.....Terre Haute, Ind..... L..... 62-72
1/29/12.....H.....Evansville, Ind. 2OT..... L..... 81-90
1/10/12.....A.....Terre Haute, Ind..... L..... 78-80
3/4/11.....N.....St. Louis, Mo. \$..... L..... 50-52
1/26/11.....A.....Terre Haute, Ind..... W..... 66-63
1/1/11.....H.....Evansville, Ind..... W..... 64-59
1/31/10.....H.....Evansville, Ind..... L..... 56-63
1/10/10.....A.....Terre Haute, Ind..... L..... 55-69
1/17/09.....H.....Evansville, Ind..... W..... 63-57
1/4/09.....A.....Terre Haute, Ind..... W..... 65-59
1/23/08.....A.....Terre Haute, Ind..... L..... 42-72
12/29/07.....H.....Evansville, Ind..... L..... 56-70
2/11/07.....H.....Evansville, Ind..... W..... 76-61
1/24/07.....A.....Terre Haute, Ind..... W..... 50-49
2/25/06.....A.....Terre Haute, Ind..... W..... 77-75
1/7/06.....H.....Evansville, Ind..... W..... 63-58
2/12/05.....A.....Terre Haute, Ind..... L..... 67-81
1/22/05.....H.....Evansville, Ind..... W..... 64-59
3/5/04.....N.....St. Louis, Mo. \$..... W..... 63-59
3/1/04.....H.....Evansville, Ind..... L..... 56-71
12/31/03.....A.....Terre Haute, Ind..... L..... 52-72
3/3/03.....H.....Evansville, Ind..... W..... 77-69
1/4/03.....A.....Terre Haute, Ind..... L..... 60-86
2/16/02.....H.....Evansville, Ind..... L..... 71-82
1/5/02.....A.....Terre Haute, Ind..... L..... 40-45
2/21/01.....A.....Terre Haute, Ind..... L..... 42-78
1/17/01.....H.....Evansville, Ind..... L..... 66-77
2/26/00.....H.....Evansville, Ind..... L..... 52-55
2/12/00.....A.....Terre Haute, Ind..... L..... 60-69
2/10/99.....A.....Terre Haute, Ind..... W..... 68-65
12/19/98.....H.....Evansville, Ind..... W..... 82-75
2/15/98.....H.....Evansville, Ind..... W..... 76-73
12/20/97.....A.....Terre Haute, Ind..... L..... 52-62
2/24/97.....H.....Evansville, Ind..... W..... 76-72
1/22/97.....A.....Terre Haute, Ind..... W..... 70-59
2/14/96.....H.....Evansville, Ind..... W..... 73-52
1/13/96.....A.....Terre Haute, Ind..... W..... 71-67
1/26/95.....H.....Evansville, Ind..... W..... 89-64
1/11/95.....A.....Terre Haute, Ind..... W..... 79-66
1/5/94.....A.....Terre Haute, Ind..... W..... 71-47
12/14/93.....H.....Evansville, Ind..... W..... 75-56
12/29/92.....H.....Evansville, Ind..... W..... 64-46
12/14/92.....A.....Terre Haute, Ind..... L..... 55-58
2/18/92.....H.....Evansville, Ind..... W..... 77-44
1/27/92.....A.....Terre Haute, Ind..... W..... 77-60
12/10/90.....H.....Evansville, Ind..... W..... 70-49
1/6/90.....A.....Terre Haute, Ind..... L..... 71-77
12/12/88.....H.....Evansville, Ind..... W..... 94-75
12/30/87.....A.....Terre Haute, Ind..... W..... 74-58
12/6/86.....H.....Evansville, Ind..... W..... 63-60
12/4/85.....A.....Terre Haute, Ind..... L..... 42-51
12/8/84.....H.....Evansville, Ind..... W..... 72-70
12/8/83.....A.....Terre Haute, Ind..... L..... 61-65
12/11/82.....H.....Evansville, Ind..... L..... 81-96
12/5/81.....A.....Terre Haute, Ind..... L..... 58-67
12/6/80.....H.....Evansville, Ind..... W..... 83-59
12/20/79.....A.....Terre Haute, Ind..... L..... 51-53
12/2/78.....H.....Evansville, Ind..... L..... 70-74
12/10/77.....A.....Terre Haute, Ind..... L..... 76-102
2/26/77.....H.....Evansville, Ind..... L..... 63-78
1/3/77.....A.....Terre Haute, Ind..... L..... 68-104
3/1/76.....A.....Terre Haute, Ind..... L..... 79-87
1/17/76.....H.....Evansville, Ind..... W..... 78-75
1/29/75.....H.....Evansville, Ind..... L..... 67-69
1/2/75.....A.....Terre Haute, Ind..... L..... 71-87
3/4/74.....A.....Terre Haute, Ind..... L..... 71-73
1/9/74.....H.....Evansville, Ind..... W..... 107-86
1/31/73.....H.....Evansville, Ind..... L..... 68-71
1/13/73.....A.....Terre Haute, Ind..... W..... 75-71
2/19/72.....H.....Evansville, Ind..... W..... 102-87

Results vs. Opponents



1/17/72.....A.....Terre Haute, Ind.....L.....82-87
2/20/71.....H.....Evansville, Ind.....W.....90-83
1/19/71.....A.....Terre Haute, Ind.....L.....72-95
2/21/70.....A.....Terre Haute, Ind.....L.....98-102
1/28/70.....H.....Evansville, Ind.....W.....88-87
2/22/69.....H.....Evansville, Ind.....L.....76-81
1/30/69.....A.....Terre Haute, Ind.....L.....86-90
2/17/68.....H.....Evansville, Ind.....L.....58-68
1/31/68.....A.....Terre Haute, Ind.....W.....84-78
2/18/67.....A.....Terre Haute, Ind.....L.....84-86
2/1/67.....H.....Evansville, Ind.....L.....100-101
2/22/66.....A.....Terre Haute, Ind.....W.....98-89
1/29/66.....H.....Evansville, Ind.....W.....82-79
2/23/65.....H.....Evansville, Ind.....W.....112-84
2/6/65.....A.....Terre Haute, Ind.....W.....97-76
2/19/64.....A.....Terre Haute, Ind.....W.....105-79
1/11/64.....H.....Evansville, Ind.....W.....123-86
2/20/63.....A.....Terre Haute, Ind.....W.....69-67
1/12/63.....H.....Evansville, Ind.....W.....67-56
2/13/62.....A.....Terre Haute, Ind.....L.....86-100
1/20/62.....H.....Evansville, Ind.....W.....84-75
2/14/61.....A.....Terre Haute, Ind.....L.....90-91
1/21/61.....H.....Evansville, Ind. OT.....L.....102-105
2/16/60.....A.....Terre Haute, Ind.....W.....73-69
1/23/60.....H.....Evansville, Ind.....W.....77-61
2/17/59.....A.....Terre Haute, Ind.....L.....64-77
1/17/59.....H.....Evansville, Ind.....W.....87-69
2/18/58.....A.....Terre Haute, Ind.....W.....93-87
1/18/58.....H.....Evansville, Ind.....W.....89-73
2/16/57.....H.....Evansville, Ind.....W.....90-62
1/31/57.....A.....Terre Haute, Ind.....W.....91-85
2/16/56.....H.....Evansville, Ind.....W.....80-73
1/5/56.....A.....Terre Haute, Ind.....W.....94-90
2/17/55.....H.....Evansville, Ind.....W.....104-70
1/6/55.....A.....Terre Haute, Ind.....W.....79-76
2/24/54.....H.....Evansville, Ind.....W.....76-66
1/7/54.....A.....Terre Haute, Ind.....L.....58-62
3/4/53.....A.....Terre Haute, Ind. %.....L.....59-62
2/5/53.....A.....Terre Haute, Ind.....L.....65-80
1/17/53.....H.....Evansville, Ind.....W.....79-74
2/7/52.....A.....Terre Haute, Ind.....L.....53-81
1/24/52.....H.....Evansville, Ind.....W.....66-64
2/8/51.....H.....Evansville, Ind.....W.....64-45
1/25/51.....A.....Terre Haute, Ind.....W.....61-51
3/8/50.....A.....Terre Haute, Ind.....L.....61-73
1/28/50.....H.....Evansville, Ind.....L.....57-69
1/21/50.....A.....Terre Haute, Ind.....L.....53-66
2/5/49.....A.....Terre Haute, Ind.....L.....54-76
2/3/49.....H.....Evansville, Ind.....L.....68-69
1/31/48.....H.....Evansville, Ind.....L.....40-64
12/17/47.....A.....Terre Haute, Ind.....L.....44-52
2/20/47.....A.....Terre Haute, Ind.....L.....46-80
1/29/47.....H.....Evansville, Ind.....W.....49-48
2/20/46.....A.....Terre Haute, Ind.....L.....41-49
1/23/46.....H.....Evansville, Ind.....L.....37-59
12/30/45.....A.....Terre Haute, Ind.....L.....41-48
1/11/45.....A.....Terre Haute, Ind.....L.....53-72
12/13/44.....H.....Evansville, Ind.....W.....56-54
1/5/44.....H.....Evansville, Ind.....L.....29-51
12/4/43.....A.....Terre Haute, Ind.....L.....32-67
2/21/39.....A.....Terre Haute, Ind.....L.....28-41
1/16/39.....H.....Evansville, Ind.....W.....36-33
2/1/38.....A.....Terre Haute, Ind.....W.....42-39
1/6/38.....H.....Evansville, Ind.....W.....52-32
1/21/37.....A.....Terre Haute, Ind.....L.....26-41
2/19/36.....A.....Terre Haute, Ind. 2 OTL.....L.....39-41
1/16/36.....H.....Evansville, Ind.....W.....38-28
1/17/35.....H.....Evansville, Ind.....W.....37-33
12/18/34.....A.....Terre Haute, Ind.....L.....22-44
2/23/34.....A.....Terre Haute, Ind.....W.....23-22
12/15/33.....H.....Evansville, Ind.....W.....50-30
3/1/33.....H.....Evansville, Ind. OT.....L.....28-34
12/7/32.....A.....Terre Haute, Ind.....W.....34-32
1/8/32.....H.....Evansville, Ind.....W.....29-25
12/4/31.....A.....Terre Haute, Ind.....L.....22-30
1/14/31.....A.....Terre Haute, Ind.....L.....34-44
12/5/30.....H.....Evansville, Ind.....W.....19-16
2/11/30.....A.....Terre Haute, Ind.....L.....29-37
1/17/30.....H.....Evansville, Ind.....L.....24-53
2/27/29.....A.....Terre Haute, Ind.....L.....34-53
2/15/29.....H.....Evansville, Ind.....L.....19-50
1/8/28.....H.....Evansville, Ind.....W.....43-26
2/29/24.....H.....Evansville, Ind.....L.....20-33
2/3/23.....A.....Terre Haute, Ind.....L.....29-45

1/6/23.....H.....Evansville, Ind.....L.....26-68	
1/6/22.....H.....Evansville, Ind.....L.....13-40	
2/18/21.....A.....Terre Haute, Ind.....L.....18-65	
1/7/21.....H.....Evansville, Ind.....L.....14-28	
% - NAIB Tournament/\$ - MVC Tournament	

<u>IUPUI</u>	
5-0/3-0 Home/2-0 Away	
11/11/21.....H.....Evansville, Ind.....W.....60-40	
11/30/19.....A.....Indianapolis, Ind.....W.....70-64	
12/6/14.....H.....Evansville, Ind.....W.....89-62	
11/12/13.....A.....Indianapolis, Ind.....W.....84-78	
11/20/99.....H.....Evansville, Ind.....W.....74-61	

<u>UIndy (formerly Indiana Central)</u>	
13-9/7-3 Home/5-5 Away/1-1 Neutral	
2/17/79.....H.....Evansville, Ind.....L.....70-74	
2/9/77.....H.....Evansville, Ind.....W.....86-81	
1/22/77.....H.....Evansville, Ind.....L.....83-85	
2/18/76.....H.....Evansville, Ind.....W.....70-61	
1/31/76.....A.....Indianapolis, Ind.....L.....89-91	
2/25/75.....A.....Indianapolis, Ind.....L.....68-80	
1/15/75.....H.....Evansville, Ind.....W.....94-80	
2/6/74.....H.....Evansville, Ind.....W.....95-61	
1/2/74.....A.....Indianapolis, Ind.....W.....79-69	
2/10/73.....H.....Evansville, Ind.....W.....73-65	
1/24/73.....A.....Indianapolis, Ind.....L.....59-62	
12/18/71.....H.....Evansville, Ind.....W.....103-62	
3/6/56.....N.....Indianapolis, Ind. #.....L.....102-105	
2/24/50.....N.....Indianapolis, Ind. \$.....W.....90-81	
2/26/47.....A.....Indianapolis, Ind.....L.....47-55	
12/5/46.....H.....Evansville, Ind.....W.....50-33	
2/27/46.....A.....Indianapolis, Ind.....W.....53-43	
1/9/46.....H.....Evansville, Ind.....L.....52-33	
1924-25.....A.....Indianapolis, Ind.....W.....44-25	
1924-25.....A.....Indianapolis, Ind.....W.....46-29	
1923-24.....A.....Indianapolis, Ind.....L.....33-36	
1923-24.....H.....Evansville, Ind.....W.....48-28	
\$ - NAIB Playoffs/# - NAIA Playoffs	

<u>Iona</u>	
1-0/1-0 Home	
11/22/96.....H.....Evansville, Ind. (NIT).....W.....44-41	

<u>Iowa</u>	
2-5/2-5 Home	
12/4/65.....H.....Evansville, Ind.....L.....73-80	
12/5/64.....H.....Evansville, Ind.....W.....90-83	
12/7/63.....H.....Evansville, Ind.....L.....72-75	
12/1/62.....H.....Evansville, Ind.....L.....57-62	
12/2/61.....H.....Evansville, Ind.....W.....65-59	
12/3/60.....H.....Evansville, Ind.....L.....71-83	
12/1/59.....H.....Evansville, Ind.....L.....84-86	

<u>Jackson State</u>	
1-1/1-1 Home	
12/14/13.....H.....Evansville, Ind.....L.....51-57	
3/5/64.....H.....Evansville, Ind. #.....W.....97-69	
# - NCAA Tournament	

<u>Jacksonville State</u>	
0-2/0-1 Home/0-1 Away	
12/16/19.....A.....Jacksonville, Ala.....L.....59-85	
12/15/18.....H.....Evansville, Ind.....L.....50-55	

<u>Jacksonville</u>	
0-1/0-1 Home	
12/27/69.....H.....Evansville, Ind.....L.....70-100	

<u>James Madison</u>	
0-1/0-1 Neutral	
11/26/89.....N.....Maui, Hawaii & Maui Classic.....L.....60-70	

<u>James Milliken</u>	
3-2/3-0 Home/0-2 Away	
1/7/50.....H.....Evansville, Ind.....W.....89-69	
12/5/42.....H.....Evansville, Ind.....W.....50-40	
1/7/30.....A.....Decatur, Ill.....L.....20-38	
12/28/29.....A.....Decatur, Ill.....L.....32-37	
12/21/27.....H.....Evansville, Ind.....W.....36-16	

<u>Kansas</u>	
0-3/0-1 Home/0-1 Away/0-1 Neutral	
3/12/99.....N.....New Orleans, La. @.....L.....74-95	

1/8/83.....H.....Evansville, Ind.....L.....54-59
1/6/82.....A.....Lawrence, Kan. OT.....L.....65-72

<u>Kansas State</u>	
1-1/1-1 Home	
12/30/39.....H.....Evansville, Ind.....W.....38-35	
12/12/36.....H.....Evansville, Ind.....L.....46-69	

<u>Kent State</u>	
3-1/3-0 Home/0-1 Away	
12/23/95.....A.....Kent, Ohio.....L.....91-96	
12/18/93.....H.....Evansville, Ind.....W.....86-53	
12/28/73.....H.....Evansville, Ind. OT.....W.....67-65	
12/28/65.....H.....Evansville, Ind.....W.....114-88	

<u>Kentucky</u>	
1-0/1-0 Home	
11/12/19.....A.....Lexington, Ky. (#1) ..W.....67-64	

<u>Kentucky State</u>	
1-0/1-0 Home	
11/23/85.....H.....Evansville, Ind.....W.....50-47	

<u>Kentucky Wesleyan</u>	
36-22/25-5 Home/11-17 Away	

11/15/18.....H.....Evansville, Ind.....W.....92-72	
12/8/86.....H.....Evansville, Ind.....W.....74-71	
2/13/80.....A.....Owensboro, Ky.....W.....57-53	
1/16/80.....H.....Evansville, Ind.....W.....84-63	
2/23/77.....A.....Owensboro, Ky.....W.....104-89	
1/29/77.....H.....Evansville, Ind.....L.....85-86	
2/4/76.....H.....Evansville, Ind.....W.....81-73	
1/3/76.....A.....Owensboro, Ky.....W.....97-89	
2/15/75.....A.....Owensboro, Ky.....W.....100-97	
1/4/75.....H.....Evansville, Ind.....W.....80-74	
1/5/74.....H.....Evansville, Ind.....W.....103-79	
12/17/73.....A.....Owensboro, Ky.....L.....81-82	
2/24/73.....A.....Owensboro, Ky.....L.....84-89	
12/16/72.....H.....Evansville, Ind.....W.....78-66	
2/2/72.....H.....Evansville, Ind. OT.....W.....104-100	
12/11/71.....A.....Owensboro, Ky.....W.....87-72	
2/3/71.....A.....Owensboro, Ky.....L.....81-102	
12/12/70.....H.....Evansville, Ind.....W.....84-83	
2/4/70.....H.....Evansville, Ind.....W.....82-81	
12/17/69.....A.....Owensboro, Ky.....L.....74-80	
2/5/69.....A.....Owensboro, Ky.....L.....80-86	
1/4/69.....H.....Evansville, Ind.....W.....71-70	
2/10/68.....A.....Owensboro, Ky. OT.....L.....78-87	
1/3/68.....H.....Evansville, Ind.....W.....71-64	
2/11/67.....H.....Evansville, Ind.....L.....61-74	
1/4/67.....A.....Owensboro, Ky.....L.....66-68	
2/2/66.....H.....Evansville, Ind.....W.....89-84	
1/1/66.....A.....Owensboro, Ky.....L.....74-80	
2/20/65.....H.....Evansville, Ind.....W.....99-70	
1/13/65.....A.....Owensboro, Ky.....W.....82-67	
2/29/64.....A.....Owensboro, Ky.....W.....71-70	
1/22/64.....H.....Evansville, Ind.....W.....81-69	
2/9/63.....H.....Evansville, Ind.....W.....23-19	
1/16/63.....A.....Owensboro, Ky.....W.....70-67	
2/10/62.....H.....Evansville, Ind.....L.....66-78	
1/10/62.....A.....Owensboro, Ky.....L.....62-87	
2/11/61.....H.....Evansville, Ind.....L.....76-88	
1/11/61.....A.....Owensboro, Ky.....L.....82-99	
3/10/60.....H.....Evansville, Ind. #.....W.....76-69	
2/13/60.....H.....Evansville, Ind.....W.....93-87	
1/13/60.....A.....Owensboro, Ky.....L.....91-95	
2/14/59.....H.....Evansville, Ind.....W.....92-82	
1/14/59.....A.....Owensboro, Ky.....L.....72-85	
2/15/58.....H.....Evansville, Ind.....W.....89-88	
1/15/58.....A.....Owensboro, Ky.....W.....77-71	
2/20/57.....A.....Owensboro, Ky. 2OTW.....L.....95-91	
1/16/57.....H.....Evansville, Ind.....W.....67-64	
2/11/56.....A.....Owensboro, Ky.....L.....79-98	
1/11/56.....H.....Evansville, Ind.....W.....96-81	
2/10/55.....A.....Owensboro, Ky.....L.....71-74	
1/20/55.....H.....Evansville, Ind.....W.....82-70	
2/20/54.....H.....Evansville, Ind.....L.....72-89	
1/21/54.....A.....Owensboro, Ky.....L.....69-70	
1/14/53.....A.....Owensboro, Ky.....W.....81-80	
12/13/52.....H.....Evansville, Ind.....W.....90-79	
1/16/52.....A.....Owensboro, Ky.....L.....74-76	
12/4/48.....H.....Evansville, Ind.....W.....72-57	
1/10/48.....A.....Owensboro, Ky.....L.....71-76	
# - NCAA Tournament	



Results vs. Opponents

La Salle
3-1/1-1 Home/2-0 Away
 2/10/94.....H.....Evansville, Ind.....L..... 63-65
 1/15/94.....A.....Philadelphia, Pa. OT W..... 92-81
 2/11/93.....A.....Philadelphia, Pa.....W..... 63-41
 1/9/93.....H.....Evansville, Ind.....W..... 82-70

Lamar
3-1/1-1 Home/2-0 Away
 12/17/83.....H.....Evansville, Ind.....L..... 71-87
 12/21/73.....A.....Beaumont, Texas.....W..... 100-76
 12/9/67.....H.....Evansville, Ind.....W..... 94-78
 3/4/66.....A.....Beaumont, Texas # W 111-103
 # - NCAA Tournament

Lawrence Tech
1-1/1-0 Home/0-1 Away
 12/14/54.....A.....Detroit, Mich.....L..... 76-80
 12/1/54.....H.....Evansville, Ind.....W..... 108-72

Lincoln (Mo.)
1-1/1-1 Away
 3/8/68.....A.....Jefferson City, Mo. #W..... 95-80
 3/10/61.....A.....Jefferson City, Mo. #L..... 77-90
 # - NCAA Tournament

Lipscomb
1-1/1-0 Home/0-1 Away
 12/16/06.....H.....Evansville, Ind.....W..... 80-73
 11/13/06.....A.....Nashville, Tenn.....L..... 64-67

Long Beach State
0-1/0-1 Home
 12/29/73.....H.....Evansville, Ind.....L..... 67-75

Loras
1-0/1-0 Home
 12/1/80.....H.....Evansville, Ind.....W..... 79-56

Los Angeles State
5-2/4-0 Home/1-2 Away
 12/19/62.....H.....Evansville, Ind.....W..... 87-67
 12/8/62.....A.....Los Angeles, Calif.....L..... 64-74
 12/23/61.....H.....Evansville, Ind.....W..... 94-89
 12/9/61.....A.....Los Angeles, Calif.....W..... 84-75
 12/28/60.....H.....Evansville, Ind.....W 121-115
 12/10/60.....A.....Los Angeles, Calif.....L 103-106
 12/17/59.....H.....Evansville, Ind.....W..... 109-99

Louisiana Lafayette (was SW Louisiana)
3-0/2-0 Home/1-0 Away
 3/26/15.....A.....Lafayette, La. %.....W..... 89-82
 3/18/71.....H.....Evansville, Ind. #.....W..... 93-74
 12/20/67.....H.....Evansville, Ind.....W..... 82-80
 # - NCAA Tournament/
 % - Collegelsider.com Tournament

Louisiana Tech
0-1/0-1 Neutral
 11/22/17.....N.....Cancun, Mexico &.....L..... 61-63
 & - Cancun Challenge

LSU
1-0/1-0 Home
 12/19/64.....H.....Evansville, Ind.....W..... 93-73

Louisville
13-14/8-4 Home/4-10 Away/1-0 Neutral
 11/25/20.....A.....Louisville, Ky.....L..... 44-79
 11/11/16.....A.....Louisville, Ky.....L..... 47-78
 12/2/57.....H.....Evansville, Ind.....W..... 92-90
 12/14/55.....A.....Louisville, Ky.....L..... 81-98
 2/15/50.....N.....Owensboro, Ky.....W..... 79-61
 12/29/49.....A.....Louisville, Ky.....W..... 76-73
 2/16/49.....A.....Louisville, Ky.....L..... 57-82
 2/5/49.....H.....Evansville, Ind.....W..... 68-60
 2/5/48.....H.....Evansville, Ind.....L..... 55-72
 12/13/47.....A.....Louisville, Ky.....L..... 45-59
 2/13/47.....H.....Evansville, Ind.....L..... 41-49
 1/18/47.....A.....Louisville, Ky.....L..... 39-70
 1/30/46.....A.....Louisville, Ky.....L..... 45-76
 12/5/45.....H.....Evansville, Ind.....L..... 41-52
 1/17/45.....A.....Louisville, Ky.....L..... 53-74
 12/9/44.....H.....Evansville, Ind.....L..... 34-43

1/15/44.....A.....Louisville, Ky.....L..... 44-47
 12/18/43.....H.....Evansville, Ind.....W..... 41-40
 1/31/42.....H.....Evansville, Ind.....W..... 58-40
 12/18/40.....A.....Louisville, Ky.....W..... 86-52
 1/29/40.....A.....Louisville, Ky.....W..... 81-43
 12/19/39.....H.....Evansville, Ind.....W..... 72-43
 1/22/26.....H.....Evansville, Ind.....W..... 49-21
 2/7/25?.....H.....Evansville, Ind.....W..... 52-16
 2/6/25.....A.....Louisville, Ky.....W..... 59-39
 1/25/24.....A.....Louisville, Ky.....L..... 18-33
 1/11/24.....H.....Evansville, Ind.....W..... 38-29

Loyola (Ill.)
28-27/15-12 Home/11-15 Away/2-0 Neutral
 2/23/22.....A.....Chicago, Ill.....L..... 31-82
 1/18/22.....H.....Evansville, Ind.....L..... 48-77
 2/7/21.....A.....Chicago, Ill.....L..... 58-69
 2/6/21.....A.....Chicago, Ill.....L..... 55-68
 2/12/20.....H.....Evansville, Ind.....L..... 66-73
 1/11/20.....A.....Chicago, Ill.....L..... 44-78
 2/20/19.....A.....Chicago, Ill.....L..... 58-70
 1/8/19.....H.....Evansville, Ind.....W..... 67-48
 2/18/18.....H.....Evansville, Ind.....L..... 66-76
 12/30/17.....A.....Chicago, Ill.....L..... 59-66
 2/8/17.....H.....Evansville, Ind.....W..... 60-58
 1/21/17.....A.....Chicago, Ill.....L..... 61-67
 2/14/16.....A.....Chicago, Ill.....W..... 74-73
 1/19/16.....H.....Evansville, Ind.....W..... 74-66
 1/21/15.....A.....Chicago, Ill.....W..... 65-56
 1/7/15.....H.....Evansville, Ind.....L..... 70-71
 3/1/14.....A.....Chicago, Ill.....W..... 75-72
 1/18/14.....H.....Evansville, Ind.....W..... 53-48
 11/21/05.....A.....Chicago, Ill.....L..... 86-99
 2/19/05.....H.....Evansville, Ind. bb.....L..... 64-68
 2/16/94.....A.....Chicago, Ill.....W..... 71-57
 2/12/94.....H.....Evansville, Ind.....W..... 70-63
 3/7/93.....H.....Evansville, Ind.....W..... 62-44
 2/3/93.....A.....Chicago, Ill.....W..... 108-70
 3/13/92.....N.....Cincinnati, Ohio \$.....W..... 65-49
 3/3/92.....A.....Chicago, Ill.....W..... 80-57
 1/25/92.....H.....Evansville, Ind.....W..... 90-73
 2/2/91.....H.....Evansville, Ind.....W..... 77-65
 1/28/91.....A.....Chicago, Ill.....W..... 79-64
 2/24/90.....H.....Evansville, Ind.....W..... 71-62
 1/25/90.....A.....Chicago, Ill.....W..... 53-50
 2/25/89.....A.....Chicago, Ill.....W 115-104
 1/28/89.....H.....Evansville, Ind.....W..... 89-76
 2/29/88.....H.....Evansville, Ind.....W..... 98-73
 2/1/88.....A.....Chicago, Ill.....L..... 74-80
 2/21/87.....A.....Chicago, Ill.....W..... 86-83
 1/24/87.....H.....Evansville, Ind.....W..... 72-71
 2/22/86.....H.....Evansville, Ind.....L..... 77-84
 1/25/86.....A.....Chicago, Ill.....L..... 65-71
 2/16/85.....H.....Evansville, Ind.....L..... 80-89
 1/19/85.....A.....Chicago, Ill.....L..... 89-94
 2/1/84.....A.....Chicago, Ill.....L..... 77-91
 1/21/84.....H.....Evansville, Ind.....L..... 74-76
 3/10/83.....H.....Evansville, Ind. \$.....L..... 66-80
 2/26/83.....H.....Evansville, Ind.....W..... 78-71
 1/29/83.....A.....Chicago, Ill.....L..... 73-84
 3/6/82.....N.....Tulsa, Okla. \$.....W..... 81-72
 2/20/82.....A.....Chicago, Ill.....W..... 79-73
 1/23/82.....H.....Evansville, Ind.....W..... 84-80
 2/21/81.....A.....Chicago, Ill.....L..... 73-81
 1/10/81.....H.....Evansville, Ind.....W..... 73-70
 3/1/80.....H.....Evansville, Ind. \$.....L..... 78-81
 2/25/80.....H.....Evansville, Ind.....L..... 72-75
 2/21/79.....H.....Evansville, Ind. OT.....L..... 86-89
 1/20/79.....A.....Chicago, Ill.....L..... 71-87
 bb - BracketBusters/\$ - MCC Tournament

MacMurray
1-0/1-0 Away
 3/11/61.....A.....Jacksonville, Ill. OT #W..... 98-97
 # - NCAA Tournament

Manchester
0-1/0-1 Away
 1/30/43.....A.....N. Manchester, Ind. .L..... 40-42

Marian
1-0/1-0 Home
 11/17/15.....H.....Evansville, Ind.....W..... 84-59

Marquette
5-4/3-1 Home/1-2 Away/1-1 Neutral
 2/21/91.....A.....Milwaukee, Wisc.W..... 59-55
 1/24/91.....H.....Evansville, Ind.....L..... 57-68
 3/8/90.....N.....Dayton, Ohio \$.....W..... 66-57
 2/26/90.....A.....Milwaukee, Wisc.L..... 65-90
 1/27/90.....H.....Evansville, Ind.....W..... 70-66
 2/17/88.....H.....Evansville, Ind.....W..... 73-72
 3/3/87.....A.....Milwaukee, Wisc.L..... 63-74
 3/11/82.....N.....Tulsa, Okla. #.....L..... 62-67
 12/29/65.....H.....Evansville, Ind.....W..... 88-86

Marshall
4-5/4-1 Home/0-4 Away
 11/26/05.....A.....Huntington, W.Va.....L..... 67-70
 11/18/05.....H.....Evansville, Ind.....W..... 91-81
 1/19/52.....H.....Evansville, Ind.....L..... 72-78
 1/5/52.....A.....Huntington, W.Va.....L..... 78-88
 1/31/51.....H.....Evansville, Ind.....W..... 62-53
 12/27/49.....A.....Huntington, W.Va.....L..... 71-83
 1/12/48.....A.....Huntington, W.Va.....L..... 60-65
 2/24/47.....H.....Evansville, Ind.....W..... 73-69
 1/2/46.....H.....Evansville, Ind.....W..... 46-43

Martin Methodist
1-0/1-0 Home
 11/9/13.....H.....Evansville, Ind.....W..... 87-69

Maryland
1-1/1-1 Neutral
 12/30/91.....N.....Tucson, Ariz.....W..... 75-64
 1/1/54.....N.....Owensboro, Ky. %.....L..... 58-66
 % - All American City Tournament

Maryland Baltimore County (UMBC)
1-0/1-0 Home
 1/3/90.....H.....Evansville, Ind.....W..... 102-55

Maryland Eastern Shore (UMES)
2-0/2-0 Home
 12/11/10.....H.....Evansville, Ind.....W..... 90-56
 12/2/85.....H.....Evansville, Ind.....W..... 68-46

Massachusetts
2-0/2-0 Home
 12/27/68.....H.....Evansville, Ind.....W..... 93-73
 12/26/64.....H.....Evansville, Ind.....W..... 113-82

McKendree
5-5/4-2 Home/1-3 Away
 2/5/32.....H.....Evansville, Ind.....W..... 28-22
 2/20/31.....H.....Evansville, Ind.....L..... 19-21
 2/6/30.....A.....Lebanon, Ill.....L..... 30-35
 12/11/29.....H.....Evansville, Ind.....L..... 15-38
 1/25/29.....A.....Lebanon, Ill.....L..... 35-48
 12/14/28.....H.....Evansville, Ind. OT.....W..... 34-30
 2/23/28.....A.....Lebanon, Ill.....L..... 25-32
 1/14/28.....H.....Lebanon, Ill.....W..... 46-25
 1/15/27.....A.....Lebanon, Ill.....W..... 38-26
 12/9/26.....H.....Evansville, Ind.....W..... 61-38

Mercer
3-2/2-1 Home/1-1 Away
 11/18/13.....H.....Evansville, Ind.....W..... 89-76
 2/7/80.....H.....Evansville, Ind.....W..... 92-76
 1/5/80.....A.....Macon, Ga. OT.....L..... 59-61
 12/18/76.....A.....Macon, Ga.....W..... 91-86
 12/26/75.....H.....Evansville, Ind.....L..... 80-81

Merom
4-2
 3/3/23.....A.....Merom, Ind.....L..... 17-31
 1/26/23.....H.....Evansville, Ind.....W..... 53-12
 2/4/22.....H.....Evansville, Ind.....W..... 27-21
 1/13/22.....A.....Merom, Ind.....L..... 11-17
 1920-21.....N/A.....W..... 31-13
 1920-21.....N/A.....W..... 13-1

Miami (Fl.)
0-1/0-1 Home
 11/17/06.....H.....Evansville, Ind. ^.....L..... 69-74
 ^ - America's Youth Classic

Results vs. Opponents



Miami (Ohio)
14-5/9-1 Home/5-4 Away
 11/6/23.....H.....Evansville, Ind.....W..... 72-64
 11/7/22.....A.....Oxford, Ohio.....W..... 78-74
 12/7/19.....H.....Evansville, Ind.....W..... 101-87
 12/30/18.....A.....Oxford, Ohio.....L..... 67-70
 11/19/14.....A.....Oxford, Ohio.....W..... 69-50
 12/7/13.....H.....Evansville, Ind.....W..... 78-65
 12/5/12.....H.....Evansville, Ind.....W..... 94-68
 12/20/11.....A.....Oxford, Ohio.....W..... 77-75
 11/28/09.....A.....Oxford, Ohio.....L..... 58-82
 2/21/09.....H.....Evansville, Ind. bb.....W..... 75-61
 12/30/02.....A.....Oxford, Ohio.....W..... 66-58
 12/3/01.....H.....Evansville, Ind. OT.....W..... 67-63
 11/24/90.....A.....Oxford, Ohio.....W..... 93-82
 1/22/90.....H.....Evansville, Ind. 2OT.....W..... 84-71
 12/9/87.....A.....Oxford, Ohio.....L 102-110
 1/3/87.....H.....Evansville, Ind.....W..... 79-69
 12/28/74.....H.....Evansville, Ind.....L..... 68-79
 1/19/48.....H.....Evansville, Ind.....W..... 66-63
 2/27/47.....A.....Oxford, Ohio.....L..... 70-91
 bb - BracketBusters

Michigan
1-1/1-1 Home
 2/10/70.....H.....Evansville, Ind.....W..... 78-73
 12/15/62.....H.....Evansville, Ind.....L..... 64-71

Michigan State
0-4/0-2 Home/0-2 Away
 12/17/96.....H.....Evansville, Ind.....L..... 77-86
 12/6/95.....A.....East Lansing, Mich.....L..... 63-67
 12/18/90.....A.....East Lansing, Mich.....L..... 76-81
 12/20/89.....H.....Evansville, Ind.....L..... 66-80

Middle Tennessee State
1-2/1-0 Home/1-0 Away/0-1 Neutral
 11/27/16.....N.....Nashville, Tenn.....L..... 55-66
 12/18/10.....H.....Evansville, Ind.....W..... 81-79
 11/24/10.....A.....Murfreesboro, Tenn.....L..... 70-82
 ^ Challenge in Music City

Midway
1-0/1-0 Home
 12/17/17.....H.....Evansville, Ind.....W..... 79-52

Milwaukee
3-0/2-0 Home/1-0 Away
 11/19/97.....H.....Evansville, Ind.....W..... 69-51
 1/30/80.....H.....Evansville, Ind.....W..... 86-70
 1/22/79.....A.....Milwaukee, Wisc.....W..... 73-67

Minnesota
0-1/0-1 Home
 12/26/70.....H.....Evansville, Ind.....L..... 73-77

Mississippi
0-2/0-1 Home/0-1 Away
 12/17/03.....H.....Evansville, Ind.....L..... 66-69
 12/23/02.....A.....Oxford, Miss.....L..... 69-87

Mississippi State
1-1/1-0 Home/0-1 Away
 12/17/75.....H.....Evansville, Ind.....W..... 85-73
 11/30/74.....A.....Starkville, Miss.....L..... 69-90

Mississippi Valley State
1-0/1-0 Home
 12/12/15.....H.....Evansville, Ind.....W..... 95-60

Missouri
0-2/0-1 Away/0-1 Neutral
 12/3/06.....A.....Columbia, Mo.....L..... 54-73
 11/24/89.....N.....Maui, Hawaii &.....L..... 53-68
 & - Maui Classic

Missouri Kansas City (UMKC)
2-0/2-0 Home
 12/1/84.....H.....Evansville, Ind.....W..... 50-47
 11/29/82.....H.....Evansville, Ind.....W..... 52-42

Missouri - Rolla
1-0/1-0 Home
 12/1/92.....H.....Evansville, Ind.....W..... 82-73

Missouri - St. Louis
2-0/2-0 Home
 2/21/94.....H.....Evansville, Ind.....W..... 95-57
 1/2/82.....H.....Evansville, Ind.....W..... 86-47

Missouri State
36-45/23-16 Home/11-25 Away/2-4 Neutral
 1/13/24.....H.....Evansville, Ind.....L..... 64-74
 11/29/23.....A.....Springfield, Mo.....L..... 78-90
 2/12/23.....H.....Evansville, Ind.....L..... 60-66
 1/4/23.....A.....Springfield, Mo.....L..... 62-85
 2/26/22.....H.....Evansville, Ind.....L..... 79-88
 1/29/22.....A.....Springfield, Mo.....L..... 58-72
 2/27/21.....H.....Evansville, Ind.....W..... 72-63
 2/26/21.....H.....Evansville, Ind.....L..... 81-90
 1/18/20.....H.....Evansville, Ind.....L..... 58-68
 12/31/19.....A.....Springfield, Mo.....L..... 52-65
 2/13/19.....H.....Evansville, Ind.....L..... 56-68
 1/16/19.....A.....Springfield, Mo.....W..... 70-64
 2/10/18.....A.....Springfield, Mo.....L..... 55-72
 1/10/18.....H.....Evansville, Ind.....W..... 64-55
 2/4/17.....H.....Evansville, Ind.....W..... 74-66
 1/11/17.....A.....Springfield, Mo.....L..... 51-55
 3/4/16.....N.....St. Louis, Mo. \$.....W..... 66-56
 2/6/16.....H.....Evansville, Ind.....W..... 83-64
 1/2/16.....A.....Springfield, Mo.....W..... 76-59
 2/10/15.....H.....Evansville, Ind.....W..... 73-66
 1/14/15.....A.....Springfield, Mo.....W..... 56-54
 2/5/14.....H.....Evansville, Ind.....L..... 54-66
 1/21/14.....A.....Springfield, Mo.....L..... 61-64
 2/2/13.....A.....Springfield, Mo.....L..... 61-62
 1/2/13.....H.....Evansville, Ind. OT.....W..... 62-59
 3/2/12.....N.....St. Louis, Mo. \$.....W..... 72-64
 2/25/12.....H.....Evansville, Ind. OT.....W..... 75-70
 1/15/12.....A.....Springfield, Mo. OT.....W..... 87-82
 2/2/11.....H.....Evansville, Ind.....W..... 77-65
 1/7/11.....A.....Springfield, Mo.....L..... 50-65
 3/4/10.....N.....St. Louis, Mo. \$.....L..... 46-52
 1/27/10.....A.....Springfield, Mo.....L..... 66-76
 12/29/09.....H.....Evansville, Ind.....L..... 60-74
 2/4/09.....A.....Springfield, Mo.....L..... 62-65
 1/7/09.....H.....Evansville, Ind. OT.....W..... 66-61
 3/6/08.....N.....St. Louis, Mo. \$.....L..... 46-69
 2/16/08.....A.....Springfield, Mo.....L..... 38-76
 1/26/08.....H.....Evansville, Ind.....W..... 84-65
 1/21/07.....H.....Evansville, Ind.....W..... 63-56
 1/9/07.....A.....Springfield, Mo.....L..... 54-106
 2/14/06.....A.....Springfield, Mo.....L..... 50-71
 1/5/06.....H.....Evansville, Ind.....L..... 65-80
 2/28/05.....H.....Evansville, Ind.....L..... 68-76
 1/2/05.....A.....Springfield, Mo.....L..... 75-78
 1/28/04.....A.....Springfield, Mo.....W..... 68-66
 1/7/04.....H.....Evansville, Ind. OT.....L..... 85-95
 3/8/03.....N.....St. Louis, Mo. \$.....L..... 51-65
 2/3/03.....H.....Evansville, Ind.....L..... 58-73
 1/18/03.....A.....Springfield, Mo.....L..... 51-70
 1/21/02.....A.....Springfield, Mo.....L..... 55-76
 12/30/01.....H.....Evansville, Ind.....L..... 82-93
 2/10/01.....A.....Springfield, Mo.....L..... 68-70
 12/9/00.....H.....Evansville, Ind.....W..... 71-61
 2/16/00.....H.....Evansville, Ind.....L..... 74-81
 1/26/00.....A.....Springfield, Mo.....L..... 44-75
 2/22/99.....H.....Evansville, Ind. OT.....W..... 68-65
 2/6/99.....A.....Springfield, Mo.....W..... 65-62
 2/28/98.....N.....St. Louis, Mo. \$.....L..... 59-60
 2/23/98.....A.....Springfield, Mo.....L..... 62-74
 1/3/98.....H.....Evansville, Ind.....W..... 76-71
 2/17/97.....A.....Springfield, Mo.....L..... 66-74
 2/8/97.....H.....Evansville, Ind.....W..... 67-64
 2/26/96.....H.....Evansville, Ind.....W..... 72-63
 1/17/96.....A.....Springfield, Mo.....W..... 84-82
 1/30/95.....A.....Springfield, Mo.....W..... 66-57
 1/7/95.....H.....Evansville, Ind.....W..... 77-63
 12/7/85.....H.....Evansville, Ind.....L..... 46-57
 2/28/85.....A.....Springfield, Mo.....L..... 64-74
 12/18/82.....H.....Evansville, Ind.....W..... 72-66
 2/20/80.....H.....Evansville, Ind.....W..... 97-73
 12/4/76.....A.....Springfield, Mo.....L..... 71-76
 12/6/75.....H.....Evansville, Ind.....W..... 95-71
 12/11/74.....A.....Springfield, Mo.....W..... 74-64
 12/15/73.....H.....Evansville, Ind.....W..... 88-66
 12/2/72.....A.....Springfield, Mo.....L..... 53-57
 1/26/72.....A.....Springfield, Mo.....W..... 91-70
 1/27/71.....H.....Evansville, Ind.....W..... 102-72

1/7/70.....A.....Springfield, Mo.....L..... 73-92
 1/8/69.....H.....Evansville, Ind.....L..... 74-101
 3/9/68.....A.....Springfield, Mo. #.....W..... 79-73
 3/13/59.....H.....Evansville, Ind. #.....W..... 83-67
 # - NCAA Tournament/\$ - MVC Tournament

Montana
1-1/1-1 Home
 12/29/67.....H.....Evansville, Ind.....W..... 116-76
 12/26/36.....H.....Evansville, Ind.....L..... 37-46

Montana State
1-0/1-0 Home
 12/1/86.....H.....Evansville, Ind.....W..... 85-79

Morehead State
12-4
 11/19/16.....H.....Evansville, Ind.....W..... 69-56
 12/29/98.....A.....Morehead, Ky.....W..... 75-74
 11/22/97.....H.....Evansville, Ind.....W..... 78-48
 2/2/87.....A.....Morehead, Ky.....W..... 77-67
 1/2/86.....H.....Evansville, Ind.....W..... 71-48
 12/23/78.....H.....Evansville, Ind.....W..... 86-73
 1/7/52.....A.....Morehead, Ky.....L..... 59-71
 12/20/51.....H.....Evansville, Ind.....W..... 76-74
 2/22/51.....N.....Louisville, Ky. #.....W..... 66-57
 2/17/51.....N/A.....W..... 91-57
 12/15/49.....A.....Morehead, Ky.....L..... 60-64
 2/25/49.....N.....Louisville, Ky. #.....L..... 54-57
 2/19/49.....H.....Evansville, Ind.....W..... 76-52
 12/17/48.....A.....Morehead, Ky.....W..... 71-61
 1/13/48.....A.....Morehead, Ky.....L..... 37-61
 12/26/47.....N.....Louisville, Ky.....W..... 67-47
 # - Ohio Valley Conference Tournament

Morgan State
2-0/1-0 Home/1-0 Neutral
 11/24/19.....N.....Nassau, Bahamas \$30TW 115-112
 12/21/99.....H.....Evansville, Ind.....W..... 84-60
 \$ Islands of the Bahamas Showcase

Morningside
1-0/1-0 Neutral
 3/14/51.....N.....Kansas City, Mo. \$...W..... 75-62

Mt. St. Joseph
1-0/1-0 Home
 12/22/16.....H.....Evansville, Ind.....W..... 68-55

Mt. St. Mary's
0-1/0-1 Away
 12/16/65.....A.....Emmitsburg, Md.....L..... 81-83

Murray State
13-30/9-14 Home/4-16 Away
 2/10/24.....A.....Murray, Ky.....L..... 70-73
 1/6/24.....H.....Evansville, Ind.....L..... 59-81
 2/18/23.....A.....Murray, Ky.....L..... 58-74
 1/1/23.....H.....Evansville, Ind.....L..... 61-78
 12/21/19.....H.....Evansville, Ind. OT.....W..... 78-76
 12/18/18.....A.....Murray, Ky.....L..... 64-66
 12/10/16.....H.....Evansville, Ind.....W..... 78-46
 12/5/15.....A.....Murray, Ky. OT.....W..... 85-81
 12/13/14.....H.....Evansville, Ind.....L..... 79-81
 12/4/13.....A.....Murray, Ky.....L..... 63-65
 12/8/12.....H.....Evansville, Ind.....L..... 70-82
 2/19/11.....A.....Murray, Ky. bb.....L..... 47-72
 12/21/02.....H.....Evansville, Ind.....L..... 58-76
 12/19/92.....H.....Evansville, Ind. OT.....L..... 78-87
 12/21/91.....A.....Murray, Ky.....W..... 87-80
 12/16/89.....H.....Evansville, Ind.....W..... 93-69
 12/31/88.....A.....Murray, Ky.....W..... 78-70
 12/5/87.....H.....Evansville, Ind.....W..... 76-70
 1/5/87.....A.....Murray, Ky.....L..... 72-83
 12/14/85.....H.....Evansville, Ind.....L..... 34-52
 12/5/84.....A.....Murray, Ky.....L..... 50-58
 12/30/81.....H.....Evansville, Ind.....W..... 77-58
 12/11/78.....A.....Murray, Ky.....W..... 59-58
 12/30/71.....H.....Evansville, Ind.....W..... 91-83
 12/9/53.....H.....Evansville, Ind.....L..... 60-66
 12/1/53.....A.....Murray, Ky.....L..... 88-94
 12/10/52.....A.....Murray, Ky.....L..... 81-84
 12/3/52.....H.....Evansville, Ind.....L..... 79-80
 1/31/52.....H.....Evansville, Ind.....L..... 68-93



Results vs. Opponents

12/10/51.....A.....Murray, Ky.L..... 60-82
 2/6/51.....H.....Murray, Ky.L..... 61-70
 1/3/51.....H.....Evansville, Ind.L..... 66-70
 1/26/50.....H.....Evansville, Ind.W..... 77-63
 1/4/50.....A.....Murray, Ky.L..... 46-60
 2/10/49.....H.....Evansville, Ind.W..... 68-51
 1/13/49.....A.....Murray, Ky.L..... 54-56
 1/22/48.....H.....Evansville, Ind.W..... 57-55
 12/4/47.....A.....Murray, Ky.L..... 60-62
 1/23/47.....H.....Evansville, Ind.L..... 44-66
 1/4/47.....A.....Murray, Ky.L..... 48-66
 2/14/45.....H.....Evansville, Ind.L..... 42-54
 1/26/43.....H.....Evansville, Ind.L..... 36-41
 1/13/43.....A.....Murray, Ky.L..... 36-60

Nebraska
 1-1/1-0 Home/0-1 Away
 1/6/86.....A.....Lincoln, Neb.L..... 70-77
 1/3/85.....H.....Evansville, Ind.W..... 80-73

Nebraska State
 1-0/1-0 Neutral
 3/9/42.....N.....Kansas City, Mo. # . W..... 73-50
 # - NAIB Tournament

UNLV
 0-2/0-1 Home/0-1 Away
 12/5/70.....H.....Evansville, Ind.L..... 82-87
 12/8/69.....A.....Las Vegas, Nev.L..... 98-109

New Hampshire
 1-0/1-0 Home
 1/3/95.....H.....Evansville, Ind.W..... 93-60

New Mexico
 0-1/0-1 Away
 11/29/17.....A.....Albuquerque, N.M.L..... 58-79

New Mexico State
 2-3/1-2 Home/1-1 Away
 12/28/68.....H.....Evansville, Ind.L..... 75-86
 12/19/68.....A.....Las Cruces, N.M.L..... 64-98
 12/2/63.....A.....Las Cruces, N.M.W..... 78-69
 12/1/58.....H.....Evansville, Ind.L..... 85-91
 12/12/56.....H.....Evansville, Ind.W..... 71-62

New Orleans
 3-2/2-0 Home/0-2 Away/1-0 Neutral
 11/29/98.....N.....Hilo, Hawaii &W..... 73-61
 12/30/85.....A.....New Orleans, La.L..... 55-78
 1/17/85.....H.....Evansville, Ind.W..... 69-64
 12/22/83.....H.....Evansville, Ind.W..... 70-60
 1/3/83.....A.....New Orleans, La.L..... 71-86
 & - Big Island Invitational

Norfolk State
 4-0/4-0 Home
 12/14/16.....H.....Evansville, Ind.W..... 85-66
 12/17/15.....H.....Evansville, Ind.W..... 84-70
 12/23/10.....H.....Evansville, Ind.W..... 87-69
 12/22/07.....H.....Evansville, Ind.W..... 80-71

North Carolina
 0-3/0-1 Home/0-2 Away
 12/6/11.....A.....Chapel Hill, N.C.L..... 48-97
 12/8/10.....H.....Evansville, Ind.L..... 49-76
 12/18/08.....A.....Chapel Hill, N.C.L..... 73-91

North Carolina A&T
 4-0/4-0 Home
 12/10/11.....H.....Evansville, Ind.W..... 86-65
 12/20/08.....H.....Evansville, Ind.W..... 73-66
 3/8/62.....H.....Evansville, Ind. #.....W..... 97-82
 3/12/59.....H.....Evansville, Ind. #.....W..... 110-92
 # - NCAA Tournament

North Carolina Central
 1-0/1-0 Home
 11/13/17.....H.....Evansville, Ind.W..... 68-55

UNC Charlotte
 1-0/1-0 Away
 12/14/79.....A.....Charlotte, N.C. 20T W..... 79-75

UNC Greensboro
 1-0/1-0 Home
 12/18/99.....H.....Evansville, Ind.W..... 71-52

UNC Wilmington
 0-1/0-1 Neutral
 11/26/16.....N.....Nashville, Tenn.L..... 62-65
 ^ Challenge in Music City

North Dakota State
 2-0/2-0 Home
 12/29/76.....H.....Evansville, Ind.W..... 85-69
 12/1/75.....H.....Evansville, Ind.W..... 89-82

North Texas
 1-0/1-0 Home
 12/16/95.....H.....Evansville, Ind.W..... 58-54

Northeastern
 0-1/0-1 Home
 12/22/70.....H.....Evansville, Ind.L..... 56-71

Northeastern Illinois
 3-0/2-0 Home/1-0 Away
 2/1/93.....A.....Chicago, Ill.W..... 72-62
 1/22/92.....H.....Evansville, Ind.W..... 87-51
 2/25/91.....H.....Evansville, Ind.W..... 88-65

Northern Arizona
 1-0/1-0 Home
 4/2/15.....H.....Evansville, Ind. %.....W..... 71-65
 % - CollegeInsider.com Tournament Championship Game

Northern Illinois
 0-2/0-1 Home/0-1 Away
 12/4/90.....A.....DeKalb, Ill.L..... 51-77
 1/30/90.....H.....Evansville, Ind.L..... 48-53

Northern Iowa
 29-35/22-10 Home/7-21 Away/0-4 Neutral
 1/23/24.....A.....Cedar Falls, IowaL..... 63-70
 12/2/23.....H.....Evansville, Ind.W..... 91-89 OT
 2/8/23.....H.....Evansville, Ind.W..... 71-59
 12/3/22.....A.....Cedar Falls, IowaL..... 55-72
 1/26/22.....H.....Evansville, Ind.L..... 59-64
 1/2/22.....A.....Cedar Falls, IowaL..... 61-83
 1/3/21.....H.....Evansville, Ind.W..... 70-64
 1/2/21.....H.....Evansville, Ind.W..... 65-61
 2/26/20.....A.....Cedar Falls, IowaL..... 64-84
 2/1/20.....H.....Evansville, Ind.L..... 68-80
 2/17/19.....H.....Evansville, Ind.L..... 58-73
 1/26/19.....A.....Cedar Falls, IowaL..... 74-81
 3/1/18.....N.....St. Louis, Mo. \$.....L..... 50-60
 2/13/18.....A.....Cedar Falls, IowaL..... 41-47
 1/31/18.....H.....Evansville, Ind.W..... 57-49
 1/25/17.....A.....Cedar Falls, IowaL..... 54-61
 1/1/17.....H.....Evansville, Ind.W..... 70-58
 3/6/16.....N.....St. Louis, Mo. \$.....L..... 54-56
 2/27/16.....H.....Evansville, Ind.L..... 52-54
 2/3/16.....A.....Cedar Falls, IowaL..... 54-57
 2/25/15.....A.....Cedar Falls, IowaL..... 57-68
 1/1/15.....H.....Evansville, Ind.W..... 52-49
 1/29/14.....A.....Cedar Falls, IowaL..... 81-95
 1/8/14.....H.....Evansville, Ind.L..... 53-80
 1/29/13.....H.....Evansville, Ind. OT W..... 54-51
 1/9/13.....A.....Cedar Falls, IowaW..... 62-59
 2/15/12.....H.....Evansville, Ind.W..... 63-62
 1/1/12.....A.....Cedar Falls, IowaW..... 76-65
 2/8/11.....H.....Evansville, Ind.W..... 70-62
 1/4/11.....A.....Cedar Falls, IowaL..... 53-65
 2/23/10.....H.....Evansville, Ind.W..... 55-54
 1/1/10.....A.....Cedar Falls, IowaL..... 46-65
 2/28/09.....A.....Cedar Falls, IowaL..... 62-69
 1/13/09.....H.....Evansville, Ind.L..... 47-58
 3/1/08.....H.....Evansville, Ind.L..... 68-71
 1/2/08.....A.....Cedar Falls, IowaL..... 51-64
 2/3/07.....H.....Evansville, Ind.L..... 71-79
 1/3/07.....A.....Cedar Falls, IowaL..... 61-64
 1/25/06.....H.....Evansville, Ind.L..... 61-74
 12/31/05.....A.....Cedar Falls, IowaL..... 60-71
 2/2/05.....A.....Cedar Falls, IowaL..... 61-79
 1/7/05.....H.....Evansville, Ind.W..... 92-73
 1/21/04.....H.....Evansville, Ind.L..... 53-67

1/3/04.....A.....Cedar Falls, IowaL..... 67-80
 2/16/03.....H.....Evansville, Ind.W..... 83-63
 2/1/03.....A.....Cedar Falls, IowaL..... 61-63
 3/1/02.....N.....St. Louis, Mo. \$.....L..... 75-78
 2/19/02.....A.....Cedar Falls, IowaW..... 67-65
 2/5/02.....H.....Evansville, Ind.W..... 83-77
 2/26/01.....H.....Evansville, Ind.W..... 60-54
 1/11/01.....A.....Cedar Falls, Iowa OTW..... 77-76
 2/23/00.....H.....Evansville, Ind.W..... 67-58
 1/17/00.....A.....Cedar Falls, IowaW..... 74-71
 1/13/99.....A.....Cedar Falls, IowaW..... 74-66
 1/7/99.....H.....Evansville, Ind.W..... 96-84
 1/26/98.....A.....Cedar Falls, IowaL..... 71-78
 1/17/98.....H.....Evansville, Ind.W..... 71-65
 3/1/97.....N.....St. Louis, Mo. \$.....L..... 65-73
 2/11/97.....A.....Cedar Falls, IowaL..... 63-75
 1/27/97.....H.....Evansville, Ind.W..... 57-54
 2/5/96.....A.....Cedar Falls, IowaL..... 82-91
 1/15/96.....H.....Evansville, Ind.W..... 77-64
 1/21/95.....H.....Evansville, Ind.W..... 73-50
 1/20/88.....A.....Cedar Falls, IowaW..... 88-73
 12/9/85.....H.....Evansville, Ind.W..... 73-65
 3/12/64.....H.....Evansville, Ind. #.....W..... 82-67
 # - NCAA Tournament/\$ - MVC Tournament

Northern Kentucky
 0-1/0-1 Home
 11/28/83.....H.....Evansville, Ind. OT.....L..... 59-61

Northwest Missouri State
 1-0/1-0 Home
 12/7/74.....H.....Evansville, Ind.W..... 72-70

Northwestern
 2-1/1-0 Home/1-1 Neutral
 12/22/00.....N.....San Juan, P.R. &.....L..... 52-68
 11/26/99.....N.....St. Charles, Mo. %.....W..... 48-26
 12/9/64.....H.....Evansville, Ind.W..... 83-75
 % - Hoop and Quill Classic/& - San Juan Shootout

Notre Dame
 4-6/4-1 Home/0-5 Away
 11/10/12.....A.....South Bend, Ind.L..... 49-58
 12/6/92.....A.....South Bend, Ind.L..... 70-76
 3/9/92.....H.....Evansville, Ind.W..... 74-56
 12/10/66.....H.....Evansville, Ind.W..... 105-99
 12/12/64.....H.....Evansville, Ind.W..... 89-75
 2/25/64.....A.....South Bend, Ind.L..... 75-91
 2/27/63.....A.....South Bend, Ind.L..... 72-78
 2/27/62.....H.....Evansville, Ind.L..... 91-99
 12/5/60.....A.....South Bend, Ind.L..... 68-83
 2/23/60.....H.....Evansville, Ind.W..... 92-87

Oakland City
 41-12
 12/2/17.....H.....Evansville, Ind.W..... 98-56
 12/18/12.....H.....Evansville, Ind.W..... 103-69
 11/19/11.....H.....Evansville, Ind.W..... 80-53
 11/13/10.....H.....Evansville, Ind.W..... 82-42
 11/14/09.....H.....Evansville, Ind.W..... 92-66
 11/18/08.....H.....Evansville, Ind.W..... 75-51
 12/20/54.....A.....Oakland City, Ind.W..... 93-72
 11/25/54.....H.....Evansville, Ind.W..... 100-58
 12/19/53.....A.....Oakland City, Ind.W..... 93-85
 11/26/53.....H.....Evansville, Ind.W..... 97-58
 12/20/52.....A.....Oakland City, Ind.L..... 56-62
 11/27/52.....H.....Evansville, Ind.W..... 69-61
 11/24/51.....A.....Oakland City, Ind.W..... 81-69
 11/22/51.....H.....Evansville, Ind.W..... 68-61
 12/2/50.....A.....Oakland City, Ind.W..... 86-58
 11/23/50.....H.....Evansville, Ind.W..... 67-43
 2/7/50.....A.....Oakland City, Ind.W..... 86-72
 11/24/49.....H.....Evansville, Ind.W..... 73-47
 1/20/49.....A.....Oakland City, Ind.W..... 63-53
 11/27/48.....H.....Evansville, Ind.W..... 41-34
 12/22/47.....H.....Evansville, Ind.W..... 56-46
 12/13/41.....H.....Evansville, Ind.W..... 73-44
 2/24/41.....H.....Evansville, Ind.W..... 66-39
 1/18/38.....A.....Oakland City, Ind.L..... 41-50
 12/8/37.....H.....Evansville, Ind.W..... 39-37
 12/9/36.....H.....Evansville, Ind.W..... 41-27
 2/11/36.....A.....Oakland City, Ind.W..... 33-27
 12/9/35.....H.....Evansville, Ind.W..... 31-24
 2/25/35.....H.....Evansville, Ind.W..... 43-31

Results vs. Opponents



12/10/34.....A.....Oakland City, Ind.....W.....26-22
3/1/34.....A.....Oakland City, Ind.....W.....58-34
2/9/34.....H.....Evansville, Ind.....W.....34-17
1/21/33.....A.....Oakland City, Ind.....W.....28-23
12/18/32.....H.....Evansville, Ind.....W.....46-28
2/23/32.....A.....Oakland City, Ind.....W.....26-25
12/17/31.....H.....Evansville, Ind.....W.....34-20
2/25/31.....A.....Oakland City, Ind.....L.....20-35
1/24/31.....H.....Evansville, Ind.....L.....25-36
2/26/30.....A.....Oakland City, Ind.....L.....27-38
12/21/29.....H.....Evansville, Ind.....W.....37-30
2/23/29.....A.....Oakland City, Ind.....L.....25-49
12/7/28.....H.....Evansville, Ind.....W.....38-16
1/26/28.....A.....Oakland City, Ind.....W.....31-29
12/9/27.....H.....Evansville, Ind.....W.....36-27
1924-25.....A.....Oakland City, Ind.....W.....34-21
1924-25.....H.....Evansville, Ind.....W.....54-14
1923-24.....H.....Evansville, Ind.....W.....27-19
1923-24.....H.....Evansville, Ind.....L.....16-27
2/16/23.....A.....Oakland City, Ind.....L.....15-16
1922-23.....N/A.....L.....12-21
2/24/22.....H.....Evansville, Ind.....L.....25-27
1921-22.....N/A.....L.....3-24
1920-21.....N/A.....L.....22-24

Ohio University

3-3/3-0 Home/0-3 Away	
12/18/14.....H.....Evansville, Ind. ot.....W.....81-69	
11/30/13.....A.....Athens, Ohio.....L.....59-81	
11/26/90.....A.....Athens, Ohio.....L.....68-75	
2/27/89.....H.....Evansville, Ind.....W.....95-69	
2/14/42.....A.....Athens, Ohio.....L.....40-67	
1/1/41.....H.....Evansville, Ind.....W.....58-57	

Ohio State

0-4/0-1 Home/0-3 Away	
12/1/76.....H.....Evansville, Ind.....L.....62-74	
12/22/75.....A.....Columbus, Ohio.....L.....78-79	
1/9/61.....A.....Columbus, Ohio.....L.....59-86	
12/14/35.....A.....Columbus, Ohio.....L.....21-38	

Ohio Wesleyan

2-1/2-1 Home	
12/20/47.....H.....Evansville, Ind.....L.....50-60	
12/20/41.....H.....Evansville, Ind.....W.....62-39	
1/5/32.....H.....Evansville, Ind.....W.....37-27	

Oklahoma City

8-4/4-1 Home/3-3 Away/1-0 Neutral	
2/2/85.....H.....Evansville, Ind.....L.....59-61	
1/5/85.....A.....Oklahoma City, Okla.....W.....65-63	
2/4/84.....A.....Oklahoma City, Okla.....W.....66-53	
1/7/84.....H.....Evansville, Ind.....W.....106-79	
2/21/83.....A.....Oklahoma City, Okla.....W.....46-45	
1/24/83.....H.....Evansville, Ind.....W.....76-63	
3/4/82.....N.....Tulsa, Okla. \$.....W.....57-45	
2/15/82.....H.....Evansville, Ind.....W.....45-41	
1/18/82.....A.....Oklahoma City, Okla.....L.....54-75	
2/7/81.....H.....Evansville, Ind.....W.....102-80	
1/18/81.....A.....Oklahoma City, Okla.....L.....66-83	
2/2/80.....A.....Oklahoma City, Okla.....L.....81-86	
\$ - MCC Tournament	

Oklahoma State

0-1/0-1 Away	
11/21/91.....A.....Stillwater, Okla. &.....L.....57-86	
& - Preseason NIT	

Old Dominion

1-2/1-1 Home/0-1 Away	
12/19/74.....A.....Norfolk, Va.....L.....72-84	
1/9/74.....H.....Evansville, Ind.....L.....69-87	
3/19/71.....H.....Evansville, Ind. #.....W.....97-82	
# - NCAA Tournament	

Oral Roberts

7-11/5-3 Home/2-7 Away/0-1 Neutral	
2/9/87.....A.....Tulsa, Okla.....W.....67-63	
1/12/87.....H.....Evansville, Ind.....W.....73-62	
2/10/86.....H.....Evansville, Ind.....L.....70-74	
1/13/86.....A.....Tulsa, Okla.....L.....64-76	
3/8/85.....A.....Tulsa, Okla. \$.....L.....69-74	
2/4/85.....H.....Evansville, Ind.....W.....79-75	
1/7/85.....A.....Tulsa, Okla.....L.....75-90	

3/9/84.....N.....Chicago, Ill. \$.....L.....91-101	
2/6/84.....A.....Tulsa, Okla.....L.....75-88	
1/9/84.....H.....Evansville, Ind.....L.....90-103	
2/19/83.....A.....Tulsa, Okla.....L.....70-77	
1/22/83.....H.....Evansville, Ind.....L.....69-74	
2/13/82.....H.....Evansville, Ind.....W.....71-47	
1/16/82.....A.....Tulsa, Okla.....W.....63-62	
3/3/81.....H.....Evansville, Ind. \$.....W.....77-71	
2/18/81.....H.....Evansville, Ind.....W.....78-67	
1/17/81.....A.....Tulsa, Okla.....L.....66-70	
2/4/80.....A.....Tulsa, Okla.....L.....79-82	
\$ - MCC Tournament	

Oregon State

1-0/1-0 Neutral	
3/17/89.....N.....Tucson, Ariz. # OT.. W.....94-90	
# - NCAA Tournament	

Ottawa

1-0/1-0 Neutral	
12/29/48.....N.....N/A.....W.....85-65	

Pacific

0-1/0-1 Away	
12/13/72.....A.....Stockton, Calif.....L.....66-76	

Penn

1-0/1-0 Neutral	
11/30/97.....N.....San Juan, P.R. &.....W.....90-66	
& - San Juan Shootout	

Penn State

0-1/0-1 Home	
12/27/60.....H.....Evansville, Ind.....L.....74-75	

Pepperdine

4-2/3-1 Home/1-1 Away	
12/23/85.....H.....Evansville, Ind.....L.....61-62	
12/30/83.....A.....Malibu, Calif.....L.....81-89	
12/19/81.....A.....Malibu, Calif.....W.....77-69	
12/30/80.....H.....Evansville, Ind.....W.....86-77	
12/8/73.....H.....Evansville, Ind.....W.....87-58	
12/22/71.....H.....Evansville, Ind.....W.....102-85	

Philadelphia (was Philly Textile Institute)

2-0/2-0 Home	
1/22/72.....H.....Evansville, Ind.....W.....97-81	
3/10/65.....H.....Evansville, Ind. #.....W.....92-76	
# - NCAA Tournament	

Phillips

0-1/0-1 Neutral	
3/16/27.....N.....Phillips OT %.....L.....25-26	
% - AAU Tournament	

Pittsburgh

2-3/1-2 Home/1-1 Away	
1/19/80.....H.....Evansville, Ind.....L.....70-78	
12/5/78.....A.....Pittsburgh, Pa.....L.....69-88	
12/6/77.....H.....Evansville, Ind.....W.....90-83	
12/23/75.....A.....Pittsburgh, Pa.....W.....62-61	
12/30/61.....H.....Evansville, Ind.....L.....83-89	

Portland

3-0/3-0 Home	
12/11/76.....H.....Evansville, Ind.....W.....83-75	
12/27/74.....H.....Evansville, Ind.....W.....78-69	
12/28/70.....H.....Evansville, Ind.....W.....91-70	

Prairie View A&M

0-1/0-1 Neutral	
11/27/20.....N.....Louisville, Ky.....L.....61-64	

Princeton

1-1/1-1 Home	
3/13/12.....H.....Evansville, Ind. %.....L.....86-95	
12/5/07.....H.....Evansville, Ind.....W.....53-32	
% - 2012 CBI	

Providence

0-2/0-1 Away/0-1 Neutral	
11/26/15.....N.....Fullerton, Calif. &.....L.....64-74	
12/11/75.....A.....Providence, R.I.....L.....71-98	
& - Wooden Legacy	

Puerto Rico Mayaguez

2-0/2-0 Neutral	
12/21/00.....N.....San Juan, P.R. &.....W.....83-63	
11/29/97.....N.....San Juan, P.R. &.....W.....80-46	
& - San Juan Shootout	

Purdue

5-9/5-4 Home/0-4 Away/0-1 Neutral	
12/3/05.....H.....Evansville, Ind.....W.....75-69	
12/18/04.....N.....Indianapolis, Ind. #.....L.....61-62	
12/27/03.....A.....West Lafayette, Ind.....L.....62-82	
12/17/84.....A.....West Lafayette, Ind.....L.....57-82	
12/19/83.....H.....Evansville, Ind.....W.....80-65	
12/20/82.....A.....West Lafayette, Ind.....L.....68-95	
12/20/69.....H.....Evansville, Ind.....W.....80-78	
12/18/65.....H.....Evansville, Ind.....W.....97-93	
12/21/63.....H.....Evansville, Ind.....W.....110-84	
12/21/61.....H.....Evansville, Ind.....L.....77-83	
12/20/60.....H.....Evansville, Ind.....L.....75-84	
12/13/58.....H.....Evansville, Ind.....L.....82-83	
12/1/56.....H.....Evansville, Ind.....L.....60-62	
2/11/29.....A.....West Lafayette, Ind.....L.....23-48	
# - Played at Canseco Fieldhouse	

Quinnipiac

1-0/1-0 Neutral	
3/24/24.....N.....Daytona Beach, Fla. ^.....W.....64-63	
^ 2024 CBI	

Radford

1-0/1-0 Home	
11/24/96.....H.....Evansville, Ind.....W.....68-47	

Regis

1-1/1-0 Home/0-1 Neutral	
2/9/56.....H.....Evansville, Ind.....W.....94-75	
3/15/51.....N.....St. Louis, Mo. \$.....L.....68-70	

Rhode Island

1-0/1-0 Neutral	
12/30/54.....N.....Owensboro, Ky. %.....W.....115-85	
% - All American City Tournament	

Rice

0-2/0-2 Neutral	
11/22/21.....N.....Esterro, Fla. %.....3OT L 104-109	
11/28/97.....N.....San Juan, P.R. &.....L.....54-59	
& - San Juan Shootout % Gulf Coast Showcase	

Rider

1-0/1-0 Home	
12/2/89.....H.....Evansville, Ind.....W.....85-58	

Roanoke

2-0/1-0 Home/1-0 Away	
12/21/74.....A.....Roanoke, Va.....W.....99-98	
12/12/73.....H.....Evansville, Ind.....W.....90-79	

Robert Morris

2-0/1-0 Home/1-0 Neutral	
11/26/22.....N.....Savannah, Ga.....W.....54-53	
12/3/96.....H.....Evansville, Ind.....W.....64-50	

Rose Hulman

3-1/2-1 Home/1-0 Away	
1/17/31.....H.....Evansville, Ind.....L.....22-28	
1/25/30.....H.....Evansville, Ind.....W.....34-27	
24-25.....A.....Terre Haute, Ind.....W.....33-11	
24-25.....H.....Evansville, Ind.....W.....35-4	

Rutgers

0-1/0-1 Home	
12/28/66.....H.....Evansville, Ind.....L.....78-85	

Sacred Heart

1-0/1-0 Home	
11/22/98.....H.....Evansville, Ind.....W.....94-69	

Santa Clara

1-0/1-0 Neutral	
11/27/15.....N.....Fullerton, Calif. &.....W.....69-57	
& - Wooden Legacy	



Results vs. Opponents

St. Francis (Brooklyn)
 0-1/0-1 Neutral
 1/2/54.....N....Owensboro, Ky. %.....L..... 76-84
 % - All American City Tournament

St. Joseph's (Ind.)
 47-15/26-4 Home/20-11 Away/1-0 Neutral
 2/27/79.....A....Rensselaer, Ind.W..... 77-72
 2/12/77.....H....Evansville, Ind.W..... 66-57
 1/26/77.....A....Rensselaer, Ind.L..... 69-70
 2/14/76.....A....Rensselaer, Ind.W..... 83-81
 1/28/76.....H....Evansville, Ind.W..... 77-71
 2/5/75.....H....Evansville, Ind.L..... 73-74
 1/18/75.....A....Rensselaer, Ind.L..... 74-84
 2/26/74.....A....Rensselaer, Ind.L..... 68-80
 1/16/74.....H....Evansville, Ind.W..... 82-79
 2/14/73.....A....Rensselaer, Ind.W..... 87-85
 2/27/73.....H....Evansville, Ind.W..... 91-86
 2/22/72.....A....Rensselaer, Ind.W..... 98-87
 2/5/72.....H....Evansville, Ind.W..... 100-94
 2/23/71.....A....Rensselaer, Ind.W..... 91-78
 2/6/71.....H....Evansville, Ind.W..... 96-81
 2/12/70.....A....Rensselaer, Ind. OT.....L..... 97-101
 1/10/70.....H....Evansville, Ind.L..... 79-86
 2/12/69.....H....Evansville, Ind.W..... 88-79
 1/11/69.....A....Rensselaer, Ind.W..... 74-72
 2/7/68.....H....Evansville, Ind.W..... 101-83
 1/6/68.....A....Rensselaer, Ind.W..... 91-78
 2/7/67.....A....Rensselaer, Ind.W..... 96-85
 1/7/67.....H....Evansville, Ind.L..... 73-84
 2/16/66.....A....Rensselaer, Ind.W..... 84-74
 1/15/66.....H....Evansville, Ind.W..... 103-90
 2/10/65.....H....Evansville, Ind.W..... 103-73
 1/16/65.....A....Rensselaer, Ind.W..... 96-77
 2/15/64.....H....Evansville, Ind.W..... 101-78
 1/29/64.....A....Rensselaer, Ind.W..... 100-72
 2/16/63.....H....Evansville, Ind.W..... 82-63
 1/30/63.....A....Rensselaer, Ind.W..... 78-58
 2/17/62.....H....Evansville, Ind.W..... 97-74
 2/1/62.....A....Rensselaer, Ind.W..... 90-80
 2/18/61.....H....Evansville, Ind.W..... 98-89
 2/2/61.....A....Rensselaer, Ind.W..... 68-54
 2/20/60.....H....Evansville, Ind.W..... 108-93
 2/4/60.....A....Rensselaer, Ind.W..... 99-90
 2/21/59.....H....Evansville, Ind.W..... 112-94
 2/5/59.....A....Rensselaer, Ind.L..... 91-100
 2/22/58.....H....Evansville, Ind.W..... 78-70
 2/6/58.....A....Rensselaer, Ind. 30TW..... 78-70
 2/23/57.....H....Evansville, Ind.W..... 86-72
 2/7/57.....A....Rensselaer, Ind.L..... 67-73
 2/8/56.....H....Evansville, Ind.W..... 89-70
 12/10/55.....A....Rensselaer, Ind.L..... 73-75
 2/24/55.....H....Evansville, Ind.W..... 101-81
 12/13/54.....A....Rensselaer, Ind.W..... 105-91
 2/8/54.....A....Rensselaer, Ind.W..... 70-62
 12/12/53.....H....Evansville, Ind.W..... 68-64
 2/16/53.....A....Rensselaer, Ind.L..... 84-85
 1/8/53.....H....Evansville, Ind.W..... 69-63
 2/11/52.....A....Rensselaer, Ind. OT.....L..... 68-73
 12/15/51.....H....Evansville, Ind.L..... 50-60
 12/6/50.....H....Evansville, Ind.W..... 107-66
 12/5/49.....A....Rensselaer, Ind.W..... 54-42
 12/22/48.....N....N/A.....L..... 66-45
 2/12/48.....A....Rensselaer, Ind.L..... 49-51
 1/15/48.....H....Evansville, Ind.W..... 62-59
 2/6/47.....H....Evansville, Ind.W..... 56-44
 1/17/47.....H....Evansville, Ind.W..... 56-48
 2/10/47.....A....Rensselaer, Ind.W..... 45-44
 2/17/40.....A....Rensselaer, Ind.L..... 35-47

St. Joseph's (Pa.)
 1-1/1-0 Home/0-1 Away
 12/13/69.....H....Evansville, Ind.W..... 75-73
 1/28/69.....A....Philadelphia, Pa.L..... 84-95

Saint Louis
 14-16/10-4 Home/4-10 Away/0-2 Neutral
 11/12/22.....A....St. Louis, Mo.L..... 65-83
 11/27/98.....N....Hilo, Hawaii &L..... 55-85
 3/3/91.....H....Evansville, Ind.L..... 66-74
 1/31/91.....A....St. Louis, Mo.L..... 73-89
 3/4/90.....H....Evansville, Ind.W..... 87-83
 2/3/90.....A....St. Louis, Mo.L..... 52-73
 3/4/89.....A....St. Louis, Mo.L..... 61-72

2/4/89.....H....Evansville, Ind.W..... 98-66
 3/6/88.....H....Evansville, Ind.W..... 77-65
 2/6/88.....A....St. Louis, Mo.L..... 48-68
 2/27/87.....N....Indianapolis, Ind. \$.....L..... 51-55
 1/31/87.....H....Evansville, Ind. OT.....W..... 78-76
 12/30/86.....A....St. Louis, Mo.L..... 50-68
 2/1/86.....A....St. Louis, Mo.L..... 58-67
 12/21/85.....H....Evansville, Ind.L..... 64-68
 2/23/85.....H....Evansville, Ind.W..... 67-65
 1/26/85.....A....St. Louis, Mo.L..... 69-73
 2/25/84.....A....St. Louis, Mo.W..... 67-64
 1/28/84.....H....Evansville, Ind. OT.....L..... 61-64
 2/14/83.....H....Evansville, Ind.W..... 74-64
 1/17/83.....A....St. Louis, Mo.W..... 65-61
 12/23/72.....H....Evansville, Ind.W..... 84-59
 1/20/72.....A....St. Louis, Mo.L..... 81-94
 12/28/37.....H....Evansville, Ind.L..... 42-54
 2/25/28.....A....St. Louis, Mo.W..... 36-30
 1/19/28.....H....Evansville, Ind.W..... 43-31
 2/12/27.....H....Evansville, Ind.W..... 47-14
 1/14/27.....A....St. Louis, Mo.W..... 53-13
 2/12/26.....H....Evansville, Ind.W..... 34-28
 1/16/26.....A....St. Louis, Mo.L..... 24-33
 & - Big Island Invitational/\$ - MCC Tournament

St. Mary's (CA)
 1-2/1-2 Home
 12/15/60.....H....Evansville, Ind.L..... 69-79
 12/12/59.....H....Evansville, Ind.W..... 79-74
 12/16/57.....H....Evansville, Ind.L..... 68-70

St. Michael's
 2-1/2-1 Home
 3/11/65.....H....St. Michael's #.....W..... 93-70
 3/11/59.....H....St. Michael's #.....W..... 82-63
 3/13/58.....H....St. Michael's #.....L..... 70-78
 # - NCAA Tournament

Sam Houston State
 2-0/2-0 Home
 12/3/86.....H....Evansville, Ind.W..... 85-63
 12/2/67.....H....Evansville, Ind.W..... 118-84

Samford
 4-1/2-1 Home/2-0 Away
 11/11/07.....H....Evansville, Ind.L..... 49-50
 2/17/07.....A....Birmingham, Ala. bb W..... 69-65
 12/7/91.....H....Evansville, Ind.W..... 74-50
 12/22/90.....H....Evansville, Ind.W..... 76-49
 12/30/89.....A....Birmingham, Ala.W..... 64-51
 bb - Bracketbusters

San Diego State
 4-1/3-0 Home/1-1 Away
 12/21/68.....H....Evansville, Ind.W..... 94-87
 12/13/66.....A....San Diego, Calif.L..... 83-105
 12/22/65.....H....Evansville, Ind.W..... 89-76
 12/14/61.....H....Evansville, Ind.W..... 83-61
 12/8/61.....A....San Diego, Calif.W..... 89-84

San Fernando (now Cal State Northridge)
 1-1/1-0 Home/0-1 Away
 12/14/66.....A....Northridge, Calif.L..... 90-101
 12/11/65.....H....Evansville, Ind.W..... 101-100

San Francisco
 1-0/1-0 Neutral
 11/26/14.....N....Esterro, Fla. ^.....W..... 79-72
 ^ - Gulf Coast Showcase

San Francisco State
 1-0/1-0 Home
 12/11/63.....H....Evansville, Ind.W..... 90-58

San Jose State
 1-0/1-0 Home
 12/17/56.....H....Evansville, Ind.W..... 81-73

Seattle
 2-1/1-1 Home/1-0 Away
 3/25/24.....N....Daytona Beach, Fla. ^.....L..... 57-71
 12/29/71.....H....Evansville, Ind.W..... 88-79
 12/13/67.....A....Seattle, Wash.W..... 78-66
 12/21/66.....H....Evansville, Ind.L..... 89-93

^ 2024 CBI
Seattle Pacific
 1-1/1-0 Home/1-0 Away
 12/20/72.....H....Evansville, Ind.W..... 56-55
 12/13/71.....A....Seattle, Wash.L..... 63-72

Seton Hall
 1-1/1-0 Home/0-1 Neutral
 3/19/89.....N....Tucson, Ariz. #.....L..... 73-87
 12/30/72.....H....Evansville, Ind.W..... 74-72
 # - NCAA Tournament

Shurtleff
 1-0/1-0 Home
 2/2/50.....H....Evansville, Ind.W..... 86-50

Siena
 2-1/2-0 Home/0-1 Away
 1/2/91.....A....Loudonville, N.Y.L..... 69-89
 12/23/89.....H....Evansville, Ind.W..... 88-83
 12/29/88.....H....Evansville, Ind.W..... 79-66

South Alabama
 3-2/2-0 Home/1-1 Away/0-1 Neutral
 11/25/22.....N....Savannah, Ga.L..... 67-78
 12/23/94.....A....Mobile, Ala.W..... 95-68
 12/14/94.....H....Evansville, Ind.W..... 110-64
 12/19/87.....H....Evansville, Ind.W..... 91-66
 1/8/87.....A....Mobile, Ala.L..... 67-86

South Dakota
 3-1/2-1 Home/1-0 Away
 12/7/68.....H....Evansville, Ind.L..... 64-68
 12/29/64.....A....Vermillion, S.D.W..... 98-71
 1/2/61.....H....Evansville, Ind.W..... 87-82
 12/6/58.....H....Evansville, Ind.W..... 98-72

South Dakota State
 2-0/1-0 Home/1-0 Away
 12/28/64.....A....Brookings, S.D.W..... 76-63
 12/14/63.....H....Evansville, Ind.W..... 98-76

Southeast Missouri State (SEMO)
 13-7/8-2 Home/4-5 Away/1-0 Neutral
 11/25/23.....N....Chattanooga, Tenn.W..... 93-74
 11/15/23.....A....Cape Girardeau, Mo.W..... 76-57
 11/16/22.....H....Evansville, Ind.L..... 61-67
 12/8/21.....A....Cape Girardeau, Mo.L..... 73-75
 12/15/20.....H....Evansville, Ind. OT.....W..... 66-63
 11/16/17.....H....Evansville, Ind.W..... 66-50
 11/15/15.....H....Evansville, Ind.W..... 80-65
 11/20/07.....A....Cape Girardeau, Mo.L..... 77-87
 11/27/06.....H....Evansville, Ind.W..... 65-45
 11/27/93.....A....Cape Girardeau, Mo.W..... 76-60
 12/21/92.....H....Evansville, Ind.W..... 92-68
 1/11/49.....A....Cape Girardeau, Mo.W..... 51-42
 12/1/48.....H....Evansville, Ind.W..... 72-40
 2/18/48.....H....Evansville, Ind.W..... 66-52
 12/3/47.....A....Cape Girardeau, Mo.L..... 45-56
 2/22/47.....H....Evansville, Ind.L..... 45-61
 12/3/46.....A....Cape Girardeau, Mo.L..... 43-48
 12/10/41.....A....Cape Girardeau, Mo.L..... 45-55
 12/12/40.....H....Evansville, Ind.W..... 50-29
 12/21/39.....A....Cape Girardeau, Mo.W..... 52-43

Southeast Oklahoma
 1-0/1-0 Neutral
 12/27/46.....N....S.E. Oklahoma @.....W..... 52-51

Southern Illinois
 58-79/38-29 Home/19-47 Away/1-3 Neutral
 2/25/24.....H....Evansville, Ind.L..... 53-65
 11/17/23.....A....Carbondale, Ill.L..... 70-77
 11/30/22.....H....Evansville, Ind.L..... 53-80
 2/12/22.....A....Carbondale, Ill.L..... 62-69
 12/1/21.....H....Evansville, Ind.L..... 52-54
 12/28/20.....A....Carbondale, Ill.W..... 84-72
 12/27/20.....A....Carbondale, Ill.L..... 57-63
 2/20/20.....A....Carbondale, Ill.L..... 53-70
 2/5/20.....H....Evansville, Ind. OT.....L..... 60-64
 2/27/19.....H....Evansville, Ind.L..... 91-98
 2/9/19.....A....Carbondale, Ill.L..... 73-78
 2/24/18.....H....Evansville, Ind.W..... 75-44

Results vs. Opponents



1/3/18.....A.....Carbondale, Ill.....L.....63-65
2/11/17.....A.....Carbondale, Ill.....W.....75-70
1/14/17.....H.....Evansville, Ind.....L.....61-73
2/20/16.....H.....Evansville, Ind.....W.....83-71
1/28/16.....A.....Carbondale, Ill. OT...W.....85-78
2/14/15.....A.....Carbondale, Ill.....W.....72-64
1/24/15.....H.....Evansville, Ind.....W.....75-66
2/22/14.....H.....Evansville, Ind.....L.....56-61
1/11/14.....A.....Carbondale, Ill.....W.....75-69
2/13/13.....A.....Carbondale, Ill.....L.....56-65
1/5/13.....H.....Evansville, Ind.....W.....85-68
2/4/12.....A.....Carbondale, Ill.....L.....52-53
12/29/11.....H.....Evansville, Ind.....W.....78-60
1/29/11.....H.....Evansville, Ind.....W.....66-49
1/18/11.....A.....Carbondale, Ill.....L.....55-67
2/13/10.....A.....Carbondale, Ill.....L.....64-80
1/16/10.....H.....Evansville, Ind.....L.....57-65
1/31/09.....H.....Evansville, Ind.....W.....60-54
1/10/09.....A.....Carbondale, Ill.....L.....63-70
1/29/08.....A.....Carbondale, Ill.....L.....39-59
1/15/08.....H.....Evansville, Ind.....L.....67-80
2/24/07.....A.....Carbondale, Ill.....L.....69-76
1/17/07.....H.....Evansville, Ind.....W.....75-68
3/3/06.....N.....St. Louis, Mo. \$.....L.....55-71
2/21/06.....H.....Evansville, Ind.....W.....64-59
1/11/06.....A.....Carbondale, Ill.....L.....38-66
1/29/05.....A.....Carbondale, Ill.....L.....55-79
1/12/05.....H.....Evansville, Ind.....L.....57-69
3/6/04.....N.....St. Louis, Mo. \$.....L.....67-93
2/18/04.....H.....Evansville, Ind.....L.....69-84
1/14/04.....A.....Carbondale, Ill.....L.....63-81
2/26/03.....A.....Carbondale, Ill.....L.....64-76
1/8/03.....H.....Evansville, Ind.....L.....84-90
1/30/02.....A.....Carbondale, Ill.....L.....62-101
1/2/02.....H.....Evansville, Ind.....L.....72-82
2/24/01.....A.....Carbondale, Ill.....W.....79-74
2/3/01.....H.....Evansville, Ind.....L.....65-67
3/4/00.....N.....St. Louis, Mo. \$.....L.....63-75
1/28/00.....H.....Evansville, Ind.....L.....59-81
12/8/99.....A.....Carbondale, Ill.....L.....51-82
2/13/99.....A.....Carbondale, Ill.....L.....65-80
1/27/99.....H.....Evansville, Ind.....W.....61-56
1/12/98.....H.....Evansville, Ind.....W.....77-69
1/7/98.....A.....Carbondale, Ill.....W.....82-72
2/22/97.....H.....Evansville, Ind.....W.....77-59
1/7/97.....A.....Carbondale, Ill.....W.....80-75
2/24/96.....H.....Evansville, Ind.....W.....96-64
1/27/96.....A.....Carbondale, Ill.....W.....80-68
2/25/95.....A.....Carbondale, Ill.....L.....69-70
1/23/95.....H.....Evansville, Ind.....W.....71-70
12/4/93.....H.....Evansville, Ind.....L.....69-74
1/4/93.....A.....Carbondale, Ill.....L.....42-65
12/14/91.....H.....Evansville, Ind. OT...W.....99-98
1/5/91.....H.....Evansville, Ind.....W.....75-72
12/12/89.....A.....Carbondale, Ill.....L.....73-77
2/6/89.....H.....Evansville, Ind.....W.....89-87
11/30/88.....A.....Carbondale, Ill.....L.....71-73
1/2/88.....H.....Evansville, Ind.....W.....91-77
12/2/87.....H.....Evansville, Ind.....W.....72-69
12/9/81.....H.....Evansville, Ind.....W.....97-51
12/10/80.....A.....Carbondale, Ill.....W.....65-60
12/1/79.....H.....Evansville, Ind.....W.....76-65
11/25/78.....A.....Carbondale, Ill.....L.....58-70
2/21/77.....H.....Evansville, Ind.....L.....60-72
2/14/77.....A.....Carbondale, Ill.....L.....67-79
2/28/76.....A.....Carbondale, Ill.....L.....70-79
1/7/76.....H.....Evansville, Ind.....W.....81-76
3/1/75.....A.....Carbondale, Ill.....L.....67-81
1/8/75.....H.....Evansville, Ind.....L.....61-82
2/28/74.....A.....Carbondale, Ill.....L.....82-99
1/30/74.....H.....Evansville, Ind.....W.....77-63
2/28/73.....A.....Carbondale, Ill.....W.....70-67
1/3/73.....H.....Evansville, Ind.....L.....62-79
3/1/72.....A.....Carbondale, Ill.....W.....113-105
1/13/72.....H.....Evansville, Ind.....W.....74-67
2/27/71.....A.....Carbondale, Ill.....L.....98-101
1/13/71.....H.....Evansville, Ind.....W.....104-90
2/28/70.....A.....Carbondale, Ill.....L.....67-81
1/14/70.....H.....Evansville, Ind.....L.....59-66
3/1/69.....A.....Carbondale, Ill.....L.....60-82
1/15/69.....H.....Evansville, Ind.....L.....77-82
2/24/68.....A.....Carbondale, Ill.....L.....52-61
1/24/68.....H.....Evansville, Ind.....W.....52-45
2/22/67.....A.....Carbondale, Ill.....L.....53-80

1/9/67.....H.....Evansville, Ind.....L.....41-55
3/5/66.....A.....Carbondale, Ill. #.....L.....77-90
2/26/66.....A.....Carbondale, Ill.....L.....75-80
1/19/66.....H.....Evansville, Ind.....L.....65-79
3/12/65.....H.....Evansville, Ind. OT # W.....85-82
2/27/65.....A.....Carbondale, Ill.....W.....68-67
1/20/65.....H.....Evansville, Ind.....W.....81-80
3/6/64.....H.....Evansville, Ind. #.....W.....64-59
2/8/64.....H.....Evansville, Ind.....W.....94-73
3/13/63.....H.....Evansville, Ind. #.....L.....73-86
12/29/62.....H.....Evansville, Ind.....W.....79-60
3/9/62.....H.....Evansville, Ind. #.....L.....83-88
1/29/53.....H.....Southern Illinois.....W.....72-64
12/6/52.....A.....Carbondale, Ill.....L.....60-66
1/29/51.....A.....Carbondale, Ill.....W.....58-50
12/16/50.....H.....Evansville, Ind.....W.....77-52
2/16/50.....H.....Evansville, Ind.....W.....65-51
1/10/50.....A.....Carbondale, Ill.....L.....34-60
1/29/49.....H.....Evansville, Ind.....W.....84-67
12/11/48.....A.....Carbondale, Ill.....L.....59-61
2/24/48.....A.....Carbondale, Ill.....L.....47-64
1/2/48.....N.....Vincennes, Ind. ^.....W.....62-60
12/6/47.....H.....Evansville, Ind.....L.....39-48
1/15/47.....H.....Evansville, Ind.....L.....44-46
1/7/47.....A.....Carbondale, Ill.....L.....41-52
1/18/46.....A.....Carbondale, Ill.....L.....46-48
12/28/45.....H.....Evansville, Ind.....W.....49-45
12/19/45.....A.....Carbondale, Ill.....W.....44-43
1/20/45.....H.....Evansville, Ind.....W.....54-43
1/5/45.....A.....Carbondale, Ill.....L.....52-68
1/8/44.....A.....Carbondale, Ill.....L.....39-55
12/15/43.....H.....Evansville, Ind.....L.....35-55
1/16/43.....H.....Evansville, Ind.....W.....68-60
12/10/42.....A.....Carbondale, Ill.....W.....44-34
2/26/41.....A.....Carbondale, Ill.....L.....48-56
1/15/41.....H.....Evansville, Ind.....W.....48-47
2/21/40.....A.....Carbondale, Ill.....L.....39-44
2/2/40.....H.....Evansville, Ind.....L.....32-37
1/25/34.....A.....Carbondale, Ill.....L.....33-35
2/24/33.....A.....Carbondale, Ill.....W.....43-37
1/13/27.....A.....Carbondale, Ill.....W.....21-18

^ - Vincennes Tournament/# - NCAA Tournament
\$ - MVC Tournament

SIU Edwardsville

2-0/2-0 Home
11/18/09.....H.....Evansville, Ind.....W.....76-46
12/2/08.....H.....Evansville, Ind.....W.....89-58

SMU

0-2/0-1 Home/0-1 Away
11/19/22.....A.....Dallas, Texas.....L.....47-55
11/18/19.....H.....Evansville, Ind.....L.....57-59

Southern Mississippi

0-2/0-1 Home/0-1 Neutral
11/27/99.....N.....St. Charles, Mo. % OTL.....71-77
1/22/53.....H.....Evansville, Ind.....L.....79-81

% - Hoop and Quill Classic

Southern Utah

0-1/0-1 Home
12/9/91.....H.....Evansville, Ind.....L.....93-98

Stetson

0-1/0-1 Away
1/4/79.....A.....DeLand, Fla.....L.....73-76

Steubenville

1-0/1-0 Home
1/31/59.....H.....Evansville, Ind.....W.....108-84

Taylor

2-0/2-0 Neutral
3/3/51.....N.....Terre Haute, Ind. \$.....W.....87-76
3/7/51.....N.....Terre Haute, Ind. \$.....W.....75-68

\$ - NAIB Tournament

Tennessee

2-0/1-0 Home/1-0 Neutral
12/22/62.....H.....Evansville, Ind.....W.....68-51
12/30/53.....N.....Owensboro, Ky. %.....W.....107-71

% - All American City Tournament

Tennessee Martin
12-2/8-1 Home/4-1 Away
12/18/23.....H.....Evansville, Ind.....W.....98-91
12/2/20.....A.....Martin, Tenn. 2OT...L.....87-93
3/31/15.....H.....Evansville, Ind. %.....W.....79-66
12/19/09.....H.....Evansville, Ind.....W.....84-63
11/29/06.....A.....Martin, Tenn.....W.....75-57
2/18/06.....H.....Evansville, Ind. bb...L.....62-69
12/1/04.....H.....Evansville, Ind.....W.....81-74
12/16/99.....H.....Evansville, Ind.....W.....87-51
11/18/98.....A.....Martin, Tenn.....W.....83-70
12/31/97.....H.....Evansville, Ind.....W.....78-64
12/1/96.....A.....Martin, Tenn.....W.....62-58
12/31/94.....H.....Evansville, Ind.....W.....83-41
3/2/94.....H.....Evansville, Ind.....W.....75-56
1/26/94.....A.....Martin, Tenn.....W.....87-69

bb - BracketBusters/
% - Collegelsider.com Tournament

Tennessee State

2-1/2-0 Home/0-1 Away
3/19/13.....H.....Evansville, Ind.....W.....84-72
11/24/01.....A.....Nashville, Tenn.....L.....78-101
1/1/01.....H.....Evansville, Ind. OT...W.....86-80

Tennessee Tech

13-3/9-1 Home/4-2 Away
12/20/23.....H.....Evansville, Ind.....W.....82-52
12/4/21.....H.....Evansville, Ind.....W.....59-51
11/20/12.....A.....Cookeville, Tenn.....W.....62-50
12/17/11.....H.....Evansville, Ind.....L.....70-72
12/1/09.....A.....Cookeville, Tenn. 2OTW...91-90
12/16/98.....H.....Evansville, Ind.....W.....96-56
12/29/81.....H.....Evansville, Ind.....W.....67-43
12/17/79.....A.....Cookeville, Tenn.....W.....78-67
1/25/79.....H.....Evansville, Ind.....W.....90-73
12/27/58.....H.....Evansville, Ind.....W.....100-73
2/18/54.....A.....Cookeville, Tenn.....L.....70-75
12/17/53.....H.....Evansville, Ind.....W.....97-79
2/14/52.....H.....Evansville, Ind.....W.....80-61
1/21/52.....A.....Cookeville, Tenn.....L.....49-61
2/3/51.....A.....Cookeville, Tenn.....W.....60-55
12/8/49.....H.....Evansville, Ind.....W.....76-56

Texas Arlington (UTA)

1-0/1-0 Home
12/3/83.....H.....Evansville, Ind.....W.....86-74

TCU

0-1/0-1 Home
12/3/11.....H.....Evansville, Ind. OT...L.....68-70

Texas-El Paso (UTEP)

0-2/0-1 Away/0-1 Neutral
3/20/92.....N.....Dayton, Ohio #.....L.....50-55
12/22/73.....A.....El Paso, Texas.....L.....57-60

- NCAA Tournament

Texas San Antonio (UTSA)

1-0/1-0 Home
11/17/10.....H.....Evansville, Ind.....W.....77-73

Texas Southern

1-0/1-0 Home
11/18/18.....H.....Evansville, Ind.....W.....85-63

Texas Wesleyan

3-1/3-0 Home/0-1 Neutral
12/16/67.....H.....Evansville, Ind.....W.....85-72
12/3/62.....H.....Evansville, Ind.....W.....78-61
12/5/59.....H.....Evansville, Ind.....W.....89-73
3/10/41.....N.....Kansas City, Mo. #.....L.....62-71

- NAIB Tournament

Toledo

3-2/1-1 Home/2-0 Away/0-1 Neutral
11/25/16.....N.....Nashville, Tenn. ^ 2OTL.....79-83
12/9/89.....H.....Evansville, Ind.....W.....89-72
1/9/89.....A.....Toledo, Ohio.....W.....61-59
1/23/67.....H.....Evansville, Ind.....L.....90-100
12/20/65.....A.....Toledo, Ohio.....W.....97-82

^ Challenge in Music City



Results vs. Opponents

Trinity (Texas)
0-1/0-1 Home
3/13/68.....H.....Evansville, Ind. #.....L..... 77-93
- NCAA Tournament

Tulane
0-1/0-1 Home
3/16/94.....H.....Evansville, Ind. %.....L..... 63-76
% - NIT

Tulsa
1-6/0-2 Home/0-2 Away/1-2 Neutral
11/29/96.....N.....New York, N.Y. @.....L..... 51-55
3/2/96.....N.....St. Louis, Mo. \$.....L..... 55-65
2/12/96.....A.....Tulsa, Okla.L..... 53-74
1/6/96.....H.....Evansville, Ind.L..... 57-67
2/11/95.....H.....Evansville, Ind.L..... 54-64
1/14/95.....A.....Tulsa, Okla. OT.....L..... 66-72
1/27/51.....N.....Owensboro, Ky.W..... 61-37
@ - Chase NIT/\$ - MVC Tournament

UHSP
1-0/1-0 Home
11/9/23.....H.....Evansville, Ind.W... 116-46

Utah
1-1/1-0 Home/0-1 Away
3/17/88.....H.....Evansville, Ind. %.....W..... 66-55
12/7/60.....A.....Salt Lake City, Utah ..L... 77-132
% - NIT

Utah State
0-2/0-1 Home/0-1 Away
1/1/72.....H.....Evansville, Ind.L..... 89-90
12/11/67.....A.....Logan, UtahL..... 88-116

Valparaiso
74-23/44-7 Home/29-14 Away/1-2 Neutral
2/3/24.....A.....Valparaiso, Ind.W..... 63-62
1/17/24.....H.....Evansville, Ind.W..... 78-75
1/28/23.....A.....Valparaiso, Ind.L..... 69-81
1/14/23.....H.....Evansville, Ind.L..... 69-76
3/3/22.....N.....St. Louis, Mo. \$.....L..... 59-81
2/21/22.....A.....Valparaiso, Ind.L..... 69-74
2/19/22.....H.....Evansville, Ind.L..... 56-72
2/1/21.....H.....Evansville, Ind.W..... 58-51
1/31/21.....H.....Evansville, Ind.W..... 70-52
3/5/20.....N.....St. Louis, Mo. \$.....L..... 55-58
1/26/20.....A.....Valparaiso, Ind.L..... 65-67
1/4/20.....H.....Evansville, Ind. OT.....L..... 79-81
3/2/19.....A.....Valparaiso, Ind.W..... 65-64
2/2/19.....H.....Evansville, Ind.W..... 64-53
2/7/18.....H.....Evansville, Ind.W..... 63-59
1/24/18.....A.....Valparaiso, Ind.W..... 75-65
11/20/13.....H.....Evansville, Ind.W... 100-92
12/11/07.....A.....Valparaiso, Ind.L..... 67-75
12/5/06.....H.....Evansville, Ind.W..... 69-64
11/28/99.....N.....St. Charles, Mo. %.....W..... 71-66
12/11/93.....H.....Evansville, Ind.W..... 77-69
12/9/92.....A.....Valparaiso, Ind.W..... 84-77
2/5/92.....H.....Evansville, Ind.W..... 87-65
12/1/90.....H.....Evansville, Ind.W..... 77-51
11/27/88.....A.....Valparaiso, Ind.W..... 75-56
1/9/88.....H.....Evansville, Ind.W..... 75-61
1/10/87.....A.....Valparaiso, Ind.L..... 58-80
1/11/86.....H.....Evansville, Ind.W..... 64-57
1/27/83.....A.....Valparaiso, Ind.L..... 60-63
1/10/83.....H.....Evansville, Ind.W..... 81-69
2/1/82.....H.....Evansville, Ind.W..... 80-66
12/14/81.....A.....Valparaiso, Ind.W..... 78-56
1/31/81.....A.....Valparaiso, Ind.W..... 66-55
1/14/81.....H.....Evansville, Ind.W..... 78-74
2/16/80.....H.....Evansville, Ind.W..... 91-63
2/9/80.....A.....Valparaiso, Ind.W..... 68-62
2/10/79.....A.....Valparaiso, Ind.W..... 72-69
1/29/79.....H.....Evansville, Ind.W..... 72-64
2/19/77.....A.....Valparaiso, Ind.L..... 80-83
1/8/77.....H.....Evansville, Ind.W..... 67-61
2/7/76.....H.....Evansville, Ind.W..... 76-70
1/20/76.....A.....Valparaiso, Ind.W..... 82-76
2/12/75.....A.....Valparaiso, Ind.L..... 82-87
1/25/75.....H.....Evansville, Ind.W..... 88-79
2/20/74.....H.....Evansville, Ind.W..... 86-80

2/2/74.....A.....Valparaiso, Ind.W..... 74-73
2/22/73.....A.....Valparaiso, Ind.L... 78-100
1/10/73.....H.....Evansville, Ind.W..... 71-62
2/9/72.....A.....Valparaiso OT.....W..... 74-71
1/15/72.....H.....Evansville, Ind.W..... 61-59
2/10/71.....A.....Valparaiso, Ind.W..... 89-80
1/9/71.....H.....Evansville, Ind.W..... 77-73
2/24/70.....H.....Evansville, Ind.W..... 101-97
1/31/70.....A.....Valparaiso, Ind.W..... 92-82
2/27/69.....A.....Valparaiso, Ind.W..... 83-82
2/1/69.....H.....Evansville, Ind.L... 95-101
2/3/68.....A.....Valparaiso, Ind.W..... 90-76
1/17/68.....H.....Evansville, Ind.W..... 97-74
2/4/67.....H.....Evansville, Ind.L... 61-71
1/18/67.....A.....Valparaiso, Ind.W..... 70-69
2/9/66.....H.....Evansville, Ind.W..... 95-88
1/8/66.....A.....Valparaiso, Ind.L... 73-83
2/17/65.....H.....Evansville, Ind.W... 109-88
1/30/65.....A.....Valparaiso, Ind.W..... 83-78
2/1/64.....H.....Evansville, Ind.W..... 79-49
1/8/64.....A.....Valparaiso, Ind.W... 111-92
2/2/63.....H.....Evansville, Ind.W..... 79-60
1/9/63.....A.....Valparaiso, Ind.W..... 62-59
2/3/62.....A.....Valparaiso, Ind.W... 103-78
12/16/61.....H.....Evansville, Ind.W..... 82-70
2/4/61.....A.....Valparaiso, Ind.L... 71-79
12/17/60.....H.....Evansville, Ind.W... 105-80
2/6/60.....A.....Valparaiso, Ind.L... 71-73
12/19/59.....H.....Evansville, Ind.W..... 87-72
2/7/59.....A.....Valparaiso, Ind.W..... 84-64
12/17/58.....H.....Evansville, Ind.W..... 98-82
2/8/58.....A.....Valparaiso, Ind.W..... 82-79
12/28/57.....H.....Evansville, Ind.W..... 72-59
2/9/57.....A.....Valparaiso, Ind.W..... 68-62
12/20/56.....H.....Evansville, Ind.W..... 93-75
1/28/56.....A.....Valparaiso, Ind.W..... 82-74
12/21/55.....H.....Evansville, Ind.W..... 84-71
12/22/54.....H.....Evansville, Ind.W..... 66-63
12/11/54.....A.....Valparaiso, Ind.L... 69-72
2/6/54.....A.....Valparaiso, Ind.W..... 71-61
1/28/54.....H.....Evansville, Ind.W..... 76-50
2/7/53.....A.....Valparaiso, Ind.W..... 72-68
12/17/52.....H.....Evansville, Ind.L... 66-73
2/9/52.....A.....Valparaiso.....L..... 68-78
1/3/52.....H.....Valparaiso, Ind.W..... 62-59
12/8/43.....H.....Evansville, Ind.L... 33-66
12/29/42.....H.....Evansville, Ind.L... 37-41
12/28/42.....H.....Evansville, Ind.W..... 59-56
1/8/37.....A.....Valparaiso, Ind.L... 28-49
1/23/36.....H.....Evansville, Ind.W..... 28-23
2/16/35.....A.....Valparaiso, Ind.W..... 35-25
1/1/34.....H.....Evansville, Ind.W..... 42-25
2/25/32.....H.....Evansville, Ind.W..... 48-15
2/12/32.....A.....Valparaiso, Ind.W..... 23-21
% - Hoop and Quill Tournament
\$ MVC Tournament

Vanderbilt
4-2/4-0 Home/0-2 Away
12/29/96.....H.....Evansville, Ind.W..... 66-61
1/20/96.....A.....Nashville, Tenn.L..... 61-75
12/28/35.....H.....Evansville, Ind.W..... 33-20
2/19/27.....A.....Nashville, Tenn. OT.....L... 44-46
12/28/26.....H.....Evansville, Ind.W..... 37-22
1925-26.....H.....Evansville, Ind.W..... 39-22

Vermont
0-1/0-1 Neutral
11/23/21.....N.....Estero, Fla. %.....L..... 49-58
% - Gulf Coast Showcase

Vincennes
4-1/3-0 Home/1-1 Away
2/21/31.....H.....Evansville, Ind.W..... 29-26
12/16/30.....A.....Vincennes, Ind.W..... 46-24
1/3/28.....H.....Evansville, Ind.W..... 40-31
1923-24.....A.....Vincennes, Ind.L... 22-52
1923-24.....H.....Evansville, Ind.W..... 28-19

Virginia Commonwealth (VCU)
1-1/1-0 Home/0-1 Neutral
12/20/00.....N.....San Juan, P.R. &.....L... 82-90
2/2/94.....H.....Evansville, Ind.W..... 88-73

Wabash
20-10/15-2 Home/5-8 Away
11/30/16.....H.....Evansville, Ind.W..... 83-39
2/11/76.....A.....Crawfordsville, Ind. W... 103-76
1/24/76.....H.....Evansville, Ind.W..... 96-81
2/8/75.....H.....Evansville, Ind.W... 106-88
1/22/75.....A.....Crawfordsville, Ind. W... 87-69
2/23/74.....A.....Crawfordsville, Ind. W 109-101
1/12/74.....H.....Evansville, Ind.W... 116-72
2/17/73.....H.....Evansville, Ind.W... 105-89
1/6/73.....A.....Crawfordsville, Ind. W... 96-76
1/8/72.....H.....Evansville, Ind.W... 105-70
3/4/60.....H.....Evansville, Ind. #.....W... 89-68
3/6/58.....H.....Evansville, Ind. # OT W... 70-68
2/10/39.....H.....Evansville, Ind.W... 51-41
1/6/39.....A.....Crawfordsville, Ind.L... 38-44
2/9/38.....A.....Crawfordsville, Ind.L... 38-46
1/11/38.....H.....Evansville, Ind.L... 30-34
1/16/37.....A.....Crawfordsville, Ind.L... 33-35
2/22/36.....A.....Crawfordsville, Ind.L... 21-27
1/9/36.....H.....Evansville, Ind.W... 35-22
2/20/35.....H.....Evansville, Ind.L... 28-36
1/26/35.....A.....Crawfordsville, Ind.L... 25-28
2/14/34.....A.....Crawfordsville, Ind.L... 17-22
1/6/34.....H.....Evansville, Ind.W... 33-20
2/27/33.....H.....Evansville, Ind.W... 37-23
2/20/33.....A.....Crawfordsville, Ind.L... 25-30
12/18/26.....H.....Evansville, Ind.W... 30-24
12/17/26.....H.....Evansville, Ind.W... 29-24
1925-26.....A.....Crawfordsville, Ind. W... 34-28
1925-26.....H.....Evansville, Ind.W... 32-31
1924-25.....A.....Crawfordsville, Ind.L... 40-52

Wake Forest
0-2/0-1 Home/0-1 Away
11/30/89.....H.....Evansville, Ind. OT.....L... 64-69
12/7/88.....A.....Winston-Salem, N.C. L..... 73-79

Walsh
1-0/1-0 Home
1/9/94.....H.....Evansville, Ind.W..... 88-56

Washburn
1-0/1-0 Home
12/5/83.....H.....Evansville, Ind.W... 67-66

Washington (Mo.)
4-2/2-1 Home/2-1 Away
3/9/63.....A.....St. Louis, Mo. #.....W..... 85-76
12/26/58.....H.....Evansville, Ind.W..... 84-53
2/5/55.....A.....St. Louis, Mo.W..... 74-67
1/12/55.....H.....Evansville, Ind.W..... 74-60
2/14/53.....A.....St. Louis, Mo.L... 71-79
1/21/53.....H.....Evansville, Ind.L... 62-74

Washington & Lee
3-0/2-0 Home/1-0 Neutral
12/31/55.....N.....Owensboro, Ky.W..... 86-69
1/1/42.....H.....Evansville, Ind.W... 69-26
12/21/40.....H.....Evansville, Ind.W... 41-38

Wayne University
0-1/0-1 Home
2/4/39.....H.....Evansville, Ind.L... 31-33

Weber State
0-3/0-2 Home/0-1 Away
12/9/72.....H.....Evansville, Ind.L... 71-76
12/15/71.....A.....Ogden, Utah.....L..... 79-97
12/29/70.....H.....Evansville, Ind.L... 65-70

West Texas State
0-1/0-1 Home
1/8/42.....H.....Evansville, Ind.L... 45-64

Western Illinois
5-0/4-0 Home/1-0 Away
12/4/19.....H.....Evansville, Ind.W... 90-86
11/17/12.....H.....Evansville, Ind.W... 49-44
2/18/12.....H.....Evansville, Ind. bb.....W... 68-45
12/10/05.....H.....Evansville, Ind.W... 70-63
12/6/04.....A.....Macomb, Ill.W... 72-55
bb - BracketBusters

Results vs. Opponents



Western Kentucky
20-40/14-14 Home/6-22 Away/0-4 Neutral

12/8/09	A	Bowling Green, Ky	L	57-63
12/13/08	H	Evansville, Ind.	W	72-40
12/6/05	A	Bowling Green, Ky	L	77-84
12/11/04	H	Evansville, Ind.	W	68-62
12/20/03	A	Bowling Green, Ky	L	82-92
12/3/02	H	Evansville, Ind. OT	W	81-76
11/20/01	A	Bowling Green, Ky	L	64-90
11/18/00	H	Evansville, Ind.	L	59-61
11/23/99	A	Bowling Green, Ky	W	52-47
11/14/98	H	Evansville, Ind.	W	70-65
12/11/84	A	Bowling Green, Ky	L	71-88
1/5/84	H	Evansville, Ind.	L	62-73
12/6/82	A	Bowling Green, Ky	L	61-74
12/12/81	H	Evansville, Ind.	W	73-70
12/12/80	A	Bowling Green, Ky	L	67-68
12/13/79	N	Louisville, Ky	L	61-75
12/9/78	H	Evansville, Ind.	L	60-63
11/30/77	H	Evansville, Ind.	L	72-82
12/8/76	A	Bowling Green, Ky	W	78-61
2/24/58	A	Bowling Green, Ky	L	80-100
12/7/57	H	Evansville, Ind.	W	105-98
2/21/52	N	Louisville, Ky	L	63-83
2/18/52	A	Bowling Green, Ky	L	58-92
12/6/51	H	Evansville, Ind.	L	56-69
2/24/51	N	Louisville, Ky. #	L	71-72
1/18/51	H	Evansville, Ind.	W	77-46
1/10/51	N	Owensboro, Ky	L	63-75
2/18/50	A	Bowling Green, Ky	L	56-81
1/18/50	H	Evansville, Ind.	L	69-73
2/8/49	A	Bowling Green, Ky	L	47-71
1/18/49	H	Evansville, Ind.	L	66-72
1/5/48	A	Bowling Green, Ky	L	44-67
12/10/47	H	Evansville, Ind.	L	42-58
2/11/47	A	Bowling Green, Ky	L	23-58
1/14/47	H	Evansville, Ind.	L	47-63
2/6/46	H	Evansville, Ind.	W	53-42
1/5/46	A	Bowling Green, Ky	W	44-40
2/7/45	A	Bowling Green, Ky	L	36-48
2/3/45	H	Evansville, Ind.	W	45-41
12/11/43	A	Bowling Green, Ky	L	31-37
2/22/43	A	Bowling Green, Ky	L	39-62
2/15/43	A	Bowling Green, Ky	L	48-52
2/19/42	H	Evansville, Ind.	L	40-41
1/10/42	A	Bowling Green, Ky	L	48-69
2/20/41	A	Bowling Green, Ky	L	43-60
1/24/41	H	Evansville, Ind. OT	L	52-56
2/13/40	H	Evansville, Ind.	L	36-55
1/8/40	A	Bowling Green, Ky	L	45-52
2/7/39	A	Bowling Green, Ky	W	45-43
1/10/39	H	Evansville, Ind.	W	49-48
2/17/38	H	Evansville, Ind.	L	42-52
1/15/38	A	Bowling Green, Ky	L	30-44
1/21/35	A	Bowling Green, Ky	L	36-38
12/29/34	H	Evansville, Ind. OT	W	35-33
1/19/34	H	Evansville, Ind.	W	33-17
1/10/34	A	Bowling Green, Ky	W	30-26
2/9/33	A	Bowling Green, Ky	L	34-38
2/4/33	H	Evansville, Ind. OT	W	36-30
2/26/27	H	Evansville, Ind.	W	36-11
1/29/27	A	Bowling Green, Ky	W	39-30

Western Michigan
2-4/1-1 Home/1-3 Away

12/7/96	A	Kalamazoo, Mich.	L	62-78
12/2/95	H	Evansville, Ind.	W	81-61
11/27/94	A	Kalamazoo, Mich.	W	63-51
12/8/93	H	Evansville, Ind.	L	63-65
1/9/93	A	Kalamazoo, Mich.	L	32-45
1/18/93	A	Kalamazoo, Mich.	L	27-43

Westminster
1-0/1-0 Neutral

3/13/51	N	Kansas City, Mo. \$	W	85-74
---------	---	---------------------	---	-------

\$ - NAIB Tournament (now NAIA)

Wheaton
2-1/2-0 Home/0-1 Away

12/1/60	H	Evansville, Ind.	W	100-68
2/27/60	A	Wheaton, Ill.	L	80-97
3/14/58	H	Evansville, Ind. #	W	95-93

- NCAA Tournament

Whittier
1-0/1-0 Home

12/6/69	H	Evansville, Ind.	W	70
---------	---	------------------	---	----

Wichita State
16-31/10-12 Home/5-18 Away/1-1 Neutral

2/21/17	A	Wichita, Kan.	L	83-109
1/17/17	H	Evansville, Ind.	L	65-82
1/31/16	H	Evansville, Ind.	L	65-78
1/6/15	A	Wichita, Kan.	L	64-67
2/22/15	A	Wichita, Kan.	L	43-62
1/17/15	H	Evansville, Ind.	L	41-61
3/7/14	N	St. Louis, Mo.	L	58-80
2/16/14	H	Evansville, Ind.	L	68-84
2/1/14	A	Wichita, Kan.	L	67-81
2/27/13	A	Wichita, Kan.	W	59-56
1/13/13	H	Evansville, Ind.	W	71-67
1/25/12	A	Wichita, Kan.	L	74-86
1/4/12	H	Evansville, Ind.	L	66-67
2/15/11	H	Evansville, Ind.	L	74-80
12/29/10	A	Wichita, Kan.	L	57-91
2/17/10	A	Wichita, Kan. OT	L	70-76
2/9/10	H	Evansville, Ind.	W	65-62
2/7/09	H	Evansville, Ind.	W	61-52
1/25/09	A	Wichita, Kan.	L	50-51
2/26/08	A	Wichita, Kan.	L	54-68
2/6/08	H	Evansville, Ind.	W	64-56
1/27/07	H	Evansville, Ind.	L	61-66
1/13/07	A	Wichita, Kan.	L	56-69
2/1/06	A	Wichita, Kan.	L	66-74
1/19/06	H	Evansville, Ind.	L	62-69
1/17/05	H	Evansville, Ind.	L	65-81
12/31/04	A	Wichita, Kan.	L	81-91
2/14/04	A	Wichita, Kan.	L	73-90
1/24/04	H	Evansville, Ind.	L	66-86
2/10/03	A	Wichita, Kan.	L	84-89
1/29/03	H	Evansville, Ind.	W	75-74
2/23/02	H	Evansville, Ind. OT	W	83-81
1/19/02	A	Wichita, Kan.	L	63-81
2/15/01	H	Evansville, Ind.	W	74-61
2/6/01	A	Wichita, Kan.	W	77-74
2/5/00	A	Wichita, Kan.	L	75-86
1/2/00	H	Evansville, Ind.	W	84-55
2/27/99	N	St. Louis, Mo. \$	W	79-71
2/4/99	A	Wichita, Kan.	W	75-63
1/9/99	H	Evansville, Ind.	W	83-73
2/21/98	A	Wichita, Kan.	L	56-80
1/31/98	H	Evansville, Ind.	L	57-62
2/15/97	A	Wichita, Kan.	W	62-60
1/2/97	H	Evansville, Ind.	L	55-69
12/9/95	A	Wichita, Kan.	W	91-74
2/27/95	H	Evansville, Ind.	W	81-73
12/20/94	A	Wichita, Kan.	L	61-63

\$ - MVC Tournament

William & Mary
1-1/1-1 Home

12/27/66	H	Evansville, Ind.	L	72-74
12/27/57	H	Evansville, Ind.	W	83-65

Wittenberg
5-1/4-1 Home/1-0 Away

3/7/74	H	Evansville, Ind. OT #	L	55-59
3/9/72	H	Evansville, Ind. #	W	81-73
12/28/59	H	Evansville, Ind.	W	70-60
3/6/59	H	Evansville, Ind. #	W	56-50
12/16/35	A	Springfield, Ohio	W	32-15
12/18/33	H	Evansville, Ind.	W	50-25

- NCAA Tournament

Wright State
3-0/2-0 Home/1-0 Away

12/2/14	H	Evansville, Ind.	W	86-78
2/23/13	A	Dayton, Ohio bb	W	70-58
3/10/76	H	Evansville, Ind. #	W	85-75

bb - BracketBusters/# - NCAA Tournament

Wyoming
2-1/2-0 Home/0-1 Away

11/28/18	H	Evansville, Ind.	W	86-78
12/5/89	A	Laramie, Wyo.	L	64-66
12/23/88	H	Evansville, Ind.	W	84-63

Xavier
14-27/9-6 Home/3-18 Away/2-3 Neutral

11/10/18	A	Cincinnati, Ohio	L	85-91
12/10/13	A	Cincinnati, Ohio	L	60-63
2/26/94	A	Cincinnati, Ohio	L	66-73
1/22/94	H	Evansville, Ind.	W	91-61
3/13/93	N	Indianapolis, Ind. \$	W	80-69
2/17/93	A	Cincinnati, Ohio	L	63-74
1/23/93	H	Evansville, Ind.	L	68-74
2/22/92	H	Evansville, Ind.	W	82-73
2/1/92	A	Cincinnati, Ohio	L	63-76
2/14/91	H	Evansville, Ind.	L	56-69
1/17/91	A	Cincinnati, Ohio	L	185-00
3/9/90	N	Dayton, Ohio \$	L	78-89
2/15/90	A	Cincinnati, Ohio	L	55-71
1/18/90	H	Evansville, Ind.	W	59-51
3/11/89	N	Dayton, Ohio \$	L	78-85
2/16/89	H	Evansville, Ind.	W	88-82
1/19/89	A	Cincinnati, Ohio	L	73-81
2/20/88	A	Cincinnati, Ohio	L	79-102
1/23/88	H	Evansville, Ind.	W	86-84
2/16/87	H	Evansville, Ind. OT	W	95-93
1/19/87	A	Cincinnati, Ohio	L	70-77
2/17/86	A	Cincinnati, Ohio	L	72-81
1/20/86	H	Evansville, Ind.	L	69-78
2/11/85	A	Cincinnati, Ohio	L	63-83
1/14/85	H	Evansville, Ind.	W	77-71
2/13/84	H	Evansville, Ind.	W	74-67
1/16/84	A	Cincinnati, Ohio	L	50-73
2/16/83	H	Evansville, Ind.	L	68-70
1/15/83	A	Cincinnati, Ohio	L	65-85
2/6/82	A	Cincinnati, Ohio	W	76-73
1/9/82	H	Evansville, Ind.	W	82-52
3/5/81	A	Cincinnati, Ohio \$	L	69-72
2/28/81	A	Cincinnati, Ohio	L	57-59
2/4/81	H	Evansville, Ind.	L	60-63
1/9/80	A	Cincinnati, Ohio	W	88-75
2/3/79	H	Evansville, Ind.	L	60-74
1/10/79	A	Cincinnati, Ohio	W	74-59
12/15/76	A	Cincinnati, Ohio	L	79-89
12/19/50	N	Owensboro, Ky	W	71-69
2/10/50	A	Cincinnati, Ohio	L	36-45
12/28/46	N	Terre Haute, Ind.	L	45-52

\$ - MCC Tournament

Yale
1-1/1-1 Home

11/16/12	H	Evansville, Ind.	W	66-56
12/29/61	H	Evansville, Ind.	L	83-92

Youngstown State
1-0/1-0 Home

11/17/01	H	Evansville, Ind.	W	87-64
----------	---	------------------	---	-------



All-Time Letterwinners

A		
Abel, Maurica.....	1966-68	
Abel, Wesley.....	1926-29	
Adams, Darrell.....	1966-68	
Ahlering, Hugh.....	1957-59	
Aigner, Weston.....	2024	
Allaria, Mark.....	2000-02	
Allen, Bobby.....	1991-92	
Alston, Warren.....	1978	
Amlin, Gene.....	1975-76	
Anderson, Scott.....	1979-80	
Anderson, Zack.....	1998-01	
Anslinger, Kyle.....	2003-07	
Ary, T.S.....	1943	
Atwater.....	1967	
Axford, Harry.....	1948-51	
B		
Bae, Ronald.....	1968-69	
Bailen, Mark.....	1975	
Bailey, Chuck III.....	2024	
Bailey, Loren.....	1935-37	
Bakewell, William.....	1922	
Baldwin, Leroy.....	1929-31	
Balentine, D.J.....	2013-16	
Ball, Jermaine.....	1992-94	
Barber, Paul.....	1985	
Barnett, Bob.....	1948-51	
Barnett, James.....	1951	
Barnett, Jim.....	1947-50	
Barnett, William.....	1951	
Barrett, Shane.....	1989-91	
Barton, Howard E.....		
Baumgart, Nick.....	1999-01	
Bawell, Ray.....	1952	
Beauchamp, Blaise.....	2022-23	
Becknell, Laverne.....		
Begle, Curt.....	1996-99	
Bennett, David.....	1982-83	
Benzon, Christian.....	2014-17	
Bisges, Brian.....	1997-98	
Bivin, Roscoe.....	1952-55	
Blab, Olaf.....	1988-89	
Blakey, Maurice.....	2005-06	
Bobe, Gage.....	2020-24	
Bolin, Eldridge.....	1989-91	
Bomba, Chris.....	1986-89	
Bosse, Louis.....	1930-31	
Bouchie, Bryan.....	2009-10	
Boultinghouse, Wayne.....	1962-64	
Bradley, Michael.....	1985	
Brand, Larry.....	1987-90	
Briley, Buster.....	1962-64	
Brinkley, Tobias.....	2001-03	
Brown, Harold.....	1943-46	
Brown, Harris.....	2016	
Brown, Jaylon.....	2014-17	
Brubaker, David.....	1952	
Brzoja, Mislav.....	2015-16	
Buck, Al.....	1949	
Bullard, Paul.....	1962-64	
Bullock, Theren.....	1979-82	
Burch, Jim.....	1953-54	
Burrell, Kenneth.....	1930-31	
Burton, Andre.....	2002-05	
Buse, Don.....	1970-72	
Butler, Marcus.....	2004-05	
Butterworth, Jack.....	1953-54	
C		
Calvez, Fabien.....	2004-05	
Candler, Dakota.....	2024	
Canterbury, Jerry.....	1951	
Casebier, Parrish.....	1990-93	
Cesnulevicius, Rokas.....	2012-13	
Chamberlin, D.....	1940	
Chambers, Jared.....	2000-01	
Chandler, Chaka.....	1989-93	
Chatkevicius, Dainius.....	2018-19	
Chestnut, Jared.....	2019	
Chinn, Andy.....	2009-13	
Chism-Okoh, Zaveion.....	2023	
Church, Drew.....	1997-01	
Clayton, Bob.....	1970-71	
Clayton, Jerry.....	1955	
Cochenour, Todd.....	1990-94	
Coffey, Rick.....	1970-72	
Coleman II, Marvin.....	2023	
Comandella, Ray.....	1978	
Combs, Keith.....	1951-53	
Connelly, Bernard.....	1952-54	
Conrad, Jerry.....	1972-73	
Couch, John.....	1970-71	
Cousinard, Jay.....	2006-08	
Cox, Clyde.....	1955-57	
Cox, David.....	1963	
Cox, Harold.....	1957-59	
Cox, Ned.....	2009-13	
Crafton, Reed.....	1989	
Crumbaker, Dave.....	1953-54	
Cuff, Tanner.....	2024	
Cuffle, Clint.....	1999-04	
Cunliffe, Sam.....	2020	
Curtis, Samari.....	2021	
D		
Davis, Jerry.....	1980-81	
Davis, Lyman.....		
Dawson, Veltra.....	1987-88	
Day, Michael.....	2024	
Deal, Walter.....	1959-60	
Debard, Robert L.....		
Denton, Larry.....	1964-65	
Donald, Milt.....	1987-90	
Dossett, Robert.....	1931	
Doerner, Gus.....	1939-42	
Duff, Mike.....	1978	
Duncan, Roger.....	1972-75	
Dunkin, William.....	1937	
DuVall, Charles.....	1939; 42-43	
E		
Eberhard, Ron.....	1965	
Elkins, Andy.....	1991-95	
Ellert, Mike.....	1941-43	
Ely, Shy.....	2005-09	
Embrey, Jeff.....	1982-83	
Enaruna, Iyen.....	2021-22	
Englebright, Cale.....	1945	
Erickson, C.J.....	2008-09	
Erwin, Larry.....	1958-60	
Ewing, Les.....	1939-41; 1946	
Evans, Charles.....		
F		
Fahnestock, Scott.....	1990-93	
Farley, Justin.....	1995-97	
Ferguson, Larry.....	2001-03	
Fitzsimmons, Allen.....	2030-32	
Fletcher, Dupree.....	2004-05	
Forrester, Lennox.....	1990-91	
Fowler, Charles.....	1946	
Frederking, Noah.....	2018-22	
Frey, Jeff.....	1974-77	
Funkhouser, Jimmy.....	2002-03	
Furr, Lance.....	1981-82	
G		
Galloway, Lowell.....	1940-43	
Gardner, Doyle.....	1926-29	
Garner, Nate.....	2007-09	
Gehlhausen, Cameron.....	2023-24	
Gibson, Duane.....	2014-18	
Gilgeous-Alexander, Thomas.....	2020-21	
Givance, Shamar.....	2019-22	
Godfread, Dan.....	1987-90	
Goebel, Russell.....	1938	
Gomez, Victor.....	2005-08	
Gordon, Harold.....	1966	
Gore, Drew.....	2001-05	
Graham, Joe.....	1932	
Granger, Darin.....	2006-09	
Graves, Irvin.....	1972-73	
Gray, Taylor.....	2010-11	
Green, David.....	1963	
Greenly, Veon.....	1922	
Gregory, Trevor.....	2006-10	
Grieger, Rus.....	1964-65	
Grober, Richard L.....		
Guard, Charles.....	1938	
Guth, Roger.....	1968-70	
Gwaltney, Robert C.....	1942-43	
H		
Haarsma, James.....	2008-10	
Haddock, Kevin.....	1987	
Hafele, Joe.....	1947-50	
Haffner, Cam.....	2024	
Haffner, Scott.....	1987-89	
Hainna, Solomon.....	2017-18	
Halbrook, Harold.....	1958-59	
Hall, John.....	2018-20	
Hall, Trey.....	2021-22	
Hallstrom, Jim.....	1979-80	
Hamilton, Thomas.....	1959-61	
Hanavan, Ian.....	2001-03	
Harper, Byron.....	1926, 28, 30	
Harrowood, John.....	1954-57	
Harris, Eric.....	1979-82	
Harris, Kenneth.....	2010-12	
Hartke, Constant.....	1933-35	
Hartke, Quentin.....	1930-32	
Hartke, Vance.....	1938-41	
Harvey, David.....	1967	
Hauck, Raymond.....	1938	
Hauselmire, Bob.....	1945	
Haveh, John.....		
Healy, Frank.....	1953-56	
Heckendorn, Kraig.....	1978	
Hedde, Chuck.....	1998-02	
Helfrich, Mark.....	1973-75	
Helm, Lloyd.....	1946	
Helm, Olin.....	1938	
Henderson, Marcus.....	2020	
Henke, Emerson.....	1936-37	
Henning, Gary.....		
Henry, Walter.....	1962-63	
Herrenbruck, Kenneth.....		
Herthel, Marty.....	1961-62	
Hill, Brian.....	1987-90	
Hill, Marty.....	2018-19	
Hisle, Mark.....	1990-94	
Holder, Larry.....	1948-51	
Hollender, Chris.....	1995-98	
Hollman, Billy.....	1945	
Holmes, Denver.....	2008-12	
Holmes, Jerry.....		
Holmes, Layne.....	1968-69	
Holsinger, Jason.....	2005-09	
Hooker, Earl.....		
Hopf, Clint.....		2007-11
Hopson, Matt.....		1993-95
Houglund, Richard A.....		
House, Zach.....		2008-09
Howard, David.....		2014-17
Howard, Harold.....		1983-84
Hudson, Monie.....		2009-10
Huff, Keith.....		1973
Hughes, Joshua.....		2024
Hughes, Peter R.....		
Humes, Larry.....		1964-66
Humrichous, Ben.....		2024
Hupmann, Sascha.....		1989-93
Hyde, Robert M.....		
I		
Ilegomah, Peace.....		2020
J		
Jackson, Braylon.....		2024
Jackson, Brian.....		1994-96
Jackson, Curtis.....		1985-88
Jackson, Reed.....		1991-95
Jacobs, Jim.....		1985-86
Jahr, Jordan.....		2010-12
James, Kwame.....		1996-00
Jewell, Mark.....		1989-90
John, Curt.....		1971
Johnson, Derek.....		2009-10
Johnson, Elmer.....		1937-38
Johnson, Fay V.....		
Johnson, Richie.....		1982-85
Johnson, Ron.....		1965-67
Johnson, Scott.....		1975-76
Jones, John.....		1922
Jones, Kenneth.....		
Jones, Lewis.....		2009-13
Jones, Morgan.....		1945-46
Jones, Troy.....		1986-89
Jordan, Don.....		1965
Joyner, Mike.....		1978
Juncker, Arnie.....		2006-07
K		
Kalle, Sekou.....		2023-24
Katterhenry, Ed.....		1938-40
Katterhenry, Gary.....		
Kays, Coleman.....		
Kealing, Phil.....		2003-04
Keener, Arden.....		
Keifer, Wilms.....		1938
Kell, Brent.....		1992-95
Kelley, Scott.....		1979-80
Kemp, Grester.....		1938
Kemp, Robert.....		1938
Keown, Clint.....		1998-01
Kiefer, Paul.....		
Kingston, Kevin.....		1978
Kingston, Rick.....		1965-67
Kneipp, Harry.....		1927
Kohlmeyer, Bob.....		1947-50
Koster, Nathan.....		2002-03
Kuhlman, Evan.....		2018-22
L		
Labinowicz, Artur.....		2020
Lacey, Kavon.....		2007-11
Lancaster, Jimmy.....		1925
Lang, Frank.....		1926-28
Larry, Willie.....		2006-07
Lau, Milford.....		
Layden, Jeff.....		1993-97

All-Time Letterwinners



Leaf, Brad.....	1979-82	N	Sakel, William.....	1950-52	Toumo, Yacine.....	2023-24
Leachner, Allen.....	1952-23	Nash, Jack.....	Sanders, P.M.....	1959-61	Traore, Dalen.....	2017-18
Leazer, Mike.....	2013-14	Neal, William H. Jr.....	Sanders, Steve.....	1981-84	Trimmins, Bill.....	
Lee, Deywane.....	2002-04	Nelson, Jordan.....	Sawvell, Ryan.....	2012-13	Turam, Emir.....	1981-83
Lendy, Murray.....	1980-83	Nelson, Robert.....	Sayar, Eyal.....	1994-96	U	
Levitch, Jax.....	2021	Newton, Jawaun.....	Schaefer, Paul.....	1983-86	Utley, Paul.....	1961-63
Lewis, Barney.....	1978	Niedermeier, Carl.....	Schafer, Chris.....	1985	V	
Lewright, Louis.....	1932	Niemeier, Tom.....	Scheller, Lawrence.....		Van Hoose, Jon.....	2007-08
Libbert, Maynard.....	1938	Northerner, Bob.....	Schmitt, Albert.....	1922	van Tongeren, Pieter.....	2007-11
Lindey, Bert.....	1940	Nossett, James.....	Schoettle, Herman.....	1942	Vaughn, Dorris.....	1928-31
Linsmith, Charles.....	1953	O	Schwitz, Joe.....	1952	Vidoni, Matt.....	1998-00
Lockridge, David.....		Oestreicher, Woody.....	Scott, Paul.....	1946	Vucetic, Sergej.....	2016-17
Lomax, Bruce.....	1936	Ohl, C. Lawrence.....	Scott, Todd.....	1984	W	
Lomax, Jack.....	1936	Oliver, Herman W.....	Scott, Tyrone.....	1984-85	Wagner, Lucious.....	2001-05
Long, Jeremy.....	2002-03	Olsthoorn, Larry.....	Seitz, Adam.....	1998-02	Walker, Bob.....	1953-56
Long, Steve.....	1979	Osterman, Harry.....	Selm, Harold.....	1936-38	Walker, Mike.....	1991-93
Long, Tim.....	2000-02	Ottens, Eric.....	Selm, Howard.....	1936-39	Wallace, Bobby.....	1983-84
Loving, Darick.....	1994-96	Owens, Michael.....	Selm, Otto.....	1942	Wargel, Trent.....	2005-08
Lurker, Mel.....	1958-60	P	Shelby, Ed.....	1973-76	Washington, John Ed.....	1975-78
Lytle, Dan.....	2000-03	Pace, Robert.....	Shelton, Sean.....	1985	Watkins, Sam.....	1964-66
Lytle, Howard.....	1922	Page, Emmette.....	Sheridan, Don.....	1957-58	Watley, Mike.....	1979-80
M		Parks, Bernard.....	Sherwood, Steve.....	1981-82	Watson, Jordan.....	2001-03
Mack, Chris.....	1989-90	Peeler, Matt.....	Shreffler, Scott.....	1989-93	Webster, Matt.....	2003-07
Madison, Toby.....	1994-95	Perry, Kenny.....	Siegel, Mark.....	1978	Weeks, Dave.....	1967-69
Maglaris, Chris.....	1936-41	Petrakos, Greg.....	Silke, Paul.....	1940	Welch, Devan.....	2003-06
Malicoat, Harold.....	1958-59	Petty, Justin.....	Simmermaker, Rex.....	1995-96	Wellemeyer, James.....	1945
Mangold, Allen S.....		Peulen, Joe.....	Simmons, Blake.....	2014-18	Wellemeyer, John.....	1969-71
Maroy, Lawson F.....		Phifer, Craig.....	Simmons, Marty.....	1987-88	Welmer, Steve.....	1970-72
Martin, Greg.....	1971-72	Phillips, Preston.....	Simpson, Bill.....	1965	Wesemeyer, Craig.....	1985
Martin, Gregory V.....		Platt, Mike.....	Sinclair, Dick.....	1956	Wessel, Bob.....	1954-57
Massing, Mike.....	1983-86	Polk, Robert.....	Sisley, Blake.....	2022	Wessel, John.....	1953-55
Matthews, Alex.....	2021	Pollard, Colby.....	Skinner, Tim.....	1972-75	Weston, Barry.....	1979
Matthews, Jack.....	1947-50	Pratt, Howard.....	Sloan, Jerry.....	1963-65	Wheeler, Charles E.....	
Mattingly, Jerry.....	1966-68	Pruett, Marvin.....	Small, Luther.....	1922, 24-25	Wheeler, Don.....	1973-76
Mautz, Lynn.....	1961-63	Prusz, Irwin.....	Smallins, Jim.....	1955-57	Wheeler, Walton.....	1927
McAdoo, Joe.....	1984-85	Ptacek, Tyler.....	Smallwood, Ed.....	1958-60	Whipple, Gerald.....	1946
McClary, Gary.....	1965	Q	Smith Jr., Antoine.....	2022-23	Whitmore, Joe I. Jr.....	
McCutchan, Allen.....	1964	Quinn, Chris.....	Smith, Dru.....	2017-18	Wiley, Carl.....	1940
McCutchan, Arad.....	1931-34	R	Smith, Greg.....	1978	Wiley, Willie.....	2016-17
McCutchan, John.....	1938	Rath, Caleb.....	Smith, James.....	1962-64	Wilke, Edgar.....	
McCutcheon, Edward.....	1922	Rea, Ralph.....	Smith, Mike.....	1976	Wilkinson, James.....	1952-53
McGhee, Darnell.....	1979-80	Rea, Tom.....	Smith, Rick.....	1970-71	Will, Earl.....	
McGinness, Lawrence.....	1922	Reeder, Carl.....	Snow, Craig.....	1997-01	Will, Neil.....	
McGlothlin, Kern.....	1931-34	Reid, Billy.....	Sparks, Scott.....	1993-96	Williams, Brandon.....	2010-13
McIntire, Logan.....	2023	Reisinger, Bob.....	Specht, Charles F.....		Williams, DeAndre.....	2020
McKinstry, Rick.....	1982-84	Reller, Herb.....	Spinelli, Gabe.....	2023	Williams, Edgar.....	1942-43
McKissic, James.....	1969-71	Richardson, Kareem.....	Sprinkle, Gary D.....		Williams, Herb.....	1965-67
McMurtry, H.D.....		Riggs, David.....	Stafford, Taylor.....	2014	Williams, Kaylon.....	2008-09
Melton, Emerson.....	1925	Riggs, Walter.....	Stalbergs, Art.....	2005-07	Williams, Richard.....	1927-28
Merta, Ferdinana.....	1938	Riley, K.J.....	Stanton, Jeremy.....	1997-01	Wilm, Gene.....	1952-55
Meyerrose, Mike.....	1972-73	Risinger, Josh.....	Stebbins, Monte.....	1970-72	Wilson, Marcus.....	1995-99
Miller, Kenneth.....	1943	Ritter, James.....	Stogsdill, Mark.....		Winburn, Tony.....	1976-78
Miller, Roger.....	1967-68	Robertson, Charles.....	Stoneking, Kris.....	1999-01	Wing, Adam.....	2013-16
Miller, Steve.....	1976-78	Robertson, Ryan.....	Straub, Devan.....	2019-21	Wise, Dale.....	1959-61
Miskovich, Jim.....	1975-76	Robertson, Tory.....	Strawbridge Jr., Kenny.....	2023-24	Worth, John.....	1983
Mitchell, LeRoy.....	1980	Robinson, Josh.....	Strickland, Bradley.....	2003-07	Wytenbach, Roy.....	1924-26
Mockevicius, Egidijus.....	2013-16	Rolen, Ed.....	Stuteville, Edward.....	1922-25		
Moncrief, Chris.....	2023	Roler, Edward C.....	Stubbs, Harold.....	1946	Y	
Montgomery, Harold.....	1939-41	Rose, Alfred.....	Sullivan, Stuart.....	1995-97	Yokel, William H.....	
Moon, Keith.....	1978	Rubush, Jim.....	Summers, Derek.....	2005-06	Z	
Moore, Jaylon.....	2012-15	Runyan, Kyle.....	Susott, Wilfred.....	1938-40	Zausch, Ed.....	1962-64
Moore, Kae.....	1968-70	Russel, Frank.....	T		Zieg, Benny.....	1940
Moorehead, Matt.....	1997-98	Ryan, Colt.....	Taylor, Bryan.....	1977-78		
Morales, Emil.....	1995-97	S	Taylor, Ryan.....	2017-18		
Morning, Jeff.....	1987-89	Sadler, John.....	Taylor, Troy.....	2009-13		
Morrow, Taylor.....	2006-08	Sakel, Bob.....	Theby, Joseph.....	1935		
Mujezinovic, Faruk.....	2000-02	Sakel, John.....	Thomas, Antonio.....	2024		
Mukes, Bubby.....	1983-86	Sakel, Maurice.....	Thompson, Price.....			
Mulherin, Tom.....	1958-60		Thrasher, Hugh.....			
Murphy, Michael J.....			Thuerbach, Otto.....	1934-36		
Myers, Tyler.....	2024		Thurneck, William.....	1959-60		
			Tichenor, Grant.....	2022-23		