

UNIVERSITY OF EVANSVILLE WOMEN'S BASKETBALL

SID: Michael Robertson

Email: MR328@Evansville.edu

Phone: (812) 488-2238

Twitter: @UEAthleticsWBB, #ForTheAces



PEORIA, ILL.



2 PM



RENAISSANCE COLISEUM



ESPN+

2021-22 GAME NOTES

GAME 21

TODAY'S GAME

AT BRADLEY



PURPLE ACES

7-13

OVERALL

1-8

MVC

286

NET

0-5

LAST 5

2-9

ROAD

L, 60-75

LAST GAME

AT



BRAVES

3-16

OVERALL

0-10

MVC

272

NET

0-5

LAST 5

3-6

HOME

L, 63-83

LAST GAME

SERIES AT A GLANCE

All-Time Series: Bradley leads, 37-21

First Meeting: Jan. 19, 1995, Evansville, Ind., L, 65-93

Last Meeting: Jan. 7, 2022, Evansville, Ind., W, 74-73

Last UE Win: Jan. 7, 2022, Evansville, Ind., W, 74-73

Last BU Win: Jan. 16, 2021, Evansville, Ind., BU W, 57-77

Streak: Evansville, W1

Largest UE Win: 86-46, Evansville, Ind., Jan. 12, 2015

Largest BU Win: 117-59, Evansville, Ind., Jan. 21, 2018

RECENT MEETINGS WITH BRADLEY (1-9)

DATE	H/A/N	RESULT	DATE	H/A/N	RESULT
1/7/22	H	W, 74-73	2/10/19	A	L, 63-81
1/16/21	H	L, 57-77	1/11/19	H	L, 68-75
1/15/21	H	L, 53-96	3/8/18	N	L, 49-77
3/7/20	H	L, 53-71	2/16/18	A	L, 47-92
1/3/20	A	L, 51-82	1/21/18	H	L, 59-117

2021-22 SCHEDULE & RESULTS

Date	Opponent	Time/Result
Nov. 9	Austin Peay	W, 62-52
Nov. 14	Oakland City	W, 100-59
Nov. 17	Eastern Kentucky	W, 67-57
Nov. 20	at Eastern Illinois	L, 74-85 (2OT)
Nov. 24	at Purdue Fort Wayne	W, 84-71
Nov. 30	Murray State	L, 77-85
Dec. 4	at Miami (Ohio)	L, 73-81
Dec. 7	at Bellarmine	W, 89-83
Dec. 11	Morehead State	W, 79-49
Dec. 19	at Chicago State	CANCELED
Dec. 22	at Butler	L, 67-75
Dec. 30	at Northern Iowa	POSTPONED
Jan. 1	at Drake	L, 54-97
Jan. 2	at No. 21 Iowa	L, 56-93
Jan. 7	Bradley	W, 74-73
Jan. 9	Illinois State	L, 68-87
Jan. 18	at Indiana State	L, 51-69
Jan. 21	at Loyola Chicago	L, 54-68
Jan. 23	at Valparaiso	L, 62-74
Jan. 27	Missouri State	L, 35-82
Jan. 29	Southern Illinois	L, 68-87
Feb. 4	at Illinois State	L, 60-75
Feb. 6	at Bradley	2 PM
Feb. 8	at Northern Iowa	6 PM
Feb. 12	Indiana State	5 PM
Feb. 18	Valparaiso	6 PM
Feb. 20	Loyola Chicago	1 PM
Feb. 24	at Missouri State	7 PM
Feb. 26	at Southern Illinois	2 PM
Mar. 3	Drake	6 PM
Mar. 5	Northern Iowa	1 PM

2022 Hoops in the Heartland (Moline, Ill.)

March 10-13

WE ARE UE

There are several ways to reference the University of Evansville. Generally, the first reference should always be "University of Evansville" or "Purple Aces". Later references to our team may be "Aces" as well as just using the word "Evansville".

Our school abbreviation is "UE". Under no circumstances is it acceptable to use "EU".

The "UE" logo below is our primary and the "Aces" is our secondary. Both are acceptable to use at any time.



GAMEDAY NOTES

• Evansville and Bradley are meeting for the 59th time in series history with the Braves owning a 37-21 advantage in the all-time series.

• Meeting last just three weeks ago, the Aces captured the first MVC win of head coach Robyn Scherr-Wells career with a 74-73 victory over the Braves on Jan. 7 inside Meeks Family Fieldhouse.

• Sunday's game inside the Renaissance Coliseum will be the first between the Aces since Jan. 3, 2020. Prior to hosting the Braves earlier this year, Evansville and BU played both of last season's games inside Meeks due to COVID-19 scheduling guidelines, and wrapped-up the 2019-20 season series in Evansville, giving UE four-straight home games in the series.

• Bradley enters the Sunday showdown after an 83-63 loss to Indiana State on Friday night. The Braves currently sit in 10th in the conference standings, just one game back of the Aces for the ninth spot.

• Sunday's contest is the midway point of a six-day, three-game road trip featuring games at Illinois State, Bradley, and Northern Iowa.

BY THE NUMBERS

16

Points scored by Je'Naiya Davis on Friday night at Illinois State, her 12th double-figure scoring effort of the season.

20

Where Abby Feit ranks in the nation in double-doubles this season with 11.

18

Where Evansville sits nationally in free throws made.

13

Number of turnovers the Aces had in both matchups against Illinois State combined.

15

Games in which the Aces have scored 60-or-more points this season.

PROBABLE STARTERS

Pos.	Name	Yr.	PPG	RPG	APG	Notes
F	Celine Dupont	Sr.	3.4	3.5	0.3	Grabbed four boards against Illinois State on Friday.
F	Abby Feit	Jr.	15.5	9.9	1.6	Had a five-game double-figure rebound streak snapped at Illinois State.
G	Je'Naiya Davis	Jr.	15.7	3.4	1.1	Led the team with 16 points on Friday night against the Redbirds.
G	Anna Newman	Sr.	6.9	2.6	3.4	Finished with nine points, five boards, and four assists against Illinois State.
G	Myia Clark	Sr.	12.6	4.6	1.9	Team's leading scorer in conference place at 12.4 points per game.

TEAM NOTES

IMPORTANCE OF DISTANCE

Not necessarily the first aspect that is keyed on in the new look Aces offense, three-point shooting has been one of the most important factors in determining whether Evansville wins or loses this season. In games where the Aces have hit six triples or less, Evansville is just 2-8, while going 5-3 in games with seven-or-more three-point makes.

HOME VS. AWAY

As the non-conference campaign winds to a close, let's take a look at the difference between the Aces performances at Meeks Family Fieldhouse and on the road.

Team Statistics	Home	Road
Points Scored	69.3	65.8
Points Allowed	68.8	79.2
FG%	39.8%	36.4%
Opponent FG%	39.3%	45.7%
Rebound Margin	-8.1	-8.1
Three-Point Attempts	21.1	22.2
Three-Point Percentage	30.0%	26.2%

NON-CON VS. CONFERENCE

With the conference season underway, let's look at how the Aces compare statistically in non-conference versus conference contests.

Team Statistics	Non-Con	MVC
Points Scored	75.3	57.8
Points Allowed	71.8	77.8
FG%	42.0%	32.4%
Opponent FG%	40.4%	46.1%
Rebound Margin	-6.0	-10.7
Three-Point Attempts	23.0	20.1
Three-Point Percentage	31.2%	23.2%

2020-21 vs. 2021-22

With 15 games gone by, let's look at a comparison between where the Aces were at a season ago compared to this year.

Team Statistics	2020-21	2021-22
Points Scored	56.4	67.4
Points Allowed	68.9	74.5
FG%	37.2%	37.9%
Opponent FG%	38.8%	42.9%
Rebound Margin	-6.3	-8.1
Three-Point Attempts	16.6	21.7
Three-Point Percentage	28.5%	27.9%

FORCING MISTAKES

Evansville has excelled this season at making it difficult for its opponents to keep possession. The Aces are 72nd in the nation in turnovers forced, creating 18.7 turnovers per game.

INDIVIDUAL NOTES

CLARK KEY TO ACES TALENTED TRIO

Senior guard Myia Clark has been key to the Aces success this season, especially on the offensive end. Clark has shown no fear in driving to the basket and has shown the ability to knock-down perimeter shots, hitting 22 this season, second-most of any Ace this season. Clark also sits third in scoring, rounding-out Evansville's trio of scorers averaging 10 points or more.

EFFICIENCY FOR JE'NAIYA

Through 14 games in her Aces career, junior Je'Naiya Davis has made her name known for her ability to score from just about anywhere. But what many may not know about Davis is she has been incredibly efficient in scoring from all three levels. Davis is shooting 37.3% from three this season, the best percentage for the Aces.

ONE OF THE COUNTRY'S BEST

Junior Abby Feit is one of the country's best players period and has the stats to back it up. Feit is one of just 17 players in the nation to average a double-double and is one of two in The Valley to do so, along with SIU's Abby Brockmeyer.

GRIFFIN ADDS INTENSITY OFF BENCH

Coming off the bench in 2021-22, senior A'Niah Griffin has made a significant impact for the Aces this season. In just over 15 minutes per contest, Griffin has added scoring pop (6.9 points per game), while also bring intensity and pressure to the Aces press defense, recording 12 steals.

A VALUABLE UTILITY PLAYER

So early in her collegiate career, freshman Kodie Myszka has proven to be a valuable force for Evansville. Myszka has shown the ability to add an offensive presence in the paint and knock-down midrange shots, while proving to protect the rim defensively with 11 blocks, the second-most on the team. Myszka recorded a new career-high in scoring, dropping 12 points against Illinois State on Jan. 9 and has finished with four or more rebounds in half of the contests she has played on.

TEAM STAT COMPARISONS (NCAA RANKINGS)



NCAA Team Rankings (as of Feb. 2, 2021)

Team Statistics	Aces	Braves
Scoring Offense	67.8 (121st)	58.1 (290th)
Scoring Defense	74.5 (336th)	67.5 (269th)
Scoring Margin	-6.7 (286th)	-9.4 (308th)
FG %	38.2% (262nd)	37.0% (24th)
FG % Defense	42.8% (304th)	39.3% (160th)
3-Pt FG Per Game	6.1 (144th)	7.1 (76th)
3-Pt. FG %	28.0% (268th)	32.5% (103rd)
3-Pt. FG % Defense	30.8% (188th)	31.9% (247th)
Rebound Margin	-7.9 (335th)	-5.7 (310th)
Assists Per Game	12.0 (237th)	12.6 (205th)
Assist/Turnover Ratio	0.72 (230th)	0.80 (174th)
Blocks Per Game	3.8 (97th)	3.5 (136th)
Steals Per Game	8.6 (121st)	4.5 (348th)
Turnover Margin	+2.00 (100th)	-3.39 (311th)
Free Throws Made	287 (19th)	164 (308th)
Free Throws Attempted	408 (19th)	262 (272nd)
Free Throw %	70.3% (161st)	62.6% (332nd)

DOUBLE-FIGURE SCORING PERFORMANCES

	2021-22		Career	
	No.	Record	No.	Record
Abby Feit	15	7-8	55	15-40
Je'Naiya Davis	12	3-9	12	3-9
Myia Clark	11	5-6	11	5-6
A'Niah Griffin	5	3-2	21	9-12
Anna Newman	5	3-2	15	7-8
Elly Morgan	2	1-1	2	1-1
Kodie Myszka	2	1-1	2	1-1
Rylie Stephens	0	0-0	5	0-5
Sydney Thurwalker	0	0-0	4	1-3
Jossie Hudson	0	0-0	3	3-0

TEAM SPECIAL STATS (2021-22)

Opponent	Largest Lead	Largest Deficit	Lead Changes	Bench Scoring	Pts. Off TOs
APSU	14	7	2	9	25
OCU	45	-	-	29	29
EKU	16	8	4	33	16
at EIU	4	11	9	30	13
at Purdue FW	13	11	8	49	23
Murray State	6	12	2	16	19
at Miami (OH)	3	14	1	11	29
at Bellarmine	15	7	4	28	16
Morehead St.	35	-	-	22	17
at Butler	-	15	-	15	10
at Drake	-	46	0	6	15
at No. 21 Iowa	2	38	1	1	8
Bradley	5	8	13	17	13
Illinois State	5	21	2	24	13
at Indiana St.	2	21	1	11	10
at Loyola	2	20	6	12	9
at Valparaiso	14	19	1	15	24
Missouri St.	-	47	0	15	12
Southern Ill.	2	17	5	13	10
at Illinois St.	9	17	2	21	14

LAST TIME OUT

NORMAL, Ill. - After a quick start, the University of Evansville women's basketball team made runs and challenged the No. 2 team in the MVC standings, ultimately falling on the road, 75-60, to Illinois State in Normal, Ill. on Friday night.

Helping to key Evansville's fast start, junior Je'Naiya Davis led the way for the Aces, scoring 11 of her 16 points in the first quarter and matching a career high with four triples on the night. Joining Davis in double-figures was A'Niah Griffin, who tied a season-best with 14 points, scoring nine in the fourth quarter. For the Redbirds, DeAnna Wilson led Illinois State in the scoring column with 19 points.

It was a fast start for Evansville. as the Aces returned to their three-point shooting ways. After a quick 3-0 lead for the Redbirds, Evansville went on a 14-2 run over a nearly five-minute span, powered by a pair of triples by Davis. Towards the end of the opening quarter, Illinois State began to chip away at Evansville's advantage, getting as close as four, but it was Davis who knocked-down another three, her third of the first quarter, that gave UE a 21-14 lead after one.

Illinois State's shooting woes were no more in the second quarter as the Redbirds battled back. After the Aces grabbed a 23-17 lead on a jumper by A'Niah Griffin, Illinois State used a 13-0 run amid a cold streak for the Evansville offense to take a 30-23 lead. The home side's advantage would grow as large as 11 with 1:13 left in the half, but the Aces worked back within single digits, getting a layup in the final seconds from Anna Newman to trail by just seven at 36-29.

Out of the break, Illinois State pushed its lead back to double-digits. The Redbirds lead grew as high as 15, but a small run late helped UE cut its deficit closer to single-digits at 59-46 going into the fourth. The Redbirds again opened the quarter building on its advantage, seeing it reach its highest point of the night at 17 with 5:57 remaining in the game. Evansville was not without a fight, working within 10 points on a free throw from Griffin with just over three minutes remaining. As the game closed, the Aces could not draw closer, falling 75-60 to the Redbirds.



Official Basketball Box Score - Final
Evansville at Illinois St.
02/04/22 Redbird Arena, Normal
2021-22 Women's Basketball

Game Time: 7:00 PM
Game Duration: 1:44
Attendance: 504

Officials: Mark Zentz, Kale Entlerline, Kristyne Esparza

Evansville - 60 Record: 7-13 (1-8)

NO. Name	Min	FG M-A	3P M-A	FT M-A	Rebounds OR DR TOT	Fouls PF FO	TP	AS	TO	ST	Blocks BS BA	+/-
12 Celine Dupont	F 12:29	1-4	0-0	0-0	1 3 4	1 0	2	0	0	1	0	-3
14 Abby Feit	F 36:51	3-13	0-6	1-2	1 7 8	3 1	7	3	0	2	1	-12
1 Anna Newman	G 37:14	3-9	1-1	2-2	4 1 5	2 2	9	4	2	1	0	-16
24 Je'Naiya Davis	G 35:05	6-19	4-8	0-0	0 1 1	1 0	16	1	2	1	0	-18
32 Myia Clark	G 23:50	1-5	0-3	4-4	2 2 6	0 2	5	1	2	0	0	-16
11 Elly Morgan	28:22	3-8	0-2	1-3	1 2 3	4 3	7	1	0	1	0	-8
21 A'Niah Griffin	15:04	5-6	1-2	3-5	0 1 1	4 3	14	0	1	0	1	0
3 Gala Camarena	02:46	0-1	0-1	0-0	0 2 2	0 0	0	1	0	0	0	1
13 Kodie Myszk	08:19	0-3	0-0	0-0	0 0 0	0 0	0	0	0	1	0	-4
Team					2 1 3		0					
Totals		22-68	6-23	10-16	13 20 33	15 11	60	11	7	7	2	9 -15

Technical Fouls: NONE

Shooting By Period	
1st FG%	7-14 50.0%
3PT%	4-8 50.0%
FT%	3-4 75%
2nd FG%	4-21 19.0%
3PT%	0-5 0.0%
FT%	0-0 0%
3rd FG%	6-17 35.3%
3PT%	2-5 40.0%
FT%	3-4 75%
4th FG%	5-16 31.3%
3PT%	0-5 0.0%
FT%	4-8 50%
GM FG%	22-68 32.4%
3PT%	6-23 26.1%
FT%	10-16 62.5%

Dead Ball Rebounds: 5.1

Illinois St. - 75 Record: 12-9 (8-2)

NO. Name	Min	FG M-A	3P M-A	FT M-A	Rebounds OR DR TOT	Fouls PF FO	TP	AS	TO	ST	Blocks BS BA	+/-
24 DeAnna Wilson	F 25:09	6-13	0-0	7-10	5 4 9	2 6	19	1	1	0	0	10
3 Mary Crompton	G 34:24	4-9	3-8	2-3	0 2 2	1 1	13	1	0	0	0	8
12 Maya Wong	G 24:11	2-4	1-2	2-2	0 4 4	4 1	7	3	4	0	0	14
32 Juliann Redmond	G 35:52	5-9	1-2	5-5	2 3 5	1 3	16	9	2	0	0	22
32 Kate Bullman	G 35:18	5-12	2-6	2-2	0 6 6	2 2	14	1	1	1	8	10
1 Jasmine McGinnis-Taylor	03:19	1-1	0-0	0-0	0 2 2	0 0	2	0	1	0	0	-1
11 Kenzie Bowers	21:27	1-4	0-3	0-0	1 10 11	0 1	2	1	2	0	1	0
25 Lexi Boles	02:29	0-1	0-0	0-0	0 0 0	0 0	0	0	0	0	0	3
33 Hannah Kelle	04:42	0-1	0-0	0-0	1 0 1	1 1	0	0	0	0	0	5
13 Kayel Newland	13:09	1-1	0-0	0-0	0 1 1	0 0	2	1	0	0	0	1
Team					1 2 3		0		0	1		
Totals		25-55	7-21	18-22	10 34 44	11 15	75	17	12	2	9 2	15

Technical Fouls: NONE

Shooting By Period	
1st FG%	5-13 38.5%
3PT%	3-4 75.0%
FT%	1-1 100%
2nd FG%	8-14 57.1%
3PT%	2-6 33.3%
FT%	4-4 100%
3rd FG%	6-12 50.0%
3PT%	2-5 40.0%
FT%	9-11 81.8%
4th FG%	6-16 37.5%
3PT%	0-6 0.0%
FT%	4-6 66.7%
GM FG%	25-55 45.5%
3PT%	7-21 33.3%
FT%	15-22 68.2%

Dead Ball Rebounds: 3.0

EVA		ILS		Points from		Turnovers		Period by Period Scoring	
Biggest lead	9 (1st 5:38)	17 (4th 6:30)		14	4			1st	2nd
Best Scoring Run	9 (1st 5:38)	13 (2nd 4:26)		30	34			3rd	4th
Lead Changes	2			Second Chance	7	10		TOT	
Times Tied	2			Fast Breaks	7	2			
Time with Lead	12:20	26:16		Bench	21	6			



75



60

February 4, 2022
Redbird Arena
Normal, Ill.

LAST MEETING

EVANSVILLE - Powered by a team effort on the offensive end, the University of Evansville women's basketball team secured a 74-73 win over Bradley in its Missouri Valley Conference home opener on Friday night inside Meeks Family Fieldhouse in Evansville.

It was a typical pair of performances from Evansville's outstanding duo of senior Myia Clark and junior Abby Feit. The two combined for 45 of the Aces' 74 points as Clark went for a game-high 25 points, gathering seven rebounds, while Feit poured-in 20 points and added 10 rebounds for her eighth double-double of the season in the win. On the opposite bench, Caroline Waite led the Braves with 18 points, scoring every point from beyond the arc with six three-pointers.

Both teams struggled to get started as the two sides combined to shoot just 6-of-27 (22.2%) in the opening quarter with the Braves getting the better of Evansville with a 13-7 lead following the final 10 minutes. After the first quarter struggles, both teams settled in, but it was the Aces who really got back acclimated to home after 27 days away from the friendly confines of Meeks Family Fieldhouse in the second quarter. In the second, Evansville put up 25 points, soaring past the Braves to take a one-point lead at the break following an 8-of-18 (44.4%) shooting effort in the second period, including five made triples. Clark and Feit helped spark the Aces in the second, combining for 14 points in the quarter alone, as Evansville grabbed the lead at the half.

Indicative of the competitiveness of The Valley, neither side could gain separation in the third. The third stanza featured five ties and seven lead changes as both teams jockeyed for the advantage. In the final two minutes of the third, Bradley utilized a 7-0 run to take a 4-0 lead preparing to head into the final period, but the Aces answered back to close with a four-point run of their own, all coming at the free-throw line from Anna Newman to tie the game heading to the fourth quarter.

After a pair of free-throws from freshman Kodie Myszkas put the Aces up 62-60 with under five minutes left in the game, Bradley knocked-down one of its most important threes of the night, following it up with a pair of free throws at the line to take back the lead at 65-62. Prepared with an answer, Feit hit a jumper and Newman got to the rim for a layup to retake the lead at 66-65. Although Bradley would tie the game twice further, the Braves would never regain the lead. With 1:43 remaining in regulation, Feit got the ball at the top of the key and buried a three, followed by an Aces press that forced a Bradley turnover that for all intents and purposes, sealed the game. After a pair of missed shots on offense, Evansville grabbed back-to-back offensive boards, forcing Bradley to foul. Clark continued to come up big, going to the line and hitting both of her attempts at the charity stripe to increase Evansville's lead to four at 74-70 with six seconds remaining. As the buzzer sounded, Bradley's Tatum Koenig hoisted a three that fell, bringing the Aces final margin to one in the 74-73 win.

On the night, Evansville assisted on 18 of their 22 made baskets with Newman leading the way with six assists with Clark, Griffin, and Camarena all adding three-or-more assists to the effort.



Official Basketball Box Score - Final
Illinois St. at Evansville
01/09/22 Meeks Family Fieldhouse, Evansville
2021-22 Women's Basketball

Game Time: 1:00 PM
Game Duration: 1:51
Attendance: 222

Officials: Greg Small, Trey Miles, Molly Caldwell


Illinois St. - 87 Record: 7-7 (3-9)

NO.	Name	Min	FG		3P	FT	OR		DR		Fouls		TP	AS	TO	ST	Blocks		+/-	Shooting By Period						
			M-A	M-A	M-A	M-A	OR	DR	TOT	PF	FD	BS					BA	1st		FG%	10-16	62.5%	3PT%	1-2	50.0%	FT%
24	DeAnna Wilson	F 20:02	8-13	0-0	5-6	2	6	8	2	5	21	0	0	0	0	1	18			1st	FG%	10-16	62.5%	3PT%	1-2	50.0%
3	Mary Crompton	G 34:22	7-11	6-7	2-3	0	1	1	1	2	22	4	2	0	0	0	18			3PT%	1-3	33	100%			
12	Maya Wong	G 33:25	3-6	1-1	2-2	0	2	2	1	3	9	3	7	0	1	0	29			2nd	FG%	4-13	30.8%	3PT%	4-13	30.8%
23	Julieann Redmond	G 33:05	4-10	0-1	2-2	1	6	7	3	5	10	2	3	0	0	0	24			3PT%	1-1	100.0%	FT%	1-2	50%	
32	Kate Bullman	G 19:39	1-3	0-0	1-2	0	4	4	5	2	3	1	1	0	1	0	13			FT%	1-2	50%				
1	Jasmine McGinnis-Taylor	15:38	6-9	0-0	1-2	3	1	4	1	1	13	1	0	2	0	1	6			3rd	FG%	10-16	62.5%	3PT%	3-3	100.0%
11	Kenzie Bowers	25:00	4-5	1-1	0-0	1	7	8	1	0	9	1	2	1	0	0	7			FT%	3-3	100.0%				
33	Hannah Kelle	10:07	0-0	0-0	0-0	0	0	0	0	2	0	0	0	0	0	0	-7			3PT%	5-7	71.4%				
25	Lexi Boles	03:37	0-2	0-0	0-0	0	2	2	0	0	0	0	0	0	0	2	-3			4th	FG%	9-14	64.3%			
13	Kaylei Newland	00:42	0-0	0-0	0-0	0	0	0	0	0	0	0	0	0	0	0	-5			3PT%	3-4	75.0%				
22	Chloe Van Zeeland	04:23	0-0	0-0	0-0	1	0	1	0	0	0	0	0	0	0	0	-5			FT%	4-5	80%				
Team																										
Totals			33-59	8-10	13-17	11	33	44	16	18	87	12	17	3	2	4	19	Technical Fouls: NONE								

Evansville - 68 Record: 7-7 (1-2)

NO.	Name	Min	FG		3P		FT		Reb		Fouls		TP	AS	TO	ST	Blocks		+/-	Shooting By Period						
			M-A	M-A	M-A	M-A	OR	DR	PF	FD	BS	BA					1st	FG%		2nd	FG%	3rd	FG%	4th	FG%	
12	Celine Dupont	F 15:36	2-6	2-4	0-0	0	1	1	4	1	6	0	0	0	1	0	-2	3PT%	0-5	0.0						
14	Abby Feit	F 34:03	7-14	2-5	1-1	2	3	5	3	4	17	2	2	1	1	0	-24	FT%	7-8	87.5						
1	Anna Newman	G 31:58	2-5	0-0	2-2	0	4	4	2	2	6	4	0	2	0	1	-23	2nd FG%	7-18	38.9						
11	Elly Morgan	G 23:24	2-4	0-1	0-0	1	1	2	1	0	4	1	1	0	0	0	-17	3PT%	5-10	50.0						
32	Myia Clark	G 29:44	2-16	1-8	6-8	1	1	2	2	5	11	2	0	1	0	0	-13	FT%	3-3	100%						
13	Kodie Myszkas	20:13	5-8	0-1	2-2	1	3	4	1	1	12	1	1	0	1	1	-15	3rd FG%	8-17	47.1						
21	A'Niah Griffin	22:42	2-8	0-1	0-0	0	0	0	3	2	4	0	1	2	0	0	-5	3PT%	1-2	50.0						
22	Jossie Hudson	05:57	0-1	0-0	0-0	0	0	0	0	0	0	0	0	0	0	0	5	FT%	0-0	0%						
2	NaTaya Parlee	04:11	0-0	0-0	0-0	0	0	0	0	0	0	0	0	1	0	1	0	0	4th FG%	4-17	23.5					
3	Gala Camarena	09:56	1-3	1-2	0-0	0	1	1	0	0	3	2	0	1	0	0	-2	3PT%	1-6	16.7						
30	Rylie Stephens	02:16	1-1	1-1	2-2	1	0	1	0	1	5	0	0	0	0	0	1	FT%	3-4	75%						
Team																			GM FG%		24-66	36.4				
Totals			24-66	7-23	13-15	8	16	24	18	16	68	12	6	7	4	2	19	Technical Fouls: NONE					3PT%	7-23	30.4	
																					FT%	13-15	86.7			

	ILS		EVV		Points from		ILS		EVV		Period by Period Scoring				
Biggest lead	21 (4 th 2:16)		5 (2 nd 0:27)		Turnovers	10		13		1st2nd3rd4thTOT					
Best Scoring Run	10(4 th 5:21)		9(2 nd 0:27)		Paint	48		28		ILS	24	10	28	25	87
Lead Changes			2		Second Chance	13		10		EVV	17	22	17	12	68
Times Tied			3		Fast Breaks	2		5							
Time with Lead	32:51		05:02		Bench	22		24							



January 7, 2022
Meeks Family Fieldhouse
Evansville, Ind.



#1 Anna Newman
Jr. // 5-4 // G
Evansville, Ind.



#2 NaTaya Partee
Jr. // 6-2 // F
Grandview, Mo.



#3 Gala Camarena
Fr. // 5-6 // G
Valencia, Spain




#4 Elly Morgan
Fr. // 5-10 // G
Melbourne, Australia



#12 Celine DuPont
R-So. // 6-4 // F
Almelo, Netherlands



#13 Kodie Myszk
Fr. // 6-1 // F
Melbourne, Australia



#14 Abby Feit
Jr. // 6-1 // G/F
Normal, Ill.



#21 A'Niah Griffin
Sr. // 6-1 // G
Louisville, Ky.



#22 Jossie Hudson
Jr. // 6-1 // F
Evansville, Ind.



#23 Sydney Thurwalker
Jr. // 5-11 // G/F
Belleville, Ill.



#24 Je'Naiya Davis
Jr. // 5-8 // G
St. Louis, Mo.



#30 Rylie Stephens
So. // 5-11 // G
Fairland, Ind.



#32 Myia Clark
Sr. // 5-7 // G
Schaumburg, Ill.



#42 Maycee Lange
Fr. // 6-0 // F
Vincennes, Ind.

PRONUNCIATIONS

#2 NaTaya Partee	Nuh-tay-uh Par-TEE
#3 Gala Camarena	Gah-luh Cah-muh-ray-nuh
#12 Celine Dupont	Suh-leen Dew-pawnt
#13 Kodie Myszk	Like "Cody" Miz-kuh
#14 Abby Feit	Like "Fight"
#21 A'Niah Griffin	Uh-nye-uh
#24 Je'Naiya Davis	Juh-nye-uh
#30 Rylie Stephens	Like "Stevens"
#32 Myia Clark	Mye-uh
#42 Maycee Lange	May-cee Lang
HC Robyn Scherr-Wells	Like "Share"
AC Kara Carlson	Care-uh
AC Tori Jarosz	Yah-rose
AC Tanaeya BoClair	Tuh-nay-uh
GA Felicia Aiyeotan	Eye-oh-tan

ROSTER

Num	Player	Pos	Ht	Cl	Hometown/ Previous School
1	Anna Newman	G	5-4	Sr.	Evansville, Ind. / North HS
2	NaTaya Partee	F	6-2	Sr.	Grandview, Mo. / Johnson County CC
3	Gala Camarena	G	5-6	Fr.	Tavernes de la Valldigna, Valencia, Spain
11	Elly Morgan	G	5-10	Fr.	Melbourne, Australia / Dandenong Rangers
12	Celine DuPont	F	6-4	R-So.	Almelo, The Netherlands / New Mexico
13	Kodie Myszk	F	6-1	Fr.	Melbourne, Australia / Dandenong Rangers
14	Abby Feit	G/F	6-1	Jr.	Normal, Ill. / Normal Community HS
21	A'Niah Griffin	G	6-1	Jr.	Louisville, Ky. / Louisville Manual HS
22	Jossie Hudson	F	6-1	Jr.	Evansville, Ind. / Mater Dei HS
23	Sydney Thurwalker	G/F	5-11	Jr.	Belleville, Ill. / Dodge City CC (Kan.)
24	Je'Naiya Davis	G	5-8	Jr.	St. Louis, Mo. / Wabash Valley College (Ill.)
30	Rylie Stephens	G	5-11	So.	Fairland, Ind. / Triton Central HS
32	Myia Clark	G	5-7	Sr.	Schaumburg, Ill. / Saint Louis
42	Maycee Lange	F	6-0	Fr.	Vincennes, Ind. / Vincennes Lincoln HS

Head Coach: Robyn Scherr-Wells (First Season | Michigan '01)

Assistant Coach: Kara Carlson (First Season | Concordia '16)

Assistant Coach: Tori Jarosz (First Season | Marist '16)

Assistant Coach: Tanaeya BoClair (Second Season | Utah '19)

Graduate Assistant Coach: Felicia Aiyeotan (Second Season | Virginia '20)

Director of Basketball Ops: Max Ethridge (First Season | Wisconsin '18)

The Last Time...

"An Evansville player ..."

"Scored 25 points	Jan. 7, 2022 (Myia Clark, 25, Bradley)"
"Scored 30 points	Nov. 24, 2021 (Je'Naiya Davis, 35, at Purdue Fort Wayne)"
"Scored 35 points	Nov. 24, 2021 (Je'Naiya Davis, 35, at Purdue Fort Wayne)"
"Scored 40 points	Never"
"Recorded 15 rebounds	Dec. 7, 2021 (Abby Feit, 18, at Bellarmine)"
"Recorded 20 rebounds	Jan. 8, 2012 (Briyana Blair, 20, Bradley)"
"Recorded 10 assists	Feb. 20, 2021 (Anna Newman, 11, at Valparaiso)"
"Recorded five steals	Dec. 4, 2021 (Abby Feit, 5, at Miami (Ohio)"
"Recorded five blocks	March, 8, 2018 (Kaylan Coffman, 5, Bradley)"
"Made five three-pointers	Dec. 15, 2019 (Abby Feit, 5, at Illinois)"
"Made 10 free throws	Dec. 7, 2021 (Je'Naiya Davis, 12, at Bellarmine)"

"An Evansville team ..."

"Scored 100+ points	Nov. 14, 2021 (100, Oakland City)"
"Scored 90+ points	Nov. 14, 2021 (100, Oakland City)"
"Scored 50 points or less	March 6, 2021 (44, Missouri State)"
"Scored 40 points or less	Jan. 27, 2022 (35, Missouri State)"
"Shot 60% from the field	Nov. 21, 2019 (.639 at Austin Peay)"
"Shot 55% from the field	Dec. 5, 2020 (.558, Purdue Fort Wayne)"
"Shot 50% from the field	Nov. 14, 2021 (.548, Oakland City)"
"Won three games in a row	Nov. 9 - Nov. 17, 2021 (3)"
"Won five games in a row	Feb. 17 - March 4, 2017 (5)"
"Won 10 games in a row	Jan. 12 - Feb. 14, 2008 (10)"
"Lost five games in a row	Jan. 9 - Present (7)"
"Won consecutive MVC games	Feb. 17 - March 4, 2017 (5)"
"Gave up 100+ points	Jan. 19, 2020 (108, at Drake)"
"Gave up 90+ points	Jan. 2, 2022 (93 at No. 21 Iowa)"
"Gave up 60 points or less	Nov. 14, 2021 (59, Oakland City)"
"Gave up 50 points or less	Dec. 11, 2021 (49, Morehead State)"
"Gave up 40 points or less	Jan. 1, 2017 (36, Loyola)"
"Had five players score in double figures	Dec. 14, 2017 (6, vs. Oakland City)"
"Had two players score at least 20 points	Jan. 7, 2022 (Myia Clark, 25 / Abby Feit, 20, Bradley)"

"An opposing player ..."

"Scored 30 points	Jan. 2, 2022 (Caitlin Clark, 44, at No. 21 Iowa)"
"Scored 40 points	Jan. 2, 2022 (Caitlin Clark, 44, at No. 21 Iowa)"
"Recorded 15 rebounds	Dec. 15, 2019 (Kennedi Myles, 20, at Illinois)"
"Recorded 20 rebounds	Dec. 15, 2019 (Kennedi Myles, 20, at Illinois)"
"Recorded 10 assists	Jan. 1, 2022 (Megan Meyer, 11, at Drake)"
"Recorded 15 assists	March 3, 2016 (Caitlin Ingle, 15, Drake)"
"Made five three-pointers	Jan. 9, 2022 (Mary Crompton, 6, Illinois State)"
"Made 10 free throws	Jan. 29, 2022 (Makenzie Silvey, 11, SIU)"

"An opposing team ..."

"Shot 60% from the field	Feb. 9, 2018 (.691, vs. Drake)"
"Shot 55%+ from the field	Jan. 9, 2022 (.559, Illinois State)"
"Shot 50%+ from the field	Jan. 27, 2022 (.508, Missouri State)"
"Shot 30% or lower from the field	Nov. 9, 2021 (.273, Austin Peay)"
"Had five players score in double figures	Jan. 1, 2022 (6, at Drake)"
"Had two players score at least 20 points	Jan. 9, 2022 (Mary Crompton (22) and DeAnna Wilson (21), Illinois State)"

UE's Record when....

Winning the tip	5-4
Losing the tip	2-8
Leading after one quarter	4-2
Trailing after one quarter	3-11
Tied after one quarter	0-0
Leading at the half	6-2
Trailing at the half	1-11
Tied at the half	0-0
Leading after three quarters	5-0
Trailing after three quarters	1-13
Tied after three quarters	1-0
Leading with five minutes remaining	6-0
Trailing with five minutes remaining	0-13
Tied with five minutes remaining	1-0
In overtime	0-1
UE out-rebounds opponent	4-1
Opponent out-rebounds UE	3-12
Same amount of rebounds	0-0
UE commits more turnovers	0-6
Opponent commits more turnovers	7-6
Same amount of turnovers	0-1
UE shoots 50% or better	1-0
Opponent shoots 50% or better	0-4
UE shoots less than 50%	6-13
Opponent shoots less than 50%	7-9
UE shoots better than opponent	4-0
Opponent shoots better than UE	3-13
Same shooting percentage	0-0
UE has more free throw attempts	5-5
Opponent has more free throw attempts	1-8
Same amount of free throw attempts	1-0
UE bench outscores opponent's bench	4-5
Opponent's bench outscores UE's bench	2-8
Benches score the same	1-0
UE scores less than 50	0-1
UE scores between 50-59	0-4
UE scores between 60-69	2-5
UE scores between 70-79	2-3
UE scores between 80-89	2-0
UE scores 90 or more	1-0
Opponent scores less than 50	1-0
Opponent scores between 50-59	3-0
Opponent scores between 60-69	0-2
Opponent scores between 70-79	2-4
Opponent scores between 80-89	1-5
Opponent scores 90 or more	0-2
November	4-2
In December	2-2
In January	1-8
In February	0-1
In March	0-0
On Monday	0-0
On Tuesday	2-2
On Wednesday	2-1
On Thursday	0-1
On Friday	1-2
On Saturday	1-4
On Sunday	1-3
Morning	0-1
Afternoon	3-6
Night	4-6

2021-22 Evansville Starting Lineups

Austin Peay	Newman	Clark	Morgan	Feit	Dupont
Oakland City	Newman	Clark	Morgan	Feit	Dupont
Eastern Kentucky	Camarena	Clark	Morgan	Feit	Dupont
at Eastern Illinois	Newman	Clark	Morgan	Feit	Dupont
at Purdue Ft Wayne	Newman	Clark	Morgan	Feit	Dupont
Murray State	Newman	Clark	Morgan	Feit	Dupont
at Miami (Ohio)	Newman	Clark	Davis	Feit	Dupont
at Bellarmine	Newman	Clark	Davis	Feit	Dupont
Morehead State	Newman	Clark	Davis	Feit	Dupont
at Butler	Newman	Clark	Davis	Hudson	Dupont
at Drake	Davis	Clark	Morgan	Feit	Partee
at No. 21 Iowa	Davis	Clark	Morgan	Feit	Partee
Bradley	Newman	Clark	Morgan	Feit	Partee
Illinois State	Newman	Clark	Morgan	Feit	Dupont
at Indiana State	Newman	Clark	Davis	Feit	Dupont
at Loyola	Newman	Clark	Davis	Hudson	Feit
at Valparaiso	Newman	Clark	Davis	Hudson	Feit
Missouri State	Newman	Clark	Davis	Feit	Partee
SIU	Newman	Clark	Davis	Feit	Dupont
at Illinois State	Newman	Clark	Davis	Feit	Dupont

Aces Leaders

Jump Balls Controlled

Opponent 11
Evansville 9

Scored UE's First Points

Celine Dupont 5
Abby Feit 5
Myia Clark 4
Je'Naiya Davis 3
Elly Morgan 2
Kodie Myszkla 1

First Off UE Bench

Kodie Myszkla 8
A'Niah Griffin 5
NaTaya Partee 4
Celine Dupont 3
Elly Morgan 3
Gala Camarena 2
Je'Naiya Davis 2

Scoring Leader

Abby Feit 9
Myia Clark 7
Je'Naiya Davis 5
A'Niah Griffin 1
Anna Newman 1

Three-Point Leader

Abby Feit 11
Je'Naiya Davis 7
Myia Clark 2
A'Niah Griffin 2
Celine Dupont 1

Rebounding Leader

Abby Feit 17
Myia Clark 2
Je'Naiya Davis 2
Celine Dupont 1
Kodie Myszkla 1

Steals Leader

Abby Feit 6
Anna Newman 6
Elly Morgan 4
Gala Camarena 3
Myia Clark 2
Je'Naiya Davis 2
A'Niah Griffin 2
Jossie Hudson 1
Kodie Myszkla 1

Assists Leader

Anna Newman 7
Gala Camarena 6
Myia Clark 5
Abby Feit 4
Elly Morgan 3
Je'Naiya Davis 1

Blocks Leader

Abby Feit 15
Celine Dupont 4
Kodie Myszkla 3
NaTaya Partee 3
A'Niah Griffin 2
Jossie Hudson 2
Elly Morgan 2
Rylie Stephens 2
Myia Clark 1
Anna Newman 1

10+ Points

Abby Feit 15
Je'Naiya Davis 12
Myia Clark 11
A'Niah Griffin 5
Anna Newman 5
Elly Morgan 2
Kodie Myszkla 2

15+ points

Abby Feit 11
Myia Clark 7
Je'Naiya Davis 7

20+ points

Abby Feit 5
Myia Clark 3
Je'Naiya Davis 3

25+ points

Myia Clark 2
Je'Naiya Davis 2
Abby Feit 2

10+ rebounds

Abby Feit 12

15+ rebounds

Abby Feit 1

5+ assists

Anna Newman 7
Gala Camarena 2
Abby Feit 1

Double-doubles

Abby Feit 11

Free throws in final five min.

Gala Camarena 3-8
Myia Clark 6-8
Je'Naiya Davis 19-22
Abby Feit 10-17
A'Niah Griffin 2-7
Jossie Hudson 1-2
Elly Morgan 1-2
Kodie Myszkla 5-8
Anna Newman 8-12
NaTaya Partee 3-4
Rylie Stephens 3-4

TEAM 61-95 (64.2%)



ROBYN SCHERR-WELLS

HEAD COACH (FIRST SEASON)



TWITTER

@COACHRSW



ALMA MATER

MICHIGAN, '01



RECORD

151-96

Robyn Scherr-Wells, who has shown a knack for revitalizing programs and developing talent, was named as the 11th head coach in Evansville women's basketball program history on April 20, 2021.

Scherr-Wells comes to the River City with head coaching experience, coaching for seven seasons in the NAIA with Roosevelt University and Davenport University, winning six conference championships, while also helping rebuild programs at Florida International University and Davidson College as an assistant coach at the NCAA Division I level. Scherr-Wells spent the 2020-21 season as assistant coach at Florida International University, where she was part of a staff that helped lead the Panthers to their best record in nearly a decade.

The Panthers advanced to the postseason last season, earning a berth in the Women's Basketball Invitational, advancing all the way to the consolation final where FIU captured a 59-58 win over Manhattan on a pair of free throws with less than one second remaining.

Scherr-Wells' Panthers squad was one of the best offensive teams in the NCAA, averaging 73.7 points per game. FIU finished the 2020-21 season 41st in the nation in scoring offense. Aiding to the Panthers high-scoring offense was an excellent effort from beyond the arc, while also finishing inside the top 25 in NCAA Division I in three-point field goal attempts, total makes, three-point field goals made per game.

Previous to FIU, Scherr-Wells spent three years as the top assistant at Davidson College where she helped rebuild a program that finished 12th in the Atlantic 10 prior to her arrival to a fourth-place finish in just her second year and aided the program to their first winning season and post-season berth (WBI) in six seasons in 2018-19. At Davidson, she recruited and coached six Atlantic 10 All-Conference Team selections, as well as one Most Improved Player, one Sixth Woman of the Year, and one Rookie of the Year.

A native of Glen Ellyn, Illinois, Scherr-Wells attended the University of Michigan where she joined the women's basketball team. With the Wolverines, Scherr-Wells started as a manager/practice player during her freshman season and eventually earned an athletic scholarship as a sophomore for her role in that capacity for the squad.

As a member of the Wolverines, Scherr-Wells was part of a team that earned three NCAA Tournament berths and made the postseason in each of her four seasons.

A 2001 graduate of the University of Michigan, Scherr-Wells finished with distinction and earned a Bachelor's Degree in Movement Science and Athletic Training. She went on to earn a Master's Degree of Business Administration from Roosevelt in 2014. She is married to Ryan Wells and the two have one son, Jett, who was born just prior to the 2021-22 season.

ABOUT SCHERR-WELLS

COACHING EXPERIENCE

2021 - Present:	Evansville, Head Coach
2020-21:	FIU, Asst. Coach
2017-20:	Davidson, Asst. Coach
2015-17:	Davenport, Head Coach
2009-15:	Roosevelt, Head Coach

COACHING RECORD

At UE:	7-13
In the MVC:	1-8
Home:	5-4
Road:	2-9
Neutral:	0-0
MVC Tournament:	0-0

2021-22 UE WOMEN'S BASKETBALL COACHING STAFF

Aces



Kara Carlson
Assistant Coach



Tori Jarosz
Assistant Coach



Tanaeya BoClair
Assistant Coach



Max Ethridge
Dir. of Basketball Ops



Felicia Aiyeotan
Grad. Assistant Coach

Individual Records

Points

Game: 37, Sara Dickey at Murray State (12/3/14)

Season: 602, Sara Dickey (2014-15)

Career: 2,099, Sara Dickey (2013-17)

Field Goals Made

Game: 14, five times by four players

Season: 225, Debbie Roberts-Shultz (1987-88)

Career: 718, Shelly Brand-Adlard (1982-85)

Field Goal Percentage

Season: .596, Jenna Hayes (127-213), 2000-01

Career: .550, Arlene Peters (213-387), 1986-88

Three-Point Field Goals Made

Game: 8, Courtney Felke at Morehead St. (11/19/07)

Season: 86, Amy Lefever (1993-94)

Career: 205, Courtney Felke (2004-08)

Free Throws Made

Game: 15, Anna Newman (2/19/21)

Season: 149, Latasha Austin (2001-02)

Career: 407, Rebekah Parker (2004-08)

Free Throw Percentage

Season: .949, Mallory Ladd (74-78), 2012-13

Career: .864, Mallory Ladd (232-269), 2012-15

Rebounds

Game: 27, Lana Korff vs. IU-Southeast (1977-78)

Season: 383, Christy Greis (1991-92)

Career: 1,286, Christy Greis (1990-93)

Steals

Game: 11, Shinko Ono, vs. Eastern Illinois (11/24/98)

Season: 108, Latasha Austin (2001-02)

Career: 290, Latasha Austin (1998-02)

Assists:

Game: 17, Angie McGrew vs. Oral Roberts (1986-87)

Season: 182, Angie McGrew (1987-88)


Career: 594, Angie McGrew (1986-89)

Blocked Shots


Game: 9, Christy Greis vs. Louisville (1989-90)

Season: 77, Christy Greis (1991-92)

Career: 241, Christy Greis (1990-93)



Sara Dickey
Evansville all-time leading scorer



Christy Greis
Evansville all-time leading rebounder

ANNA NEWMAN

SENIOR - GUARD - 5-4
EVANSVILLE, IND. - NORTH HS



ACES INFO

2020-21

- Served as Evansville's primary starter at point guard, playing in 20 games, making 18 starts as a junior.
- Averaged 5.8 points per game, tying a career-high with 17 points in a road victory over Valpo.
- Broke Evansville's program record for free-throws made, knocking-down 15 of 18 attempts against Valpo on Feb. 19.
- Led the team in assists and finished sixth in The Valley in assists per game with 3.7 per contest.
- Became the first Ace in more than a decade to recorded 10-or-more assists when she dished-out 12 assists against Bellarmine on Dec. 29.

2019-20

- Played in all 29 games for the Aces, making 26 starts as the team's primary point guard.
- Averaged 5.8 points and 2.9 rebounds per game, improving upon her averages as a freshman.
- Set a new career-high with 17 points against Loyola on Jan. 10, going 7-10 from the field and hitting both of her attempts from beyond the arc.
- Led the team in assists as a sophomore, recording 95 assists (3.3 per game) on the season. Dished-out a career-high eight assists at SIUE on Nov. 13.

2018-19

- Appeared in all 30 games for Evansville, making 17 starts, in 2018-19.
- Averaged 5.7 points, 2.1 rebounds, and 2.1 assists per contest as a freshman.
- Recorded a career-high 16 points in Evansville's 77-65 win over Valparaiso on Feb. 15.
- Finished in double-figures in back-to-back games against Bradley (14 points) and Valparaiso (16) on Feb. 10 and 15.
- Secured a career-high seven rebounds against Bradley on Jan. 11.

Prior to UE

- 2018 Indiana All-Star
- Averaged a career-best 18.2 points per contest as a senior at North HS
- All-time leadig scorer at North HS with 1,417 points in her career
- Led the Huskiers to a school-record 20 wins as a junior in 2016-17

GAME-BY-GAME

Opponent	Date	GS	MIN	Total		3-Pointers		Free throws		Rebounds			PF	A	TO	BLK	STL	PTS	AVG		
				FG-FGA	PCT	3FG-3FGA	PCT	FT-FTA	PCT	OFF	DEF	TOT								AVG	
Austin Peay	11/09/2021	*	30:09	1-4	.250	0-0	.000	2-3	.667	0	0	0	0	1	1	1	0	4	4.0		
Oakland City	11/14/2021	*	22:21	3-3	1.000	1-1	1.000	5-5	1.000	0	0	0	0	3	6	1	0	12	8.0		
Eastern Ky.	11/17/2021	*	29:12	3-4	.750	1-1	1.000	6-6	1.000	2	3	5	1	2	5	3	4	13	9.7		
at Eastern Ill.	11/20/2021	*	46:29	2-4	.500	0-1	.000	3-4	.750	0	4	4	2	3	4	0	1	7	9.0		
at Purdue Fort Wayne	11/24/2021	*	27:57	0-3	.000	0-2	.000	3-4	.750	1	3	4	2	6	4	0	0	3	7.8		
Murray St.	11/30/2021	*	37:34	1-4	.250	0-1	.000	3-8	.375	2	3	5	3	0	4	2	0	5	7.3		
at Miami (OH)	12/04/2021	*	26:42	0-0	.000	0-0	.000	1-4	.250	0	0	0	2	6	3	2	5	0	1.6		
at Bellarmine	12/07/2021	*	27:49	1-4	.250	0-1	.000	0-0	.000	2	3	5	2	9	5	6	4	1	2	5.9	
Morehead St.	12/11/2021	*	25:35	3-5	.600	1-2	.500	4-4	1.000	0	1	1	2	7	0	3	2	0	1	11.6	
at Butler	12/22/2021	*	28:06	1-3	.333	1-2	.500	3-4	.750	1	2	3	2	7	0	2	0	4	6	6.4	
Bradley	01/07/2022	*	24:05	2-8	.250	0-3	.000	4-4	1.000	2	2	4	2	8	4	6	2	1	1	8.6	
Illinois St.	01/09/2022	*	31:58	2-5	.400	0-0	.000	2-2	1.000	0	4	4	2	9	2	4	0	0	2	6.5	
at Indiana St.	01/18/2022	*	26:13	2-4	.500	1-1	1.000	6-8	.750	0	2	2	2	8	4	3	3	0	1	11.6	
at Loyola Chicago	01/21/2022	*	26:30	1-2	.500	0-1	.000	7-10	.700	0	3	3	2	9	1	1	3	0	0	9.7	
at Valparaiso	01/23/2022	*	35:25	1-2	.500	1-1	1.000	2-2	1.000	0	2	2	8	1	6	3	0	3	5	6.9	
Missouri St.	01/27/2022	*	19:09	0-3	.000	0-1	.000	2-3	.667	0	0	0	2	6	0	0	4	0	0	2.6	
Southern Ill.	01/29/2022	*	35:41	3-4	.750	0-0	.000	4-4	1.000	0	0	0	2	5	5	2	4	0	3	10.6	
Totals			16	500:56	26-62	.419	6-18	.333	57-75	.760	10	32	42	2.5	45	58	43	2	28	115	6.8

Player Averages

Games Played	Minutes/game	Points/game	FG Pct	3FG Pct	FT Pct	Rebounds/game	Assists/game	Turnovers/game	Assist/Turnover ratio	Steals/game	Blocks/game
17	29.5	6.8	41.9	33.3	76.0	2.5	3.4	2.5	1.3	1.6	0.1

2021-22 SEASON HIGHS

Points: 13 vs. ECU (11/17/21)
Rebounds: 5, Four times
Assists: 6, Four times
Steals: 4, Twice
Blocks: 1, Twice
FG made: 3, Five times
FG attempts: 9 at Illinois State (2/4/22)
3FG Made: 1, Seven times
3FG attempts: 3 vs. Bradley (1/7/22)
FT made: 7 at Loyola (1/21/22)
FT attempts: 10 at Loyola (1/21/22)

CAREER HIGHS

Points: 17 vs. Loyola (1/10/20)
Rebounds: 7 vs. Bradley (1/11/19)
Assists: 12 vs. Bellarmine (12/29/20)
Steals: 4, Three times
Blocks: 1, Five times
FG made: 7 vs. Loyola (1/10/20)
FG attempts: 14, Twice
3FG Made: 3 at Indiana State (2/24/21)
3FG attempts: 8 at Dayton (12/15/18)
FT made: 15 at Valparaiso (2/19/21)
FT attempts: 18 at Valparaiso (2/19/21)

CAREER STATS

				Field Goals		3-Point		F-Throws		Rebounds									Scoring	
SEASON	TEAM	GP-GS	MIN/AVG	FG-FGA	FG%	3FG-3FGA	3FG%	FT-FTA	FT%	OFF	DEF	TOT	AVG	PF-FO	A	TO	BLK	STL	PTS	AVG
2018-19	Evans	30-17	699/23.3	52-201	.259	14-70	.200	54-65	.831	3	59	62	2.1	93-4	63	76	1	13	172	5.7
2019-20	Evans	29-26	759/26.2	63-155	.406	9-49	.184	32-52	.615	11	72	83	2.9	62-0	95	75	2	31	167	5.8
2020-21	Evans	20-18	620/31.0	27-108	.250	10-31	.323	51-68	.750	5	54	59	3.0	47-0	73	65	0	12	115	5.8
2021-22	Evans	17-16	501/29.5	26-62	.419	6-18	.333	57-75	.760	10	32	42	2.5	45-2	58	43	2	28	115	6.8
TOTAL		96-77	2579/26.9	168-526	.319	39-168	.232	194-260	.746	29	217	246	2.6	247-6	289	259	5	84	569	5.9

NATAYA PARTEE

SENIOR - FORWARD - 6-2

GRANDVIEW, MO. - GRANDVIEW HS



2

2021-22 SEASON HIGHS

Points: 6 vs. Oakland City (11/14/21)
Rebounds: 6 vs. ECU (11/17/21)
Assists: 1, Five times
Steals: 1 at Indiana State (1/18/22)
Blocks: 2 vs. ECU (11/17/21)
FG made: 2, Twice
FG attempts: 6 at Drake (1/1/22)
3FG Made:
3FG attempts:
FT made:
FT attempts: 4, Twice

CAREER HIGHS

Points: 9 at SEMO (11/10/19)
Rebounds: 7 at SEMO (11/10/19)
Assists: 1, 13 times
Steals: 3 vs. Missouri State (3/6/21)
Blocks: 2, Twice
FG made: 2, Eight times
FG attempts: 6 at Drake (1/1/22)
3FG Made: 1 at Illinois State (1/21/21)
3FG attempts: 2 at Illinois State (1/21/21)
FT made: 5 at SEMO (11/10/19)
FT attempts: 6 at SEMO (11/10/19)

CAREER STATS

				Field Goals		3-Point		F-Throws		Rebounds									Scoring	
SEASON	TEAM	GP-GS	MIN/AVG	FG-FGA	FG%	3FG-3FGA	3FG%	FT-FTA	FT%	OFF	DEF	TOT	AVG	PF-FO	A	TO	BLK	STL	PTS	AVG
2019-20	Evans	22-1	159/7.2	10-26	.385	0-1	.000	10-14	.714	14	19	33	1.5	23-0	5	16	4	5	30	1.4
2020-21	Evans	21-0	157/7.5	12-26	.462	1-2	.500	7-9	.778	6	13	19	0.9	10-0	4	11	5	6	32	1.5
2021-22	Evans	18-4	174/9.7	8-19	.421	0-0	.000	7-12	.583	12	21	33	1.8	26-0	6	11	6	1	23	1.3
TOTAL		61-5	490/8.0	30-71	.423	1-3	.333	24-35	.686	32	53	85	1.4	59-0	15	38	15	12	85	1.4

ACES INFO

2020-21

- Appeared in 21 games for the Aces, seeing the floor for 7.3 minutes per contest.
- Recorded 32 points on the season, scoring a season-high five against Southern Illinois on Jan. 1.
- Pulled-down a total of 13 boards with a season-best five in a Feb. 13 matchup with Loyola.
- Led the team in field-goal percentage, shooting 46.2% from the field as a junior.

2019-20

- Played in 22 contests for Evansville, making one start.
- Recorded season-highs in points and rebounds against SEMO on Nov. 10, scoring nine points and tallying seven rebounds in 19 minutes.
- Saw the floor for double-digit minutes in five games, including a season-high 23 minutes in the opener against Brescia.

PRIOR TO UE

- Spent one season with Johnson County Community College in 2017-18.
- Scored 25 points and pulled down 47 rebounds in 24 games with the Cavaliers as a freshman.

PREP

- Played for Grandview High School in Grandview, Mo.
- Averaged 9.3 points and 8.5 rebounds during her four-year prep career at Grandview High School.

GAME-BY-GAME

Opponent	Date	GS	MIN	Total		3-Pointers		Free throws		Rebounds		PF	A	TO	BLK	STL	PTS	AVG			
				FG-FGA	PCT	3FG-3FGA	PCT	FT-FTA	PCT	OFF	DEF										
Austin Peay	11/09/2021		04:47	0-0	.000	0-0	.000	0-0	.000	0	1	1	1.0	1	0	1	0	0.0			
Oakland City	11/14/2021		09:58	2-2	1.000	0-0	.000	2-4	.500	1	0	1	1.0	4	1	0	6	3.0			
Eastern Ky.	11/17/2021		17:12	1-2	.500	0-0	.000	1-4	.250	1	5	6	2.7	0	1	0	2	3.0			
at Eastern Ill.	11/20/2021		07:46	0-0	.000	0-0	.000	0-0	.000	0	1	1	2.3	1	0	1	0	2.3			
at Purdue Fort Wayne	11/24/2021		07:29	0-1	.000	0-0	.000	0-0	.000	0	0	0	1.8	1	0	1	0	1.8			
Murray St.	11/30/2021		19:47	0-1	.000	0-0	.000	0-0	.000	3	1	4	2.2	4	1	0	1	0	1.5		
at Miami (OH)	12/04/2021		07:29	0-0	.000	0-0	.000	0-0	.000	2	0	2	2.1	1	1	1	0	0	1.3		
at Bellarmine	12/07/2021		07:37	0-1	.000	0-0	.000	2-2	1.000	0	0	0	1.9	1	0	1	0	2	1.4		
Morehead St.	12/11/2021		08:24	0-0	.000	0-0	.000	0-0	.000	0	1	1	1.8	1	0	0	0	0	1.2		
at Butler	12/22/2021		07:20	1-2	.500	0-0	.000	0-0	.000	1	0	1	1.7	3	0	1	0	2	1.3		
at Drake	01/01/2022	*	16:42	2-6	.333	0-0	.000	0-0	.000	1	3	4	1.9	3	0	0	0	4	1.5		
at Iowa	01/02/2022	*	16:39	1-2	.500	0-0	.000	0-0	.000	2	3	5	2.2	3	0	2	0	2	1.6		
Bradley	01/07/2022	*	08:33	0-1	.000	0-0	.000	0-0	.000	0	3	3	2.2	0	0	1	0	1	1.5		
Illinois St.	01/09/2022		04:11	0-0	.000	0-0	.000	0-0	.000	0	0	0	2.1	0	0	1	0	0	1.4		
at Indiana St.	01/18/2022		09:44	1-1	1.000	0-0	.000	0-0	.000	0	1	1	2.0	1	1	0	1	2	1.4		
at Loyola Chicago	01/21/2022		02:18	0-0	.000	0-0	.000	2-2	1.000	0	0	0	1.9	0	0	0	0	2	1.4		
Missouri St.	01/27/2022	*	12:10	0-0	.000	0-0	.000	0-0	.000	0	1	1	1.8	1	0	1	0	0	1.4		
Southern Ill.	01/29/2022		05:47	0-0	.000	0-0	.000	0-0	.000	1	1	2	1.8	1	1	0	0	0	1.3		
Totals			4	173:53	8-19	.421	0-0	.000	7-12	.583	12	21	33	1.8	26	6	11	6	1	23	1.3

Player Averages

Games Played	Minutes/game	Points/game	FG Pct	3FG Pct	FT Pct	Rebounds/game	Assists/game	Turnovers/game	Assist/Turnover ratio	Steals/game	Blocks/game
18	9.7	1.3	42.1	0.0	58.3	1.8	0.3	0.6	0.5	0.1	0.3

GALA CAMARENA

FRESHMAN - GUARD - 5-6

TAVERNES DE LA VALLDIGNA, VALENCIA, SPAIN



ACES INFO

PREP

- A native of Tavernes de la Valldigna, Valencia, Spain.
- Played most recently for CB TerrAlfas in Valencia, averaging 15 points, while adding five boards and six assists.
- Also appeared for her hometown club, CB Tavernes, and played five seasons for Valencia Basket.
- Has played on the international stage, being selected to the Spanish u15 National Team.

2021-22 SEASON HIGHS

Points: 9 at Bellarmine (12/7/21)
Rebounds: 5 vs. Oakland City (11/14/21)
Assists: 7 vs. Oakland City (11/14/21)
Steals: 4 vs. Missouri State (1/27/22)
Blocks:
FG made: 3 at Bellarmine (12/7/21)
FG attempts: 4 vs. Bradley (1/7/22)
3FG Made: 2, Twice
3FG attempts: 4 vs. Missouri State (1/27/22)
FT made: 2, Twice
FT attempts: 2, Six times

CAREER HIGHS

Points: 9 at Bellarmine (12/7/21)
Rebounds: 5 vs. Oakland City (11/14/21)
Assists: 7 vs. Oakland City (11/14/21)
Steals: 4 vs. Missouri State (1/27/22)
Blocks:
FG made: 3 at Bellarmine (12/7/21)
FG attempts: 4 vs. Bradley (1/7/22)
3FG Made: 2, Twice
3FG attempts: 4 vs. Missouri State (1/27/22)
FT made: 2, Twice
FT attempts: 2, Six times

CAREER STATS

				Field Goals		3-Point		F-Throws		Rebounds								Scoring		
SEASON	TEAM	GP-GS	MIN/AVG	FG-FGA	FG%	3FG-3FGA	3FG%	FT-FTA	FT%	OFF	DEF	TOT	AVG	PF-FO	A	TO	BLK	STL	PTS	AVG
2021-22	Evans	18-1	201/11.2	8-39	.205	6-20	.300	7-12	.583	5	22	27	1.5	27-0	40	20	0	15	29	1.6
TOTAL		18-1	201/11.2	8-39	.205	6-20	.300	7-12	.583	5	22	27	1.5	27-0	40	20	0	15	29	1.6

GAME-BY-GAME

Opponent	Date	GS	MIN	FG-FGA	PCT	3FG-3FGA	PCT	FT-FTA	PCT	OFF	DEF	TOT	AVG	PF	A	TO	BLK	STL	PTS	AVG
Austin Peay	11/09/2021		09:51	1-2	.500	0-0	.000	0-0	.000	0	0	0	0.0	1	1	1	0	2	2	2.0
Oakland City	11/14/2021		17:39	0-3	.000	0-2	.000	2-2	1.000	1	4	5	2.5	3	7	1	0	1	2	2.0
Eastern Ky.	11/17/2021	*	07:27	0-1	.000	0-1	.000	2-2	1.000	0	1	1	2.0	0	1	0	0	0	2	2.0
at Eastern Ill.	11/20/2021		03:20	0-0	.000	0-0	.000	0-0	.000	0	0	0	1.5	0	2	0	0	0	0	1.5
at Purdue Fort Wayne	11/24/2021		12:03	0-1	.000	0-0	.000	0-0	.000	0	0	0	1.2	0	5	2	0	2	0	1.2
at Miami (OH)	12/04/2021		13:18	1-3	.333	1-1	1.000	0-0	.000	1	1	2	1.3	2	2	1	0	0	3	1.5
at Bellarmine	12/07/2021		12:11	3-3	1.000	2-2	1.000	1-2	.500	0	0	0	1.1	3	2	1	0	1	9	2.6
Morehead St.	12/11/2021		14:06	0-2	.000	0-1	.000	0-0	.000	0	1	1	1.1	2	2	3	0	1	0	2.3
at Butler	12/22/2021		04:36	0-1	.000	0-1	.000	0-0	.000	0	1	1	1.1	1	1	1	0	0	0	2.0
at Drake	01/01/2022		13:39	0-3	.000	0-3	.000	0-0	.000	1	1	2	1.2	2	2	2	0	0	0	1.8
at Iowa	01/02/2022		17:29	0-2	.000	0-0	.000	0-0	.000	0	3	3	1.4	2	2	1	0	0	0	1.6
Bradley	01/07/2022		15:55	2-4	.500	2-2	1.000	0-0	.000	1	3	4	1.6	3	4	1	0	2	6	2.0
Illinois St.	01/09/2022		09:56	1-3	.333	1-2	.500	0-0	.000	0	1	1	1.5	0	2	0	0	1	3	2.1
at Indiana St.	01/18/2022		08:56	0-2	.000	0-1	.000	1-2	.500	1	1	2	1.6	2	0	0	0	0	1	2.0
at Loyola Chicago	01/21/2022		13:30	0-2	.000	0-0	.000	0-2	.000	0	2	2	1.6	3	4	1	0	1	0	1.9
at Valparaiso	01/23/2022		04:35	0-0	.000	0-0	.000	0-0	.000	0	0	0	1.5	1	2	0	0	0	0	1.8
Missouri St.	01/27/2022		17:59	0-7	.000	0-4	.000	0-0	.000	0	2	2	1.5	1	1	4	0	4	0	1.6
Southern Ill.	01/29/2022		04:19	0-0	.000	0-0	.000	1-2	.500	0	1	1	1.5	1	0	1	0	0	1	1.6
Totals		1	200:48	8-39	.205	6-20	.300	7-12	.583	5	22	27	1.5	27	40	20	0	15	29	1.6

Player Averages

Games Played	Minutes/ game	Points/ game	FG Pct	3FG Pct	FT Pct	Rebounds/ game	Assists/ game	Turnovers/ game	Assist/Turnover ratio	Steals/ game	Blocks/ game
18	11.2	1.6	.205	.300	.583	1.5	2.2	1.1	2.0	0.8	0.0

ELLY MORGAN

FRESHMAN - GUARD - 5-10

MELBOURNE, AUSTRALIA - DANDENONG RANGERS



11

ACES INFO

PREP

- Most recently played for Dandenong Rangers NBL1 team, where she played with UE team-mate Kodie Myszkas.
- Averaged nearly four points per contest, including a season-high 10 points in an overtime win over Mount Gambier on May 8, 2021.
- In addition to competing in the NBL1 league, averaged 12 points, four rebounds, and nearly four assists with Dandenong in the youth league, recording a 23-point, seven-assist, and six-rebound effort against Ballarat.
- Also represented Victoria in the U20 Australian Championships, capturing bronze.

2021-22 SEASON HIGHS

Points: 12 vs. Murray State (11/30/21)
Rebounds: 3, Three times
Assists: 4 vs. Oakland City (11/14/21)
Steals: 4 vs. Austin Peay (11/9/21)
Blocks: 1, Twice
FG made: 5 vs. Austin Peay (11/9/21)
FG attempts: 9 vs. Austin Peay (11/9/21)
3FG Made: 2 vs. Murray State (11/30/21)
3FG attempts: 4, Twice
FT made: 4 at Loyola (1/21/22)
FT attempts: 6 at Loyola (1/21/22)

CAREER HIGHS

Points: 12 vs. Murray State (11/30/21)
Rebounds: 3, Three times
Assists: 4 vs. Oakland City (11/14/21)
Steals: 4 vs. Austin Peay (11/9/21)
Blocks: 1, Twice
FG made: 5 vs. Austin Peay (11/9/21)
FG attempts: 9 vs. Austin Peay (11/9/21)
3FG Made: 2 vs. Murray State (11/30/21)
3FG attempts: 4, Twice
FT made: 4 at Loyola (1/21/22)
FT attempts: 6 at Loyola (1/21/22)

CAREER STATS

				Field Goals		3-Point		F-Throws		Rebounds								Scoring		
SEASON	TEAM	GP-GS	MIN/AVG	FG-FGA	FG%	3FG-3FGA	3FG%	FT-FTA	FT%	OFF	DEF	TOT	AVG	PF-FO	A	TO	BLK	STL	PTS	AVG
2021-22	Evans	19-10	418/22.0	39-96	.406	7-31	.226	19-33	.576	8	13	21	1.1	55-3	24	40	2	19	104	5.5
TOTAL		19-10	418/22.0	39-96	.406	7-31	.226	19-33	.576	8	13	21	1.1	55-3	24	40	2	19	104	5.5

GAME-BY-GAME

Opponent	Date	GS	MIN	Total		3-Pointers		Free throws		Rebounds		PF	A	TO	BLK	STL	PTS	AVG		
				FG-FGA	PCT	3FG-3FGA	PCT	FT-FTA	PCT	OFF	DEF								TOT	AVG
Austin Peay	11/09/2021	*	30:13	5-9	.556	1-3	.333	0-0	.000	0	0	0	0.0	5	3	2	0	4	11	11.0
Oakland City	11/14/2021	*	27:23	4-8	.500	1-4	.250	0-0	.000	1	2	3	1.5	3	4	3	0	0	9	10.0
Eastern Ky.	11/17/2021	*	29:07	3-8	.375	1-4	.250	0-4	.000	1	1	2	1.7	4	2	5	0	1	7	9.0
at Eastern Ill.	11/20/2021	*	22:19	1-5	.200	0-1	.000	0-0	.000	0	1	1	1.5	3	1	3	0	3	2	7.3
at Purdue Fort Wayne	11/24/2021	*	15:59	2-5	.400	0-2	.000	0-1	.000	0	1	1	1.4	0	3	0	2	4	6.6	
Murray St.	11/30/2021	*	20:24	4-7	.571	2-3	.667	2-3	.667	0	0	0	1.2	5	2	0	0	0	12	7.5
at Miami (OH)	12/04/2021		14:04	0-1	.000	0-0	.000	0-0	.000	1	0	1	1.1	2	0	3	1	0	0	6.4
at Bellarmine	12/07/2021		08:31	0-1	.000	0-1	.000	2-2	1.000	0	0	0	1.0	2	0	1	0	0	2	5.9
Morehead St.	12/11/2021		16:34	2-5	.400	0-1	.000	0-0	.000	1	0	1	1.0	3	1	1	0	1	4	5.7
at Butler	12/22/2021		22:09	1-4	.250	1-1	1.000	3-4	.750	0	1	1	1.0	3	1	1	0	1	6	5.7
at Drake	01/01/2022	*	27:04	0-7	.000	0-3	.000	0-0	.000	0	1	1	1.0	1	1	1	0	1	0	5.2
at Iowa	01/02/2022	*	27:10	3-5	.600	0-1	.000	2-3	.667	0	1	1	1.0	3	1	4	0	0	8	5.4
Bradley	01/07/2022	*	21:05	1-5	.200	0-2	.000	2-3	.667	1	0	1	1.0	4	1	2	0	2	4	5.3
Illinois St.	01/09/2022	*	23:24	2-4	.500	0-1	.000	0-0	.000	1	1	2	1.1	1	1	1	0	0	4	5.2
at Indiana St.	01/18/2022		27:06	2-7	.286	0-2	.000	2-4	.500	2	1	3	1.2	2	2	3	1	3	6	5.3
at Loyola Chicago	01/21/2022		19:00	2-2	1.000	0-0	.000	4-6	.667	0	1	1	1.2	1	0	0	0	0	8	5.4
at Valparaiso	01/23/2022		21:59	3-5	.600	1-1	1.000	0-0	.000	0	1	1	1.2	4	3	3	0	1	7	5.5
Missouri St.	01/27/2022		21:18	1-2	.500	0-1	.000	1-2	.500	0	1	1	1.2	4	1	4	0	0	3	5.4
Southern Ill.	01/29/2022		23:32	3-6	.500	0-0	.000	1-1	1.000	0	0	0	1.1	5	0	0	0	0	7	5.5
Totals		10	418:22	39-96	.406	7-31	.226	19-33	.576	8	13	21	1.1	55	24	40	2	19	104	5.5

Player Averages

Games Played	Minutes/game	Points/game	FG Pct	3FG Pct	FT Pct	Rebounds/game	Assists/game	Turnovers/game	Assist/Turnover ratio	Steals/game	Blocks/game
19	22.0	5.5	.406	.226	.576	1.1	1.3	2.1	0.6	1.0	0.1

CELINE DUPONT

REDSHIRT SOPHOMORE - FORWARD - 6-4
ALMELO, THE NETHERLANDS - NEW MEXICO



12

ACES INFO

2020-21 (New Mexico)

• Played in 10 contests for the Lobos, seeing 40 total minutes on the floor...Made her first collegiate appearance on November 4 against Midwestern State.

2019-20 (New Mexico)

• Redshirted in her first season.

PREP

• Enjoyed an impressive prep career, most recently playing for Parkendaal Lyceum.
• Appeared in the Dutch National Women's U20 Basketball League with Binnenland, averaging a double-double with 14.6 points and 10.0 rebounds, while helping them win the national supercup in 2018 and advance to the final four in 2019.
• Has also logged international experience, playing for the Dutch U16 and U18 national teams in FIBA European Championships.

2021-22 SEASON HIGHS

Points: 7, Three times
Rebounds: 9 at Eastern Illinois (11/20/21)
Assists: 2 vs. Murray State (11/30/21)
Steals: 2 vs. Oakland City (11/14/21)
Blocks: 1, Six times
FG made: 3, Twice
FG attempts: 8 at Butler (12/22/21)
3FG Made: 2 vs. Illinois State (1/9/22)
3FG attempts: 4 vs. Illinois State (1/9/22)
FT made: 4 vs. Murray State (11/30/21)
FT attempts: 4, Twice

CAREER HIGHS

Points: 7, Three times
Rebounds: 9 at Eastern Illinois (11/20/21)
Assists: 2 vs. Murray State (11/30/21)
Steals: 2 vs. Oakland City (11/14/21)
Blocks: 1, Six times
FG made: 3, Twice
FG attempts: 8 at Butler (12/22/21)
3FG Made: 2 vs. Illinois State (1/9/22)
3FG attempts: 4 vs. Illinois State (1/9/22)
FT made: 4 vs. Murray State (11/30/21)
FT attempts: 4, Twice

GAME-BY-GAME

Opponent	Date	GS	Total			3-Pointers		Free throws		Rebounds			PF	A	TO	BLK	STL	PTS	AVG			
			MIN	FG-FGA	PCT	3FG-3FGA	PCT	FT-FTA	PCT	OFF	DEF	TOT								AVG		
Austin Peay	11/09/2021	*	14:01	1-5	.200	0-2	.000	0-0	.000	2	1	3	3.0	3	1	2	0	1	2	2.0		
Oakland City	11/14/2021	*	18:54	1-5	.200	0-0	.000	2-4	.500	1	3	4	3.5	5	0	3	1	2	4	3.0		
Eastern Ky.	11/17/2021	*	07:52	0-3	.000	0-0	.000	0-0	.000	2	1	3	3.3	1	0	2	0	0	0	2.0		
at Eastern Ill.	11/20/2021	*	34:16	1-4	.250	0-0	.000	0-0	.000	5	4	9	4.8	4	1	2	1	1	2	2.0		
at Purdue Fort Wayne	11/24/2021	*	10:04	1-5	.200	1-1	1.000	2-2	1.000	1	1	2	4.2	1	0	1	0	0	5	2.6		
Murray St.	11/30/2021	*	11:48	1-4	.250	1-2	.500	4-4	1.000	2	0	2	3.8	4	2	0	1	0	7	3.3		
at Miami (OH)	12/04/2021	*	23:27	1-1	1.000	0-0	.000	2-2	1.000	4	1	5	4.0	1	0	1	0	0	4	3.4		
at Belknap	12/07/2021	*	11:22	3-4	.750	1-2	.500	0-0	.000	0	3	3	3.9	2	0	0	0	0	7	3.9		
Morehead St.	12/11/2021	*	13:25	2-4	.500	0-1	.000	0-0	.000	0	1	1	3.6	0	0	0	0	0	4	3.9		
at Butler	12/22/2021	*	31:60	3-8	.375	0-3	.000	3-2	.500	0	7	7	3.9	2	1	0	1	0	7	4.2		
Bradley	01/07/2022	*	08:11	0-1	.000	0-0	.000	0-2	.000	1	1	2	3.7	4	0	1	0	0	0	3.8		
Illinois St.	01/09/2022	*	15:36	2-6	.333	2-4	.500	0-0	.000	0	1	1	3.5	4	0	0	1	0	6	4.0		
at Indiana St.	01/18/2022	*	18:03	0-3	.000	0-0	.000	1-2	.500	4	1	5	3.6	3	0	2	1	0	1	3.8		
at Loyola Chicago	01/21/2022	*	10:06	0-1	.000	0-0	.000	0-0	.000	0	2	2	3.5	2	0	1	0	0	0	3.5		
Missouri St.	01/27/2022	*	27:50	1-2	.500	0-1	.000	0-0	.000	0	4	4	3.5	1	0	2	0	0	2	3.4		
Southern Ill.	01/29/2022	*	14:25	2-2	1.000	0-0	.000	0-0	.000	0	2	2	3.4	3	0	2	0	1	4	3.4		
Totals			13	271	19	58	.328	5	16	.313	12	18	.667	22	33	55	3	4	40	5	55	3.4

Player Averages

Games Played	Minutes/game	Points/game	FG Pct	3FG Pct	FT Pct	Rebounds/game	Assists/game	Turnovers/game	Assist/Turnover ratio	Steals/game	Blocks/game
16	17.0	3.4	.328	.313	.667	3.4	0.3	1.2	0.3	0.3	0.4

CAREER STATS

				Field Goals		3-Point		F-Throws		Rebounds				Scoring							
SEASON	TEAM	GP-GS	MIN/AVG	FG-FGA	FG%	3FG-3FGA	3FG%	FT-FTA	FT%	OFF	DEF	TOT	AVG	PF	FO	A	TO	BLK	STL	PTS	AVG
2020-21	UNM	10-0	40/4.0	0-11	.000	0-8	.000	0-0	.000	0	1	1	0.1	3-0	1	2	0	1	0	0.0	
2021-22	Evans	16-13	271/17.0	19-58	.328	5-16	.313	12-18	.667	22	33	55	3.4	40-1	5	19	6	5	55	3.4	
TOTAL FOR Evans		16-13	271/17.0	19-58	.328	5-16	.313	12-18	.667	22	33	55	3.4	40-1	5	19	6	5	55	3.4	
TOTAL		26-13	312/12.0	19-69	.275	5-24	.208	12-18	.667	22	34	56	2.2	43-1	6	21	6	6	55	2.1	

KODIE MYSZKA

FRESHMAN - FORWARD - 6-1

MELBOURNE, AUSTRALIA - DANDENONG RANGERS



13

ACES INFO

PREP

- Promoted to the Dandenong Rangers Seniors, an NBL1 squad, just before signing with UE, playing in four games, while seeing a best of 27 minutes against Diamond Valley Eagles on April 17.
- Scored seven points and pulled down four rebounds in the Rangers 79-65 victory.
- In NBL1 competition, played along with and competed against players with extensive experience, including former NCAA Division I players and an Olympian. Impressed with Dandenong Rangers in the Youth Championship Women's League, averaging 10.3 points and seven rebounds per contest, adding just over three assists per game.
- Has also been selected to represent her state of Victoria at the U20 Australian Junior Championships.

2021-22 SEASON HIGHS

Points: 12 vs. Illinois State (1/9/22)
Rebounds: 7 vs. ECU (11/17/21)
Assists: 1, Four times
Steals: 3 vs. Oakland City (11/14/21)
Blocks: 3, Twice
FG made: 5 vs. Illinois State (1/9/22)
FG attempts: 8 vs. Illinois State (1/9/22)
3FG Made:
3FG attempts: 2 at Eastern Illinois (11/20/21)
FT made: 4 vs. Oakland City (11/14/21)
FT attempts: 6 vs. Oakland City (11/14/21)

CAREER HIGHS

Points: 12 vs. Illinois State (1/9/22)
Rebounds: 7 vs. ECU (11/17/21)
Assists: 1, Four times
Steals: 3 vs. Oakland City (11/14/21)
Blocks: 3, Twice
FG made: 5 vs. Illinois State (1/9/22)
FG attempts: 8 vs. Illinois State (1/9/22)
3FG Made:
3FG attempts: 2 at Eastern Illinois (11/20/21)
FT made: 4 vs. Oakland City (11/14/21)
FT attempts: 6 vs. Oakland City (11/14/21)

CAREER STATS

				Field Goals		3-Point		F-Throws		Rebounds								Scoring		
SEASON	TEAM	GP-GS	MIN/AVG	FG-FGA	FG%	3FG-3FGA	3FG%	FT-FTA	FT%	OFF	DEF	TOT	AVG	PF-FO	A	TO	BLK	STL	PTS	AVG
2021-22	Evans	14-0	221/15.8	20-45	.444	0-9	.000	11-22	.500	21	26	47	3.4	34-1	4	12	11	5	51	3.6
TOTAL		14-0	221/15.8	20-45	.444	0-9	.000	11-22	.500	21	26	47	3.4	34-1	4	12	11	5	51	3.6

GAME-BY-GAME

Opponent	Date	GS	MIN	Total		3-Pointers		Free throws		Rebounds		PF	A	TO	BLK	STL	PTS	AVG			
				FG-FGA	PCT	3FG-3FGA	PCT	FT-FTA	PCT	OFF	DEF								TOT	AVG	
Austin Peay	11/09/2021		21:12	1-2	.500	0-1	.000	1-2	.500	2	3	5	5.0	4	0	2	3	3.0			
Oakland City	11/14/2021		16:22	3-5	.600	0-1	.000	4-6	.667	2	2	4	4.5	4	1	2	3	10.6			
Eastern Ky.	11/17/2021		18:12	1-2	.500	0-0	.000	1-2	.500	4	3	7	5.3	3	0	2	0	5.3			
at Eastern Ill.	11/20/2021		12:40	1-4	.250	0-2	.000	0-0	.000	1	1	2	4.5	4	1	0	0	2.45			
at Purdue Fort Wayne	11/24/2021		22:27	2-5	.400	0-0	.000	0-2	.000	4	2	6	4.8	2	1	1	0	4.4			
Murray St.	11/30/2021		07:01	0-1	.000	0-1	.000	0-0	.000	0	1	1	4.2	1	0	0	0	3.7			
at Miami (OH)	12/04/2021		03:25	0-0	.000	0-0	.000	0-0	.000	1	0	1	3.7	0	0	0	0	3.1			
at Bellarmine	12/07/2021		21:01	2-3	.667	0-0	.000	1-4	.250	1	4	5	3.9	2	0	1	1	5.3			
Morehead St.	12/11/2021		10:47	2-4	.500	0-1	.000	0-0	.000	2	1	3	3.8	1	0	1	0	4.3			
at Drake	01/01/2022		22:45	1-3	.333	0-0	.000	0-0	.000	1	1	2	3.6	5	0	1	0	2.3			
at Iowa	01/02/2022		16:37	0-4	.000	0-1	.000	0-0	.000	1	3	4	3.6	0	0	1	0	3.0			
Bradley	01/07/2022		23:16	2-4	.500	0-1	.000	2-4	.500	1	2	3	3.6	4	0	0	0	6.3			
Illinois St.	01/09/2022		20:13	5-8	.625	0-1	.000	2-2	1.000	1	3	4	3.6	3	1	1	0	12.9			
at Indiana St.	01/18/2022		04:58	0-0	.000	0-0	.000	0-0	.000	0	0	0	3.4	1	0	0	0	3.6			
Totals			0	220:57	20-45	.444	0-9	.000	11-22	.500	21	26	47	3.4	34	4	12	11	5	51	3.6

Player Averages

Games Played	Minutes/game	Points/game	FG Pct	3FG Pct	FT Pct	Rebounds/game	Assists/game	Turnovers/game	Assist/Turnover ratio	Steals/game	Blocks/game
14	15.8	3.6	44.4	0.0	50.0	3.4	0.3	8.9	0.3	0.4	0.8

ABBY FEIT

JUNIOR - GUARD/FORWARD - 6-1
NORMAL, ILL. - NORMAL COMMUNITY HS



14

2021-22 SEASON HIGHS

Points: 29 at Eastern Illinois (11/20/21)
Rebounds: 18 at Bellarmine (12/7/21)
Assists: 5 at Bellarmine (12/7/21)
Steals: 5 at Miami (Ohio) (12/4/21)
Blocks: 4, Three times
FG made: 12 at Eastern Illinois (11/20/21)
FG attempts: 24 at Eastern Illinois (11/20/21)
3FG Made: 4, Twice
3FG attempts: 9, Twice
FT made: 8 vs. Oakland City (11/14/21)
FT attempts: 9 vs. Oakland City (11/14/21)

CAREER HIGHS

Points: 29, Twice
Rebounds: 18, Twice
Assists: 5, Three times
Steals: 6 vs. Oakland City (12/16/20)
Blocks: 4, Six times
FG made: 13 vs. Brescia (11/5/19)
FG attempts: 24 at Eastern Illinois (11/20/21)
3FG Made: 5 at Illinois (12/15/19)
3FG attempts: 11 at Illinois (12/15/19)
FT made: 9 vs. Murray State (12/3/19)
FT attempts: 13 vs. Murray State (12/3/19)

CAREER STATS

				Field Goals		3-Point		F-Throws		Rebounds									Scoring	
SEASON	TEAM	GP-GS	MIN/AVG	FG-FGA	FG%	3FG-3FGA	3FG%	FT-FTA	FT%	OFF	DEF	TOT	AVG	PF-FO	A	TO	BLK	STL	PTS	AVG
2019-20	Evans	29-29	1059/36.5	149-339	.440	45-129	.349	54-80	.675	41	204	245	8.4	60-2	59	84	42	43	397	13.7
2020-21	Evans	23-23	802/34.9	119-284	.419	33-106	.311	72-97	.742	21	159	180	7.8	36-0	29	65	25	33	343	14.9
2021-22	Evans	18-18	618/34.3	106-246	.431	34-97	.351	42-60	.700	43	138	181	10.1	38-1	28	47	31	31	288	16.0
TOTAL		70-70	2479/35.4	374-869	.430	112-332	.337	168-237	.709	105	501	606	8.7	134-3	116	196	98	107	1028	14.7

ACES INFO

2020-21 MVC Honorable Mention
2020-21 MVC Scholar-Athlete Honorable Mention
MVC Player of the Week (Dec. 21, 2020)
2019-20 MVC Freshman of the Year
MVC Newcomer of the Week (Nov. 12, 2019)

2020-21

- Received All-MVC Honorable Mention recognition for the second-straight season.
- Honored for her work in the classroom, being named MVC Scholar-Athlete Honorable Mention with a 3.49 GPA in Clinical Laboratory Science.
- Started and played in all 20 games for Evansville.
- Led the team with 14.8 points (4th in MVC) and 8.0 rebounds per game (2nd in MVC).
- Got it done on the defensive end, where she tied for third in The Valley with 1.2 blocks per contest.
- Her 28 point, 14 rebounds, six steal, and four blocks performance against Oakland City is the only such single-game effort in NCAA DI women's basketball since at least 2014-15.

2019-20

- Named MVC Freshman of the Year after an incredible first collegiate season for the Aces, becoming just the third Ace to earn the honor along with Sara Dickey (2013) and Shinko Ono (1999)
- Started all 29 contests for the Aces, the only Evansville player to do so in 2019-20.
- Averaged a team-best 13.7 points and 8.4 rebounds per game.
- Scored in double-figures a team-high 23 times as a freshman.
- Tallied five double-doubles on the season and finished a point and/or rebound away from four more double-doubles.
- Averaged 36.6 minutes per game in her first collegiate season, 40th most in the nation and second-most among all freshmen in the country.
- Opened her career with a 26-point, 18-rebound performance against Brescia on Nov. 5, the most points in a freshman debut in Evansville history and believed to be the most in MVC history.

PRIOR TO UE

- Played all four years of prep basketball at Normal Community High School in Normal, Ill.
- Averaged 14.1 points and 7.5 rebounds per contest as a senior, helping lead the Lady Iron to a 23-11 record, capturing a regional championship and reaching the sectional semifinals.
- Earned team MVP honors in 2018-19 and 2017-18...Tallied seven double-doubles as a senior, including a career-best 16 rebounds, twice.
- Scored a career-high 32 points as a sophomore in a 62-54 win over Belleville East.

GAME-BY-GAME

Opponent	Date	GS	MIN	Total FG-FGA	PCT	3-Pointers 3FG-3FGA	PCT	Free throws FT-FTA	PCT	Rebounds DEF TOT	PF	A	TO	BLK	STL	PTS	AVG				
Austin Peay	11/09/2021	*	37:21	8-16	.500	2-4	.500	3-5	.600	2	9	11	11.0	1	1	2	21	21.0			
Oakland City	11/14/2021	*	29:03	8-15	.533	4-7	.571	8-9	.889	2	8	10	10.5	1	1	2	28	24.5			
Eastern Ky.	11/17/2021	*	36:44	8-11	.727	2-4	.500	0-1	.000	0	3	3	8.0	3	2	3	0	18	22.3		
at Eastern Ill.	11/20/2021	*	45:33	12-24	.500	2-9	.222	3-3	1.000	1	12	13	9.3	4	1	0	1	2	29	24.0	
at Purdue Fort Wayne	11/24/2021	*	36:25	4-9	.444	3-7	.429	1-2	.500	1	11	12	9.8	1	1	2	3	12	21.6		
Murray St.	11/30/2021	*	32:59	6-11	.545	3-7	.429	3-3	1.000	1	8	9	9.7	5	1	0	4	1	18	21.0	
at Miami (OH)	12/04/2021	*	36:58	5-18	.278	2-8	.250	2-2	1.000	4	7	11	9.9	1	3	2	1	5	14	20.0	
at Bellarmine	12/07/2021	*	37:12	5-13	.385	1-3	.333	4-8	.500	6	12	18	10.9	2	5	3	3	4	15	19.4	
Morehead St.	12/11/2021	*	24:24	5-9	.556	2-4	.500	3-3	1.000	1	4	5	10.2	2	3	1	0	0	15	18.9	
at Drake	01/01/2022	*	33:12	4-14	.286	0-2	.000	0-1	.000	2	5	7	9.9	2	2	3	4	3	8	17.8	
at Iowa	01/02/2022	*	34:26	9-18	.500	2-5	.400	2-4	.500	5	5	10	9.9	0	4	6	1	2	22	18.2	
Bradley	01/07/2022	*	36:03	7-19	.368	4-9	.444	2-2	1.000	3	8	11	10.0	3	0	4	1	0	20	18.3	
Illinois St.	01/09/2022	*	34:03	7-14	.500	2-5	.400	1-1	1.000	2	3	5	9.6	3	2	2	1	1	17	18.2	
at Indiana St.	01/18/2022	*	35:01	6-13	.462	2-5	.400	2-6	.333	5	7	12	9.8	2	0	3	1	1	16	18.1	
at Loyola Chicago	01/21/2022	*	31:50	4-15	.267	1-6	.167	0-0	.000	0	11	11	9.9	2	0	4	1	0	9	17.5	
at Valparaiso	01/23/2022	*	32:43	4-11	.364	1-5	.200	3-4	.750	3	7	10	9.9	3	1	3	1	1	12	17.1	
Missouri St.	01/27/2022	*	25:50	1-5	.200	0-2	.000	1-2	.500	4	9	13	10.1	2	0	3	1	0	3	16.3	
Southern Ill.	01/29/2022	*	38:21	3-11	.273	1-5	.200	4-4	1.000	1	9	10	10.1	1	1	2	3	2	11	16.0	
Totals			18	618:07	106-246	.431	34-97	.351	42-60	.700	43	138	181	10.1	38	28	47	31	31	288	16.0

Player Averages

Games Played	Minutes/game	Points/game	FG Pct	3FG Pct	FT Pct	Rebounds/game	Assists/game	Turnovers/game	Assist/Turnover ratio	Steals/game	Blocks/game
18	34.3	16.0	.431	.351	.700	10.1	1.6	2.6	0.6	1.7	1.7

A'NIAH GRIFFIN

SENIOR - GUARD - 6-1

LOUISVILLE, KY. - MANUAL HS



21

ACES INFO

2020-21

- Played in 19 contests, starting 13 games as a junior.
- Finished second on the team in scoring average with 8.7 points per contest.
- Scored a career-high 20 points in a 70-60 win over Purdue Fort Wayne on Dec. 5.
- Tallied a career-best six assists against Oakland City on Dec. 16.

2019-20

- Appeared in 23 games for the Aces, making 12 starts.
- Saw an average of 21.7 minutes per game, scoring 7.6 points and grabbing 2.4 rebounds per contest.
- Recorded a career-high 17 points against Indiana State on Feb. 28.
- Hit two-or-more three-pointers eight times as a sophomore, including five times during MVC play.
- Finished tied for second on the team in three-pointers made, hitting 25 on the year.
- Returned to the floor for the first time since Jan. 6 when she started against SIUE on Nov. 13, scoring 16 points.

2018-19:

- Played in 11 games, including seven starts, as a freshman.
- Recorded 5.6 points and 2.9 rebounds per contest in her first collegiate season.
- Scored a career-high 12 points against Missouri State on Jan. 6. adding a career-best six rebounds.
- Played a season-high 29 minutes in back-to-back games against Morehead State and SEMO.

PREP

- Helped lead DuPont Manual High School (Louisville, Ky.) to the final eight of the 2018 Kentucky High School Sports Association Girls Basketball Tournament.
- Averaged 6.4 points per game as a junior at Manual, as the Rams advanced to the first round of the Sweet 16 of the KHSAA Tournament.

2021-22 SEASON HIGHS

Points: 14, Three times
Rebounds: 4 at Butler (12/22/21)
Assists: 3 vs. Bradley (1/7/22)
Steals: 3 vs. ECU (11/17/21)
Blocks: 2 vs. Austin Peay (11/9/21)
FG made: 6 vs. ECU (11/17/21)
FG attempts: 15 vs. ECU (11/17/21)
3FG Made: 2, Three times
3FG attempts: 6 vs. ECU (11/17/21)
FT made: 4 at Eastern Illinois (11/20/21)
FT attempts: 5, Twice

CAREER HIGHS

Points: 20 vs. Purdue Fort Wayne (12/5/20)
Rebounds: 8, Three times
Assists: 6 vs. Oakland City (12/16/20)
Steals: 3, Five times
Blocks: 2, Twice
FG made: 8 vs. Purdue Fort Wayne (12/5/20)
FG attempts: 18 at Marshall (11/24/19)
3FG Made: 3, Twice
3FG attempts: 12 at SIUE (11/13/19)
FT made: 8 vs. Marshall (11/24/19)
FT attempts: 10 vs. Marshall (11/24/19)

GAME-BY-GAME

Opponent	Date	GS	MIN	Total		3-Pointers		Free throws		Rebounds		PF	A	TO	BLK	STL	PTS	AVG			
				FG-FGA	PCT	3FG-3FGA	PCT	FT-FTA	PCT	OFF	DEF								TOT	AVG	
Austin Peay	11/09/2021	06:27	1-2	500	0-0	.000	1-1	1.000	0	0	0	0	0	0	2	0	3	3.0			
Eastern Ky.	11/17/2021	20:25	6-15	400	1-6	.167	1-4	.250	0	2	2	1	0	3	1	3	14	8.5			
at Eastern Ill.	11/20/2021	28:01	4-8	500	2-4	.500	4-5	.800	0	3	3	1	7	5	2	3	0	14	10.3		
at Purdue Fort Wayne	11/24/2021	13:38	4-11	364	2-4	.500	0-0	.000	0	0	0	1	3	1	0	2	0	10	10.3		
Murray St.	11/30/2021	14:11	1-9	111	1-3	.333	0-2	.000	0	0	0	1	0	1	0	0	3	8.8			
at Miami (OH)	12/04/2021	09:58	3-7	429	1-2	.500	0-0	.000	0	1	1	1	0	4	0	2	7	8.5			
at Bellarmine	12/07/2021	12:06	5-11	455	0-3	.000	0-1	.000	0	1	1	1	0	4	0	2	0	10	8.7		
Morehead St.	12/11/2021	11:39	0-2	.000	0-1	.000	2-2	1.000	0	2	2	1	1	1	0	1	0	2	7.9		
at Butler	12/22/2021	18:22	3-7	429	0-3	.000	1-1	1.000	3	1	4	1	4	0	0	0	1	7	7.8		
Bradley	01/07/2022	17:08	1-7	143	1-5	.200	2-4	.500	0	3	3	1	6	4	3	1	1	2	5	7.5	
Illinois St.	01/09/2022	22:42	2-8	250	0-1	.000	0-0	.000	0	0	0	1	5	3	0	1	0	2	4	7.2	
at Indiana St.	01/18/2022	08:39	0-3	.000	0-2	.000	0-0	.000	0	2	2	1	5	2	0	0	0	0	0	6.6	
at Loyola Chicago	01/21/2022	13:07	1-4	250	0-0	.000	0-0	.000	0	2	2	1	5	2	0	2	1	0	2	6.2	
at Valparaiso	01/23/2022	18:40	3-7	429	2-4	.500	0-1	.000	0	1	1	1	5	4	0	2	0	1	8	6.4	
Missouri St.	01/27/2022	15:49	4-7	571	0-1	.000	1-2	.500	0	0	0	1	4	0	0	2	0	1	9	6.5	
Southern Ill.	01/29/2022	08:31	1-3	333	0-1	.000	3-4	.750	0	1	1	1	4	1	0	2	0	0	5	6.4	
Totals			0	239:23	39-111	.351	10-40	.250	15-27	.556	3	19	22	1.4	36	5	24	5	12	103	6.4

Player Averages

Games Played	Minutes/game	Points/game	FG Pct	3FG Pct	FT Pct	Rebounds/game	Assists/game	Turnovers/game	Assist/Turnover ratio	Steals/game	Blocks/game
16	15.0	6.4	35.1	25.0	55.6	1.4	0.3	1.5	0.2	0.8	0.3

CAREER STATS

				Field Goals		3-Point		F-Throws		Rebounds								Scoring		
SEASON	TEAM	GP-GS	MIN/AVG	FG-FGA	FG%	3FG-3FGA	3FG%	FT-FTA	FT%	OFF	DEF	TOT	AVG	PF-FO	A	TO	BLK	STL	PTS	AVG
2018-19	Evans	11-7	207/18.8	24-50	.480	2-13	.154	12-14	.857	6	26	32	2.9	19-0	4	4	7	12	62	5.6
2019-20	Evans	23-12	499/21.7	57-173	.329	25-95	.263	36-49	.735	4	51	55	2.4	53-0	10	41	4	20	175	7.6
2020-21	Evans	19-13	485/25.5	60-158	.380	12-45	.267	34-48	.708	2	57	59	3.1	33-0	21	54	1	15	166	8.7
2021-22	Evans	16-0	239/15.0	39-111	.351	10-40	.250	15-27	.556	3	19	22	1.4	36-1	5	24	5	12	103	6.4
TOTAL		69-32	1430/20.7	180-492	.366	49-193	.254	97-138	.703	15	153	168	2.4	141-1	40	123	17	59	506	7.3

JOSSIE HUDSON

JUNIOR - FORWARD - 6-1
EVANSVILLE, IND. - MATER DEI HS



ACES INFO

2020-21

- Saw action in 22 contests, making 15 starts for Evansville in her second season.
- Averaged 4.9 points per game.
- Scored a career-high 14 points on a five-for-seven shooting effort on Dec. 29 in a 72-62 win over Bellarmine.
- Totaled 62 rebounds on the season, including a season-best eight boards against Oakland City on Dec. 16.
- Finished fifth on the team in minutes per game, averaging 24.6 minutes per contest.

2019-20

- Played in all 29 games, starting 15 of them as a freshman for the Aces, one of just four players to see the floor in every game during the 2019-20 season.
- Averaged 3.3 points and 2.3 rebounds on the year, scoring five-or-more points in 10 games
- Scored 10 points in her collegiate debut on Nov. 5 against Brescia.
- Played a season-high 34 minutes twice as a freshman against Missouri State (Jan. 26) and Loyola (Feb. 8).

PREP

- Appeared in 80 games over four seasons at Mater Dei High School in Evansville.
- Recorded averages of 12.9 points and 5.2 rebounds per game as a senior for the Wildcats.
- Helped lead Mater Dei to the semi-state of the IHSAA 2A State Tournament.
- Scored a career-high 22 points against Mt. Vernon on Dec. 4, 2018.

GAME-BY-GAME

2021-22 SEASON HIGHS

Points: 8, Twice
 Rebounds: 5, Three times
 Assists: 1, Three times
 Steals: 2 at Valparaiso (1/23/22)
 Blocks: 2 at Loyola (1/21/22)
 FG made: 3, Four times
 FG attempts: 6, Twice
 3FG Made: 1, Twice
 3FG attempts: 2, Twice
 FT made: 2, Twice
 FT attempts: 2, Five times

Opponent	Date	GS	MIN	Total		3-Pointers		Free throws		Rebounds		PF	A	TO	BLK	STL	PTS	AVG		
				FG-FGA	PCT	3FG-3FGA	PCT	FT-FTA	PCT	OFF	DEF								TOT	AVG
Austin Peay	11/09/2021		09:23	0-0	.000	0-0	.000	1-2	.500	0	2	2	2.0	1	0	2	1	1.0		
Oakland City	11/14/2021		19:56	3-4	.750	1-1	1.000	0-0	.000	0	4	4	3.0	3	1	0	1	7	4.0	
Eastern Ky.	11/17/2021		03:29	0-1	.000	0-1	.000	0-0	.000	1	1	2	2.7	1	0	1	0	1	2.7	
at Purdue Fort Wayne	11/24/2021		03:35	0-0	.000	0-0	.000	0-0	.000	0	0	0	2.0	2	0	0	0	0	2.0	
at Miami (OH)	12/04/2021		02:34	0-0	.000	0-0	.000	1-2	.500	0	0	0	1.6	0	0	0	0	1	1.8	
at Bellarmine	12/07/2021		02:48	0-2	.000	0-0	.000	0-0	.000	0	1	1	1.5	1	0	0	0	0	1.5	
Morehead St.	12/11/2021		15:36	3-5	.600	0-1	.000	2-2	1.000	2	3	5	2.0	3	1	2	0	8	2.4	
at Butler	12/22/2021	*	21:37	3-6	.500	1-2	.500	0-0	.000	0	2	2	2.0	2	0	3	0	1	7	3.0
Bradley	01/07/2022		03:57	0-0	.000	0-0	.000	0-0	.000	0	1	1	1.9	1	1	0	0	0	2	7
Illinois St.	01/09/2022		05:57	0-1	.000	0-0	.000	0-0	.000	0	0	0	1.7	0	0	0	0	0	0	2.4
at Indiana St.	01/18/2022		07:05	0-2	.000	0-0	.000	0-0	.000	2	0	2	1.7	0	0	0	0	0	2	2
at Loyola Chicago	01/21/2022	*	28:41	3-6	.500	0-2	.000	2-2	1.000	1	4	5	2.0	2	0	1	2	1	8	2.7
at Valparaiso	01/23/2022	*	22:49	0-5	.000	0-0	.000	1-2	.500	3	2	5	2.2	2	0	0	1	2	1	2.5
Missouri St.	01/27/2022		02:45	0-0	.000	0-0	.000	0-0	.000	0	0	0	2.1	1	0	0	0	1	0	2.4
Totals			3 150:12	12-32	.375	2-7	.286	7-10	.700	9	20	29	2.1	19	3	9	4	7	33	2.4

Player Averages

Games Played	Minutes/game	Points/game	FG Pct	3FG Pct	FT Pct	Rebounds/game	Assists/game	Turnovers/game	Assist/Turnover ratio	Steals/game	Blocks/game
14	10.7	2.4	37.5	28.6	70.0	2.1	0.2	0.6	0.3	0.5	0.3

CAREER HIGHS

Points: 14 vs. Bellarmine (12/29/20)
 Rebounds: 8 vs. Oakland City (12/16/20)
 Assists: 5 vs. Oakland City (12/16/20)
 Steals: 3, Twice
 Blocks: 3 vs. Bellarmine (12/29/20)
 FG made: 5 vs. Bellarmine (12/29/20)
 FG attempts: 10 at Missouri State (2/21/20)
 3FG Made: 1, Five times
 3FG attempts: 4 at Missouri State (2/21/20)
 FT made: 7 vs. Oakland City (12/16/20)
 FT attempts: 10 vs. Bellarmine (12/29/20)

CAREER STATS

				Field Goals		3-Point		F-Throws		Rebounds									Scoring	
SEASON	TEAM	GP-GS	MIN/AVG	FG-FGA	FG%	3FG-3FGA	3FG%	FT-FTA	FT%	OFF	DEF	TOT	AVG	PF-FO	A	TO	BLK	STL	PTS	AVG
2019-20	Evans	29-15	561/19.3	38-100	.380	4-24	.167	16-37	.432	27	40	67	2.3	61-2	17	45	9	16	96	3.3
2020-21	Evans	22-15	545/24.8	41-89	.461	0-1	.000	26-46	.565	23	39	62	2.8	52-0	18	43	11	11	108	4.9
2021-22	Evans	14-3	150/10.7	12-32	.375	2-7	.286	7-10	.700	9	20	29	2.1	19-0	3	9	4	7	33	2.4
TOTAL		65-33	1256/19.3	91-221	.412	6-32	.188	49-93	.527	59	99	158	2.4	132-2	38	97	24	34	237	3.6

SYDNEY THURWALKER

JUNIOR - GUARD/FORWARD - 5-11
BELLEVILLE, ILL. - DODGE CITY CC (KAN.)



ACES INFO

- 2020-21**
- Made 21 appearances and 10 starts in her first season in white & purple.
 - Finished tied for second on the team in rebounding average, pulling-down 4.6 boards per game.
 - Reached double-figures in rebounds twice as a sophomore, tallying 10 boards against Drake (Jan. 7) and Loyola (Feb. 13).
 - Completed the season averaging five points per game, putting-up a season-high 11 on the road at Southern Illinois on Jan. 2.
 - Saw increased playing time during MVC play, averaging 20.2 minutes per game.

- PRIOR TO UE**
- Played one season at Dodge City Community College in Kansas.
 - Reeled-in the individual honors during her freshman season with the Conquistadors.
 - Named NJCAA All-Region VI honorable mention, while capturing KJCCC second-team honors.
 - Averaged 13.6 points and nine rebounds per game, while shooting just shy of 50% from the field.

- PREP**
- Played her high school basketball for O'Fallon High School in O'Fallon, Illinois.
 - Averaged 11.7 points and 8.7 boards per contest as a senior at O'Fallon HS.
 - Helped lead the Panthers to a 25-5 record in her senior season.

2021-22 SEASON HIGHS

- Points: 4 vs. Morehead State (12/11/21)
Rebounds: 4 vs. Morehead State (12/11/21)
Assists:
Steals:
Blocks:
FG made: 2 vs. Morehead State (12/11/21)
FG attempts: 4 vs. Morehead State (12/11/21)
3FG Made:
3FG attempts: 1, Twice
FT made: 1 at No. 21 Iowa (1/2/22)
FT attempts: 2 at No. 21 Iowa (1/2/22)

CAREER HIGHS

- Points: 11 at SIU (1/2/21)
Rebounds: 10, Twice
Assists: 2, Four times
Steals: 4 vs. Drake (1/8/21)
Blocks: N/A
FG made: 4, Three times
FG attempts: 9 at UNI (2/27/21)
3FG Made: 1, Four times
3FG attempts: 3 vs. Drake (1/7/21)
FT made: 6 at SIU (1/2/21)
FT attempts: 10 at SIU (1/2/21)

GAME-BY-GAME

Opponent	Date	GS	MIN	Total		3-Pointers		Free throws		Rebounds				PF	A	TO	BLK	STL	PTS	AVG
				FG-FGA	PCT	3FG-3FGA	PCT	FT-FTA	PCT	OFF	DEF	TOT	AVG							
at Miami (OH)	12/04/2021		01:19	0-0	.000	0-0	.000	0-0	.000	0	0	0	0.0	0	0	0	0	0	0	0.0
Morehead St.	12/11/2021		07:24	2-4	.500	0-0	.000	0-0	.000	3	1	4	2.0	0	0	1	0	0	4	2.0
at Drake	01/01/2022		08:58	0-3	.000	0-1	.000	0-0	.000	1	1	2	2.0	0	0	0	0	0	0	1.3
at Iowa	01/02/2022		12:18	0-2	.000	0-1	.000	1-2	.500	1	1	2	2.0	0	0	0	0	0	1	1.3
Totals		0	29:59	2-9	.222	0-2	.000	1-2	.500	5	3	8	2.0	0	0	1	0	0	5	1.3

Player Averages

Games Played	Minutes/game	Points/game	FG Pct	3FG Pct	FT Pct	Rebounds/game	Assists/game	Turnovers/game	Assist/Turnover ratio	Steals/game	Blocks/game
4	7.5	1.3	22.2	0.0	50.0	2.0	0.0	0.3	0.0	0.0	0.0

CAREER STATS

				Field Goals		3-Point		F-Throws		Rebounds				Scoring						
SEASON	TEAM	GP-GS	MIN/AVG	FG-FGA	FG%	3FG-3FGA	3FG%	FT-FTA	FT%	OFF	DEF	TOT	AVG	PF-FO	A	TO	BLK	STL	PTS	AVG
2020-21	Evans	21-10	414/19.7	33-95	.347	4-17	.235	34-59	.576	32	65	97	4.6	27-0	13	28	0	15	104	5.0
2021-22	Evans	4-0	30/7.5	2-9	.222	0-2	.000	1-2	.500	5	3	8	2.0	0-0	0	1	0	0	5	1.3
TOTAL		25-10	444/17.8	35-104	.337	4-19	.211	35-61	.574	37	68	105	4.2	27-0	13	29	0	15	109	4.4

JE'NAIYA DAVIS

JUNIOR - GUARD - 5-8

ST. LOUIS, MO. - WABASH VALLEY COLLEGE



24

ACES INFO

2020-21 (Wabash Valley College)

- A prolific scorer at Wabash Valley College in Mount Carmel, Ill., helping lead the Warriors to a 21-4 mark in 2020-21, earning the No. 10 seed in the NJCAA National Tournament.
- Led WVC with 20 points per contest, the ninth-highest scoring average in NJCAA Division I.
- Poured in a season-high 34 points in a win over Vincennes on March 3 and surpassed 30-or-more points three times as a sophomore.

2019-20 (Alabama A&M)

- Opened her collegiate career at NCAA Division I member Alabama A&M.
- Played in 22 of 30 contests, compiling nearly 100 points.

PREP

- Played for Parkway North High School in St. Louis, Mo.
- Averaged 21 points and just shy of nine boards as a senior.
- Guided Parkway North to three state quarterfinals and a pair of conference championships.
- Broke the single-season scoring record at Parkway North and reached the 1,000-point career mark during her senior campaign.

2021-22 SEASON HIGHS

Points:	35 at Purdue Fort Wayne (11/24/21)
Rebounds:	7 at Butler (12/22/21)
Assists:	3, Twice
Steals:	4 at Miami (Ohio) (12/4/21)
Blocks:	1 at Drake (1/1/22)
FG made:	13 at Purdue Fort Wayne (11/24/21)
FG attempts:	19 at Illinois State (2/4/22)
3FG Made:	4, Twice
3FG attempts:	8 at Illinois State (2/4/22)
FT made:	12 at Bellarmine (12/7/21)
FT attempts:	13 at Bellarmine (12/7/21)

CAREER HIGHS

Points:	35 at Purdue Fort Wayne (11/24/21)
Rebounds:	7 at Butler (12/22/21)
Assists:	3, Four times
Steals:	4 at Miami (Ohio) (12/4/21)
Blocks:	1, Five times
FG made:	13 at Purdue Fort Wayne (11/24/21)
FG attempts:	19 at Illinois State (2/4/22)
3FG Made:	4, Twice
3FG attempts:	8 at Illinois State (2/4/22)
FT made:	12 at Bellarmine (12/7/21)
FT attempts:	13 at Bellarmine (12/7/21)

CAREER STATS

GAME-BY-GAME

Opponent	Date	GS	MIN	Total FG-FGA	PCT	3FG-3FGA	PCT	FT-FTA	PCT	Rebounds OFF/DEF/TOT	AVG	PF	A	TO	BLK	STL	PTS	AVG		
at Eastern Ill.	11/20/2021		25:15	5-15	.333	0-3	.000	4-4	1.000	0	3	3	3.0	5	0	4	0	14	14.0	
at Purdue Fort Wayne	11/24/2021		22:27	13-17	.765	4-7	.571	5-7	.714	1	3	4	3.5	4	1	1	0	35	24.5	
Murray St.	11/30/2021		27:49	5-12	.417	2-3	.667	1-2	.500	2	2	4	3.7	1	3	3	0	2	13	20.7
at Miami (OH)	12/04/2021	*	26:34	7-15	.467	1-4	.250	2-4	.500	0	3	3	3.5	1	2	2	0	4	17	19.8
at Bellarmine	12/07/2021	*	34:47	7-15	.467	3-5	.600	12-13	.923	0	2	2	3.2	2	1	1	0	3	29	21.6
Morehead St.	12/11/2021	*	21:39	5-9	.556	2-2	1.000	0-0	.000	0	6	6	3.7	1	2	1	0	2	12	20.0
at Butler	12/22/2021	*	30:58	8-17	.471	2-6	.333	6-7	.857	2	5	7	4.1	5	1	3	0	24	20.6	
at Drake	01/01/2022	*	34:03	6-16	.375	1-4	.250	2-2	1.000	0	4	4	4.1	2	0	1	1	3	15	19.9
at Iowa	01/02/2022	*	33:34	5-12	.417	3-6	.500	1-2	.500	0	4	4	4.1	4	3	4	0	1	14	19.2
at Indiana St.	01/18/2022	*	26:02	2-10	.200	1-4	.250	1-2	.500	1	2	3	4.0	1	2	5	0	1	6	17.9
at Loyola Chicago	01/21/2022	*	22:03	2-11	.182	0-4	.000	4-4	1.000	0	4	4	4.0	2	0	2	0	0	8	17.0
at Valparaiso	01/23/2022	*	29:31	4-9	.444	2-4	.500	6-8	.750	1	1	2	3.8	0	0	4	0	1	16	16.9
Missouri St.	01/27/2022	*	27:48	1-10	.100	0-4	.000	4-6	.667	0	2	2	3.7	1	1	6	0	1	6	16.1
Southern Ill.	01/29/2022	*	31:29	4-13	.308	1-3	.333	1-1	1.000	0	2	2	3.6	5	0	5	0	2	10	15.6
Totals		11	393:59	74-181	.409	22-59	.373	49-62	.790	7	43	50	3.6	34	16	42	1	21	219	15.6

Player Averages

Games	Minutes	Points	Rebounds	Assists	Steals	Blocks	Turnovers	Field Goals	3-Point	Free Throws	FT%	PF	TO	BLK	STL	PTS	AVG
-------	---------	--------	----------	---------	--------	--------	-----------	-------------	---------	-------------	-----	----	----	-----	-----	-----	-----

				Field Goals		3-Point		F-Throws		Rebounds									Scoring	
SEASON	TEAM	GP-GS	MIN/AVG	FG-FGA	FG%	3FG-3FGA	3FG%	FT-FTA	FT%	OFF	DEF	TOT	AVG	PF-FO	A	TO	BLK	STL	PTS	AVG
2019-20	AAMU	23-0	292/12.7	29-100	.290	15-55	.273	21-29	.724	12	32	44	1.9	25-0	14	23	3	9	94	4.1
2021-22	Evans	14-11	394/28.1	74-181	.409	22-59	.373	49-62	.790	7	43	50	3.6	34-3	16	42	1	21	219	15.6
TOTAL FOR Evans		14-11	394/28.1	74-181	.409	22-59	.373	49-62	.790	7	43	50	3.6	34-3	16	42	1	21	219	15.6
TOTAL		37-11	686/18.6	103-281	.367	37-114	.325	70-91	.769	19	75	94	2.5	59-3	30	65	4	30	313	8.5

RYLIE STEPHENS

SOPHOMORE - GUARD - 5-11

FAIRLAND, IND. - TRITON CENTRAL HS



30

ACES INFO

2020-21

- Appeared in 21 contests, making 10 starts.
- Finished third on the team in scoring, averaging 8.7 points per game.
- Scored a season-high 17 points on Jan. 15 against Bradley.
- Became the fourth-straight freshman to lead Evansville in scoring in the season opener, recording a team-high 14 points against Murray State on Dec. 1 in her college debut.
- Recorded the highest rebounding average amongst guards, tallying 3.6 boards per game.
- Grabbed a season-best seven rebounds in four games.
- Scored in double-figures in 10 games, including four in MVC play.

PREP

- Joins the Aces after playing prep basketball for Triton Central High School in Fairland, Ind.
- Averaged 16.4 points and nearly eight rebounds per game, while adding four steals and three assists per contest as a senior and helped lead the Tigers to a 26-1 record.
- Tallied nearly 15 points and six rebounds per contest as a junior.

GAME-BY-GAME

2021-22 SEASON HIGHS

Points: 5 vs. Illinois State (1/9/22)
Rebounds: 1, Five times
Assists: 1, Twice
Steals: 1, Twice
Blocks: 1, Three times
FG made: 2 vs. Oakland City (11/14/21)
FG attempts: 6 vs. Oakland City (11/14/21)
3FG Made: 1 vs. Illinois State (1/9/22)
3FG attempts: 2 vs. Morehead State (12/11/21)
FT made: 2, Twice
FT attempts: 2, Three times

CAREER HIGHS

Points: 17 vs. Bradley (1/15/21)
Rebounds: 7, Four times
Assists: 3 at Illinois State (1/21/21)
Steals: 3 vs. Drake (1/7/21)
Blocks: 1, Six times
FG made: 7 vs. Bradley (1/15/21)
FG attempts: 12 vs. Bradley (1/15/21)
3FG Made: 2, Three times
3FG attempts: 4, Five times
FT made: 3 vs. Drake (1/8/21)
FT attempts: 4, Twice

CAREER STATS

Opponent	Date	GS	MIN	Total		3-Pointers		Free throws		Rebounds				PF	A	TO	BLK	STL	PTS	AVG
				FG-FGA	PCT	3FG-3FGA	PCT	FT-FTA	PCT	OFF	DEF	TOT	AVG							
Austin Peay	11/09/2021		02:44	0-2	.000	0-1	.000	0-0	.000	0	0	0	0.0	0	0	0	0	0	0	0.0
Oakland City	11/14/2021		13:06	2-6	.333	0-1	.000	0-0	.000	0	1	1	0.5	1	0	1	1	0	4	2.0
at Miami (OH)	12/04/2021		00:41	0-0	.000	0-0	.000	0-0	.000	0	1	1	0.7	1	0	0	1	0	0	1.3
Morehead St.	12/11/2021		05:49	0-2	.000	0-2	.000	0-0	.000	0	1	1	0.8	0	0	0	0	1	0	1.0
at Drake	01/01/2022		10:16	1-2	.500	0-1	.000	2-2	1.000	0	0	0	0.6	1	1	0	0	0	4	1.6
at Iowa	01/02/2022		06:05	0-2	.000	0-1	.000	0-0	.000	0	1	1	0.7	0	1	0	1	0	0	1.3
Bradley	01/07/2022		04:12	0-1	.000	0-1	.000	0-0	.000	0	0	0	0.6	0	0	0	1	0	0	1.1
Illinois St.	01/09/2022		02:16	1-1	1.000	1-1	1.000	2-2	1.000	1	0	1	0.6	0	0	0	0	0	5	1.6
at Indiana St.	01/18/2022		01:33	1-1	1.000	0-0	.000	0-0	.000	0	0	0	0.6	0	0	0	0	0	2	1.7
at Loyola Chicago	01/21/2022		02:18	0-0	.000	0-0	.000	0-0	.000	0	0	0	0.5	0	0	0	0	0	0	1.5
Missouri St.	01/27/2022		06:39	0-3	.000	0-1	.000	1-2	.500	0	0	0	0.5	0	0	0	0	1	1	1.5
Totals		0	55:39	5-20	.250	1-9	.111	5-6	.833	1	4	5	0.5	3	2	2	3	2	16	1.5


Player Averages

Games Played	Minutes/game	Points/game	FG Pct	3FG Pct	FT Pct	Rebounds/game	Assists/game	Turnovers/game	Assist/Turnover ratio	Steals/game	Blocks/game
11	5.1	1.5	25.0	11.1	83.3	0.5	0.2	0.2	1.0	0.2	0.3

				Field Goals		3-Point		F-Throws		Rebounds									Scoring	
SEASON	TEAM	GP-GS	MIN/AVG	FG-FGA	FG%	3FG-3FGA	3FG%	FT-FTA	FT%	OFF	DEF	TOT	AVG	PF-FO	A	TO	BLK	STL	PTS	AVG
2020-21	Evans	23-9	479/20.8	57-145	.393	14-51	.275	17-24	.708	21	61	82	3.6	25-0	16	40	4	18	145	6.3
2021-22	Evans	11-0	56/5.1	5-20	.250	1-9	.111	5-6	.833	1	4	5	0.5	3-0	2	2	3	2	16	1.5
TOTAL		34-9	535/15.7	62-165	.376	15-60	.250	22-30	.733	22	65	87	2.6	28-0	18	42	7	20	161	4.7

MYIA CLARK

SENIOR - GUARD - 5-7
SCHAUMBURG, ILL. - SAINT LOUIS



32

2021-22 SEASON HIGHS

Points: 26 at Miami (Ohio) (12/4/21)
Rebounds: 7, Three times
Assists: 5 at Butler (12/22/21)
Steals: 3 at Miami (Ohio) (12/4/21)
Blocks: 1 at Valparaiso (1/23/22)
FG made: 9 at Miami (Ohio) (12/4/21)
FG attempts: 20 vs. Murray State (11/30/21)
3FG Made: 3, Four times
3FG attempts: 9, Twice
FT made: 8 vs. Bradley (1/7/22)
FT attempts: 12 vs. Bradley (1/7/22)

CAREER HIGHS

Points: 26 at Miami (Ohio) (12/4/21)
Rebounds: 11 vs. SIUE (12/1/18)
Assists: 6 vs. Bradley (12/6/20)
Steals: 3, Three times
Blocks: 1, Three times
FG made: 9 at Miami (Ohio) (12/4/21)
FG attempts: 20 vs. Murray State (11/30/21)
3FG Made: 4, 6 times
3FG attempts: 11 vs. UMass (3/13/21)
FT made: 8, Twice
FT attempts: 12 vs. Bradley (1/7/22)

CAREER STATS

				Field Goals		3-Point		F-Throws		Rebounds										Scoring	
SEASON	TEAM	GP-GS	MIN/AVG	FG-FGA	FG%	3FG-3FGA	3FG%	FT-FTA	FT%	OFF	DEF	TOT	AVG	PF-FO	A	TO	BLK	STL	PTS	AVG	
2018-19	SLU	31-12	578/18.7	49-135	.363	24-68	.353	16-27	.593	29	78	107	3.5	56-1	20	41	0	18	138	4.5	
2019-20	SLU	32-32	905/28.3	83-246	.337	37-117	.316	74-88	.841	28	76	104	3.3	53-1	54	48	0	19	277	8.7	
2020-21	SLU	19-19	505/26.6	45-144	.313	20-74	.270	23-30	.767	19	54	73	3.8	31-1	27	20	2	6	133	7.0	
2021-22	Evans	19-19	576/30.3	85-242	.351	22-103	.214	55-69	.797	27	59	86	4.5	32-0	37	44	1	18	247	13.0	
TOTAL FOR Evans		19-19	576/30.3	85-242	.351	22-103	.214	55-69	.797	27	59	86	4.5	32-0	37	44	1	18	247	13.0	
TOTAL		101-82	2565/25.4	262-767	.342	103-362	.285	168-214	.785	103	267	370	3.7	172-3	138	153	3	61	795	7.9	

ACES INFO

2020-21 (SLU)

- Played and started in all 19 games.
- Posted a season-high 20 points, including four 3-pointers in the WNIT first round win over DePaul.
- Connected on four 3-pointers on her way to 16 points, two rebounds and one assist in the A-10 Championship semifinals against UMass.
- Went 5-for-7 from the field at Dayton, scoring 14 points, along with two rebounds, two assists and one block.
- Drained a perfect 4-for-4 three pointers against Dayton, on her way to 16 points, two rebounds and one assist.
- Posted her first career double-double against Bradley, recording 13 points and 10 rebounds, while also adding a career-high six assists.

2019-20 (SLU)

- Started in all 32 games.
- Held a streak of 37 consecutive made free throws at one point in the season.
- Had career highs in points (24) and free throws (8-for-11) in the win over St. Bonaventure.
- Played a career-high 39 minutes against Davidson, recording nine points and a season-high seven rebounds.
- Led the team with 15 points, including 7-of-8 from the line, in the road win over Cincinnati.
- Led SLU five times in steals, four times in points and assists and once in rebounds.
- Recorded nine double-digit scoring efforts.
- Atlantic 10 Commissioner's Honor Roll.

2018-19 (SLU)

- Atlantic 10 Rookie of the Week Dec. 10.
- Played in all 31 games and started 12.
- Paced the Billikens with 18 points vs. No. 1 Connecticut, hitting 4-of-8 from 3-point range, and tied for the team rebounding lead with four.
- Grabbed a team-high 11 rebounds vs. SIUE and a team-high five boards vs. Missouri.

PREP

- Scored 1,695 career points, more than any other player (male or female) in Saint Viator history.
- Averaged 15.0 points and 7.0 rebounds as a senior and was selected to the Illinois High School Association 3A All-State second team and the Illinois Basketball Coaches Association 3A/4A All-State second team.
- A four-time Daily Herald All-Area selection and a three-time All-Conference choice.
- State qualifier in the IHSA's Queen of the Hill 3-point shooting competition as a sophomore.

GAME-BY-GAME

Opponent	Date	GS	MIN	Total FG-FGA	PCT	3-Pointers 3FG-3FGA	PCT	FT-FTA	PCT	OFF/DEF/TOT	PF	A	TO	BLK/STL	PTS	AVG	
Austin Peay	11/09/2021	*	33:52	6-14	.429	1-6	.167	2-3	.667	2 3 5	5.0	0	2	3	0	2 15	15.0
Oakland City	11/14/2021	*	25:18	8-11	.727	2-5	.400	0-0	.000	1 4 5	5.0	2	4	0	0	2 18	16.5
Eastern Ky.	11/17/2021	*	30:19	3-9	.333	1-4	.250	0-0	.000	0 3 3	4.3	4	4	3	0	2 7	13.3
at Eastern Ill.	11/20/2021	*	24:21	2-11	.182	0-5	.000	0-0	.000	1 3 4	4.3	0	1	5	0	1 4	11.0
at Purdue Fort Wayne	11/24/2021	*	27:56	4-11	.364	3-6	.500	0-0	.000	3 4 7	4.8	3	3	1	0	0 11	11.0
Murray St.	11/30/2021	*	28:27	7-20	.350	2-9	.222	3-4	.750	2 4 6	5.0	1	0	0	0	0 19	12.3
at Miami (OH)	12/04/2021	*	33:31	9-17	.529	1-7	.143	7-8	.875	0 1 1	4.4	1	0	3	0	3 26	14.3
at Bellarmine	12/07/2021	*	24:36	4-10	.400	0-4	.000	0-0	.000	1 4 5	4.5	3	2	2	0	1 8	13.5
Morehead St.	12/11/2021	*	24:38	4-9	.444	3-4	.750	4-5	.800	2 1 4	6	4	7	0	2	1 0	21 15.7
at Butler	12/22/2021	*	34:53	2-13	.154	0-8	.000	4-5	.800	1 6 7	4.9	3	5	3	0	0 8	13.1
at Drake	01/01/2022	*	33:21	7-18	.389	3-9	.333	4-6	.667	2 2 4	4.8	0	2	2	0	0 21	13.8
at Iowa	01/02/2022	*	35:42	4-17	.235	1-6	.167	0-0	.000	1 3 4	4.8	1	1	2	0	0 9	13.4
Bradley	01/07/2022	*	37:35	7-16	.438	3-7	.429	8-12	.667	2 5 7	4.9	1	3	3	0	0 25	14.3
Illinois St.	01/09/2022	*	29:44	2-16	.125	1-8	.125	6-8	.750	1 1 2	4.7	2	2	0	0	1 11	14.1
at Indiana St.	01/18/2022	*	26:39	3-8	.375	0-3	.000	0-0	.000	1 0 1	4.5	2	0	6	0	1 6	13.5
at Loyola Chicago	01/21/2022	*	30:37	2-8	.250	0-2	.000	4-4	1.000	1 4 5	4.5	3	1	2	0	1 8	13.2
at Valparaiso	01/23/2022	*	34:18	5-14	.357	1-6	.167	2-2	1.000	0 5 5	4.5	2	1	3	1	1 13	13.2
Missouri St.	01/27/2022	*	22:44	1-8	.125	0-2	.000	7-8	.875	3 0 3	4.4	3	1	3	0	1 9	12.9
Southern Ill.	01/29/2022	*	37:55	5-12	.417	0-2	.000	4-4	1.000	3 3 6	4.5	1	3	2	0	0 14	13.0
Totals			19 576/26	85-242	.351	22-103	.214	55-69	.797	27 59	86	4.5	32	37	44	1 18	247 13.0

Player Averages

Games Played	Minutes/ game	Points/ game	FG Pct	3FG Pct	FT Pct	Rebounds/ game	Assists/ game	Turnovers/ game	Assist/Turnover ratio	Steals/ game	Blocks/ game
--------------	---------------	--------------	--------	---------	--------	----------------	---------------	-----------------	-----------------------	--------------	--------------

MAYCEE LANGE

FRESHMAN - FORWARD - 6-0
VINCENNES, IND. - LINCOLN HS



ACES INFO

PREP

- A two-time All-State honoree.
- Selected to the Indiana Junior All-Star team after averaging nearly a double-double in her third prep season.
- Recorded 15.7 points and 9.9 rebounds per contest.
- Eclipsed the 1,000 point mark becoming just the second Lady Alice to reach the milestone.
- Played a starring role in the 2019-20 campaign for Vincennes Lincoln, helping the Lady Alices to a 19-5 record.

2021-22 SEASON HIGHS

Points:
Rebounds:
Assists:
Steals:
Blocks:
FG made:
FG attempts:
3FG Made:
3FG attempts:
FT made:
FT attempts:

CAREER HIGHS

Points:
Rebounds:
Assists:
Steals:
Blocks:
FG made:
FG attempts:
3FG Made:
3FG attempts:
FT made:
FT attempts:

GAME-BY-GAME

CAREER STATS

