



2021-22 Men's Basketball

Bob Pristash - rp113@evansville.edu - Office: 812-488-2285 - Cell: 812-266-5288

FIVE NATIONAL CHAMPIONSHIPS | FIVE NCAA D-1 TOURNAMENTS | 2015 CIT CHAMPIONS

2021-22 PURPLE ACES MEN'S BASKETBALL GAME NOTES

Game
21

**Evansville (5-15, 1-8 MVC) vs.
Bradley (12-11, 6-5 MVC)**

February 5, 2022 | Ford Center | Evansville, Ind.



Evansville Purple Aces



STAT SHEET

59.3	Points Per Game	71.7
28.6	Rebounds Per Game	39.1
39.7%	Shooting Percentage	44.9%
71.2%	Free Throw Percentage	67.1%
10.2	Assists Per Game	14.0
5.8	Steals Per Game	6.7

Bradley Braves



Evansville Coaching Info

Head Coach: Todd Lickliter
Record at UE: 14-44 (3rd Season)
Career Record: 232-199 (15th Season)

Bradley Coaching Info

Head Coach: Brian Wardle
Record at BU: 105-113 (7th Season)
Career Record: 200-178 (12th Season)

2021-22 Schedule/Results

OCTOBER 2021

Oct. 30 Mount St. Joseph (exh.) W 74-45

NOVEMBER 2021

Nov. 4 Kentucky Wesleyan (exh.) W 74-64
 Nov. 9 at Cincinnati L 43-65
 Nov. 11 vs. IUPUI W 60-40
 Nov. 13 at Belmont L 43-81
 Nov. 16 DePauw W 69-58
 Nov. 20 UCF L 59-75

GULF COAST SHOWCASE

Nov. 22 vs. Rice & L 104-109 3OT
 Nov. 23 vs. Vermont & L 49-58
 Nov. 24 vs. Akron & L 60-69

Nov. 28 at Eastern Illinois W 70-54

DECEMBER 2021

Dec. 1 Southern Illinois* L 52-54
 Dec. 4 Tennessee Tech W 59-51
 Dec. 8 at SEMO L 73-75
 Dec. 18 UT Martin CANCELED
 Dec. 21 at SMU CANCELED

JANUARY 2022

Jan. 2 at UNI* L 61-83
 Jan. 8 Drake* L 59-60
 Jan. 12 at Bradley* L 47-79
 Jan. 18 Loyola* L 48-77
 Jan. 21 at Illinois State* L 56-94
 Jan. 23 Illinois State* W 56-53
 Jan. 26 UNI* L 59-64
 Jan. 29 at Missouri State* L 58-72

FEBRUARY 2022

Feb. 5 Bradley* 1PM
 Feb. 8 at Indiana State* 6PM CT
 Feb. 10 Indiana State* 6PM
 Feb. 12 at Southern Illinois* 7PM
 Feb. 16 at Drake* 7PM
 Feb. 19 Valparaiso* 1PM
 Feb. 21 at Valparaiso* 7PM
 Feb. 23 at Loyola* 7PM
 Feb. 26 Missouri State* 4PM

MARCH 2022

March 3-6 Arch Madness \$ St. Louis, Mo.

& - Gulf Coast Showcase - Fort Myers, Fla.

* - MVC Game All Times Central

Follow the game



Ford Center
Evansville, Ind.



1PM CT



ESPN+



www.GoPurpleAces.com

What you need to know...

UE rallied to take a second-half lead on Saturday at Missouri State before the Bears fended off the challenge to take the 72-58 win

Preston Phillips hauled in a career-high 12 rebounds at MSU...it tied for the highest UE tally the season

Jawaun Newton led UE on Saturday with 18 points while Shamar Givance registered 17 points and 4 assists

Last Game UE Starters



#5 Givance
 PPG 14.0
 RPG 4.0
 Assists 72
 Steals 30
 Minutes 30.7




#3 Newton
 PPG 13.8
 RPG 5.8
 Assists 26
 Steals 17
 Minutes 33.5



#30 Frederking
 PPG 7.4
 RPG 4.1
 Assists 17
 Steals 25
 Minutes 32.0



#24 Phillips
 PPG 2.2
 RPG 4.0
 Assists 17
 Steals 8
 Minutes 19.9



#10 Kuhlman
 PPG 6.4
 RPG 3.9
 Assists 29
 Steals 18
 Minutes 29.6

Follow the Aces



Purple Aces Radio Network

WJPS 107.1-Evansville/Boonville-Flagship
 WAOV 1450/97.7/97.3-Vincennes
 WRCY 1590/106.7-Mt. Vernon
 WROY 1460/92.1-Carmi, Ill.
 WYFX 106.7-Evansville

SID Contact: Bob Pristash | Office: 812-488-2285 | Cell: 812-266-5288 | rp113@evansville.edu



2021-22 Evansville Men's Basketball

2021-22 Roster



0 Gage Bobe
Guard
6-0/175/JR
Vincennes, Ind.




2 Blake Sisley
Forward
6-8/215/FR
Santa Claus, Ind.



3 Jawaun Newton
Guard
6-3/180/SR
El Paso, Texas



5 Shamar Givance
Guard
5-10/170/SR
Toronto, Ontario



10 Evan Kuhlman
Forward
6-8/215/5SR
Liberty Township, Ohio



11 Emmette Page
Guard
6-2/180/JR
Brooklyn Park, Minn.



13 Blaise Beauchamp
Guard
6-3/165/SO
Minnetonka, Minn.



15 Grant Tichenor
Guard
6-1/175/FR
Hartford, Ky.



24 Preston Phillips
Forward
6-8/190/FR
Elkhart, Ind.



30 Noah Frederking
Guard
6-4/205/5SR
Okawville, Ill.



31 Iyen Enaruna
Forward
6-9/220/SR
Amsterdam, Netherlands



34 Antoine Smith Jr.
Forward
6-7/215/JR
Westerville, Ohio



44 Trey Hall
Forward
6-9/200/SO
Willimantic, Conn.

Numerical Roster

#	Name	Pos.	Ht.	Wt.	Class	Hometown
0	Gage Bobe	G	6-0	175	JR	Vincennes, Ind.
2	Blake Sisley	F	6-8	215	FR	Santa Claus, Ind.
3	Jawaun Newton	G	6-3	180	SR	El Paso, Texas
5	Shamar Givance	G	5-10	170	SR	Toronto, Ontario
10	Evan Kuhlman	F	6-8	215	SR*	Liberty Township, Ohio
11	Emmette Page	G	6-2	180	JR	Brooklyn Park, Minn.
13	Blaise Beauchamp	G	6-3	165	SO	Minnetonka, Minn.
15	Grant Tichenor	G	6-1	175	FR	Hartford, Ky.
24	Preston Phillips	F	6-8	190	FR	Elkhart, Ind.
30	Noah Frederking	G	6-4	205	SR*	Okawville, Ill.
31	Iyen Enaruna	F	6-9	220	SR	Amsterdam, Netherlands
34	Antoine Smith Jr.	F	6-7	215	JR	Westerville, Ohio
44	Trey Hall	F	6-9	200	SO	Willimantic, Conn.

* - 5th Year Senior

Coaching Staff



Todd Lickliter
Head Coach



Logan Baumann
Associate Head Coach



Thomas Jackson
Assistant Coach



Brandon Crone
Assistant Coach



Ryan Combs
Director of Basketball Operations



Jo Griffin
Graduate Assistant

Pronunciation Guide

Logan Baumann	baw-MINN
Blaise Beauchamp	BOWE-champ
Gage Bobe	Like "LOBE" (but with a B)
Iyen Enaruna	IAN en-uh-ROO-nuh
Shamar Givance	GIVE-ince
Evan Kuhlman	COOL-min
Blake Sisley	SIS-lee
Grant Tichenor	TITCH-ner



2021-22 Evansville Men's Basketball

0		GAGE BOBE G - 6-0 - JR - Vincennes, Ind. <table> <tr> <th>PPG</th><th>RPG</th><th>FG%</th><th>FT%</th><th>MPG</th></tr> <tr> <td>1.1</td><td>0.9</td><td>19.2</td><td>40.0</td><td>12.2</td></tr> </table>	PPG	RPG	FG%	FT%	MPG	1.1	0.9	19.2	40.0	12.2	Last Gm: 1 min Notes: Tied career mark with 26 minutes and 2 rebounds at Belmont...had career-high 4 assists vs. DePauw...8 pts and 3 rb vs. Vermont	Career Highs Pts: 9 (2x) Rbs: 3 (vs. Vermont, 11/23/21) Ast: 4 (vs. DePauw, 11/16/21) Min: 26 (3x)
PPG	RPG	FG%	FT%	MPG										
1.1	0.9	19.2	40.0	12.2										
2		BLAKE SISLEY F - 6-8 - FR - Santa Claus, Ind. <table> <tr> <th>PPG</th><th>RPG</th><th>FG%</th><th>FT%</th><th>MPG</th></tr> <tr> <td>3.1</td><td>1.3</td><td>40.4</td><td>31.6</td><td>13.1</td></tr> </table>	PPG	RPG	FG%	FT%	MPG	3.1	1.3	40.4	31.6	13.1	Last Gm: 4 pts, 4 rbs Notes: Top game came vs. Tenn. Tech with 12 pts on 5-6 shooting...added 10 in road game at ILST...season high 4 rbs at MO State.	Career Highs Pts: 12 (vs. Tenn. Tech, 12/4/21) Rbs: 4 (at MO State, 1/29/22) Ast: 1 (Multiple) Min: 24:33 (vs. Drake, 1/8/22)
PPG	RPG	FG%	FT%	MPG										
3.1	1.3	40.4	31.6	13.1										
3		JAWAUN NEWTON G - 6-3 - SR - El Paso, Texas <table> <tr> <th>PPG</th><th>RPG</th><th>FG%</th><th>FT%</th><th>MPG</th></tr> <tr> <td>13.8</td><td>5.8</td><td>42.7</td><td>78.9</td><td>33.5</td></tr> </table>	PPG	RPG	FG%	FT%	MPG	13.8	5.8	42.7	78.9	33.5	Last Gm: 18 pts, 4 rbs, 3-7 3pt Notes: Scored 10+ pts in 16 of last 18 games...career-high 30 pts came vs. Rice...first two double-doubles of career came vs. Akron and at EIU.	Career Highs Pts: 30 (vs. Rice, 11/22/21) Rbs: 12 (at EIU, 11/28/21) Ast: 7 (vs. ILS, 1/10/21) Min: 52:28 (vs. Rice, 11/22/21)
PPG	RPG	FG%	FT%	MPG										
13.8	5.8	42.7	78.9	33.5										
5		SHAMAR GIVANCE G - 5-10 - SR - Toronto, Ontario <table> <tr> <th>PPG</th><th>RPG</th><th>FG%</th><th>FT%</th><th>MPG</th></tr> <tr> <td>14.0</td><td>4.0</td><td>40.7</td><td>66.3</td><td>30.7</td></tr> </table>	PPG	RPG	FG%	FT%	MPG	14.0	4.0	40.7	66.3	30.7	Last Gm: 17 pts, 7-16 FG, 4 rb, 4 ast Notes: Recorded 26 pts at EIU before resetting career high with 31 pts vs. SIU...#12 scorer in MVC...Named MVC Player of the Week on 12/6	Career Highs Pts: 31 (vs. SIU, 12/1/21) Rbs: 8 (at UT Martin, 12/2/20) Ast: 8 (2x) Min: 46 (at UT Martin, 12/2/20)
PPG	RPG	FG%	FT%	MPG										
14.0	4.0	40.7	66.3	30.7										
10		EVAN KUHLMAN F - 6-8 - 5SR - Liberty Township, Ohio <table> <tr> <th>PPG</th><th>RPG</th><th>FG%</th><th>FT%</th><th>MPG</th></tr> <tr> <td>6.4</td><td>3.9</td><td>35.4</td><td>87.5</td><td>29.6</td></tr> </table>	PPG	RPG	FG%	FT%	MPG	6.4	3.9	35.4	87.5	29.6	Last Gm: 3 pts, 4 rbs Notes: Career-high 23 pts came vs. DePauw...was 8-13 shooting and 5-7 from outside...10+ pts in 13 of last 24 games...9.3 PPG average in last 3	Career Highs Pts: 23 (vs. DePauw, 11/16/21) Rbs: 9 (at Bradley, 2/9/20) Ast: 5 (at Loyola, 2/6/21) Min: 46 (vs. Rice, 11/22/21)
PPG	RPG	FG%	FT%	MPG										
6.4	3.9	35.4	87.5	29.6										
11		EMMETTE PAGE G - 6-2 - JR - Brooklyn Park, Minn. <table> <tr> <th>PPG</th><th>RPG</th><th>FG%</th><th>FT%</th><th>MPG</th></tr> <tr> <td>1.0</td><td>0.3</td><td>12.5</td><td>100.0</td><td>5.0</td></tr> </table>	PPG	RPG	FG%	FT%	MPG	1.0	0.3	12.5	100.0	5.0	Last Gm: DNP Notes: Finished with 14 pts in exhibition opener against MSJ...scored 4 pts hitting all four FT's against Drake...hit first triple at Bradley on 1/12/22	Career Highs Pts: 4 (vs. Drake, 1/8/22) Rbs: 1 (Multiple) Ast: 1 (Multiple) Min: 13 (vs. Drake, 1/8/22)
PPG	RPG	FG%	FT%	MPG										
1.0	0.3	12.5	100.0	5.0										
13		BLAISE BEAUCHAMP G - 6-3 - SO - Minnetonka, Minn. <table> <tr> <th>PPG</th><th>RPG</th><th>FG%</th><th>FT%</th><th>MPG</th></tr> <tr> <td>6.3</td><td>1.5</td><td>40.6</td><td>70.8</td><td>16.2</td></tr> </table>	PPG	RPG	FG%	FT%	MPG	6.3	1.5	40.6	70.8	16.2	Last Gm: 7 pts, 1-2 3pt Notes: Set career scoring mark with 14 pts at UNI...made first start in the game while playing his top total of 28:45...added 13 pts in home gm vs. UNI	Career Highs Pts: 14 (at UNI, 1/2/22) Rbs: 5 (vs. IUPUI, 11/11/21) Ast: 3 (vs. Vermont, 11/23/21) Min: 28:45 (at UNI, 1/2/22)
PPG	RPG	FG%	FT%	MPG										
6.3	1.5	40.6	70.8	16.2										
24		PRESTON PHILLIPS F - 6-8 - FR - Elkhart, Ind. <table> <tr> <th>PPG</th><th>RPG</th><th>FG%</th><th>FT%</th><th>MPG</th></tr> <tr> <td>2.2</td><td>4.0</td><td>44.7</td><td>40.0</td><td>19.9</td></tr> </table>	PPG	RPG	FG%	FT%	MPG	2.2	4.0	44.7	40.0	19.9	Last Gm: 4 pts, 12 RPS Notes: Made first start vs. DePauw and finished with 6 rbs...scored top mark of 5 pts at SEMO & at ILST...career-high 12 rbs came at MO State.	Career Highs Pts: 5 (Twice) Rbs: 12 (at MO State, 1/29/22) Ast: 3 (vs. DePauw, 11/16/21) Min: 30:32 (at Bradley, 1/12/22)
PPG	RPG	FG%	FT%	MPG										
2.2	4.0	44.7	40.0	19.9										
30		NOAH FREDERKING G - 6-4 - 5SR - Okawville, Ill. <table> <tr> <th>PPG</th><th>RPG</th><th>FG%</th><th>FT%</th><th>MPG</th></tr> <tr> <td>7.4</td><td>4.1</td><td>35.5</td><td>76.5</td><td>32.0</td></tr> </table>	PPG	RPG	FG%	FT%	MPG	7.4	4.1	35.5	76.5	32.0	Last Gm: 0 pts, 0-7 FG, 0-5 3PT Notes: Set career mark with 8 rebounds in season opener at Cincinnati...hit 3 out of 4 3pt tries vs. DePauw...has 954 career points.	Career Highs Pts: 26 (vs. KWC, 11/15/18) Rbs: 8 (at Cincinnati, 11/9/21) Ast: 5 (Multiple) Min: 53:21 (vs. Rice, 11/22/21)
PPG	RPG	FG%	FT%	MPG										
7.4	4.1	35.5	76.5	32.0										
31		IYEN ENARUNA F - 6-9 - SR - Amsterdam, Netherlands <table> <tr> <th>PPG</th><th>RPG</th><th>FG%</th><th>FT%</th><th>MPG</th></tr> <tr> <td>2.4</td><td>1.3</td><td>33.3</td><td>61.5</td><td>11.2</td></tr> </table>	PPG	RPG	FG%	FT%	MPG	2.4	1.3	33.3	61.5	11.2	Last Gm: DNP Notes: Scored 7 pts and had 4 rbs vs. MSJ...hit 2 FG att vs. IUPUI and finished with 5 pts...grabbed 5 rbs at EIU.	Career Highs Pts: 17 (at Bradley, 1/17/21) Rbs: 7 (at Bradley, 1/17/21) Ast: 2 (at Loyola, 2/6/21) Min: 28 (at Bradley, 1/17/21)
PPG	RPG	FG%	FT%	MPG										
2.4	1.3	33.3	61.5	11.2										
34		ANTOINE SMITH JR. F - 6-7 - JR - Westerville, Ohio <table> <tr> <th>PPG</th><th>RPG</th><th>FG%</th><th>FT%</th><th>MPG</th></tr> <tr> <td>5.2</td><td>1.8</td><td>50.0</td><td>83.3</td><td>19.2</td></tr> </table>	PPG	RPG	FG%	FT%	MPG	5.2	1.8	50.0	83.3	19.2	Last Gm: 5 pts, 3 rbs, 18 min Notes: MVC Newcomer of the Week on 11/29/21...scored career-high 24 pts vs. Rice, hit all 9 shots including 6 triples...added 16 pts against Akron.	Career Highs Pts: 24 (vs. Rice, 11/22/21) Rbs: 4 (vs. UCF, 11/20/21) Ast: 2 (vs. Vermont, 11/23/21) Min: 40:18 (vs. Rice, 11/22/21)
PPG	RPG	FG%	FT%	MPG										
5.2	1.8	50.0	83.3	19.2										
44		TREY HALL F - 6-9 - SO - Willimantic, Conn. <table> <tr> <th>PPG</th><th>RPG</th><th>FG%</th><th>FT%</th><th>MPG</th></tr> <tr> <td>-</td><td>-</td><td>-</td><td>-</td><td>-</td></tr> </table>	PPG	RPG	FG%	FT%	MPG	-	-	-	-	-	Last Gm: DNP Notes: Redshirting in 2021-22	Career Highs Pts: 9 (at Louisville, 11/25/20) Rbs: 8 (vs. PVAMU, 11/27/20) Ast: 1 (Multiple) Min: 29 (vs. PVAMU, 11/27/20)
PPG	RPG	FG%	FT%	MPG										
-	-	-	-	-										



2021-22 Evansville Men's Basketball

By the Numbers

4

Four starters return from last year's squad who took 5th place in the MVC

28

Evansville is in its 28th season in the Missouri Valley Conference

103

The 2020-21 season marks the 103rd season of college basketball at the University of Evansville

The Opponent



- Bradley comes to the Ford Center with a 12-11 mark and are 6-5 in the MVC following a 78-65 loss at Northern Iowa on Wednesday
- The loss halted a 4-game win streak that included a road win at Drake on January 19
- Terry Roberts is the top performer for the Braves and leads the team with 15.8 points per game

- Roberts has also added team-highs in assists (106), steals (38) and 3-pointers (34)
- Three others average double figures including Rinek Mast (11.7 PPG), Ja'Shon Henry (10.4 PPG) and Malevy Leons (10.1 PPG)
- Mast averages a team-best 8.3 rebounds per game

The Series

Evansville vs. Bradley

All-Time	BU leads 36-23
in Evansville	UE leads 17-10
in Peoria	BU leads 25-5
Neutral	Tied at 1-1

Last five meetings

Date	W/L	Location	Score
1/12/22	L	Peoria, Ill.	47-79
1/17/21	L	Peoria, Ill.	55-86
1/16/21	L	Peoria, Ill.	60-69
2/9/20	L	Peoria, Ill.	58-69
1/8/20	L	Evansville, Ind.	52-72

Last Meeting



Official Basketball Box Score - Final
Evansville at Bradley
01/12/22 Center Arena, Peoria
2021-22 Men's Basketball

Game Time: 7:02 PM
Game Duration: 1:41
Attendance: 3,006

Evansville - 47

Record: 4-11 (2-6)

NO.	Name	Min	FG	3P	FT	Rebounds	Fouls	TP	AS	TO	ST	BS	BA	+	-
10	Evan Kuhlman	25:40	0-3	0-1	0-0	0 2 2	2 1	0	3	1	1	1	0	-13	
24	Preston Phillips	30:32	1-2	0-1	0-0	1 8 9	3 1	2	2	0	1	0	0	-38	
3	Jawuan Newton	30:56	5-16	2-6	4-4	2 6 8	2 4	16	0	2	1	1	3	-24	
5	Shamar Olivance	29:30	5-15	1-4	5-5	0 2 2	1 4	16	2	1	0	0	1	-18	
30	Noah Frederick	23:09	0-3	0-2	0-0	0 2 2	2 0	0	0	0	1	0	0	-21	
2	Blake Sisley	19:02	1-4	0-2	0-0	0 1 1	0 1	2	0	1	0	1	0	-21	
11	Emmette Page	07:36	1-3	1-3	0-0	0 0 0	0 0	3	0	1	0	0	0	-11	
34	Antoine Smith Jr.	08:59	1-4	1-2	0-0	0 1 1	1 0	3	0	0	0	0	0	-11	
31	Iyan Enaruna	01:31	0-0	0-0	0-0	0 0 0	0 0	0	0	0	0	0	0	0	
13	Blaise Beauchamp	17:05	2-5	1-4	0-0	0 0 0	1 0	5	0	1	0	0	0	-11	
Team						0 1 1	0	0	2						
Totals		16:55	6-25	9-9	3	23	26	13	11	47	7	9	4	3	-32

Technical Fouls: Coach 1 0 2 22

Bradley - 79

Record: 9-9 (3-3)

NO.	Name	Min	FG	3P	FT	Rebounds	Fouls	TP	AS	TO	ST	BS	BA	+	-
14	Malevy Leons	28:04	3-6	3-3	0-0	0 4 4	1 1	9	1	0	0	2	1	27	
51	Rinek Mast	28:33	9-16	2-2	3-4	6 7 13	2 4	20	2	2	0	1	1	28	
0	Terry Roberts	28:41	9-16	1-1	0-0	1 9 10	2 4	19	7	2	1	0	0	28	
10	Connor Hickman	15:39	2-3	1-2	0-0	1 1 2	3 0	5	2	0	1	0	0	6	
20	Jayson Kent	26:05	2-6	0-2	3-4	2 3 5	0 2	7	1	1	0	1	1	21	
23	Ville Tahvanainen	22:11	2-6	1-4	0-0	0 1 1	1 0	5	1	1	1	0	0	25	
3	Zek Montgomery	19:31	2-6	1-1	0-0	0 5 5	2 0	5	1	1	0	0	0	16	
34	Connor Linke	07:21	1-1	0-0	2-2	0 1 1	0 1	4	0	0	0	0	0	4	
5	Miley Howell	12:51	0-2	0-1	0-0	0 0 0	0 0	0	5	0	0	0	0	5	
1	Ari Boya	04:06	1-2	0-0	0-0	0 4 4	0 0	2	0	0	0	0	0	2	
2	Max Ekono	03:06	0-0	0-0	0-0	0 0 0	0 0	0	0	0	0	0	0	0	
25	Darius Hannah	01:52	0-0	0-0	0-0	0 0 0	0 0	0	0	1	0	0	0	0	
Team						1 1 2	0	0							
Totals		31:64	9-16	8-10	11	36	47	11	12	79	20	8	4	3	32

Technical Fouls: NONE

	EVN	BRD	Points from	EVN	BRD	Period by Period Scoring
Biggest lead	1 (1 st 17:24)	32 (2 nd 3:47)	Turnovers	2	8	1st 2nd TOT
Best Scoring Run	6 (2 nd 18:42)	10 (2 nd 15:40)	Paint	16	40	24 23 47
Lead Changes	2		Second Chance	2	11	
Times Tied	0		Fast Breaks	2	10	
Time with Lead	01:26	36:27	Bench	13	16	





2021-22 Evansville Men's Basketball



ACES RUNDOWN

2020-21 Record

9-16, 7-11 MVC

Head Coach

Todd Lickliter - 3rd season

Last Game

58-72 L at Missouri State

Last Game Top Player

Newton - 18 pts, 4 rbs, 2 blk

Assistant Coaches

Logan Baumann,
Thomas Jackson, Brandon Crone

Home Arena

Ford Center

Arena Record

116-58 - 11th season

21-22 Roster Info

8 returners, 5 newcomers,
4 returning starters

Last Postseason/NCAA

2015 CIT/1999 NCAA

Coming up in the MVC (all start time central)

Saturday, February 5

Bradley at Evansville

1PM

UNI at Drake

5PM

Indiana State at Valparaiso

6PM

Southern Illinois at Illinois State

7PM

Next three opponents...

Bradley (12-11, 6-5 MVC)



Last game - 78-65 L at UNI

Next game - at Evansville - 2/5/22

Top scorer - Terry Roberts - 15.8 PPG

Top rebounder - Rienk Mast - 8.3 RPG

Indiana State (9-12, 2-7 MVC)



Last game - 85-67 L vs. Drake

Next game - at Valparaiso - 2/5/22

Top scorer - Neese/Henry - 14.3 PPG

Top rebounder - Cameron Henry - 5.7 RPG

Southern Illinois (11-12, 4-7 MVC)



Last game - 54-69 L vs. Missouri State

Next game - at Illinois State - 2/5/22

Top scorer - Marcus Domask - 14.5 PPG

Top rebounder - Marcus Domask - 5.2 RPG

We are.....UE

There are several ways to reference the University of Evansville. Generally, the first reference should always be "University of Evansville" or "Purple Aces". Later references to our team may be "Aces" as well as just using the word "Evansville".

Our school abbreviation is "UE". Under no circumstances is it acceptable to use "EU". We are not, never have been, and never will be, the European Union.

In the spring of 2019, the entire university underwent a complete re-brand. The "UE" logo below is our primary and the "Aces" is our secondary. Both are acceptable to use at any time. If you need logo files, please email rp113@evansville.edu.



#FOR THE *Aces*



2021-22 Evansville Men's Basketball

Follow the Aces



You can find the Purple Aces on Facebook and Twitter. The Aces hoops team is on Twitter @UEAthletics_MBB. You can also follow all of the University of Evansville athletics teams on

Twitter @UEAthletics and on Facebook at University of Evansville Athletic Department.

GoPurpleAces.com is the official home of University of Evansville athletics. GoPurpleAces has the most info on Evansville

Athletics and provides daily updates on all UE sports. It is also the one place to find live streaming and audio from several Aces athletics contests.



Live Stats

Live stat links are available on the men's basketball schedule page on GoPurpleAces.com.

Media Policy

Media Availability - 2021-22 Season

University of Evansville Associate Athletics Director for Media Relations Bob Pristash is the primary media contact for Aces Men's Basketball and all interview and media requests must be directed to his attention. He can be reached via email at rp113@evansville.edu or at 812-266-5288.

Head coach Todd Lickliter and requested players will be available at allotted times in the mornings during the season. All requests must be made within 24 hours of the interview time. No exceptions. All scheduled interviews will take place in the practice facility or Ford Center, depending on practice location. Please see the schedule in game notes for a full schedule of that week.

Please contact Bob Pristash on the day of your scheduled interview to confirm location. With schedules at the Ford Center possibly changing last minute, we want to make sure you end up at the correct place. There will also be no availability on game day prior to the contest and on scheduled off days.

All photographers must notify Pristash in advance in order to attend practice. Coach Lickliter and selected players will be available following each home game in the media room of the Ford Center following a ten-minute cooling off period.

Quotes from road games will be included in the post-game release.

Postgame Press Conferences

Coach Lickliter and requested players will be available following each home game. Postgame press conferences will be held inside the media room approximately 5-7 minutes following the completion of the game.

The Opening Tip

- Following the postponement of Wednesday's game at Valparaiso, the University of Evansville men's basketball team returns to action on Saturday with a 1 p.m. game against Bradley at the Ford Center
- ESPN+ and the Purple Aces Radio Network will have the coverage

Schedule Update

- Schedule adjustments have been set following Wednesday's postponement
- UE will face the Beacons on Feb. 19 at the Ford Center with a new start time of 1 p.m.
- The road game is set for Monday, Feb. 21 at 7 p.m.

Approaching 1K

- Noah Frederiking has 954 points in his UE career and is set to become the 51st member of the programs 1,000-point club
- The last player to reach 1,000 was K.J. Riley, who did so in 2019 and finished with 1,062 in his career

Last Time Out

- Trailing by seven at halftime, the Aces rallied to take a 4-point lead in the second half at Missouri State on Saturday before the Bears regrouped to finish with a 72-58 win
- Freshman Preston Phillips scored four points while setting a career-high 12 rebounds...his 12 boards tied for the top team total this season
- Jawaun Newton recorded 18 points while Shamar Givance scored 17...Newton added two blocks while Givance had four assists
- Evansville's defense held the Bears to 39.7% shooting - the lowest percentage UE has held a Valley team to in 2021-22

Taking Care of Business

- Senior Jawaun Newton led UE with 18 points at Missouri State while improving his season average to 13.8 PPG
- His total is second on the team and 13th in the MVC...Newton paces UE with 5.8 rebounds per game while ranking 10th in the Valley
- While his season shooting stands at 42.7%, he looks to reverse a recent trend that has seen him shoot 34.7% (26/75) over the last six games
- Since opening the season with 5 points at Cincinnati, Newton has averaged 14.2 points with his career game coming against Rice where he scored 30 points on a 12-of-25 shooting effort
- Newton continues to rack up the rebounds a the top level of his career, pacing the squad with 5.8 per game
- His rebounding numbers have risen each season from 2.2 (FR), 2.8 (SO), 4.4 (JR) and 5.8 as a senior in 2021-22
- He set his career mark with 12 at Eastern Illinois
- On the offensive end, Newton opened the Gulf Coast Showcase with a career-high of 30 points, marking the Aces first such effort since 2019
- It took until his 89th game to record the first double-double of his career, but #2 came just four days later...Newton registered 19 points and 10 boards on Nov. 24 versus Akron and followed that up with 13 points and 12 caroms at EIU
- Over the first 48 games of his college career, Newton did not reach the 10-point mark in scoring, but over his last 53 contests, he has done so 36 times

Still Going Strong

- With 15 seconds remaining in a tie game on January 23, Shamar Givance hit what would prove to be the game-winner in a 56-53 win over Illinois State
- The senior led UE with 18 points in the game and continues to lead the team with 14.0 PPG, which ranks 12th in the MVC
- He had a strong effort at Missouri State, scoring 17 points while adding 4 assists
- Givance is third in the Valley with 1.5 steals per game while his 3.6 assists/contest ranks 6th
- He continues to score at the top rate of his career with his average...as a junior he finished with 13.3 PPG
- In the MVC opener against SIU, he set his career mark with 31 points on 11-of-16 shooting and has scored in double figures in 15 out of 20 games this season
- While his scoring output has been outstanding, he looks to get back on track with his accuracy, which stands at 32.5% (39/120) over the last nine games
- He has 4 or more helpers in 10 of the last 17 games including a season-high of 7 against DePauw
- On Dec. 6, Givance was named the MVC Player of the Week for the second time in his career after scoring a career-high 31 points against Southern Illinois before adding 15 points and 7 rebounds against Tennessee Tech
- He had an excellent finish to last season, earning MVC Player of the Week honors to complete the regular season before earning a spot on the All-MVC Second Team
- Over the course of last season, he averaged 13.3 points per game (9th in MVC) while posting 4.0 assists (2nd in MVC) and 1.6 steals (#1 in MVC)
- The native of Toronto has had with multiple assists in 37 of his last 41 games

Clutch Rebounds

- UE freshman Preston Phillips has been getting better and better as the season has progressed
- Making a total of 9 starts this season, Phillips has averaged 2.2 points and 4.0 rebounds per game while seeing an average of 19.9 minutes of work
- The rebounding for Phillips is what has evolved even more over the last three contests - during that span, he has hauled in an average of 7.33 caroms, which includes a career-high of 12 in the road game at Missouri State
- On the offensive side, Phillips has knocked down 7 of his last 11 attempts.
- In the home win over Illinois State, his offensive board with 26 seconds remaining in a tie game led to the game winner from Shamar Givance...it was his sixth carom of the game
- Phillips has started 7 games in a row and 9 overall
- He had a strong performance at Bradley that saw him set his freshman mark in minutes played (30:32)
- His top tally of five points came in the road contests at SEMO and Illinois State
- Averaging 19.9 minutes per game, Phillips has played at least 15 minutes in nine consecutive outings while averaging 27.0 minutes over the last 6 games



2021-22 Evansville Men's Basketball

Quick Facts

General Information

Name	University of Evansville
Founded	1854
Location	Evansville, Ind.
Enrollment	2,822
Nickname	Purple Aces
Colors	Purple, White and Orange
National Affiliation	NCAA Division I
Conference	Missouri Valley Conference
Home Floor/Capacity	Ford Center/8,930
President	Christopher M. Pietruszkiewicz
Director of Athletics	Mark Spencer
Athletic Ticket Office	812-488-ACES

Coaching Staff

Head Coach	Todd Lickliter (Butler, '79)
Record at Evansville	14-44 - 3rd season
Overall Record	232-199 - 15th season
Associate Head Coach	Logan Baumann (Louisville, '15)
Assistant Coach	Thomas Jackson (Butler, '02)
Assistant Coach	Brandon Crone (Butler, '07)
Director of Basketball Operations	Ryan Combs
Graduate Assistant	Jo Griffin
Associate Head Athletic Trainer	Cody Jefferson

Team Information

2020-21 Overall Record	9-16
2020-21 Missouri Valley Record/Finish	7-11 (5th)
Starters Returning/Lost	4/1
Letterwinners Returning/Lost	8/4
Newcomers	6

History

First Year of Basketball	1919-20
Overall Record	1,412-1,148 (.554), 103rd Season
NCAA College Division National Champions	1959, 60, 64, 65, 71
Missouri Valley Record	199-294 (.407), 27th season
Ford Center Record	116-58 (.667), 11th season
Last Postseason	5-0 in 2015 CIT
W, 82-77 vs. IPFW; W, 83-68 at Eastern Illinois; W, 89-82 at Louisiana;	
W, 79-66 vs. UT Martin; W, 71-65 vs. Northern Arizona	
NCAA Tournament Appearances	5 (1982, 1989, 1992, 1993, 1999)
Last NCAA Appearance	L, 95-74 vs. Kansas (1999 First Round)
NIT Appearances	2 (1988, 1994)
Last NIT Appearance	L, 76-63 vs. Tulane (1994 First Round)
CIT Appearances	2 (2013)
Last CIT Appearance	L, 58-81 at East Carolina (2013 Semifinals)
CBI Appearances	1 (2011)
Last CBI Appearance	L, 95-86 vs. Princeton (2012 First Round)

Media Relations

Associate AD for Media Relations (MBB contact)	Bob Pristash
Office	(812) 488-2285
Cell	(812) 266-5288
E-Mail	rp113@evansville.edu
Sports Information Fax	(812) 488-2199
Mailing Address	1800 Lincoln Avenue
.....	Evansville, In 47722
Official Athletics Website	www.GoPurpleAces.com

Defensive Improvement

- The last three games have seen Evansville's defense show a strong improvement from a stretch that was capped off by Illinois State shooting 70.2% in Redbird Arena on January 21
- A 2-game stretch saw Loyola and ISU combine to hit 67 out of 100 attempts (67.0%)
- Since that time, the Aces have seen just one of its last three opponents shoot 50%+ (first time this season)
- The last three games have seen the UE defense hold the opposition to just 42.9% (67-of-156)

Clamping Down

- Through nine homes games, the UE defense has shined, allowing the opposition to score an average of just 59.1 points per game...just two opponents have scored over 64 points at the Ford Center this season
- On January 23, the Aces held Illinois State to a season-low 53 points
- In nine road/neutral site games, the opposition has averaged 76.7 PPG

What a Turnaround

- In a January home-and-home with Illinois State, the Aces saw a massive turnaround over the course of 48 hours
- On Jan. 21 Redbird Arena, ISU defeated UE by a final of 94-56 while shooting 70.2% from the field...a quick transition saw the squads match up two days later at the Ford Center and a focused UE squad earned a scrappy 56-53 win
- Interestingly enough, UE scored the same number of points in each game, but the defense held ISU to 41 fewer points on Jan. 23
- It was the top defensive improvement from one game to the next since 2017 (not including a pair of 3OT games) - following a 109-83 loss at Wichita State on 2/21/17, UE rebounded with a 65-63 home win over Indiana State on the 25th
- Evansville forced a season-low five turnovers in the road contest, but came back to force the highest turnover total of 21 in the home victory

Scoring Numbers

- UE has scored 61 points or fewer in seven consecutive games since January 2
- That is the longest such streak since the 1947-48 campaign between 1/22/48 and 2/13/48
- Over the course of the season, the Aces are averaging 59.2 PPG, 345th in the nation

Scoring Numbers

- Since the start of 2018-19, the Aces are 5-36 when scoring 60 points or less
- Since the start of the 2013-14 campaign, UE is 84-30 when scoring 70 or more but 45-116 when finishing under that mark

Back in Form

- Noah Frederking hit 5 of his 9 attempts to finish with 14 points in the home win over the Redbirds
- He has worked to regain his stroke from outside and has drained 9 of his last 26 3-point tries over the last five games
- That is a massive turnaround from the nine games prior where he hit 11 out of 55 outside attempts
- Frederking is averaging 7.4 points on the season and is approaching 1,000 points in his career with his total currently sitting at 954
- At SEMO, he scored 15 points, marking his first double figure game since Nov. 22 against Rice...he followed that up with 8 tallies at UNI
- Frederking recorded his first double figure game of the season versus DePauw, scoring 11 points while hitting 3 of his 4 outside tries before adding 12 against UCF and a season-high of 16 against Rice
- Finishing with 8 rebounds against the Bearcats, Frederking surpassed his previous high of five...he led the team in that stat while tying for the top total in the game
- The Okawville, Ill. product is coming off of his top collegiate season, recording an average of 10.2 points per contest while reaching double figures on 14 occasions
- He led the team with 55 3-point makes while hitting 40.7% of his attempts (4th in the MVC)

Taking Care of the Ball

- Over the last 13 games, UE has turned the ball over a total of 130 times, an average of 10.0 per game...the Aces finished with single digit turnovers in six of those contests
- The recent average has seen Evansville lower its season average to 11.4/game while its most recent pace would lead the MVC (Missouri State has low season average of 10.5/game)
- That is a huge disparity from the first seven outings where UE committed 99 turnovers, an average of 14.1 per game

Finding His Rhythm

- Blake Sisley continues to raise his level of play while earning more playing time as his freshman season has progressed
- After scoring a total of three points in his first six games, Sisley has averaged 4.7 points in the last 10 outings
- His top game saw him hit 5 out of 6 attempts on his way to 12 points versus Tennessee Tech before hitting both 3-point tries on the way to 10 points at Illinois St.
- Sisley has earned more playing time as the season has moved along, culminating in his top total of 24:33 against Drake...entering the EIU game, Sisley played an average of 4.2 minutes per game and had not seen the floor for more than 8 minutes in any contest...since then, he has played 12+ minutes in 11 out of 12 games
- Over the last nine outings, Sisley has drained 6 out of 16 attempts from outside



2021-22 Evansville Men's Basketball

Finishing Strong

- Evan Kuhlman entered the Jan. 23 game against Illinois State averaging 5.9 PPG while reaching double figures in one of the prior 9 games
- In the three games since, Kuhlman has averaged 9.3 points per game while improving his season mark to 6.4
- The fifth year forward scored 12 in the win over Illinois State before registering 13 against Northern Iowa
- He is 5-for-8 from outside in the last three games
- Kuhlman's assist numbers have gone up since December, finishing with multiple helpers in five of the last eight games
- After reaching double figures in the final six games last spring, Kuhlman has done so in six games thus far (13 out of 24 overall)
- Kuhlman scored a career-high 23 points while hitting 5 out of 7 3-point attempts against DePauw
- He scorched the nets in the opening part of the season, going 16-for-40, but has gone 18-for-59 since
- Playing in front of the home crowd in the opener at Cincinnati, Kuhlman tied for the team lead with 11 points and 6 boards...he followed that up with 13 points in the win over IUPUI
- He averaged a career-high 9.3 points per game while reaching double figures in each of the final six games of last season
- Kuhlman emerged as one of the top long range shooters in the MVC last season, finishing 6th in 3-point percentage (40.2%) and 8th in 3-point makes with 1.8 per game
- In 2019-20, he did not reach double figures in any of the first 17 games, but since then, he has hit the mark in 23 of his last 51 games

Beauchamp Strikes Again

- Blaise Beauchamp set his career scoring high with 14 points in the road game at Northern Iowa and enjoyed another solid outing at home versus the Panthers, scoring 13 points on 5-of-7 shooting and a 3-4 showing from outside
- In two games against UNI, he averaged 13.5 PPG while hitting 10 out of 19 field goal tries and 7 out of 14 3-pointers...he had another nice game at Missouri State, recording seven points
- Beauchamp made his first career start in Cedar Falls, which is close to his home town of Minnetonka, Minnesota and finished the contest with a career-high 14 points while playing his top total of 28:45
- Throughout his first season in Evansville, Beauchamp has reached double figures six times and is averaging 6.3 PPG on the season

Near the Top

- Antoine Smith Jr. earned MVC Newcomer of the Week recognition on Nov. 29 and has continued to play well since that time with 44.0% of his outside attempts finding the bottom of the net
- After opening the season going 1-for-8 from the field, Smith has converted 37 of his last 68 attempts - 54.4%
- From outside, Smith hit 3 of first 10 attempts but has drained 19 of his last 40 for the season
- In four games leading to his Nov. 29 newcomer award, Smith averaged 13.5 points per game and reached double figures on three occasions
- Highlighting the week was a career-high of 24 points against Rice where he was a perfect 9-for-9 from the floor and 6-of-6 from 3-point distance
- He added 16 points against Akron before completing the week with 10 points at EIU
- He has multiple rebounds in 12 out of 20 games

Using The 3

- One of the staples of the Evansville offense last season was its outside shooting, the 3-point shot accounted for 44.5% of the Aces offense - the second-highest tally in the NCAA
- As a team, UE averaged 9.6 triples per game (20th in the nation) while hitting a total of 240 (29th in the country)
- Through the 25-game season, 49.0% of the Aces field goal attempts came from outside marking the third year in a row that over 40% of UE's field goal tries have come beyond the arc (43.7% in 2018-19, 42.4% in 2019-20)
- On 12/28/20, UE tied the school record with 17 3-point makes at SIU
- Evansville attempted 33 triples in game one against UNI before taking 32 attempts in the second contest; the 33 attempts was a UE Ford Center record while the 32 in the finale tied the previous mark set in 2018 against KWC
- In the 21-22 campaign, 48.3% (516/1068) of UE's attempts have come from outside while 164 out of 424 made baskets (38.7%) have been triples

Maybe a Record?

- On Nov. 16, UE and DePauw combined to make 5 free throws in the game
- It is the lowest tally on record in UE's Division I history and could be a record low for the program
- Last season, UE and Valparaiso combined for six makes from the line, one of multiple occasions a UE game has finished with 6

Aces vs. Ranked Opponents

Since the 1948-49 season, the University of Evansville has squared off against 73 ranked opponents, posting a 17-56 mark. Evansville defeated top-ranked Kentucky on Nov. 12, 2019.

Date	Rank	Team	H/A	Score
1/18/22	22	Loyola	H	L, 48-77
11/12/19	1	Kentucky	A	W, 67-64
12/20/17	4	Duke	A	L, 40-104
2/21/17	25	Wichita State	A	L, 83-109
11/11/16	13	Louisville	A	L, 47-78
1/31/16	22	Wichita State	H	L, 65-78
2/25/15	10	Northern Iowa	A	L, 57-68
2/22/15	13	Wichita State	A	L, 43-62
1/17/15	13	Wichita State	H	L, 41-61
1/1/15	23	Northern Iowa	H	W, 52-49
3/7/14	2	Wichita State	N	L, 58-80
2/16/14	2	Wichita State	H	L, 68-84
2/1/14	3	Wichita State	A	L, 67-81
2/16/13	23	Creighton	H	L, 68-71
1/13/13	23	Wichita State	H	W, 71-67
12/29/12	12	Creighton	A	L, 70-87
12/22/12	19	Butler	A	L, 67-75
11/10/12	22	Notre Dame	A	L, 49-58
3/3/12	24	Creighton	N	L, 71-99
2/7/12	15	Creighton	H	W, 65-57
12/6/11	6	North Carolina	A	L, 48-97
11/27/10	23	Butler	A	W, 71-68 (OT)
2/23/10	25	Northern Iowa	H	W, 55-54
11/21/09	11	Butler	H	L, 60-64
12/18/08	1	North Carolina	A	L, 73-91
2/9/08	16	Drake	A	L, 65-73
11/17/07	25	Butler	H	L, 47-60
2/24/07	13	Southern Illinois	A	L, 69-76
12/22/06	16	Butler	A	L, 65-76
3/6/04	15	Southern Illinois	N	L, 67-93
2/18/04	20	Southern Illinois	H	L, 69-84
1/17/04	24	Creighton	A	L, 53-72
12/27/03	22	Purdue	A	L, 62-82
1/23/03	10	Creighton	H	W, 74-66
1/15/03	13	Creighton	A	L, 56-93
12/3/02	25	Western Kentucky	H	W, 81-76
12/21/96	13	Indiana	N	L, 57-75
11/27/96	22	Indiana	N	L, 73-74
1/22/94	22	Xavier	H	W, 91-61
3/18/93	10	Florida State	N	L, 70-82
3/13/93	22	Xavier	N	W, 80-69
12/18/90	21	Michigan State	A	L, 76-81
2/15/90	22	Xavier	A	L, 52-71
1/18/90	20	Xavier	H	W, 59-51
12/20/89	25	Michigan State	H	L, 66-80
3/19/89	11	Seton Hall	N	L, 73-87
1/21/87	6	DePaul	H	L, 68-78
2/28/84	5	DePaul	A	L, 65-96
12/19/83	7	Purdue	H	W, 80-65
2/10/82	3	DePaul	A	L, 58-59
2/9/81	3	DePaul	H	L, 53-61
12/15/80	3	UCLA	A	L, 62-69
2/26/80	1	DePaul	A	L, 94-105
12/10/77	11	Indiana State	A	L, 76-102
12/19/73	10	Long Beach State	H	L, 67-75
12/27/69	13	Jacksonville	H	L, 70-100
12/20/69	12	Purdue	H	W, 80-78
12/10/69	17	Colorado	A	L, 66-97
12/28/68	14	New Mexico State	H	L, 75-86
12/21/61	8	Purdue	H	L, 77-83
12/7/60	6	Utah	A	L, 77-132
12/1/59	-	Iowa	H	L, 84-86
12/21/57	13	UCLA	H	W, 83-76
1/1/54	-	Maryland	N	L, 58-66
2/14/53	-	Washington (Mo.)	A	L, 71-79
12/3/52	-	Murray State	H	L, 79-80
12/17/51	19	Eastern Kentucky	A	L, 66-86
2/6/51	-	Murray State	A	L, 61-70
12/9/50	-	Dayton	N	W, 60-54
2/15/50	-	Louisville	N	W, 79-61
1/18/50	-	Western Kentucky	N	L, 69-73
12/10/49	-	Bowling Green	N	W, 73-71
2/8/49	-	Western Kentucky	A	L, 47-71



2021-22 Evansville Men's Basketball

Around the Valley

MVC Standings

SCHOOL	CONF	OVERALL
Loyola	7-2	16-4
Drake	7-2	16-6
Missouri State	7-3	16-7
UNI	7-3	11-9
Bradley	6-4	12-10
Southern Illinois	4-6	11-11
Illinois State	3-6	10-12
Valparaiso	3-7	10-12
Indiana State	2-6	9-11
Evansville	1-8	5-15

MVC Preseason Poll - 2021-22

School (First Place Votes)	TOTAL
1 Drake (29)	411
2 Loyola (8)	363
3 UNI (6)	354
4 Missouri State	325
5 Southern Illinois	228
6 Bradley	171
7 Valparaiso	151
8 Evansville	148
9 Indiana State	147
10 Illinois State	68

2021-22 Preseason All-Conference Team

FIRST TEAM

AJ Green, UNI
Tyreke Key, Indiana State
Isiah Mosley, Missouri State
Roman Penn, Drake
Gaige Prim, Missouri State

SECOND TEAM

Marcus Domask, Southern Illinois
ShanQuan Hemphill, Drake
Ben Krikke, Valparaiso
Austin Phyfe, UNI
Lucas Williamson, Loyola

THIRD TEAM

Shamar Givance, Evansville
Ja'Shon Henry, Bradley
Lance Jones, Southern Illinois
Rienk Mast, Bradley
Braden Norris, Loyola

Evansville's Record Against The Valley

School	Overall	Home	Away	Neutral
Bradley	23-36	17-10	5-25	1-1
Drake	28-29	17-9	10-18	1-2
Illinois St.	21-47	15-17	5-25	1-5
Indiana St.	82-96	53-33	26-62	3-3
Loyola	28-26	15-12	11-14	2-0
Missouri St.	36-40	23-13	11-23	2-4
UNI	28-34	21-10	7-20	0-4
Southern Ill.	58-75	38-27	19-45	1-3
Valparaiso	72-20	43-6	28-13	1-1

2021-22 Starting Lineups

Mt St Joseph (Exh)	Givance	Frederking	Smith	Kuhlman	Enaruna
KY Wesleyan (Exh)	Givance	Newton	Frederking	Kuhlman	Enaruna
at Cincinnati	Givance	Newton	Frederking	Kuhlman	Enaruna
IUPUI	Givance	Newton	Frederking	Kuhlman	Enaruna
at Belmont	Givance	Newton	Smith	Kuhlman	Enaruna
DePauw	Givance	Newton	Frederking	Kuhlman	Phillips
UCF	Givance	Newton	Frederking	Kuhlman	Phillips
Rice	Givance	Newton	Frederking	Smith	Kuhlman
Vermont	Givance	Newton	Frederking	Smith	Enaruna
Akron	Givance	Newton	Frederking	Smith	Kuhlman
Eastern Illinois	Givance	Newton	Frederking	Smith	Enaruna
Southern Illinois	Givance	Newton	Frederking	Smith	Kuhlman
Tennessee Tech	Givance	Newton	Frederking	Smith	Kuhlman
SEMO	Givance	Newton	Frederking	Smith	Kuhlman
UNI	Beauchamp	Newton	Frederking	Smith	Kuhlman
Drake	Givance	Newton	Frederking	Kuhlman	Phillips
Bradley	Givance	Newton	Frederking	Kuhlman	Phillips
Loyola	Givance	Newton	Frederking	Kuhlman	Phillips
at Illinois State	Givance	Newton	Frederking	Kuhlman	Phillips
vs. Illinois State	Givance	Newton	Frederking	Kuhlman	Phillips
UNI	Givance	Newton	Frederking	Kuhlman	Phillips
Missouri State	Givance	Newton	Frederking	Kuhlman	Phillips

Number of games with...

Double Figure Points	Career	21-22	20-21	19-20	18-19	17-18
Shamar Givance	38	15	19	1	3	-
Noah Frederking	36	6	14	5	7	4
Jawaun Newton	35	17	14	4	-	-
Evan Kuhlman	30	7	11	6	6	-
Blaise Beauchamp	6	6	-	-	-	-
Antoine Smith Jr.	4	4	-	-	-	-
Iyen Enaruna	2	-	2	-	-	-
Blake Sisley	2	2	-	-	-	-

20+ Points Scored	Career	21-22	20-21	19-20	18-19	17-18
Shamar Givance	6	2	4	-	-	-
Jawaun Newton	5	2	3	-	-	-
Noah Frederking	3	-	2	1	-	-
Evan Kuhlman	2	1	1	-	-	-
Antoine Smith Jr.	1	1	-	-	-	-

30+ Points Scored	Career	21-22	20-21	19-20	18-19	17-18
Shamar Givance	1	1	-	-	-	-
Jawaun Newton	1	1	-	-	-	-

40+ Points Scored	Career	21-22	20-21	19-20	18-19	17-18
N/A						

10+ Rebounds	Career	21-22	20-21	19-20	18-19	17-18
Jawaun Newton	2	2	-	-	-	-

Double-Doubles	Career	21-22	20-21	19-20	18-19	17-18
Jawaun Newton	2	2	-	-	-	-

Tracking the Aces

Opponent	Largest Lead	Largest Deficit	Lead Changes
Cincinnati	3	22	3
IUPUI	22	0	0
Belmont	0	46	0
DePauw	11	7	8
UCF	3	21	5
Rice	15	7	3
Vermont	7	16	1
Akron	2	13	2
Eastern Illinois	25	0	0
Southern Illinois	0	17	0
Tennessee Tech	8	2	10
SEMO	5	7	16
UNI	3	23	2
Drake	10	9	6
Bradley	1	32	2
Loyola	6	31	1
at ILST	0	40	0
vs. ILST	8	8	5
UNI	1	15	2
at MO State	4	16	2



2021-22 Evansville Men's Basketball

UE Stat Rankings (1/30/22)

TEAM STATS

CATEGORY	MVC Rank	NCAA Rank	Actual
Scoring Offense	10	345	59.2
Scoring Defense	6	167	68.5
Scoring Margin	10	329	-9.3
Free Throw Pct.	8	170	71.2
Field Goal Pct.	10	334	39.7
Field Goal Pct. Defense	10	345	48.4
3-Point FG Pct.	10	269	31.8
3-Point FG Pct. Defense	10	348	39.8
Rebounding Margin	10	333	-5.4
Blocked Shots	7	318	2.1
Assists	10	335	10.2
Steals	7	269	5.8
Turnover Margin	5	191	0.1
Assist/Turnover Ratio	10	272	0.89
Offensive Rebounds	10	350	5.80
Defensive Rebounds	10	325	22.80

INDIVIDUAL STATS (MVC Rankings)

Scoring

Shamar Givance	12	14.0/game
Jawaun Newton	13	13.8

Rebounding

Jawaun Newton	10	5.8/game
---------------	----	----------

Assists

Shamar Givance	6	3.6/game
----------------	---	----------

Steals

Shamar Givance	3	1.5/game
Noah Frederking	7	1.3

Assist/Turnover Ratio

Preston Phillips	9	1.9
------------------	---	-----

Offensive Rebounds

Jawaun Newton	10	1.5/game
---------------	----	----------

Minutes Played

Jawaun Newton	6	33.5/game
Noah Frederking	10	31.9
Shamar Givance	13	30.8

A Defensive Clinic

- For the first time since Nov. 30, 2016, the Aces held an opponent to 40 points or fewer as the defense limited the Jaguars to 40 tallies on Nov. 11
 - Prior to that, the last time Evansville did so was against Wabash in 2016...it was the first such effort against a Division I foe since 1/9/16 when the Aces held Bradley to just 35 points in a 67-35 home win
 - The defense was able to hold each IUPUI scorer to single digits marking the first time an opponent has not had a double figure scorer since Drake on Feb. 25, 2014

Triple Play

- One of the top 3-point shooting teams in the nation last year, UE has started to heat up from outside over the last 18 contests, hitting an average of 8.5 triples per game
 - A season high of 12 triples were converted against Rice before UE drained 11 on the road at Eastern Illinois and home against UNI

Preseason Notes

- Four starters highlight an experienced group that heads into the 2021-22 season with Evan Kuhlman, Noah Frederking, Jawaun Newton and Shamar Givance back in the lineup
 - The lone starter to graduate as Jax Levitch, who started last season for UE as a graduate transfer
 - Six newcomers join the team including four freshmen, a sophomore and a junior
 - Only a year removed from an 0-18 mark in the Missouri Valley Conference, the Purple Aces won seven league games a season ago...UE is just the second team in MVC history to follow a winless conference season with seven victories
 - Southern Illinois was 0-16 in 1980-81 but rebounded to go 7-9 a year later
 - The 7-game improvement for UE is the best that the conference has seen since Loyola went from eight league wins in 2016-17 to 15 a season later
 - Evansville was the first team to jump from 10th in the MVC standings to a top five seed since Drake went from 10th in 2017 to 4th place in 2018

First Time for Everything

- Last season, Evansville became the first team in MVC history to average double digit 3-point makes in conference only games
 - The Aces finished with 10.0 3-pointers per contest in its 18-game Valley slate...the closest any other team came was the 2007-08 Bradley squad, who finished with 9.8 triples per contest

New to the Crew

#2 Blake Sisley

- Native of Santa Claus, Ind. attended Heritage Hills HS. As a senior, he averaged 22.6 points over the course of 22 games. Finished HS career with 1,554 points and four Pocket Athletic Conference Championships. Recorded 19.4 PPG as a junior.

#13 Blaise Beauchamp

- Spent freshman season of college at Lincoln Trail (Ill.) CC where he burst onto the scene averaging 19.0 points per game. Overall, he was a 43.8% shooter and knocked down 80.3% of his free throws. In his final game of the year, he posted 32 points on 10-of-21 shooting against Lake Land College.

#15 Grant Tichenor

- Joins UE from Ohio County HS in Hartford, Ky. Earned four letters in basketball while being named All-District Academic Team and All-State Academic Honorable Mention in all four years of school

#24 Preston Phillips

- Originally from Elkhart, Ind., he was a sharpshooter for Don Bosco Academy (Ind.). Last season, he hit 71% of his attempts inside the arc while finishing at 43% from outside while averaging 13 points. Before that, he was at Jimtown HS where he recorded 14.9 points and 7.4 rebounds per game.

#34 Antoine Smith Jr.

- Began college career at Incarnate Word where he started 14 games and posted 7.3 PPG as a freshman. Last year, he played at Collin County (Texas) CC where he scored 15 points while grabbing 6.6 rebounds per game. Smith was named a 1st Team All-Conference player in the North Texas College Athletic Conference. Along with a Newcomer of the Year award, he was named to the All-Region 5 Team.



2021-22 Evansville Men's Basketball

Times Leading the Aces in 2021-22

Player	PTS	RBS	AST	BLK	STL
Blaise Beauchamp	2	-	1	1	1
Gage Bobe	-	-	-	-	1
Iyen Enaruna	-	-	1	-	1
Noah Frederking	1	5	-	2	7
Shamar Givance	9	2	15	-	10
Evan Kuhlman	2	4	4	8	4
Jawaun Newton	10	9	1	4	6
Preston Phillips	-	2	1	5	2
Blake Sisley	1	-	-	2	-
Antoine Smith Jr.	-	-	-	1	-

- includes times tied for team high

UE Program Single Game Records

TEAM RECORDS

Points	136 - vs. Butler - 2/9/91
Field Goals	53 - vs. DePauw - 1/9/65
Shooting Percentage	72.5% - vs. WKU (29/40) - 12/12/81
3-Point Field Goals	17 - 3x, last at SIU - 12/28/20
Highest 3-PT % (10+ att)	83.3% (10/12) - vs. Butler - 2/9/91
Most Free Throw Makes	46 - Twice, last vs. Butler - 2/9/91
Highest FT% (20+ att)	95.5% - Twice, last vs. Charleston Southern - 12/6/97
Most Rebounds	87 - vs. St. Joseph's (Ind.) - 1958-59 Season
Most Blocked Shots	11 - Twice, last vs. Indiana State - 12/10/90
Most Assists	34 - vs. Earlham - 11/15/14

INDIVIDUAL RECORDS

Points
65 by Scott Haffner vs. Dayton - 2/18/89
Field Goals
23 by Scott Haffner vs. Dayton - 2/18/89
Field Goal Percentage (12+ att)
94.4% (17/18) by DeAndre Williams vs. Miami Ohio - 12/7/19
3-Point Field Goals
11 by Scott Haffner vs. Dayton - 2/18/89
3-Point Field Goal Percentage (8+ att)
100% (9/9) by Marcus Wilson at UT Martin - 11/18/98
Most Free Throws
20 by D.J. Balentine vs. Illinois State - 2/12/14
20 by Matt Webster vs. Lipscomb - 12/16/06
Highest Free Throw Percentage (15+ att)
100% (18/18) by Shy Ely vs. Creighton - 2/13/08
100% (15/15) by Marcus Wilson at Drake - 1/2/99
Most Rebounds
31 by Dale Wise vs. Kentucky Wesleyan and Ball State - 1959-60
31 by Jim Smallins vs. Kentucky Wesleyan - 1956-57 Season
Most Assists
15 by Jeremy Stanton vs. Illinois State - 2/12/01
Most Blocked Shots
8 - 3 times - last by Egidijus Mockevicius vs. Drake - 3/6/14 & - Arch Madness Record

2021-22 Highs/Lows

Most Points Scored 104 vs. Rice - 11/22/21	Most Assists 16 vs. DePauw - 11/16/21	Fewest Turnovers 5 - 2x
Fewest Points Scored 43 - 2x	Fewest Assists 7 - Multiple	Most Blocked Shots 6 by Cincinnati - 11/9/21
Most Field Goal Makes 39 vs. Rice - 11/22/21	Most Turnovers 20 - Twice	Fewest Blocked Shots 0 - Twice
Fewest Field Goal Makes 14 - 2x	Fewest Turnovers 4 at SEMO - 12/8/21	Most Steals 10 by Belmont - 11/13/21
Most Field Goal Attempts 76 vs. Rice - 11/22/21	Most Blocked Shots 6 at Eastern Illinois - 11/28/21	Fewest Steals 2 - Twice
Fewest Field Goal Attempts 38 vs. IUPUI - 11/11/21	Fewest Blocked Shots 0 vs. Loyola - 1/18/22	UE INDIVIDUAL HIGHS
Highest FG% 53.8% vs. DePauw - 11/16/21	Most Steals 12 vs. IUPUI - 11/11/21	Most Points Scored 31 by Shamar Givance vs. SIU - 12/1/21
Lowest FG% 25.9% at Cincinnati - 11/9/21	Fewest Steals 1 - Twice	Most Field Goal Makes 12 by Jawaun Newton vs. Rice - 11/22/21
Most 3-Point Makes 12 vs. Rice - 11/22/21	OPPONENT HIGHS/LOWS	Most Field Goal Attempts 25 by Jawaun Newton vs. Rice - 11/22/21
Fewest 3-Point Makes 5 at Missouri State - 1/29/22	Most Points Scored 109 vs. Rice - 11/22/21	Most 3-Point Makes 6 by Antoine Smith Jr. vs. Rice - 11/22/21
Highest 3-PT% 43.5% vs. DePauw - 11/16/21	Fewest Points Scored 40 vs. IUPUI - 11/11/21	Most 3-Point Attempts 10 - Beauchamp/Frederking - Both at UNI - 1/2/22
Lowest 3-PT% 22.7% at Missouri State - 1/29/22	Highest FG% 70.2% by Illinois State - 1/21/22	Most Free Throw Makes 7 by Shamar Givance vs. SIU - 12/1/21
Most Free Throw Makes 18 vs. IUPUI - 11/11/21	Lowest FG% 33.3% by IUPUI - 11/11/21	Most Free Throw Attempts 10 by Shamar Givance vs. SIU - 12/1/21
Fewest Free Throw Makes 2 vs. UNI - 1/26/22	Most Field Goal Makes 40 by Illinois State - 1/21/22	Most Rebounds 12 by Jawaun Newton at Eastern Illinois - 11/28/21 AND Preston Phillips at Missouri State - 1/29/22
Highest FT% (Min. 5 att.) 100.% (9/9) at Bradley - 1/12/22	Fewest Field Goal Makes 16 by IUPUI - 11/11/21	Most Assists 7 by Shamar Givance vs. DePauw - 11/16/21
Lowest FT% 33.3% vs. UNI (2-for-6) - 1/26/22	Most 3-Point Makes 11 - 2x	Most Steals 5 by Shamar Givance at Eastern Illinois - 11/28/21
Most Total Rebounds 37 at Eastern Illinois - 11/28/21	Fewest 3-Point Makes 3 - Multiple	Most Blocked Shots 4 by Jawaun Newton at Eastern Illinois - 11/28/21
Fewest Total Rebounds 19 at Illinois State - 1/21/22	Most Free Throw Makes 25 by Rice - 11/22/21	
Most Offensive Rebounds 13 at Eastern Illinois - 11/28/21	Fewest Free Throw Makes 2 by DePauw - 11/16/21	
Fewest Offensive Rebounds 2 vs. SIU - 12/1/21	Most Rebounds 47 - Bradley - 1/12/22	
Most Defensive Rebounds 31 at Missouri State - 1/29/22	Fewest Rebounds 23 by DePauw - 11/16/21	
Fewest Defensive Rebounds 13 at Illinois State - 1/21/22	Most Assists 23 by Illinois State - 1/21/22	
Most Personal Fouls 23 - 2x	Fewest Assists 6 by SIU - 12/1/21	
Fewest Personal Fouls 6 - Twice	Most Turnovers 21 by Illinois State - 1/23/22	

Wins vs. Loss Stats in 2021-22

Result	FG%	OPP FG%	3PT %	OPP 3PT%	FT%	RPG	APG	TOPG	BPG	SPG	PPG	OPP PPG
Wins	44.4%	39.5%	32.5%	26.4%	68.2%	32.6	10.8	11.8	3.2	7.6	62.8	51.2
Losses	38.2%	51.3%	31.5%	43.3%	72.3%	27.3	9.9	11.3	1.7	5.1	58.1	74.3



2021-22 Evansville Men's Basketball

Home Court Advantage

In 55 seasons at Roberts Stadium, the Aces amassed an amazing .723 winning percentage, capturing 604 games. Below is a rundown of the Aces home history at Roberts Stadium and the Ford Center.

Year	W-L	Win %	Attend.	Avg.
Roberts Stadium				
1956-57	13-2	.867	34,172	2,278
1957-58	17-2	.895	120,902	6,363
*1958-59	17-2	.895	136,841	7,202
*1959-60	19-1	.950	168,361	8,418
1960-61	8-6	.572	91,525	6,538
1961-62	9-7	.563	113,901	7,119
1962-63	12-3	.800	124,636	8,309
*1963-64	17-2	.895	185,112	9,743
*1964-65	17-0	1.000	185,310	10,901
1965-66	11-3	.768	129,604	9,257
1966-67	4-11	.267	109,628	7,309
1967-68	14-2	.875	112,700	7,044
1968-69	8-7	.533	87,772	5,852
1969-70	10-4	.714	104,219	7,444
*1970-71	16-4	.800	134,867	6,743
1971-72	15-2	.882	122,749	7,221
1972-73	9-5	.643	68,773	4,585
1973-74	14-3	.824	109,074	7,271
1974-75	8-5	.615	63,066	4,505
1975-76	13-3	.813	82,107	5,132
1976-77	9-5	.643	64,063	5,339
1977-78	1-1	.500	13,086	6,543
1978-79	5-9	.357	112,214	8,015
1979-80	12-4	.750	123,760	7,735
1980-81	13-2	.867	126,726	8,448
1981-82	12-1	.923	130,099	10,008
1982-83	10-8	.556	152,243	8,458
1983-84	11-6	.647	135,572	7,975
1984-85	10-5	.667	93,675	6,245
1985-86	7-7	.500	91,224	6,516
1986-87	12-2	.857	110,923	7,923
1987-88	15-1	.938	145,959	9,122
1988-89	15-0	1.000	139,201	9,280
1989-90	11-5	.688	154,362	9,648
1990-91	9-6	.600	161,757	10,784
1991-92	15-1	.938	163,168	10,198
1992-93	11-2	.846	152,616	11,740
1993-94	13-4	.765	173,904	10,230
1994-95	12-2	.857	146,843	10,489
1995-96	9-5	.643	146,400	10,457
1996-97	12-4	.750	133,561	8,348
1997-98	10-5	.667	122,655	8,177
1998-99	10-3	.769	111,625	8,587
1999-00	12-3	.800	125,061	8,337
2000-01	10-4	.714	100,070	7,148
2001-02	6-8	.429	81,503	5,822
2002-03	9-5	.643	93,398	6,671
2003-04	4-8	.333	79,421	6,618
2004-05	10-5	.667	94,777	6,318
2005-06	7-7	.500	84,351	6,025
2006-07	10-5	.667	82,407	5,494
2007-08	7-8	.467	82,292	5,486
2008-09	15-4	.789	111,400	5,863
2009-10	7-9	.438	77,314	4,832
2010-11	12-3	.800	77,269	5,151
55 Years	604-231	.723	6,280,218	7,521
Ford Center				
2011-12	11-7	.611	92,431	5,135
2012-13	15-3	.833	80,327	4,463
2013-14	10-7	.588	77,279	4,546
2014-15	14-5	.737	80,263	4,224
2015-16	13-3	.813	82,364	5,148
2016-17	13-4	.765	69,966	4,116
2017-18	14-3	.824	64,296	3,782
2018-19	9-7	.563	84,779	5,299
2019-20	5-10	.333	77,037	5,136
2020-21*	8-4	.667	-	-
2021-22	4-5	.444	28,373	3,153
11th Year	116-58	.667	736,970	4,549

*NCAA Championship Season & No attendance due to COVID-19

Evansville 40-Point Games

Player	Points	Class	Date/Opponent	Result
Scott Haffner	65	Sr.	2/18/89 vs. Dayton	109-93, W
Larry Humes	48	Jr.	1/2/65 at Ball State	108-92, W
Ed Smallwood	47	Sr.	2/10/60 vs. Butler	86-69, W
Larry Humes	46	Sr.	2/9/66 vs. Valparaiso	95-88, W
Larry Humes	45	Jr.	12/19/64 vs. LSU	93-73, W
Ed Smallwood	44	Jr.	12/27/58 vs. Tenn. Tech	100-73, W
Larry Humes	44	Sr.	12/18/65 vs. Purdue	97-93, W
Parrish Casebier	44	Jr.	12/12/92 vs. Ill. State	86-67, W
Dan Godfread	43	Jr.	2/25/89 at Loyola	115-104, W
Colt Ryan	43	Jr.	2/21/12 at Creighton	92-93, L OT
DJ Balentine	43	So.	1/29/14 at UNI	81-95, L
John Harrawood	42	Sr.	2/20/57 vs. Ky Wesleyan	95-91, W 2OT
Ed Smallwood	42	Sr.	3/4/60 vs. Wabash	89-68, W \$
Buster Briley	42	So.	12/23/61 vs. LA State	94-89, W
Ed Smallwood	41	So.	3/14/58 vs. Wheaton	95-93, W \$
Ed Smallwood	41	Sr.	3/9/60 vs. American	101-91, W\$
Parrish Casebier	41	So.	3/9/92 vs. Notre Dame	74-56, W
Larry Humes	40	Sr.	1/26/66 at DePauw	95-93, W
Buster Briley	40	So.	3/8/62 vs. NC A&T	97-82, W \$

\$ - NCAA Tournament game

Mid-Major Rankings

Mid-Major Top 25 (1/24/22)

	Team	Record	Points	Prv.	Conference
1	Gonzaga (31)	15-2	775	1	West Coast
2	BYU	17-4	734	3	West Coast
3	Iona	16-3	684	4	Metro Atlantic
4	Loyola Chicago	14-3	659	2	Missouri Valley
5	Murray State	17-2	644	5	Ohio Valley
6	Saint Mary's	15-4	625	8	West Coast
7	Chattanooga	16-4	523	13	Southern
8	South Dakota State	17-4	521	10	Summit
9	Toledo	15-4	508	15	Mid-American
10	Ohio	14-3	501	6	Mid-American
11	San Francisco	16-4	464	7	West Coast
12	Missouri State	15-6	386	19	Missouri Valley
13	New Mexico State	16-3	360	9	Western Athletic
14	Vermont	13-4	352	18	America East
15	Oakland	14-5	319	13	Horizon
16	Cleveland State	13-4	299	22	Horizon
17	Drake	14-6	251	16	Missouri Valley
18	Wagner	12-2	195	20	Northeast
19	Princeton	15-3	193	24	Ivy League
20	Belmont	14-5	181	11	Ohio Valley
21	Monmouth	12-6	142	21	Metro Atlantic
22	Grand Canyon	14-4	140	14	Western Athletic
23	Liberty	13-6	92	25	ASUN
24	Morehead State	14-5	60	NR	Ohio Valley
25	Arkansas State	13-4	59	NR	Sun Belt

OTHERS RECEIVING VOTES: Furman 57, Southern Utah 51, Norfolk State 39, Towson 28, Buffalo 27, Weber State 25, James Madison 22, Akron 21, Santa Clara 21, Utah Valley 18, Jacksonville State 14, Seattle 13, Army 12, Montana State 12, Bradley 9, UNCW 6, Winthrop 6, Sam Houston 5, Delaware 4, Loyola (MD), Texas A&M Corpus Christi 4, Wright State 4, Longwood 3, Oral Roberts 3, Stony Brook 3, CSU Fullerton 2, Jacksonville 2, Northern Iowa 2, Hofstra 1, Navy 1, UC Irvine 1.



2021-22 Evansville Men's Basketball

The Ford Center



The Ford Center

In the fall of 2011, the Ford Center opened as the new home of the University of Evansville men's basketball team. The Aces made the move to the brand new downtown venue after playing at Roberts Stadium for 55 years.

Construction of the \$127.5 million arena began in 2010. In August of 2011, Tri-State Ford Dealers acquired the naming rights to the 290,000 square foot facility, dubbing it the Ford Center.

Located on the corner of Main Street and MLK Jr. Boulevard, the Ford Center seats around 10,000 and is fully accessible to wheelchairs and patrons with limited mobility. In addition to cushioned chair backs, the Ford Center features numerous amenities, including six concession stands and one bar, 18 restrooms, and 178 televisions on and around the concourse level.

Top 10 Ford Center Crowds

Date	Opponent	Score	Attendance
1) 1/31/16	Wichita State	L 65-78	10,034
2) 11/16/11	Indiana	L 73-94	9,640
3) 11/12/11	Butler	W 80-77 OT	9,454
4) 2/16/14	Wichita State	L 68-84	8,802
5) 12/30/15	Indiana State	W 70-62	7,801
6) 12/21/19	Murray State	W 78-76 OT	7,316
7) 2/20/16	Southern Illinois	W 83-71	7,163
8) 2/21/13	Butler	L 59-68	7,035
9) 1/17/15	Wichita State	L 41-61	7,015
10) 3/2/13	Indiana State	W 84-68	6,909

Ford Center Records

Ford Center Firsts

Game - UE 80, Butler 77 - 11/12/11
Overtime game - vs. Butler - 11/12/11
UE win - vs. Butler - 11/12/11
UE loss - vs. Indiana - 93-74 - 11/16/11

100th win - 11/9/19 vs. Ball State (79-75)

Single Game Indiv. UE Records

Points 39 (Colt Ryan vs. BRAD 1/18/12)
FGM 17 (DeAndre Williams vs. MUOH 12/7/19)
FGA 23 (Colt Ryan vs. ILST 1/21/12)
23 (Ryan Taylor vs. Valpo, 2/7/18)
23 (Ryan Taylor vs. Loyola, 2/18/18)
3 Made 8 (Colt Ryan vs. BRAD 1/18/12)
3 Att. 14 (Colt Ryan vs. BRAD 1/18/12)
FT Made 20 (D.J. Balentine vs. ILST 2/12/14)
FT Att 25 (D.J. Balentine vs. ILST 2/12/14)
RB 20 (E. Mockevicius vs. LOY 1/19/16)
Assists 11 (Duane Gibson vs. AU 11/23/13)
11 (Dru Smith, vs. NCCU, 11/13/17)
Steals 7 (Colt Ryan vs. Drake, 2/10/13)
Blocks 7 (Evan Kuhlman vs. SIU, 2/5/20)

Single Game Ind. Opp. Records

Points 34 (Justin James, WYOM, 11/28/18)
34 (Armon Fletcher, SIU, 2/27/19)
FGM 15 (Gauge Prim, MOST 2/26/21)
FGA 24 (by Justin James, WYOM, 11/28/18)
3 Made 7 (Alec Peters VALPO 11/20/13)
3 Att. 11 (Multiple)
FT Made 15 (Fred VanVleet WSU 1/31/16)
FT Att. 15 - 3 times
RB 22 (Brandon West Jackson St. 12/14/13)
Assists 10 (Multiple)
Steals 5 (Multiple)
Blocks 6 (Daouda Ndiaye, ILST, 1/29/17)

Team Game Highs

Points 116 vs. Earlham, 11/15/14
FGM 50 vs. Earlham, 11/15/14
FGA 80 vs. Earlham, 11/15/14
FG% .686 35-51 vs. Alabama State, 12/1/15
3 Made 15 vs. Western Illinois, 12/4/19
3 Att. 33 vs. UNI, 1/2/21
3% .778 14-18 vs. Miami Ohio 12/5/12
FTM 44 vs. Illinois State 2/12/14
FTA 56 vs. Illinois State 2/12/14
FT% 100% 10-10 vs. Bradley, 1/6/18
RB 58 vs. Mississippi Valley State, 12/12/15
Assists 34 vs. Earlham, 11/15/14
Steals 16 vs. Earlham, 11/15/14
Blocks 9 (Multiple)
Turnovers 21 vs. Coppin State 12/28/14
Fouls 27 vs. NCAT 12/10/11

Team Game Lows

Points 41 vs. Wichita State, 1/17/15
FGM 12 vs. Bradley, 1/4/17
FGA 35 vs. Southern Illinois, 1/24/15
FG% .235 vs. Bradley, 1/4/17
3 Made 0 vs. Missouri State 2/5/14
3 Att. 4 vs. Missouri State, 2/4/17
3% .000 0-13 vs. Missouri State 2/5/14
FTM 1 vs. Illinois State, 1/10/21
FTA 1 vs. Illinois State, 1/10/21
FT% .286 2-7 vs. Northern Iowa 2/15/12
RB 20 vs. Wichita State 1/4/12
Assists 7 (Multiple)
Steals 1 (Multiple)
Blocks 0 (Multiple)
Turnovers 3 vs. Missouri State, 2/10/15
Fouls 6 (Multiple)

Opponent Game Highs

Points 98 by Illinois State 2/12/14
98 by Southern Illinois, 2/27/19
FGM 36 by Princeton 3/13/12
FGA 73 by Tennessee State 3/19/13
FG% .694 by Missouri State, 2/26/21
3 Made 14 by UNI 1/8/14
3 Att. 33 by Canisius 12/9/17
3% .750 9-12 by Missouri State 2/13/19
FTM 29 by Illinois State 2/12/14
FTA 33 by Oakland City, 12/18/12
FT% 100% (10/10) by Drake, 2/17/15
RB 50 by Missouri State 2/25/12
Assists 24 (2x, last by Belmont, 11/21/15)
Steals 16 by Coppin State, 12/28/14
Blocks 9 by Wichita State, 1/31/16
Turnovers 28 by Oakland City 11/19/11
Fouls 33 by Illinois State 2/12/14

Opponent Game Lows

Points 35 by Bradley 1/9/16
FGM 12 (Multiple)
FGA 39 (Multiple)
FG% .222 (12/54) by Wabash, 11/30/16
3 Made 0 by Western Illinois, 11/17/12
0 by UNI, 1/2/21
3 Att. 4 by Western Illinois 11/17/12
3% .000 0-4 by Western Illinois 11/17/12
.000 0-11 by UNI 2/2/21
FTM 1 by Northern Iowa, 1/29/13
FTA 2 (Multiple)
FT% .400 (Multiple)
RB 13 by Miami Ohio 12/5/12
Assists 4 by Texas Southern, 11/18/18
Steals 0 by Wabash, 11/30/16
Blocks 0 (Multiple)
Turnovers 6 by Wichita State, 1/17/17
Fouls 8 by UT Martin 3/31/15



2021-22 Evansville Men's Basketball

Specialty Stats

POINTS IN THE PAINT

Opp.	UE-Opp.	W/L
at Cincinnati	10-32 (-22)	L
vs. IUPUI	22-24 (-2)	W
at Belmont	8-40 (-32)	L
vs. DePauw	28-34 (-6)	W
vs. UCF	18-22 (-4)	L
vs. Rice	50-46 (+4)	L
vs. Vermont	12-32 (-20)	L
vs. Akron	22-18 (+4)	L
at Eastern Illinois	28-26 (+2)	W
vs. SIU	18-34 (-16)	L
vs. Tenn. Tech	24-28 (-4)	W
at SEMO	24-36 (-12)	L
at UNI	26-34 (-8)	L
vs. Drake	24-30 (-6)	L
at Bradley	16-40 (-24)	L
vs. Loyola	12-32 (-20)	L
at Illinois State	26-52 (-26)	L
vs. Illinois State	24-30 (-6)	W
vs. UNI	24-28 (-4)	L
at Missouri State	28-28	L

Record with more points in the paint: 1-2
 Record with fewer points in the paint: 4-12
 Record when points in paint even: 0-1
 Margin for season (-202)

BENCH SCORING

Opp.	UE-Opp.	W/L
at Cincinnati	14-36 (-22)	L
vs. IUPUI	14-13 (+1)	W
at Belmont	11-34 (-23)	L
vs. DePauw	7-6 (+1)	W
vs. UCF	15-28 (-13)	L
vs. Rice	12-15 (-3)	L
vs. Vermont	14-11 (+3)	L
vs. Akron	4-17 (-13)	L
at Eastern Illinois	12-21 (-9)	W
vs. SIU	7-11 (-4)	L
vs. Tenn. Tech	17-21 (-4)	W
at SEMO	19-9 (+10)	L
at UNI	14-34 (-18)	L
vs. Drake	10-19 (-9)	L
at Bradley	13-16 (-3)	L
vs. Loyola	6-35 (-29)	L
at Illinois State	28-37 (-9)	L
vs. Illinois State	2-13 (-11)	W
vs. UNI	16-14 (+2)	L
at Missouri State	16-9 (+7)	L

Record with more bench points: 2-4
 Record with fewer bench points: 3-11
 Record when bench points even: 0-0
 Margin for season (-146)

POINTS OFF TURNOVERS

Opp.	UE-Opp.	W/L
at Cincinnati	5-17 (-12)	L
vs. IUPUI	16-8 (+8)	W
at Belmont	8-19 (-11)	L
vs. DePauw	9-9	W
vs. UCF	11-24 (-13)	L
vs. Rice	19-11 (+8)	L
vs. Vermont	8-17 (-9)	L
vs. Akron	14-3 (+11)	L
at Eastern Illinois	21-8 (+13)	W
vs. SIU	7-4 (+3)	L
vs. Tenn. Tech	11-5 (+6)	W
at SEMO	2-2	L
at UNI	13-14 (-1)	L
vs. Drake	16-11 (+5)	L
at Bradley	2-8 (-6)	L
vs. Loyola	12-13 (-1)	L
at Illinois State	7-26 (-19)	L
vs. Illinois State	9-23 (-14)	W
vs. UNI	12-6 (+6)	L
at Missouri State	5-9 (-4)	L

Record with more points off turnovers: 3-5
 Record with fewer points off turnovers: 1-9
 Record when points off turnovers even: 1-1
 Margin for season (-30)

Never Forget - December 13, 1977



December 13, 2017 marked the 40th anniversary of the plane crash that killed 26 passengers and three crew members in 1977. The University of Evansville will never forget those who perished. Their memories will live on forever.



2021-22 Evansville Men's Basketball

The Last Time Evansville... (* - denotes program record)

TRIPLE DOUBLE

Reed Jackson vs. New Hampshire, 1/3/95, 13 pts, 10 rbs, 12 ast
Troy Taylor at Creighton, 12/29/12, 10 pts, 10 rbs, 10 ast

BEAT A RANKED OPPONENT

at No. 1 Kentucky, 11/12/19, 67-64
BEAT A RANKED OPPONENT AT HOME
vs. No. 23 UNI, 1/1/15, 52-49

BEAT A RANKED OPPONENT ON THE ROAD
at No. 1 Kentucky, 11/12/19, 67-64

MARGINS

UE won by 30 points or more
vs. Southern Illinois, 2/24/18 (75-44)
UE won by 40 Points or more
vs. Oakland City, 12/2/17 (98-56)
UE won by 30 or more on the road
at Bradley, 2/1/12 (92-62)
UE won by double digits on the road
at Eastern Illinois, 11/28/21 (70-54)
UE won in overtime
vs. SEMO, 12/15/20 (66-63)
UE shut out an opponent in overtime
vs. Ohio Univ., 12/18/14 (81-69) 12-0 in OT
UE won in overtime on the road
at Southern Illinois, 1/29/16 (85-78)
UE won in double overtime
vs. Morgan State, 11/24/19 (115-112 3 OT)
UE played in double overtime
at UT Martin, 12/2/20 (87-93 2 OT)
UE won/played in triple overtime
vs. Morgan State, 11/24/19 (115-112 3 OT)
UE lost by 40 points
at Duke, 12/20/17 (104-40)
UE won by 25 points at home
vs. Southern Illinois, 2/24/18 (75-44)
UE won by 25 points at home in consecutive games
vs. Alabama A&M, 11/26/12 (72-46) and vs. Miami Ohio, 12/5/12 (94-68)
UE lost by 25 points at home
vs. Loyola, 1/18/22 (48-77)

SCORING

UE Player had 30 Points
31, Shamar Givance vs. Southern Illinois, 12/1/21
UE Player had 40 Points
43, D.J. Balentine at UNI, 1/29/14
UE Player had 60 Points
65, Scott Haffner vs. Dayton, 2/18/89
UE Player Had Four Consecutive 20 Point Games
DeAndre Williams - 11/30/19-12/14/19 - at IUPUI (20), vs. Western Illinois (21), vs. Miami Ohio (37), at Green Bay (22)
UE Player Had Five Consecutive 20 Point Games
Ryan Taylor - 1/24/18-2/7/18 -, at Valparaiso (22), vs. Drake (25), vs. UNI (25), at Illinois State (32), vs. Valparaiso (31)
UE Player had Six Consecutive 20 Point Games
Jaylon Brown - 2/14-3/3/17 - vs. Drake (22), at Bradley (22), at Wichita State (25), vs. Indiana St (24), vs. Indiana St (27), vs. Illinois State (24)
UE Player Had Two Consecutive 30 Point Games
Ryan Taylor - 2/3-2/7/18 - at Illinois State (32), vs. Valparaiso (31)
UE Had Three Players with 20 Points
2/14/17 vs. Drake - Jaylon Brown (22), Ryan Taylor (22), David Howard (21)
UE Had Six Players In Double Figures
Six vs. Southern Illinois, 2/27/19
Feehan (17), Riley (16), Hill (14), Kuhlman (13), Chatkevicius (11), Frederking (11)
UE Had Five Players In Double Figures
Five vs. Rice, 11/22/21
Newton (30), Smith Jr. (24), Frederking (16), Givance (12), Kuhlman (10)
UE Had One Player In Double Figures
Shamar Givance - 31 points vs. Southern Illinois - 12/1/21
UE Had No Players In Double Figures
vs. Drake, 1/22/20
UE Scored 100 Points In A Game
104 vs. Rice, 11/22/21
UE Scored 100 Points At Home
101 vs. Miami Ohio, 12/7/19
UE Scored 100 Points On The Road
115 at Hawaii Hilo, 11/28/98

UE Scored Under 50 Points In A Game

48 vs. Loyola - 1/18/22
UE Scored 20 or Fewer Points In A Half
19 in first half vs. Illinois State, 1/23/22
UE Scored 50 or More Points In First Half
51 vs. IU Kokomo, 11/14/19
UE Scored 50 or More Points In Second Half
52 vs. UNI, 2/1/20
UE Scored 60 or More Points In A Half
62 in second half vs. Earlham, 11/15/14

SHOOTING

UE Player had 15 Field Goals Made
17, DeAndre Williams (17-of-18) vs. Miami Ohio, 12/7/19
UE Player had 10 Field Goals Made
11, Shamar Givance (11-of-16) vs. Southern Illinois, 12/1/21
UE Player had 20 Field Goals Attempted
20, Shamar Givance (6-of-20) vs. Drake, 1/8/22
UE Player had 30 Field Goals Attempted
30, Ryan Taylor (11-of-30) at Indiana State, 2/21/18
UE Player Shot 90% or Higher (Min. 10 att.)
.944, DeAndre Williams (17-of-18) vs. Miami Ohio, 12/7/19
UE Player Missed All FG Attempts (Min. 10 att.)
Evan Kuhlman, vs. Jacksonville State (0-10), 12/15/18
UE Had 40 Field Goals Made
50 vs. Earlham, 11/15/14
UE Had 50 Field Goals Made
50 vs. Earlham, 11/15/14
UE Had 75 Field Goals Attempted
76 vs. Rice, 11/22/21
UE Shot 60% From the Floor
.604 vs. Valparaiso, 1/31/21
UE Shot Below 25% From the Floor
.235 (12-51) vs. Bradley, 1/4/17

THREE-POINT SHOOTING

UE Player had 10 3-Point Field Goals Made
11 by Scott Haffner vs. Dayton, 2/18/89*
UE Player had 8 3-Point Field Goals Made
8, Ryan Taylor at Illinois State, 2/3/18
UE Player had 10 3-Point Field Goals Attempted
11, Sam Cunliffe vs. East Carolina, 11/22/19
UE had 10 3-Point FG's Made
11 vs. UNI - 1/26/22
UE had 15 3-Point FG's Made
17 at Southern Illinois, 12/28/20 (tied school record)
UE Shot 70% From 3-Point Distances (Min. 10 attempts)
80.0% (12-15) at Bowling Green, 12/5/17
UE Did Not Make A Three-Pointer
at Illinois State, 2/4/15 (0-for-10)

FREE THROWS

UE Player had 20 Free Throws Made
20, D.J. Balentine vs. Illinois State, 2/12/14
UE Player had 15 Free Throws Made
16, Jaylon Brown at Indiana State, 2/1/17
UE Player Shot 100% From Free Throw Line (min. 10 att.)
Jaylon Brown (16-16) at Indiana State, 2/1/17
UE Player had 20 Free Throws Attempted
20, Jaylon Brown vs. Bradley, 1/4/17
UE had 30 Free Throws Made
35 vs. Morgan State, 11/24/19
UE had 40 Free Throws Made
44 vs. Illinois State, 2/12/14
UE had 40 Free Throws Attempted
47 vs. Morgan State, 11/24/19
UE had 50 Free Throws Attempted
56 vs. Illinois State, 2/12/14
UE did not make a free throw
at Loyola, 2/6/21
UE did not attempt a free throw
at UNI, 2/13/18
UE Made Less Than Five Free Throws
2 vs. UNI, 1/26/22
UE Attempted Less Than Five Free Throws
1 at Loyola, 2/6/21
UE Shot 90% From Free Throw Line (min. 10 att.)
9-10 at Missouri State (90.0%), 1/29/22
UE Shot 100% From Free Throw Line (min. 10 att.)
10-10 vs. Bradley, 1/6/18

REBOUNDS

UE Player had 20 Rebounds
20, Egidijus Mockevicius vs. Loyola, 1/19/16
20, Egidijus Mockevicius at Illinois State, 1/15/16
21, Egidijus Mockevicius at Missouri State, 1/2/16
21, Egidijus Mockevicius vs. Santa Clara, 11/27/15
21, Richie Johnson at Western Kentucky, 12/11/84

UE Player had 15 Rebounds

15, DeAndre Williams at IUPUI, 11/30/19
UE had 40 Rebounds
40 at UT Martin, 12/2/20
UE had 50 Rebounds
58 vs. Albion, 12/1/18
UE had 60 Rebounds
61 vs. SIU Edwardsville, 12/2/08
UE outrebounded opponent by 25
vs. Miami Ohio, 12/5/12 (38-13)
UE had two players record 10 rebounds
Egidijus Mockevicius (10) and Mislav Brzoja (10) vs. Coppin State, 12/28/14

ASSISTS

UE Player had 10 Assists
11, Dru Smith vs. NC Central, 11/13/17
UE Had Five or Fewer Assists
4 at Loyola, 1/11/20
UE Had 30 or More Assists
34 vs. Earlham, 11/15/14

STEALS

UE Player had 5 Steals
5, Shamar Givance at Eastern Illinois, 11/28/21
UE had no steals
at Wichita State, 2/21/17

TURNOVERS

UE Forced 25 or More Turnovers
26 vs. NC Central, 11/13/17
UE Had 25 or More Turnovers
26 at Illinois, 11/8/18
UE Had 5 or Fewer Turnovers
5 at SEMO, 12/8/21

BLOCKS

UE Player had 5 Blocks
7, Evan Kuhlman vs. Southern Illinois, 2/5/20
UE Player had 7 Blocks
8, Egidijus Mockevicius vs. Drake, 3/6/14
UE had 10 Blocks
11 vs. Indiana State, 1990-91
UE had No Blocks
vs. Loyola, 1/18/22

The Last Time An Opponent...

HAD A TRIPLE DOUBLE

Trae Berhow - UNI - 1/2/21
10 pts, 10 rbs, 10 ast

SCORING

Player had 30 Points
30 by Max Fiedler, Rice, 11/22/21
Player had 40 Points
40 by Henry Domercant, Eastern Illinois, 11/30/02
Team Had Five Players In Double Figures
5 by Rice, 11/22/21
Team Had One Player In Double Figures
Valparaiso, 2/1/21
Team Had No Players In Double Figures
IUPUI, 11/11/21
Team Had 100 Points
109 by Rice, 11/22/21
Team Had 100 Points In Evansville
103 by Oral Roberts, 1/9/84
Team Scored 50 Points Or Fewer In A Game
40 by IUPUI, 11/11/21
Team Had 30 Points or Fewer
26 by Northwestern, 11/26/99
Team Scored 20 or Fewer Points In A Half
19 by IUPUI, 1st Half, 11/11/21
Team Scored 15 or Fewer Points In A Half
11 by Wabash, 2nd Half, 11/30/16
Team Scored 10 or Fewer Points In A Half
8 by Northwestern, 11/26/99
Team Scored 50 or More Points In A Half
50 by Illinois State, 2nd half, 1/21/22
Team Scored 60 or More Points In A Half
61 by Wichita State, 2nd half, 2/21/17



2021-22 Evansville Men's Basketball

SHOOTING

Player had 10 Field Goals Made
11 by Antonio Reeves, ILST (11-for-19), 1/23/22
Player had 20 Field Goals Attempted
21 by Isiah Mosley (9-for-21), 2/27/21
Player made all attempts (min. 10 tries)
13 by Evan Bradds, Belmont, 11/21/15 (13/13 FG)
Player Missed All FG Attempts (10 att.)
Boo Richardson, Illinois State, 0-11, 12/9/06
Team had 40 Field Goals Made
40 by Illinois State, 1/21/22
Team had 75 Field Goals Attempted
81 by Morgan State, 11/24/19
Team Shot 60% From The Floor
.702 (40-57) by Illinois State, 1/21/22
Team Shot 70% From The Floor
.702 (40-57) by Illinois State, 1/21/22
Team Shot 25% From The Floor Or Under
.222 (12-54) by Wabash, 11/30/16

THREE-POINT SHOOTING

Player had 8 3-Point Field Goals Made
9 by Kyle Korver, Creighton, 1/15/03
Player had 15 3-Point Field Goals Attempted
15 by Phillip Gilbert, Bradley, 3/1/03
Team had 10 3-Point Field Goals Made
10 by Loyola, 1/18/22
Team had 17 3-Point Field Goals Made
17 by UNI, 1/29/14
Team Shot 70% From 3-Point Distance (Min. 10 att.)
Wichita State, 7-10, 1/2/97
Team Did Not Make A Three-Pointer
UNI, 1/2/21

FREE THROWS

Player had 10 Free Throws Made
10 by Anthony Murphy, Drake, 2/16/20
Team had 30 Free Throws Made
32 by Drake, 2/16/20
Team Shot 100% Free Throws (min. 10 attempts)
Northern Iowa, 16-16, 1/1/10
Team Shot 90% Free Throws (min. 10 attempts)
SEMO, 12-13 (92.3%), 12/8/21
Team had 40 Free Throws Attempted
42 by Drake, 2/16/20
Team Made Less Than Five Free Throws
5 by IUPUI, 11/11/21
Team Attempted Less Than Five Free Throws
3 by Valparaiso, 2/1/21

REBOUNDS

Player had 15 Rebounds
15 by Nygal Russell, SEMO, 12/8/21
Player had 20 Rebounds
20 by Tyrique Jones, Xavier, 11/10/18
Team had 50 Rebounds
51 by Xavier, 11/10/18
Team had under 15 Rebounds
13 by Miami Ohio, 12/5/12
Two players had 10 Rebounds
Bradley, 1/12/22 (R. Mast - 13, T. Roberts - 10)

ASSISTS

Team Had Five or Fewer Assists
5 by Bradley, 2/9/20
Player Had 10 or more Assists
10 by Ja Morant, Murray State, 12/18/18

STEALS

Player had 5 Steals
5 by Grayson Murphy, Belmont, 11/13/21

BLOCKS

Player had 7 Blocks
7 by Josh Crawford, Indiana State, 1/31/10
Team had No Blocks
Tennessee Tech, 12/4/21
Team had 10 Blocks
Indiana State (10), 2/1/17

Evansville's Record When

Conference	1-8
Home	4-5
Away	1-7
Neutral	0-3
Leading at Half	4-2
Trailing at Half	1-13
Tied at Half	0-0
Overtime Game	0-0
MVC Home Game	1-4
MVC Road Game	0-4
MVC Tournament	0-0
Non- MVC Home Game	3-1
Non- MVC Road Game	1-3
Non- MVC Neutral Game	0-3
vs. Ranked Opponents	0-1
Leading-5 min. left	4-1
Trailing-5 min. left	1-14
Score Tied-5 min. left	0-0
UE outrebounds opp.	2-0
UE outrebounded by opp.	3-14
Team rebounds are even	0-1
UE shoots 50% from floor	1-1
UE shoots -50% from floor	4-14
Opp. shoots 50% from floor	0-8
Opp. shoots -50% from floor	5-7
UE makes more FTs	3-3
UE makes less FTs	1-10
FTs the same	1-2
UE has more TOs	0-9
Opp. has more TOs	5-6
TOs even	0-0
UE wins opening tip	2-5
UE loses opening tip	3-10
UE scores 60 points or less	3-12
Opp. scores 60 points or less	5-3
UE scores 61-69 points	1-1
Opp. scores 61-69 points	0-3
UE scores 70-79 points	1-1
Opp. scores 70-79 points	0-5
UE scores 80-89 points	0-0
Opp. scores 80-89 points	0-2
UE scores 90 points or more	0-1
Opp. scores 90 points or more	1-1
Two or less score in double digits	0-8
Three or more score in double digits	5-7
On Monday	0-1
On Tuesday	1-3
On Wednesday	0-5
On Thursday	1-0
On Friday	0-1
On Saturday	1-4
On Sunday	2-1
In November	3-6
In December	1-2
In January	1-7
In February	0-0
In March	0-0
Game decided by 5 pts or less	1-5
Game decided by 6-10 pts	1-2
Game decided by 11-20 pts	3-2
Game decided by 21 pts or more	0-6
Exhibition Games	2-0

Season Openers

- On Nov. 9, UE tipped off the 103rd season in its history
- Through 103 previous season openers, the Aces have a record 67-36
- UE is in search of its first season-opening road win since a 63-51 win over Western Michigan in 1994
- Since then, the Aces have opened the season on the road just six times, dropping each contest



2021-22 Evansville Men's Basketball



**HEAD COACH
TODD
LICKLITER**

In just his first full season as head coach at the University of Evansville, Todd Lickliter led one of the biggest turnarounds in Missouri Valley Conference history. UE became just the second MVC team to ever follow a winless conference season with a 7-win campaign. The Purple Aces earned their first top 5 conference seed since 2016 while each the each player performed at their top level since joining the program.

The former National Coach of the Year was named head coach of the Aces on January 21, 2020 after spending the 2018-19 season as an assistant coach. The stability that he brought to the program played a huge role in the turnaround just a few short months later. In 2018-19, the UE staff faced a great deal of turnover while also working to implement a new system, but the team came together to post the program's best record for a first-year staff since 1978. The Aces began MVC play with a double overtime win against Drake before earning their most decisive win of the season when they defeated defending Final Four participant Loyola by a 67-48 final at the Ford Center.

As the head coach at Butler University from 2001 through 2007, Lickliter brought record-breaking success to the Bulldog program. In his first season at the helm, he directed the team to a then-school record of 26 victories and its third Horizon League regular season championship in a row. His squad also reached the Associated Press Top 25 for the first time in 53 years. Lickliter's success only got better as he led Butler to a pair of Sweet 16 appearance in 2003 and 2007. In 2007, his team fell to eventual National Champion Florida by just eight points.

Over his first two seasons at the helm of the Bulldog squad, Lickliter won a total of 53 games. It marked the third-most wins in NCAA history by a men's head coach in the first two years of work, trailing only Bill Guthridge (58 wins) of North Carolina and NC State's Everett Case, who posted 55 wins.

His top honor came in 2007 as he was named the National Association of Basketball Coaches (NABC) National Coach of the Year. CollegeHoops.net named him as the High-Major Coach of the Year that same season. He left the program with the top three single-season win totals in school history. Lickliter became the head coach at the University of Iowa in 2007 and led the program at Marian University in 2012. In his second season with the Knights, he led them to the most conference wins in school history along with the #1 scoring defense in NAIA Division II. After leaving Marian, he joined the Boston Celtics as a scout.

Prior to assuming the head coaching position at Butler, Lickliter worked two stints as an assistant at Butler while serving as an assistant coach at Eastern Michigan from 1997-99. In his initial period at Butler, Lickliter worked with his college coach – Joe Sexson for the 1988-89 campaign and returned to the program from 1999 through 2001, working with Barry Collier and Thad Matta. At EMU, he assisted on the 1998 team that won the Mid-American Conference Championship behind future NBA star Earl Boykins.

The 1979 graduate of Butler University is a native of Indianapolis, where he played for his father Arlan at North Central High School. He played one season at Central Florida before transferring to Butler. Todd and wife Joez have three sons – Ry, Garrett and John.



2021-22 Evansville Men's Basketball

Coaching Highlights

- 2007 NABC National Coach of the Year
- 13th season as a head coach
- Led Butler to NCAA Sweet 16 appearances in 2003 and 2007
- Named 2007 CollegeHoops.net High Major Coach of the Year
- Worked as an assistant coach at Evansville during 2018-19 season
- Was a perfect 4-0 against the Purple Aces as a head coach
- Led Butler to a 6-5 mark against ranked opponents
- His 53 wins in first two seasons as a head coach is third all-time
- Graduated from Butler University in 1979

Lickliter Year-by-Year Record

YEAR	RECORD	CONFERENCE	POSTSEASON
BUTLER (2001-07)			
2001-02	26-6	12-4 (1st)	NIT Second Round
2002-03	27-6	14-2 (1st)	NCAA Sweet 16
2003-04	16-14	8-8 (6th)	
2004-05	13-15	7-9 (7th)	
2005-06	20-13	11-5 (2nd)	NIT Second Round
2006-07	29-7	13-3 (1st)	NCAA Sweet 16
6 Years	131-61	65-31	
IOWA (2007-10)			
2007-08	13-19	6-12 (8th)	
2008-09	15-17	5-13 (10th)	
2009-10	10-22	4-14 (T9th)	
3 Years	38-58	15-39	
MARIAN (2012-15)			
2012-13	17-13	8-10 (7th)	
2013-14	16-8	12-6 (T4th)	
2014-15	16-15	7-11 (7th)	
3 Years	49-36	27-27	
EVANSVILLE (2020-)			
2019-20	0-13	0-13	
2020-21	9-16	7-11	
2021-22	5-15	1-8	
Overall Record			
14th year	232-199		

Lickliter vs. Opponents

Akron.....	0-1	IUPUI.....	1-0	Saint Louis.....	1-1
Alabama State.....	1-0	Iowa State.....	1-2	Samford.....	1-0
Ball State.....	5-1	Kansas State.....	1-0	South Carolina State.....	1-0
Belmont.....	0-2	Kent State.....	1-1	South Dakota State.....	3-0
Birmingham Southern.....	1-0	Lehigh.....	1-0	Southeast Missouri State.....	2-1
Boston College.....	0-1	Lipscomb.....	1-0	Southeastern Louisiana.....	1-0
Bowling Green.....	2-0	Louisiana-Monroe.....	0-1	Southern Illinois.....	2-4
Bradley.....	2-7	Louisville.....	1-1	Syracuse.....	0-1
Bryant.....	1-0	Loyola.....	9-8	Tennessee.....	1-0
UCF.....	0-1	Maryland.....	1-0	UT Martin.....	0-1
Citadel.....	1-0	Maryland-Eastern Shore.....	1-0	Tennessee State.....	1-0
Charleston Southern.....	1-0	Miami Ohio.....	3-0	Tennessee Tech.....	1-0
Cincinnati.....	0-1	Michigan.....	2-9	Texas.....	0-1
Cleveland State.....	10-2	Michigan State.....	1-5	Texas Pan-Am.....	1-0
Delaware.....	1-0	Milwaukee.....	6-8	UTSA.....	1-1
DePauw.....	1-0	Minnesota.....	0-4	Tulane.....	2-0
Detroit.....	9-4	Mississippi State.....	1-0	Utah State.....	0-1
Drake.....	1-7	Missouri State.....	1-2	Valparaiso.....	4-2
Duke.....	0-1	Mount St. Mary's.....	1-0	Vermont.....	0-1
Duquesne.....	0-1	North Carolina Central.....	1-0	Virginia Tech.....	0-1
Eastern Illinois.....	3-0	UNC Wilmington.....	0-1	Wake Forest.....	0-1
Eastern Washington.....	0-1	Northern Colorado.....	1-0	Wisconsin.....	1-4
Elon.....	1-0	Northern Iowa.....	6-5*	Washington.....	1-0
Evansville.....	4-0	Northwestern.....	4-2	Wayne State.....	1-0
Florida.....	0-1	Notre Dame.....	1-0	West Virginia.....	0-1
Florida Gulf Coast.....	2-0	Oakland.....	1-0	Western Illinois.....	1-0
Florida State.....	0-1	Ohio University.....	1-1	Western Kentucky.....	1-0
Gonzaga.....	1-0	Ohio State.....	1-6	Wichita State.....	0-1
Green Bay.....	11-4	Oklahoma.....	0-1	Wright State.....	5-9
Greenville.....	1-0	Old Dominion.....	1-0	Youngstown State.....	12-1
Hawaii.....	0-1	Penn State.....	3-2		
Idaho State.....	1-0	Prairie View A&M.....	1-1		
Illinois.....	0-4	Purdue.....	2-6		
UIC.....	8-5	Purdue Fort Wayne.....	3-0		
Illinois-Springfield.....	1-0	Quincy.....	1-0		
Illinois State.....	2-4	Radford.....	1-0		
Indiana.....	5-5	Rice.....	0-1		
Indiana State.....	3-7	Richmond.....	0-1		

*Lickliter was the acting head coach at UNI on 1/26/19 due to suspension of Walter McCarty; the game counted towards McCarty's record



2021-22 Evansville Men's Basketball



0 Gage Bobe

Guard - 6-0 - Junior
Vincennes, Ind. - South Knox

GAME-BY-GAME STATISTICS

#00 BOBE, Gage

Opponent	Date	GS	MIN	Total		3-Pointers		Free throws		Rebounds				PF	A	TO	BLK	STL	PTS	AVG
				FG-FGA	PCT	3FG-3FGA	PCT	FT-FTA	PCT	OFF	DEF	TOT	AVG							
at Cincinnati	11/09/2021		05:13	0-0	.000	0-0	.000	0-0	.000	0	0	0	0.0	0	0	1	0	0	0	0.0
IUPUI	11/11/2021		10:48	0-1	.000	0-1	.000	0-0	.000	0	0	0	0.0	1	0	1	0	0	0	0.0
at Belmont	11/13/2021		26:15	0-2	.000	0-2	.000	0-0	.000	0	2	2	0.7	2	1	1	0	0	0	0.0
DePauw	11/16/2021		23:14	0-2	.000	0-2	.000	0-0	.000	0	1	1	0.8	0	4	0	0	0	0	0.0
UCF	11/20/2021		15:48	1-3	.333	1-3	.333	1-2	.500	0	0	0	0.6	1	1	0	0	0	4	0.8
vs Rice	11/22/2021		26:20	0-3	.000	0-3	.000	1-2	.500	1	0	1	0.7	3	0	1	0	0	1	0.8
vs Vermont	11/23/2021		12:47	3-3	1.000	2-2	1.000	0-0	.000	0	3	3	1.0	2	0	1	0	1	8	1.9
vs Akron	11/24/2021		10:46	0-5	.000	0-3	.000	0-0	.000	0	1	1	1.0	2	1	0	0	1	0	1.6
at Eastern Ill.	11/28/2021		03:57	0-0	.000	0-0	.000	0-0	.000	0	0	0	0.9	1	0	0	0	0	0	1.4
Southern Ill.	12/01/2021		01:28	0-0	.000	0-0	.000	0-0	.000	0	0	0	0.8	0	0	0	0	0	0	1.3
at Southeast Mo. St.	12/08/2021		00:02	0-0	.000	0-0	.000	0-0	.000	0	0	0	0.7	0	0	0	0	0	0	1.2
at UNI	01/02/2022		15:35	0-2	.000	0-2	.000	0-1	.000	0	1	1	0.8	1	1	0	0	0	0	1.1
Loyola Chicago	01/18/2022		07:17	0-0	.000	0-0	.000	0-1	.000	0	1	1	0.8	0	0	0	0	0	0	1.0
at Illinois St.	01/21/2022		22:48	1-5	.200	1-4	.250	0-0	.000	0	3	3	0.9	1	3	1	0	1	3	1.1
at Missouri St.	01/29/2022		00:57	0-0	.000	0-0	.000	0-0	.000	0	0	0	0.9	0	0	0	0	0	0	1.1
Totals			0	183:16	5-26	.192	4-22	.182	2-5	.400	1	12	13	0.9	14	11	6	0	3	1.1

Player Averages

Games Played	Minutes/game	Points/game	FG Pct	3FG Pct	FT Pct	Rebounds/game	Assists/game	Turnovers/game	Assist/Turnover ratio	Steals/game	Blocks/game
15	12.2	1.1	19.2	18.2	40.0	0.9	0.7	0.4	1.8	0.2	0.0

Career/Season Highs

CAREER HIGHS

Points: _____ 9 (2x)
 FG: _____ 3 (3x)
 FGA: _____ 6 (1/16/21 at Bradley)
 3-Pt FG: _____ 3 (2x)
 3-Pt FGA: _____ 6 (1/16/21 at Bradley)
 FT: _____ 1 (2x)
 FTA: _____ 2 (2x)
 Rebounds: _____ 3 (11/23/21 vs. Vermont)
 Assists: _____ 4 (11/16/21 vs. DePauw)
 Steals: _____ 1 (Multiple)
 Blocked Shots: _____ 1 (12/2/20 at UT Martin)
 Minutes Played: _____ 26 (Multiple)

SEASON HIGHS

Points: _____ 8 (11/23/21 vs. Vermont)
 FG: _____ 3 (11/23/21 vs. Vermont)
 FGA: _____ 5 (2x)
 3-Pt FG: _____ 2 (11/23/21 vs. Vermont)
 3-Pt FGA: _____ 4 (1/21/22 at Illinois State)
 FT: _____ 1 (2x)
 FTA: _____ 2 (2x)
 Rebounds: _____ 3 (2x)
 Assists: _____ 4 (11/16/21 vs. DePauw)
 Steals: _____ 1 (Multiple)
 Blocked Shots: _____
 Minutes Played: _____ 26:20 (11/22/21 vs. Rice)

Notes

2021-22: Played 17 minutes in exhibition game versus Mount St. Joseph...scored three points in both preseason games...played 5:13 at Cincinnati to open regular season...on the floor for 10:48 in victory against IUPUI....season-high 26:15 came at Belmont...recorded a career-high 4 assists in win over DePauw...first 4 pts of season came against UCF before setting season mark of 8 points against Vermont.

Last 5 Games

Points per game _____ 1.0
 FG%: _____ 20.0%
 3FG%: _____ 25.0%
 Free Throw % _____ 0.00%
 Rebound Per Game _____ 1.3
 Assists _____ 3
 Turnovers _____ 1
 Blocked Shots _____ 0
 Steals _____ 1
 Minutes Per Game _____ 10.3

BOBE'S CAREER STATISTICS

BOBE, Gage

SEASON	TEAM	GP-GS	MIN/AVG	Field Goals		3-Point		F-Throws		Rebounds				Scoring						
				FG-FGA	FG%	3FG-3FGA	3FG%	FT-FTA	FT%	OFF	DEF	TOT	AVG	PF-FO	A	TO	BLK	STL	PTS	AVG
2019-20	Evans	5-0	11/2.3	0-1	.000	0-0	.000	0-0	.000	1	2	3	0.6	0-0	1	0	0	0	0	0.0
2020-21	Evans	14-0	149/10.6	9-27	.333	6-19	.316	0-0	.000	1	3	4	0.3	8-0	9	7	1	1	24	1.7
2021-22	Evans	15-0	183/12.2	5-26	.192	4-22	.182	2-5	.400	1	12	13	0.9	14-0	11	6	0	3	16	1.1
TOTAL		34-0	343/10.1	14-54	.259	10-41	.244	2-5	.400	3	17	20	0.6	22-0	21	13	1	4	40	1.2



2021-22 Evansville Men's Basketball



3 Jawaun Newton

Guard - 6-3 - Senior

El Paso, Texas - Burges

GAME-BY-GAME STATISTICS

#3 NEWTON, Jawaun

Opponent	Date	GS	MIN	Total		3-Pointers		Free throws		Rebounds				PF	A	TO	BLK	STL	PTS	AVG	
				FG-FGA	PCT	3FG-3FGA	PCT	FT-FTA	PCT	OFF	DEF	TOT	AVG								
at Cincinnati	11/09/2021	*	22:30	2-4	.500	0-2	.000	1-2	.500	1	4	5	5.0	4	1	2	0	1	5	5.0	
IUPUI	11/11/2021	*	34:19	3-8	.375	1-4	.250	5-6	.833	0	4	4	4.5	2	2	3	1	1	12	8.5	
at Belmont	11/13/2021	*	29:36	3-11	.273	2-6	.333	2-2	1.000	2	4	6	5.0	2	1	1	0	0	10	9.0	
DePauw	11/16/2021	*	32:26	7-12	.583	1-4	.250	0-2	.000	2	4	6.5	3	0	2	1	1	15	10.5		
UCF	11/20/2021	*	28:46	4-8	.500	1-5	.200	1-2	.500	0	3	3	3.0	3	4	3	0	4	3	10	10.4
vs Rice	11/22/2021	*	52:28	12-25	.480	1-3	.333	5-6	.833	0	7	7	7.2	2	4	3	0	1	30	13.7	
vs Vermont	11/23/2021	*	33:45	5-9	.556	4-6	.667	2-2	1.000	0	3	3	4.9	4	0	1	0	1	16	14.0	
vs Akron	11/24/2021	*	36:52	7-17	.412	2-5	.400	3-3	1.000	5	5	10	5.5	0	3	1	0	2	19	14.6	
at Eastern Ill.	11/28/2021	*	33:20	5-12	.417	3-7	.429	0-0	.000	6	6	12	6.2	3	3	1	4	0	13	14.4	
Southern Ill.	12/01/2021	*	35:40	3-9	.333	2-5	.400	0-0	.000	0	5	5	6.1	4	1	1	0	0	8	13.8	
Tennessee Tech	12/04/2021	*	35:34	5-11	.455	1-5	.200	4-4	1.000	2	7	7	6.2	6	2	0	0	0	15	13.9	
at Southeast Mo. St.	12/08/2021	*	34:28	6-11	.545	1-5	.200	2-2	1.000	1	3	4	3.0	3	0	1	1	1	15	14.0	
at UNI	01/02/2022	*	31:31	4-11	.364	1-4	.250	2-2	1.000	1	1	2	5.7	2	4	2	0	2	11	13.8	
Drake	01/08/2022	*	31:30	8-11	.727	1-1	1.000	4-8	.500	2	7	9	5.9	2	0	1	0	1	21	14.3	
at Bradley	01/12/2022	*	30:56	5-16	.313	2-6	.333	4-4	1.000	2	6	8	6.1	2	0	2	1	1	16	14.4	
Loyola Chicago	01/18/2022	*	31:44	4-11	.364	1-4	.250	4-4	1.000	1	2	3	5.9	3	0	2	0	0	13	14.3	
at Illinois St.	01/21/2022	*	29:29	4-10	.400	0-3	.000	2-3	.667	1	5	6	5.9	0	1	2	0	0	10	14.1	
Illinois St.	01/23/2022	*	32:08	2-9	.222	2-6	.333	0-0	.000	1	3	4	5.8	1	1	1	0	0	6	13.6	
UNI	01/26/2022	*	38:56	5-16	.313	1-4	.250	1-2	.500	2	5	7	5.8	0	4	1	1	1	0	12	13.5
at Missouri St.	01/29/2022	*	34:47	6-13	.462	3-7	.429	3-3	1.000	0	4	4	5.8	2	0	1	2	1	18	13.8	
Totals			20	670:45	100-234	.427	30-92	.326	45-57	.789	29	86	115	5.8	45	26	32	10	275	13.8	

Player Averages

Games Played	Minutes/game	Points/game	FG Pct	3FG Pct	FT Pct	Rebounds/game	Assists/game	Turnovers/game	Assist/Turnover ratio	Steals/game	Blocks/game
20	33.5	13.8	42.7	32.6	78.9	5.8	1.3	1.6	0.8	0.9	0.5

Notes

2021-22: Started the Gulf Coast Showcase with a career-high 30 points against Rice while going 12-for-25 from the field 5-of-6 from the line...tallied first career double-double against Akron, posting 19 points and 10 boards...added second double-double at EIU, finishing with 13 points and a new career mark of 12 carom...leading rebounder (5.8 RPG) for UE and 10th in MVC...Aces #2 scorer (13.8 PPG)...has at least 3 rebounds in all but one game...10+ pts in 17 of last 19 games...shooting 34.7% (26/75) in last six.

Career/Season Highs

CAREER HIGHS

Points: _____ 30 (11/22/21 vs. Rice)
 FG: _____ 12 (11/22/21 vs. Rice)
 FGA: _____ 25 (11/22/21 vs. Rice)
 3-Pt FG: _____ 4 (2x)
 3-Pt FGA: _____ 7 (Multiple)
 FT: _____ 11 (12/9/20 vs. Eastern Illinois)
 FTA: _____ 13 (12/9/20 vs. Eastern Illinois)
 Rebounds: _____ 12 (11/18/21 at Eastern Illinois)
 Assists: _____ 7 (1/10/21 vs. Illinois State)
 Steals: _____ 4 (2/26/21 vs. Missouri State)
 Blocked Shots: _____ 4 (11/18/21 at Eastern Illinois)
 Minutes Played: _____ 52:28 (11/22/21 vs. Rice)

SEASON HIGHS

Points: _____ 30 (11/22/21 vs. Rice)
 FG: _____ 12 (11/22/21 vs. Rice)
 FGA: _____ 25 (11/22/21 vs. Rice)
 3-Pt FG: _____ 4 (11/22/21 vs. Rice)
 3-Pt FGA: _____ 7 (11/18/21 at Eastern Illinois)
 FT: _____ 5 (2x)
 FTA: _____ 8 (1/8/22 vs. Drake)
 Rebounds: _____ 12 (11/18/21 at Eastern Illinois)
 Assists: _____ 4 (Multiple)
 Steals: _____ 3 (11/20/21 vs. UCF)
 Blocked Shots: _____ 4 (11/18/21 at Eastern Illinois)
 Minutes Played: _____ 52:28 (11/22/21 vs. Rice)

Last 5 Games

Points per game _____ 11.8
 FG%: _____ 35.6%
 3FG%: _____ 29.2%
 Free Throw % _____ 83.3%
 Rebound Per Game _____ 4.8
 Assists _____ 6
 Turnovers _____ 7
 Blocked Shots _____ 2
 Steals _____ 2
 Minutes Per Game _____ 33.4

NEWTON'S CAREER STATISTICS

NEWTON, Jawaun

				Field Goals		3-Point		F-Throws		Rebounds									Scoring	
SEASON	TEAM	GP-GS	MIN/AVG	FG-FGA	FG%	3FG-3FGA	3FG%	FT-FTA	FT%	OFF	DEF	TOT	AVG	PF-FO	A	TO	BLK	STL	PTS	AVG
2018-19	Evans	30-1	427/14.2	27-80	.338	10-44	.227	28-36	.778	9	61	70	2.3	42-0	18	22	6	11	92	3.1
2019-20	Evans	29-21	620/21.4	59-128	.461	15-47	.319	26-37	.703	29	53	82	2.8	58-1	13	23	3	7	159	5.5
2020-21	Evans	22-22	713/32.4	112-230	.487	25-76	.329	48-60	.800	24	73	97	4.4	58-2	49	43	11	19	297	13.5
2021-22	Evans	20-20	671/33.5	100-234	.427	30-92	.326	45-57	.789	29	86	115	5.8	45-0	26	32	10	17	275	13.8
TOTAL		101-64	2432/24.1	298-672	.443	80-259	.309	147-190	.774	91	273	364	3.6	203-3	106	120	30	54	823	8.1



Guard - 5-10 - Senior

Toronto, Ontario - First Love Christian

GAME-BY-GAME STATISTICS

Opponent	Date	GS	MIN	Total		3-Pointers		Free throws		Rebounds				PF	A	TO	BLK	STL	PTS	AVG	
				FG-FGA	PCT	3FG-3FGA	PCT	FT-FTA	PCT	OFF	DEF	TOT	AVG								
at Cincinnati	11/09/2021	*	30:10	2-9	.222	0-2	.000	3-7	.429	0	4	4	4.0	1	5	3	0	1	7	7.0	
at IUPUI	11/11/2021	*	31:10	5-11	.455	1-4	.250	5-8	.625	0	7	7	5.5	1	4	0	3	16	11.5		
at Belmont	11/13/2021	*	31:50	5-7	.714	4-6	.667	3-4	.750	0	3	3	4.7	1	1	4	0	1	17	13.3	
DePaul	11/16/2021	*	34:51	5-11	.455	0-3	.000	1-3	.333	0	5	5	4.8	2	7	3	0	1	11	12.8	
vs Belmont	11/20/2021	*	31:17	4-9	.444	4-7	.571	2-2	1.000	4	2	4	2.2	6	1	0	1	1	12	12.0	
vs Rice	11/22/2021	*	27:45	6-12	.500	0-1	.000	0-2	.000	0	1	1	1.7	5	1	0	1	12	12.8		
vs Vermont	11/23/2021	*	27:09	2-8	.250	0-4	.000	0-1	.000	0	4	4	3.7	3	1	7	0	0	4	11.0	
vs Akron	11/24/2021	*	39:04	4-14	.286	0-2	.000	4-5	.800	2	4	6	4.0	3	4	0	0	1	12	11.6	
at Eastern Ill.	11/28/2021	*	30:17	10-13	.769	3-4	.750	3-5	.600	0	5	5	4.1	3	5	4	0	5	26	13.2	
Southern Ill.	12/01/2021	*	37:44	11-16	.688	2-5	.400	7-10	.700	0	3	3	4.0	1	2	1	0	3	31	15.0	
Tennessee Tech	12/04/2021	*	32:05	6-13	.462	0-3	.000	3-5	.600	1	6	7	4.3	2	3	2	0	3	15	15.0	
at Southeast Mo. St.	12/08/2021	*	33:45	4-16	.250	1-3	.333	3-7	.429	0	4	4	4.5	3	2	0	0	2	15	15.0	
at UNI	01/02/2022	*	20:47	2-6	.333	0-2	.000	3-3	1.000	0	4	4	4.5	1	5	2	0	1	7	14.4	
Drake	01/08/2022	*	34:23	6-20	.300	3-7	.429	3-7	.429	0	4	4	4.5	3	2	3	0	2	18	14.6	
at Bradley	01/12/2022	*	29:30	5-15	.333	1-4	.250	5-5	1.000	0	2	2	4.3	1	2	1	0	0	16	14.7	
Loyola Chicago	01/18/2022	*	30:04	5-16	.313	2-6	.333	0-0	.000	0	4	4	4.3	1	3	2	0	2	12	14.6	
at Illinois St.	01/21/2022	*	19:31	2-7	.286	2-5	.400	0-0	.000	0	1	1	4.1	1	2	0	0	0	6	14.1	
Illinois St.	01/23/2022	*	34:55	6-15	.400	0-5	.000	6-8	.750	1	3	4	4.1	2	4	0	0	3	18	14.3	
at SIUE	01/26/2022	*	24:32	2-9	.222	1-2	.500	1-2	.500	0	2	2	4.0	0	3	0	0	2	13	13.0	
at Missouri St.	01/29/2022	*	33:38	7-16	.438	0-3	.000	3-4	.750	1	3	3	4.0	1	4	3	0	2	27	14.0	
Totals			19	614:26	99-243	.407	24-82	.293	57-86	.663	7	73	80	4.0	41	72	57	0	30	279	14.0

Games Played	Minutes/game	Points/game	FG Pct	3FG Pct	FT Pct	Rebounds/game	Assists/game	Turnovers/game	Assist/Turnover ratio	Steals/game	Blocks/game
20	30.7	14.0	40.7	29.3	66.3	4.0	3.6	2.9	1.3	1.5	0.0

Notes

2021-22: Named MVC Player of the Week on 12/5/21...recorded 26 points at Eastern Illinois before resetting his career mark with 31 tallies against SIU going 11-for-16 from the field ...6th in MVC with 3.6 assists per game...4+ assists in 10 of last 17 games...has multiple assists in 39 of the last 43 games going back to the UT Martin game on 12/2/20...leads UE while ranking 12th in the MVC with 14.0 PPG...scored 11+ in 15 of last 19 outings...attempted at least 13 shots in 10 of last 13 games...has 45 assists against 34 turnovers in last 13 games...shooting 32.5% (39/120) in last 8 games.

Career/Season Highs

CAREER HIGHS

Points: _____ 31 (12/1/21 vs. Southern Illinois)
 FG: _____ 11 (12/1/21 vs. Southern Illinois)
 FGA: _____ 20 (1/8/22 vs. Drake)
 3-Pt FG: _____ 4 (3x)
 3-Pt FGA: _____ 7 (2x)
 FT: _____ 13 (12/2/20 at UT Martin)
 FTA: _____ 15 (12/2/20 at UT Martin)
 Rebounds: _____ 8 (2x)
 Assists: _____ 8 (2x)
 Steals: _____ 5 (11/18/21 at Eastern Illinois)
 Blocked Shots: _____ 1 (3x)
 Minutes Played: _____ 46 (12/2/20 at UT Martin)

SEASON HIGHS

Points: _____ 31 (12/1/21 vs. Southern Illinois)
FG: _____ 11 (12/1/21 vs. Southern Illinois)
FGA: _____ 20 (1/8/22 vs. Drake)
3-Pt FG: _____ 4 (2x)
3-Pt FGA: _____ 7 (2x)
FT: _____ 7 (12/1/21 vs. Southern Illinois)
FTA: _____ 10 (12/1/21 vs. Southern Illinois)
Rebounds: _____ 8 (12/8/21 at SEMO)
Assists: _____ 7 (11/16/21 vs. DePauw)
Steals: _____ 5 (11/18/21 at Eastern Illinois)
Blocked Shots: _____
Minutes Played: _____ 39:04 (11/24/21 vs. Akron)

Last 5 Games

Points per game	11.6
FG%:	34.9%
3FG%:	21.7%
Free Throw %	75.0%
Rebound Per Game	3.0
Assists	17
Turnovers	19
Blocked Shots	0
Steals	9
Minutes Per Game	28.5

GIVANCE'S CAREER STATISTICS


GIVANCE, Shamar

				Field Goals		3-Point		F-Throws		Rebounds									Scoring	
SEASON	TEAM	GP-GS	MIN/AVG	FG-FA	FG%	3FG-3FA	3FG%	FT-FTA	FT%	OFF	DEF	TOT	AVG	PF-FO	A	TO	BLK	STL	PTS	AVG
2018-19	Evans	32-6	553/17.3	45-126	.357	14-45	.311	47-63	.746	20	67	87	2.7	67-0	78	41	1	15	151	4.7
2019-20	Evans	31-3	643/20.7	35-103	.340	16-51	.314	38-56	.679	10	68	78	2.5	69-1	72	28	1	27	124	4.0
2020-21	Evans	25-25	796/31.8	116-258	.450	32-88	.364	69-89	.775	21	78	99	4.0	62-1	100	71	1	39	333	13.3
2021-22	Evans	20-19	614/30.4	99-243	.407	24-82	.293	57-86	.663	7	73	80	4.0	41-1	72	57	0	30	279	14.0
TOTAL		108-53	2606/24.1	295-730	.404	86-266	.323	211-294	.718	58	286	344	3.2	239-3	322	197	3	111	887	8.2

#FORTHE *ACES*



2021-22 Evansville Men's Basketball



10 Evan Kuhlman

Forward - 6-8 - 5th YR Senior

Liberty Township, Ohio - Lakota East

GAME-BY-GAME STATISTICS

#10 KUHLMAN, Evan

Opponent	Date	GS	MIN	Total		3-Pointers		Free throws		Rebounds				PF	A	TO	BLK	STL	PTS	AVG	
				FG-FGA	PCT	3FG-3FGA	PCT	FT-FTA	PCT	OFF	DEF	TOT	AVG								
at Cincinnati	11/09/2021	*	32:01	4-12	.333	3-9	.333	0-0	.000	0	6	6	6.0	1	1	1	0	0	11	11.0	
IUPUI	11/11/2021	*	28:30	4-7	.571	3-5	.600	2-2	1.000	0	4	4	5.0	2	2	1	1	2	13	12.0	
at Belmont	11/13/2021	*	26:25	0-8	.000	0-6	.000	1-2	.500	1	1	2	4.0	3	1	1	1	2	1	8.3	
DePauw	11/16/2021	*	38:06	8-13	.615	5-7	.714	2-3	.667	0	3	3	3.8	1	0	0	2	0	23	12.0	
UCF	11/20/2021	*	32:28	1-6	.167	0-2	.000	4-4	1.000	2	4	6	4.2	2	2	1	0	2	6	10.8	
vs Rice	11/22/2021	*	46:21	4-10	.400	2-6	.333	0-0	.000	1	6	7	4.7	4	3	1	1	3	10	10.7	
vs Akron	11/24/2021	*	17:48	0-2	.000	0-1	.000	0-0	.000	1	0	1	4.1	5	0	0	0	0	0	9.1	
Southern Ill.	12/01/2021	*	14:19	0-2	.000	0-1	.000	0-0	.000	0	2	2	3.9	0	0	0	0	0	0	8.0	
Tennessee Tech	12/04/2021	*	29:31	0-2	.000	0-2	.000	0-0	.000	0	5	5	4.0	2	2	3	1	0	0	7.1	
at Southeast Mo. St.	12/08/2021	*	27:33	1-7	.143	1-6	.167	0-0	.000	1	5	6	4.2	2	4	0	1	0	3	6.7	
at UNI	01/02/2022	*	24:42	4-6	.667	2-4	.500	2-2	1.000	0	1	1	3.9	0	0	0	0	2	12	7.2	
Drake	01/08/2022	*	35:29	2-6	.333	0-2	.000	0-0	.000	3	4	7	4.2	2	2	3	0	0	4	6.9	
at Bradley	01/12/2022	*	25:40	0-3	.000	0-1	.000	0-0	.000	0	2	2	4.0	2	3	1	1	1	0	6.4	
Loyola Chicago	01/18/2022	*	25:30	1-3	.333	1-1	1.000	0-0	.000	1	4	5	4.1	4	3	2	0	0	3	6.1	
at Illinois St.	01/21/2022	*	29:13	1-8	.125	0-4	.000	0-0	.000	0	1	1	3.9	0	2	1	1	0	2	5.9	
Illinois St.	01/23/2022	*	36:35	4-7	.571	2-3	.667	2-2	1.000	0	4	4	3.9	1	2	2	1	2	12	6.3	
UNI	01/26/2022	*	36:43	5-9	.556	3-5	.600	0-0	.000	0	4	4	3.9	3	1	0	1	3	13	6.6	
at Missouri St.	01/29/2022	*	25:17	1-2	.500	0-0	.000	1-1	1.000	0	4	4	3.9	4	1	2	0	1	3	6.4	
Totals			18	532:12	40-113	.354	22-65	.338	14-16	.875	10	60	70	3.9	38	29	19	11	18	11.6	6.4

Player Averages

Games Played	Minutes/game	Points/game	FG Pct	3FG Pct	FT Pct	Rebounds/game	Assists/game	Turnovers/game	Assist/Turnover ratio	Steals/game	Blocks/game
18	29.6	6.4	35.4	33.8	87.5	3.9	1.6	1.1	1.5	1.0	0.6

Notes

2021-22: Tied for the team lead with 11 points in opener at Cincinnati, hit 3 triples and added 6 rebounds...recorded new career scoring high with 23 pts vs. DePauw...was 5-for-7 from outside and 8-of-13 from the field...hit 2 out of 3 triples while scoring 12 in win over ILST...scored in double figures in 13 of his last 24 games...reached double figures just once between 11/24/21 and 1/21/22...9.3 PPG in last three games...hit 5 of last 8 3-pointers after going 8-for-35 in 11 games prior...averaged 2.7 PPG in his 9 games played between 11/24 and 1/21...2.0 assists per game over last six.

Career/Season Highs

CAREER HIGHS

Points: _____ 23 (11/16/21 vs. DePauw)
 FG: _____ 8 (11/16/21 vs. DePauw)
 FGA: _____ 14 (1/2/21 vs. UNI)
 3-Pt FG: _____ 5 (3x)
 3-Pt FGA: _____ 11 (1/2/21 vs. UNI)
 FT: _____ 7 (1/12/19 vs. Indiana State)
 FTA: _____ 8 (1/12/19 vs. Indiana State)
 Rebounds: _____ 9 (at Bradley, 2/9/20)
 Assists: _____ 5 (2/6/21 at Loyola)
 Steals: _____ 4 (2x)
 Blocked Shots: _____ 7 (2/5/20 vs. Southern Illinois)
 Minutes Played: _____ 46:21 (11/22/21 vs. Rice)

SEASON HIGHS

Points: _____ 23 (11/16/21 vs. DePauw)
 FG: _____ 8 (11/16/21 vs. DePauw)
 FGA: _____ 13 (11/16/21 vs. DePauw)
 3-Pt FG: _____ 5 (11/16/21 vs. DePauw)
 3-Pt FGA: _____ 9 (11/9/21 at Cincinnati)
 FT: _____ 4 (11/20/21 vs. UCF)
 FTA: _____ 4 (11/20/21 vs. UCF)
 Rebounds: _____ 7 (2x)
 Assists: _____ 4 (12/8/21 at SEMO)
 Steals: _____ 3 (2x)
 Blocked Shots: _____ 2 (11/16/21 vs. DePauw)
 Minutes Played: _____ 46:21 (11/22/21 vs. Rice)

Last 5 Games

Points per game _____ 6.6
 FG%: _____ 41.4%
 3FG%: _____ 46.2%
 Free Throw % _____ 100.0%
 Rebound Per Game _____ 3.6
 Assists _____ 9
 Turnovers _____ 7
 Blocked Shots _____ 3
 Steals _____ 6
 Minutes Per Game _____ 30.7

KUHLMAN'S CAREER STATISTICS

KUHLMAN, Evan

SEASON	TEAM	GP-GS	MIN/AVG	Field Goals		3-Point		F-Throws		Rebounds				Scoring						
				FG-FGA	FG%	3FG-3FGA	3FG%	FT-FTA	FT%	OFF	DEF	TOT	AVG	PF-FO	A	TO	BLK	STL	PTS	AVG
2017-18	Evans	25-2	284/11.4	22-48	.458	10-22	.455	5-6	.833	5	24	29	1.2	31-0	7	6	3	5	59	2.4
2018-19	Evans	32-22	720/22.5	71-182	.390	34-107	.318	22-25	.880	11	79	90	2.8	85-3	38	34	10	18	198	6.2
2019-20	Evans	27-12	566/21.0	58-136	.426	24-70	.343	17-25	.680	16	64	80	3.0	58-1	37	30	20	19	157	5.8
2020-21	Evans	25-24	725/29.0	87-191	.455	45-112	.402	13-18	.722	9	81	90	3.6	63-1	48	28	17	11	232	9.3
2021-22	Evans	18-18	532/29.6	40-113	.354	22-65	.338	14-16	.875	10	60	70	3.9	38-1	29	19	11	18	116	6.4
TOTAL		127-78	2827/22.3	278-670	.415	135-376	.359	71-90	.789	51	308	359	2.8	275-6	159	117	61	71	762	6.0



2021-22 Evansville Men's Basketball



11 Emmette Page

Guard - 6-2 - Junior

Brooklyn Park, Minn. - Northeast (Neb.) CC

GAME-BY-GAME STATISTICS

#11 PAGE, Emmette

Opponent	Date	GS	MIN	Total FG-FGA	PCT	3-Pointers 3FG-3FGA	PCT	Free throws FT-FTA	PCT	Rebounds OFF DEF TOT AVG	PF	A	TO	BLK	STL	PTS	AVG
IUPUI	11/11/2021		03:09	0-0	.000	0-0	.000	0-0	.000	0	0	0	0.0	0	0	0	0.0
at Belmont	11/13/2021		03:26	0-3	.000	0-2	.000	0-0	.000	0	1	1	0.5	1	0	1	0.0
at Southeast Mo. St.	12/08/2021		01:09	0-0	.000	0-0	.000	0-0	.000	0	0	0	0.3	0	0	0	0.0
at UNI	01/02/2022		02:25	0-0	.000	0-0	.000	0-0	.000	0	0	0	0.3	0	0	0	0.0
Drake	01/08/2022		13:30	0-1	.000	0-1	.000	4-4	1.000	0	1	1	0.4	0	1	0	4.0
at Bradley	01/12/2022		07:36	1-3	.333	1-3	.333	0-0	.000	0	0	0	0.3	0	1	0	3.0
Loyola Chicago	01/18/2022		03:37	0-1	.000	0-1	.000	0-0	.000	0	0	0	0.3	0	0	0	1.0
Totals		0	34:52	1-8	.125	1-7	.143	4-4	1.000	0	2	2	0.3	1	2	0	7.0

Player Averages

Games Played	Minutes/ game	Points/ game	FG Pct	3FG Pct	FT Pct	Rebounds/ game	Assists/ game	Turnovers/ game	Assist/Turnover ratio	Steals/ game	Blocks/ game
7	5.0	1.0	12.5	14.3	100.0	0.3	0.1	0.3	0.5	0.0	0.0

Career/Season Highs

CAREER HIGHS

Points: _____ 4 (1/8/22 vs. Drake)
 FG: _____ 1 (1/12/22 at Bradley)
 FGA: _____ 4 (12/2/20 at UT Martin)
 3-Pt FG: _____ 1 (1/12/22 at Bradley)
 3-Pt FGA: _____ 3 (1/12/22 at Bradley)
 FT: _____ 4 (1/8/22 vs. Drake)
 FTA: _____ 4 (1/8/22 vs. Drake)
 Rebounds: _____ 1 (Multiple)
 Assists: _____ 1 (1/8/22 vs. Drake)
 Steals: _____
 Blocked Shots: _____
 Minutes Played: _____ 13:30 (1/8/22 vs. Drake)

SEASON HIGHS

Points: _____ 4 (1/8/22 vs. Drake)
 FG: _____ 1 (1/12/22 at Bradley)
 FGA: _____ 3 (2x)
 3-Pt FG: _____ 1 (1/12/22 at Bradley)
 3-Pt FGA: _____ 3 (1/12/22 at Bradley)
 FT: _____ 4 (1/8/22 vs. Drake)
 FTA: _____ 4 (1/8/22 vs. Drake)
 Rebounds: _____ 1 (2x)
 Assists: _____ 1 (1/8/22 vs. Drake)
 Steals: _____
 Blocked Shots: _____
 Minutes Played: _____ 13:30 (1/8/22 vs. Drake)

Notes

2021 Exhibition Games: Opened with 14 pts against MSJ...hit 5 of his 6 attempts while adding 3 steals...played just under five minutes in win over KWC...first regular-season minutes came in win over IUPUI...hit all four free throws on his way to career-high 4 points against Drake...played his high of 13:30 against the Bulldogs...first career field goal was a triple at Bradley...two highest minute tallies came against Drake and Bradley.

Last 5 Games

Points per game _____ 0.0
 FG%: _____ 0.00%
 3FG%: _____ 0.00%
 Free Throw % _____ -
 Rebound Per Game _____ 0.0
 Assists _____ 0
 Turnovers _____ 0
 Blocked Shots _____ 0
 Steals _____ 0
 Minutes Per Game _____ 3.6

PAGE'S CAREER STATISTICS

PAGE, Emmette

				Field Goals		3-Point		F-Throws		Rebounds										Scoring	
SEASON	TEAM	GP-GS	MIN/AVG	FG-FGA	FG%	3FG-3FGA	3FG%	FT-FTA	FT%	OFF	DEF	TOT	AVG	PF-FO	A	TO	BLK	STL	PTS	AVG	
2020-21	Evans	2-0	17/8.5	0-6	.000	0-4	.000	1-3	.333	0	1	1	0.5	0-0	0	0	0	0	1	0.5	
2021-22	Evans	7-0	35/5.0	1-8	.125	1-7	.143	4-4	1.000	0	2	2	0.3	1-0	1	2	0	0	7	1.0	
TOTAL		9-0	52/5.8	1-14	.071	1-11	.091	5-7	.714	0	3	3	0.3	1-0	1	2	0	0	8	0.9	



2021-22 Evansville Men's Basketball



13 Blaise Beauchamp

Guard - 6-3 - Sophomore
Minnetonka, Minn. - Lincoln Trail (Ill.) College

GAME-BY-GAME STATISTICS

#13 BEAUCHAMP, Blaise

Opponent	Date	GS	MIN	Total FG-FGA	PCT	3FG-3FGA	PCT	Free throws FT-FTA	PCT	Rebounds OFF DEF TOT	AVG	PF	A	TO	BLK	STL	PTS	AVG
at Cincinnati	11/09/2021		24:38	3-10	.300	1-6	.167	4-5	.800	0 4 4	4.0	1	0	1	1	0	11	11.0
IUPUI	11/11/2021		24:11	3-6	.500	1-3	.333	5-6	.833	1 4 5	4.5	1	0	3	0	2	12	11.5
at Belmont	11/13/2021		15:57	3-5	.600	3-4	.750	0-0	.000	0 2 2	3.7	0	0	1	0	0	9	10.7
DePauw	11/16/2021		13:29	2-6	.333	0-2	.000	0-0	.000	1 2 3	3.5	0	1	0	0	1	4	9.0
UCF	11/20/2021		14:33	1-4	.250	1-3	.333	1-3	.333	0 1 1	3.0	1	1	2	0	0	4	8.0
vs Rice	11/22/2021		19:45	1-3	.333	0-1	.000	0-0	.000	1 1 2	2.8	1	0	1	0	1	2	7.0
vs Vermont	11/23/2021		13:25	1-4	.250	0-2	.000	3-3	1.000	0 0 0	2.4	0	3	0	0	0	5	6.7
vs Akron	11/24/2021		00:56	0-0	.000	0-0	.000	0-1	.000	0 0 0	2.1	1	0	1	0	0	0	5.9
at Eastern Ill.	11/28/2021		22:06	5-12	.417	2-5	.400	0-0	.000	0 2 2	2.1	0	0	0	0	2	12	6.6
Southern Ill.	12/01/2021		12:20	2-4	.500	1-2	.500	0-0	.000	0 0 0	1.9	0	0	0	0	1	5	6.4
Tennessee Tech	12/04/2021		19:38	1-5	.200	1-3	.333	0-2	.000	0 3 3	2.0	1	2	0	0	0	3	6.1
at Southeast Mo. St.	12/08/2021		16:54	4-7	.571	3-6	.500	0-0	.000	0 0 0	1.8	1	1	1	0	0	11	6.5
at UNI	01/02/2022	*	28:45	5-12	.417	4-10	.400	0-0	.000	0 3 3	1.9	4	0	2	0	0	14	7.1
Drake	01/08/2022		10:18	0-1	.000	0-0	.000	0-0	.000	0 1 1	1.9	0	0	0	0	1	0	6.6
at Bradley	01/12/2022		17:05	2-5	.400	1-4	.250	0-0	.000	0 0 0	1.7	1	0	1	0	0	5	6.5
Loyola Chicago	01/18/2022		17:13	1-6	.167	0-3	.000	2-2	1.000	1 0 1	1.7	0	2	0	0	0	4	6.3
at Illinois St.	01/21/2022		08:12	2-2	1.000	0-0	.000	0-0	.000	0 0 0	1.6	0	0	2	0	0	4	6.2
Illinois St.	01/23/2022		10:48	0-1	.000	0-1	.000	0-0	.000	0 2 2	1.6	0	0	3	0	0	0	5.8
UNI	01/26/2022		21:00	5-7	.714	3-4	.750	0-0	.000	0 0 0	1.5	3	1	2	1	0	13	6.2
at Missouri St.	01/29/2022		13:14	2-6	.333	1-2	.500	2-2	1.000	0 0 0	1.5	3	1	1	0	0	7	6.3
Totals			1 324:26	43-106	.406	22-61	.361	17-24	.708	4 25 29	1.5 18 12 21	3 7 125	6.3					

Player Averages

Games Played	Minutes/game	Points/game	FG Pct	3FG Pct	FT Pct	Rebounds/game	Assists/game	Turnovers/game	Assist/Turnover ratio	Steals/game	Blocks/game
20	16.2	6.3	40.6	36.1	70.8	1.5	0.6	1.1	0.6	0.4	0.2

Notes

2021-22: Finished exhibition contests averaging 12.0 PPG...tied for team-high with 11 points at Cincinnati...scored 12 points in games against IUPUI and Eastern Illinois...added 11 pts at SEMO going 3-6 from outside...made first start at UNI and set career mark with 14 points in a high of 28:45 minutes...scored 13 in home game vs. UNI (5/7 FG, 3/4 3pt) and averaged 13.5 PPG in season series vs. Panthers...hit 16 of his last 40 from outside...5 or fewer pts in 5 of last 7 games (12.5 PPG in pct before that)...9-for-16 from the field in last four games.

Career/Season Highs

CAREER HIGHS

Points: _____ 14 (1/2/22 at UNI)
FG: _____ 5 (Multiple)
FGA: _____ 12 (2x)
3-Pt FG: _____ 4 (1/2/22 at UNI)
3-Pt FGA: _____ 10 (1/2/22 at UNI)
FT: _____ 5 (11/11/21 vs. IUPUI)
FTA: _____ 6 (11/11/21 vs. IUPUI)
Rebounds: _____ 5 (11/11/21 vs. IUPUI)
Assists: _____ 3 (11/23/21 vs. Vermont)
Steals: _____ 2 (2x)
Blocked Shots: _____ 1 (Multiple)
Minutes Played: _____ 28:45 (1/2/22 at UNI)

SEASON HIGHS

Points: _____ 14 (1/2/22 at UNI)
FG: _____ 5 (Multiple)
FGA: _____ 12 (2x)
3-Pt FG: _____ 4 (1/2/22 at UNI)
3-Pt FGA: _____ 10 (1/2/22 at UNI)
FT: _____ 5 (11/11/21 vs. IUPUI)
FTA: _____ 6 (11/11/21 vs. IUPUI)
Rebounds: _____ 5 (11/11/21 vs. IUPUI)
Assists: _____ 3 (11/23/21 vs. Vermont)
Steals: _____ 2 (2x)
Blocked Shots: _____ 1 (Multiple)
Minutes Played: _____ 28:45 (1/2/22 at UNI)

Last 5 Games

Points per game	5.6
FG%:	45.5%
3FG%:	40.0%
Free Throw %	100.0%
Rebound Per Game	0.6
Assists	4
Turnovers	8
Blocked Shots	1
Steals	0
Minutes Per Game	14.1

BEAUCHAMP'S CAREER STATISTICS

BEAUCHAMP, Blaise

SEASON	TEAM	GP-GS	MIN/AVG	Field Goals FG-FGA	FG%	3-Point 3FG-3FGA	3FG%	F-Throws FT-FTA	FT%	Rebounds OFF DEF TOT	AVG	PF-FO	A	TO	BLK	STL	PTS	AVG
2021-22	Evans	20-1	324/16.2	43-106	.406	22-61	.361	17-24	.708	4 25 29	1.5	18-0	12	21	3	7	125	6.3
TOTAL		20-1	324/16.2	43-106	.406	22-61	.361	17-24	.708	4 25 29	1.5	18-0	12	21	3	7	125	6.3



2021-22 Evansville Men's Basketball



15 Grant Tichenor

Guard - 6-1 - Freshman

Hartford, Ky. - Ohio County

GAME-BY-GAME STATISTICS

Notes

2021 Exhibition Games: Saw 1:30 of floor time against MSJ...credited with an assist in the final minute.

Career/Season Highs

CAREER HIGHS

Points: _____
FG: _____
FGA: _____
3-Pt FG: _____
3-Pt FGA: _____
FT: _____
FTA: _____
Rebounds: _____
Assists: _____
Steals: _____
Blocked Shots: _____
Minutes Played: _____

SEASON HIGHS

Points: _____
FG: _____
FGA: _____
3-Pt FG: _____
3-Pt FGA: _____
FT: _____
FTA: _____
Rebounds: _____
Assists: _____
Steals: _____
Blocked Shots: _____
Minutes Played: _____

Last 5 Games

Points per game _____
FG%: _____
3FG%: _____
Free Throw % _____
Rebound Per Game _____
Assists _____
Turnovers _____
Blocked Shots _____
Steals _____
Minutes Per Game _____

TICHENOR'S CAREER STATISTICS



2021-22 Evansville Men's Basketball



24 Preston Phillips

Forward - 6-8 - Freshman
Elkhart, Ind. - Don Bosco (Ind.) Institute

GAME-BY-GAME STATISTICS

#24 PHILLIPS, Preston

Opponent			Date	GS	MIN	Total		3-Pointers		Free throws		Rebounds		PF	A	TO	BLK	STL	PTS	AVG					
						FG-FGA	PCT	3FG-3FGA	PCT	FT-FTA	PCT	OFF	DEF	TOT	AVG										
at Cincinnati						11/09/2021		09:26	0-5	.000	0-0	.000	0-0	.000	3	0	3	3.0	0	0	0	0.0			
IUPUI						11/11/2021		21:08	1-1	1.000	0-0	.000	0-0	.000	1	4	5	4.0	1	0	0	2	2.0		
at Belmont						11/13/2021		24:41	1-2	.500	0-1	.000	0-0	.000	1	2	3	3.7	2	2	1	0	1	2	1.3
DePauw						11/16/2021	*	18:20	1-1	1.000	0-0	.000	0-0	.000	2	4	6	4.3	2	3	2	0	0	2	1.5
UCF						11/20/2021	*	20:15	1-3	.333	0-1	.000	0-0	.000	1	2	3	4.0	1	1	0	1	0	0	1.6
vs Vermont						11/23/2021		18:11	0-1	.000	0-0	.000	0-0	.000	1	2	3	3.8	3	1	0	0	0	0	1.3
vs Akron						11/24/2021		05:30	0-1	.000	0-0	.000	0-1	.000	1	1	2	3.6	0	0	0	1	0	0	1.1
Southern Ill.						12/01/2021		21:39	0-0	.000	0-0	.000	0-0	.000	0	4	4	3.6	3	0	0	2	0	0	1.0
Tennessee Tech						12/04/2021		06:43	1-2	.500	0-1	.000	0-0	.000	0	2	2	3.4	1	0	0	0	0	0	1.1
at Southeast Mo. St.						12/08/2021		17:45	2-2	1.000	1-1	1.000	0-0	.000	1	4	5	3.6	2	1	0	0	1	1	1.5
at UNI						01/02/2022		15:23	1-1	1.000	0-0	.000	0-0	.000	0	3	3	3.5	1	1	0	0	0	0	1.5
Drake						01/08/2022	*	17:20	0-1	.000	0-1	.000	0-0	.000	1	1	2	3.4	3	0	1	1	0	0	1.4
at Bradley						01/12/2022	*	30:32	1-2	.500	0-1	.000	0-0	.000	1	8	9	3.8	3	2	0	0	1	2	1.5
Loyola Chicago						01/18/2022	*	21:16	1-3	.333	1-1	1.000	0-0	.000	0	0	0	3.6	3	0	0	0	0	0	1.6
at Illinois St.						01/21/2022	*	27:44	2-3	.667	1-1	1.000	0-0	.000	0	0	0	3.3	0	2	0	0	0	0	1.8
Illinois St.						01/23/2022	*	28:18	1-4	.250	0-1	.000	2-2	1.000	2	4	6	3.5	2	3	1	1	0	1	1.9
UNI						01/26/2022	*	24:59	2-3	.667	0-1	.000	0-2	.000	2	2	4	3.5	1	2	1	0	0	2	2.1
at Missouri St.						01/29/2022	*	29:23	2-3	.667	0-0	.000	0-0	.000	1	11	12	4.0	4	1	0	0	0	0	2.2
Totals							9	358:32	17-38	.447	3-10	.300	2-5	.400	18	54	72	4.0	32	17	9	6	8	39	2.2

Player Averages

Games Played	Minutes/game	Points/game	FG Pct	3FG Pct	FT Pct	Rebounds/game	Assists/game	Turnovers/game	Assist/Turnover ratio	Steals/game	Blocks/game
18	19.9	2.2	44.7	30.0	40.0	4.0	0.9	0.5	1.9	0.4	0.3

Notes

2021-22: On the floor 9:26 at Cincinnati, finishing with 3 rebounds... set season marks with 3 assists vs. DePauw in his first UE start while grabbing 6 boards...blocked 2 shots against SIU...finished with 5 points, 5 rebounds and hit first triple at SEMO...had 9 RBS while playing high mark of minutes (30:32) at Bradley...tied scoring mark with 5 pts at ILST...career-high 12 RBS at Missouri St...7.3 RPG in last 3...played 15 minutes or more in 15 of his last 17 games...has played an average of 27.0 minutes per game over last six...has multiple rebounds in all but two games he has appeared in...has 9 starts as a freshman...4.3 PPG over last four.

Career/Season Highs

CAREER HIGHS

Points: _____ 5 (2x)
FG: _____ 2 (Multiple)
FGA: _____ 5 (11/9/21 at Cincinnati)
3-Pt FG: _____ 1 (3x)
3-Pt FGA: _____ 1 (Multiple)
FT: _____ 2 (1/23/22 vs. Illinois State)
FTA: _____ 2 (2x)
Rebounds: _____ 12 (1/29/22 at Missouri State)
Assists: _____ 3 (11/16/21 vs. DePauw)
Steals: _____ 2 (2x)
Blocked Shots: _____ 2 (12/1/21 vs. Southern Illinois)
Minutes Played: _____ 30:32 (1/12/22 at Bradley)

SEASON HIGHS

Points: _____ 5 (2x)
FG: _____ 2 (Multiple)
FGA: _____ 5 (11/9/21 at Cincinnati)
3-Pt FG: _____ 1 (3x)
3-Pt FGA: _____ 1 (Multiple)
FT: _____ 2 (1/23/22 vs. Illinois State)
FTA: _____ 2 (2x)
Rebounds: _____ 12 (1/29/22 at Missouri State)
Assists: _____ 3 (11/16/21 vs. DePauw)
Steals: _____ 2 (2x)
Blocked Shots: _____ 2 (12/1/21 vs. Southern Illinois)
Minutes Played: _____ 30:32 (1/12/22 at Bradley)

Last 5 Games

Points per game	4.0
FG%	50.0%
3FG%	40.0%
Free Throw %	50.0%
Rebound Per Game	4.4
Assists	7
Turnovers	4
Blocked Shots	1
Steals	3
Minutes Per Game	26.3

PHILLIPS' CAREER STATISTICS

PHILLIPS, Preston

				Field Goals		3-Point		F-Throws		Rebounds									Scoring	
SEASON	TEAM	GP-GS	MIN/AVG	FG-FGA	FG%	3FG-3FGA	3FG%	FT-FTA	FT%	OFF	DEF	TOT	AVG	PF-FO	A	TO	BLK	STL	PTS	AVG
2021-22	Evans	18-9	359/19.9	17-38	.447	3-10	.300	2-5	.400	18	54	72	4.0	32-0	17	9	6	8	39	2.2
TOTAL		18-9	359/19.9	17-38	.447	3-10	.300	2-5	.400	18	54	72	4.0	32-0	17	9	6	8	39	2.2



2021-22 Evansville Men's Basketball



30 Noah Frederking

Guard - 6-4 - 5th YR Senior
Okawville, Ill. - Okawville

GAME-BY-GAME STATISTICS

#30 FREDERKING, Noah

Opponent	Date	GS	MIN	Total		3-Pointers		Free throws		Rebounds			PF	A	TO	BLK	STL	PTS	AVG	
				FG	FGA	PCT	3FG	3FGA	PCT	FT	FTA	PCT								OFF
at Cincinnati	11/09/2021	*	32:26	2-5	.400	2-3	.667	0-0	.000	1	7	8	8.0	1	0	1	0	2	6	6.0
IUPUI	11/11/2021	*	09:11	0-1	.000	0-1	.000	0-0	.000	0	0	0	4.0	0	1	0	0	1	0	3.0
DePauw	11/16/2021	*	32:26	4-6	.667	3-4	.750	0-0	.000	0	4	4	4.0	0	1	0	0	1	11	5.7
UCF	11/20/2021	*	32:28	5-7	.714	2-4	.500	0-0	.000	0	2	2	3.5	0	1	1	0	1	12	7.3
vs Rice	11/22/2021	*	53:22	4-11	.364	3-8	.375	5-6	.833	1	6	7	4.2	4	3	2	0	1	16	9.0
vs Vermont	11/23/2021	*	38:02	3-13	.231	1-8	.125	2-2	1.000	2	5	7	4.7	0	2	1	0	2	9	9.0
vs Akron	11/24/2021	*	37:20	3-7	.429	1-5	.200	2-2	1.000	0	3	3	4.4	3	0	3	0	1	9	9.0
at Eastern Ill.	11/28/2021	*	33:56	3-10	.300	1-7	.143	0-1	.000	1	5	6	4.6	4	1	0	0	2	7	8.8
Southern Ill.	12/01/2021	*	32:48	1-6	.167	1-3	.333	0-0	.000	0	4	4	4.6	1	1	0	1	0	3	8.1
Tennessee Tech	12/04/2021	*	32:43	0-6	.000	0-5	.000	0-0	.000	0	5	5	4.6	1	1	3	0	2	0	7.3
at Southeast Mo. St.	12/08/2021	*	34:18	5-13	.385	3-11	.273	2-3	.667	0	3	3	4.5	0	0	0	0	2	15	8.0
at UNI	01/02/2022	*	29:58	3-11	.273	2-10	.200	0-0	.000	1	6	7	4.7	2	1	2	1	2	8	8.0
Drake	01/08/2022	*	26:35	2-4	.500	2-4	.500	0-0	.000	0	4	4	4.6	1	1	0	0	1	6	7.8
at Bradley	01/12/2022	*	29:09	0-3	.000	0-2	.000	0-0	.000	0	2	2	4.4	2	0	0	0	1	0	7.3
Loyola Chicago	01/18/2022	*	33:24	4-4	1.000	3-3	1.000	0-0	.000	0	2	2	4.3	3	0	0	0	1	11	7.5
at Illinois St.	01/21/2022	*	21:41	2-5	.400	1-4	.250	0-0	.000	1	0	1	4.1	1	1	1	0	0	5	7.4
Illinois St.	01/23/2022	*	34:32	5-9	.556	2-5	.400	2-3	.667	2	5	7	4.2	2	1	2	0	1	14	7.8
UNI	01/26/2022	*	36:32	3-10	.300	3-9	.333	0-0	.000	1	2	3	4.2	2	1	1	0	3	9	7.8
at Missouri St.	01/29/2022	*	26:35	0-7	.000	0-5	.000	0-0	.000	0	3	3	4.1	3	0	1	0	0	0	7.4
Totals	19	607:26	49-138	.355	30-101	.297	13-17	.765	10	68	78	4.1	30	17	18	3	25	141	7.4	

Player Averages

Games Played	Minutes/game	Points/game	FG Pct	3FG Pct	FT Pct	Rebounds/game	Assists/game	Turnovers/game	Assist/Turnover ratio	Steals/game	Blocks/game
19	32.0	7.4	35.5	29.7	76.5	4.1	0.9	0.9	0.9	1.3	0.2

Notes

2021-22: Set career mark with 8 rebounds in opener at Cincinnati, added 6 points...first double digit game was 11 tallies vs. DePauw...shot 5-for-7 against UCF scoring 12 points...posted season-high 16 points against Rice while playing top total of 53 minutes...recorded 15 pts at SEMO...hit 11 of his last 32 3-point tries...scored 7+ points in 11 of last 17 games...started the season 10-of-20 from 3-point range (opening 4 games) but is 20-of-81 (24.7%) since that time...has 954 career points.

Career/Season Highs

CAREER HIGHS

Points: _____ 26 (11/15/18 vs. KWC)
FG: _____ 9 (11/15/18 vs. KWC)
FGA: _____ 15 (11/27/20 vs. Prairie View A&M)
3-Pt FG: _____ 6 (12/2/20 at UT Martin)
3-Pt FGA: _____ 11 (12/8/21 at SEMO)
FT: _____ 6 (1/27/18 vs. Drake)
FTA: _____ 6 (Multiple)
Rebounds: _____ 8 (11/9/21 at Cincinnati)
Assists: _____ 5 (vs. UNI, 1/31/18)
Steals: _____ 3 (1/26/22 vs. UNI)
Blocked Shots: _____ 1 (Multiple)
Minutes Played: _____ 53:22 (11/22/21 vs. Rice)

SEASON HIGHS

Points: _____ 16 (11/22/21 vs. Rice)
FG: _____ 5 (3x)
FGA: _____ 13 (2x)
3-Pt FG: _____ 3 (Multiple)
3-Pt FGA: _____ 11 (12/8/21 at SEMO)
FT: _____ 5 (11/22/21 vs. Rice)
FTA: _____ 6 (11/22/21 vs. Rice)
Rebounds: _____ 8 (11/9/21 at Cincinnati)
Assists: _____ 3 (11/22/21 vs. Rice)
Steals: _____ 3 (1/26/22 vs. UNI)
Blocked Shots: _____ 1 (Multiple)
Minutes Played: _____ 53:22 (11/22/21 vs. Rice)

Last 5 Games

Points per game	7.8
FG%:	40.0%
3FG%:	34.6%
Free Throw %	66.7%
Rebound Per Game	3.2
Assists	4
Turnovers	5
Blocked Shots	1
Steals	6
Minutes Per Game	30.5

FREDERKING'S CAREER STATISTICS

FREDERKING, Noah

SEASON	TEAM	GP-GS	MIN/AVG	Field Goals FG-FGA	FG%	3-Point 3FG-3FGA	3FG%	F-Throws FT-FTA	FT%	Rebounds OFF DEF TOT AVG	PF-FO	A	TO	BLK	STL	PTS	AVG
2017-18	Evans	32-9	690/21.6	57-149	.383	24-66	.364	35-43	.814	13 43 56 1.8	28-0	36	30	3	12	173	5.4
2018-19	Evans	32-8	640/20.0	68-157	.433	41-110	.373	23-35	.657	11 53 64 2.0	35-0	23	27	1	12	200	6.3
2019-20	Evans	32-15	762/23.8	65-192	.339	44-142	.310	10-15	.667	14 51 65 2.0	31-0	22	22	2	10	184	5.8
2020-21	Evans	25-25	829/33.2	86-205	.420	55-135	.407	29-38	.763	14 49 63 2.5	33-0	14	15	4	11	256	10.2
2021-22	Evans	19-19	607/32.0	49-138	.355	30-101	.297	13-17	.765	10 68 78 4.1	30-0	17	18	3	25	141	7.4
TOTAL		140-76	3529/25.2	325-841	.386	194-554	.350	110-148	.743	62 264 326 2.3	157-0	112	112	13	70	954	6.8



2021-22 Evansville Men's Basketball



31 Iyen Enaruna

Forward - 6-9 - Senior
Amsterdam, Netherlands -
Cloud County (Kan.) CC

GAME-BY-GAME STATISTICS

#31 ENARUNA, Iyen

Opponent	Date	GS	MIN	Total		3-Pointers		Free throws		Rebounds				PF	A	TO	BLK	STL	PTS	AVG
				FG-FGA	PCT	3FG-3FGA	PCT	FT-FTA	PCT	OFF	DEF	TOT	AVG							
at Cincinnati	11/09/2021	*	13:40	0-5	.000	0-2	.000	0-0	.000	0	0	0	0.0	3	1	0	0	1	0	0.0
IUPUI	11/11/2021	*	17:03	2-2	1.000	0-0	.000	1-2	.500	0	1	1	0.5	0	0	0	0	0	5	2.5
at Belmont	11/13/2021	*	16:22	2-8	.250	0-1	.000	0-0	.000	2	1	3	1.3	2	0	1	0	2	4	3.0
UCF	11/20/2021		03:47	0-0	.000	0-0	.000	0-0	.000	0	1	1	1.3	0	0	1	0	0	0	2.3
vs Rice	11/22/2021		08:42	3-3	1.000	0-0	.000	3-4	.750	0	1	1	1.2	2	0	0	0	1	9	3.6
vs Vermont	11/23/2021	*	22:38	1-5	.200	0-0	.000	0-1	.000	2	2	4	1.7	2	0	3	0	0	2	3.3
vs Akron	11/24/2021		09:22	1-2	.500	0-1	.000	0-0	.000	0	1	1	1.6	3	0	0	0	0	2	3.1
at Eastern Ill.	11/28/2021	*	21:45	1-5	.200	0-2	.000	0-0	.000	1	4	5	2.0	2	0	1	2	0	2	3.0
Southern Ill.	12/01/2021		25:41	1-3	.333	0-0	.000	0-0	.000	0	0	0	1.8	1	2	0	0	0	2	2.9
Tennessee Tech	12/04/2021		04:39	0-1	.000	0-1	.000	0-0	.000	0	1	1	1.7	0	0	0	0	0	0	2.6
at Southeast Mo. St.	12/08/2021		02:01	0-1	.000	0-0	.000	0-2	.000	0	0	0	1.5	0	0	0	0	0	0	2.4
at Bradley	01/12/2022		01:31	0-0	.000	0-0	.000	0-0	.000	0	0	0	1.4	0	0	0	0	0	0	2.2
Loyola Chicago	01/18/2022		04:46	0-2	.000	0-0	.000	2-2	1.000	0	1	1	1.4	0	0	0	0	0	2	2.2
at Illinois St.	01/21/2022		04:11	2-2	1.000	0-0	.000	2-2	1.000	0	0	0	1.3	0	0	0	0	0	6	2.4
Totals			5 156:08	13-39	.333	0-7	.000	8-13	.615	5	13	18	1.3	15	3	7	2	4	34	2.4

Player Averages

Games Played	Minutes/game	Points/game	FG Pct	3FG Pct	FT Pct	Rebounds/game	Assists/game	Turnovers/game	Assist/Turnover ratio	Steals/game	Blocks/game
14	11.2	2.4	33.3	0.0	61.5	1.3	0.2	0.5	0.4	0.3	0.1

Career/Season Highs

CAREER HIGHS

Points: _____ 17 (1/17/21 at Bradley)
FG: _____ 6 (2/21/21 at Drake)
FGA: _____ 11 (2/21/21 at Drake)
3-Pt FG: _____ 1 (4x)
3-Pt FGA: _____ 3 (2x)
FT: _____ 6 (1/17/21 at Bradley)
FTA: _____ 11 (1/17/21 at Bradley)
Rebounds: _____ 7 (1/17/21 at Bradley)
Assists: _____ 2 (2/6/21 at Loyola)
Steals: _____ 2 (11/13/21 at Belmont)
Blocked Shots: _____ 2 (Multiple)
Minutes Played: _____ 28 (1/17/21 at Bradley)

SEASON HIGHS

Points: _____ 9 (11/22/21 vs. Rice)
FG: _____ 3 (11/22/21 vs. Rice)
FGA: _____ 8 (11/13/21 at Belmont)
3-Pt FG: _____
3-Pt FGA: _____ 2 (2x)
FT: _____ 3 (11/22/21 vs. Rice)
FTA: _____ 4 (11/22/21 vs. Rice)
Rebounds: _____ 5 (11/18/21 at Eastern Illinois)
Assists: _____ 1 (11/9/21 at Cincinnati)
Steals: _____ 2 (11/13/21 at Belmont)
Blocked Shots: _____ 2 (11/18/21 at Eastern Illinois)
Minutes Played: _____ 25:41 (12/1/21 vs. Southern Illinois)

Notes

2021-22: Was 5-8 from the line with 7 points in exhibition opener against Mount St. Joseph seeing 21 minutes of action...hit back-to-back baskets on his way to 5 points vs. IUPUI...scored season high of 9 points vs. Rice...was 3-for-3 from the field and 3-of-4 from the line...added 4 rebounds against Vermont before setting season mark with 5 at EIU...added two blocks in win over the Panthers...started season 7-of-18 shooting, has gone 6-for-21 since...played under five minutes in five appearances since Dec. 4.

Last 5 Games

Points per game _____ 4.0
FG%: _____ 50.0%
3FG%: _____ -
Free Throw % _____ 100.0%
Rebound Per Game _____ 0.5
Assists _____ 0
Turnovers _____ 0
Blocked Shots _____ 0
Steals _____ 0
Minutes Per Game _____ 4.5

ENARUNA'S CAREER STATISTICS

ENARUNA, Iyen

SEASON	TEAM	GP-GS	MIN/AVG	Field Goals		3-Point		F-Throws		Rebounds				Scoring			
				FG-FGA	FG%	3FG-3FGA	3FG%	FT-FTA	FT%	OFF	DEF	TOT	AVG	PF-FO	A	TO	BLK
2020-21	Evans	25-1	331/13.3	42-85	.494	4-16	.250	26-38	.684	24	31	55	2.2	36-2	8	22	9
2021-22	Evans	14-5	156/11.2	13-39	.333	0-7	.000	8-13	.615	5	13	18	1.3	15-0	3	7	2
TOTAL		39-6	488/12.5	55-124	.444	4-23	.174	34-51	.667	29	44	73	1.9	51-2	11	29	11



2021-22 Evansville Men's Basketball



34 Antoine Smith Jr.

Forward - 6-7 - Junior
Westerville, Ohio - Collin (Texas) CC

GAME-BY-GAME STATISTICS

#34 SMITH JR., Antoine

Opponent	Date	GS	MIN	Total		3-Pointers		Free throws		Rebounds				PF	A	TO	BLK	STL	PTS	AVG	
				FG-FGA	PCT	3FG-3FGA	PCT	FT-FTA	PCT	OFF	DEF	TOT	AVG								
at Cincinnati	11/09/2021		28:37	1-4	.250	1-2	.500	0-0	.000	0	2	2	2	0	3	2	0	0	3	3.0	
IUPUI	11/11/2021		20:31	0-1	.000	0-1	.000	0-0	.000	0	3	3	2.5	2	1	0	0	1	0	1.5	
at Belmont	11/13/2021	*	18:00	0-3	.000	0-2	.000	0-0	.000	0	2	2	2	1	1	1	0	0	1	1.0	
DePauw	11/16/2021		07:08	1-1	1.000	1-1	1.000	0-0	.000	0	0	0	1.8	0	0	1	0	0	3	1.5	
UCF	11/20/2021		20:37	3-6	.500	1-4	.250	0-0	.000	1	3	4	2.3	3	1	7	0	1	7	7.0	
vs Rice	11/22/2021	*	40:18	9-9	1.000	6-6	1.000	0-0	.000	2	1	3	2.3	2	0	0	0	1	24	6.2	
vs Vermont	11/23/2021	*	32:04	1-6	.167	0-4	.000	2-2	1.000	0	3	3	2.4	2	2	1	0	4	5.9	5.9	
vs Akron	11/24/2021	*	36:11	6-10	.600	3-6	.500	1-2	.500	0	2	2	2.4	4	0	1	0	16	7.1	7.1	
at Eastern Ill.	11/28/2021	*	36:24	3-7	.429	2-5	.400	2-2	1.000	1	1	2	2.3	2	2	1	0	10	7.4	7.4	
Southern Ill.	12/01/2021	*	14:36	1-2	.500	1-2	.500	0-0	.000	0	0	0	2.1	1	1	2	0	3	7.0	7.0	
Tennessee Tech	12/04/2021	*	26:15	4-6	.667	4-6	.667	0-0	.000	0	1	1	2.0	1	1	1	2	0	12	7.5	7.5
at Southeast Mo. St.	12/08/2021	*	19:09	3-4	.750	0-1	.000	0-0	.000	0	2	2	2.0	2	0	4	1	0	6	6.0	6.0
at UNI	01/02/2022	*	12:54	1-2	.500	0-1	.000	0-0	.000	0	0	0	1.8	3	1	1	0	0	2	6.9	6.9
Drake	01/08/2022		06:22	0-1	.000	0-0	.000	0-0	.000	0	1	1	1.8	2	0	0	0	0	6.4	6.4	
at Bradley	01/12/2022		08:59	1-4	.250	1-2	.500	0-0	.000	0	1	1	1.7	1	0	0	0	3	6.2	6.2	
Loyola Chicago	01/18/2022		10:47	0-1	.000	0-1	.000	0-0	.000	1	2	3	1.8	1	0	1	0	0	5.8	5.8	
at Illinois St.	01/21/2022		18:19	2-4	.500	1-2	.500	0-0	.000	2	1	3	1.9	1	1	1	0	0	5	5.8	5.8
Illinois St.	01/23/2022		05:28	0-0	.000	0-0	.000	0-0	.000	1	0	1	1.8	0	0	0	0	0	5.4	5.4	
UNI	01/26/2022		02:57	0-0	.000	0-0	.000	0-0	.000	0	0	0	1.2	0	0	0	0	0	5.0	5.0	
at Missouri St.	01/29/2022		18:25	2-5	.400	1-4	.250	0-0	.000	0	3	3	1.8	3	1	0	1	0	5	5.2	5.2
Totals			9	384:01	38-76	.500	22-50	.440	5-6	.833	8	28	36	1.8	36	12	16	2	2	103	5.2

Player Averages

Games Played	Minutes/game	Points/game	FG Pct	3FG Pct	FT Pct	Rebounds/game	Assists/game	Turnovers/game	Assist/Turnover ratio	Steals/game	Blocks/game
20	19.2	5.2	50.0	44.0	83.3	1.8	0.6	0.8	0.8	0.1	0.1

Notes

2021-22: Named MVC Newcomer of the Week on 11/29/21...averaged 10.5 PPG in two exhibition games...played over 28 minutes at Cincinnati and scored three points...erupted for 24 points on a perfect 9-for-9 shooting day against Rice...was 6-for-6 from outside...averaged 14.7 points in three games at Gulf Coast Showcase...hit 19 of last 40 3-point tries (started the season 3-for-10)...shooting 54.4% over last 16 contests (began the year 1-of-8)...1.9 PPG over last eight games.

Career/Season Highs

CAREER HIGHS

Points: _____ 24 (11/22/21 vs. Rice)
FG: _____ 9 (11/22/21 vs. Rice)
FGA: _____ 10 (11/24/21 vs. Akron)
3-Pt FG: _____ 6 (11/22/21 vs. Rice)
3-Pt FGA: _____ 6 (2x)
FT: _____ 2 (2x)
FTA: _____ 2 (3x)
Rebounds: _____ 4 (11/20/21 vs. UCF)
Assists: _____ 2 (2x)
Steals: _____ 1 (2x)
Blocked Shots: _____ 2 (12/4/21 vs. Tennessee Tech)
Minutes Played: _____ 40:18 (11/22/21 vs. Rice)

SEASON HIGHS

Points: _____ 24 (11/22/21 vs. Rice)
FG: _____ 9 (11/22/21 vs. Rice)
FGA: _____ 10 (11/24/21 vs. Akron)
3-Pt FG: _____ 6 (11/22/21 vs. Rice)
3-Pt FGA: _____ 6 (2x)
FT: _____ 2 (2x)
FTA: _____ 2 (3x)
Rebounds: _____ 4 (11/20/21 vs. UCF)
Assists: _____ 2 (2x)
Steals: _____ 1 (2x)
Blocked Shots: _____ 2 (12/4/21 vs. Tennessee Tech)
Minutes Played: _____ 40:18 (11/22/21 vs. Rice)

Last 5 Games

Points per game _____ 2.0
FG%: _____ 40.0%
3FG%: _____ 28.6%
Free Throw % _____ -
Rebound Per Game _____ 2.0
Assists _____ 1
Turnovers _____ 3
Blocked Shots _____ 0
Steals _____ 0
Minutes Per Game _____ 11.2

SMITH'S CAREER STATISTICS

SMITH JR., Antoine

				Field Goals		3-Point		F-Throws		Rebounds									Scoring	
SEASON	TEAM	GP-GS	MIN/AVG	FG-FGA	FG%	3FG-3FGA	3FG%	FT-FTA	FT%	OFF	DEF	TOT	AVG	PF-FO	A	TO	BLK	STL	PTS	AVG
2021-22	Evans	20-9	384/19.2	38-76	.500	22-50	.440	5-6	.833	8	28	36	1.8	36-0	12	16	2	2	103	5.2
TOTAL		20-9	384/19.2	38-76	.500	22-50	.440	5-6	.833	8	28	36	1.8	36-0	12	16	2	2	103	5.2



2021-22 Evansville Men's Basketball



44

Trey Hall

Forward - 6-9 - Sophomore

Willimantic, Conn. - Link Year (Mo.) Prep

GAME-BY-GAME STATISTICS

Notes

2021-22: Redshirting in 2021-22.

Career/Season Highs

CAREER HIGHS

Points: _____ 9 (11/25/20 at Louisville)
 FG: _____ 3 (2x)
 FGA: _____ 14 (11/27/20 vs. Prairie View A&M)
 3-Pt FG: _____ 2 (3x)
 3-Pt FGA: _____ 5 (11/27/20 vs. Prairie View A&M)
 FT: _____ 3 (2x)
 FTA: _____ 5 (11/25/20 at Louisville)
 Rebounds: _____ 8 (11/27/20 vs. Prairie View A&M)
 Assists: _____ 1 (3x)
 Steals: _____ 2 (12/15/20 vs. SEMO)
 Blocked Shots: _____ 1 (1/16/21 at Bradley)
 Minutes Played: _____ 29 (11/27/20 vs. Prairie View A&M)

SEASON HIGHS

Points: _____
 FG: _____
 FGA: _____
 3-Pt FG: _____
 3-Pt FGA: _____
 FT: _____
 FTA: _____
 Rebounds: _____
 Assists: _____
 Steals: _____
 Blocked Shots: _____
 Minutes Played: _____

Last 5 Games

Points per game _____
 FG%: _____
 3FG%: _____
 Free Throw % _____
 Rebound Per Game _____
 Assists _____
 Turnovers _____
 Blocked Shots _____
 Steals _____
 Minutes Per Game _____

HALL'S CAREER STATISTICS

HALL, Trey

				Field Goals		3-Point		F-Throws		Rebounds								Scoring		
SEASON	TEAM	GP-GS	MIN/AVG	FG-FGA	FG%	3FG-3FGA	3FG%	FT-FTA	FT%	OFF	DEF	TOT	AVG	PF-FO	A	TO	BLK	STL	PTS	AVG
2020-21	Evans	19-3	180/9.5	13-45	.289	9-24	.375	8-14	.571	6	15	21	1.1	20-0	4	9	1	4	43	2.3
TOTAL		19-3	180/9.5	13-45	.289	9-24	.375	8-14	.571	6	15	21	1.1	20-0	4	9	1	4	43	2.3



2021-22 Evansville Men's Basketball

EX

UE vs. Mount St. Joseph - Oct. 30, 2021
Ford Center | Evansville, Ind.



EX

UE vs. Kentucky Wesleyan - Nov. 4, 2021
Ford Center | Evansville, Ind.



Official Basketball Box Score - Final
Mt. St. Joseph at Evansville
10/30/21 Ford Center, Evansville
2021-22 Men's Basketball

Game Time: 1:02 PM
Game Duration: 1:45
Attendance: 3,159

Officials: Gene Grimshaw, Cody Crum, Chris Fuler

Record: 0-0

NO.	Name	Min	FG	3P	FT	Rebounds	Fouls	TP	AS	TO	ST	Blocks	BS	BA	+	-
1	Devin Young	20:30	3-10	1-5	0-0	0	5	2	0	7	1	1	0	0	0	-19
2	Tanner Closs	19:42	0-2	0-0	0-0	0	1	1	0	0	0	0	0	0	0	-15
3	Willard Clutton	18:14	1-3	0-1	0-0	2	2	3	0	2	1	0	0	0	0	-9
23	Brady Thomas	18:23	1-6	1-2	0-2	0	0	2	1	3	1	0	0	0	0	-18
24	David Lums	20:30	2-6	1-1	3-3	3	4	3	8	1	2	0	0	0	0	-19
6	Dayne Gardner	13:00	0-0	0-0	2-2	1	2	3	1	3	0	0	0	0	0	-11
5	Alex Totton	13:20	0-1	0-0	0-0	0	0	1	0	0	2	0	0	0	0	-11
30	Evan Wiehe	16:04	1-5	0-3	0-0	0	1	1	0	2	0	1	0	0	0	-12
34	Spencer Kinnitt	20:18	3-4	0-0	1-3	0	1	0	2	7	0	0	0	0	0	-14
41	Kris McClure	16:04	4-8	0-3	0-0	2	2	4	0	1	8	0	0	0	0	-12
10	Josh Bette	10:33	0-2	0-1	0-0	0	1	1	1	0	0	1	0	0	0	-10
31	Michael McKenzie	02:44	0-0	0-0	0-0	0	0	0	0	0	0	0	0	0	0	-1
11	Oakley Burba	03:26	2-2	0-0	0-0	0	0	0	1	0	4	1	0	0	0	2
13	Carm Decker	03:26	1-1	0-0	0-0	0	0	0	0	2	0	0	0	0	0	2
21	Jack Kolar	03:26	0-0	0-0	0-0	0	1	1	0	0	0	0	0	0	0	2
Team																2
Totals																23

Shooting By Period	1st	2nd	3rd	4th	FT	FT%
1st FG%	0-24	33.3%				
2nd FG%	10-24	41.7%				
3rd FG%	1-6	16.7%				
4th FG%	2-6	33.3%				
GM FG%	18-48	37.5%				
3PT%	3-10	30.0%				
FT%	3-10	30.0%				

Dead Ball Rebounds: 1-0

Record: 0-0

NO.	Name	Min	FG	3P	FT	Rebounds	Fouls	TP	AS	TO	ST	Blocks	BS	BA	+	-
10	Evan Kuhlman	24:26	1-2	0-0	0-0	4	4	0	7	2	1	0	0	0	0	7
31	Iyen Enaruna	21:04	1-4	0-2	5-8	2	2	4	0	5	7	1	0	0	0	5
34	Antoine Smith Jr.	26:30	4-11	3-9	2-2	0	3	2	1	13	0	1	0	0	0	21
5	Shamar Glance	21:31	5-11	1-4	3-3	0	5	5	1	2	14	5	0	0	0	18
30	Noah Frederking	22:02	3-4	1-2	0-0	0	3	3	2	0	7	1	1	0	0	16
00	Gage Bobe	16:53	1-2	0-0	0-0	0	0	0	1	1	3	0	0	0	0	15
1	Emmette Page	14:09	5-6	1-1	3-5	0	1	0	1	13	1	2	3	0	0	9
13	Blaise Beauchamp	19:32	2-4	1-2	4-4	0	2	2	1	4	9	0	0	0	0	9
2	Blake Sisley	19:32	1-2	0-0	1-1	0	1	1	1	3	0	1	0	0	0	21
24	Preston Phillips	18:56	1-2	0-0	0-0	1	4	5	0	2	2	0	2	1	0	24
15	Grant Tichenor	01:30	0-0	0-0	0-0	0	0	0	1	0	0	0	0	0	0	2
Team																4
Totals																29

Shooting By Period	1st	2nd	3rd	4th	FT	FT%
1st FG%	5-14	35.7%				
2nd FG%	11-24	45.8%				
3rd FG%	3-10	30.0%				
4th FG%	2-4	50.0%				
GM FG%	21-49	42.9%				
3PT%	8-24	33.3%				
FT%	12-24	50.0%				

Dead Ball Rebounds: 4-0

MSJ	EVAN
Biggest lead	13 (1st 12:52)
Best Scoring Run	31 (2nd 3:41)
Lead Changes	5 (1st 14:16) 12 (2nd 11:11)
Times Tied	2
Time with Lead	04:16 36:55

Points from Turnovers	MSJ	EVAN
1st	4	17
2nd	22	30
3rd	8	8
4th	7	13
Bench	25	31

Period by Period Scoring	1st	2nd	TOT
MSJ	22	23	45
EVAN	40	34	74



Official Basketball Box Score - Final
Evansville at Cincinnati
11/09/21 Fifth Third Arena, Cincinnati, Ohio
Cincinnati vs. Evansville

Game Time: 7:00 PM
Game Duration: 1:57

Officials: Sean Casady, Derryn Page, Michael Wallace

Record: 0-1

NO.	Name	Min	FG	3P	FT	Rebounds	Fouls	TP	AS	TO	ST	Blocks	BS	BA	+	-
10	Evan Kuhlman	32:01	4-12	3-8	0-0	0	5	6	1	2	11	1	1	0	0	-14
31	Iyen Enaruna	13:40	0-5	0-2	0-0	0	0	0	3	1	0	1	1	0	0	-5
3	Jawuan Newton	22:30	2-4	0-2	1-2	1	4	5	4	2	5	1	2	1	0	-6
5	Shamar Glance	30:10	2-9	0-2	3-7	0	4	4	1	6	7	5	3	1	0	-8
30	Noah Frederking	32:26	2-5	2-3	0-0	1	7	8	1	1	6	0	1	2	0	-9
13	Blaise Beauchamp	24:38	3-10	1-6	4-5	0	4	4	1	5	11	0	1	0	0	-23
34	Antoine Smith Jr.	28:37	1-4	1-2	0-0	0	2	3	0	3	0	2	0	0	0	-13
24	Preston Phillips	09:26	0-5	0-0	0-0	3	0	3	0	0	0	0	0	0	0	-17
00	Gage Bobe	05:13	0-0	0-0	0-0	0	0	0	0	0	1	0	0	0	0	-10
2	Blake Sisley	01:19	0-0	0-0	0-0	0	0	0	0	0	0	0	0	0	0	-5
Team																2
Totals																14

Shooting By Period	1st	2nd	3rd	4th	FT	FT%
1st FG%	7-27	25.9%				
2nd FG%	5-12	41.7%				
3rd FG%	2-6	33.3%				
4th FG%	1-3	33.3%				
GM FG%	15-48	31.3%				
3PT%	5-16	31.3%				
FT%	7-26	26.9%				

Dead Ball Rebounds: 5-0

Record: 1-0

NO.	Name	Min	FG	3P	FT	Rebounds	Fouls	TP	AS	TO	ST	Blocks	BS	BA	+	-
10	Abdul Adu	11:08	0-2	0-0	1-2	0	1	2	2	1	0	0	0	0	0	0
5	David DeJulius	24:38	4-9	0-2	1-2	0	7	7	3	9	7	2	1	0	0	5
15	Mike Newman III	23:58	2-6	0-1	0-0	1	1	3	0	4	0	0	0	0	0	16
23	Mike Adams-Woods	36:58	1-4	0-2	2-2	0	1	2	1	4	4	0	1	0	1	7
24	Jeremiah Davenport	24:15	3-8	3-8	2-2	1	7	8	0	3	11	0	2	0	0	24
33	Ody Oguma	15:48	3-5	0-0	1-2	3	0	3	0	1	7	0	1	0	0	3
3	Mike Saunders Jr.	17:24	3-5	0-0	0-3	0	1	1	4	2	6	2	1	1	0	12
30	Viktor Lakhin	15:52	3-4	0-1	1-4	1	6	7	1	2	7	0	2	2	1	0
45	Mason Madsen	16:15	3-9	0-0	0-0	0	5	5	0	9	1	0	0	0	0	23
25	Hayden Koval	13:17	2-2	0-0	0-0	0	3	3	1	0	4	0	0	0	0	2
32	Jarrett Hershey	06:49	0-0	0-0	0-0	0	1	1	1	0	0	0	0	0	0	-1
2	A.J. McGinnis	03:58	1-1	1-1	0-0	0	1	1	0	0	3	0	0	0	0	4
Team																0
Totals																22

Shooting By Period	1st	2nd	3rd	4th	FT	FT%
1st FG%	10-27	37.0%				
2nd FG%	5-12	41.7%				
3rd FG%	2-6	33.3%				
4th FG%	1-3	33.3%				
GM FG%	18-48	37.5%				
3PT%	5-16	31.3%				
FT%	7-26	26.9%				

Dead Ball Rebounds: 5-0

EVA	CIN
Biggest lead	3 (1st 13:24) 22 (2nd 0:39)
Best Scoring Run	6 (2nd 2:18) 12 (1st 4:00)
Lead Changes	0
Times Tied	5
Time with Lead	04:06 30:42

Points from Turnovers	EVA	CIN
1st	5	17
2nd	10	32
3rd	7	8
4th	1	13
Bench	14	36

Period by Period Scoring	1st	2nd	TOT
EVA	22	21	43
CIN	31	34	65



Official Basketball Box Score - Final
IUPUI at Evansville
11/11/21 Ford Center, Evansville
2021-22 Men's Basketball

Game Time: 6:00 PM
Game Duration: 1:50
Attendance: 3,145

Officials: James Breeding, Tyler Kumpf, Amy Bonner

Record: 0-2

NO.	Name	Min	FG	3P	FT	Rebounds	Fouls	TP	AS	TO	ST	Blocks	BS	BA	+	-
24	Jonah Carrasco	P 12:38	3-4	0-0	1-1	0	1	1	2	1	7	0	0	0	0	-4
00	B.J. Maxwell	G 30:42	3-13	0-2	2-2	2	4	4	2	8	0	1	1	1	0	-23
1	KJ Pruitt	G 26:09	1-2	0-0	2-4	0	0	1	3	4	0	3	0	1	0	-7
5	Nathan McCune	G 29:17	2-6	1-3	0-0	0	3	3	1	5	1	0	0	0	0	-34
25	Boston Stanton III	G 21:15	1-5	1-4	0-0	0	3	3	1	0	3	1	2	0	0	-22
10	Mike DePersia	P 18:43	1-2	0-0	0-0	2	2			5	2	3	1	1	0	0
4	Bakari LaStrap	P 13:39	3-7	0-0	0	2	2	0	1	6	1	3	1	1	0	1
23	Timothy Smith	G 11:54	0-2	0-0	0-0	0	0	0	0	0	0	0	0	0	0	0
23	Chuks Isutia	P 13:14	1-2	0-0	0-2	0	1	1	1	1	2	0	2	0	0	0
2	Bobby Harvey	H 08:47	1-2	0-0	1	2	3	1	0	3	1	1	0	0	0	0
3	Dimitar Pandev	P 24:05	0-1	0-0	0-0	0	0	0	0	0	0	0	0	0	0	0
Team						3	2	5	0	0	0	0	0	0	0	0



2021-22 Evansville Men's Basketball

3

UE at Belmont - Nov. 13, 2021
Curb Event Center | Nashville, Tenn.



Official Basketball Box Score - Final
Evansville at Belmont
11/13/21 Curb Event Center, Nashville
2021-22 Men's Basketball

Game Time: 4:00 PM
Game Duration: 1:47
Attendance: 2,421

Officials: John St. Clair, Shane Shaggs, Mick Fullinbrier

NO. Name	Min	FG		3P	FT	Rebounds		Fouls	TP	AS	TO	ST	Blocks		+/-
		M.A.	M.A.			OR	DR						BS	BA	
10 Evan Kuhlman	F 26:25	0-8	0-6	1-2	1	1	2	3	3	1	1	2	1	0	-28
31 Iylen Enaruna	F 16:22	2-8	0-1	0-0	2	1	3	2	0	4	0	1	2	0	-7
34 Antoine Smith Jr.	F 18:00	0-3	0-2	0-0	0	2	2	1	0	0	1	1	0	0	-19
3 Jawaun Newton	G 29:36	3-11	2-6	2-2	4	6	2	6	10	1	1	0	0	1	-32
5 Shamur Glance	G 31:50	5-7	4-6	3-4	0	3	3	1	3	17	1	4	1	0	-36
13 Blaise Beauchamp	15:57	3-5	3-4	0-0	2	2	0	3	1	9	1	0	0	1	-15
00 Gage Bobe	26:14	0-2	0-2	0-0	0	2	2	1	0	1	1	0	0	0	-17
24 Preston Phillips	24:41	1-2	0-1	0-0	0	1	2	3	2	0	2	1	1	0	-9
11 Emmette Page	03:26	0-3	0-2	0-0	0	1	1	1	0	0	1	0	0	0	-5
2 Blake Sibley	07:29	0-2	0-2	0-0	0	0	0	0	0	1	2	0	0	0	-12
Team		0	2	0	0	0	0	0	0	0	6	0	0	0	
Totals	14:51	9-32	6-8	6	20	26	14	14	43	8	20	6	1	5	-38

Shooting By Period	
1st FG%	5-26 19.2%
2nd FG%	3-15 20.0%
3rd FG%	1-2 50%
4th FG%	9-25 36.0%
FT%	6-17 35.3%
GM FG%	5-6 83.3%
GM FG%	14-51 27.5%
3PT%	9-32 28.1%
FT%	6-8 75.0%
Dead Ball Rebounds:	4

Technical Fouls: NONE

NO. Name	Min	FG		3P	FT	Rebounds		Fouls	TP	AS	TO	ST	Blocks		+/-
		M.A.	M.A.			OR	DR						BS	BA	
11 Michael Shanks	F 14:29	1-3	1-2	0-0	1	1	2	1	1	3	1	1	0	0	21
33 Nick Muszynski	G 20:26	4-6	0-1	2-2	1	4	5	0	3	10	3	1	0	0	13
2 Grayson Murphy	G 26:40	6-7	2-3	2-4	1	5	6	2	3	18	5	1	1	0	25
3 Luke Smith	G 22:57	3-7	1-5	0-0	5	5	3	1	7	5	2	1	0	0	30
22 Ben Shepard	G 24:34	4-11	2-5	1-1	1	2	3	1	1	11	0	1	0	0	18
20 Tate Pearson	13:53	2-4	2-4	0-0	1	0	1	1	0	6	1	0	0	0	18
24 Jacob Wood	20:55	0-5	0-3	1-2	0	1	1	3	1	2	3	1	0	0	15
25 Frank Jakubick	10:16	2-2	0-0	0	1	2	0	0	0	0	1	1	0	0	8
4 Will Richard	20:13	4-5	2-3	1-3	2	4	6	4	2	11	0	1	1	1	19
00 Evan Brauns	08:24	1-2	0-0	0-2	2	4	0	1	2	2	0	0	0	0	14
5 EJ Bellingier	10:18	3-6	1-3	0-0	1	1	2	2	0	7	0	0	0	0	0
21 Derek Sabin	06:55	1-1	0-0	1-1	0	2	0	1	3	0	2	0	0	0	-1
Team		0	1	0	0	0	0	0	0	0	0	0	0	0	
Totals	31:59	11-29	9-15	12	29	41	14	14	81	19	12	10	5	1	38

Shooting By Period	
1st FG%	12-27 44.4%
2nd FG%	5-13 38.5%
3rd FG%	5-11 45.5%
4th FG%	19-32 59.4%
FT%	6-16 37.5%
GM FG%	3-4 75%
GM FG%	31-59 52.5%
3PT%	11-29 37.9%
FT%	9-15 60.0%
Dead Ball Rebounds:	3

Technical Fouls: NONE

EVA		BEL		Points from Turnovers		Period by Period Scoring	
Biggest lead	0 (1st 20:00)	46 (2nd 4:55)		8	19	1st	2nd
Best Scoring Run	5 (2nd 3:40)	12 (1st 6:30)		8	40	14	29
Lead Changes	0			6	17		
Times Tied	1			0	7		
Time with Lead	00:00	39:20		11	34	BEL	34
				47	81		



4

UE vs. DePauw - Nov. 16, 2021
Ford Center | Evansville, Ind.



Official Basketball Box Score - Final
DePauw at Evansville
11/16/21 Ford Center, Evansville
2021-22 Men's Basketball

Game Time: 6:00 PM
Game Duration: 1:36
Attendance: 2,894

Officials: Rick Crawford, Kelly Davis, Craig Murley

NO. Name	Min	FG		3P	FT	Rebounds		Fouls	TP	AS	TO	ST	Blocks		+/-
		M.A.	M.A.			OR	DR						BS	BA	
45 Grant Gohmann	F 23:08	5-9	0-3	0-0	0	4	4	0	1	10	1	1	0	0	-8
10 Elijah Hales	G 35:06	7-13	4-7	0-0	0	2	2	0	0	18	0	0	1	0	-9
15 Grant Negro	G 32:58	5-9	0-2	0-0	0	4	4	3	12	3	1	2	0	0	-6
24 Nick Wissel	G 10:53	1-2	0-1	0-0	0	0	0	2	0	2	1	0	0	0	1
31 Nolan Negro	G 37:19	4-10	2-5	0-0	0	5	5	3	10	2	3	1	0	1	-9
20 James Haverill	12:24	0-1	0-0	0-0	1	2	0	0	0	0	1	0	0	0	3
22 Ronald Johnson	35:35	1-4	0-2	0-0	0	2	2	1	2	2	0	0	0	1	-12
30 Camden Brown	11:38	2-3	0-0	0-1	0	2	2	0	1	4	1	1	0	0	-8
33 Jakob Stiglich	09:59	0-0	0-0	0-0	0	0	0	0	0	0	1	0	0	0	-8
Team		1	1	3	0	0	0	0	1	0	0	0	0	0	
Totals	29:51	6-20	2-3	2	21	23	10	6	58	10	9	5	0	3	-11

Shooting By Period	
1st FG%	15-29 51.7%
2nd FG%	5-13 38.5%
3rd FG%	0-1 0%
4th FG%	10-22 45.5%
FT%	1-7 14.3%
GM FG%	2-2 100%
GM FG%	25-51 49.0%
3PT%	4-20 20.0%
FT%	2-3 66.7%
Dead Ball Rebounds:	0

NO. Name	Min	FG		3P	FT	Rebounds		Fouls	TP	AS	TO	ST	Blocks		+/-
		M.A.	M.A.			OR	DR						BS	BA	
10 Evan Kuhlman	F 38:06	8-13	5-7	2-3	0	3	3	1	1	23	0	0	2	0	15
24 Preston Phillips	F 18:20	1-1	0-0	0-0	2	4	6	2	2	3	2	0	0	0	8
3 Jawaun Newton	G 32:26	7-12	1-4	0-2	4	6	1	2	19	0	2	1	1	0	7
5 Shamur Glance	G 34:51	5-11	0-3	1-3	0	5	5	2	4	11	7	3	1	0	13
30 Noah Frederking	G 32:26	4-6	3-4	0-0	0	4	4	0	1	11	1	0	0	0	13
13 Blaise Beauchamp	13:29	2-6	0-2	0-0	1	2	3	0	1	4	1	0	1	0	0
34 Antoine Smith Jr.	07:08	1-1	1-1	0-0	0	0	0	0	3	0	1	0	0	0	-8
00 Gage Bobe	23:14	0-2	0-2	0-0	0	1	1	0	1	0	4	0	0	0	7
Team		0	1	1	0	0	0	0	0	0	0	0	0	0	
Totals	29:52	10-23	3-8	5	24	29	6	10	69	16	14	3	0	11	

Shooting By Period	
1st FG%	15-29 51.7%
2nd FG%	4-12 33.3%
3rd FG%	2-5 40%
4th FG%	13-24 54.2%
FT%	6-11 54.5%
GM FG%	1-3 33.3%
GM FG%	28-52 53.8%
3PT%	10-23 43.5%
FT%	3-8 37.5%
Dead Ball Rebounds:	3

EVA		DEPAUW		Points from Turnovers		Period by Period Scoring	
Biggest lead	7 (1st 10:02)	11 (2nd 8:34)		9	9	1st	2nd
Best Scoring Run	5 (1st 13:59)	7 (2nd 14:17)		34	28	35	23
Lead Changes	8			0	11	DPW	58
Times Tied	6			2	0		
Time with Lead	14:28	20:15		6	7	EVANS	36
							33



5

UE vs. UCF - Nov. 20, 2021
Ford Center | Evansville, Ind.



Official Basketball Box Score - Final
UCF at Evansville
11/20/21 Ford Center, Evansville
2021-22 Men's Basketball

Game Time: 1:00 PM
Game Duration: 1:50
Attendance: 3,203

Officials: Gene Grimshev, Bart Loran, Jeff Mahan

NO. Name	Min	FG		3P	FT	Rebounds		Fouls	TP	AS	TO	ST	Blocks		+/-
		M.A.	M.A.			OR	DR						BS	BA	
21 C.J. Walker	F 20:19	3-5	1-1	2-2	1	2	3	1	1	9	1	2	0	0	7
34 Cheikh Mbacke Diouf	F 15:15	0-2	0-0	0-0	0	2	3	0	0	1	1	0	0	0	2
2 Darius Perry	G 24:11	5-8	3-5	2-2	1	3	4	1	2	15	2	0	1	0	18
13 Brandon Mahan	G 25:57	2-8	1-4	1-1	1	4	5	1	6	2	2	2	0	0	18
22 Darin Green Jr.	G 32:06	6-13	3-6	2-3	0	2	2	1	3	17	1	0	0	1	15
3 Isaiah Adams	17:53	3-5	0-1	2-2	3	3	6	2	1	1	0	5	0	0	-1
0 Darius Johnson	15:05	1-3	0-0	0-0	0	1	1	1	2	2	1	1	0	0	-2
24 Dre Fuller Jr.	12:16	1-1	0-0	0-0	0	2	2	1	1	2	2	1	0	0	7
20 Sean Mobley	14:50	0-0	0-0	2-2	0	0	3	1	2	1	0	1	0	0	10
11 Tyren Freeman	18:34	4-6	1-2	2-2	2	1	3	2	1	11	2	1	0	0	8
1 Tony Johnson Jr.	03:32	1-2	1-1	0-0	0	1	1	0	0	3	0	0	0	1	-4
Team		1	2	3	0	0	0	0	0	0	0	0	0	0	
Totals	26:53	10-20	13-14	9	23	32	16	13	75	13	13	4	1	1	16

Shooting By Period	
1st FG%	9-24 37.5%
2nd FG%	7-18 38.9%</



2021-22 Evansville Men's Basketball

7

UE vs. Vermont - Nov. 23, 2021
Hertz Arena | Fort Myers, Fla.



Official Basketball Box Score - Final
Vermont at Evansville
11/23/21 Hertz Arena, Fort Myers
2021-22 Men's Basketball

Game Time: 11:00 AM
Game Duration: 1:39
Attendance: 337

Vermont - 58

Record: 4-2

NO.	Name	Min	FG	3P	FT	Rebounds	Fouls	TP	AS	TO	ST	Blocks	BS	SA	+	-	
14	Isaiah Powell	F 30:43	6-14	0-2	1-1	2	5	7	2	17	0	3	2	0	0	14	
35	Ryan Davis	F 26:23	3-12	1-5	2-4	3	3	6	0	4	9	2	3	0	1	8	
4	Kam Gibson	G 23:15	2-5	1-3	2-2	0	3	3	1	2	7	0	1	0	0	7	
24	Ben Shungu	G 26:25	5-10	2-5	0-0	0	5	5	3	12	2	2	1	0	0	18	
55	Ruben Duncan	G 23:24	1-1	0-0	0-0	0	2	2	0	2	1	2	0	0	0	10	
15	Finn Sullivan	G 22:28	1-6	0-2	0-0	1	4	5	0	1	2	0	0	2	0	10	
21	Justin Mazzulla	G 23:18	3-3	0-0	1-2	1	0	1	2	7	2	0	0	0	0	5	
12	Bailey Pateila	G 05:03	0-1	0-0	0-0	0	1	1	3	2	0	1	0	0	0	8	
32	Nick Florio	G 13:37	0-2	0-2	2-2	0	3	3	0	1	2	0	0	0	0	1	
0	Evan Gullory	G 03:19	0-0	0-0	0-0	0	0	0	0	1	0	0	0	0	0	-7	
1	Aaron Deloney	G 02:05	0-0	0-0	0-0	0	0	1	1	0	0	0	1	0	0	5	
Team						0	0	0	0	0	0	0	0	0	0	0	
Totals			23-54	4-19	8-11	7	27	34	15	17	58	8	12	5	1	0	9

Officials: Brad Yorkovich, Blanca Burns, James Hicks

Shooting By Period	
1 st FG%	10-25 40.0%
1 st FT%	9-10 90.0%
2 nd FG%	13-29 44.8%
3 rd FT%	4-11 36.4%
FT%	4-6 66.7%
GM FG%	23-54 42.6%
GM FT%	4-19 21.1%
3PT%	4-11 36.4%
Dead Ball Rebounds:	2-2

Technical Fouls: NONE

Evansville - 49

Record: 2-5

NO.	Name	Min	FG	3P	FT	Rebounds	Fouls	TP	AS	TO	ST	Blocks	BS	SA	+	-	
31	Iyen Enaruna	F 22:38	1-5	0-0	0-1	2	2	4	2	1	2	0	3	0	0	-1	
34	Antoine Smith Jr.	F 32:04	1-6	0-4	2-2	0	3	3	2	1	4	2	1	0	0	-21	
3	Jawaun Newton	G 33:45	5-9	4-6	2-2	0	3	3	4	4	16	0	1	0	0	-15	
5	Shamar Givance	G 27:09	2-8	0-4	0-1	0	4	4	3	2	4	1	7	0	0	-12	
30	Noah Frederking	G 38:02	3-13	1-8	2-2	2	5	7	0	1	9	2	1	2	0	-6	
00	Gage Bobe	G 12:47	3-3	2-2	0-0	0	3	3	2	0	0	1	1	0	0	9	
24	Preston Phillips	G 18:11	0-1	0-0	0-0	1	2	3	3	2	0	1	0	0	0	-9	
13	Blaise Beauchamp	G 13:25	1-4	0-2	3-3	0	0	0	0	2	5	3	0	0	0	2	
2	Blake Sisley	G 01:59	0-0	0-0	1-2	0	0	0	1	2	1	0	1	0	0	7	
Team			0	0	0	0	1	0	0	0	0	0	0	0	0	0	
Totals			16-49	7-26	10-13	5	23	28	17	15	49	9	16	4	0	1	3

Technical Fouls: NONE

VER		EVA		Points from Turnovers		VER		EVA		Period by Period Scoring	
Biggest lead	16 (2 nd 2:00)	7 (1 st 7:36)		17	8	1st	2nd	TOT			
Best Scoring Run	10 (2 nd 18:45)	6 (1 st 8:18)		32	12	VER	24	34	58		
Lead Changes	1			2							
Times Tied	2			8	2						
Time with Lead	20:11	15:53		Bench							
				11	14	EVA	23	26	49		

8

UE vs. Akron - Nov. 24, 2021
Hertz Arena | Fort Myers, Fla.



Official Basketball Box Score - Final
Akron at Evansville
11/24/21 Hertz Arena, Fort Myers
2021-22 Men's Basketball

Game Time: 11:00 AM
Game Duration: 1:51
Attendance: 150

Akron - 69

Record: 3-3

NO.	Name	Min	FG	3P	FT	Rebounds	Fouls	TP	AS	TO	ST	Blocks	BS	SA	+	-	
24	Ali Ali	F 33:00	6-8	4-4	4-7	0	2	2	1	6	20	0	1	0	0	6	
25	Enrique Freeman	F 28:19	4-7	0-0	2-4	2	8	10	4	5	10	3	2	0	1	0	5
1	K.J. Walton	G 11:06	1-1	0-0	0-1	0	1	1	3	1	2	0	1	0	0	0	4
4	Bryan Trimble Jr.	G 30:16	3-8	3-4	0-0	0	4	4	3	1	9	1	0	0	0	2	2
13	Xavier Castaneda	G 23:57	2-6	2-4	5-7	1	1	2	1	3	11	2	2	2	1	0	16
2	Greg Tribble	34:18	3-9	0-1	4-6	0	4	4	3	4	10	3	1	1	0	0	4
21	Aziz Bandoago	12:18	1-1	0-0	2-2	2	2	2	3	2	4	0	1	0	1	0	4
11	Garvin Clarke	02:30	0-0	0-0	0-0	0	1	1	0	0	0	0	2	0	0	-3	0
22	Mikal Dawson	24:26	1-3	1-2	0-0	2	2	4	2	0	3	1	1	1	0	1	0
	Team		0	0	0	0	0	0	0	0	0	0	2	0	2	1	9
Totals			21-43	10-15	17-27	7	25	32	21	22	69	10	13	3	2	1	9

Officials: Craig Murley, Peter Juarez, James Hicks

Shooting By Period	
1 st FG%	12-21 57.1%
3PT%	9-11 81.8%
FT%	1-7 14.3%
2 nd FG%	9-22 40.9%
3PT%	2-4 50.0%
FT%	16-20 80%
GM FG%	21-43 48.8%
3PT%	10-15 66.7%
FT%	17-27 63.0%
Dead Ball Rebounds:	4-4

Evansville - 60

Record: 2-6

NO.	Name	Min	FG	3P	FT	Reb	Fou	TP	AS	TO	ST	BS	SA	+	-	
10	Evan Kuhlman	F 17:48	0-2	0-1	0-0	1	0	1	5	0	0	0	0	0	-1	
34	Antoine Smith Jr.	F 36:11	6-10	3-6	1-2	0	2	2	4	3	16	0	1	0	0	1
3	Jawaun Newton	G 36:52	7-17	2-5	3-3	5	5	10	0	4	19	3	1	2	0	8
5	Shamar Givance	G 39:04	4-14	0-2	4-5	2	4	6	3	6	12	4	0	1	1	0
30	Noah Frederking	G 37:20	3-7	1-5	2-2	0	3	3	1	9	0	3	1	0	0	-14
31	Iyen Enaruna	G 09:22	1-2	0-1	0-0	0	1	1	3	2	0	0	0	0	0	2
00	Gage Bobe	10:46	0-5	0-3	0-0	0	1	1	2	2	0	1	0	1	0	1
13	Blaise Beauchamp	00:56	0-0	0-0	0-1	0	0	0	1	1	0	0	1	0	0	-4
24	Preston Phillips	05:30	0-1	0-0	0-1	1	2	0	1	0	0	0	0	0	1	0
2	Blake Sisley	06:11	1-1	0-0	0-0	2	1	3	1	0	2	0	0	0	0	0
Team			0	0	0	0	1	2	0	0	0	0	1	0	2	0
Totals		22-59	6-23	10-14	12	19	31	22	20	60	6	5	1	2	0	0

Technical Fouls: Coach 2nd 17:02

AKR		EVA		Points from Turnovers		AKR		EVA		Period by Period Scoring	
Biggest lead	13 (1 st 0:36)	2 (1 st 16:20)		3	14	1st	2nd	TOT			
Best Scoring Run	8 (1 st 7:16)	9 (2 nd 14:17)		15	22	Paint					
Lead Changes	2			10	4	AKR	33	36	69		
Times Tied	2			9	4	EVA	20	40	60		
Time with Lead	37:21	00:34		Bench							
				17	4						

Shooting By Period	
1 st FG%	8-30 26.7%
3PT%	2-10 20.0%
FT%	2-4 50%
2 nd FG%	14-29 48.3%
3PT%	4-13 30.8%
FT%	8-10 80%
GM FG%	22-59 37.3%
3PT%	6-23 26.1%
FT%	10-14 71.4%
Dead Ball Rebounds:	0-0



9

UE at Eastern Illinois - Nov. 27, 2021
Lantz Arena | Charleston, Ill.



Official Basketball Box Score - Final
Evansville at Eastern Ill.
11/28/21 Lantz Arena, Charleston, IL
2021-22 Men's Basketball

Game Time: 1:00 PM
Game Duration: 1:39
Attendance: 1,011

Officials: Jon Campbell, Blake Harris, John St. Clair

Evansville - 70

Record: 3-6

NO.	Name	Min	FG	3P	FT	Rebounds	Fouls	TP	AS	TO	ST	Blocks	BS	SA	+	-	
31	Iyen Enaruna	F 21:45	1-5	0-0	0-1	1	4	5	2	1	2	0	1	0	2	-2	
34	Antoine Smith Jr.	F 36:24	3-7	2-5	2-2	1	1	2	2	2	10	2	1	0	0	15	
3	Jawaun Newton	G 33:20	5-12	3-7	0-0	6	12	3	1	13	3	1	0	4	1	14	
5	Shamar Givance	G 30:17	10-13	3-4	3-5	0	5	3	5	26	5	4	5	0	1	25	
30	Noah Frederking	G 33:56	3-10	1-7	0-1	1	5	6	4	1	7	1	0	2	0	14	
2	Blake Sisley	G 18:15	0-6	0-1	0-0	2	1	3	3	1	6	0	0	0	0	18	
13	Blaise Beauchamp	G 22:06	5-12	2-5	0-0	0	2	2	0	1	12	0	0	2	0	-3	
0	Gage Bobe	G 03:57	0-0	0-0	0-0	0	0	0	0	0	1	0	0	0	0	-1	
Team						2	2	0	0	0	0	0	0	0	0	0	
Totals			27:65	11-31	5-8	13	24	37	18	12	70	11	7	9	5	3	16
Technical Fouls:NONE																	

Technical Fouls: NONE

Eastern Ill. - 54

Record: 1-6

NO.	Name	Min	FG	3P	FT	Reb	Fo	TP	AS	TO	ST	Blk	BS	SA	+	-	
30	Sammy Friday IV	F 18:42	4-6	0-0	0-7	3	5	8	1	4	12	0	1	0	0	-4	
55	Rodolfo Rufino Bolis	F 26:28	2-6	0-1	1-1	1	5	6	2	1	5	3	1	4	1	0	-8
4	CJ Lane	G 21:29	2-7	0-2	0-1	2	4	2	4	1	4	0	1	0	0	-12	
13	Henry Abraham	G 34:17	2-3	0-0	1-2	0	2	2	2	5	2	3	0	1	0	-9	
21	Chris Robinson	G 15:24	2-7	1-1	2-2	1	4	4	2	2	7	2	1	0	0	-2	
23	Kejuan Clements	31:52	4-9	1-2	2-4	0	5	3	3	4	11	1	6	0	0	1	-9
34	Jermaine Hamlin	21:18	0-2	0-0	0-0	0	3	3	1	0	0	0	0	0	1	-12	
1	Kashawn Schryvers	23:18	3-9	1-4	3-3	1	2	4	4	10	0	2	2	0	0	-1	-9
12	Mick Schryvers	07:12	0-1	0-0	0-0	0	0	0	0	0	0	0	0	0	0	0	-5
Team																	
Totals																	
		19:50	3-10	13-20	10	28	38	12	16	54	8	16	6	3	16	0	0
Technical Fouls: NONE																	



2021-22 Evansville Men's Basketball

11

UE vs. Tennessee Tech - Dec. 4, 2021
Ford Center | Evansville, Ind.



12

UE at SEMO - Dec. 8, 2021
Show Me Center | Cape Girardeau, Mo.



Official Basketball Box Score - Final
Tennessee Tech at Evansville
12/04/21 Ford Center, Evansville
2021-22 Men's Basketball

Game Time: 1:00 PM
Game Duration: 1:55
Attendance: 3,275

Officials: Kelly Davis, Gene Grimshaw, Craig Murley

Tennessee Tech - 51												
Record: 2-6												
NO.	Name	Min	FG	3P	FT	Rebounds	Fouls	TP	AS	TO	ST	Blocks
			M.A.	M.A.	M.A.	DR OR TOT	PF					BS BA +/-
12	Amadou Sylla	F 24:55	1-3	0-0	1-2	2 7 9	1 1	3	0	1	1	0 0 -6
14	Manoudou Diarra	F 25:15	0-2	0-0	0-0	1 4 5	4 0	1	2	0	0	0 0 -9
1	Dante Wood	G 25:12	2-5	0-0	0-2	0 7 7	2 1	4	1	3	1	0 0 -10
3	Keishawn Davidson	G 32:34	3-10	1-2	1-1	0 1 1	1 0	8	2	1	2	0 0 -4
4	Jr. Clay	G 29:05	5-16	2-7	3-4	0 1 1	1 3	15	3	1	1	0 2 -9
2	Daniel Ramsey	G 29:37	2-6	0-0	3-4	2 4 6	0 2	6	1	1	0	0 0 -4
13	Kenny White Jr.	G 28:37	1-2	0-1	0-0	0 0 0	2 0	2	0	3	0	0 0 -4
33	Shandon Goldman	G 22:01	1-3	1-2	0-0	3 4 7	1 2	3	0	0	0	0 0 -0
50	John Petway	G 22:44	5-7	0-0	0-0	0 0 0	3 0	10	0	2	0	0 1 -2
Team						0 2 2	0	0	1	2	0	
Totals			20-54	4-12	7-13	8 30 38	15 9	51	8	15	5	0 3 -9

Technical Fouls: Team 2nd 10Wood 2nd 0:07

Evansville - 59												
Record: 4-7												
NO.	Name	Min	FG	3P	FT	Rebounds	Fouls	TP	AS	TO	ST	Blocks
			M.A.	M.A.	M.A.	DR OR TOT	PF					BS BA +/-
10	Evan Kuhlman	F 29:31	0-2	0-2	0-0	0 5 5	2 1	0	2	3	0	1 0 6
34	Antoine Smith Jr.	F 26:15	4-6	4-6	0-0	0 1 1	1 0	12	1	1	0	2 0 19
3	Jawaun Newton	G 35:34	5-11	1-5	4-4	2 5 7	2 5	15	1	0	0	0 0 5
5	Shamar Glvance	G 32:05	6-13	0-3	3-5	1 6 7	2 4	15	3	2	3	0 0 12
30	Noah Frederking	G 32:43	0-6	0-5	0 0	0 5 5	1 1	0	1	3	2	0 0 5
13	Blake Beauchamp	G 19:38	1-5	1-3	0-0	0 3 3	1 3	2	0	0	0	0 0 2
31	Iyem Eranura	G 04:39	0-1	0-1	0-0	0 1 1	0 0	0	0	0	0	0 0 -4
24	Preston Phillips	G 06:43	1-2	0-1	0-0	0 2 2	1 1	2	0	0	0	0 0 -7
2	Blake Sley	G 12:52	5-6	2-3	0-0	0 0 0	1 0	12	0	0	1	0 0 2
Team						0 1 1	0	0	2	0	0	
Totals			22-52	8-29	7-11	3 29 32	11 14	59	10	11	6	3 0 8

Technical Fouls: Glvance 2nd 14Glvance 2nd 10Frederking 2nd 0:07

		TTU		EVANS		Points from Turnovers		Period by Period Scoring	
		1st	2nd	1st	2nd	1st	2nd	1st	2nd
Biggest lead		2 (1 st 9:53)	8 (2 nd 5:30)	5	11				
Best Scoring Run		7 (1 st 9:53)	6 (2 nd 0:45)	28	24				
Lead Changes		10		4					
Times Tied		6		11					
Time with Lead		02:25	30:07	Bench	21:17				
						EVANS	28	31	59



13

UE at UNI - Jan. 2, 2022
McLeod Center | Cedar Falls, Iowa



Official Basketball Box Score - Final
Evansville at UNI
01/02/22 McLeod Center, Cedar Falls
2021-22 Men's Basketball

Game Time: 1:00 PM
Game Duration: 1:47
Attendance: 1,587

Officials: Rick Crawford, Terry Ogleby, Marquis Padgett

Evansville - 61												
Record: 4-9 (2-2)												
NO.	Name	Min	FG	3P	FT	Rebounds	Fouls	TP	AS	TO	ST	Blocks
			M.A.	M.A.	M.A.	DR OR TOT	PF					BS BA +/-
10	Evan Kuhlman	F 24:42	4-6	2-4	2-2	0 1 1	0 0	3	0	2	0	0 0 -7
34	Antoine Smith Jr.	F 12:54	1-2	0-1	0-0	0 0 0	0 0	3	0	1	1	0 0 -12
3	Jawaun Newton	G 31:31	4-11	1-4	2-2	1 1 2	2 5	11	4	2	2	0 1 -1
13	Blake Beauchamp	G 28:45	5-12	4-10	0-0	0 3 3	4 1	14	0	2	0	0 0 -3
30	Noah Frederking	G 29:58	3-11	2-10	0-0	1 6 7	2 2	8	1	2	2	1 0 -7
5	Shamar Glvance	G 20:47	2-6	0-2	3-3	0 4 4	1 3	7	5	2	1	0 0 0
2	Blake Sley	G 18:01	2-4	0-0	1-2	0 3 3	1 1	5	0	1	0	0 0 -20
00	Gage Bobe	G 15:35	0-2	0-2	0-0	0 1 1	1 0	0	0	0	0	0 0 -6
24	Preston Phillips	G 15:22	1-1	0-0	0-0	0 3 3	1 1	2	1	0	0	0 0 -5
11	Emmette Page	G 02:25	0-0	0-0	0-0	0 0 0	0 0	0	0	0	0	0 0 -1
Team						2 1 3	0	1	1	1	1	22
Totals			22-56	9-33	8-9	4 23 27	15 13	61	13	11	7	1 1 -22

Technical Fouls: NONE

UNI - 83												
Record: 5-7 (1-1)												
NO.	Name	Min	FG	3P	FT	Rebounds	Fouls	TP	AS	TO	ST	Blocks
			M.A.	M.A.	M.A.	DR OR TOT	PF					BS BA +/-
50	Austin Phyle	F 04:02	1-1	1-1	0-0	0 1 1	0 0	3	0	3	0	0 0 -3
0	Nate Heise	G 27:47	3-6	2-3	2-2	0 3 3	2 1	10	1	1	0	0 0 19
3	Tykhon Pickford	G 27:19	1-4	0-0	2-2	0 7 7	2 1	4	2	0	0	0 0 21
4	AJ Green	G 33:45	5-11	4-10	4-5	0 2 2	2 6	18	5	1	1	0 0 15
11	Trae Berhow	G 31:24	6-9	2-5	2-4	0 6 6	1 4	16	1	0	0	0 0 21
35	Noah Carter	G 26:41	5-10	1-2	4-5	0 4 4	2 3	15	2	1	0	0 0 21
13	Bowen Born	G 16:59	2-3	1-1	0-0	0 0 0	1 0	5	2	0	1	0 0 0
22	Antwan Kimmons	G 17:34	5-7	0-0	0-0	1 2 3	1 0	10	0	2	1	0 0 7
32	Tyran Anderson	G 03:34	0-0	0-0	0-0	0 1 1	2 0	0	0	0	0	0 0 2
1	Cole Henry	G 06:30	1-2	0-0	0-0	0 1 1	0 0	2	1	1	0	0 0 8
33	Drew Daniel	G 02:25	0-0	0-0	0-0	0 1 1	0 0	0	0	0	0	0 0 1
Team						1 3 4	0	0	0	0	0	
Totals			29-53	11-22	14-18	3 30 33	13 15	83	14	9	5	1 1 -22

Technical Fouls: NONE

		EVA		UNI		Points from Turnovers		Period by Period Scoring	
		1st	2nd	1st	2nd	1st	2nd	1st	2nd
Biggest lead		3 (1 st 16:19)	23 (2 nd 0:49)	13	14				
Best Scoring Run		8 (1 st 16:19)	12 (2 nd 17:38)	28	34				
Lead Changes		2		4	3				
Times Tied		2		3					
Time with Lead		00:54	37:31	Bench	14:32				
						UNI	40	43	83



Official Basketball Box Score - Final
Drake at Evansville
01/08/22 Ford Center, Evansville
2021-22 Men's Basketball

Game Time: 4:00 PM
Game Duration: 2:03
Attendance: 3,194

Officials: Kevin Driver, Kelly Set, Chase Shaw

Drake - 60												
Record: 11-5 (2-1)												
NO.	Name	Min	FG	3P	FT	Rebounds	Fouls	TP	AS	TO	ST	Blocks
			M.A.	M.A.	M.A.	DR OR TOT	PF					BS BA +/-
2	Tremell Murphy	F 23:36	2-4	1-2	0-0	1 3 4	5	0	2	5	1	1 0 5
4	ShanQuan Hemphill	F 25:06	1-1	0-0	2-4	0 4 4	2 3	4	0	2	0	0 0 -6
00	D.J. Wilkins	G 27:02	3-6	3-5	2-3	0 0 0	3 1	11	0	1	0	0 0 3
1	Roman Piers	G 23:26	3-10	0-1	0-0	0 3 3	3 2	6	5	1	0	0 0 4
12	Tucker DeVries	G 23:26	5-8	2-3	3-4	1 5 6	4	4	3	15	0	1 0 6
3	Garrett Sturtz	G 29:23	4-5	0-0	1-2	0 9 9	1 1	9	2	1	0	2 0 2
14	Ayo Alawole	G 15:52	0-4	0-1	0-0	0 1 1	1 2	0	0	0	0	0 0 -6
10	Clay Diamouzu	G 10:18	0-3	0-2	0-0	0 0 0	0 0	0	0	0	0	0 0 -7
51	Daniell Brodie	G 21:51	5-7	0-0	0-0	1 2 3	4	1	1	10	0	0 0 4
Team						1 3 4	0	0	0	0	0	
Totals			23-46	6-14	8-13	4 30 34	23 13	60	9	13	2	3 1 1

Technical Fouls: NONE

Evansville - 59												
Record: 4-10 (0-3)												
NO.	Name	Min	FG	3P	FT	Rebounds	Fouls	TP	AS	TO	ST	Blocks
			M.A.	M.A.	M.A.	DR OR TOT	PF					M.A.
10	Evan Kuhlman	F 25:29	2-6	0-2	0-0	3 4 7	2 0	4	2	3	0	0 0 5
24	Preston Phillips	F 17:20	0-1	0-1	0-0	1 1 2	3 0	0	0	1	0	0 0 -13
3	Jawaun Newton	G 31:30	8-11	1-1	4-8	2 7 9	2 7	21	0	1	1	0 0 0
5	Shamar Glvance	G 34:23	6-20	3-7	3-7	0 4 4	3 10	18	2	3		
30	Nicko Frederking	G 26:35	2-4	2-4	0-0	4 4 12	6	1	1	0	1	0 0 0
2	Blake Slaye	24:13	1-5	1-2	3-4	0 2 2	0 2	6	1	0	0	0 0 0
11	Blaise Smith	13:20	0-1	0-1	4-4	0 0 0	0 0	0	0	0	0	0 0 0
13	Blaise Beauchamp	10:38	0-1	0-0	0-0	0 1 1	2 0	0	0	0	1	0 0 0
34	Antoine Smith Jr	06:22	0-1	0-0	0-0	0 1 1	2 0	0	0	0	0	0 0 0
Totals						19-50 7-18 14-23	8 26	34	13	23	59	7 9 5 1 3



2021-22 Evansville Men's Basketball

15

UE at Bradley - Jan. 12, 2022
Carver Arena | Peoria, Ill.



Official Basketball Box Score - Final
Evansville at Bradley
01/12/22 Carver Arena, Peoria
2021-22 Men's Basketball

Game Time: 7:02 PM
Game Duration: 1:41
Attendance: 3,065

Officials: Gary Maxwell, Brad Smith, Winston Smith

Evansville - 47

Record: 4-11 (0-4)

NO.	Name	Min	FG	3P	FT	Rebounds	Fouls	TP	AS	TO	ST	Blocks	BS	BA	+/-
10	Evan Kuhlman	25:40	0-3	0-1	0-0	0	2	2	1	0	1	0	1	0	-13
24	Preston Phillips	F 30:32	1-2	0-1	0-0	1	8	9	3	1	1	0	0	0	-30
3	Jawaun Newton	G 30:56	5-16	2-6	4-4	2	6	8	2	4	16	0	2	1	3
5	Shamar Givance	G 29:30	5-15	1-4	5-5	0	2	2	1	4	16	2	1	0	-18
30	Noah Frederking	G 29:09	0-3	0-2	0-0	0	2	2	2	0	0	0	1	0	-21
2	Blake Sisley	19:02	1-4	0-2	0-0	0	1	1	0	1	2	0	0	1	-21
11	Emmette Page	07:36	1-3	1-3	0-0	0	0	0	0	0	3	0	1	0	0
34	Antione Smith Jr.	08:59	1-4	1-2	0-0	0	1	1	1	0	0	0	0	0	-11
31	Iyen Enaruna	01:31	0-0	0-0	0-0	0	0	0	0	0	0	0	0	0	0
13	Blaise Beauchamp	17:05	2-5	1-4	0-0	0	0	0	1	0	5	0	1	0	-11
Team						0	1	1	0	2	2	4	3	4	-32
Totals		16:55	6-25	3-9	3	23	26	13	11	47	7	9	4	3	-4

Shooting By Period
1st FG% 7.26 26.9%
3PT% 3.12 25.0%
FT% 7.7 100%
2nd FG% 9.29 31.0%
3PT% 3.13 23.1%
FT% 2.2 100%
GM FG% 16.55 29.1%
3PT% 6.25 24.0%
FT% 9.9 100%
Dead Ball Rebounds: 0

Bradley - 79

Record: 8-9 (2-3)

NO.	Name	Min	FG	3P	FT	Rebounds	Fouls	TP	AS	TO	ST	Blocks	BS	BA	+/-
14	Malvey Lyons	F 28:04	3-6	3-3	0-0	0	4	4	1	1	9	1	0	0	-27
51	Rienk Mast	F 28:33	9-16	2-2	3-4	6	7	13	2	4	23	2	2	0	-1
0	Terry Roberts	G 28:41	9-16	1-1	0	1	9	10	2	4	19	7	2	1	0
10	Connor Hickman	G 15:39	2-3	1-2	0-0	1	1	2	3	0	5	2	0	1	0
20	Jayson Kent	G 28:05	2-6	0-2	3-4	2	3	5	0	2	7	1	1	0	-1
23	Ville Talvanainen	22:11	2-6	1-4	0-0	0	1	1	0	5	1	1	1	0	-16
3	Zek Montgomery	19:31	2-6	1-4	0-0	0	5	5	2	0	5	1	1	0	0
34	Connor Link	07:21	1-1	0-0	2-2	0	1	1	0	1	0	0	0	0	-4
5	Mikey Howell	12:51	0-2	0-1	0-0	0	0	0	0	0	5	0	0	0	5
1	Ari Boya	04:08	1-2	0-0	0	0	4	4	0	0	2	0	0	0	-2
2	Max Ekono	00:00	0-0	0-0	0-0	0	0	0	0	0	0	0	0	0	0
35	Darius Henrich	01:52	0-0	0-0	0-0	0	0	0	0	0	0	1	0	0	0
Team						1	2	0	0	0	0	0	0	0	0
Totals		31:64	9-16	6-10	11	36	47	11	12	79	20	8	4	3	-32

Shooting By Period
1st FG% 13.32 40.6%
3PT% 2.7 28.6%
FT% 8.10 80%
2nd FG% 18.32 56.3%
3PT% 7.9 77.8%
FT% 9.0 9%
GM FG% 31.64 48.4%
3PT% 9.16 56.3%
FT% 8.10 80.0%
Dead Ball Rebounds: 0

Technical Fouls: NONE

Biggest lead	11 (1st 17:24)
Best Scoring Run	12 (2nd 3:47)
Lead Changes	2
Times Tied	2
Time with Lead	01:26
Points from Turnovers	EVN 16, BRD 40
Second Chance	2 11
Fast Breaks	2 10
Bench	13 16
Period by Period Scoring	EVN 24, 23, 47
1st 2nd TOT	BRD 36, 43, 79



16

UE vs. Loyola - Jan. 18, 2022
Ford Center | Evansville, Ind.



Official Basketball Box Score - Final
Loyola Chicago at Evansville
01/18/22 Ford Center, Evansville
2021-22 Men's Basketball

Game Time: 7:00 PM
Game Duration: 1:42
Attendance: 3,190

Officials: Carron George, Craig Murley, Amy Sanner

Loyola Chicago - 77

Record: 14-2 (5-0)

NO.	Name	Min	FG	3P	FT	Rebounds	Fouls	TP	AS	TO	ST	Blocks	BS	BA	+/-
30	Alex Ugak	F 21:57	3-4	0-0	2-2	0	3	3	1	1	6	1	2	0	-1
22	Jacob Hudson	C 12:03	3-2	0-0	1-3	0	0	0	2	3	5	2	0	0	-3
1	Lucas Williamson	G 29:07	5-8	5-8	0-0	0	3	3	2	1	15	2	1	0	0
4	Braden Norris	G 32:59	2-2	1-1	2-2	0	2	2	3	3	7	7	3	1	0
12	Marquise Kennedy	G 33:28	1-4	0-1	5-7	0	2	2	1	4	7	2	2	1	0
13	Ryan Schwegler	17:33	1-5	0-1	0-0	0	3	3	1	1	2	0	0	0	0
23	Chris Knight	17:31	6-7	0-0	0-0	0	3	3	3	0	12	0	0	3	0
24	Tate Hall	18:39	2-5	2-3	1-2	0	8	8	1	2	7	0	1	0	0
5	Keith Clemmons	10:59	2-2	2-2	2-2	0	0	0	1	1	8	1	0	0	0
0	Saint Thomas	06:56	1-2	0-1	0-0	0	2	2	2	0	2	0	0	0	0
10	Tom Welch	05:05	1-1	0-0	0-1	1	2	0	0	0	2	0	0	1	0
2	Ty Johnson	01:57	0-0	0-0	0-0	0	0	0	0	0	0	0	0	0	0
45	Will Alcock	01:57	1-1	0-0	0-0	0	1	1	0	0	2	0	0	0	0
Team						0	1	1	0	0	0	0	0	0	0
Totals		27:43	10-17	13-18	1	29	30	17	16	77	15	9	2	4	-26

Technical Fouls: NONE

Evansville - 48

Record: 4-12 (0-5)

NO.	Name	Min	FG	3P	FT	Rebounds	Fouls	TP	AS	TO	ST	Blocks	BS	BA	+/-
10	Evan Kuhlman	F 25:30	1-3	1-1	0-0	1	4	5	4	1	3	3	2	0	-7
24	Preston Phillips	F 21:16	1-3	1-1	0-0	0	0	0	3	2	3	0	0	0	-14
3	Jawaun Newton	G 31:44	4-11	1-4	4-4	1	2	3	3	7	13	0	2	0	-18
5	Shamar Givance	G 30:04	5-16	2-6	0-0	0	4	4	1	4	12	2	2	0	-16
30	Noah Frederking	G 33:04	4-4	3-3	0-0	0	2	2	3	0	11	1	0	2	-17
2	Blake Sisley	14:22	0-2	0-2	0-0	0	0	0	1	0	0	0	1	0	-18
34	Antione Smith Jr.	10:47	0-1	0-1	0-0	1	2	3	1	0	0	0	1	0	-16
13	Blaise Beauchamp	17:13	1-6	0-3	2-2	1	0	1	0	1	4	2	0	0	-12
00	Gage Bobe	07:17	0-0	0-0	0-1	1	1	0	1	0	0	0	0	0	-11
31	Iyen Enaruna	04:46	0-2	0-0	2-2	0	1	1	0	1	2	0	0	0	-9
11	Emmette Page	03:37	0-1	0-1	0-0	0	0	0	0	0	0	0	0	0	-7
Team						1	1	1	0	0	2	0	0	0	0
Totals		16:49	8-22	6-9	5	16	21	16	17	48	9	10	4	4	-29

Technical Fouls: NONE

Biggest lead	31 (2nd 0:18)
Best Scoring Run	6 (1st 19:03)
Lead Changes	7 (1st 6:32)
Times Tied	3
Time with Lead	31:51
Points from Turnovers	LUC 12, EVANS 12
Second Chance	32 12
Fast Breaks	0 0
Bench	5 2
Period by Period Scoring	LUC 30, 47, 77
1st 2nd TOT	EVANS 24, 24, 48

17

UE at Illinois State - Jan. 21, 2022
Redbird Arena | Normal, Ill.



Official Basketball Box Score - Final
Evansville at Illinois State
01/21/22 Redbird Arena, Normal, Ill.
2021-22 Men's Basketball

Game Time: 6:00 PM
Game Duration: 1:33
Attendance: 2,721

Officials: John Higgins, Terry Wymey, Kevin Dwyer

Evansville - 56

Record: 4-13 (0-6)

NO.	Name	Min	FG	3P	FT	Rebounds	Fouls	TP	AS	TO	ST	Blocks	BS	BA	+/-
10	Evan Kuhlman	F 29:13	1-8	0-4	0-0	0	1	0	1	2	2	1	0	1	-26
24	Preston Phillips	F 27:44	2-3	1-1	0-0	0	0	0	0	0	5	2	0	0	-21
3	Jawaun Newton	G 29:29	4-10	0-3	2-3	1	5	6	0	3	1	2	0	0	-33
5	Shamar Givance	G 19:31	2-7	2-5	0-0	0	1	1	2	1	6	4	3	0	-120
30	Noah Frederking	G 21:41	2-5	1-4	0-0	1	1	0	5	1	1	1	0	1	-25
0	Gage Bobe	22:48	1-5	1-4	0-0	0	3	3	1	1	3	3	1	1	0
2	Blake Sisley	18:52	4-5	2-2	0-0	0	2	2	1	0	10	0	1	0	-25
34	Antione Smith Jr.	18:19	2-4	1-2	0-0	2	1	3	1	0	5	1	0	0	-13
13	Blaise Beauchamp	08:12	2-2	0-0	0-0	0	0	0	1	4	0	2	0	0	-3
31	Iyen Enaruna	04:11	2-2	0-0	2-2	0	0	0	0	1	6	0	0	0	-2
Team						2	0	2	0	0	2	0	0	0	0
Totals		22:51	8-25	4-5	6	13	19	6	8	56	14	13	1	3	-48

Shooting By Period
1st FG% 14.29 43.3%
3PT% 6.17 35.3%
FT% 0.0 0%
2nd FG% 8.22 36.4%
3PT% 2.8 25.0%
FT% 4.5 80%
GM FG% 22.51 42.1%
3PT% 8.25 32.0%
FT% 4.5 80%
Dead Ball Rebounds: 1

Illinois State - 84

Record: 10-9 (3-3)

NO.	Name	Min	FG	3P	FT	Rebounds	Fouls	TP	AS	TO	ST	Blocks	BS	BA	+/-	
1	Sy Chatman	14:50	6-8	0-0	0-0	1	0	1	0	12	0	1	1	0	-16	
22	Kendall Lewis	F 18:47	5-7	2-3	2-2	0	4	4	0	2	14	0	2	0	-16	
2	Joshua Strong	G 24:00	2-5	1-4	0-0	0	4	4	0	5	3	1	1	0	-25	
3	Howard Fleming Jr.	G 20:17	5-7	0-0	0-0	2	3	5	0	0	10	4	0	0	-16	
12	Antonio Reeves	G 21:33	6-9	1-3	4-4	0	1	1	0	2	16	1	1	0	-15	
0	Mark Freeman	18:54	1-5	1-3	0-0	0	0	0	1	1	3	6	1	0	-16	
10	Ermon Washington	16:32	2-2	0-0	0-0	1	2	3	1	0	4	3	0	1	-27	
00	Ryan Schmitt	11:08	4-4	0-0	1-2	0	3	3	1	1	9	0	0	1	-19	
13	Liam McChesney	15:50	3-3	0-0	0-0	0	2	2	0	0	6	0	0	1	-19	
04	Abdai Ndaye	08:47	0-0	0-0	0-0	0	2	2	0	0	0	1	0	0	-16	
23	Malcolm Miller	09:24	0-1	0-0	0-0	0	2	2	1	0	4	1	0	0	-9	
23	Devin Williams	08:47	0-0	0-0	0-0	0	0	0	0	0	0	0	0	0	-16	
11	Alston Anderson	05:15	1-1	0-0	0-0	0	0	0	1	2	0	0	0	0	-3	
24	Jayden Johnson	05:15	3-3	3-3	0-0	0	0	0	0	0	0	0	0	0	-3	
14	Nik Stadelman	02:54	0-0	0-0	0-0	0	0	0	0	0	0	0	0	0	-4	
Team						1	0	1	0	0	0	0	0	0		
Totals			40-57	8-16	8-8	5	23	28	6	5	94	23	5	8	4	38



2021-22 Evansville Men's Basketball

19

UE vs. UNI - Jan. 16, 2022
Ford Center | Evansville, Ind.



Official Basketball Box Score - Final
UNI at Evansville
01/16/22 Ford Center, Evansville
2021-22 Men's Basketball

Game Time: 6:00 PM
Game Duration: 1:51
Attendance: 2,770

Officials: Roland Simon, Chance Moore, Owen Short

UNI - 64

Record: 10-9 (6-3)

NO.	Name	Min	FG	3P	FT	Rebounds	Fouls	TP	AS	TO	ST	Blocks	BS	BA	+/-
35	Noah Carter	F 19:35	2-3	0-0	5-6	0	1	1	3	5	0	2	0	0	1
0	Nate Heise	G 33:29	5-7	0-1	2-2	0	7	7	1	2	12	3	1	2	0
3	Tyion Pickford	G 20:02	1-2	0-1	0-0	0	4	4	2	0	2	2	1	0	0
4	AJ Green	G 37:46	7-14	4-6	0-0	0	3	3	1	1	18	3	4	2	0
11	True Berrow	G 37:32	2-5	1-2	4-4	1	4	5	1	3	9	0	2	1	0
50	Austin Phyle	10:38	1-3	0-0	0-0	0	1	1	0	0	2	1	2	0	0
1	Cole Henry	13:37	2-3	0-0	0-0	0	4	4	2	0	4	1	2	1	0
13	Bowen Bonn	22:59	2-6	1-2	3-4	2	1	3	1	2	8	0	1	0	2
22	Antwan Kimmons	02:28	0-0	0-0	0-0	0	1	1	0	0	0	0	1	0	0
32	Tyion Anderson	02:14	0-0	0-0	0-0	1	1	2	0	1	0	0	0	0	0
Team						1	2	0	0	0	0				
Totals			22-43	6-12	14-16	5	28	33	11	14	64	10	16	6	1

Technical Fouls: NONE

Evansville - 59

Record: 5-14 (1-7)

NO.	Name	Min	FG	3P	FT	Rebounds	Fouls	TP	AS	TO	ST	Blocks	BS	BA	+/-
10	Evan Kuhlman	F 36:43	5-9	3-5	0-0	0	4	4	3	0	13	1	0	3	1
24	Preston Phillips	F 24:59	2-3	0-1	0-2	2	2	4	1	1	4	2	1	2	0
3	Jawaun Newton	G 38:56	5-16	1-4	1-2	2	5	7	0	5	12	4	1	1	0
5	Shamar Glavince	G 34:37	2-9	1-4	0-0	0	2	2	4	1	6	2	4	2	0
30	Noah Frederking	G 36:32	3-10	3-9	0-0	1	2	3	2	0	9	1	1	3	0
2	Blake Sisley	14:16	1-1	0-0	1-2	0	0	0	1	1	3	1	0	0	1
13	Blake Beauchamp	21:00	5-7	3-4	0-0	0	0	0	3	3	13	1	2	0	1
34	Antoine Smith Jr.	02:57	0-0	0-0	0-0	0	0	0	0	0	0	0	0	0	-1
Team						1	2	3	0	0	2				
Totals			23-55	11-27	2-6	6	17	23	14	11	59	12	11	11	3

Technical Fouls: NONE

UNI

EVV

UNI		EVV		Points from		UNI		EVV		Period by Period Scoring							
Biggest lead	15 (2 nd 15:27)	1 (1 st 18:32)	Turnovers	6	12	Paint	28	24	Second Chance	2	10	Fast Breaks	11	9	Bench	14	16
Best Scoring Run	9 (1 st 15:28)	7 (1 st 11:49)	UNI	35	29	64	EVV	27	32	59							
Lead Changes	2																
Times Tied	2																
Time with Lead	37:54	00:19															



20

UE at Missouri State - Jan. 29, 2022
JQH Arena | Springfield, Mo.



Official Basketball Box Score - Final
Evansville at Missouri St.
01/29/22 JQH Arena, Springfield, Mo.
2021-22 Men's Basketball

Game Time: 7:00 PM
Game Duration: 1:48
Attendance: 3,894

Officials: Jeff Campbell, Ed Orenshaw, John Hendricks

Evansville - 58

Record: 5-15 (1-6)

NO.	Name	Min	FG	3P	FT	Rebounds	Fouls	TP	AS	TO	ST	Blocks	BS	BA	+/-
10	Evan Kuhlman	F 25:17	1-2	0-0	1-1	0	4	4	4	1	3	1	2	1	0
24	Preston Phillips	F 29:23	2-3	0-0	0-0	1	11	12	4	1	4	1	0	0	0
3	Jawaun Newton	G 34:47	6-13	3-7	3-3	0	4	4	2	3	18	0	1	1	2
5	Shamar Glavince	G 33:38	7-16	0-3	3-4	1	3	4	1	4	17	4	3	2	0
30	Noah Frederking	G 26:35	0-7	0-5	0-0	0	3	3	3	0	0	0	1	0	0
34	Antoine Smith Jr.	18:25	2-5	1-4	0-0	0	3	3	3	0	5	0	1	0	0
2	Blake Sisley	17:44	2-4	0-1	0-0	1	3	4	3	0	4	0	1	0	1
13	Blake Beauchamp	13:14	2-6	1-2	2-2	0	0	0	3	2	7	1	1	0	0
00	Gage Bobe	00:57	0-0	0-0	0-0	0	0	0	0	0	0	0	0	0	0
Team						0	0	0	0	0	0				
Totals			22-56	5-22	9-10	3	31	34	23	11	58	7	10	4	3

Technical Fouls: NONE

Missouri St. - 72

Record: 16-7 (7-3)

NO.	Name	Min	FG	3P	FT	Rebounds	Fouls	TP	AS	TO	ST	Blocks	BS	BA	+/-
5	Donovan Clay	F 33:15	5-8	0-2	1-2	3	10	13	2	11	4	1	0	1	0
44	Gage Prim	F 30:26	2-12	0-0	9-14	2	3	5	0	10	29	2	0	3	0
1	Isiah Mostley	G 32:03	5-14	2-5	2-2	2	6	8	1	1	14	1	1	1	0
4	Ja'Monta Black	G 33:28	2-10	1-6	0-0	1	4	5	3	0	5	0	2	0	0
25	Lucy Patterson	G 29:33	2-7	0-1	6-7	2	1	3	1	5	10	1	1	0	1
3	Isaac Haney	22:58	1-3	1-2	3-4	0	6	6	2	4	6	1	0	1	0
12	Jaylen Minnett	13:55	1-4	1-3	0-0	0	1	1	2	0	3	0	0	3	0
33	Dakson Carper	03:25	0-0	0-0	0-0	0	0	0	0	1	0	0	0	0	-1
20	No Tate	00:57	0-0	0-0	0-0	0	0	0	0	0	0	0	0	0	0
Team						0	1	1	0	0	0				
Totals			23-58	5-19	21-29	10	32	42	11	23	72	9	5	8	4

Technical Fouls: NONE

UE

MSU

UE		MSU		Points from		UE		MSU		Period by Period Scoring									
Biggest lead	4 (2 nd 12:08)	16 (2 nd 1:28)	Turnovers	5	9	Paint	28	28	Second Chance	0	15	Fast Breaks	8	7	Bench	16	9		
Best Scoring Run	13(2 nd 12:08)	13(2 nd 5:41)	Paint	28	28		UE	21		37	58		MSU	28		44	72		
Lead Changes	2		Second Chance	0	15			Fast Breaks		8	7			Bench		16	9		
Times Tied	1			UE	21					37	58					MSU	28	44	72
Time with Lead	02:04 37:08				MSU					28	44						72		



21

UE vs. Bradley - Feb. 5, 2022
Ford Center | Evansville, Ind.



22

UE at Indiana State - Feb. 8, 2022
Hulman Center | Terre Haute, Ind.





2021-22 Evansville Men's Basketball



2021-22 Evansville Men's Basketball Team Game-by-Game All games

Page 1/1
as of Jan 31, 2022

Opponent	Date	Score		Total		3-Pointers		Free throws		Rebounds										
				FG-FGA	PCT	3FG-3FGA	PCT	FT-FTA	PCT	OFF	DEF	TOT	AVG	PF	A	TO	BLK	STL	PTS	AVG
at Cincinnati	11/09/2021	43-65	L	14-54	.259	7-26	.269	8-14	.571	6	28	34	34.0	14	8	15	1	5	43	43.0
IUPUI	11/11/2021	60-40	W	18-38	.474	6-19	.316	18-24	.750	3	30	33	33.5	10	7	13	2	12	60	51.5
at Belmont	11/13/2021	43-81	L	14-51	.275	9-32	.281	6-8	.750	6	20	26	31.0	14	8	20	1	6	43	48.7
DePauw	11/16/2021	69-58	W	28-52	.538	10-23	.435	3-8	.375	5	24	29	30.5	6	16	8	3	4	69	53.8
UCF	11/20/2021	59-75	L	20-46	.435	10-29	.345	9-13	.692	5	18	23	29.0	13	12	16	1	7	59	54.8
vs Rice	11/22/2021	104-109	Lot3	39-76	.513	12-28	.429	14-20	.700	9	24	33	29.7	23	15	11	1	9	104	63.0
vs Vermont	11/23/2021	49-58	L	16-49	.327	7-26	.269	10-13	.769	5	23	28	29.4	17	9	16	0	4	49	61.0
vs Akron	11/24/2021	60-69	L	22-59	.373	6-23	.261	10-14	.714	12	19	31	29.6	22	8	8	1	5	60	60.9
at Eastern Ill.	11/28/2021	70-54	W	27-65	.415	11-31	.355	5-8	.625	13	24	37	30.4	18	11	7	6	9	70	61.9
Southern Ill.	12/01/2021	52-54	L	19-42	.452	7-18	.389	7-10	.700	2	20	22	29.6	12	7	6	4	1	52	60.9
Tennessee Tech	12/04/2021	59-51	W	22-52	.423	8-29	.276	7-11	.636	3	29	32	29.8	11	10	11	3	6	59	60.7
at Southeast Mo. St.	12/08/2021	73-75	L	26-63	.413	11-36	.306	10-14	.714	5	23	28	29.7	15	13	5	3	4	73	61.8
at UNI	01/02/2022	61-83	L	22-55	.400	9-33	.273	8-9	.889	4	23	27	29.5	15	13	11	1	7	61	61.7
Drake	01/08/2022	59-60	L	19-50	.380	7-18	.389	14-23	.609	8	26	34	29.8	13	7	9	1	5	59	61.5
at Bradley	01/12/2022	47-79	L	16-55	.291	6-25	.240	9-9	1.000	3	23	26	29.5	12	7	9	3	4	47	60.5
Loyola Chicago	01/18/2022	48-77	L	16-49	.327	8-22	.364	8-9	.889	5	16	21	29.0	16	9	10	0	4	48	59.8
at Illinois St.	01/21/2022	56-94	L	22-51	.431	8-25	.320	4-5	.800	6	13	19	28.4	6	14	13	3	1	56	59.5
Illinois St.	01/23/2022	56-53	W	19-50	.380	6-24	.250	12-15	.800	7	25	32	28.6	12	10	20	2	7	56	59.3
UNI	01/26/2022	59-64	L	23-55	.418	11-27	.407	2-6	.333	6	17	23	28.3	14	12	11	3	11	59	59.3
at Missouri St.	01/29/2022	58-72	L	22-56	.393	5-22	.227	9-10	.900	3	31	34	28.6	23	7	10	3	4	58	59.3
Total		1185		424-1068	.397	164-516	.318	173-243	.712	116	456	572	28.6	286	203	229	42	115	1185	59.3
Opponents		1371		510-1053	.484	136-342	.398	215-307	.700	127	553	680	34.0	296	235	230	48	97	1371	68.6

Evansville Averages

Games Played	Points/game	FG Pct	3FG Pct	FT Pct	Rebounds/game	Assists/game	Turnovers/game	Assist/Turnover ratio	Steals/game	Blocks/game
20	59.3	39.7	31.8	71.2	28.6	10.2	11.5	0.9	5.8	2.1



2021-22 Evansville Men's Basketball Opponents Game-by-Game All games

Page 1/1
as of Jan 31, 2022

Opponent	Date	Score		Total		3-Pointers		Free throws		Rebounds										
				FG-FGA	PCT	3FG-3FGA	PCT	FT-FTA	PCT	OFF	DEF	TOT	AVG	PF	A	TO	BLK	STL	PTS	AVG
at Cincinnati	11/09/2021	43-65	L	25-55	.455	7-23	.304	8-17	.471	6	35	41	41.0	17	14	9	7	5	65	65.0
IUPUI	11/11/2021	60-40	W	16-48	.333	3-14	.214	5-10	.500	6	20	26	33.5	19	7	15	1	4	40	52.5
at Belmont	11/13/2021	43-81	L	31-59	.525	11-29	.379	8-15	.533	12	29	41	36.0	14	19	12	5	10	81	62.0
DePauw	11/16/2021	69-58	W	25-51	.490	6-20	.300	2-3	.667	2	21	23	32.8	10	10	9	0	5	58	61.0
UCF	11/20/2021	59-75	L	26-53	.491	10-20	.500	13-14	.929	9	23	32	32.6	16	13	13	1	4	75	63.8
vs Rice	11/22/2021	104-109	Lot3	37-67	.552	10-22	.455	25-35	.714	8	28	36	33.2	18	15	13	2	5	109	71.3
vs Vermont	11/23/2021	49-58	L	23-54	.426	4-19	.211	8-11	.727	7	27	34	33.3	15	8	12	1	5	58	69.4
vs Akron	11/24/2021	60-69	L	21-43	.488	10-15	.667	17-27	.630	7	25	32	33.1	20	10	13	2	3	69	69.4
at Eastern Ill.	11/28/2021	70-54	W	19-50	.380	3-10	.300	13-20	.650	10	28	38	33.7	12	8	16	3	6	54	67.7
Southern Ill.	12/01/2021	52-54	L	22-44	.500	3-10	.300	7-7	1.000	2	23	25	32.8	12	6	7	4	2	54	66.3
Tennessee Tech	12/04/2021	59-51	W	20-54	.370	4-12	.333	7-13	.538	8	30	38	33.3	15	8	15	0	5	51	64.9
at Southeast Mo. St.	12/08/2021	73-75	L	28-54	.519	7-16	.438	12-13	.923	2	29	31	33.1	14	10	10	0	3	75	65.8
at UNI	01/02/2022	61-83	L	29-53	.547	11-22	.500	14-18	.778	3	30	33	33.1	13	14	9	1	5	83	67.1
Drake	01/08/2022	59-60	L	23-48	.479	6-14	.429	8-13	.615	4	30	34	33.1	23	9	13	3	2	60	66.6
at Bradley	01/12/2022	47-79	L	31-64	.484	9-16	.563	8-10	.800	11	36	47	34.1	11	20	8	4	3	79	67.4
Loyola Chicago	01/18/2022	48-77	L	27-43	.628	10-17	.588	13-18	.722	1	29	30	33.8	17	15	9	4	2	77	68.0
at Illinois St.	01/21/2022	56-94	L	40-57	.702	8-16	.500	6-8	.750	5	23	28	33.5	8	23	5	4	8	94	69.5
Illinois St.	01/23/2022	56-53	W	22-55	.400	3-16	.188	6-10	.600	9	27	36	33.6	20	7	21	1	6	53	68.6
UNI	01/26/2022	59-64	L	22-43	.512	6-12	.500	14-16	.875	5	28	33	33.6	11	10	16	1	6	64	68.4
at Missouri St.	01/29/2022	58-72	L	23-58	.397	5-19	.263	21-29	.724	10	32	42	34.0	11	9	5	4	8	72	68.6
Total		1371		510-1053	.484	136-342	.398	215-307	.700	127	553	680	34.0	296	235	230	48	97	1371	68.6
Evansville		1185		424-1068	.397	164-516	.318	173-243	.712	116	456	572	28.6	286	203	229	42	115	1185	59.3

Opponents Averages

Games Played	Points/game	FG Pct	3FG Pct	FT Pct	Rebounds/game	Assists/game	Turnovers/game	Assist/Turnover ratio	Steals/game	Blocks/game
20	68.6	48.4	39.8	70.0	34.0	11.8	11.5	1.0	4.9	2.4

#FORTHE *Aces*



2021-22 Evansville Men's Basketball



2021-22 Evansville Men's Basketball Combined Team Statistics All games

Page 1/1
as of Jan 30, 2022

Game Records

Record	Overall	Home	Away	Neutral
ALL GAMES	5-15	4-5	1-7	0-3
CONFERENCE	1-8	1-4	0-4	0-0
NON-CONFERENCE	4-7	3-1	1-3	0-3

Score by Periods

Team	1st	2nd	OT	TOT
Evansville	543	613	29	1185
Opponents	628	709	34	1371

Team Box Score

No.	Player				Total		3-Point		F-Throw		Rebounds											
		GP-GS	MIN	AVG	FG-FGA	FG%	3FG-3FGA	3FG%	FT-FTA	FT%	OFF	DEF	TOT	AVG	PF	DQ	A	TO	BLK	STL	PTS	AVG
5	GIVANCE, Shamar	20-19	614:26	30.7	99-243	.407	24-82	.293	57-86	.663	7	73	80	4.0	41	1	72	57	0	30	279	14.0
3	NEWTON, Jawaun	20-20	670:45	33.5	100-234	.427	30-92	.326	45-57	.789	29	86	115	5.8	45	0	26	32	10	17	275	13.8
30	FREDERKING, Noah	19-19	607:26	32.0	49-138	.355	30-101	.297	13-17	.765	10	68	78	4.1	30	0	17	18	3	25	141	7.4
10	KUHLMAN, Evan	18-18	532:12	29.6	40-113	.354	22-65	.338	14-16	.875	10	60	70	3.9	38	1	29	19	11	18	116	6.4
13	BEAUCHAMP, Blaise	20-1	324:26	16.2	43-106	.406	22-61	.361	17-24	.708	4	25	29	1.5	18	0	12	21	3	7	125	6.3
34	SMITH JR., Antoine	20-9	384:01	19.2	38-76	.500	22-50	.440	5-6	.833	8	28	36	1.8	36	0	12	16	2	2	103	5.2
2	SISLEY, Blake	16-0	208:57	13.1	19-47	.404	6-19	.316	6-10	.600	5	15	20	1.3	16	0	3	9	5	1	50	3.1
31	ENARUNA, Iyen	14-5	156:08	11.2	13-39	.333	0-7	.000	8-13	.615	5	13	18	1.3	15	0	3	7	2	4	34	2.4
24	PHILLIPS, Preston	18-9	358:32	19.9	17-38	.447	3-10	.300	2-5	.400	18	54	72	4.0	32	0	17	9	6	8	39	2.2
00	BOBE, Gage	15-0	183:16	12.2	5-26	.192	4-22	.182	2-5	.400	1	12	13	0.9	14	0	11	6	0	3	16	1.1
11	PAGE, Emmette	7-0	34:52	5.0	1-8	.125	1-7	.143	4-4	1.000	0	2	2	0.3	1	0	1	2	0	0	7	1.0
Team											19	20	39					33				
Total		20	4075		424-1068	.397	164-516	.318	173-243	.712	116	456	572	28.6	286	2	203	229	42	115	1185	59.3
Opponents		20	4075		510-1053	.484	136-342	.398	215-307	.700	127	553	680	34.0	296	4	235	230	48	97	1371	68.6

Team Statistics

	EVANS	OPP
Scoring	1185	1371
Points per game	59.3	68.6
Scoring margin	-9.3	-
Field goals-att	424-1068	510-1053
Field goal pct	.397	.484
3 point fg-att	164-516	136-342
3-point FG pct	.318	.398
3-pt FG made per game	8.2	6.8
Free throws-att	173-243	215-307
Free throw pct	.712	.700
F-Throws made per game	8.7	10.8
Rebounds	572	680
Rebounds per game	28.6	34.0
Rebounding margin	-5.4	-
Assists	203	235
Assists per game	10.2	11.8
Turnovers	229	230
Turnovers per game	11.5	11.5
Turnover margin	+0.1	-
Assist/turnover ratio	0.9	1.0
Steals	115	97
Steals per game	5.8	4.9
Blocks	42	48
Blocks per game	2.1	2.4
Winning streak	0	-
Home win streak	0	-
Attendance	28373	25987
Home games-Avg/Game	9-3153	8-3248
Neutral site-Avg/Game	-	3-307

Team Results

Date	Opponent		Score	Att.
11/09/2021	at Cincinnati	L	43-65	10024
11/11/2021	IUPUI	W	60-40	3145
11/13/2021	at Belmont	L	43-81	2421
11/16/2021	DePauw	W	69-58	2894
11/20/2021	UCF	L	59-75	3233
11/22/2021	vs Rice	Lot3	104-109	435
11/23/2021	vs Vermont	L	49-58	337
11/24/2021	vs Akron	L	60-69	150
11/28/2021	at Eastern Ill.	W	70-54	1011
12/01/2021	Southern Ill.	L	52-54	3318
12/04/2021	Tennessee Tech	W	59-51	3275
12/08/2021	at Southeast Mo. St.	L	73-75	510
01/02/2022	at UNI	L	61-83	1587
01/08/2022	Drake	L	59-60	3194
01/12/2022	at Bradley	L	47-79	3819
01/18/2022	Loyola Chicago	L	48-77	3190
01/21/2022	at Illinois St.	L	56-94	2721
01/23/2022	Illinois St.	W	56-53	3354
01/26/2022	UNI	L	59-64	2770
01/29/2022	at Missouri St.	L	58-72	3894



2021-22 Evansville Men's Basketball



2021-22 Evansville Men's Basketball Combined Team Statistics In Conference games

Page 1/1
as of Jan 31, 2022

Game Records

Record	Overall	Home	Away	Neutral
ALL GAMES	1-8	1-4	0-4	0-0
CONFERENCE	1-8	1-4	0-4	0-0
NON-CONFERENCE	0-0	0-0	0-0	0-0

Score by Periods

Team	1st	2nd	OT	TOT
Evansville	232	264	0	496
Opponents	297	339	0	636

Team Box Score

No. Player					Total		3-Point		F-Throw		Rebounds												
		GP-GS	MIN	AVG	FG-FGA	FG%	3FG-3FGA	3FG%	FT-FTA	FT%	OFF	DEF	TOT	AVG	PF	DQ	A	TO	BLK	STL	PTS	AVG	
5	GIVANCE, Shamar	9-8	265:09	29.5	46-120	.383	11-41	.268	27-37	.730	2	26	28	3.1	16	0	28	26	0	13	130	14.4	
3	NEWTON, Jawaun	9-9	296:41	33.0	41-106	.387	13-40	.325	20-26	.769	10	38	48	5.3	19	0	11	13	3	6	115	12.8	
30	FREDERKING, Noah	9-9	271:14	30.1	20-59	.339	14-45	.311	2-3	.667	5	28	33	3.7	17	0	7	7	3	10	56	6.2	
13	BEAUCHAMP, Blaise	9-1	138:54	15.4	19-44	.432	10-26	.385	4-4	1.000	1	6	7	0.8	11	0	4	11	2	1	52	5.8	
10	KUHLMAN, Evan	9-9	253:28	28.2	18-46	.391	8-21	.381	5-5	1.000	4	26	30	3.3	16	0	14	11	4	9	49	5.4	
2	SISLEY, Blake	9-0	147:51	16.4	12-30	.400	3-12	.250	5-8	.625	1	13	14	1.6	9	0	2	5	4	0	32	3.6	
24	PHILLIPS, Preston	9-7	216:34	24.1	10-20	.500	2-6	.333	2-4	.500	7	33	40	4.4	20	0	10	5	4	4	24	2.7	
31	ENARUNA, Iyen	4-0	36:09	9.0	3-7	.429	0-0	.000	4-4	1.000	0	1	1	0.3	1	0	2	0	0	0	10	2.5	
34	SMITH JR., Antoine	9-2	98:46	11.0	7-19	.368	4-12	.333	0-0	.000	4	8	12	1.3	12	0	3	6	0	0	18	2.0	
11	PAGE, Emmette	4-0	27:08	6.8	1-5	.200	1-5	.200	4-4	1.000	0	1	1	0.3	0	0	1	1	0	0	7	1.8	
00	BOBE, Gage	5-0	48:06	9.6	1-7	.143	1-6	.167	0-1	.000	0	5	5	1.0	2	0	4	1	0	1	3	0.6	
Team											10	9	19					13					
Total		9	1800		178-463	.384	67-214	.313	73-96	.760	44	194	238	26.4	123	0	86	99	20	44	496	55.1	
Opponents		9	1800		239-465	.514	61-142	.430	97-129	.752	50	258	308	34.2	126	2	113	93	26	42	636	70.7	

Team Statistics

	EVANS	OPP
Scoring	496	636
Points per game	55.1	70.7
Scoring margin	-15.6	-
Field goals-att	178-463	239-465
Field goal pct	.384	.514
3 point fg-att	67-214	61-142
3-point FG pct	.313	.430
3-pt FG made per game	7.4	6.8
Free throws-att	73-96	97-129
Free throw pct	.760	.752
F-Throws made per game	8.1	10.8
Rebounds	238	308
Rebounds per game	26.4	34.2
Rebounding margin	-7.8	-
Assists	86	113
Assists per game	9.6	12.6
Turnovers	99	93
Turnovers per game	11.0	10.3
Turnover margin	-0.7	-
Assist/turnover ratio	0.9	1.2
Steals	44	42
Steals per game	4.9	4.7
Blocks	20	26
Blocks per game	2.2	2.9
Winning streak	0	-
Home win streak	0	-
Attendance	15826	12021
Home games-Avg/Game	5-3165	4-3005
Neutral site-Avg/Game	-	0-0

Team Results

Date	Opponent		Score	Att.
12/01/2021	Southern Ill.	L	52-54	3318
01/02/2022	at UNI	L	61-83	1587
01/08/2022	Drake	L	59-60	3194
01/12/2022	at Bradley	L	47-79	3819
01/18/2022	Loyola Chicago	L	48-77	3190
01/21/2022	at Illinois St.	L	56-94	2721
01/23/2022	Illinois St.	W	56-53	3354
01/26/2022	UNI	L	59-64	2770
01/29/2022	at Missouri St.	L	58-72	3894