2021-22 Men's Basketball

Bob Pristash - rp113@evansville.edu - Office: 812-488-2285 - Cell: 812-266-5288

FIVE NATIONAL CHAMPIONSHIPS | FIVE NCAA D-1 TOURNAMENTS | 2015 CIT CHAMPIONS

2021-22 PURPLE ACES MEN'S BASKETBALL GAME NOTES

Game 15

Evansville (4-10, 0-3 MVC) at Bradley (7-9, 1-3 MVC)

January 12, 2022 | Carver Arena | Peoria, Ill.

Evansville Purple Aces | **Bradley Braves**

STAT SHEET		
61.5	Points Per Game	71.8
29.8	Rebounds Per Game	39.1
40.7%	Shooting Percentage	43.9%
68.3%	Free Throw Percentage	64.8%
10.3	Assists Per Game	13.5
6.0	Steals Per Game	7.0

Evansville Coaching Info
Head Coach: Todd Lickliter
Record at UE: 13-39 (3rd Season)
Career Record: 231-194 (15th Season)

Bradley Coaching Info
Head Coach: Brian Wardle
Record at BU: 100-111 (7th Season)
Career Record: 195-176 (12th Season)

Follow the game

Carver Arena Peoria, Ill.

7 p.m. CT

ESPN+

www.GoPurpleAces.com

What you need to know...

Jawaun Newton recorded his second-best scoring effort of the season with 21 points on Saturday against Drake

With an average of 1.5 steals per contest, Shamar Givance is tied for third in the MVC with his average

Three of Evansville's last four losses have come down to the final possession with a chance to win

Last Game UE Starters

#5 Givance	
PPG	14.6
RPG	4.5
Assists	53
Steals	21
Minutes	31.6

#3 Newton	
PPG	14.3
RPG	5.9
Assists	20
Steals	14
Minutes	33.8

#30 Frederking	
PPG	7.8
RPG	4.6
Assists	13
Steals	18
Minutes	32.7

#24 Phillips	
PPG	1.4
RPG	3.4
Assists	8
Steals	4
Minutes	16.4

#10 Kuhlman	
PPG	6.9
RPG	4.2
Assists	17
Steals	11
Minutes	29.4

2021-22 Schedule/Results

OCTOBER 2021		
Oct. 30	Mount St. Joseph (exh.)	W 74-45

NOVEMBER 2021		
Nov. 4	Kentucky Wesleyan (exh.)	W 74-64
Nov. 9	at Cincinnati	L 43-65
Nov. 11	vs. IUPUI	W 60-40
Nov. 13	at Belmont	L 43-81
Nov. 16	DePauw	W 69-58
Nov. 20	UCF	L 59-75
GULF COAST SHOWCASE		
Nov. 22	vs. Rice &	L 104-109 3OT
Nov. 23	vs. Vermont &	L 49-58
Nov. 24	vs. Akron &	L 60-69
Nov. 28	at Eastern Illinois	W 70-54

DECEMBER 2021		
Dec. 1	Southern Illinois*	L 52-54
Dec. 4	Tennessee Tech	W 59-51
Dec. 8	at SEMO	L 73-75
Dec. 18	UT Martin	CANCELED
Dec. 21	at SMU	CANCELED

JANUARY 2022		
Jan. 2	at UNI*	L 61-83
Jan. 8	Drake*	L 59-60
Jan. 12	at Bradley*	7PM
Jan. 18	Loyola*	7PM
Jan. 21	at Illinois State*	6PM
Jan. 23	Illinois State*	1PM
Jan. 26	UNI*	6PM
Jan. 29	at Missouri State*	7PM

FEBRUARY 2022		
Feb. 2	at Valparaiso*	6PM
Feb. 5	Bradley*	1PM
Feb. 8	at Indiana State*	6PM CT
Feb. 10	Indiana State*	6PM
Feb. 12	at Southern Illinois*	7PM
Feb. 16	at Drake*	7PM
Feb. 19	Valparaiso*	5PM
Feb. 23	at Loyola*	7PM
Feb. 26	Missouri State*	4PM

MARCH 2022		
March 3-6	Arch Madness $	St. Louis, Mo.

& - Gulf Coast Showcase - Fort Myers, Fla.
* - MVC Game — All Times Central

Follow the Aces

Available on the App Store

ANDROID APP ON Google play

Purple Aces Radio Network

WJPS 107.1-Evansville/Boonville-Flagship
WAOV 1450/97.7/97.3-Vincennes
WRCY 1590/106.7-Mt. Vernon
WROY 1460/92.1-Carmi, Ill.
WYFX 106.7-Evansville

2021-22 Evansville Men's Basketball

2021-22 Roster

0 Gage Bobe
Guard
6-0/175/JR
Vincennes, Ind.

2 Blake Sisley
Forward
6-8/215/FR
Santa Claus, Ind.

3 Jawaun Newton
Guard
6-3/180/SR
El Paso, Texas

5 Shamar Givance
Guard
5-10/170/SR
Toronto, Ontario



10 Evan Kuhlman
Forward
6-8/215/5SR
Liberty Township, Ohio

11 Emmette Page
Guard
6-2/180/JR
Brooklyn Park, Minn.

13 Blaise Beauchamp
Guard
6-3/165/SO
Minnetonka, Minn.

15 Grant Tichenor
Guard
6-1/175/FR
Hartford, Ky.

24 Preston Phillips
Forward
6-8/190/FR
Elkhart, Ind.



30 Noah Frederking
Guard
6-4/205/5SR
Okawville, Ill.

31 Iyen Enaruna
Forward
6-9/220/SR
Amsterdam, Netherlands

34 Antoine Smith Jr.
Forward
6-7/215/JR
Westerville, Ohio

44 Trey Hall
Forward
6-9/200/SO
Willimantic, Conn.

Numerical Roster

#	Name	Pos.	Ht.	Wt.	Class	Hometown
0	Gage Bobe	G	6-0	175	JR	Vincennes, Ind
2	Blake Sisley	F	6-8	215	FR	Santa Claus, Ind.
3	Jawaun Newton	G	6-3	180	SR	El Paso, Texas
5	Shamar Givance	G	5-10	170	SR	Toronto, Ontario
10	Evan Kuhlman	F	6-8	215	SR*	Liberty Township, Ohio
11	Emmette Page	G	6-2	180	JR	Brooklyn Park, Minn.
13	Blaise Beauchamp	G	6-3	165	SO	Minnetonka, Minn.
15	Grant Tichenor	G	6-1	175	FR	Hartford, Ky.
24	Preston Phillips	F	6-8	190	FR	Elkhart, Ind.
30	Noah Frederking	G	6-4	205	SR*	Okawville, Ill.
31	Iyen Enaruna	F	6-9	220	SR	Amsterdam, Netherlands
34	Antoine Smith Jr.	F	6-7	215	JR	Westerville, Ohio
44	Trey Hall	F	6-9	200	SO	Willimantic, Conn.

* - 5th Year Senior

Coaching Staff

Todd Lickliter
Head Coach

Logan Baumann
Associate Head Coach

Thomas Jackson
Assistant Coach

Brandon Crone
Assistant Coach



Ryan Combs
Director of Basketball Operations

Jo Griffin
Graduate Assistant

Pronunciation Guide

Logan Baumann	baw-MINN
Blaise Beauchamp	BOWE-champ
Gage Bobe	Like "LOBE" (but with a B)
Iyen Enaruna	IAN en-uh-ROO-nuh
Shamar Givance	GIVE-ince
Evan Kuhlman	COOL-min
Blake Sisley	SIS-lee
Grant Tichenor	TITCH-ner

2021-22 Evansville Men's Basketball

0



GAGE BOBE
G - 6-0 - JR - Vincennes, Ind.

PPG	RPG	FG%	FT%	MPG
1.1	0.8	19.0	50.0	12.7

Last Gm: DNP
Notes: Tied career mark with 26 minutes and 2 rebounds at Belmont...had career-high 4 assists vs. DePauw...8 pts and 3 rb vs. Vermont

Career Highs
Pts: 9 (2x)
Rbs: 3 (vs. Vermont, 11/23/21)
Ast: 4 (vs. DePauw, 11/16/21)
Min: 26 (3x)

2

BLAKE SISLEY
F - 6-8 - FR - Santa Claus, Ind.

PPG	RPG	FG%	FT%	MPG
2.6	1.0	42.9	50.0	9.2

Last Gm: 6 pts, 3-4 FT
Notes: Posted 2 points and 3 rebounds vs Akron...top game came vs. Tenn. Tech where he scored 12 pts going 5-6 from the field and 2-3 from 3pt range.

Career Highs
Pts: 12 (vs. Tenn. Tech, 12/4/21)
Rbs: 3 (2x)
Ast: 1 (2x)
Min: 24:33 (vs. Drake, 1/8/22)

3



JAWAUN NEWTON
G - 6-3 - SR - El Paso, Texas

PPG	RPG	FG%	FT%	MPG
13.8	5.7	44.6	81.8	33.9

Last Gm: 21 pts, 9 rbs
Notes: Scored 10+ pts in 11 of last 12 games...career-high 30 pts came vs. Rice...first two double-doubles of career came vs. Akron and at EIU.

Career Highs
Pts: 30 (vs. Rice, 11/22/21)
Rbs: 12 (at EIU, 11/28/21)
Ast: 7 (vs. ILS, 1/10/21)
Min: 52:28 (vs. Rice, 11/22/21)

5

SHAMAR GIVANCE
G - 5-10 - SR - Toronto, Ontario

PPG	RPG	FG%	FT%	MPG
14.4	4.5	45.5	65.4	31.4

Last Gm: 18 pts, 4 rbs, 2 ast, 2 stl
Notes: Recorded 26 pts at EIU before resetting career high with 31 pts vs. SIU while hitting 11 out of 16 attempts... Named MVC Player of the Week on 12/6

Career Highs
Pts: 31 (vs. SIU, 12/1/21)
Rbs: 8 (at UT Martin, 12/2/20)
Ast: 8 (2x)
Min: 46 (at UT Martin, 12/2/20)

10



EVAN KUHLMAN
F - 6-8 - 5SR - Liberty Township, Ohio

PPG	RPG	FG%	FT%	MPG
7.2	3.9	34.7	84.6	28.9

Last Gm: 4 pts, 7 rbs
Notes: Career-high 23 pts came vs. De-Pauw...was 8-13 shooting and 5-7 from outside...10+ pts in 11 of last 18 games.

Career Highs
Pts: 23 (vs. DePauw, 11/16/21)
Rbs: 9 (at Bradley, 2/9/20)
Ast: 5 (at Loyola, 2/6/21)
Min: 39 (vs. Missouri St, 2/26/21)

11

EMMETTE PAGE
G - 6-2 - JR - Brooklyn Park, Minn.

PPG	RPG	FG%	FT%	MPG
0.0	0.3	0.00	-	2.6

Last Gm: 4-4 FT, 13:30
Notes: Finished with 14 pts in exhibition opener against MSJ...scored 4 pts hitting all four FT's against Drake

Career Highs
Pts: 4 (vs. Drake, 1/8/22)
Rbs: 1 (Multiple)
Ast: 1 (Multiple)
Min: 13 (vs. Drake, 1/8/22)

13



BLAISE BEAUCHAMP
G - 6-3 - SO - Minnetonka, Minn.

PPG	RPG	FG%	FT%	MPG
7.1	1.9	39.7	65.0	17.4

Last Gm: 10 min, rb
Notes: Set career scoring mark with 14 pts at UNI...made first start in the game while playing his top total of 28:45.

Career Highs
Pts: 14 (at UNI, 1/2/22)
Rbs: 5 (vs. IUPUI, 11/11/21)
Ast: 3 (vs. Vermont, 11/23/21)
Min: 28:45 (at UNI, 1/2/22)

24

PRESTON PHILLIPS
F - 6-8 - FR - Elkhart, Ind.

PPG	RPG	FG%	FT%	MPG
1.5	3.5	42.1	0.00	16.3

Last Gm: 2 rbs, 17 min
Notes: Hade 5 rebounds vs. IUPUI... made first start vs. DePauw and set high w/ 6 rbs and 3 ast...scored top mark of 5 pts at SEMO.

Career Highs
Pts: 5 (at SEMO, 12/8/21)
Rbs: 6 (vs. DePauw, 11/16/21)
Ast: 3 (vs. DePauw, 11/16/21)
Min: 24:41 (at Belmont, 11/13/21)

30



NOAH FREDERKING
G - 6-4 - 5SR - Okawville, Ill.

PPG	RPG	FG%	FT%	MPG
8.0	4.7	34.4	78.6	33.2

Last Gm: 6 pts, 2-4 3pt
Notes: Set career mark with 8 rebounds in season opener at Cincinnati...hit 3 out of 4 3pt tries vs. DePauw...5.1 RPG over last 9 games.

Career Highs
Pts: 26 (vs. KWC, 11/15/18)
Rbs: 8 (at Cincinnati, 11/9/21)
Ast: 5 (Multiple)
Min: 53:21 (vs. Rice, 11/22/21)

31

IYEN ENARUNA
F - 6-9 - SR - Amsterdam, Netherlands

PPG	RPG	FG%	FT%	MPG
2.4	1.5	31.4	44.4	13.2

Last Gm: DNP
Notes: Scored 7 pts and had 4 rbs vs. MSJ...hit 2 FG att vs. IUPUI and finished with 5 pts...grabbed 5 rbs at EIU.

Career Highs
Pts: 17 (at Bradley, 1/17/21)
Rbs: 7 (at Bradley, 1/17/21)
Ast: 2 (at Loyola, 2/6/21)
Min: 28 (at Bradley, 1/17/21)

34

ANTOINE SMITH JR.
F - 6-7 - JR - Westerville, Ohio

PPG	RPG	FG%	FT%	MPG
6.9	1.8	54.1	83.3	24.1

Last Gm: 6 min, rb
Notes: MVC Newcomer of the Week on 11/29/21...scored career-high 24 pts vs. Rice, hit all 9 shots including 6 triples... added 16 pts against Akron.

Career Highs
Pts: 24 (vs. Rice, 11/22/21)
Rbs: 4 (vs. UCF, 11/20/21)
Ast: 2 (vs. Vermont, 11/23/21)
Min: 40:18 (vs. Rice, 11/22/21)

44

TREY HALL
F - 6-9 - SO - Willimantic, Conn.

PPG	RPG	FG%	FT%	MPG
-	-	-	-	-

Last Gm: DNP
Notes:

Career Highs
Pts: 9 (at Louisville, 11/25/20)
Rbs: 8 (vs. PVAMU, 11/27/20)
Ast: 1 (Multiple)
Min: 29 (vs. PVAMU, 11/27/20)

2021-22 Evansville Men's Basketball

By the Numbers

4 — Four starters return from last year's squad who took 5th place in the MVC

28 — Evansville is in its 28th season in the Missouri Valley Conference

103 — The 2020-21 season marks the 103ad season of college basketball at the University of Evansville

The Opponent

- A 78-71 overtime loss at Loyola on Saturday saw Bradley fall to 7-9 on the season and 1-3 through four MVC contests
- The Braves defeated UNI in the conference opener in December by a 71-69 final, but have fallen in three close games since the New Year
- Terry Roberts has leads the Braves in points, assist and steals
- His average of 15.3 PPG is 7th in the Valley while he ranks third with 4.2 assists per game and second with his average of 1.7 steals
- Rienk Mast is Bradley's top rebounder, hauling in 7.8 per contest
- His average is second in the league

The Series

Evansville vs. Bradley

All-Time	BU leads 35-23
in Evansville	UE leads 17-10
in Peoria	BU leads 24-5
Neutral	Tied at 1-1

Last five meetings

Date	W/L	Location	Result
1/17/21	L	Peoria, Ill.	55-86
1/16/21	L	Peoria, Ill.	60-69
2/9/20	L	Peoria, Ill.	58-69
1/8/20	L	Evansville, Ind.	52-72
2/23/19	L	Peoria, Ill.	61-63

Last Meeting

Official Basketball Box Score -- Game Totals -- Final Statistics
Evansville vs Bradley
01-17-21 3 p.m. at Peoria, Ill.

Evansville 55 · 6-8, 4-4 MVC

##	Player		Total FG-FGA	3-Ptr FG-FGA	FT-FTA	Rebounds Off	Def	Tot	PF	TP	A	TO	Blk	Stl	Min
02	Levitch, Jax	f	1-5	1-4	0-0	4	5	9	3	3	0	0	0	1	29
10	Kuhlman, Evan	f	2-3	1-1	0-0	0	3	3	1	5	0	3	0	1	22
03	Newton, Jawaun	g	2-11	1-6	0-0	0	1	1	2	5	1	3	1	1	26
05	Givance, Shamar	g	1-3	1-1	0-0	0	2	2	0	3	2	4	0	0	13
30	Frederking, Noah	g	3-10	2-7	1-1	1	1	2	4	9	0	0	0	1	31
00	Bobe, Gage		0-5	0-2	0-0	0	0	0	1	0	3	1	0	0	26
04	Straub, Devan		0-0	0-0	0-0	0	3	3	0	0	0	0	0	0	2
24	Matthews, Alex		0-2	0-1	5-7	1	1	2	0	5	0	0	0	0	10
31	Enaruna, Iyen		5-6	1-2	6-11	2	5	7	5	17	1	1	0	0	28
44	Hall, Trey		3-4	2-3	0-0	0	0	0	2	8	0	1	0	0	13
	Team					0	0	0							
	Totals		17-49	9-27	12-19	8	21	29	18	55	7	13	1	4	200

FG % 1st Half:	6-23	26.1%	2nd half:	11-26	42.3%	Game:	17-49	34.7%
3FG % 1st Half:	4-15	26.7%	2nd half:	5-12	41.7%	Game:	9-27	33.3%
FT % 1st Half:	5-7	71.4%	2nd half:	7-12	58.3%	Game:	12-19	63.2%

Deadball Rebounds 3

Bradley 86 · 9-4, 3-1 MVC

##	Player		Total FG-FGA	3-Ptr FG-FGA	FT-FTA	Rebounds Off	Def	Tot	PF	TP	A	TO	Blk	Stl	Min
10	Childs, Elijah	f	4-9	0-0	2-3	1	5	6	3	10	1	3	0	0	25
51	Mast, Rienk	f	3-4	1-2	0-0	1	4	5	3	7	0	1	0	0	20
04	Nolan Jr., Terry	g	3-7	3-6	4-4	0	2	2	3	13	2	1	0	2	25
05	East II, Sean	g	4-8	1-1	0-0	1	2	3	3	9	4	0	0	3	23
23	Tahvanainen, Ville	g	4-6	4-6	0-0	0	2	2	1	12	2	0	0	2	24
00	Kingsby, Danya		1-5	1-2	2-2	0	0	0	1	5	2	0	0	0	15
02	Thomas, Antonio		2-3	0-0	0-0	1	2	3	0	4	2	0	0	1	17
20	Kent, Jayson		0-4	0-1	0-0	0	4	4	0	0	0	0	0	0	9
22	Henry, Ja'Shon		3-6	0-1	10-11	3	2	5	1	16	1	0	1	0	19
25	Hall, Thomas		0-1	0-1	0-0	0	0	0	0	0	0	0	0	0	2
34	Linke, Connor		1-1	0-0	0-0	1	0	1	0	2	0	0	0	0	4
35	Hannah, Darius		3-3	0-0	2-3	1	4	5	3	8	0	1	0	1	17
	Team					1	1	2							
	Totals		28-57	10-20	20-23	10	28	38	18	86	14	6	1	9	200

FG % 1st Half:	17-30	56.7%	2nd half:	11-27	40.7%	Game:	28-57	49.1%
3FG % 1st Half:	7-11	63.6%	2nd half:	3-9	33.3%	Game:	10-20	50.0%
FT % 1st Half:	8-9	88.9%	2nd half:	12-14	85.7%	Game:	20-23	87.0%

Deadball Rebounds 1

Officials: Eric Lowe, K.B. Burdett Jr., Jeff Campbell
Technical fouls: Evansville-None. Bradley-None.
Attendance:
#31 Iyen Enaruna fouled out with 3:46 remaining in the game.

Score by periods	1st	2nd	Total
Evansville	21	34	55
Bradley	49	37	86

Points	In Paint	Off T/O	2nd Chance	Fast Break	Bench
UE	16	5	8	0	30
BRAD	30	18	13	14	35

Last FG - UE 2nd-00:34, BRAD 2nd-01:37.
Largest lead - UE None, BRAD by 36 2nd-01:37.
UE led for 00:00. BRAD led for 39:42. Game was tied for 00:18.

Score tied - 0 times.
Lead changed - 0 times.

2021-22 Evansville Men's Basketball

ACES RUNDOWN

2020-21 Record
9-16, 7-11 MVC

Head Coach
Todd Lickliter - 3rd season

Last Game
59-60 L vs. Drake

Last Game Top Player
Newton - 21 pts, 9 rbs

Assistant Coaches
Logan Baumann,
Thomas Jackson, Brandon Crone

Home Arena
Ford Center

Arena Record
115-56 - 11th season

21-22 Roster Info
8 returners, 5 newcomers,
4 returning starters

Last Postseason/NCAA
2015 CIT/1999 NCAA

Coming up in the MVC (all start time central)

Wednesday, January 12

Southern Illinois at Missouri State	7PM
Evansville at Bradley	7PM
Illinois State at Drake	7PM

Next three opponents...

Loyola (11-2, 2-0 MVC)

Last game - 78-71 OT W vs. Bradley
Next game - vs. Valparaiso - 1/11/22
Top scorer - Ryan Schwieger - 12.5 PPG
Top rebounder - Lucas Williamson - 5.5 RPG

Illinois State (8-7, 1-1 MVC)

Last game - 76-81 OT L at Valparaiso
Next game - at Drake - 1/12/22
Top scorer - Antonio Reeves - 21.1 PPG
Top rebounder - Sy Chatman - 6.5 RPG

UNI (7-7, 3-1 MVC)

Last game - 85-84 W at Missouri State
Next game - at Indiana State - 1/11/22
Top scorer - AJ Green - 17.6 PPG
Top rebounder - Trae Berhow - 5.1 RPG

We are.....UE

There are several ways to reference the University of Evansville. Generally, the first reference should always be "University of Evansville" or "Purple Aces". Later references to our team may be "Aces" as well as just using the word "Evansville".

Our school abbreviation is "UE". Under no circumstances is it acceptable to use "EU". We are not, never have been, and never will be, the European Union.

In the spring of 2019, the entire university underwent a complete re-brand. The "UE" logo below is our primary and the "Aces" is our secondary. Both are acceptable to use at any time. If you need logo files, please email rp113@evansville.edu.

2021-22 Evansville Men's Basketball

Follow the Aces

You can find the Purple Aces on Facebook and Twitter. The Aces hoops team is on Twitter @UEAthletics_MBB. You can also follow all of the University of Evansville athletics teams on Twitter @UEAthletics and on Facebook at University of Evansville Athletic Department.

GoPurpleAces.com is the official home of University of Evansville athletics. GoPurpleAces has the most info on Evansville Athletics and provides daily updates on all UE sports. It is also the one place to find live streaming and audio from several Aces athletics contests.

Live Stats
Live stat links are available on the men's basketball schedule page on GoPurpleAces.com.

Media Policy

Media Availability - 2021-22 Season
University of Evansville Associate Athletics Director for Media Relations Bob Pristash is the primary media contact for Aces Men's Basketball and all interview and media requests must be directed to his attention. He can be reached via email at rp113@evansville.edu or at 812-266-5288.

Head coach Todd Lickliter and requested players will be available at allotted times in the mornings during the season. All requests must be made within 24 hours of the interview time. No exceptions. All scheduled interviews will take place in the practice facility or Ford Center, depending on practice location. Please see the schedule in game notes for a full schedule of that week.

Please contact Bob Pristash on the day of your scheduled interview to confirm location. With schedules at the Ford Center possibly changing last minute, we want to make sure you end up at the correct place. There will also be no availability on game day prior to the contest and on scheduled off days.

All photographers must notify Pristash in advance in order to attend practice. Coach Lickliter and selected players will be available following each home game in the media room of the Ford Center following a ten-minute cooling off period.

Quotes from road games will be included in the postgame release.

Postgame Press Conferences
Coach Lickliter and requested players will be available following each home game. Postgame press conferences will be held inside the media room approximately 5-7 minutes following the completion of the game.

The Opening Tip
- Looking to get back on the winning track, the University of Evansville men's basketball team returns to the road on Wednesday evening for a 7 p.m. game against Bradley inside Carver Arena
- ESPN+ and the Purple Aces Radio Network will have the coverage

Season Update
- The MVC recently announced make-up dates for games that have been postponed
- On Jan. 21, UE travels to Illinois State for a 6 p.m. game before ISU returns the trip two days later in a 1 p.m. game at the Ford Center
- Evansville will play Indiana State in Terre Haute on Feb. 8 before the Sycamores come to Evansville on the 10th
- The Purple Aces played 12 games over the course of 30 days to open the year, but went 25 days in between the 12/8 game at SEMO and the 1/2 contest at UNI

Last Time Out
- Another one came down to the wire on Saturday with Drake defeating the Purple Aces by a 60-59 final inside the Ford Center
- Trailing by as many as nine points in the second half, UE stormed back and had a chance to win at the buzzer before two shots came up short
- Jawaun Newton had one his top games of the season, totaling 21 points on 8-of-11 shooting along with tying for the top rebound tally in the game with nine
- Shamar Givance recorded 18 points, 4 rebounds, 2 assists and 2 steals

Still Going Strong
- An 18-point effort against Drake solidified Shamar Givance's season average at 14.6 points per game, which paces the team and is 9th in the Valley
- Givance continues to rank in a tie for third in the league in steals and is fourth in assists
- He continues to score at the top rate of his career, recording an average of 18.7 points over the last six contests, including his career high of 31 against SIU...since opening with seven points against Cincinnati in the season opener, he has averaged 15.2 points while scoring at least 11 in all but two games since
- He has 4 or more helpers in 7 of the last 11 games including a season-high of 7 against DePauw
- On Dec. 6, Givance was named the MVC Player of the Week for the second time in his career after scoring a career-high 31 points against Southern Illinois before adding 15 points and 7 rebounds against Tennessee Tech
- In two preseason games, Givance was the Aces top scorer, averaging 15 points
- He had an excellent finish to last season, earning MVC Player of the Week honors to complete the regular season before earning a spot on the All-MVC Second Team
- Over the course of last season, he averaged 13.3 points per game (9th in MVC) while posting 4.0 assists (2nd in MVC) and 1.6 steals (#1 in MVC)
- The native of Toronto has had with multiple assists in 32 of his last 36 games
- Givance was named to the Preseason MVC Third Team in October

Another 20-point Performance
- For the second time this season and first since his 30-point game against Rice, Jawaun Newton finished with 21 points against Drake
- His season average is 14.3 PPG, but over the last nine games, he has recorded 16.4
- Newton continues to rack up the rebounds a the top level of his career, pacing the squad with 5.9 per game; that average is even higher over the last seven games with his mark standing at 7.0
- His rebounding numbers have risen each season from 2.2 (FR), 2.8 (SO), 4.4 (JR) and 5.9 as a senior in 2021-22
- He set his career mark with 12 at Eastern Illinois
- On the offensive end, Newton opened the Gulf Coast Showcase with a career-high of 30 points, marking the Aces first such effort since 2019
- It took until his 89th game to record the first double-double of his career, but #2 came just four days later...Newton registered 19 points and 10 boards on Nov. 24 versus Akron and followed that up with 13 points and 12 caroms at EIU
- Since opening the season with 5 points at Cincinnati, Newton has averaged 15.0 points per game on his way to 11th in scoring in the MVC
- He was one of the most complete players in the MVC last season, finishing the year with an average of 13.5 points and 4.4 rebounds
- Over the first 48 games of his college career, Newton did not reach the 10-point mark in scoring, but over his last 46 contests, he has done so 31 times

Home Cooking
- The January 2 contest at UNI was a special one for Blaise Beauchamp, who made his first start just a handful of hours from his home town of Minnetonka, Minnesota
- He finished the contest with a career-high 14 points while playing his top total of 28:45
- His total at UNI marked the fifth double digit game of the season and second in a row after scoring 11 at SEMO
- Over the course of the last four games, he 9 of his 21 3-point attempts
- Prior to his 14-point game in Cedar Falls, his top scoring mark came against IUPUI and at EIU where he registered 12 points while he opened the season with 11 at Cincinnati

Clamping Down
- Through six homes games, the UE defense has shined, allowing the opposition to score an average of just 56.33 points per game...just one opponent has scored over 60 points at the Ford Center this season with UCF finishing with 75 on Nov. 20
- In eight road/neutral site games, the opposition has averaged 74.25 PPG

Scoring Numbers
- Since the start of 2018-19, the Aces are 4-31 when scoring 60 points or less
- Since the start of the 2013-14 campaign, UE is 84-30 when scoring 70 or more but 44-111 when finishing under that mark

2021-22 Evansville Men's Basketball

Quick Facts

General Information

Name	University of Evansville
Founded	1854
Location	Evansville, Ind.
Enrollment	2,822
Nickname	Purple Aces
Colors	Purple, White and Orange
National Affiliation	NCAA Division I
Conference	Missouri Valley Conference
Home Floor/Capacity	Ford Center/8,930
President	Christopher M. Pietruszkiewicz
Director of Athletics	Mark Spencer
Athletic Ticket Office	812-488-ACES

Coaching Staff

Head Coach	Todd Lickliter (Butler, '79)
Record at Evansville	13-39 - 3rd season
Overall Record	231-194 - 15th season
Associate Head Coach	Logan Baumann (Louisville, '15)
Assistant Coach	Thomas Jackson (Butler, '02)
Assistant Coach	Brandon Crone (Butler, '07)
Director of Basketball Operations	Ryan Combs
Graduate Assistant	Jo Griffin
Associate Head Athletic Trainer	Cody Jefferson

Team Information

2020-21 Overall Record	9-16
2020-21 Missouri Valley Record/Finish	7-11 (5th)
Starters Returning/Lost	4/1
Letterwinners Returning/Lost	8/4
Newcomers	6

History

First Year of Basketball	1919-20
Overall Record	1,411-1,143 (.554), 103rd Season
NCAA College Division National Champions	1959, 60, 64, 65, 71
Missouri Valley Record	198-289 (.407), 27th season
Ford Center Record	115-56 (.674), 11th season
Last Postseason	5-0 in 2015 CIT
	W, 82-77 vs. IPFW; W, 83-68 at Eastern Illinois; W, 89-82 at Louisiana; W, 79-66 vs. UT Martin; W, 71-65 vs. Northern Arizona
NCAA Tournament Appearances	5 (1982, 1989, 1992, 1993, 1999)
Last NCAA Appearance	L, 95-74 vs. Kansas (1999 First Round)
NIT Appearances	2 (1988, 1994)
Last NIT Appearance	L, 76-63 vs. Tulane (1994 First Round)
CIT Appearances	2 (2013)
Last CIT Appearance	L, 58-81at East Carolina (2013 Semifinals)
CBI Appearances	1 (2011)
Last CBI Appearance	L, 95-86 vs. Princeton (2012 First Round)

Media Relations

Associate AD for Media Relations (MBB contact)	Bob Pristash
Office	(812) 488-2285
Cell	(812) 266-5288
E-Mail	rp113@evansville.edu
Sports Information Fax	(812) 488-2199
Mailing Address	1800 Lincoln Avenue
	Evansville, In 47722
Official Athletics Website	www.GoPurpleAces.com

Battling Back

- In his final four games of the 2021 calendar year, Evan Kuhlman battled a mild injury and scored a total of three points while going 1-for-13 from the field
- The layoff between 12/8 and 1/2 helped Kuhlman, who posted 12 points at UNI on 4-of-6 shooting...it was his first double figure game since recording 10 against Rice in the Gulf Coast Showcase
- After reaching double figures in the final six games last spring, Kuhlman has done so in five games thus far (11 out of 18 overall) - the top streak of his career
- Kuhlman scored a career-high 23 points while hitting 5 out of 7 3-point attempts against DePauw
- He scorched the nets in the opening part of the season, going 16-for-40, but has gone 10-for-35 since
- Playing in front of the home crowd in the opener at Cincinnati, Kuhlman tied for the team lead with 11 points and 6 boards...he followed that up with 13 points in the win over IUPUI
- He averaged a career-high 9.3 points per game while reaching double figures in each of the final six games of last season
- Kuhlman emerged as one of the top long range shooters in the MVC last season, finishing 6th in 3-point percentage (40.2%) and 8th in 3-point makes with 1.8 per game
- In 2019-20, he did not reach double figures in any of the first 17 games, but since then, he has hit the mark in 21 of his last 45 games

Top of the Valley

- Antoine Smith Jr. earned MVC Newcomer of the Week recognition on Nov. 29 and has continued to play well since that time with 46.3% of his outside attempts finding the bottom of the net (would be #3 tally in the MVC with enough attempts)
- After opening the season going 1-for-8 from the field, Smith has converted 31 of his last 53 attempts - 58.5%
- From outside, Smith hit 3 of first 10 attempts but has drained 16 of his last 31 for the season
- In four games leading to his Nov. 29 newcomer award, Smith averaged 13.5 points per game and reached double figures on three occasions
- Highlighting the week was a career-high of 24 points against Rice where he was a perfect 9-for-9 from the floor and 6-of-6 from 3-point distance
- He added 16 points against Akron before completing the week with 10 points at EIU
- He has multiple rebounds in 9 out of 14 games
- He made the start in the exhibition opener versus Mount St. Joseph and came through with 13 points and 3 caroms

Close Calls

- Three of Evansville's last four losses come by a total of five points
- On December 1, UE fell in its MVC opener to SIU by a 54-52 final before being edged at SEMO on 12/8 by a final of 75-73
- In its last outing, the Aces came within inches of a game-winner before Drake fended off the challenge for a 60-59 win on Saturday
- All three of those contests came down to a chance to win in the final possession.

Making the Adjustment

- As his freshman season has moved along, Blake Sisley has looked more and more comfortable at the next level
- After scoring a total of three points in his first six games, Sisley has averaged 6.5 points in the last four outings
- His top game saw him hit 5 out of 6 attempts on his way to 12 points versus Tennessee Tech
- Sisley has earned more playing time as the season has moved along, culminating in his top total of 24:33 against Drake... entering the EIU game, Sisley played an average of 4.2 minutes per game and had not seen the floor for more than 8 minutes in any contest...since then, he has played 12+ minutes in five out of six games while seeing an average of over 15 minutes
- Over the last four outings, Sisley has drained 4 out of 6 attempts from outside

A Defensive Clinic

- For the first time since Nov. 30, 2016, the Aces held an opponent to 40 points or fewer as the defense limited the Jaguars to 40 tallies on Nov. 11
- Prior to that, the last time Evansville did so was against Wabash in 2016...it was the first such effort against a Division I foe since 1/9/16 when the Aces held Bradley to just 35 points in a 67-35 home win
- The defense was able to hold each IUPUI scorer to single digits marking the first time an opponent has not had a double figure scorer since Drake on Feb. 25, 2014

Big Improvement

- While UE stands at 144 assists against 156 turnovers on the season, the team has been improving as of late
- Evansville began the season with 75 assists vs. 99 turnovers in the opening seven games of the year, but in the last seven outings, UE has seen that move in a positive direction with 69 helpers versus 57 turnovers

Finding a Way

- Despite a tough shooting stretch from long range, Noah Frederking has managed to score in other ways while averaging 7.8 points per game
- At SEMO, he scored 15 points, marking his first double figure game since Nov. 22 against Rice...he followed that up with 8 tallies at UNI
- He looks to regain his shooting touch as his outside shooting over the last eight games has seen him hit 11 out of 53 attempts
- Frederking recorded his first double figure game of the season versus DePauw, scoring 11 points while hitting 3 of his 4 outside tries before adding 12 against UCF and a season-high of 16 against Rice
- Finishing with 8 rebounds against the Bearcats, Frederking surpassed his previous high of five...he led the team in that stat while tying for the top total in the game
- The Okawville, Ill. product is coming off of his top collegiate season, recording an average of 10.2 points per contest while reaching double figures on 14 occasions
- He led the team with 55 3-point makes while hitting 40.7% of his attempts (4th in the MVC)
- Frederking currently has 915 career points, the most on the squad

2021-22 Evansville Men's Basketball

Taking Care of the Ball
- One of the things that has kept the Aces in each contest over the recent stretch has been the ability to take care of the ball
- The last seven games have seen UE turn the ball over just 57 times - an average of 8.1 per game...that tally is lower than the national leader in that statistic
- Evansville has finished with single digit turnovers in five of the last seven games and has not turned it over more than 11 times during that span
- That is a huge disparity from the first seven outings where UE committed 99 turnovers, an average of 14.1 per game

Triple Play
- One of the top 3-point shooting teams in the nation last year, UE has started to heat up from outside over the last 12 contests, hitting an average of 8.9 triples per game
- A season high of 12 triples were converted against Rice before UE drained 11 on the road at Eastern Illinois

Settling In
- A strong game at SEMO saw Preston Phillips score a career-high 5 points while recording 5 rebounds
- He has started three games this season and set his high tally with six caroms versus DePauw
- Phillips has averaged 3.4 rebounds while hauling in at least two in each game he has appeared in
- He has registered an average of 16.4 minutes per game

Using The 3
- One of the staples of the Evansville offense last season was its outside shooting, the 3-point shot accounted for 44.5% of the Aces offense - the second-highest tally in the NCAA
- As a team, UE averaged 9.6 triples per game (20th in the nation) while hitting a total of 240 (29th in the country)
- Through the 25-game season, 49.0% of the Aces field goal attempts came from outside marking the third year in a row that over 40% of UE's field goal tries have come beyond the arc (43.7% in 2018-19, 42.4% in 2019-20)
- On 12/28/20, UE tied the school record with 17 3-point makes at SIU
- Evansville attempted 33 triples in game one against UNI before taking 32 attempts in the second contest; the 33 attempts was a UE Ford Center record while the 32 in the finale tied the previous mark set in 2018 against KWC
- In the opening portion of the 21-22 campaign, 49.3% (371/752) of UE's attempts have come from outside while 120 out of 306 made baskets (39.2%) have been triples

Maybe a Record?
- On Nov. 16, UE and DePauw combined to make 5 free throws in the game
- It is the lowest tally on record in UE's Division I history and could be a record low for the program
- Last season, UE and Valparaiso combined for six makes from the line, one of multiple occasions a UE game has finished with 6

Preseason Notes
- Four starters highlight an experienced group that heads into the 2021-22 season with Evan Kuhlman, Noah Frederking, Jawaun Newton and Shamar Givance back in the lineup
- The lone starter to graduate as Jax Levitch, who started last season for UE as a graduate transfer
- Six newcomers join the team including four freshmen, a sophomore and a junior
- Only a year removed from an 0-18 mark in the Missouri Valley Conference, the Purple Aces won seven league games a season ago...UE is just the second team in MVC history to follow a winless conference season with seven victories
- Southern Illinois was 0-16 in 1980-81 but rebounded to go 7-9 a year later
- The 7-game improvement for UE is the best that the conference has seen since Loyola went from eight league wins in 2016-17 to 15 a season later
- Evansville was the first team to jump from 10th in the MVC standings to a top five seed since Drake went from 10th in 2017 to 4th place in 2018

First Time for Everything
- Last season, Evansville became the first team in MVC history to average double digit 3-point makes in conference only games
- The Aces finished with 10.0 3-pointers per contest in its 18-game Valley slate...the closest any other team came was the 2007-08 Bradley squad, who finished with 9.8 triples per contest

Aces vs. Ranked Opponents

Since the 1948-49 season, the University of Evansville has squared off against 72 ranked opponents, posting a 17-55 mark. Evansville defeated top-ranked Kentucky on Nov. 12, 2019.

Date	Rank	Team	H/A	Score
11/12/19	1	Kentucky	A	W, 67-64
12/20/17	4	Duke	A	L, 40-104
2/21/17	25	Wichita State	A	L, 83-109
11/11/16	13	Louisville	A	L, 47-78
1/31/16	22	Wichita State	H	L, 65-78
2/25/15	10	Northern Iowa	A	L, 57-68
2/22/15	13	Wichita State	A	L, 43-62
1/17/15	13	Wichita State	H	L, 41-61
1/1/15	23	Northern Iowa	H	W, 52-49
3/7/14	2	Wichita State	N	L, 58-80
2/16/14	2	Wichita State	H	L, 68-84
2/1/14	3	Wichita State	A	L, 67-81
2/16/13	23	Creighton	H	L, 68-71
1/13/13	23	Wichita State	H	W, 71-67
12/29/12	12	Creighton	A	L, 70-87
12/22/12	19	Butler	A	L, 67-75
11/10/12	22	Notre Dame	A	L, 49-58
3/3/12	24	Creighton	N	L, 71-99
2/7/12	15	Creighton	H	W, 65-57
12/6/11	6	North Carolina	A	L, 48-97
11/27/10	23	Butler	A	W, 71-68 (OT)
2/23/10	25	Northern Iowa	H	W, 55-54
11/21/09	11	Butler	H	L, 60-64
12/18/08	1	North Carolina	A	L, 73-91
2/9/08	16	Drake	A	L, 65-73
11/17/07	25	Butler	H	L, 47-60
2/24/07	13	Southern Illinois	A	L, 69-76
12/22/06	16	Butler	A	L, 65-76
3/6/04	15	Southern Illinois	N	L, 67-93
2/18/04	20	Southern Illinois	H	L, 69-84
1/17/04	24	Creighton	A	L, 53-72
12/27/03	22	Purdue	A	L, 62-82
1/23/03	10	Creighton	H	W, 74-66
1/15/03	13	Creighton	A	L, 56-93
12/3/02	25	Western Kentucky	H	W, 81-76
12/21/96	13	Indiana	N	L, 57-75
11/27/96	22	Indiana	N	L, 73-74
1/22/94	22	Xavier	H	W, 91-61
3/18/93	10	Florida State	N	L, 70-82
3/13/93	22	Xavier	N	W, 80-69
12/18/90	21	Michigan State	A	L, 76-81
2/15/90	22	Xavier	A	L, 52-71
1/18/90	20	Xavier	H	W, 59-51
12/20/89	25	Michigan State	H	L, 66-80
3/19/89	11	Seton Hall	N	L, 73-87
1/21/87	6	DePaul	H	L, 68-78
2/28/84	5	DePaul	A	L, 65-96
12/19/83	7	Purdue	H	W, 80-65
2/10/82	3	DePaul	A	L, 58-59
2/9/81	3	DePaul	H	L, 53-61
12/15/80	3	UCLA	A	L, 62-69
2/26/80	1	DePaul	A	L, 94-105
12/10/77	11	Indiana State	A	L, 76-102
12/19/73	10	Long Beach State	H	L, 67-75
12/27/69	13	Jacksonville	H	L, 70-100
12/20/69	12	Purdue	H	W, 80-78
12/10/69	17	Colorado	A	L, 66-97
12/28/68	14	New Mexico State	H	L, 75-86
12/21/61	8	Purdue	H	L, 77-83
12/7/60	6	Utah	A	L, 77-132
12/1/59	-	Iowa	H	L, 84-86
12/21/57	13	UCLA	H	W, 83-76
1/1/54	-	Maryland	N	L, 58-66
2/14/53	-	Washington (Mo.)	A	L, 71-79
12/3/52	-	Murray State	H	L, 79-80
12/17/51	19	Eastern Kentucky	A	L, 66-86
2/6/51	-	Murray State	A	L, 61-70
12/9/50	-	Dayton	N	W, 60-54
2/15/50	-	Louisville	N	W, 79-61
1/18/50	-	Western Kentucky	N	L, 69-73
12/10/49	-	Bowling Green	N	W, 73-71
2/8/49	-	Western Kentucky	A	L, 47-71

2021-22 Evansville Men's Basketball

Around the Valley

MVC Standings

SCHOOL	CONF	OVERALL
Loyola	2-0	11-2
Southern Illinois	2-0	9-5
UNI	3-1	7-7
Drake	2-1	11-5
Missouri State	2-2	11-6
Indiana State	1-1	8-6
Illinois State	1-1	8-7
Valparaiso	1-3	8-8
Bradley	1-3	7-9
Evansville	0-3	4-10

MVC Preseason Poll - 2021-22

School (First Place Votes)		TOTAL
1	Drake (29)	411
2	Loyola (8)	363
3	UNI (6)	354
4	Missouri State	325
5	Southern Illinois	228
6	Bradley	171
7	Valparaiso	151
8	Evansville	148
9	Indiana State	147
10	Illinois State	68

2021-22 Preseason All-Conference Team

FIRST TEAM
AJ Green, UNI
Tyreke Key, Indiana State
Isiaih Mosley, Missouri State
Roman Penn, Drake
Gaige Prim, MIssouri State

SECOND TEAM
Marcus Domask, Southern Illinois
ShanQuan Hemphill, Drake
Ben Krikke, Valparaiso
Austin Phyfe, UNI
Lucas Williamson, Loyola

THIRD TEAM
Shamar Givance, Evansville
Ja'Shon Henry, Bradley
Lance Jones, Southern Illinois
Rienk Mast, Bradley
Braden Norris, Loyola

.

Evansville's Record Against The Valley

School	Overall	Home	Away	Neutral
Bradley	23-35	17-10	5-24	1-1
Drake	28-29	17-9	10-18	1-2
Illinois St.	20-46	14-17	5-24	1-5
Indiana St.	82-96	53-33	26-62	3-3
Loyola	28-25	15-11	11-14	2-0
Missouri St.	36-39	23-13	11-22	2-4
UNI	28-33	21-9	7-20	0-4
Southern Ill.	58-75	38-27	19-45	1-3
Valparaiso	72-20	43-6	28-13	1-1

2021-22 Starting Lineups

Mt St Joseph (Exh)	Givance	Frederking	Smith	Kuhlman	Enaruna
KY Wesleyan (Exh)	Givance	Newton	Frederking	Kuhlman	Enaruna
at Cincinnati	Givance	Newton	Frederking	Kuhlman	Enaruna
IUPUI	Givance	Newton	Frederking	Kuhlman	Enaruna
at Belmont	Givance	Newton	Smith	Kuhlman	Enaruna
DePauw	Givance	Newton	Frederking	Kuhlman	Phillips
UCF	Givance	Newton	Frederking	Kuhlman	Phillips
Rice	Givance	Newton	Frederking	Smith	Kuhlman
Vermont	Givance	Newton	Frederking	Smith	Enaruna
Akron	Givance	Newton	Frederking	Smith	Kuhlman
Eastern Illinois	Givance	Newton	Frederking	Smith	Enaruna
Southern Illinois	Givance	Newton	Frederking	Smith	Kuhlman
Tennessee Tech	Givance	Newton	Frederking	Smith	Kuhlman
SEMO	Givance	Newton	Frederking	Smith	Kuhlman
UNI	Beauchamp	Newton	Frederking	Smith	Kuhlman
Drake	Givance	Newton	Frederking	Kuhlman	Phillips

Number of games with...

Double Figure Points	Career	21-22	20-21	19-20	18-19	17-18
Noah Frederking	34	4	14	5	7	4
Shamar Givance	34	11	19	1	3	-
Jawaun Newton	30	12	14	4	-	-
Evan Kuhlman	28	5	11	6	6	-
Blaise Beauchamp	5	5	-	-	-	-
Antoine Smith Jr.	4	4	-	-	-	-
Iyen Enaruna	2	-	2	-	-	-
Blake Sisley	1	-	-	-	-	-

20+ Points Scored	Career	21-22	20-21	19-20	18-19	17-18
Shamar Givance	6	2	4	-	-	-
Jawaun Newton	5	2	3	-	-	-
Noah Frederking	3	-	2	1	-	-
Evan Kuhlman	2	1	1	-	-	-
Antoine Smith Jr.	1	1	-	-	-	-

30+ Points Scored	Career	21-22	20-21	19-20	18-19	17-18
Shamar Givance	1	1	-	-	-	-
Jawaun Newton	1	1	-	-	-	-

40+ Points Scored	Career	21-22	20-21	19-20	18-19	17-18
N/A						

10+ Rebounds	Career	21-22	20-21	19-20	18-19	17-18
Jawaun Newton	2	2	-	-	-	-

Double-Doubles	Career	21-22	20-21	19-20	18-19	17-18
Jawaun Newton	2	2	-	-	-	

Tracking the Aces

Opponent	Largest Lead	Largest Deficit	Lead Changes
Cincinnati	3	22	3
IUPUI	22	0	0
Belmont	0	46	0
DePauw	11	7	8
UCF	3	21	5
Rice	15	7	3
Vermont	7	16	1
Akron	2	13	2
Eastern Illinois	25	0	0
Southern Illinois	0	17	0
Tennessee Tech	8	2	10
SEMO	5	7	16
UNI	3	23	2
Drake	10	9	6

2021-22 Evansville Men's Basketball

UE Stat Rankings (1/10/22)

TEAM STATS

CATEGORY	MVC Rank	NCAA Rank	Actual
Scoring Offense	10	334	61.5
Scoring Defense	4	126	66.6
Scoring Margin	10	297	-5.1
Free Throw Pct.	8	247	68.3
Field Goal Pct.	10	313	40.7
Field Goal Pct. Defense	10	333	47.1
3-Point FG Pct.	10	235	32.3
3-Point FG Pct. Defense	10	343	38.6
Rebounding Margin	10	303	-3.4
Blocked Shots	8	324	2.0
Assists	10	330	10.3
Steals	6	248	6.0
Turnover Margin	6	164	0.7
Assist/Turnover Ratio	9	239	0.92
Offensive Rebounds	10	348	6.14
Defensive Rebounds	10	303	23.64

INDIVIDUAL STATS (MVC Rankings)

Scoring		
Shamar Givance	9	14.6/game
Jawaun Newton	11	14.3
Rebounding		
Jawaun Newton	9	5.9/game
Assists		
Shamar Givance	5	3.8/game
Steals		
Shamar Givance	T-3	1.5/game
Noah Frederking	5	1.4
Minutes Played		
Jawaun Newton	3	33.8/game
Noah Frederking	6	32.6
Shamar Givance	9	31.6

New to the Crew

#2 Blake Sisley
- Native of Santa Claus, Ind. attended Heritage Hills HS. As a senior, he averaged 22.6 points over the course of 22 games. Finished HS career with 1,554 points and four Pocket Athletic Conference Championships. Recorded 19.4 PPG as a junior.

#13 Blaise Beauchamp
- Spent freshman season of college at Lincoln Trail (Ill.) CC where he burst onto the scene averaging 19.0 points per game. Overall, he was a 43.8% shooter and knocked down 80.3% of his free throws. In his final game of the year, he posted 32 points on 10-of-21 shooting against Lake Land College.

#15 Grant Tichenor
- Joins UE from Ohio County HS in Hartford, Ky. Earned four letters in basketball while being named All-District Academic Team and All-State Academic Honorable Mention in all four years of school

#24 Preston Phillips
- Originally from Elkhart, Ind., he was a sharpshooter for Don Bosco Academy (Ind.). Last season, he hit 71% of his attempts inside the arc while finishing at 43% from outside while averaging 13 points. Before that, he was at Jimtown HS where he recorded 14.9 points and 7.4 rebounds per game.

#34 Antoine Smith Jr.
- Began college career at Incarnate Word where he started 14 games and posted 7.3 PPG as a freshman. Last year, he played at Collin County (Texas) CC where he scored 15 points while grabbing 6.6 rebounds per game. Smith was named a 1st Team All-Conference player in the North Texas College Athletic Conference. Along with a Newcomer of the Year award, he was named to the All-Region 5 Team.

Season Openers
- On Nov. 9, UE tipped off the 103rd season in its history
- Through 103 previous season openers, the Aces have a record 67-36
- UE is in search of its first season-opening road win since a 63-51 win over Western Michigan in 1994
- Since then, the Aces have opened the season on the road just six times, dropping each contest

2021-22 Evansville Men's Basketball

Times Leading the Aces in 2021-22

Player	PTS	RBS	AST	BLK	STL
Blaise Beauchamp	2	-	1	1	1
Iyen Enaruna	-	-	1	-	1
Noah Frederking	1	4	-	1	5
Shamar Givance	7	2	11	-	7
Evan Kuhlman	2	3	2	5	3
Jawaun Newton	6	8	1	2	5
Preston Phillips	-	-	1	4	1
Antoine Smith Jr.	-	-	-	1	-

- includes times tied for team high

UE Program Single Game Records

TEAM RECORDS

Points	136 - vs. Butler - 2/9/91
Field Goals	53 - vs. DePauw - 1/9/65
Shooting Percentage	72.5% - vs. WKU (29/40) - 12/12/81
3-Point Field Goals	17 - 3x, last at SIU - 12/28/20
Highest 3-PT % (10+ att)	83.3% (10/12) - vs. Butler - 2/9/91
Most Free Throw Makes	46 - Twice, last vs. Butler - 2/9/91
Highest FT% (20+ att)	95.5% - Twice, last vs. Charleston Southern - 12/6/97
Most Rebounds	87 - vs. St. Joseph's (Ind.) - 1958-59 Season
Most Blocked Shots	11 - Twice, last vs. Indiana State - 12/10/90
Most Assists	34 - vs. Earlham - 11/15/14

INDIVIDUAL RECORDS

Points
65 by Scott Haffner vs. Dayton - 2/18/89
Field Goals
23 by Scott Haffner vs. Dayton - 2/18/89
Field Goal Percentage (12+ att)
94.4% (17/18) by DeAndre Williams vs. Miami Ohio - 12/7/19
3-Point Field Goals
11 by Scott Haffner vs. Dayton - 2/18/89
3-Point Field Goal Percentage (8+ att)
100% (9/9) by Marcus Wilson at UT Martin - 11/18/98
Most Free Throws
20 by D.J. Balentine vs. Illinois State - 2/12/14
20 by Matt Webster vs. Lipscomb - 12/16/06
Highest Free Throw Percentage (15+ att)
100% (18/18) by Shy Ely vs. Creighton - 2/13/08
100% (15/15) by Marcus Wilson at Drake - 1/2/99
Most Rebounds
31 by Dale Wise vs. Kentucky Wesleyan and Ball State - 1959-60
31 by Jim Smallins vs. Kentucky Wesleyan - 1956-57 Season
Most Assists
15 by Jeremy Stanton vs. Illinois State - 2/12/01
Most Blocked Shots
8 - 3 times - last by Egidijus Mockevicius vs. Drake - 3/6/14 &
& - Arch Madness Record

2021-22 Highs/Lows

Most Points Scored
104 vs. Rice - 11/22/21

Fewest Points Scored
43 - 2x

Most Field Goal Makes
39 vs. Rice - 11/22/21

Fewest Field Goal Makes
14 - 2x

Most Field Goal Attempts
76 vs. Rice - 11/22/21

Fewest Field Goal Attempts
38 vs. IUPUI - 11/11/21

Highest FG%
53.8% vs. DePauw - 11/16/21

Lowest FG%
25.9% at Cincinnati - 11/9/21

Most 3-Point Makes
12 vs. Rice - 11/22/21

Fewest 3-Point Makes
6 - 2x

Highest 3-PT%
43.5% vs. DePauw - 11/16/21

Lowest 3-PT%
26.1% vs. Akron - 11/24/21

Most Free Throw Makes
18 vs. IUPUI - 11/11/21

Fewest Free Throw Makes
3 vs. DePauw - 11/16/21

Highest FT% (Min. 5 att.)
88.9% at UNI - 1/2/22

Lowest FT%
37.5% vs. DePauw - 11/16/21

Most Total Rebounds
37 at Eastern Illinois - 11/28/21

Fewest Total Rebounds
22 vs. SIU - 12/1/21

Most Offensive Rebounds
13 at Eastern Illinois - 11/28/21

Fewest Offensive Rebounds
2 vs. SIU - 12/1/21

Most Defensive Rebounds
30 vs. IUPUI - 11/11/21

Fewest Defensive Rebounds
18 vs. UCF - 11/20/21

Most Personal Fouls
23 vs. Rice - 11/22/21

Fewest Personal Fouls
6 vs. DePauw - 11/16/21

Most Assists
16 vs. DePauw - 11/16/21

Fewest Assists
7 - 3x

Most Turnovers
20 at Belmont - 11/13/21

Fewest Turnovers
4 at SEMO - 12/8/21

Most Blocked Shots
6 at Eastern Illinois - 11/28/21

Fewest Blocked Shots
1 - Multiple

Most Steals
12 vs. IUPUI - 11/11/21

Fewest Steals
1 vs. SIU - 12/1/21

OPPONENT HIGHS/LOWS

Most Points Scored
109 vs. Rice - 11/22/21

Fewest Points Scored
40 vs. IUPUI - 11/11/21

Highest FG%
55.2% vs. Rice - 11/22/21

Lowest FG%
33.3% vs. IUPUI - 11/11/21

Most Field Goal Makes
37 vs. Rice - 11/22/21

Fewest Field Goal Makes
16 vs. IUPUI - 11/11/21

Most 3-Point Makes
11 - 2x

Fewest 3-Point Makes
3 - 3x

Most Free Throw Makes
25 vs. Rice - 11/22/21

Fewest Free Throw Makes
2 vs. DePauw - 11/16/21

Most Rebounds
41 - 2x

Fewest Rebounds
23 vs. DePauw - 11/16/21

Most Assists
19 at Belmont - 11/13/21

Fewest Assists
6 vs. SIU - 12/1/21

Most Turnovers
16 at Eastern Illinois - 11/28/21

Fewest Turnovers
7 vs. SIU - 12/1/21

Most Blocked Shots
6 at Cincinnati - 11/9/21

Fewest Blocked Shots
0 - Twice

Most Steals
10 at Belmont - 11/13/21

Fewest Steals
2 at SEMO - 12/8/21

UE INDIVIDUAL HIGHS

Most Points Scored
31 by Shamar Givance
vs. SIU - 12/1/21

Most Field Goal Makes
12 by Jawaun Newton
vs. Rice - 11/22/21

Most Field Goal Attempts
25 by Jawaun Newton
vs. Rice - 11/22/21

Most 3-Point Makes
6 by Antoine Smith Jr.
vs. Rice - 11/22/21

Most 3-Point Attempts
10 - Beuchamp/Frederking -
Both at UNI - 1/2/22

Most Free Throw Makes
7 by Shamar Givance
vs. SIU - 12/1/21

Most Free Throw Attempts
10 by Shamar Givance
vs. SIU - 12/1/21

Most Rebounds
12 by Jawaun Newton
at Eastern Illinois - 11/28/21

Most Assists
7 by Shamar Givance
vs. DePauw - 11/16/21

Most Steals
5 by Shamar Givance
at Eastern Illinois - 11/28/21

Most Blocked Shots
4 by Jawaun Newton
at Eastern Illinois - 11/28/21

Wins vs. Loss Stats in 2021-22

Result	FG%	OPP FG%	3PT %	OPP 3PT%	FT%	RPG	APG	TOPG	BPG	SPG	PPG	OPP PPG
Wins	45.9%	39.4%	34.3%	28.6%	64.7%	32.8	11.0	9.8	3.5	7.8	64.5	50.8
Losses	38.7%	50.0%	31.6%	41.6%	69.6%	28.6	10.0	11.7	1.4	5.3	60.3	72.9

2021-22 Evansville Men's Basketball

Home Court Advantage

In 55 seasons at Roberts Stadium, the Aces amassed an amazing .723 winning percentage, capturing 604 games. Below is a rundown of the Aces home history at Roberts Stadium and the Ford Center.

Year	W-L	Win %	Attend.	Avg.
Roberts Stadium				
1956-57	13-2	.867	34,172	2,278
1957-58	17-2	.895	120,902	6,363
*1958-59	17-2	.895	136,841	7,202
*1959-60	19-1	.950	168,361	8,418
1960-61	8-6	.572	91,525	6,538
1961-62	9-7	.563	113,901	7,119
1962-63	12-3	.800	124,636	8,309
*1963-64	17-2	.895	185,112	9,743
*1964-65	17-0	1.000	185,310	10,901
1965-66	11-3	.768	129,604	9,257
1966-67	4-11	.267	109,628	7,309
1967-68	14-2	.875	112,700	7,044
1968-69	8-7	.533	87,772	5,852
1969-70	10-4	.714	104,219	7,444
*1970-71	16-4	.800	134,867	6,743
1971-72	15-2	.882	122,749	7,221
1972-73	9-5	.643	68,773	4,585
1973-74	14-3	.824	109,074	7,271
1974-75	8-5	.615	63,066	4,505
1975-76	13-3	.813	82,107	5,132
1976-77	9-5	.643	64,063	5,339
1977-78	1-1	.500	13,086	6,543
1978-79	5-9	.357	112,214	8,015
1979-80	12-4	.750	123,760	7,735
1980-81	13-2	.867	126,726	8,448
1981-82	12-1	.923	130,099	10,008
1982-83	10-8	.556	152,243	8,458
1983-84	11-6	.647	135,572	7,975
1984-85	10-5	.667	93,675	6,245
1985-86	7-7	.500	91,224	6,516
1986-87	12-2	.857	110,923	7,923
1987-88	15-1	.938	145,959	9,122
1988-89	15-0	1.000	139,201	9,280
1989-90	11-5	.688	154,362	9,648
1990-91	9-6	.600	161,757	10,784
1991-92	15-1	.938	163,168	10,198
1992-93	11-2	.846	152,616	11,740
1993-94	13-4	.765	173,904	10,230
1994-95	12-2	.857	146,843	10,489
1995-96	9-5	.643	146,400	10,457
1996-97	12-4	.750	133,561	8,348
1997-98	10-5	.667	122,655	8,177
1998-99	10-3	.769	111,625	8,587
1999-00	12-3	.800	125,061	8,337
2000-01	10-4	.714	100,070	7,148
2001-02	6-8	.429	81,503	5,822
2002-03	9-5	.643	93,398	6,671
2003-04	4-8	.333	79,421	6,618
2004-05	10-5	.667	94,777	6,318
2005-06	7-7	.500	84,351	6,025
2006-07	10-5	.667	82,407	5,494
2007-08	7-8	.467	82,292	5,486
2008-09	15-4	.789	111,400	5,863
2009-10	7-9	.438	77,314	4,832
2010-11	12-3	.800	77,269	5,151
55 Years	604-231	.723	6,280,218	7,521
Ford Center				
2011-12	11-7	.611	92,431	5,135
2012-13	15-3	.833	80,327	4,463
2013-14	10-7	.588	77,279	4,546
2014-15	14-5	.737	80,263	4,224
2015-16	13-3	.813	82,364	5,148
2016-17	13-4	.765	69,966	4,116
2017-18	14-3	.824	64,296	3,782
2018-19	9-7	.563	84,779	5,299
2019-20	5-10	.333	77,037	5,136
2020-21&	8-4	.667	-	-
2021-22	3-3	.500	19,059	3,177
11th Year	115-56	.673	727,656	4,255

*NCAA Championship Season & No attendance due to COVID-19

Evansville 40-Point Games

Player	Points	Class	Date/Opponent	Result
Scott Haffner	65	Sr.	2/18/89 vs. Dayton	109-93, W
Larry Humes	48	Jr.	1/2/65 at Ball State	108-92, W
Ed Smallwood	47	Sr.	2/10/60 vs. Butler	86-69, W
Larry Humes	46	Sr.	2/9/66 vs. Valparaiso	95-88, W
Larry Humes	45	Jr.	12/19/64 vs. LSU	93-73, W
Ed Smallwood	44	Jr.	12/27/58 vs. Tenn. Tech	100-73, W
Larry Humes	44	Sr.	12/18/65 vs. Purdue	97-93, W
Parrish Casebier	44	Jr.	12/12/92 vs. Ill. State	86-67, W
Dan Godfread	43	Jr.	2/25/89 at Loyola	115-104, W
Colt Ryan	43	Jr.	2/21/12 at Creighton	92-93, L OT
DJ Balentine	43	So.	1/29/14 at UNI	81-95, L
John Harrawood	42	Sr.	2/20/57 vs. Ky Wesleyan	95-91, W 2OT
Ed Smallwood	42	Sr.	3/4/60 vs. Wabash	89-68, W $
Buster Briley	42	So.	12/23/61 vs. LA State	94-89, W
Ed Smallwood	41	So.	3/14/58 vs. Wheaton	95-93, W $
Ed Smallwood	41	Sr.	3/9/60 vs. American	101-91, W$
Parrish Casebier	41	So.	3/9/92 vs. Notre Dame	74-56, W
Larry Humes	40	Sr.	1/26/66 at DePauw	95-93, W
Buster Briley	40	So.	3/8/62 vs. NC A&T	97-82, W $

$ - NCAA Tournament game

Mid-Major Rankings

Mid-Major Top 25 (1/3/22)

	Team	Record	Points	Prv.	Conference
1	Gonzaga (31)	11-2	775	1	West Coast
2	San Francisco	13-1	737	2	West Coast
3	Loyola Chicago	9-2	701	3	Missouri Valley
4	Iona	11-2	661	4	Metro Atlantic
5	BYU	12-3	656	5	West Coast
6	Belmont	10-3	613	6	Ohio Valley
7	Saint Mary's	12-3	604	7	West Coast
8	Ohio	10-2	529	8	Mid-American
9	Murray State	11-2	510	9	Ohio Valley
10	New Mexico State	12-2	461	10	Western Athletic
11	Monmouth	10-3	425	11	Metro Atlantic
12	South Dakota State	12-4	423	12	Summit
13	Chattanooga	11-3	365	15	Southern
14	Grand Canyon	11-2	360	14	Western Athletic
15	Oakland	9-4	350	16	Horizon
16	Drake	10-5	281	13	Missouri Valley
17	James Madison	9-2	246	17	Colonial
18	Akron	8-3	205	22	Mid-American
19	Toledo	9-4	166	18	Mid-American
20	Abilene Christian	11-2	103	NR	Western Athletic
21	Missouri State	10-5	98	NR	Missouri Valley
22	Boston University	10-4	86	24	Patriot
23	Southern Utah	9-5	82	19	Big Sky
24	Utah Valley	10-4	75	20	Western Athletic
25	Santa Clara	10-5	72	NR	West Coast

OTHERS RECEIVING VOTES: Vermont 69, Weber State 48, Liberty 47, Towson 40, UC Irvine 28, Wagner 25, Hofstra 24, Princeton 24, Buffalo 22, Furman 14, Cleveland State 13, Stephen F. Austin 13, California Baptist 12, Texas A&M Corpus Christi 12, VMI 12, Morehead State 10, Navy 9, Wofford 9, Loyola Marymount 7, FGCU 6, Georgia State 6, Miami Ohio 6, Montana State 6, Samford 6, Arkansas State 5, UC San Diego 5, Youngstown State 5, Louisiana 3, Norfolk State 2, Delaware 1, Northern Iowa 1, South Alabama 1.

2021-22 Evansville Men's Basketball

The Ford Center

The Ford Center

In the fall of 2011, the Ford Center opened as the new home of the University of Evansville men's basketball team. The Aces made the move to the brand new downtown venue after playing at Roberts Stadium or 55 years.

Construction of the $127.5 million arena began in 2010. In August of 2011, Tri-State Ford Dealers acquired the naming rights to the 290,000 square foot facility, dubbing it the Ford Center.

Located on the corner of Main Street and MLK Jr. Boulevard, the Ford Center seats around 10,000 and is fully accessible to wheelchairs and patrons with limited mobility. In addition to cushioned chair backs, the Ford Center features numerous amenities, including six concession stands and one bar, 18 restrooms, and 178 televisions on and around the concourse level.

Top 10 Ford Center Crowds

Date	Opponent	Score	Attendance
1) 1/31/16	Wichita State	L 65-78	10,034
2) 11/16/11	Indiana	L 73-94	9,640
3) 11/12/11	Butler	W 80-77 OT	9,454
4) 2/16/14	Wichita State	L 68-84	8,802
5) 12/30/15	Indiana State	W 70-62	7,801
6) 12/21/19	Murray State	W 78-76 OT	7,316
7) 2/20/16	Southern Illinois	W 83-71	7,163
8) 2/21/13	Butler	L 59-68	7,035
9) 1/17/15	Wichita State	L 41-61	7,015
10) 3/2/13	Indiana State	W 84-68	6,909

Ford Center Records

Ford Center Firsts

Game - UE 80, Butler 77 - 11/12/11
Overtime game - vs. Butler - 11/12/11
UE win - vs. Butler - 11/12/11
UE loss - vs. Indiana - 93-74 - 11/16/11

100th win - 11/9/19 vs. Ball State (79-75)

Single Game Indiv. UE Records

Points	39 (Colt Ryan vs. BRAD 1/18/12)
FGM	17 (DeAndre Williams vs MUOH 12/7/19)
FGA	23 (Colt Ryan vs. ILST 1/21/12)
	23 (Ryan Taylor vs. Valpo, 2/7/18)
	23 (Ryan Taylor vs. Loyola, 2/18/18)
3 Made	8 (Colt Ryan vs. BRAD 1/18/12)
3 Att.	14 (Colt Ryan vs. BRAD 1/18/12)
FT Made	20 (D.J. Balentine vs. ILST 2/12/14)
FT Att	25 (D.J. Balentine vs. ILST 2/12/14)
RB	20 (E. Mockevicius vs. LOY 1/19/16)
Assists	11 (Duane Gibson vs. AU 11/23/13)
	11 (Dru Smith, vs. NCCU, 11/13/17)
Steals	7 (Colt Ryan vs. Drake, 2/10/13)
Blocks	7 (Evan Kuhlman vs. SIU, 2/5/20)

Single Game Ind. Opp. Records

Points	34 (Justin James, WYOM, 11/28/18)
	34 (Armon Fletcher, SIU, 2/27/19)
FGM	15 (Gaige Prim, MOST 2/26/21)
FGA	24 (by Justin James, WYOM, 11/28/18)
3 Made	7 (Alec Peters VALPO 11/20/13)
3 Att.	11 (Multiple)
FT Made	15 (Fred VanVleet WSU 1/31/16)
FT Att.	15 - 3 times
RB	22 (Brandon West Jackson St. 12/14/13)
Assists	10 (Multiple)
Steals	5 (Multiple)
Blocks	6 (Daouda Ndiaye, ILST, 1/29/17)

Team Game Highs

Points	116 vs. Earlham, 11/15/14
FGM	50 vs. Earlham, 11/15/14
FGA	80 vs. Earlham, 11/15/14
FG%	.686 35-51 vs. Alabama State, 12/1/15
3 Made	15 vs. Western Illinois, 12/4/19
3 Att	33 vs. UNI, 1/2/21
3%	.778 14-18 vs. Miami Ohio 12/5/12
FTM	44 vs. Illinois State 2/12/14
FTA	56 vs. Illinois State 2/12/14
FT%	100% 10-10 vs. Bradley, 1/6/18
RB	58 vs. Mississippi Valley State, 12/12/15
Assists	34 vs. Earlham, 11/15/14
Steals	16 vs. Earlham, 11/15/14
Blocks	9 (Multiple)
Turnovers	21 vs. Coppin State 12/28/14
Fouls	27 vs. NCAT 12/10/11

Team Game Lows

Points	41 vs. Wichita State, 1/17/15
FGM	12 vs. Bradley, 1/4/17
FGA	35 vs. Southern Illinois, 1/24/15
FG%	.235 vs. Bradley, 1/4/17
3 Made	0 vs. Missouri State 2/5/14
3 Att	4 vs. Missouri State, 2/4/17
3%	.000 0-13 vs. Missouri State 2/5/14
FTM	1 vs. Illinois State, 1/10/21
FTA	1 vs. Illinois State, 1/10/21
FT%	.286 2-7 vs. Northern Iowa 2/15/12
RB	20 vs. Wichita State 1/4/12
Assists	7 (Multiple)
Steals	1 (Multiple)
Blocks	0 (Multiple)
Turnovers	3 vs. Missouri State, 2/10/15
Fouls	6 (Multiple)

Opponent Game Highs

Points	98 by Illinois State 2/12/14
	98 by Southern Illinois, 2/27/19
FGM	36 by Princeton 3/13/12
FGA	73 by Tennessee State 3/19/13
FG%	.694 by Missouri State, 2/26/21
3 Made	14 by UNI 1/8/14
3 Att	33 by Canisius 12/9/17
3%	.750 9-12 by Missouri State 2/13/19
FTM	29 by Illinois State 2/12/14
FTA	33 by Oakland City, 12/18/12
FT%	100% (10/10) by Drake, 2/17/15
RB	50 by Missouri State 2/25/12
Assists	24 (2x, last by Belmont, 11/21/15)
Steals	16 by Coppin State, 12/28/14
Blocks	9 by Wichita State, 1/31/16
Turnovers	28 by Oakland City 11/19/11
Fouls	33 by Illinois State 2/12/14

Opponent Game Lows

Points	35 by Bradley 1/9/16
FGM	12 (Multiple)
FGA	39 (Multiple)
FG%	.222 (12/54) by Wabash, 11/30/16
3 Made	0 by Western Illinois, 11/17/12
	0 by UNI, 1/2/21
3 Att	4 by Western Illinois 11/17/12
3%	.000 0-4 by Western Illinois 11/17/12
	.000 0-11 by UNI 2/2/21
FTM	1 by Northern Iowa, 1/29/13
FTA	2 (Multiple)
FT%	.400 (Multiple)
RB	13 by Miami Ohio 12/5/12
Assists	4 by Texas Southern, 11/18/18
Steals	0 by Wabash, 11/30/16
Blocks	0 (Multiple)
Turnovers	6 by Wichita State, 1/17/17
Fouls	8 by UT Martin 3/31/15

2021-22 Evansville Men's Basketball

Specialty Stats

POINTS IN THE PAINT

Opp.	UE-Opp.	W/L
at Cincinnati	10-32 (-22)	L
vs. IUPUI	22-24 (-2)	W
at Belmont	8-40 (-32)	L
vs. DePauw	28-34 (-6)	W
vs. UCF	18-22 (-4)	L
vs. Rice	50-46 (+4)	L
vs. Vermont	12-32 (-20)	L
vs. Akron	22-18 (+4)	L
at Eastern Illinois	28-26 (+2)	W
vs. SIU	18-34 (-16)	L
vs. Tenn. Tech	24-28 (-4)	W
at SEMO	24-36 (-12)	L
at UNI	26-34 (-8)	L
vs. Drake	24-30 (-6)	L

Record with more points in the paint: 1-2
Record with fewer points in the paint: 3-8
Record when points in paint even: 0-0
Margin for season (-122)

BENCH SCORING

Opp.	UE-Opp.	W/L
at Cincinnati	14-36 (-22)	L
vs. IUPUI	14-13 (+1)	W
at Belmont	11-34 (-23)	L
vs. DePauw	7-6 (+1)	W
vs. UCF	15-28 (-13)	L
vs. Rice	12-15 (-3)	L
vs. Vermont	14-11 (+3)	L
vs. Akron	4-17 (-13)	L
at Eastern Illinois	12-21 (-9)	W
vs. SIU	7-11 (-4)	L
vs. Tenn. Tech	17-21 (-4)	W
at SEMO	19-9 (+10)	L
at UNI	14-34 (-18)	L
vs. Drake	10-19 (-9)	L

Record with more bench points: 2-2
Record with fewer bench points: 2-8
Record when bench points even: 0-0
Margin for season (-103)

POINTS OFF TURNOVERS

Opp.	UE-Opp.	W/L
at Cincinnati	5-17 (-12)	L
vs. IUPUI	16-8 (+8)	W
at Belmont	8-19 (-11)	L
vs. DePauw	9-9	W
vs. UCF	11-24 (-13)	L
vs. Rice	19-11 (+8)	L
vs. Vermont	8-17 (-9)	L
vs. Akron	14-3 (+11)	L
at Eastern Illinois	21-8 (+13)	W
vs. SIU	7-4 (+3)	L
vs. Tenn. Tech	11-5 (+6)	W
at SEMO	2-2	L
at UNI	13-14 (-1)	L
vs. Drake	16-11 (+5)	L

Record with more points off turnovers: 3-4
Record with fewer points off turnovers: 0-5
Record when points off turnovers even: 1-1
Margin for season (+8)

Never Forget - December 13, 1977

December 13, 2017 marked the 40th anniversary of the plane crash that killed 26 passengers and three crew members in 1977. The University of Evansville will never forget those who perished. Their memories will live on forever.

2021-22 Evansville Men's Basketball

The Last Time Evansville...
(* - denotes program record)

TRIPLE DOUBLE
Reed Jackson vs. New Hampshire, 1/3/95, 13 pts, 10 rbs, 12 ast
Troy Taylor at Creighton, 12/29/12, 10 pts, 10 rbs, 10 ast

BEAT A RANKED OPPONENT
at No. 1 Kentucky, 11/12/19, 67-64
BEAT A RANKED OPPONENT AT HOME
vs. No. 23 UNI, 1/1/15, 52-49
BEAT A RANKED OPPONENT ON THE ROAD
at No. 1 Kentucky, 11/12/19, 67-64

MARGINS
UE won by 30 points or more
vs. Southern Illinois, 2/24/18 (75-44)
UE won by 40 Points or more
vs. Oakland City, 12/2/17 (98-56)
UE won by 30 or more on the road
at Bradley, 2/1/12 (92-62)
UE won by double digits on the road
at Eastern Illinois, 11/28/21 (70-54)
UE won in overtime
vs. SEMO, 12/15/20 (66-63)
UE shut out an opponent in overtime
vs. Ohio Univ., 12/18/14 (81-69) 12-0 in OT
UE won in overtime on the road
at Southern Illinois, 1/29/16 (85-78)
UE won in double overtime
vs. Morgan State, 11/24/19 (115-112 3 OT)
UE played in double overtime
at UT Martin, 12/2/20 (87-93 2 OT)
UE won/played in triple overtime
vs. Morgan State, 11/24/19 (115-112 3 OT)
UE lost by 40 points
at Duke, 12/20/17 (104-40)
UE won by 25 points at home
vs. Southern Illinois, 2/24/18 (75-44)
UE won by 25 points at home in consecutive games
vs. Alabama A&M, 11/26/12 (72-46) and vs. Miami Ohio, 12/5/12 (94-68)
UE lost by 25 points at home
vs. UNI, 1/8/14 (53-80)

SCORING
UE Player had 30 Points
31, Shamar Givance vs. Southern Illinois, 12/1/21
UE Player had 40 Points
43, D.J. Balentine at UNI, 1/29/14
UE Player had 60 Points
65, Scott Haffner vs. Dayton, 2/18/89
UE Player Had Four Consecutive 20 Point Games
DeAndre Williams - 11/30/19-12/14/19 - at IUPUI (20), vs. Western Illinois (21), vs. Miami Ohio (37), at Green Bay (22)
UE Player Had Five Consecutive 20 Point Games
Ryan Taylor - 1/24/18-2/7/18 - , at Valparaiso (22), vs. Drake (25), vs. UNI (25), at Illinois State (32), vs. Valparaiso (31)
UE Player had Six Consecutive 20 Point Games
Jaylon Brown - 2/14-3/3/17 - vs. Drake (22), at Bradley (22), at Wichita State (25), vs. Indiana St (24), vs. Indiana St (27), vs. Illinois State (24)
UE Player Had Two Consecutive 30 Point Games
Ryan Taylor - 2/3-2/7/18 - at Illinois State (32), vs. Valparaiso (31)
UE Had Three Players with 20 Points
2/14/17 vs. Drake - Jaylon Brown (22), Ryan Taylor (22), David Howard (21)
UE Had Six Players In Double Figures
Six vs. Southern Illinois, 2/27/19
Feehan (17), Riley (16), Hill (14), Kuhlman (13), Chatkevicius (11), Frederking (11)
UE Had Five Players In Double Figures
Five vs. Rice, 11/22/21
Newton (30), Smith Jr. (24), Frederking (16), Givance (12), Kuhlman (10)
UE Had One Player In Double Figures
Shamar Givance - 31 points vs. Southern Illinois - 12/1/21
UE Had No Players In Double Figures
vs. Drake, 1/22/20
UE Scored 100 Points In A Game
104 vs. Rice, 11/22/21
UE Scored 100 Points At Home
101 vs. Miami Ohio, 12/7/19
UE Scored 100 Points On The Road
115 at Hawaii Hilo, 11/28/98
UE Scored Under 50 Points In A Game
43 at Cincinnati, 11/9/21
UE Scored 20 or Fewer Points In A Half
17 in first half vs. Southern Illinois, 12/1/21
UE Scored 50 or More Points In First Half
51 vs. IU Kokomo, 11/14/19
UE Scored 50 or More Points In Second Half
52 vs UNI, 2/1/20
UE Scored 60 or More Points In A Half
62 in second half vs. Earlham, 11/15/14

SHOOTING
UE Player had 15 Field Goals Made
17, DeAndre Williams (17-of-18) vs. Miami Ohio, 12/7/19
UE Player had 10 Field Goals Made
11, Shamar Givance (11-of-16) vs Southern Illinois, 12/1/21
UE Player had 20 Field Goals Attempted
20, Shamar Givance (6-of-20) vs. Drake, 1/8/22
UE Player had 30 Field Goals Attempted
30, Ryan Taylor (11-of-30) at Indiana State, 2/21/18
UE Player Shot 90% or Higher (Min. 10 att.)
.944, DeAndre Williams (17-of-18) vs. Miami Ohio, 12/7/19
UE Player Missed All FG Attempts (Min. 10 att.)
Evan Kuhlman, vs. Jacksonville State (0-10), 12/15/18
UE Had 40 Field Goals Made
50 vs. Earlham, 11/15/14
UE Had 50 Field Goals Made
50 vs. Earlham, 11/15/14
UE Had 75 Field Goals Attempted
76 vs. Rice, 11/22/21
UE Shot 60% From the Floor
.604 vs. Valparaiso, 1/31/21
UE Shot Below 25% From the Floor
.235 (12-51) vs. Bradley, 1/4/17

THREE-POINT SHOOTING
UE Player had 10 3-Point Field Goals Made
11 by Scott Haffner vs. Dayton, 2/18/89*
UE Player had 8 3-Point Field Goals Made
8, Ryan Taylor at Illinois State, 2/3/18
UE Player had 10 3-Point Field Goals Attempted
11, Sam Cunliffe vs. East Carolina, 11/22/19
UE had 10 3-Point FG's Made
11 at SEMO - 12/8/21
UE had 15 3-Point FG's Made
17 at Southern Illinois, 12/28/20 (tied school record)
UE Shot 70% From 3-Point Distances (Min. 10 attempts)
80.0% (12-15) at Bowling Green, 12/5/17
UE Did Not Make A Three-Pointer
at Illinois State, 2/4/15 (0-for-10)

FREE THROWS
UE Player had 20 Free Throws Made
20, D.J. Balentine vs. Illinois State, 2/12/14
UE Player had 15 Free Throws Made
16, Jaylon Brown at Indiana State, 2/1/17
UE Player Shot 100% From Free Throw Line (min. 10 att.)
Jaylon Brown (16-16) at Indiana State, 2/1/17
UE Player had 20 Free Throws Attempted
20, Jaylon Brown vs. Bradley, 1/4/17
UE had 30 Free Throws Made
35 vs. Morgan State, 11/24/19
UE had 40 Free Throws Made
44 vs. Illinois State, 2/12/14
UE had 40 Free Throws Attempted
47 vs. Morgan State, 11/24/19
UE had 50 Free Throws Attempted
56 vs. Illinois State, 2/12/14
UE did not make a free throw
at Loyola, 2/6/21
UE did not attempt a free throw
at UNI, 2/13/18
UE Made Less Than Five Free Throws
3 vs. DePauw, 11/16/21
UE Attempted Less Than Five Free Throws
1 at Loyola, 2/6/21
UE Shot 90% From Free Throw Line (min. 10 att.)
11-12 at Indiana State (91.7%), 2/17/21
UE Shot 100% From Free Throw Line (min. 10 att.)
10-10 vs. Bradley, 1/6/18

REBOUNDS
UE Player had 20 Rebounds
20, Egidijus Mockevicius vs. Loyola, 1/19/16
20, Egidijus Mockevicius at Illinois State, 1/15/16
21, Egidijus Mockevicius at Missouri State, 1/2/16
21, Egidijus Mockevicius vs. Santa Clara, 11/27/15
21, Richie Johnson at Western Kentucky, 12/11/84
UE Player had 15 Rebounds
15, DeAndre Williams at IUPUI, 11/30/19
UE had 40 Rebounds
40 at UT Martin, 12/2/20
UE had 50 Rebounds
58 vs. Albion, 12/1/18
UE had 60 Rebounds
61 vs. SIU Edwardsville, 12/2/08
UE outrebounded opponent by 25
vs. Miami Ohio, 12/5/12 (38-13)
UE had two players record 10 rebounds
Egidijus Mockevicius (10) and Mislav Brzoja (10) vs. Coppin State, 12/28/14

ASSISTS
UE Player had 10 Assists
11, Dru Smith vs. NC Central, 11/13/17
UE Had Five or Fewer Assists
4 at Loyola, 1/11/20
UE Had 30 or More Assists
34 vs. Earlham, 11/15/14

STEALS
UE Player had 5 Steals
5, Shamar Givance at Eastern Illinois, 11/28/21
UE had no steals
at Wichita State, 2/21/17

TURNOVERS
UE Forced 25 or More Turnovers
26 vs. NC Central, 11/13/17
UE Had 25 or More Turnovers
26 at Illinois, 11/8/18
UE Had 5 or Fewer Turnovers
5 at SEMO, 12/8/21

BLOCKS
UE Player had 5 Blocks
7, Evan Kuhlman vs. Southern Illinois, 2/5/20
UE Player had 7 Blocks
8, Egidijus Mockevicius vs. Drake, 3/6/14
UE had 10 Blocks
11 vs. Indiana State, 1990-91
UE had No Blocks
vs. Vermont, 11/23/21

The Last Time An Opponent...

HAD A TRIPLE DOUBLE
Trae Berhow - UNI - 1/2/21
10 pts, 10 rbs, 10 ast

SCORING
Player had 30 Points
30 by Max Fiedler, Rice, 11/22/21
Player had 40 Points
40 by Henry Domercant, Eastern Illinois, 11/30/02
Team Had Five Players In Double Figures
5 by Rice, 11/22/21
Team Had One Player In Double Figures
Valparaiso, 2/1/21
Team Had No Players In Double Figures
IUPUI, 11/11/21
Team Had 100 Points
109 by Rice, 11/22/21
Team Had 100 Points In Evansville
103 by Oral Roberts, 1/9/84
Team Scored 50 Points Or Fewer In A Game
40 by IUPUI, 11/11/21
Team Had 30 Points or Fewer
26 by Northwestern, 11/26/99
Team Scored 20 or Fewer Points In A Half
19 by IUPUI, 1st Half, 11/11/21
Team Scored 15 or Fewer Points In A Half
11 by Wabash, 2nd Half, 11/30/16
Team Scored 10 or Fewer Points In A Half
8 by Northwestern, 11/26/99
Team Scored 50 or More Points In A Half
51 by Drake, 2nd half, 2/16/20
Team Scored 60 or More Points In A Half
61 by Wichita State, 2nd half, 2/21/17

2021-22 Evansville Men's Basketball

SHOOTING
Player had 10 Field Goals Made
10 by Phillip Russell, SEMO (10-for-16), 12/8/21
Player had 20 Field Goals Attempted
21 by Isiaih Mosley (9-for-21), 2/27/21
Player made all attempts (min. 10 tries)
13 by Evan Bradds, Belmont, 11/21/15 (13/13 FG)
Player Missed All FG Attempts (10 att.)
Boo Richardson, Illinois State, 0-11, 12/9/06
Team had 40 Field Goals Made
40 by Illinois, 11/8/18
Team had 75 Field Goals Attempted
81 by Morgan State, 11/24/19
Team Shot 60% From The Floor
.694 (34-49) by Missouri State, 2/26/21
Team Shot 25% From The Floor Or Under
.222 (12-54) by Wabash, 11/30/16

THREE-POINT SHOOTING
Player had 8 3-Point Field Goals Made
9 by Kyle Korver, Creighton, 1/15/03
Player had 15 3-Point Field Goals Attempted
15 by Phillip Gilbert, Bradley, 3/1/03
Team had 10 3-Point Field Goals Made
10 by Akron, 11/24/21
Team had 17 3-Point Field Goals Made
17 by UNI, 1/29/14
Team Shot 70% From 3-Point Distance (Min. 10 att.)
Wichita State, 7-10, 1/2/97
Team Did Not Make A Three-Pointer
UNI, 1/2/21

FREE THROWS
Player had 10 Free Throws Made
10 by Anthony Murphy, Drake, 2/16/20
Team had 30 Free Throws Made
32 by Drake, 2/16/20
Team Shot 100% Free Throws (min. 10 attempts)
Northern Iowa, 16-16, 1/1/10
Team Shot 90% Free Throws (min. 10 attempts)
SEMO, 12-13 (92.3%), 12/8/21
Team had 40 Free Throws Attempted
42 by Drake, 2/16/20
Team Made Less Than Five Free Throws
5 by IUPUI, 11/11/21
Team Attempted Less Than Five Free Throws
3 by Valparaiso, 2/1/21

REBOUNDS
Player had 15 Rebounds
15 by Nygal Russell, SEMO, 12/8/21
Player had 20 Rebounds
20 by Tyrique Jones, Xavier, 11/10/18
Team had 50 Rebounds
51 by Xavier, 11/10/18
Team had under 15 Rebounds
13 by Miami Ohio, 12/5/12
Two players had 10 Rebounds
UNI, 1/2/21 (Austin Phyfe - 10, Trae Berhow - 10)

ASSISTS
Team Had Five or Fewer Assists
5 by Bradley, 2/9/20
Player Had 10 or more Assists
10 by Ja Morant, Murray State, 12/18/18

STEALS
Player had 5 Steals
5 by Grayson Murphy, Belmont, 11/13/21

BLOCKS
Player had 7 Blocks
7 by Josh Crawford, Indiana State, 1/31/10
Team had No Blocks
Tennessee Tech, 12/4/21
Team had 10 Blocks
Indiana State (10), 2/1/17

Evansville's Record When

Conference	0-3
Home	3-3
Away	1-4
Neutral	0-3
Leading at Half	4-2
Trailing at Half	0-8
Tied at Half	0-0
Overtime Game	0-0
MVC Home Game	0-2
MVC Road Game	0-1
MVC Tournament	0-0
Non- MVC Home Game	3-1
Non- MVC Road Game	1-3
Non- MVC Neutral Game	0-3
vs. Ranked Opponents	0-0
Leading-5 min. left	4-1
Trailing-5 min. left	0-9
Score Tied-5 min. left	0-0
UE outrebounds opp.	2-0
UE outrebounded by opp.	2-9
Team rebounds are even	0-1
UE shoots 50% from floor	1-1
UE shoots -50% from floor	3-9
Opp. shoots 50% from floor	0-5
Opp. shoots -50% from floor	4-5
UE makes more FTs	2-2
UE makes less FTs	1-6
FTs the same	1-2
UE has more TOs	0-5
Opp. has more TOs	4-5
TOs even	0-0
UE wins opening tip	1-2
UE loses opening tip	3-8
UE scores 60 points or less	2-7
Opp. scores 60 points or less	4-3
UE scores 61-69 points	1-1
Opp. scores 61-69 points	0-2
UE scores 70-79 points	1-1
Opp. scores 70-79 points	0-2
UE scores 80-89 points	0-0
Opp. scores 80-89 points	0-2
UE scores 90 points or more	0-1
Opp. scores 90 points or more	0-1
Two or less score in double digits	0-5
Three or more score in double digits	4-5
On Monday	0-1
On Tuesday	1-2
On Wednesday	0-3
On Thursday	1-0
On Friday	0-0
On Saturday	1-3
On Sunday	1-1
In November	3-6
In December	1-2
In January	0-2
In February	0-0
In March	0-0
Game decided by 5 pts or less	0-4
Game decided by 6-10 pts	1-2
Game decided by 11-20 pts	3-0
Game decided by 21 pts or more	0-3
Exhibition Games	2-0

Head Coach Todd Lickliter

In just his first full season as head coach at the University of Evansville, Todd Lickliter led one of the biggest turnarounds in Missouri Valley Conference history. UE became just the second MVC team to ever follow a winless conference season with a 7-win campaign. The Purple Aces earned their first top 5 conference seed since 2016 while each the each player performed at their top level since joining the program.

The former National Coach of the Year was named head coach of the Aces on January 21, 2020 after spending the 2018-19 season as an assistant coach. The stability that be brought to the program played a huge role in the turnaround just a few short months later. In 2018-19, the UE staff faced a great deal of turnover while also working to implement a new system, but the team came together to post the program's best record for a first-year staff since 1978. The Aces began MVC play with a double overtime win against Drake before earning their most decisive win of the season when they defeated defending Final Four participant Loyola by a 67-48 final at the Ford Center.

As the head coach at Butler University from 2001 through 2007, Lickliter brought record-breaking success to the Bulldog program. In his first season at the helm, he directed the team to a then-school record of 26 victories and its third Horizon League regular season championship in a row. His squad also reached the Associated Press Top 25 for the first time in 53 years. Lickliter's success only got better as he led Butler to a pair of Sweet 16 appearance in 2003 and 2007. In 2007, his team fell to eventual National Champion Florida by just eight points.

Over his first two seasons at the helm of the Bulldog squad, Lickliter won a total of 53 games. It marked the third-most wins in NCAA history by a men's head coach in the first two years of work, trailing only Bill Guthridge (58 wins) of North Carolina and NC State's Everett Case, who posted 55 wins.

His top honor came in 2007 as he was named the National Association of Basketball Coaches (NABC) National Coach of the Year. CollegeHoops.net named him as the High-Major Coach of the Year that same season. He left the program with the top three single-season win totals in school history. Lickliter became the head coach at the University of Iowa in 2007 and led the program at Marian University in 2012. In his second season with the Knights, he led them to the most conference wins in school history along with the #1 scoring defense in NAIA Division II. After leaving Marian, he joined the Boston Celtics as a scout.

Prior to assuming the head coaching position at Butler, Lickliter worked two stints as an assistant at Butler while serving as an assistant coach at Eastern Michigan from 1997-99. In his initial period at Butler, Lickliter worked with his college coach – Joe Sexson for the 1988-89 campaign and returned to the program from 1999 through 2001, working with Barry Collier and Thad Matta. At EMU, he assisted on the 1998 team that won the Mid-American Conference Championship behind future NBA star Earl Boykins.

The 1979 graduate of Butler University is a native of Indianapolis, where he played for his father Arlan at North Central High School. He played one season at Central Florida before transferring to Butler. Todd and wife Joez have three sons – Ry, Garrett and John.

2021-22 Evansville Men's Basketball

Coaching Highlights

- 2007 NABC National Coach of the Year
- 13th season as a head coach
- Led Butler to NCAA Sweet 16 appearances in 2003 and 2007
- Named 2007 CollegeHoops.net High Major Coach of the Year
- Worked as an assistant coach at Evansville during 2018-19 season
- Was a perfect 4-0 against the Purple Aces as a head coach
- Led Butler to a 6-5 mark against ranked opponents
- His 53 wins in first two seasons as a head coach is third all-time
- Graduated from Butler University in 1979

Lickliter Year-by-Year Record

YEAR	RECORD	CONFERENCE	POSTSEASON
BUTLER (2001-07)			
2001-02	26-6	12-4 (1st)	NIT Second Round
2002-03	27-6	14-2 (1st)	NCAA Sweet 16
2003-04	16-14	8-8 (6th)	
2004-05	13-15	7-9 (7th)	
2005-06	20-13	11-5 (2nd)	NIT Second Round
2006-07	29-7	13-3 (1st)	NCAA Sweet 16
6 Years	131-61	65-31	
IOWA (2007-10)			
2007-08	13-19	6-12 (8th)	
2008-09	15-17	5-13 (10th)	
2009-10	10-22	4-14 (T9th)	
3 Years	38-58	15-39	
MARIAN (2012-15)			
2012-13	17-13	8-10 (7th)	
2013-14	16-8	12-6 (T4th)	
2014-15	16-15	7-11 (7th)	
3 Years	49-36	27-27	
EVANSVILLE (2020-)			
2019-20	0-13	0-13	
2020-21	9-16	7-11	
2021-22	4-10	0-3	
Overall Record			
14th year	231-194		

Lickliter vs. Opponents

Akron	0-1
Alabama State	1-0
Ball State	5-1
Belmont	0-2
Birmingham Southern	1-0
Boston College	0-1
Bowling Green	2-0
Bradley	2-6
Bryant	1-0
UCF	0-1
Citadel	1-0
Charleston Southern	1-0
Cincinnati	0-1
Cleveland State	10-2
Delaware	1-0
DePauw	1-0
Detroit	9-4
Drake	1-7
Duke	0-1
Duquesne	0-1
Eastern Illinois	3-0
Eastern Washington	0-1
Elon	1-0
Evansville	4-0
Florida	0-1
Florida Gulf Coast	2-0
Florida State	0-1
Gonzaga	1-0
Green Bay	11-4
Greenville	1-0
Hawaii	0-1
Idaho State	1-0
Illinois	0-4
UIC	8-5
Illinois-Springfield	1-0
Illinois State	1-3
Indiana	5-5
Indiana State	3-7
IUPUI	1-0
Iowa State	1-2
Kansas State	1-0
Kent State	1-1
Lehigh	1-0
Lipscomb	1-0
Louisiana-Monroe	0-1
Louisville	1-1
Loyola	9-7
Maryland	1-0
Maryland-Eastern Shore	1-0
Miami Ohio	3-0
Michigan	2-9
Michigan State	1-5
Milwaukee	6-8
Minnesota	0-4
Mississippi State	1-0
Missouri State	1-1
Mount St. Mary's	1-0
North Carolina Central	1-0
UNC Wilmington	0-1
Northern Colorado	1-0
Northern Iowa	6-4*
Northwestern	4-2
Notre Dame	1-0
Oakland	1-0
Ohio University	1-1
Ohio State	1-6
Oklahoma	0-1
Old Dominion	1-0
Penn State	3-2
Prairie View A&M	1-1
Purdue	2-6
Purdue Fort Wayne	3-0
Quincy	1-0
Radford	1-0
Rice	0-1
Richmond	0-1
Saint Louis	1-1
Samford	1-0
South Carolina State	1-0
South Dakota State	3-0
Southeast Missouri State	2-1
Southeastern Louisiana	1-0
Southern Illinois	2-4
Syracuse	0-1
Tennessee	1-0
UT Martin	0-1
Tennessee State	1-0
Tennessee Tech	1-0
Texas	0-1
Texas Pan-Am	1-0
UTSA	1-1
Tulane	2-0
Utah State	0-1
Valparaiso	4-2
Vermont	0-1
Virginia Tech	0-1
Wake Forest	0-1
Wisconsin	1-4
Washington	1-0
Wayne State	1-0
West Virginia	0-1
Western Illinois	1-0
Western Kentucky	1-0
Wichita State	0-1
Wright State	5-9
Youngstown State	12-1

*Lickliter was the acting head coach at UNI on 1/26/19 due to suspension of Walter McCarty; the game counted towards McCarty's record

2021-22 Evansville Men's Basketball

0 Gage Bobe

Guard - 6-0 - Junior

Vincennes, Ind. - South Knox

GAME-BY-GAME STATISTICS

#00 BOBE, Gage

				Total		3-Pointers		Free throws		Rebounds										
Opponent	**Date**	**GS**	**MIN**	**FG-FGA**	**PCT**	**3FG-3FGA**	**PCT**	**FT-FTA**	**PCT**	**OFF**	**DEF**	**TOT**	**AVG**	**PF**	**A**	**TO**	**BLK**	**STL**	**PTS**	**AVG**
at Cincinnati	11/09/2021		05:13	0-0	.000	0-0	.000	0-0	.000	0	0	0	0.0	0	0	1	0	0	0	0.0
IUPUI	11/11/2021		10:48	0-1	.000	0-1	.000	0-0	.000	0	0	0	0.0	1	0	1	0	0	0	0.0
at Belmont	11/13/2021		26:15	0-2	.000	0-2	.000	0-0	.000	0	2	2	0.7	2	1	1	0	0	0	0.0
DePauw	11/16/2021		23:14	0-2	.000	0-2	.000	0-0	.000	0	1	1	0.8	0	4	0	0	0	0	0.0
UCF	11/20/2021		15:48	1-3	.333	1-3	.333	1-2	.500	0	0	0	0.6	1	1	0	0	0	4	0.8
vs Rice	11/22/2021		26:20	0-3	.000	0-3	.000	1-2	.500	1	0	1	0.7	3	0	1	0	0	1	0.8
vs Vermont	11/23/2021		12:47	3-3	1.000	2-2	1.000	0-0	.000	0	3	3	1.0	2	0	1	0	1	8	1.9
vs Akron	11/24/2021		10:46	0-5	.000	0-3	.000	0-0	.000	0	1	1	1.0	2	1	0	0	1	0	1.6
at Eastern Ill.	11/28/2021		03:57	0-0	.000	0-0	.000	0-0	.000	0	0	0	0.9	1	0	0	0	0	0	1.4
Southern Ill.	12/01/2021		01:28	0-0	.000	0-0	.000	0-0	.000	0	0	0	0.8	0	0	0	0	0	0	1.3
at Southeast Mo. St.	12/08/2021		00:02	0-0	.000	0-0	.000	0-0	.000	0	0	0	0.7	0	0	0	0	0	0	1.2
at UNI	01/02/2022		15:35	0-2	.000	0-2	.000	0-0	.000	0	1	1	0.8	1	1	0	0	0	0	1.1
Totals		**0**	**152:13**	**4-21**	**.190**	**3-18**	**.167**	**2-4**	**.500**	**1**	**8**	**9**	**0.8**	**13**	**8**	**5**	**0**	**2**	**13**	**1.1**

Player Averages

Games Played	Minutes/ game	Points/ game	FG Pct	3FG Pct	FT Pct	Rebounds/ game	Assists/ game	Turnovers/ game	Assist/Turnover ratio	Steals/ game	Blocks/ game
12	12.7	1.1	19.0	16.7	50.0	0.8	0.7	0.4	1.6	0.2	0.0

Career/Season Highs

CAREER HIGHS

Points: 9 (2x)
FG: 3 (3x)
FGA: 6 (1/16/21 at Bradley)
3-Pt FG: 3 (2x)
3-Pt FGA: 6 (1/16/21 at Bradley)
FT: 1 (2x)
FTA: 2 (2x)
Rebounds: 3 (11/23/21 vs. Vermont)
Assists: 4 (11/16/21 vs. DePauw)
Steals: 1 (Muiltiple)
Blocked Shots: 1 (12/2/20 at UT Martin)
Minutes Played: 26 (Multiple)

SEASON HIGHS

Points: 8 (11/23/21 vs. Vermont)
FG: 3 (11/23/21 vs. Vermont)
FGA: 5 (11/24/21 vs. Akron)
3-Pt FG: 2 (11/23/21 vs. Vermont)
3-Pt FGA: 3 (3x)
FT: 1 (2x)
FTA: 2 (2x)
Rebounds: 3 (11/23/21 vs. Vermont)
Assists: 4 (11/16/21 vs. DePauw)
Steals: 1 (2x)
Blocked Shots:
Minutes Played: 26:20 (11/22/21 vs. Rice)

Notes

2021-22: Played 17 minutes in exhibition game versus Mount St. Joseph...scored three points in both preseason games...played 5:13 at Cincinnati to open regular season...on the floor for 10:48 in victory against IUPUI....season-high 26:15 came at Belmont...recorded a career-high 4 assists in win over DePauw...first 4 pts of season came against UCF before setting season mark of 8 points against Vermont.

Last 5 Games

Points per game	0.0
FG%:	0.00%
3FG%:	0.00%
Free Throw %	-
Rebound Per Game	0.3
Assists	1
Turnovers	0
Blocked Shots	0
Steals	0
Minutes Per Game	5.7

BOBE'S CAREER STATISTICS

BOBE, Gage

				Field Goals		3-Point		F-Throws		Rebounds									Scoring	
SEASON	**TEAM**	**GP-GS**	**MIN/AVG**	**FG-FGA**	**FG%**	**3FG-3FGA**	**3FG%**	**FT-FTA**	**FT%**	**OFF**	**DEF**	**TOT**	**AVG**	**PF-FO**	**A**	**TO**	**BLK**	**STL**	**PTS**	**AVG**
2019-20	Evans	5-0	11/2.3	0-1	.000	0-0	.000	0-0	.000	1	2	3	0.6	0-0	1	0	0	0	0	0.0
2020-21	Evans	14-0	149/10.6	9-27	.333	6-19	.316	0-0	.000	1	3	4	0.3	8-0	9	7	1	1	24	1.7
2021-22	Evans	12-0	152/12.7	4-21	.190	3-18	.167	2-4	.500	1	8	9	0.8	13-0	8	5	0	2	13	1.1
TOTAL		**31-0**	**312/10.1**	**13-49**	**.265**	**9-37**	**.243**	**2-4**	**.500**	**3**	**13**	**16**	**0.5**	**21-0**	**18**	**12**	**1**	**3**	**37**	**1.2**

2021-22 Evansville Men's Basketball

2 Blake Sisley

Forward - 6-8 - Freshman

Santa Claus, Ind. - Heritage Hills

GAME-BY-GAME STATISTICS

#2 SISLEY, Blake

				Total		3-Pointers		Free throws		Rebounds										
Opponent	**Date**	**GS**	**MIN**	**FG-FGA**	**PCT**	**3FG-3FGA**	**PCT**	**FT-FTA**	**PCT**	**OFF**	**DEF**	**TOT**	**AVG**	**PF**	**A**	**TO**	**BLK**	**STL**	**PTS**	**AVG**
at Cincinnati	11/09/2021		01:19	0-0	.000	0-0	.000	0-0	.000	0	0	0	0.0	0	0	0	0	0	0	0.0
at Belmont	11/13/2021		07:29	0-2	.000	0-2	.000	0-0	.000	0	0	0	0.0	0	1	2	0	0	0	0.0
vs Vermont	11/23/2021		01:59	0-0	.000	0-0	.000	1-2	.500	0	0	0	0.0	1	0	1	0	0	1	0.3
vs Akron	11/24/2021		06:11	1-1	1.000	0-0	.000	0-0	.000	2	1	3	0.8	1	0	1	0	0	2	0.8
at Eastern Ill.	11/28/2021		18:15	0-6	.000	0-1	.000	0-0	.000	2	1	3	1.2	3	0	0	0	0	0	0.6
Southern Ill.	12/01/2021		03:45	0-0	.000	0-0	.000	0-0	.000	0	0	0	1.0	1	0	0	0	0	0	0.5
Tennessee Tech	12/04/2021		12:52	5-6	.833	2-3	.667	0-0	.000	0	0	0	0.9	1	0	0	0	1	12	2.1
at Southeast Mo. St.	12/08/2021		13:01	1-2	.500	1-1	1.000	0-0	.000	0	0	0	0.8	1	0	0	1	0	3	2.3
at UNI	01/02/2022		18:01	2-4	.500	0-0	.000	1-2	.500	0	3	3	1.0	1	0	1	0	0	5	2.6
Drake	01/08/2022		24:33	1-5	.200	1-2	.500	3-4	.750	0	2	2	1.1	0	1	0	0	0	6	2.9
Totals		**0**	**107:25**	**10-26**	**.385**	**4-9**	**.444**	**5-8**	**.625**	**4**	**7**	**11**	**1.1**	**9**	**2**	**5**	**1**	**1**	**29**	**2.9**

Player Averages

Games Played	Minutes/ game	Points/ game	FG Pct	3FG Pct	FT Pct	Rebounds/ game	Assists/ game	Turnovers/ game	Assist/Turnover ratio	Steals/ game	Blocks/ game
10	10.7	2.9	38.5	44.4	62.5	1.1	0.2	0.5	0.4	0.1	0.1

Career/Season Highs

CAREER HIGHS

Points: 12 (12/4/21 vs. Tennessee Tech)
FG: 5 (12/4/21 vs. Tennessee Tech)
FGA: 6 (2x)
3-Pt FG: 2 (12/4/21 vs. Tennessee Tech)
3-Pt FGA: 3 (12/4/21 vs. Tennessee Tech)
FT: 3 (1/8/22 vs. Drake)
FTA: 4 (1/8/22 vs. Drake)
Rebounds: 3 (3x)
Assists: 1 (2x)
Steals: 1 (12/4/21 vs. Tennessee Tech)
Blocked Shots: 1 (12/8/21 at SEMO)
Minutes Played: 24:33 (1/8/22 vs. Drake)

SEASON HIGHS

Points: 12 (12/4/21 vs. Tennessee Tech)
FG: 5 (12/4/21 vs. Tennessee Tech)
FGA: 6 (2x)
3-Pt FG: 2 (12/4/21 vs. Tennessee Tech)
3-Pt FGA: 3 (12/4/21 vs. Tennessee Tech)
FT: 3 (1/8/22 vs. Drake)
FTA: 4 (1/8/22 vs. Drake)
Rebounds: 3 (3x)
Assists: 1 (2x)
Steals: 1 (12/4/21 vs. Tennessee Tech)
Blocked Shots: 1 (12/8/21 at SEMO)
Minutes Played: 24:33 (1/8/22 vs. Drake)

Notes

2021-22: Scored 3 points in each exhibition game...debuted with 1:19 of action in first regular season contest of career at Cincinnati...first point of his career came in a free throw against Vermont... hit first field goal versus Akron...top outing of the season saw him go 5-of-6 from the field and 2-for-3 from outside on his way to 12 pts in win over Tennessee Tech...played his high minute total of 24:33 against Drake...hit 4 of last 6 attempts from 3-point range...scored a total of 3 pts in first 6 games but has at least three points in each of his last 4 outings and is averaging 6.5 PPG during that time.

Last 5 Games

Points per game	5.2
FG%:	52.9%
3FG%:	66.7%
Free Throw %	66.7%
Rebound Per Game	1.0
Assists	1
Turnovers	1
Blocked Shots	1
Steals	1
Minutes Per Game	14.4

SISLEY'S CAREER STATISTICS

SISLEY, Blake

				Field Goals		3-Point		F-Throws		Rebounds									Scoring	
SEASON	**TEAM**	**GP-GS**	**MIN/AVG**	**FG-FGA**	**FG%**	**3FG-3FGA**	**3FG%**	**FT-FTA**	**FT%**	**OFF**	**DEF**	**TOT**	**AVG**	**PF-FO**	**A**	**TO**	**BLK**	**STL**	**PTS**	**AVG**
2021-22	Evans	10-0	107/10.7	10-26	.385	4-9	.444	5-8	.625	4	7	11	1.1	9-0	2	5	1	1	29	2.9
TOTAL		**10-0**	**107/10.7**	**10-26**	**.385**	**4-9**	**.444**	**5-8**	**.625**	**4**	**7**	**11**	**1.1**	**9-0**	**2**	**5**	**1**	**1**	**29**	**2.9**

2021-22 Evansville Men's Basketball

3 Jawaun Newton

Guard - 6-3 - Senior

El Paso, Texas - Burges

GAME-BY-GAME STATISTICS

#3 NEWTON, Jawaun

				Total		3-Pointers		Free throws		Rebounds										
Opponent	**Date**	**GS**	**MIN**	**FG-FGA**	**PCT**	**3FG-3FGA**	**PCT**	**FT-FTA**	**PCT**	**OFF**	**DEF**	**TOT**	**AVG**	**PF**	**A**	**TO**	**BLK**	**STL**	**PTS**	**AVG**
at Cincinnati	11/09/2021	*	22:30	2-4	.500	0-2	.000	1-2	.500	1	4	5	5.0	4	1	2	0	1	5	5.0
IUPUI	11/11/2021	*	34:19	3-8	.375	1-4	.250	5-6	.833	0	4	4	4.5	2	2	3	1	1	12	8.5
at Belmont	11/13/2021	*	29:36	3-11	.273	2-6	.333	2-2	1.000	2	4	6	5.0	2	1	1	0	0	10	9.0
DePauw	11/16/2021	*	32:26	7-12	.583	1-4	.250	0-2	.000	2	4	6	5.3	1	0	2	1	1	15	10.5
UCF	11/20/2021	*	28:46	4-8	.500	1-5	.200	1-2	.500	0	3	3	4.8	3	0	4	0	3	10	10.4
vs Rice	11/22/2021	*	52:28	12-25	.480	1-3	.333	5-6	.833	0	7	7	5.2	2	4	3	0	1	30	13.7
vs Vermont	11/23/2021	*	33:45	5-9	.556	4-6	.667	2-2	1.000	0	3	3	4.9	4	0	1	0	1	16	14.0
vs Akron	11/24/2021	*	36:52	7-17	.412	2-5	.400	3-3	1.000	5	5	10	5.5	0	3	1	0	2	19	14.6
at Eastern Ill.	11/28/2021	*	33:20	5-12	.417	3-7	.429	0-0	.000	6	6	12	6.2	3	3	1	4	0	13	14.4
Southern Ill.	12/01/2021	*	35:40	3-9	.333	2-5	.400	0-0	.000	0	5	5	6.1	4	1	1	0	0	8	13.8
Tennessee Tech	12/04/2021	*	35:34	5-11	.455	1-5	.200	4-4	1.000	2	5	7	6.2	2	1	0	0	0	15	13.9
at Southeast Mo. St.	12/08/2021	*	34:28	6-11	.545	1-5	.200	2-2	1.000	1	3	4	6.0	3	0	1	1	1	15	14.0
at UNI	01/02/2022	*	31:31	4-11	.364	1-4	.250	2-2	1.000	1	1	2	5.7	2	4	2	0	2	11	13.8
Drake	01/08/2022	*	31:30	8-11	.727	1-1	1.000	4-8	.500	2	7	9	5.9	2	0	1	0	1	21	14.3
Totals		**14**	**472:45**	**74-159**	**.465**	**21-62**	**.339**	**31-41**	**.756**	**22**	**61**	**83**	**5.9**	**34**	**20**	**23**	**7**	**14**	**200**	**14.3**

Player Averages

Games Played	Minutes/ game	Points/ game	FG Pct	3FG Pct	FT Pct	Rebounds/ game	Assists/ game	Turnovers/ game	Assist/Turnover ratio	Steals/ game	Blocks/ game
14	33.8	14.3	46.5	33.9	75.6	5.9	1.4	1.6	0.9	1.0	0.5

Career/Season Highs

CAREER HIGHS

Points: 30 (11/22/21 vs. Rice)
FG: 12 (11/22/21 vs. Rice)
FGA: 25 (11/22/21 vs. Rice)
3-Pt FG: 4 (2x)
3-Pt FGA: 7 (2x)
FT: 11 (12/9/20 vs. Eastern Illinois)
FTA: 13 (12/9/20 vs. Eastern Illinois)
Rebounds: 12 (11/18/21 at Eastern Illinois)
Assists: 7 (1/10/21 vs. Illinois State)
Steals: 4 (2/26/21 vs. Missouri State)
Blocked Shots: 4 (11/18/21 at Eastern Illinois)
Minutes Played: 52:28 (11/22/21 vs. Rice)

SEASON HIGHS

Points: 30 (11/22/21 vs. Rice)
FG: 12 (11/22/21 vs. Rice)
FGA: 25 (11/22/21 vs. Rice)
3-Pt FG: 4 (11/22/21 vs. Rice)
3-Pt FGA: 7 (11/18/21 at Eastern Illinois)
FT: 5 (2x)
FTA: 8 (1/8/22 vs. Drake)
Rebounds: 12 (11/18/21 at Eastern Illinois)
Assists: 4 (2x)
Steals: 3 (11/20/21 vs. UCF)
Blocked Shots: 4 (11/18/21 at Eastern Illinois)
Minutes Played: 52:28 (11/22/21 vs. Rice)

Notes

2021-22: Started the Gulf Coast Showcase with a career-high 30 points against Rice while going 12-for-25 from the field 5-of-6 from the line...tallied first career double-double against Akron, posting 19 points and 10 boards...added second double-double at EIU, finishing with 13 points and a new career mark of 12 caroms...led all players with 21 points against Drake hitting 8 out of 11 attempts and grabbing 9 boards...leading rebounder (5.9 RPG) for UE and 9th in MVC... Aces #2 scorer (14.3 PPG)...has at least 3 rebounds in all but one game...10+ pts in 12 of last 13 games...#11 scorer in the MVC... averaging 7.0 rebounds in last 7 games.

Last 5 Games

Points per game	14.0
FG%:	49.1%
3FG%:	30.0%
Free Throw %	75.0%
Rebound Per Game	5.4
Assists	6
Turnovers	5
Blocked Shots	1
Steals	4
Minutes Per Game	33.7

NEWTON'S CAREER STATISTICS

NEWTON, Jawaun

				Field Goals		3-Point		F-Throws		Rebounds									Scoring	
SEASON	**TEAM**	**GP-GS**	**MIN/AVG**	**FG-FGA**	**FG%**	**3FG-3FGA**	**3FG%**	**FT-FTA**	**FT%**	**OFF**	**DEF**	**TOT**	**AVG**	**PF-FO**	**A**	**TO**	**BLK**	**STL**	**PTS**	**AVG**
2018-19	Evans	30-1	427/14.2	27-80	.338	10-44	.227	28-36	.778	9	61	70	2.3	42-0	18	22	6	11	92	3.1
2019-20	Evans	29-21	620/21.4	59-128	.461	15-47	.319	26-37	.703	29	53	82	2.8	58-1	13	23	3	7	159	5.5
2020-21	Evans	22-22	713/32.4	112-230	.487	25-76	.329	48-60	.800	24	73	97	4.4	58-2	49	43	11	19	297	13.5
2021-22	Evans	14-14	473/33.8	74-159	.465	21-62	.339	31-41	.756	22	61	83	5.9	34-0	20	23	7	14	200	14.3
TOTAL		**95-58**	**2234/23.5**	**272-597**	**.456**	**71-229**	**.310**	**133-174**	**.764**	**84**	**248**	**332**	**3.5**	**192-3**	**100**	**111**	**27**	**51**	**748**	**7.9**

2021-22 Evansville Men's Basketball

5 Shamar Givance

Guard - 5-10 - Senior

Toronto, Ontario - First Love Christian

GAME-BY-GAME STATISTICS

#5 GIVANCE, Shamar

				Total		3-Pointers		Free throws		Rebounds										
Opponent	**Date**	**GS**	**MIN**	**FG-FGA**	**PCT**	**3FG-3FGA**	**PCT**	**FT-FTA**	**PCT**	**OFF**	**DEF**	**TOT**	**AVG**	**PF**	**A**	**TO**	**BLK**	**STL**	**PTS**	**AVG**
at Cincinnati	11/09/2021	*	30:10	2-9	.222	0-2	.000	3-7	.429	0	4	4	4.0	1	5	3	0	1	7	7.0
IUPUI	11/11/2021	*	31:10	5-11	.455	1-4	.250	5-8	.625	0	7	7	5.5	1	1	4	0	3	16	11.5
at Belmont	11/13/2021	*	31:50	5-7	.714	4-6	.667	3-4	.750	0	3	3	4.7	1	1	4	0	1	17	13.3
DePauw	11/16/2021	*	34:51	5-11	.455	0-3	.000	1-3	.333	0	5	5	4.8	2	7	3	0	1	11	12.8
UCF	11/20/2021	*	31:17	4-9	.444	4-7	.571	2-2	1.000	0	2	2	4.2	2	6	1	0	1	14	13.0
vs Rice	11/22/2021	*	27:45	6-12	.500	0-1	.000	0-2	.000	0	1	1	3.7	5	5	1	0	1	12	12.8
vs Vermont	11/23/2021	*	27:09	2-8	.250	0-4	.000	0-1	.000	0	4	4	3.7	3	1	7	0	0	4	11.6
vs Akron	11/24/2021	*	39:04	4-14	.286	0-2	.000	4-5	.800	2	4	6	4.0	3	4	0	0	1	12	11.6
at Eastern Ill.	11/28/2021	*	30:17	10-13	.769	3-4	.750	3-5	.600	0	5	5	4.1	3	5	4	0	5	26	13.2
Southern Ill.	12/01/2021	*	37:44	11-16	.688	2-5	.400	7-10	.700	0	3	3	4.0	1	2	1	0	1	31	15.0
Tennessee Tech	12/04/2021	*	32:05	6-13	.462	0-3	.000	3-5	.600	1	6	7	4.3	2	3	2	0	3	15	15.0
at Southeast Mo. St.	12/08/2021	*	33:40	4-16	.250	1-5	.200	6-7	.857	2	6	8	4.6	2	6	2	0	0	15	15.0
at UNI	01/02/2022		20:47	2-6	.333	0-2	.000	3-3	1.000	0	4	4	4.5	1	5	2	0	1	7	14.4
Drake	01/08/2022	*	34:23	6-20	.300	3-7	.429	3-7	.429	0	4	4	4.5	3	2	3	0	2	18	14.6
Totals		**13**	**442:12**	**72-165**	**.436**	**18-55**	**.327**	**43-69**	**.623**	**5**	**58**	**63**	**4.5**	**30**	**53**	**37**	**0**	**21**	**205**	**14.6**

Player Averages

Games Played	Minutes/ game	Points/ game	FG Pct	3FG Pct	FT Pct	Rebounds/ game	Assists/ game	Turnovers/ game	Assist/Turnover ratio	Steals/ game	Blocks/ game
14	31.6	14.6	43.6	32.7	62.3	4.5	3.8	2.6	1.4	1.5	0.0

Career/Season Highs

CAREER HIGHS

Points: 31 (12/1/21 vs. Southern Illinois)
FG: 11 (12/1/21 vs. Southern Illinois)
FGA: 20 (1/8/22 vs. Drake)
3-Pt FG: 4 (3x)
3-Pt FGA: 7 (2x)
FT: 13 (12/2/20 at UT Martin)
FTA: 15 (12/2/20 at UT Martin)
Rebounds: 8 (2x)
Assists: 8 (2x)
Steals: 5 (11/18/21 at Eastern Illinois)
Blocked Shots: 1 (3x)
Minutes Played: 46 (12/2/20 at UT Martin)

SEASON HIGHS

Points: 31 (12/1/21 vs. Southern Illinois)
FG: 11 (12/1/21 vs. Southern Illinois)
FGA: 20 (1/8/22 vs. Drake)
3-Pt FG: 4 (2x)
3-Pt FGA: 7 (2x)
FT: 7 (12/1/21 vs. Southern Illinois)
FTA: 10 (12/1/21 vs. Southern Illinois)
Rebounds: 8 (12/8/21 at SEMO)
Assists: 7 (11/16/21 vs. DePauw)
Steals: 5 (11/18/21 at Eastern Illinois)
Blocked Shots:
Minutes Played: 39:04 (11/24/21 vs. Akron)

Notes

2021-22: Named MVC Player of the Week on 12/5/21...recorded 26 points at Eastern Illinois before resetting his career mark with 31 tallies against SIU going 11-for-16 from the field ...5th in MVC with 3.8 assists per game...4+ assists in 7 of last 11 games...has multiple assists in 33 of the last 37 games going back to the UT Martin game on 12/2/20...leads UE while ranking 9th in the MVC with 14.6 PPG...scored 11+ in 11 of last 13 outings...averaging 5.3 rebounds in last 7 games...18.7 PPG over last six...attempted at least 13 shots in 6 of last 7 games...has 27 assists against 14 turnovers in last seven games.

Last 5 Games

Points per game	17.2
FG%:	40.8%
3FG%:	27.3%
Free Throw %	68.8%
Rebound Per Game	5.2
Assists	18
Turnovers	10
Blocked Shots	0
Steals	7
Minutes Per Game	31.7

GIVANCE'S CAREER STATISTICS

GIVANCE, Shamar

				Field Goals		3-Point		F-Throws		Rebounds									Scoring	
SEASON	**TEAM**	**GP-GS**	**MIN/AVG**	**FG-FGA**	**FG%**	**3FG-3FGA**	**3FG%**	**FT-FTA**	**FT%**	**OFF**	**DEF**	**TOT**	**AVG**	**PF-FO**	**A**	**TO**	**BLK**	**STL**	**PTS**	**AVG**
2018-19	Evans	32-6	553/17.3	45-126	.357	14-45	.311	47-63	.746	20	67	87	2.7	67-0	78	41	1	15	151	4.7
2019-20	Evans	31-3	643/20.7	35-103	.340	16-51	.314	38-56	.679	10	68	78	2.5	69-1	72	28	1	27	124	4.0
2020-21	Evans	25-25	796/31.8	116-258	.450	32-88	.364	69-89	.775	21	78	99	4.0	62-1	100	71	1	39	333	13.3
2021-22	Evans	14-13	442/31.6	72-165	.436	18-55	.327	43-69	.623	5	58	63	4.5	30-1	53	37	0	21	205	14.6
TOTAL		**102-47**	**2434/23.9**	**268-652**	**.411**	**80-239**	**.335**	**197-277**	**.711**	**56**	**271**	**327**	**3.2**	**228-3**	**303**	**177**	**3**	**102**	**813**	**8.0**

2021-22 Evansville Men's Basketball

10 Evan Kuhlman

Forward - 6-8 - 5th YR Senior

Liberty Township, Ohio - Lakota East

GAME-BY-GAME STATISTICS

#10 KUHLMAN, Evan

				Total		3-Pointers		Free throws		Rebounds										
Opponent	**Date**	**GS**	**MIN**	**FG-FGA**	**PCT**	**3FG-3FGA**	**PCT**	**FT-FTA**	**PCT**	**OFF**	**DEF**	**TOT**	**AVG**	**PF**	**A**	**TO**	**BLK**	**STL**	**PTS**	**AVG**
at Cincinnati	11/09/2021	*	32:01	4-12	.333	3-9	.333	0-0	.000	0	6	6	6.0	1	1	1	0	0	11	11.0
IUPUI	11/11/2021	*	28:30	4-7	.571	3-5	.600	2-2	1.000	0	4	4	5.0	2	2	1	1	2	13	12.0
at Belmont	11/13/2021	*	26:25	0-8	.000	0-6	.000	1-2	.500	1	1	2	4.0	3	1	1	1	2	1	8.3
DePauw	11/16/2021	*	38:06	8-13	.615	5-7	.714	2-3	.667	0	3	3	3.8	1	0	0	2	0	23	12.0
UCF	11/20/2021	*	32:28	1-6	.167	0-2	.000	4-4	1.000	2	4	6	4.2	2	2	1	0	2	6	10.8
vs Rice	11/22/2021	*	46:21	4-10	.400	2-6	.333	0-0	.000	1	6	7	4.7	4	3	1	1	3	10	10.7
vs Akron	11/24/2021	*	17:48	0-2	.000	0-1	.000	0-0	.000	1	0	1	4.1	5	0	0	0	0	0	9.1
Southern Ill.	12/01/2021	*	14:19	0-2	.000	0-1	.000	0-0	.000	0	2	2	3.9	0	0	0	0	0	0	8.0
Tennessee Tech	12/04/2021	*	29:31	0-2	.000	0-2	.000	0-0	.000	0	5	5	4.0	2	2	3	1	0	0	7.1
at Southeast Mo. St.	12/08/2021	*	27:33	1-7	.143	1-6	.167	0-0	.000	1	5	6	4.2	2	4	0	1	0	3	6.7
at UNI	01/02/2022	*	24:42	4-6	.667	2-4	.500	2-2	1.000	0	1	1	3.9	0	0	0	0	2	12	7.2
Drake	01/08/2022	*	35:29	2-6	.333	0-2	.000	0-0	.000	3	4	7	4.2	2	2	3	0	0	4	6.9
Totals		**12**	**353:14**	**28-81**	**.346**	**16-51**	**.314**	**11-13**	**.846**	**9**	**41**	**50**	**4.2**	**24**	**17**	**11**	**7**	**11**	**83**	**6.9**

Player Averages

Games Played	Minutes/ game	Points/ game	FG Pct	3FG Pct	FT Pct	Rebounds/ game	Assists/ game	Turnovers/ game	Assist/Turnover ratio	Steals/ game	Blocks/ game
12	29.4	6.9	34.6	31.4	84.6	4.2	1.4	0.9	1.5	0.9	0.6

Career/Season Highs

CAREER HIGHS

Points: 23 (11/16/21 vs. DePauw)
FG: 8 (11/16/21 vs. DePauw)
FGA: 14 (1/2/21 vs. UNI)
3-Pt FG: 5 (3x)
3-Pt FGA: 11 (1/2/21 vs. UNI)
FT: 7 (1/12/19 vs. Indiana State)
FTA: 8 (1/12/19 vs. Indiana State)
Rebounds: 9 (at Bradley, 2/9/20)
Assists: 5 (2/6/21 at Loyola)
Steals: 4 (2x)
Blocked Shots: 7 (2/5/20 vs. Southern Illinois)
Minutes Played: 46:21 (11/22/21 vs. Rice)

SEASON HIGHS

Points: 23 (11/16/21 vs. DePauw)
FG: 8 (11/16/21 vs. DePauw)
FGA: 13 (11/16/21 vs. DePauw)
3-Pt FG: 5 (11/16/21 vs. DePauw)
3-Pt FGA: 9 (11/9/21 at Cincinnati)
FT: 4 (11/20/21 vs. UCF)
FTA: 4 (11/20/21 vs. UCF)
Rebounds: 7 (2x)
Assists: 4 (12/8/21 at SEMO)
Steals: 3 (11/22/21 vs. Rice)
Blocked Shots: 2 (11/16/21 vs. DePauw)
Minutes Played: 46:21 (11/22/21 vs. Rice)

Notes

2021-22: Tied for the team lead with 11 points in opener at Cincinnati, hit 3 triples and added 6 rebounds...added 13 pts and three triples in win over IUPUI...recorded new career scoring high with 23 pts vs. DePauw...was 5-for-7 from outside, 8-of-13 from the field while playing 38 minutes...his 8 makes was also a career-high...scored in double figures in 11 of his last 18 games...posted 4+ rebounds in 10 of his last 16 games...scored total of 3 pts in four games leading to UNI contest...scored 12 versus the Panthers for first double figure game since Nov. 22...started season going 11-for-27 from outside (40.7%) but is 5-of-24 (20.8%) from long range since 11/20.

Last 5 Games

Points per game	3.8
FG%:	30.4%
3FG%:	20.0%
Free Throw %	100.0%
Rebound Per Game	4.2
Assists	8
Turnovers	6
Blocked Shots	2
Steals	2
Minutes Per Game	26.3

KUHLMAN'S CAREER STATISTICS

KUHLMAN, Evan

				Field Goals		3-Point		F-Throws		Rebounds									Scoring	
SEASON	**TEAM**	**GP-GS**	**MIN/AVG**	**FG-FGA**	**FG%**	**3FG-3FGA**	**3FG%**	**FT-FTA**	**FT%**	**OFF**	**DEF**	**TOT**	**AVG**	**PF-FO**	**A**	**TO**	**BLK**	**STL**	**PTS**	**AVG**
2017-18	Evans	25-2	284/11.4	22-48	.458	10-22	.455	5-6	.833	5	24	29	1.2	31-0	7	6	3	5	59	2.4
2018-19	Evans	32-22	720/22.5	71-182	.390	34-107	.318	22-25	.880	11	79	90	2.8	85-3	38	34	10	18	198	6.2
2019-20	Evans	27-12	566/21.0	58-136	.426	24-70	.343	17-25	.680	16	64	80	3.0	58-1	37	30	20	19	157	5.8
2020-21	Evans	25-24	725/29.0	87-191	.455	45-112	.402	13-18	.722	9	81	90	3.6	63-1	48	28	17	11	232	9.3
2021-22	Evans	12-12	353/29.4	28-81	.346	16-51	.314	11-13	.846	9	41	50	4.2	24-1	17	11	7	11	83	6.9
TOTAL		**121-72**	**2648/21.9**	**266-638**	**.417**	**129-362**	**.356**	**68-87**	**.782**	**50**	**289**	**339**	**2.8**	**261-6**	**147**	**109**	**57**	**64**	**729**	**6.0**

2021-22 Evansville Men's Basketball

11 Emmette Page

Guard - 6-2 - Junior

Brooklyn Park, Minn. - Northeast (Neb.) CC

GAME-BY-GAME STATISTICS

#11 PAGE, Emmette

				Total		3-Pointers		Free throws		Rebounds										
Opponent	**Date**	**GS**	**MIN**	**FG-FGA**	**PCT**	**3FG-3FGA**	**PCT**	**FT-FTA**	**PCT**	**OFF**	**DEF**	**TOT**	**AVG**	**PF**	**A**	**TO**	**BLK**	**STL**	**PTS**	**AVG**
IUPUI	11/11/2021		03:09	0-0	.000	0-0	.000	0-0	.000	0	0	0	0.0	0	0	0	0	0	0	0.0
at Belmont	11/13/2021		03:26	0-3	.000	0-2	.000	0-0	.000	0	1	1	0.5	1	0	1	0	0	0	0.0
at Southeast Mo. St.	12/08/2021		01:09	0-0	.000	0-0	.000	0-0	.000	0	0	0	0.3	0	0	0	0	0	0	0.0
at UNI	01/02/2022		02:25	0-0	.000	0-0	.000	0-0	.000	0	0	0	0.3	0	0	0	0	0	0	0.0
Drake	01/08/2022		13:30	0-1	.000	0-1	.000	4-4	1.000	0	1	1	0.4	0	1	0	0	0	4	0.8
Totals		**0**	**23:39**	**0-4**	**.000**	**0-3**	**.000**	**4-4**	**1.000**	**0**	**2**	**2**	**0.4**	**1**	**1**	**1**	**0**	**0**	**4**	**0.8**

Player Averages

Games Played	Minutes/ game	Points/ game	FG Pct	3FG Pct	FT Pct	Rebounds/ game	Assists/ game	Turnovers/ game	Assist/Turnover ratio	Steals/ game	Blocks/ game
5	4.7	0.8	0.0	0.0	100.0	0.4	0.2	0.2	1.0	0.0	0.0

Career/Season Highs

CAREER HIGHS

Points: 4 (1/8/22 vs. Drake)
FG:
FGA: 4 (12/2/20 at UT Martin)
3-Pt FG:
3-Pt FGA: 2 (2x)
FT: 4 (1/8/22 vs. Drake)
FTA: 4 (1/8/22 vs. Drake)
Rebounds: 1 (Multiple)
Assists: 1 (1/8/22 vs. Drake)
Steals:
Blocked Shots:
Minutes Played: 13:30 (1/8/22 vs. Drake)

SEASON HIGHS

Points: 4 (1/8/22 vs. Drake)
FG:
FGA: 3 (11/13/21 at Belmont)
3-Pt FG:
3-Pt FGA: 2 (11/13/21 at Belmont)
FT: 4 (1/8/22 vs. Drake)
FTA: 4 (1/8/22 vs. Drake)
Rebounds: 1 (2x)
Assists: 1 (1/8/22 vs. Drake)
Steals:
Blocked Shots:
Minutes Played: 13:30 (1/8/22 vs. Drake)

Notes

2021 Exhibition Games: Opened with 14 pts against MSJ...hit 5 of his 6 attempts while adding 3 steals...played just under five minutes in win over KWC...first regular-season minutes came in win over IUPUI...hit all four free throws on his way to career-high 4 points against Drake...played his high of 13:30 against the Bulldogs.

Last 5 Games

Points per game	1.3
FG%:	0.00%
3FG%:	0.00%
Free Throw %	100.0%
Rebound Per Game	0.3
Assists	1
Turnovers	-
Blocked Shots	-
Steals	-
Minutes Per Game	5.7

PAGE'S CAREER STATISTICS

PAGE, Emmette

				Field Goals		3-Point		F-Throws		Rebounds									Scoring	
SEASON	**TEAM**	**GP-GS**	**MIN/AVG**	**FG-FGA**	**FG%**	**3FG-3FGA**	**3FG%**	**FT-FTA**	**FT%**	**OFF**	**DEF**	**TOT**	**AVG**	**PF-FO**	**A**	**TO**	**BLK**	**STL**	**PTS**	**AVG**
2020-21	Evans	2-0	17/8.5	0-6	.000	0-4	.000	1-3	.333	0	1	1	0.5	0-0	0	0	0	0	1	0.5
2021-22	Evans	5-0	24/4.7	0-4	.000	0-3	.000	4-4	1.000	0	2	2	0.4	1-0	1	1	0	0	4	0.8
TOTAL		**7-0**	**41/5.8**	**0-10**	**.000**	**0-7**	**.000**	**5-7**	**.714**	**0**	**3**	**3**	**0.4**	**1-0**	**1**	**1**	**0**	**0**	**5**	**0.7**

2021-22 Evansville Men's Basketball

13 Blaise Beauchamp

Guard - 6-3 - Sophomore

Minnetonka, Minn. - Lincoln Trail (Ill.) College

GAME-BY-GAME STATISTICS

#13 BEAUCHAMP, Blaise

				Total		3-Pointers		Free throws		Rebounds											
Opponent	Date	GS	MIN	FG-FGA	PCT	3FG-3FGA	PCT	FT-FTA	PCT	OFF	DEF	TOT	AVG	PF	A	TO	BLK	STL	PTS	AVG
at Cincinnati	11/09/2021		24:38	3-10	.300	1-6	.167	4-5	.800	0	4	4	4.0	1	0	1	1	0	11	11.0
IUPUI	11/11/2021		24:11	3-6	.500	1-3	.333	5-6	.833	1	4	5	4.5	1	0	3	0	2	12	11.5
at Belmont	11/13/2021		15:57	3-5	.600	3-4	.750	0-0	.000	0	2	2	3.7	0	0	1	0	0	9	10.7
DePauw	11/16/2021		13:29	2-6	.333	0-2	.000	0-0	.000	1	2	3	3.5	0	1	0	0	1	4	9.0
UCF	11/20/2021		14:33	1-4	.250	1-3	.333	1-3	.333	0	1	1	3.0	1	1	2	0	0	4	8.0
vs Rice	11/22/2021		19:45	1-3	.333	0-1	.000	0-0	.000	1	1	2	2.8	1	0	1	0	1	2	7.0
vs Vermont	11/23/2021		13:25	1-4	.250	0-2	.000	3-3	1.000	0	0	0	2.4	0	3	0	0	0	5	6.7
vs Akron	11/24/2021		00:56	0-0	.000	0-0	.000	0-1	.000	0	0	0	2.1	1	0	1	0	0	0	5.9
at Eastern Ill.	11/28/2021		22:06	5-12	.417	2-5	.400	0-0	.000	0	2	2	2.1	0	0	0	0	2	12	6.6
Southern Ill.	12/01/2021		12:20	2-4	.500	1-2	.500	0-0	.000	0	0	0	1.9	0	0	0	1	0	5	6.4
Tennessee Tech	12/04/2021		19:38	1-5	.200	1-3	.333	0-2	.000	0	3	3	2.0	1	2	0	0	0	3	6.1
at Southeast Mo. St.	12/08/2021		16:54	4-7	.571	3-6	.500	0-0	.000	0	0	0	1.8	1	1	1	0	0	11	6.5
at UNI	01/02/2022	*	28:45	5-12	.417	4-10	.400	0-0	.000	0	3	3	1.9	4	0	2	0	0	14	7.1
Drake	01/08/2022		10:18	0-1	.000	0-0	.000	0-0	.000	0	1	1	1.9	0	0	0	0	1	0	6.6
Totals		**1**	**236:54**	**31-79**	**.392**	**17-47**	**.362**	**13-20**	**.650**	**3**	**23**	**26**	**1.9**	**11**	**8**	**12**	**2**	**7**	**92**	**6.6**

Player Averages

Games Played	Minutes/ game	Points/ game	FG Pct	3FG Pct	FT Pct	Rebounds/ game	Assists/ game	Turnovers/ game	Assist/Turnover ratio	Steals/ game	Blocks/ game
14	16.9	6.6	39.2	36.2	65.0	1.9	0.6	0.9	0.7	0.5	0.1

Career/Season Highs

CAREER HIGHS

Points: 14 (1/2/22 at UNI)
FG: 5 (2x)
FGA: 12 (2x)
3-Pt FG: 4 (1/2/22 at UNI)
3-Pt FGA: 10 (1/2/22 at UNI)
FT: 5 (11/11/21 vs. IUPUI)
FTA: 6 (11/11/21 vs. IUPUI)
Rebounds: 5 (11/11/21 vs. IUPUI)
Assists: 3 (11/23/21 vs. Vermont)
Steals: 2 (2x)
Blocked Shots: 1 (2x)
Minutes Played: 28:45 (1/2/22 at UNI)

SEASON HIGHS

Points: 14 (1/2/22 at UNI)
FG: 5 (2x)
FGA: 12 (2x)
3-Pt FG: 4 (1/2/22 at UNI)
3-Pt FGA: 10 (1/2/22 at UNI)
FT: 5 (11/11/21 vs. IUPUI)
FTA: 6 (11/11/21 vs. IUPUI)
Rebounds: 5 (11/11/21 vs. IUPUI)
Assists: 3 (11/23/21 vs. Vermont)
Steals: 2 (2x)
Blocked Shots: 1 (2x)
Minutes Played: 28:45 (1/2/22 at UNI)

Notes

2021-22: Finished exhibition contests averaging 12.0 PPG...tied for team-high with 11 points at Cincinnati, was 4-5 from the free throw line...scored 12 points in games against IUPUI and Eastern Illinois... added 11 pts at SEMO going 3-6 from outside...made first start at UNI and set career mark with 14 points in a high of 28:45 minutes... hit four triples in the contest...scored 5+ points in 5 of his last 8 games...hit 11 of his last 26 from outside.

Last 5 Games

Points per game	6.6
FG%:	41.4%
3FG%:	42.9%
Free Throw %	-
Rebound Per Game	1.4
Assists	3
Turnovers	3
Blocked Shots	1
Steals	1
Minutes Per Game	17.6

BEAUCHAMP'S CAREER STATISTICS

BEAUCHAMP, Blaise

				Field Goals		3-Point		F-Throws		Rebounds									Scoring	
SEASON	TEAM	GP-GS	MIN/AVG	FG-FGA	FG%	3FG-3FGA	3FG%	FT-FTA	FT%	OFF	DEF	TOT	AVG	PF-FO	A	TO	BLK	STL	PTS	AVG
2021-22	Evans	14-1	237/16.9	31-79	.392	17-47	.362	13-20	.650	3	23	26	1.9	11-0	8	12	2	7	92	6.6
TOTAL		**14-1**	**237/16.9**	**31-79**	**.392**	**17-47**	**.362**	**13-20**	**.650**	**3**	**23**	**26**	**1.9**	**11-0**	**8**	**12**	**2**	**7**	**92**	**6.6**

2021-22 Evansville Men's Basketball

15 Grant Tichenor

Guard - 6-1 - Freshman

Hartford, Ky. - Ohio County

GAME-BY-GAME STATISTICS

Career/Season Highs

CAREER HIGHS

Points: _____
FG: _____
FGA: _____
3-Pt FG: _____
3-Pt FGA: _____
FT: _____
FTA: _____
Rebounds: _____
Assists: _____
Steals: _____
Blocked Shots: _____
Minutes Played: _____

SEASON HIGHS

Points: _____
FG: _____
FGA: _____
3-Pt FG: _____
3-Pt FGA: _____
FT: _____
FTA: _____
Rebounds: _____
Assists: _____
Steals: _____
Blocked Shots: _____
Minutes Played: _____

Notes

2021 Exhibition Games: Saw 1:30 of floor time against MSJ...credited with an assist in the final minute.

Last 5 Games

Points per game _____
FG%: _____
3FG%: _____
Free Throw % _____
Rebound Per Game _____
Assists _____
Turnovers _____
Blocked Shots _____
Steals _____
Minutes Per Game _____

TICHENOR'S CAREER STATISTICS

2021-22 Evansville Men's Basketball

24 Preston Phillips

Forward - 6-8 - Freshman

Elkhart, Ind. - Don Bosco (Ind.) Institute

GAME-BY-GAME STATISTICS

#24 PHILLIPS, Preston

				Total		3-Pointers		Free throws		Rebounds											
Opponent	**Date**	**GS**	**MIN**	**FG-FGA**	**PCT**	**3FG-3FGA**	**PCT**	**FT-FTA**	**PCT**	**OFF**	**DEF**	**TOT**	**AVG**	**PF**	**A**	**TO**	**BLK**	**STL**	**PTS**	**AVG**
at Cincinnati	11/09/2021		09:26	0-5	.000	0-0	.000	0-0	.000	3	0	3	3.0	0	0	0	0	0	0	0.0
IUPUI	11/11/2021		21:08	1-1	1.000	0-0	.000	0-0	.000	1	4	5	4.0	1	0	0	0	2	2	1.0
at Belmont	11/13/2021		24:41	1-2	.500	0-1	.000	0-0	.000	1	2	3	3.7	2	2	1	0	1	2	1.3
DePauw	11/16/2021	*	18:20	1-1	1.000	0-0	.000	0-0	.000	2	4	6	4.3	2	3	2	0	0	2	1.5
UCF	11/20/2021	*	20:15	1-3	.333	0-1	.000	0-0	.000	1	2	3	4.0	1	0	1	1	0	2	1.6
vs Vermont	11/23/2021		18:11	0-1	.000	0-0	.000	0-0	.000	1	2	3	3.8	3	1	0	0	0	0	1.3
vs Akron	11/24/2021		05:30	0-1	.000	0-0	.000	0-1	.000	1	1	2	3.6	0	0	0	1	0	0	1.1
Southern Ill.	12/01/2021		21:39	0-0	.000	0-0	.000	0-0	.000	0	4	4	3.6	3	0	0	2	0	0	1.0
Tennessee Tech	12/04/2021		06:43	1-2	.500	0-1	.000	0-0	.000	0	2	2	3.4	1	0	0	0	0	2	1.1
at Southeast Mo. St.	12/08/2021		17:45	2-2	1.000	1-1	1.000	0-0	.000	1	4	5	3.6	2	1	0	0	1	5	1.5
at UNI	01/02/2022		15:23	1-1	1.000	0-0	.000	0-0	.000	0	3	3	3.5	1	1	0	0	0	2	1.5
Drake	01/08/2022	*	17:20	0-1	.000	0-1	.000	0-0	.000	1	1	2	3.4	3	0	1	1	0	0	1.4
Totals		**3**	**196:20**	**8-20**	**.400**	**1-5**	**.200**	**0-1**	**.000**	**12**	**29**	**41**	**3.4**	**19**	**8**	**5**	**5**	**4**	**17**	**1.4**

Player Averages

Games Played	Minutes/ game	Points/ game	FG Pct	3FG Pct	FT Pct	Rebounds/ game	Assists/ game	Turnovers/ game	Assist/Turnover ratio	Steals/ game	Blocks/ game
12	16.4	1.4	40.0	20.0	0.0	3.4	0.7	0.4	1.6	0.3	0.4

Career/Season Highs

CAREER HIGHS

Points: 5 (12/8/21 at SEMO)
FG: 2 (12/8/21 at SEMO)
FGA: 5 (11/9/21 at Cincinnati)
3-Pt FG: 1 (12/8/21 at SEMO)
3-Pt FGA: 1 (Multiple)
FT:
FTA: 1 (11/24/21 vs. Akron)
Rebounds: 6 (11/16/21 vs. DePauw)
Assists: 3 (11/16/21 vs. DePauw)
Steals: 2 (11/11/21 vs. IUPUI)
Blocked Shots: 2 (12/1/21 vs. Southern Illinois)
Minutes Played: 24:41 (11/13/21 at Belmont)

SEASON HIGHS

Points: 5 (12/8/21 at SEMO)
FG: 2 (12/8/21 at SEMO)
FGA: 5 (11/9/21 at Cincinnati)
3-Pt FG: 1 (12/8/21 at SEMO)
3-Pt FGA: 1 (Multiple)
FT:
FTA: 1 (11/24/21 vs. Akron)
Rebounds: 6 (11/16/21 vs. DePauw)
Assists: 3 (11/16/21 vs. DePauw)
Steals: 2 (11/11/21 vs. IUPUI)
Blocked Shots: 2 (12/1/21 vs. Southern Illinois)
Minutes Played: 24:41 (11/13/21 at Belmont)

Notes

2021-22: On the floor 9:26 at Cincinnati, finishing with 3 rebounds... had 5 rebounds came vs. IUPUI...played his top total of 24:41 at Belmont...set season marks with 6 rebounds and 3 assists vs. DePauw in his first UE start...blocked 2 shots against SIU...finished with 5 points, 5 rebounds and hit first triple at SEMO...played 15 minutes or more in 9 of his last 11 games...had multiple rebounds in each game he has appeared in...has 3 starts as a freshman.

Last 5 Games

Points per game	1.8
FG%:	66.7%
3FG%:	33.3%
Free Throw %	-
Rebound Per Game	3.2
Assists	2
Turnovers	1
Blocked Shots	3
Steals	1
Minutes Per Game	15.8

PHILLIPS' CAREER STATISTICS

PHILLIPS, Preston

				Field Goals		3-Point		F-Throws		Rebounds									Scoring	
SEASON	**TEAM**	**GP-GS**	**MIN/AVG**	**FG-FGA**	**FG%**	**3FG-3FGA**	**3FG%**	**FT-FTA**	**FT%**	**OFF**	**DEF**	**TOT**	**AVG**	**PF-FO**	**A**	**TO**	**BLK**	**STL**	**PTS**	**AVG**
2021-22	Evans	12-3	196/16.4	8-20	.400	1-5	.200	0-1	.000	12	29	41	3.4	19-0	8	5	5	4	17	1.4
TOTAL		**12-3**	**196/16.4**	**8-20**	**.400**	**1-5**	**.200**	**0-1**	**.000**	**12**	**29**	**41**	**3.4**	**19-0**	**8**	**5**	**5**	**4**	**17**	**1.4**

2021-22 Evansville Men's Basketball

30 Noah Frederking

Guard - 6-4 - 5th YR Senior

Okawville, Ill. - Okawville

GAME-BY-GAME STATISTICS

#30 FREDERKING, Noah

				Total		3-Pointers		Free throws		Rebounds										
Opponent	Date	GS	MIN	FG-FGA	PCT	3FG-3FGA	PCT	FT-FTA	PCT	OFF	DEF	TOT	AVG	PF	A	TO	BLK	STL	PTS	AVG
at Cincinnati	11/09/2021	*	32:26	2-5	.400	2-3	.667	0-0	.000	1	7	8	8.0	1	0	1	0	2	6	6.0
IUPUI	11/11/2021	*	09:11	0-1	.000	0-1	.000	0-0	.000	0	0	0	4.0	0	1	0	0	1	0	3.0
DePauw	11/16/2021	*	32:26	4-6	.667	3-4	.750	0-0	.000	0	4	4	4.0	0	1	0	0	1	11	5.7
UCF	11/20/2021	*	32:28	5-7	.714	2-4	.500	0-0	.000	0	2	2	3.5	0	1	1	0	1	12	7.3
vs Rice	11/22/2021	*	53:22	4-11	.364	3-8	.375	5-6	.833	1	6	7	4.2	4	3	2	0	1	16	9.0
vs Vermont	11/23/2021	*	38:02	3-13	.231	1-8	.125	2-2	1.000	2	5	7	4.7	0	2	1	0	2	9	9.0
vs Akron	11/24/2021	*	37:20	3-7	.429	1-5	.200	2-2	1.000	0	3	3	4.4	3	0	3	0	1	9	9.0
at Eastern Ill.	11/28/2021	*	33:56	3-10	.300	1-7	.143	0-1	.000	1	5	6	4.6	4	1	0	0	2	7	8.8
Southern Ill.	12/01/2021	*	32:48	1-6	.167	1-3	.333	0-0	.000	0	4	4	4.6	1	1	0	1	0	3	8.1
Tennessee Tech	12/04/2021	*	32:43	0-6	.000	0-5	.000	0-0	.000	0	5	5	4.6	1	1	3	0	2	0	7.3
at Southeast Mo. St.	12/08/2021	*	34:18	5-13	.385	3-11	.273	2-3	.667	0	3	3	4.5	0	0	0	0	2	15	8.0
at UNI	01/02/2022	*	29:58	3-11	.273	2-10	.200	0-0	.000	1	6	7	4.7	2	1	2	1	2	8	8.0
Drake	01/08/2022	*	26:35	2-4	.500	2-4	.500	0-0	.000	0	4	4	4.6	1	1	0	0	1	6	7.8
Totals		**13**	**425:33**	**35-100**	**.350**	**21-73**	**.288**	**11-14**	**.786**	**6**	**54**	**60**	**4.6**	**17**	**13**	**13**	**2**	**18**	**102**	**7.8**

Player Averages

Games Played	Minutes/ game	Points/ game	FG Pct	3FG Pct	FT Pct	Rebounds/ game	Assists/ game	Turnovers/ game	Assist/Turnover ratio	Steals/ game	Blocks/ game
13	32.7	7.8	35.0	28.8	78.6	4.6	1.0	1.0	1.0	1.4	0.2

Career/Season Highs

CAREER HIGHS

Points: 26 (11/15/18 vs. KWC)
FG: 9 (11/15/18 vs. KWC)
FGA: 15 (11/27/20 vs. Prairie View A&M)
3-Pt FG: 6 (12/2/20 at UT Martin)
3-Pt FGA: 11 (12/8/21 at SEMO)
FT: 6 (1/27/18 vs. Drake)
FTA: 6 (Multiple)
Rebounds: 8 (11/9/21 at Cincinnati)
Assists: 5 (vs. UNI, 1/31/18)
Steals: 2 (Multiple)
Blocked Shots: 1 (Multiple)
Minutes Played: 53:22 (11/22/21 vs. Rice)

SEASON HIGHS

Points: 16 (11/22/21 vs. Rice)
FG: 5 (11/20/21 vs. UCF)
FGA: 13 (2x)
3-Pt FG: 3 (3x)
3-Pt FGA: 11 (12/8/21 at SEMO)
FT: 5 (11/22/21 vs. Rice)
FTA: 6 (11/22/21 vs. Rice)
Rebounds: 8 (11/9/21 at Cincinnati)
Assists: 3 (11/22/21 vs. Rice)
Steals: 2 (Multiple)
Blocked Shots: 1 (2x)
Minutes Played: 53:22 (11/22/21 vs. Rice)

Notes

2021-22: Set career mark with 8 rebounds in opener at Cincinnati, added 6 points...first double digit game was 11 tallies vs. DePauw... shot 5-for-7 against UCF scoring 12 points...posted season-high 16 points against Rice while playing top total of 53 minutes...recorded 15 pts at SEMO...9.7 PPG average in last three outings...has an average of 5.1 rebounds per game over last 9 games...scored 7+ points in 8 of last 11 games...started the season 10-of-20 from 3-point range (opening 4 games) but is 11-of-53 (20.8%) since that time.

Last 5 Games

Points per game	6.4
FG%:	27.5%
3FG%:	24.2%
Free Throw %	66.7%
Rebound Per Game	4.6
Assists	4
Turnovers	5
Blocked Shots	2
Steals	7
Minutes Per Game	31.3

FREDERKING'S CAREER STATISTICS

FREDERKING, Noah

				Field Goals		3-Point		F-Throws		Rebounds									Scoring	
SEASON	TEAM	GP-GS	MIN/AVG	FG-FGA	FG%	3FG-3FGA	3FG%	FT-FTA	FT%	OFF	DEF	TOT	AVG	PF-FO	A	TO	BLK	STL	PTS	AVG
2017-18	Evans	32-9	690/21.6	57-149	.383	24-66	.364	35-43	.814	13	43	56	1.8	28-0	36	30	3	12	173	5.4
2018-19	Evans	32-8	640/20.0	68-157	.433	41-110	.373	23-35	.657	11	53	64	2.0	35-0	23	27	1	12	200	6.3
2019-20	Evans	32-15	762/23.8	65-192	.339	44-142	.310	10-15	.667	14	51	65	2.0	31-0	22	22	2	10	184	5.8
2020-21	Evans	25-25	829/33.2	86-205	.420	55-135	.407	29-38	.763	14	49	63	2.5	33-0	14	15	4	11	256	10.2
2021-22	Evans	13-13	426/32.7	35-100	.350	21-73	.288	11-14	.786	6	54	60	4.6	17-0	13	13	2	18	102	7.8
TOTAL		**134-70**	**3347/25.0**	**311-803**	**.387**	**185-526**	**.352**	**108-145**	**.745**	**58**	**250**	**308**	**2.3**	**144-0**	**108**	**107**	**12**	**63**	**915**	**6.8**

2021-22 Evansville Men's Basketball

31 Iyen Enaruna

Forward - 6-9 - Senior

Amsterdam, Netherlands -
Cloud County (Kan.) CC

GAME-BY-GAME STATISTICS

#31 ENARUNA, Iyen

				Total		3-Pointers		Free throws		Rebounds										
Opponent	**Date**	**GS**	**MIN**	**FG-FGA**	**PCT**	**3FG-3FGA**	**PCT**	**FT-FTA**	**PCT**	**OFF**	**DEF**	**TOT**	**AVG**	**PF**	**A**	**TO**	**BLK**	**STL**	**PTS**	**AVG**
at Cincinnati	11/09/2021	*	13:40	0-5	.000	0-2	.000	0-0	.000	0	0	0	0.0	3	1	1	0	1	0	0.0
IUPUI	11/11/2021	*	17:03	2-2	1.000	0-0	.000	1-2	.500	0	1	1	0.5	0	0	0	0	0	5	2.5
at Belmont	11/13/2021	*	16:22	2-8	.250	0-1	.000	0-0	.000	2	1	3	1.3	2	0	1	0	2	4	3.0
UCF	11/20/2021		03:47	0-0	.000	0-0	.000	0-0	.000	0	1	1	1.3	0	0	1	0	0	0	2.3
vs Rice	11/22/2021		08:42	3-3	1.000	0-0	.000	3-4	.750	0	1	1	1.2	2	0	0	0	1	9	3.6
vs Vermont	11/23/2021	*	22:38	1-5	.200	0-0	.000	0-1	.000	2	2	4	1.7	2	0	3	0	0	2	3.3
vs Akron	11/24/2021		09:22	1-2	.500	0-1	.000	0-0	.000	0	1	1	1.6	3	0	0	0	0	2	3.1
at Eastern Ill.	11/28/2021	*	21:45	1-5	.200	0-2	.000	0-0	.000	1	4	5	2.0	2	0	1	2	0	2	3.0
Southern Ill.	12/01/2021		25:41	1-3	.333	0-0	.000	0-0	.000	0	0	0	1.8	1	2	0	0	0	2	2.9
Tennessee Tech	12/04/2021		04:39	0-1	.000	0-1	.000	0-0	.000	0	1	1	1.7	0	0	0	0	0	0	2.6
at Southeast Mo. St.	12/08/2021		02:01	0-1	.000	0-0	.000	0-2	.000	0	0	0	1.5	0	0	0	0	0	0	2.4
Totals		**5**	**145:40**	**11-35**	**.314**	**0-7**	**.000**	**4-9**	**.444**	**5**	**12**	**17**	**1.5**	**15**	**3**	**7**	**2**	**4**	**26**	**2.4**

Player Averages

Games Played	Minutes/ game	Points/ game	FG Pct	3FG Pct	FT Pct	Rebounds/ game	Assists/ game	Turnovers/ game	Assist/Turnover ratio	Steals/ game	Blocks/ game
11	13.2	2.4	31.4	0.0	44.4	1.5	0.3	0.6	0.4	0.4	0.2

Career/Season Highs

CAREER HIGHS

Points: 17 (1/17/21 at Bradley)
FG: 6 (2/21/21 at Drake)
FGA: 11 (2/21/21 at Drake)
3-Pt FG: 1 (4x)
3-Pt FGA: 3 (2x)
FT: 6 (1/17/21 at Bradley)
FTA: 11 (1/17/21 at Bradley)
Rebounds: 7 (1/17/21 at Bradley)
Assists: 2 (2/6/21 at Loyola)
Steals: 2 (11/13/21 at Belmont)
Blocked Shots: 2 (Multiple)
Minutes Played: 28 (1/17/21 at Bradley)

SEASON HIGHS

Points: 9 (11/22/21 vs. Rice)
FG: 3 (11/22/21 vs. Rice)
FGA: 8 (11/13/21 at Belmont)
3-Pt FG:
3-Pt FGA: 2 (2x)
FT: 3 (11/22/21 vs. Rice)
FTA: 4 (11/22/21 vs. Rice)
Rebounds: 5 (11/18/21 at Eastern Illinois)
Assists: 1 (11/9/21 at Cincinnati)
Steals: 2 (11/13/21 at Belmont)
Blocked Shots: 2 (11/18/21 at Eastern Illinois)
Minutes Played: 25:41 (12/1/21 vs. Southern Illinois)

Notes

2021-22: Was 5-8 from the line with 7 points in exhibition opener against Mount St. Joseph seeing 21 minutes of action...hit back-to-back baskets on his way to 5 points vs. IUPUI...scored season high of 9 points vs. Rice...was 3-for-3 from the field and 3-of-4 from the line...added 4 rebounds against Vermont before setting season mark with 5 at EIU...added two blocks in win over the Panthers... started season 10-of-18 shooting, has gone 4-for-17 since.

Last 5 Games

Points per game	0.7
FG%:	20.0%
3FG%:	0.00%
Free Throw %	0.00%
Rebound Per Game	0.3
Assists	2
Turnovers	0
Blocked Shots	0
Steals	0
Minutes Per Game	10.8

ENARUNA'S CAREER STATISTICS

ENARUNA, Iyen

				Field Goals		3-Point		F-Throws		Rebounds									Scoring	
SEASON	**TEAM**	**GP-GS**	**MIN/AVG**	**FG-FGA**	**FG%**	**3FG-3FGA**	**3FG%**	**FT-FTA**	**FT%**	**OFF**	**DEF**	**TOT**	**AVG**	**PF-FO**	**A**	**TO**	**BLK**	**STL**	**PTS**	**AVG**
2020-21	Evans	25-1	331/13.3	42-85	.494	4-16	.250	26-38	.684	24	31	55	2.2	36-2	8	22	9	5	114	4.6
2021-22	Evans	11-5	146/13.2	11-35	.314	0-7	.000	4-9	.444	5	12	17	1.5	15-0	3	7	2	4	26	2.4
TOTAL		**36-6**	**477/13.3**	**53-120**	**.442**	**4-23**	**.174**	**30-47**	**.638**	**29**	**43**	**72**	**2.0**	**51-2**	**11**	**29**	**11**	**9**	**140**	**3.9**

2021-22 Evansville Men's Basketball



34 Antoine Smith Jr.

Forward - 6-7 - Junior

Westerville, Ohio - Collin (Texas) CC

GAME-BY-GAME STATISTICS

#34 SMITH JR., Antoine

				Total		3-Pointers		Free throws		Rebounds										
Opponent	**Date**	**GS**	**MIN**	**FG-FGA**	**PCT**	**3FG-3FGA**	**PCT**	**FT-FTA**	**PCT**	**OFF**	**DEF**	**TOT**	**AVG**	**PF**	**A**	**TO**	**BLK**	**STL**	**PTS**	**AVG**
at Cincinnati	11/09/2021		28:37	1-4	.250	1-2	.500	0-0	.000	0	2	2	2.0	3	0	2	0	0	3	3.0
IUPUI	11/11/2021		20:31	0-1	.000	0-1	.000	0-0	.000	0	3	3	2.5	2	1	0	0	1	0	1.5
at Belmont	11/13/2021	*	18:00	0-3	.000	0-2	.000	0-0	.000	0	2	2	2.3	1	1	1	0	0	0	1.0
DePauw	11/16/2021		07:08	1-1	1.000	1-1	1.000	0-0	.000	0	0	0	1.8	0	0	1	0	0	3	1.5
UCF	11/20/2021		20:37	3-6	.500	1-4	.250	0-0	.000	1	3	4	2.2	3	1	1	0	0	7	2.6
vs Rice	11/22/2021	*	40:18	9-9	1.000	6-6	1.000	0-0	.000	2	1	3	2.3	2	0	0	0	1	24	6.2
vs Vermont	11/23/2021	*	32:04	1-6	.167	0-4	.000	2-2	1.000	0	3	3	2.4	2	2	1	0	0	4	5.9
vs Akron	11/24/2021	*	36:11	6-10	.600	3-6	.500	1-2	.500	0	2	2	2.4	4	0	1	0	0	16	7.1
at Eastern Ill.	11/28/2021	*	36:24	3-7	.429	2-5	.400	2-2	1.000	1	1	2	2.3	2	2	1	0	0	10	7.4
Southern Ill.	12/01/2021	*	14:36	1-2	.500	1-2	.500	0-0	.000	0	0	0	2.1	1	1	2	0	0	3	7.0
Tennessee Tech	12/04/2021	*	26:15	4-6	.667	4-6	.667	0-0	.000	0	1	1	2.0	1	1	1	2	0	12	7.5
at Southeast Mo. St.	12/08/2021	*	19:09	3-4	.750	0-1	.000	0-0	.000	0	2	2	2.0	4	1	1	0	0	6	7.3
at UNI	01/02/2022	*	12:54	1-2	.500	0-1	.000	0-0	.000	0	0	0	1.8	3	1	1	0	0	2	6.9
Drake	01/08/2022		06:22	0-1	.000	0-0	.000	0-0	.000	0	1	1	1.8	2	0	0	0	0	0	6.4
Totals		**9**	**319:06**	**33-62**	**.532**	**19-41**	**.463**	**5-6**	**.833**	**4**	**21**	**25**	**1.8**	**30**	**11**	**13**	**2**	**2**	**90**	**6.4**

Player Averages

Games Played	Minutes/ game	Points/ game	FG Pct	3FG Pct	FT Pct	Rebounds/ game	Assists/ game	Turnovers/ game	Assist/Turnover ratio	Steals/ game	Blocks/ game
14	22.8	6.4	53.2	46.3	83.3	1.8	0.8	0.9	0.8	0.1	0.1

Career/Season Highs

CAREER HIGHS

Points: 24 (11/22/21 vs. Rice)
FG: 9 (11/22/21 vs. Rice)
FGA: 10 (11/24/21 vs. Akron)
3-Pt FG: 6 (11/22/21 vs. Rice)
3-Pt FGA: 6 (2x)
FT: 2 (2x)
FTA: 2 (3x)
Rebounds: 4 (11/20/21 vs. UCF)
Assists: 2 (2x)
Steals: 1 (2x)
Blocked Shots: 2 (12/4/21 vs. Tennessee Tech)
Minutes Played: 40:18 (11/22/21 vs. Rice)

SEASON HIGHS

Points: 24 (11/22/21 vs. Rice)
FG: 9 (11/22/21 vs. Rice)
FGA: 10 (11/24/21 vs. Akron)
3-Pt FG: 6 (11/22/21 vs. Rice)
3-Pt FGA: 6 (2x)
FT: 2 (2x)
FTA: 2 (3x)
Rebounds: 4 (11/20/21 vs. UCF)
Assists: 2 (2x)
Steals: 1 (2x)
Blocked Shots: 2 (12/4/21 vs. Tennessee Tech)
Minutes Played: 40:18 (11/22/21 vs. Rice)

Notes

2021-22: Named MVC Newcomer of the Week on 11/29/21...averaged 10.5 PPG in two exhibition games...played over 28 minutes at Cincinnati and scored three points...erupted for 24 points on a perfect 9-for-9 shooting day against Rice...was 6-for-6 from outside... averaged 14.7 points in three games at Gulf Coast Showcase...hit 16 of last 31 3-pointers (started the season 3-for-10)...shooting 59.3% over last 11 contests (began the year 1-of-8).

Last 5 Games

Points per game	4.6
FG%:	60.0%
3FG%:	50.0%
Free Throw %	-
Rebound Per Game	0.8
Assists	4
Turnovers	5
Blocked Shots	2
Steals	0
Minutes Per Game	15.9

SMITH'S CAREER STATISTICS

SMITH JR., Antoine

				Field Goals		3-Point		F-Throws		Rebounds									Scoring	
SEASON	**TEAM**	**GP-GS**	**MIN/AVG**	**FG-FGA**	**FG%**	**3FG-3FGA**	**3FG%**	**FT-FTA**	**FT%**	**OFF**	**DEF**	**TOT**	**AVG**	**PF-FO**	**A**	**TO**	**BLK**	**STL**	**PTS**	**AVG**
2021-22	Evans	14-9	319/22.8	33-62	.532	19-41	.463	5-6	.833	4	21	25	1.8	30-0	11	13	2	2	90	6.4
TOTAL		**14-9**	**319/22.8**	**33-62**	**.532**	**19-41**	**.463**	**5-6**	**.833**	**4**	**21**	**25**	**1.8**	**30-0**	**11**	**13**	**2**	**2**	**90**	**6.4**

2021-22 Evansville Men's Basketball

44 Trey Hall

Forward - 6-9 - Sophomore

Willimantic, Conn. - Link Year (Mo.) Prep

GAME-BY-GAME STATISTICS

Career/Season Highs

CAREER HIGHS

Points: 9 (11/25/20 at Louisville)
FG: 3 (2x)
FGA: 14 (11/27/20 vs. Prairie View A&M)
3-Pt FG: 2 (3x)
3-Pt FGA: 5 (11/27/20 vs. Prairie View A&M)
FT: 3 (2x)
FTA: 5 (11/25/20 at Louisville)
Rebounds: 8 (11/27/20 vs. Prairie View A&M)
Assists: 1 (3x)
Steals: 2 (12/15/20 vs. SEMO)
Blocked Shots: 1 (1/16/21 at Bradley)
Minutes Played: 29 (11/27/20 vs. Prairie View A&M)

SEASON HIGHS

Points:
FG:
FGA:
3-Pt FG:
3-Pt FGA:
FT:
FTA:
Rebounds:
Assists:
Steals:
Blocked Shots:
Minutes Played:

Notes

2021-22: Redshirting in 2021-22.

Last 5 Games

Points per game
FG%:
3FG%:
Free Throw %
Rebound Per Game
Assists
Turnovers
Blocked Shots
Steals
Minutes Per Game

HALL'S CAREER STATISTICS

HALL, Trey

				Field Goals		3-Point		F-Throws		Rebounds									Scoring	
SEASON	TEAM	GP-GS	MIN/AVG	FG-FGA	FG%	3FG-3FGA	3FG%	FT-FTA	FT%	OFF	DEF	TOT	AVG	PF-FO	A	TO	BLK	STL	PTS	AVG
2020-21	Evans	19-3	180/9.5	13-45	.289	9-24	.375	8-14	.571	6	15	21	1.1	20-0	4	9	1	4	43	2.3
TOTAL		**19-3**	**180/9.5**	**13-45**	**.289**	**9-24**	**.375**	**8-14**	**.571**	**6**	**15**	**21**	**1.1**	**20-0**	**4**	**9**	**1**	**4**	**43**	**2.3**

2021-22 Evansville Men's Basketball

EX — UE vs. Mount St. Joseph - Oct. 30, 2021
Ford Center | Evansville, Ind.

Official Basketball Box Score - Final
Mt. St. Joseph at Evansville
10/30/21 Ford Center, Evansville
2021-22 Men's Basketball

Game Time: 1:00 PM
Game Duration: 1:40
Attendance: 3,159

Officials: Gene Grimshaw, Cody Crum, Chris Fuller

Mt. St. Joseph - 45 — **Record: 0-0**

NO.	Name		Min	FG M-A	3P M-A	FT M-A	Rebounds OR	DR	TOT	Fouls PF	FD	TP	AS	TO	ST	Blocks BS	BA	+/-
1	Devin Young	F	20:30	3-10	1-5	0-0	0	5	5	2	0	7	1	1	0	0	0	-19
2	Tanner Clos	G	19:42	0-2	0-0	0-0	0	1	1	1	0	0	0	0	0	0	1	-15
3	Willard Cluxton	G	18:14	1-3	0-1	0-0	0	2	2	3	0	2	1	0	0	0	0	-9
23	Brady Thomas	G	18:23	1-5	1-2	0-2	0	0	0	2	1	3	1	0	0	0	1	-18
24	David Luers	G	20:30	2-5	1-1	3-3	1	3	4	3	3	8	1	2	0	0	0	-19
0	Dayne Gardner		13:20	0-0	0-0	2-2	1	2	3	2	1	2	0	2	0	0	0	-11
5	Alex Totton		13:20	0-1	0-0	0-0	0	0	0	1	0	0	2	2	0	0	0	-11
30	Evan Wiehe		16:04	1-5	0-3	0-0	0	1	1	1	0	2	0	1	1	0	0	-12
34	Spencer Kinnett		20:18	3-4	0-0	1-3	0	1	1	0	2	7	0	0	0	0	1	-14
41	Kris McClure		16:04	4-8	0-3	0-0	2	2	4	0	1	8	0	1	0	0	1	-12
10	Josh Batte		10:33	0-2	0-1	0-0	0	1	1	1	1	0	0	1	0	0	1	-10
31	Michael Mckenzie		02:44	0-0	0-0	0-0	0	0	0	0	0	0	0	0	0	0	0	-1
11	Oakley Burba		03:26	2-2	0-0	0-0	0	0	0	1	0	4	1	0	0	0	0	2
13	Cam Decker		03:26	1-1	0-0	0-0	0	0	0	0	0	2	0	0	0	0	0	2
21	Jack Kolar		03:26	0-0	0-0	0-0	0	1	1	0	0	0	0	0	0	0	0	2
Team							1	1	2			0		2				
Totals				18-48	3-16	6-10	5	20	25	17	9	45	7	12	1	0	5	-29

Technical Fouls: NONE

Shooting By Period		
1st FG%	8-24	33.3%
3PT%	2-10	20.0%
FT%	4-5	80%
2nd FG%	10-24	41.7%
3PT%	1-6	16.7%
FT%	2-5	40%
GM FG%	18-48	37.5%
3PT%	3-16	18.8%
FT%	6-10	60.0%

Dead Ball Rebounds: 1, 0

Evansville - 74 — **Record: 0-0**

NO.	Name		Min	FG M-A	3P M-A	FT M-A	Rebounds OR	DR	TOT	Fouls PF	FD	TP	AS	TO	ST	Blocks BS	BA	+/-
10	Evan Kuhlman	F	24:26	1-2	0-1	0-0	0	4	4	0	0	2	1	0	2	4	0	7
31	Iyen Enaruna	F	21:04	1-4	0-2	5-8	2	2	4	0	5	7	1	0	0	0	0	5
34	Antoine Smith Jr.	F	26:30	4-11	3-9	2-2	0	3	3	2	1	13	0	1	1	0	0	21
5	Shamar Givance	G	21:31	5-11	1-4	3-3	0	5	5	1	2	14	5	0	0	0	0	18
30	Noah Frederking	G	22:02	3-4	1-2	0-0	0	3	3	2	0	7	1	1	0	0	0	16
00	Gage Bobe		16:53	1-2	1-2	0-0	0	0	0	1	1	3	0	0	0	0	0	15
1	Emmette Page		14:09	5-6	1-1	3-5	0	1	1	0	3	14	1	2	3	0	0	9
13	Blaise Beauchamp		19:32	2-4	1-2	4-4	0	2	2	1	4	9	2	0	0	0	0	9
2	Blake Sisley		13:27	1-3	0-1	1-2	1	0	1	1	1	3	0	0	0	0	0	21
24	Preston Phillips		18:56	1-2	0-0	0-0	1	4	5	0	0	2	2	0	2	1	0	24
15	Grant Tichenor		01:30	0-0	0-0	0-0	0	0	0	1	0	0	1	0	0	0	0	0
Team							3	4	7			0		1				
Totals				24-49	8-24	18-24	7	28	35	9	17	74	14	5	8	5	0	29

Technical Fouls: NONE

Shooting By Period		
1st FG%	13-25	52.0%
3PT%	5-14	35.7%
FT%	9-11	81.8%
2nd FG%	11-24	45.8%
3PT%	3-10	30.0%
FT%	9-13	69.2%
GM FG%	24-49	49.0%
3PT%	8 21	33.3%
FT%	18-24	75.0%

Dead Ball Rebounds: 4, 0

	MSJ	EVAN
Biggest lead	1 (1 st 12:52)	31 (2 nd 3:41)
Best Scoring Run	5 (1 st 14:18)	12 (2 nd 11:11)
Lead Changes	2	
Times Tied	2	
Time with Lead	00:16	36:56

Points from	MSJ	EVAN
Turnovers	4	17
Paint	22	30
Second Chance	8	8
Fast Breaks	7	13
Bench	26	31

Period by Period Scoring	1st	2nd	TOT
MSJ	22	23	45
EVAN	40	34	74

by Genius Sports

EX — UE vs. Kentucky Wesleyan - Nov. 4, 2021
Ford Center | Evansville, Ind.

Official Basketball Box Score - Final
Ky. Wesleyan at Evansville
11/04/21 Ford Center, Evansville
2021-22 Men's Basketball

Game Time: 6:00 PM
Game Duration: 1:51
Attendance: 2,915

Officials: Steve Divine, Bart Lenox, Boyd Copeland

Ky. Wesleyan - 64 — **Record: 0-0**

NO.	Name		Min	FG M-A	3P M-A	FT M-A	Rebounds OR	DR	TOT	Fouls PF	FD	TP	AS	TO	ST	Blocks BS	BA	+/-
21	Jomel Boyd	F	33:23	7-15	2-3	4-6	5	7	12	3	5	20	0	0	0	0	1	4
30	Ben Sisson	F	26:39	5-7	0-0	2-2	2	3	5	1	3	12	1	1	1	2	0	1
0	Antonio Thomas	G	27:03	2-5	0-1	1-1	1	3	4	3	1	5	1	2	0	0	2	-1
2	Wyatt Battaile	G	34:11	5-14	1-4	5-8	0	2	2	0	5	16	2	2	2	3	1	-5
5	Jordan Roland	G	18:26	0-5	0-2	2-2	0	2	2	3	3	2	2	0	2	0	0	-9
4	Jamil Wilson		17:18	3-6	0-1	0-0	0	2	2	5	0	6	1	1	0	0	0	-3
11	AJ Youngman		18:43	1-4	1-4	0-0	0	4	4	1	0	3	0	1	0	0	0	-12
20	Sasha Sukhanov		07:34	0-1	0-1	0-0	0	0	0	3	0	0	0	0	0	0	0	-14
1	Kaeveon Mitchell		10:21	0-1	0-1	0-0	0	1	1	1	0	0	0	1	0	0	0	-15
12	Edward Jones Jr.		05:58	0-0	0-0	0-0	0	1	1	0	1	0	0	0	0	1	0	4
14	Keegan Brewer		00:24	0-1	0-1	0-0	0	0	0	0	0	0	0	0	0	0	0	0
Team							2	1	3				0		0			
Totals				23-59	4-18	14-19	10	26	36	20	18	64	7	8	5	6	4	-10

Technical Fouls: NONE

Shooting By Period		
1st FG%	10-29	34.5%
3PT%	1-6	16.7%
FT%	4-4	100%
2nd FG%	13-30	43.3%
3PT%	3-12	25.0%
FT%	10-15	66.7%
GM FG%	23-59	39.0%
3PT%	4-18	22.2%
FT%	14-19	73.7%

Dead Ball Rebounds: 1, 0

Evansville - 74 — **Record: 0-0**

NO.	Name		Min	FG M-A	3P M-A	FT M-A	Rebounds OR	DR	TOT	Fouls PF	FD	TP	AS	TO	ST	Blocks BS	BA	+/-
10	Evan Kuhlman	F	32:32	4-7	3-6	1-1	0	8	8	4	3	12	2	0	1	2	0	9
31	Iyen Enaruna	F	15:47	2-5	0-0	1-3	1	1	2	0	2	5	0	0	0	0	3	-2
3	Jawaun Newton	G	12:02	0-5	0-1	2-2	2	1	3	1	1	2	1	0	0	1	1	-2
5	Shamar Givance	G	24:51	3-7	1-3	9-10	1	5	6	4	6	16	4	3	0	0	1	11
30	Noah Frederking	G	29:33	4-5	2-3	0-0	0	5	5	3	1	10	1	2	0	0	0	7
00	Gage Bobe		10:13	1-2	1-1	0-0	0	0	0	1	0	3	1	1	1	0	0	1	8
13	Blaise Beauchamp		24:59	5-8	2-4	3-5	0	2	2	1	4	15	1	2	2	1	0	5
24	Preston Phillips		17:04	0-1	0-0	0-0	0	2	2	2	1	0	2	0	1	0	0	3
34	Antoine Smith Jr.		25:19	3-6	2-4	0-0	0	5	5	2	2	8	3	0	0	0	0	9
2	Blake Sisley		03:50	1-1	1-1	0-0	0	0	0	0	0	3	0	0	0	0	0	1
11	Emmette Page		03:50	0-2	0-1	0-0	0	0	0	0	0	0	0	0	0	0	0	0
Team							1	0	1				0		2			
Totals				23-49	12-24	16-21	5	29	34	18	20	74	15	10	4	4	6	10

Technical Fouls: NONE

Shooting By Period		
1st FG%	9-24	37.5%
3PT%	6-12	50.0%
FT%	5-8	62.5%
2nd FG%	14-25	56.0%
3PT%	6-12	50.0%
FT%	11-13	84.6%
GM FG%	23-49	46.9%
3PT%	12-24	50.0%
FT%	16-21	76.2%

Dead Ball Rebounds: 0, 1

	KWC	EVANS
Biggest lead	0 (1 st 20:00)	13 (1 st 11:36)
Best Scoring Run	10 (1 st 1.31)	9 (1 st 16.16)
Lead Changes	0	
Times Tied	2	
Time with Lead	00:00	38:33

Points from	KWC	EVANS
Turnovers	13	11
Paint	36	22
Second Chance	10	5
Fast Breaks	10	7
Bench	9	29

Period by Period Scoring	1st	2nd	TOT
KWC	25	39	64
EVANS	29	45	74

by Genius Sports

1 — UE at Cincinnati - Nov. 9, 2021
Fifth Third Arena | Cincinnati, Ohio

Official Basketball Box Score - Final
Evansville at Cincinnati
11/09/21 Fifth Third Arena, Cincinnati, Ohio
Cincinnati vs. Evansville

Game Time: 7:00 PM
Game Duration: 1:57

Officials: Sean Casady, Devyn Page, Michael Wallace

Evansville - 43 — **Record: 0-1**

NO.	Name		Min	FG M-A	3P M-A	FT M-A	Rebounds OR	DR	TOT	Fouls PF	FD	TP	AS	TO	ST	Blocks BS	BA	+/-
10	Evan Kuhlman	F	32:01	4-12	3-9	0-0	0	6	6	1	2	11	1	1	0	0	0	-14
31	Iyen Enaruna	F	13:40	0-5	0-2	0-0	0	0	0	3	1	0	1	1	1	0	1	-5
3	Jawaun Newton	G	22:30	2-4	0-2	1-2	1	4	5	4	2	5	1	2	1	0	0	-6
5	Shamar Givance	G	30:10	2-9	0-2	3-7	0	4	4	1	6	7	5	3	1	0	1	-8
30	Noah Frederking	G	32:26	2-5	2-3	0-0	1	7	8	1	1	6	0	1	2	0	1	-9
13	Blaise Beauchamp		24:38	3-10	1-6	4-5	0	4	4	1	5	11	0	1	0	1	0	-23
34	Antoine Smith Jr.		28:37	1-4	1-2	0-0	0	2	2	3	0	3	0	2	0	0	1	-13
24	Preston Phillips		09:26	0-5	0-0	0-0	3	0	3	0	0	0	0	0	0	0	2	-17
00	Gage Bobe		05:13	0-0	0-0	0-0	0	0	0	0	0	0	0	0	1	0	0	-10
2	Blake Sisley		01:19	0-0	0-0	0-0	0	0	0	0	0	0	0	0	0	0	0	-5
Team							1	2				0		3				
Totals				14-54	7-26	8-14	6	28	34	14	17	43	8	15	5	1	6	-22

Technical Fouls: NONE

Shooting By Period		
1st FG%	7-27	25.9%
3PT%	4-14	28.6%
FT%	4-6	66.7%
2nd FG%	7-27	25.9%
3PT%	3-12	25.0%
FT%	4-8	50%
GM FG%	14-54	25.9%
3PT%	7-26	26.9%
FT%	8-14	57.1%

Dead Ball Rebounds: 5, 0

Cincinnati - 65 — **Record: 1-0**

NO.	Name		Min	FG M-A	3P M-A	FT M-A	Rebounds OR	DR	TOT	Fouls PF	FD	TP	AS	TO	ST	Blocks BS	BA	+/-
00	Abdul Ado	F	11:08	0-2	0-0	1-2	1	0	1	2	2	1	0	0	0	0	0	4
5	David DeJulius	G	24:38	4-9	0-2	1-2	0	7	7	3	3	9	7	2	1	0	0	5
15	John Newman III	G	23:58	2-6	0-1	0-0	0	1	1	3	0	4	0	0	0	0	0	16
23	Mika Adams-Woods	G	26:58	1-4	0-2	2-2	0	1	1	2	1	4	4	0	1	0	1	7
24	Jeremiah Davenport	G	24:15	3-8	3-8	2-2	1	7	8	0	3	11	0	2	0	1	0	24
33	Ody Oguama		15:48	3-5	0-0	1-2	3	0	3	0	1	7	0	1	0	1	0	3
3	Mike Saunders Jr.		17:24	3-5	0-0	0-3	0	1	1	4	2	6	2	1	1	0	0	12
30	Viktor Lakhin		15:32	3-4	0-1	1-4	1	6	7	1	2	7	0	2	2	1	0	-3
45	Mason Madsen		16:15	3-9	3-8	0-0	0	5	5	0	0	9	1	0	0	1	0	23
25	Hayden Koval		13:17	2-2	0-0	0-0	0	3	3	1	0	4	0	0	0	2	0	16
32	Jarrett Hensley		06:49	0-0	0-0	0-0	0	1	1	1	0	0	0	1	0	0	0	-1
2	A.J. McGinnis		03:58	1-1	1-1	0-0	0	1	1	0	0	3	0	0	0	0	0	4
Team							0	2	2			0		0				
Totals				25-55	7-23	8-17	6	35	41	17	14	65	14	9	5	6	1	22

Technical Fouls: NONE

Shooting By Period		
1st FG%	12-27	44.4%
3PT%	5-12	41.7%
FT%	2-8	25%
2nd FG%	13-28	46.4%
3PT%	2-11	18.2%
FT%	6-9	66.7%
GM FG%	25-55	45.5%
3PT%	7-23	30.4%
FT%	8-17	47.1%

Dead Ball Rebounds: 5, 0

	EVA	CIN
Biggest lead	3 (1 st 13:24)	22 (2nd 0:39)
Best Scoring Run	6(2nd 2:18)	12(1st 4:00)
Lead Changes	3	
Times Tied	5	
Time with Lead	04:05	30:42

Points from	EVA	CIN
Turnovers	5	17
Paint	10	32
Second Chance	0	7
Fast Breaks	1	13
Bench	14	36

Period by Period Scoring	1st	2nd	TOT
EVA	22	21	43
CIN	31	34	65

LIVESTATS BY GENIUS SPORTS

2 — UE vs. IUPUI - Nov. 11, 2021
Ford Center | Evansville, Ind.

Official Basketball Box Score - Final
IUPUI at Evansville
11/11/21 Ford Center, Evansville
2021-22 Men's Basketball

Game Time: 6:00 PM
Game Duration: 1:50
Attendance: 3,145

Officials: James Breeding, Tyler Kumpf, Amy Bonner

IUPUI - 40 — **Record: 0-2**

NO.	Name		Min	FG M-A	3P M-A	FT M-A	Rebounds OR	DR	TOT	Fouls PF	FD	TP	AS	TO	ST	Blocks BS	BA	+/-
24	Jonah Carrasco	F	12:38	3-4	0-0	1-1	0	1	1	2	1	7	0	0	0	0	0	-4
00	B.J. Maxwell	G	30:42	3-13	0-2	2-3	2	2	4	4	2	8	0	1	1	1	0	-23
1	KJ Pruitt	G	26:09	1-2	0-0	2-4	0	0	0	1	3	4	0	3	1	0	1	-7
5	Nathan McClure	G	29:17	2-6	1-3	0-0	0	3	3	3	1	5	1	0	0	0	0	-4
25	Boston Stanton III	G	21:15	1-6	1-4	0-0	0	3	3	1	0	3	1	2	0	0	0	-22
10	Mike DePersia		18:43	1-2	0-0	0-0	0	2	2	5	0	2	3	1	1	0	0	1
4	Bakari LaStrap		13:29	3-7	0-0	0-0	0	2	2	0	1	6	1	3	1	0	1	-3
12	Azariah Seay		11:41	0-3	0-3	0-0	0	1	1	1	1	0	0	2	0	0	0	-19
23	Chuks Isitua		13:14	1-2	0-0	0-2	0	1	1	1	1	2	0	2	0	0	0	-8
2	Bobby Harvey		18:47	1-2	1-2	0-0	1	2	3	1	0	3	1	1	0	0	0	-5
33	Dimitar Pandev		04:05	0-1	0-0	0-0	0	1	1	0	0	0	0	0	0	0	0	-6
Team							3	2	5			0		0				
Totals				16-48	3-14	5-10	6	20	26	19	10	40	7	15	4	1	2	-20

Technical Fouls: NONE

Shooting By Period		
1st FG%	9-21	42.9%
3PT%	1-4	25.0%
FT%	0-0	0%
2nd FG%	7-27	25.9%
3PT%	2-10	20.0%
FT%	5-10	50%
GM FG%	16-48	33.3%
3PT%	3-14	21.4%
FT%	5-10	50.0%

Dead Ball Rebounds: 1, 0

Evansville - 60 — **Record: 1-1**

NO.	Name		Min	FG M-A	3P M-A	FT M-A	Rebounds OR	DR	TOT	Fouls PF	FD	TP	AS	TO	ST	Blocks BS	BA	+/-
10	Evan Kuhlman	F	28:30	4-7	3-5	2-2	0	4	4	2	1	13	2	1	2	1	0	17
31	Iyen Enaruna	F	17:03	2-2	0-0	1-2	0	1	1	0	2	5	0	0	0	0	0	8
3	Jawaun Newton	G	34:19	3-8	1-4	5-6	0	4	4	2	4	12	2	3	1	1	0	15
5	Shamar Givance	G	31:10	5-11	1-4	5-8	0	7	7	1	9	16	1	4	3	0	1	18
30	Noah Frederking	G	09:11	0-1	0-1	0-0	0	0	0	0	0	0	1	0	1	0	0	5
34	Antoine Smith Jr.		20:31	0-1	0-1	0-0	0	3	3	2	0	0	1	0	1	0	0	13
13	Blaise Beauchamp		24:11	3-6	1-3	5-6	1	4	5	1	3	12	0	3	2	0	0	12
24	Preston Phillips		21:08	1-1	0-0	0-0	1	4	5	1	0	2	0	0	2	0	0	6
11	Emmette Page		03:09	0-0	0-0	0-0	0	0	0	0	0	0	0	0	0	0	0	-3
00	Gage Bobe		10:48	0-1	0-1	0-0	0	0	0	1	0	0	0	1	0	0	0	9
Team							1	3	4			0		1				
Totals				18-38	6-19	18-24	3	30	33	10	19	60	7	13	12	2	1	20

Technical Fouls: NONE

Shooting By Period		
1st FG%	7-21	33.3%
3PT%	3-12	25.0%
FT%	6-8	75%
2nd FG%	11-17	64.7%
3PT%	3-7	42.9%
FT%	12-16	75%
GM FG%	18-38	47.4%
3PT%	6-19	31.6%
FT%	18-24	75.0%

Dead Ball Rebounds: 3, 0

	IUPUI	EVANS
Biggest lead	0 (1 st 20:00)	22 (2nd 0:29)
Best Scoring Run	4(1 st 16:05)	11(2nd 12:13)
Lead Changes	0	
Times Tied	0	
Time with Lead	00:00	38:33

Points from	IUPUI	EVANS
Turnovers	8	16
Paint	24	22
Second Chance	8	2
Fast Breaks	9	5
Bench	13	14

Period by Period Scoring	1st	2nd	TOT
IUPUI	19	21	40
EVANS	23	37	60

LIVESTATS BY GENIUS SPORTS

#FORTHEAces

2021-22 Evansville Men's Basketball

3 UE at Belmont - Nov. 13, 2021
Curb Event Center | Nashville, Tenn.

Official Basketball Box Score - Final
Evansville at Belmont
11/13/21 Curb Event Center, Nashville
2021-22 Men's Basketball

Game Time: 4:00 PM
Game Duration: 1:47
Attendance: 2,421

Officials: John St. Clair, Shane Staggs, Mick Fieldbinder

Evansville - 43 Record: 1-2

NO.	Name		Min	FG M-A	3P M-A	FT M-A	Rebounds OR	DR	TOT	Fouls PF	FD	TP	AS	TO	ST	Blocks BS	BA	+/-
10	Evan Kuhlman	F	26:25	0-8	0-6	1-2	1	1	2	3	3	1	1	1	2	1	0	-28
31	Iyen Enaruna	F	16:22	2-8	0-1	0-0	2	1	3	2	0	4	0	1	2	0	2	-7
34	Antoine Smith Jr.	F	18:00	0-3	0-2	0-0	0	2	2	1	0	0	1	1	0	0	0	-19
3	Jawaun Newton	G	29:36	3-11	2-6	2-2	2	4	6	2	6	10	1	1	0	0	1	-32
5	Shamar Givance	G	31:50	5-7	4-6	3-4	0	3	3	1	3	17	1	4	1	0	1	-36
13	Blaise Beauchamp		15:57	3-5	3-4	0-0	0	2	2	0	1	9	0	1	0	0	1	-15
00	Gage Bobe		26:14	0-2	0-2	0-0	0	2	2	2	1	0	1	1	0	0	0	-17
24	Preston Phillips		24:41	1-2	0-1	0-0	1	2	3	2	0	2	2	1	1	0	0	-19
11	Emmette Page		03:26	0-3	0-2	0-0	0	1	1	1	0	0	0	1	0	0	0	-5
2	Blake Sisley		07:29	0-2	0-2	0-0	0	0	0	0	0	0	1	2	0	0	0	-12
Team							0	2	2			0		6				
Totals				14-51	9-32	6-8	6	20	26	14	14	43	8	20	6	1	5	-38

Technical Fouls::NONE

Shooting By Period		
1st FG%	5-26	19.2%
3PT%	3-15	20.0%
FT%	1-2	50%
2nd FG%	9-25	36.0%
3PT%	6-17	35.3%
FT%	5-6	83.3%
GM FG%	14-51	27.5%
3PT%	9-32	28.1%
FT%	6-8	75.0%

Dead Ball Rebounds: 4, 0

Belmont - 81 Record: 1-1

NO.	Name		Min	FG M-A	3P M-A	FT M-A	Rebounds OR	DR	TOT	Fouls PF	FD	TP	AS	TO	ST	Blocks BS	BA	+/-
11	Michael Shanks	F	14:29	1-3	1-2	0-0	1	1	2	1	1	3	1	1	0	0	0	21
33	Nick Muszynski	C	20:26	4-6	0-1	2-2	1	4	5	0	3	10	3	1	0	1	0	13
2	Grayson Murphy	G	26:40	6-7	2-3	2-4	1	5	6	2	3	16	5	1	5	1	0	25
3	Luke Smith	G	22:57	3-7	1-5	0-0	0	5	5	0	1	7	5	2	1	0	0	30
22	Ben Sheppard	G	24:34	4-11	2-5	1-1	1	2	3	1	1	11	0	1	0	0	1	28
20	Tate Pierson		13:53	2-4	2-4	0-0	1	0	1	1	0	6	1	0	0	0	0	18
24	JaCobi Wood		20:55	0-5	0-3	1-2	0	1	1	3	1	1	2	3	1	0	0	15
25	Frank Jakubicek		10:16	2-2	0-0	0-0	1	1	2	0	0	4	0	0	1	1	0	8
4	Will Richard		20:13	4-5	2-3	1-3	2	4	6	4	2	11	0	1	1	1	0	19
0	Even Brauns		08:24	1-2	0-0	0-2	2	2	4	0	1	2	2	0	0	1	0	14
5	EJ Bellinger		10:18	3-6	1-3	0-0	1	1	2	2	0	7	0	0	1	0	0	0
21	Derek Sabin		06:55	1-1	0-0	1-1	0	2	2	0	1	3	0	2	0	0	0	-1
Team							1	1	2			0		0				
Totals				31-59	11-29	8-15	12	29	41	14	14	81	19	12	10	5	1	38

Technical Fouls::NONE

Shooting By Period		
1st FG%	12-27	44.4%
3PT%	5-13	38.5%
FT%	5-11	45.5%
2nd FG%	19-32	59.4%
3PT%	6-16	37.5%
FT%	3-4	75%
GM FG%	31-59	52.5%
3PT%	11-29	37.9%
FT%	8-15	53.3%

Dead Ball Rebounds: 3, 0

	EVA	BEL
Biggest lead	0 (1st 20:00)	46 (2nd 4:55)
Best Scoring Run	5(2nd 3:40)	12(1st 6:30)
Lead Changes	0	
Times Tied	1	
Time with Lead	00:00	39:20

Points from	EVA	BEL
Turnovers	8	19
Paint	8	40
Second Chance	6	17
Fast Breaks	0	7
Bench	11	34

Period by Period Scoring	1st	2nd	TOT
EVA	14	29	43
BEL	34	47	81

LIVESTATS BY GENIUS SPORTS

4 UE vs. DePauw - Nov. 16, 2021
Ford Center | Evansville, Ind.

Official Basketball Box Score - Final
DePauw at Evansville
11/16/21 Ford Center, Evansville
2021-22 Men's Basketball

Game Time: 6:00 PM
Game Duration: 1:36
Attendance: 2,894

Officials: Rick Crawford, Kelly Davis, Craig Murley

DePauw - 58 Record: 1-2

NO.	Name		Min	FG M-A	3P M-A	FT M-A	Rebounds OR	DR	TOT	Fouls PF	FD	TP	AS	TO	ST	Blocks BS	BA	+/-
45	Grant Gohmann	F	23:08	5-9	0-3	0-0	0	4	4	0	1	10	1	1	0	0	0	-8
10	Elijah Hales	G	35:06	7-13	4-7	0-0	0	2	2	0	0	18	0	0	1	0	1	-9
15	Grant Niego	G	32:58	5-9	0-2	2-2	0	4	4	3	3	12	3	1	2	0	0	-6
24	Nick Wissel	G	10:53	1-2	0-1	0-0	0	0	0	2	0	2	1	0	1	0	0	1
31	Nolan Niego	G	37:19	4-10	2-5	0-0	0	5	5	3	0	10	2	3	1	0	1	-9
20	James Havrilla		12:24	0-1	0-0	0-0	1	1	2	0	0	0	0	1	0	0	0	3
22	Ronald Johnson		26:35	1-4	0-2	0-0	0	2	2	2	1	2	2	0	0	0	1	-12
30	Camden Brown		11:38	2-3	0-0	0-1	0	2	2	0	1	4	1	1	0	0	0	-7
33	Jakob Stiglich		09:59	0-0	0-0	0-0	0	0	0	0	0	0	0	1	0	0	0	-8
Team							1	1	2			0		1				
Totals				25-51	6-20	2-3	2	21	23	10	6	58	10	9	5	0	3	-11

Technical Fouls::NONE

Shooting By Period		
1st FG%	15-29	51.7%
3PT%	5-13	38.5%
FT%	0-1	0%
2nd FG%	10-22	45.5%
3PT%	1-7	14.3%
FT%	2-2	100%
GM FG%	25-51	49.0%
3PT%	6-20	30.0%
FT%	2-3	66.7%

Dead Ball Rebounds: 0, 0

Evansville - 69 Record: 2-2

NO.	Name		Min	FG M-A	3P M-A	FT M-A	Rebounds OR	DR	TOT	Fouls PF	FD	TP	AS	TO	ST	Blocks BS	BA	+/-
10	Evan Kuhlman	F	38:06	8-13	5-7	2-3	0	3	3	1	1	23	0	0	0	2	0	15
24	Preston Phillips	F	18:20	1-1	0-0	0-0	2	4	6	2	0	2	3	2	0	0	0	8
3	Jawaun Newton	G	32:26	7-12	1-4	0-2	2	4	6	1	2	15	0	2	1	1	0	7
5	Shamar Givance	G	34:51	5-11	0-3	1-3	0	5	5	2	4	11	7	3	1	0	0	13
30	Noah Frederking	G	32:26	4-6	3-4	0-0	0	4	4	0	1	11	1	0	1	0	0	13
13	Blaise Beauchamp		13:29	2-6	0-2	0-0	1	2	3	0	1	4	1	0	1	0	0	0
34	Antoine Smith Jr.		07:08	1-1	1-1	0-0	0	0	0	0	0	3	0	1	0	0	0	-8
00	Gage Bobe		23:14	0-2	0-2	0-0	0	1	1	0	1	0	4	0	0	0	0	7
Team							0	1	1			0		0				
Totals				28-52	10-23	3-8	5	24	29	6	10	69	16	8	4	3	0	11

Technical Fouls::NONE

Shooting By Period		
1st FG%	15-28	53.6%
3PT%	4-12	33.3%
FT%	2-5	40%
2nd FG%	13-24	54.2%
3PT%	6-11	54.5%
FT%	1-3	33.3%
GM FG%	28-52	53.8%
3PT%	10-23	43.5%
FT%	3-8	37.5%

Dead Ball Rebounds: 3, 1

	DPW	EVANS
Biggest lead	7 (1st 10:02)	11 (2nd 8:34)
Best Scoring Run	5(1st 13:59)	7(2nd 14:17)
Lead Changes	8	
Times Tied	6	
Time with Lead	14:28	20:15

Points from	DPW	EVANS
Turnovers	9	9
Paint	34	28
Second Chance	0	11
Fast Breaks	2	0
Bench	6	7

Period by Period Scoring	1st	2nd	TOT
DPW	35	23	58
EVANS	36	33	69

LIVESTATS BY GENIUS SPORTS

5 UE vs. UCF - Nov. 20, 2021
Ford Center | Evansville, Ind.

Official Basketball Box Score - Final
UCF at Evansville
11/20/21 Ford Center, Evansville
2021-22 Men's Basketball

Game Time: 1:00 PM
Game Duration: 1:50
Attendance: 3,233

Officials: Gene Grimshaw, Bart Lenox, Jeff Malham

UCF - 75 Record: 4-0

NO.	Name		Min	FG M-A	3P M-A	FT M-A	Rebounds OR	DR	TOT	Fouls PF	FD	TP	AS	TO	ST	Blocks BS	BA	+/-
21	C.J. Walker	F	20:19	3-5	1-1	2-2	1	2	3	1	1	9	1	2	0	0	0	7
34	Cheikh Mbacke Diong	F	15:15	0-2	0-0	0-0	0	2	2	3	0	0	1	1	0	0	0	2
2	Darius Perry	G	24:11	5-8	3-5	2-2	1	3	4	1	2	15	2	0	1	0	0	18
13	Brandon Mahan	G	25:57	2-8	1-4	1-1	1	4	5	1	1	6	2	2	2	0	0	18
22	Darin Green Jr.	G	32:06	6-13	3-6	2-3	0	2	2	1	3	17	1	0	0	1	0	15
3	Isaiah Adams		17:53	3-5	0-1	2-2	3	3	6	2	1	8	0	5	0	0	0	1
0	Darius Johnson		15:05	1-3	0-0	0-0	0	1	1	1	2	2	1	1	0	0	0	-2
24	Dre Fuller Jr.		12:18	1-1	0-0	0-0	0	2	2	1	1	2	2	1	0	0	0	7
20	Sean Mobley		14:50	0-0	0-0	2-2	0	0	0	3	1	2	1	0	1	0	0	10
11	Tyem Freeman		18:34	4-6	1-2	2-2	2	1	3	2	1	11	2	1	0	0	0	8
1	Tony Johnson Jr.		03:32	1-2	1-1	0-0	0	1	1	0	0	3	0	0	0	0	1	-4
Team							1	2	3			0		0				
Totals				26-53	10-20	13-14	9	23	32	16	13	75	13	13	4	1	1	16

Technical Fouls::NONE

Shooting By Period		
1st FG%	13-28	46.4%
3PT%	6-11	54.5%
FT%	7-7	100%
2nd FG%	13-25	52.0%
3PT%	4-9	44.4%
FT%	6-7	85.7%
GM FG%	26-53	49.1%
3PT%	10-20	50.0%
FT%	13-14	92.9%

Dead Ball Rebounds: 1, 0

Evansville - 59 Record: 2-3

NO.	Name		Min	FG M-A	3P M-A	FT M-A	Rebounds OR	DR	TOT	Fouls PF	FD	TP	AS	TO	ST	Blocks BS	BA	+/-
10	Evan Kuhlman	F	32:28	1-6	0-2	4-4	2	4	6	2	2	6	2	1	2	0	0	-18
24	Preston Phillips	F	20:15	1-3	0-1	0-0	1	2	3	1	0	2	0	1	0	1	0	-10
3	Jawaun Newton	G	28:46	4-8	1-5	1-2	0	3	3	3	4	10	0	4	3	0	0	-9
5	Shamar Givance	G	31:17	4-9	4-7	2-2	0	2	2	2	4	14	6	1	1	0	0	-21
30	Noah Frederking	G	32:28	5-7	2-4	0-0	0	2	2	0	1	12	1	1	1	0	0	-15
34	Antoine Smith Jr.		20:37	3-6	1-4	0-0	1	3	4	3	1	7	1	1	0	0	0	-1
00	Gage Bobe		15:49	1-3	1-3	1-2	0	0	0	1	1	4	1	0	0	0	0	-2
13	Blaise Beauchamp		14:33	1-4	1-3	1-3	0	1	1	1	2	4	1	2	0	0	1	1
31	Iyen Enaruna		03:47	0-0	0-0	0-0	0	1	1	0	1	0	0	1	0	0	0	-5
Team							1	2	3			0		4				
Totals				20-46	10-29	9-13	5	18	23	13	16	59	12	16	7	1	1	-16

Technical Fouls::NONE

Shooting By Period		
1st FG%	9-24	37.5%
3PT%	7-18	38.9%
FT%	5-5	100%
2nd FG%	11-22	50.0%
3PT%	3-11	27.3%
FT%	4-8	50%
GM FG%	20-46	43.5%
3PT%	10-29	34.5%
FT%	9-13	69.2%

Dead Ball Rebounds: 2, 0

	UCF	EVANS
Biggest lead	21 (2nd 6:16)	3 (1st 18:48)
Best Scoring Run	6(1st 5:49)	5(2nd 2:19)
Lead Changes	5	
Times Tied	3	
Time with Lead	35:50	01:11

Points from	UCF	EVANS
Turnovers	24	11
Paint	22	18
Second Chance	9	4
Fast Breaks	15	7
Bench	28	15

Period by Period Scoring	1st	2nd	TOT
UCF	39	36	75
EVANS	30	29	59

LIVESTATS BY GENIUS SPORTS

6 UE vs. Rice - Nov. 22, 2021
Hertz Arena | Fort Myers, Fla.

Official Basketball Box Score - Final
Evansville at Rice
11/22/21 Hertz Arena, Estero
2021-22 Men's Basketball

Game Time: 11:00 AM
Game Duration: 2:44
Attendance: 435

Officials: Joey Richardson, Mick Fieldbinder, Davis Maxwell

Evansville - 104 Record: 2-4

NO.	Name		Min	FG M-A	3P M-A	FT M-A	Rebounds OR	DR	TOT	Fouls PF	FD	TP	AS	TO	ST	Blocks BS	BA	+/-
10	Evan Kuhlman	F	46:21	4-10	2-6	0-0	1	6	7	4	1	10	3	1	3	1	0	-6
34	Antoine Smith Jr.	F	40:18	9-9	6-6	0-0	1	2	3	2	2	24	0	0	1	0	0	3
3	Jawaun Newton	G	52:28	12-25	1-3	5-6	0	7	7	2	4	30	4	3	1	0	1	-1
5	Shamar Givance	G	27:45	6-12	0-1	0-2	0	1	1	5	4	12	5	1	1	0	1	2
30	Noah Frederking	G	53:21	4-11	3-8	5-6	1	6	7	4	3	16	3	2	1	0	0	-4
13	Blaise Beauchamp		19:45	1-3	0-1	0-0	1	1	2	1	1	2	0	1	1	0	0	-1
31	Iyen Enaruna		08:42	3-3	0-0	3-4	0	1	1	2	2	9	0	0	1	0	0	0
00	Gage Bobe		26:20	0-3	0-3	1-2	1	0	1	3	3	1	0	1	0	0	0	-18
Team							3	1	4			0		2				
Totals				39-76	12-28	14-20	9	24	33	23	18	104	15	11	9	1	2	-5

Technical Fouls::NONE

Shooting By Period		
1st FG%	15-29	51.7%
3PT%	7-15	46.7%
FT%	2-2	100%
2nd FG%	13-27	48.1%
3PT%	4-9	44.4%
FT%	6-10	60%
OT FG%	11-20	55.0%
3PT%	1-4	25.0%
FT%	6-8	75%
GM FG%	39-76	51.3%
3PT%	12-28	42.9%
FT%	14-20	70.0%

Dead Ball Rebounds: 5, 2

Rice - 109 Record: 4-1

NO.	Name		Min	FG M-A	3P M-A	FT M-A	Rebounds OR	DR	TOT	Fouls PF	FD	TP	AS	TO	ST	Blocks BS	BA	+/-
15	Max Fiedler	F	45:23	11-15	0-0	8-12	3	9	12	2	8	30	1	4	0	0	0	6
3	Travis Evee	G	39:58	6-10	3-7	4-4	0	2	2	5	2	19	1	3	2	0	0	12
5	Cameron Sheffield	G	27:32	2-4	2-4	2-2	2	2	4	0	2	8	0	1	0	0	0	-2
12	Carl Pierre	G	50:56	5-9	2-4	0-0	0	1	1	1	1	12	1	0	0	2	0	8
24	Chris Mullins	G	49:09	8-14	2-3	7-10	2	2	4	4	6	25	4	1	0	0	0	6
2	Jake Lieppert		06:28	0-0	0-0	1-2	0	1	1	0	1	1	0	0	0	0	0	-3
4	Quincy Olivari		31:23	3-11	1-4	3-5	0	8	8	2	3	10	2	3	1	0	1	12
13	Terrance McBride		16:03	0-1	0-0	0-0	0	1	1	2	0	0	0	0	1	0	0	-11
34	Myiyjael Poteat		02:15	1-2	0-0	0-0	1	0	1	1	0	2	0	1	0	0	0	-3
11	Riley Abercrombie		05:53	1-1	0-0	0-0	0	1	1	1	0	2	0	0	1	0	0	0
Team							0	1	1			0		0				
Totals				37-67	10-22	25-35	8	28	36	18	23	109	9	13	5	2	1	5

Technical Fouls::NONE

Shooting By Period		
1st FG%	12-27	44.4%
3PT%	3-8	37.5%
FT%	2-2	100%
2nd FG%	17-24	70.8%
3PT%	6-10	60.0%
FT%	6-8	75%
OT FG%	8-16	50.0%
3PT%	1-4	25.0%
FT%	17-25	68%
GM FG%	37-67	55.2%
3PT%	10-22	45.5%
FT%	25-35	71.4%

Dead Ball Rebounds: 6, 1

	EVA	RIC
Biggest lead	15 (2nd 14:13)	7 (3rd OT 0:37)
Best Scoring Run	9(1st 9:58)	9(2nd 11:03)
Lead Changes	3	
Times Tied	7	
Time with Lead	39:53	10:51

Points from	EVA	RIC
Turnovers	19	11
Paint	50	46
Second Chance	14	14
Fast Breaks	7	3
Bench	12	15

Period by Period Scoring	1st	2nd	OT1	OT2	OT3	TOT
EVA	39	36	7	14	8	104
RIC	29	46	7	14	13	109

LIVESTATS BY GENIUS SPORTS

#FORTHE Aces

2021-22 Evansville Men's Basketball

7 UE vs. Vermont - Nov. 23, 2021
Hertz Arena | Fort Myers, Fla.

Official Basketball Box Score - Final
Vermont at Evansville
11/23/21 Hertz Arena, Estero
2021-22 Men's Basketball

Game Time: 11:00 AM
Game Duration: 1:39
Attendance: 337

Officials: Brad Yorkovich, Blanca Burns, James Hicks

Vermont - 58 Record: 4-2

NO.	Name		Min	FG M-A	3P M-A	FT M-A	Rebounds OR	DR	TOT	Fouls PF	FD	TP	AS	TO	ST	Blocks BS	BA	+/-
14	Isaiah Powell	F	30:43	8-14	0-2	1-1	2	5	7	2	2	17	0	3	2	0	0	14
35	Ryan Davis	F	26:23	3-12	1-5	2-4	3	3	6	0	4	9	2	3	0	1	0	8
4	Kam Gibson	G	23:15	2-5	1-3	2-2	0	3	3	1	2	7	0	1	0	0	0	7
24	Ben Shungu	G	26:25	5-10	2-5	0-0	0	5	5	3	3	12	2	2	1	0	0	18
55	Robin Duncan	G	23:24	1-1	0-0	0-0	0	2	2	2	0	2	1	2	0	0	0	-10
15	Finn Sullivan		22:28	1-6	0-2	0-0	1	4	5	0	1	2	0	0	2	0	0	10
21	Justin Mazzulla		23:18	3-3	0-0	1-2	1	0	1	2	2	7	2	0	0	0	0	5
12	Bailey Patella		05:03	0-1	0-0	0-0	0	1	1	3	2	0	1	0	0	0	0	-6
32	Nick Fiorillo		13:37	0-2	0-2	2-2	0	3	3	0	1	2	0	0	0	0	0	1
0	Evan Guillory		03:19	0-0	0-0	0-0	0	0	0	1	0	0	0	0	0	0	0	-7
1	Aaron Deloney		02:05	0-0	0-0	0-0	0	1	1	1	0	0	0	1	0	0	0	5
Team							0	0	0			0		0				
Totals				23-54	4-19	8-11	7	27	34	15	17	58	8	12	5	1	0	9

Technical Fouls::NONE

Shooting By Period		
1st FG%	10-25	40.0%
3PT%	0-8	0.0%
FT%	4-5	80%
2nd FG%	13-29	44.8%
3PT%	4-11	36.4%
FT%	4-6	66.7%
GM FG%	23-54	42.6%
3PT%	4-19	21.1%
FT%	8-11	72.7%

Dead Ball Rebounds: 2, 2

Evansville - 49 Record: 2-5

NO.	Name		Min	FG M-A	3P M-A	FT M-A	Rebounds OR	DR	TOT	Fouls PF	FD	TP	AS	TO	ST	Blocks BS	BA	+/-
31	Iyen Enaruna	F	22:38	1-5	0-0	0-1	2	2	4	2	1	2	0	3	0	0	0	-3
34	Antoine Smith Jr.	F	32:04	1-6	0-4	2-2	0	3	3	2	1	4	2	1	0	0	0	-21
3	Jawaun Newton	G	33:45	5-9	4-6	2-2	0	3	3	4	4	16	0	1	1	0	0	-15
5	Shamar Givance	G	27:09	2-8	0-4	0-1	0	4	4	3	2	4	1	7	0	0	1	-12
30	Noah Frederking	G	38:02	3-13	1-8	2-2	2	5	7	0	1	9	2	1	2	0	0	-6
00	Gage Bobe		12:47	3-3	2-2	0-0	0	3	3	2	0	8	0	1	1	0	0	9
24	Preston Phillips		18:11	0-1	0-0	0-0	1	2	3	3	2	0	1	0	0	0	0	-6
13	Blaise Beauchamp		13:25	1-4	0-2	3-3	0	0	0	0	2	5	3	0	0	0	0	2
2	Blake Sisley		01:59	0-0	0-0	1-2	0	0	0	1	2	1	0	1	0	0	0	7
Team							0	1	1			0		1				
Totals				16-49	7-26	10-13	5	23	28	17	15	49	9	16	4	0	1	-9

Technical Fouls::NONE

Shooting By Period		
1st FG%	10-26	38.5%
3PT%	3-13	23.1%
FT%	0-1	0%
2nd FG%	6-23	26.1%
3PT%	4-13	30.8%
FT%	10-12	83.3%
GM FG%	16-49	32.7%
3PT%	7-26	26.9%
FT%	10-13	76.9%

Dead Ball Rebounds: 2, 2

	VER	EVA
Biggest lead	16 (2nd 2:00)	7 (1st 7:36)
Best Scoring Run	10(2nd 18:45)	6(1st 8:18)
Lead Changes	1	
Times Tied	2	
Time with Lead	20:11	15:53

Points from	VER	EVA
Turnovers	17	8
Paint	32	12
Second Chance	9	2
Fast Breaks	8	2
Bench	11	14

Period by Period Scoring	1st	2nd	TOT
VER	24	34	58
EVA	23	26	49

LIVESTATS BY GENIUS SPORTS

8 UE vs. Akron - Nov. 24, 2021
Hertz Arena | Fort Myers, Fla.

Official Basketball Box Score - Final
Akron at Evansville
11/24/21 Hertz Arena, Estero
2021-22 Men's Basketball

Game Time: 11:00 AM
Game Duration: 1:51
Attendance: 150

Officials: Craig Murley, Peter Juzenas, James Hicks

Akron - 69 Record: 3-3

NO.	Name		Min	FG M-A	3P M-A	FT M-A	Rebounds OR	DR	TOT	Fouls PF	FD	TP	AS	TO	ST	Blocks BS	BA	+/-
24	Ali Ali	F	33:00	6-8	4-4	4-7	0	2	2	1	6	20	0	1	0	0	0	6
25	Enrique Freeman	F	28:19	4-7	0-0	2-4	2	8	10	4	5	10	3	2	0	1	0	5
1	K.J. Walton	G	11:06	1-1	0-0	0-1	0	1	1	3	1	2	0	1	0	0	0	4
4	Bryan Trimble Jr.	G	30:16	3-8	3-4	0-0	0	4	4	3	1	9	1	0	0	0	0	2
13	Xavier Castaneda	G	23:57	2-6	2-4	5-7	1	1	2	1	3	11	2	2	1	0	0	16
2	Greg Tribble		34:18	3-9	0-1	4-6	0	4	4	3	4	10	3	1	1	0	0	10
21	Aziz Bandaogo		12:18	1-1	0-0	2-2	2	2	4	3	2	4	0	1	0	1	0	4
11	Garvin Clarke		02:20	0-0	0-0	0-0	0	1	1	0	0	0	0	2	0	0	0	-2
22	Mikal Dawson		24:26	1-3	1-2	0-0	2	2	4	2	0	3	1	1	1	0	1	0
Team							0	0	0			0		2				
Totals				21-43	10-15	17-27	7	25	32	21	22	69	10	13	3	2	1	9

Technical Fouls: Coach 2nd 17:02

Shooting By Period		
1st FG%	12-21	57.1%
3PT%	8-11	72.7%
FT%	1-7	14.3%
2nd FG%	9-22	40.9%
3PT%	2-4	50.0%
FT%	16-20	80%
GM FG%	21-43	48.8%
3PT%	10-15	66.7%
FT%	17-27	63.0%

Dead Ball Rebounds: 6, 4

Evansville - 60 Record: 2-6

NO.	Name		Min	FG M-A	3P M-A	FT M-A	Rebounds OR	DR	TOT	Fouls PF	FD	TP	AS	TO	ST	Blocks BS	BA	+/-
10	Evan Kuhlman	F	17:48	0-2	0-1	0-0	1	0	1	5	0	0	0	0	0	0	0	-1
34	Antoine Smith Jr.	F	36:11	6-10	3-6	1-2	0	2	2	4	3	16	0	1	0	0	1	-9
3	Jawaun Newton	G	36:52	7-17	2-5	3-3	5	5	10	0	4	19	3	1	2	0	0	-8
5	Shamar Givance	G	39:04	4-14	0-2	4-5	2	4	6	3	6	12	4	0	1	0	1	-5
30	Noah Frederking	G	37:20	3-7	1-5	2-2	0	3	3	3	1	9	0	3	1	0	0	-14
31	Iyen Enaruna		09:22	1-2	0-1	0-0	0	1	1	3	2	2	0	0	0	0	0	2
00	Gage Bobe		10:46	0-5	0-3	0-0	0	1	1	2	2	0	1	0	1	0	0	1
13	Blaise Beauchamp		00:56	0-0	0-0	0-1	0	0	0	1	1	0	0	1	0	0	0	-4
24	Preston Phillips		05:30	0-1	0-0	0-1	1	1	2	0	1	0	0	0	0	1	0	-7
2	Blake Sisley		06:11	1-1	0-0	0-0	2	1	3	1	0	2	0	1	0	0	0	0
Team							1	1	2			0		1				
Totals				22-59	6-23	10-14	12	19	31	22	20	60	8	8	5	1	2	-9

Technical Fouls::NONE

Shooting By Period		
1st FG%	8-30	26.7%
3PT%	2-10	20.0%
FT%	2-4	50%
2nd FG%	14-29	48.3%
3PT%	4-13	30.8%
FT%	8-10	80%
GM FG%	22-59	37.3%
3PT%	6-23	26.1%
FT%	10-14	71.4%

Dead Ball Rebounds: 0, 0

	AKR	EVA
Biggest lead	13 (1st 0:35)	2 (1st 16:20)
Best Scoring Run	8(1st 7:16)	9(2nd 14:17)
Lead Changes	2	
Times Tied	2	
Time with Lead	37:21	00:34

Points from	AKR	EVA
Turnovers	3	14
Paint	18	22
Second Chance	10	4
Fast Breaks	9	4
Bench	17	4

Period by Period Scoring	1st	2nd	TOT
AKR	33	36	69
EVA	20	40	60

LIVESTATS BY GENIUS SPORTS

9 UE at Eastern Illinois - Nov. 27, 2021
Lantz Arena | Charleston, Ill.

Official Basketball Box Score - Final
Evansville at Eastern Ill.
11/28/21 Lantz Arena, Charleston, Ill.
2021-22 Men's Basketball

Game Time: 1:00 PM
Game Duration: 1:39
Attendance: 1,011

Officials: Jon Campbell, Blake Harris, John St. Clair

Evansville - 70 Record: 3-6

NO.	Name		Min	FG M-A	3P M-A	FT M-A	Rebounds OR	DR	TOT	Fouls PF	FD	TP	AS	TO	ST	Blocks BS	BA	+/-
31	Iyen Enaruna	F	21:45	1-5	0-2	0-0	1	4	5	2	1	2	0	1	0	2	0	-2
34	Antoine Smith Jr.	F	36:28	3-7	2-5	2-2	1	5	6	2	2	10	2	1	0	0	0	15
3	Jawaun Newton	G	33:20	5-12	3-7	0-0	6	6	12	3	1	13	3	1	0	4	1	14
5	Shamar Givance	G	30:17	10-13	3-4	3-5	0	5	5	3	5	26	5	4	5	0	1	25
30	Noah Frederking	G	33:56	3-10	1-7	0-1	1	5	6	4	1	7	1	0	2	0	0	14
2	Blake Sisley		18:15	0-6	0-1	0-0	2	1	3	3	1	0	0	0	0	0	1	18
13	Blaise Beauchamp		22:06	5-12	2-5	0-0	0	2	2	0	1	12	0	0	2	0	0	-3
0	Gage Bobe		03:57	0-0	0-0	0-0	0	0	0	1	0	0	0	0	0	0	0	-1
Team							2	0	2			0		0				
Totals				27-65	11-31	5-8	13	24	37	18	12	70	11	7	9	6	3	16

Technical Fouls::NONE

Shooting By Period		
1st FG%	15-31	48.4%
3PT%	8-16	50.0%
FT%	0-1	0%
2nd FG%	12-34	35.3%
3PT%	3-15	20.0%
FT%	5-7	71.4%
GM FG%	27-65	41.5%
3PT%	11-31	35.5%
FT%	5-8	62.5%

Dead Ball Rebounds: 0, 1

Eastern Ill. - 54 Record: 1-6

NO.	Name		Min	FG M-A	3P M-A	FT M-A	Rebounds OR	DR	TOT	Fouls PF	FD	TP	AS	TO	ST	Blocks BS	BA	+/-
20	Sammy Friday IV	F	18:42	4-6	0-0	4-7	3	5	8	1	4	12	0	1	0	0	0	-4
55	Rodolfo Rufino Bolis	F	26:28	2-6	0-1	1-1	1	5	6	2	1	5	3	1	4	1	0	-8
4	CJ Lane	G	21:29	2-7	0-2	0-1	2	2	4	1	1	4	0	1	0	0	2	-12
13	Henry Abraham	G	34:17	2-3	0-0	1-2	0	2	2	2	2	5	2	3	0	1	0	-9
21	Chris Robinson	G	15:24	2-7	1-1	2-2	1	3	4	2	2	7	2	1	0	0	1	-2
23	Kejuan Clements		31:52	4-9	1-2	2-4	0	5	5	3	4	11	1	6	0	0	1	-9
34	Jermaine Hamlin		21:18	0-2	0-0	0-0	0	3	3	1	0	0	0	0	0	1	1	-12
1	Kashawn Charles		23:18	3-9	1-4	3-3	1	1	2	0	4	10	0	2	2	0	1	-19
12	Micah Schnyders		07:12	0-1	0-0	0-0	0	0	0	0	0	0	0	0	0	0	0	-5
Team							2	2	4			0		1				
Totals				19-50	3-10	13-20	10	28	38	12	18	54	8	16	6	3	6	-16

Technical Fouls::NONE

Shooting By Period		
1st FG%	8-27	29.6%
3PT%	0-3	0.0%
FT%	8-13	61.5%
2nd FG%	11-23	47.8%
3PT%	3-7	42.9%
FT%	5-7	71.4%
GM FG%	19-50	38.0%
3PT%	3-10	30.0%
FT%	13-20	65.0%

Dead Ball Rebounds: 3, 0

	UE	EIU
Biggest lead	25 (2nd 10:21)	0 (1st 20:00)
Best Scoring Run	12(1st 11:09)	12(2nd 1:30)
Lead Changes	0	
Times Tied	0	
Time with Lead	39:27	00:00

Points from	UE	EIU
Turnovers	21	8
Paint	28	26
Second Chance	12	9
Fast Breaks	9	7
Bench	12	21

Period by Period Scoring	1st	2nd	TOT
UE	38	32	70
EIU	24	30	54

LIVESTATS BY GENIUS SPORTS

10 UE vs. Southern Illinois - Dec. 1, 2021
Ford Center | Evansville, Ind.

Official Basketball Box Score - Final
Southern Ill. at Evansville
12/01/21 Ford Center, Evansville
2021-22 Men's Basketball

Game Time: 6:00 PM
Game Duration: 1:55
Attendance: 3,318

Officials: Jeff Malham, Kelly Self, Brad Gaston

Southern Ill. - 54 Record: 4-3 (1-0)

NO.	Name		Min	FG M-A	3P M-A	FT M-A	Rebounds OR	DR	TOT	Fouls PF	FD	TP	AS	TO	ST	Blocks BS	BA	+/-
1	Marcus Domask	F	38:00	9-17	1-3	3-3	0	6	6	3	6	22	2	3	0	0	3	4
11	J.D. Mulla	G	16:45	2-2	0-0	0-0	2	3	5	3	0	4	0	0	0	0	0	5
3	Dalton Banks	G	35:09	1-4	0-1	0-0	0	5	5	2	3	2	4	2	1	1	0	9
22	Steven Verplancken	G	33:15	1-6	0-2	0-0	0	4	4	1	0	2	0	0	1	0	0	-2
25	Ben Coupet Jr.	G	38:33	6-11	1-3	0-0	0	4	4	0	1	13	0	1	0	2	1	0
23	Troy D'Amico		28:50	1-1	1-1	2-2	0	0	0	1	1	5	0	1	0	0	0	2
14	Kyler Filewich		02:30	0-1	0-0	0-0	0	0	0	0	0	0	0	0	0	0	0	-5
33	Anthony D'Avanzo		06:58	2-2	0-0	2-2	0	0	0	2	1	6	0	0	0	1	0	-3
Team							0	1	1			0		0				
Totals				22-44	3-10	7-7	2	23	25	12	12	54	6	7	2	4	4	2

Technical Fouls::NONE

Shooting By Period		
1st FG%	13-25	52.0%
3PT%	3-5	60.0%
FT%	3-3	100%
2nd FG%	9-19	47.4%
3PT%	0-5	0.0%
FT%	4-4	100%
GM FG%	22-44	50.0%
3PT%	3-10	30.0%
FT%	7-7	100.0%

Dead Ball Rebounds: 0, 1

Evansville - 52 Record: 3-7 (0-1)

NO.	Name		Min	FG M-A	3P M-A	FT M-A	Rebounds OR	DR	TOT	Fouls PF	FD	TP	AS	TO	ST	Blocks BS	BA	+/-
10	Evan Kuhlman	F	14:19	0-2	0-1	0-0	0	2	2	0	1	0	0	0	0	0	0	-15
34	Antoine Smith Jr.	F	14:36	1-2	1-2	0-0	0	0	0	1	0	3	1	2	0	0	0	-8
3	Jawaun Newton	G	35:40	3-9	2-5	0-0	0	5	5	4	2	8	1	1	0	0	0	1
5	Shamar Givance	G	37:44	11-16	2-5	7-10	0	3	3	1	7	31	2	1	1	0	1	0
30	Noah Frederking	G	32:48	1-6	1-3	0-0	0	4	4	1	0	3	1	0	0	1	1	-7
13	Blaise Beauchamp		12:20	2-4	1-2	0-0	0	0	0	0	1	5	0	0	0	1	2	-1
24	Preston Phillips		21:39	0-0	0-0	0-0	0	4	4	3	0	0	0	0	0	2	0	8
31	Iyen Enaruna		25:41	1-3	0-0	0-0	0	0	0	1	1	2	2	0	0	0	0	13
2	Blake Sisley		03:45	0-0	0-0	0-0	0	0	0	1	0	0	0	0	0	0	0	-2
00	Gage Bobe		01:28	0-0	0-0	0-0	0	0	0	0	0	0	0	0	0	0	0	1
Team							2	2	4			0		2				
Totals				19-42	7-18	7-10	2	20	22	12	12	52	7	6	1	4	4	-2

Technical Fouls::NONE

Shooting By Period		
1st FG%	5-21	23.8%
3PT%	3-11	27.3%
FT%	4-4	100%
2nd FG%	14-21	66.7%
3PT%	4-7	57.1%
FT%	3-6	50%
GM FG%	19-42	45.2%
3PT%	7-18	38.9%
FT%	7-10	70.0%

Dead Ball Rebounds: 0, 0

	SIU	EVANS
Biggest lead	17 (1st 4:47)	0 (1st 20:00)
Best Scoring Run	13(1st 14:08)	5(2nd 19:31)
Lead Changes	0	
Times Tied	2	
Time with Lead	39:05	00:00

Points from	SIU	EVANS
Turnovers	4	7
Paint	34	18
Second Chance	2	3
Fast Breaks	9	0
Bench	11	7

Period by Period Scoring	1st	2nd	TOT
SIU	32	22	54
EVANS	17	35	52

LIVESTATS BY GENIUS SPORTS

#FORTHEAces

2021-22 Evansville Men's Basketball

11 UE vs. Tennessee Tech - Dec. 4, 2021
Ford Center | Evansville, Ind.

Official Basketball Box Score - Final
Tennessee Tech at Evansville
12/04/21 Ford Center, Evansville
2021-22 Men's Basketball

Game Time: 1:00 PM
Game Duration: 1:55
Attendance: 3,275

Officials: Kelly Davis, Gene Grimshaw, Craig Murley

Tennessee Tech - 51 Record: 2-6

NO.	Name		Min	FG M-A	3P M-A	FT M-A	Rebounds OR	DR	TOT	Fouls PF	FD	TP	AS	TO	ST	Blocks BS	BA	+/-
12	Amadou Sylla	F	24:55	1-3	0-0	1-2	2	7	9	1	1	3	0	1	1	0	0	-6
14	Mamoudou Diarra	F	25:15	0-2	0-0	0-0	1	4	5	4	0	0	1	2	0	0	0	-9
1	Diante Wood	G	25:12	2-5	0-0	0-2	0	7	7	2	1	4	1	3	1	0	0	-10
3	Keishawn Davidson	G	32:34	3-10	1-2	1-1	0	1	1	1	0	8	2	1	2	0	0	-4
4	Jr. Clay	G	29:05	5-16	2-7	3-4	0	1	1	1	3	15	3	1	1	0	2	-9
2	Daniel Ramsey		09:37	2-6	0-0	2-4	2	4	6	0	2	6	1	1	0	0	0	4
13	Kenny White Jr.		08:37	1-2	0-1	0-0	0	0	0	2	0	2	0	3	0	0	0	-4
33	Shandon Goldman		22:01	1-3	1-2	0-0	3	4	7	1	2	3	0	0	0	0	0	0
50	John Pettway		22:44	5-7	0-0	0-0	0	0	0	3	0	10	0	2	0	0	1	-2
Team							0	2	2			0		1				
Totals				20-54	4-12	7-13	8	30	38	15	9	51	8	15	5	0	3	-8

Technical Fouls: Team 2^{nd}0:10Wood 2^{nd}0:07

Shooting By Period

1st FG%	10-30	33.3%
3PT%	1-6	16.7%
FT%	2-4	50%
2nd FG%	10-24	41.7%
3PT%	3-6	50.0%
FT%	5-9	55.6%
GM FG%	20-54	37.0%
3PT%	4-12	33.3%
FT%	7-13	53.8%

Dead Ball Rebounds: 3, 0

Evansville - 59 Record: 4-7

NO.	Name		Min	FG M-A	3P M-A	FT M-A	Rebounds OR	DR	TOT	Fouls PF	FD	TP	AS	TO	ST	Blocks BS	BA	+/-
10	Evan Kuhlman	F	29:31	0-2	0-2	0-0	0	5	5	2	1	0	2	3	0	1	0	6
34	Antoine Smith Jr.	F	26:15	4-6	4-6	0-0	0	1	1	1	0	12	1	1	0	2	0	19
3	Jawaun Newton	G	35:34	5-11	1-5	4-4	2	5	7	2	5	15	1	0	0	0	0	5
5	Shamar Givance	G	32:05	6-13	0-3	3-5	1	6	7	2	4	15	3	2	3	0	0	12
30	Noah Frederking	G	32:43	0-6	0-5	0-0	0	5	5	1	1	0	1	3	2	0	0	5
13	Blaise Beauchamp		19:38	1-5	1-3	0-2	0	3	3	1	2	3	2	0	0	0	0	2
31	Iyen Enaruna		04:39	0-1	0-1	0-0	0	1	1	0	0	0	0	0	0	0	0	-4
24	Preston Phillips		06:43	1-2	0-1	0-0	0	2	2	1	1	2	0	0	0	0	0	-7
2	Blake Sisley		12:52	5-6	2-3	0-0	0	0	0	1	0	12	0	0	1	0	0	2
Team							0	1	1			0		2				
Totals				22-52	8-29	7-11	3	29	32	11	14	59	10	11	6	3	0	8

Technical Fouls: Givance 2^{nd}2:14Givance 2^{nd}0:10Frederking 2^{nd}0:07

Shooting By Period

1st FG%	11-28	39.3%
3PT%	4-16	25.0%
FT%	2-4	50%
2nd FG%	11-24	45.8%
3PT%	4-13	30.8%
FT%	5-7	71.4%
GM FG%	22-52	42.3%
3PT%	8-29	27.6%
FT%	7-11	63.6%

Dead Ball Rebounds: 1, 0

	TTU	EVANS
Biggest lead	2 (1st 9:53)	8 (2nd 5:32)
Best Scoring Run	7 (1st 9:53)	6 (2nd 0:45)
Lead Changes	10	4
Times Tied	6	
Time with Lead	02:25	30:07

Points from	TTU	EVANS
Turnovers	5	11
Paint	28	24
Second Chance	0	4
Fast Breaks	4	11
Bench	21	17

Period by Period Scoring	1st	2nd	TOT
TTU	23	28	51
EVANS	28	31	59

LIVESTATS BY GENIUS SPORTS

12 UE at SEMO - Dec. 8, 2021
Show Me Center | Cape Girardeau, Mo.

Official Basketball Box Score - Final
Evansville at Southeast Mo. St.
12/08/21 Show Me Center, Cape Girardeau
2021-22 Men's Basketball

Game Time: 6:30 PM
Game Duration: 1:47
Attendance: 510

Officials: Tyler Kumpf, Steve Divine, Chase Shaw

Evansville - 73 Record: 4-8

NO.	Name		Min	FG M-A	3P M-A	FT M-A	Rebounds OR	DR	TOT	Fouls PF	FD	TP	AS	TO	ST	Blocks BS	BA	+/-
10	Evan Kuhlman	F	27:33	1-7	1-6	0-0	1	5	6	2	0	3	4	0	0	1	0	3
34	Antoine Smith Jr.	F	19:09	3-4	0-1	0-0	0	2	2	4	1	6	1	1	0	0	0	-1
3	Jawaun Newton	G	34:28	6-11	1-5	2-2	1	3	4	3	1	15	0	1	1	1	0	2
5	Shamar Givance	G	33:40	4-16	1-5	6-7	2	6	8	2	7	15	6	2	0	0	0	3
30	Noah Frederking	G	34:18	5-13	3-11	2-3	0	3	3	0	3	15	0	0	2	0	0	-6
2	Blake Sisley		13:01	1-2	1-1	0-0	0	0	0	1	0	3	0	0	0	1	0	-10
13	Blaise Beauchamp		16:54	4-7	3-6	0-0	0	0	0	1	0	11	1	1	0	0	0	-5
24	Preston Phillips		17:45	2-2	1-1	0-0	1	4	5	2	1	5	1	0	1	0	0	6
11	Emmette Page		01:09	0-0	0-0	0-0	0	0	0	0	0	0	0	0	0	0	0	0
31	Iyen Enaruna		02:01	0-1	0-0	0-2	0	0	0	0	1	0	0	0	0	0	0	-2
00	Gage Bobe		00:02	0-0	0-0	0-0	0	0	0	0	0	0	0	0	0	0	0	0
Team							0	0	0			0		0				
Totals				26-63	11-36	10-14	5	23	28	15	14	73	13	5	4	3	0	-2

Technical Fouls: NONE

Shooting By Period

1st FG%	16-34	47.1%
3PT%	5-16	31.3%
FT%	1-4	25%
2nd FG%	10-29	34.5%
3PT%	6-20	30.0%
FT%	9-10	90%
GM FG%	26-63	41.3%
3PT%	11-36	30.6%
FT%	10-14	71.4%

Dead Ball Rebounds: 5, 0

Southeast Mo. St. - 75 Record: 5-4

NO.	Name		Min	FG M-A	3P M-A	FT M-A	Rebounds OR	DR	TOT	Fouls PF	FD	TP	AS	TO	ST	Blocks BS	BA	+/-
10	Manny Patterson	F	17:58	1-5	0-0	4-4	2	5	7	1	2	6	0	2	0	0	1	0
1	Phillip Russell	G	35:50	10-16	2-4	2-3	0	3	3	1	6	24	3	3	1	0	1	4
5	Chris Harris	G	34:34	5-10	2-3	0-0	0	2	2	4	2	12	2	2	0	0	0	3
11	DQ Nicholas	G	34:09	6-8	1-1	4-4	0	0	0	1	3	17	2	0	0	0	1	-1
25	Nygal Russell	G	34:29	2-2	1-1	2-2	0	13	13	3	2	7	3	2	2	0	0	0
21	Nana Akenten		24:46	3-9	1-5	0-0	0	4	4	3	0	7	0	0	0	0	0	5
33	Dylan Branson		11:58	1-2	0-1	0-0	0	1	1	0	0	2	0	1	0	0	0	-2
2	Chase Thompson		06:16	0-2	0-1	0-0	0	1	1	1	0	0	0	0	0	0	0	1
Team							0	0	0			0		0				
Totals				28-54	7-16	12-13	2	29	31	14	15	75	10	10	3	0	3	2

Technical Fouls: NONE

Shooting By Period

1st FG%	14-25	56.0%
3PT%	4-8	50.0%
FT%	8-8	100%
2nd FG%	14-29	48.3%
3PT%	3-8	37.5%
FT%	4-5	80%
GM FG%	28-54	51.9%
3PT%	7-16	43.8%
FT%	12-13	92.3%

Dead Ball Rebounds: 2, 2

	EVA	SEM
Biggest lead	5 (1st 11:07)	7 (2nd 5:33)
Best Scoring Run	6 (1st 11:07)	9 (2nd 5:33)
Lead Changes	16	
Times Tied	8	
Time with Lead	15:23	16:22

Points from	EVA	SEM
Turnovers	2	4
Paint	28	38
Second Chance	10	5
Fast Breaks	0	7
Bench	19	9

Period by Period Scoring	1st	2nd	TOT
EVA	38	35	73
SEM	40	35	75

LIVESTATS BY GENIUS SPORTS

13 UE at UNI - Jan. 2, 2022
McLeod Center | Cedar Falls, Iowa

Official Basketball Box Score - Final
Evansville at UNI
01/02/22 McLeod Center, Cedar Falls
2021-22 Men's Basketball

Game Time: 1:00 PM
Game Duration: 1:47
Attendance: 1,587

Officials: Rick Crawford, Terry Oglesby, Marques Pettigrew

Evansville - 61 Record: 4-9 (0-2)

NO.	Name		Min	FG M-A	3P M-A	FT M-A	Rebounds OR	DR	TOT	Fouls PF	FD	TP	AS	TO	ST	Blocks BS	BA	+/-
10	Evan Kuhlman	F	24:42	4-6	2-4	2-2	0	1	1	0	1	12	0	0	2	0	0	-7
34	Antoine Smith Jr.	F	12:54	1-2	0-1	0-0	0	0	0	3	0	2	1	1	0	0	0	-12
3	Jawaun Newton	G	31:31	4-11	1-4	2-2	1	1	2	2	5	11	4	2	2	0	1	-21
13	Blaise Beauchamp	G	28:45	5-12	4-10	0-0	0	3	3	4	1	14	0	2	0	0	0	-31
30	Noah Frederking	G	29:58	3-11	2-10	0-0	1	6	7	2	2	8	1	2	2	1	0	-7
5	Shamar Givance		20:47	2-6	0-2	3-3	0	4	4	1	3	7	5	2	1	0	0	0
2	Blake Sisley		18:01	2-4	0-0	1-2	0	3	3	1	1	5	0	1	0	0	0	-20
00	Gage Bobe		15:35	0-2	0-2	0-0	0	1	1	1	0	0	1	0	0	0	0	-6
24	Preston Phillips		15:22	1-1	0-0	0-0	0	3	3	1	0	2	1	0	0	0	0	-5
11	Emmette Page		02:25	0-0	0-0	0-0	0	0	0	0	0	0	0	0	0	0	0	-1
Team							2	1	3			0		1				
Totals				22-55	9-33	8-9	4	23	27	15	13	61	13	11	7	1	1	-22

Technical Fouls: NONE

Shooting By Period

1st FG%	13-26	50.0%
3PT%	7-14	50.0%
FT%	7-10	70%
2nd FG%	16-27	59.3%
3PT%	4-8	50.0%
FT%	7-8	87.5%
GM FG%	29-53	54.7%
3PT%	11-22	50.0%
FT%	14-18	77.8%

Dead Ball Rebounds: 0, 1

UNI - 83 Record: 5-7 (1-1)

NO.	Name		Min	FG M-A	3P M-A	FT M-A	Rebounds OR	DR	TOT	Fouls PF	FD	TP	AS	TO	ST	Blocks BS	BA	+/-
50	Austin Phyfe	F	04:02	1-1	1-1	0-0	0	1	1	0	0	3	0	3	0	0	0	-3
0	Nate Heise	G	27:47	3-6	2-3	2-2	0	3	3	2	1	10	1	0	1	1	0	19
3	Tywhon Pickford	G	27:19	1-4	0-0	2-2	0	7	7	2	1	4	2	0	0	0	0	21
4	AJ Green	G	33:45	5-11	4-10	4-5	0	2	2	2	6	18	5	1	1	0	0	15
11	Trae Berhow	G	31:24	6-9	2-5	2-4	0	6	6	1	4	16	1	0	0	0	0	21
35	Noah Carter		26:41	5-10	1-2	4-5	0	4	4	2	3	15	2	2	1	0	1	21
13	Bowen Born		16:59	2-3	1-1	0-0	0	0	0	1	0	5	2	0	1	0	0	0
22	Antwan Kimmons		17:34	5-7	0-0	0-0	1	2	3	1	0	10	0	2	1	0	0	7
32	Tytan Anderson		03:34	0-0	0-0	0-0	0	1	1	2	0	0	0	0	0	0	0	2
1	Cole Henry		08:30	1-2	0-0	0-0	1	0	1	0	0	2	1	1	0	0	0	6
33	Drew Daniel		02:25	0-0	0-0	0-0	0	1	1	0	0	0	0	0	0	0	0	1
Team							1	3	4			0		0				
Totals				29-53	11-22	14-18	3	30	33	13	15	83	14	9	5	1	1	22

Technical Fouls: NONE

Shooting By Period

1st FG%	13-26	50.0%
3PT%	7-14	50.0%
FT%	7-10	70%
2nd FG%	16-27	59.3%
3PT%	4-8	50.0%
FT%	7-8	87.5%
GM FG%	29-53	54.7%
3PT%	11-22	50.0%
FT%	14-18	77.8%

Dead Ball Rebounds: 1, 0

	EVA	UNI
Biggest lead	3 (1st 16:19)	23 (2nd 0:49)
Best Scoring Run	8 (1st 16:19)	12 (2nd 17:38)
Lead Changes	2	
Times Tied	2	
Time with Lead	00:54	37:31

Points from	EVA	UNI
Turnovers	13	14
Paint	26	34
Second Chance	4	3
Fast Breaks	3	10
Bench	14	32

Period by Period Scoring	1st	2nd	TOT
EVA	33	28	61
UNI	40	43	83

LIVESTATS BY GENIUS SPORTS

14 UE vs. Drake - Jan. 8, 2022
Ford Center | Evansville, Ind.

Official Basketball Box Score - Final
Drake at Evansville
01/08/22 Ford Center, Evansville
2021-22 Men's Basketball

Game Time: 4:00 PM
Game Duration: 2:03
Attendance: 3,194

Officials: Kevin Driver, Kelly Self, Chase Shaw

Drake - 60 Record: 11-5 (2-1)

NO.	Name		Min	FG M-A	3P M-A	FT M-A	Rebounds OR	DR	TOT	Fouls PF	FD	TP	AS	TO	ST	Blocks BS	BA	+/-
2	Tremell Murphy	F	23:36	2-4	1-2	0-0	1	3	4	5	0	5	2	5	1	1	0	5
4	ShanQuan Hemphill	F	25:06	1-1	0-0	2-4	0	4	4	2	3	4	0	2	0	0	0	-6
00	D.J. Wilkins	G	27:02	3-6	3-5	2-3	0	0	0	3	1	11	0	1	0	0	0	3
1	Roman Penn	G	23:26	3-10	0-1	0-0	0	3	3	3	2	6	5	1	0	0	0	4
12	Tucker DeVries	G	23:26	5-8	2-3	3-4	1	5	6	4	3	15	0	2	1	0	1	6
3	Garrett Sturtz		29:23	4-5	0-0	1-2	0	9	9	1	1	9	2	1	0	2	0	2
14	Ayo Akinwole		15:52	0-4	0-1	0-0	0	1	1	1	2	0	0	0	0	0	0	-6
10	Okay Djamgouz		10:18	0-3	0-2	0-0	0	0	0	0	0	0	0	0	0	0	0	-7
51	Darnell Brodie		21:51	5-7	0-0	0-0	1	2	3	4	1	10	0	1	0	0	0	4
Team							1	3	4			0		0				
Totals				23-48	6-14	8-13	4	30	34	23	13	60	9	13	2	3	1	1

Technical Fouls: NONE

Shooting By Period

1st FG%	10-23	43.5%
3PT%	2-6	33.3%
FT%	5-9	55.6%
2nd FG%	13-25	52.0%
3PT%	4-8	50.0%
FT%	3-4	75%
GM FG%	23-48	47.9%
3PT%	6-14	42.9%
FT%	8-13	61.5%

Dead Ball Rebounds: 0, 0

Evansville - 59 Record: 4-10 (0-3)

NO.	Name		Min	FG M-A	3P M-A	FT M-A	Rebounds OR	DR	TOT	Fouls PF	FD	TP	AS	TO	ST	Blocks BS	BA	+/-
10	Evan Kuhlman	F	35:29	2-6	0-2	0-0	3	4	7	2	0	4	2	3	0	0	0	5
24	Preston Phillips	F	17:20	0-1	0-1	0-0	1	1	2	3	0	0	0	1	0	1	0	-13
3	Jawaun Newton	G	31:30	8-11	1-1	4-8	2	7	9	2	7	21	0	1	1	0	0	-3
5	Shamar Givance	G	34:23	6-20	3-7	3-7	0	4	4	3	10	18	2	3	2	0	2	-14
30	Noah Frederking	G	26:35	2-4	2-4	0-0	0	4	4	1	2	6	1	0	1	0	0	4
2	Blake Sisley		24:33	1-5	1-2	3-4	0	2	2	0	2	6	1	0	0	0	1	-1
11	Emmette Page		13:30	0-1	0-1	4-4	0	1	1	0	2	4	1	0	0	0	0	12
13	Blaise Beauchamp		10:18	0-1	0-0	0-0	0	1	1	0	0	0	0	0	1	0	0	9
34	Antoine Smith Jr.		06:22	0-1	0-0	0-0	0	1	1	2	0	0	0	0	0	0	0	-4
Team							2	1	3			0		1				
Totals				19-50	7-18	14-23	8	26	34	13	23	59	7	9	5	1	3	-1

Technical Fouls: NONE

Shooting By Period

1st FG%	11-29	37.9%
3PT%	4-8	50.0%
FT%	7-11	63.6%
2nd FG%	8-21	38.1%
3PT%	3-10	30.0%
FT%	7-12	58.3%
GM FG%	19-50	38.0%
3PT%	7-18	38.9%
FT%	14-23	60.9%

Dead Ball Rebounds: 2, 0

	Drake	EVV
Biggest lead	9 (2nd 9:30)	10 (1st 2:57)
Best Scoring Run	9 (2nd 9:30)	7 (1st 4:45)
Lead Changes	6	
Times Tied	6	
Time with Lead	16:51	16:39

Points from	Drake	EVV
Turnovers	11	16
Paint	30	24
Second Chance	0	10
Fast Breaks	12	4
Bench	19	10

Period by Period Scoring	1st	2nd	TOT
Drake	27	33	60
EVV	33	26	59

LIVESTATS BY GENIUS SPORTS

#FORTHEAces

2021-22 Evansville Men's Basketball

2021-22 Evansville Men's Basketball
Team Game-by-Game
All games

as of Jan 09, 2022

				Total		3-Pointers		Free throws		Rebounds										
Opponent	**Date**	**Score**		**FG-FGA**	**PCT**	**3FG-3FGA**	**PCT**	**FT-FTA**	**PCT**	**OFF**	**DEF**	**TOT**	**AVG**	**PF**	**A**	**TO**	**BLK**	**STL**	**PTS**	**AVG**
at Cincinnati	11/09/2021	43-65	L	14-54	.259	7-26	.269	8-14	.571	6	28	34	34.0	14	8	15	1	5	43	43.0
IUPUI	11/11/2021	60-40	W	18-38	.474	6-19	.316	18-24	.750	3	30	33	33.5	10	7	13	2	12	60	51.5
at Belmont	11/13/2021	43-81	L	14-51	.275	9-32	.281	6-8	.750	6	20	26	31.0	14	8	20	1	6	43	48.7
DePauw	11/16/2021	69-58	W	28-52	.538	10-23	.435	3-8	.375	5	24	29	30.5	6	16	8	3	4	69	53.8
UCF	11/20/2021	59-75	L	20-46	.435	10-29	.345	9-13	.692	5	18	23	29.0	13	12	16	1	7	59	54.8
vs Rice	11/22/2021	104-109	Lot3	39-76	.513	12-28	.429	14-20	.700	9	24	33	29.7	23	15	11	1	9	104	63.0
vs Vermont	11/23/2021	49-58	L	16-49	.327	7-26	.269	10-13	.769	5	23	28	29.4	17	9	16	0	4	49	61.0
vs Akron	11/24/2021	60-69	L	22-59	.373	6-23	.261	10-14	.714	12	19	31	29.6	22	8	8	1	5	60	60.9
at Eastern Ill.	11/28/2021	70-54	W	27-65	.415	11-31	.355	5-8	.625	13	24	37	30.4	18	11	7	6	9	70	61.9
Southern Ill.	12/01/2021	52-54	L	19-42	.452	7-18	.389	7-10	.700	2	20	22	29.6	12	7	6	4	1	52	60.9
Tennessee Tech	12/04/2021	59-51	W	22-52	.423	8-29	.276	7-11	.636	3	29	32	29.8	11	10	11	3	6	59	60.7
at Southeast Mo. St.	12/08/2021	73-75	L	26-63	.413	11-36	.306	10-14	.714	5	23	28	29.7	15	13	5	3	4	73	61.8
at UNI	01/02/2022	61-83	L	22-55	.400	9-33	.273	8-9	.889	4	23	27	29.5	15	13	11	1	7	61	61.7
Drake	01/08/2022	59-60	L	19-50	.380	7-18	.389	14-23	.609	8	26	34	29.8	13	7	9	1	5	59	61.5
Total		**861**		**306-752**	**.407**	**120-371**	**.323**	**129-189**	**.683**	**86**	**331**	**417**	**29.8**	**203**	**144**	**156**	**28**	**84**	**861**	**61.5**
Opponents		932		345-733	.471	95-246	.386	147-216	.681	86	378	464	33.1	218	151	166	30	64	932	66.6

Evansville Averages

Games Played	Points/ game	FG Pct	3FG Pct	FT Pct	Rebounds/ game	Assists/ game	Turnovers/ game	Assist/Turnover ratio	Steals/ game	Blocks/ game
14	61.5	40.7	32.3	68.3	29.8	10.3	11.1	0.9	6.0	2.0

2021-22 Evansville Men's Basketball
Opponents Game-by-Game
All games

as of Jan 09, 2022

				Total		3-Pointers		Free throws		Rebounds										
Opponent	**Date**	**Score**		**FG-FGA**	**PCT**	**3FG-3FGA**	**PCT**	**FT-FTA**	**PCT**	**OFF**	**DEF**	**TOT**	**AVG**	**PF**	**A**	**TO**	**BLK**	**STL**	**PTS**	**AVG**
at Cincinnati	11/09/2021	43-65	L	25-55	.455	7-23	.304	8-17	.471	6	35	41	41.0	17	14	9	7	5	65	65.0
IUPUI	11/11/2021	60-40	W	16-48	.333	3-14	.214	5-10	.500	6	20	26	33.5	19	7	15	1	4	40	52.5
at Belmont	11/13/2021	43-81	L	31-59	.525	11-29	.379	8-15	.533	12	29	41	36.0	14	19	12	5	10	81	62.0
DePauw	11/16/2021	69-58	W	25-51	.490	6-20	.300	2-3	.667	2	21	23	32.8	10	10	9	0	5	58	61.0
UCF	11/20/2021	59-75	L	26-53	.491	10-20	.500	13-14	.929	9	23	32	32.6	16	13	13	1	4	75	63.8
vs Rice	11/22/2021	104-109	Lot3	37-67	.552	10-22	.455	25-35	.714	8	28	36	33.2	18	15	13	2	5	109	71.3
vs Vermont	11/23/2021	49-58	L	23-54	.426	4-19	.211	8-11	.727	7	27	34	33.3	15	8	12	1	5	58	69.4
vs Akron	11/24/2021	60-69	L	21-43	.488	10-15	.667	17-27	.630	7	25	32	33.1	20	10	13	2	3	69	69.4
at Eastern Ill.	11/28/2021	70-54	W	19-50	.380	3-10	.300	13-20	.650	10	28	38	33.7	12	8	16	3	6	54	67.7
Southern Ill.	12/01/2021	52-54	L	22-44	.500	3-10	.300	7-7	1.000	2	23	25	32.8	12	6	7	4	2	54	66.3
Tennessee Tech	12/04/2021	59-51	W	20-54	.370	4-12	.333	7-13	.538	8	30	38	33.3	15	8	15	0	5	51	64.9
at Southeast Mo. St.	12/08/2021	73-75	L	28-54	.519	7-16	.438	12-13	.923	2	29	31	33.1	14	10	10	0	3	75	65.8
at UNI	01/02/2022	61-83	L	29-53	.547	11-22	.500	14-18	.778	3	30	33	33.1	13	14	9	1	5	83	67.1
Drake	01/08/2022	59-60	L	23-48	.479	6-14	.429	8-13	.615	4	30	34	33.1	23	9	13	3	2	60	66.6
Total		**932**		**345-733**	**.471**	**95-246**	**.386**	**147-216**	**.681**	**86**	**378**	**464**	**33.1**	**218**	**151**	**166**	**30**	**64**	**932**	**66.6**
Evansville		861		306-752	.407	120-371	.323	129-189	.683	86	331	417	29.8	203	144	156	28	84	861	61.5

Opponents Averages

Games Played	Points/ game	FG Pct	3FG Pct	FT Pct	Rebounds/ game	Assists/ game	Turnovers/ game	Assist/Turnover ratio	Steals/ game	Blocks/ game
14	66.6	47.1	38.6	68.1	33.1	10.8	11.9	0.9	4.6	2.1

2021-22 Evansville Men's Basketball

2021-22 Evansville Men's Basketball
Combined Team Statistics
All games

as of Jan 09, 2022

Game Records

Record	Overall	Home	Away	Neutral
ALL GAMES	4-10	3-3	1-4	0-3
CONFERENCE	0-3	0-2	0-1	0-0
NON-CONFERENCE	4-7	3-1	1-3	0-3

Score by Periods

Team	1st	2nd	OT	TOT
Evansville	394	438	29	861
Opponents	430	468	34	932

Team Box Score

No.	Player				Total		3-Point		F-Throw		Rebounds											
		GP-GS	MIN	AVG	FG-FGA	FG%	3FG-3FGA	3FG%	FT-FTA	FT%	OFF	DEF	TOT	AVG	PF	DQ	A	TO	BLK	STL	PTS	AVG
5	GIVANCE, Shamar	14-13	442:12	31.6	72-165	.436	18-55	.327	43-69	.623	5	58	63	4.5	30	1	53	37	0	21	205	14.6
3	NEWTON, Jawaun	14-14	472:45	33.8	74-159	.465	21-62	.339	31-41	.756	22	61	83	5.9	34	0	20	23	7	14	200	14.3
30	FREDERKING, Noah	13-13	425:33	32.7	35-100	.350	21-73	.288	11-14	.786	6	54	60	4.6	17	0	13	13	2	18	102	7.8
10	KUHLMAN, Evan	12-12	353:14	29.4	28-81	.346	16-51	.314	11-13	.846	9	41	50	4.2	24	1	17	11	7	11	83	6.9
13	BEAUCHAMP, Blaise	14-1	236:54	16.9	31-79	.392	17-47	.362	13-20	.650	3	23	26	1.9	11	0	8	12	2	7	92	6.6
34	SMITH JR., Antoine	14-9	319:06	22.8	33-62	.532	19-41	.463	5-6	.833	4	21	25	1.8	30	0	11	13	2	2	90	6.4
2	SISLEY, Blake	10-0	107:25	10.7	10-26	.385	4-9	.444	5-8	.625	4	7	11	1.1	9	0	2	5	1	1	29	2.9
31	ENARUNA, Iyen	11-5	145:40	13.2	11-35	.314	0-7	.000	4-9	.444	5	12	17	1.5	15	0	3	7	2	4	26	2.4
24	PHILLIPS, Preston	12-3	196:20	16.4	8-20	.400	1-5	.200	0-1	.000	12	29	41	3.4	19	0	8	5	5	4	17	1.4
00	BOBE, Gage	12-0	152:13	12.7	4-21	.190	3-18	.167	2-4	.500	1	8	9	0.8	13	0	8	5	0	2	13	1.1
11	PAGE, Emmette	5-0	23:39	4.7	0-4	.000	0-3	.000	4-4	1.000	0	2	2	0.4	1	0	1	1	0	0	4	0.8
Team											15	15	30					24				
Total		**14**	**2875**		**306-752**	**.407**	**120-371**	**.323**	**129-189**	**.683**	**86**	**331**	**417**	**29.8**	**203**	**2**	**144**	**156**	**28**	**84**	**861**	**61.5**
Opponents		**14**	**2875**		**345-733**	**.471**	**95-246**	**.386**	**147-216**	**.681**	**86**	**378**	**464**	**33.1**	**218**	**3**	**151**	**166**	**30**	**64**	**932**	**66.6**

Team Statistics

	EVANS	OPP
Scoring	**861**	**932**
Points per game	61.5	66.6
Scoring margin	-5.1	-
Field goals-att	**306-752**	**345-733**
Field goal pct	.407	.471
3 point fg-att	**120-371**	**95-246**
3-point FG pct	.323	.386
3-pt FG made per game	8.6	6.8
Free throws-att	**129-189**	**147-216**
Free throw pct	.683	.681
F-Throws made per game	9.2	10.5
Rebounds	**417**	**464**
Rebounds per game	29.8	33.1
Rebounding margin	-3.4	-
Assists	**144**	**151**
Assists per game	10.3	10.8
Turnovers	**156**	**166**
Turnovers per game	11.1	11.9
Turnover margin	+0.7	-
Assist/turnover ratio	0.9	0.9
Steals	**84**	**64**
Steals per game	6.0	4.6
Blocks	**28**	**30**
Blocks per game	2.0	2.1
Winning streak	**0**	**-**
Home win streak	0	-
Attendance	**19059**	**15553**
Home games-Avg/Game	6-3177	5-3111
Neutral site-Avg/Game	-	3-307

Team Results

Date	Opponent		Score	Att.
11/09/2021	at Cincinnati	L	43-65	10024
11/11/2021	IUPUI	W	60-40	3145
11/13/2021	at Belmont	L	43-81	2421
11/16/2021	DePauw	W	69-58	2894
11/20/2021	UCF	L	59-75	3233
11/22/2021	vs Rice	Lot3	104-109	435
11/23/2021	vs Vermont	L	49-58	337
11/24/2021	vs Akron	L	60-69	150
11/28/2021	at Eastern Ill.	W	70-54	1011
12/01/2021	Southern Ill.	L	52-54	3318
12/04/2021	Tennessee Tech	W	59-51	3275
12/08/2021	at Southeast Mo. St.	L	73-75	510
01/02/2022	at UNI	L	61-83	1587
01/08/2022	Drake	L	59-60	3194

2021-22 Evansville Men's Basketball

2021-22 Evansville Men's Basketball
Combined Team Statistics
In Conference games

as of Jan 09, 2022

Game Records

Record	Overall	Home	Away	Neutral
ALL GAMES	0-3	0-2	0-1	0-0
CONFERENCE	0-3	0-2	0-1	0-0
NON-CONFERENCE	0-0	0-0	0-0	0-0

Score by Periods

Team	1st	2nd	OT	TOT
Evansville	83	89	0	172
Opponents	99	98	0	197

Team Box Score

No.	Player				Total		3-Point		F-Throw		Rebounds											
		GP-GS	MIN	AVG	FG-FGA	FG%	3FG-3FGA	3FG%	FT-FTA	FT%	OFF	DEF	TOT	AVG	PF	DQ	A	TO	BLK	STL	PTS	AVG
5	GIVANCE, Shamar	3-2	92:54	31.0	19-42	.452	5-14	.357	13-20	.650	0	11	11	3.7	5	0	9	6	0	4	56	18.7
3	NEWTON, Jawaun	3-3	98:41	32.9	15-31	.484	4-10	.400	6-10	.600	3	13	16	5.3	8	0	5	4	0	3	40	13.3
13	BEAUCHAMP, Blaise	3-1	51:22	17.1	7-17	.412	5-12	.417	0-0	.000	0	4	4	1.3	4	0	0	2	1	1	19	6.3
30	FREDERKING, Noah	3-3	89:21	29.8	6-21	.286	5-17	.294	0-0	.000	1	14	15	5.0	4	0	3	2	2	3	17	5.7
10	KUHLMAN, Evan	3-3	74:30	24.8	6-14	.429	2-7	.286	2-2	1.000	3	7	10	3.3	2	0	2	3	0	2	16	5.3
2	SISLEY, Blake	3-0	46:19	15.4	3-9	.333	1-2	.500	4-6	.667	0	5	5	1.7	2	0	1	1	0	0	11	3.7
31	ENARUNA, Iyen	1-0	25:41	25.7	1-3	.333	0-0	.000	0-0	.000	0	0	0	0.0	1	0	2	0	0	0	2	2.0
11	PAGE, Emmette	2-0	15:55	8.0	0-1	.000	0-1	.000	4-4	1.000	0	1	1	0.5	0	0	1	0	0	0	4	2.0
34	SMITH JR., Antoine	3-2	33:52	11.3	2-5	.400	1-3	.333	0-0	.000	0	1	1	0.3	6	0	2	3	0	0	5	1.7
24	PHILLIPS, Preston	3-1	54:22	18.1	1-2	.500	0-1	.000	0-0	.000	1	8	9	3.0	7	0	1	1	3	0	2	0.7
00	BOBE, Gage	2-0	17:03	8.5	0-2	.000	0-2	.000	0-0	.000	0	1	1	0.5	1	0	1	0	0	0	0	0.0
Team											6	4	10					4				
Total		**3**	**600**		**60-147**	**.408**	**23-69**	**.333**	**29-42**	**.690**	**14**	**69**	**83**	**27.7**	**40**	**0**	**27**	**26**	**6**	**13**	**172**	**57.3**
Opponents		**3**	**600**		**74-145**	**.510**	**20-46**	**.435**	**29-38**	**.763**	**9**	**83**	**92**	**30.7**	**48**	**1**	**29**	**29**	**8**	**9**	**197**	**65.7**

Team Statistics

	EVANS	OPP
Scoring	**172**	**197**
Points per game	57.3	65.7
Scoring margin	-8.3	-
Field goals-att	**60-147**	**74-145**
Field goal pct	.408	.510
3 point fg-att	**23-69**	**20-46**
3-point FG pct	.333	.435
3-pt FG made per game	7.7	6.7
Free throws-att	**29-42**	**29-38**
Free throw pct	.690	.763
F-Throws made per game	9.7	9.7
Rebounds	**83**	**92**
Rebounds per game	27.7	30.7
Rebounding margin	-3.0	-
Assists	**27**	**29**
Assists per game	9.0	9.7
Turnovers	**26**	**29**
Turnovers per game	8.7	9.7
Turnover margin	+1.0	-
Assist/turnover ratio	1.0	1.0
Steals	**13**	**9**
Steals per game	4.3	3.0
Blocks	**6**	**8**
Blocks per game	2.0	2.7
Winning streak	**0**	**-**
Home win streak	0	-
Attendance	**6512**	**1587**
Home games-Avg/Game	2-3256	1-1587
Neutral site-Avg/Game	-	0-0

Team Results

Date	Opponent		Score	Att.
12/01/2021	Southern Ill.	L	52-54	3318
01/02/2022	at UNI	L	61-83	1587
01/08/2022	Drake	L	59-60	3194