



2019-20 Men's Basketball

Bob Pristash - rp113@evansville.edu - Office: 812-488-2285 - Cell: 812-266-5288

FIVE NATIONAL CHAMPIONSHIPS | FIVE NCAA D-1 TOURNAMENTS | 2015 CIT CHAMPIONS

2019-20 MEN'S BASKETBALL GAME NOTES

Game
11

**Evansville (7-3, 0-0 MVC) at
Green Bay (3-7, 0-0 Horizon)**

December 14, 2019 | Resch Center | Green Bay, Wisc.



Evansville Purple Aces



STAT SHEET

80.6	Points Per Game	80.1
34.0	Rebounds Per Game	32.8
46.4%	Shooting Percentage	46.4%
75.7%	Free Throw Percentage	71.4%
13.8	Assists Per Game	17.1
3.7	Steals Per Game	8.2

Green Bay Phoenix



Evansville Coaching Info
Head Coach: Walter McCarty
Record at UE: 18-24 (2nd Season)
Career Record: Same

Green Bay Coaching Info
Head Coach: Linc Darner
Record at GB: 78-71 (5th Season)
Career Record: 370-188 (18th Season)

2019-20 Schedule/Results

OCTOBER 2019

Oct. 28 vs. USI (exh.) W, 71-68 OT

NOVEMBER 2019

Nov. 9 vs. Ball State - ESPN3 W, 79-75
 Nov. 12 at #1 Kentucky - SEC Network W, 67-64
 Nov. 14 vs. IU Kokomo % - ESPN3 W, 89-71
 Nov. 18 vs. SMU - ESPN+ L, 57-59
 Nov. 22 vs. East Carolina % FloSports L, 68-85
 Nov. 23 vs. George Washington % - FloSports L, 70-78
 Nov. 24 vs. Morgan State % - FloSports W, 115-112 3 OT
 Nov. 30 at IUPUI - ESPN+ W, 70-64

DECEMBER 2019

Dec. 4 vs. Western Illinois - ESPN3 W, 90-86
 Dec. 7 vs. Miami Ohio - ESPN+ W, 101-87
 Dec. 14 at Green Bay - ESPN+ 6:00 p.m.
 Dec. 16 at Jacksonville State - ESPN+ 7:30 p.m.
 Dec. 21 vs. Murray State - ESPN+ 6:00 p.m.
 Dec. 31 at Missouri State* - ESPN+ 4:00 p.m.

JANUARY 2020

Jan. 4 vs. Valparaiso* - ESPN+ 6:00 p.m.
 Jan. 8 vs. Bradley* - ESPN+ 6:00 p.m.
 Jan. 11 at Loyola* - ESPN+ 3:00 p.m.
 Jan. 15 at Indiana State* - ESPN+ 6:00 p.m. CT
 Jan. 18 vs. Missouri State* - ESPN+ 1:00 p.m.
 Jan. 22 vs. Drake* - ESPN+ 6:00 p.m.
 Jan. 26 at Valparaiso* - MVC TV Network 4:00 p.m.
 Jan. 29 at Illinois State* - ESPN+ 7:00 p.m.

FEBRUARY 2020

Feb. 1 vs. UNI* - MVC TV Network 1:00 p.m.
 Feb. 5 vs. Southern Illinois* - ESPN+ 6:00 p.m.
 Feb. 9 at Bradley* - CBSSN or ESPN3 1/3 p.m.
 Feb. 12 vs. Loyola* - ESPN+ 6:00 p.m.
 Feb. 16 at Drake* - ESPN3/3 3:00 p.m.
 Feb. 20 at Southern Illinois* - ESPN+ 7:00 p.m.
 Feb. 23 vs. Indiana State* - ESPN3/3 1:00 p.m.
 Feb. 26 at UNI* - ESPN+/NBCSCH 7:00 p.m.
 Feb. 29 vs. Illinois State* - CBSSN or ESPN3 1:00 p.m.

MARCH 2020

March 5-8 Arch Madness - Enterprise Center - St. Louis

% - Islands of the Bahamas Showcase

* - MVC Game All Times Central

Follow the game



Resch Center
Green Bay, Wisc.



6 p.m. CT



ESPN+



www.GoPurpleAces.com

What you need to know...

DeAndre Williams was named both the MVC Player and Newcomer of the Week on 12/9; he posted 29 PPG and 9.5 RPG in wins over WIU and Miami OH

As a team, the Purple Aces have made a total of 181 free throws; that total is 7th in the nation and is just 18 behind national leader New Mexico

Evansville improved to a perfect 2-0 on the road with a 70-64 win on Nov. 30 at IUPUI; last year, the Aces were 2-13 in road games

Probable UE Starters (based on last game)



#20 Cunliffe
PPG 11.9
RPG 3.3
Assists 15
Steals 4
Minutes 24.1



#2 Labinowicz
PPG 11.7
RPG 3.4
Assists 16
Steals 2
Minutes 23.6



#30 Frederking
PPG 7.0
RPG 2.4
Assists 9
Steals 1
Minutes 25.1



#33 Riley
PPG 14.4
RPG 3.4
Assists 23
Steals 6
Minutes 28.6



#13 Williams
PPG 16.7
RPG 7.6
Assists 27
Steals 90
Minutes 25.1

Follow the Aces



Purple Aces Radio Network

WJPS 107.1-Evansville/Boonville-Flagship
 WAOV 1450/97.7/97.3-Vincennes
 WRCY 1590/106.7-Mt. Vernon
 WROY 1460/92.1-Carmi, Ill.
 WYFX 106.7-Evansville

SID Contact: Bob Pristash | Office: 812-488-2285 | Cell: 812-266-5288 | rp113@evansville.edu



2019-20 Evansville Men's Basketball

2019-20 Roster



0 Gage Bobe
Guard
6-0/175 - FR
Vincennes, Ind.



1 Marcus Henderson
Guard
6-2/165 - FR
Charlotte, N.C.



2 Artur Labinowicz
Guard
6-4/195 - rJR
Charlotte, N.C.



3 Jawaun Newton
Guard
6-3/180 - SO
El Paso, Texas



4 Devan Straub
Guard
6-2/185 - rJR
Evansville, Ind.



5 Shamar Givance
Guard
5-10/170 - SO
Toronto, Ontario



10 Evan Kuhlman
Forward
6-8/215 - JR
Liberty Township, Ohio



11 Thomasi Gilgeous-Alexander
Guard
6-5/180 - FR
Hamilton, Ontario



13 DeAndre Williams
Forward
6-9/210 - SO
Houston, Texas



20 Sam Cunliffe
Guard
6-8/205 - rJR
Seattle, Wash.



30 Noah Frederking
Guard
6-4/205 - JR
Okawville, Ill.



33 K.J. Riley
Guard
6-5/185 - SR
Bronx, N.Y.



35 John Hall
Forward
6-7/215 - rJR
Philadelphia, Pa.



42 Peace Ilegomah
Center
6-9/240 - JR
Benin City, Nigeria

Numerical Roster

#	Name	Pos.	Ht.	Wt.	Class	Hometown
0	Gage Bobe	G	6-0	175	Fr.	Vincennes, Ind.
1	Marcus Henderson	G	6-2	165	Fr.	Charlotte, N.C.
2	Artur Labinowicz	G	6-4	195	R-Jr.	Charlotte, N.C.
3	Jawaun Newton	G	6-3	180	So.	El Paso, Texas
4	Devan Straub	G	6-2	185	R-Jr.	Evansville, Ind.
5	Shamar Givance	G	5-10	170	So.	Toronto, Ontario
10	Evan Kuhlman	F	6-8	215	Jr.	Liberty Township, Ohio
11	Thomasi Gilgeous-Alexander	G	6-5	180	Fr.	Hamilton, Ontario
13	DeAndre Williams	F	6-9	210	So.	Houston, Texas
20	Sam Cunliffe	G	6-8	205	R-Jr.	Seattle, Wash.
30	Noah Frederking	G	6-4	205	Jr.	Okawville, Ill.
33	K.J. Riley	G	6-5	185	Sr.	Bronx, N.Y.
35	John Hall	F	6-7	215	R-Jr.	Philadelphia, Pa.
42	Peace Ilegomah	C	6-9	240	Jr.	Benin City, Nigeria

Coaching Staff



Walter McCarty
Head Coach



Bennie Seltzer
Assistant Coach



Terrence Commodore
Assistant Coach



Logan Baumann
Assistant Coach



Isaac McGlone
Director of
Basketball
Operations



Ryan Combs
Program
Coordinator

Pronunciation Guide

Gage Bobe	Like "LOBE" (but with a B)
Artur Labinowicz	luh-BIN-oh-itz
Devn Straub	strob
Shamar Givance	GIVE-ince
Evan Kuhlman	COOL-min
Thomasi Gilgeous-Alexander	GIL-jiss
Peace Ilegomah	ill-EE-go-muh



2019-20 Evansville Men's Basketball

1		MARCUS HENDERSON G - 6-2 - FR - Charlotte, N.C.	<table border="1"> <thead> <tr> <th>Points</th> <th>Rebounds</th> <th>Shooting</th> <th>Free Throw</th> <th>Minutes</th> </tr> </thead> <tbody> <tr> <td>2.6</td> <td>1.0</td> <td>47.1</td> <td>-</td> <td>8.1</td> </tr> </tbody> </table>	Points	Rebounds	Shooting	Free Throw	Minutes	2.6	1.0	47.1	-	8.1	Last Gm: 3 pts Notes: Freshman from Charlotte, N.C.... scored six points hitting two triples vs. IU Kokomo and matched it with six against WIU.	<u>Career Highs</u> Pts: 6 (2x) Rbs: 2 (3x) Ast: 4 (vs. WIU, 12/4/19) Min: 19 (vs. WIU, 12/4/19)
Points	Rebounds	Shooting	Free Throw	Minutes											
2.6	1.0	47.1	-	8.1											
2		ARTUR LABINOWICZ G - 6-4 - rJR - Charlotte, N.C.	<table border="1"> <thead> <tr> <th>Points</th> <th>Rebounds</th> <th>Shooting</th> <th>Free Throw</th> <th>Minutes</th> </tr> </thead> <tbody> <tr> <td>11.7</td> <td>3.4</td> <td>41.2</td> <td>74.5</td> <td>23.6</td> </tr> </tbody> </table>	Points	Rebounds	Shooting	Free Throw	Minutes	11.7	3.4	41.2	74.5	23.6	Last Gm: 10 pts, 3-5 FG, 4 ast Notes: Top game at UE saw him post 21 pts on 7-8 shooting and 5-6 FT vs. IU Kokomo...has 13.6 PPG over last eight games.	<u>Career Highs</u> Pts: 32 (vs. Ga. State, 1/13/18)& Rbs: 10 (2x)& Ast: 4 (4x)& Min: 35 (3/22/17 vs. UIC)&
Points	Rebounds	Shooting	Free Throw	Minutes											
11.7	3.4	41.2	74.5	23.6											
3		JAWAUN NEWTON G - 6-3 - SO - El Paso, Texas	<table border="1"> <thead> <tr> <th>Points</th> <th>Rebounds</th> <th>Shooting</th> <th>Free Throw</th> <th>Minutes</th> </tr> </thead> <tbody> <tr> <td>3.7</td> <td>2.4</td> <td>34.3</td> <td>66.7</td> <td>19.8</td> </tr> </tbody> </table>	Points	Rebounds	Shooting	Free Throw	Minutes	3.7	2.4	34.3	66.7	19.8	Last Gm: 3 min Notes: Has started eight games in 2019, made one start as a freshman... played career-high 30 min vs. George Washington	<u>Career Highs</u> Pts: 9 (vs. BRAD, 1/30/19) Rbs: 5 (vs. Morgan St., 11/24/19) Ast: 4 (at UNI, 1/26/19) Min: 30 (vs. GW, 11/23/19)
Points	Rebounds	Shooting	Free Throw	Minutes											
3.7	2.4	34.3	66.7	19.8											
5		SHAMAR GIVANCE G - 5-10 - SO - Toronto, Ontario	<table border="1"> <thead> <tr> <th>Points</th> <th>Rebounds</th> <th>Shooting</th> <th>Free Throw</th> <th>Minutes</th> </tr> </thead> <tbody> <tr> <td>4.8</td> <td>2.8</td> <td>34.3</td> <td>73.9</td> <td>20.1</td> </tr> </tbody> </table>	Points	Rebounds	Shooting	Free Throw	Minutes	4.8	2.8	34.3	73.9	20.1	Last Gm: 8 pts, 5 ast, 4 rbs Notes: Had 6 rbs vs. #1 Kentucky...set career scoring mark with 15 pts vs. Morgan State...season mark of 5 ast came against Miami Ohio.	<u>Career Highs</u> Pts: 15 (vs. Morgan St., 11/24/18) Rbs: 6 (2x) Ast: 7 (vs. ILST, 3/7/19) Min: 29 (vs. MOST, 2/13/19)
Points	Rebounds	Shooting	Free Throw	Minutes											
4.8	2.8	34.3	73.9	20.1											
10		EVAN KUHLMAN F - 6-8 - JR - Liberty Township, Ohio	<table border="1"> <thead> <tr> <th>Points</th> <th>Rebounds</th> <th>Shooting</th> <th>Free Throw</th> <th>Minutes</th> </tr> </thead> <tbody> <tr> <td>2.6</td> <td>1.8</td> <td>26.7</td> <td>71.4</td> <td>12.2</td> </tr> </tbody> </table>	Points	Rebounds	Shooting	Free Throw	Minutes	2.6	1.8	26.7	71.4	12.2	Last Gm: 12 min Notes: Finished with 5 points and 5 rebounds vs. BSU...missed five games but returned at IUPUI playing 13 min and scoring six points.	<u>Career Highs</u> Pts: 14 (at ILST, 1/5/19) Rbs: 8 (vs. OCU, 12/2/17) Ast: 4 (vs. Valpo, 2/2/19) Min: 33 (at ILST, 1/5/19)
Points	Rebounds	Shooting	Free Throw	Minutes											
2.6	1.8	26.7	71.4	12.2											
11		THOMASI GILGEOUS-ALEXANDER G - 6-5 - FR - Hamilton, Ontario	<table border="1"> <thead> <tr> <th>Points</th> <th>Rebounds</th> <th>Shooting</th> <th>Free Throw</th> <th>Minutes</th> </tr> </thead> <tbody> <tr> <td>0.0</td> <td>-</td> <td>-</td> <td>-</td> <td>0.5</td> </tr> </tbody> </table>	Points	Rebounds	Shooting	Free Throw	Minutes	0.0	-	-	-	0.5	Last Gm: DNP Notes: Brother of Shai Gilgeous-Alexander, who currently plays for the Oklahoma City Thunder...made college debut vs. GW, had an assist.	<u>Career Highs</u> Pts: Rbs: Ast: 1 (vs. GW, 11/23/19) Min: 1 (vs. GW, 11/23/19)
Points	Rebounds	Shooting	Free Throw	Minutes											
0.0	-	-	-	0.5											
13		DEANDRE WILLIAMS F - 6-9 - SO - Houston, Texas	<table border="1"> <thead> <tr> <th>Points</th> <th>Rebounds</th> <th>Shooting</th> <th>Free Throw</th> <th>Minutes</th> </tr> </thead> <tbody> <tr> <td>16.7</td> <td>7.6</td> <td>70.2</td> <td>76.5</td> <td>25.1</td> </tr> </tbody> </table>	Points	Rebounds	Shooting	Free Throw	Minutes	16.7	7.6	70.2	76.5	25.1	Last Gm: 37 pts, 17-18 FG Notes: Debuted with 26 points, 9 rebounds vs. BSU...set career mark with 37 pts on 17/18 FG vs. MUOH...3x MVC Newcomer of the Week honoree.	<u>Career Highs</u> Pts: 37 (vs. MUOH, 12/7/19) Rbs: 15 (at IUPUI, 11/30/19) Ast: 5 (at IUPUI, 11/30/19) Min: 35 (2x)
Points	Rebounds	Shooting	Free Throw	Minutes											
16.7	7.6	70.2	76.5	25.1											
20		SAM CUNLIFFE G - 6-8 - rJR - Seattle, Wash.	<table border="1"> <thead> <tr> <th>Points</th> <th>Rebounds</th> <th>Shooting</th> <th>Free Throw</th> <th>Minutes</th> </tr> </thead> <tbody> <tr> <td>11.9</td> <td>3.3</td> <td>42.4</td> <td>77.3</td> <td>24.1</td> </tr> </tbody> </table>	Points	Rebounds	Shooting	Free Throw	Minutes	11.9	3.3	42.4	77.3	24.1	Last Gm: 21 pts, 4 rbs, 3 ast Notes: UE mark of 21 pts came vs. MUOH...had 17 pts. vs. Ball State, UK and Morgan State...had 17 pts and hit clinching free throws at #1 Kentucky.	<u>Career Highs</u> Pts: 23 (vs. Citadel, 11/23/16)& Rbs: 10 (vs. Citadel, 11/23/16)& Ast: 5 (vs. Citadel, 11/23/16)& Min: 35 (vs. MUOH, 12/7/19)
Points	Rebounds	Shooting	Free Throw	Minutes											
11.9	3.3	42.4	77.3	24.1											
30		NOAH FREDERKING G - 6-4 - JR - Okawville, Ill.	<table border="1"> <thead> <tr> <th>Points</th> <th>Rebounds</th> <th>Shooting</th> <th>Free Throw</th> <th>Minutes</th> </tr> </thead> <tbody> <tr> <td>7.0</td> <td>2.4</td> <td>34.3</td> <td>71.4</td> <td>25.1</td> </tr> </tbody> </table>	Points	Rebounds	Shooting	Free Throw	Minutes	7.0	2.4	34.3	71.4	25.1	Last Gm: 14 min, rb Notes: Scored 8 pts in first two games of 19-20 including 8 at top-ranked UE... posted season high 17 pts vs. ECU... scored 8+ pts in 6 of 10 games.	<u>Career Highs</u> Pts: 26 (vs. KWC, 11/15/18) Rbs: 5 (vs. BRAD, 1/6/18) Ast: 5 (vs. UNI, 1/31/18) Min: 35 (vs. Loyola, 2/18/18)
Points	Rebounds	Shooting	Free Throw	Minutes											
7.0	2.4	34.3	71.4	25.1											
33		K.J. RILEY G - 6-5 - SR - Bronx, N.Y.	<table border="1"> <thead> <tr> <th>Points</th> <th>Rebounds</th> <th>Shooting</th> <th>Free Throw</th> <th>Minutes</th> </tr> </thead> <tbody> <tr> <td>14.4</td> <td>3.4</td> <td>53.9</td> <td>81.4</td> <td>28.6</td> </tr> </tbody> </table>	Points	Rebounds	Shooting	Free Throw	Minutes	14.4	3.4	53.9	81.4	28.6	Last Gm: 8 pts, 5 rbs, 6-8 FT Notes: Led all players with 18 pts at #1 Kentucky...reset career high with 36 pts vs. Morgan State, was 12-19 shooting and 10-14 from the line.	<u>Career Highs</u> Pts: 36 (vs. Morgan St, 11/24/19) Rbs: 12 (vs. MID, 12/17/17) Ast: 9 (vs. OCU, 12/2/17) Min: 46 (vs. Morgan St, 11/24/19)
Points	Rebounds	Shooting	Free Throw	Minutes											
14.4	3.4	53.9	81.4	28.6											
35		JOHN HALL F - 6-7 - rJR - Philadelphia, Pa.	<table border="1"> <thead> <tr> <th>Points</th> <th>Rebounds</th> <th>Shooting</th> <th>Free Throw</th> <th>Minutes</th> </tr> </thead> <tbody> <tr> <td>6.8</td> <td>3.1</td> <td>46.0</td> <td>64.3</td> <td>23.6</td> </tr> </tbody> </table>	Points	Rebounds	Shooting	Free Throw	Minutes	6.8	3.1	46.0	64.3	23.6	Last Gm: 14 pts, 4-6 3 pt Notes: Scored 16 pts while going 3-6 from outside vs. IU Kokomo...was 4-6 from long range in 14-point game vs. MUOH.	<u>Career Highs</u> Pts: 21 (2x) Rbs: 14 (vs. JSU, 12/15/18) Ast: 5 (at Xavier, 11/10/18) Min: 43 (vs. Drake, 1/2/19)
Points	Rebounds	Shooting	Free Throw	Minutes											
6.8	3.1	46.0	64.3	23.6											
42		PEACE ILEGOMAH C - 6-9 - JR - Benin City, Nigeria	<table border="1"> <thead> <tr> <th>Points</th> <th>Rebounds</th> <th>Shooting</th> <th>Free Throw</th> <th>Minutes</th> </tr> </thead> <tbody> <tr> <td>-</td> <td>-</td> <td>-</td> <td>-</td> <td>-</td> </tr> </tbody> </table>	Points	Rebounds	Shooting	Free Throw	Minutes	-	-	-	-	-	Last Gm: N/A Notes: Will be eligible at the end of fall semester.	<u>Career Highs</u> Pts: Rbs: Ast: Min:
Points	Rebounds	Shooting	Free Throw	Minutes											
-	-	-	-	-											

& - high did not come at Evansville



2019-20 Evansville Men's Basketball

By the Numbers

1

For the first time in school history, the Aces earned a win over a #1 opponent, defeating Kentucky, 67-64, on 11/12/19

40

As a player at Kentucky, Walter McCarty wore the #40. He returned to Rupp Arena as a coach on 11/12/19.

101

The 2019-20 season marks the 101st season of college basketball at the University of Evansville

The Opponent



- Green Bay fell to 3-7 on the season with a 79-66 loss at UCF on Tuesday evening; the Phoenix have lost three in a row, all coming on the road
- Amari Davis leads four double digit scorers for the team with 16.3 points per game and shoots 60.9%
- JayQuan McCloud is just behind him with 15 points and team highs

in rebounds (4.6/game) and assists (43)

- PJ Pipes and Kameron Hankerson average 11.1 and 10.3 points per contest, respectively

- Averaging 80.1 points per game, the Phoenix are 42nd in the nation in scoring offense, but their defense gives up 83.5 PPG, which is 343rd in the country

The Series

Evansville vs. Green Bay

All-Time **UE leads 6-2**

in Evansville **UE leads 5-0**

in Green Bay **Tied at 1-1**

Neutral site **GB leads 1-0**

Last five meetings

Date	W/L	Location	Result
12/22/18	W	Evansville, Ind.	80-75
11/25/14	L	Esteros, Fla.	62-64
12/22/01	W	Evansville, Ind.	77-69
11/25/00	L	Green Bay, Wisc.	64-67
12/5/88	W	Evansville, Ind.	68-60

Last Meeting

Official Basketball Box Score -- Game Totals -- Final Statistics
Green Bay vs Evansville
12/22/18 4 p.m. at Ford Center, Evansville, Ind.

Green Bay 75 • 6-7

#	Player	Total			3-Ptr			Rebounds			PF	TP	A	T	Blk	Stl	Min
		FG	FGA	FT	FTA	Off	Def	Tot									
15	PATTERSON, Manny	f	0-3	0-0	1-2	1	2	3	2	1	0	1	1	0	0	12	
01	COHEN III, Sandy	g	5-15	1-4	5-7	1	6	7	3	16	1	3	3	2	36		
02	PIPES, PJ	g	3-4	2-2	0-0	0	2	2	2	8	0	3	1	0	20		
10	HEMPHILL, ShanQuan	g	4-10	0-1	0-3	2	6	8	3	8	3	1	0	2	30		
11	McCLOUD, JayQuan	g	3-9	3-7	2-2	1	3	4	4	11	0	2	0	2	29		
12	McNAIR, Josh	g	1-2	0-0	0-0	4	0	4	1	2	1	0	0	0	9		
13	BELL, Trevian	g	3-6	0-2	0-0	0	2	2	1	6	1	0	0	0	17		
21	HANKERSON, Kameron	g	6-14	2-5	4-4	2	1	3	4	18	3	2	0	1	26		
24	SMITH, Jevon	g	1-2	0-1	0-0	0	0	0	0	2	0	0	0	1	3		
30	CRIST, Hunter	g	0-0	0-0	0-0	0	0	0	1	0	1	1	0	0	7		
33	SCHWARTZ, Cody	g	1-2	1-1	0-0	0	0	0	1	3	1	0	0	1	11		
Team						3	2	5									
Totals			27-67	9-23	12-18	14	24	38	22	75	11	13	5	9	200		
FG % 1st Half:		14-34	41.2%	2nd half:		13-33	39.4%	Game:		27-67	40.3%	Deadball					
3FG % 1st Half:		6-12	50.0%	2nd half:		3-11	27.3%	Game:		9-23	39.1%	Rebounds		2			
FT % 1st Half:		3-7	42.9%	2nd half:		9-11	81.8%	Game:		12-18	66.7%						

Evansville 80 • 6-6

#	Player	Total			3-Ptr			Rebounds			PF	TP	A	T	Blk	Stl	Min
		FG	FGA	FT	FTA	Off	Def	Tot									
35	Hall, John	f	3-5	0-1	1-2	0	9	9	0	7	1	4	0	0	0	31	
01	Hill, Marty	g	5-12	2-4	0-0	2	4	6	4	12	2	0	0	1	27		
05	Givance, Shamar	g	1-6	0-2	6-6	2	1	3	0	8	1	2	0	2	19		
21	Feehan, Shea	g	0-0	0-0	0-0	0	0	0	3	0	0	1	0	0	13		
33	Riley, K.J.	g	6-14	0-1	12-14	2	5	7	3	24	2	3	1	1	33		
03	Newton, Jawaun	g	1-1	1-1	0-0	1	2	3	2	3	1	0	0	1	14		
04	Straub, Devan	g	0-0	0-0	0-0	0	0	0	0	0	0	0	0	0	2		
10	Kuhlman, Evan	g	3-5	2-3	0-0	0	2	2	1	8	2	1	1	0	21		
14	Chatkevicius, Dainius	g	4-7	0-0	1-2	1	4	5	1	9	2	0	1	0	17		
30	Frederking, Noah	g	2-7	1-5	4-4	1	3	4	0	9	0	1	0	0	23		
Team						1	0	1									
Totals			25-57	6-17	24-28	10	30	40	14	80	11	12	3	5	200		
FG % 1st Half:		14-31	45.2%	2nd half:		11-26	42.3%	Game:		25-57	43.9%	Deadball					
3FG % 1st Half:		3-6	50.0%	2nd half:		3-11	27.3%	Game:		6-17	35.3%	Rebounds		2			
FT % 1st Half:		4-6	66.7%	2nd half:		20-22	90.9%	Game:		24-28	85.7%						

Officials: John Higgins, John Dillon, Ervin Wilson
Technical fouls: Green Bay-None, Evansville-None.
Attendance: 5011

Score by periods	1st	2nd	Total
Green Bay	37	38	75
Evansville	35	45	80

	Points	In Paint	Off T/O	2nd Chance	Fast Break	Bench
GB	32	7	16	4	3	31
UE	36	9	5	2	2	29

Last FG - GB 2nd-02:23, UE 2nd-00:21.
Largest lead - GB by 4 1st-00:40, UE by 11 2nd-11:51.
GB led for 09:34, UE led for 26:54. Game was tied for 03:32.

Score tied - 7 times.
Lead changed - 11 times.

Coach McCarty the Miami Ohio win



"We have so many weapons and it will be different guys each night; we have to take what defenses give us and not try to force it because we have guys who can put it in the basket. When we play the right way and run our sets, we are pretty tough to guard. Our main focus has to be getting stops on the other end; our offense is in a good spot right now. We need to keep trusting and making plays for each other."

THIS WEEK'S MEDIA SCHEDULE (subject to change)

Wed. Dec. 11	Thurs. Dec. 12	Fri. Dec. 13	Sat. Dec. 14	Sun. Dec. 15	Mon. Dec. 16	Tues. Dec. 16
No media access	Media availability TBA	Travel to Green Bay, Wisc.	Road game at Green Bay 6 p.m. Resch Center	Travel from Green Bay to Jacksonville, Ala.	Road game at Jacksonville State 7:30 p.m. Pete Mathews Coliseum	No media availability



2019-20 Evansville Men's Basketball



ACES RUNDOWN

2018-19 Record
11-21, 5-13 MVC

Head Coach
Walter McCarty - 2nd season

Last Game
101-87 W over Miami Ohio

Last Game Top Player
D. Williams - 37 pts, 10 rbs

Assistant Coaches
Bennie Seltzer, Terrence
Commodore, Logan Baumann

Home Arena
Ford Center

Arena Record
103-40 - 9th season

19-20 Roster Info
7 returners, 7 newcomers,
3 returning starters

Last Postseason/NCAA
2015 CIT/1999 NCAA

Coming up in the MVC (all start time central)

Saturday, Dec. 14

Drake at Dayton (ESPN+) 6 p.m.
Evansville at Green Bay (ESPN+) 6 p.m.

Sunday, Dec. 15

Norfolk State at Loyola (ESPN3) 1 p.m.
Southern Illinois at Missouri (SEC Network) 3 p.m.
Georgia Southern at Bradley (ESPN3) 4 p.m.
Missouri State at VCU (MASN) 6 p.m.

Next three opponents...



Jacksonville State (2-6, 0-0 OVC)

Last game - at Alabama A&M - L - 62-67 OT - 12/7/19
Next game - vs. Troy - 12/11/19 - 7:30 p.m.
Top scorer - De'Torrion Ware - 12.0 PPG
Top rebounder - De'Torrion Ware - 6.3 RPG



Murray State (5-4, 0-0 OVC)

Last game - at Middle Tennessee St - W - 85-52 - 12/7/19
Next game - vs. Kennesaw State - 12/16/19 - 7 p.m.
Top scorer - Tevin Brown - 16.2 PPG
Top rebounder - Anthony Smith - 7.1 RPG



Missouri State (5-5, 0-0 MVC)

Last game - vs. Mississippi Valley St - W - 86-62 - 12/6/19
Next game - vs. Arkansas State - 12/11/19 - 7 p.m.
Top scorer - Keandre Cook - 17.0 PPG
Top rebounder - Tulio Da Silva - 8.4 RPG

We are.....UE

There are several ways to reference the University of Evansville. Generally, the first reference should always be "University of Evansville" or "Purple Aces". Later references to our team may be "Aces" as well as just using the word "Evansville".

Our school abbreviation is "UE". Under no circumstances is it acceptable to use "EU". We are not, never have been, and never will be, the European Union.

In the spring of 2019, the entire university underwent a complete re-brand. The "UE" logo below is our primary and the "Aces" is our secondary. Both are acceptable to use at any time. If you need logo files, please email rp113@evansville.edu.



#FORTHE *Aces*



2019-20 Evansville Men's Basketball

Follow the Aces



You can find the Purple Aces on Facebook and Twitter. The Aces hoops team is on Twitter @UEAthletics_MBB. You can also follow all of the University of Evansville athletics teams on

Twitter @UEAthletics and on Facebook at University of Evansville Athletic Department.

GoPurpleAces.com is the official home of University of Evansville athletics.

GoPurpleAces has the most info on Evansville

Athletics and provides daily updates on all UE sports. It is also the one place to find live streaming and audio from several Aces athletics contests.



Live Stats

Live stat links are available on the men's basketball schedule page on GoPurpleAces.com.

Media Policy

University of Evansville Associate Athletics Director for Media Relations Bob Pristash is the primary media contact for Aces Men's Basketball and all interview and media requests must be directed to his attention. He can be reached via email at rp113@evansville.edu or at 812-266-5288.

Head coach Walter McCarty and requested players will be available at allotted times in the afternoons during the season. All requests must be made within 24 hours of the interview time. No exceptions. All scheduled interviews will take place in the practice facility or Ford Center, depending on practice location. Please see the schedule in game notes for a full schedule of that week. Please contact Bob Pristash on the day of your scheduled interview to confirm location. With schedules at the Ford Center possibly changing last minute, we want to make sure you end up at the correct place. There will also be no availability on game day prior to the contest and on scheduled off days.

Most practices will take place at 6 a.m. in the fall. Please coordinate with Pristash if you would like to attend. All photographers must notify Pristash in advance in order to attend practice. Coach McCarty and selected players will be available following each home game in the media room of the Ford Center following a ten-minute cooling off period.

Quotes from road games will be included in the post-game release.

The Opening Tip

- Riding a 4-game win streak, the University of Evansville men's basketball team embarks on its final non-conference road trip of the regular season on Saturday, traveling to Green Bay for a 6 p.m. game
- Following the contest against the Phoenix, the Purple Aces travel to Alabama for a Monday evening game against Jacksonville State
- Saturday's game will be carried on ESPN+ and the Purple Aces Radio Network

Setting the Scene

- Evansville faces Green Bay for the ninth time overall and the first time on the road since Nov. 25, 2000
- It will mark the Aces first game in the state of Wisconsin since that contest
- UE has won four games in a row for the first time in head coach Walter McCarty's tenure
- In last year's meeting at the Ford Center, UE won by a final of 80-75; K.J. Riley was 12-of-14 from the line on his way to a game-high of 24 points

Last Time Out

- DeAndre Williams shot a school record 94.4% hitting 17 out of 18 shots to lead the Aces to a 101-87 win over Miami Ohio on Saturday
- The RedHawks had a 47-45 halftime lead, but the Aces erupted for 56 points in the second half while shooting 66.7% in the final 20 minutes to finish off the win
- Williams finished the game with a career-best 37 points while adding 10 rebounds, 3 assists and 3 blocks
- Sam Cunliffe had his best game in an Evansville uniform, adding 21 points while John Hall had a solid 14-point game and hit four triples
- With the win, Evansville improved to 12-5 in the series against Miami and 8-1 at home

Win Streak

- As a team, the Aces have improved in several facets over the recent win streak; in the three losses, UE was outrebounded by 13.3 boards per game - the last four games - all wins - the Aces have outrebounded the opposition by 1.5 per game
- UE's shooting has gone up - the Aces have shot 52.1% in the win streak while the three losses saw the team finish at 37.9%
- Evansville has shot 50% or better in the last two games and three of the last four, including 64.2% against the RedHawks - the top effort in the Coach McCarty era

Dialing up from downtown

- In the win over Western Illinois, the Aces connected on 15 3-pointers, the most for the team in a home game at the Ford Center; UE added 12 against Miami Ohio
- It marked the 12th time the Aces have hit 10 or more triples in 41 games under head coach Walter McCarty
- Between the start of the 2009-10 season and the end of the 2017-18 campaign, the program hit 10+ triples just 11 times in 298 games

Offense is Cranking

- Evansville's offense averaged 95.5 points per game over the last week while hitting 56.6% of its attempts
- In Saturday's win over Miami Ohio, the Purple Aces finished the game at 64.2%, the highest in head coach Walter McCarty's tenure
- Just as impressive has been the assist rates - UE was credited for 47 assists on 64 makes in the two victories
- The efficiency has also translated from outside as the Aces hit 51.9% of their 3-pointers in the last two games

Doing what he does best

- Aces senior K.J. Riley ranks 6th in the nation with 7.8 fouls drawn per 40 minutes
- He is tied for 2nd in the NCAA with 57 free throw makes and is tied for 8th with 70 attempts
- Artur Labinowicz has drawn an average of 6.3 fouls per 40 minutes and is 66th in the country

Taking advantage at the line

- UE has excelled in its ability to get to the line and convert its attempts this season
- With 181 free throw makes, Evansville is 9th in the country while its 76.1% from the charity stripe ranks 37th

Weekly Award Sweep

- In the win over Miami Ohio, sophomore DeAndre Williams had one of the best performances in NCAA history before going on to earn MVC Player and Newcomer of the Week recognition
- Williams was 17-of-18 from the field and finished with 37 points and 10 rebounds. - He knocked down 15 shots in a row, which was just one off of the NCAA record of 16, which was set by Doug Grayson of Kent State in 1967
- His 94.4% shooting effort was the best in the NCAA this season with over 10 attempts and the best effort in UE program history
- The 17 makes is tied for the most in an NCAA game this season and was the most for an Evansville player since Colt Ryan had 17 against Creighton in 2012
- Over the last three games, Williams' averages are astounding - he is averaging 26 points, 11.3 rebounds and 4 assists in that span while hitting 79.5% (31/39) of his attempts
- At IUPUI, Williams went off for 20 points, 15 rebounds and 5 assists; it was the first 20-15-5 performance for the Evansville program since Reed Jackson had 21 points, 15 rebounds and 8 assists against South Alabama on December 14, 1994
- The Houston native is a 3-time MVC Newcomer of the Week in 2019 and was named both Newcomer and Player of the Week on December 9
- His 70.2% shooting on the season is 6th in the nation and paces the conference
- He is tied for 3rd in the league with 16.7 points per game and is also tied for third with 7.6 rebounds



2019-20 Evansville Men's Basketball

Quick Facts

GENERAL INFORMATION

Name University of Evansville
 Founded 1854
 Location Evansville, Ind.
 Enrollment 2,822
 Nickname Purple Aces
 Colors Purple, White and Orange
 National Affiliation NCAA Division I
 Conference Missouri Valley Conference
 Home Floor/Capacity Ford Center/8,930
 President Christopher M. Pietruszkiewicz
 Director of Athletics Mark Spencer
 Athletic Ticket Office 812-488-ACES

COACHING STAFF

Head Coach Walter McCarty (Kentucky, '96)
 Record at Evansville 18-24 - 2nd season
 Overall Record 18-24 - 2nd season
 Assistant Coach Bennie Seltzer (Washington State, '93)
 Assistant Coach Terrence Commodore (Eastern Kentucky, '07)
 Assistant Coach Logan Baumann (Louisville, '15)
 Director of Basketball Operations Isaac McGlone
 Strength and Conditioning Coach Sunny Park
 Assistant Athletic Trainer Erik Brown

TEAM INFORMATION

2018-19 Overall Record 11-21
 2018-19 Missouri Valley Record/Finish 5-13 (10th)
 Starters Returning/Lost 3/2
 Letterwinners Returning/Lost 7/4
 Newcomers 7

HISTORY

First Year of Basketball 1919-20
 Overall Record 1,396-1,097 (.560), 101st Season
 NCAA College Division National Champions 1959, 60, 64, 65, 71
 Missouri Valley Record 191-258 (.424), 26th season
 Ford Center Record 103-40 (.720), 9th season
 Last Postseason 5-0 in 2015 CIT
 W, 82-77 vs. IPFW; W, 83-68 at Eastern Illinois; W, 89-82 at Louisiana;
 W, 79-66 vs. UT Martin; W, 71-65 vs. Northern Arizona
 NCAA Tournament Appearances 5 (1982, 1989, 1992, 1993, 1999)
 Last NCAA Appearance L, 95-74 vs. Kansas (1999 First Round)
 NIT Appearances 2 (1988, 1994)
 Last NIT Appearance L, 76-63 vs. Tulane (1994 First Round)
 CIT Appearances 2 (2013)
 Last CIT Appearance L, 58-81 at East Carolina (2013 Semifinals)
 CBI Appearances 1 (2011)
 Last CBI Appearance L, 95-86 vs. Princeton (2012 First Round)

MEDIA RELATIONS

Associate AD for Media Relations (MBB contact) Bob Pristash
 Office (812) 488-2285
 Cell (812) 266-5288
 E-Mail rp113@evansville.edu
 Sports Information Fax (812) 488-2199
 Mailing Address 1800 Lincoln Avenue
 Evansville, In 47722
 Official Athletics Website www.GoPurpleAces.com

- Williams is tied for the conference lead with 5.8 defensive caroms per game
 - He has three double-doubles this season
 - He had the best debut in 33 seasons for the program as he scored 26 in the win over BSU; Williams was 11-for-14 from the field, 3-4 from outside and added 9 rebounds, 3 assists and 2 steals
 - His effort was the best in an Evansville debut since Dec. 1, 1986 when Marty Simmons scored 27 points in an 85-79 home win over Montana State

Battle of the Boards

- Last season, Evansville was 6-3 in the nine games it won the rebounding battle
 - So far in 2019, the Aces are 4-1 when coming out with more caroms

Over 50

- Entering the December 4 game against Western Illinois, UE was 0-12 since the start of the 2018-19 season when the opponent shot 50% or higher
 - The Aces ended the streak, earning a 90-86 win over a WIU team that shot 55.6% before accomplishing the feat once again versus Miami Ohio, who shot 52.4%
 - UE was 1-1 last season when finishing at 50% or better, but is a perfect 4-0 in that stat this season

A New Career Mark - Twice

- Senior K.J. Riley wrapped up the best week of his career with the top two offensive performances in his time as a Purple Ace in the Bahamas
 - Against George Washington, Riley had 28 points while hitting 14 out of 16 free throws
 - He followed that up with one of the best games the program has seen in recent seasons, totaling 36 points in the triple overtime win against Morgan State
 - He was 12-of-19 overall and 10-for-14 from the line; with UE trailing by three, Riley sent the game to overtime with an off balance triple with 1.5 seconds left
 - Riley was the top performer for either team in the game at Kentucky
 - The Bronx product tallied 18 points while going a perfect 2-2 from outside and 8-8 from the free throw line
 - With 14.4 points per game, Riley is second on the team in his senior campaign; he also has team-bests in minutes and free throws

Depth is Paying Off

- One statistic you may not see any Aces player lead the conference in is minutes played
 - Coach McCarty is showing that the best teams do not need one player on the floor for the majority of the game; so far - there have only been 12 occasions in ten games where a player has seen 30 or more minutes of work; that tally includes the triple overtime game against Morgan State
 - Seven Aces players are on the floor for at least 20 minutes per game with nobody having to work over 30 minutes on average

Two for the Road

- Last season, the Purple Aces won just two true road games in 15 tries
 - This year has been a different story as Evansville is a perfect 2-0 in road contests to start the season
 - UE defeated #1 Kentucky at Rupp Arena on November 12 and got the job done again on Saturday, picking up a 70-64 win at IUPUI
 - Evansville's road wins last season came at Missouri State on January 16 and at Valparaiso on March 2

Bench Mark

- The bench of the Purple Aces has been one of the most pivotal parts of the Aces' start to the season
 - In ten games, the Evansville bench has outscored the opposition by a total of 72 points, an average of 7.2 points per game

Clutch down the stretch

- Averaging 11.9 points in his first season at Evansville, Sam Cunliffe had his top performance for the Aces against Miami Ohio, scoring 21 points
 - Cunliffe was 6-of-13 in the game and hit six free throws
 - He has scored 15 or more points in six of Evansville's ten games
 - UE is 5-1 when Cunliffe hits multiple 3's
 - With UE up one and six seconds on the clock, Cunliffe calmly walked to the line and hit a pair of free throws that proved to be the icing on the cake in a 67-64 win over the top-ranked Wildcats
 - Cunliffe scored 17 in the win over the top-ranked UK squad
 - Evansville is a perfect 4-0 when Cunliffe hauls in more than three rebounds and is 5-1 when he takes 10+ shots
 - He was rewarded with his first start of the season against Western Illinois

Home Cooking

- A native of Evansville, Walter McCarty definitely enjoys the home cooking
 - Last year, he led the Purple Aces to a 6-1 non-conference record at the Ford Center
 - That included wins over Wyoming, Ball State and Green Bay
 - The streak continued this season with a 4-1 mark in the first five home outings

Making the Start

- Redshirt junior Artur Labinowicz opened the season averaging five points per game through the first two contests
 - Since then, he has found a nice rhythm, averaging 13.6 points per game, third-best on the team over that span; he has scored at least 9 points in each of the last eight games
 - His season mark of 21 points came against IU Kokomo while he finished the weekend with 19 points against George Washington and 17 versus Morgan State
 - Labinowicz has gotten the start in each of the last five games
 - The top game of his college career came in his time at Coastal Carolina where he scored 32 in a win over Georgia State on 1/13/18



2019-20 Evansville Men's Basketball

Long Distance Calls

- Junior Noah Frederking had his best game of the season against East Carolina, pouring in 17 points
- He connected on a career-high five triples in the game; in the contests against SMU and the Pirates; he combined to hit 8 out of 15 long range tries
- Frederking is second on the team with 17 triples on the year
- He has started all ten games this year and stands at 26 starts as he embarks on his third season with the program
- His top career game came on 11/15/18 against Kentucky Wesleyan as he scored 26 points

Up-Tempo Sophomore

- In the triple overtime thriller against Morgan State, sophomore Shamar Givance set his career scoring mark with 15 points while going a perfect 2-2 from outside and 4-7 from the field
- Givance was one of the Aces' most productive players in the opener versus Ball State and finished with five points; three of those came on a triple at the buzzer to finish the first half
- He drained another triple at Kentucky while giving his team 6 rebounds in 26 minutes
- Givance excels in his ability to take care of the ball and it has shown so far - he has 22 assists against just 6 turnovers in 201 minutes of game action and leads the conference in assist-to-turnover ratio
- Givance made six starts and played in all 32 games as a freshman, posting 17.1 minutes per game; in 547 minutes, he had 75 assists against 42 turnovers

Home Attendance

- Home attendance saw a large jump for the Aces last season, who averaged 5,299 fans per game, the highest single-season total in Ford Center history
- UE had at least 5,000 in attendance in each of the last ten home games including a season-high of 6,419 against Indiana State
- The 2018-19 season saw the program average 1,512 more fans per game than 2017-18, a 40% increase
- On Nov. 9 against Ball State, the Aces welcomed 5,372 fans - it was the highest total in a home opener since the inaugural opener against Butler in 2011
- Through five home games, the Aces are averaging 5,210 fans

Ford Center Milestone

- The season-opening win over Ball State marked the 100th win inside the Ford Center for the program; UE is 102-40 in the arena, which opened in 2011

Record from Outside

- One of the staples of Coach McCarty's offense has been the propensity to shoot the three
- Last season, Evansville set program marks in 3-point makes (264) and attempts (776)
- The previous UE record for makes was 244 in 1993-94 while the prior mark for attempts was 602 in 2004-05
- Since the 3-pointer was adopted prior to the 1986-87 campaign, UE attempts 500 or more on nine occasions; by comparison, Evansville's opponents have shot 500 triples in 23 of those seasons
- Through 10 games, UE has attempted 242 triples; that accounts for 42.0% of their field goal attempts overall
- Last season, the Aces were 3-5 when hitting 10 or more triples, but have done better this year, going 3-1 when that is the case

Pin Point Accuracy

- In his last three games, John Hall has drained 7 of his 10 3-point attempts and is shooting 44.8% from outside this season
- He was 4-for-6 from long distance against Miami Ohio - by comparison - he took a total of just six 3-point shots in his first season with the program
- Not too many players saw the improvement that Hall did in his first season under the teaching of Coach McCarty
- Hall saw his scoring improve from 2.9 to 9.0 points, his rebounds go from 2.7 to 6.6 and his 3-point shooting jump from 16.7% all the way to 35.7%
- The Philadelphia native has been a starter in eight games this year and poured in his top effort of the season against IU Kokomo, posting 16 points while converting three triples

Aces vs. Ranked Opponents

Since the 1948-49 season, the University of Evansville has squared off against 72 ranked opponents, posting a 17-55 mark. Evansville defeated top-ranked Kentucky on Nov. 12, 2019.

Date	Rank	Team	H/A	Score
11/12/19	1	Kentucky	A	67-64
12/20/17	4	Duke	A	L, 40-104
2/21/17	25	Wichita State	A	L, 83-109
11/11/16	13	Louisville	A	L, 47-78
1/31/16	22	Wichita State	H	L, 65-78
2/25/15	10	Northern Iowa	A	L, 57-68
2/22/15	13	Wichita State	A	L, 43-62
1/17/15	13	Wichita State	H	L, 41-61
1/1/15	23	Northern Iowa	H	W, 52-49
3/7/14	2	Wichita State	N	L, 58-80
2/16/14	2	Wichita State	H	L, 68-84
2/1/14	3	Wichita State	A	L, 67-81
2/16/13	23	Creighton	H	L, 68-71
1/13/13	23	Wichita State	H	W, 71-67
12/29/12	12	Creighton	A	L, 70-87
12/22/12	19	Butler	A	L, 67-75
11/10/12	22	Notre Dame	A	L, 49-58
3/3/12	24	Creighton	N	L, 71-99
2/7/12	15	Creighton	H	W, 65-57
12/6/11	6	North Carolina	A	L, 48-97
11/27/10	23	Butler	A	W, 71-68 (OT)
2/23/10	25	Northern Iowa	H	W, 55-54
11/21/09	11	Butler	H	L, 60-64
12/18/08	1	North Carolina	A	L, 73-91
2/9/08	16	Drake	A	L, 65-73
11/17/07	25	Butler	H	L, 47-60
2/24/07	13	Southern Illinois	A	L, 69-76
12/22/06	16	Butler	A	L, 65-76
3/6/04	15	Southern Illinois	N	L, 67-93
2/18/04	20	Southern Illinois	H	L, 69-84
1/17/04	24	Creighton	A	L, 53-72
12/27/03	22	Purdue	A	L, 62-82
1/23/03	10	Creighton	H	W, 74-66
1/15/03	13	Creighton	A	L, 56-93
12/3/02	25	Western Kentucky	H	W, 81-76
12/21/96	13	Indiana	N	L, 57-75
11/27/96	22	Indiana	N	L, 73-74
1/22/94	22	Xavier	H	W, 91-61
3/18/93	10	Florida State	N	L, 70-82
3/13/93	22	Xavier	N	W, 80-69
12/18/90	21	Michigan State	A	L, 76-81
2/15/90	22	Xavier	A	L, 52-71
1/18/90	20	Xavier	H	W, 59-51
12/20/89	25	Michigan State	H	L, 66-80
3/19/89	11	Seton Hall	N	L, 73-87
1/21/87	6	DePaul	H	L, 68-78
2/28/84	5	DePaul	A	L, 65-96
12/19/83	7	Purdue	H	W, 80-65
2/10/82	3	DePaul	A	L, 58-59
2/9/81	3	DePaul	H	L, 53-61
12/15/80	3	UCLA	A	L, 62-69
2/26/80	1	DePaul	A	L, 94-105
12/10/77	11	Indiana State	A	L, 76-102
12/19/73	10	Long Beach State	H	L, 67-75
12/27/69	13	Jacksonville	H	L, 70-100
12/20/69	12	Purdue	H	W, 80-78
12/10/69	17	Colorado	A	L, 66-97
12/28/68	14	New Mexico State	H	L, 75-86
12/21/61	8	Purdue	H	L, 77-83
12/7/60	6	Utah	A	L, 77-132
12/1/59	-	Iowa	H	L, 84-86
12/21/57	13	UCLA	H	W, 83-76
1/1/54	-	Maryland	N	L, 58-66
2/14/53	-	Washington (Mo.)	A	L, 71-79
12/3/52	-	Murray State	H	L, 79-80
12/17/51	19	Eastern Kentucky	A	L, 66-86
2/6/51	-	Murray State	A	L, 61-70
12/9/50	-	Dayton	N	W, 60-54
2/15/50	-	Louisville	N	W, 79-61
1/18/50	-	Western Kentucky	N	L, 69-73
12/10/49	-	Bowling Green	N	W, 73-71
2/8/49	-	Western Kentucky	A	L, 47-71



2019-20 Evansville Men's Basketball

Around the Valley

2019-20 Missouri Valley Conference Standings

SCHOOL	CONF	OVERALL
UNI	0-0	8-1
Drake	0-0	8-2
Evansville	0-0	7-3
Bradley	0-0	6-3
Loyola	0-0	6-4
Valparaiso	0-0	6-4
Indiana State	0-0	5-4
Missouri State	0-0	5-5
Illinois State	0-0	4-5
Southern Illinois	0-0	4-6

MVC Preseason Poll - 2019-20

School (First Place Votes)	TOTAL
1 Missouri State (29)	410
2 Bradley (5)	368
3 UNI (3)	343
4 Loyola (6)	340
5 Drake	243
6 Indiana State	210
7 Illinois State (1)	193
8 Evansville	132
9 Valparaiso	98
10 Southern Illinois	83

2019-20 Preseason All-Conference Team

FIRST TEAM

Darrell Brown, Bradley
 Tulio Da Silva, Missouri State
 AJ Green, UNI
 Tyreke Key, Indiana State
 Cameron Krutwig, Loyola

SECOND TEAM

Jordan Barnes, Indiana State
 Elijah Childs, Bradley
 Keandre Cook, Missouri State
 Ryan Fazekas, Valparaiso
 Javon Freeman-Liberty, Valparaiso

THIRD TEAM

Zach Copeland, Illinois State
 Gaige Prim, Missouri State
 Lamont West, Missouri State
 D.J. Wilkins, Drake
DeAndre Williams, Evansville
 Lucas Williamson, Loyola

Evansville's Record Against The Valley

School	Overall	Home	Away	Neutral
Bradley	23-31	17-10	5-21	1-1
Drake	28-24	17-7	10-15	1-2
Illinois St.	19-43	13-15	5-23	1-5
Indiana St.	82-93	53-31	26-60	3-2
Loyola	28-21	15-10	11-11	2-0
Missouri St.	35-36	22-11	11-21	2-4
UNI	26-30	19-8	7-18	0-4
Southern Ill.	57-71	38-25	18-43	1-3
Valparaiso	70-17	41-5	28-12	1-0

2019-20 Starting Lineups

vs. USI (exh)	Riley	Cunliffe	Labinowicz	Hall	Williams
vs. Ball State	Riley	Newton	Frederking	Hall	Williams
at Kentucky	Riley	Newton	Frederking	Hall	Williams
vs. IU Kokomo	Riley	Newton	Frederking	Hall	Williams
vs. SMU	Riley	Newton	Frederking	Hall	Williams
vs. ECU	Riley	Newton	Frederking	Hall	Williams
vs. GW	Riley	Newton	Frederking	Labinowicz	Hall
vs. Morgan State	Riley	Newton	Frederking	Labinowicz	Hall
at IUPUI	Riley	Newton	Frederking	Labinowicz	Hall
vs. Western Illinois	Riley	Cunliffe	Frederking	Labinowicz	Williams
vs. Miami Ohio	Riley	Cunliffe	Frederking	Labinowicz	Williams

Number of games with...

Double Figure Points	Career	19-20	18-19	17-18
K.J. Riley	40	5	26	9
John Hall	15	2	13	-
Noah Frederking	13	2	7	4
Evan Kuhlman	6	-	6	-
DeAndre Williams	7	7	-	-
Sam Cunliffe	6	6	-	-
Artur Labinowicz	6	6	-	-
Shamar Givance	4	1	3	-

20+ Points Scored	Career	19-20	18-19	17-18
K.J. Riley	7	2	4	1
DeAndre Williams	5	5	-	-
John Hall	2	-	2	-
Sam Cunliffe	1	1	-	-

30+ Points Scored	Career	19-20
K.J. Riley	1	1
DeAndre Williams	1	1

40+ Points Scored	Career	19-20
N/A		

10+ Rebounds	Career	19-20	18-19	17-18
John Hall	8	-	8	-
K.J. Riley	3	-	2	1
DeAndre Williams	3	32	-	-

Double-Doubles	Career	19-20	18-19	17-18
John Hall	5	-	5	-
K.J. Riley	3	-	2	1
DeAndre Williams	3	3	-	-

Tracking the Aces

Opponent	Largest Lead	Largest Deficit	Lead Changes
Ball State	25	1	2
Kentucky	8	3	7
IU Kokomo	24	3	2
SMU	5	8	3
East Carolina	-	19	0
George Washington	3	15	6
Morgan State	7	12	13
IUPUI	8	12	11
Western Illinois	7	7	12
Miami Ohio	14	4	13



2019-20 Evansville Men's Basketball

UE Stat Rankings (12/9/19)

TEAM STATS

CATEGORY	MVC Rank	NCAA Rank	Actual
Scoring Offense	1	36	80.6
Scoring Defense	10	327	78.1
Scoring Margin	7	203	+2.5
Free Throw Pct.	1	37	76.1
Field Goal Pct.	3	75	46.4
Field Goal Pct. Defense	9	299	45.8
3-Point FG Pct.	3	47	37.6
3-Point FG Pct. Defense	9	294	35.9
Rebounding Offense	7	269	34.0
Rebounding Defense	10	-	36.6
Rebounding Margin	9	277	-2.6
Blocked Shots	7	273	2.4
Assists	5	153	13.8
Steals	10	350	3.7
Turnover Margin	9	243	-1.00
Assist/Turnover Ratio	5	124	1.06
Offensive Rebounds	7	326	7.3
Defensive Rebounds	2	141	26.7

INDIVIDUAL STATS (MVC Rankings)

Scoring			
DeAndre Williams	T-3		16.7/game
K.J. Riley	10		14.4
Rebounds			
DeAndre Williams	4		7.6/game
Field Goal Percentage			
DeAndre Williams	2		.702
Free Throw Percentage			
K.J. Riley	10		.814
3-Point FG Percentage			
John Hall	4		.448
Blocked Shots			
DeAndre Williams	T-4		1.0/game
Assist/Turnover Ratio			
Shamar Givance	1		3.7
Offensive Rebounds			
DeAndre Williams	10		1.8
Defensive Rebounds			
DeAndre Williams	T-1		5.8/game

What's Coming Back?

- UE brings back seven players from last year's roster
- That translates to 61.8% of its scoring, 62.3% of the rebounds, 72.3% of the assists and 65.4% of the steals from 2018-19

Making the Effort

- As a freshman last season, Jawaun Newton was touted as the Aces top defensive player; offensively, he added a 9-point game against Bradley last year for his top total
- Newton really came into his own on the summer trip to Europe, tallying eight points in the opener in London before erupting for 15 points in France
- He was 7-for-10 from the floor and took over the game in the first half
- His work did not go unnoticed by Coach McCarty as Newton was rewarded with starts in eight games as a sophomore
- Newton has reset his career minute mark three times this year, most recently playing 30 minutes against George Washington

Making the Jump

- Junior Evan Kuhlman was UE's leading free throw shooter last season at 88.0% and averaged 6.2 points per game
- He began the 2019-20 season with a 3-3 effort from the line against Ball State and went 2-for-2 at IUPUI
- After missing five games due to injury, Kuhlman made his return against the Jaguars and scored six pivotal points in the road win

The Freshmen

- Thomasi Gilgeous-Alexander and Marcus Henderson join the program as freshmen in 2019
- Gilgeous-Alexander is the brother of Shai Gilgeous-Alexander, who played for the Oklahoma City Thunder
- He had a huge play in the 4th quarter of the 2-point win in Belgium and made his regular season debut versus George Washington and was credited with an assist
- Marcus Henderson is a native of Charlotte, N.C. where he averaged 12.5 points at Statesville Christian HS as a senior
- He scored nine points in his debut in London and was on the floor for three minutes in the season opener; he was 1-1 from the floor
- Henderson hit a pair of triples against IU Kokomo, finishing with six points and matched that total against Western Illinois
- Through his first ten games, Henderson is 7-of-14 from long range

Defeating #1

- One of the biggest days in program history saw the Purple Aces take down #1 Kentucky by a 67-64 final on Tuesday night
- Evansville held the lead for nearly 75% of the game; the Aces held a 34-30 lead at the half and went up by as many as eight points in the game; UK never led by more than three
- Senior K.J. Riley led by example, pouring in a game-high 18 points; he was 2-2 from outside and 8-8 from the line while Sam Cunliffe posted a 17-point outing and hit the two biggest free throws of the game with six seconds left
- In his first trip to the arena he called home as a player, Aces head coach Walter McCarty picked up the biggest win of his career
- Evansville's defense held the Wildcats to just 37% shooting; last season - just one team fared better - that came on March 2, 2019 when #7 Tennessee held Kentucky to 31.8%
- The win marked the 17th in program history against ranked opponents; the last win came on January 1, 2015 when UE defeated #23 UNI
- The highest previous opponent that the program defeated came when the Aces took down #7 Purdue on Dec. 19, 1983
- Evansville's win also had major significance in Missouri Valley Conference history as the victory was the first time a member school defeated a top-ranked non-conference team on the road
- It was the 13th-ever MVC win over a #1 school and the ninth in non-conference play; the last Valley win over the #1 school since Nov. 21, 2015 when UNI defeated North Carolina in Cedar Falls



2019-20 Evansville Men's Basketball

Times Leading the Aces in 2019-20

Player	PTS	RBS	AST	BLK	STL
Sam Cunliffe	1	2	1	1	2
Noah Frederking	1	0	0	1	0
Shamar Givance	0	2	2	0	4
John Hall	0	0	1	1	0
Evan Kuhlman	0	0	0	0	2
Artur Labinowicz	0	2	1	2	1
Jawaun Newton	0	0	0	1	1
K.J. Riley	3	0	5	0	3
DeAndre Williams	6	7	4	6	5

*includes times tied for team high

UE Program Single Game Records

TEAM RECORDS

Points	136 - vs. Butler - 2/9/91
Field Goals	53 - vs. DePauw - 1/9/65
Shooting Percentage	72.5% - vs. WKU (29/40) - 12/12/81
3-Point Field Goals	17 - Twice, last at Xavier - 11/10/18
Highest 3-PT % (10+ att)	83.3% (10/12) - vs. Butler - 2/9/91
Most Free Throw Makes	46 - Twice, last vs. Butler - 2/9/91
Highest FT% (20+ att)	95.5% - Twice, last vs. Charleston Southern - 12/6/97
Most Rebounds	87 - vs. St. Joseph's (Ind.) - 1958-59 Season
Most Blocked Shots	11 - Twice, last vs. Indiana State - 12/10/90
Most Assists	34 - vs. Earlham - 11/15/14

INDIVIDUAL RECORDS

Points	65 by Scott Haffner vs. Dayton - 2/18/89
Field Goals	23 by Scott Haffner vs. Dayton - 2/18/89
Field Goal Percentage (12+ att)	94.4% (17/18) by DeAndre Williams vs. Miami Ohio - 12/7/19
3-Point Field Goals	11 by Scott Haffner vs. Dayton - 2/18/89
3-Point Field Goal Percentage (8+ att)	100% (9/9) by Marcus Wilson at UT Martin - 11/18/98
Most Free Throws	20 by D.J. Balentine vs. Illinois State - 2/12/14
	20 by Matt Webster vs. Lipscomb - 12/16/06
Highest Free Throw Percentage (15+ att)	100% (18/18) by Shy Ely vs. Creighton - 2/13/08
	100% (15/15) by Marcus Wilson at Drake - 1/2/99
Most Rebounds	31 by Dale Wise vs. Kentucky Wesleyan and Ball State - 1959-60
	31 by Jim Smallins vs. Kentucky Wesleyan - 1956-57 Season
Most Assists	15 by Jeremy Stanton vs. Illinois State - 2/12/01
Most Blocked Shots	8 - 3 times - last by Egidijus Mockevicius vs. Drake - 3/6/14 & - Arch Madness Record

2019-20 Highs/Lows

Most Points Scored 115 vs. Morgan State - 11/24/19	Most Assists 25 vs. Western Illinois - 12/4/19	Most Turnovers 18 by SMU - 11/18/19
Fewest Points Scored 57 vs. SMU - 11/18/19	Fewest Assists 7 vs. GW - 11/23/19	Fewest Turnovers 6 by IU Kokomo - 11/14/19
Most Field Goal Makes 35 vs. Morgan State - 11/24/19	Most Turnovers 18 - Twice	Most Blocked Shots 6 by IU Kokomo - 11/14/19
Fewest Field Goal Makes 17 vs. SMU - 11/18/19	Fewest Turnovers 8 at IUPUI - 11/30/19	Fewest Blocked Shots 0 by Ball State - 11/9/19
Most Field Goal Attempts 64 vs. IU Kokomo - 11/14/19	Most Blocked Shots 5 vs. Morgan State - 11/24/19	Most Steals 10 by Ball State - 11/9/19
Fewest Field Goal Attempts 48 vs. SMU - 11/18/19	Fewest Blocked Shots 0 - Twice	Fewest Steals 2 - Twice
Highest FG% 64.2% vs. Miami Ohio - 12/7/19	Most Steals 7 vs. Ball State - 11/9/19	UE INDIVIDUAL HIGHS
Lowest FG% 38.0% vs East Carolina - 11/22/19	Fewest Steals 2 - Three times	Most Points Scored 37 by DeAndre Williams vs. Miami Ohio - 12/7/19
Most 3-Point Makes 15 vs. Western Illinois - 12/4/19	OPPONENT HIGHS/LOWS	Most Field Goal Makes 17 by DeAndre Williams vs. Miami Ohio - 12/7/19
Fewest 3-Point Makes 2 vs. GW - 11/23/19	Most Points Scored 112 by Morgan State - 11/24/19	Most Field Goal Attempts 19 by K.J. Riley vs. Morgan State - 11/24/19
Highest 3-PT% 53.6% vs Western Illinois-12/4/19	Fewest Points Scored 59 by SMU - 11/18/19	Most 3-Point Makes 5 - Twice
Lowest 3-PT% 14.3% vs. GW - 11/23/19	Most Points Scored 112 by Morgan State - 11/24/19	Most 3-Point Attempts 11 by Sam Cunliffe vs. East Carolina - 11/22/19
Most Free Throw Makes 35 vs. Morgan State - 11/24/19	Highest FG% 55.6% by Western Illinois-12/4/19	Most Free Throw Makes 14 by K.J. Riley vs. George Washington-11/23/19
Fewest Free Throw Makes 12 - Twice	Lowest FG% 37.0% by Kentucky - 11/12/19	Most Free Throw Attempts 16 by K.J. Riley vs. George Washington-11/23/19
Highest FT% 92.3% (12/13) at Kentucky	Most Field Goal Makes 38 by Morgan State - 11/24/19	Most Rebounds 15 by DeAndre Williams at IUPUI - 11/30/19
Lowest FT% 60.7% vs East Carolina- 11/22/19	Fewest Field Goal Makes 20 by Kentucky - 11/12/19	Most Assists 5 - Three times
Most Total Rebounds 45 vs. IU Kokomo - 11/14/19	Most 3-Point Makes 10 by GW - 11/23/19	Most Steals 3 by Sam Cunliffe vs. SMU - 11/18/19
Fewest Total Rebounds 23 vs. East Carolina - 11/22/19	Fewest 3-Point Makes 4 - Twice	Most Blocked Shots 3 by DeAndre Williams vs. Miami Ohio - 12/7/19
Most Offensive Rebounds 12 at IUPUI - 11/30/19	Most Free Throw Makes 28 by Morgan State - 11/24/19	
Fewest Offensive Rebounds 3 - Twice	Fewest Free Throw Makes 6 by Ball State - 11/9/19	
Most Defensive Rebounds 34 vs. IU Kokomo - 11/14/19	Most Rebounds 47 by SMU - 11/18/19	
Fewest Defensive Rebounds 20 vs. East Carolina - 11/22/19	Fewest Rebounds 20 by Miami Ohio - 12/7/19	
Most Personal Fouls 26 vs. East Carolina - 11/22/19	Most Assists 14 by East Carolina - 11/22/19	
Fewest Personal Fouls 8 vs. IU Kokomo - 11/14/19	Fewest Assists 6 - Twice	

Wins vs. Loss Stats in 2019-20

Result	FG%	OPP FG%	3PT %	OPP 3PT%	FT%	RPG	APG	TOPG	BPG	SPG	PPG	OPP PPG
Wins	49.4%	45.3%	40.6%	35.9%	76.1%	37.1	15.4	13.7	3.0	3.6	87.3	80.0
Losses	37.9%	47.0%	30.6%	35.8%	75.0%	26.7	10.0	11.3	1.0	4.0	65.0	74.0



2019-20 Evansville Men's Basketball

Home Court Advantage

In 55 seasons at Roberts Stadium, the Aces amassed an amazing .723 winning percentage, capturing 604 games. Below is a rundown of the Aces home history at Roberts Stadium and the Ford Center.

Year	W-L	Win %	Attend.	Avg.
1956-57	13-2	.867	34,172	2,278
1957-58	17-2	.895	120,902	6,363
*1958-59	17-2	.895	136,841	7,202
*1959-60	19-1	.950	168,361	8,418
1960-61	8-6	.572	91,525	6,538
1961-62	9-7	.563	113,901	7,119
1962-63	12-3	.800	124,636	8,309
*1963-64	17-2	.895	185,112	9,743
*1964-65	17-0	1.000	185,310	10,901
1965-66	11-3	.768	129,604	9,257
1966-67	4-11	.267	109,628	7,309
1967-68	14-2	.875	112,700	7,044
1968-69	8-7	.533	87,772	5,852
1969-70	10-4	.714	104,219	7,444
*1970-71	16-4	.800	134,867	6,743
1971-72	15-2	.882	122,749	7,221
1972-73	9-5	.643	68,773	4,585
1973-74	14-3	.824	109,074	7,271
1974-75	8-5	.615	63,066	4,505
1975-76	13-3	.813	82,107	5,132
1976-77	9-5	.643	64,063	5,339
1977-78	1-1	.500	13,086	6,543
1978-79	5-9	.357	112,214	8,015
1979-80	12-4	.750	123,760	7,735
1980-81	13-2	.867	126,726	8,448
1981-82	12-1	.923	130,099	10,008
1982-83	10-8	.556	152,243	8,458
1983-84	11-6	.647	135,572	7,975
1984-85	10-5	.667	93,675	6,245
1985-86	7-7	.500	91,224	6,516
1986-87	12-2	.857	110,923	7,923
1987-88	15-1	.938	145,959	9,122
1988-89	15-0	1.000	139,201	9,280
1989-90	11-5	.688	154,362	9,648
1990-91	9-6	.600	161,757	10,784
1991-92	15-1	.938	163,168	10,198
1992-93	11-2	.846	152,616	11,740
1993-94	13-4	.765	173,904	10,230
1994-95	12-2	.857	146,843	10,489
1995-96	9-5	.643	146,400	10,457
1996-97	12-4	.750	133,561	8,348
1997-98	10-5	.667	122,655	8,177
1998-99	10-3	.769	111,625	8,587
1999-00	12-3	.800	125,061	8,337
2000-01	10-4	.714	100,070	7,148
2001-02	6-8	.429	81,503	5,822
2002-03	9-5	.643	93,398	6,671
2003-04	4-8	.333	79,421	6,618
2004-05	10-5	.667	94,777	6,318
2005-06	7-7	.500	84,351	6,025
2006-07	10-5	.667	82,407	5,494
2007-08	7-8	.467	82,292	5,486
2008-09	15-4	.789	111,400	5,863
2009-10	7-9	.438	77,314	4,832
2010-11	12-3	.800	77,269	5,151
55 Years	604-231	.723	6,280,218	7,521
2011-12	11-7	.611	92,431	5,135
2012-13	15-3	.833	80,327	4,463
2013-14	10-7	.588	77,279	4,546
2014-15	14-5	.737	80,263	4,224
2015-16	13-3	.813	82,364	5,148
2016-17	13-4	.765	69,966	4,116
2017-18	14-3	.824	64,296	3,782
2018-19	9-7	.563	84,779	5,299
2019-20	4-1	.800	26,051	5,210
9th Year	103-40	.720	657,756	4,600

*NCAA Championship Season

Evansville 40-Point Games

Player	Points	Class	Date/Opponent	Result
Scott Haffner	65	Sr.	2/18/89 vs. Dayton	109-93, W
Larry Humes	48	Jr.	1/2/65 at Ball State	108-92, W
Ed Smallwood	47	Sr.	2/10/60 vs. Butler	86-69, W
Larry Humes	46	Sr.	2/9/66 vs. Valparaiso	95-88, W
Larry Humes	45	Jr.	12/19/64 vs. LSU	93-73, W
Ed Smallwood	44	Jr.	12/27/58 vs. Tenn. Tech	100-73, W
Larry Humes	44	Sr.	12/18/65 vs. Purdue	97-93, W
Parrish Casebier	44	Jr.	12/12/92 vs. Ill. State	86-67, W
Dan Godfread	43	Jr.	2/25/89 at Loyola	115-104, W
Colt Ryan	43	Jr.	2/21/12 at Creighton	92-93, L OT
DJ Balentine	43	So.	1/29/14 at UNI	81-95, L
John Harrawood	42	Sr.	2/20/57 vs. Ky Wesleyan	95-91, W 2OT
Ed Smallwood	42	Sr.	3/4/60 vs. Wabash	89-68, W \$
Buster Briley	42	So.	12/23/61 vs. LA State	94-89, W
Ed Smallwood	41	So.	3/14/58 vs. Wheaton	95-93, W \$
Ed Smallwood	41	Sr.	3/9/60 vs. American	101-91, W\$
Parrish Casebier	41	So.	3/9/92 vs. Notre Dame	74-56, W
Larry Humes	40	Sr.	1/26/66 at DePauw	95-93, W
Buster Briley	40	So.	3/8/62 vs. NC A&T	97-82, W \$

\$ - NCAA Tournament game

Mid-Major Rankings

Mid-Major Top 25 (12/9/19)

Team	Record	Points	Prv.	Conference
1. Gonzaga (29)	10-1	771	1	West Coast
2. Liberty (1)	11-0	741	2	ASUN
3. Northern Iowa	8-1	658	5	Missouri Valley
4. Saint Mary's (1)	9-2	649	4	West Coast
5. ETSU	8-2	623	3	Southern
6. Bowling Green	7-2	582	7	Mid-American
7. Belmont	6-3	542	15	Ohio Valley
8. Kent State	8-1	490	16	Mid-American
9. Stephen F. Austin	7-2	474	8	Southland
10. Furman	8-3	447	6	Southern
11. Yale	8-3	444	20	Ivy League
12. UNCG	8-2	409	19	Southern
13. Vermont	7-4	398	9	America East
14. Delaware	9-1	369	13	Colonial
15. Toledo	7-2	352	17	Mid-American
16. BYU	7-4	331	10	West Coast
17. Wright State	7-3	235	12	Horizon
18. Harvard	6-4	227	24	Ivy League
19. Buffalo	6-3	185	22	Mid-American
20. Evansville	7-3	156	23	Missouri Valley
21. UCSB	6-3	128	NR	Big West
22. Drake	8-2	109	NR	Missouri Valley
23. San Francisco	8-2	102	21	West Coast
24. NKU	7-3	86	NR	Horizon
25. Colgate	6-4	85	11	Patriot

OTHERS RECEIVING VOTES: Penn 71, Sacramento State 64, Santa Clara 52, Akron 31, New Mexico State 29, North Dakota State 28, Eastern Michigan 26, Rider 22, Arkansas State 18, Central Michigan 18, Murray State 18, Bradley 15, Hofstra 14, South Dakota 11, Pacific 10, Hawaii 9, Western Carolina 9, Georgia State 6, Loyola Chicago 6, Stony Brook 6, Georgia Southern 5, UC Irvine 4, Charleston 3, Ohio 3, Eastern Washington 3, Ball State 2.



2019-20 Evansville Men's Basketball

The Ford Center



The Ford Center

In the fall of 2011, the Ford Center opened as the new home of the University of Evansville men's basketball team. The Aces made the move to the brand new downtown venue after playing at Roberts Stadium or 55 years.

Construction of the \$127.5 million arena began in 2010. In August of 2011, Tri-State Ford Dealers acquired the naming rights to the 290,000 square foot facility, dubbing it the Ford Center.

Located on the corner of Main Street and MLK Jr. Boulevard, the Ford Center seats around 10,000 and is fully accessible to wheelchairs and patrons with limited mobility. In addition to cushioned chair backs, the Ford Center features numerous amenities, including six concession stands and one bar, 18 restrooms, and 178 televisions on and around the concourse level.

Top 10 Ford Center Crowds

Date	Opponent	Score	Attendance
1) 1/31/16	Wichita State	L 65-78	10,034
2) 11/16/11	Indiana	L 73-94	9,640
3) 11/12/11	Butler	W 80-77 OT	9,454
4) 2/16/14	Wichita State	L 68-84	8,802
5) 12/30/15	Indiana State	W 70-62	7,801
6) 2/20/16	Southern Illinois	W 83-71	7,163
7) 2/21/13	Butler	L 59-68	7,035
8) 1/17/15	Wichita State	L 41-61	7,015
9) 3/2/13	Indiana State	W 84-68	6,909
10) 2/16/13	Creighton	L 68-71	6,838

Ford Center Records

Ford Center Firsts

Game - UE 80, Butler 77 - 11/12/11
 Overtime game - vs. Butler - 11/12/11
 UE win - vs. Butler - 11/12/11
 UE loss - vs. Indiana - 93-74 - 11/16/11

100th win - 11/9/19 vs. Ball State (79-75)

Single Game Indiv. UE Records

Points - 39 (Colt Ryan vs. BRAD 1/18/12)
 FGM - 17 (DeAndre Williams vs. MUOH 12/7/19)
 FGA - 23 (Colt Ryan vs. ILST 1/21/12)
 23 (Ryan Taylor vs. Valpo, 2/7/18)
 23 (Ryan Taylor vs. Loyola, 2/18/18)
 3 Made - 8 (Colt Ryan vs. BRAD 1/18/12)
 3 Att. - 14 (Colt Ryan vs. BRAD 1/18/12)
 FT Made - 20 (D.J. Balentine vs. ILST 2/12/14)
 FT Att - 25 (D.J. Balentine vs. ILST 2/12/14)
 RB - 20 (Egidijus Mockevicius vs. LOY 1/19/16)
 Assists - 11 (Duane Gibson vs. AU 11/23/13)
 11 (Dru Smith, vs. NCCU, 11/13/17)
 Steals - 7 (Colt Ryan vs. Drake, 2/10/13)
 Blocks - 6 (Egidijus Mockevicius - 4x)

Single Game Ind. Opp. Records

Points - 34 (Justin James, WYOM, 11/28/18)
 34 (Armon Fletcher, SIU, 2/27/19)
 FGM - 13 (Evan Bradds Belmont 11/21/15)
 FGA - 24 (by Justin James, WYOM, 11/28/18)
 3 Made - 7 (Alec Peters VALPO 11/20/13)
 3 Att. - 11 (Multiple)
 FT Made - 15 (Fred VanVleet WSU 1/31/16)
 FT Att. - 15 (Ed Daniel MUR ST 12/8/12)
 15 (Fred VanVleet, WSU, 1/31/16)
 RB - 22 (Brandon West Jackson St. 12/14/13)
 Assists - 10 (Austin Luke, Belmont, 11/21/15)
 Steals - 5 (Multiple)
 Blocks - 6 (Daouda Ndiaye, ILST, 1/29/17)

Team Game Highs

Points - 116 vs. Earlham, 11/15/14
 FGM - 50 vs. Earlham, 11/15/14
 FGA - 80 vs. Earlham, 11/15/14
 FG% - .686 35-51 vs. Alabama State, 12/1/15
 3 Made - 15 vs. Western Illinois, 12/4/19
 3 Att - 32 vs. KWC, 11/15/18
 3% - .778 14-18 vs. Miami Ohio 12/5/12
 FTM - 44 vs. Illinois State 2/12/14
 FTA - 56 vs. Illinois State 2/12/14
 FT% - 100% 10-10 vs. Bradley, 1/6/18
 RB - 58 vs. Mississippi Valley State, 12/12/15
 Assists - 34 vs. Earlham, 11/15/14
 Steals - 16 vs. Earlham, 11/15/14
 Blocks - 9 (Multiple)
 Turnovers - 21 vs. Coppin State 12/28/14
 Fouls - 27 vs. NCAT 12/10/11

Team Game Lows

Points - 41 vs. Wichita State, 1/17/15
 FGM - 12 vs. Bradley, 1/4/17
 FGA - 35 vs. Southern Illinois, 1/24/15
 FG% - .235 vs. Bradley, 1/4/17
 3 Made - 0 vs. Missouri State 2/5/14
 3 Att - 4 vs. Missouri State, 2/4/17
 3% - .000 0-13 vs. Missouri State 2/5/14
 FTM - 2 vs. Northern Iowa 2/15/12
 FTA - 4 vs. SIU, 2/24/18
 FT% - .286 2-7 vs. Northern Iowa 2/15/12
 RB - 20 vs. Wichita State 1/4/12
 Assists - 8 (Multiple)
 Steals - 1 (Multiple)
 Blocks - 0 (Multiple)
 Turnovers - 3 vs. Missouri State, 2/10/15
 Fouls - 7 vs. Midway, 12/17/17

Opponent Game Highs

Points - 98 by Illinois State 2/12/14
 98 by Southern Illinois, 2/27/19
 FGM - 36 by Princeton 3/13/12
 FGA - 73 by Tennessee State 3/19/13
 FG% - .614 2x, last Valparaiso, 11/20/13
 3 Made - 14 by UNI 1/8/14
 3 Att - 33 by Canisius 12/9/17
 3% - .750 9-12 by Missouri State 2/13/19
 FTM - 29 by Illinois State 2/12/14
 FTA - 33 by Oakland City, 12/18/12
 FT% - 100% (10/10) by Drake, 2/17/15
 RB - 50 by Missouri State 2/25/12
 Assists - 24 (2x, last by Belmont, 11/21/15)
 Steals - 16 by Coppin State, 12/28/14
 Blocks - 9 by Wichita State, 1/31/16
 Turnovers - 28 by Oakland City 11/19/11
 Fouls - 33 by Illinois State 2/12/14

Opponent Game Lows

Points - 35 by Bradley 1/9/16
 FGM - 12 - (Multiple)
 FGA - 39 (Multiple)
 FG% - .222 (12/54) by Wabash, 11/30/16
 3 Made - 0 by Western Illinois, 11/17/12
 3 Att - 4 by Western Illinois 11/17/12
 3% - .000 0-4 by Western Illinois 11/17/12
 FTM - 1 by Northern Iowa, 1/29/13
 FTA - 2 (Multiple)
 FT% - .400 4-10 by Western Illinois 11/17/12
 RB - 13 by Miami Ohio 12/5/12
 Assists - 4 by Texas Southern, 11/18/18
 Steals - 0 by Wabash, 11/30/16
 Blocks - 0 (Multiple)
 Turnovers - 6 by Wichita State, 1/17/17
 Fouls - 8 by UT Martin 3/31/15



2019-20 Evansville Men's Basketball

Specialty Stats

POINTS IN THE PAINT

Opp.	UE-Opp.	W/L
vs. Ball State	36-32	+4
at Kentucky	28-30	-2
vs. IU Kokomo	48-36	+12
vs. SMU	16-32	-16
vs. East Carolina	10-40	-30
vs. GW	30-22	+8
vs. Morgan State	34-26	+8
at IUPUI	34-30	+4
vs. Western Illinois	24-54	-30
vs. Miami Ohio	40-40	Even

Record with more points in the paint: 4-1
 Record with fewer points in the paint: 2-2
 Record when points in paint even: 1-0
 Margin for season (-50)

BENCH SCORING

Opp.	UE-Opp.	W/L
vs. Ball State	31-19	+12
at Kentucky	26-24	+2
vs. IU Kokomo	36-24	+12
vs. SMU	14-7	+7
vs. East Carolina	37-24	+13
vs. GW	6-33	-27
vs. Morgan State	44-24	+20
at IUPUI	38-19	+19
vs. Western Illinois	26-16	+10
vs. Miami Ohio	25-31	-6

Record with more bench points: 6-2
 Record with fewer bench points: 1-1
 Record when bench points even: 0-0
 Margin for season (+72)

POINTS OFF TURNOVERS

Opp.	UE-Opp.	W/L
vs. Ball State	10-17	-7
at Kentucky	14-10	+4
vs. IU Kokomo	11-8	+3
vs. SMU	11-13	-2
vs. East Carolina	23-20	+3
vs. GW	15-4	+11
vs. Morgan State	16-22	-6
at IUPUI	8-8	Even
vs. Western Illinois	28-18	+10
vs. Miami Ohio	9-8	+1

Record with more points off turnovers: 4-2
 Record with fewer points off turnovers: 2-1
 Record when points off turnovers even: 1-0
 Margin for season (+17)

Never Forget - December 13, 1977



December 13, 2017 marked the 40th anniversary of the plane crash that killed 26 passengers and three crew members in 1977. The University of Evansville will never forget those who perished. Their memories will live on forever.



2019-20 Evansville Men's Basketball

The Last Time Evansville...
(* - denotes program record)

TRIPLE DOUBLE

Reed Jackson vs. New Hampshire, 1/3/95, 13 pts, 10 rbs, 12 ast
Troy Taylor at Creighton, 12/29/12, 10 pts, 10 rbs, 10 ast

BEAT A RANKED OPPONENT

at No. 1 Kentucky, 11/12/19, 67-64

BEAT A RANKED OPPONENT AT HOME

vs. No. 23 UNI, 1/1/15, 52-49

BEAT A RANKED OPPONENT ON THE ROAD

at No. 1 Kentucky, 11/12/19, 67-64

MARGINS

UE won by 30 points or more
vs. Southern Illinois, 2/24/18 (75-44)
UE won by 40 Points or more
vs. Oakland City, 12/2/17 (98-56)
UE won by 30 or more on the road
at Bradley, 2/1/12 (92-62)
UE won by double digits on the road
at Valparaiso, 1/24/18 (75-65)
UE won in overtime
vs. Morgan State, 11/24/19 (115-112 3 OT)
UE shut out an opponent in overtime
vs. Ohio Univ., 12/18/14 (81-69) 12-0 in OT
UE won in overtime on the road
at Southern Illinois, 1/29/16 (85-78)
UE won in double overtime
vs. Morgan State, 11/24/19 (115-112 3 OT)
UE played in double overtime
vs. Morgan State, 11/24/19 (115-112 3 OT)
UE won/played in triple overtime
vs. Morgan State, 11/24/19 (115-112 3 OT)
UE lost by 40 points
at Duke, 12/20/17 (104-40)
UE won by 25 points at home
vs. Southern Illinois, 2/24/18 (75-44)
UE won by 25 points at home in consecutive games
vs. Alabama A&M, 11/26/12 (72-46) and vs. Miami Ohio, 12/5/12 (94-68)
UE lost by 25 points at home
vs. UNI, 1/8/14 (53-80)

SCORING

UE Player had 30 Points
37, DeAndre Williams vs. Miami Ohio, 12/7/19
UE Player had 40 Points
43, D.J. Balentine at UNI, 1/29/14
UE Player had 60 Points
65, Scott Haffner vs. Dayton, 2/18/89
UE Player Had Four Consecutive 20 Point Games
Ryan Taylor - 2/13/18-2/24/18 - at UNI (26), vs. Loyola (27), at Indiana State (30), vs. SIU (25)
UE Player Had Five Consecutive 20 Point Games
Ryan Taylor - 1/24/18-2/7/18 - at Valparaiso (22), vs. Drake (25), vs. UNI (25), at Illinois State (32), vs. Valparaiso (31)
UE Player had Six Consecutive 20 Point Games
Jaylon Brown - 2/14-3/3/17 - vs. Drake (22), at Bradley (22), at Wichita State (25), vs. Indiana St (24), vs. Indiana St (27), vs. Illinois State (24)
UE Player Had Two Consecutive 30 Point Games
Ryan Taylor - 2/3-2/7/18 - at Illinois State (32), vs. Valparaiso (31)
UE Had Three Players with 20 Points
2/14/17 vs. Drake - Jaylon Brown (22), Ryan Taylor (22), David Howard (21)
UE Had Six Players In Double Figures
Six vs. Southern Illinois, 2/27/19
Feehan (17), Riley (16), Hill (14), Kuhlman (13), Chatkevicius (11), Frederking (11)
UE Had Five Players In Double Figures
Five vs. Morgan State, 11/24/19
Riley (36), Labinowicz (17), Cunliffe (15), Givance (15), Williams (13)
UE Had One Player In Double Figures
DeAndre Williams (20 pts), 11/30/19 at IUPUI
UE Had No Players In Double Figures
vs. North Carolina, 12/8/10
UE Scored 100 Points In A Game
101 vs. Miami Ohio, 12/7/19

UE Scored 100 Points At Home

101 vs. Miami Ohio, 12/7/19
UE Scored 100 Points On The Road
115 at Hawaii Hilo, 11/28/98
UE Scored Under 50 Points In A Game
46 at Illinois State, 1/5/19
UE Scored 20 or Fewer Points In A Half
17 in 1st half at Indiana State, 2/6/19
UE Scored 50 or More Points In First Half
51 vs. IU Kokomo, 11/14/19
UE Scored 50 or More Points In Second Half
56 vs. Miami Ohio, 12/7/19
UE Scored 60 or More Points In A Half
62 in second half vs. Earlham, 11/15/14

SHOOTING

UE Player had 15 Field Goals Made
17, DeAndre Williams (17-of-18) vs. Miami Ohio, 12/7/19
UE Player had 10 Field Goals Made
17, DeAndre Williams (17-of-18) vs. Miami Ohio, 12/7/19
UE Player had 20 Field Goals Attempted
30, Ryan Taylor (11-of-30) at Indiana State, 2/21/18
UE Player had 30 Field Goals Attempted
30, Ryan Taylor (11-of-30) at Indiana State, 2/21/18
UE Player Shot 90% or Higher (Min. 10 att.)
.944, DeAndre Williams (17-of-18) vs. Miami Ohio, 12/7/19
UE Player Missed All FG Attempts (Min. 10 att.)
Evan Kuhlman, vs. Jacksonville State (0-10), 12/15/18
UE Had 40 Field Goals Made
50 vs. Earlham, 11/15/14
UE Had 50 Field Goals Made
50 vs. Earlham, 11/15/14
UE Had 75 Field Goals Attempted
80 vs. Earlham, 11/15/14
UE Shot 60% From the Floor
.607 at Bowling Green, 12/5/17
UE Shot Below 25% From the Floor
.235 (12-51) vs. Bradley, 1/4/17

THREE-POINT SHOOTING

UE Player had 10 3-Point Field Goals Made
11 by Scott Haffner vs. Dayton, 2/18/89*
UE Player had 8 3-Point Field Goals Made
8, Ryan Taylor at Illinois State, 2/3/18
UE Player had 10 3-Point Field Goals Attempted
11, Sam Cunliffe vs. East Carolina, 11/22/19
UE had 10 3-Point FG's Made
12 vs. Miami Ohio, 12/7/19
UE had 15 3-Point FG's Made
15 vs. Western Illinois, 12/4/19
UE Shot 70% From 3-Point Distances (Min. 10 attempts)
80.0% (12-15) at Bowling Green, 12/5/17
UE Did Not Make A Three-Pointer
at Illinois State, 2/4/15 (0-for-10)

FREE THROWS

UE Player had 20 Free Throws Made
20, D.J. Balentine vs. Illinois State, 2/12/14
UE Player had 15 Free Throws Made
16, Jaylon Brown at Indiana State, 2/1/17
UE Player Shot 100% From Free Throw Line (min. 10 att.)
Jaylon Brown (16-16) at Indiana State, 2/1/17
UE Player had 20 Free Throws Attempted
20, Jaylon Brown vs. Bradley, 1/4/17
UE had 30 Free Throws Made
35 vs. Morgan State, 11/24/19
UE had 40 Free Throws Made
44 vs. Illinois State, 2/12/14
UE had 40 Free Throws Attempted
47 vs. Morgan State, 11/24/19
UE had 50 Free Throws Attempted
56 vs. Illinois State, 2/12/14
UE did not attempt a free throw
at UNI, 2/13/18
UE Made Less Than Five Free Throws
0 at UNI, 2/13/18
UE Attempted Less Than Five Free Throws
0 at UNI, 2/13/18
UE Shot 90% From Free Throw Line (min. 10 att.)
27-30 vs. Ball State, 12/9/18
UE Shot 100% From Free Throw Line (min. 10 att.)
10-10 vs. Bradley, 1/6/18

REBOUNDS

UE Player had 20 Rebounds
20, Egidijus Mockevicius vs. Loyola, 1/19/16
20, Egidijus Mockevicius at Illinois State, 1/15/16
21, Egidijus Mockevicius at Missouri State, 1/2/16
21, Egidijus Mockevicius vs. Santa Clara, 11/27/15
21, Richie Johnson at Western Kentucky, 12/11/84
UE Player had 15 Rebounds
15, DeAndre Williams at IUPUI, 11/30/19
UE had 40 Rebounds
44 at IUPUI, 11/30/19
UE had 50 Rebounds
58 vs. Albion, 12/1/18
UE had 60 Rebounds
61 vs. SIU Edwardsville, 12/2/08
UE outrebounded opponent by 25
vs. Miami Ohio, 12/5/12 (38-13)
UE had two players record 10 rebounds
Egidijus Mockevicius (10) and Mislav Brzozja (10) vs. Coppin State, 12/28/14

ASSISTS

UE Player had 10 Assists
11, Dru Smith vs. NC Central, 11/13/17
UE Had Five or Fewer Assists
5 at Northern Iowa, 1/1/10
UE Had 30 or More Assists
34 vs. Earlham, 11/15/14

STEALS

UE Player had 5 Steals
7, Dru Smith at SIU, 1/3/18
UE had no steals
at Wichita State, 2/21/17

TURNOVERS

UE Forced 25 or More Turnovers
26 vs. NC Central, 11/13/17
UE Had 25 or More Turnovers
26 at Illinois, 11/8/18
UE Had 5 or Fewer Turnovers
5 vs. Missouri State, 2/4/17

BLOCKS

UE Player had 5 Blocks
5, Dainius Chatkevicius at Loyola, 2/20/19
UE Player had 7 Blocks
8, Egidijus Mockevicius vs. Drake, 3/6/14
UE had 10 Blocks
11 vs. Indiana State, 1990-91
UE had No Blocks
vs. Missouri State, 2/4/17

The Last Time An Opponent...

SCORING

Player had 30 Points
30 by Troy Baxter, Morgan State, 11/24/19
Player had 40 Points
40 by Henry Domercant, Eastern Illinois, 11/30/02
Team Had Five Players In Double Figures
5 by Morgan State, 11/24/19
Team Had One Player In Double Figures
Earlham, 11/15/14
Team Had No Players In Double Figures
Drake, 2/25/14
Team Had 100 Points
112 by Morgan State, 11/24/19
Team Had 100 Points In Evansville
103 by Oral Roberts, 1/9/84
Team Scored 50 Points Or Fewer In A Game
44 by Southern Illinois, 2/24/18
Team Had 30 Points or Fewer
26 by Northwestern, 11/26/99
Team Scored 20 or Fewer Points In A Half
18 by Ball State, 1st Half, 11/9/19
Team Scored 15 or Fewer Points In A Half
11 by Wabash, 2nd Half, 11/30/16
Team Scored 10 or Fewer Points In A Half
8 by Northwestern, 11/26/99
Team Scored 50 or More Points In A Half
55 by East Carolina, 2nd half, 11/22/19



2019-20 Evansville Men's Basketball

Team Scored 60 or More Points In A Half
61 by Wichita State, 2nd half, 2/21/17

SHOOTING

Player had 10 Field Goals Made
11 by Jayden Gardner, East Carolina, 11/22/19
Player had 20 Field Goals Attempted
20 by Nike Sibande, Miami Ohio, 12/7/19
Player made all attempts (min. 10 tries)
13 by Evan Bradds, Belmont, 11/21/15 (13/13 FG)
Player Missed All FG Attempts (10 att.)
Boo Richardson, Illinois State, 0-11, 12/9/06
Team had 40 Field Goals Made
40 by Illinois, 11/8/18
Team had 75 Field Goals Attempted
81 by Morgan State, 11/24/19
Team Shot 60% From The Floor
.603 by Southern Illinois, 2/27/19
Team Shot 25% From The Floor Or Under
.222 (12-54) by Wabash, 11/30/16

THREE-POINT SHOOTING

Player had 8 3-Point Field Goals Made
9 by Kyle Korver, Creighton, 1/15/03
Player had 15 3-Point Field Goals Attempted
15 by Phillip Gilbert, Bradley, 3/1/03
Team had 10 3-Point Field Goals Made
10 by George Washington, 11/23/19
Team had 17 3-Point Field Goals Made
17 by UNI, 1/29/14
Team Shot 70% From 3-Point Distance (Min. 10 attempts)
Wichita State, 7-10, 1/2/97
Team Did Not Make A Three-Pointer
Western Illinois, 11/17/12

FREE THROWS

Player had 10 Free Throws Made
11 by Justin James, Wyoming, 11/28/18
Team had 30 Free Throws Made
31 by Butler, 11/21/09
Team Shot 100% Free Throws (min. 10 attempts)
Northern Iowa, 16-16, 1/1/10
Team Shot 90% Free Throws (min. 10 attempts)
Drake, 23-25 (92.0%), 1/8/17
Team had 40 Free Throws Attempted
43 by North Carolina, 12/6/11
Team Made Less Than Five Free Throws
2 by Ohio U., 12/18/14
Team Attempted Less Than Five Free Throws
3 by Ohio U., 12/18/14

REBOUNDS

Player had 15 Rebounds
15 by Christian Cunningham, Jacksonville St, 12/15/18
Player had 20 Rebounds
20 by Tyrique Jones, Xavier, 11/10/18
Team had 50 Rebounds
51 by Xavier, 11/10/18
Team had under 15 Rebounds
13 by Miami Ohio, 12/5/12
Two players had 10 Rebounds
vs. SMU, 11/18/10 - Isiaha Mike (13) and Feron Hunt (11)

ASSISTS

Team Had Five or Fewer Assists
4 by Texas Southern, 11/18/18
Player Had 10 or more Assists
10 by Ja Morant, Murray State, 12/18/18

STEALS

Player had 5 Steals
5 by De'Antae McMurray, Drake, 1/27/18

BLOCKS

Player had 7 Blocks
7 by Josh Crawford, Indiana State, 1/31/10
Team had No Blocks
Mount St. Joseph, 12/22/16
Team had 10 Blocks
Indiana State (10), 2/1/17

Evansville's Record When

	Under Coach McCarty	2019-20
Conference	5-13	0-0
Home	13-8	4-1
Away	4-13	2-0
Neutral	1-3	1-2
Leading at Half	9-5	3-0
Trailing at Half	9-19	4-3
Tied at Half	0-0	0-0
Overtime Game	2-1	1-0
MVC Home Game	3-6	0-0
MVC Road Game.....	2-7	0-0
MVC Tournament.....	0-1	0-0
Non- MVC Home Game	10-2	4-1
Non- MVC Road Game.....	2-6	2-0
Non- MVC Neutral Game	1-2	1-2
vs. Ranked Opponents.....	1-0	1-0
Leading-5 min. left	13-3	4-0
Trailing-5 min. left	4-21	2-3
Score Tied-5 min. left.....	1-0	1-0
UE outrebounded opp.....	10-4	4-1
UE outrebounded by opp.....	7-19	3-2
Team rebounds are even	1-1	0-0
UE shoots 50% from floor.....	5-1	4-0
UE shoots -50% from floor.....	13-23	3-3
Opp. shoots 50% from floor	2-10	2-2
Opp. shoots -50% from floor	16-14	5-1
UE makes more FTs.....	14-8	6-2
UE makes less FTs.....	3-14	1-1
FTs the same.....	1-2	0-0
UE has more TOs.....	7-12	4-0
Opp. has more TOs	9-9	1-3
TOs even	2-3	2-0
UE wins opening tip	9-9	4-1
UE loses opening tip	9-15	3-2
UE scores 60 points or less.....	0-8	0-1
Opp. scores 60 points or less.....	3-3	0-1
UE scores 61-69 points.....	5-7	1-1
Opp. scores 61-69 points	5-4	2-0
UE scores 70-79 points.....	3-7	2-1
Opp. scores 70-79 points	7-8	2-1
UE scores 80-89 points.....	5-1	1-0
Opp. scores 80-89 points	3-6	2-1
UE scores 90 points or more.....	4-1	3-0
Opp. scores 90 points or more.....	1-3	1-0
Two or less score in double digits	5-8	2-1
Three or more score in double digits.....	13-16	5-2
On Monday	0-1	0-1
On Tuesday.....	2-2	1-0
On Wednesday	4-6	1-0
On Thursday	2-2	1-0
On Friday.....	0-1	0-1
On Saturday	7-9	3-1
On Sunday	3-3	1-0
In November.....	8-6	5-3
In December.....	5-4	2-0
In January.....	3-6	0-0
In February.....	1-7	0-0
In March.....	1-1	0-0
Game decided by 5 pts or less	7-7	4-1
Game decided by 6-10 pts.....	3-9	1-1
Game decided by 11-20 pts.....	7-6	2-1
Game decided by 21 pts or more.....	1-2	0-0
Exhibition Games	2-0	1-0



2019-20 Evansville Men's Basketball



**HEAD COACH
WALTER
MCCARTY**

Walter McCarty was officially introduced as the head men's basketball coach at the University of Evansville on March 23, 2018. McCarty joins the UE program after serving as the assistant coach of the Boston Celtics since 2013.

In just a short time, McCarty has transformed the UE program in all facets. On the floor, he instituted a high-paced system that saw the program set the season mark with 776 3-point attempts. The pace of play improved drastically to one of the top 100 in the nation while he gives his players the freedom to shoot whenever they are open. McCarty guided his first Aces team to 11 victories. UE had a strong non-conference season, earning wins over Wyoming, Ball State and Green Bay. In league play, the Aces showed that they could play with anyone, earning wins over the top three seeds in 2019 (Drake, Loyola and Missouri State).

Off the court, he transformed the Fifth Third Basketball Practice Facility into one of the most attractive places in the country. His efforts saw the facility add up-to-date enhancements including movie theater seating in the video room, updated furniture and gaming room for players, a brand new sound system inside the gym as well as wall graphics and a full redesign of the facility and gym.

He worked under head coach Brad Stevens in Boston and the staff spearheaded an unbelievable turnaround. In just four seasons, the Celtics more than doubled their win total from 25 games in 2013-14 to 53 wins in 2016-17 along with an Atlantic Division Title. The team also advanced to the Eastern Conference Finals in 2017 for the first time in five years. In his final season with Boston, the Celtics went 55-27 on their way to a second-place finish in the Atlantic Division.


His coaching career began in 2007 when he joined the staff of Rick Pitino at the University of Louisville. In three seasons on the Cardinals staff, he helped the program to 78 wins, three NCAA Tournament appearances and two Elite Eight berths.

The 19th overall pick of the 1996 NBA Draft by the New York Knicks, McCarty also spent time playing for the Boston Celtics, Phoenix Suns and Los Angeles Clippers. Over his 10-year NBA career, McCarty finished with 3,056 points, 1,554 rebounds and 670 assists. One of the most popular players in Kentucky Wildcat history, McCarty helped UK to a National Championship in 1996. Averaging 11.3 points per game, McCarty and his team made an impressive run through the NCAA Tournament, defeating Syracuse in the championship game by a final of 76-67. A team that was known as "The Untouchables", the 1995-96 squad was 34-2 and featured nine players that went on to enjoy a career in the NBA.

A native of Evansville, McCarty was a standout at Harrison High School. He is the only player in school history to be named a Parade All-American (1992). He was the 1992 Evansville Player of the Year and earned a spot on the Indiana All-Star team. McCarty helped the Warriors to the city and conference title along with its first basketball sectional championship in school history. McCarty and his wife Erin have two daughters – Gabrielle and Sasha.




2019-20 Evansville Men's Basketball




Walter McCarty was a star at the college level playing at the University of Kentucky. He helped the 1996 team win the National Championship.




McCarty and NBA Commissioner David Stern at the 1996 NBA Draft where McCarty was selected by the New York Knicks with the 19th pick.



The second stop in McCarty's NBA playing career was with the Boston Celtics where he spent parts of eight seasons. He played in all 82 games in the 1997-98 season making 64 starts while averaging 9.6 points per game.




McCarty was traded from the Boston Celtics to the Phoenix Suns in February of 2005. He played in 28 games for the Suns following the trade.



In 2005, McCarty joined the Los Angeles Clippers as a free agent. In his final NBA season, McCarty played in 36 games.



In 2013, McCarty joined the Celtics coaching staff, working with head coach Brad Stevens. Under their direction, the Celtics showed great improvement each season, reaching the Eastern Conference Finals in 2017 and 2018.



McCarty's first NBA coaching job came in 2010 when he joined the Indiana Pacers and head coach Jim O'Brien. O'Brien was McCarty's coach in Boston from 2001-04.





2019-20 Evansville Men's Basketball

McCarty vs. Opponents

Albion.....	1-0
Arkansas State.....	0-1
Ball State.....	2-1
Bradley.....	0-2
Drake.....	1-1
East Carolina.....	0-1
George Washington.....	0-1
Green Bay.....	1-0
Illinois.....	0-1
Illinois State.....	0-3
Indiana State.....	0-2
IU Kokomo.....	1-0
IUPUI.....	1-0
Jacksonville State.....	0-1
Kentucky.....	1-0
Kentucky Wesleyan.....	1-0
Loyola.....	1-1
Miami Ohio.....	1-1
Missouri State.....	1-1
Morgan State.....	1-0
Murray State.....	0-1
UNI.....	0-2
Southern Illinois.....	0-2
SMU.....	0-1
Texas Southern.....	1-0
Valparaiso.....	2-0
Western Illinois.....	1-0
Wyoming.....	1-0
Xavier.....	0-1

Individual Game Highs Under Coach McCarty

Most Points Scored

PTS	Player vs. Opponent	Date
37	DeAndre Williams vs. Miami Ohio	12/7/19
36	K.J. Riley vs. Morgan State	11/24/19
29	Shea Feehan vs. Ball State	12/9/18

Most Points Scored vs. MVC

PTS	Player vs. Opponent	Date
25	K.J. Riley vs. Drake	1/2/19
21	Marty Hill at Valparaiso	3/2/19
21	John Hall at UNI	1/26/19

Most Rebounds

RBS	Player vs. Opponent	Date
15	DeAndre Williams at IUPUI	11/30/19
14	John Hall vs. Jacksonville State	12/15/18
13	DeAndre Williams vs. IU Kokomo	11/14/19

Most Offensive Rebounds

RBS	Player vs. Opponent	Date
6	Dainius Chatkevicius at Southern Illinois	2/9/19
5	DeAndre Williams at IUPUI	11/30/19
5	Dainius Chatkevicius vs. Drake	1/2/19

Most Defensive Rebounds

RBS	Player vs. Opponent	Date
12	John Hall vs. Jacksonville State	12/15/18
11	John Hall vs. Albion	12/1/18
10	Five Times	

Most Assists

AST	Player vs. Opponent	Date
7	K.J. Riley vs. Loyola	1/8/19
6	Four Times	

Most Points/Rebounds/Assists

Player vs. Opponent	Date
DeAndre Williams vs. Miami Ohio (37/10/3)	12/7/19
K.J. Riley vs. Morgan State (36/4/3)	11/24/19
DeAndre Williams at IUPUI (20/15/5)	11/30/19

Most Minutes Played

MIN	Player vs. Opponent	Date
46	K.J. Riley vs. Morgan State	11/24/19
44	K.J. Riley vs. Drake	1/2/19
43	John Hall vs. Drake	1/2/19

Most Steals

STL	Player vs. Opponent	Date
3	Twelve Times	

Most Blocked Shots

BLK	Player vs. Opponent	Date
5	Dainius Chatkevicius at Loyola	2/20/19
3	DeAndre Williams vs. Miami Ohio	12/7/19
3	Dainius Chatkevicius vs. Southern Illinois	2/27/19

Firsts Under Coach McCarty

Game: 11/8/18 at Illinois

Win: 11/15/18 vs. KY Wesleyan - 92-72

Loss: 11/8/18 at Illinois - 60-99

Home Win: 11/15/18 vs. KY Wesleyan - 92-72

Road Win: 1/16/19 at Missouri State - 70-64 - JQH Arena

MVC Game: 1/2/19 vs. Drake

MVC Win: 1/2/19 vs. Drake - 82-77

vs. Ranked Opp: at #1 Kentucky - 11/12/19

Win vs. Ranked Opp: at #1 Kentucky - 11/12/19





2019-20 Evansville Men's Basketball

McCarty Era Team Highs/Lows

Most Points Scored

PTS	Opponent	Date
115	vs. Morgan State	11/24/19
101	Miami Ohio	12/7/19
92	Kentucky Wesleyan	11/15/18

Fewest Points Scored

PTS	Opponent	Date
46	at Illinois State	1/5/19
50	Jacksonville State	12/15/18
56	Missouri State	2/13/19

Most Field Goals

FGs	Opponent	Date
35	vs. Morgan State	11/24/19
34	Miami Ohio	12/7/19
34	Kentucky Wesleyan	11/15/18

Fewest Field Goals

FGs	Opponent	Date
16	at Illinois State	1/5/19
16	Jacksonville State	12/15/18
17	vs. East Carolina	11/18/19

Most Field Goal Attempts

Att	Opponent	Date
69	Kentucky Wesleyan	11/15/18
65	Ball State	12/9/18
64	Twice	

Fewest Field Goal Attempts

Att	Opponent	Date
44	at Loyola	2/20/19
45	at Missouri State	1/16/19
46	UNI	2/17/19

Most Free Throw Makes

FT	Opponent	Date
35	vs. Morgan State	11/24/19
27	Three Times	

Fewest Free Throw Makes

FT	Opponent	Date
5	Loyola	1/8/19
7	at Illinois State	1/5/19
8	at Bradley	2/23/19

Most Free Throw Attempts

FT	Opponent	Date
47	vs. Morgan State	11/24/19
34	Drake	1/2/19
34	at Arkansas State	12/4/18

Fewest Free Throw Attempts

FT	Opponent	Date
7	at Illinois State	1/5/19
10	at Loyola	2/20/19
11	Twice	

Most 3-Point Makes

3pt	Opponent	Date
17	at Xavier	11/10/18
15	vs. Western Illinois	12/4/19
13	Twice	

Fewest 3-Point Makes

3pt	Opponent	Date
2	vs. George Washington	11/23/19
4	at Miami Ohio	12/30/18
6	Nine times	

Most 3-Point Attempts

Att	Opponent	Date
33	vs. East Carolina	11/22/19
33	Illinois State	1/19/19
33	at Xavier	11/10/18

Fewest 3-Point Attempts

Att	Opponent	Date
14	vs. George Washington	11/23/19
14	at Miami Ohio	12/30/18
17	Twice	

Most Rebounds

RBS	Opponent	Date
50	Albion	12/1/18
45	IU Kokomo	11/14/19
45	Drake	1/2/19

Fewest Rebounds

RBS	Opponent	Date
20	at Loyola	2/20/19
22	at Xavier	11/10/18
23	vs. East Carolina	11/22/19

Most Offensive Rebounds

RBS	Opponent	Date
13	vs. Illinois State	3/7/19
12	Three times	

Fewest Offensive Rebounds

RBS	Opponent	Date
1	UNI	2/17/19
2	at Drake	1/23/19
2	at Illinois State	1/5/19

Most Defensive Rebounds

RBS	Opponent	Date
41	Albion	12/1/18
39	Drake	1/2/19
38	Texas Southern	11/18/18

Fewest Defensive Rebounds

RBS	Opponent	Date
17	at Loyola	2/20/19
17	Missouri State	2/13/19
19	at Xavier	11/10/18

Most Assists

AST	Opponent	Date
25	Western Illinois	12/4/19
22	Miami Ohio	12/7/19
20	at Xavier	11/10/18

Fewest Assists

AST	Opponent	Date
7	vs. George Washington	11/23/19
7	Missouri State	2/13/19
8	Twice	

Most Turnovers

TO	Opponent	Date
24	at Illinois	11/8/18
19	Indiana State	1/12/19
18	Twice	

Fewest Turnovers

TO	Opponent	Date
7	Illinois State	1/19/19
7	Kentucky Wesleyan	1/15/18
8	at IUPUI	11/30/19

Most Steals

STL	Opponent	Date
11	Jacksonville State	12/15/18
9	Loyola	1/8/19
9	Drake	1/2/19

Fewest Steals

STL	Opponent	Date
1	at Illinois State	1/5/19
2	Three Times	

Most Blocks

BLK	Opponent	Date
8	at Loyola	2/20/19
6	Drake	1/2/19
5	Three Times	

Fewest Blocks

BLK	Opponent	Date
0	Five Times	
1	Seven Times	

Most Personal Fouls

PF	Opponent	Date
26	vs. East Carolina	11/22/19
25	Three Times	

Fewest Personal Fouls

PF	Opponent	Date
8	IU Kokomo	11/14/19
11	Albion	12/1/18
12	Kentucky Wesleyan	11/15/18

Highest Field Goal %

%	Opponent	Date
.642	Miami Ohio	12/7/19
.565	vs. Morgan State	11/24/19
.529	Loyola	1/8/19

Lowest Field Goal %

%	Opponent	Date
.295	vs. Illinois State	3/7/19
.308	Jacksonville State	12/15/18
.327	at Illinois State	1/5/19

Highest 3-Point % - 10 att

%	Opponent	Date
.536	Western Illinois	12/4/19
.515	at Xavier	11/10/18
.500	Miami Ohio	12/7/19

Lowest 3-Point % - 10 att

%	Opponent	Date
.143	vs. George Washington	11/23/19
.217	at IUPUI	11/30/19
.231	at Indiana State	2/6/19

Highest Free Throw % - 10 att

%	Opponent	Date
.923	at Kentucky	11/12/19
.909	at Drake	1/23/19
.900	Twice	

Lowest Free Throw % - 10 att

%	Opponent	Date
.455	Loyola	1/8/19
.500	at Valparaiso	3/2/19
.588	Bradley	1/30/19

Highest Rebounds Margin

#	Opponent	Date
+16	Miami Ohio	12/7/19
+16	Albion	12/1/18
+9	Loyola	1/8/19

Lowest Rebound Margin

#	Opponent	Date
-29	at Xavier	11/10/18
-22	SMU	11/18/19
-19	vs. East Carolina	11/22/19

Highest Victory Margin

#	Opponent	Date
+22	Texas Southern	11/18/18
+20	Kentucky Wesleyan	11/15/18
+18	IU Kokomo	11/14/19

Highest Victory Margin - Home

#	Opponent	Date
+22	Texas Southern	11/18/18
+20	Kentucky Wesleyan	11/15/18
+18	IU Kokomo	11/14/19

Highest Victory Margin - Road

#	Opponent	Date
+6	at IUPUI	11/30/19
+6	at Missouri State	1/16/19
+3	at Kentucky	11/12/19

Highest Victory Margin - MVC

#	Opponent	Date
+19	Loyola	1/8/19
+11	Valparaiso	2/2/19
+6	at Missouri State	1/16/19



2019-20 Evansville Men's Basketball



0 Gage Bobe

Guard - 6-0 - Freshman
Vincennes, Ind. - South Knox

Career/Season Highs

CAREER HIGHS

Points: _____
FG: _____
FGA: _____
3-Pt FG: _____
3-Pt FGA: _____
FT: _____
FTA: _____
Rebounds: _____
Assists: _____
Steals: _____
Blocked Shots: _____
Minutes Played: _____ 1 (11/14/19 vs. IU Kokomo)

SEASON HIGHS

Points: _____
FG: _____
FGA: _____
3-Pt FG: _____
3-Pt FGA: _____
FT: _____
FTA: _____
Rebounds: _____
Assists: _____
Steals: _____
Blocked Shots: _____
Minutes Played: _____ 1 (11/14/19 vs. IU Kokomo)

GAME-BY-GAME STATISTICS

Opponent	Date	gs	min	fg-fga	pct	3fg-fga	pct	ft-fta	pct	off	def	tot	avg	pf	a	t/o	blk	stl	pts	avg	
IU KOKOMO	11/14/19	1		0-0	.000	0-0	.000	0-0	.000	0	0	0	0.0	0	0	0	0	0	0	0	0.0
Totals		0	1	0-0	.000	0-0	.000	0-0	.000	0	0	0	0.0	0	0	0	0	0	0	0	0.0

Games played: 1
Minutes/game: 1.0

Notes

2019-20: Made career debut against IU Kokomo playing a minute.

Last 5 Games

Points per game _____ -
FG%: _____ -
3FG%: _____ -
Free Throw % _____ -
Rebound Per Game _____ -
Assists _____ -
Turnovers _____ -
Steals _____ -
Blocked Shots _____ -
Minutes Per Game _____ -

BOBE'S CAREER STATISTICS

Season	gp-gs	min/avg	Total		3-Point		F-Throws		Rebounds				Scoring								
			fg-fga	pct	fg-fga	pct	ft-fta	pct	off	def	tot	avg	pf	fo	ast	to	blk	stl	pts	avg	
2019-20	1-0	1/1.0	0-0	.000	0-0	.000	0-0	.000	0	0	0	0.0	0	0	0	0	0	0	0	0	0.0
TOTAL	1-0	1/1.0	0-0	.000	0-0	.000	0-0	.000	0	0	0	0.0	0	0	0	0	0	0	0	0	0.0

BOBE'S MVC CAREER STATISTICS



2019-20 Evansville Men's Basketball



1 Marcus Henderson

Guard - 6-2 - Freshman
Charlotte, N.C. - United Faith Christian

Career/Season Highs

CAREER HIGHS

Points: _____ 6 (2x)
FG: _____ 2 (2x)
FGA: _____ 4 (2x)
3-Pt FG: _____ 2 (2x)
3-Pt FGA: _____ 3 (2x)
FT: _____
FTA: _____
Rebounds: _____ 2 (4x)
Assists: _____ 4 (12/4/19 vs. Western Illinois)
Steals: _____ 1 (12/4/19 vs. Western Illinois)
Blocked Shots: _____
Minutes Played: _____ 19 (12/4/19 vs. Western Illinois)

SEASON HIGHS

Points: _____ 6 (2x)
FG: _____ 2 (2x)
FGA: _____ 4 (2x)
3-Pt FG: _____ 2 (2x)
3-Pt FGA: _____ 3 (2x)
FT: _____
FTA: _____
Rebounds: _____ 2 (4x)
Assists: _____ 4 (12/4/19 vs. Western Illinois)
Steals: _____ 1 (12/4/19 vs. Western Illinois)
Blocked Shots: _____
Minutes Played: _____ 19 (12/4/19 vs. Western Illinois)

GAME-BY-GAME STATISTICS

Opponent	Date	gs	min	fg-fga	pct	3fg-fga	pct	ft-fta	pct	off	def	tot	avg	pf	a	t/o	blk	stl	pts	avg
BALL STATE	11/09/19	3	1-1	1.000	0-0	.000	0-0	.000	1	0	1	1.0	0	0	0	0	0	0	2	2.0
at Kentucky	11/12/19	0	0-0	.000	0-0	.000	0-0	.000	0	0	0	0.5	0	0	0	0	0	0	0	1.0
IU KOKOMO	11/14/19	10	2-4	.500	2-3	.667	0-0	.000	2	0	2	1.0	0	0	1	0	0	0	6	2.7
vs East Carolina Pirates	11/22/19	13	1-2	.500	1-2	.500	0-0	.000	0	2	2	1.3	0	0	0	0	0	0	3	2.8
vs George Washington	11/23/19	16	0-1	.000	0-1	.000	0-0	.000	0	2	2	1.4	1	0	1	0	0	0	0	2.2
vs Morgan State Bears	11/24/19	3	0-0	.000	0-0	.000	0-0	.000	0	0	0	1.2	0	0	0	0	0	0	0	1.8
at IUPUI	11/30/19	5	1-3	.333	1-3	.333	0-0	.000	0	0	0	1.0	1	0	0	0	0	0	3	2.0
WESTERN ILLINOIS	12/04/19	19	2-4	.500	2-3	.667	0-0	.000	0	2	2	1.1	1	4	1	0	1	6	2.5	
MIAMI OHIO	12/07/19	4	1-2	.500	1-2	.500	0-0	.000	0	0	0	1.0	0	0	0	0	0	0	3	2.6
Totals		0	73	8-17	.471	7-14	.500	0-0	.000	3	6	9	1.0	3	4	3	0	1	23	2.6

Games played: 9
Minutes/game: 8.1
Points/game: 2.6
FG Pct: 47.1
3FG Pct: 50.0

Rebounds/game: 1.0
Assists/game: 0.4
Turnovers/game: 0.3
Assist/turnover ratio: 1.3
Steals/game: 0.1

Notes

2019-20: Scored 2 points in first game as a freshman vs. Ball State... made second appearance in game at Kentucky...was 2-3 from outside scoring six points against IU Kokomo...saw season-high 19 minutes of work against WIU and matched scoring mark with six pts...shooting 50% from outside as a freshman...Aces are 4-1 when he hits a triple.

Last 5 Games

Points per game _____ 2.4
FG%: _____ 40.0 (4/10)
3FG%: _____ 44.4 (4/9)
Free Throw % _____ -
Rebound Per Game _____ 0.8
Assists _____ 4
Turnovers _____ 2
Steals _____ 1
Blocked Shots _____ 0
Minutes Per Game _____ 9.4

HENDERSON'S CAREER STATISTICS

Season	gp-gs	min/avg	Total		3-Point		F-Throws		Rebounds				Scoring							
			fg-fga	pct	fg-fga	pct	ft-fta	pct	off	def	tot	avg	pf	fo	ast	to	blk	stl	pts	avg
2019-20	9-0	73/8.1	8-17	.471	7-14	.500	0-0	.000	3	6	9	1.0	3	0	4	3	0	1	23	2.6
TOTAL	9-0	73/8.1	8-17	.471	7-14	.500	0-0	.000	3	6	9	1.0	3	0	4	3	0	1	23	2.6

HENDERSON'S MVC CAREER STATISTICS



2019-20 Evansville Men's Basketball



2 Artur Labinowicz

Guard - 6-4 - Redshirt Junior
Charlotte, N.C. - Coastal Carolina

Career/Season Highs

CAREER HIGHS

Points: _____ 32 (1/13/18 vs. Georgia State)*
FG: _____ 10 (1/13/18 vs. Georgia State)*
FGA: _____ 17 (1/13/18 vs. Georgia State)*
3-Pt FG: _____ 6 (1/13/18 vs. Georgia State)*
3-Pt FGA: _____ 12 (1/13/18 vs. Georgia State)*
FT: _____ 10 (2/17/18 vs. USA)*
FTA: _____ 13 (2/17/18 vs. USA)*
Rebounds: _____ 10 (2x)*
Assists: _____ 4 (4x)
Steals: _____ 4 (3/22/17 vs. UIC)*
Blocked Shots: _____ 2 (3x) 1 at CCU, 2 at UE
Minutes Played: _____ 35 (3/22/17 vs. UIC)*

* - mark came at Coastal Carolina

GAME-BY-GAME STATISTICS

Opponent	Date	gs	min	fg-fga	pct	3fg-fga	pct	ft-fa	pct	off	def	tot	avg	pf	a	t/o	bik	stl	pts	avg
BALL STATE	11/09/19	21	1-6	.167	0-1	.000	0-0	.000	0	2	2	2.0	1	0	2	2	1	2	2.0	
at Kentucky	11/12/19	18	3-9	.333	0-4	.000	0-0	.000	1	2	3	2.5	0	2	0	0	0	6	4.0	
IU KOKOMO	11/14/19	23	7-8	.875	2-3	.667	5-6	.833	1	2	3	2.7	1	3	3	0	0	21	9.7	
SMU	11/18/19	23	2-7	.286	1-4	.250	7-8	.875	0	0	0	2.0	1	1	2	0	0	12	10.3	
vs East Carolina Pirates	11/22/19	25	3-9	.333	1-5	.200	5-10	.500	0	2	2	2.0	3	2	2	0	0	12	10.6	
vs George Washington	11/23/19 *	28	5-15	.333	2-3	.667	7-10	.700	1	7	8	3.0	0	1	0	0	1	19	12.0	
vs Morgan State Bears	11/24/19 *	26	6-9	.667	3-6	.500	2-2	1.000	0	6	6	3.4	5	2	1	2	0	17	12.7	
at IUUPI	11/30/19 *	21	2-9	.222	0-1	.000	5-5	1.000	3	3	6	3.8	1	0	2	0	0	9	12.3	
WESTERN ILLINOIS	12/04/19 *	26	3-8	.375	1-3	.333	2-4	.500	0	0	0	3.3	3	1	4	0	0	9	11.9	
MIAMI OHIO	12/07/19 *	25	3-5	.600	2-4	.500	2-2	1.000	0	4	4	3.4	4	4	2	0	0	10	11.7	
Totals		5	236	35-85	.412	12-34	.353	35-47	.745	6	28	34	3.4	19	16	18	4	2	117	11.7

Games played: 10
Minutes/game: 23.6
Points/game: 11.7
FG Pct: 41.2
3FG Pct: 35.3
FT Pct: 74.5

Rebounds/game: 3.4
Assists/game: 1.6
Turnovers/game: 1.8
Assist/turnover ratio: 0.9
Steals/game: 0.2
Blocks/game: 0.4

SEASON HIGHS

Points: _____ 21 (11/14/19 vs. IU Kokomo)
FG: _____ 7 (11/14/19 vs. IU Kokomo)
FGA: _____ 15 (11/23/19 vs. George Washington)
3-Pt FG: _____ 3 (11/24/19 vs. Morgan State)
3-Pt FGA: _____ 6 (11/24/19 vs. Morgan State)
FT: _____ 7 (2x)
FTA: _____ 10 (2x)
Rebounds: _____ 8 (11/23/19 vs. George Washington)
Assists: _____ 4 (12/7/19 vs. Miami Ohio)
Steals: _____ 1 (2x)
Blocked Shots: _____ 2 (2x)
Minutes Played: 28 (11/23/19 vs. George Washington)

Notes

2019-20: Scored six points and had a pair of assists at Kentucky... top game of young season saw him tally 21 points on 7-8 shooting vs. IU Kokomo...added 19 pts in contest against George Washington...made the start in last four games...averaging 13.6 PPG over last eight outings...has 4.8 rebounds over last five games - had 2.0/ game in first five.

Last 5 Games

Points per game _____ 12.8
FG%: _____ 41.3 (19/46)
3FG%: _____ 47.1 (8/17)
Free Throw % _____ 78.3 (18/23)
Rebound Per Game _____ 4.8
Assists _____ 8
Turnovers _____ 9
Steals _____ 1
Blocked Shots _____ 2
Minutes Per Game _____ 25.2

LABINOWICZ UE CAREER STATISTICS

Season	gp-gs	min/avg	Total		3-Point		F-Throws		Rebounds				Scoring							
			fg-fga	pct	fg-fga	pct	ft-fa	pct	off	def	tot	avg	pf	fo	ast	to	blk	stl	pts	avg
2019-20	10-5	236/23.6	35-85	.412	12-34	.353	35-47	.745	6	28	34	3.4	19	1	16	18	4	2	117	11.7
TOTAL	10-5	236/23.6	35-85	.412	12-34	.353	35-47	.745	6	28	34	3.4	19	1	16	18	4	2	117	11.7

LABINOWICZ MVC CAREER STATISTICS



2019-20 Evansville Men's Basketball



3 Jawaun Newton

Guard - 6-3 - Sophomore
El Paso, Texas - Burges

Career/Season Highs

CAREER HIGHS

Points: _____ 9 (1/30/19 vs. Bradley)
FG: _____ 3 (Multiple)
FGA: _____ 7 (2x)
3-Pt FG: _____ 2 (1/30/19 vs. Bradley)
3-Pt FGA: _____ 4 (Multiple)
FT: _____ 4 (2x)
FTA: _____ 5 (11/22/19 vs. East Carolina)
Rebounds: _____ 5 (11/24/19 vs. Morgan State)
Assists: _____ 4 (1/26/19 at UNI)
Steals: _____ 2 (vs. Texas Southern, 11/18/18)
Blocked Shots: _____ 1 (Multiple)
Minutes Played: 30 (11/23/19 vs George Washington)

GAME-BY-GAME STATISTICS

Opponent	Date	gs	min	Total		3-Pointers		Free throws		Rebounds				pf	a	t/o	blk	stl	pts	avg	
				fg-fga	pct	3fg-fga	pct	ft-fa	pct	off	def	tot	avg								
BALL STATE	11/09/19	*	19	0-4	.000	0-2	.000	0-0	.000	0	2	2	2.0	0	0	2	0	0	0	0.0	
at Kentucky	11/12/19	*	16	1-2	.500	1-1	1.000	0-0	.000	0	1	1	1.5	0	0	1	0	0	3	1.5	
IU KOKOMO	11/14/19	*	26	2-7	.286	0-2	.000	0-0	.000	1	2	3	2.0	1	1	0	1	0	4	2.3	
SMU	11/18/19	*	28	1-4	.250	0-2	.000	0-0	.000	0	2	2	2.0	3	0	1	1	0	2	2.3	
vs East Carolina Pirates	11/22/19	*	19	0-3	.000	0-1	.000	4-5	.800	0	2	2	2.0	3	0	3	0	0	4	2.6	
vs George Washington	11/23/19	*	30	3-5	.600	0-2	.000	1-2	.500	1	3	4	2.3	4	0	0	0	1	7	3.3	
vs Morgan State Bears	11/24/19	*	23	2-2	1.000	1-1	1.000	3-4	.750	1	4	5	2.7	4	2	2	0	0	8	4.0	
at IUPUI	11/30/19	*	22	1-4	.250	0-1	.000	2-2	1.000	2	2	4	2.9	1	1	0	0	0	4	4.0	
WESTERN ILLINOIS	12/04/19		12	2-4	.500	1-2	.500	0-0	.000	1	0	1	2.7	0	0	0	0	1	5	4.1	
MIAMI OHIO	12/07/19		3	0-0	.000	0-0	.000	0-2	.000	0	0	0	2.4	0	0	0	0	0	0	3.7	
Totals			8	198	12-35	.343	3-14	214	10-15	.667	6	18	24	2.4	16	4	9	2	2	37	3.7

Games played: 10
Minutes/game: 19.8
Points/game: 3.7
FG Pct: 34.3
3FG Pct: 21.4
FT Pct: 66.7

Rebounds/game: 2.4
Assists/game: 0.4
Turnovers/game: 0.9
Assist/turnover ratio: 0.4
Steals/game: 0.2
Blocks/game: 0.2

SEASON HIGHS

Points: _____ 8 (11/24/19 vs. Morgan State)
FG: _____ 3 (11/23/19 vs. George Washington)
FGA: _____ 7 (11/14/19 vs. IU Kokomo)
3-Pt FG: _____ 1 (3x)
3-Pt FGA: _____ 2 (5x)
FT: _____ 4 (11/22/19 vs. East Carolina)
FTA: _____ 5 (11/22/19 vs. East Carolina)
Rebounds: _____ 5 (11/24/19 vs. Morgan State)
Assists: _____ 2 (11/24/19 vs. Morgan State)
Steals: _____ 1 (2x)
Blocked Shots: _____ 1 (2x)
Minutes Played: 30 (11/23/19 vs George Washington)

Notes

2019-20: Started eight games in 2019-20 season...scored 3 points at Kentucky...played career-high 30 minutes against George Washington...season-high of 8 points came against Morgan State...hit triple that put UE in front for good against Leathernecks.

Last 5 Games

Points per game	4.8
FG%:	53.3 (8/15)
3FG%:	33.3 (2/6)
Free Throw %	60.0 (6/10)
Rebound Per Game	2.8
Assists	3
Turnovers	2
Steals	2
Blocked Shots	0
Minutes Per Game	18.0

NEWTON'S CAREER STATISTICS

Season	gp-gs	min/avg	Total		3-Point		F-Throws		Rebounds				pf	fo	ast	to	blk	stl	Scoring	
			fg-fga	pct	fg-fga	pct	ft-fa	pct	off	def	tot	avg							pts	avg
2018-19	30-1	427/14.2	27-80	.338	10-44	.227	28-36	.778	9	59	68	2.3	42	0	18	21	6	11	92	3.1
2019-20	10-8	198/19.8	12-35	.343	3-14	.214	10-15	.667	6	18	24	2.4	16	0	4	9	2	2	37	3.7
TOTAL	40-9	625/15.6	39-115	.339	13-58	.224	38-51	.745	15	77	92	2.3	58	0	22	30	8	13	129	3.2

NEWTON'S MVC CAREER STATISTICS

Season	gp-gs	min/avg	Total		3-Point		F-Throws		Rebounds				pf	fo	ast	to	blk	stl	Scoring	
			fg-fga	pct	fg-fga	pct	ft-fa	pct	off	def	tot	avg							pts	avg
2018-19	17-1	248/14.6	15-44	.341	6-27	.222	12-16	.750	4	29	33	1.9	17	0	10	13	3	4	48	2.8
TOTAL	17-1	248/14.6	15-44	.341	6-27	.222	12-16	.750	4	29	33	1.9	17	0	10	13	3	4	48	2.8



2019-20 Evansville Men's Basketball



4 Devan Straub

Guard - 6-2 - Redshirt Junnior
Evansville, Ind. - Mater Dei

Career/Season Highs

CAREER HIGHS

Points: _____ 5 (2/20/19 at Loyola)
 FG: _____ 2 (2/20/19 at Loyola)
 FGA: _____ 5 (2/17/19 vs. UNI)
 3-Pt FG: _____ 1 (Multiple)
 3-Pt FGA: _____ 4 (2/17/19 vs. UNI)
 FT: _____ 2 (3/2/19 at Valparaiso)
 FTA: _____ 2 (3/2/19 at Valparaiso)
 Rebounds: _____ 1 (3/2/19 at Valparaiso)
 Assists: _____ 2 (1/16/19 at Missouri State)
 Steals: _____ 1 (Multiple)
 Blocked Shots: _____
 Minutes Played: _____ 10 (Multiple)

GAME-BY-GAME STATISTICS

Opponent	Date	gs	min	Total		3-Pointers		Free throws		Rebounds				pf	a	t/o	blk	stl	pts	avg
				fg-fga	pct	3fg-fga	pct	ft-fa	pct	off	def	tot	avg							
at Kentucky	11/12/19	0		0-0	.000	0-0	.000	0-0	.000	0	0	0	0.0	0	0	0	0	0	0	0.0
IU KOKOMO	11/14/19	3		0-0	.000	0-0	.000	0-0	.000	0	0	0	0.0	0	1	0	0	0	0	0.0
vs East Carolina Pirates	11/22/19	3		0-0	.000	0-0	.000	0-0	.000	0	0	0	0.0	0	0	0	0	0	0	0.0
Totals		0	6	0-0	.000	0-0	.000	0-0	.000	0	0	0	0.0	0	1	0	0	0	0	0.0

Games played: 3
Minutes/game: 2.0

Assists/game: 0.3
Assist/turnover ratio: 99.9

SEASON HIGHS

Points: _____
 FG: _____
 FGA: _____
 3-Pt FG: _____
 3-Pt FGA: _____
 FT: _____
 FTA: _____
 Rebounds: _____
 Assists: _____ 1 (11/14/19 vs. IU Kokomo)
 Steals: _____
 Blocked Shots: _____
 Minutes Played: _____ 3 (2x)

Notes

2019-20: Made season debut in win at Kentucky...played 3 minutes vs. IU Kokomo...played 3 minutes vs. East Carolina.

Last 5 Games

Points per game _____
 FG%: _____
 3FG%: _____
 Free Throw % _____
 Rebound Per Game _____
 Assists _____
 Turnovers _____
 Steals _____
 Blocked Shots _____
 Minutes Per Game _____

STRAUB'S CAREER STATISTICS

Season	gp-gs	min/avg	Total		3-Point		F-Throws		Rebounds				pf	fo	ast	to	blk	stl	Scoring	
			fg-fga	pct	fg-fga	pct	ft-fa	pct	off	def	tot	avg							pts	avg
2018-19	12-0	52/4.3	5-15	.333	3-12	.250	2-2	1.000	0	1	1	0.1	3	0	4	1	0	2	15	1.3
2019-20	3-0	6/2.0	0-0	.000	0-0	.000	0-0	.000	0	0	0	0.0	0	0	1	0	0	0	0	0.0
TOTAL	15-0	58/3.9	5-15	.333	3-12	.250	2-2	1.000	0	1	1	0.1	3	0	5	1	0	2	15	1.0

STRAUB'S MVC CAREER STATISTICS

Season	gp-gs	min/avg	Total		3-Point		F-Throws		Rebounds				pf	fo	ast	to	blk	stl	Scoring	
			fg-fga	pct	fg-fga	pct	ft-fa	pct	off	def	tot	avg							pts	avg
2018-19	10-0	46/4.6	5-15	.333	3-12	.250	2-2	1.000	0	1	1	0.1	3	0	3	1	0	2	15	1.5
TOTAL	10-0	46/4.6	5-15	.333	3-12	.250	2-2	1.000	0	1	1	0.1	3	0	3	1	0	2	15	1.5



2019-20 Evansville Men's Basketball



5 Shamar Givance

Guard - 5-10 - Sophomore
Toronto, Ontario - First Love Christian

GAME-BY-GAME STATISTICS

Opponent	Date	gs	min	Total		3-Pointers		Free throws		Rebounds				pf	a	t/o	blk	stl	pts	avg
				fg-fga	pct	3fg-fga	pct	ft-fa	pct	off	def	tot	avg							
BALL STATE	11/09/19	17	2-4	.500	1-1	1.000	0-0	.000	0	2	2	2.0	1	2	1	0	1	5	5.0	
at Kentucky	11/12/19	26	1-2	.500	1-1	1.000	0-0	.000	1	5	6	4.0	2	3	0	0	0	3	4.0	
IU KOKOMO	11/14/19	18	1-5	.200	1-3	.333	0-0	.000	1	3	4	4.0	3	2	0	0	0	3	3.7	
SMU	11/18/19	19	0-3	.000	0-3	.000	0-0	.000	0	0	0	3.0	1	1	0	0	0	0	2.8	
vs East Carolina Pirates	11/22/19	24	1-3	.333	1-2	.500	2-4	.500	0	5	5	3.4	5	3	1	0	2	5	3.2	
vs George Washington	11/23/19	16	0-3	.000	0-1	.000	2-2	1.000	0	4	4	3.5	4	0	1	0	0	2	3.0	
vs Morgan State Bears	11/24/19	23	4-7	.571	2-2	1.000	5-7	.714	0	0	0	3.0	3	2	2	0	2	15	4.7	
at IUPUI	11/30/19	13	1-4	.250	0-2	.000	0-0	.000	0	1	1	2.8	2	1	0	0	0	2	4.4	
WESTERN ILLINOIS	12/04/19	18	1-3	.333	1-1	1.000	2-2	1.000	0	2	2	2.7	0	3	0	0	2	5	4.4	
MIAMI OHIO	12/07/19	27	1-1	1.000	0-0	.000	6-8	.750	1	3	4	2.8	4	5	1	0	1	8	4.8	
Totals		0	201	12-35	.343	7-16	.438	17-23	.739	3	25	28	2.8	25	22	6	0	8	48	4.8

Games played: 10
 Minutes/game: 20.1
 Points/game: 4.8
 FG Pct: 34.3
 3FG Pct: 43.8
 FT Pct: 73.9

Rebounds/game: 2.8
 Assists/game: 2.2
 Turnovers/game: 0.6
 Assist/turnover ratio: 3.7
 Steals/game: 0.8

Career/Season Highs

CAREER HIGHS

Points: _____ 15 (11/24/19 vs. Morgan State)
 FG: _____ 4 (Multiple)
 FGA: _____ 9 (11/28/18 vs. Wyoming)
 3-Pt FG: _____ 2 (Multiple)
 3-Pt FGA: _____ 5 (11/28/18 vs. Wyoming)
 FT: _____ 6 (Multiple)
 FTA: _____ 8 (2x)
 Rebounds: _____ 7 (3/7/19 vs. Illinois State)
 Assists: _____ 6 (2/9/19 at Southern Illinois)
 Steals: _____ 2 (Multiple)
 Blocked Shots: _____ 1 (2/9/19 at Southern Illinois)
 Minutes Played: _____ 29 (2/13/19 vs. Missouri State)

SEASON HIGHS

Points: _____ 15 (11/24/19 vs. Morgan State)
 FG: _____ 4 (11/24/19 vs. Morgan State)
 FGA: _____ 7 (11/24/19 vs. Morgan State)
 3-Pt FG: _____ 2 (11/24/19 vs. Morgan State)
 3-Pt FGA: _____ 3 (2x)
 FT: _____ 6 (12/7/19 vs. Miami Ohio)
 FTA: _____ 8 (12/7/19 vs. Miami Ohio)
 Rebounds: _____ 6 (11/12/19 at Kentucky)
 Assists: _____ 5 (12/7/19 vs. Miami Ohio)
 Steals: _____ 2 (3x)
 Blocked Shots: _____
 Minutes Played: _____ 27 (12/7/19 vs. Miami Ohio)

Notes

2019-20: Played 17 minutes scoring five points vs. Cardinals...played 26 minutes at Kentucky...scored career-high 15 points in win over Morgan State, was 2-2 from outside...has hit a triple in six of Evansville's ten games this year...credited with season high of five assists vs. Miami Ohio...hit 3 of last 5 triples.

Last 5 Games

Points per game	6.4
FG%:	38.9 (7/18)
3FG%:	50.0 (3/6)
Free Throw %	78.9 (15/19)
Rebound Per Game	2.2
Assists	11
Turnovers	4
Steals	5
Blocked Shots	0
Minutes Per Game	19.4

GIVANCE'S CAREER STATISTICS

Season	gp-gs	min/avg	Total		3-Point		F-Throws		Rebounds				pf	fo	ast	to	blk	stl	Scoring	
			fg-fga	pct	fg-fga	pct	ft-fa	pct	off	def	tot	avg							pts	avg
2018-19	32-6	547/17.1	45-129	.349	14-45	.311	47-63	.746	20	67	87	2.7	67	1	75	42	1	17	151	4.7
2019-20	10-0	201/20.1	12-35	.343	7-16	.438	17-23	.739	3	25	28	2.8	25	1	22	6	0	8	48	4.8
TOTAL	42-6	748/17.8	57-164	.348	21-61	.344	64-86	.744	23	92	115	2.7	92	2	97	48	1	25	199	4.7

GIVANCE'S MVC CAREER STATISTICS

Season	gp-gs	min/avg	Total		3-Point		F-Throws		Rebounds				pf	fo	ast	to	blk	stl	Scoring	
			fg-fga	pct	fg-fga	pct	ft-fa	pct	off	def	tot	avg							pts	avg
2018-19	18-5	310/17.2	24-64	.375	10-24	.417	19-27	.704	7	34	41	2.3	38	0	45	25	1	9	77	4.3
TOTAL	18-5	310/17.2	24-64	.375	10-24	.417	19-27	.704	7	34	41	2.3	38	0	45	25	1	9	77	4.3



2019-20 Evansville Men's Basketball



10 Evan Kuhlman

Forward - 6-8 - Junior

Liberty Township, Ohio - Lakota East

Career/Season Highs

CAREER HIGHS

Points: _____ 14 (1/5/19 at Illinois State)
 FG: _____ 5 (2/27/19 vs. SIU)
 FGA: _____ 12 (1/30/19 vs. Bradley)
 3-Pt FG: _____ 4 (11/10/18 at Xavier)
 3-Pt FGA: _____ 7 (Multiple)
 FT: _____ 7 (1/12/19 vs. Indiana State)
 FTA: _____ 8 (1/12/19 vs. Indiana State)
 Rebounds: _____ 8 (vs. Oakland City, 12/2/17)
 Assists: _____ 4 (Multiple)
 Steals: _____ 3 (Multiple)
 Blocked Shots: _____ 2 (1/16/19 at Missouri State)
 Minutes Played: _____ 33 (1/5/19 at Illinois State)

GAME-BY-GAME STATISTICS

Opponent	Date	gs	min	fg-fga	pct	3fg-fga	pct	ft-fa	pct	off	def	tot	avg	pf	a	t/o	blk	stl	pts	avg
BALL STATE	11/09/19	15		1-2	.500	0-1	.000	3-3	1.000	1	4	5	5.0	4	0	0	0	2	5	5.0
at Kentucky	11/12/19	8		0-3	.000	0-0	.000	0-0	.000	1	1	2	3.5	1	0	1	0	0	0	2.5
at IUPUI	11/30/19	14		2-4	.500	0-2	.000	2-2	1.000	0	1	1	2.7	1	1	1	0	1	6	3.7
WESTERN ILLINOIS	12/04/19	12		1-4	.250	0-2	.000	0-2	.000	0	0	0	2.0	2	2	0	0	0	2	3.3
MIAMI OHIO	12/07/19	12		0-2	.000	0-1	.000	0-0	.000	1	0	1	1.8	0	2	1	1	0	0	2.6
Totals		0	61	4-15	.267	0-6	.000	5-7	.714	3	6	9	1.8	8	5	3	1	3	13	2.6

Games played: 5
 Minutes/game: 12.2
 Points/game: 2.6
 FG Pct: 26.7
 3FG Pct: 0.0
 FT Pct: 71.4

Rebounds/game: 1.8
 Assists/game: 1.0
 Turnovers/game: 0.6
 Assist/Turnover ratio: 1.7
 Steals/game: 0.6
 Blocks/game: 0.2

SEASON HIGHS

Points: _____ 6 (11/30/19 at IUPUI)
 FG: _____ 2 (11/30/19 at IUPUI)
 FGA: _____ 4 (2x)
 3-Pt FG: _____
 3-Pt FGA: _____ 2 (2x)
 FT: _____ 3 (11/9/19 vs. Ball State)
 FTA: _____ 3 (11/9/19 vs. Ball State)
 Rebounds: _____ 5 (11/9/19 vs. Ball State)
 Assists: _____ 2 (2x)
 Steals: _____ 2 (11/9/19 vs. Ball State)
 Blocked Shots: _____ 1 (12/7/19 vs. Miami Ohio)
 Minutes Played: _____ 15 (11/9/19 vs. Ball State)

Notes

2019-20: Registered 5 points and 5 rebounds vs. Ball State...saw first on-court action since Kentucky game at IUPUI...scored six pivotal points against the Jaguars...notched two assists in wins over Western Illinois and Miami Ohio.

Last 5 Games

Points per game _____ 2.7
 FG%: _____ 30.0 (3/10)
 3FG%: _____ 0.00 (0/5)
 Free Throw % _____ 50.0 (2/4)
 Rebound Per Game _____ 0.7
 Assists _____ 5
 Turnovers _____ 2
 Steals _____ 1
 Blocked Shots _____ 1
 Minutes Per Game _____ 12.7

KUHLMAN'S CAREER STATISTICS

Season	gp-gs	min/avg	Total		3-Point		F-Throws		Rebounds				Scoring							
			fg-fga	pct	fg-fga	pct	ft-fa	pct	off	def	tot	avg	pf	fo	ast	to	blk	stl	pts	avg
2017-18	25-2	284/11.4	22-48	.458	10-22	.455	5-6	.833	5	24	29	1.2	31	0	7	6	3	5	59	2.4
2018-19	32-22	722/22.6	71-183	.388	34-108	.315	22-25	.880	11	81	92	2.9	85	4	38	34	11	17	198	6.2
2019-20	5-0	61/12.2	4-15	.267	0-6	.000	5-7	.714	3	6	9	1.8	8	0	5	3	1	3	13	2.6
TOTAL	62-24	1067/17.2	97-246	.394	44-136	.324	32-38	.842	19	111	130	2.1	124	4	50	43	15	25	270	4.4

KUHLMAN'S MVC CAREER STATISTICS

Season	gp-gs	min/avg	Total		3-Point		F-Throws		Rebounds				Scoring							
			fg-fga	pct	fg-fga	pct	ft-fa	pct	off	def	tot	avg	pf	fo	ast	to	blk	stl	pts	avg
2017-18	15-0	157/10.5	13-27	.481	6-14	.429	1-2	.500	1	10	11	0.7	18	0	4	3	2	4	33	2.2
2018-19	18-10	401/22.3	38-92	.413	20-57	.351	15-17	.882	6	56	62	3.4	45	1	18	23	7	9	111	6.2
TOTAL	33-10	558/16.9	51-119	.429	26-71	.366	16-19	.842	7	66	73	2.2	63	1	22	26	9	13	144	4.4



2019-20 Evansville Men's Basketball



11 Thomasi Gilgeous-Alexander

Guard - 6-5 - Freshman
Hamilton, Ontario - The Potter's House

Career/Season Highs

CAREER HIGHS

Points: _____
FG: _____
FGA: _____
3-Pt FG: _____
3-Pt FGA: _____
FT: _____
FTA: _____
Rebounds: _____
Assists: _____ 1 (11/23/19 vs. George Washington)
Steals: _____
Blocked Shots: _____
Minutes Played: _____ 1 (11/23/19 vs. George Washington)

GAME-BY-GAME STATISTICS

Opponent	Date	gs	min	fg-fga	pct	3fg-fga	pct	ft-fa	pct	off	def	tot	avg	pf	a	t/o	blk	stl	pts	avg
vs George Washington	11/23/19	1		0-0	.000	0-0	.000	0-0	.000	0	0	0	0.0	0	1	0	0	0	0	0.0
vs Morgan State Bears	11/24/19	0		0-0	.000	0-0	.000	0-0	.000	0	0	0	0.0	0	0	0	0	0	0	0.0
Totals		0	1	0-0	.000	0-0	.000	0-0	.000	0	0	0	0.0	0	1	0	0	0	0	0.0

Games played: 2
Minutes/game: 0.5

Assists/game: 0.5
Assist/turnover ratio: 99.9

SEASON HIGHS

Points: _____
FG: _____
FGA: _____
3-Pt FG: _____
3-Pt FGA: _____
FT: _____
FTA: _____
Rebounds: _____
Assists: _____ 1 (11/23/19 vs. George Washington)
Steals: _____
Blocked Shots: _____
Minutes Played: _____ 1 (11/23/19 vs. George Washington)

Notes

2019-20: Made debut against George Washington, recording an assist in one minute of play.

Last 5 Games

Points per game _____
FG%: _____
3FG%: _____
Free Throw % _____
Rebound Per Game _____
Assists _____
Turnovers _____
Steals _____
Blocked Shots _____
Minutes Per Game _____

GILGEOUS-ALEXANDER'S CAREER STATISTICS

Season	gp-gs	min/avg	Total		3-Point		F-Throws		Rebounds				Scoring							
			fg-fga	pct	fg-fga	pct	ft-fa	pct	off	def	tot	avg	pf	fo	ast	to	blk	stl	pts	avg
2019-20	2-0	1/0.5	0-0	.000	0-0	.000	0-0	.000	0	0	0	0.0	0	0	1	0	0	0	0	0.0
TOTAL	2-0	1/0.5	0-0	.000	0-0	.000	0-0	.000	0	0	0	0.0	0	0	1	0	0	0	0	0.0

GILGEOUS-ALEXANDER'S MVC CAREER STATISTICS



2019-20 Evansville Men's Basketball



13 DeAndre Williams

Forward - 6-9 - Sophomore
Houston, Texas - Klein Forest

Career/Season Highs

CAREER HIGHS

Points: _____ 37 (12/7/19 vs. Miami Ohio)
FG: _____ 17 (12/7/19 vs. Miami Ohio)
FGA: _____ 18 (12/7/19 vs. Miami Ohio)
3-Pt FG: _____ 3 (11/9/19 vs. Ball State)
3-Pt FGA: _____ 4 (2x)
FT: _____ 7 (12/4/19 vs. Western Illinois)
FTA: _____ 7 (12/4/19 vs. Western Illinois)
Rebounds: _____ 15 (11/30/19 at IUPUI)
Assists: _____ 5 (11/30/19 at IUPUI)
Steals: _____ 2 (2x)
Blocked Shots: _____ 3 (12/7/19 vs. Miami Ohio)
Minutes Played: _____ 35 (3x)

GAME-BY-GAME STATISTICS

Opponent	Date	gs	min	fg-fga	pct	3fg-fga	pct	ft-fa	pct	off	def	tot	avg	pf	a	t/o	blk	stl	pts	avg
BALL STATE	11/09/19	*	28	11-14	.786	3-4	.750	1-2	.500	2	7	9	9.0	5	3	2	1	2	26	26.0
at Kentucky	11/12/19	*	25	4-9	.444	0-4	.000	1-1	1.000	1	3	4	6.5	3	3	1	0	2	9	17.5
IU KOKOMO	11/14/19	*	29	9-14	.643	1-2	.500	4-6	.667	4	9	13	8.7	2	1	1	1	1	23	19.3
SMU	11/18/19	*	35	5-8	.625	1-1	1.000	2-2	1.000	1	7	8	8.5	2	2	2	1	1	13	17.8
vs East Carolina Pirates	11/22/19	*	15	0-1	.000	0-1	.000	2-2	1.000	0	1	1	7.0	5	3	2	0	0	2	14.6
vs George Washington	11/23/19		11	1-2	.500	0-0	.000	0-0	.000	0	1	1	6.0	4	0	3	1	0	2	12.5
vs Morgan State Bears	11/24/19		16	5-7	.714	0-1	.000	4-6	.667	0	6	6	6.0	5	3	4	0	0	14	12.7
at IUPUI	11/30/19	*	35	8-13	.615	0-1	.000	4-6	.667	5	10	15	7.1	1	5	0	2	1	20	13.6
WESTERN ILLINOIS	12/04/19	*	22	6-8	.750	2-2	1.000	7-7	1.000	1	8	9	7.3	5	4	1	1	1	21	14.4
MIAMI OHIO	12/07/19	*	35	17-18	.944	2-3	.667	1-2	.500	4	6	10	7.6	3	3	1	3	1	37	16.7
Totals			7	251	66-94	.702	9-19	.474	26-34	.765	18	58	7.6	35	27	17	10	9	167	16.7

Games played: 10
Minutes/game: 25.1
Points/game: 16.7
FG Pct: 70.2
3FG Pct: 47.4
FT Pct: 76.5

Rebounds/game: 7.6
Assists/game: 2.7
Turnovers/game: 1.7
Assist/turnover ratio: 1.6
Steals/game: 0.9
Blocks/game: 1.0

SEASON HIGHS

Points: _____ 37 (12/7/19 vs. Miami Ohio)
FG: _____ 17 (12/7/19 vs. Miami Ohio)
FGA: _____ 18 (12/7/19 vs. Miami Ohio)
3-Pt FG: _____ 3 (11/9/19 vs. Ball State)
3-Pt FGA: _____ 4 (2x)
FT: _____ 7 (12/4/19 vs. Western Illinois)
FTA: _____ 7 (12/4/19 vs. Western Illinois)
Rebounds: _____ 15 (11/30/19 at IUPUI)
Assists: _____ 5 (11/30/19 at IUPUI)
Steals: _____ 2 (2x)
Blocked Shots: _____ 3 (12/7/19 vs. Miami Ohio)
Minutes Played: _____ 35 (3x)

Notes

2019-20: Had best program debut in 33 years with 26 points against Ball State; added 9 rebounds and 3 assists in 28 minutes...registered nine points in win at Kentucky...first collegiate double-double came vs. IU Kokomo with 23 pts and 13 rbs...3-time MVC Newcomer of the Week in 2019-20...at IUPUI he had first 20-point, 15-rebound, 5-assist game for program since 1994...was 17/18 from the floor scoring 37 pts in win over Miami Ohio...hit 15 shots in a row...MVC Player of the Week on 12/9/19.

Last 5 Games

Points per game _____ 18.8
FG%: _____ 77.1 (37/48)
3FG%: _____ 57.1 (4/7)
Free Throw % _____ 76.2 (16/21)
Rebound Per Game _____ 8.2
Assists _____ 15
Turnovers _____ 9
Steals _____ 3
Blocked Shots _____ 7
Minutes Per Game _____ 23.8

WILLIAMS' CAREER STATISTICS

Season	gp-gs	min/avg	Total		3-Point		F-Throws		Rebounds				Scoring							
			fg-fga	pct	fg-fga	pct	ft-fa	pct	off	def	tot	avg	pf	fo	ast	to	blk	stl	pts	avg
2019-20	10-7	251/25.1	66-94	.702	9-19	.474	26-34	.765	18	58	76	7.6	35	4	27	17	10	9	167	16.7
TOTAL	10-7	251/25.1	66-94	.702	9-19	.474	26-34	.765	18	58	76	7.6	35	4	27	17	10	9	167	16.7

WILLIAMS' MVC CAREER STATISTICS



2019-20 Evansville Men's Basketball



20 Sam Cunliffe

Guard - 6-8 - Redshirt Junior
Seattle, Wash. - Kansas

Career/Season Highs

CAREER HIGHS

Points: _____ 23 (11/23/16 vs. Citadel)*
FG: _____ 7 (11/23/16 vs. Citadel)*
FGA: _____ 15 (11/22/19 vs. East Carolina)
3-Pt FG: _____ 5 (11/22/19 vs. East Carolina)
3-Pt FGA: _____ 11 (11/22/19 vs. East Carolina)
FT: _____ 6 (2x)
FTA: _____ 9 (11/23/16 vs. Citadel)*
Rebounds: _____ 10 (11/23/16 vs. Citadel)*
Assists: _____ 5 (11/23/16 vs. Citadel)*
Steals: _____ 3 (11/18/19 vs. SMU)
Blocked Shots: _____ 2 (11/13/16 vs. Cal Poly)*
Minutes Played: _____ 35 (12/7/19 vs. Miami Ohio)

* - mark came at Arizona State

\$ - mark came at Kansas

SEASON HIGHS

Points: _____ 21 (12/7/19 vs. Miami Ohio)
FG: _____ 6 (5x)
FGA: _____ 15 (11/22/19 vs. East Carolina)
3-Pt FG: _____ 5 (11/22/19 vs. East Carolina)
3-Pt FGA: _____ 11 (11/22/19 vs. East Carolina)
FT: _____ 6 (12/7/19 vs. Miami Ohio)
FTA: _____ 8 (12/7/19 vs. Miami Ohio)
Rebounds: _____ 6 (3x)
Assists: _____ 3 (2x)
Steals: _____ 3 (11/18/19 vs. SMU)
Blocked Shots: _____ 2 (11/24/19 vs. Morgan State)
Minutes Played: _____ 35 (12/7/19 vs. Miami Ohio)

GAME-BY-GAME STATISTICS

Opponent	Date	gs	min	fg-fga	pct	3fg-fga	pct	ft-fa	pct	off	def	tot	avg	pf	a	t/o	blk	stl	pts	avg
BALL STATE	11/09/19	25	6-13	.462	3-4	.750	2-2	1.000	2	0	2	2.0	0	3	4	0	0	0	17	17.0
at Kentucky	11/12/19	28	6-13	.462	2-7	.286	3-4	.750	2	4	6	4.0	3	0	6	0	0	0	17	17.0
IU KOKOMO	11/14/19	20	3-5	.600	0-2	.000	0-0	.000	0	3	3	3.7	1	2	2	0	1	6	13.3	
SMU	11/18/19	12	1-6	.167	0-3	.000	0-0	.000	0	1	1	3.0	0	1	1	0	3	2	10.5	
vs East Carolina Pirates	11/22/19	28	6-15	.400	5-11	.455	0-0	.000	1	2	3	3.0	1	1	0	0	0	0	17	11.8
vs George Washington	11/23/19	10	1-4	.250	0-0	.000	0-0	.000	0	0	0	2.5	2	1	0	0	0	2	10.2	
vs Morgan State Bears	11/24/19	34	4-10	.400	2-5	.400	5-6	.833	0	6	6	3.0	1	0	2	2	0	15	10.9	
at IUJUI	11/30/19	19	3-9	.333	1-3	.333	0-0	.000	0	2	2	2.9	5	2	1	0	0	7	10.4	
WESTERN ILLINOIS	12/04/19	* 30	6-11	.545	2-5	.400	1-2	.500	0	6	6	3.2	3	2	4	0	0	15	10.9	
MIAMI OHIO	12/07/19	* 35	6-13	.462	3-7	.429	6-8	.750	0	4	4	3.3	1	3	0	0	0	21	11.9	
Totals		2	241	42-99	.424	18-47	.383	17-22	.773	5	28	33	3.3	17	15	20	2	4	119	11.9

Games played: 10
Minutes/game: 24.1
Points/game: 11.9
FG Pct: 42.4
3FG Pct: 38.3
FT Pct: 77.3

Rebounds/game: 3.3
Assists/game: 1.5
Turnovers/game: 2.0
Assist/turnover ratio: 0.8
Steals/game: 0.4
Blocks/game: 0.2

Notes

2019-20: Made UE debut scoring 17 points on 6-of-13 shooting against BSU, was 3-4 from outside...added another 17-point game in win over #1 Kentucky, was 6-of-13 and hit clinching free throws in final seconds...matched UE scoring mark of 17 pts against East Carolina, hit career-high five triples...set season mark of 21 points in win over Miami Ohio...UE is 7-1 when he its 3 or more shots.

Last 5 Games

Points per game	12.0
FG%:	42.6 (20/47)
3FG%:	40.0 (8/20)
Free Throw %	75.0 (12/16)
Rebound Per Game	3.6
Assists	8
Turnovers	7
Steals	0
Blocked Shots	2
Minutes Per Game	25.6

CUNLIFFE'S UE CAREER STATISTICS

Season	gp-gs	min/avg	Total		3-Point		F-Throws		Rebounds				Scoring							
			fg-fga	pct	fg-fga	pct	ft-fa	pct	off	def	tot	avg	pf	fo	ast	to	blk	stl	pts	avg
2019-20	10-2	241/24.1	42-99	.424	18-47	.383	17-22	.773	5	28	33	3.3	17	1	15	20	2	4	119	11.9
TOTAL	10-2	241/24.1	42-99	.424	18-47	.383	17-22	.773	5	28	33	3.3	17	1	15	20	2	4	119	11.9

CUNLIFFE'S MVC CAREER STATISTICS



2019-20 Evansville Men's Basketball



30 Noah Frederking

Guard - 6-4 - Junior
Okawville, Ill. - Okawville

Career/Season Highs

CAREER HIGHS

Points: _____ 26 (11/15/18 vs. KWC)
 FG: _____ 9 (11/15/18 vs. KWC)
 FGA: _____ 14 (11/15/18 vs. KWC)
 3-Pt FG: _____ 5 (11/22/19 vs. East Carolina)
 3-Pt FGA: _____ 9 (11/22/19 vs. East Carolina)
 FT: _____ 6 (vs. Drake, 1/27/18)
 FTA: _____ 6 (2x, last vs. KWC, 11/15/18)
 Rebounds: _____ 5 (Multiple)
 Assists: _____ 5 (vs. UNI, 1/31/18)
 Steals: _____ 2 (Multiple)
 Blocked Shots: _____ 1 (Multiple)
 Minutes Played: _____ 35 (vs. Loyola, 2/18/18)

GAME-BY-GAME STATISTICS

Opponent	Date	gs	min	Total		3-Pointers		Free throws		Rebounds				pf	a	t/o	blk	stl	pts	avg	
				fg-fga	pct	3fg-fga	pct	ft-fga	pct	off	def	tot	avg								
BALL STATE	11/09/19	*	21	2-7	.286	2-4	.500	2-2	1.000	0	0	0	0.0	1	1	3	0	0	8	8.0	
at Kentucky	11/12/19	*	28	3-9	.333	2-7	.286	0-0	.000	1	3	4	2.0	1	1	0	0	0	8	8.0	
IU KOKOMO	11/14/19	*	22	2-10	.200	0-2	.000	0-0	.000	1	2	3	2.3	0	1	2	1	0	4	6.7	
SMU	11/18/19	*	25	4-7	.571	3-6	.500	1-1	1.000	1	2	3	2.5	0	0	1	0	1	12	8.0	
vs East Carolina Pirates	11/22/19	*	30	5-10	.500	5-9	.556	2-2	1.000	0	3	3	2.6	1	0	2	0	0	17	9.8	
vs George Washington	11/23/19	*	33	1-7	.143	0-6	.000	0-0	.000	2	1	3	2.7	1	1	0	0	0	2	8.5	
vs Morgan State Bears	11/24/19	*	32	1-5	.200	0-4	.000	0-0	.000	1	2	3	2.7	1	1	0	0	0	2	7.6	
at IUPUI	11/30/19	*	25	3-8	.375	2-7	.286	0-2	.000	0	3	3	2.8	2	1	0	1	0	8	7.6	
WESTERN ILLINOIS	12/04/19	*	21	3-6	.500	3-6	.500	0-0	.000	0	1	1	2.6	1	3	2	0	0	9	7.8	
MIAMI OHIO	12/07/19	*	14	0-1	.000	0-1	.000	0-0	.000	0	1	1	2.4	1	0	1	0	0	0	7.0	
Totals			10	251	24-70	.343	17-52	.327	5-7	.714	6	18	24	2.4	9	9	11	2	1	70	7.0

Games played: 10
 Minutes/game: 25.1
 Points/game: 7.0
 FG Pct: 34.3
 3FG Pct: 32.7
 FT Pct: 71.4

Rebounds/game: 2.4
 Assists/game: 0.9
 Turnovers/game: 1.1
 Assist/turnover ratio: 0.8
 Steals/game: 0.1
 Blocks/game: 0.2

SEASON HIGHS

Points: _____ 17 (11/22/19 vs. East Carolina)
 FG: _____ 5 (11/22/19 vs. East Carolina)
 FGA: _____ 10 (2x)
 3-Pt FG: _____ 5 (11/22/19 vs. East Carolina)
 3-Pt FGA: _____ 9 (11/22/19 vs. East Carolina)
 FT: _____ 2 (2x)
 FTA: _____ 2 (2x)
 Rebounds: _____ 4 (11/12/19 at Kentucky)
 Assists: _____ 3 (12/4/19 vs. Western Illinois)
 Steals: _____ 1 (11/18/19 vs. SMU)
 Blocked Shots: _____ 1 (2x)
 Minutes Played: 33 (11/23/19 vs. George Washington)

Notes

2019-20: Hit two triples and scored 8 points vs. BSU; drew six fouls....added another 8-point effort at Kentucky with 4 rebounds... scored season-high 17 points against ECU while hitting a career-high five 3-pointers...scored 9 pts in win over WIU going 3-6 from outside...has hit multiple 3-pointers in six out of 10 games.

Last 5 Games

Points per game	4.2
FG%:	29.6 (8/27)
3FG%:	20.8 (5/24)
Free Throw %	0.00 (0/2)
Rebound Per Game	2.2
Assists	6
Turnovers	3
Steals	0
Blocked Shots	1
Minutes Per Game	25.0

FREDERKING'S CAREER STATISTICS

Season	gp-gs	min/avg	Total		3-Point		F-Throws		Rebounds				pf	fo	ast	to	blk	stl	Scoring	
			fg-fga	pct	fg-fga	pct	ft-fga	pct	off	def	tot	avg							pts	avg
2017-18	32-9	690/21.6	57-149	.383	24-66	.364	35-43	.814	13	43	56	1.8	28	0	36	30	3	12	173	5.4
2018-19	32-8	640/20.0	68-157	.433	41-108	.380	23-35	.657	11	53	64	2.0	35	0	23	27	1	12	200	6.3
2019-20	10-10	251/25.1	24-70	.343	17-52	.327	5-7	.714	6	18	24	2.4	9	0	9	11	2	1	70	7.0
TOTAL	74-27	1581/21.4	149-376	.396	82-226	.363	63-85	.741	30	114	144	1.9	72	0	68	68	6	25	443	6.0

FREDERKING'S MVC CAREER STATISTICS

Season	gp-gs	min/avg	Total		3-Point		F-Throws		Rebounds				pf	fo	ast	to	blk	stl	Scoring	
			fg-fga	pct	fg-fga	pct	ft-fga	pct	off	def	tot	avg							pts	avg
2017-18	18-2	401/22.3	26-74	.351	9-29	.310	22-29	.759	7	23	30	1.7	18	0	25	19	3	8	83	4.6
2018-19	18-7	353/19.6	32-77	.416	23-58	.397	5-10	.500	5	29	34	1.9	25	0	12	10	1	7	92	5.1
TOTAL	36-9	754/20.9	58-151	.384	32-87	.368	27-39	.692	12	52	64	1.8	43	0	37	29	4	15	175	4.9



2019-20 Evansville Men's Basketball



33 K.J. Riley

Guard - 6-5 - Senior
Bronx, N.Y. - Howard (Texas) College

Career/Season Highs

CAREER HIGHS

Points: _____ 36 (11/24/19 vs. Morgan State)
 FG: _____ 12 (11/24/19 vs. Morgan State)
 FGA: _____ 19 (11/24/19 vs. Morgan State)
 3-Pt FG: _____ 2 (2x)
 3-Pt FGA: _____ 5 (1/2/19 vs. Drake)
 FT: _____ 14 (2x)
 FTA: _____ 18 (1/19/19 vs. Illinois State)
 Rebounds: _____ 12 (vs. Midway, 12/17/17)
 Assists: _____ 9 (vs. Oakland City, 12/2/17)
 Steals _____ 3 (Multiple)
 Blocked Shots _____ 1 (Multiple)
 Minutes Played: _____ 46 (11/24/19 vs. Morgan State)

SEASON HIGHS

Points: _____ 36 (11/24/19 vs. Morgan State)
 FG: _____ 12 (11/24/19 vs. Morgan State)
 FGA: _____ 19 (11/24/19 vs. Morgan State)
 3-Pt FG: _____ 2 (2x)
 3-Pt FGA: _____ 4 (11/24/19 vs. Morgan State)
 FT: _____ 14 (11/23/19 vs. George Washington)
 FTA: _____ 16 (11/23/19 vs. George Washington)
 Rebounds: _____ 5 (3x)
 Assists: _____ 5 (12/4/19 vs. Western Illinois)
 Steals: _____ 1 (5x)
 Blocked Shots: _____ 1 (2x)
 Minutes Played: _____ 46 (11/24/19 vs. Morgan State)

GAME-BY-GAME STATISTICS

Opponent	Date	gs	min	fg-fga	pct	3fg-fga	pct	ft-fa	pct	off	def	tot	avg	pf	a	to	blk	stl	pts	avg
BALL STATE	11/09/19	*	29	5-8	.625	0-0	.000	4-5	.800	0	5	5	5.0	1	3	2	0	1	14	14.0
at Kentucky	11/12/19	*	29	4-8	.500	2-2	1.000	8-8	1.000	1	3	4	4.5	4	1	1	0	0	18	16.0
IU KOKOMO	11/14/19	*	22	2-3	.667	0-0	.000	2-2	1.000	0	5	5	4.7	0	2	0	0	1	6	12.7
SMU	11/18/19	*	26	1-7	.143	0-2	.000	6-7	.857	0	2	2	4.0	2	4	3	0	0	8	11.5
vs East Carolina Pirates	11/22/19	*	26	3-3	1.000	0-0	.000	2-5	.400	1	1	2	3.6	5	4	3	0	1	8	10.8
vs George Washington	11/23/19	*	26	7-11	.636	0-0	.000	14-16	.875	0	2	2	3.3	4	1	1	0	1	28	13.7
vs Morgan State Bears	11/24/19	*	46	12-19	.632	2-4	.500	10-14	.714	1	3	4	3.4	5	3	3	1	0	36	16.9
at IUPUI	11/30/19	*	31	3-6	.500	0-1	.000	2-2	1.000	0	3	3	3.4	2	0	3	1	1	8	15.8
WESTERN ILLINOIS	12/04/19	*	26	3-7	.429	1-2	.500	3-3	1.000	0	2	2	3.2	0	5	3	0	1	10	15.1
MIAMI OHIO	12/07/19	*	25	1-4	.250	0-0	.000	6-8	.750	1	4	5	3.4	3	3	4	0	0	8	14.4
Totals			10	286	41-76	.539	5-11	.455	57-70	.814	4	30	34	3.4	26	23	2	6	144	14.4

Games played: 10
 Minutes/game: 28.6
 Points/game: 14.4
 FG Pct: 53.9
 3FG Pct: 45.5
 FT Pct: 81.4

Rebounds/game: 3.4
 Assists/game: 2.6
 Turnovers/game: 2.3
 Assist/turnover ratio: 1.1
 Steals/game: 0.6
 Blocks/game: 0.2

Notes

2019-20: Recorded 14 points in opener vs. Ball State; drew six fouls...led UE with team-high 18 points in win over #1 Kentucky, was 2-2 from outside and 8-8 from the line...reset career scoring mark in each of final two games in Bahamas including 36 points on 12-of-19 shooting against Morgan State in 46 minutes of work...hit game-tying triple with 1.5 seconds left in regulation...ranks in the top ten nationally in free throw makes and attempts.

Last 5 Games

Points per game	18.0
FG%:	55.3 (26/47)
3FG%:	42.9 (3/7)
Free Throw %	81.4 (35/43)
Rebound Per Game	3.2
Assists	12
Turnovers	14
Steals	3
Blocked Shots	2
Minutes Per Game	30.8

RILEY'S CAREER STATISTICS

Season	gp-gs	min/avg	Total		3-Point		F-Throws		Rebounds				Scoring							
			fg-fga	pct	fg-fga	pct	ft-fa	pct	off	def	tot	avg	pf	fo	ast	to	blk	stl	pts	avg
2017-18	32-18	767/24.0	54-131	.412	1-9	.111	107-139	.770	18	92	110	3.4	73	2	91	64	5	33	216	6.8
2018-19	32-32	1052/32.9	125-294	.425	9-53	.170	176-244	.721	24	135	159	5.0	95	0	96	103	14	38	435	13.6
2019-20	10-10	286/28.6	41-76	.539	5-11	.455	57-70	.814	4	30	34	3.4	26	2	26	23	2	6	144	14.4
TOTAL	74-60	2105/28.4	220-501	.439	15-73	.205	340-453	.751	46	257	303	4.1	194	4	213	190	21	77	795	10.7

RILEY'S MVC CAREER STATISTICS

Season	gp-gs	min/avg	Total		3-Point		F-Throws		Rebounds				Scoring							
			fg-fga	pct	fg-fga	pct	ft-fa	pct	off	def	tot	avg	pf	fo	ast	to	blk	stl	pts	avg
2017-18	18-16	508/28.2	33-87	.379	1-7	.143	54-71	.761	12	58	70	3.9	49	2	56	36	3	27	121	6.7
2018-19	18-18	615/34.2	69-169	.408	5-33	.152	96-137	.701	12	82	94	5.2	56	0	55	65	6	18	239	13.3
TOTAL	36-34	1123/31.2	102-256	.398	6-40	.150	150-208	.721	24	140	164	4.6	105	2	111	101	9	45	360	10.0

#FOR THE Aces



2019-20 Evansville Men's Basketball



35 John Hall

Forward - 6-7- Redshirt Junior
Philadelphia, Pa. - Standard of Excellence

Career/Season Highs

CAREER HIGHS

Points: _____ 21 (Multiple)
FG: _____ 8 (Multiple)
FGA: _____ 15 (11/28/18 vs. Wyoming)
3-Pt FG: _____ 5 (1/26/19 at UNI)
3-Pt FGA: _____ 7 (Multiple)
FT: _____ 6 (11/24/19 vs. Morgan State)
FTA: _____ 8 (11/24/19 vs. Morgan State)
Rebounds: _____ 14 (12/15/18 vs. Jacksonville State)
Assists: _____ 5 (11/10/18 at Xavier)
Steals: _____ 3 (Multiple)
Blocked Shots: _____ 2 (Multiple)
Minutes Played: _____ 43 (1/2/19 vs. Drake)

GAME-BY-GAME STATISTICS

Opponent	Date	gs	min	fg-fga	pct	3fg-fga	pct	ft-fa	pct	off	def	tot	avg	pf	a	t/o	blk	stl	pts	avg	
BALL STATE	11/09/19	*	22	0-2	.000	0-2	.000	0-0	.000	0	3	3	3.0	0	1	0	0	0	0	0.0	
at Kentucky	11/12/19	*	22	1-5	.200	1-4	.250	0-0	.000	1	1	2	2.5	4	0	1	0	0	3	1.5	
IU KOKOMO	11/14/19	*	26	5-8	.625	3-6	.500	3-5	.600	0	6	6	3.7	0	0	0	1	0	16	6.3	
SMU	11/18/19	*	32	3-6	.500	2-4	.500	0-0	.000	0	5	5	4.0	4	0	0	0	1	8	6.8	
vs East Carolina Pirates	11/22/19	*	17	0-4	.000	0-2	.000	0-0	.000	0	1	1	3.4	3	1	1	0	0	0	5.4	
vs George Washington	11/23/19	*	29	4-7	.571	0-1	.000	0-0	.000	0	2	2	3.2	2	2	2	0	0	8	5.8	
vs Morgan State Bears	11/24/19	*	39	1-3	.333	0-0	.000	6-8	.750	0	3	3	3.1	1	1	2	0	0	8	6.1	
at IUPUI	11/30/19	*	15	1-3	.333	1-2	.500	0-0	.000	1	3	4	3.3	4	0	1	0	0	3	5.8	
WESTERN ILLINOIS	12/04/19		14	3-5	.600	2-2	1.000	0-1	.000	1	1	2	3.1	0	1	1	0	0	8	6.0	
MIAMI OHIO	12/07/19		20	5-7	.714	4-6	.667	0-0	.000	1	2	3	3.1	0	2	1	0	0	14	6.8	
Totals			8	236		23-50	.460	13-29	.448	9-14	.643	4	27	31	3.1	18	8	9	1	68	6.8

Games played: 10
Minutes/game: 23.6
Points/game: 6.8
FG Pct: 46.0
3FG Pct: 44.8
FT Pct: 64.3

Rebounds/game: 3.1
Assists/game: 0.8
Turnovers/game: 0.9
Assist/turnover ratio: 0.9
Steals/game: 0.1
Blocks/game: 0.1

SEASON HIGHS

Points: _____ 16 (11/14/19 vs. IU Kokomo)
FG: _____ 5 (2x)
FGA: _____ 8 (11/14/19 vs. IU Kokomo)
3-Pt FG: _____ 4 (12/7/19 vs. Miami Ohio)
3-Pt FGA: _____ 6 (2x)
FT: _____ 6 (11/24/19 vs. Morgan State)
FTA: _____ 8 (11/24/19 vs. Morgan State)
Rebounds: _____ 6 (11/14/19 vs. IU Kokomo)
Assists: _____ 2 (2x)
Steals: _____ 1 (11/18/19 vs. SMU)
Blocked Shots: _____ 1 (11/14/19 vs. IU Kokomo)
Minutes Played: _____ 39 (11/24/19 vs. Morgan State)

Notes

2019-20: Recorded 3 points in win at Kentucky...top game of the season so far came vs. IU Kokomo, posting 16 points on 5-of-8 shooting and a 3-6 game from outside...played season high 39 minutes versus Morgan State...scored 14 points going 5-7 from the floor against Miami Ohio...has hit 7 of last 10 3-pointers in last three games.

Last 5 Games

Points per game _____ 8.2
FG%: _____ 56.9 (14/25)
3FG%: _____ 63.6 (7/11)
Free Throw % _____ 66.7 (6/9)
Rebound Per Game _____ 2.8
Assists _____ 6
Turnovers _____ 7
Steals _____ 0
Blocked Shots _____ 0
Minutes Per Game _____ 23.4

HALL'S CAREER STATISTICS

Season	gp-gs	min/avg	Total		3-Point		F-Throws		Rebounds				Scoring							
			fg-fga	pct	fg-fga	pct	ft-fa	pct	off	def	tot	avg	pf	fo	ast	to	blk	stl	pts	avg
2017-18	32-7	439/13.7	37-104	.356	1-6	.167	16-22	.727	24	62	86	2.7	58	0	14	20	7	7	91	2.8
2018-19	32-30	926/28.9	111-244	.455	40-112	.357	27-51	.529	29	182	211	6.6	54	1	31	60	17	24	289	9.0
2019-20	10-8	236/23.6	23-50	.460	13-29	.448	9-14	.643	4	27	31	3.1	18	0	8	9	1	1	68	6.8
TOTAL	74-45	1601/21.6	171-398	.430	54-147	.367	52-87	.598	57	271	328	4.4	130	1	53	89	25	32	448	6.1

HALL'S MVC CAREER STATISTICS

Season	gp-gs	min/avg	Total		3-Point		F-Throws		Rebounds				Scoring							
			fg-fga	pct	fg-fga	pct	ft-fa	pct	off	def	tot	avg	pf	fo	ast	to	blk	stl	pts	avg
2017-18	18-5	271/15.1	17-56	.304	0-2	.000	12-17	.706	14	39	53	2.9	40	0	5	12	4	5	46	2.6
2018-19	18-16	501/27.8	59-129	.457	25-68	.368	4-14	.286	15	82	97	5.4	32	1	10	26	8	14	147	8.2
TOTAL	36-21	772/21.4	76-185	.411	25-70	.357	16-31	.516	29	121	150	4.2	72	1	15	38	12	19	193	5.4



2019-20 Evansville Men's Basketball



42 Peace Ilegomah

Center - 6-9 - Junior
Benin City, Nigeria - Pittsburgh

GAME-BY-GAME STATISTICS

Notes

2019-20: Will be eligible following fall semester.

Career/Season Highs

CAREER HIGHS

Points: _____ 6 (11/9/18 vs. VMI)*
FG: _____ 2 (11/9/18 vs. VMI)*
FGA: _____ 2 (2x)*
3-Pt FG: _____
3-Pt FGA: _____
FT: _____ 2 (3x)*
FTA: _____ 3 (11/6/18 vs. Youngstown State)*
Rebounds: _____ 4 (2x)*
Assists: _____ 1 (4x)*
Steals: _____ 1 (2x)*
Blocked Shots: _____ 3 (2x)*
Minutes Played: ___ 16 (12/16/17 vs. McNeese State)*

* - record was at Pitt

SEASON HIGHS

Points: _____
FG: _____
FGA: _____
3-Pt FG: _____
3-Pt FGA: _____
FT: _____
FTA: _____
Rebounds: _____
Assists: _____
Steals: _____
Blocked Shots: _____
Minutes Played: _____

Last 5 Games

Points per game _____ -
FG%: _____ -
3FG%: _____ -
Free Throw % _____ -
Rebound Per Game _____ -
Assists _____ -
Turnovers _____ -
Steals _____ -
Blocked Shots _____ -
Minutes Per Game _____ -

ILEGOMAH'S UE CAREER STATISTICS

ILEGOMAH'S MVC CAREER STATISTICS



2019-20 Evansville Men's Basketball

1 UE vs. Ball State - Nov. 9, 2019 Ford Center | Evansville, Ind.



Official Basketball Box Score - Final
Ball State at Evansville
11/09/19 Ford Center, Evansville
2019-20 Men's Basketball

Game Time: 0:00 PM
Game Duration: 2:04
Attendance: 5,372

Officials: John Hampton, Tyler Kempf, Bobby David

Ball St. - 75

Record: 1-1

NO.	Name	Min	FG	3P	FT	Rebounds	Fouls	TP	AS	TO	ST	Blocks	BS	BA	+/-
14	Kyle Williams	5:11	1-5	0-0	2-2	4	1	11	0	2	2	0	1	1	-1
25	Tajhae Teague	8:16	0-1	4-5	4	4	8	5	7	20	3	0	1	0	11
1	K.J. Walton	6:05	1-6	0-2	0-0	1	2	1	2	2	0	1	0	0	11
3	Josh Thompson	8:17	3-6	1-3	1-2	0	3	1	1	8	1	0	1	0	-2
5	Ihmal El-Amin	6:12	3-6	0-0	1	3	4	0	15	1	2	2	0	0	-2
2	Luke Bumbalough	13:53	2-5	2-2	0-2	0	1	1	2	6	0	2	1	0	-12
4	Lucas Kraft	12:43	0-1	0-1	0-0	0	0	0	0	0	0	0	0	0	-3
11	Jarron Coleman	23:09	4-5	2-2	0-0	5	1	10	3	2	0	0	0	0	-2
12	Brachen Hazen	15:20	1-3	0-0	1-2	2	5	2	3	1	0	2	0	1	-16
0	Mylene Thomas	0:45	0-0	0-0	0-0	0	0	0	0	0	0	0	0	0	-2
34	Ben Hendrix	00:01	0-0	0-0	0-0	0	0	0	0	0	0	0	0	0	-2
Team			2	1	3	0	0	0	0	0	0	0	0	0	0
Totals		30:65	9-23	6-15	12	25	37	19	13	75	9	10	10	3	-4

Shooting By Period

1st FG%	9-34	23.5%
3PT%	1-9	11.1%
FT%	1-2	50%
2nd FG%	22-31	71.0%
3PT%	9-14	64.3%
FT%	5-13	38.5%
GM FG%	30-65	46.2%
3PT%	9-23	39.1%
FT%	6-15	40.0%

Dead Ball Rebounds: 4, 0

Technical Fouls: NONE

Evansville - 79

Record: 1-0

NO.	Name	Min	FG	3P	FT	Rebounds	Fouls	TP	AS	TO	ST	Blocks	BS	BA	+/-
13	DeAndre Williams	27:36	11-14	3-4	1-2	7	9	5	2	26	3	2	2	1	0
35	John Hall	22:34	0-2	0-2	0-0	0	3	0	0	1	0	0	0	0	17
3	Jawuan Newton	9:19	0-4	0-2	0-0	2	2	0	0	0	2	0	0	0	-1
30	Noah Frederking	20:11	2-7	2-4	2-2	0	0	1	6	1	3	0	0	0	-4
33	K.J. Riley	29:41	5-8	0-0	4-5	5	5	1	6	14	3	2	1	0	-1
2	Artur Labonowicz	20:56	1-6	0-1	0-0	2	2	1	1	2	0	2	1	2	-2
5	Shamar Givance	17:26	2-4	1-1	0-0	0	2	2	1	5	2	1	1	0	10
10	Evan Kuhlman	14:25	1-2	0-1	3-3	1	4	5	4	2	5	0	0	0	-7
20	Sam Cunniff	25:19	6-13	3-4	2-2	0	0	1	17	3	4	0	0	0	0
1	Marcus Henderson	02:44	1-1	0-0	0-0	1	0	1	0	0	0	0	0	0	3
Team			1	3	4	0	1	0	1	0	1	0	0	0	1
Totals		29:61	9-19	12-14	7	28	35	13	19	79	13	17	7	3	4

Shooting By Period

1st FG%	15-33	45.5%
3PT%	5-11	45.5%
FT%	3-4	75%
2nd FG%	15-26	57.7%
3PT%	4-8	50.0%
FT%	9-10	90%
GM FG%	29-61	47.5%
3PT%	9-19	47.4%
FT%	12-14	85.7%

Dead Ball Rebounds: 2, 0

Technical Fouls: NONE

BSU

EVAN

Points from Turnovers

BSU	EVAN
1 (1st 14:42)	25 (2nd 18:44)
Best Scoring Run	11 (2nd 4:13) 13 (1st 1:35)
Lead Changes	2
Times Tied	1
Time with Lead	00:07 38:05

2 UE at Kentucky - Nov. 12, 2019 Rupp Arena | Lexington, Ky.



Official Basketball Box Score - Final
Evansville at Kentucky
11/13/19 Rupp Arena, Lexington, Ky.
2019-20 Men's Basketball

Game Time: 12:00 AM
Game Duration: 2:05
Attendance: 19,101

Officials: Doug Shotts, Owen Short, Vladimir Voyard-Tadai

Evansville - 67

Record: 2-0

NO.	Name	Min	FG	3P	FT	Rebounds	Fouls	TP	AS	TO	ST	Blocks	BS	BA	+/-
13	DeAndre Williams	25:18	4-9	0-4	1-1	1	3	4	3	3	9	3	1	2	0
35	John Hall	21:45	1-5	1-4	0-0	0	1	2	4	0	3	0	1	0	0
3	Jawuan Newton	15:36	1-2	1-1	0-0	0	1	1	0	1	3	0	0	0	2
30	Noah Frederking	27:34	3-9	2-7	0-0	1	3	4	1	1	8	1	0	0	0
33	K.J. Riley	28:20	4-8	2-2	8-8	1	3	4	4	7	18	1	0	0	1
5	Shamar Givance	26:01	1-2	1-1	0-0	1	5	6	2	1	3	3	0	0	0
10	Evan Kuhlman	07:43	0-3	0-0	0-0	1	1	2	1	0	1	0	0	0	1
2	Artur Labonowicz	18:28	3-9	0-4	0-0	1	2	3	0	1	6	2	0	0	-1
20	Sam Cunniff	28:49	6-13	2-7	3-4	2	4	6	3	3	17	0	0	0	8
1	Marcus Henderson	00:13	0-0	0-0	0-0	0	0	0	0	0	0	0	0	0	-1
4	Devan Straub	00:13	0-0	0-0	0-0	0	0	0	0	0	0	0	0	0	-2
Team			2	4	6	0	0	0	0	0	0	0	0	0	3
Totals		23:60	9-30	12-13	11	27	38	18	18	67	10	14	2	0	3

Shooting By Period

1st FG%	12-31	38.7%
3PT%	4-16	25.0%
FT%	6-7	85.7%
2nd FG%	11-29	37.9%
3PT%	5-14	35.7%
FT%	6-6	100%
GM FG%	23-60	38.3%
3PT%	9-30	30.0%
FT%	12-13	92.3%

Dead Ball Rebounds: 0, 0

Technical Fouls: NONE

Kentucky - 64

Record: 2-1

NO.	Name	Min	FG	3P	FT	Rebounds	Fouls	TP	AS	TO	ST	Blocks	BS	BA	+/-
1	Nate Sestina	29:17	2-4	0-1	5-5	1	4	5	3	0	0	2	0	1	0
2	Kahl Whitney	23:03	1-3	3-6	1-2	3	6	2	3	6	0	1	2	0	0
4	Nick Richards	22:21	2-6	0-0	2-2	4	6	2	3	6	1	1	0	0	8
0	Ashton Hagans	24:14	1-8	0-3	1-2	0	2	2	4	1	3	3	4	2	0
5	Immanuel Quickley	34:39	5-12	1-4	5-5	2	7	9	2	3	16	1	3	0	0
3	Tyrese Maxey	33:51	5-12	1-4	4-5	0	3	4	4	15	0	2	2	1	0
12	Keion Brooks Jr.	20:28	3-8	0-1	0-0	2	2	4	1	0	6	1	0	0	0
10	Johnny Juzang	12:27	1-1	1-1	0-0	2	2	0	0	3	0	0	0	0	0
Team			0	1	1	0	1	0	0	0	0	0	0	0	0
Totals		20:54	4-17	2-5	8	27	35	18	15	64	6	13	6	2	3

Shooting By Period

1st FG%	9-26	34.6%
3PT%	2-7	28.6%
FT%	10-12	83.3%
2nd FG%	11-28	39.3%
3PT%	2-10	20.0%
FT%	10-13	76.9%
GM FG%	20-54	37.0%
3PT%	4-17	23.5%
FT%	20-25	80.0%

Dead Ball Rebounds: 4, 0

Technical Fouls: NONE

UEV

UKY

Points from Turnovers

UEV	UKY
8 (1st 8:13)	3 (1st 19:07)
Best Scoring Run	9 (1st 8:13) 7 (2nd 11:17)
Lead Changes	5
Times Tied	1
Time with Lead	29:34 05:44

3 UE vs. IU Kokomo - Nov. 14, 2019 Ford Center | Evansville, Ind.



Official Basketball Box Score - Final
IU Kokomo at Evansville
11/14/19 Ford Center, Evansville
2019-20 Men's Basketball

Game Time: 6:00 PM
Game Duration: 1:41
Attendance: 5,267

Officials: Ray Nelt, Craig Murky, Boyd Oquendo

IU Kokomo - 71

Record: 0-1

NO.	Name	Min	FG	3P	FT	Rebounds	Fouls	TP	AS	TO	ST	Blocks	BS	BA	+/-
1	Billie Webster	27:15	4-8	1-3	0-2	2	3	5	2	1	9	3	1	1	1
2	Desean Hampton	24:10	3-5	0-0	0-0	1	4	3	0	6	0	0	0	0	-20
3	Trequan Sovey	34:58	8-17	1-2	1-1	2	4	6	0	1	18	3	0	0	0
15	Darlan Porch	21:20	0-2	0-0	0-0	1	2	3	0	0	1	0	1	0	0
25	Akil McClain	27:07	4-19	3-7	3-5	2	3	5	2	14	3	0	1	0	-12
10	Alante Harper	17:30	3-8	1-4	4-5	1	1	2	2	11	3	1	0	1	-7
40	Antonye Jackson	08:34	1-1	0-0	0-0	2	0	2	5	2	0	1	0	0	-2



2019-20 Evansville Men's Basketball

5 UE vs. East Carolina - Nov. 22, 2019 Baha Mar | Nassau, Bahamas



Official Basketball Box Score -- Game Totals -- Final Statistics
East Carolina Pirates vs Evansville
11/22/19 8:00 PM at Baha Mar

#	Player	Total			3-Ptr			Rebounds			PF	TP	A	TO	Blk	Stl	Min
		FG	FGA	FT	FTA	FG	FGA	FT	FTA	Off							
01	Gardner, Jayden	11	17	0	6	11	2	8	10	3	28	2	3	0	1	31	
02	Newton, Tristan	4	10	1	3	9	0	4	4	4	18	5	1	0	0	38	
04	Suggs, Brandon	4	5	1	1	1	0	2	2	4	10	1	1	0	2	20	
10	Jackson, Tyrie	1	2	1	1	0	2	5	7	4	3	2	2	0	2	18	
20	Baruit, Bitumba	1	3	0	1	0	0	2	2	4	2	0	1	0	0	11	
03	LeDay, Seth	4	10	0	1	4	2	6	8	2	12	3	1	1	0	27	
05	Curtis, Logan	0	0	0	0	0	0	0	0	0	2	1	0	0	0	3	
11	Miles, J.J.	2	6	0	4	0	1	2	3	4	0	4	0	0	0	27	
32	Coleman Charles	1	1	0	1	2	0	1	2	0	3	0	1	0	0	9	
33	James, Miles	2	2	1	1	0	0	3	3	2	5	0	2	0	0	16	
Team		30	56	4	12	21	28	8	34	42	28	85	14	16	1	200	
Totals		30-56	4-12	21-28	8	34	42	28	85	14	16	1	5	200			
FG % 1st Half: 13-29 44.8%		2nd half: 17-27 63.0%		Game: 30-56 53.6%		Deadball Rebounds: 3.1											
3FG % 1st Half: 3-8 37.5%		2nd half: 1-4 25.0%		Game: 4-12 33.3%													
FT % 1st Half: 1-5 20.0%		2nd half: 20-23 87.0%		Game: 21-28 75.0%													

Evansville 68 • 3-2

#	Player	Total			3-Ptr			Rebounds			PF	TP	A	TO	Blk	Stl	Min
		FG	FGA	FT	FTA	FG	FGA	FT	FTA	Off							
03	Newton, Jawaun	0	3	0	1	4	0	2	3	4	0	3	0	0	0	19	
13	Williams, DeAndre	0	1	0	1	2	0	1	1	5	2	3	2	0	0	15	
30	Frederking, Noah	5	10	5	9	2	3	3	1	17	0	2	0	0	0	30	
33	Riley, KJ	3	3	0	2	5	1	1	2	5	8	4	3	0	1	26	
35	Hall, John	0	4	0	2	0	0	1	1	3	0	1	1	0	0	11	
01	Henderson, Marcus	1	2	1	2	0	0	2	2	0	3	0	0	0	0	17	
02	Labinowicz, Artur	3	9	1	5	10	0	2	3	12	2	2	0	0	0	25	
04	Straub, Devan	0	0	0	0	0	0	0	0	0	0	0	0	0	0	3	
05	Givance, Shamar	1	3	1	2	4	0	5	5	5	3	1	0	2	2	24	
20	Cunliffe, Sam	6	15	5	11	0	2	3	1	17	1	0	0	0	0	28	
Team		19	50	13	33	17	28	3	20	23	26	68	14	14	0	200	
Totals		19-50	13-33	17-28	3	20	23	26	68	14	14	0	4	200			
FG % 1st Half: 7-25 28.0%		2nd half: 12-25 48.0%		Game: 19-50 38.0%		Deadball Rebounds: 4.2											
3FG % 1st Half: 5-20 25.0%		2nd half: 8-13 61.5%		Game: 13-33 39.4%													
FT % 1st Half: 7-12 58.3%		2nd half: 10-16 62.5%		Game: 17-28 60.7%													

Officials: Kevin Mathis, John St. Clair, Mick Feldbinder
Technical fouls: East Carolina Pirates-None. Evansville-Labinowicz, Artur.
Attendance: 300

Score by periods	1st	2nd	Total
East Carolina Pirates	30	55	85
Evansville	26	42	68

6 UE vs. George Washington - Nov. 22, 2019 Baha Mar | Nassau, Bahamas



Official Basketball Box Score -- Game Totals -- Final Statistics
Evansville vs George Washington
11/23/19 2:00 pm at Baha Mar

Evansville 70 • 3-3

#	Player	Total			3-Ptr			Rebounds			PF	TP	A	TO	Blk	Stl	Min
		FG	FGA	FT	FTA	FG	FGA	FT	FTA	Off							
02	Labinowicz, Artur	5	15	2	3	7	1	7	8	0	19	1	0	0	1	28	
03	Newton, Jawaun	3	5	0	2	1	2	3	4	7	0	0	0	0	1	30	
30	Frederking, Noah	1	7	0	6	0	2	1	3	1	2	1	0	0	0	33	
33	Riley, KJ	7	11	0	0	14	0	2	2	4	28	1	1	0	1	26	
35	Hall, John	4	7	0	1	0	0	2	2	2	8	2	2	0	0	29	
01	Henderson, Marcus	0	1	0	1	0	0	2	2	1	0	0	1	0	0	16	
05	Givance, Shamar	0	3	0	1	2	0	4	4	4	2	0	1	0	0	16	
11	Gilgous-Alexander, T	0	0	0	0	0	0	0	0	0	0	0	0	0	0	1	
13	Williams, DeAndre	1	2	0	0	0	0	1	1	4	2	0	3	1	0	11	
20	Cunliffe, Sam	1	4	0	0	0	0	0	0	2	2	1	0	0	0	10	
Team		22	55	2	14	24	30	22	70	7	9	1	3	200			
Totals		22-55	2-14	24-30	4	24	32	22	70	7	9	1	3	200			
FG % 1st Half: 11-32 34.4%		2nd half: 11-23 47.8%		Game: 22-55 40.0%		Deadball Rebounds: 4											
3FG % 1st Half: 1-9 11.1%		2nd half: 1-5 20.0%		Game: 2-14 14.3%													
FT % 1st Half: 7-8 87.5%		2nd half: 17-22 77.3%		Game: 24-30 80.0%													

George Washington 78 • 2-4

#	Player	Total			3-Ptr			Rebounds			PF	TP	A	TO	Blk	Stl	Min
		FG	FGA	FT	FTA	FG	FGA	FT	FTA	Off							
01	Walker Jr., Shawn	3	4	0	0	0	0	1	1	4	6	2	1	0	0	15	
10	Battle, Jamison	3	6	2	2	2	0	6	6	2	11	1	0	0	0	38	
12	Nelson Jr., Jameer	2	5	0	1	0	0	1	1	5	4	1	3	0	0	11	
14	Jack, Maceo	6	10	5	5	5	0	4	4	1	22	0	1	1	1	40	
32	Langarica, Javier	0	0	0	2	4	0	3	3	4	2	0	0	1	0	13	
02	Potter, Arnel	8	17	2	2	7	11	0	3	5	25	4	4	0	0	33	
04	Williams, Justin	0	1	0	1	0	0	0	2	2	1	0	0	0	0	21	
15	Offurum, Mezie	2	4	0	1	2	2	4	6	2	6	0	0	1	1	11	
20	Stallings, Ace	1	2	0	0	1	1	1	2	0	2	0	0	0	0	18	
Team		1	2	3												1	
Totals		25	49	10	20	18	25	4	27	31	24	78	8	10	4	2	200
FG % 1st Half: 15-28 53.6%		2nd half: 10-21 47.6%		Game: 25-49 51.0%		Deadball Rebounds: 3											
3FG % 1st Half: 6-12 50.0%		2nd half: 4-8 50.0%		Game: 10-20 50.0%													
FT % 1st Half: 9-12 75.0%		2nd half: 9-13 69.2%		Game: 18-25 72.0%													

Officials: Tim Gattis, Clyde Owens, Isaiah Conrad
Technical fouls: Evansville-None. George Washington-None.
Attendance: 300

Score by periods	1st	2nd	Total
Evansville	30	40	70
George Washington	45	33	78

7 UE vs. Morgan State - Nov. 24, 2019 Baha Mar | Nassau, Bahamas



Official Basketball Box Score -- Game Totals -- Final Statistics
Evansville vs Morgan State Bears
11/24/19 11:00 am at Baha Mar

Evansville 115 • 3-3

#	Player	Total			3-Ptr			Rebounds			PF	TP	A	TO	Blk	Stl	Min
		FG	FGA	FT	FTA	FG	FGA	FT	FTA	Off							
02	Labinowicz, Artur	6	9	3	6	6	5	17	2	1	2	0	0	0	0	26	
03	Newton, Jawaun	2	2	1	1	3	4	5	4	8	2	2	0	0	0	23	
30	Frederking, Noah	1	5	0	0	2	3	1	2	1	0	0	0	0	0	32	
33	Riley, KJ	12	19	2	4	10	14	3	4	5	36	3	3	1	0	46	
35	Hall, John	1	3	0	6	8	0	3	3	1	8	1	2	0	0	39	
01	Henderson, Marcus	0	0	0	0	0	0	0	0	0	0	0	0	0	0	3	
05	Givance, Shamar	4	7	2	2	5	0	0	0	3	15	2	2	0	2	23	
13	Williams, DeAndre	5	7	0	1	4	6	6	6	5	14	3	4	0	0	16	
20	Cunliffe, Sam	4	10	2	5	6	0	6	6	1	15	0	2	2	0	34	
23	Gilgous-Alexander, T	0	0	0	0	0	0	0	0	0	0	0	0	0	0	0+	
Team		1	2													2	
Totals		35	62	10	23	35	47	4	31	35	25	115	10	16	5	242	
FG % 1st Half: 11-20 55.0%		2nd half: 16-26 61.5%		OT: 8-16 50.0%		Game: 35-62 56.5%		Deadball Rebounds: 6.2									
3FG % 1st Half: 3-7 42.9%		2nd half: 5-12 41.7%		OT: 2-4 50.0%		Game: 10-23 43.5%											
FT % 1st Half: 13-14 92.9%		2nd half: 10-17 58.8%		OT: 12-16 75.0%		Game: 35-47 74.5%											



2019-20 Evansville Men's Basketball

9

UE vs. Western Illinois - Dec. 4, 2019 Ford Center | Evansville, Ind.



Official Basketball Box Score - Final
Western Ill. at Evansville
12/04/19 Ford Center, Evansville
2019-20 Men's Basketball

Game Time: 6:00 PM
Game Duration: 1:49
Attendance: 4,509

Officials: Gary Maxwell, Bret Smith, Ervin Wilson

Record: 2-6

NO.	Name	Min	FG			FT			Rebounds		Fouls		TP	AS	TO	ST	Blocks			+/-
			M/A	M/A	M/A	OR	DR	TOT	PF	FD	BS	BA					BB			
15	Ben Pyle	F 34:23	6-13	2-5	4-4	1	8	9	4	4	18	1	1	2	0	0	0	0	0	-11
24	James Clear	F 22:36	5-7	0-0	0-0	2	3	5	4	0	10	0	1	0	0	0	0	0	0	-16
1	Zion Young	G 25:41	4-8	1-1	0-0	1	3	4	3	0	9	1	4	1	1	0	0	0	-2	
10	Kobe Webster	G 14:40	8-13	1-2	2-4	0	4	4	1	2	19	0	4	0	0	1	0	0	-3	
40	C.J. Duff	G 33:58	5-12	1-2	3-3	1	2	3	4	2	14	2	1	1	0	0	0	0	-3	
14	Anthony Jones	24:49	3-4	0-1	2-3	0	4	4	3	4	8	2	2	0	0	0	0	0	3	
22	DreShawn Allen	17:05	2-5	0-1	0-0	0	2	2	0	2	4	0	2	2	0	0	0	0	16	
32	Roderick Smith	05:14	1-2	0-0	0-0	1	0	1	2	2	0	1	1	0	0	0	0	0	7	
42	Kyle Arrington	01:29	1-1	0-0	0-0	0	1	1	0	0	2	0	1	0	0	0	0	0	-4	
Team						0			1		1		0			0				
Totals			35-63	5-12	11-14	6	28	34	22	15	86	6	17	7	1	1	1	4		

Technical Fouls: Coach 1st 13:20

NO.	Name	Min	FG			FT			Rebounds		Fouls		TP	AS	TO	ST	Blocks			+/-
			M/A	M/A	M/A	OR	DR	TOT	PF	FD	BS	BA					BB			
13	DeAndre Williams	F 22:14	6-8	2-2	7-7	1	8	9	5	7	21	4	1	1	1	0	0	0	11	
2	Artur Labiniowicz	G 25:52	3-8	1-3	2-4	0	0	0	3	5	9	1	4	0	0	0	0	0	4	
20	Sam Cuntilla	G 29:25	6-11	2-5	1-2	0	6	6	3	2	15	2	4	0	0	0	0	0	1	
30	Noah Frederking	G 21:04	3-6	3-6	0-0	0	1	1	0	9	3	2	0	0	0	0	0	0	8	
33	K.J. Riley	G 25:49	3-7	1-2	3-3	0	2	2	0	2	10	5	3	1	0	0	0	0	6	
1	Marcus Henderson	19:16	2-4	2-3	0-0	0	2	2	1	0	6	4	1	1	0	0	0	0	-3	
3	Jawaun Newton	12:01	2-4	1-2	0-0	1	0	1	0	0	5	0	1	0	0	0	0	-1		
5	Shemar Glance	17:33	1-3	1-1	2-2	0	2	2	0	1	5	3	0	2	0	0	0	3		
10	Evan Kuhlman	12:23	1-4	0-2	0-2	0	0	0	2	3	2	2	0	0	0	0	0	-12		
35	John Hall	14:23	3-5	2-2	0-1	1	1	2	0	1	8	1	1	0	0	0	0	-2		
Team			1			2			0		1		0			1				
Totals			30-60	15-28	15-21	4	23	27	15	21	90	25	17	6	1	1	4			

Technical Fouls: NONE

	WU	EVAN	Points from		Period by Period Scoring			
			Turnovers	Paint	1st	2nd	TOT	
Biggest lead	7 (1 st 7:41)	7 (2 nd 13:31)	18	28				
Best Scoring Run	7 (1 st 7:41)	7 (2 nd 16:59)	54	24				
Lead Changes	12				WU	43	43	86
Times Tied	7				EVAN	39	51	90
Time with Lead	12:46	23:02						

10

UE vs. Miami Ohio - Dec. 7, 2019 Ford Center | Evansville, Ind.



Official Basketball Box Score - Final
Miami (OH) at Evansville
12/07/19 Ford Center, Evansville
2019-20 Men's Basketball

Game Time: 1:00 PM
Game Duration: 1:56
Attendance: 5,264

Officials: Robert Simmons, James Durham, Bsten McAndy

Record: 4-6

NO.	Name	Min	FG			FT			Rebounds		Fouls		TP	AS	TO	ST	Blocks			+/-
			M/A	M/A	M/A	OR	DR	TOT	PF	FD	BS	BA					BB			
13	Dalonte Brown	F 12:14	3-5	1-2	0-0	0	1	1	4	0	7	1	1	0	0	0	0	0	-1	
14	Barn Bowman	C 18:10	4-6	0-0	0-0	1	0	1	2	2	8	1	0	0	0	0	0	0	-1	
1	Niko Sibande	G 33:42	9-20	1-2	9-10	2	5	7	1	7	28	3	11	1	1	2	-13			
2	Mikki Lairy	G 24:48	4-7	1-1	2-2	1	2	3	4	2	11	2	0	0	0	0	0	-8		
15	Milos Jovic	G 16:27	0-0	0-0	2-2	0	2	2	1	2	0	2	0	0	0	0	0	-3		
35	Josh Brewer	17:46	3-4	2-3	0-0	0	0	0	3	0	8	0	2	1	0	0	0	-8		
4	Isiah Coleman-Lands	13:29	0-4	0-3	0-0	0	0	0	1	0	1	0	0	0	0	0	0	-4		
11	Mija White	10:16	0-1	0-1	0-0	0	0	0	0	1	0	3	0	0	0	0	0	-2		
22	Elijah McNamara	21:46	5-6	0-0	0-0	0	2	2	1	0	10	0	0	0	0	0	0	-13		
3	Dae Dae Grant	25:57	5-10	2-7	1-1	0	2	2	2	3	13	1	1	0	0	0	0	-9		
5	Precious Ayah	05:25	0-0	0-0	0-0	0	0	0	0	0	0	0	0	0	0	0	0	-8		
Team			1			2			0		0		0			0				
Totals			33-63	7-19	14-15	5	15	20	20	16	87	12	7	2	1	4	-14			

Technical Fouls: Coach 2nd 15:45

Record: 7-2

NO.	Name	Min	FG			FT			Rebounds		Fouls		TP	AS	TO	ST	Blocks			+/-
			M/A	M/A	M/A	OR	DR	TOT	PF	FD	BS	BA					BB			
13	DeAndre Williams	F 34:14	17-18	2-3	1-2	4	6	10	3	5	37	3	1	1	3	0	0	13		
2	Artur Labiniowicz	G 24:44	9-5	2-4	2-2	0	4	4	4	1	10	4	2	0	0	0	0	2		
20	Sam Cuntilla	G 35:22	6-13	3-7	6-8	0	4	4	1	4	21	3	0	0	0	0	0	16		
30	Noah Frederking	G 14:16	0-1	0-1	0-0	0	1	1	1	0	0	0	0	0	0	0	0	4		
33	K.J. Riley	G 24:32	1-4	0-0	6-8	1	4	5	3	3	8	3	4	0	0	0	0	17		
5	Shemar Glance	27:00	1-1	0-0	6-8	1	3	4	4	4	8	5	1	1	0	0	0	4		
10	Evan Kuhlman	12:06	0-2	0-1	0-0	0	1	0	1	0	0	2	1	0	0	0	0	-6		
35	John Hall	20:45	5-7	4-6	0-0	1	2	3	0	0	14	2	1	0	0	0	0	14		
1	Marcus Henderson	04:19	1-2	1-2	0-0	0	0	0	0	1	3	0	0	0	0	0	0	5		
3	Jawaun Newton	02:42	0-0	0-0	0-2	0	0	0	0	1	0	0	0	0	0	0	0	1		
Team			2			4			0		3		0			3				
Totals			34-53	12-24	21-30	10	26	36	16	19	101	22	14	2	4	1	14			

Technical Fouls: NONE

	MUOH	UE	Points from		Period by Period Scoring			
			Turnovers	Paint	1st	2nd	TOT	
Biggest lead	4 (1 st 10:14)	14 (2 nd 5:08)	8	9				
Best Scoring Run	7 (2 nd 19:52)	9 (1 st 8:27)	40	40				
Lead Changes	13				MUOH	47	40	87
Times Tied	9				UE	45	56	101
Time with Lead	07:55	27:09						

11

UE at Green Bay - Dec. 14, 2019 Resch Center | Green Bay, Wisc.



12

UE at Jacksonville St. - Dec. 16, 2019 Pete Mathews Coliseum | Jacksonville, Ala.





2019-20 Evansville Men's Basketball

University Of Evansville Evansville Combined Team Statistics (as of Dec 07, 2019) All games

RECORD:	OVERALL	HOME	AWAY	NEUTRAL
ALL GAMES	7-3	4-1	2-0	1-2
CONFERENCE	0-0	0-0	0-0	0-0
NON-CONFERENCE	7-3	4-1	2-0	1-2

#	Player	gp-gs	min	avg	Total		3-Point		F-Throw		Rebounds					a	to	blk	stl	pts	avg	
					fg-fga	fg%	3fg-fga	3fg%	ft-fga	ft%	off	def	tot	avg	pf							dq
13	Williams, DeAndre	10-7	251	25.1	66-94	.702	9-19	.474	26-34	.765	18	58	76	7.6	35	4	27	17	10	9	167	16.7
33	Riley, KJ	10-10	286	28.6	41-76	.539	5-11	.455	57-70	.814	4	30	34	3.4	26	2	26	23	2	6	144	14.4
20	Cunliffe, Sam	10-2	241	24.1	42-99	.424	18-47	.383	17-22	.773	5	28	33	3.3	17	1	15	20	2	4	119	11.9
02	Labinowicz, Artur	10-5	236	23.6	35-85	.412	12-34	.353	35-47	.745	6	28	34	3.4	19	1	16	18	4	2	117	11.7
30	Frederking, Noah	10-10	251	25.1	24-70	.343	17-52	.327	5-7	.714	6	18	24	2.4	9	0	9	11	2	1	70	7.0
35	Hall, John	10-8	236	23.6	23-50	.460	13-29	.448	9-14	.643	4	27	31	3.1	18	0	8	9	1	1	68	6.8
05	Givance, Shamar	10-0	201	20.1	12-35	.343	7-16	.438	17-23	.739	3	25	28	2.8	25	1	22	6	0	8	48	4.8
03	Newton, Jawaun	10-8	198	19.8	12-35	.343	3-14	.214	10-15	.667	6	18	24	2.4	16	0	4	9	2	2	37	3.7
10	Kuhlman, Evan	5-0	61	12.2	4-15	.267	0-6	.000	5-7	.714	3	6	9	1.8	8	0	5	3	1	3	13	2.6
01	Henderson, Marcus	9-0	73	8.1	8-17	.471	7-14	.500	0-0	.000	3	6	9	1.0	3	0	4	3	0	1	23	2.6
11	Gilgeous-Alexander,T	2-0	1	0.5	0-0	.000	0-0	.000	0-0	.000	0	0	0	0.0	0	0	1	0	0	0	0	0.0
04	Straub, Devan	3-0	6	2.0	0-0	.000	0-0	.000	0-0	.000	0	0	0	0.0	0	0	1	0	0	0	0	0.0
00	Bobe, Gage	1-0	1	1.0	0-0	.000	0-0	.000	0-0	.000	0	0	0	0.0	0	0	0	0	0	0	0	0.0
Team											15	23	38				11					
Total.....		10	2042		267-576	.464	91-242	.376	181-239	.757	73	267	340	34.0	176	9	138	130	24	37	806	80.6
Opponents.....		10	2053		284-621	.457	65-181	.359	149-205	.727	98	268	366	36.6	224	7	99	120	20	47	782	78.2

TEAM STATISTICS	UE	OPP	Date	Opponent	Score	Att.
SCORING	806	782	11/09/19	BALL STATE	w 79-75	5372
Points per game	80.6	78.2	11/12/19	at Kentucky	w 67-64	19101
Scoring margin	+2.4	-	11/14/19	IU KOKOMO	w 89-71	5267
FIELD GOALS-ATT	267-576	284-621	11/18/19	SMU	L 57-59	5639
Field goal pct	.464	.457	11/22/19	vs East Carolina Pirates	L 68-85	300
3 POINT FG-ATT	91-242	65-181	11/23/19	vs George Washington	L 70-78	300
3-point FG pct	.376	.359	11/24/19	vs Morgan State Bears	w ^{o3} 115-112	300
3-pt FG made per game	9.1	6.5	11/30/19	at IUPUI	w 70-64	1659
FREE THROWS-ATT	181-239	149-205	12/04/19	WESTERN ILLINOIS	w 90-86	4509
Free throw pct	.757	.727	12/07/19	MIAMI OHIO	w 101-87	5264
F-Throws made per game	18.1	14.9				
REBOUNDS	340	366				
Rebounds per game	34.0	36.6				
Rebounding margin	-2.6	-				
ASSISTS	138	99				
Assists per game	13.8	9.9				
TURNOVERS	130	120				
Turnovers per game	13.0	12.0				
Turnover margin	-1.0	-				
Assist/turnover ratio	1.1	0.8				
STEALS	37	47				
Steals per game	3.7	4.7				
BLOCKS	24	20				
Blocks per game	2.4	2.0				
ATTENDANCE	26051	21660				
Home games-Avg/Game	5-5210	2-10380				
Neutral site-Avg/Game	-	3-300				

* - Conference game

Score by Periods	1st	2nd	OT	OT2	OT3	Totals
Evansville	352	424	13	9	8	806
Opponents	351	403	13	9	5	781