

Row
FORWARD

Row
TOGETHER

Row
WITH US.



MINNESOTA FOOTBALL

2022 MEDIA GUIDE



MINNESOTA FOOTBALL

2022 FOOTBALL | MEDIA & RECORDS BOOK

QUICK FACTS

Quick Facts	2
Future Schedules	3
Rosters	4-5
Squad Breakdown	6
Meet the Gophers	7-12

COACHING STAFF

Head Coach P.J. Fleck	13-14
Assistant Coaches	15
Support Staff	16-17

2021 SEASON REVIEW

2021 Statistics	20-25
2021 Highs & Lows	26
2021 Longest Plays	27
The Last Time	28-31
2021 Game Recaps	32-38

RECORDS

Rushing Records	39-45
Passing Records	46-51
Receiving Records	52-57
Total Offense Records	58-59
All-Purpose Records	60-62
Defensive Records	63-66
Interception Records	67-68

Punt Return Records	69-70
Kickoff Return Records	71-72
Punting Records	73-74
Scoring Records	75-78
Longest Plays	78-79
Miscellaneous Records	79
Team Records	80-84
Attendance Records	85-86
Stadium History	87-88
Huntington Bank Stadium Records	89-93
Season-By-Season Statistics	94-96
Year-By-Year Results	97-99
All-Time Opponents	100-107

HISTORY

1904 National Champions	109
1934 National Champions	110
1935 National Champions	111
1936 National Champions	112
1940 National Champions	113
1941 National Champions	114
1960 National Champions	115
Little Brown Jug	116
Floyd of Rosedale	117
Paul Bunyan's Axe	118
Governor's Victory Bell	119
Retired Numbers	120

All-Time Letterwinners	121-128
All-Time Captains	129
All-Time Numbers	130-139
Pro Football Hall of Fame	140
College Football Hall of Fame	141
All-Americans	142-143
Academic Awards	144
Team Awards	144-145
Big Ten Awards	146-150
National Award Winners	151
NFL Draft History	152-153
NFL Roster By Team / Senior Bowl	154-156
NFL Roster By Player / Super Bowl	157-162
Bowl Game Summaries	163-170
Bowl Game Records	171-178
All-Time Coaching Staffs	179-183
All-Time Assistant Coaches	184-186
Homecoming Results	187
All-Time Coaching Records	188
All-Time Results	188-204

MEDIA

Gopher Radio Network	205
Media Information	206

COACHING STAFF

Coach	Position	Alma Mater, Year
P.J. Fleck	Head Coach	Northern Illinois, 2004
Joe Rossi	Defensive Coordinator / Linebackers	Allegheny College, 2001
Kirk Ciarrocca	Offensive Coordinator / Quarterbacks	Temple, 1990
Kenni Burns	Assistant Head Coach / Running Backs	Indiana, 2006
Matt Simon	Co-Offensive Coordinator / Wide Receivers	Northern Illinois, 2008
Paul Haynes	Co-Defensive Coordinator / Cornerbacks	Kent State, 1992
Brian Callahan	Run Game Coordinator / Offensive Line	Eastern Illinois, 1992
Danny Collins	Safeties	Western Michigan, 2014
Brick Haley	Defensive Line	Alabama A&M, 1989
Greg Harbaugh	Tight Ends	Averett University, 2009
Rob Wenger	Special Teams Coordinator / Rush Ends	Colgate University, 2008
Dan Nichol	Head Strength & Conditioning	Springfield College, 2007
Willie Jones	Assistant Strength & Conditioning	South Dakota State, 2007
Jacob Niedermann	Assistant Strength & Conditioning	Central College, 2013
Ben Schumacher	Assistant Director of Athletic Performance	Concordia-St. Paul, 2011

SUPPORT STAFF

Name	Position	Alma Mater, Year
Gerrit Chernoff	Assistant AD / General Manager	Michigan, 2008
Daniel Ifft	Director of Operations	Ball State, 2011
Norries Wilson	Director of Player Development	Minnesota, 1989
Marcus Hendrickson	Director of Player Personnel	Luther College, 2008
John Schaeckel	Director of Recruiting / Minnesota HS Liaison	Valparaiso, 2006
Andrew Bindelglass	Defensive Quality Control	Tufts, 2017
Brian Sheehan	Offensive Quality Control	Marietta College, 2003
Ryan Smith	Special Teams Quality Control	East Carolina, 2017
Thomas Barber	Defensive Graduate Assistant	Minnesota, 2019
Christian Pawola	Defensive Graduate Assistant	Minnesota, 2020
Angel Matute	Offensive Graduate Assistant	Missouri, 2021
Nick Faus	Offensive Graduate Assistant	St. Joseph's (Indiana), 2017
Mike Sypniak	Head Athletic Trainer	Slippery Rock, 2003
Brady Gagnon	Head Equipment Manager	Minnesota State, 2015
Matt Childers	Director of Video Services	Idaho, 2009

FOOTBALL QUICK FACTS

Location	Minneapolis, Minn.
Enrollment	52,376
Founded	1851
Colors	Maroon (PMS 7421), Gold (PMS 136)
Conference	Big Ten / West Division
Mascot	Goldy Gopher
University President	Joan T.A. Gabel (Haverford College, 1988)
Athletics Director	Mark Coyle (Drake, 1991)
Faculty Athletics Representatives	Dr. Frances Homans (Pomona College, 1984) Dr. Donald Dengel (UW-LaCrosse, 1984)
Stadium (year opened)	Huntington Bank Stadium (2009)
Capacity	50,805
Surface	Field Turf
Head Coach	P.J. Fleck, Northern Illinois, 2004
Career Record	65-45 (9 years)
Record at Minnesota	35-23 (6th year)
Football Office Phone	612-624-6004
Football Email	football@umn.edu
2021 Record	9-4 (6-3 Big Ten)
Primary Offense/Defense	Multiple / 4-3
Starters Returning/Lost	14/12 Offense: 5/6 • Defense: 5/6 • Specialists: 4/0
First Year of Competition	1882
National Titles	7
Big Ten Titles	18
Bowl Games	22 (10-12 record)
All-Time Record	718-532-44
All-Time Big Ten Record	365-404-28

CREDITS

Editors: Paul Rovnak, Karl Anderson, Sadie Keller

Design and Layout: Niko Alexander, Jeff Keiser

Photography: Brad Rempel, Eric Miller, Kelly Hagenson, Christopher Mitchell, Jim Rosvold, Brace Hemmelgarn, Craig Lassig.

Printing: University of Minnesota Printing Services
Special thanks to the staff at University of Minnesota Printing Services

© 2022 University of Minnesota Intercollegiate Athletics. The information contained in this publication was compiled by the University of Minnesota Intercollegiate Athletics Communications office and is provided as a courtesy to our fans and the media and may be used for personal or editorial purposes only. Any commercial use of this information is prohibited without the consent of University of Minnesota Intercollegiate Athletics.

ATHLETIC COMMUNICATIONS CONTACT INFORMATION

Paul Rovnak
Mobile Phone: 651-592-5741
Email: psrovnak@umn.edu

Karl Anderson
Mobile Phone: 612-910-2564
Email: kganders@umn.edu

Office Phone (612) 625-4090
Office Fax (612) 625-0359
Website GopherSports.com
Email gophers@umn.edu
Twitter: @GopherFootball
Instagram: @GopherFootball
Facebook: /GopherFootball
Credentials: GopherSports.com/media

Mailing Address
Athletic Communications
University of Minnesota
225 Bierman Field Athletic Building
516 15th Avenue SE
Minneapolis, Minn. 55455

2022 SCHEDULE

Date	Opponent	Location
Sep. 1	NEW MEXICO STATE	Huntington Bank Stadium
Sep. 10	WESTERN ILLINOIS	Huntington Bank Stadium
Sep. 17	COLORADO	Huntington Bank Stadium
Sep. 24	at Michigan State*	East Lansing, Mich.
Oct. 1	PURDUE* (Homecoming)	Huntington Bank Stadium
Oct. 15	at Illinois*	Champaign, Ill.
Oct. 22	at Penn State*	University Park, Pa.
Oct. 29	RUTGERS*	Huntington Bank Stadium
Nov. 5	at Nebraska*	Lincoln, Neb.
Nov. 12	NORTHWESTERN*	Huntington Bank Stadium
Nov. 19	IOWA*	Huntington Bank Stadium
Nov. 26	at Wisconsin*	Madison, Wis.

2023 SCHEDULE

Date	Opponent	Location
Sep. 9	EASTERN MICHIGAN	Huntington Bank Stadium
Sep. 16	at North Carolina	Chapel Hill, N.C.
Sep. 30	LOUISIANA	Huntington Bank Stadium

2024 SCHEDULE

Date	Opponent	Location
Aug 29-31	NORTH CAROLINA	Huntington Bank Stadium
Sep. 7	RHODE ISLAND	Huntington Bank Stadium
Sep. 14	NEVADA	Huntington Bank Stadium

2025 SCHEDULE

Date	Opponent	Location
Aug 28	BUFFALO	Huntington Bank Stadium
Sep. 6	BOWLING GREEN	Huntington Bank Stadium
Sep. 13	at California	Berkeley, Calif.

2026 SCHEDULE

Date	Opponent	Location
Sep. 3	EASTERN ILLINOIS	Huntington Bank Stadium
Sep. 12	MISSISSIPPI STATE	Huntington Bank Stadium
Sep. 19	AKRON	Huntington Bank Stadium

2027 SCHEDULE

Date	Opponent	Location
Sep. 2	SAN JOSE STATE	Huntington Bank Stadium
Sep. 11	at Mississippi State	Starkville, Miss.

2028 SCHEDULE

Date	Opponent	Location
Aug. 31	NORTH DAKOTA	Huntington Bank Stadium
Sep. 16	CALIFORNIA	Huntington Bank Stadium

* Big Ten Conference game

ATHLETICS ADMINISTRATION

Position	Name (Alma Mater)
Director of Athletics	Mark Coyle (Drake)
Deputy Athletics Director / SWA	Julie Manning (Iowa State)
Deputy Athletics Director	Dusty Clements (Wyoming)
Exec. Associate AD / Health & Performance	Joi Thomas (Wyoming)
Sr. Associate AD / Leadership & Inclusion	Peyton Owens III (William & Mary)
Sr. Associate Athletics Director / CFO	Tim McCleary (Colorado)
Sr. Associate Athletics Director	Tom McGinnis (Indiana)
Sr. Associate Athletics Director	Marc Ryan (Moorhead State)
Sr. Associate Athletics Director	Mike Wierzbicki (Creighton)
Sr. Associate Athletics Director	Paul Rovnak (Ohio State)
Associate Athletics Director	Jeff Seifriz (UW-Whitewater)
Associate Athletics Director	Stephanie Davis (Florida)
Chief of Staff / Director of HR	Tricia Budke (UW-Stout)
Assistant Athletics Director	Jenny Yehlen (Penn State)
Director of Athletic Compliance	Jeremiah Carter (Minnesota)
Director of LAC	J.T. Bruett (Minnesota)

ATHLETIC COMMUNICATIONS

Sr. Associate Athletics Director	Paul Rovnak (Ohio State)
Assistant Athletics Director	Michelle Traversie (Minnesota State)
Assistant Director	Karl Anderson (Wisconsin)
Assistant Director	Scott Slarks (Gustavus Adolphus)
Assistant Director	E.J. Stevens (Minnesota)
Assistant Director	Trenten Gauthier (UW-River Falls)
Assistant Director	Olivia Puttin (Minnesota Crookston)
Assistant	Dan Galarneau (Minnesota)
Assistant	Logan Sass (Minnesota)
Assistant	Gabe Schneider (Minnesota)
Social Media Manager	Erin Godin (St. Cloud State)

2021 RESULTS (9-4, 6-3 BIG TEN)

DATE	OPPONENT [TV]	RESULT	SCORE	ATTEND.
Sep. 2	Ohio State [FOX]	L	31-45	50,805
Sep. 11	Miami (Ohio) [ESPNU]	W	31-26	43,372
Sep. 18	at Colorado [PAC-12 Network]	W	30-0	47,482
Sep. 25	Bowling Green [ESPNU]	L	10-14	46,236
Oct. 2	at Purdue [BTN]	W	20-13	51,111
Oct. 16	Nebraska [ESPN2]	W	30-23	45,436
Oct. 23	Maryland [ESPN2]	W	34-16	41,011
Oct. 30	at Northwestern [BTN]	W	41-14	28,158
Nov. 6	Illinois [ESPN2]	L	6-14	46,382
Nov. 13	at Iowa [BTN]	L	22-27	69,250
Nov. 20	at Indiana [BTN]	W	35-14	38,079
Nov. 27	Wisconsin [FOX]	W	23-13	49,736
Dec. 28	vs. West Virginia [ESPN]	W	18-6	21,220

2022 ROSTER

2022 NUMERICAL ROSTER

#	Name	Pos	Ht	Wt	Elg	Hometown / Previous School	Yrs Left
0	Le'Meke Brockington	WR	6-0	200	R-Fr.	Moultrie, Ga. / Colquitt County	4 years
0	Jalen Glaze	DB	6-0	185	R-So.	Tallahassee, Fla. / Lincoln	3 years
1	Trill Carter	DL	6-2	300	R-Jr.	Leesburg, Ga. / Crisp County	3 years
1	Ike White	WR	5-11	185	Fr.	Philadelphia, Pa. / St. Frances	4 years
2	Gage Keys	DL	6-5	280	R-So.	Hilliard, Ohio / Hilliard Davidson	4 years
2	Tanner Morgan	QB	6-2	215	6th	Union, Ky. / Ryle	1 year
3	Austin Booker	DL	6-6	240	R-Fr.	Greenwood, Ind. / Center Grove	4 years
3	Trey Potts	RB	5-11	210	R-Jr.	Williamsport, Pa. / Williamsport	3 years
4	Terell Smith	DB	6-1	215	5th	Snellville, Ga. / South Gwinnett	1 year
5	Justin Walley	DB	5-11	185	So.	D'Iberville, Miss. / D'Iberville	3 years
5	Dylan Wright	WR	6-3	210	R-Jr.	Dallas, Texas / Texas A&M	3 years
6	Miles Fleming	DB	5-11	195	R-So.	Columbus, Ohio / Bishop Hartley	4 years
6	Jacob Knuth	QB	6-4	205	Fr.	Harrisburg, S.D. / Harrisburg	4 years
7	Chris Autman-Bell	WR	6-1	210	6th	Kankakee, Ill. / Bishop McNamara	1 year
7	Beanie Bishop	DB	5-10	185	R-Jr.	Louisville, Ky. / Western Kentucky	2 years
8	Athan Kaliakmanis	QB	6-4	210	R-Fr.	Antioch, Ill. / Antioch	4 years
8	Thomas Rush	DL	6-3	250	5th	Marysville, Ohio / Marysville	1 year
9	Daniel Jackson	WR	6-0	200	Jr.	Kansas City, Kan. / Bishop Miege	3 years
11	Michael Dixon	DB	6-2	210	Jr.	Statesboro, Ga. / Statesboro	3 years
12	Darius Green	DB	6-1	190	R-Fr.	Covington, Ga. / Newton	4 years
12	Cole Kramer	QB	6-1	205	R-Jr.	Eden Prairie, Minn. / Eden Prairie	3 years
13	Kristen Hoskins	WR	5-9	170	Fr.	Alexandria, Minn. / Alexandria	4 years
13	Devon Williams	LB	6-1	220	R-Fr.	Dublin, Ohio / Dublin Coffman	4 years
14	Braelen Oliver	LB	6-0	230	R-Sr.	Douglasville, Ga. / Douglas County	2 years
14	Evan Redding	WR	5-11	180	Fr.	Menomonee Falls, Wis. / Menomonee Falls	4 years
15	Donald Willis	LB	6-2	220	R-Jr.	Garfield Heights, Ohio / Garfield Heights	3 years
16	Coleman Bryson	DB	6-2	210	Fr.	Waynesville, N.C. / Rabun Gap-Nacoochee	4 years
16	Quentin Redding	WR	5-7	150	R-Fr.	Menomonee Falls, Wis. / Menomonee Falls	4 years
17	Cade Conzemius	WR	5-10	180	Fr.	Minnetonka, Minn. / Minnetonka	4 years
17	Jah Joyner	DL	6-5	250	R-So.	Danbury, Conn. / Danbury	4 years
18	Clay Geary	WR	5-10	200	7th	Lakeville, Minn. / Lakeville South	1 year
18	Rhyland Kelly	DB	6-2	180	Fr.	Winnipeg, Canada / Clearwater Academy	4 years
19	Joey Gerlach	LB	6-3	205	Fr.	Woodbury, Minn. / Woodbury	4 years
19	Samuel Pickernign	TE	6-4	240	6th	Alpharetta, Ga. / Minnehaha Academy	1 year
20	Cole Berghorn	RB	5-11	200	Fr.	Walworth, Wis. / Badger	4 years
21	Steven Ortiz Jr.	DB	6-0	180	R-Fr.	Goodyear, Ariz. / Desert Edge	4 years
21	Bryce Williams	RB	6-0	215	R-Sr.	Sarasota, Fla. / Cardinal Mooney	2 years
22	Michael Brown-Stephens	WR	5-11	195	R-Jr.	Springfield, Ohio / Springfield	3 years
22	Ryan Stapp	DB	6-0	175	Jr.	College Station, Texas / Abilene Christian	2 years
23	Jordan Howden	DB	6-0	210	5th	San Diego, Calif. / Desert Pines (Nevada)	1 year
24	Mohamed Ibrahim	RB	5-10	210	6th	Baltimore, Md. / Our Lady of Good Counsel	1 year
24	Tariq Watson	DB	5-10	170	Fr.	Gretna, La. / Helen Cox	4 years
25	Aidan Gousby	DB	6-0	180	Fr.	Lehigh Acres, Fla. / Lehigh Senior	4 years
25	Preston Jelen	RB	5-10	210	R-Sr.	Prior Lake, Minn. / Prior Lake	2 years
26	Zach Evans	RB	5-10	205	Fr.	Heath, Texas / Rockwall-Heath	4 years
26	Victor Pless	DB	5-10	175	R-So.	Kennesaw, Ga. / Harrison	4 years
27	Tyler Nubin	DB	6-2	210	Sr.	Saint Charles, Ill. / St. Charles North	2 years
28	Colton Gregersen	DL	6-2	230	Fr.	Burnsville, Minn. / Burnsville	4 years
28	Zach Jorgensen	WR	6-2	185	Fr.	Fairmont, Minn. / Fairmont	4 years
28	Josh Aune	LB	6-2	235	R-Sr.	St. Paul, Minn. / Highland Park	2 years
30	Jordan Nubin	RB	5-11	210	R-Fr.	St. Charles, Ill. / St. Charles North	4 years
32	Maverick Baranowski	LB	6-3	210	Fr.	Ponce Inlet, Fla. / Spruce Creek	4 years
33	Max Grand	RB	5-9	195	Fr.	Ellsworth, Wis. / Ellsworth	4 years
34	Jack Tinnen	LB	6-4	205	Fr.	Brookfield, Wis. / Brookfield Central	4 years
35	Derik LeCaptain	LB	6-2	235	R-Jr.	Gardner, Wis. / Southern Door	3 years
36	Ryan Shamburger	P	6-2	187	Jr.	McKinney, Texas / Navarro College	3 years
37	Brady Weeks	LS	6-0	215	Sr.	O'Fallon, Mo. / Fort Zumwalt West	2 years
41	Cade Larson	LB	6-1	205	Fr.	Harrisburg, S.D. / Harrisburg	4 years
42	Jack Hawkinson	DL	6-4	215	R-Fr.	Frankfort, Ill. / Lincoln-Way East	4 years
43	Eli Mau	LB	6-2	225	R-Fr.	Victoria, Minn. / Chanhasseen	4 years

ALPHABETICAL ROSTER

#	Name	Pos
83	Spencer Alvarez	TE
29	Josh Aune	LB
7	Chris Autman-Bell	WR
32	Maverick Baranowski	LB
93	Kyler Baugh	DL
89	Nate Becker	DL
78	Ashton Beers	OL
20	Cole Berghorn	RB
85	Frank Bierman	TE
7	Beanie Bishop	DB
98	Trey Bixby	DL
66	Nathan Boe	OL
3	Austin Booker	DL
0	Le'Meke Brockington	WR
22	Michael Brown-Stephens	WR
16	Coleman Bryson	DB
77	Quinn Carroll	OL
1	Trill Carter	DL
17	Cade Conzemius	WR
75	Tyler Cooper	OL
96	Mark Crawford	P
84	Jack DiSano	TE
11	Michael Dixon	DB
91	Deven Eastern	DL
69	Aireontae Eersery	OL
26	Zach Evans	RB
76	Chuck Filiaga	OL
46	Lucas Finnesy	LB
6	Miles Fleming	DB
18	Clay Geary	WR
86	Jameson Geers	TE
19	Joey Gerlach	LB
0	Jalen Glaze	DB
25	Aidan Gousby	DB
33	Max Grand	RB
12	Darius Green	DB
28	Colton Gregersen	DL
50	JJ Guedet	DL
42	Jack Hawkinson	OL
13	Kristen Hoskins	WR
23	Jordan Howden	DB
58	Jackson Hunter	OL
24	Mohamed Ibrahim	RB
9	Daniel Jackson	WR
57	Cameron James	OL
90	Darnell Jefferies	DL
25	Preston Jelen	RB
89	Nathan Jones	TE
28	Zach Jorgensen	WR
17	Jah Joyner	DL
8	Athan Kaliakmanis	QB
80	Dino Kaliakmanis	WR
87	Nick Kallerup	TE
18	Rhyland Kelly	DB
99	Dragan Kesich	K
2	Gage Keys	DL
6	Jacob Knuth	QB
12	Cole Kramer	QB
41	Cade Larson	LB
73	Tyrell Lawrence	OL

2022 ROSTER

#	Name	Pos	Ht	Wt	Elg	Hometown / Previous School	Yrs Left
44	Tyler Stolsky	LB	6-2	225	Fr.	Portage, Mich. / Portage Central	4 years
45	Cody Lindenberg	LB	6-3	235	R-So.	Anoka, Minn. / Anoka	4 years
46	Lucas Finnessy	LB	6-3	240	R-So.	Sussex, Wis. / Hamilton	3 years
47	Hayden Schwartz	DL	6-4	245	Fr.	Jacksonville, Fla. / The Bolles School	4 years
48	Jacob Lewis	K	6-2	205	Jr.	Delaware, Ohio / Ball State	3 years
49	Austin Sullivan	LS	6-3	235	R-Jr.	Slate Hill, N.Y. / Penn State	3 years
50	JJ Guedet	OL	6-7	310	R-Jr.	Washington, Ill. / Washington Community	3 years
52	Luther McCoy	DL	6-5	305	R-Fr.	Saint Johns, Fla. / Creekside	4 years
55	Karther Shaw	OL	6-4	310	R-Sr.	South Jordan, Utah / Utah State	2 years
55	Mariano Sorì-Marín	LB	6-3	245	5th	Mokena, Ill. / Providence Catholic	1 year
57	Cameron James	OL	6-8	305	R-Fr.	Chicago, Ill. / Simeon Career Academy	4 years
58	Jackson Hunter	OL	6-6	275	R-Fr.	Oconomowoc, Wis. / Oconomowoc	4 years
59	Tony Nelson	OL	6-6	280	Fr.	Tracy, Minn. / Tracy-Milroy-Balaton	4 years
60	John Michael Schmitz	OL	6-4	320	6th	Flossmoor, Ill. / Homewood-Flossmoor	1 year
62	Jacob Schuster	DL	6-2	300	R-Fr.	Lacey, Wash. / Tumwater	4 years
65	Axel Ruschmeyer	OL	6-4	305	6th	Hutchinson, Minn. / Holy Family Catholic	1 year
66	Nathan Boe	OL	6-5	300	R-Sr.	Lakeville, Minn. / Lakeville North	2 years
68	Jackson Ruschmeyer	OL	6-4	295	R-So.	Hutchinson, Minn. / Holy Family Catholic	3 years
69	Aireontae Eersery	OL	6-6	325	R-So.	Kansas City, Mo. / Ruskin	4 years
70	Cade McConnell	OL	6-5	300	Fr.	Choctaw, Okla. / Choctaw	4 years
71	Martes Lewis	OL	6-7	330	R-So.	Merrillville, Ind. / Merrillville	4 years
73	Tyrell Lawrence	OL	6-7	355	R-So.	Milton, Canada / Clearwater Academy	4 years
75	Tyler Cooper	OL	6-5	310	R-Jr.	Saint Croix Falls, Wis. / Saint Croix Falls	3 years
76	Chuck Filiaga	OL	6-6	330	Gr.	Aledo, Texas / Michigan	1 year
77	Quinn Carroll	OL	6-6	310	Gr.	Edina, Minn. / Notre Dame	3 years
78	Ashton Beers	OL	6-5	300	Fr.	Slinger, Wis. / Slinger	4 years
79	Logan Purcell	OL	6-7	260	R-Fr.	Annandale, Minn. / Annandale	4 years
80	Dino Kaliakmanis	WR	6-2	200	R-Fr.	Antioch, Ill. / Antioch	4 years
80	Anthony Smith	DL	6-6	280	Fr.	Shippensburg, Pa. / Shippensburg	4 years
82	Wyatt Schroeder	TE	6-5	260	R-So.	Saint Francis, Minn. / St. Francis	4 years
83	Spencer Alvarez	TE	6-6	260	Fr.	Columbia Heights, Minn. / Columbia Heights	4 years
84	Jack DiSano	TE	6-4	245	Fr.	Glenview, Ill. / Glenbrook South	4 years
85	Frank Bierman	TE	6-3	245	Jr.	Tipton, Iowa / Iowa Western CC	3 years
86	Jameson Geers	TE	6-6	250	R-Fr.	Channahon, Ill. / Providence Catholic	4 years
87	Nick Kallerup	TE	6-5	270	R-Jr.	Wayzata, Minn. / Wayzata	3 years
88	Brevyn Spann-Ford	TE	6-7	270	R-Sr.	St. Cloud, Minn. / St. Cloud Technical Sr	2 years
89	Nate Becker	DL	6-5	260	R-Fr.	Maple Grove, Minn. / Maple Grove	4 years
89	Nathan Jones	TE	6-5	235	Fr.	Brock, Texas / Brock	4 years
90	Darnell Jefferies	DL	6-2	295	Gr.	Covington, Ga. / Clemson	2 years
91	Deven Eastern	DL	6-6	290	R-Fr.	Shakopee, Minn. / Shakopee	4 years
92	Danny Striggow	DL	6-5	250	R-So.	Long Lake, Minn. / Orono	3 years
93	Kyler Baugh	DL	6-2	300	Sr.	Talihina, Okla. / Houston Baptist	2 years
95	Matthew Trickett	K	6-0	195	5th	Cleveland, Ohio / Kent State	1 year
96	Mark Crawford	P	6-5	220	Jr.	Perth, Western Australia	3 years
96	Logan Richter	DL	6-4	325	R-Jr.	Perham, Minn. / Perham	3 years
97	Jalen Logan-Redding	DL	6-4	275	R-So.	Columbia, Mo. / Rock Bridge	4 years
98	Trey Bixby	DL	6-4	250	Fr.	Eden Prairie, Minn. / Eden Prairie	4 years
99	Dragan Kesich	K	6-4	230	Jr.	Oak Creek, Wis. / Oak Creek	3 years
99	Lorenza Surgers	DL	6-5	270	Gr.	Cary, N.C. / Vanderbilt	2 years

#	Name	Pos
35	Derik LeCaptain	LB
48	Marco Lewis	K
71	Martes Lewis	OL
45	Cody Lindenberg	LB
97	Jalen Logan-Redding	DL
43	Eli Mau	LB
70	Cade McConnell	OL
52	Luther McCoy	DL
2	Tanner Morgan	QB
59	Tony Nelson	OL
30	Jordan Nubin	RB
27	Tyler Nubin	DB
14	Braelen Oliver	LB
21	Steven Ortiz Jr.	DB
19	Samuel Pickergin	TE
26	Victor Pless	DB
3	Trey Potts	RB
79	Logan Purcell	OL
14	Evan Redding	WR
16	Quentin Redding	WR
96	Logan Richter	DL
65	Axel Ruschmeyer	OL
68	Jackson Ruschmeyer	OL
8	Thomas Rush	DL
60	John Michael Schmitz	OL
82	Wyatt Schroeder	TE
62	Jacob Schuster	DL
47	Hayden Schwartz	DL
36	Ryan Shamburger	P
55	Karter Shaw	OL
80	Anthony Smith	DL
4	Terell Smith	DB
55	Mariano Sorì-Marín	LB
88	Brevyn Spann-Ford	TE
22	Ryan Stapp	DB
44	Tyler Stolsky	LB
92	Danny Striggow	DL
49	Austin Sullivan	LS
99	Lorenza Surgers	DL
34	Jack Tinnen	LB
95	Matthew Trickett	K
5	Justin Walley	DB
24	Tariq Watson	DB
37	Brady Weeks	LS
1	Ike White	WR
21	Bryce Williams	RB
13	Devon Williams	LB
15	Donald Willis	LB
5	Dylan Wright	WR

2022 ROSTER

SQUAD BREAKDOWN (109)

True Freshmen	28
Redshirt Freshmen	19
Sophomores	15
Juniors	21
Seniors/Graduate Transfers	26

SQUAD BREAKDOWN BY YEAR (109)

First Year	28
Second Year	20
Third Year	20
Fourth Year	18
Fifth Year	15
Sixth Year	7
Seventh Year	1

LETTERWINNERS RETURNING (41)

Offense (17)

Autman-Bell, Chris	WR
Boe, Nathan	OL
Brown-Stephens, Michael	WR
Ersery, Aireontae	OL
Guedet, JJ	OL
Ibrahim, Mohamed	RB
Jackson, Daniel	WR
Kallerup, Nick	TE
Kramer, Cole	QB
Morgan, Tanner	QB
Potts, Treyson	RB
Ruschmeyer, Axel	OL
Schmitz Jr., John Michael	OL
Shaw, Karter	OL
Spann-Ford, Brevyn	TE
Williams, Bryce	RB
Wright, Dylan	WR

Defense (20)

Becker, Nate	DL
Carter, Trill	DL
Dixon, Michael	DB
Finnessy, Lucas	LB
Fleming, Miles	DB
Glaze, Jalen	DB
Howden, Jordan	DB
Joyner, Jah	DL
LeCaptain, Derik	LB
Lindenberg, Cody	LB
Logan-Redding, Jalen	DL
Nubin, Tyler	DB
Oliver, Braelen	LB
Richter, Logan	DL
Rush, Thomas	LB
Smith, Terrell	DB
Sori-Marin, Mariano	LB
Striggow, Danny	DL
Walley, Justin	LB
Willis, Donald	LB

Specialists (4)

Crawford, Mark	P
Kesich, Dragan	K
Trickett, Matthew	K
Weeks, Brady	LS

LETTERWINNERS LOST (24)

Offense (10)

Andries, Blaise	OL
Annexstad, Brock	WR
Boyd, Brady	WR
Emilien, Doug	WR
Faalele, Daniel	OL
Irving, Mar'Keise	RB

Kieft, Ko	TE
Olson, Conner	OL
Schlueter, Sam	OL
Thomas, Ky	RB

Defense (13)

Bercich, Peter	LB
Brown, Solomon	DB
Burns, Qwon	DB
Dew-Treadway, Micah	DL
Durr, Coney	DB
Gibbens, Jack	LB
Harris, Justus	DB
Howard Jr., Phillip	DB
Mafe, Boye	DL
McDonald, Bishop	DB
Otomewo, Esezi	DL
Pinckney, Nyles	DL
Swenson, Calvin	DB

Specialists (1)

Mobley, Will	K
--------------	---

STARTERS RETURNING (14)

Offense (5)

Autman-Bell, Chris	WR
Brown-Stephens, Michael	WR
Jackson, Daniel	WR
Morgan, Tanner	QB
Schmitz, John Michael	OL

Defense (5)

Carter, Trill	DL
Howden, Jordan	DB
Nubin, Tyler	DB
Sori-Marin, Mariano	LB
Walley, Justin	DB

Specialists (4)

Crawford, Mark	P/H
Kesich, Dragan	KO
Trickett, Matthew	K
Weeks, Brady	LS

STARTERS LOST (12)

Offense (6)

Andries, Blaise	OL
Faalele, Daniel	OL
Kieft, Ko	TE
Olson, Conner	OL
Schlueter, Sam	OL
Thomas, Ky	RB

Defense (6)

Durr, Coney	DB
Gibbens, Jack	LB
Harris, Justus	DB
Mafe, Boye	DL
Otomewo, Esezi	DL
Pinckney, Nyles	DL

Specialists (0)

FIFTH YEAR OR MORE (23)

Fifth Year (15)

Aune, Josh	LB
Bishop, Beanie*	DB
Boe, Nathan	OL
Howden, Jordan	DB
Jefferies, Darnell*	DL
Jelen, Preston	RB
Oliver, Braelen	LB
Rush, Thomas	DL
Shaw, Karter*	OL
Smith, Terrell	DB
Sori-Marin, Mariano	LB
Spann-Ford, Brevyn	TE
Surgers, Lorenza*	DL
Trickett, Matthew*	K
Williams, Bryce	RB

Sixth Year (7)

Autman-Bell, Chris	WR
Filiaga, Chuck*	OL
Ibrahim, Mohamed	RB
Morgan, Tanner	QB
Pickerign, Samuel	TE
Ruschmeyer, Axel	OL
Schmitz, John Michael	OL

Seventh Year (1)

Geary, Clay	WR
-------------	----

* Grad Transfer

FRESHMAN NEWCOMERS (28)

Offense (14)

Alvarez, Spencer	TE
Beers, Ashton	OL
Berghorn, Cole	RB
Conzemius, Cade	WR
DiSano, Jack	TE
Evans, Zach	RB
Grand, Max	RB
Hoskins, Kristen	WR
Jones, Nathan	TE
Knuth, Jacob	QB
McConnell, Cade	OL
Nelson, Tony	OL
Redding, Evan	WR
White, Ike	WR

Defense (14)

Baranowski, Maverick	LB
Bixby, Trey	DL
Bryson, Coleman	DB
Gerlach, Joey	LB
Gousby, Aidan	DB
Gregersen, Colton	DL
Jorgensen, Zach	DB
Kelly, Rhyland	DB
Larson, Cade	LB
Schwartz, Hayden	DL
Smith, Anthony	DL
Stolsky, Tyler	LB
Tinnen, Jack	LB
Watson, Tariq	DB

MEET THE GOPHERS



83

**SPENCER
ALVAREZ**

Columbia Heights, Minn.
Columbia Heights HS

TE FR 6-6 260



29

**JOSH
AUNE**

St. Paul, Minn.
Highland Park HS

LB RS SR 6-2 235



7

**CHRIS
AUTMAN-BELL**

Kankakee, Ill.
Bishop McNamara HS

WR 6th 6-1 210



32

**MAVERICK
BARANOWSKI**

Ponce Inlet, Fla.
Spruce Creek HS

LB FR 6-3 210



93

**KYLER
BAUGH**

Talihina, Okla.
Houston Baptist

DL SR 6-2 300



89

**NATE
BECKER**

Osseo, Minn.
Maple Grove HS

DL RS FR 6-5 260



78

**ASHTON
BEERS**

Slinger, Wis.
Slinger HS

OL FR 6-5 300



20

**COLE
BERGHORN**

Walworth, Wis.
Badger HS

RB FR 5-11 200



85

**FRANK
BIERMAN**

Tipton, Iowa
Iowa Western CC

TE JR 6-3 245




7

**BEANIE
BISHOP**

Louisville, Ky.
Western Kentucky

DB RS JR 5-10 185



98

**TREY
BIXBY**

Eden Prairie, Minn.
Eden Prairie HS

DL FR 6-4 250



66

**NATHAN
BOE**

Lakeville, Minn.
Lakeville North HS

OL RS SR 6-5 300




3

**AUSTIN
BOOKER**

Greenwood, Ind.
Center Grove HS

DL RS FR 6-6 240



0

**LEMEKE
BROCKINGTON**

Moultrie, Ga.
Colquitt County HS

WR RS FR 6-0 200



22

**MICHAEL
BROWN-STEPHENS**

Springfield, Ohio
Springfield HS

WR RS JR 5-11 195



16

**COLEMAN
BRYSON**

Waynesville, N.C.
Rabun Gap-Nacoochee HS

DB FR 6-2 210




77

**QUINN
CARROLL**

Edina, Minn.
Notre Dame

OL GR 6-6 310



1

**TRILL
CARTER**

Leesburg, Ga.
Lee County HS

DL RS JR 6-2 300




17

**CADE
CONZEMIUS**

Mnettonka, Minn.
Mnettonka HS

WR FR 5-10 180



75

**TYLER
COOPER**

Saint Croix Falls, Wis.
Saint Croix Falls HS

OL RS JR 6-5 310

MEET THE GOPHERS



96

MARK CRAWFORD
Perth West, Australia

P JR 6-5 220



84

JACK DISANO
Glenview, Ill.
Glenbrook South HS

TE FR 6-4 245



11

MICHAEL DIXON
Statesboro, Ga.
Statesboro HS

DB JR 6-2 210



91

DEVEN EASTERN
Shakopee, Minn.
Shakopee HS

DL RS FR 6-6 290



69

AIREONTAE ERSERY
Kansas City, Mo.
Ruskin HS

OL RS SO 6-6 325



26

ZACH EVANS
Heath, Texas
Rockwall-Heath HS

RB FR 5-10 205



76

CHUCK FILIAGA
Aledo, Texas
Michigan

OL GR 6-6 330



46

LUCAS FINNESSY
Sussex, Wis.
Hamilton HS

LB RS SO 6-3 240



6

MILES FLEMING
Columbus, Ohio
Bishop Hartley HS

DB RS SO 5-11 195



18

CLAY GEARY
Lakeville, Minn.
Lakeville South HS

WR 7th 5-10 200



86

JAMESON GEERS
Channahon, Ill.
Providence Catholic HS

TE RS FR 6-6 250



19

JOEY GERLACH
Woodbury, Minn.
Woodbury HS

LB FR 6-3 205



0

JALEN GLAZE
Tallahassee, Fla.
Lincoln HS

DB RS SO 6-0 185



25

AIDAN GOUSBY
Lehigh Acres, Fla.
Lehigh Senior HS

DB FR 6-0 180



33

MAX GRAND
Ellsworth, Wis.
Ellsworth HS

RB FR 5-9 195



12

DARIUS GREEN
Covington, Ga.
Newton HS

DB RS FR 6-1 190



28

COLTON GERGENSEN
Burnsville, Minn.
Burnsville HS

DL FR 6-2 230



50

JJ GUEDET
Washington, Ill.
Washington Community HS

OL RS JR 6-7 310



42

JACK HAWKING
Frankfort, Ill.
Lincoln-Way East HS

DL RS FR 6-4 215



13

KRISTEN HOSKINS
Alexandria, Minn.
Alexandria HS

WR FR 5-9 170

MEET THE GOPHERS



23

JORDAN HOWDEN

Las Vegas, Nev.
Desert Pines HS

DB 5th 6-0 210



58

JACKSON HUNTER

Oconomowoc, Wis.
Oconomowoc HS

OL RS FR 6-6 275



24

MOHAMED IBRAHIM

Baltimore, Md.
Our Lady of Good Counsel

RB 6th 5-10 210



9

DANIEL JACKSON

Shawnee Mission, Kan.
Bishop Miege HS

WR JR 6-0 200



57

CAMERON JAMES

Chicago, Ill.
Simeon Career Academy

OL RS FR 6-8 305



90

DARNELL JEFFERIES

Covington, Ga.
Clemson

DL GR 6-2 295



25

PRESTON JELEN

Prior Lake, Minn.
Prior Lake HS

RB RS SR 5-10 210




89

NATHAN JONES

Brock, Texas
Brock HS

TE FR 6-5 235




28

ZACH JORGENSEN

Fairmont, Minn.
Fairmont HS

WR FR 6-2 185



17

JAH JOYNER

Danbury, Conn.
Danbury HS

DL RS SO 6-5 250



8

ATHAN KALIAKMANIS

Antioch, Ill.
Antioch HS

QB RS FR 6-4 210



80

DINO KALIAKMANIS

Antioch, Ill.
Antioch HS

WR RS FR 6-2 200



87

NICK KALLERUP

Wayzata, Minn.
Wayzata HS

TE RS JR 6-5 270



18

RHYLAND KELLY

Winnipeg, Manitoba, Canada
Clearwater Academy Int.

DB FR 6-2 180



99

DRAGAN KESICH

Oak Creek, Wis.
Oak Creek HS

K JR 6-4 230



2

GAGE KEYS

Hilliard, Ohio
Hilliard Davidson HS

DL RS SO 6-5 280



6

JACOB KNUTH

Harrisburg, S.D.
Harrisburg HS

QB FR 6-4 205




12

COLE KRAMER

Eden Prairie, Minn.
Eden Prairie HS

QB RS JR 6-1 205



41

CADE LARSON

Harrisburg, S.D.
Harrisburg HS

LB FR 6-1 205



73

TYRELL LAWRENCE

Milton, Ontario, Canada
Clearwater Academy Int.

OL RS SO 6-7 355

MEET THE GOPHERS




35

**DERIK
LECAPTAIN**

Gardner, Wis.
Southern Door HS

LB RS JR 6-2 235



48

**JACOB
LEWIS**

Delaware, Ohio
Ball State

K JR 6-2 205



71

**MARTES
LEWIS**

Merrillville, Ind.
Merrillville HS

OL RS SO 6-7 330



45

**CODY
LINDENBERG**

Anoka, Minn.
Anoka HS

LB RS SO 6-3 235



97

**JALEN
LOGAN-REDDING**

Columbia, Mo.
Rock Bridge HS

DL RS SO 6-4 275




43

**ELI
MAU**

Victoria, Minn.
Chanhassen HS

LB RS FR 6-2 225



70

**CADE
McCONNELL**

Choctaw, Okla.
Choctaw HS

OL FR 6-5 300



52

**LUTHER
McCOY**

Saint Johns, Fla.
Creekside HS

DL RS FR 6-5 305



2

**TANNER
MORGAN**

Union, Ky.
Ryle HS

QB 6th 6-2 215




59

**TONY
NELSON**

Tracy, Minn.
Tracy-Milroy-Balaton HS

OL FR 6-6 280



30

**JORDAN
NUBIN**

St. Charles, Ill.
St. Charles North HS

RB RS FR 5-11 210



27

**TYLER
NUBIN**

St. Charles, Ill.
St. Charles North HS

DB SR 6-2 210



14

**BRAELEN
OLIVER**

Douglasville, Ga.
Douglas County HS

LB RS SR 6-0 230



21

**STEVEN
ORTIZ**

Goodyear, Ariz.
Desert Edge HS

DB RS FR 6-0 180



19

**SAMUEL
PICKERIGN**

Alpharetta, Ga.
Minnehaha Academy

TE 6th 6-4 240



26

**VICTOR
PLESS**

Kennesaw, Ga.
Harrison HS

DB RS SO 5-10 175



3

**TREY
POTTS**

Williamsport, Pa.
Williamsport HS

RB RS JR 5-11 210



79

**LOGAN
PURCELL**

Annandale, Minn.
Annandale HS

OL RS FR 6-7 260



14

**EVAN
REDDING**

Menomonee Falls, Wis.
Menomonee Falls HS

WR FR 5-11 180




16

**QUENTIN
REDDING**

Menomonee Falls, Wis.
Menomonee Falls HS

WR RS FR 5-7 150

MEET THE GOPHERS



96

LOGAN RICHTER

Perham, Minn.
Perham HS

DL RS JR 6-4 325




65

AXEL RUCHMEYER

Hutchinson, Minn.
Holy Family Catholic HS

OL 6th 6-4 305



68

JACKSON RUCHMEYER

Hutchinson, Minn.
Holy Family Catholic HS

OL RS SO 6-4 295



8

THOMAS RUSH

Marysville, Ohio
Marysville HS

DL 5th 6-3 250



60

JOHN MICHAEL SCHMITZ

Flossmoor, Ill.
Homewood-Flossmoor HS

OL 6th 6-4 320




82

WYATT SCHROEDER

Saint Francis, Minn.
Saint Francis HS

TE RSSO 6-5 260




62

JACOB SCHUSTER

Lacey, Wash.
Tumwater HS

DL RS FR 6-2 300



47

HAYDEN SCHWARTZ

Jacksonville, Fla.
The Bolles School

DL FR 6-4 245



36

RYAN SHAMBURGER

McKinney, Texas
Navarro College

P JR 6-2 185




55

KARTER SHAW

South Jordan, Utah
Utah State

OL RSSR 6-4 310



80

ANTHONY SMITH

Shippensburg, Pa.
Shippensburg HS

DL FR 6-6 280



4

TERELL SMITH

Snellville, Ga.
South Gwinnett HS

DB 5th 6-1 215



55

MARIANO SORI-MARIN

Mokena, Ill.
Providence Catholic HS

LB 5th 6-3 245



88

BREVYN SPANN-FORD

St. Cloud, Minn.
St. Cloud Technical Sr HS

TE RS SR 6-7 270



22

RYAN STAPP

College Station, Texas
Abilene Christian

DB JR 6-0 175



44

TYLER STOLSKY

Portage, Mich.
Portage Central HS

LB FR 6-2 225




92

DANNY STRIGGOW

Long Lake, Minn.
Orono HS

DL RS SO 6-5 250



49

AUSTIN SULLIVAN

Slate Hill, N.Y.
Penn State

LS RS JR 6-3 235



99

LORENZA SURGENZ

Cary, N.C.
Vanderbilt

DL GR 6-5 275



34

JACK TINNEN

Brookfield, Wis.
Brookfield Central HS

LB FR 6-4 205

MEET THE GOPHERS



95

MATTHEW TRICKETT
Cleveland, Ohio
Kent State

K 5th 6-0 195



5

JUSTIN WALLEY
D'Iberville, Miss.
D'Iberville HS


DB SO 5-11 185



24

TARIQ WATSON
Gretna, La.
Helen Cox HS

DB FR 5-10 170



37

BRADY WEEKS
O'Fallon, Mo.
Fort Zumwalt West HS

LS SR 6-0 215



1

IKE WHITE
Philadelphia, Pa.
St. Frances Academy


WR FR 5-11 185



21

BRYCE WILLIAMS
Sarasota, Fla.
Cardinal Mooney HS

RB RS SR 6-0 215



13

DEVON WILLIAMS
Dublin, Ohio
Dublin Coffman HS

LB RS FR 6-1 220



15

DONALD WILLIS
Garfield Heights, Ohio
Garfield Heights HS

LB RS JR 6-2 220



5

DYLAN WRIGHT
Dallas, Texas
Texas A&M

WR RS JR 6-3 210



HEAD COACH | SIXTH SEASON

P.J. Fleck was named head football coach at Minnesota on January 6, 2017. Fleck, 41, is the 30th head coach in the program's history. He has a career record of 65-45 and is 35-23 at Minnesota.

In five years, Fleck has established himself as one of the most successful coaches ever to lead the Minnesota program. Fleck is already sixth in program history in overall wins (35) and Big Ten wins (21), and eighth in games coached (58). Fleck's .603 win percentage is third-best among the 11 Minnesota coaches with at least 45 games under their helm behind only Henry Williams (.786, 1900-21) and Bernie Bierman (.716, 1932-41, '45-50).

Fleck and Williams are the only two Gopher coaches to record nine or more wins in a season twice, as Minnesota posted 11 wins in 2019 and nine in 2021 under Fleck (Williams posted at least nine wins in six straight seasons from 1900-1905).

The 11 wins in 2019 were the most for a Minnesota team since 1904 when that year's team went 13-0 under Williams. Fleck is 3-0 in bowl games and those three wins are tied with Glen Mason (3-4 bowl record during his time coaching the Gophers from 1997-2006) for the most in school history.

Fleck guided the Gophers to a 6-3 Big Ten record in 2021 and a 7-2 mark in 2019, making him the first Minnesota coach since Murray Warmath (1960, 1961 and 1967; six wins each) to win at least six conference games more than once.

At Minnesota, Fleck has coached three All-Americans (Antoine Winfield Jr., Rashod Bateman and Mohamed Ibrahim), eight Academic All-Americans (Blaise Andries three times, Sam Renner twice, Jack Gibbens, Payton Jordahl and Gary Moore) and 268 Academic All-Big Ten performers. He was named Big Ten Coach of the Year in 2019, paced Minnesota to two top-10 wins (Penn State and Auburn) in the same season since 1956 and led Minnesota to its first New Year's Day bowl win (2020 Outback Bowl against Auburn) since 1962. Minnesota has also had 12 players selected in the NFL Draft during Fleck's tenure.

In 2021, Fleck also became a Wall Street Journal best-selling author when his Row The Boat book, which was co-authored with Jon Gordon, peaked at No. 2 on the list in June.

On the field in 2021, Fleck led Minnesota to a 9-4 record and a second place finish in the Big Ten West division with a 6-3 mark. The Gophers beat

Wisconsin for the first time at home since 2003 to reclaim Paul Bunyan's Axe and picked up a postseason win against West Virginia in the Guaranteed Rate Bowl.

Minnesota's dominant defense and offensive depth were the stories of the season, as the Gophers won their final three games of the year for the first time since 1973.

The Gophers ended the season with the nation's No. 3 total defense (278.8 yards per game) and the nation's No. 6 scoring defense (17.3 points per game). Minnesota also ended the year ranked fourth in first downs defense (202), eighth in rushing defense (97.5) and eighth in passing yards allowed (181.2). Minnesota held eight opponents to 14 points or less and recorded its first shutout (30-0 road win at Colorado) since 2006 (62-0 against Temple) and its first road shutout of a Power 5 opponent since a 21-0 win at Illinois in 1977.

On offense, the Gophers boasted the most experienced offensive line in the nation and were a force rushing the ball, despite losing All-American Mohamed Ibrahim in the first game of the season and playing much of the season without five scholarship running backs. Still, the Gophers were the only team in the nation to have five different running backs all record at least one 100-yard rushing game. In total, Minnesota rushed for 2,575 yards and 27 touchdowns and passed for 2,106 yards and 12 scores.

In 2020, Fleck guided the Gophers to a 3-4 record as Minnesota played an all-Big Ten schedule in the midst of the global Covid-19 pandemic. The Gophers posted wins road wins at Nebraska and Illinois and beat Purdue at home. They suffered overtime setbacks at Maryland and at Wisconsin. The season was highlighted by Big Ten Running Back of the Year Mohamed Ibrahim, who set school records in season rushing yards per game (153.7), consecutive 100-yard rushing games (8) and touchdowns in consecutive games (8). He tied school records in most rushing touchdowns in a game (4), most rushing touchdowns in a first half (4), most rushing touchdowns in one half (4) and consecutive 200-yard rushing games (2).

Ibrahim, who was named AP Third-Team All-America, rushed 201 times (25th most in school single-season history) for 1,076 yards (23rd most in school single season-history) and 15 touchdowns (most ever for a junior at Minnesota and ranks fourth in school-single season history) in the ab-

abbreviated and unusual season. He led Big Ten in the following categories: rushing attempts (201), rushing yards (1,076), rushing yards per game (153.7), rushing touchdowns (15), scoring (90), points per game (12.9) and all-purpose yards per game (168.4).

In 2019, Fleck led Minnesota to historic heights as the Gophers won 11 games for the first time since 1904. Minnesota also won seven Big Ten games for the first time in school history, beat two top-10 teams, won a Jan. 1 bowl game and ended the season ranked No. 10.

Fleck was voted Big Ten Coach of the Year by his fellow conference head coaches and was named AFCA Region 3 Coach of the Year. He was also named a finalist for the George Munger Award, Dodd Trophy, Eddie Robinson Award, Bear Bryant Award and AFCA National Coach of the Year.

Minnesota won four Big Ten games by at least 20 points for the first time since 1934 and beat No. 5 Penn State at home and No. 9 Auburn in the Outback Bowl. That was the first time that Minnesota beat two top-10 teams in the same season since 1956. It was also the first time that Minnesota won a Jan. 1 bowl game since 1962.

The Penn State win was Minnesota's first win against a top-five team since it beat No. 2 Penn State on the road in 1999. It was Minnesota's first home win against a top-five team since it beat No. 1 Michigan 16-0 in 1977. The Outback Bowl victory against Auburn was Minnesota's best ranked non-conference win in school history.

The Gophers ascended to No. 7 in the AP Poll, which was the team's highest ranking since it was No. 5 on Nov. 19, 1962. Minnesota was also ranked No. 8 in the College Football Playoffs, which is its highest CFP ranking in school history. The Gophers ended the year ranked No. 10, which was their best ranking to end a season since 1962.

Minnesota averaged 34.1 points per game, which was the third most in school history. The Gopher defense allowed only 306.6 yards per game, the fewest since 1977.

On offense, Minnesota was led by quarterback Tanner Morgan (All-Big Ten Second Team), running back Rodney Smith (All-Big Ten Second Team) and receivers Tyler Johnson (All-Big Ten First Team) and Rashod Bateman (All-Big Ten First Team). Johnson and Bateman became the first teammates ever to both be named All-Big Ten First Team wide receivers.

Morgan set a slew of single-season school records, including passing yards, passing touchdowns and consecutive games with a touchdown. Smith rushed for more than 1,000 yards and became Minnesota's career leader in all-purpose yards. Johnson set single-season school records in receptions, receiving yards and receiving touchdowns and left Dinkytown as the school's career record holder in receiving yards and touchdowns. Bateman was named Big Ten Receiver of the Year and was one of 12 semifinalists for the Biletnikoff Award as he set program records for a sophomore in receiving yards and touchdowns.

Minnesota's defense was anchored by Antoine Winfield Jr. (All-Big Ten First Team) and Carter Coughlin (All-Big Ten Second Team). Winfield was named the program's seventh Unanimous All-American and was one of five finalists for the Bronko Nagurski Award, which is presented to the best defensive player in the nation. He led Minnesota in tackles and tied a school modern-era record with seven interceptions. Coughlin ended his career as one of the best to ever wear the Maroon and Gold, and ranks third all-time in sacks and fourth in tackles-for-loss.

In 2018, Fleck led Minnesota to a 7-6 record and regular-season wins against Wisconsin, Purdue, Indiana, Fresno State, Miami (Ohio) and New Mexico State. The Gophers beat Georgia Tech 34-10 in the Quick Lane Bowl and the 24-point margin of victory was the largest bowl win in school history. Minnesota also made history when it won the final game of the regular season (Wisconsin) and its bowl game (Georgia Tech), as that was the first time ever that the Gophers won the final game of the season and a bowl game.

Under Fleck, a young Minnesota team beat rival Wisconsin for the first time since 2003 and for the first time on the road since 1994 to claim Paul Bunyan's Axe. The Gophers also downed Purdue's potent offense, as they held the Boilers to a season low in points (10) and yards (233). Minnesota also beat Fresno State, which finished the season ranked No. 18, to give the Bulldogs one of their two defeats on the season. The win against Fresno State also marked the first time that Minnesota beat a team ranked in the final AP poll since 1999.

The Gophers had 112 players on the roster and 58 (51.7%) were freshmen, which was the most in the nation in 2018. The Gophers had 78 underclassmen (69.6%), which ranked tenth in college football.

Fleck played two freshmen quarterbacks (Zack Annexstad, Tanner Morgan) and both threw for more than 1,200 yards and seven touchdowns. Minnesota's two leading rushers (Mohamed Ibrahim, Bryce Williams) were both freshmen and three of Minnesota top-four receivers (Rashod Bateman, Chris Autman-Bell, Demetrius Douglas) were freshmen. On defense, freshman Terrell Smith led Minnesota with eight pass breakups.

Minnesota set a program record as eight Gophers were named Big Ten Player of the Week (record was tied in 2019), and Tyler Johnson became the first Minnesota receiver ever to record 78 catches, 1,169 yards (single season school record) and 12 (single season school record) touchdowns in a season.

In 2017, Fleck led a young and inexperienced Gopher squad, as 49 of Minnesota's 110 players (44.5%) were freshmen or redshirt freshmen and 76 (69%) were underclassmen. Fleck guided Minnesota to a 5-7 record and those five wins were the most by a first-year Gopher head coach new to the program since the legendary Murray Warmath won seven games in 1954.

Fleck won his Gopher debut against Buffalo, which made him the school's first head coach to win his debut since John Gutekunst in 1986 (before Fleck, Minnesota's six most recent head coaches all lost their first game). Minnesota then posted a dominating 48-14 win at Oregon State, which made Fleck the first Gopher coach to win a true road opener since 1954 when Warmath and the Gophers won 46-7 at Pittsburgh.

Minnesota's 34-point win at Oregon State was the Gophers' 11th largest margin of victory in a road game since 1920 and largest since 2006. The 48 points were the most the Gophers scored on the road since they beat Northwestern 49-21 in 1980.

Minnesota posted three 30-point wins in 2017, as it beat Oregon State by 34, Nebraska by 33 and Middle Tennessee by 31. The last time Minnesota won three games by 30 points in the same season was 2005 when it started the year with three straight 30-point wins.

The Gophers beat Nebraska 54-21 in Fleck's first season. The 54 points were the most that the Gophers scored in a Big Ten game since they beat Indiana 63-26 in 2006. The 54 points were the 14th most scored by Minnesota since 1946 and the fifth most against a Big Ten opponent in the same timeframe.

Off the field, Fleck and his team can often be found supporting the University of Minnesota Masonic Children's Hospital and annually host a diaper drive during training camp and a turkey drive during Thanksgiving to give back to the community. Minnesota has also hosted a canned food drive and school supplies drive under Fleck. In the classroom, Minnesota has posted program record GPAs under Fleck.

Fleck came to Minnesota after spending four years as the head coach at Western Michigan, where he was 30-22 overall and 21-11 in the Mid-American Conference. While leading the Broncos, Fleck authored one of the most memorable turnarounds in college football history. The Broncos were 1-11 in his first year in 2013, but ended the 2016 season with a No. 12 ranking, a 13-1 record, a conference championship and a berth in the Cotton Bowl.

The Broncos were 12-0 in the 2016 regular season and posted wins against Big Ten opponents Northwestern and Illinois. Fleck then led his team to a 29-23 win against Ohio in the Mid-American Conference championship game before ending the season with a narrow bowl game defeat to Wisconsin.

Fleck was named MAC Coach of the Year in 2014 and 2016 and in 2016 he the Broncos to their first MAC Championship since 1988.

Earning FBS Region 3 Coach of the Year from the American Football Coaches Association, Fleck was also named a finalist for the Eddie Robinson Award and the George Munger Award after Western Michigan became the first team in MAC history to win each of its eight league games by 14 or more points.

Fleck turned Western Michigan into a pipeline for the NFL as well, as seven of his players were taken in NFL Drafts.

Fleck coached receiver Corey Davis and offensive lineman Taylor Moton while at Western Michigan. Davis, who was the first Consensus All-American in Western Michigan history, caught 91 passes for 1,427

FLECK AT A GLANCE

Born

November 29, 1980

Hometown

Sugar Grove, Ill.

High School

Kaneland High School, 1999

Alma Mater

Northern Illinois, 2004

Family

Wife: Heather

Sons: Gavin and Carter

Daughters: Paisley (P.J.) and Harper

Coaching Honors

2019

- Big Ten Coach of the Year
- AFC Region 3 Coach of the Year
- George Munger Award Finalist
- Dodd Trophy Finalist
- Eddie Robinson Award Finalist
- Bear Bryant Award Finalist
- AFC National Coach of the Year Finalist

2016

- Mid-American Conference Coach of the Year
- FBS Region 3 Coach of the Year
- Eddie Robinson Award finalist
- George Munger Award finalist

2014

- Mid-American Conference Coach of the Year

Coaching Experience

- Jan. 6, 2017-present: Minnesota, Head Coach
- 2013-17: Western Michigan, Head Coach
- 2012: Tampa Bay Buccaneers, Wide Receivers
- 2010-11: Rutgers, Wide Receivers
- 2009: Northern Illinois, Recruiting Coordinator, Wide Receivers
- 2007-08: Northern Illinois, Wide Receivers
- 2006: Ohio State, Graduate Assistant

Playing Experience

- 2004-05: San Francisco 49ers (wide receiver)
- 1999-2003: Northern Illinois (wide receiver)

NFL Draft Picks Who Played For Fleck

Minnesota (head coach)

- 2022 Boye Mafe, LB, Round 2, Pick 40, Seattle Seahawks
- 2022 Daniel Faalele, OL, Round 4, Pick 110, Baltimore Ravens
- 2022 Ezezi Otomewo, DL, Round 5, Pick 165, Minnesota Vikings
- 2022 Ko Kieft, TE, Round 6, Pick 218, Tampa Bay Buccaneers
- 2021 Rashod Bateman, WR, Round 1, Pick 27, Baltimore Ravens
- 2021 Benjamin St-Juste, DB, Round 3, Pick 74, Washington Football Team
- 2020 Antoine Winfield Jr., DB, Round 2, Pick 45, Tampa Bay Buccaneers
- 2020 Tyler Johnson, WR, Round 5, Pick 161, Tampa Bay Buccaneers
- 2020 Kamal Martin, LB, Round 5, Pick 175, Green Bay Packers
- 2020 Carter Coughlin, LB, Round 7, Pick 218, New York Giants
- 2020 Chris Williamson, DB, Round 7, Pick 247, New York Giants
- 2019 Blake Cashman, LB, Round 5, Pick 157, New York Jets

Western Michigan (head coach)

- 2018 Chukwuma Okorafor, OT, Round 3, Pick 92, Pittsburgh Steelers
- 2018 Darius Phillips, DB, Round 5, Pick 170, Cincinnati Bengals
- 2017 Corey Davis, WR, Round 1, Pick 5, Tennessee Titans
- 2017 Taylor Moton, OT, Round 2, Pick 64, Carolina Panthers
- 2017 Keion Adams, LB, Round 7, Pick 248, Pittsburgh Steelers
- 2016 Willie Beavers, OT, Round 4, Pick 121, Minnesota Vikings
- 2016 Daniel Braverman, WR, Round 7, Pick 230, Chicago Bears

Rutgers (wide receivers coach)

- 2012 Mohamed Sanu, WR, Round 3, Pick 83, Cincinnati Bengals

YEAR-BY-YEAR HEAD COACHING RECORD

Year	School	Overall	Postseason	Responsibilities
2013	Western Michigan	1-11	-	Head Coach
2014	Western Michigan	8-5	Famous Idaho Potato Bowl	Head Coach
2015	Western Michigan	8-5	Bahamas Bowl	Head Coach
2016	Western Michigan	13-1	Cotton Bowl	Head Coach
2017	Minnesota	5-7	-	Head Coach
2018	Minnesota	7-6	Quick Lane Bowl	Head Coach
2019	Minnesota	11-2	Outback Bowl	Head Coach
2020	Minnesota	3-4	-	Head Coach
2021	Minnesota	9-4	Guaranteed Rate Bowl	Head Coach

yards and 18 touchdowns in 2016. He ended his career with 5,212 yards in four seasons, which made him the Football Bowl Subdivision all-time career receiving record holder. Davis, who was selected fifth overall in the 2017 NFL Draft, joined Randy Moss as the only Mid-American Conference receiver to be drafted in the first round. Moton signed one of the NFL's most lucrative contracts (four-year, \$72 million) for an offensive lineman in July 2021.

Off the field, Western Michigan had a program-record seven student-athletes named to the 2016 MAC Distinguished Scholar Athlete team and the Bronco team posted a 3.14 program GPA in Fleck's last semester at the school.

Prior to his time at Western Michigan, Fleck served as the wide receivers coach for the NFL's Tampa Bay Buccaneers in 2012 and coached the receivers at Rutgers from 2010-11. He coached receivers and was the recruiting coordinator at Northern Illinois in 2009 and tutored the receivers for the Huskies from 2007-08. Fleck's coaching career began at Ohio State as a graduate assistant in 2006.

Fleck played receiver at Northern Illinois from 1999-2003 and helped lead the Huskies to a No. 10 ranking, a 10-2 record and wins against Maryland, Alabama and Iowa State in his final season. He ranks in the top five in Northern Illinois history in career receptions (179) and receiving yards (2,162). Fleck holds the school record for punt returns (87) and ranks second in punt return yards (716). He earned First Team All-Mid-American Conference in 2003 and was named Academic All-MAC and Second Team CoSIDA Academic All-American. He graduated in 2004 with a bachelor's degree in elementary education.

Fleck played the 2004-05 seasons with the NFL's San Francisco 49ers. He signed with the 49ers as a free agent in 2004 and spent most of his time on the practice squad before seeing action against New England late in the season. He spent the 2005 season on the injured reserve roster and in 2006 he stopped playing professionally and started his coaching career.

Fleck and his wife, Heather, have four children, Gavin, Carter, Paisley (P.J.) and Harper.

COACHING STAFF



JOE ROSSI

Defensive Coordinator / Linebackers
Alma Mater: Allegheny College (2001)

FIFTH SEASON



KIRK CIARROCCA

Offensive Coordinator / Quarterbacks
Alma Mater: Temple (1990)

FOURTH SEASON



KENNI BURNS

Asst. Head Coach / Running Backs
Alma Mater: Indiana (2006)

SIXTH SEASON



BRIAN CALLAHAN

Run Game Coordinator / Offensive Line
Alma Mater: Eastern Illinois (1992)

SIXTH SEASON



DANNY COLLINS

Safeties
Alma Mater: Western Michigan (2014)

FIRST SEASON



PAUL HAYNES

Co-Defensive Coordinator / Cornerbacks
Alma Mater: Kent State (1992)

THIRD SEASON



BRICK HALEY

Defensive Line
Alma Mater: Alabama A&M (1989)

FIRST SEASON



GREG HARBAUGH JR.

Tight Ends
Alma Mater: Averett University (2009)

FIRST SEASON



MATT SIMON

Co-Offensive Coord. / Wide Receivers
Alma Mater: Northern Illinois (2008)

SIXTH SEASON



ROB WENGER

Special Teams Coord. / Rush Ends
Alma Mater: Colgate (2008)

SIXTH SEASON



DAN NICHOL

Head Strength & Conditioning Coach
Alma Mater: Springfield College (2002)

SIXTH SEASON

SUPPORT STAFF



**GERRIT
CHERNOFF**
Asst. AD / General Manager



**DANIEL
IFFT**
Director of Operations



**NORRIES
WILSON**
Director of Player Development



**AUSTIN
STARNES**
Director of Internal Operations



**EMILY
LITWIN**
Chief Admin Officer / Parents Liaison



**MARCUS
HENDRICKSON**
Director of Player Personnel



**JOHN
SCHAECKEL**
Director of Recruiting /
Minnesota HS Liaison




**KRAMER
COOK**
Director of Recruiting
Operations



**JENNA
THOMPSON**
Director of On-Campus
Recruiting



**MATT
CHILDERS**
Director of Video Services



**ANDREW
SMITH**
Asst. for Personnel / Recruiting




**CHANDLER
BUNING**
Asst. for Recruiting / Admin.



**BRENDAN
MCNAMARA**
Asst. Dir. of Video Services



**JOHN
GARGIULO**
Football Creative Director



**AJ
BARRETT**
Recruiting Intern



**BEN
SCHUMACHER**
Asst. Dir. of Athletic Performance




**JACOB
NIEDERMANN**
Asst. Strength & Conditioning



**WILLIE
JONES**
Asst. Strength & Conditioning



**ANDREW
BINDELGLASS**
Defensive Quality Control



**BRIAN
SHEEHAN**
Offensive Quality Control

SUPPORT STAFF



**THOMAS
BARBER**

Defensive Grad Assistant



**CHRISTIAN
PAWOLA**

Defensive Quality Control



**ANGEL
MATUTE**

Offensive Grad Assistant



**NICK
FAUS**

Offensive Grad Assistant



**RYAN
SMITH**

Special Teams Quality Control



**CARLIN
ANDERSON**

Dir. of Sports Psychology



**JACKI
LIENESCH**

Director of Academic Advising



**ROBERT
DAY**

Senior Academic Advisor



**PAUL
ROVNAK**

Athletic Communications



**KARL
ANDERSON**

Athletic Communications



**BRADY
GAGNON**

Head Equipment Manager



**PAUL
ANDERSON**

Asst. Equipment Manager



**PAT
WALKER**

Athletic Performance GA



**RACHEL
STARK**

Assistant Director of Nutrition



**MIKE
SYPNIAK**

Head Athletic Trainer



**ASHLEY
STRAZDAS**

Assistant Athletic Trainer



**JOE
WISNIEWSKI**

Assistant Athletic Trainer



**KATIE
CHEN**

Assistant Athletic Trainer



2021 SEASON REVIEW

2021 SEASON REVIEW

2021 RESULTS/ATTENDANCE

OVERALL: 9-4 (HOME: 4-3, ROAD: 4-1, NEUTRAL: 1-0) // BIG TEN CONFERENCE: 6-3 (HOME: 3-2, ROAD: 3-1)

DATE	OPPONENT	SITE	RESULT	SCORE	RECORD	DURATION	ATTEND.
09/02/2021	Ohio State	Huntington Bank Stadium	L	31-45	0-1, 0-1	03:29	50,805
09/11/2021	Miami (OH)	Huntington Bank Stadium	W	31-26	1-1, 0-1	03:22	43,372
09/18/2021	at Colorado	Boulder, Colo.	W	30-0	2-1, 0-1	03:05	47,482
09/25/2021	Bowling Green	Huntington Bank Stadium	L	10-14	2-2, 0-1	03:16	46,236
10/02/2021	at Purdue	West Lafayette, Ind.	W	20-13	3-2, 1-1	03:09	51,111
10/16/2021	Nebraska	Huntington Bank Stadium	W	30-23	4-2, 2-1	03:26	45,436
10/23/2021	Maryland	Huntington Bank Stadium	W	34-16	5-2, 3-1	03:11	41,011
10/30/2021	at Northwestern	Evanston, Ill.	W	41-14	6-2, 4-1	02:55	28,158
11/06/2021	Illinois	Huntington Bank Stadium	L	6-14	6-3, 4-2	03:12	46,382
11/13/2021	at Iowa	Iowa City, Iowa	L	22-27	6-4, 4-3	03:26	69,250
11/20/2021	at Indiana	Bloomington, Ind.	W	35-14	7-4, 5-3	03:09	38,079
11/27/2021	Wisconsin	Huntington Bank Stadium	W	23-13	8-4, 6-3	03:30	49,736
12/28/2021	vs. West Virginia	Phoenix, Ariz.	W	18-6	9-4, 6-3	03:11	21,220

TEAM STATISTICS

	MINNESOTA	OPPONENTS
Scoring	331	225
Points per game	25.5	17.3
Points Off Turnovers	58	28
First Downs	260	202
Rushing	146	83
Passing	94	101
Penalty	20	18
Rushing Yardage	2575	1268
Yards gained rushing	2870	1529
Yards lost rushing	295	261
Rushing attempts	601	376
Average per rush	4.3	3.4
Average per game	198.1	97.5
TDs Rushing	27	11
Passing Yardage	2106	2356
Comp-Att-Int	152-257-9	205-369-8
Average per pass	8.2	6.4
Average per catch	13.9	11.5
Average per game	162.0	181.2
TDs Passing	12	15
Total Offense	4681	3624
Total plays	858	745
Average per play	5.5	4.9
Average per game	360.1	278.8
Kick returns: #-Yards	18-289	18-300
Punt returns: #-Yards	15-136	9-21
Int returns: #-Yards	8-99	9-43
Kick return average	16.1	16.7
Punt return average	9.1	2.3
Int return average	12.4	4.8
Fumbles-Lost	10-4	18-9
Penalties-Yards	58-589	61-570
Average per game	45.3	43.8
Punts-Yards	47-1961	62-2831
Average per punt	41.7	45.7
Net punt average	41.3	42.2
Kickoffs-Yards	70-4367	55-2981
Average per kick	62.4	54.2
Net kick average	40.4	34.9
Time of possession / game	35:25	24:33
3rd-down conversion	76/170	57/164
3rd-down pct	45%	35%
4rd-down conversion	8/14	7/19
4rd-down pct	57%	37%
Sacks by-Yards	25-176	22-168
Misc Yards	0	0
Touchdowns scored	40	28
Field goals - attempts	17-26	11-14
On-Side kicks	0-0	0-0
Red-zone scores	(42-50) 84%	(23-27) 85%
Red-zone touchdowns	(30-50) 60%	(16-27) 59%
PAT-attempts	(37-40) 93%	(24-28) 86%
Attendance	322978	234080
Games / Avg per game	7/46140	5/46816
Neutral site games	-	1/21220

SCORE BY QUARTERS

	1st	2nd	3rd	4th	OT	Total
Minnesota	46	128	69	88	0	331
Opponents	33	73	55	64	0	225

RUSHING

Player	GP	Att.	Gain	Loss	Net	Avg.	TD	Long	YPG
Ky Thomas	9	166	850	26	824	5.0	6	50	91.6
Mar'Keise Irving	12	133	715	16	699	5.3	4	41	58.3
Trey Potts	5	112	575	23	552	4.9	6	54	110.4
Tanner Morgan	13	59	169	178	-9	-0.2	2	18	-0.7
Bryce Williams	8	37	190	4	186	5.0	3	56	23.3
Cole Kramer	8	36	167	2	165	4.6	2	19	20.6
Mohamed Ibrahim	1	30	164	1	163	5.4	2	56	163.0
Cam Wiley	3	6	6	2	4	0.7	0	3	1.3
Derik LeCaptain	13	3	31	0	31	10.3	1	24	2.4
Daniel Faalele	13	1	2	0	2	2.0	1	2	0.2
Team	13	18	0	43	-43	-2.4	0	0	-3.3
Total	13	601	2870	295	2575	4.3	27	56	198.1
Opponents	13	376	1529	261	1268	3.4	11	71	97.5

PASSING

Player	G	Effic	Cmp-Att-Int	Pct.	Yards	TD	Long	Avg/G
Tanner Morgan	13	134.3	149-250-9	59.6	2044	10	68	157.2
Cole Kramer	8	493.6	3-3-0	100.0	62	2	37	7.8
Team	13	0.0	0-4-0	0.0	0	0	0	0.0
Total	13	136.4	152-257-9	59.1	2106	12	68	162.0
Opponents	13	118.3	205-369-8	55.6	2356	15	72	181.2

RECEIVING

Player	G	No.	Yds	Avg	TD	Long	Avg/G
Chris Autman-Bell	11	36	506	14.1	6	68	46.0
Daniel Jackson	11	25	267	10.7	1	25	24.3
Brevyn Spann-Ford	13	23	296	12.9	1	48	22.8
Michael Brown-Stephens	13	23	392	17.0	1	54	30.2
Dylan Wright	12	18	365	20.3	2	39	30.4
Mar'Keise Irving	12	8	73	9.1	0	36	6.1
Ko Kieft	13	7	101	14.4	1	37	7.8
Ky Thomas	9	6	44	7.3	0	11	4.9
Trey Potts	5	2	14	7.0	0	12	2.8
Brady Boyd	9	2	18	9.0	0	12	2.0
Bryce Williams	8	1	19	19.0	0	19	2.4
Derik LeCaptain	13	1	11	11.0	0	11	0.8
Total	13	152	2106	13.9	12	68	162.0
Opponents	13	205	2356	11.5	15	72	181.2

2021 SEASON REVIEW

TOTAL OFFENSE

Player	G	Plays	Rush	Pass	Total	Avg/G
Tanner Morgan	13	309	-9	2044	2035	156.5
Ky Thomas	9	166	824	0	824	91.6
Mar'Keise Irving	12	133	699	0	699	58.3
Trey Potts	5	112	552	0	552	110.4
Cole Kramer	8	39	165	62	227	28.4
Bryce Williams	8	37	186	0	186	23.3
Mohamed Ibrahim	1	30	163	0	163	163.0
Derik LeCaptain	13	3	31	0	31	2.4
Cam Wiley	3	6	4	0	4	1.3
Daniel Faalele	13	1	2	0	2	0.2
Blaise Andries	13	0	1	0	1	0.1
Team	13	0	-43	0	-43	-3.3
Total	13	858	2575	2106	4681	360.1
Opponents	13	745	1268	2356	3624	278.8

SCORING

Player	TD	FGs	Saf.	PATs					Pts.
				Kick	Rush	Rcv	Pass	DXP	
Matthew Trickett	-	17-25	-	36-38	-	-	-	-	87
Ky Thomas	6	-	-	-	-	-	-	-	36
Trey Potts	6	-	-	-	-	-	-	-	36
Chris Autman-Bell	6	-	-	-	-	-	-	-	36
Mar'Keise Irving	4	-	-	-	-	-	-	-	24
Bryce Williams	3	-	-	-	-	-	-	-	18
Cole Kramer	2	-	-	-	-	-	-	-	12
Dylan Wright	2	-	-	-	-	-	-	-	12
Tanner Morgan	2	-	-	-	-	-	-	-	12
Mohamed Ibrahim	2	-	-	-	-	-	-	-	12
Daniel Faalele	1	-	-	-	-	-	-	-	3
Michael Brown-Stephens	1	-	-	-	-	-	-	-	3
Derik LeCaptain	1	-	-	-	-	-	-	-	3
Ko Kieft	1	-	-	-	-	-	-	-	3
Daniel Jackson	1	-	-	-	-	-	-	-	3
Justin Walley	1	-	-	-	-	-	-	-	3
Brevyn Spann-Ford	1	-	-	-	-	-	-	-	3
Brock Annexstad	-	-	-	-	-	-	-	-	2
Total	40	17-26	36-38	1	0	0	0	0	1331
Opponents	28	11-14	24-25	0	0	0	0	0	225

PUNT RETURNS

Player	No.	Yds	Avg	TD	Long
Brock Annexstad	9	71	7.9	0	15
Trey Potts	6	65	10.8	0	27
Total	15	136	9.1	0	27
Opponents	9	21	2.3	0	7

KICKOFF RETURNS

Player	No.	Yds	Avg	TD	Long
Mar'Keise Irving	8	194	24.3	0	41
Bryce Williams	5	60	12.0	0	22
Karter Shaw	1	8	8.0	0	8
Phillip Howard	1	10	10.0	0	10
Chris Autman-Bell	1	0	0.0	0	0
Derik LeCaptain	1	0	0.0	0	0
Trey Potts	1	17	17.0	0	17
Total	18	289	16.1	0	41
Opponents	18	300	16.7	0	27

FUMBLE RETURNS

Player	No.	Yds	Avg	TD	Long
Justus Harrus	2	0	0.0	0	0
Justin Walley	2	25	12.5	1	25
Coney Durr	1	0	0.0	0	0
Bishop McDonald	1	0	0.0	0	0
Terrell Smith	1	0	0.0	0	0
Val Martin	1	0	0.0	0	0
Total	8	25	2.7	1	25
Opponents	4	0	0.0	0	0

INTERCEPTION RETURNS

Player	No.	Yds	Avg	TD	Long
Tyler Nubin	3	42	14.0	0	20
Phillip Howard	1	24	24.0	0	24
Terrell Smith	1	23	23.0	0	23
Mariano Sori-Marin	1	10	10.0	0	10
Michael Dixon	1	0	0.0	0	0
Justin Walley	1	0	0.0	0	0
Total	8	99	12.4	0	24
Opponents	9	43	4.8	1	25

ALL-PURPOSE YARDAGE

Player	G	Rush	Rec	PR	KOR	IR	Tot	Avg/G
Mar'Keise Irving	12	699	73	0	194	0	966	80.5
Ky Thomas	9	824	44	0	0	0	868	96.4
Trey Potts	5	552	14	65	17	0	648	129.6
Chris Autman-Bell	11	0	506	0	0	0	506	46.0
Michael Brown-Stephens	13	0	392	0	0	0	392	30.2
Dylan Wright	12	0	365	0	0	0	365	30.4
Brevyn Spann-Ford	13	0	296	0	0	0	296	22.8
Daniel Jackson	11	0	267	0	0	0	267	24.3
Bryce Williams	8	186	19	0	60	0	265	33.1
Cole Kramer	8	165	0	0	0	0	165	20.6
Mohamed Ibrahim	1	163	0	0	0	0	163	163.0
Ko Kieft	13	0	101	0	0	0	101	7.8
Brock Annexstad	12	0	0	71	0	0	71	5.9
Tyler Nubin	13	0	0	0	0	42	42	3.2
Derik LeCaptain	13	31	11	0	0	0	42	3.2
Phillip Howard	13	0	0	0	10	24	34	2.6
Terrell Smith	10	0	0	0	0	23	23	2.3
Brad Boydy	9	0	18	0	0	0	18	2.0
Mariano Sori-Marin	13	0	0	0	0	10	10	0.8
Karter Shaw	9	0	0	0	8	0	8	0.9
Cam Wiley	3	4	0	0	0	0	4	1.3
Daniel Faalele	13	2	0	0	0	0	2	0.2
Blaise Andries	13	1	0	0	0	0	1	0.1
Tanner Morgan	13	-9	0	0	0	0	-9	-0.7
Team	13	-43	0	0	0	0	-43	-3.3
Total	13	2575	2106	136	289	99	5205	400.4
Opponents	13	1268	2356	21	300	43	3988	306.8

PUNTING

Player	No.	Yds	Avg	Long	TB	FC	I20	50+	Blkd
Mark Crawford	47	1961	41.7	60	1	16	24	6	0
Total	47	1961	41.7	60	1	16	24	6	0
Opponents	62	2831	45.7	77	4	27	16	18	0

KICKOFFS

Player	No.	Yds	Avg	TB	OB
Dragan Kesich	67	4197	62.6	42	0
Matthew Trickett	3	170	56.7	2	0
Total	70	4367	62.4	44	0
Opponents	55	2981	54.2	17	1

FIELD GOALS

Player	FGM-FGA	Pct	01-19	20-29	30-39	40-49	50+	Lg	Blk
Matthew Trickett	17-25	68.0	0-0	4-6	8-9	4-6	1-4	50	1
Dragan Kesich	0-1	0.0	0-0	0-0	0-0	0-0	0-1	0	1
Opponents	11-14	78.6	0-0	4-5	2-3	3-4	2-2	50	0

2021 SEASON REVIEW

DEFENSIVE STATISTICS

#	Player	GP	Solo	Ast	Total	TFL/Yds	Sacks	Int	PBU	FR	FF	Blk	Saf
47	Gibbens, Jack	13	56	36	92.0	4.5-9	0-0	0	3	0	1	0	0
55	Sori-Marin, Mariano	13	45	40	85.0	5.0-7	0-0	1	3	0	2	0	0
27	Nubin, Tyler	13	38	14	52.0	1.0-8	1.0-8	3	2	0	0	0	0
23	Howden, Jordan	12	34	9	43.0	1.5-4	0-0	0	5	0	0	0	0
16	Durr, Coney	13	27	13	40.0	4.0-18	1.5-12	0	5	1	0	0	0
34	Mafe, Boye	13	26	8	34.0	10.0-48	7.0-41	0	0	0	1	0	0
21	Harris, Justus	13	20	11	31.0	3.5-7	0-0	0	2	2	1	0	0
8	Rush, Thomas	13	19	12	31.0	7.5-56	5.5-51	0	1	0	0	0	0
9	Otomewo, Esezi	13	24	6	30.0	4.5-26	3.0-23	0	0	0	0	0	1
5	Pinckney, Nyles	13	18	11	29.0	3.5-17	2.5-17	0	0	0	1	0	0
0	Walley, Justin	13	21	8	29.0	0-0	0-0	1	7	2	1	0	0
14	Oliver, Braelen	13	20	4	24.0	0.5-1	0-0	0	1	0	1	0	0
99	Carter, Trill	12	12	8	20.0	5.0-15	1.0-4	0	2	0	0	0	0
18	Dew-Treadway, Micah	13	8	8	16.0	2.0-7	0.5-5	0	1	0	0	0	0
4	Smith, Terell	10	11	5	16.0	0-0	0-0	1	2	1	0	0	0
20	Willis, Donald	13	13	3	16.0	0.5-1	0-0	0	2	0	0	0	0
2	Howard, Phillip	13	11	3	14.0	0-0	0-0	1	1	0	0	0	0
11	Dixon, Michael	13	7	5	12.0	0-0	0-0	1	0	0	0	0	0
36	McDonald, Bishop	12	5	3	8.0	0-0	0-0	0	0	0	1	0	0
3	Anderson, MJ	10	3	4	7.0	1.0-3	1.0-3	0	2	0	0	0	0
56	Martin, Val	8	4	2	6.0	1.0-3	0-0	0	0	1	0	0	0
13	Gordon IV, DJ	12	5	0	5.0	0-0	0-0	0	0	0	1	0	0
15	Burns, Jaqwondis	7	1	2	3.0	1.0-10	1.0-10	0	0	0	0	0	0
44	Cheney Jr., Rashad	6	1	2	3.0	0-0	0-0	0	0	0	0	0	0
45	Lindenberg, Cody	3	2	1	3.0	0-0	0-0	0	0	0	0	0	0
1	Swenson, Calvin	13	3	0	3.0	0-0	0-0	0	0	0	0	0	0
37	Weeks, Brady	13	0	2	2.0	0-0	0-0	0	0	0	0	0	0
12	Glaze, Jalen	13	1	0	1.0	0-0	0-0	0	0	0	0	0	0
4	Irving, Mar'Keise	12	1	0	1.0	0-0	0-0	0	0	0	0	0	0
9	Jackson, Daniel	11	1	0	1.0	0-0	0-0	0	0	0	0	0	0
90	Joyner, Jah	4	1	0	1.0	1.0-2	1.0-2	0	0	0	0	0	0
87	Kallerup, Nick	13	1	0	1.0	0-0	0-0	0	0	0	0	0	0
35	LeCaptain, Derik	13	1	0	1.0	0-0	0-0	0	0	0	0	0	0
96	Richter, Logan	4	1	0	1.0	0-0	0-0	0	0	0	0	0	0
92	Striggow, Danny	13	1	0	1.0	1.0-1	0-0	0	0	0	0	0	0
97	Logan-Redding, Jalen	4	0	0	0	0-0	0-0	0	1	0	0	0	0
Total		13	442	220	662.0	58.0-243	25.0-176	8	40	7	10	0	1
Opponents		13	542	336	878.0	65.0-258	22.0-168	9	38	4	7	2	0

2021 SEASON REVIEW

TEAM GAME-BY-GAME COMPARISON (MINNESOTA/OPPONENT)

Opponent	Score	1st Downs	Rushing	Passing	Penalty	Rushes-Yds	C-A-I	Pass Yds	Total Plays-Yds	Return Yds	TOs
Ohio State	45-31	24/17	9/8	12/8	5/5	50-203 / 26-201	14-25-0 / 13-22-1	205/294	75-408 / 48-495	49/52	2/1
Miami (OH)	31-26	19/20	11/6	6/12	4/4	46-175 / 30-104	8-17-0 / 16-31-1	112/237	63-287 / 61-341	82/20	0/2
at Colorado	0-30	22/6	13/3	8/3	4/3	53-277 / 21-19	11-17-0 / 12-24-0	164/82	70-441 / 45-63	44/30	0/2
Bowling Green	14-10	12/12	10/2	2/6	7/4	44-182 / 25-22	5-13-2 / 19-36-1	59/170	57-241 / 61-192	82/7	3/2
at Purdue	13-20	12/28	6/6	4/20	4/3	35-125 / 34-77	9-18-0 / 34-52-1	169/371	53-294 / 86-448	43/0	0/2
Nebraska	30-23	22/19	12/6	9/12	3/3	43-182 / 31-136	21-25-2 / 18-33-0	214/241	68-396 / 64-377	34/6	2/0
Maryland	34-16	26/14	17/7	6/6	4/8	56-326 / 23-79	8-13-0 / 17-27-0	125/189	69-451 / 50-268	20/12	0/1
at Northwestern	14-41	27/13	18/9	8/4	4/4	53-308 / 31-143	12-17-1 / 11-22-0	134/98	70-442 / 53-241	38/48	1/1
Illinois	14-6	20/17	7/13	10/4	4/7	35-89 / 48-185	16-30-2 / 7-10-0	200/80	65-289 / 58-265	23/18	2/0
at Iowa	22-27	23/12	14/3	8/8	5/3	50-189 / 25-71	15-33-0 / 11-24-0	220/206	83-409 / 49-277	8/77	0/1
at Indiana	14-35	20/12	10/8	9/4	4/4	48-195 / 33-141	14-20-0 / 8-19-2	196/77	68-391 / 52-218	61/27	0/2
Wisconsin	23-13	16/17	6/5	8/7	7/8	37-75 / 22-62	11-16-1 / 21-38-1	199/171	53-274 / 60-233	49/80	1/1
vs. West Virginia	18-6	17/15	13/7	4/7	3/4	51-249 / 27-66	8-13-1 / 18-31-1	109/140	64-358 / 58-206	16/19	2/1

Opponent	3rd Down	4th Down	Time Poss	Margin	Yds/Rush	Yds/Pass	Yds/Play	Punting	Penalty Yds
Ohio State	8-14 / 4-8	1-1 / 0-0	38:41 / 21:19	17:22	4.06 / 7.73	8.20 / 13.36	6.13 / 10.55	3-38.7 / 2-43	5-50 / 5-48
Miami (OH)	7-14 / 6-14	0-0 / 0-0	32:36 / 27:24	5:12	3.80 / 3.47	6.59 / 7.65	5.20 / 5.56	5-38.2 / 3-35	4-45 / 4-50
at Colorado	3-11 / 2-12	1-1 / 0-2	40:13 / 19:47	20:26	5.23 / -0.90	9.65 / 3.42	7.44 / 1.26	4-43.2 / 8-51.9	4-34 / 3-30
Bowling Green	6-14 / 2-14	0-0 / 1-1	31:30 / 28:30	3:0	4.14 / 0.88	4.54 / 4.72	4.34 / 2.80	5-38.6 / 8-44.1	7-71 / 4-30
at Purdue	5-13 / 7-18	0-0 / 2-3	26:38 / 33:22	6:44	3.57 / 2.26	9.39 / 7.13	6.48 / 4.70	6-51.3 / 4-43.8	4-55 / 3-30
Nebraska	3-9 / 4-12	1-1 / 0-2	38:01 / 21:59	16:2	4.23 / 3.49	8.56 / 7.30	6.40 / 5.85	4-43.2 / 4-48.2	3-25 / 3-25
Maryland	7-12 / 5-11	0-0 / 0-1	37:35 / 22:25	15:10	5.82 / 3.43	9.62 / 7.00	7.72 / 5.22	1-47 / 4-51	4-50 / 8-79
at Northwestern	10-14 / 4-11	0-0 / 1-3	40:09 / 19:51	20:18	5.81 / 4.61	7.88 / 4.45	6.85 / 4.53	1-46 / 3-49.3	4-35 / 4-33
Illinois	3-13 / 5-12	1-3 / 0-0	29:40 / 30:20	0:40	2.54 / 3.85	6.67 / 8.00	4.60 / 5.93	4-44.8 / 7-43.7	4-35 / 7-72
at Iowa	7-19 / 4-12	3-4 / 1-1	40:02 / 19:40	20:22	3.78 / 2.84	6.67 / 8.58	5.22 / 5.71	4-36 / 5-45.6	5-50 / 3-30
at Indiana	7-13 / 7-13	1-2 / 0-1	36:43 / 23:17	13:26	4.06 / 4.27	9.80 / 4.05	6.93 / 4.16	4-36.8 / 5-46.6	4-30 / 4-50
Wisconsin	5-11 / 4-14	0-0 / 1-3	30:10 / 29:50	0:20	2.03 / 2.82	12.44 / 4.50	7.23 / 3.66	3-37.7 / 3-41.7	7-82 / 8-73
vs. West Virginia	5-13 / 3-13	0-1 / 1-2	38:29 / 21:31	16:58	4.88 / 2.44	8.38 / 4.52	6.63 / 3.48	3-43.7 / 7-42.7	3-27 / 4-20

2022 MINNESOTA STARTING LINEUPS - OFFENSE

Opponent	QB	RB	WR	TE	LT	LG	C	RG	RT	OL/WR	OL/WR/TE
Ohio State	Morgan	Ibrahim	Jackson	Kieft	Andries	Olson	Schmitz	Dunlap, Jr.	Faaele	Schlueter (OL)	Ruschmeyer, A. (OL)
Miami (OH)	Morgan	Potts	Jackson	Kieft	Andries	Olson	Schmitz	Dunlap, Jr.	Faaele	Schlueter (OL)	Wright (WR)
at Colorado	Morgan	Potts	Autman-Bell	Kieft	Andries	Olson	Schmitz	Dunlap, Jr.	Faaele	Schlueter (OL)	Jackson (WR)
Bowling Green	Morgan	Potts	Autman-Bell	Kieft	Schlueter	Olson	Schmitz	Andries	Faaele	Brown-Stephens (WR)	Jackson (WR)
at Purdue	Morgan	Potts	Jackson	Kieft	Schlueter	Olson	Schmitz	Andries	Faaele	Brown-Stephens (WR)	Spann-Ford (TE)
Nebraska	Morgan	Williams	Autman-Bell	Kieft	Schlueter	Olson	Schmitz	Boe	Andries	Ruschmeyer, A. (OL)	Brown-Stephens (WR)
Maryland	Morgan	Williams	Autman-Bell	Kieft	Schlueter	Olson	Schmitz	Andries	Faaele	Wright (WR)	Brown-Stephens (WR)
at Northwestern	Morgan	Williams	Autman-Bell	Kieft	Schlueter	Olson	Schmitz	Andries	Faaele	Ruschmeyer, A. (OL)	Brown-Stephens (WR)
Illinois	Morgan	Thomas	Autman-Bell	Kieft	Schlueter	Olson	Schmitz	Andries	Faaele	Jackson (WR)	Brown-Stephens (WR)
at Iowa	Morgan	Thomas	Autman-Bell	Kieft	Schlueter	Olson	Schmitz	Andries	Faaele	Jackson (WR)	Brown-Stephens (WR)
at Indiana	Morgan	Thomas	Autman-Bell	Kieft	Schlueter	Olson	Schmitz	Andries	Faaele	Brown-Stephens (WR)	Spann-Ford (TE)
Wisconsin	Morgan	Thomas	Autman-Bell	Kieft	Schlueter	Olson	Schmitz	Andries	Faaele	Brown-Stephens (WR)	Spann-Ford (TE)
vs. West Virginia	Morgan	Thomas	Autman-Bell	Kieft	Schlueter	Olson	Schmitz	Andries	Faaele	Brown-Stephens (WR)	Jackson (WR)

2022 MINNESOTA STARTING LINEUPS - DEFENSE

Opponent	DE	DT	DT	DE	LB	LB	DB/LB	CB	CB	S	S
Ohio State	Otomewo	Pinckney	Carter	Mafe	Gibbens	Sori-Marin	Harris (DB)	Smith	Durr	Howden	Nubin, T.
Miami (OH)	Otomewo	Pinckney	Carter	Mafe	Gibbens	Sori-Marin	Oliver (LB)	Smith	Durr	Dixon	Nubin, T.
at Colorado	Otomewo	Carter	Dew-Treadway	Rush	Gibbens	Sori-Marin	Harris (DB)	Smith	Durr	Howden	Nubin, T.
Bowling Green	Otomewo	Pinckney	Carter	Rush	Gibbens	Sori-Marin	Oliver (LB)	Smith	Durr	Howden	Nubin, T.
at Purdue	Otomewo	Pinckney	Carter	Rush	Gibbens	Sori-Marin	Harris (DB)	Smith	Durr	Howden	Nubin, T.
Nebraska	Otomewo	Pinckney	Carter	Rush	Gibbens	Sori-Marin	Harris (DB)	Smith	Durr	Howden	Nubin, T.
Maryland	Otomewo	Pinckney	Carter	Mafe	Gibbens	Sori-Marin	Oliver (LB)	Smith	Durr	Howden	Nubin, T.
at Northwestern	Otomewo	Pinckney	Dew-Treadway	Mafe	Gibbens	Sori-Marin	Harris (DB)	Walley	Durr	Howden	Nubin, T.
Illinois	Otomewo	Pinckney	Carter	Mafe	Gibbens	Sori-Marin	Oliver (LB)	Walley	Durr	Howden	Nubin, T.
at Iowa	Otomewo	Pinckney	Carter	Mafe	Gibbens	Sori-Marin	Oliver (LB)	Walley	Durr	Howden	Nubin, T.
at Indiana	Otomewo	Pinckney	Carter	Mafe	Gibbens	Sori-Marin	Oliver (LB)	Walley	Durr	Howden	Nubin, T.
Wisconsin	Otomewo	Pinckney	Dew-Treadway	Mafe	Gibbens	Sori-Marin	Oliver (LB)	Walley	Durr	Howden	Nubin, T.
vs. West Virginia	Otomewo	Pinckney	Carter	Mafe	Gibbens	Sori-Marin	Harris (DB)	Walley	Durr	Howden	Nubin, T.

2021 SEASON REVIEW

MINNESOTA SCORING DRIVES

OPPONENT	PLAYS-YDS	TOP	QTR	CLOCK	SCORING PLAY
Ohio State	6-80	3:34	2	9:11	Dylan Wright 13-yard pass from Tanner Morgan (Matthew Trickett kick good)
Ohio State	8-37	4:41	2	3:32	Mohamed Ibrahim 1-yard rush (Matthew Trickett kick good)
Ohio State	5-75	2:40	3	10:03	Mohamed Ibrahim 19-yard rush (Matthew Trickett kick good)
Ohio State	12-47	6:39	4	10:39	Matthew Trickett 46-yard field goal
Ohio State	9-75	4:12	4	5:31	Bryce Williams 2-yard rush (Matthew Trickett kick good)
Miami (OH)	7-42	3:50	1	9:29	Trey Potts 4-yard rush (Matthew Trickett kick good)
Miami (OH)	8-89*	4:04	2	10:09	Dylan Wright 25-yard pass from Tanner Morgan (Matthew Trickett kick good)
Miami (OH)	8-57	5:15	2	3:56	Daniel Jackson 6-yard pass from Tanner Morgan (Matthew Trickett kick good)
Miami (OH)	5-53	2:31	4	9:53	Trey Potts 21-yard rush (Matthew Trickett kick good)
Miami (OH)	4-0	2:06	4	6:15	Matthew Trickett 50-yard field goal
Colorado	8-82	4:28	2	12:19	Trey Potts 13-yard rush (Matthew Trickett kick missed (hit right upright))
Colorado	6-62	3:40	2	5:38	Trey Potts 2-yard rush (Matthew Trickett kick good)
Colorado	7-43	4:05	3	0:23	Trey Potts 3-yard rush (Matthew Trickett kick good)
Colorado	5-22	2:50	4	9:53	Matthew Trickett 33-yard field goal
Colorado	5-77	3:07	4	5:09	Ky Thomas 14-yard rush (Matthew Trickett kick good)
Bowling Green	4-5	1:25	1	6:23	Matthew Trickett 36-yard field goal
Bowling Green	7-57	3:54	3	11:00	Cole Kramer 19-yard rush (Matthew Trickett kick good)
Purdue	4-44	2:09	1	10:03	Chris Autman-Bell 32-yard pass from Tanner Morgan (Matthew Trickett kick good)
Purdue	7-59	2:56	2	4:49	Matthew Trickett 42-yard field goal
Purdue	3-75	1:10	3	13:50	Trey Potts 4-yard rush (Matthew Trickett kick good)
Purdue	10-40	4:37	4	1:46	Matthew Trickett 38-yard field goal
Nebraska	14-61	7:42	1	6:33	Brevyn Spann-Ford 5-yard pass from Cole Kramer (Matthew Trickett kick good)
Nebraska	7-79	4:06	2	14:53	Michael Brown-Stephens 28-yard pass from Tanner Morgan (Matthew Trickett kick good)
Nebraska	8-75	3:54	2	1:53	Chris Autman-Bell 7-yard pass from Tanner Morgan (Matthew Trickett kick good)
Nebraska	5-72	2:33	4	2:12	Bryce Williams 56-yard rush (Matthew Trickett kick good)
Maryland	10-52	4:41	1	3:41	Matthew Trickett 37-yard field goal
Maryland	7-86	3:10	2	13:48	Cole Kramer 2-yard rush (Matthew Trickett kick good)
Maryland	7-68	3:41	2	8:20	Ky Thomas 10-yard rush (Matthew Trickett kick good)
Maryland	11-75	5:42	3	9:18	Bryce Williams 2-yard rush (Matthew Trickett kick good)
Maryland	4-34	1:58	3	5:31	Mar'Keise Irving 9-yard rush (Matthew Trickett kick good)
Maryland	13-55	8:42@	4	8:58	Matthew Trickett 43-yard field goal
Northwestern	13-67	7:05	1	7:55	Matthew Trickett 26-yard field goal
Northwestern	---	---	1	7:44	Justin Walley 25-yard fumble return (Matthew Trickett kick good)
Northwestern	11-48	5:37	1	0:52	Matthew Trickett 30-yard field goal
Northwestern	11-75	7:04	2	4:47	Mar'Keise Irving 3-yard rush (Matthew Trickett kick good)
Northwestern	11-71	6:21	4	14:54	Tanner Morgan 18-yard rush (Matthew Trickett kick good)
Northwestern	5-43	3:26	4	9:33	Mar'Keise Irving 41-yard rush (Matthew Trickett kick good)
Northwestern	9-54	4:40	4	1:56	Derik LeCaptain 24-yard rush (Matthew Trickett kick good)
Illinois	13-86	4:56	4	4:49	Tanner Morgan 1-yard rush (Matthew Trickett kick missed)
Iowa	15-73^	7:42	1	2:07	Matthew Trickett 20-yard field goal
Iowa	6-59	3:16	2	5:27	Ko Kieft 37-yard pass from Cole Kramer (Matthew Trickett kick good)
Iowa	9-32	4:17	2	0:00	Matthew Trickett 31-yard field goal
Iowa	11-64	5:37	3	6:14	Matthew Trickett 29-yard field goal
Iowa	5-82	3:00	4	5:28	Chris Autman-Bell 68-yard pass from Tanner Morgan (Two-point pass attempt failed)
Indiana	12-68	6:02	2	6:04	Ky Thomas 2-yard rush (Matthew Trickett kick good)
Indiana	6-66	3:04	2	0:46	Ky Thomas 1-yard rush (Matthew Trickett kick good)
Indiana	3-31	0:21	2	0:09	Chris Autman-Bell 14-yard pass from Tanner Morgan (Matthew Trickett kick good)
Indiana	8-56	4:19	3	2:28	Chris Autman-Bell 9-yard pass from Tanner Morgan (Matthew Trickett kick good)
Indiana	7-46	4:16	4	3:41	Mar'Keise Irving 3-yard rush (Matthew Trickett kick good)
Wisconsin	14-65	7:31	1	7:29	Matthew Trickett 28-yard field goal
Wisconsin	8-53	4:03	2	8:19	Matthew Trickett 31-yard field goal
Wisconsin	2-28	0:39	3	13:24	Ky Thomas 2-yard rush (Matthew Trickett kick good)
Wisconsin	7-74	4:31	3	1:56	Chris Autman-Bell 27-yard pass from Tanner Morgan (Matthew Trickett kick good)
Wisconsin	9-52	5:36	4	6:08	Matthew Trickett 36-yard field goal
West Virginia	7-54	4:00	2	14:19	Daniel Faalele 2-yard rush (Brock Annexstad rush good)
West Virginia	4-61	5:31	2	2:14	Ky Thomas 5-yard rush (Matthew Trickett kick good)
West Virginia	8-39	4:58	3	5:53	Matthew Trickett 49-yard field goal

^ Longest drive by plays | * Longest drive by yards | @ Longest Drive by Time

OPPONENT SCORING DRIVES

OPPONENT	PLAYS-YDS	TOP	QTR	CLOCK	SCORING PLAY
Ohio State	5-92*	1:42	1	7:22	Miyan Williams 71-yard rush (Noah Ruggles kick good)
Ohio State	14-74	6:47	2	12:50	Noah Ruggles 35-yard field goal
Ohio State	7-81	2:13	3	12:43	Chris Olave 38-yard pass from C.J. Stroud (Noah Ruggles kick good)
Ohio State	1-56	0:08	3	5:12	Garrett Wilson 56-yard pass from C.J. Stroud (Noah Ruggles kick good)
Ohio State	---	---	3	2:18	Haskell Garrett 32-yard fumble return (Noah Ruggles kick good)
Ohio State	3-75	0:56	4	9:43	TreVeyon Henderson 70-yard pass from C.J. Stroud (Noah Ruggles kick good)
Ohio State	2-75	0:52	4	4:39	Chris Olave 61-yard pass from C.J. Stroud (Noah Ruggles kick good)
Miami (OH)	10-50	4:06	2	14:18	Graham Nicholson 46-yard field goal
Miami (OH)	8-59	3:20	3	10:48	AJ Mayer 1-yard rush (Graham Nicholson kick good)
Miami (OH)	8-57	4:20	3	1:39	Graham Nicholson 45-yard field goal
Miami (OH)	9-60	1:59	4	12:32	Jack Sorensen 23-yard pass from Brett Gabbert (Graham Nicholson kick good)
Miami (OH)	8-75	2:32	4	3:43	Mac Hippenhammer 33-yard pass from Brett Gabbert (Two-point pass attempt failed)
Bowling Green	4-24	1:59	2	6:19	Matt McDonald 1-yard rush (Nate Needham kick good)
Bowling Green	8-65	4:00	3	0:31	Matt McDonald 3-yard rush (Nate Needham kick good)
Purdue	10-56	3:56	1	6:07	Mitchell Fineran 36-yard field goal
Purdue	15-91^	5:03	2	13:40	Milton Wright 7-yard pass from Aidan O'Connell (Mitchell Fineran kick good)
Purdue	11-68	4:37	2	0:12	Mitchell Fineran 24-yard field goal
Nebraska	6-43	2:34	1	3:59	Connor Culp 50-yard field goal
Nebraska	9-68	3:21	2	5:47	Rahmir Johnson 6-yard rush (Connor Culp kick wide left)
Nebraska	3-45	0:42	3	9:29	Rahmir Johnson 1-yard rush (Connor Culp kick good)
Nebraska	6-75	1:00	4	1:12	Austin Allen 9-yard pass from Adrian Martinez (Connor Culp kick good)
Maryland	8-39	3:44	1	8:28	Joseph Petrino 47-yard field goal
Maryland	8-75	4:15	2	4:05	Tayon Fleet-Davis 13-yard rush (Joseph Petrino kick good)
Maryland	12-91	3:25	4	1:31	Marcus Fleming 17-yard pass from Taulia Tagovailoa (Two-point pass attempt failed)
Northwestern	11-75	4:01	2	11:51	Evan Hull 6-yard pass from Andrew Marty (Charlie Kuhbander kick good)
Northwestern	9-74	2:51	4	6:37	Berkeley Holman 17-yard pass from Andrew Marty (Charlie Kuhbander kick good)
Illinois	8-49	3:51	1	8:15	Isaiah Williams 2-yard rush (James McCourt kick good)
Illinois	11-86	5:49	2	14:55	Tip Reiman 15-yard pass from Brandon Peters (James McCourt kick good)
Iowa	10-39	3:47	1	9:49	Caleb Shudak 50-yard field goal
Iowa	9-73	3:30	2	13:32	Alex Padilla 1-yard rush (Caleb Shudak kick good)
Iowa	1-72	0:11	3	11:51	Charlie Jones 72-yard pass from Alex Padilla (Caleb Shudak kick good)
Iowa	5-58	1:50	4	12:49	Keagan Johnson 27-yard pass from Alex Padilla (Caleb Shudak kick good)
Iowa	4-(-8)	1:37	4	1:37	Caleb Shudak 29-yard field goal
Indiana	14-92*	6:24	1	0:17	Donaven McCulley 11-yard rush (Charles Campbell kick good)
Indiana	7-69	3:13	4	0:22	Malachi Holt-Bennett 29-yard pass from Grant Gremel (Charles Campbell kick good)
Wisconsin	15-85^	9:52@	2	12:37	Collin Larsh 25-yard field goal
Wisconsin	---	---	2	12:22	Scott Nelson 25-yard interception return (Collin Larsh kick good)
Wisconsin	11-66	6:49	3	6:35	Collin Larsh 28-yard field goal
vs. West Virginia	12-75	5:31	2	8:48	Jarret Doege 1-yard rush (two-point conversion failed)

^ Longest drive by plays | * Longest drive by yards | @ Longest Drive by Time

2021 SEASON REVIEW

MINNESOTA INDIVIDUAL GAME HIGHS

Rushes	34	Potts, Trey vs Miami (OH) (09/11/2021)
Yards Rushing	178	Potts, Trey vs Miami (OH) (09/11/2021)
TD Rushes	3	Potts, Trey vs Colorado (09/18/2021)
Long Rush	56	Ibrahim, Mohamed vs Ohio State (09/02/2021)
	56	Williams, Bryce vs Nebraska (10/16/2021)
Pass Attempts	30	Morgan, Tanner vs Iowa (11/13/2021)
Pass Completions	20	Morgan, Tanner vs Nebraska (10/16/2021)
Yards Passing	209	Morgan, Tanner vs Nebraska (10/16/2021)
TD Passes	2	Morgan, Tanner vs Miami (OH) (09/11/2021)
	2	Morgan, Tanner vs Nebraska (10/16/2021)
	2	Morgan, Tanner vs Indiana (11/20/2021)
Longest Pass	68	Morgan, Tanner vs Iowa (11/13/2021)
Receptions	11	Autman-Bell, Chris vs Nebraska (10/16/2021)
Yards Receiving	109	Autman-Bell, Chris vs Iowa (11/13/2021)
TD Receptions	2	Autman-Bell, Chris vs Indiana (11/20/2021)
Longest Reception	68	Autman-Bell, Chris vs Iowa (11/13/2021)
Field Goals	3	Trickett, Matthew vs Wisconsin (11/27/2021)
	3	Trickett, Matthew vs Iowa (11/13/2021)
Longest Field Goal	50	Trickett, Matthew vs Miami (OH) (09/11/2021)
Punts	6	Crawford, Mark vs Purdue (10/02/2021)
Punting Average	51.3	Crawford, Mark vs Purdue (10/02/2021)
Longest Punt	60	Crawford, Mark vs Purdue (10/02/2021)
Longest Punt Return	27	Potts, Trey vs Bowling Green (09/25/2021)
Longest Kickoff Return	41	Irving, Mar'Keise vs Miami (OH) (09/11/2021)
Tackles	12	Sori-Marin, Mariano vs Illinois (11/06/2021)
Sacks	2	Mafe, Boye vs Bowling Green (09/25/2021)
	2	Otomewo, Ezeji vs West Virginia (12/28/2021)
	2	Mafe, Boye vs Colorado (09/18/2021)
	2	Rush, Thomas vs Colorado (09/18/2021)
Interceptions	1	Smith, Terrell vs Ohio State (09/02/2021)
	1	Nubin, Tyler vs Miami (OH) (09/11/2021)
	1	Sori-Marin, Mariano vs Bowling Green (09/25/2021)
	1	Walley, Justin vs Wisconsin (11/27/2021)
	1	Dixon, Michael vs West Virginia (12/28/2021)
	1	Nubin, Tyler vs Purdue (10/02/2021)
	1	Howard, Phillip vs Indiana (11/20/2021)
	1	Nubin, Tyler vs Indiana (11/20/2021)

MINNESOTA TEAM GAME HIGHS

Rushes	56	vs Maryland (10/23/2021)
Yards Rushing	326	vs Maryland (10/23/2021)
TD Rushes	4	vs Maryland (10/23/2021)
Pass Attempts	33	vs Iowa (11/13/2021)
Pass Completions	21	vs Nebraska (10/16/2021)
Yards Passing	220	vs Iowa (11/13/2021)
TD Passes	3	vs Nebraska (10/16/2021)

OPPONENT INDIVIDUAL GAME HIGHS

Rushes	32	Brown, Chase vs Illinois (11/06/2021)
Yards Rushing	147	Brown, Chase vs Illinois (11/06/2021)
TD Rushes	2	McDonald, Matt vs Bowling Green (09/25/2021)
	2	Johnson, Rahmir vs Nebraska (10/16/2021)
Long Rush	71	Williams, Miyan vs Ohio State (09/02/2021)
Pass Attempts	52	O'Connell, Aidan vs Purdue (10/02/2021)
Pass Completions	34	O'Connell, Aidan vs Purdue (10/02/2021)
Yards Passing	371	O'Connell, Aidan vs Purdue (10/02/2021)
TD Passes	4	Stroud, C.J. vs Ohio State (09/02/2021)
Longest Pass	72	Padilla, Alex vs Iowa (11/13/2021)
Receptions	6	Sorenson, Jack vs Miami (OH) (09/11/2021)
	6	Sims, Christian vs Bowling Green (09/25/2021)
	6	Wright, Milton vs Purdue (10/02/2021)
	6	Bell, David vs Purdue (10/02/2021)
	6	Doerue, King vs Purdue (10/02/2021)
Yards Receiving	121	Allen, Austin vs Nebraska (10/16/2021)
TD Receptions	2	Olave, Chris vs Ohio State (09/02/2021)
Longest Reception	72	Jones, Charlie vs Iowa (11/13/2021)
Field Goals	2	Nicholson, Graham vs Miami (OH) (09/11/2021)
	2	Larsh, Collin vs Wisconsin (11/27/2021)

	2	Fineran, Mitchell vs Purdue (10/02/2021)
	2	Shudak, Caleb vs Iowa (11/13/2021)
Longest Field Goal	50	Culp, Connor vs Nebraska (10/16/2021)
	50	Shudak, Caleb vs Iowa (11/13/2021)
Punts	8	Naranjo, Matt vs Bowling Green (09/25/2021)
	8	Watts, Josh vs Colorado (09/18/2021)
Punting Average	52.5	Pecorella, Anthony vs Maryland (10/23/2021)
Longest Punt	77	Naranjo, Matt vs Bowling Green (09/25/2021)
Longest Punt Return	7	Embry, Jhaylin vs Bowling Green (09/25/2021)
Longest Kickoff Return	27	McCrary-Ball, Marcelino vs Indiana (11/20/2021)
Tackles	17	Campbell, Jack vs Iowa (11/13/2021)
Sacks	2	Ferguson, Davon vs Bowling Green (09/25/2021)
	2	Benton, Keeanu vs Wisconsin (11/27/2021)
Interceptions	1	Anderson, Jordan vs Bowling Green (09/25/2021)
	1	Taylor, Devin vs Bowling Green (09/25/2021)
	1	Taylor-Britt, Cam vs Nebraska (10/16/2021)
	1	Williams, Deontai vs Nebraska (10/16/2021)
	1	Joseph, Kerby vs Illinois (11/06/2021)
	1	Barnes, Tarique vs Illinois (11/06/2021)
	1	Nelson, Scott vs Wisconsin (11/27/2021)
	1	Woods, Charles vs West Virginia (12/28/2021)
	1	Joseph, Brandon vs Northwestern (10/30/2021)

OPPONENT TEAM GAME HIGHS

Rushes	48	vs Illinois (11/06/2021)
Yards Rushing	201	vs Ohio State (09/02/2021)
TD Rushes	2	vs Bowling Green (09/25/2021)
Pass Attempts	52	vs Purdue (10/02/2021)
Pass Completions	34	vs Purdue (10/02/2021)
Yards Passing	371	vs Purdue (10/02/2021)
TD Passes	4	vs Ohio State (09/02/2021)

25+ YARD PLAYS

PASS			
Yards	Q	Player(s)	Opponent
68*	4	Chris Autman-Bell from Tanner Morgan	Iowa
54	3	Michael Brown-Stephens from Tanner Morgan	Purdue
51	2	Michael Brown-Stephens from Tanner Morgan	Purdue
48	2	Brevyn Spann-Ford from Tanner Morgan	Indiana
39	2	Dylan Wright from Tanner Morgan	Colorado
37*	2	Ko Kieft from Cole Kramer	Iowa
36	1	Dylan Wright from Tanner Morgan	West Virginia
36	2	Mar'Keise Irving from Tanner Morgan	Wisconsin
36	4	Dylan Wright from Tanner Morgan	Illinois
36	2	Chris Autman-Bell from Tanner Morgan	Nebraska
35	3	Michael Brown-Stephens from Tanner Morgan	Maryland
34	3	Dylan Wright from Tanner Morgan	Indiana
33	3	Chris Autman-Bell from Tanner Morgan	Colorado
32*	1	Chris Autman-Bell from Tanner Morgan	Purdue
32	2	Chris Autman-Bell from Tanner Morgan	Colorado
31	2	Dylan Wright from Tanner Morgan	Miami (OH)
30	4	Brevyn Spann-Ford from Tanner Morgan	Wisconsin
28	1	Mar'Keise Irving from Tanner Morgan	Maryland
28*	2	Michael Brown-Stephens from Tanner Morgan	Nebraska
27*	3	Chris Autman-Bell from Tanner Morgan	Wisconsin
27	3	Dylan Wright from Tanner Morgan	Wisconsin
26	3	Brevyn Spann-Ford from Tanner Morgan	Wisconsin
25	3	Daniel Jackson from Tanner Morgan	BGSU
25*	2	Dylan Wright from Tanner Morgan Miami	(OH)

RUSH

Yards	Q	Player(s)	Opponent
56*	4	Bryce Williams	Nebraska
56	2	Mohamed Ibrahim	Ohio State
54	3	Trey Potts	BGSU
50	2	Ky Thomas	West Virginia
41*	4	Mar'Keise Irving	Northwestern
38	1	Ky Thomas	Maryland
28	4	Mar'Keise Irving	Colorado

KICK RETURN

Yards	Q	Player(s)	Opponent
41	4	Mar'Keise Irving	Miami (OH)
34	3	Mar'Keise Irving	BGSU

FUMBLE RETURN

Yards	Q	Player(s)	Opponent
25*	1	Justin Walley	Northwestern

* play resulted in a touchdown

LONG PLAYS BY THE NUMBERS

Long Plays By Yards	No.	TD
100+	0	0
90-99	0	0
80-89	0	0
70-79	0	0
60-69	1	1
50-59	6	1
40-49	3	1
30-39	15	2
25-29	9	4

Long Plays (25+) By Type

	No.	TD
Rushing	7	2
Passing	24	6
Kick returns	2	0
Punt returns	0	0
Interceptions	0	0
Fumble returns	1	1
Other	0	0
TOTAL	34	9

25-YARD PLUS BY PLAYER

Player	No.	TD	R	P	KR	PR	IR	FR	OTH
Dylan Wright	7	1	0	7	0	0	0	0	0
Chris Autman-Bell	6	3	0	6	0	0	0	0	0
Michael Brown-Stephens	4	1	0	4	0	0	0	0	0
Brevyn Spann-Ford	3	0	0	3	0	0	0	0	0
Mar'Keise Irving	6	1	2	2	2	0	0	0	0
Ky Thomas	2	0	2	0	0	0	0	0	0
Bryce Williams	1	1	1	0	0	0	0	0	0
Mohamed Ibrahim	1	0	1	0	0	0	0	0	0
Trey Potts	1	0	1	0	0	0	0	0	0
Daniel Jackson	1	0	0	1	0	0	0	0	0
Ko Kieft	1	1	0	1	0	0	0	0	0
Justin Walley	1	1	0	0	0	0	0	1	0
TOTAL	34	9	7	24	2	0	0	1	0

LONGEST PLAYS OF THE YEAR

- Rushing**
 - 56 Bryce Williams vs Nebraska (10/16/21)
 - 56 Mohamed Ibrahim vs. Ohio State (9/2/21)
- Rushing Touchdown**
 - 56 Bryce Williams vs Nebraska (10/16/21)
- Passing**
 - 68 Chris Autman-Bell from Tanner Morgan at Iowa (11/13/21)
- Passing Touchdown**
 - 68 Chris Autman-Bell from Tanner Morgan at Iowa (11/13/21)
- Punt Return**
 - 15 Brock Annexstad at Colorado (9/18/21)
- Kick Return**
 - 41 Mar'Keise Irving vs. Miami (OH) (9/11/21)
- Interception Return**
 - 24 Phillip Howard at Indiana (11/20/21)
- Punt**
 - 60 Mark Crawford at Purdue (10/2/21)
- Field Goal**
 - 50 Matthew Trickett vs. Miami (OH) (10/23/21)

THE LAST TIME

MINNESOTA INDIVIDUAL GAME

100+ yards rushing:	144, Ky Thomas and 129 Mar'Keise Irving vs. West Virginia, 12/28/21
150+ yards rushing:	178, Trey Potts, vs. Miami (OH), 9/11/21
200+ yards rushing:	224, Mohamed Ibrahim, at Illinois, 11/7/20
250+ yards rushing:	258, Laurence Maroney vs. Wisconsin, 10/15/05
100+ yards rushing in one half:	101 (1st), Ky Thomas, vs. Maryland, 10/23/21
QB with 100+ yards rushing:	183, Demry Croft vs. Nebraska, 11/11/17
QB with 100 rushing/200 passing:	110 rush/211 pass, MarQueis Gray vs. New Mexico State, 9/10/11
2 players with 100+ yards rushing:	144, Ky Thomas and 129 Mar'Keise Irving vs. West Virginia, 12/28/21
3 players with 100+ yards rushing:	Garry White (129), Duane Gregory (128) and Marion Barber (118) vs. Northwestern, 10/4/80
Consecutive 100-yd rush games:	(2) Ky Thomas 105 at Indiana 11/20/21, 126 at Iowa 11/13/21
25+ rushing attempts:	26, Ky Thomas at Indiana, 11/20/21
30+ rushing attempts:	34, Trey Potts, vs Miami (OH), 9/11/21
40+ rushing attempts:	41, Mohamed Ibrahim, at Maryland, 10/30/20
50+ rushing attempts:	57, Kent Kitzmann, at Illinois, 11/12/77*
Three+ TDs rushing:	3, Trey Potts, at Colorado, 9/18/21
Four+ TDs rushing:	4, Mohamed Ibrahim, at Illinois, 11/7/20*
Four+ TDs rushing in one half:	4, Mohamed Ibrahim, at Maryland, 10/30/20 (fi rst half)*
Two players with 3+ rushing TDs	3, Demry Croft, Kobe McCrary vs. Nebraska, 11/11/17
50+ yard rush play:	50, Ky Thomas, vs. West Virginia, 12/28/22
60+ yard rush play:	61, Cam Wiley, at Nebraska, 12/12/20
70+ yard rush play:	74, Mohamed Ibrahim vs. New Mexico State, 8/30/18
80+ yard rush play:	93, Laurence Maroney vs. Wisconsin, 10/15/05
90+ yard rush play:	93, Laurence Maroney vs. Wisconsin, 10/15/05
100+ yards receiving:	109, Chris Autman-Bell at Iowa, 11/13/21
150+ yards receiving:	154, Rashod Bateman, at Illinois, 11/7/20
200+ yards receiving:	204, Tyler Johnson vs. Auburn, 1/1/20
100+ yards receiving in one half:	100 (1st), Chris Autman-Bell vs. Nebraska, 10/16/21
Consecutive games 100+ yards receiving:	2, Rashod Bateman (139 at Illinois, 11/7/20 and 111 vs. Iowa, 11/13/20)
Three straight 100+ yards receiving games:	3, Tyler Johnson (104 vs. Penn State, 11/9/19, 170 at Iowa, 11/16/19, 125 at Northwestern, 11/23/19)
Four straight 100+ yards receiving games:	4, Tyler Johnson (107 vs. Iowa, 10/6/18, 119 at Ohio State, 10/13/18, 184 at Nebraska, 10/20/18 and 102 vs. Indiana, 10/26/18)
2 players with 100+ yards receiving:	WR Rashod Bateman (203) and WR Tyler Johnson (104) vs. Penn State, 11/9/19
2 receivers with 100+ yards receiving:	Rashod Bateman (203) and Tyler Johnson (104) vs. Penn State, 11/9/19
10+ receptions:	11, Chris Autman-Bell vs Nebraska 10/16/21
Two+ TDs receiving:	2, Chris Autman-Bell at Indiana 11/20/21
Three+ TDs receiving:	3, Rashod Bateman at Northwestern, 11/23/19
Four+ TDs receiving:	4, Logan Payne vs. Temple, 9/16/06
Five+ TDs receiving:	5, Omar Douglas vs. Purdue, 10/9/93*
100-yard rusher and 100-yard receiver:	Ky Thomas (126 rush) and Chris Autman-Bell (109 rec) at Iowa, 11/13/21
200-yard rusher and 100-yard receiver:	Mohamed Ibrahim (224 rush) and Rashod Bateman (154) at Illinois, 11/7/20
Two 100-yard rushers and 100-yard receiver:	Rodney Smith (153 rush), Mohamed Ibrahim (101 rush), and Tyler Johnson (100 rec), vs. New Mexico State, 8/30/18
100-yard rusher and two 100-yard receivers:	Shannon Brooks (154 rush), Rashod Bateman (108 rec) and Tyler Johnson (102 rec), vs. Indiana, 10/26/18
Touchdowns in consecutive games:	3, Chris Autman-Bell (11/13/21 - 11/27/21)
300+ yards passing:	368, Tanner Morgan at Iowa, 11/16/19
350+ yards passing:	368, Tanner Morgan at Iowa, 11/16/19
400+ yards passing:	416, Adam Weber vs. Michigan State, 10/31/09
450+ yards passing:	478, Tim Schade vs. Penn State, 9/4/93*
Consecutive 300-yard passing gms:	(2), Tanner Morgan, 339 vs. Penn State, 11/9/19; 368 at Iowa, 11/16/19*
Consecutive games with passing TD:	2, Tanner Morgan (11/13/21 - 11/20/21)
50+ yard pass play:	68, Tanner Morgan to Chris Autman-Bell, at Iowa, 11/13/21
60+ yard pass play:	68, Tanner Morgan to Chris Autman-Bell, at Iowa, 11/13/21
70+ yard pass play:	73, Tanner Morgan to Tyler Johnson vs. Auburn, 1/1/20
80+ yard pass play:	86, Tanner Morgan to Rashod Bateman at Illinois, 11/3/18
90+ yard pass play:	96, Asad Abdul-Khaliq to Jared Ellerson at Northwestern, 10/4/03*
Two 50+ yard catches in one game:	51 and 54, Michael Brown-Stephens at Purdue, 10/2/21
Two 60+ yard catches in one game:	61 and 86, Rashod Bateman at Illinois, 11/3/18
Three+ TDs passing:	4, Tanner Morgan at Northwestern, 11/23/19
Four+ TDs passing:	4, Tanner Morgan at Northwestern, 11/23/19

THE LAST TIME

Five+ TDs passing:	5, Adam Weber vs. Michigan State, 10/31/09
Six+ TDs passing:	6, Scott Eckers vs. Purdue, 10/9/93*
30+ passing attempts:	30, Tanner Morgan at Iowa, 11/13/21
40+ passing attempts:	40, Mitch Leidner at Penn State, 10/16/19
50+ passing attempts:	51, Adam Weber vs. Northwestern, 11/1/08
60+ passing attempts:	66, Tim Schade at Penn State, 9/4/93
20+ completions:	20, Tanner Morgan vs. Nebraska, 10/16/21
25+ completions:	25, Tanner Morgan at Iowa, 11/16/19
30+ completions:	31, Adam Weber vs. Northern Illinois, 9/25/10
400+ yds. total offense:	411, Adam Weber vs. Michigan State, 10/31/09
500+ yds. total offense:	536, Tim Schade at Penn State, 9/4/93*
200+ all-purpose yards:	282, Mohamed Ibrahim, at Illinois, 11/7/20
300+ all-purpose yards:	333, Laurence Maroney vs. Purdue, 9/24/05
Three+ made field goals:	3, Matthew Trickett vs Wisconsin, 11/27/21
Four+ made field goals:	4, Emmit Carpenter at Penn State, 10/1/16
Five+ made field goals:	5, Dan Nystrom vs. Arkansas, 12/30/02*
Made a 50-yard field goal:	1, Matthew Trickett vs. Miami (OH), 9/11/21 (50)
Three or more 40+ field goals:	3, Emmit Carpenter vs. Indiana State 9/10/16 (42, 44, 45)
Record a punt of 60+ yards:	60, Mark Crawford at Purdue, 10/2/21
Two 60+ punts:	2, Mark Crawford at Purdue, 10/2/21 (60,60)
Three or more 50+ punts:	3, Mark Crawford at Purdue, 10/2/21 (60,60, 58)
No punts	vs. Georgia Tech, 12/26/18
15+ tackles:	18, Mariano Sori-Marin at Nebraska, 12/12/20
20+ tackles:	20, Blake Cashman vs. Northwestern, 11/17/18
25+ tackles:	26, Pete Najarian vs. Purdue, 9/22/84
30+ tackles:	32, Bill Light vs. Iowa, 10/31/70*
Two+ interceptions:	2, Antoine Winfield Jr. vs. Penn State, 11/9/19
Three interceptions:	3, Jeff Wright vs. Michigan St., 11/14/70*
Two or more forced fumbles:	2, Kamal Martin vs. Illinois, 10/5/19
Blocked punt:	Preston Jelen, vs. Michigan, 10/24/20
Blocked punt return for TD:	Logan Hutton vs. Eastern Illinois, 8/28/14
Blocked field goal:	Micah Dew-Treadway vs. Purdue, 11/20/20
Blocked FG return for TD:	Martez Shabazz vs. UNLV (51 yards), 8/29/13
Blocked PAT:	Andrew Steller at Northwestern, 11/18/17
PAT Return for Defensive PAT:	Mario Reese, INT return, at Wisconsin, 10/14/06
Interception return for TD:	Coney Durr (72 yards) vs. Maryland, 10/26/19
Fumble return for TD:	Justin Walley (25 yards) at Northwestern 10/30/21
Punt return for TD:	Demetrius Douglas (69 yards) at Wisconsin, 11/24/18
Kickoff return for TD:	Rodney Smith (100 yards) vs. Nebraska, 11/11/19
PR return TD/KR return TD same season:	Marcus Jones, 2013 (KR vs. UNLV, PR at NMSU)
Safety:	Esezi Otomewo sack, intentional grounding penalty vs. Nebraska 10/16/21
Made 2-pt. conversion:	Brock Annexstad rush from a fake PAT, vs. West Virginia, 12/28/21
Missed 2-pt. conversion:	Tanner Morgan pass attempt failed at Iowa 11/13/21
Missed PAT:	Matthew Trickett vs Illinois 11/6/21

OPPONENT INDIVIDUAL GAME

100+ yards rushing:	147, Chase Brown, Illinois, 11/6/21
150+ yards rushing:	154, Garrett Groshek, Wisconsin (12/19/20)
200+ yards rushing:	221, Jake Funk, Maryland, 10/30/20
250+ yards rushing:	266, Le'Veon Bell, Michigan State, 11/24/12
300+ yards rushing:	301, Anthony Davis, Wisconsin, 11/23/02
2 players with 100+ yards rushing:	Reggie Corbin (213) and AJ Bush (127), Illinois, 11/3/18
3 players with 100+ yards rushing:	Devine Ozigbo (152), Adrian Martinez (125), and Maurice Washington (109), Nebraska, 10/20/18
Three or more TDs rushing:	3, LeShun Daniels, Iowa, 11/14/15
50+ yard rush play:	71, Miryan Williams, Ohio State, 9/2/21
25+ rushing attempts:	32, Chase Brown, Illinois, 11/6/21
30+ rushing attempts:	32, Chase Brown, Illinois, 11/6/21
40+ rushing attempts:	45, Anthony Davis, Wisconsin, 11/23/02
300+ yards passing:	371, Aidan O'Connell, Purdue, 10/2/21
400+ yards passing:	439, David Fales, San Jose State, 9/21/13
50+ yard pass play:	72, Alex Padilla to Charlie Jones, Iowa 11/13/21
60+ yard pass play:	72, Alex Padilla to Charlie Jones, Iowa 11/13/21
70+ yard pass play:	72, Alex Padilla to Charlie Jones, Iowa 11/13/21
30+ pass attempts:	33, Adrian Martinez, Nebraska, 10/16/21
40+ pass attempts:	52, Aidan O'Connell, Purdue, 10/2/21
50+ pass attempts:	52, Aidan O'Connell, Purdue, 10/2/21
20+ completions:	21, Graham Mertz, Wisconsin, 11/27/21
25+ completions:	34, Aidan O'Connell, Purdue, 10/2/21
30+ completions:	34, Aidan O'Connell, Purdue, 10/2/21
4+ TD passes:	4, C.J. Stroud, Ohio State, 9/2/21
100+ yards receiving:	106, Charlie Jones, Iowa 11/13/21
150+ yards receiving:	187, KJ Hill, Ohio State, 10/13/18
10+ receptions:	15, Rondale Moore, Purdue, 11/20/20
3+ TD receptions:	3, Robert Tonyan, Indiana State, 9/10/16
4+ field goals:	4, Dan Conroy, Michigan State, 11/24/12
Blocked a punt:	Chase Pennycoff, Middle Tennessee, 9/6/14
Blocked a field goal:	Logan Lee, Iowa, 11/13/21
Blocked field goal returned for TD:	Monquavion Brinson (77 yards), Georgia Southern, 9/14/19
Missed PAT:	Keith Duncan, Iowa, 11/13/20 (wide)
Missed FG facing Dramatic Gopher:	Connor Culp (27 yards), Nebraska, 10/16/21
Blocked PAT:	Simon Connette, San Jose State, 9/21/13
Made 2-pt. conversion:	Tyler Goodson rush, Iowa, 11/13/20
Missed 2-pt. conversion:	Jarret Doege pass failed, West Virginia, 12/28/21
Punt return for TD:	Nick Dugas (68 yds.), UL-Lafayette, 9/7/02
Blocked punt return for TD:	Zach Domicone (rec. in end zone), Ohio State, 10/30/10
Kickoff return for TD:	Noah Igbinioghene, 96 yards, Auburn, 1/1/20
Interception return for TD:	Scott Nelson (25 yards), Wisconsin, 11/27/21
Two Int. returns for TD:	Marcus Williams (52, 40 yards), North Dakota State, 9/24/11
Fumble return for TD:	Haskell Garrett, 32 yards, Ohio State, 9/2/21
Fumble recovered for TD:	Richard Willock (rec. in end zone), Iowa, 11/23/96
Safety:	Devon Still, Penn State, 10/23/10

THE LAST TIME: MINNESOTA TEAM

Scored 100+ points:	146 vs. Grinnell (W, 146-0), 10/22/1904*
Scored 80+ points:	81 vs. Butler (W, 81-0), 11/13/26
Scored 60+ points:	63 vs. Indiana (W, 63-26), 11/4/06
Scored 50+ points:	52 vs. Maryland (W, 52-10), 10/26/19
Scored 40+ points:	41 at Northwestern (W, 41-14), 10/30/21
Scored 30+ points:	35 at Indiana (W, 35-14), 11/20/21
Scored 0 points:	vs. Wisconsin (L, 0-31), 11/25/17
Scored 0 points on the road:	vs. Wisconsin (L, 0-31), 11/25/17
Scored 0 points at home:	vs. Wisconsin (L, 0-31), 11/25/17
Scored 0 points in first half:	vs. Illinois (L, 6-14), 11/6/21
Scored 0 points in second half:	at Ohio State, (L, 14-30), 10/13/18
No offensive TDs in first half:	vs. Wisconsin (W, 23-13), 11/27/21
No offensive TDs in second half:	vs. West Virginia, (W, 18-6), 12/28/21
No offensive TDs in game:	vs. Wisconsin (0-31), 11/25/17
Shut out an opponent:	at Colorado (W, 30-0), 9/18/21
Shut out opponent on the road:	at Colorado (W, 30-0), 9/18/21
Shut out opponent at home:	vs. Temple (W, 62-0), 9/16/06
Touchdowns on O, D and ST:	at New Mexico State (W, 44-21), 9/7/13
30+ first downs:	30 at Illinois (W, 41-14), 11/7/20
<10 first downs:	8 vs. Wisconsin (L, 0-31), 11/25/17
<100 net rushing yards:	8 vs. Wisconsin (W, 23-12), 11/27/21
200+ rushing yards:	249 vs. West Virginia (W, 18-6), 12/28/21
300+ rushing yards:	308 at Northwestern (W, 41-14), 10/30/21
400+ rushing yards:	409 vs. Nebraska (W, 54-21), 11/11/17
500+ rushing yards:	530 at Iowa (W, 10-61), 11/19/83
4+ rushing touchdowns:	4 vs. Maryland (W, 34-16), 10/23/21
4+ rushing touchdowns on road:	4 at Colorado (W, 30-0), 9/18/21
5+ rushing touchdowns:	5 vs. Purdue (W, 34-31), 11/20/20
6+ rushing touchdowns:	6 vs. Nebraska (W, 54-21), 11/11/17
7+ rushing touchdowns:	7 vs. Toledo (W, 63-21), 9/4/04
<100 net passing yards:	59 vs. Bowling Green (L, 10-14), 9/25/21
400+ total net yards:	409 at Iowa (L, 27-22), 11/13/21
500+ total net yards:	556 at Illinois (W, 41-14), 11/7/20
600+ total net yards:	704 vs. Toledo (W, 63-21), 9/4/04
700+ total net yards:	704 vs. Toledo (W, 63-21), 9/4/04
<100 total net yards:	96 vs. Michigan State (L, 10-26), 11/24/12
<200 total net yards:	133 vs. Wisconsin (L, 0-31), 11/25/17
100+ yards in penalties:	157 vs. Michigan State (W, 42-34), 10/31/09
Forced 4+ turnovers:	4 at Wisconsin (W, 37-15), 11/24/18
Forced 3+ fumbles:	4 (recovered 1), at Wisconsin (W, 37-15), 11/24/18
3+ fumble recoveries:	3 at Oregon State (W, 48-14), 9/9/17
3+ interceptions:	3 vs. Penn State (W, 31-26), 11/9/19
Committed 5+ turnovers:	5 at Northwestern (L, 0-39), 11/18/17
Attempted an onside kick:	vs. Wisconsin, 11/30/19
Recovered an onside kick:	at Indiana, 11/20/21
Played an overtime game:	at Maryland (L, 44-45 in OT), 10/30/20
Played a double overtime game:	at Fresno State (W, 38-35 in 2OT), 9/7/19
Won an overtime game:	at Fresno State (W, 38-35 in 2OT), 9/7/19
Lost an overtime game:	at Maryland (L, 44-45 in OT), 10/30/20
Beat AP No. 1 Team	vs. No. 1 Michigan (W, 16-0), 10/22/77
Beat AP Top 5 Team	vs. No. 5 Penn State (W, 31-26), 11/9/19
Beat AP Top 10 Team	vs. No. 9 Auburn (W, 31-24), 1/1/20
Beat AP Top 25 Team	vs. No. 18 Wisconsin, 11/27/21
Beat AP Top 25 Team (Road):	at No. 21 Nebraska (W, 28-24), 11/22/14
Beat AP Top 25 Team (Neutral):	vs. No. 9 Auburn (W, 31-24), 1/1/20
Attempted a fake field goal:	vs. Michigan, 11/3/12 (did not convert)
Attempted a fake punt:	vs. Michigan, 10/24/20 (Ko Kieft rush failed, did not convert)
Recovered opp. onside kick:	at Indiana, 11/20/21 (Daniel Jackson recovery)
Recovered own onside kick:	vs. Iowa, 10/29/10 (Jordan Wettstein kick, Kim Royston recovery)

THE LAST TIME: OPPONENT TEAM

200+ yards rushing:	201, Ohio State, 9/2/21
300+ yards rushing:	430, Illinois, 11/3/18
400+ yards rushing:	430, Illinois, 11/3/18
< 50 yards rushing:	22, Bowling Green, 9/25/21
< 100 yards rushing:	66, West Virginia, 12/28/21
300+ yards passing:	371, Purdue, 10/2/21
400+ yards passing:	412, Ohio State, 10/13/18
<100 yards passing:	77, Indiana, 11/20/21
400+ total net yards:	448, Purdue, 10/2/21
500+ total net yards:	675, Maryland, 10/30/20
600+ total net yards:	675, Maryland, 10/30/20
< 200 total net yards:	192, Bowling Green, 9/25/21
30+ first downs:	30, Wisconsin, 10/9/10
<10 first downs:	6, Colorado, 9/18/21
30+ points:	45, Ohio State, 9/2/21
40+ points:	45, Ohio State, 9/2/21
50+ points:	55, Illinois, 11/3/18
60+ points:	63, Oklahoma, 9/20/86
Touchdowns on O, D and ST:	vs. Georgia Southern, 9/14/19
0 points:	at Colorado, 9/18/21
0 points in first half:	at Colorado, 9/18/21
0 points in second half:	vs. West Virginia, 12/28/21
No offensive TDs in first half:	vs. Wisconsin, 11/27/21
No offensive TDs in second half:	vs. West Virginia, 12/28/21
No offensive TDs entire game:	vs. Wisconsin, 11/27/21
No offensive TDs in entire B1G game:	vs. Wisconsin, 11/27/21
Safety:	Minnesota snap into end zone, Oregon State, 9/1/16
100+ yards in penalties:	120 (12 penalties), Illinois, 11/7/20
No penalties:	at Purdue, 10/10/15
No third downs converted:	0-for-12, Purdue, 11/10/18
Attempted a fake punt:	vs. Nebraska, 10/12/19 (did not convert)
Attempted an onside kick:	at Indiana, 11/20/21 (Minnesota recov.)

2021 SEASON REVIEW

OHIO STATE MINNESOTA

45 31

Sept. 2, 2021 • Minneapolis, Minn. • Huntington Bank Stadium
Attendance: 50,805

SCOREBOARD	1	2	3	4	FINAL
OHIO STATE (1-0, 1-0)	7	3	21	14	45
MINNESOTA (0-1, 0-1)	0	14	7	10	31

SCORING

1st 07:22 OSU - Williams, Miyan 71 yd run (Ruggles, Noah kick), 5-92-1:42
2nd 12:50 OSU - Ruggles, Noah 35 yd field goal 14-74-6:47
2nd 09:11 MIN - Wright, Dylan 13 pass from Morgan, Tanner (Trickett, Matthew kick) 6-80-3:34
2nd 03:32 MIN - Ibrahim, Mohamed 1 yd run (Trickett, Matthew kick), 8-37-4:31
3rd 12:43 OSU - Olave, Chris 38 yd pass from Stroud, C.J. (Ruggles, Noah kick), 7-81-2:13
3rd 10:03 MIN - Ibrahim, Mohamed 19 yd run (Trickett, Matthew kick), 5-75-2:40
3rd 05:12 OSU - Wilson, Garrett 56 yd pass from Stroud, C.J. (Ruggles, Noah kick) 1-56-0:08
3rd 02:18 OSU - Garrett, Haskell 32 yd fumble recovery (Ruggles, Noah kick)
4th 10:39 MIN - Trickett, Matthew 46 yd field goal 12-47-6:39
4th 09:43 OSU - Henderson, TreVeyon 7 pass from Stroud, C.J. (Ruggles, Noah kick) 3-75-0:56
4th 05:31 MIN - Williams, Bryce 2 yd run (Trickett, Matthew kick), 9-75-4:12
4th 04:39 OSU - Olave, Chris 61 yd pass from Stroud, C.J. (Ruggles, Noah kick) 2-75-0:52
weather: 67, rain • kickoff: 7:05 p.m. (CDT) • time of game: 3:29

TEAM STATISTICS

	OSU	MINN
First Downs	17	24
Rushes-Yards (Net)-TD	26-201-1	50-203-3
Passing-yards (Net)-TD	294-4	202-1
Comp.-Att.-Int.	13-22-1	14-25-0
Total offensive plays-Yards	48-495	75-408
Fumbles - Lost	0-0	2-2
Penalties - Yds.	5-48	5-50
Punts - Average	2-43	3-38.7
Punt Returns: Total - Yds. - TDs	2-1-0	1-9-0
Kickoff Returns: Total - Yds. - TDs	1-19-0	1-17-0
INT Returns: Total - Yds. - TDs	0-0-0	1-23-0
Fumble Returns: Total - Yds. - TDs	1-32-1	0-0-0
Pass. Time	21:19	38:41
3rd. Down Conv.	4 of 8	8 of 14
4th. Down Conversions	0 of 0	1 of 1
Red-Zone: Scores - Chances	1-1	4-4
Sacks: Total - Yds.	2-18	0-0
PAT: Total - Made	6-6	4-4
Field Goals: Total - Made	1-1	1-1

INDIVIDUAL STATISTICS

RUSHING	Att.	Yds.	Loss	Net.	TD	Long.	Avg.
Ohio State							
Williams, Miyan	9	127	2	125	1	71	13.9
Teague, Master	6	29	0	29	0	10	4.8
Crowley, Marcus	6	19	0	19	0	7	3.2
Henderson, TreVeyon	2	15	0	15	0	10	7.5
Stroud, C.J.	3	13	0	13	0	6	4.3

Minnesota

Ibrahim, Mohamed	30	164	1	163	2	56	5.4
Potts, Trey	10	37	3	34	0	10	3.4
Wiley, Cam	3	4	0	4	0	3	1.3
Williams, Bryce	1	2	0	2	1	2	2.0
Morgan, Tanner	6	18	18	0	0	9	0.0

PASSING	Comp.	Att.	Yards	TD	INT.	Long.	Sack
Ohio State							
Stroud, C.J.	13	22	294	4	1	70	0

Minnesota

Morgan, Tanner	14	25	205	1	0	22	2
----------------	----	----	-----	---	---	----	---

RECEIVING	No.	Yds.	TD	Long
-----------	-----	------	----	------

Ohio State

Olave, Chris	4	117	2	61
Wilson, Garrett	5	80	1	56
Henderson, TreVeyon	1	70	1	70
Ruckert, Jeremy	1	15	0	15
Smith-Njigba, Jaxson	2	12	0	11
Crowley, Marcus	0	0	0	0

Minnesota

Jackson, Daniel	3	58	0	22
Wright, Dylan	5	57	1	13
Spann-Ford, Brevyn	3	44	0	16
Brown-Stephens, Mike	2	34	0	20
Potts, Trey	1	12	0	12
Boyd, Brady	0	0	0	0
Ibrahim, Mohamed	0	0	0	0

LEADING TACKLERS

Ohio State: Hickman 5-6-11, Mitchell 4-6-10
Minnesota: Sori-Marin 3-3-6, Howden 4-0-4

MIAMI (OHIO) MINNESOTA

26 31

Sept. 11, 2021 • Minneapolis, Minn. • Huntington Bank Stadium
Attendance: 43,372

SCOREBOARD	1	2	3	4	FINAL
MIAMI (OHIO) (0-2)	0	3	10	13	26
MINNESOTA (1-1)	7	14	0	10	31

SCORING

1st 09:29 UMN - Potts, Trey 4 yd run (Trickett, Matthew kick), 7-42-3:50
2nd 14:18 MIA - Nicholson, Graham 46 yd field goal 10-50-4:06
2nd 10:09 UMN - Wright, Dylan 25 pass from Morgan, Tanner (Trickett, Matthew kick) 8-89-4:04
2nd 03:56 UMN - Jackson, Daniel 6 pass from Morgan, Tanner (Trickett, Matthew kick) 8-57-5:15
3rd 10:48 MIA - Mayer, AJ 1 yd run (Nicholson, Graham kick), 8-59-3:20
3rd 01:39 MIA - Nicholson, Graham 45 yd field goal 8-57-4:20
4th 12:32 MIA - Sorenson, Jack 23 pass from Gabbert, Brett (Nicholson, Graham kick) 9-60-3:41
4th 09:53 UMN - Potts, Trey 21 yd run (Trickett, Matthew kick), 5-53-2:31
4th 06:15 UMN - Trickett, Matthew 50 yd field goal 4-0-2:06
4th 03:43 MIA - Hippenhammer, Mac 33 yd pass from Gabbert, Brett, 8-75-2:32
weather: 73, sunny • kickoff: 11:05 a.m. (CST) • time of game: 3:22

TEAM STATISTICS

	MIAMI	MINN
First Downs	20	19
Rushes-Yards (Net)-TD	30-104-1	46-175-2
Passing-yards (Net)-TD	237-2	112-2
Comp.-Att.-Int.	16-31-1	8-17-0
Total offensive plays-Yards	61-341	63-287
Fumbles - Lost	1-1	1-0
Penalties - Yds.	4-50	4-45
Punts - Average	3-35	5-38.2
Punt Returns: Total - Yds. - TDs	0-0-0	0-0-0
Kickoff Returns: Total - Yds. - TDs	1-20-0	2-64-0
INT Returns: Total - Yds. - TDs	0-0-0	1-18-0
Fumble Returns: Total - Yds. - TDs	0-0-0	0-0-0
Pass. Time	27:24	32:36
3rd. Down Conv.	6 of 14	7 of 14
4th. Down Conversions	0 of 0	0 of 0
Red-Zone: Scores - Chances	1-1	2-2
Sacks: Total - Yds.	1-8	0-0
PAT: Total - Made	2-2	4-4
Field Goals: Total - Made	2-2	1-1

INDIVIDUAL STATISTICS

RUSHING	Att.	Yds.	Loss	Net.	TD	Long.	Avg.
---------	------	------	------	------	----	-------	------

Miami

Gabbert, Brett	6	29	2	27	0	9	4.5
Tracy, Kenny	3	22	0	22	0	13	7.3
Afan, David	5	20	0	20	0	7	4.0
Moze, Keyon	11	23	4	19	0	7	1.7
Davis, Kevin	2	9	0	9	0	6	4.5
Mayer, AJ	3	7	0	7	1	4	2.3

Minnesota

Potts, Trey	34	187	9	178	2	21	5.2
Morgan, Tanner	4	12	8	4	0	7	1.0
Wiley, Cam	3	2	2	0	0	2	0.0
Williams, Bryce	2	1	3	-2	0	1	-1.0
TEAM	3	0	5	-5	0	0	-1.7

PASSING	Comp.	Att.	Yards	TD	INT.	Long.	Sack
---------	-------	------	-------	----	------	-------	------

Miami

Gabbert, Brett	14	29	201	2	1	33	0
Mayer, AJ	2	2	36	0	0	26	0

Minnesota

Morgan, Tanner	8	17	112	2	0	31	1
----------------	---	----	-----	---	---	----	---

RECEIVING

No.	Yds.	TD	Long
Miami			
Sorenson, Jack	6	97	26
Coldiron, Jack	4	67	32
Hippenhammer, Mac	2	43	33
Moze, Keyon	1	13	13
Tracy, Kenny	1	13	13
Davis, Kevin	1	8	8
Walker, Jalen	0	0	0
Burns, James	0	0	0
Johnson, Davion	1	-4	0
Minnesota			
Wright, Dylan	3	73	31
Jackson, Daniel	4	30	15
Spann-Ford, Brevyn	1	9	9
Potts, Trey	0	0	0
Brown-Stephens, Mike	0	0	0

LEADING TACKLERS

Miami: Pace 5-4-9, Salopek 7-2-9
Minnesota: Sori-Marin 3-7-10, Gibbens 3-5-8

MINNESOTA COLORADO

30
0

Sept. 18, 2021 • Boulder, Colo. • Folsom Field
Attendance: 47,482

SCOREBOARD	1	2	3	4	FINAL
MINNESOTA (2-1)	0	13	7	10	30
COLORADO (1-2)	0	0	0	0	0

SCORING

2nd 12:19 MIN - Potts,Trey 13 yd run, 8-82-04:28
 2nd 05:38 MIN - Potts,Trey 2 yd run (Trickett,Matthew kick), 6-62-3:40
 3rd 00:23 MIN - Potts,Trey 3 yd run (Trickett,Matthew kick), 7-43-4:05
 4th 09:53 MIN - Trickett,Matthew 33 yd field goal 5-22-2:50
 4th 05:09 MIN - Thomas,Ky 14 yd run (Trickett,Matthew kick), 5-77-3:07
 weather: 70, sunny • kickoff: 2:07 p.m. (CDT) • time of game: 3:05

TEAM STATISTICS

	MINN	COLORADO
First Downs	22	6
Rushes-Yards (Net)-TD	53-277-4	21-19-0
Passing-yards (Net)-TD	164-0	82-0
Comp.-Att.-Int.	11-17-0	12-24-0
Total offensive plays-Yards	70-440	45-63
Fumbles - Lost	2-0	4-2
Penalties - Yds.	4-34	3-30
Punts - Average	4-43.2	8-51.9
Punt Returns: Total - Yds. - TDs	4-44-0	3-8-0
Kickoff Returns: Total - Yds. - TDs	1-0-0	1-22-0
INT Returns: Total - Yds. - TDs	0-0-0	0-0-0
Fumble Returns: Total - Yds. - TDs	0-0-0	0-0-0
Poss. Time	40:13	19:47
3rd. Down Conv.	3 of 11	2 of 12
4th. Down Conversions	1 of 1	0 of 2
Red-Zone: Scores - Chances	5-6	0-0
Sacks: Total - Yds.	4-31	1-2
PAT: Total - Made	3-4	0-0
Field Goals: Total - Made	1-3	0-0

INDIVIDUAL STATISTICS

RUSHING	Att.	Yds.	Loss	Net	TD	Long	Avg.
Minnesota							
Potts,Trey	26	125	4	121	3	14	4.7
Irving,Mar'Keise	15	93	4	89	0	28	5.9
Thomas,Ky	7	66	0	66	1	24	9.4
Andries,Blaise	0	1	0	1	0	1	0.0
Morgan,Tanner	3	3	2	1	0	2	0.3
Williams,Bryce	1	1	0	1	0	1	1.0
TEAM	1	0	2	-2	0	0	-2.0

Colorado

Carter,Drew	2	9	0	9	0	5	4.5
Broussard,Jarek	5	11	3	8	0	8	1.6
Fontenot,Alex	3	4	0	4	0	3	1.3
Smith,Deion	1	1	0	1	0	1	1.0
Clayton,Ashaad	2	0	4	-4	0	0	-2.0
TEAM	1	0	10	-10	0	0	-10.0
Lewis,Brendon	7	5	32	-27	0	3	-3.9

PASSING	Comp.-Att.-Yards	TD	INT	Long	Sack
---------	------------------	----	-----	------	------

Minnesota

Morgan,Tanner	11-17-164	0	0	39	1
---------------	-----------	---	---	----	---

Colorado

Lewis,Brendon	8-16-55	0	0	11	4
Carter,Drew	4-8-27	0	0	12	0

RECEIVING	No.	Yds	TD	Long
-----------	-----	-----	----	------

Minnesota

Autman-Bell,Chris	4	79	0	33
Jackson,Daniel	4	39	0	13
Wright,Dylan	1	39	0	39
Kieft,Ko	1	4	0	4
Irving,Mar'Keise	1	3	0	3

Colorado

Rice,Brenden	3	25	0	11
Penry,Chase	1	12	0	12
Fontenot,Alex	2	12	0	8
Russell,Brady	2	10	0	8
Robinson,Ty	1	9	0	9
Arias,Daniel	1	8	0	8
Broussard,Jarek	1	3	0	3
Stacks,Jayle	1	3	0	3

LEADING TACKLERS

Minnesota: Gibbens 3-1-6, Sori-Marin 4-0-4
 Colorado: Landman 10-3-13, Thomas 5-5-10, Penry 7-3-10

BOWLING GREEN MINNESOTA

14
10

Sept. 25, 2021 • Minneapolis, Minn. • Huntington Bank Stadium
Attendance: 46,236

SCOREBOARD	1	2	3	4	FINAL
BOWLING GREEN (2-2)	0	7	7	0	14
MINNESOTA (2-2)	3	0	7	0	10

SCORING

1st 06:23 UMN - Trickett,Matthew 36 yd field goal 4-5-1:25
 2nd 06:19 BGS - McDonald,Matt 1 yd run (Needham,Nate kick), 4-24-1:59
 3rd 11:00 UMN - Kramer,Cole 19 yd run (Trickett,Matthew kick), 7-57-4:00
 3rd 00:31 BGS - McDonald,Matt 3 yd run (Needham,Nate kick), 8-65-4:00
 weather: 53, cloudy • kickoff: 11:07 p.m. (CDT) • time of game: 3:16

TEAM STATISTICS

	BGSU	MINN
First Downs	12	12
Rushes-Yards (Net)-TD	22-25-2	44-182-1
Passing-yards (Net)-TD	170-0	59-0
Comp.-Att.-Int.	19-36-1	5-13-2
Total offensive plays-Yards	61-192	57-241
Fumbles - Lost	1-1	2-1
Penalties - Yds.	4-30	7-71
Punts - Average	8-44.1	5-38.6
Punt Returns: Total - Yds. - TDs	1-7-0	3-27-0
Kickoff Returns: Total - Yds. - TDs	0-0-0	2-45-0
INT Returns: Total - Yds. - TDs	2-0-0	1-10-0
Fumble Returns: Total - Yds. - TDs	0-0-0	0-0-0
Poss. Time	28:30	31:30
3rd. Down Conv.	2 of 14	6 of 14
4th. Down Conversions	1 of 1	0 of 1
Red-Zone: Scores - Chances	2-3	2-2
Sacks: Total - Yds.	4-37	4-32
PAT: Total - Made	2-2	1-1
Field Goals: Total - Made	0-0	1-2

INDIVIDUAL STATISTICS

RUSHING	Att.	Yds.	Loss	Net	TD	Long	Avg.
---------	------	------	------	-----	----	------	------

Bowling Green

Patterson,Jaison	8	20	0	20	0	7	2.5
Embyr,Jhaylin	5	11	0	11	0	3	2.2
Johnson,Jamal	1	2	0	2	0	2	2.0
Keith,Taron	1	0	2	-2	0	0	-2.0
TEAM	1	0	2	-2	0	0	-2.0
McDonald,Matt	9	25	32	-7	2	18	-0.8

Minnesota

Potts,Trey	27	147	6	141	0	54	5.2
Kramer,Cole	2	22	0	22	1	19	11.0
Morgan,Tanner	10	47	37	10	0	18	1.0
Irving,Mar'Keise	4	9	1	8	0	6	2.0
Williams,Bryce	1	1	0	1	0	1	1.0

PASSING	Comp.-Att.-Yards	TD	INT	Long	Sack
---------	------------------	----	-----	------	------

Bowling Green

McDonald,Matt	19-35-170	0	1	33	4
McKinstry,Jaedyn	0-1-0	0	0	0	0

Minnesota

Morgan,Tanner	5-13-59	0	2	25	4
---------------	---------	---	---	----	---

RECEIVING	No.	Yds.	TD	Long
-----------	-----	------	----	------

Bowling Green

Sims,Christian	6	51	0	16
Broden,Tyrone	4	44	0	18
Keith,Taron	2	40	0	33
Osborne,Austin	4	28	0	15
Croom,Cavon	1	5	0	5
Patterson,Jaison	2	2	0	3

Minnesota

Jackson,Daniel	1	25	0	25
Spann-Ford,Brevyn	2	23	0	21
Autman-Bell,Chris	1	9	0	9
Potts,Trey	1	2	0	2

LEADING TACKLERS

Bowling Green: Horne 6-3-9, Brand 7-0-0, Anders 1-6-7
 Minnesota: Sori-Marin 5-3-8, Gibbens 3-3-6

2021 SEASON REVIEW

MINNESOTA
PURDUE

20
13

Oct. 2, 2021 • West Lafayette, Ind. • Ross-Ade Stadium

Attendance: 51,111

SCOREBOARD	1	2	3	4	FINAL
MINNESOTA (3-2, 1-1)	7	3	7	3	20
PURDUE (3-2, 1-1)	3	10	0	0	13

SCORING

1st 10:03 MIN - Autman-Bell,Chris 32 pass from Morgan,Tanner (Trickett,Matthew kick) 4-44-2:09
 1st 06:07 PUR - Fineran,Mitchell 36 yd field goal 10-56-3:56
 2nd 13:40 PUR - Wright,Milton 7 yd pass from O'Connell,Aidan (Fineran,Mitchell kick) 15-91-5:03
 2nd 04:49 MIN - Trickett,Matthew 42 yd field goal 7-59-2:56
 2nd 00:12 PUR - Fineran,Mitchell 24 yd field goal 11-68-4:37
 3rd 13:50 MIN - Potts,Trey 4 yd run (Trickett,Matthew kick), 3-75-1:10
 4th 01:4 6MIN - Trickett,Matthew 38 yd field goal 10-40-4:37
 weather: sunny • kickoff: 11:01 a.m. (CDT) • time of game: 3:09

TEAM STATISTICS

	MINN	PURDUE
First Downs	12	28
Rushes-Yards (Net)-TD	35-125-1	34-77-0
Passing-yards (Net)-TD	169-1	371-1
Comp.-Att.-Int.	9-18-0	34-52-1
Total offensive plays-Yards	53-294	96-448
Fumbles - Lost	0-0	2-1
Penalties - Yds.	4-55	3-30
Punts - Average	6-51.3	4-43.8
Punt Returns: Total - Yds. - TDs	0-0-0	0-0-0
Kickoff Returns: Total - Yds. - TDs	3-39-0	1-0-0
INT Returns: Total - Yds. - TDs	1-4-0	0-0-0
Fumble Returns: Total - Yds. - TDs	0-0-0	0-0-0
Pass. Time	26:38	33:22
3rd. Down Conv.	5 of 13	7 of 18
4th. Down Conversions	0 of 0	2 of 3
Red-Zone: Scores - Chances	2-2	3-4
Sacks: Total - Yds.	4-36	0-0
PAT: Total - Made	2-2	1-1
Field Goals: Total - Made	2-2	2-3

INDIVIDUAL STATISTICS

RUSHING	Att	Yds	Loss	Net	TD	Long	Avg
Minnesota							
Potts,Trey	15	79	1	78	1	17	5.2
Kramer,Cole	8	32	0	32	0	14	4.0
Irving,MarKeise	6	15	0	15	0	4	2.5
Morgan,Tanner	3	6	0	6	0	3	2.0
TEAM	3	0	6	-6	0	0	-2.0

Purdue	Att	Yds	Loss	Net	TD	Long	Avg
Doerue,King	21	95	0	95	0	19	4.5
Burton,Austin	3	14	0	14	0	8	4.7
Cross,Ja'Quez	5	14	1	13	0	5	2.6
Downing,Dylan	1	0	1	-1	0	0	-1.0
O'Connell,Aidan	4	0	44	-44	0	0	-11.0

PASSING	Comp	Att	Yards	TD	INT	Long	Sack
Minnesota							
Morgan,Tanner	9-18	169	1	0	54	0	0
Purdue							
O'Connell,Aidan	34-52	371	1	1	34	4	4

RECEIVING	No.	Yds	TD	Long
Minnesota				
Brown-Stephens,Mike	2	105	0	54
Autman-Bell,Chris	2	40	1	32
Spann-Ford,Brevyn	1	13	0	13
Kieft,Ko	2	8	0	6
Jackson,Daniel	2	3	0	9

Purdue	No.	Yds	TD	Long
Bell,David	6	120	0	34
Wright,Milton	6	91	1	27
Doerue,King	6	39	0	14
Thompson,Broc	3	30	0	19
Miller,Garrett	3	28	0	14
Piferi,Paul	3	28	0	10
Yaseen,Abdur-Rahmaan	2	16	0	10
Cross,Ja'Quez	1	6	0	6
Anthrop,Jackson	1	6	0	6
Downing,Dylan	1	4	0	4
Sheffield,TJ	2	3	0	5

LEADING TACKLERS

Minnesota: Gibbens 5-3-8, Durr 4-3-7
 Purdue: Grant 4-1-5, Karlaftis 3-2-5, Alexander 3-2-5

NEBRASKA
MINNESOTA

23
30

Oct. 16, 2021 • Minneapolis, Minn. • Huntington Bank Stadium

Attendance: 45,436

SCOREBOARD	1	2	3	4	FINAL
NEBRASKA (305, 1-4)	3	6	7	7	23
MINNESOTA (4-2, 2-1)	7	14	0	9	30

SCORING

1st 06:33 MIN - Spann-Ford,Brevyn 5 pass from Kramer,Cole (Trickett,Matthew kick) 14-61-7:42
 1st 03:59 NEB - Culp,Connor 50 yd field goal 6-43-2:34
 2nd 14:53 MIN - Brown-Stephens,Mike 28 pass from Morgan,Tanner (Trickett kick) 7-79-4:06
 2nd 05:47 NEB - Johnson,Rahmir 6 yd run, 9-68-3:21
 2nd 01:53 MIN - Autman-Bell,Chris 7 pass from Morgan,Tanner (Trickett kick) 8-75-3:54
 3rd 09:29 NEB - Johnson,Rahmir 1 yd run (Culp,Connor kick), 3-45-0:42
 4th 04:45 MIN - Otomewo,Esezi 0 yd safety
 4th 02:12 MIN - Williams,Bryce 56 yd run (Trickett,Matthew kick), 5-72-3:33
 4th 01:12 NEB - Allen,Austin 9 yd pass from Martinez,Adrian (Culp,Connor kick) 6-75-1:00
 weather: 51, sunny • kickoff: 11:01 a.m. (CDT) • time of game: 3:26

TEAM STATISTICS

	NEB	MINN
First Downs	19	22
Rushes-Yards (Net)-TD	31-126-2	43-182-1
Passing-yards (Net)-TD	241-1	214-3
Comp.-Att.-Int.	18-33-0	21-25-2
Total offensive plays-Yards	64-377	68-396
Fumbles - Lost	0-0	0-0
Penalties - Yds.	3-25	3-25
Punts - Average	4-48.2	4-43.2
Punt Returns: Total - Yds. - TDs	1-6-0	1-3-0
Kickoff Returns: Total - Yds. - TDs	0-0-0	2-31-0
INT Returns: Total - Yds. - TDs	2-0-0	0-0-0
Fumble Returns: Total - Yds. - TDs	0-0-0	0-0-0
Pass. Time	21:59	38:01
3rd. Down Conv.	4 of 12	3 of 9
4th. Down Conversions	0 of 2	1 of 1
Red-Zone: Scores - Chances	3-5	2-2
Sacks: Total - Yds.	1-12	2-19
PAT: Total - Made	2-3	4-4
Field Goals: Total - Made	1-2	0-1

INDIVIDUAL STATISTICS

RUSHING	Att	Yds	Loss	Net	TD	Long	Avg
Nebraska							
Johnson,Rahmir	11	84	1	83	2	29	7.5
Betts,Zavier	1	27	0	27	0	27	27.0
Yant,Jaquez	6	24	0	24	0	13	4.0
Morrison,Sevion	4	19	0	19	0	5	4.8
Martin,Oliver	1	0	0	0	0	0	0.0
Martinez,Adrian	8	5	22	-17	0	4	-2.1

Minnesota	Att	Yds	Loss	Net	TD	Long	Avg
Williams,Bryce	17	128	1	127	1	56	7.5
Irving,MarKeise	7	31	3	28	0	10	4.0
Thomas,Ky	7	27	4	23	0	14	3.3
Kramer,Cole	6	20	0	20	0	9	3.3
Morgan,Tanner	3	4	12	-8	0	3	-2.7
TEAM	3	0	8	-8	0	0	-2.7

PASSING	Comp	Att	Yards	TD	INT	Long	Sack
Nebraska							
Martinez,Adrian	18-33	241	1	0	40	2	2
Minnesota							
Morgan,Tanner	20-24	209	2	2	36	1	1
Kramer,Cole	1-1-5	0	1	0	5	0	0

RECEIVING	No.	Yds	TD	Long
Nebraska				
Allen,Austin	5	121	1	40
Falck,Levi	4	36	0	16
Betts,Zavier	2	35	0	27
Manning,Omar	3	34	0	22
Johnson,Rahmir	1	6	0	6
Liewer,Wyatt	1	6	0	6
Vokolek,Travis	1	2	0	2
Toure,Samori	1	1	0	1

Minnesota	No.	Yds	TD	Long
Autman-Bell,Chris	11	103	1	36
Brown-Stephens,Mike	3	58	1	28
Spann-Ford,Brevyn	3	23	1	19
Wright,Dylan	2	17	0	17
Boyd,Brady	1	12	0	12
Irving,MarKeise	1	1	0	1

LEADING TACKLERS

Nebraska: Domann 4-4-8, Nelson 4-4-8
 Minnesota: Gibbens 5-3-8, Howden 4-3-7

2021 SEASON REVIEW

MARYLAND MINNESOTA

16 34

Oct. 23, 2021 • Minneapolis, Minn. • Huntington Bank Stadium
Attendance: 41,011

SCOREBOARD	1	2	3	4	FINAL
MARYLAND (4-3, 1-3)	3	7	0	6	16
MINNESOTA (5-2, 3-1)	3	14	14	3	34

SCORING

1st 08:28 UMD - Petrino, Joseph 47 yd field goal 8-39-3:44
 1st 03:41 MIN - Trickett, Matthew 37 yd field goal 10-52-4:41
 2nd 13:48 MIN - Kramer, Cole 2 yd run (Trickett, Matthew kick), 7-86-3:10
 2nd 08:20 MIN - Thomas, Ky 10 yd run (Trickett, Matthew kick), 7-68-3:41
 2nd 04:05 UMD - Fleet-Davis, Tayon 13 yd run (Petrino, Joseph kick), 8-75-4:15
 3rd 09:18 MIN - Williams, Bryce 2 yd run (Trickett, Matthew kick), 11-75-5:42
 3rd 05:31 MIN - Irving, Mar'Keise 9 yd run (Trickett, Matthew kick), 4-34-1:58
 4th 08:58 MIN - Trickett, Matthew 43 yd field goal 13-55-8:42
 4th 01:31 UMD - Fleming, Marcus 17 yd pass from Tagovailoa, Taulia 12-91-3:25
weather: 52, sunny • **kickoff:** 2:35 p.m. (CDT) • **time of game:** 3:11

TEAM STATISTICS

	MD	MINN
First Downs	14	26
Rushes-Yards (Net)-TD	23-79-1	56-326-4
Passing-yards (Net)-TD	189-1	125-0
Comp.-Att.-Int.	17-27-0	8-13-0
Total offensive plays-Yards	20-268	69-451
Fumbles - Lost	1-1	0-0
Penalties - Yds.	8-79	4-50
Punts - Average	4-51	1-47
Punt Returns: Total - Yds. - TDs	1-0-0	0-0-0
Kickoff Returns: Total - Yds. - TDs	1-12-0	2-20-0
INT Returns: Total - Yds. - TDs	0-0-0	0-0-0
Fumble Returns: Total - Yds. - TDs	0-0-0	0-0-0
Poss. Time	22:25	37:35
3rd. Down Conv.	5 of 11	7 of 12
4th. Down Conversions	0 of 1	0 of 0
Red-Zone: Scores - Chances	3-3	5-6
Sacks: Total - Yds.	0-0	2-8
PAT: Total - Made	1-1	4-4
Field Goals: Total - Made	1-1	2-4

INDIVIDUAL STATISTICS

RUSHING	Att.	Yds.	Loss	Net	TD	Long	Avg.
Maryland							
Faamatau, Challen	7	37	0	37	0	18	5.3
Fleet-Davis, Tayon	8	22	1	21	1	13	2.6
Boone, Peny	3	11	0	11	0	7	3.7
Tagovailoa, Taulia	5	18	8	10	0	12	2.0
Minnesota							
Thomas, Ky	21	143	4	139	1	38	6.6
Irving, Mar'Keise	15	105	0	105	1	21	7.0
Williams, Bryce	13	48	0	48	1	10	3.7
Kramer, Cole	5	30	0	30	1	10	6.0
Morgan, Tanner	1	5	0	5	0	5	5.0
TEAM	1	0	1	-1	0	0	-1.0

PASSING	Comp.	Att.	Yards	TD	INT	Long	Sack
Maryland							
Tagovailoa, Taulia	17	27	189	1	0	43	2
Minnesota							
Morgan, Tanner	8	12	125	0	0	35	0
TEAM	0	1	0	0	0	0	0

RECEIVING	No.	Yds.	TD	Long
Maryland				
Fleming, Marcus	5	62	1	43
Jarrett, Rakim	4	56	0	38
Okonkwo, Chigoziem	2	30	0	21
Jones, Darryl	1	15	0	15
Cobbs, Brian	1	10	0	10
McDougle, Deajaun	2	9	0	5
Felton, Tai	1	9	0	9
Faamatau, Challen	1	2	0	0
Minnesota				
Autman-Bell, Chris	4	35	0	13
Brown-Stephens, Mike	1	35	0	35
Irving, Mar'Keise	1	28	0	28
Kierff, Ko	1	21	0	21
Boyd, Brady	1	6	0	6

LEADING TACKLERS

Maryland: Cross 8-5-13, Okuayinonu 3-6-9
 Minnesota: Gibbens 5-5-10, Sori-Marin 3-5-8

MINNESOTA NORTHWESTERN

41 14

Oct. 30, 2021 • Evanston, Ill. • Ryan Field
Attendance: 28,158

SCOREBOARD	1	2	3	4	FINAL
MINNESOTA (6-2, 4-1)	13	7	0	21	41
NORTHWESTERN (3-5, 1-4)	0	7	0	7	14

SCORING

1st 07:55 MIN - Trickett, Matthew 26 yd field goal 13-67-7:05
 1st 07:44 MIN - Walley, Justin 25 yd fumble recovery (Trickett, Matthew kick)
 1st 00:52 MIN - Trickett, Matthew 30 yd field goal 11-48-5:37
 2nd 11:51 NU - Hull, Evan 6 yd pass from Marty Andrew (Kuhbander, Charlie kick) 11-75-4:01
 2nd 04:47 MIN - Irving, Mar'Keise 3 yd run (Trickett, Matthew kick), 11-75-7:04
 4th 14:54 MIN - Morgan, Tanner 18 yd run (Trickett, Matthew kick), 11-71-6:21
 4th 09:33 MIN - Irving, Mar'Keise 41 yd run (Trickett, Matthew kick), 5-43-3:26
 4th 06:37 NU - Holman, Berkeley 17 pass from Marty Andrew (Kuhbander, Charlie kick) 9-74-2:51
 4th 01:56 MIN - LeCaptain, Derik 24 yd run (Trickett, Matthew kick), 9 plays, 54 yards, TOP 04:40
weather: 57, cloudy • **kickoff:** 2:45 p.m. (CDT) • **time of game:** 2:55

TEAM STATISTICS

	MINN	NU
First Downs	27	13
Rushes-Yards (Net)-TD	53-308-4	31-143-0
Passing-yards (Net)-TD	134-0	98-2
Comp.-Att.-Int.	12-17-1	11-22-0
Total offensive plays-Yards	70-442	53-241
Fumbles - Lost	0-0	2-1
Penalties - Yds.	4-35	4-33
Punts - Average	1-46	3-49.3
Punt Returns: Total - Yds. - TDs	1-13-0	1-1-0
Kickoff Returns: Total - Yds. - TDs	0-0-0	3-47-0
INT Returns: Total - Yds. - TDs	0-0-0	1-0-0
Fumble Returns: Total - Yds. - TDs	1-25-1	0-0-0
Poss. Time	40:09	19:51
3rd. Down Conv.	10 of 14	4 of 11
4th. Down Conversions	0 of 0	1 of 3
Red-Zone: Scores - Chances	4-4	2-2
Sacks: Total - Yds.	2-10	0-0
PAT: Total - Made	5-5	2-2
Field Goals: Total - Made	2-2	0-0

INDIVIDUAL STATISTICS

RUSHING	Att.	Yds.	Loss	Net	TD	Long	Avg.
Minnesota							
Irving, Mar'Keise	19	110	0	110	2	41	5.8
Thomas, Ky	21	108	2	106	0	13	5.0
LeCaptain, Derik	3	31	0	31	1	24	10.3
Morgan, Tanner	3	29	0	29	1	18	9.7
Kramer, Cole	5	23	0	23	0	6	4.6
Williams, Bryce	2	9	0	9	0	7	4.5

PASSING	Comp.	Att.	Yards	TD	INT	Long	Sack
Northwestern							
Hull, Evan	15	107	0	107	0	30	7.1
Marty Andrew	7	31	3	28	0	9	4.0
Jefferson, JJ	2	12	6	6	0	12	3.0
Tyus II, Anthony	2	6	0	6	0	4	3.0
Clair, Andrew	3	5	1	4	0	3	1.3
TEAM	1	0	1	-1	0	0	-1.0
Hilinski, Ryan	1	0	7	-7	0	0	-7.0

PASSING	Comp.	Att.	Yards	TD	INT	Long	Sack
Minnesota							
Morgan, Tanner	12	17	134	0	1	24	0
Northwestern							
Marty Andrew	10	16	93	2	0	18	1
Hilinski, Ryan	1	6	5	0	0	5	1

RECEIVING	No.	Yds.	TD	Long
Minnesota				
Brown-Stephens, Mike	4	63	0	24
Williams, Bryce	1	19	0	19
Wright, Dylan	1	14	0	14
Jackson, Daniel	1	12	0	12
Thomas, Ky	1	11	0	11
Autman-Bell, Chris	1	10	0	10
Irving, Mar'Keise	2	5	0	4
Sparr-Ford, Brevyn	1	0	0	0
Northwestern				
Washington, Malik	4	33	0	14
Holman, Berkeley	2	19	1	17
Dennis, Jr., Wayne	1	18	0	18
Hull, Evan	3	15	1	12
Jefferson, JJ	1	13	0	13

LEADING TACKLERS

Minnesota: Sori-Marin 10-1-11, Durr 4-0-4
 Northwestern: Brign 9-7-16, Gallagher 9-3-12

**ILLINOIS
MINNESOTA**

Nov. 6, 2021 • Minneapolis, Minn. • Huntington Bank Stadium
Attendance: 46,382

SCOREBOARD	1	2	3	4	FINAL
ILLINOIS (4-6, 3-4)	7	7	0	0	14
MINNESOTA (6-3, 4-2)	0	0	0	6	6

SCORING

1st 08:15 ILL - Williams, Isaiah 2 yd run (McCourt, James kick), 8-49-3:51
 2nd 14:55 ILL - Reiman, Tip 15 yd pass from Peters, Brandon (McCourt, James kick) 11-86-5:49
 4th 04:49 MIN - Morgan, Tanner 1 yd run, 13-86-4:56
weather: 53, sunny • **kickoff:** 11:01 a.m. (CDT) • **time of game:** 3:12

TEAM STATISTICS

	ILL	MINN
First Downs	17	20
Rushes-Yards (Net)-TD	48-185-1	35-89-1
Passing-yards (Net)-TD	80-1	200-0
Comp.-Att.-Int.	7-10-0	16-30-2
Total offensive plays-Yards	58-265	65-289
Fumbles - Lost	1-0	1-0
Penalties - Yds.	7-72	4-35
Punts - Average	7-43.7	4-44.8
Punt Returns: Total - Yds - TDs	0-0-0	2-23-0
Kickoff Returns: Total - Yds - TDs	0-0-0	0-0-0
INT Returns: Total - Yds - TDs	2-18-0	0-0-0
Fumble Returns: Total - Yds - TDs	0-0-0	0-0-0
Pos. Time	30:20	29:40
3rd. Down Conv.	5 of 12	3 of 13
4th. Down Conversions	0 of 0	1 of 3
Red-Zone: Scores - Chances	2-2	1-2
Sacks: Total - Yds.	6-31	1-7
PAT: Total - Made	2-2	0-1
Field Goals: Total - Made	0-0	0-1

INDIVIDUAL STATISTICS

RUSHING	Att.	Yds	Loss	Net.	TD	Long	Avg.
Illinois							
Brown, Chase	32	152	5	147	0	19	4.6
Peters, Brandon	7	28	7	21	0	11	3.0
McCray, Josh	3	9	0	9	0	4	3.0
Williams, Isaiah	3	8	0	8	1	5	2.7
Norwood, Jakari	1	2	0	2	0	2	2.0
TEAM	2	0	2	-2	0	0	-1.0
Minnesota							
Thomas, Ky	16	62	2	60	0	11	3.8
Irving, Mar'Keise	5	28	2	26	0	13	5.2
Kramer, Cole	4	22	2	20	0	13	5.0
Morgan, Tanner	10	14	31	-17	1	11	-1.7
TOTALS	35	126	37	89	1	13	2.5

PASSING	Comp.	Att.	Yards	TD	INT	Long	Sack
Illinois							
Peters, Brandon	7	9	80	1	0	23	1
Griffin, Caleb	0	1	0	0	0	0	0
Minnesota							
Morgan, Tanner	15	28	180	0	2	36	6
Kramer, Cole	1	1	20	0	0	20	0
TEAM	0	1	0	0	0	0	0

RECEIVING	No.	Yds.	TD	Long
Illinois				
Washington, Casey	1	23	0	23
Marchese, Michael	1	15	0	15
Reiman, Tip	1	15	1	15
Sandy, Carlos	1	9	0	9
Barker, Daniel	1	8	0	8
Brown, Chase	1	6	0	6
Williams, Isaiah	1	4	0	4
Minnesota				
Spann-Ford, Brevyn	4	49	0	17
Wright, Dylan	2	46	0	36
Autman-Bell, Chris	1	24	0	24
Brown-Stephens, Mike	3	22	0	11
Jackson, Daniel	2	20	0	11
Kieft, Ko	1	20	0	20
Thomas, Ky	3	19	0	11

LEADING TACKLERS	Illinois	Minnesota
Illinois: Brown 5-4-9, Barnes 5-3-8		
Minnesota: Sori-Marin 6-6-12, Gibbens 4-5-9		

**MINNESOTA
IOWA**

Nov. 13, 2021 • Iowa City, Iowa • Kinnick Stadium
Attendance: 69,250

SCOREBOARD	1	2	3	4	FINAL
MINNESOTA (6-4, 4-3)	3	10	3	6	22
IOWA (8-2, 5-2)	3	7	7	10	27

SCORING

1st 09:49 IOW - Shudak, Caleb 50 yd field goal 10-39-3:47
 1st 02:07 MIN - Trickett, Matthew 20 yd field goal 15-73-7:42
 2nd 13:32 IOW - Padilla, Alex 1 yd run (Shudak, Caleb kick), 9-73-3:34
 2nd 05:27 MIN - Kieft, Ko 37 yd pass from Kramer, Cole (Trickett, Matthew kick) 6-59-3:16
 2nd 00:00 MIN - Trickett, Matthew 31 yd field goal 9-32-4:17
 3rd 11:51 IOW - Jones, Charlie 72 yd pass from Padilla, Alex (Shudak, Caleb kick) 1-72-0:11
 3rd 06:14 MIN - Trickett, Matthew 29 yd field goal 11-61-5:37
 4th 12:49 IOW - Johnson, Keagan 27 yd pass from Padilla, Alex (Shudak, Caleb kick) 5-58-2:05
 4th 05:28 MIN - Autman-Bell, Chris 68 yd pass from Morgan, Tanner 5-82-3:00
 4th 00:41 IOW - Shudak, Caleb 29 yd field goal 4-8-1:37
weather: 37, cloudy • **kickoff:** 2:42 p.m. (CDT) • **time of game:** 3:26

TEAM STATISTICS

	MINN	IOWA
First Downs	23	12
Rushes-Yards (Net)-TD	50-189-0	25-71-1
Passing-yards (Net)-TD	220-2	206-2
Comp.-Att.-Int.	15-33-0	11-24-0
Total offensive plays-Yards	83-409	49-277
Fumbles - Lost	1-0	1-1
Penalties - Yds.	5-50	3-30
Punts - Average	4-36	5-45.6
Punt Returns: Total - Yds - TDs	0-0-0	0-0-0
Kickoff Returns: Total - Yds - TDs	1-8-0	4-77-0
INT Returns: Total - Yds - TDs	0-0-0	0-0-0
Fumble Returns: Total - Yds - TDs	0-0-0	0-0-0
Pos. Time	40:02	19:40
3rd. Down Conv.	7 of 19	4 of 12
4th. Down Conversions	3 of 4	1 of 1
Red-Zone: Scores - Chances	3-3	2-2
Sacks: Total - Yds.	1-1	2-22
PAT: Total - Made	0-0	3-3
Field Goals: Total - Made	3-4	2-2

INDIVIDUAL STATISTICS

RUSHING	Att.	Yds	Loss	Net.	TD	Long	Avg.
Minnesota							
Thomas, Ky	29	131	5	126	0	13	4.3
Irving, Mar'Keise	17	80	0	80	0	16	4.7
Kramer, Cole	1	4	0	4	0	4	4.0
Morgan, Tanner	3	1	22	-21	0	1	-7.0
Iowa							
Goodson, Tyler	18	69	10	59	0	12	3.3
Tracy Jr., Tyrone	1	5	0	5	0	5	5.0
Williams, Gavin	1	4	0	4	0	4	4.0
Padilla, Alex	4	3	0	3	1	1	0.8
Johnson, Keagan	1	0	0	0	0	0	0.0

PASSING	Comp.	Att.	Yards	TD	INT	Long	Sack
Minnesota							
Morgan, Tanner	14	30	183	1	0	68	2
Kramer, Cole	1	1	37	1	0	37	0
TEAM	0	2	0	0	0	0	0
Iowa							
Padilla, Alex	11	24	206	2	0	72	0

RECEIVING	No.	Yds.	TD	Long
Minnesota				
Autman-Bell, Chris	5	109	1	68
Brown-Stephens, Michael	4	52	0	22
Kieft, Ko	2	48	1	37
Jackson, Daniel	1	8	0	8
Spann-Ford, Brevyn	2	6	0	5
Irving, Mar'Keise	1	3	0	0
Iowa				
Jones, Charlie	2	106	1	72
Johnson, Keagan	2	34	1	27
LaPorta, Sam	3	34	0	17
Bruce IV, Arland	2	15	0	11
Ragani, Nico	1	13	0	13
Goodson, Tyler	1	4	0	4

LEADING TACKLERS	Minnesota	Iowa
Minnesota: Gibbens 5-3-8, Sori-Marin 3-3-6		
Northwestern: Campbell 6-11-17, Hankins 7-3-10, VanValkenburg 6-4-10		

**MINNESOTA
INDIANA**

**35
14**

Nov. 20, 2021 • Bloomington, Ind. • Memorial Field
Attendance: 38,079

SCOREBOARD	1	2	3	4	FINAL
MINNESOTA (7-4, 5-3)	0	21	7	7	35
INDIANA (2-9, 0-8)	7	0	0	7	14

SCORING

- 1st 00:17 IND - McCulley,Donaven 11 yd run (Campbell,Charles kick), 14-92-16-24
 - 2nd 06:04 MIN - Thomas,Ky 2 yd run (Trickett,Matthew kick), 12-68-6:02
 - 2nd 00:46 MIN - Thomas,Ky 1 yd run (Trickett,Matthew kick), 6-66-3:04
 - 2nd 00:09 MIN - Autman-Bell,Chris 14 pass from Morgan,Tanner (Trickett kick) 3-31-0-14
 - 3rd 02:28 MIN - Autman-Bell,Chris 9 pass from Morgan,Tanner (Trickett kick) 8-56-4-19
 - 4th 03:41 MIN - Irving,Mar*Keise 3 yd run (Trickett,Matthew kick), 7-46-4:16
 - 4th 00:22 IND - Holt-Bennett,Malachi 29 yd pass from Gremel,Grant (Campbell kick) 7-69-3:13
- weather: 51, sunny • kickoff: 2:40 p.m. (CDT) • time of game: 3:09

TEAM STATISTICS

	MINN	IND
First Downs	20	12
Rushes-Yards (Net)-TD	48-195-3	33-141-1
Passing-yards (Net)-TD	196-2	77-1
Comp.-Att.-Int.	14-20-0	8-19-2
Total offensive plays-Yards	68-391	52-218
Fumbles - Lost	0-0	1-0
Penalties - Yds.	4-30	4-50
Punts - Average	4-36.8	5-46.6
Punt Returns: Total - Yds. - TDs	2-17-0	0-0-0
Kickoff Returns: Total - Yds. - TDs	0-0-0	1-27-0
INT Returns: Total - Yds. - TDs	2-44-0	0-0-0
Fumble Returns: Total - Yds. - TDs	0-0-0	0-0-0
Poss. Time	36:43	23:17
3rd. Down Conv.	7 of 13	7 of 13
4th. Down Conversions	1 of 2	0 of 1
Red-Zone: Scores - Chances	5-6	1-1
Sacks: Total - Yds.	1-3	0-0
PAF: Total - Made	5-5	2-2
Field Goals: Total - Made	0-0	0-0

INDIVIDUAL STATISTICS

RUSHING Att. Yds. Loss Net TD Long Avg.

Minnesota

Thomas,Ky	26	111	6	105	2	22	4.0
Irving,Mar*Keise	14	73	3	70	1	16	5.0
Kramer,Cole	5	14	0	14	0	4	2.8
Morgan,Tanner	2	8	0	8	0	5	4.0
TEAM	1	0	2	-2	0	0	-2.0

Indiana

McCulley,Donaven	15	71	3	68	1	19	4.5
Gremel,Grant	3	27	0	27	0	18	9.0
Ervin-Poindexter,Davion	6	18	1	17	0	11	2.8
Fryfogle,Ty	1	12	0	12	0	12	12.0
Spegal,Charlie	4	8	0	8	0	3	2.0
Hendershot,Peyton	2	8	0	8	0	4	4.0
Howland,Trent	1	3	0	3	0	3	3.0
TEAM	1	0	2	-2	0	0	-2.0

PASSING Comp.-Att.-Yards TD INT Long Sack

Minnesota							
Morgan,Tanner	14-20	196	2	0	48	0	0
Indiana							
Gremel,Grant	5-12	60	1	0	29	0	0
McCulley,Donaven	3-7	17	0	2	7	1	0

RECEIVING No Yds TD Long

Minnesota				
Spann-Ford,Brevyn	3	67	0	48
Autman-Bell,Chris	4	44	2	14
Wright,Dylan	1	34	0	34
Jackson,Daniel	2	27	0	19
Thomas,Ky	2	14	0	8
Brown-Stephens,Michael	2	10	0	5
Indiana				
Barner,AJ	3	31	0	24
Holt-Bennett,Malachi	1	29	1	29
Swinton,Javon	1	7	0	7
Ervin-Poindexter,Davion	1	7	0	7
Bjorson,Matt	1	6	0	6
Fryfogle,Ty	1	-3	0	0

LEADING TACKLERS

Minnesota: Gibbens 5-3-8, Pinckney 5-2-7
Indiana: Four players with eight tackles

**WISCONSIN
MINNESOTA**

**13
23**

Nov. 27, 2021 • Minneapolis, Minn. • Huntington Bank Stadium
Attendance: 49,736

SCOREBOARD	1	2	3	4	FINAL
WISCONSIN (8-4, 6-3)	0	10	3	0	13
MINNESOTA (8-4, 6-3)	3	3	14	3	23

SCORING

- 1st 07:29 MIN - Trickett,Matthew 28 yd field goal 14-65-7:31
 - 2nd 12:37 WIS - Larsh,Collin 25 yd field goal 15-85-9:52
 - 2nd 12:22 WIS - Nelson,Scott 25 yd interception (Larsh,Collin kick)
 - 2nd 08:19 MIN - Trickett,Matthew 31 yd field goal 8-53-4:03
 - 3rd 13:24 MIN - Thomas,Ky 2 yd run (Trickett,Matthew kick), 2-28-0:39
 - 3rd 06:35 WIS - Larsh,Collin 28 yd field goal 11-66-6:49
 - 3rd 01:56 MIN - Autman-Bell,Chris 27 yd pass from Morgan,Tanner (Trickett kick) 7-74-4:31
 - 4th 06:08 MIN - Trickett,Matthew 36 yd field goal 9-52-5:36
- weather: 40, sunny • kickoff: 3:10 p.m. (CDT) • time of game: 3:30

TEAM STATISTICS

	WIS	MINN
First Downs	17	16
Rushes-Yards (Net)-TD	22-62-0	37-75-1
Passing-yards (Net)-TD	171-0	199-1
Comp.-Att.-Int.	21-38-1	11-16-1
Total offensive plays-Yards	60-233	53-274
Fumbles - Lost	1-0	1-0
Penalties - Yds.	8-73	7-82
Punts - Average	3-41.7	3-37.7
Punt Returns: Total - Yds. - TDs	0-0-0	1-0-0
Kickoff Returns: Total - Yds. - TDs	3-55-0	3-49-0
INT Returns: Total - Yds. - TDs	1-25-1	1-0-0
Fumble Returns: Total - Yds. - TDs	0-0-0	0-0-0
Poss. Time	29:50	30:10
3rd. Down Conv.	4 of 14	5 of 11
4th. Down Conversions	1 of 3	0 of 0
Red-Zone: Scores - Chances	2-2	5-6
Sacks: Total - Yds.	3-18	0-0
PAF: Total - Made	1-1	2-2
Field Goals: Total - Made	2-3	3-3

INDIVIDUAL STATISTICS

RUSHING Att. Yds. Loss Net TD Long Avg.

Wisconsin

Allen,Braelon	17	55	8	47	0	14	2.8
Mertz,Graham	3	9	0	9	0	5	3.0
Schipper,Brady	1	5	0	5	0	5	5.0
Davis III,Danny	1	1	0	1	0	1	1.0

Minnesota

Thomas,Ky	18	55	0	55	1	12	3.1
Irving,Mar*Keise	12	40	1	39	0	9	3.3
TEAM	2	0	8	-8	0	0	-4.0
Morgan,Tanner	5	7	18	-11	0	5	-2.2

PASSING Comp.-Att.-Yards TD INT Long Sack

Wisconsin							
Mertz,Graham	21-38	171	0	1	17	0	0
Minnesota							
Morgan,Tanner	11-16	199	1	1	36	3	0

RECEIVING No Yds TD Long

Wisconsin				
Davis III,Danny	5	60	0	17
Pryor,Kendric	5	33	0	11
Ferguson,Jake	4	27	0	11
Schipper,Brady	2	22	0	16
Dike,Chimere	1	17	0	17
Allen,Braelon	4	12	0	4
Minnesota				
Spann-Ford,Brevyn	3	62	0	30
Irving,Mar*Keise	2	39	0	36
Autman-Bell,Chris	2	37	1	27
Wright,Dylan	1	27	0	27
Jackson,Daniel	2	26	0	18
Brown-Stephens,Michael	1	8	0	8

LEADING TACKLERS

Wisconsin: Chenal 8-6-14, Herbig 3-5-8
Minnesota: Gibbens 7-3-10, Sori-Marin 2-5-7

WEST VIRGINIA 6
MINNESOTA 18

Dec. 28, 2021 • Phoenix, Ariz. • Chase Field
Attendance: 21,220

SCOREBOARD	1	2	3	4	FINAL
WEST VIRGINIA (6-7, 4-5)	0	6	0	0	6
MINNESOTA (9-4, 6-3)	0	15	3	0	18

SCORING
2nd 14:19 MIN - Faalele,Daniel 2 yd run (Annexstad,Brock rush), 7-54-4:00
2nd 08:48 WVU - Doege,Jarret 1 yd run, 12-75-5:31
2nd 02:14 MIN - Thomas,Ky 5 yd run (Trickett,Matthew kick), 4-61-2:17
3rd 05:53 MIN - Trickett,Matthew 49 yd field goal 8-39-4:58
weather: indoors • kickoff: 9:25 p.m. (CDT) • time of game: 3:11

TEAM STATISTICS

	WVU	MINN
First Downs	15	17
Rushes-Yards (Net)-TD	66-1	249-2
Passing-yards (Net)-TD	140-0	109-0
Comp.-Att.-Int.	18-31-1	8-13-1
Total offensive plays-Yards	58-206	64-358
Fumbles - Lost	2-0	1-1
Penalties - Yds.	4-20	3-27
Punts - Average	7-42.7	3-43.7
Punt Returns: Total - Yds. - TDs	1-2-0	0-0-0
Kickoff Returns: Total - Yds. - TDs	2-21-0	1-16-0
INT Returns: Total - Yds. - TDs	1-0-0	1-0-0
Fumble Returns: Total - Yds. - TDs	0-0-0	0-0-0
Poss. Time	21:31	38:29
3rd. Down Conv.	3 of 13	5 of 13
4th. Down Conversions	1 of 2	0 of 1
Red-Zone: Scores - Chances	1-1	2-5
Sacks: Total - Yds.	2-20	5-30
PAF: Total - Made	0-0	1-1
Field Goals: Total - Made	0-0	1-2

INDIVIDUAL STATISTICS

RUSHING Att. Yds. Loss Net TD Long Avg.

West Virginia

Mathis, Tony	13	57	1	56	0	11	4.3
Johnson Jr, Justin	5	35	0	35	0	15	7.0
TEAM	1	0	3	-3	0	0	-3.0
Doege, Jarret	8	8	30	-22	1	5	-2.8

Minnesota

Thomas, Ky	21	147	3	144	1	50	6.9
Irving, Mar'Keise	19	131	2	129	0	24	6.8
Faalele, Daniel	1	2	0	2	1	2	2.0
TEAM	4	0	11	-11	0	0	-2.8
Morgan, Tanner	6	15	30	-15	0	11	-2.5

PASSING Comp.-Att.-Yards TD INT Long Sack

West Virginia

Doege, Jarret	18-31-140	0	1	15	5
---------------	-----------	---	---	----	---

Minnesota

Morgan, Tanner	8-13-109	0	1	36	2
----------------	----------	---	---	----	---

RECEIVING No. Yds TD Long

West Virginia

James, Sam	3	40	0	14
Smith, Reese	4	38	0	15
Mathis, Tony	5	24	0	9
Wright, Winston	3	16	0	12
Ford-Wheaton, Bryce	2	15	0	8
Ryan, Sean	1	7	0	7

Minnesota

Wright, Dylan	2	58	0	36
Jackson, Daniel	3	19	0	9
Autman-Bell, Chris	1	16	0	16
LeCaptain, Denik	1	11	0	11
Brown-Stephens, Michael	1	5	0	5

LEADING TACKLERS

West Virginia: Dixon 8-3-11, Matthew 7-0-7
Minnesota: Nubin 7-1-8, Gibbens 5-1-6



RUSHING RECORDS

Darrell Thompson (1986-89) • career leader in rushing yards and touchdowns



David Cobb (2011-14)
season leader in rushing yards

ATTEMPTS

Game: 57⁺, Kent Kitzmann vs. Illinois, 11/12/77

Season: 314, David Cobb, 2014

Career: 936, Darrell Thompson, 1986-89

^ Big Ten record

NET YARDS

Game: 294, Chris Darkins vs. Purdue, 10/7/95

Season: 1,626, David Cobb, 2014

Career: 4,654, Darrell Thompson, 1986-89

YARDS PER GAME

Season: 153.7, Mohamed Ibrahim, 2020 (7 games)

133.1, Laurence Maroney, 2005 (11 games)

Career: 109.3, Laurence Maroney, 2003-05

YARDS PER ATTEMPT

Season: 6.92, Laurence Maroney, 2003

7.73#, Wayne "Red" Williams, 1944

Career: 6.06, Rick Upchurch, 1973-74

6.25#, "Red" Williams, 1942-45

RUSHING TOUCHDOWNS

Game: 4, Mohamed Ibrahim at Maryland, 10/30/20

Mohamed Ibrahim at Illinois, 11/7/20

Mitch Leidner vs. San Jose State, 9/21/13

Marion Barber III vs. Ohio, 9/13/03

Darrell Thompson vs. Bowling Green, 9/1/86

John King vs. Iowa, 10/21/72

Jim Carter vs. Iowa, 11/1/69

Curtis Wilson vs. Indiana, 11/18/67

Season: 18, Gary Russell, 2005

Career: 40, Darrell Thompson, 1986-89

LONGEST RUSH

98, Darrell Thompson vs. Michigan, 11/7/87

100#, O.C. Nelson vs. Carleton, 10/1/1898

200-YARD RUSHING GAMES

Season: 3, Laurence Maroney, 2005

Career: 3, Mohamed Ibrahim, 2018-present

Laurence Maroney, 2003-05

Chris Darkins, 1992-95

Darrell Thompson, 1986-89

Garry White, 1977-80

100-YARD RUSHING GAMES

Season: 7, Mohamed Ibrahim, 2020 (7 games)

Career: 23, Darrell Thompson, 1986-89

Consecutive: 8, Mohamed Ibrahim, 1/1/20-12/19/20

FRESHMAN RECORDS

Season Attempts: 242, Darrell Thompson, 1986

Season Yards: 1,376, Darrell Thompson, 1986

Season Touchdowns: 10, Laurence Maroney, 2003

Game Yards: 224, Mohamed Ibrahim, 12/26/18

SOPHOMORE RECORDS

Season Attempts: 247, Marion Barber, 1978

Season Yards: 1,368, Tellis Redmon, 2000

Season Touchdowns: 18, Gary Russell, 2005

Game Yards: 246, Tellis Redmon, 12/27/00

JUNIOR RECORDS

Season Attempts: 293, Tellis Redmon, 2000

Season Yards: 1,464, Laurence Maroney, 2005

Season Touchdowns: 15, Mohamed Ibrahim, 2020

Game Yards: 266, Kent Kitzmann, 11/12/77

SENIOR RECORDS

Season Attempts: 314, David Cobb, 2014

Season Yards: 1,626, David Cobb, 2014

Season Touchdowns: 13, David Cobb, 2014

Jim Perkins, 1976

Game Yards: 294, Chris Darkins, 10/7/95

Pre-Modern Era (before 1945) record

RUSHING RECORDS

SEASON RECORDS

RUSHING ATTEMPTS (MIN. 200 ATT.)

Season	Attempts
1. David Cobb, 2014	314
2. Thomas Hamner, 1999	308
3. Tellis Redmon, 2000	293
4. Laurence Maroney, 2005	281
5. Chris Darkins, 1994	277
6. Darrell Thompson, 1989	260
7. Amir Pinnix, 2006	252
8. Marion Barber, 1978	247
9. Darrell Thompson, 1986	242
10. Rodney Smith, 2016	240
11. Terry Jackson II, 2002	239
12. David Cobb, 2013	237
John King, 1972	237
14. Marion Barber III, 2004	231
15. Rodney Smith, 2017	229
16. Rodney Smith, 2019	228
17. Darrell Thompson, 1987	224
18. Donnell Kirkwood, 2012	218
19. Laurence Maroney, 2004	217
20. Darrell Thompson, 1988	210
21. Thomas Hamner, 1998	209
22. Marion Barber III, 2003	207
23. Mohamed Ibrahim, 2018	202
24. Mohamed Ibrahim, 2020	201
Paul Giel, 1952	201

RUSHING YARDAGE (MIN. 1,000 YDS)

Season	Yards
1. David Cobb, 2014	1,626
2. Laurence Maroney, 2005	1,464
3. Chris Darkins, 1994	1,443
4. Thomas Hamner, 1999	1,426
5. Darrell Thompson, 1986	1,376
6. Tellis Redmon, 2000	1,368
7. Laurence Maroney, 2004	1,348
8. Terry Jackson II, 2002	1,317
9. Amir Pinnix, 2006	1,272
10. Marion Barber III, 2004	1,269
11. Darrell Thompson, 1987	1,229
12. Marion Barber, 1978	1,210
13. David Cobb, 2013	1,202
14. Marion Barber III, 2003	1,196
15. John King, 1972	1,164
16. Rodney Smith, 2019	1,163
17. Mohamed Ibrahim, 2018	1,160
18. Rodney Smith, 2016	1,158
19. Darrell Thompson, 1989	1,139
20. Gary Russell, 2005	1,130
21. Laurence Maroney, 2003	1,121
22. Tellis Redmon, 2001	1,091
23. Mohamed Ibrahim, 2020	1,076

RUSHING YARDAGE PER GAME

Season	YPG
1. Mohamed Ibrahim, 2020	153.7
2. Laurence Maroney, 2005	133.1
3. Chris Darkins, 1994	131.2
4. David Cobb, 2014	125.1
5. Thomas Hamner, 1999	118.8
6. Mohamed Ibrahim, 2018	116.0
7. Darrell Thompson, 1986	114.7
8. Tellis Redmon, 2000	114.0
9. Laurence Maroney, 2004	112.3
10. Darrell Thompson, 1987	111.7
11. Trey Potts, 2021	110.4
12. Marion Barber, 1978	110.0

RUSHING AVG. PER CARRY (MIN. 100 ATT.)

Season	(Att.)	Avg.
1. Wayne "Red" Williams, 1944#	(128)	7.73
2. Laurence Maroney, 2003	(162)	6.92
3. Francis "Pug" Lund, 1934#	(100)	6.67
4. Garry White, 1979	(135)	6.37
5. Bob McNamara, 1954	(112)	6.32
6. Marion Barber III, 2001	(118)	6.28
7. Laurence Maroney, 2004	(217)	6.21
8. Rick Upchurch, 1974	(153)	6.16
9. Gary Russell, 2005	(186)	6.08
10. Valdez Baylor, 1985	(112)	6.07
11. Rick Upchurch, 1973	(141)	5.97
12. Shannon Brooks, 2015	(119)	5.95
13. Tellis Redmon, 2001	(185)	5.90

Pre-Modern Era (before 1945) record

RUSHING TOUCHDOWNS

Season	TD
1. Gary Russell, 2005	18
2. Marion Barber III, 2003	17
3. Rodney Smith, 2016	16
4. Mohamed Ibrahim, 2020	15
5. David Cobb, 2014	13
Darrell Thompson, 1987	13
Jim Perkins, 1976	13
8. Laurence Maroney, 2004	12
Marion Barber, 1979	12
10. Marion Barber III, 2004	11
Thomas Tapeh, 2003	11
Chris Darkins, 1994	11
Marion Barber, 1980	11
John King, 1972	11
Bob McNamara, 1954	11
16. Mitch Leidner, 2016	10
Mitch Leidner, 2014	10
Amir Pinnix, 2006	10
Laurence Maroney, 2005	10
Laurence Maroney, 2003	10
Billy Cockerham, 1999	10
Thomas Hamner, 1999	10
Darrell Thompson, 1989	10

100-YARD RUSHING GAMES

Season	Gms
1. Laurence Maroney, 2005	8
Laurence Maroney, 2004	8
3. Mohamed Ibrahim, 2020	7
David Cobb, 2014	7
Marion Barber III, 2003	7
Tellis Redmon, 2000	7
Thomas Hamner, 1999	7
Darrell Thompson, 1989	7
Darrell Thompson, 1986	7
10. Rodney Smith, 2016	6
David Cobb, 2013	6
Tellis Redmon, 2001	6
Chris Darkins, 1994	6
Darrell Thompson, 1987	6
Marion Barber, 1978	6
16. Ky Thomas, 2021	5
Rodney Smith, 2019	5
Mohamed Ibrahim, 2018	5
Amir Pinnix, 2006	5
Marion Barber III, 2004	5
Laurence Maroney, 2003	5
Paul Giel, 1951	5
Wayne "Red" Williams, 1944#	5

GAME RECORDS

NET YARDS RUSHING

294 Chris Darkins vs. Purdue (10/7/95)
282 Clarence Schutte# vs. Illinois (11/15/24)
266 Kent Kitzmann at Illinois (11/12/77)
258 Laurence Maroney vs. Wisconsin (10/15/05)
246 Tellis Redmon vs. N.C. State (12/27/00)
239 Terry Jackson II vs. Northwestern (10/10/02)
238 Terry Jackson II at Michigan State (10/19/02)
234 Chris Darkins vs. Purdue (10/8/94)
233 Marion Barber vs. Illinois (11/18/78)
232 Pug Lund vs. Mississippi (11/5/32)#
221 Darrell Thompson vs. Indiana State (9/30/89)
224 Mohamed Ibrahim at Illinois (11/7/20)
224 Mohamed Ibrahim vs. Ga. Tech (12/26/18)
220 David Cobb vs. Middle Tennessee (9/6/14)
217 Laurence Maroney vs. Purdue (9/24/05)
216 Barry Mayer vs. Wisconsin (11/22/69)
211 Rodney Smith vs. Illinois (10/5/19)
207 Mohamed Ibrahim at Maryland (10/30/20)

RUSHING ATTEMPTS

57 Kent Kitzmann at Illinois (11/12/77)
46 Laurence Maroney vs. Purdue (9/24/05)
43 Laurence Maroney vs. Wisconsin (10/15/05)
42 Kent Kitzmann vs. Western Michigan (9/23/76)
42 Tellis Redmon vs. N.C. State (12/27/00)
41 Mohamed Ibrahim at Maryland (10/30/20)
40 Kent Kitzmann vs. Wisconsin (11/19/77)
38 Chris Darkins vs. Purdue (10/7/95)
38 Thomas Hamner at Penn State (11/6/99)
37 Terry Jackson II at Michigan State (10/19/02)
37 Darrell Thompson vs. Indiana State (9/30/89)
37 Marion Barber III vs. Alabama (12/31/04)

TOUCHDOWNS

4 Mohamed Ibrahim at Illinois (11/7/20)
4 Mohamed Ibrahim at Maryland (10/30/20)
4 Mitch Leidner vs. San Jose State (9/21/13)
4 Marion Barber III at Ohio (9/13/03)
4 Darrell Thompson vs. Bowling Green (9/1/86)
4 John King vs. Iowa (10/21/72)
4 Jim Carter vs. Iowa (11/1/69)
4 Curtis Wilson vs. Indiana (11/18/67)

CAREER RECORDS

CAREER 1,000-YARD RUSHERS

Player	Yds
1. Darrell Thompson, 1986-89	4,654
2. Rodney Smith, 2015-19	4,122
3. Laurence Maroney, 2003-05	3,933
4. Thomas Hamner, 1996-99	3,810
5. Marion Barber III, 2001-04	3,276
6. Chris Darkins, 1992-95	3,235
7. Marion Barber, 1977-80	3,094
8. Mohamed Ibrahim, 2018-present	3,003
9. David Cobb, 2011-14	2,893
10. Tellis Redmon, 1999-2001	2,481
11. Amir Pinnix, 2004-07	2,439
12. Garry White, 1977-80	2,353
13. Shannon Brooks, 2015-19	2,290
14. Francis "Pug" Lund, 1932-34#	2,264
15. Paul Giel, 1951-53	2,188
16. Rickey Foggie, 1984-87	2,150
17. Duane Bennett, 2007-11	2,126
18. Wayne "Red" Williams, 1942-45#	1,999
19. Thomas Tapeh, 2000-03	1,958
20. Herb Joesting, 1925-27#	1,850
21. Barry Mayer, 1968-70	1,829
22. Antonio Carter, 1990-93	1,817
23. Billy Bye, 1946-49	1,784
24. Rick Upchurch, 1973-74	1,783
25. Kent Kitzmann, 1976-78	1,761

RUSHING RECORDS

26. John King, 1971-73	1,758
27. DeLeon Eskridge, 2008-10	1,754
28. MarQueis Gray, 2009-12	1,731
29. Ernie Cook, 1969-71	1,680
30. Terry Jackson II, 2001-03	1,660
31. Shorty Almquist, 1925-27#	1,645
32. Donnell Kirkwood, 2010-14	1,474
33. Jim Carter, 1967-69	1,457
34. Harold Van Every, 1937-39#	1,302
35. Valdez Baylor, 1982-85	1,286
36. Billy Cockerham, 1966-99	1,280
37. Gary Russell, 2004-05	1,274
38. Jack Manders, 1930-32#	1,245
39. Byron Evans, 1996-99	1,226
40. George "Sonny" Franck, 1938-40#	1,197
41. Bob McNamara, 1953-55	1,179
42. Tony Dungy, 1973-76	1,165
43. Asad Abdul-Khaliq, 2000-03	1,158
44. Julius Alfonso, 1933-34, *36#	1,157
45. Tony Hunter, 1981-84	1,114
46. David Puk, 1982-85	1,062

CAREER RUSHING YARDS PER GAME

Player	YPG
1. Laurence Maroney, 2003-05	109.3
2. Darrell Thompson, 1986-89	105.8
3. Mohamed Ibrahim, 2018-present	103.6
4. Marion Barber III, 2001-04	86.2
5. Thomas Hamner, 1996-99	82.8
6. David Cobb, 2011-14	82.3
7. Rick Upchurch, 1973-74	81.1
8. Rodney Smith, 2015-19	79.3
9. Chris Darkins, 1992-95	78.9
10. Tellis Redmon, 1999-2001	75.2

CAREER RUSHING ATTEMPTS

1. Darrell Thompson, 1986-89	936
2. Thomas Hamner, 1996-99	882
3. Rodney Smith, 2015-2019	879
4. Laurence Maroney, 2003-05	660
Marion Barber, 1977-80	660
6. Chris Darkins, 1992-95	643
7. Marion Barber III, 2001-04	575
8. David Cobb, 2011-14	562
9. Paul Giel, 1951-53	551
10. Mohamed Ibrahim, 2018-present	547
11. Rickey Foggie, 1984-87	540
12. Duane Bennett, 2007-11	526
13. Tellis Redmon, 1999-2001	478
14. Amir Pinnix, 2004-07	462
15. DeLeon Eskridge, 2008-10	451
16. Antonio Carter, 1990-93	448

RUSHING AVG. PER CARRY (MIN. 200 ATT.)

Season	(Att.)	Avg.
1. Wayne "Red" Williams, 1942-45#	(320)	6.25
2. Gary Russell, 2004-05	(210)	6.07
3. Rick Upchurch, 1973-74	(294)	6.06
4. Laurence Maroney, 2003-05	(660)	5.96
5. Marion Barber III, 2001-04	(575)	5.70
6. Bob McNamara, 1953-55	(217)	5.54
7. Mohamed Ibrahim, 2018-present	(547)	5.49
8. Francis "Pug" Lund, 1932-34#	(416)	5.44
9. Amir Pinnix, 2004-07	(462)	5.40
10. George "Sonny" Franck, 1938-40#	(225)	5.32
11. Shannon Brooks, 2015-19	(431)	5.31
Harold Van Every, 1937-39#	(425)	5.31

CAREER RUSHING TOUCHDOWNS

1. Darrell Thompson, 1986-89	40
2. Marion Barber III, 2001-04	35
3. Marion Barber, 1977-80	34
4. Mohamed Ibrahim, 2018-present	33
Mitch Leidner, 2013-16	33

6. Laurence Maroney, 2003-05	32
7. Rodney Smith, 2015-19	29
8. Rickey Foggie, 1984-87	25
9. Thomas Tapeh, 2000-03	24
10. Herb Joesting, 1925-27#	23
11. Thomas Hamner, 1996-99	21
Chris Darkins, 1992-95	21
13. Shannon Brooks, 2015-19	20
David Cobb, 2011-14	20
Jim Carter, 1967-69	20
Paul Giel, 1951-53	20
Billy Bye, 1946-49	20
Shorty Almquist, 1925-27#	20
19. Jim Perkins, 1974-76	19
20. Amir Pinnix, 2004-07	18
Gary Russell, 2004-05	18
Sandy Stephens, 1959-61	18

CAREER 200-YARD RUSHING GAMES

1. Mohamed Ibrahim, 2018-present	3
Laurence Maroney, 2003-05	3
Chris Darkins, 1992-95	3
Darrell Thompson, 1986-89	3
Garry White, 1977-80	3
6. David Cobb, 2011-14	2
Terry Jackson II, 2001-03	2
Tellis Redmon, 1999-2001	2

CAREER 100-YARD RUSHING GAMES

1. Darrell Thompson, 1986-89	23
2. Laurence Maroney, 2003-05	21
3. Rodney Smith, 2015-19	16
4. Thomas Hamner, 1996-99	15
5. Mohamed Ibrahim, 2018-present	14
Marion Barber III, 2001-04	14
7. David Cobb, 2011-14	13
Tellis Redmon, 1999-2001	13
9. Marion Barber, 1977-80	12
10. Chris Darkins, 1992-95	9
Paul Giel, 1951-53	9
12. Amir Pinnix, 2004-07	8
Garry White, 1977-80	8
Wayne "Red" Williams, 1942-45#	8
15. Kent Kitzmann, 1976-78	7
Barry Mayer, 1968-70	7
17. Shannon Brooks, 2015-19	6

CONSECUTIVE MILESTONES

200-YARD RUSHING GAMES

2. Mohamed Ibrahim, 10/30 & 11/7/20
2. Terry Jackson II, 10/10 & 10/19/02

100-YARD RUSHING GAMES

9. Mohamed Ibrahim, 1/1/20-9/2/21
7. Laurence Maroney, 12/31/03-10/9/04
6. Laurence Maroney, 11/13/04-9/24/05
5. Rodney Smith, 9/28/19-10/26/19
5. Amir Pinnix, 11/11-9/8/07
5. Thomas Hamner, 10/2-10/30/99
5. Paul Giel, 10/20-11/17/51
4. Rodney Smith, 10/15-11/5/16
4. David Cobb, 10/19-11/9/13
4. Tellis Redmon, 9/30-10/21/00
3. Marion Barber III, 10/25-11/8/03
3. Laurence Maroney, 10/25-11/8/03
3. Marion Barber III, 9/13-9/27/03
3. Terry Jackson II, 10/3-10/19/02
3. Thomas Tapeh, 10/3-10/19/02
3. Chris Darkins, 10/1-10/15/94
3. Darrell Thompson, 10/21-11/4/89
3. Darrell Thompson, 10/3-10/17/87
3. Paul Giel, 10/17-11/7/53

GAMES WITH A RUSHING TOUCHDOWN

8. Marion Barber III, 8/30/03-10/18/03
7. Darrell Thompson, 11/22/86-10/16/87
6. Rodney Smith, 10/15/16-11/19/16
6. Thomas Hamner, 11/14/98-10/2/99

MISCELLANEOUS RECORDS

CONSECUTIVE GAMES WITH TWO 100-YARD RUSHERS

3. Marion Barber III & Laurence Maroney, 10/25-11/8/03
at Illinois, 10/25/03 (Barber 129, Maroney 179)
vs. Indiana, 11/1/03 (Barber 107, Maroney 164)
vs. Wisconsin, 11/8/03 (Barber 139, Maroney 135)
3. Thomas Tapeh & Terry Jackson II, 10/3-10/20/02
vs. Illinois, 10/3/02 (Tapeh 159, Jackson 113)
vs. Northwestern, 10/10/02 (Tapeh 176, Jackson 239)
at Michigan St., 10/20/02 (Tapeh 147, Jackson 238)

100 YARDS RUSHING IN A GAME BY THREE PLAYERS

Garry White (129), Duane Gregory (128), Marion Barber (118) vs. Northwestern, 1980
John King (188), Doug Beaudoin (157), Bob Morgan (133) vs. Northwestern, 1972

200-YARD RUSHING GAMES IN A SEASON

4. Laurence Maroney (203) at Tulsa, 9/1/05
Laurence Maroney (217) vs. Purdue, 9/24/05
Laurence Maroney (258) vs. Wisconsin, 10/15/05
Amir Pinnix (206) vs. Michigan State, 11/12/05

100 YARDS RUSHING IN A GAME BY TWO PLAYERS

Ky Thomas (144), Mar'Keise Irving (129) vs. West Virginia, 2021
Mar'Keise Irving (110), Ky Thomas (106) at Northwestern, 2021
Ky Thomas (139), Mar'Keise Irving (105) vs. Maryland, 2021
Rodney Smith (211), Shannon Brooks (111) vs. Illinois, 2019
Rodney Smith (153), Mohamed Ibrahim (101) vs. New Mexico State, 2018
Demry Croft (183), Rodney Smith (134) vs. Nebraska, 2017
Kobe McCrary (153), Rodney Smith (103) vs. Illinois, 2017
Rodney Smith (107), Kobe McCrary (107) vs. Middle Tennessee, 2017
Rodney Smith (104), Shannon Brooks (100) at Penn State, 2016
David Cobb (207), Chris Streveler (161) vs. San Jose State, 2014
Mitch Leidner (151), David Cobb (125) vs. San Jose State, 2013
Rodrick Williams (148), Philip Nelson (122) at New Mexico State, 2013
MarQueis Gray (160), Duane Bennett (114) at Northwestern, 2011
Alex Daniels (155), Amir Pinnix (114) at Kent State, 2006
Laurence Maroney (258), Gary Russell (139) vs. Wisconsin, 2005
Laurence Maroney (129), Gary Russell (128) vs. Michigan, 2005
Laurence Maroney (145), Gary Russell (116) vs. Florida Atlantic, 2005
Marion Barber III (187), Laurence Maroney (105) vs. Alabama, 2004
Marion Barber III (167), Laurence Maroney (156) vs. Iowa, 2004
Marion Barber III (201), Laurence Maroney (132) vs. Colorado State, 2004
Marion Barber III (149), Laurence Maroney (141) vs. Illinois St., 2004

RUSHING RECORDS

Marion Barber III (139), Laurence Maroney (135) vs. Wisconsin, 2003
Laurence Maroney (164), Marion Barber III (107) vs. Indiana, 2003
Laurence Maroney (179), Marion Barber III (129) at Illinois, 2003
Marion Barber III (197), Asad Abdul-Khaliq (106) vs. Michigan, 2003
Laurence Maroney (132), Marion Barber III (120) vs. ULL, 2003
Terry Jackson II (238), Thomas Tapeh (147) at Michigan State, 2002
Terry Jackson II (239), Thomas Tapeh (176) vs. Northwestern, 2002
Terry Jackson II (159), Thomas Tapeh (113) vs. Illinois, 2002
Marion Barber III (152), Tellis Redmon (126) vs. Michigan State, 2001
Thomas Hamner (174), Billy Cockerham (111) vs. Indiana, 1999
Thomas Hamner (184), Billy Cockerham (100) vs. Illinois, 1999
Thomas Hamner (148), Byron Evans (108) vs. Iowa, 1998
Javon Jackson (120), Rafael Cooper (102) vs. Arkansas State, 1995
Garry White (162), Marion Barber (118) vs. Illinois, 1980
Marion Barber (233), Garry White (102) vs. Illinois, 1978
Rick Upchurch (210), John Jones (125) vs. Iowa, 1974
John King (179), Larry Powell III (128) at Iowa, 1973
John King (173), Doug Beaudoin (135) vs. Iowa, 1972
John King (174), Bob Morgan (127) vs. Indiana, 1972
Ernie Cook (119), Craig Curry (107) vs. Kansas, 1971
Jim Carter (121), Barry Mayer (113) vs. Wisconsin, 1968
John Wintermute (135), Curtis Wilson (118) vs. Indiana, 1967
Billy Bye (140), Ev Faunce (105) vs. Wyoming, 1946
Red Williams (105), Victor Kulbitski (108) vs. Indiana, 1944

LONGEST RUNS

98 Darrell Thompson vs. Michigan, 11/7/87
93 Laurence Maroney vs. Wisconsin, 10/15/05
93 Byron Evans vs. Memphis, 9/19/98
86 Rick Upchurch vs. Iowa, 10/19/74
81 Billy Bye vs. Wyoming, 10/19/46
80 Laurence Maroney vs. Michigan, 10/9/04
80 Laurence Maroney vs. Illinois State, 9/11/04

POSITIONAL RECORDS

QUARTERBACK

SEASON RUSHING YARDS

1. MarQueis Gray, 2011	966
2. Billy Cockerham, 1999	831
3. Rickey Foggie, 1984	647
4. Adam Weber, 2007	617
5. Sandy Stephens, 1961	534

CAREER RUSHING YARDS

1. Rickey Foggie, 1984-87	2,038
2. MarQueis Gray, 2009-12	1,731
3. Mitch Leidner, 2013-16	1,495
4. Billy Cockerham, 1996-99	1,280
5. Tony Dungy, 1973-76	1,165
6. Asad Abdul-Khaliq, 2000-03	1,158

SEASON TOUCHDOWNS

1. Mitch Leidner, 2016	10
Mitch Leidner, 2014	10
Billy Cockerham, 1999	10
4. Rickey Foggie, 1985	9
Sandy Stephens, 1960	9
6. Craig Curry, 1971	8

CAREER TOUCHDOWNS

1. Mitch Leidner, 2013-16	33
2. Rickey Foggie, 1984-87	24
3. Sandy Stephens, 1959-61	18
4. Asad Abdul-Khaliq, 2000-03	16
Tony Dungy, 1973-76	16

100-YARD RUSHING GAMES

1. MarQueis Gray, 2009-12	5
2. Billy Cockerham, 1996-99	4
Rickey Foggie, 1984-87	4
4. Mitch Leidner, 2013-16	2
Asad Abdul-Khaliq, 2000-03	2
Craig Curry, 1969-71	2

100-YARD RUSHING GAMES

183 Demry Croft vs. Nebraska (11/11/17)
171 MarQueis Gray vs. Miami (Ohio) (9/17/11)
167 MarQueis Gray vs. Illinois (11/26/11)
161 Chris Streveler vs. San Jose State (9/20/14)
160 MarQueis Gray at Northwestern (11/19/11)
160 Sandy Stephens vs. Michigan (10/28/61)
156 Billy Cockerham vs. Illinois State (9/18/99)
153 Rickey Foggie vs. Wisconsin (10/13/84)
151 Mitch Leidner vs. San Jose State (9/21/13)
149 Tony Dungy vs. North Dakota (9/21/74)
140 Rickey Foggie vs. Wichita State (9/14/85)
136 Rickey Foggie vs. Northwestern (10/10/87)
133 Bob Morgan vs. Northwestern (11/17/72)
128 Bob Cox vs. Michigan State (11/17/56)
127 Bob Morgan vs. Indiana (9/16/72)
122 Philip Nelson at New Mexico State (9/7/13)
122 Billy Cockerham at Iowa (11/20/99)
118 Curtis Wilson vs. Indiana (11/18/67)
111 Mitch Leidner at Nebraska (11/22/14)
111 Billy Cockerham vs. Indiana (11/13/99)
110 MarQueis Gray vs. New Mexico St. (9/10/11)
110 Marquel Fleetwood vs. Colorado (9/19/92)
109 MarQueis Gray vs. New Hampshire (9/8/2012)
107 Craig Curry vs. Kansas (10/2/71)
106 Asad Abdul-Khaliq vs. Michigan (10/10/03)
103 Asad Abdul-Khaliq vs. Toledo (9/14/02)
101 Rickey Foggie vs. Michigan (11/10/84)
100 Billy Cockerham at Illinois (10/16/99)
100 Craig Curry vs. Indiana (10/10/70)

RECORDS BY CLASS

FRESHMAN

SEASON RUSHING YARDS

1. Darrell Thompson, 1986 (12 GP)	1,376
2. Mohamed Ibrahim, 2018 (10 GP)	1,160
3. Laurence Maroney, 2003 (13 GP)	1,121
4. Ky Thomas, 2021 (9 GP)	824
5. Marion Barber III, 2001 (11 GP)	742
6. Shannon Brooks, 2015 (12 GP)	709

SOPHOMORE

SEASON RUSHING YARDS

1. Tellis Redmon, 2000 (11 GP)	1,368
2. Laurence Maroney, 2004 (12 GP)	1,348
3. Terry Jackson II, 2002 (13 GP)	1,317
4. Darrell Thompson, 1987 (11 GP)	1,229
5. Marion Barber, 1978 (11 GP)	1,210

JUNIOR

SEASON RUSHING YARDS

1. Laurence Maroney, 2005 (11 GP)	1,464
2. Chris Darkins, 1994 (11 GP)	1,443
3. Amir Pinnix, 2006 (13 GP)	1,272
4. Marion Barber III, 2004 (12 GP)	1,269
5. David Cobb, 2013 (13 GP)	1,202

SENIOR

SEASON RUSHING YARDS

1. David Cobb, 2014 (13 GP)	1,626
2. Thomas Hamner, 1999 (12 GP)	1,426
3. Rodney Smith, 2019 (13 GP)	1,163
4. Darrell Thompson, 1989 (11 GP)	1,139
5. Garry White, 1980 (11 GP)	959

ALL-TIME TOP 10 RUSHERS

Year (Games)	Att.	Yards	Avg.	TD
1. DARRELL THOMPSON				
1986 (12)	242	1,376	5.7	8
1987 (11)	224	1,229	5.5	13
1988 (11)	210	910	4.3	9
1989 (11)	260	1,139	4.4	10
Total (45)	936	4,654	5.0	40

2. RODNEY SMITH

2015 (12)	157	670	4.3	2
2016 (13)	240	1,158	4.8	16
2017 (12)	229	977	4.3	3
2018 (2)	25	154	6.2	0
2019 (13)	228	1,163	5.1	8
Total (52)	879	4,122	4.7	29

3. LAURENCE MARONEY

2003 (13)	162	1,121	6.9	10
2004 (12)	217	1,348	6.2	12
2005 (11)	281	1,464	5.2	10
Total (36)	660	3,933	6.0	32

4. THOMAS HAMNER

1996 (11)	195	883	4.5	3
1997 (12)	170	663	3.9	4
1998 (11)	209	838	4.0	4
1999 (12)	308	1,426	4.6	10
Total (46)	882	3,810	4.3	21

5. MARION BARBER III

2001 (11)	118	742	6.3	7
2002 (2)	19	69	3.6	0
2003 (13)	207	1,196	5.8	17
2004 (12)	231	1,269	5.5	11
Total (38)	575	3,276	5.7	35

RUSHING RECORDS

6. CHRIS DARKINS				
1992 (11)	78	357	4.6	0
1993 (11)	124	610	4.9	4
1994 (11)	277	1,443	5.2	11
1995 (8)	164	825	5.0	6
Total (41)	643	3,235	5.0	21

7. MARION BARBER				
1977 (11)	132	589	4.5	3
1978 (11)	247	1,210	4.9	8
1979 (11)	127	526	4.1	12
1980 (11)	154	769	5.0	11
Total (44)	660	3,094	4.7	34

8. MOHAMED IBRAHIM				
2018 (10)	202	1,160	5.7	9
2019 (11)	114	604	5.3	7
2020 (7)	201	1,076	5.4	15
2021 (1)	30	163	5.4	2
Total (29)	547	3,003	5.5	33

9. DAVID COBB				
2011 (4)	10	57	5.7	0
2012 (5)	1	8	8.0	0
2013 (13)	237	1,202	5.1	7
2014 (13)	314	1,626	5.2	13
Total (35)	562	2,893	5.1	20

10. TELLIS REDMON				
1999 (11)	8	22	2.8	1
2000 (12)	293	1,368	4.7	8
2001 (11)	185	1,091	5.9	6
Total (34)	486	2,481	5.1	15

YEAR-BY-YEAR LEADERS

Year	Player	Att.	Yards	TD
1925	Shorty Almquist	97	505	—
1926	Herb Joesting	188	962	—
1927	Shorty Almquist	138	687	—
1928	Win Brockmeyer	91	549	—
1929	Art Pharmer	109	570	—
1930	Jack Manders	102	413	—
1931	Jack Manders	128	459	6
1932	Francis "Pug" Lund	163	867	2
1933	Francis "Pug" Lund	153	730	4
1934	Francis "Pug" Lund	100	667	6
1935	George Roscoe	123	648	4
1936	Andy Uram	64	456	2
1937	Harold Van Every	91	526	3
1938	Wilbur Moore	98	555	2
1939	Harold Van Every	133	733	3
1940	Bruce Smith	76	542	3
1941	Bill Daley	157	726	3
1942	Bill Daley	88	552	4
1943	Red Williams	99	561	7
1944	Red Williams	128	989	8
1945	Vic Kulbitski	112	485	5
1946	Billy Bye	70	467	5
1947	Billy Bye	87	433	5
1948	Ev Faunce	116	558	4
1949	Billy Bye	138	561	7
1950	Dick Gregory	66	315	1
1951	Paul Giel	152	789	6
1952	Paul Giel	201	650	5
1953	Paul Giel	198	749	9
1954	Bob McNamara	112	708	11
1955	Dick Borstad	96	440	5
1956	Bobby Cox	130	553	6
1957	Bob Blakely	65	324	6
1958	Bill Kauth	92	361	4
1959	Tom Robbins	93	339	2
1960	Roger Hagberg	101	443	3
1961	Sandy Stephens	122	534	8
1962	Jerry Jones	98	453	3

1963	Mike Reid	102	392	3
1964	Fred Farthing	113	433	3
1965	Joe Holmberg	106	352	4
1966	Curtis Wilson	138	546	4
1967	Jim Carter	142	519	3
1968	Barry Mayer	130	662	3
1969	Barry Mayer	162	745	3
1970	Ernie Cook	107	495	6
1971	Ernie Cook	177	881	5
1972	John King	237	1,164	11
1973	Rick Upchurch	141	841	9
1974	Rick Upchurch	153	942	4
1975	Bubby Holmes	132	573	3
1976	Kent Kitzmann	168	696	1
1977	Kent Kitzmann	175	723	4
1978	Marion Barber	247	1,210	8
1979	Garry White	135	861	6
1980	Garry White	177	959	9
1981	Frank Jacobs	147	636	8
1982	Tony Hunter	69	395	3
1983	David Puk	73	287	2
1984	Rickey Foggie	145	647	2
1985	Valdez Baylor	112	680	6
1986	Darrell Thompson	242	1,376	8
1987	Darrell Thompson	224	1,229	13
1988	Darrell Thompson	210	910	9
1989	Darrell Thompson	260	1,139	10
1990	Mark Smith	196	700	5
1991	Antonio Carter	165	660	1
1992	Antonio Carter	133	572	3
1993	Chris Darkins	124	610	4
1994	Chris Darkins	277	1,443	11
1995	Chris Darkins	164	825	6
1996	Thomas Hamner	195	883	3
1997	Thomas Hamner	170	663	4
1998	Thomas Hamner	209	838	4
1999	Thomas Hamner	308	1,426	10
2000	Tellis Redmon	293	1,368	8
2001	Tellis Redmon	185	1,091	6
2002	Terry Jackson II	239	1,317	6
2003	Marion Barber III	207	1,196	17
2004	Laurence Maroney	217	1,348	12
2005	Laurence Maroney	281	1,464	10
2006	Amir Pinnix	252	1,272	10
2007	Adam Weber	146	617	5
2008	DeLeon Eskridge	184	678	7
2009	Duane Bennett	98	376	6
2010	DeLeon Eskridge	193	698	7
2011	MarQueis Gray	199	966	6
2012	Donnell Kirkwood	218	926	6
2013	David Cobb	237	1,202	7
2014	David Cobb	314	1,626	13
2015	Shannon Brooks	119	709	7
2016	Rodney Smith	240	1,158	16
2017	Rodney Smith	229	977	3
2018	Mohamed Ibrahim	202	1,160	9
2019	Rodney Smith	228	1,163	8
2020	Mohamed Ibrahim	201	1,076	15
2021	Ky Thomas	166	834	6

100-YARD RUSHING GAMES

PERFORMANCES SINCE 1942

Name, Opponent (Date)	Yards
Bill Daley vs. Iowa Seahawks (10/3/42)	165
Wayne "Red" Williams at Iowa (11/14/42)	149
Loren Palmer vs. Nebraska (10/2/43)	111
Wayne "Red" Williams vs. Iowa (11/13/43)	143
Wayne "Red" Williams vs. Iowa Seahawks (9/23/44)	131
Wayne "Red" Williams vs. Missouri (10/14/44)	158
Wayne "Red" Williams at Ohio State (10/28/44)	156
Wayne "Red" Williams vs. Northwestern (11/4/44)	124
Wayne "Red" Williams vs. Indiana (11/11/44)	105
Victor Kulbitski vs. Indiana (11/11/44)	108
Wayne "Red" Williams at Wisconsin (11/25/44)	128
Victor Kulbitski vs. Missouri (9/22/45)	113
Bob Mealey at Nebraska (10/6/45)	113
Tom Cates vs. Northwestern (10/20/45)	111
Tom Cates vs. Ohio State (10/27/45)	104
Billy Bye vs. Wyoming (10/19/46)	140
Ev Faunce vs. Wyoming (10/19/46)	105
Billy Bye vs. Iowa (11/16/46)	112
Ev Faunce vs. Iowa (11/15/47)	137
Ev Faunce at Washington (9/25/48)	175
Dick Gregory at Ohio State (10/15/49)	129
Kermit Klefsaas vs. Purdue (11/18/50)	112
Kermit Klefsaas vs. Wisconsin (11/25/50)	121
Paul Giel vs. Nebraska (10/20/51)	105
Paul Giel vs. Michigan (10/27/51)	104
Paul Giel vs. Iowa (11/3/51)	166
Paul Giel vs. Indiana (11/10/51)	117
Paul Giel vs. Purdue (11/17/51)	165
Paul Giel vs. Purdue (11/8/52)	105
Paul Giel vs. Illinois (10/17/53)	142
Paul Giel vs. Michigan (10/24/53)	112
Paul Giel vs. Indiana (11/7/53)	101
Melvin Holme vs. Wisconsin (11/21/53)	121
Bob McNamara vs. N.western (10/9/54)	120
Ken Yackel vs. Illinois (10/16/54)	107
Bob McNamara vs. Oregon State (11/6/54)	161
Bob McNamara vs. Iowa (11/13/54)	115
Dick Borstad vs. Northwestern (10/8/55)	142
Dick Borstad vs. USC (10/28/55)	104
Bob Schultz vs. Wisconsin (11/19/55)	117
Bob Cox vs. Michigan State (11/17/56)	128
Roger Hagberg vs. Iowa (11/5/60)	103
Sandy Stephens vs. Michigan (10/28/61)	160
Joe Holmberg vs. Indiana (10/9/65)	115
Curtis Wilson vs. Stanford (9/24/66)	109
Curtis Wilson vs. Ohio State (10/29/66)	138
Curtis Wilson vs. Northwestern (11/5/66)	101
Jim Carter vs. Illinois (10/14/67)	118
Mo Forte vs. Iowa (11/4/67)	149
John Wintermute vs. Indiana (11/18/67)	135
Curtis Wilson vs. Indiana (11/18/67)	118
Barry Mayer vs. Iowa (11/2/68)	179
Jim Carter vs. Purdue (11/9/68)	101
Barry Mayer vs. Indiana (11/16/68)	177
Jim Carter vs. Wisconsin (11/23/68)	121
Barry Mayer vs. Wisconsin (11/23/68)	113
Jim Carter vs. Arizona State (9/20/69)	101
Barry Mayer vs. Indiana (10/11/69)	130
Jim Carter vs. Ohio State (10/18/69)	100
Barry Mayer vs. Iowa (11/1/69)	135
Ernest Cook vs. Northwestern (11/8/69)	141
Barry Mayer vs. Wisconsin (11/22/69)	216
Barry Mayer vs. Ohio (9/26/70)	118
Craig Curry vs. Indiana (10/10/70)	100
John Marquese vs. Michigan State (11/14/70)	102
Ernest Cook vs. Kansas (10/27/71)	119
Craig Curry vs. Kansas (10/27/71)	107
Ernest Cook vs. Iowa (10/16/71)	175
John Marquese vs. Wisconsin (11/20/71)	115
John King vs. Indiana (9/16/72)	174

RUSHING RECORDS

Bob Morgan vs. Indiana (9/16/72)	127	Darrell Thompson vs. Indiana (10/17/87)	103	Laurence Maroney vs. La-Lafayette (9/20/03)	132
John King vs. Iowa (10/23/72)	173	Darrell Thompson vs. Michigan (11/7/87)	201	Marion Barber III at Penn State (9/27/03)	134
Doug Beaudoin vs. Iowa (10/23/72)	135	Darrell Thompson vs. Miami (Ohio) (9/17/88)	179	Marion Barber III vs. Michigan (10/10/03)	197
John King vs. Northwestern (11/11/72)	188	Darrell Thompson vs. Northern Ill. (9/24/88)	102	Asad Abdul-Khaliq vs. Michigan (10/10/03)	106
Doug Beaudoin vs. Northwestern (11/11/72)	157	Darrell Thompson vs. Northwestern (10/8/88)	156	Marion Barber III at Illinois (10/25/03)	129
Bob Morgan vs. Northwestern (11/11/72)	133	Darrell Thompson vs. Iowa State (9/16/89)	106	Laurence Maroney at Illinois (10/25/03)	179
John King vs. Michigan State (11/18/72)	138	Darrell Thompson vs. Indiana State (9/30/89)	231	Marion Barber III vs. Indiana (11/1/03)	107
John King vs. North Dakota (9/22/73)	110	Darrell Thompson vs. Indiana (10/21/89)	117	Laurence Maroney vs. Indiana (11/1/03)	164
John King vs. Iowa (10/13/73)	179	Darrell Thompson vs. Ohio State (10/28/89)	133	Marion Barber III vs. Wisconsin (11/8/03)	139
Larry Powell at Iowa (10/20/73)	128	Darrell Thompson vs. Wisconsin (11/4/89)	143	Laurence Maroney vs. Wisconsin (11/8/03)	135
Rick Upchurch at Northwestern (11/3/73)	154	Darrell Thompson vs. Michigan (11/18/89)	125	Laurence Maroney vs. Oregon (12/31/03)	135
Rick Upchurch vs. Purdue (11/10/73)	177	Darrell Thompson vs. Iowa (11/25/89)	122	Laurence Maroney vs. Toledo (9/4/04)	108
Rick Upchurch vs. Wisconsin (11/24/73)	167	Mark Smith vs. Northwestern (10/31/90)	169	Marion Barber III vs. Illinois St. (9/11/04)	149
Rick Upchurch vs. Ohio State (9/14/74)	107	Antonio Carter vs. Ohio State (11/9/91)	120	Laurence Maroney vs. Illinois St. (9/11/04)	141
Tony Dungy vs. North Dakota (9/21/74)	149	Antonio Carter vs. Wisconsin (11/16/91)	136	Marion Barber III at Colorado State (9/18/04)	201
John Jones vs. Iowa (10/19/74)	125	Marquel Fleetwood vs. Colorado (9/19/92)	110	Laurence Maroney at Colorado State (9/18/04)	132
Rick Upchurch vs. Iowa (10/19/74)	210	Chris Darkins vs. Purdue (10/9/93)	149	Laurence Maroney vs. Northwestern (9/25/04)	145
Rick Upchurch at Purdue (11/9/74)	120	Chris Darkins vs. Pacific (9/10/94)	179	Laurence Maroney vs. Penn State (10/2/04)	144
Dexter Pride at Indiana (9/3/75)	167	Chris Darkins vs. San Diego State (9/17/94)	155	Laurence Maroney at Michigan (10/9/04)	145
Bobby Holmes vs. Ohio (10/4/75)	110	Chris Darkins at Indiana (10/1/94)	146	Marion Barber III vs. Illinois (10/23/04)	138
Greg Barlow vs. Northwestern (11/22/75)	102	Chris Darkins at Purdue (10/8/94)	234	Marion Barber III vs. Iowa (11/13/04)	167
Greg Barlow vs. Wisconsin (11/22/75)	102	Chris Darkins vs. Northwestern (10/15/94)	110	Laurence Maroney vs. Iowa (11/13/04)	156
Kent Kitzmann vs. Washington State (9/18/76)	111	Chris Darkins vs. Iowa (11/19/94)	188	Marion Barber III vs. Alabama (12/31/04)	187
Kent Kitzmann vs. Western Michigan (9/25/76)	183	Chris Darkins at Syracuse (9/23/95)	205	Laurence Maroney vs. Alabama (12/31/04)	105
Kent Kitzmann at Washington (10/2/76)	101	Javon Jackson vs. Arkansas State (9/30/95)	120	Laurence Maroney at Tulsa (9/1/05)	203
Kent Kitzmann at Michigan State (10/16/76)	112	Rafael Cooper vs. Arkansas State (9/30/95)	102	Laurence Maroney vs. Colorado State (9/10/05)	133
Jeff Thompson vs. Western Mich. (9/10/77)	109	Chris Darks vs. Purdue (10/7/95)	294	Laurence Maroney vs. Florida Atlantic (9/17/05)	145
Kent Kitzmann at Washington (10/2/77)	101	Thomas Hamner vs. NE Louisiana (9/7/96)	158	Gary Russell vs. Florida Atlantic (9/17/05)	116
Marion Barber at Indiana (10/29/77)	111	Thomas Hamner at Northwestern (10/12/96)	128	Laurence Maroney vs. Purdue (9/24/05)	217
Kent Kitzmann at Illinois (11/12/77)	266	Thomas Hamner at Hawaii (8/30/97)	104	Laurence Maroney at Michigan (10/8/05)	129
Kent Kitzmann vs. Wisconsin (11/19/77)	154	Thomas Hamner at Memphis (9/20/97)	102	Gary Russell at Michigan (10/8/05)	128
Marion Barber vs. Toledo (9/16/78)	122	Thomas Hamner at Penn State (10/18/97)	152	Laurence Maroney vs. Wisconsin (10/15/05)	258
Marion Barber vs. Iowa (10/14/78)	130	Thomas Hamner vs. Arkansas State (9/5/98)	137	Gary Russell vs. Wisconsin (10/15/05)	139
Marion Barber at Northwestern (10/21/78)	110	Thomas Hamner vs. Memphis (9/19/98)	128	Laurence Maroney vs. Ohio State (10/29/05)	127
Marion Barber vs. Indiana (11/4/78)	177	Thomas Hamner vs. Iowa (11/21/98)	148	Gary Russell at Indiana (11/5/05)	188
Garry White vs. Illinois (11/18/78)	100	Byron Evans vs. Iowa (11/21/98)	108	Amir Pinnix vs. Michigan State (11/12/05)	206
Marion Barber vs. Illinois (11/18/78)	232	Thomas Hamner vs. UL Monroe (9/11/99)	174	Laurence Maroney vs. Virginia (12/30/05)	109
Marion Barber at Wisconsin (11/25/78)	111	Billy Cockerham at Illinois State (9/18/99)	156	Alex Daniels at Kent State (8/31/06)	155
Garry White vs. Ohio State (9/15/79)	221	Thomas Hamner at Northwestern (10/2/99)	118	Amir Pinnix at Kent State (8/31/06)	114
Marion Barber vs. Northwestern (9/29/79)	143	Thomas Hamner vs. Wisconsin (10/9/99)	144	Amir Pinnix at Purdue (9/23/06)	173
Garry White vs. Michigan St. (11/10/79)	140	Billy Cockerham at Illinois (10/16/99)	100	Amir Pinnix at Michigan State (11/11/06)	113
Garry White vs. Wisconsin (11/17/79)	230	Thomas Hamner at Illinois (10/16/99)	184	Amir Pinnix vs. Iowa (11/18/06)	119
Marion Barber vs. Ohio (9/13/80)	126	Thomas Hamner vs. Ohio State (10/23/99)	115	Amir Pinnix vs. Texas Tech (12/29/06)	179
Marion Barber vs. USC (9/27/80)	109	Thomas Hamner vs. Purdue (10/30/99)	166	Amir Pinnix vs. Bowling Green (9/1/07)	168
Garry White vs. Northwestern (10/4/80)	129	Billy Cockerham vs. Indiana (11/13/99)	111	Amir Pinnix vs. Miami (Ohio) (9/8/07)	126
Duane Gregory vs. Northwestern (10/4/80)	128	Thomas Hamner vs. Indiana (11/13/99)	174	Jay Thomas vs. Northwestern (10/13/07)	100
Marion Barber vs. Northwestern (10/4/80)	118	Billy Cockerham at Iowa (11/20/99)	122	Duane Bennett vs. Michigan (10/27/07)	106
Marion Barber vs. Illinois (11/1/80)	162	Tellis Redman vs. UL Monroe (9/2/00)	101	DeLeon Eskridge vs. Montana State (9/13/08)	114
Garry White vs. Illinois (11/1/80)	103	Thomas Tapeh at Baylor (9/16/00)	183	DeLeon Eskridge at Illinois (10/13/08)	124
Garry White vs. Indiana (11/8/80)	145	Tellis Redman vs. Illinois (9/30/00)	183	Duane Bennett at Middle Tenn. St. (9/2/10)	187
Garry White vs. Michigan State (11/15/80)	201	Tellis Redman vs. Penn State (10/7/00)	150	Tellis Redman vs. South Dakota (9/11/10)	104
Marvell Ross vs. Ohio (9/12/81)	102	Tellis Redman at Ohio State (10/14/00)	118	DeLeon Eskridge vs. Northwestern (10/2/10)	119
Frank Jacobs vs. Illinois (10/3/81)	114	Tellis Redman at Indiana (10/21/00)	103	DeLeon Eskridge vs. Penn State (10/23/10)	111
Frank Jacobs vs. Northwestern (10/10/81)	182	Tellis Redman at Wisconsin (11/4/00)	211	MarQueis Gray vs. New Mexico State (9/10/11)	110
Manny Henry vs. Indiana (10/17/81)	105	Tellis Redman vs. N.C. State (12/27/00)	246	MarQueis Gray vs. Miami (Ohio) (9/17/11)	171
Tony Hunter vs. Ohio (9/11/82)	124	Marion Barber III vs. Louisiana-Laf. (9/8/01)	173	Duane Bennett vs. Iowa (10/29/11)	101
Tony Hunter vs. Michigan State (11/13/82)	131	Tellis Redman at Purdue (9/29/01)	152	MarQueis Gray at Northwestern (11/19/11)	110
Tony Hunter vs. Indiana (10/6/84)	116	Tellis Redman at Northwestern (10/13/01)	143	Duane Bennett at Northwestern (11/19/11)	114
Rickey Foggie vs. Wisconsin (10/13/84)	153	Marion Barber III vs. Michigan St. (10/20/01)	152	MarQueis Gray vs. Illinois (11/26/11)	167
Rickey Foggie vs. Michigan (11/10/84)	101	Tellis Redman vs. Michigan State (10/20/01)	126	MarQueis Gray vs. West Hampshire (9/8/12)	109
Rickey Foggie vs. Wichita State (9/14/85)	140	Tellis Redman vs. Murray State (10/27/01)	108	Donnell Kirkwood vs. Western Michigan (9/15/12)	110
Valdez Baylor vs. Indiana (10/19/85)	141	Tellis Redman vs. Ohio State (11/3/01)	103	Donnell Kirkwood vs. Purdue (10/27/12)	134
Darrell Thompson vs. Bowling Green (9/1/86)	205	Tellis Redman vs. Wisconsin (11/24/01)	128	Donnell Kirkwood at Illinois (11/10/12)	152
Darrell Thompson vs. Pacific (9/27/86)	117	Asad Abdul-Khaliq vs. Toledo (9/14/02)	103	Rodrick Williams at New Mexico State (9/7/13)	148
Darrell Thompson vs. Northwestern (10/11/86)	176	Terry Jackson II vs. Buffalo (9/21/02)	124	Philip Nelson at New Mexico State (9/7/13)	122
Darrell Thompson vs. Indiana (10/18/86)	191	Terry Jackson II vs. Illinois (10/3/02)	159	Mitch Leidner vs. San Jose State (9/21/13)	151
Darrell Thompson vs. Wisconsin (11/8/86)	117	Thomas Tapeh vs. Illinois (10/3/02)	113	David Cobb vs. San Jose State (9/21/13)	125
Darrell Thompson vs. Iowa (11/22/86)	104	Terry Jackson II vs. Northwestern (10/10/02)	239	David Cobb at Northwestern (10/19/13)	103
Darrell Thompson vs. Tennessee (12/29/86)	136	Thomas Tapeh vs. Northwestern (10/10/02)	176	David Cobb vs. Nebraska (10/26/13)	138
Darrell Thompson vs. Northern Iowa (9/12/87)	156	Terry Jackson II at Michigan State (10/20/02)	238	David Cobb at Indiana (11/2/13)	188
Darrell Thompson vs. California (9/19/87)	156	Thomas Tapeh at Michigan State (10/20/02)	147	David Cobb vs. Penn State (11/9/13)	139
Darrell Thompson vs. Purdue (10/3/87)	101	Thomas Tapeh vs. Arkansas (12/30/02)	100	David Cobb at Michigan State (11/30/13)	101
Darrell Thompson vs. Northwestern (10/10/87)	144	Marion Barber III at Ohio (9/13/03)	104	David Cobb vs. Middle Tennessee (9/6/14)	220
Rickey Foggie vs. Northwestern (10/10/87)	136	Marion Barber III vs. La-Lafayette (9/20/03)	120	David Cobb vs. San Jose State (9/20/14)	207

RUSHING RECORDS

Chris Streveler vs. San Jose State (9/20/14)	161
David Cobb at Michigan (9/27/14)	183
David Cobb vs. Purdue (10/18/14)	194
David Cobb at Illinois (10/25/14)	118
David Cobb vs. Ohio State (11/15/14)	145
Mitch Leidner at Nebraska (11/22/14)	111
David Cobb at Wisconsin (11/29/14)	118
Rodney Smith at Colorado State (9/12/15)	108
Shannon Brooks at Purdue (10/10/15)	176
Shannon Brooks vs. Illinois (11/21/15)	174
Rodney Smith vs. Oregon State (9/1/16)	125
Kobe McCrary vs. Indiana State (9/10/16)	176
Rodney Smith at Penn State (10/1/16)	104
Shannon Brooks at Penn State (10/1/16)	100
Rodney Smith at Maryland (10/15/16)	144
Rodney Smith vs. Rutgers (10/22/16)	111
Rodney Smith at Illinois (10/29/16)	100
Rodney Smith vs. Purdue (11/5/16)	153
Rodney Smith vs. Middle Tennessee (9/16/17)	107
Kobe McCrary vs. Middle Tennessee (9/16/17)	107
Shannon Brooks at Purdue (10/7/17)	116
Kobe McCrary vs. Illinois (10/21/17)	153
Rodney Smith vs. Illinois (10/21/17)	103
Demry Croft vs. Nebraska (11/11/17)	183
Rodney Smith vs. Nebraska (11/11/17)	134
Rodney Smith vs. New Mexico State (8/30/18)	153
Mohamed Ibrahim vs. New Mexico St. (8/30/18)	101
Bryce Williams vs. Miami (Ohio) (9/15/18)	141
Mohamed Ibrahim at Ohio State (10/13/18)	157
Shannon Brooks vs. Indiana (10/26/18)	154
Mohamed Ibrahim vs. Purdue (11/10/18)	155
Mohamed Ibrahim at Wisconsin (11/24/18)	121
Mohamed Ibrahim vs. Georgia Tech (12/26/18)	224
Rodney Smith at Purdue (9/28/19)	115
Rodney Smith vs. Illinois (10/5/19)	211
Shannon Brooks vs. Illinois (10/5/19)	111
Rodney Smith vs. Nebraska (10/12/19)	139
Rodney Smith at Rutgers (10/19/19)	111
Rodney Smith vs. Maryland (10/26/19)	103
Mohamed Ibrahim vs. Auburn (1/1/20)	140
Mohamed Ibrahim vs. Michigan (10/24/20)	140
Mohamed Ibrahim at Maryland (10/30/20)	207
Mohamed Ibrahim at Illinois (11/7/20)	224
Mohamed Ibrahim vs. Iowa (11/13/20)	144
Mohamed Ibrahim vs. Purdue (11/20/20)	102
Mohamed Ibrahim at Nebraska (12/12/20)	108
Mohamed Ibrahim at Wisconsin (12/19/20)	151
Mohamed Ibrahim vs. Ohio State (9/2/21)	163
Trey Potts vs. Miami (OH) (9/11/21)	178
Trey Potts at Colorado (9/18/21)	121
Trey Potts vs. Bowling Green (9/25/21)	141
Bryce Williams vs. Nebraska (10/16/21)	127
Ky Thomas vs. Maryland (10/23/21)	139
Mar'Keise Irving vs. Maryland (10/23/21)	105
Mar'Keise Irving at Northwestern (10/30/21)	110
Ky Thomas at Northwestern (10/30/21)	106
Ky Thomas at Iowa (11/13/21)	126
Ky Thomas at Indiana (11/20/21)	105
Ky Thomas vs. West Virginia (12/28/21)	144
Mar'Keise Irving vs. West Virginia (12/28/21)	129



PASSING RECORDS

Adam Weber (2007-10) • career leader in passing yards, touchdowns, attempts and completions

ATTEMPTS

Game: 67, Mike Hohensee vs. Ohio State, 11/7/81
Season: 449, Adam Weber, 2007
Career: 1,594, Adam Weber, 2007-10

COMPLETIONS

Game: 37, Mike Hohensee vs. Ohio State, 11/7/81
Season: 258, Adam Weber, 2008
Career: 909, Adam Weber, 2007-10

YARDS

Game: 478, Tim Schade vs. Penn State, 9/4/93
Season: 3,253, **Tanner Morgan, 2019**
Career: 10,917, Adam Weber, 2007-10

YARDS PER GAME

Season: 250.2, **Tanner Morgan, 2019**
Career: 218.3, Adam Weber, 2007-10

TOUCHDOWN PASSES

Game: 6, Scott Eckers vs. Purdue, 10/9/93
Season: 30, **Tanner Morgan, 2019**
Career: 72, Adam Weber, 2007-10

MOST PASSES INTERCEPTED

Game: 6, Don Swanson vs. Wisconsin, 11/20/54
Season: 19, Marquel Fleetwood, 1992
 Mike Hohensee, 1982
 Paul Giel, 1951
 Adam Weber, 2007
Career: 51, Adam Weber, 2007-10

TOUCHDOWN-INTERCEPTION RATIO

Season: 4.28, **Tanner Morgan, 2019 (30-7)**
Career: 2.20, Bryan Cupito, 2003-06 (55-25)
 2.55, **Tanner Morgan, 2018-present (46-18)**

COMPLETION PERCENTAGE

Game: 1.000, Cory Sauter vs. Ohio State, 1995 (7 of 7)
 Mark Carlson vs. Ohio State, 1978 (7 of 7)
Season: .660, **Tanner Morgan, 2019 (210 of 318)**
Career: .572, Mark Carlson, 1976-79 (255 of 477)
 .610, **Tanner Morgan, 2018-pres. (554 of 903)**

CONSECUTIVE COMPLETIONS

16, Tanner Morgan, vs. Nebraska, 10/16/21
 14, Tanner Morgan vs. Purdue, 9/28/19
 Mitch Leidner vs. Central Michigan, 12/28/15
 Mitch Leidner vs. Missouri, 1/1/2015
 Adam Weber at Bowling Green, 9/6/2008

CAREER AVG GAIN PER COMPLETION

16.8 yards, Rickey Foggie, 1984-87

LONGEST GAIN

96 yards, Asad Abdul-Khaliq to Jared Ellerson at Northwestern, 10/4/03
 94 yards, Marquel Fleetwood to John Lewis vs. Michigan, 10/24/92

FRESHMAN RECORDS

Completions: 258, Adam Weber, 2007
Passing Yardage: 2,895, Adam Weber, 2007
Touchdown Passes: 24, Adam Weber, 2007

SOPHOMORE RECORDS


Completions: 255, Adam Weber, 2008
Passing Yardage: 3,253, **Tanner Morgan, 2019**
Touchdown Passes: 30, **Tanner Morgan, 2019**

JUNIOR RECORDS

Completions: 242, Mitch Leidner, 2015
Passing Yardage: 2,701, Mitch Leidner, 2015
Touchdown Passes: 20, Mike Hohensee, 1981

SENIOR RECORDS

Completions: 214, Bryan Cupito, 2006
Passing Yardage: 2,819, Bryan Cupito, 2006
Touchdown Passes: 22, Bryan Cupito, 2006



Tanner Morgan (2018-present) • season leader in passing yards, passing yards per game, completion percentage and touchdown passes

PASSING RECORDS

SEASON RECORDS

PASSING YARDAGE (MIN. 2,000)

Season	Yards
1. Tanner Morgan, 2019	3,253
2. Adam Weber, 2007	2,895
3. Bryan Cupito, 2006	2,819
4. Adam Weber, 2008	2,761
5. Mitch Leidner, 2015	2,701
6. Adam Weber, 2010	2,679
7. Cory Sauter, 1995	2,600
8. Adam Weber, 2009	2,582
9. Cory Sauter, 1996	2,578
10. Bryan Cupito, 2005	2,530
11. Mike Hohensee, 1981	2,412
12. Asad Abdul-Khaliq, 2003	2,401
13. Mike Hohensee, 1982	2,380
14. Tim Schade, 1994	2,338
15. Asad Abdul-Khaliq, 2002	2,190
16. Mark Carlson, 1979	2,188
17. Mitch Leidner, 2016	2,169
18. Marquel Fleetwood, 1992	2,168
19. Bryan Cupito, 2004	2,097
20. Billy Cockerham, 1999	2,091

PASSING YARDAGE PER GAME

Season	YPG
1. Tanner Morgan, 2019	250.2
2. Adam Weber, 2007	241.3
3. Cory Sauter, 1995	236.4
4. Cory Sauter, 1996	234.4
5. Bryan Cupito, 2005	230.0
6. Adam Weber, 2010	223.3
7. Mike Hohensee, 1981	219.3
8. Bryan Cupito, 2006	216.8
9. Mike Hohensee, 1982	216.4
10. Tim Schade, 1994	212.5

PASSING ATTEMPTS (MIN. 300)

Season	Attempts
1. Adam Weber, 2007	449
2. Adam Weber, 2008	410
3. Mitch Leidner, 2015	407
4. Marquel Fleetwood, 1992	385
5. Adam Weber, 2010	368
6. Adam Weber, 2009	367
7. Mike Hohensee, 1981	362
8. Mike Hohensee, 1982	360
9. Bryan Cupito, 2006	359
10. Cory Sauter, 1995	352
11. Tim Schade, 1994	341
12. Cory Sauter, 1996	338
13. Tanner Morgan, 2019	318
14. Asad Abdul-Khaliq, 2002	315
15. Mitch Leidner, 2016	307
16. Mark Carlson, 1979	300

PASSING COMPLETIONS (MIN. 150)

Season	Completions
1. Adam Weber, 2007	258
2. Adam Weber, 2008	255
3. Mitch Leidner, 2015	242
4. Bryan Cupito, 2006	214
5. Tanner Morgan, 2019	210
6. Mike Hohensee, 1982	210
7. Adam Weber, 2010	205
8. Cory Sauter, 1995	204
9. Cory Sauter, 1996	200
10. Marquel Fleetwood, 1992	192
11. Adam Weber, 2009	191
12. Tim Schade, 1994	187
13. Mike Hohensee, 1981	182
14. Mark Carlson, 1979	177
15. Bryan Cupito, 2005	176
16. Mitch Leidner, 2016	173

17. Asad Abdul-Khaliq, 2002	165
18. Asad Abdul-Khaliq, 2003	158
19. Marquel Fleetwood, 1991	155

TOUCHDOWN PASSES (MIN. 10)

Season	TDs
1. Tanner Morgan, 2019	30
2. Adam Weber, 2007	24
3. Bryan Cupito, 2006	22
4. Adam Weber, 2010	20
5. Mike Hohensee, 1981	20
6. Bryan Cupito, 2005	19
7. Asad Abdul-Khaliq, 2002	19
8. Cory Sauter, 1995	18
9. Asad Abdul-Khaliq, 2003	17
10. Adam Weber, 2008	15
11. Billy Cockerham, 1999	15
12. Tony Dungy, 1975	15
13. Mitch Leidner, 2015	14
14. Bryan Cupito, 2004	14
15. Cory Sauter, 1996	14
16. Tim Schade, 1994	14
17. Adam Weber, 2009	13
18. Mike Hohensee, 1982	13
19. Asad Abdul-Khaliq, 2001	12
20. Mitch Leidner, 2014	11
21. Travis Cole, 2000	11
22. Billy Cockerham, 1998	11
23. Mark Carlson, 1979	11
24. Tanner Morgan, 2021	10
25. Rickey Foggie, 1984	10

COMPLETION PERCENTAGE (MIN. 100 ATT.)

Season	(Att.-Comp.)	Pct.
1. Tanner Morgan, 2019	(318-210)	.660
2. Asad Abdul-Khaliq, 2003	(250-158)	.632
3. Adam Weber, 2008	(410-255)	.622
4. Cory Sauter, 1995	(338-204)	.604
5. Tanner Morgan, 2021	(149-250)	.596
6. Bryan Cupito, 2006	(359-214)	.596
7. Mitch Leidner, 2015	(407-242)	.593
8. Bryan Cupito, 2005	(297-176)	.595
9. Marquel Fleetwood, 1991	(264-155)	.587
10. Tanner Morgan, 2018	(152-89)	.586
11. Travis Cole, 2000	(252-147)	.583
12. Mike Hohensee, 1982	(360-210)	.583
13. Tanner Morgan, 2020	(183-106)	.579
14. Adam Weber, 2007	(449-258)	.575

INTERCEPTIONS THROWN

Season	INT
1. Adam Weber, 2007	19
2. Marquel Fleetwood, 1992	19
3. Mike Hohensee, 1982	19
4. Paul Giel, 1951	19
5. Greg Murphy, 1983	16
6. John Hankinson, 1965	16
7. Adam Weber, 2009	15
8. Tony Dungy, 1975	14
9. Cory Sauter, 1995	13
10. Tim Schade, 1993	13
11. Tim Salem, 1980	13
12. Sandy Stephens, 1961	13

PASS EFFICIENCY RATING

1. Tanner Morgan, 2019	178.69
2. Asad Abdul-Khaliq, 2003	162.31
3. Tanner Morgan, 2018	147.62
4. MarQueis Gray, 2012*	146.00
5. Bryan Cupito, 2005	145.87
6. Bryan Cupito, 2006	140.78
7. Cory Sauter, 1995	134.85
8. Asad Abdul-Khaliq, 2001	134.55
9. Rickey Foggie, 1985	134.45

10. Tanner Morgan, 2021	134.28
11. Travis Cole, 2000	133.25
12. Mitch Leidner, 2013	131.90
13. Adam Weber, 2010	129.90
14. Asad Abdul-Khaliq, 2000	129.35
15. Tanner Morgan, 2020	128.15
16. Billy Cockerham, 1999	127.59

*Started three games at quarterback and threw at least one pass in three other games

GAME RECORDS

INDIVIDUAL YARDS PASSING

478 Tim Schade vs. Penn State (9/4/93)
444 Mike Hohensee vs. Ohio State (11/7/81)
416 Adam Weber vs. Michigan State (10/31/09)
404 Cory Sauter at Michigan State (10/21/95)
402 Scott Eckers vs. Purdue (10/8/93)
397 Cory Sauter vs. Ball State (9/14/96)
396 Tanner Morgan at Purdue (9/28/19)
396 Bryan Cupito vs. Ohio State (10/29/05)
394 Tim Schade vs. Michigan (11/12/94)
388 Asad Abdul-Khaliq at Iowa (11/15/03)
378 Bryan Cupito vs. Indiana (11/4/06)
377 Asad Abdul-Khaliq vs. Michigan St. (10/18/03)
373 Adam Weber vs. Northern Illinois (9/25/10)
368 Tanner Morgan at Iowa, (11/16/19)
368 Cory Sauter vs. Houston (9/27/97)
365 Tim Schade vs. Iowa (11/19/94)
357 Greg Murphy at Indiana (10/8/83)
355 Cory Sauter vs. Wisconsin (11/11/95)
354 Tim Schade vs. Purdue (10/8/94)
352 Adam Weber vs. Wisconsin (11/17/07)

TOUCHDOWN PASSES

6 Scott Eckers vs. Purdue (10/9/93)
5 Adam Weber vs. Michigan State (10/31/09)
5 Adam Weber at Northwestern (10/13/07)
5 Mike Hohensee vs. Ohio State (11/7/81)
5 Mike Hohensee vs. Oregon State (9/26/81)
4 Tanner Morgan at Northwestern (11/23/19)
4 Tanner Morgan at Purdue (9/28/19)
4 Mitch Leidner vs. Indiana State (9/10/16)
4 Mitch Leidner vs. Iowa (11/8/14)
4 Philip Nelson at Indiana (11/2/13)
4 Adam Weber at Florida Atlantic (9/15/07)
4 Adam Weber vs. Miami (Ohio) (9/8/07)
4 Bryan Cupito vs. Indiana (11/4/06)
4 Bryan Cupito vs. Temple (9/16/06)
4 Bryan Cupito vs. Virginia (12/30/05)
4 Asad Abdul-Khaliq vs. Michigan St. (10/18/03)
4 Asad Abdul-Khaliq at Northwestern (10/4/03)
4 Asad Abdul-Khaliq at La-Lafayette (9/7/02)
4 Cory Sauter vs. Michigan State (10/21/95)
4 Tony Dungy vs. North Dakota (9/21/74)
4 Sandy Stephens vs. Illinois (10/21/61)

PASSING ATTEMPTS

67 Mike Hohensee vs. Ohio State (11/7/81)
66 Tim Schade at Penn State (9/4/93)
56 Marquel Fleetwood vs. Pittsburgh (9/26/92)
55 Mike Hohensee vs. Illinois (10/2/82)
54 Marquel Fleetwood vs. Colorado (9/19/92)
52 Greg Murphy vs. Indiana (10/8/83)
51 Mark Carlson vs. Michigan (10/13/79)
51 Adam Weber vs. Northwestern (11/1/2008)
50 Cory Sauter vs. Northwestern (10/14/95)
50 Tim Schade vs. Michigan (11/12/94)
50 Mike Hohensee vs. Indiana (10/16/82)

PASSING COMPLETIONS

37 Mike Hohensee vs. Ohio State (11/7/81)
35 Marquel Fleetwood vs. Pittsburgh (9/26/92)
34 Tim Schade at Penn State (9/4/93)

PASSING RECORDS

34	Mike Hohensee vs. Indiana (10/16/82)
31	Adam Weber vs. Northern Illinois (9/25/10)
31	Adam Weber vs. Northwestern (11/1/2008)
31	Adam Weber at Florida Atlantic (9/15/07)
30	Tim Schade vs. Michigan (11/12/94)
29	Cory Sauter vs. Northwestern (10/14/95)
28	Asad Abdul-Khaliq at Iowa (11/15/03)
28	Tim Schade vs. Purdue (10/8/94)
28	Craig Curry vs. Ohio State (10/17/70)

INTERCEPTIONS THROWN

6	Don Swanson vs. Wisconsin (11/20/54)
---	--------------------------------------

PASS EFFICIENCY (MIN. 10 COMPLETIONS)

311.8	Asad Abdul-Khaliq at Northwestern (12-17-0-4-331) 10/4/03
306.7	Tanner Morgan at Purdue (21-22-0-4-396) 9/28/19
306.1	Bryan Cupito vs. Toledo (10-12-0-1-279) 9/4/04
281.9	Tanner Morgan vs. Penn State (18-20-0-3-339) 11/9/19
278.7	Asad Abdul-Khaliq at Illinois (12-15-0-3-237) 10/25/03
267.6	Mitch Leidner vs. Iowa (10-13-0-4-138) 11/8/14
235.8	Phillip Nelson at Indiana (16-23-0-4-298) 11/2/13
234.8	Mark Carlson at Iowa (14-17-0-2-230) 10/20/79
232.5	Asad Abdul-Khaliq vs. Murray State (14-17-0-3-186) 10/27/01
223.0	Cory Sauter at Wisconsin (16-22-0-2-315) 11/9/96

COMPLETION PCT. (MIN. 10 COMPLETIONS)

.955	Tanner Morgan at Purdue (21-22)	9/28/19
.900	Tanner Morgan vs. Penn State (18-20)	11/9/19
.840	Adam Weber vs. Bowling Green (21-25)	9/6/08
.833	Tanner Morgan vs. Nebraska (20-24)	10/16/21
.833	Bryan Cupito vs. Toledo (10-12)	9/4/04
.824	Mark Carlson at Iowa (14-17)	10/20/79
.824	Asad Abdul-Khaliq vs. Murray St.(14-17)	10/27/01
.818	Billy Cockerham vs. Illinois State (18-22)	9/8/99
.813	Timothy Salem vs. Ohio (13-16)	9/13/80
.800	Mitch Leidner vs. Colorado State (16-20)	9/24/16
.800	Mitch Leidner vs. Gen. Michigan (24-30)	12/28/15
.800	Asad Abdul-Khaliq at Illinois (12-15)	10/25/03

CAREER RECORDS

PASSING YARDAGE

1.	Adam Weber, 2007-10	10,917
2.	Tanner Morgan, 2018-present	8,072
3.	Bryan Cupito, 2003-06	7,446
4.	Mitch Leidner, 2013-16	7,287
5.	Cory Sauter, 1994-97	6,834
6.	Asad Abdul-Khaliq, 2000-03	6,660
7.	Marquel Fleetwood, 1989-92	5,279
8.	Rickey Foggie, 1984-87	5,162
9.	Mike Hohensee, 1981-82	4,792
10.	Tim Schade, 1993-94	3,986
11.	Tony Dungy, 1973-76	3,515
12.	Billy Cockerham, 1996-99	3,483
13.	Scott Schaffner, 1987-91	3,472
14.	Mark Carlson, 1976-79	3,128
15.	Craig Curry, 1969-71	3,060

PASSING YARDAGE PER GAME (MIN. 15 GMS)

1.	Adam Weber, 2007-10	218.3
2.	Mike Hohensee, 1981-82	217.8
3.	Bryan Cupito, 2003-06	196.0
4.	Tanner Morgan, 2018-present	192.2
5.	Tim Schade, 1993-94	181.2
6.	Cory Sauter, 1994-97	175.2

7.	Travis Cole, 2000-01	159.1
8.	Mitch Leidner, 2013-16	155.0
9.	Asad Abdul-Khaliq, 2000-03	154.9

PASSING ATTEMPTS

1.	Adam Weber, 2007-10	1,594
2.	Mitch Leidner, 2013-16	1,029
3.	Cory Sauter, 1994-97	945
4.	Bryan Cupito, 2003-06	918
5.	Tanner Morgan, 2018-present	903
6.	Marquel Fleetwood, 1989-92	876
7.	Asad Abdul-Khaliq, 2000-03	847
8.	Mike Hohensee, 1981-82	722
9.	Rickey Foggie, 1984-87	628
10.	Tim Schade, 1993-94	627
11.	Tony Dungy, 1973-76	586
12.	Scott Schaffner, 1987-91	515
13.	Craig Curry, 1969-71	505
14.	Billy Cockerham, 1996-99	485
15.	Mark Carlson, 1976-79	447

PASSING COMPLETIONS

1.	Adam Weber, 2007-2010	909
2.	Mitch Leidner, 2013-16	580
3.	Tanner Morgan, 2018-present	554
4.	Cory Sauter, 1994-97	539
5.	Bryan Cupito, 2003-06	513
6.	Asad Abdul-Khaliq, 2000-03	481
7.	Marquel Fleetwood, 1989-92	465
8.	Mike Hohensee, 1981-82	392
9.	Tim Schade, 1993-94	322
10.	Rickey Foggie, 1984-87	312
11.	Scott Schaffner, 1987-91	278
12.	Tony Dungy, 1973-76	274
13.	Mark Carlson, 1976-79	256
14.	Billy Cockerham, 1996-99	252
15.	Craig Curry, 1969-71	226

COMPLETION PERCENTAGE (MIN. 300 ATT.)

Name	(Comp.-Att.)	Pct.
1.	Tanner Morgan, 2018-pres. (554-903)	613
2.	Mark Carlson, 1976-79 (255-447)	572
3.	Adam Weber, 2007-10 (909-1594)	570
4.	Cory Sauter, 1994-97 (539-945)	570
5.	Asad Abdul-Khaliq, 2000-03 (481-847)	568
6.	Mitch Leidner, 2013-16 (580-1029)	564
7.	Bryan Cupito, 2003-06 (513-918)	558
8.	Travis Cole, 2000-01 (205-367)	558
9.	Mike Hohensee, 1981-82 (392-722)	543
10.	Scott Schaffner, 1987-91 (278-515)	540
11.	Marquel Fleetwood, 1989-92 (465-876)	531

TOUCHDOWN PASSES

1.	Adam Weber, 2007-10	72
2.	Tanner Morgan, 2018-present	56
3.	Bryan Cupito, 2003-06	55
4.	Asad Abdul-Khaliq, 2000-03	55
5.	Cory Sauter, 1994-97	40
6.	Mitch Leidner, 2013-16	36
7.	Rickey Foggie, 1984-87	34
8.	Mike Hohensee, 1981-82	33
9.	Billy Cockerham, 1996-99	29
10.	Tony Dungy, 1973-76	25
11.	Tim Schade, 1993-94	22
12.	Scott Schaffner, 1987-91	22
13.	Marquel Fleetwood, 1989-92	18
14.	Phillip Nelson, 2012-13	17
15.	Mark Carlson, 1976-79	17

INTERCEPTIONS THROWN

1.	Adam Weber, 2007-10	51
2.	Marquel Fleetwood, 1989-92	41
3.	Paul Giel, 1951-53	36
4.	Tony Dungy, 1973-76	35

5.	Cory Sauter, 1994-97	34
6.	Mitch Leidner, 2013-16	32
7.	Rickey Foggie, 1984-87	32
8.	Mike Hohensee, 1981-82	31
9.	Tanner Morgan, 2018-present	27
10.	Sandy Stephens, 1959-61	27
11.	Asad Abdul-Khaliq, 2000-03	26
12.	Bryan Cupito, 2003-06	25
13.	Billy Cockerham, 1996-99	24
14.	Craig Curry, 1969-71	24
15.	Tim Schade, 1993-94	23
16.	John Hankinson, 1962, 64-65	22
17.	Mark Carlson, 1976-79	20

PASS EFFICIENCY RATING

1.	Tanner Morgan, 2018-present	150.92
2.	Bryan Cupito, 2003-06	138.34
3.	Asad Abdul-Khaliq, 2000-03	138.13
4.	Rickey Foggie, 1984-87	126.64
5.	Travis Cole, 2000-01	126.58
6.	Cory Sauter, 1994-97	124.77
7.	Adam Weber, 2007-10	123.10
8.	Scott Eckers, 1992-94	122.43
9.	Billy Cockerham, 1996-99	122.12
10.	Mitch Leidner, 2013-16	121.20
11.	Mark Carlson, 1976-79	119.43
12.	Zack Annexstad, 2018-21	117.63
13.	MarQueis Gray, 2009-12	117.50
14.	Mike Hohensee, 1981-82	116.54
15.	Scott Schaffner, 1987-91	115.52
16.	Phillip Nelson, 2012-13	112.50
17.	Tim Schade, 1993-94	109.00

TOUCHDOWN-INTERCEPTION RATIO

Name	(TD-Int)	Ratio
1.	Bryan Cupito, 2003-06 (55-25)	2.20
2.	Asad Abdul-Khaliq, 2000-03 (55-26)	2.12
3.	Tanner Morgan, 2018-pres. (56-27)	2.07
4.	Adam Weber, 2007-10 (72-51)	1.41
5.	Zack Annexstad, 2018-21 (9-7)	1.29
6.	MarQueis Gray, 2009-12 (14-11)	1.27
7.	Phillip Nelson, 2012-13 (17-14)	1.21
8.	Cory Sauter, 1994-97 (40-33)	1.21
9.	Billy Cockerham, 1996-99 (29-24)	1.20
10.	Mitch Leidner, 2013-16 (36-32)	1.12
11.	Mike Hohensee, 1981-82 (33-31)	1.06
12.	Rickey Foggie, 1984-87 (34-32)	1.06

GAMES STARTED

1.	Adam Weber, 2007-2010	50
2.	Mitch Leidner, 2013-16	41
3.	Rickey Foggie, 1984-87	39
4.	Bryan Cupito, 2003-06	36
5.	Asad Abdul-Khaliq, 2000-03	36
6.	Cory Sauter, 1994-97	34
7.	Marquel Fleetwood, 1989-92	31

STARTING QB WIN PCT. (MIN. 15 STARTS)

Name	Pct. (W-L)
1.	Tanner Morgan, 2018-pres. 69.2 (27-12)
2.	Sandy Stephens, 1959-61 64.0 (16-9)
3.	Billy Cockerham, 1996-99 60.0 (12-8)
4.	Asad Abdul-Khaliq, 2000-03 59.5 (22-15)

PASSING RECORDS

CAREER MILESTONES

250-YARD-PLUS GAMES

14	Adam Weber, 2007-10
11	Cory Sauter, 1994-97
11	Mike Hohensee, 1981-82
10	Bryan Cupito, 2003-06
9	Tanner Morgan, 2018-present
6	Mitch Leidner, 2013-16
6	Asad Abdul-Khaliq, 2000-03
6	Tim Schade, 1993-94
3	Travis Cole, 2000-01
3	Scott Eckers, 1992-94

300-YARD-PLUS GAMES

7	Cory Sauter, 1994-97
6	Adam Weber, 2007-10
5	Tim Schade, 1993-94
4	Tanner Morgan, 2018-present
4	Asad Abdul-Khaliq, 2000-03
4	Bryan Cupito, 2003-06
4	Mike Hohensee, 1981-82

400-YARD-PLUS GAMES

1	Adam Weber, 2007-10
	Cory Sauter, 1994-97
	Tim Schade, 1993-94
	Scott Eckers, 1990-94
	Mike Hohensee, 1981-82

CONSECUTIVE MILESTONES

250-YARD PASSING GAMES

4	Mitch Leidner, 10/17-11/14/15
4	Mike Hohensee, 9/11-10/2/82

300-YARD PASSING GAMES

2	Tanner Morgan, 11/9 & 11/16/19
	Mitch Leidner, 10/17 & 10/31/15
	Cory Sauter, 10/14 & 10/21/95
	Tim Schade, 11/12 & 11/19/94
	Tim Schade, 9/4 & 9/11/93
	Mike Hohensee, 10/16 & 10/23/82

GAMES WITH A TOUCHDOWN PASS

18	Tanner Morgan, 12/26/18-11/13/20
12	Bryan Cupito, 9/1/05-8/31/06
10	Asad Abdul-Khaliq, 11/10/01-10/19/02
10	Mike Hohensee, 10/31/81-10/16/82

YARDS GAINED IN CONSECUTIVE GAMES

823	Tim Schade, 1993
	(478 vs. Penn State, 9/4/93; 345 vs. Indiana St., 9/11/93)

PASSING TOUCHDOWNS IN BACK-TO-BACK GAMES

9	Scott Eckers, 1993
	(6 vs. Purdue, 10/9/93); (3 at Northwestern, 10/16/93)

GAMES STARTED

50	Adam Weber, 9/1/07-11/27/10
	(Big Ten record)
41	Mitch Leidner, 11/9/13-12/27/16

RECORDS BY CLASS

FRESHMAN

SEASON PASSING YARDS

1.	Adam Weber, 2007 (12 GP)	2,895
2.	Tanner Morgan, 2018 (9 GP)	1,401
3.	Zack Annexstad, 2018 (8 GP)	1,207

SEASON PASSING TOUCHDOWNS

1.	Adam Weber, 2007 (12 GP)	24
2.	Rickey Foggie, 1984 (11 GP)	10

3.	Zack Annexstad, 2018 (8 GP)	9
	Tanner Morgan, 2018 (9 GP)	9

SOPHOMORE

SEASON PASSING YARDS

1.	Tanner Morgan, 2019 (13 GP)	3,253
2.	Adam Weber, 2008 (13 GP)	2,761
3.	Cory Sauter, 1995 (11 GP)	2,600

SEASON PASSING TOUCHDOWNS

1.	Tanner Morgan, 2019 (13 GP)	30
2.	Cory Sauter, 1995 (11 GP)	18
3.	Adam Weber, 2008 (13 GP)	15

JUNIOR

SEASON PASSING YARDS

1.	Mitch Leidner, 2015 (13 GP)	2,701
2.	Adam Weber, 2009 (13 GP)	2,582
3.	Cory Sauter, 1996 (11 GP)	2,578

SEASON PASSING TOUCHDOWNS

1.	Mike Hohensee, 1981 (11 GP)	20
2.	Asad Abdul-Khaliq, 2002 (12 GP)	19
	Bryan Cupito, 2005 (11 GP)	19

SENIOR

SEASON PASSING YARDS

1.	Bryan Cupito, 2006 (13 GP)	2,819
2.	Adam Weber, 2010 (12 GP)	2,679
3.	Asad Abdul-Khaliq, 2003 (13 GP)	2,401

SEASON PASSING TOUCHDOWNS

1.	Bryan Cupito, 2006 (13 GP)	22
2.	Adam Weber, 2010 (12 GP)	20
3.	Asad Abdul-Khaliq, 2003 (13 GP)	17

ALL-TIME TOP 10 PASSERS

sorted by career passing yards

Year	Att	Comp	Int	TD	Yards
1. ADAM WEBER					
2007 (12 GP))	449	258	19	24	2,895
2008 (13 GP)	410	255	8	15	2,761
2009 (13 GP)	367	191	15	13	2,582
2010 (12 GP)	368	205	9	20	2,679
Total (50 GP)	1594	909	51	72	10,917

2. TANNER MORGAN

2018 (9 GP)	152	89	6	9	1,401
2019 (13 GP)	318	210	7	30	3,253
2020 (7 GP)	183	106	5	7	1,374
2021 (13 GP)	250	149	9	10	2,044
Total (42 GP)	903	554	27	56	8,072

3. BRYAN CUPITO

2003 (13 GP)	1	0	0	0	0
2004 (12 GP)	261	123	7	14	2,097
2005 (11 GP)	297	176	9	19	2,530
2006 (13 GP)	359	214	9	22	2,819
Total (49 GP)	918	513	25	55	7,446

4. MITCH LEIDNER

2013 (10 GP)	78	43	1	3	619
2014 (12 GP)	237	122	8	11	1,798
2015 (13 GP)	407	242	11	14	2,701
2016 (12 GP)	307	173	12	8	2,169
Total (47 GP)	1,029	580	32	36	7,287

5. CORY SAUTER

1994 (5 GP)	21	9	1	0	80
1995 (11 GP)	338	204	13	18	2,600
1996 (11 GP)	352	200	11	14	2,578
1997 (12 GP)	234	126	8	8	1,576
Total (39 GP)	945	539	33	40	6,834

6. ASAD ABDUL-KHALIQ

2000 (9 GP)	95	51	4	7	676
2001 (11 GP)	187	107	6	12	1,393
2002 (12 GP)	315	165	11	19	2,190
2003 (13 GP)	250	158	5	17	2,401
Total (45 GP)	847	481	26	55	6,660

7. MARQUEL FLEETWOOD

1989 (11 GP)	56	23	6	0	270
1990 (11 GP)	171	95	7	6	1,199
1991 (11 GP)	264	155	10	5	1,642
1992 (11 GP)	385	192	18	7	2,168
Total (44 GP)	876	465	41	18	5,279

8. RICKEY FOGGIE

1984 (11 GP)	121	57	9	10	1,036
1985 (11 GP)	141	74	4	8	1,493
1986 (12 GP)	191	97	7	8	1,401
1987 (11 GP)	175	83	12	8	1,232
Total (45 GP)	628	311	32	34	5,162

9. MIKE HOHENSEE

1981 (11 GP)	362	182	12	20	2,412
1982 (11 GP)	360	210	19	13	2,380
Total (22 GP)	722	392	31	33	4,792

10. TIM SCHADE

1993 (11 GP)	286	135	13	8	1,648
1994 (11 GP)	341	187	10	14	2,338
Total (22 GP)	627	322	23	22	3,986

YEAR-BY-YEAR LEADERS

Year	Player	Att	Comp	Int	TD	Yds
1946	Ev Faunce	36	31	3	1	335
1947	Ev Faunce	44	15	5	1	234
1948	Ev Faunce	85	44	6	2	567
1949	Billy Bye	77	41	7	6	571
1950	George Hudak	45	17	3	2	131
1951	Paul Giel	124	57	19	3	689
1952	Paul Giel	101	42	10	6	643
1953	Paul Giel	93	50	7	4	590
1954	Gene Cappelletti	65	28	4	4	434
1955	Dick Larson	27	12	3	2	253
1956	Bob Cox	53	18	7	3	240
1957	Bob Cox	53	19	5	4	268
1958	Larry Johnson	51	17	5	3	406
	Jim Reese	98	35	12	2	555
1959	Larry Johnson	92	39	8	2	497
1960	Sandy Stephens	62	22	5	2	326
1961	Sandy Stephens	153	54	13	9	869
1962	Duane Blaska	154	71	11	8	862
1963	Bob Sadek	128	58	6	2	647
1964	John Hankinson	178	86	6	8	1,084
1965	John Hankinson	214	111	16	8	1,477
1966	Larry Carlson	108	56	5	5	599
1967	Curtis Wilson	76	33	8	6	543
1968	Phil Hagen	157	75	8	4	771
1969	Phil Hagen	208	109	9	6	1,266
1970	Craig Curry	228	103	12	6	1,315
1971	Craig Curry	266	118	10	9	1,691
1972	Bob Morgan	89	32	10	2	475
1973	John Lawing	48	23	6	3	276
1974	Tony Dungy	94	39	7	5	612
1975	Tony Dungy	225	123	14	15	1,515
1976	Tony Dungy	234	104	12	4	1,291
1977	Wendell Avery	99	45	4	3	591
1978	Mark Carlson	113	64	9	3	736
1979	Mark Carlson	300	177	10	11	2,188
1980	Tim Saleem	170	81	13	2	887
1981	Mike Hohensee	362	182	12	20	2,412
1982	Mike Hohensee	360	210	19	13	2,380
1983	Greg Murphy	242	115	16	6	1,410
1984	Rickey Foggie	121	57	9	10	1,036
1985	Rickey Foggie	162	74	4	8	1,493

PASSING RECORDS

1986	Rickey Foggie	216	97	7	8	1,401
1987	Rickey Foggie	175	83	12	8	1,232
1988	Scott Schaffner	191	106	7	7	1,234
1989	Scott Schaffner	190	101	8	7	1,373
1990	Marquel Fleetwood	171	95	7	6	1,199
1991	Marquel Fleetwood	264	155	10	5	1,642
1992	Marquel Fleetwood	385	192	18	7	2,168
1993	Tim Schade	286	135	13	8	1,648
1994	Tim Schade	341	187	10	14	2,338
1995	Cory Sauter	338	204	13	18	2,600
1996	Cory Sauter	352	200	11	14	2,578
1997	Cory Sauter	234	126	9	8	1,576
1998	Billy Cockerham	180	92	12	11	1,150
1999	Billy Cockerham	276	147	10	15	2,091
2000	Travis Cole	252	147	7	11	1,982
2001	Asad Abdul-Khalqi	187	107	6	12	1,393
2002	Asad Abdul-Khalqi	315	165	11	19	2,190
2003	Asad Abdul-Khalqi	250	158	5	17	2,401
2004	Bryan Cupito	261	123	7	14	2,097
2005	Bryan Cupito	297	176	9	19	2,530
2006	Bryan Cupito	359	214	9	22	2,819
2007	Adam Weber	449	258	19	24	2,895
2008	Adam Weber	410	255	8	15	2,761
2009	Adam Weber	367	191	15	13	2,582
2010	Adam Weber	368	205	9	20	2,679
2011	MarQueis Gray	213	108	8	8	1,495
2012	Philip Nelson	152	75	8	8	873
2013	Philip Nelson	186	94	6	9	1,306
2014	Mitch Leidner	237	122	8	11	1,798
2015	Mitch Leidner	407	242	11	14	2,701
2016	Mitch Leidner	307	173	12	8	2,169
2017	Conor Rhoda	109	59	4	5	839
2018	Tanner Morgan	152	89	6	9	1,401
2019	Tanner Morgan	318	210	7	30	3,253
2020	Tanner Morgan	183	106	5	7	1,374
2021	Tanner Morgan	250	149	9	10	2,044

250-YARD PASSING GAMES

PERFORMANCES SINCE 1950

Name, Opponent (Date) Att-Cmp-Int-TDs-Yds

John Hankinson vs. Northwestern (11/6/65)	22-14-2-1-255
Curtis Williams vs. Michigan State (10/21/67)	25-14-1-3-262
Phil Hagen vs. Arizona State (9/20/69)	40-19-3-1-278
Phil Hagen vs. Ohio State (10/18/69)	47-26-1-0-304
Craig Curry vs. Ohio State (10/17/70)	47-28-2-1-297
Mark Carlson vs. Michigan (10/13/79)	51-27-3-1-339
Mark Carlson vs. Indiana (11/3/79)	32-19-1-2-254
Mike Hohensee vs. Northwestern (10/10/81)	21-13-0-3-251
Mike Hohensee vs. Ohio State (11/7/81)	67-37-1-5-444
Mike Hohensee vs. Michigan State (11/14/81)	47-22-1-2-271
Mike Hohensee vs. Wisconsin (11/21/81)	34-17-1-2-254
Mike Hohensee vs. Ohio (9/11/82)	28-17-2-2-322
Mike Hohensee vs. Purdue (9/18/82)	26-18-1-2-254
Mike Hohensee vs. Washington State (9/25/82)	31-20-1-2-281
Mike Hohensee vs. Illinois (10/2/82)	55-27-1-2-344
Mike Hohensee vs. Indiana (10/16/82)	50-34-3-1-307
Mike Hohensee vs. Iowa (10/23/82)	43-27-4-0-311

Greg Murphy vs. Indiana (10/8/83)	52-23-3-4-357
Rickey Foggie vs. Northwestern (10/20/84)	23-9-0-2-281
Alan Holt vs. Michigan State (11/2/85)	31-18-0-1-275
Rickey Foggie vs. Northwestern (10/10/87)	24-13-1-3-272
Scott Schaffner vs. Ohio State (10/27/91)	29-17-3-2-293
Marquel Fleetwood vs. Colorado (9/19/92)	54-26-4-1-262
Marquel Fleetwood vs. Pittsburg (9/26/92)	56-35-1-2-346
Rob St. Sauer vs. Iowa (11/21/92)	32-21-0-2-261
Tim Schade vs. Penn State (9/4/93)	66-34-0-2-478
Tim Schade vs. Indiana State (9/11/93)	39-26-2-1-345
Scott Eckers vs. Purdue (10/9/93)	36-24-1-6-402
Scott Eckers vs. Wisconsin (10/23/93)	30-17-4-2-267
Scott Eckers vs. Michigan (11/13/93)	40-22-3-1-277
Tim Schade vs. Purdue (10/8/94)	42-28-2-2-354
Tim Schade vs. Northwestern (10/15/94)	43-21-0-2-294
Tim Schade vs. Michigan (11/12/94)	50-30-2-3-394
Tim Schade vs. Iowa (11/19/94)	41-24-1-2-365
Cory Sauter vs. Ball State (9/16/95)	31-17-0-3-260
Cory Sauter vs. Northwestern (10/14/95)	50-29-1-1-303
Cory Sauter vs. Michigan State (10/21/95)	37-24-1-4-404
Cory Sauter vs. Wisconsin (11/1/95)	36-20-1-3-355
Cory Sauter vs. Ball State (9/14/96)	35-23-1-2-397
Cory Sauter vs. Purdue (10/5/96)	40-26-2-2-319
Cory Sauter vs. Michigan (10/26/96)	36-23-1-0-283
Cory Sauter vs. Wisconsin (11/9/96)	22-16-0-2-315
Cory Sauter vs. Illinois (11/16/96)	37-23-1-2-285
Cory Sauter vs. Houston (9/27/97)	35-23-0-3-368
Cory Sauter vs. Indiana (11/15/97)	25-16-1-2-267
Billy Cockerham at Penn State (11/6/99)	24-14-0-2-277
Billy Cockerham vs. Oregon (12/31/99)	37-19-2-3-257
Travis Cole at Indiana (10/21/00)	32-20-1-2-286
Travis Cole vs. Northwestern (10/28/00)	33-18-1-1-251
Travis Cole vs. Iowa (11/18/00)	38-23-0-3-299
Asad Abdul-Khalqi at Iowa (11/17/01)	34-20-1-3-319
Asad Abdul-Khalqi vs. Wisconsin (11/24/01)	25-17-1-3-265
Asad Abdul-Khalqi at Wisconsin (11/23/02)	33-15-1-2-282
Asad Abdul-Khalqi at Northwestern (10/4/03)	17-12-0-4-331

Asad Abdul-Khalqi vs. Michigan State (10/18/03)	40-27-0-4-377
Asad Abdul-Khalqi at Iowa (11/15/03)	46-28-0-1-388
Bryan Cupito vs. Toledo (9/4/04)	12-10-0-1-279
Bryan Cupito at Wisconsin (11/6/04)	33-17-0-1-258
Bryan Cupito vs. Purdue (9/24/05)	35-22-3-3-271
Bryan Cupito vs. Ohio State (10/29/05)	35-26-0-1-396
Bryan Cupito at Iowa (11/19/05)	46-22-2-1-315
Bryan Cupito vs. Virginia (12/30/05)	28-18-1-4-263
Bryan Cupito vs. Penn State (10/7/06)	36-25-0-2-347
Bryan Cupito vs. Indiana (11/4/06)	33-22-0-4-378
Bryan Cupito vs. Iowa (11/18/06)	30-18-1-2-267
Bryan Cupito vs. Texas Tech (12/29/06)	31-19-1-3-263
Adam Weber vs. Miami (Ohio) (9/8/07)	40-26-1-4-271
Adam Weber at Florida Atlantic (9/15/07)	47-31-4-4-335
Adam Weber at Indiana (10/6/07)	44-24-2-1-280
Adam Weber at Northwestern (10/13/07)	38-25-2-5-341
Adam Weber vs. Wisconsin (11/17/07)	37-21-2-3-352
Adam Weber vs. Northern Illinois (8/30/08)	37-24-0-2-298
Adam Weber vs. Indiana (10/4/08)	37-22-0-0-274
Adam Weber vs. Northwestern (11/1/08)	51-31-1-1-327
Adam Weber vs. Wisconsin (10/3/09)	30-16-1-1-271
Adam Weber vs. Michigan State (10/31/09)	31-19-1-5-416
Adam Weber vs. Iowa State (12/31/09)	32-18-1-1-261
Adam Weber vs. South Dakota (9/11/10)	31-21-0-3-258
Adam Weber vs. Northern Illinois (9/25/10)	46-31-1-2-373
Adam Weber vs. Penn State (10/23/10)	49-26-1-3-299
MarQueis Gray at Michigan State (11/5/11)	32-19-2-3-295
MarQueis Gray at UNLV (8/30/12)	30-17-1-2-269
Philip Nelson at Indiana (11/2/13)	23-16-0-4-298
Mitch Leidner vs. Missouri (11/1/15)	31-21-0-1-258
Mitch Leidner vs. Ohio (9/26/15)	31-22-0-0-264
Mitch Leidner vs. Nebraska (10/17/15)	40-26-2-1-301
Mitch Leidner vs. Michigan (10/31/15)	33-16-0-1-317
Mitch Leidner at Ohio State (11/7/15)	44-27-1-2-281
Mitch Leidner at Iowa (11/14/15)	27-19-0-1-259
Mitch Leidner vs. Indiana State (9/1/16)	30-20-0-4-295
Tanner Morgan vs. Indiana (10/26/18)	24-17-1-3-302

PASSING RECORDS

Tanner Morgan at Illinois (11/3/18)	27-14-0-2-258
Tanner Morgan vs. Georgia Southern (9/14/19)	31-19-1-3-289
Tanner Morgan at Purdue (9/28/19)	22-21-0-4-396
Tanner Morgan vs. Penn State (11/9/19)	20-18-0-3-339
Tanner Morgan at Iowa (11/16/19)	36-25-0-1-368

Tanner Morgan vs. Wisconsin (11/0/19)	37-20-1-2-296
Tanner Morgan vs. Auburn (11/1/20)	29-19-1-2-278
Tanner Morgan vs. Purdue (11/20/20)	22-15-0-0-264

STARTING QUARTERBACK RECORDS (SINCE 1959)

1959	Steve Olsen	0-1	1991	Marquel Fleetwood	2-9	2008	Adam Weber	7-6		
Sandy Stephens	1-5	1975	Tony Dungy	6-5						
Larry Johnson	1-2									
1960		1976	Tony Dungy	6-5	1992	Marquel Fleetwood	2-9	2009	Adam Weber	6-7
Sandy Stephens	7-2									
Joe Salem	1-0	1977	Wendell Avery	5-4	1993	Tim Schade	1-4	2010	Adam Weber	3-9
1961			Marc Trestman	1-0		Scott Eckers	3-3			
Sandy Stephens	8-2		Mark Carlson	1-1	1994	Tim Schade	2-8	2011	MarQueis Gray	3-7
1962		1978	Mark Carlson	3-2		Scott Eckers	1-0		Max Shortell	0-2
Duane Blaska	6-2-1		Wendell Avery	2-4	1995	Cory Sauter	3-8	2012	MarQueis Gray	3-1
1963		1979	Mark Carlson	4-6-1		Cory Sauter	4-7		Max Shortell	1-2
Bob Sadek	1-2	1980	Tim Salem	5-6	1996	Cory Sauter	3-9	2013	Philip Nelson	2-4
Russell Peterson	2-4								Philip Nelson	5-4
1964		1981	Mike Hohensee	6-5	1997	Billy Cockerham	4-4	2014	Mitch Leidner	7-5
John Hankinson	5-4					Andy Persby	1-2		Chris Streveler	1-0
1965		1982	Mike Hohensee	3-8	1998	Billy Cockerham	8-4	2015	Mitch Leidner	6-7
John Hankinson	5-4-1									
1966		1983	Greg Murphy	1-5	1999	Asad Abdul-Khaliq	2-2	2016	Mitch Leidner	8-4
Curtis Wilson	4-5-1		Brett Sadek	0-5		Travis Cole	4-4		Conor Rhoda	1-0
1967		1984	Brett Sadek	1-3	2000	Asad Abdul-Khaliq	3-5	2017	Conor Rhoda	3-3
Ray Stephens	2-1		Rockey Foggie	3-4		Travis Cole	1-2		Demry Croft	2-4
Phil Hagen	1-0	1985	Rickey Foggie	7-4	2001	Asad Abdul-Khaliq	7-5	2018	Zack Annexstad	3-4
Curtis Wilson	5-1		Alan Holt	0-1		Benji Kamrath	1-0		Tanner Morgan	4-2
1968		1986	Rickey Foggie	6-6	2002	Asad Abdul-Khaliq	10-3	2019	Tanner Morgan	11-2
Phil Hagen	4-3									
Ray Stephens	2-1	1987	Alan Holt	2-0	2003	Bryan Cupito	7-5	2020	Tanner Morgan	3-4
1969			Rickey Foggie	4-5						
Phil Hagen	4-3-1	1988	Alan Holt	2-2	2004	Bryan Cupito	7-4	2021	Tanner Morgan	9-4
Walt Bowser	0-2		Scott Schaffner	0-5-2		Tony Mortensen	0-1			
1970		1989	Scott Schaffner	6-5	2005	Bryan Cupito	6-7			
Craig Curry	3-6-1									
1971		1990	Scott Schaffner	1-1	2006	Adam Weber	1-11			
Craig Curry	4-7		Marquel Fleetwood	5-4						
1972										
Bob Morgan	4-6									
John Lawing	0-1									
1973										
John Lawing	6-3									
Tony Dungy	0-1									
Gil Flash	1-0									
1974										
Tony Dungy	4-5									
Marc Trestman	0-1									



RECEIVING RECORDS

Tyler Johnson (2016-19) • career leader in receiving yards and touchdowns



Eric Decker (2006-09) • career leader in receptions

RECEPTIONS

Game: 13, Eric Decker vs. Indiana, 10/4/2008
 Aaron Osterman vs. Michigan, 11/12/94

Season: 86, Tyler Johnson, 2019
 Career: 227, Eric Decker, 2006-09

RECEIVING YARDS

Game: 228, Ryan Thelwell vs. Ball St., 9/14/96 (8 rec.)
 Season: 1,318, Tyler Johnson, 2019
 Career: 3,305, Tyler Johnson, 2016-19

RECEIVING YARDS PER GAME

Season: 101.4, Tyler Johnson, 2019
 Career: 77.3, Rashod Bateman, 2018-20

RECEIVING TOUCHDOWNS

Game: 5, Omar Douglas vs. Purdue, 10/9/93[^]
 Season: 13, Tyler Johnson, 2019
 Career: 33, Tyler Johnson, 2016-19

YARDS PER RECEPTION

Season: 24.3, Jared Ellerson, 2005 (21 rec.)
 Career: 18.5, Jared Ellerson, 2002-05 (111 rec.)

LONGEST GAIN

96 yards, Jared Ellerson from Asad Abdul-Khaliq at
 Northwestern, 10/4/03
 94 yards, John Lewis from Marquel Fleetwood vs.
 Michigan, 10/24/92

100-YARD RECEIVING GAMES

Season: 7, Tyler Johnson, 2019
 Career: 16, Tyler Johnson, 2016-19
 Consecutive: 4, Tyler Johnson, 10/6/18-10/26/18
 Eric Decker, 12/31/08-9/18/09
 Consecutive in **BIG Games**: 4, Tyler Johnson, 10/6/18-
 10/26/18

CONSECUTIVE GAMES WITH RECEPTION

46 games, Ron Johnson, 1998-2001[^]

FRESHMAN RECORDS

Receptions: 51, Rashod Bateman, 2018
 Yardage: 704, Rashod Bateman, 2018
 Touchdowns: 7, Ernie Wheelwright, 2004

SOPHOMORE RECORDS

Receptions: 67, Eric Decker, 2007
 Yardage: 1,219, Rashod Bateman, 2019
 Touchdowns: 11, Rashod Bateman, 2019

JUNIOR RECORDS

Receptions: 84, Eric Decker, 2008
 Yardage: 1,169, Tyler Johnson, 2018
 Touchdowns: 12, Tyler Johnson, 2018

SENIOR RECORDS

Receptions: 86, Tyler Johnson, 2019
 Yardage: 1,318, Tyler Johnson, 2019
 Touchdowns: 13, Tyler Johnson, 2019

RUNNING BACK CAREER RECEIVING RECORDS

Receptions: 132, Chuck Rios, 1990-94
 Yardage: 1,146, Chuck Rios, 1990-94
 Touchdowns: 5, Duane Bennett, 2007-11;
 Chris Darkins, 1993-96; Rick Upchurch, 1973-74

TIGHT END CAREER RECEIVING RECORDS

Receptions: 109, Matt Spaeth, 2003-06
 Yardage: 1,293, Matt Spaeth, 2003-06
 Touchdowns: 15, Ben Utecht, 2000-03

[^] Big Ten record

RECEIVING RECORDS

SEASON RECORDS

RECEPTIONS

Season	Receptions
1. Tyler Johnson, 2019	86
2. Eric Decker, 2008	84
3. Tyler Johnson, 2018	78
4. KJ Maye, 2015	73
5. Eric Decker, 2007	67
6. Drew Wolitarsky, 2016	66
Ernie Wheelwright, 2007	66
8. Tutu Atwell, 1996	62
9. Ron Johnson, 2000	61
Omar Douglas, 1992	61
11. Rashod Bateman, 2019	60
Luke Leverson, 1998	60
Omar Douglas, 1993	60
14. Logan Payne, 2006	59
15. Tutu Atwell, 1997	58
Ryan Thelwell, 1995	58
Chester Cooper, 1981	58
18. Ron Johnson, 2001	56
19. Ryan Thelwell, 1996	54
20. Chuck Rios, 1994	52
21. Rashod Bateman, 2018	51
Da'Jon McKnight, 2011	51
Aaron Hosack, 2003	51
24. Eric Decker, 2009	50

RECEIVING YARDS (MIN. 750 YDS)

Season	Yards
1. Tyler Johnson, 2019	1,318
2. Rashod Bateman, 2019	1,219
3. Tyler Johnson, 2018	1,169
4. Ron Johnson, 2000	1,125
5. Eric Decker, 2008	1,074
6. Ryan Thelwell, 1996	1,051
7. Chester Cooper, 1981	1,012
8. Tutu Atwell, 1997	924
9. Eric Decker, 2007	909
Jared Ellerson, 2003	909
11. Ron Johnson, 2001	895
12. Omar Douglas, 1993	880
13. Drew Wolitarsky, 2016	860
14. Luke Leverson, 1998	854
15. Tutu Atwell, 1996	822
16. Aaron Hosack, 2003	814
17. Logan Payne, 2006	804
18. Ernie Wheelwright, 2007	775
Ryan Thelwell, 1995	775
20. KJ Maye, 2015	773
21. Da'Jon McKnight, 2011	760
22. Eric Decker, 2009	758
23. Da'Jon McKnight, 2010	750

RECEIVING YARDS PER GAME

Season	Yards
1. Tyler Johnson, 2019	101.4
2. Ryan Thelwell, 1996	95.5
3. Eric Decker, 2009	94.8
4. Rashod Bateman, 2020	94.4
5. Rashod Bateman, 2019	93.77
6. Ron Johnson, 2000	93.75
7. Chester Cooper, 1981	92.0
8. Tyler Johnson, 2018	89.9
9. Eric Decker, 2008	89.5
10. Ron Johnson, 2001	81.4
11. Omar Douglas, 1993	80.0

AVERAGE PER RECEPTION (MIN. 20 REC.)

Season	(Rec.)	Avg.
1. Jared Ellerson, 2005	(21)	24.3
2. Dwayne McMullen, 1984	(26)	22.9
3. Aaron Hosack, 2002	(29)	22.4
4. Ernie Wheelwright, 2008	(30)	21.8
5. Melvin Anderson, 1985	(26)	21.3
6. Jared Ellerson, 2003	(44)	20.7
7. Rashod Bateman, 2019	(60)	20.3
8. Chris Autman-Bell, 2020	(22)	19.54
9. Ryan Thelwell, 1996	(54)	19.46
10. Tyler Johnson, 2017	(35)	19.3

RECEIVING TOUCHDOWNS

Season	TDs
1. Tyler Johnson, 2019	13
2. Tyler Johnson, 2018	12
3. Rashod Bateman, 2019	11
Ron Johnson, 2000	11
Omar Douglas, 1993	11
6. Da'Jon McKnight, 2010	10
7. Eric Decker, 2007	9
Ernie Wheelwright, 2007	9
Logan Payne, 2006	9
Ron Johnson, 2001	9
Luke Leverson, 1998	9
12. Maxx Williams, 2014	8
Aaron Hosack, 2003	8
14. Tyler Johnson, 2017	7
A.J. Barker, 2012	7
Eric Decker, 2008	7
Ernie Wheelwright, 2004	7
Ron Johnson, 1999	7
Elmer Bailey, 1979	7
20. Chris Autman-Bell, 2021	6
Rashod Bateman, 2018	6
Ben Utecht, 2002	6
Tutu Atwell, 1996	6
Ryan Thelwell, 1995	6
Jay Carroll, 1981	6
Chester Cooper, 1981	6

100-YARD RECEIVING GAMES

Season	No.
1. Tyler Johnson, 2019	7
2. Tyler Johnson, 2018	6
Ryan Thelwell, 1996	6
4. Rashod Bateman, 2019	5
Aaron Hosack, 2003	5
Ron Johnson, 2000	5
Luke Leverson, 1998	5
8. Eric Decker, 2009	4
Eric Decker, 2008	4
Jared Ellerson, 2003	4
Tutu Atwell, 1996	4
Tutu Atwell, 1995	4
Omar Douglas, 1993	4
Chester Cooper, 1981	4

GAME RECORDS

RECEIVING YARDS

228 Ryan Thelwell vs. Ball State (9/14/96)
204 Tyler Johnson vs. Auburn (1/1/20)
203 Rashod Bateman vs. Penn State (11/9/19)
193 Omar Douglas vs. Penn State (9/4/93)
190 Eric Decker vs. Indiana (10/4/2008)
189 Jared Ellerson at Northwestern (10/4/03)
187 Aaron Osterman vs. Michigan (11/12/94)
186 Dwayne McMullen vs. Northwestern (10/24/84)

184 Tyler Johnson at Nebraska (10/20/18)
183 Eric Decker at Syracuse (9/5/09)
182 Chester Cooper vs. Ohio State (11/7/81)
181 Ron Johnson at Iowa (11/17/01)
178 Ryan Thelwell vs. Northwestern (10/15/94)
178 Chester Cooper vs. Northwestern (10/10/81)
177 Rashod Bateman at Purdue (9/28/19)
177 Ron Johnson at Indiana (10/21/00)
177 Tutu Atwell vs. Houston (9/27/97)

RECEPTIONS

13 Eric Decker vs. Indiana (10/4/2008)
Aaron Osterman vs. Michigan (11/12/94)
12 Tyler Johnson vs. Auburn (1/1/20)
Eric Decker at Florida Atlantic (9/15/07)
Luke Leverson at Ohio State (10/17/98)
Tutu Atwell at Purdue (10/5/96)
Alan Reid vs. Indiana (15/8/82)
Chester Cooper vs. Ohio State (11/7/81)
Glenn Bourquin at Michigan (10/13/79)
11 Chris Autman-Bell vs Nebraska (10/16/21)
Tyler Johnson at Nebraska (10/20/18)
KJ Maye vs. Nebraska (10/17/15)
Logan Payne at Iowa (11/19/05)
Tutu Atwell vs. Houston (9/27/97)
Omar Douglas vs. Penn State (9/4/93)
Omar Douglas vs. Pittsburgh (10/26/92)
Roy Artis vs. Illinois (10/27/79)
Ken Last vs. Kansas (10/11/66)
10 Rashod Bateman at Illinois (11/7/20)
Tyler Johnson vs. Georgia Southern (9/14/19)
KJ Maye at Ohio State (11/7/15)
Eric Decker vs. Air Force (9/12/09)
Jared Ellerson at Iowa (11/18/03)
Luke Leverson vs. Michigan State (10/24/98)
Tony Levine at Iowa (11/25/95)
Ryan Thelwell vs. Northwestern (10/14/95)
Ryan Thelwell vs. Northwestern (10/15/94)
Chuck Rios vs. San Diego State (9/17/94)

TOUCHDOWNS

5 Omar Douglas vs. Purdue (10/9/93)
4 Logan Payne vs. Temple (9/16/06)
3 Rashod Bateman at Northwestern (11/23/19)
3 Tyler Johnson vs. Georgia Southern (9/14/19)
3 Tyler Johnson vs. Miami (Ohio) (9/15/18)
3 Tyler Johnson vs. Michigan State (10/14/17)
3 Maxx Williams vs. Iowa (11/8/14)
3 A.J. Barker vs. Western Michigan (9/15/12)
3 Da'Jon McKnight at Michigan State (11/5/11)
3 Da'Jon McKnight vs. Penn State (10/23/10)
3 Ernie Wheelwright at Northwestern (10/13/07)
3 Ben Utecht at Louisiana-Lafayette (9/4/02)
3 Ryan Thelwell vs. Ball State (9/16/95)
3 Jay Carroll vs. Ohio State (11/7/81)
3 Rick Upchurch vs. North Dakota (9/21/74)
3 Mike Jones at Northwestern (11/3/73)

100 YARDS RECEIVING IN A GAME BY TWO PLAYERS

Rashod Bateman (203), Tyler Johnson (104) vs. Penn State, 11/9/19
Rashod Bateman (108), Tyler Johnson (102) vs. Indiana, 10/26/18
KJ Maye (106), Brandon Lingen (105) at Iowa, 11/14/15
Logan Payne (137), Ernie Wheelwright (116) vs. Indiana, 11/4/06
Jared Ellerson (159), Aaron Hosack (124) at Iowa, 11/18/03

RECEIVING RECORDS

Ryan Thelwell (142), Tutu Atwell (105) at Wisconsin, 11/9/96
Ryan Thelwell (228), Tutu Atwell (119) vs. Ball State, 9/14/96
Tutu Atwell (148), Tony Levine (105) vs. Wisconsin, 11/11/95
Tutu Atwell (131), Tony Levine (119) at Michigan State, 10/21/95
Ken Last (101), Tony Levine (107) vs. Northwestern, 11/6/65

CAREER RECORDS

RECEIVING YARDS (MIN. 1,000 YDS)

Player	Yards
1. Tyler Johnson, 2016-19	3,305
2. Eric Decker, 2006-09	3,119
3. Ron Johnson, 1998-2001	2,989
4. Tutu Atwell, 1994-97	2,640
5. Ernie Wheelwright, 2004-07	2,434
6. Rashod Bateman, 2018-20	2,395
7. Ryan Thelwell, 1994-96	2,232
8. Jared Ellerson, 2002-2005	2,054
9. Da'Jon McKnight, 2008-11	1,859
10. Luke Levenson, 1996-99	1,843
11. Chris Autman-Bell, 2018-present	1,756
12. Drew Wolitarsky, 2013-16	1,749
13. Omar Douglas, 1990-93	1,681
14. Dwayne McMullen, 1981-84	1,627
15. Aaron Osterman, 1990-94	1,598
16. Aaron Hosack, 2002-03	1,463
17. Logan Payne, 2003-06	1,344
18. Chester Cooper, 1978-81	1,317
19. Matt Spaeth, 2003-06	1,293
20. Elmer Bailey, 1977-79	1,266
21. Melvin Anderson, 1983-86	1,265
22. Ben Utecht, 2000-03	1,211
23. KJ Maye, 2012-15	1,190
24. Chris Gaiters, 1987-89	1,161
25. Chuck Rios, 1990, 92-94	1,146
26. Ken Last, 1964-66	1,127
27. Antoine Burns, 2000-02	1,006

RECEIVING YARDS PER GAME (MIN. 15 GMS)

1. Rashod Bateman, 2018-20	77.3
2. Ryan Thelwell, 1994-96	77.0
3. Eric Decker, 2006-09	69.3
4. Tyler Johnson, 2016-19	67.4
5. Ron Johnson, 1998-2001	65.0
6. Tutu Atwell, 1994-97	58.7
7. Aaron Hosack, 2002-03	56.3
8. Ernie Wheelwright, 2004-07	50.0
Aaron Osterman, 1990-94	50.0

RECEPTIONS (MIN. 80 REC.)

1. Eric Decker, 2006-09	227
2. Tyler Johnson, 2016-19	213
3. Ron Johnson, 1998-2001	198
4. Tutu Atwell, 1994-97	171
5. Ernie Wheelwright, 2004-07	159
6. Rashod Bateman, 2018-20	147
7. Ryan Thelwell, 1994-96	136
8. Luke Levenson, 1996-99	132
Chuck Rios, 1990-94	132
10. Drew Wolitarsky, 2013-16	130
Omar Douglas, 1990-93	130
12. Da'Jon McKnight, 2008-11	119
13. Chris Autman-Bell, 2018-present	114
14. Jared Ellerson, 2002-2005	111
Aaron Osterman, 1990-94	111

16. Matt Spaeth, 2003-06	109
17. KJ Maye, 2012-15	107
18. Logan Payne, 2003-06	97
19. Dwayne McMullen, 1981-84	95
20. Chris Gaiters, 1987-89	86
21. Ben Utecht, 2000-03	83
22. Ken Last, 1964-66	82
23. Aaron Hosack, 2002-03	80

AVERAGE PER RECEPTION (MIN. 40 REC.)

Season	(Rec.)	Avg.
1. Jared Ellerson, 2002-2005	(111)	18.5
2. Aaron Hosack, 2002-03	(80)	18.3
3. Derrick Engel, 2012-13	(43)	18.0
4. Dwayne McMullen, 1981-84	(95)	17.1
Chester Cooper, 1978-81	(77)	17.1
6. Ryan Thelwell, 1994-96	(136)	16.4
Melvin Anderson, 1983-86	(77)	16.4
8. Rashod Bateman, 2018-20	(147)	16.3
9. Keswic Joiner, 1990-91	(41)	16.1
10. Elmer Bailey, 1977-79	(79)	16.0

RECEPTIONS PER GAME

1. Eric Decker, 2006-09	5.0
2. Rashod Bateman, 2018-20	4.7
Ryan Thelwell, 1994-96	4.7
4. Tyler Johnson, 2016-19	4.3
Ron Johnson, 1998-2001	4.3
6. Tutu Atwell, 1994-97	3.8

RECEIVING TOUCHDOWNS

1. Tyler Johnson, 2016-19	33
2. Ron Johnson, 1998-2001	31
3. Ernie Wheelwright, 2004-07	26
4. Eric Decker, 2006-09	24
5. Rashod Bateman, 2018-20	19
6. Tutu Atwell, 1994-97	17
7. Da'Jon McKnight, 2008-11	15
Jared Ellerson, 2002-2005	15
Ben Utecht, 2000-03	15
Dwayne McMullen, 1981-84	15
11. Ryan Thelwell, 1994-96	14
Omar Douglas, 1990-93	14
13. Max Williams, 2013-14	13
14. Chris Autman-Bell, 2018-present	12
Elmer Bailey, 1977-79	12
Matt Spaeth, 2003-06	12
17. Logan Payne, 2003-06	11
Aaron Hosack, 2002-03	11
19. Luke Levenson, 1996-99	10
Jay Carroll, 1981-83	10

100-YARD RECEIVING GAMES

1. Tyler Johnson, 2016-19	16
2. Eric Decker, 2006-09	11
Tutu Atwell, 1994-97	11
4. Rashod Bateman, 2018-20	10
5. Ryan Thelwell, 1994-96	9
6. Ron Johnson, 1998-2001	8
7. Ernie Wheelwright, 2004-07	6
Jared Ellerson, 2002-2005	6
Omar Douglas, 1990-93	6
10. Da'Jon McKnight, 2008-11	5
Aaron Hosack, 2002-03	5
Luke Levenson, 1996-99	5
Dwayne McMullen, 1981-84	5
14. Chris Autman-Bell, 2018-present	4
Logan Payne, 2003-06	4
Chester Cooper, 1978-81	4

CONSECUTIVE MILESTONES

CONSECUTIVE GAMES WITH A RECEPTION

46 Ron Johnson, 1998-2001 (Big Ten record)
38 Chris Autman-Bell, 2018-pres.
36 Tyler Johnson, 2017-19
34 Eric Decker, 2006-09
34 Tutu Atwell, 1995-97
31 Rashod Bateman, 2018-20
29 Da'Jon McKnight, 2008-11
28 Jared Ellerson, 2003-05
26 Drew Wolitarsky, 2015-2016
25 Omar Douglas, 1991-93
23 Chris Gaiters, 1987-89
22 Ryan Thelwell, 1994-96
21 Matt Spaeth, 2005-06

CONSECUTIVE GAMES WITH A REC. TD

7 Tyler Johnson, 10/19/19-11/20
7 Ron Johnson, 10/30/99-9/9/00
7 Ernie Wheelwright, 11/4/06-9/15/07
4 Aaron Hosack, 8/30/03-9/20/03
4 Ron Johnson, 10/7/00-10/28/00
4 Elmer Bailey, 10/13/79-11/3/79

100-YARD RECEIVING GAMES

4 Tyler Johnson, 10/6/18-10/26/18
4 Eric Decker, 12/31/08-9/18/09
3 Tyler Johnson, 11/9/19-11/23/19
3 Ron Johnson, 10/7-10/21/00
3 Ryan Thelwell, 11/9-11/23/96
3 Tutu Atwell, 9/14-10/5/96
2 Rashod Bateman, 11/7/20-11/13/20
2 Tyler Johnson, 10/12/19-10/19/19
2 Rashod Bateman, 8/29/19-9/7/19
2 Rashod Bateman, 10/26/18-11/3/18
2 Tyler Johnson, 8/31-9/9/17
2 KJ Maye, 11/7-11/14/15
2 Da'Jon McKnight, 10/16-10/23/10
2 Eric Decker, 9/13-9/20/08
2 Ernie Wheelwright, 10/6-10/13/07
2 Eric Decker, 9/8-9/15/07
2 Aaron Hosack, 11/15-12/31/03
2 Aaron Hosack, 10/18-10/25/03
2 Luke Levenson, 10/17-10/24/98
2 Ryan Thelwell, 10/19-10/26/96
2 Tutu Atwell, 9/14-9/21/96
2 Tutu Atwell, 11/4-11/11/95
2 Aaron Osterman, 11/12-11/19/94
2 Omar Douglas, 10/2-10/9/93
2 Kevin Grant, 10/6-10/13/91

RECEIVING YARDS IN BACK-TO-BACK GAMES

340 Ron Johnson, 2000
(163 at Ohio State, 10/14/00;
177 at Indiana, 10/21/00)
332 Eric Decker, 2008-09
(149 vs. Kansas, 12/31/08);
183 vs. Syracuse, 9/5/09)
330 Aaron Osterman, 1994
(187 vs. Michigan, 11/12/94;
143 vs. Iowa, 11/19/94)
303 Tyler Johnson, 2018
(119 at Ohio State, 10/13/18;
184 at Nebraska, 10/20/18)
301 Rashod Bateman, 2019
(203 vs. Penn State, 11/9/19;
98 at Iowa, 11/16/203)

RECEIVING RECORDS

RECEIVING TOUCHDOWNS IN CONSECUTIVE GAMES

- 7 Omar Douglas, 1993
(5 vs. Purdue, 10/9/93; 2 at Northwestern,
10/16/93)

POSITIONAL RECORDS

RUNNING BACK

SEASON RECEPTIONS

Player	Yards
1. Chuck Rios, 1994	52
2. Chuck Rios, 1993	48
3. Duane Bennett, 2010	33

CAREER RECEPTIONS BY A RUNNING BACK

1. Chuck Rios, 1990-94	132
2. Duane Bennett, 2007-11	82
3. Chris Darkins, 1993-96	66
4. Rodney Smith, 2015-19	65
5. Thomas Hamner, 1996-99	62

SEASON REC. YARDS BY A RUNNING BACK

1. Chuck Rios, 1993	488
2. Chuck Rios, 1994	436
3. Marion Barber, 1979	337

CAREER REC. YARDS BY A RUNNING BACK

1. Chuck Rios, 1990-94	1,146
2. Duane Bennett, 2007-11	806
3. Chris Darkins, 1993-96	737
4. Marion Barber, 1977-80	639
5. Thomas Hamner, 1996-99	553

TIGHT END

SEASON RECEPTIONS BY A TIGHT END

1. Matt Spaeth, 2006	47
2. Eric Lair, 2010	39
3. Nick Tow-Arnett, 2009	34
Ben Utecht, 2002	37
Jay Carroll, 1981	37
6. Maxx Williams, 2014	36
Jack Simmons, 2008	36

CAREER RECEPTIONS BY A TIGHT END

1. Matt Spaeth, 2003-06	109
2. Ben Utecht, 2000-03	83
3. Jack Simmons, 2005-08	73
4. Jay Carroll, 1981-83	70
Doug Kingsriter, 1970-72	70
6. Glenn Bourquin, 1976-79	62
7. Maxx Williams, 2013-14	61

SEASON RECEIVING YARDS BY A TIGHT END

1. Maxx Williams, 2014	569
2. Matt Spaeth, 2006	564
3. Eric Lair, 2010	526
4. Nick Tow-Arnett, 2009	505
5. Ben Utecht, 2002	480

CAREER RECEIVING YARDS BY A TIGHT END

1. Matt Spaeth, 2003-06	1,293
2. Ben Utecht, 2000-03	1,211
3. Maxx Williams, 2013-14	986
4. Doug Kingsriter, 1970-72	919
5. Jay Carroll, 1981-83	883

SEASON RECEIVING TOUCHDOWNS BY A TIGHT END

1. Maxx Williams, 2014	8
2. Ben Utecht, 2002	6
3. Jay Carroll, 1981	6

CAREER RECEIVING TOUCHDOWNS BY A

TIGHT END

1. Ben Utecht, 2000-03	15
2. Maxx Williams, 2013-14	13
3. Matt Spaeth, 2003-06	12
4. Jay Carroll, 1981-83	10

RECORDS BY CLASS

FRESHMAN

SEASON RECEIVING YARDS

1. Rashod Bateman, 2018 (13 GP)	704
2. Ernie Wheelwright, 2004 (12 GP)	654
3. Chris Autman-Bell, 2018 (13 GP)	449
4. Maxx Williams, 2013 (11 GP)	417
5. Ryan Thelwell, 1994 (7 GP)	406

SEASON RECEPTIONS

1. Rashod Bateman, 2018 (13 GP)	51
2. Ron Johnson, 1998 (11 GP)	38
3. Ernie Wheelwright, 2004 (12 GP)	30

SOPHOMORE

SEASON RECEIVING YARDS

1. Rashod Bateman, 2019 (13 GP)	1,219
2. Eric Decker, 2007 (12 GP)	909
Jared Ellerson, 2003 (12 GP)	909
4. Ryan Thelwell, 1995 (11 GP)	775
5. Tutu Atwell, 1995 (11 GP)	735

SEASON RECEPTIONS

1. Eric Decker, 2007 (12 GP)	67
2. Rashod Bateman, 2019 (13 GP)	60
3. Ryan Thelwell, 1995 (11 GP)	58
4. Jared Ellerson, 2003 (12 GP)	44
5. MarQueis Gray, 2010 (12 GP)	42

JUNIOR

SEASON RECEIVING YARDS

1. Tyler Johnson, 2018 (13 GP)	1,169
2. Ron Johnson, 2000 (12 GP)	1,125
3. Eric Decker, 2008 (12 GP)	1,074
4. Ryan Thelwell, 1996 (11 GP)	1,051
5. Luke Levenson, 1998 (11 GP)	854

SEASON RECEPTIONS

1. Eric Decker, 2008 (12 GP)	84
2. Tyler Johnson, 2018 (13 GP)	78
3. Tutu Atwell, 1996 (11 GP)	62
4. Ron Johnson, 2000 (12 GP)	61
Omar Douglas, 1992 (11 GP)	61

SENIOR

SEASON RECEIVING YARDS

1. Tyler Johnson, 2019 (13 GP)	1,318
2. Chester Cooper, 1981 (11 GP)	1,012
3. Tutu Atwell, 1997 (12 GP)	924
4. Ron Johnson, 2001 (11 GP)	895
5. Omar Douglas, 1993 (11 GP)	880

SEASON RECEPTIONS

1. Tyler Johnson, 2019 (13 GP)	86
2. KJ Maye, 2015 (13 GP)	73
3. Drew Wolitarsky, 2016 (13 GP)	66
Ernie Wheelwright, 2007 (12 GP)	66
5. Omar Douglas, 1993 (11 GP)	60

ALL-TIME TOP 10 RECEIVERS

sorted by career receiving yards

Year	Rec.	Yards	Avg.	TD
1. TYLER JOHNSON				
2016 (13 GP)	14	141	10.1	1
2017 (10 GP)	35	677	19.3	7
2018 (13 GP)	78	1,169	15.0	12
2019 (13 GP)	86	1,318	15.3	13
Total (49 GP)	213	3,305	15.5	33
2. ERIC DECKER				
2006 (13 GP)	26	378	14.5	3
2007 (12 GP)	67	909	13.6	9
2008 (12 GP)	84	1,074	12.8	7
2009 (8 GP)	50	758	15.2	5
Total (45 GP)	227	3,119	13.7	24
3. RON JOHNSON				
1998 (11 GP)	38	395	10.4	4
1999 (12 GP)	43	574	13.3	7
2000 (12 GP)	61	1,125	18.4	11
2001 (11 GP)	56	895	16.0	9
Total (46 GP)	198	2,989	15.1	31
4. TUTU ATWELL				
1994 (11 GP)	10	159	15.9	1
1995 (11 GP)	41	735	17.9	5
1996 (11 GP)	62	822	13.3	6
1997 (12 GP)	58	924	15.9	5
Total (45 GP)	171	2,640	15.4	17
5. ERNIE WHEELWRIGHT				
2004 (12 GP)	30	654	21.8	7
2005 (12 GP)	37	568	15.4	5
2006 (13 GP)	26	437	16.8	5
2007 (12 GP)	66	775	11.7	9
Total (49 GP)	159	2,434	15.3	26
6. RASHOD BATEMAN				
2018 (13 GP)	51	704	13.8	6
2019 (13 GP)	60	1,219	20.3	11
2020 (5 GP)	36	472	13.1	2
Total (31 GP)	147	2,395	16.3	19
7. RYAN THELWELL				
1994 (7 GP)	24	406	16.9	3
1995 (11 GP)	58	775	13.4	6
1996 (11 GP)	54	1,051	19.5	5
Total (29 GP)	136	2,232	16.4	14
8. JARED ELLERSON				
2002 (13 GP)	9	113	12.6	2
2003 (12 GP)	44	909	20.7	5
2004 (12 GP)	37	521	14.1	3
2005 (9 GP)	21	511	24.3	5
Total (46 GP)	111	2,054	18.5	15
9. DA'JON MCKNIGHT				
2008 (9 GP)	3	38	12.7	1
2009 (13 GP)	17	311	18.3	0
2010 (12 GP)	48	750	15.6	10
2011 (12 GP)	51	760	14.9	4
Total (46 GP)	119	1,859	15.6	15

RECEIVING RECORDS

10. LUKE LEVERSON

1996 (11 GP)	3	42	14.0	0
1997 (12 GP)	28	400	14.3	1
1998 (11 GP)	60	854	14.2	9
1999 (12 GP)	41	547	13.3	0
Total (46 GP)	132	1,843	14.0	10

YEAR-BY-YEAR LEADERS

Year	Player	Rec.	Yards	TD
1950	Roger French	14	173	0
1951	Ron Engel	17	129	1
	Bill Foss	9	190	1
1952	Donald Swanson	16	169	3
	Bob McNamara	13	246	1
1953	Bob McNamara	15	204	1
1954	Richard McNamara	12	117	4
	Bob McNamara	10	193	0
1955	Thomas Juhl	11	172	0
1956	David Lindblom	12	156	2
1957	Robert Schultz	7	94	3
	Bill Chorske	6	113	2
1958	Robert Soltis	11	172	0
	Tom Moe	10	238	0
1959	Thomas Hall	22	322	2
1960	Thomas Hall	11	150	0
1961	Thomas Hall	10	207	3
1962	Jim Cairns	14	221	3
1963	Gerald Pelletier	9	105	2
1964	Aaron Brown	27	207	1
	Kent Kramer	17	342	4
1965	Ken Last	31	463	1
1966	Ken Last	30	356	5
1967	Charlie Sanders	21	276	2
1968	Ray Parson	30	333	2
1969	Ray Parson	27	391	3
1970	Doug Kingsriter	26	362	2
1971	Doug Kingsriter	28	379	2
1972	Doug Kingsriter	16	178	0
1973	Keith Fahnhorst	10	102	0
1974	Rick Upchurch	14	209	5
1975	Ron Kullas	42	545	4
1976	Ron Kullas	33	372	1
1977	Jeff Anhorn	21	266	2
1978	Elmer Bailey	27	464	4
1979	Elmer Bailey	37	552	7
1980	Chester Cooper	14	210	1
1981	Chester Cooper	58	1,012	6
1982	Dwayne McMullen	41	640	5
1983	Jay Carroll	37	459	2
1984	Dwayne McMullen	26	594	5
1985	Melvin Anderson	26	554	3
1986	Melvin Anderson	27	384	4
1987	Craig Otto	22	309	3
1988	Chris Gaiters	42	564	4
1989	Chris Gaiters	31	366	3
1990	Kevin Grant	28	413	4
1991	Patt Evans	35	454	1
1992	Omar Douglas	61	669	3
1993	Omar Douglas	60	880	11
1994	Chuck Rios	52	436	1
	Aaron Osterman	38	604	5
1995	Ryan Thelwell	58	775	6
1996	Tutu Atwell	62	822	6
	Ryan Thelwell	54	1,051	5
1997	Tutu Atwell	58	924	5
1998	Luke Leverson	60	854	9
1999	Ron Johnson	43	574	7
2000	Ron Johnson	61	1,125	11
2001	Ron Johnson	56	895	9

2002	Antoine Burns	44	526	4
	Aaron Hosack	29	649	3
2003	Aaron Hosack	51	814	8
	Jared Ellerson	44	909	5
2004	Jared Ellerson	37	521	3
	Ernie Wheelwright	30	654	7
2005	Ernie Wheelwright	37	568	5
	Logan Payne	37	529	2
2006	Logan Payne	59	804	9
2007	Eric Decker	67	909	9
2008	Eric Decker	84	1,074	7
2009	Eric Decker	50	758	5
2010	Da'Jon McKnight	48	750	10
2011	Da'Jon McKnight	51	760	4
2012	A.J. Barker	30	577	7
2013	Maxx Williams	25	417	5
2014	Maxx Williams	36	569	8
2015	KJ Maye	73	773	5
2016	Drew Wolitarsky	66	860	5
2017	Tyler Johnson	35	677	7
2018	Tyler Johnson	78	1,169	12
2019	Tyler Johnson	86	1,318	13
2020	Rashod Bateman	36	472	2
2021	Chris Autman-Bell	36	506	6

100-YARD RECEIVING GAMES

TOP PERFORMANCES SINCE 1950

Name, Opponent (Date)	Yards
Jim Soltau (E) vs. Michigan (10/23/53)	102
Bob Soltis (RB) vs. Washington (9/27/58)	108
Tom Moe (WR) vs. Indiana (11/1/58)	119
Ken Last (WR) vs. Northwestern (11/6/65)	101
Aaron Brown (TE) vs. Northwestern (11/6/65)	107
Ken Last (WR) vs. Purdue (11/13/65)	117
Ken Last (WR) vs. Kansas (10/1/66)	120
Charles Litten (WR) vs. Michigan (10/26/68)	114
Mike Jones (WR) vs. Northwestern (11/3/73)	136
Mike Jones (WR) vs. Michigan State (10/16/76)	101
Jeff Anhorn (WR) vs. Wisconsin (11/20/76)	101
Glenn Bourquin (TE) vs. Michigan (10/13/79)	123
Elmer Bailey (WR) vs. Iowa (10/20/79)	158
Roger Artis (WR) vs. Illinois (10/27/79)	110
Jeff Anhorn (WR) vs. Michigan State (11/10/79)	119
Chester Cooper (WR) vs. Ohio (9/12/81)	145
Chester Cooper (WR) vs. Northwestern (10/10/81)	178
Chester Cooper (WR) vs. Ohio State (11/7/81)	182
Jay Carroll (TE) vs. Michigan State (11/14/81)	145
Chester Cooper (WR) vs. Wisconsin (11/11/81)	123
Dwayne McMullen (WR) vs. Ohio (9/11/82)	126
Dwayne McMullen (WR) vs. Illinois (10/2/82)	151
Alan Reid (WR) vs. Indiana (10/16/82)	109
Dwayne McMullen (WR) vs. Iowa (10/23/82)	104
Dwayne McMullen (WR) vs. Illinois (11/5/83)	115
Dwayne McMullen (WR) vs. Northwestern (10/20/84)	186
Gary Couch (RB) vs. Purdue (10/5/85)	171
Kevin Starks (TE) vs. Northwestern (10/12/85)	102
Mel Anderson (WR) vs. Michigan State (11/2/85)	126
Gary Couch (RB) vs. Wisconsin (11/9/85)	124
Jason Bruce (WR) vs. Northwestern (10/10/87)	120
Jason Bruce (WR) vs. Illinois (10/29/88)	113
Kevin Grant (RB) at Purdue (10/6/90)	111
Kevin Grant (WR) vs. Northwestern (10/13/90)	118
Keswic Joiner (WR) vs. Ohio State (10/27/90)	125
Omar Douglas (WR) vs. San Jose State (9/12/92)	140
Omar Douglas (WR) vs. Pittsburgh (9/26/92)	109
Aaron Osterman (WR) vs. Iowa (11/21/92)	158
Omar Douglas (WR) vs. Penn State (9/4/93)	193
Tony Levine (WR) vs. Indiana State (9/11/93)	141
Omar Douglas (WR) vs. Indiana (10/2/93)	106

Omar Douglas (WR) vs. Purdue (10/9/93)	149
Omar Douglas (WR) vs. Michigan (11/13/93)	123
Tony Levine (WR) vs. Purdue (10/8/94)	116
Ryan Thelwell (WR) vs. Northwestern (10/15/94)	178
Aaron Osterman (WR) vs. Michigan (11/12/94)	187
Aaron Osterman (WR) vs. Iowa (11/19/94)	143
Ryan Thelwell (WR) vs. Ball State (9/16/95)	167
Tutu Atwell (WR) vs. Arkansas State (9/30/95)	130
Ryan Thelwell (WR) vs. Northwestern (10/14/95)	105
Tutu Atwell (WR) at Michigan State (10/21/95)	131
Tony Levine (WR) at Michigan State (10/21/95)	119
Tutu Atwell (WR) vs. Ohio State (11/4/95)	116
Tutu Atwell (WR) vs. Wisconsin (11/11/95)	148
Tony Levine (WR) vs. Wisconsin (11/11/95)	105
Ryan Thelwell (WR) vs. Ball State (9/14/96)	228
Tutu Atwell (WR) vs. Ball State (9/14/96)	119
Tutu Atwell (WR) vs. Syracuse (9/21/96)	126
Tutu Atwell (WR) vs. Purdue (10/5/96)	162
Ryan Thelwell (WR) vs. Michigan St. (10/19/96)	101
Ryan Thelwell (WR) vs. Michigan (10/26/96)	106
Ryan Thelwell (WR) at Wisconsin (11/9/96)	142
Tutu Atwell (WR) at Wisconsin (11/9/96)	105
Ryan Thelwell (WR) vs. Illinois (11/16/96)	131
Ryan Thelwell (WR) vs. Iowa (11/23/96)	127
Tutu Atwell (WR) vs. Houston (9/27/97)	177
Tutu Atwell (WR) vs. Wisconsin (10/25/97)	126
Tutu Atwell (WR) vs. Indiana (11/15/97)	167
Luke Leverson (WR) at Houston (9/12/98)	112
Luke Leverson (WR) at Purdue (10/3/98)	110
Luke Leverson (WR) at Ohio State (10/17/98)	108
Luke Leverson (WR) vs. Michigan St. (10/24/98)	137
Ron Johnson (WR) vs. Wisconsin (11/7/98)	100
Luke Leverson (WR) vs. Iowa (11/21/98)	107
Ron Johnson (WR) vs. Indiana (11/3/99)	108
Ron Johnson (WR) vs. Ohio (9/9/00)	114
Ron Johnson (WR) vs. Penn State (10/7/00)	144
Ron Johnson (WR) at Ohio State (10/14/00)	163
Ron Johnson (WR) at Indiana (10/21/00)	177
Ron Johnson (WR) at Wisconsin (11/4/00)	111
Ron Johnson (WR) at Iowa (11/17/01)	181
Ben Utecht (TE) vs. Wisconsin (11/24/01)	104
Jared Ellerson (WR) vs. Tulsa (8/30/03)	156
Aaron Hosack (WR) vs. Troy State (9/6/03)	105
Jared Ellerson (WR) vs. La.-Lafayette (9/20/03)	102
Jared Ellerson (WR) at Northwestern (10/4/03)	189
Aaron Hosack (WR) vs. Michigan St. (10/18/03)	113
Aaron Hosack (WR) at Illinois (10/25/03)	112
Aaron Hosack (WR) at Iowa (11/18/03)	124
Jared Ellerson (WR) at Iowa (11/18/03)	159
Aaron Hosack (WR) vs. Oregon (12/31/03)	107
Jared Ellerson (WR) vs. Toledo (9/4/04)	140
Ernie Wheelwright (WR) at Michigan St. (10/16/04)	104
Jared Ellerson (WR) vs. Ohio State (10/29/05)	113
Logan Payne (WR) at Iowa (11/19/05)	158
Ernie Wheelwright (WR) vs. Virginia (12/30/05)	120
Logan Payne (WR) vs. Temple (9/16/06)	136
Logan Payne (WR) vs. Michigan (9/30/06)	106
Ernie Wheelwright (WR) vs. Indiana (11/4/06)	116
Logan Payne (WR) vs. Indiana (11/4/06)	137
Jack Simmons (TE) vs. Texas Tech (12/29/06)	134
Eric Decker (WR) vs. Miami (Ohio) (9/8/07)	128
Eric Decker (WR) at Florida Atlantic (9/15/07)	165
Ernie Wheelwright (WR) at Indiana (10/6/07)	101
Ernie Wheelwright (WR) at Northwestern (10/13/07)	116
Ernie Wheelwright (WR) vs. Illinois (11/3/07)	123
Eric Decker (WR) vs. Wisconsin (11/17/07)	125
Duane Bennett (RB) at Bowling Green (9/6/08)	100
Eric Decker (WR) vs. Montana State (9/13/08)	157
Eric Decker (WR) vs. Florida Atlantic (9/20/08)	122
Eric Decker (WR) vs. Indiana (10/4/08)	190

RECEIVING RECORDS

Brandon Green (WR) at Purdue (10/25/08)	100
Eric Decker (WR) vs. Kansas (12/31/08)	149
Eric Decker (WR) at Syracuse (9/5/09)	183
Eric Decker (WR) vs. Air Force (9/12/09)	113
Eric Decker (WR) vs. Cal (9/19/09)	119
Eric Decker (WR) vs. Wisconsin (10/3/09)	140
Duane Bennett (RB) vs. Michigan St. (10/31/09)	121
Da'Jon McKnight (WR) vs. Iowa State (12/31/09)	124
MarQueis Gray (WR) vs. No. Illinois (9/25/10)	117
Da'Jon McKnight (WR) at Purdue (10/16/10)	123
Da'Jon McKnight (WR) vs. Penn State (10/23/10)	103
Da'Jon McKnight (WR) vs. New Mexico St. (9/10/11)	146
Devin Crawford-Tufts (WR) vs. Iowa (10/29/11)	100
Da'Jon McKnight (WR) at Michigan St. (11/5/11)	173
A.J. Barker (WR) at UNLV (8/30/12)	101
A.J. Barker (WR) vs. Western Michigan (9/15/12)	101
A.J. Barker (WR) vs. Purdue (10/27/12)	135
Derrick Engel (WR) vs. Texas Tech (12/28/12)	108
Isaac Fruechte (WR) at Illinois (10/25/14)	105
Drew Wolitarsky (WR) at Colorado St. (9/12/15)	114
Brandon Lingen (TE) vs. Michigan (10/31/15)	111
KJ Maye (WR) at Ohio State (11/7/15)	116
KJ Maye (WR) at Iowa (11/14/15)	106
Brandon Lingen (TE) at Iowa (11/14/15)	105
Drew Wolitarsky (WR) vs. Indiana State (9/10/16)	125
Brian Smith (WR) at Penn State (10/1/16)	101
Tyler Johnson (WR) vs. Buffalo (8/31/17)	141
Tyler Johnson (WR) at Oregon State (9/9/17)	127
Tyler Johnson (WR) vs. Michigan State (10/14/17)	106
Tyler Johnson (WR) vs. New Mexico St. (8/30/18)	100
Tyler Johnson (WR) vs. Miami (Ohio) (9/15/18)	133
Tyler Johnson (WR) vs. Iowa (10/6/18)	107
Tyler Johnson (WR) at Ohio State (10/13/18)	119
Tyler Johnson (WR) at Nebraska (10/20/18)	184
Tyler Johnson (WR) vs. Indiana (10/26/18)	102
Rashod Bateman (WR) vs. Indiana (10/26/18)	108
Rashod Bateman (WR) at Illinois (11/3/18)	175
Rashod Bateman (WR) vs. South Dakota St. (8/29/19)	132
Rashod Bateman (WR) at Fresno State (9/7/19)	105
Tyler Johnson (WR) vs. Georgia Southern (9/14/19)	140
Rashod Bateman (WR) at Purdue (9/28/19)	177
Tyler Johnson (WR) vs. Nebraska (10/12/19)	109
Tyler Johnson (WR) at Rutgers (10/19/19)	130
Rashod Bateman (WR) vs. Penn State (11/9/19)	203
Tyler Johnson (WR) vs. Penn State (11/9/19)	104
Tyler Johnson (WR) at Iowa (11/16/19)	170
Tyler Johnson (WR) at Northwestern (11/23/19)	125
Rashod Bateman (WR) vs. Wisconsin (11/30/19)	147
Tyler Johnson (WR) vs. Auburn (1/1/20)	204
Rashod Bateman (WR) vs. Michigan (10/24/20)	101
Chris Autman-Bell (WR) at Maryland (10/30/20)	112
Rashod Bateman (WR) at Illinois (11/7/20)	139
Rashod Bateman (WR) vs. Iowa (11/13/20)	111
Chris Autman-Bell (WR) vs. Purdue (11/20/20)	129
Mike Brown-Stephens (WR) at Purdue (10/2/21)	105
Chris Autman-Bell (WR) vs Nebraska (10/16/21)	103
Chris Autman-Bell (WR) at Iowa (11/13/21)	109





TOTAL OFFENSIVE RECORDS

Adam Weber (2007-10) • career leader in net total offense



RUSH-PASS PLAYS

Game: 75, Mike Hohensee vs. Ohio State, 11/7/81
(8 rush, 67 pass)

Season: 537, Adam Weber, 2008
(127 rush, 410 pass)

Career: 1,992, Adam Weber, 2007-2010
(398 rush, 1,594 pass)

NET YARDS

Game: 536, Tim Schade vs. Penn State, 9/4/93
(58 rush, 478 pass)

Season: 3,512, Adam Weber, 2007
(617 rush, 2,895 pass)

Career: 11,790, Adam Weber, 2007-2010
(873 rush, 10,917 pass)

FRESHMAN YARDAGE RECORD

3,512 Adam Weber, 2007
(617 rush, 2,895 pass)

SOPHOMORE YARDAGE RECORD

3,196 Tanner Morgan, 2019
(-57 rush, 3,253 pass)

JUNIOR YARDAGE RECORD

2,971 Mitch Leidner, 2015
(270 rush, 2,701 pass)

SENIOR YARDAGE RECORD

2,922 Billy Cockerham, 1999
(831 rush, 2,091 pass)

Asad Abdul-Khaliq (2000-03) • ranks second all-time in career total offense

TOTAL OFFENSE RECORDS

SEASON RECORDS

	Rush	Pass	Total
1. Adam Weber, 2007	617	2,895	3,512
2. Tanner Morgan, 2019	(-57)	3,253	3,196
3. Adam Weber, 2008	233	2,761	2,994
4. Mitch Leidner, 2015	270	2,701	2,971
5. Billy Cockerham, 1999	831	2,091	2,922
6. Adam Weber, 2010	156	2,679	2,835
7. Asad Abdul-Khaliq, 2003	370	2,401	2,771
8. Bryan Cupito, 2006	(-69)	2,819	2,750
9. Bryan Cupito, 2005	30	2,530	2,560
10. Mitch Leidner, 2016	366	2,169	2,535
11. Asad Abdul-Khaliq, 2002	322	2,190	2,512
12. Cory Sauter, 1995	(-108)	2,600	2,492
13. Marquel Fleetwood, 1992	319	2,168	2,487
14. Cory Sauter, 1996	(-113)	2,578	2,465
15. MarQueis Gray, 2011	966	1,495	2,461

CAREER RECORDS

	Rush	Pass	Total
1. Adam Weber, 2007-10	873	10,917	11,790
2. Mitch Leidner, 2013-16	1,495	7,287	8,782
3. Tanner Morgan, 2018-pres.	(-50)	8,072	8,022
4. Asad Abdul-Khaliq, 2000-03	1,158	6,660	7,818
5. Bryan Cupito, 2003-06	3	7,446	7,449
6. Rickey Foggie, 1984-87	2,150	5,162	7,312
7. Cory Sauter, 1994-97	(-226)	6,834	6,608
8. Marquel Fleetwood, 1989-92	875	5,279	6,154
9. Mike Hohensee, 1981-82	63	4,792	4,855
10. Billy Cockerham, 1996-99	1,273	3,490	4,763
11. Tony Dungy, 1973-76	1,165	3,515	4,680

GAME RECORDS

536	Tim Schade vs. Penn State (9/4/93)
439	Adam Weber vs. Wisconsin (11/17/07)
430	Adam Weber at Northwestern (10/13/07)
425	Cory Sauter vs. Houston (9/27/97)
423	Mike Hohensee vs. Ohio State (11/7/81)
421	Scott Eckers vs. Purdue (10/8/93)
417	Asad Abdul-Khaliq vs. Michigan St. (10/18/03)
411	Adam Weber vs. Michigan St. (10/31/09)
410	Asad Abdul-Khaliq at Iowa (11/15/03)
398	Bryan Cupito vs. Ohio State (10/29/05)
397	Cory Sauter at Michigan State (10/21/95)
392	Tim Schade vs. Michigan (11/12/94)
386	Cory Sauter vs. Ball State (9/14/96)
378	Bryan Cupito vs. Indiana (11/4/06)
378	Greg Murphy at Indiana (10/8/83)

ALL-TIME TOP 10 TOTAL OFFENSE

Year	Rush	Pass	Total
1. ADAM WEBER			
2007	617	2,895	3,512
2008	233	2,761	2,994
2009	(-133)	2,582	2,449
2010	156	2,679	2,835
Total	873	10,917	11,790
2. MITCH LEIDNER			
2013	407	619	1,026
2014	452	1,798	2,250
2015	270	2,701	2,971
2016	366	2,169	2,535
Total	1,495	7,287	8,782

3. TANNER MORGAN

2018	51	1,401	1,451
2019	-57	3,253	3,196
2020	-35	1,374	1,339
2021	-9	2,044	2,035
Total	-50	8,072	8,022

4. ASAD ABDUL-KHALIQ

2000	200	676	876
2001	266	1,393	1,659
2002	322	2,190	2,512
2003	370	2,401	2,771
Total	1,158	6,660	7,818

5. BRYAN CUPITO

2003	0	0	0
2004	42	2,097	2,139
2005	30	2,530	2,560
2006	(-69)	2,819	2,750
Total	3	7,446	7,449

6. RICKEY FOGGIE

1984	647	1,036	1,683
1985	511	1,493	2,004
1986	401	1,401	1,802
1987	591	1,232	1,823
Total	2,150	5,162	7,312

7. CORY SAUTER

1994	(-25)	80	55
1995	(-108)	2,600	2,492
1996	(-113)	2,578	2,465
1997	20	1,576	1,596
Total	(-226)	6,834	6,608

8. MARQUEL FLEETWOOD

1989	110	270	380
1990	268	1,199	1,467
1991	178	1,642	1,820
1992	319	2,168	2,487
Total	875	5,279	6,154

9. MIKE HOHENSEE

1981	25	2,412	2,437
1982	38	2,380	2,418
Total	63	4,792	4,855

10. BILLY COCKERHAM

1996	0	7	7
1997	131	242	373
1998	311	1,150	1,461
1999	831	2,091	2,922
Total	1,273	3,490	4,763

YEAR-BY-YEAR LEADERS

	Rush	Pass	Total	
1964	John Hankinson	178	1,084	1,262
1965	John Hankinson	106	1,477	1,583
1966	Curtis Wilson	546	290	836
1967	Curtis Wilson	272	543	770
1968	Phil Hagen	134	771	905
1969	Phil Hagen	(-6)	1,266	1,260
1970	Craig Curry	295	1,315	1,610
1971	Craig Curry	380	1,691	2,071
1972	John King	0	1,164	1,164
1973	Rick Upchurch	841	59	900
1974	Tony Dungy	417	612	1,029
1975	Tony Dungy	244	1,515	1,759
1976	Tony Dungy	348	1,291	1,639

1977	Kent Kitzmann	0	723	723
1979	Mark Carlson	(-39)	2,188	2,149
1980	Garry White	987	0	987
1981	Mike Hohensee	25	2,412	2,437
1982	Mike Hohensee	38	2,380	2,418
1983	Greg Murphy	(-70)	1,410	1,340
1984	Rickey Foggie	647	1,036	1,683
1985	Rickey Foggie	511	1,493	2,004
1986	Rickey Foggie	401	1,401	1,802
1987	Rickey Foggie	591	1,232	1,823
1988	Scott Schaffner	146	1,234	1,380
1989	Scott Schaffner	125	1,373	1,498
1990	Marquel Fleetwood	268	1,199	1,467
1991	Marquel Fleetwood	178	1,642	1,820
1992	Marquel Fleetwood	319	2,168	2,487
1993	Tim Schade	13	1,648	1,661
1994	Tim Schade	18	2,338	2,356
1995	Cory Sauter	(-108)	2,600	2,492
1996	Cory Sauter	(-113)	2,578	2,465
1997	Cory Sauter	20	1,576	1,596
1998	Billy Cockerham	311	1,150	1,461
1999	Billy Cockerham	831	2,091	2,922
2000	Travis Cole	188	1,982	2,170
2001	Asad Abdul-Khaliq	266	1,393	1,659
2002	Asad Abdul-Khaliq	322	2,190	2,512
2003	Asad Abdul-Khaliq	370	2,401	2,771
2004	Bryan Cupito	42	2,097	2,139
2005	Bryan Cupito	30	2,530	2,560
2006	Bryan Cupito	(-69)	2,819	2,750
2007	Adam Weber	617	2,895	3,512
2008	Adam Weber	233	2,761	2,994
2009	Adam Weber	(-133)	2,582	2,449
2010	Adam Weber	156	2,679	2,835
2011	MarQueis Gray	966	1,495	2,461
2012	Philip Nelson	184	873	1,057
2013	Philip Nelson	364	1,306	1,670
2014	Mitch Leidner	452	1,798	2,250
2015	Mitch Leidner	270	2,701	2,971
2016	Mitch Leidner	366	2,169	2,535
2017	Demry Croft	311	674	985
2018	Tanner Morgan	51	1,401	1,452
2019	Tanner Morgan	-57	3,253	3,196
2020	Tanner Morgan	-35	1,374	1,339
2021	Tanner Morgan	-9	2,044	2,035



ALL-PURPOSE RECORDS

Rodney Smith (2015-19) • career leader in all-purpose yardage



Tutu Atwell (1994-97) • season leader in all-purpose yardage

ALL-PURPOSE YARDAGE

Game: 349, Tutu Atwell vs. Iowa State, 9/13/97
(21 rush, 44 rec., 225 kickoff ret., 59 punt ret.)
Season: 2,073, Tutu Atwell, 1997
(77 rush, 924 rec., 776 kickoff ret., 296 punt ret.)
Career: 5,441, Rodney Smith, 2015-19
(4,122 rush, 521 rec. 798 kickoff return)

GAME RECORDS

(Minimum of 200 yards)

Name	Yds
1. Tutu Atwell vs. Iowa State (9/13/97)	349
2. Laurence Maroney vs. Purdue (9/24/05)	333
3. Tellis Redmon vs. Illinois (9/30/2000)	314
4. Chris Darkins vs. Purdue (10/7/95)	306
5. Troy Stoudermire vs. Iowa (11/22/08)	290
6. Garry White vs. Ohio State (9/15/79)	288
7. Mohamed Ibrahim at Illinois (11/7/20)	282
8. Rodney Smith vs. Nebraska (11/11/2017)	279
Tellis Redmon vs. N.C. State (12/28/2000)	279
10. Kent Kitzmann at Illinois (11/12/77)	266
11. Marion Barber III vs. Michigan (10/10/03)	264
12. Darrell Thompson vs. Northwestern (10/11/86)	262
13. Laurence Maroney vs. Wisconsin (10/15/05)	258
14. Rodney Smith vs. Rutgers (10/22/16)	257
15. Barry Mayer vs. Wisconsin (11/22/69)	256
16. Chris Darkins vs. Purdue (10/8/94)	252
17. Tellis Redmon vs. Ohio State (11/3/01)	250
18. Tutu Atwell vs. Houston (9/27/97)	246
19. Terry Jackson II vs. Northwestern (10/12/02)	244
20. Luke Levenson vs. Michigan St. (10/24/98)	243
21. Rick Upchurch at Northwestern (11/3/73)	242
22. Troy Stoudermire vs. Michigan St. (10/31/09)	240
23. Garry White vs. Wisconsin (11/17/79)	239
Chris Darkins vs. Pacific (9/10/94)	239
25. Terry Jackson II at Michigan State (10/20/02)	238
26. Rodney Smith vs. Illinois (10/6/19)	237
Tutu Atwell vs. Ohio State (11/8/97)	237
28. David Cobb at Indiana (11/2/13)	236
John Lewis vs. San Jose State (9/12/92)	236
30. David Cobb at Michigan (9/27/14)	233
Marion Barber vs. Illinois (11/18/78)	233
32. Laurence Maroney vs. Wisconsin (11/8/03)	231
Darrell Thompson vs. Indiana State (9/30/89)	231
34. Tellis Redmon at Northwestern (10/13/01)	230
35. Ryan Thelwell vs. Ball State (9/13/96)	228
36. Bob McNamara vs. Iowa (11/13/54)	227
37. Mohamed Ibrahim at Maryland (10/30/20)	227
38. Mohamed Ibrahim vs. Ga. Tech (12/26/18)	224
39. Marion Barber III vs. Indiana (11/1/03)	222
40. David Cobb vs. Middle Tennessee (9/6/14)	220
Amir Pinnix at Purdue (9/23/06)	220
42. Marion Barber III at CSU (9/18/04)	217
43. Omar Douglas at Penn State (9/4/93)	215
Gary Couch vs. Purdue (10/5/85)	215
45. Tutu Atwell vs. Indiana (11/15/97)	214
46. Tutu Atwell vs. Purdue (10/11/97)	213
47. Chris Darkins vs. Syracuse (9/23/95)	212
48. Darrell Thompson vs. Bowling Green (9/13/86)	211
49. Thomas Tapeh at Baylor (9/16/2000)	210
50. Chris Darkins vs. Purdue (10/9/93)	208
51. David Cobb vs. San Jose State (9/20/14)	207
Barry Mayer at Iowa (11/2/68)	207
53. Amir Pinnix vs. Michigan State (11/12/05)	206
54. Tyler Johnson vs. Auburn (1/1/20)	204
Tutu Atwell vs. Wisconsin (11/8/97)	204
56. Rashod Bateman vs. Penn State (11/9/19)	203
Laurence Maroney at Tulsa (9/1/05)	203
Jared Ellerson at Northwestern (10/4/03)	203
Darrell Thompson vs. Miami (OH) (9/17/88)	203

ALL-PURPOSE RECORDS

SEASON RECORDS

	Rush	Rec.	KOR	PR	Oth	Total
1. Tutu Atwell, 1997	77	924	776	296	—	2,073
2. Tellis Redmon, 2000	1,368	327	315	14	—	2,024
3. Marion Barber III, 2003	1,196	119	405	172	—	1,892
4. David Cobb, 2014	1,626	162	—	—	—	1,788
5. Chris Darkins, 1994	1,443	299	—	—	—	1,742
6. Thomas Hamner, 1999	1,462	305	—	—	—	1,731
7. Laurence Maroney, 2005	1,464	170	96	—	—	1,730
8. Rick Upchurch, 1974	942	209	440	125	—	1,716
9. Darrell Thompson, 1986	1,376	202	114	—	—	1,692
10. Tellis Redmon, 2001	1,091	83	202	308	—	1,648
11. Marion Barber III, 2004	1,269	27	206	110	—	1,612
12. Rodney Smith, 2016	1,158	188	263	—	—	1,609
13. Laurence Maroney, 2003	1,121	11	413	—	—	1,545
14. Rick Upchurch, 1973	841	33	356	305	—	1,535
15. Laurence Maroney, 2004	1,348	16	158	—	—	1,522
16. Rodney Smith, 2017	977	107	363	—	—	1,447
17. Amir Pinnix, 2006	1,272	138	—	—	—	1,410
18. Marion Barber, 1978	1,210	171	—	—	—	1,381
19. David Cobb, 2013	1,202	174	—	—	—	1,376
Troy Stoudermire, 2009	13	306	1057	—	—	1,376
21. Rodney Smith, 2019	1,163	70	135	—	—	1,368
22. Gary Russell, 2005	1,130	168	59	—	—	1,357
23. Chris Gaiters, 1988	(-6)	564	612	178	—	1,348
24. Terry Jackson II, 2002	1,317	30	—	—	—	1,347
25. Tyler Johnson, 2019	(-1)	1,318	—	—	—	1,317
26. Darrell Thompson, 1987	1,229	39	—	—	—	1,268
27. Ron Johnson, 2000	—	1,125	69	53	—	1,247
28. Paul Giel, 1953	749	19	130	288	60	1,246
29. John King, 1973	1,164	27	32	—	—	1,223
30. Rashod Bateman, 2019	—	1,219	—	—	—	1,219
31. Mohamed Ibrahim, 2018	1,160	26	19	—	—	1,205
32. Darrell Thompson, 1989	1,139	51	—	—	—	1,190
33. Mohamed Ibrahim, 2020	1,076	56	47	—	—	1,179
33. Eric Decker, 2008	87	1,074	—	—	—	1,161
34. John Lewis, 1992	—	392	755	—	—	1,147
35. Garry White, 1980	959	177	—	—	—	1,136
36. Luke Levenson, 1998	—	854	17	257	—	1,128
37. Rafael Cooper, 1995	471	114	537	—	—	1,122
38. Troy Stoudermire, 2008	19	13	—	1,083	—	1,115
39. Bob McNamara, 1954	708	193	140	36	23	1,100
40. Barry Mayer, 1969	745	137	216	—	—	1,098
41. Jared Ellerson, 2003	147	909	—	—	—	1,056
42. Ryan Thelwell, 1996	—	1,051	—	—	—	1,051
43. Ernie Cook, 1971	881	143	20	—	—	1,044
44. Chris Darkins, 1993	610	180	251	—	—	1,041
45. Duane Bennett, 2011	639	23	344	30	—	1,036
46. Chester Cooper, 1981	11	1021	—	—	—	1,032

ALL-TIME TOP 10 ALL-PURPOSE

Year	Rush	Rec	KOR	PR	Other	Total
1. RODNEY SMITH (5,441 YARDS)						
2015 (12 GP)	670	124	—	—	—	794
2016 (13 GP)	1,158	188	263	—	—	1,609
2017 (12 GP)	977	107	363	—	—	1,447
2018 (2 GP)	154	32	37	—	—	223
2019 (13 GP)	1,163	70	135	—	—	1,368
Total (52 GP)	4,122	521	798	—	—	5,441
2. DARRELL THOMPSON (5,109 YARDS)						
1986 (12 GP)	1,376	202	114	—	—	1,692
1987 (11 GP)	1,229	39	—	—	—	1,268
1988 (11 GP)	910	49	—	—	—	959
1989 (11 GP)	1,139	51	—	—	—	1,190
Total (45 GP)	4,654	341	114	—	—	5,109

3. LAURENCE MARONEY (4,787 YARDS)

2003 (13 GP)	1,121	11	—	413	—	1,545
2004 (12 GP)	1,348	16	158	—	—	1,522
2005 (11 GP)	1,464	170	96	—	—	1,730
Total (36 GP)	3,933	187	667	—	—	4,787

4. MARION BARBER III (4,495 YARDS)

2001 (11 GP)	742	19	136	—	—	897
2002 (2 GP)	69	25	—	—	—	94
2003 (13 GP)	1,196	119	405	172	—	1,892
2004 (12 GP)	1,269	27	110	206	—	1,612
Total (38 GP)	3,276	190	651	378	—	4,495

5. THOMAS HAMNER (4,363 YARDS)

1996 (11 GP)	883	81	—	—	—	964
1997 (12 GP)	663	95	—	—	—	758
1998 (11 GP)	838	72	—	—	—	910
1999 (12 GP)	1,426	305	—	—	—	1,731
Total (46 GP)	3,810	553	—	—	—	4,363

6. CHRIS DARKINS (4,347 YARDS)

1992 (11 GP)	357	161	124	—	—	642
1993 (11 GP)	610	180	251	—	—	1,041
1994 (11 GP)	1,443	299	—	—	—	1,742
1995 (8 GP)	825	97	—	—	—	922
Total (41 GP)	3,235	737	375	—	—	4,347

7. TROY STOUDERMIRE (4,131 YARDS)

2008 (13 GP)	19	13	1083	0	—	1,115
2009 (13 GP)	13	306	1057	0	—	1,376
2010 (11 GP)	0	114	789	9	24	936
2011 (5 GP)	0	0	173	0	19	192
2012 (13 GP)	0	513	-1	—	—	512
Total (55 GP)	32	433	3,615	8	43	4,131

8. TUTU ATWELL (3,907 YARDS)

1994 (11 GP)	26	159	—	—	—	185
1995 (11 GP)	59	735	—	20	—	814
1996 (11 GP)	13	822	—	—	—	835
1997 (12 GP)	77	924	776	296	—	2,073
Total (45 GP)	175	2,640	776	316	—	3,907

9. TELLIS REDMON (3,821 YARDS)

1999 (11 GP)	22	0	37	54	—	113
2000 (11 GP)	1,368	327	315	14	—	2,024
2001 (11 GP)	1,091	83	202	308	—	1,684
Total (33 GP)	2,481	410	554	376	—	3,821

10. MARION BARBER (3,791 YARDS)

1977 (11 GP)	589	69	—	—	—	658
1978 (11 GP)	1,210	171	—	—	—	1,381
1979 (11 GP)	526	337	—	—	—	863
1980 (11 GP)	769	120	—	—	—	889
Total (44 GP)	3,094	697	—	—	—	3,791

ALL-PURPOSE RECORDS

YEAR-BY-YEAR LEADERS

Year	Rush	Rec	KOR	PR	Other	Total
1949	Bill Bye	561	—	—	—	561
1950	Richard Gregory	315	13	—	—	328
1951	Paul Giel	789	133	—	5 64	991
1952	Paul Giel	650	129	149	—	928
1953	Paul Giel	749	19	130	288 60	1,246
1954	Bob McNamara	708	193	140	36 23	1,100
1955	Pinky McNamara	185	102	32	166 13	498
1956	Robert Cox	553	—	32	38	623
1957	Robert Cox	315	—	110	37	462
1958	William Kauth	361	144	192	123	712
1959	Sandy Stephens	140	—	299	57 70	566
1960	Sandy Stephens	215	—	213	90 114	632
1961	Sandy Stephens	533	—	—	88 2	623
1962	James Cairns	224	221	36	160 30	671
1963	Gerald Pelletier	250	105	65	145 15	580
1964	Fred Farthing, Jr.	433	62	57	—	552
1965	Ken Last	35	463	17	—	515
1966	Curtis Wilson	546	3	94	2	645
1967	James Carter	519	92	—	—	611
1968	Barry Mayer	662	28	31	— 27	748
1969	Barry Mayer	745	137	216	—	1,098
1970	Ernie Cook	495	82	2	—	579
1971	Ernie Cook	881	143	20	—	1,044
1972	John King	1,164	—	32	—	1,196
1973	Rick Upchurch	841	33	356	305	1,535
1974	Rick Upchurch	942	209	440	125	1,716
1975	Milfred Holmes	573	49	128	10	760
1976	Kent Kitzmann	696	41	68	—	805
1977	Kent Kitzmann	647	—	—	—	647
1978	Marion Barber	1,210	171	—	—	1,381
1979	Garry White	861	152	8	—	1,021
1980	Garry White	959	177	—	—	1,021
1981	Chester Cooper	11	1,021	—	—	1,032
1982	Alan Reid	290	280	90	—	640
1983	Melvin Anderson	11	80	468	—	559
1984	Melvin Anderson	(-2)	247	603	—	848
1985	Melvin Anderson	14	554	379	—	947
1986	Darrell Thompson	1,376	202	114	—	1,692
1987	Darrell Thompson	1,229	39	—	—	1,268
1988	Chris Gaiters	(-6)	564	612	178	1,348
1989	Darrell Thompson	1,139	51	—	—	1,190
1990	Mark Smith	700	149	16	—	865
1991	Antonio Carter	660	114	35	—	807
1992	John Lewis	—	392	755	—	1,147
1993	Chris Darkins	610	180	251	—	1,041
1994	Chris Darkins	1,443	299	—	—	1,742
1995	Rafael Cooper	471	114	537	—	1,122
1996	Ryan Thelwell	—	1051	—	—	1,051
1997	Tutu Atwell	77	924	776	296	2,073
1998	Luke Levenson	—	854	17	257	1,128
1999	Thomas Hamner	1,426	305	—	—	1,731
2000	Tellis Redmon	1,368	327	315	14	2,024
2001	Tellis Redmon	1,091	83	202	308	1,684
2002	Terry Jackson II	1,317	30	—	—	1,347
2003	Marion Barber III	1,196	119	405	172	1,892
2004	Marion Barber III	1,269	27	206	110	1,612
2005	Laurence Maroney	1,464	170	96	—	1,730
2006	Amir Pinnix	1,272	138	—	—	1,410
2007	Eric Decker	22	909	—	28	959
2008	Eric Decker	87	1,074	—	—	1,161
2009	Troy Stoudermire	3	306	1,376	—	1,376
2010	Troy Stoudermire	0	114	789	9	936
2011	Duane Bennett	639	23	344	30	1,036
2012	Donnell Kirkwood	926	23	—	—	949
2013	David Cobb	1,202	174	—	—	1,376
2014	David Cobb	1,626	162	—	—	1,788

2015	Shannon Brooks	709	167	112	—	—	988
2016	Rodney Smith	1,158	188	263	—	—	1,609
2017	Rodney Smith	977	107	363	—	—	1,447
2018	Mohamed Ibrahim	1,160	26	19	—	—	1,205
2019	Rodney Smith	1,163	70	135	—	—	1,368
2020	Mohamed Ibrahim	1,076	56	47	—	—	1,179
2021	Mar'Keise Irving	699	73	194	—	—	966



DEFENSIVE RECORDS

Karon Riley (1999-2000) • career leader in sacks



Tyrone Carter (1996-99) •
career leader in tackles

TOTAL TACKLES

Game: 32, Bill Light vs. Iowa, 10/31/70

Season: 172, Bill Light, 1970

Career: 528, Tyrone Carter, 1996-99

SOLO TACKLES

Game: 20, Pete Najarian vs. Purdue, 9/22/84

Season: 127, Tyrone Carter, 1998

Career: 414, Tyrone Carter, 1996-99

ASSISTS

Game: 15, Bill Light vs. Iowa, 10/31/70

Season: 79, Bill Light, 1970

Career: 245, Pete Najarian, 1982-1985

TACKLES FOR LOSS

Game: 6, Sean Hoffman vs. Northwestern, 10/2/99

Season: 24, Lamanzer Williams, 1997

Career: 44.5, Willie VanDeSteege, 2005-08

QUARTERBACK SACKS

Game: 4, Willie VanDeSteege at Michigan St., 11/11/06

Karon Riley vs. Iowa, 11/18/00

Season: 18.5, Lamanzer Williams, 1997

Career: 29.0, Karon Riley, 1999-2000

PASS BREAKUPS

Game: 6, Michael Carter vs Purdue, 10/27/12

Michael Lehan vs. Michigan State, 10/19/01

Season: 18, Michael Lehan, 2001

Willie Middlebrooks, 1999

Career: 31, Trumaine Banks, 2003-06

Ukee Dozier, 2001-04

Michael Lehan, 1999-2002

FUMBLE RECOVERIES

Season: 5, Stephen Thompson, 1968

Career: 8, Stephen Thompson, 1967-70

LONGEST FUMBLE RETURN

88 yards, Marcus Sherels vs. Wisconsin, 10/3/09

BLOCKED PUNTS

Season: 5, Jermaine Mays, 2002

Career: 6, Jermaine Mays, 1998-2000, '02

MOST FUMBLE RETURNS FOR TD

Game: 2, Tyrone Carter vs. Syracuse, 9/21/96+

Season: 2, Tyrone Carter vs. Syracuse, 1996

FRESHMAN RECORDS

Tackles: 101, Sean Hoffman, 1997

Tackles For A Loss: 9, Steve Davis, 2005

Sacks: 7, Charlton Keith, 2002

SOPHOMORE RECORDS

Tackles: 143, Tyrone Carter, 1997

Tackles For A Loss: 14.5, Willie VanDeSteege, 2006

Sacks: 10, Willie VanDeSteege, 2006

JUNIOR RECORDS

Tackles: 172, Bill Light, 1970

Tackles For A Loss: 22, Karon Riley, 1999

Sacks: 16, Karon Riley, 1999

SENIOR RECORDS

Tackles: 155, Jack Brewer, 2001

Tackles For A Loss: 24, Lamanzer Williams, 1997

Sacks: 18.5, Lamanzer Williams, 1997

+NCAA record

DEFENSIVE RECORDS

SEASON RECORDS

TACKLES

Season	Tackles
1. Bill Light, 1970	172
2. Jon Leverenz, 1987	162
3. Tyrone Carter, 1998	158
4. Jack Brewer, 2001	155
5. George Washington, 1975	154
6. Tyrone Carter, 1999	144
7. Pete Najarian, 1984	144
8. Tyrone Carter, 1997	143
9. Bruce Holmes, 1985	139
10. Pete Najarian, 1985	137

TACKLES FOR A LOSS

Season	TFL
1. Lamanzar Williams, 1997	23.5
2. Karon Riley, 1999	21.5
3. Karon Riley, 2000	20
John Schlecht, 1999	20
5. Willie VanDeSteege, 2008	19.0
6. Darrell Reid, 2004	17.5
7. Ben Mezera, 1999	16.5
8. Jeff Schuh, 1980	16
9. Carter Coughlin, 2018	15
Blake Cashman, 2018	15
Greg White, 2000	15
Tyrone Carter, 1998	15

QUARTERBACK SACKS

Season	Sacks
1. Lamanzar Williams, 1997	18.5
2. Karon Riley, 1999	16
3. Karon Riley, 2000	13
4. Ben Mezera, 1999	12
5. Willie VanDeSteege, 2008	10.5
6. Willie VanDeSteege, 2006	10
7. Carter Coughlin, 2018	9.5
8. D.L. Wilhite, 2012	8.5
9. Tyrone Carter, 1998	8
10. Blake Cashman, 2016	7.5
Theiren Cockran, 2013	7.5
Darrell Reid, 2004	7.5
Dennis Capella, 1992	7.5

PASS BREAKUPS

Season	PBU
1. Willie Middlebrooks, 1999	18
2. Michael Lehan, 2001	16
3. Michael Carter, 2012	15
Ukee Dozier, 2004	15
5. Traye Simmons, 2008	14
6. Trumaine Banks, 2005	13
7. Jalen Myrick, 2016	11
Marcus Shereles, 2008	11
Craig Scruggs, 1997	11
Juan Hunter, 1993	11
Andre Harris, 1984	11
12. Coney Durr, 2019	10
Benjamin St-Juste, 2019	10
Eric Murray, 2013	10
Derrick Wells, 2012	10
Jimmy Wyrick, 1997	10
Rodney Heath, 1994	10
Glenn Cardelli, 1981	10

GAME RECORDS

TACKLES

32 Bill Light vs. Iowa, 10/31/70
29 Bill Light vs. Indiana, 10/11/69
26 Pete Najarian vs. Purdue, 9/22/84
26 Pete Najarian vs. Nebraska, 9/17/83
25 Wayne King vs. Michigan, 10/25/69
24 Wayne King vs. Iowa, 11/2/68
23 Pete Najarian vs. Oklahoma, 9/28/85
23 George Washington vs. Illinois, 10/11/75
23 Ollie Bakken vs. Ohio State, 9/15/73
23 Tim Wheeler vs. Kansas, 10/1/66

TACKLES FOR A LOSS

6 Sean Hoffman vs. Northwestern, 10/2/99
5 Bob Stein vs. Iowa, 10/15/66
4 Blake Cashman vs. New Mexico State, 8/30/18
4 Steven Richardson vs. Colorado St., 9/24/16
4 Willie VanDeSteege vs. Michigan State, 11/11/06
4 Darrell Reid at Michigan State, 10/16/04
4 Kyle McKenzie vs. Indiana, 11/1/03
4 Karon Riley vs. Iowa, 11/18/00
4 Curtese Poole vs. Iowa, 11/21/98
4 Tyrone Carter vs. Purdue, 10/3/98
4 Lamanzar Williams vs. Penn State, 10/18/97
4 Andy Kratchovil vs. Kansas State, 9/18/93
4 Pete Najarian vs. Ohio, 9/11/82
4 Fred Orgas vs. Indiana, 10/17/81
4 Jeff Schuh vs. Indiana, 11/8/80
4 Stan Sytsma vs. Oregon State, 10/7/78
4 George Washington vs. Wisconsin, 11/22/75
4 Paul Glantan vs. Purdue, 11/10/73

QUARTERBACK SACKS

4 Willie VanDeSteege vs. Michigan State, 11/11/06
4 Karon Riley vs. Iowa, 11/18/00
3 Willie VanDeSteege at Illinois, 10/11/08
3 Paul Nixon at Ohio State, 11/2/02
3 Ben Mezera vs. Northwestern, 10/2/99
3 Karon Riley vs. UL Monroe, 9/11/99
3 Curtese Poole vs. Iowa, 11/21/98
3 Lamanzar Williams vs. Iowa, 11/22/97
3 Jon Michals vs. Iowa State, 9/13/97
3 Andy Kratchovil vs. Kansas State, 9/18/93
3 Joel Staats vs. Indiana, 10/31/92
3 Mike Sunvold vs. Wisconsin, 11/3/90
3 Doug Mueller vs. Wisconsin, 10/13/84

CONSECUTIVE GAMES WITH QUARTERBACK SACK

6 Carter Coughlin (9/15/18-10/26/18)
8 total sacks during streak
6 Lamanzar Williams (10/18/97-11/22/97)
13 total sacks during streak
5 Blake Cashman (11/5/16-12/27/16)
6.5 sacks during streak
4 D.L. Wilhite (8/30/12-9/22/12)
4.5 sacks during streak
4 Greg White (9/9/00-9/30/00)
4 sacks during streak
4 Karon Riley (9/4/99-10/2/99)
7 sacks during streak

CAREER RECORDS

TACKLES

Seasons	Tackles
1. Tyrone Carter, 1996-99	528
2. Pete Najarian, 1982-85	482
3. Bill Light, 1969-71	395
4. Parc Williams, 1995-98	351
5. Russ Heath, 1990-93	329
6. Steve Stewart, 1974-77	325
7. Bruce Holmes, 1983-86	323
8. Joel Staats, 1988-91	318
9. Justin Conzemius, 1992-95	317
10. Glenn Howard, 1978-81	308

TACKLES FOR A LOSS

Seasons	TFL
1. Willie VanDeSteege, 2005-08	43.5
2. John Schlecht, 1998-2000	42.5
3. Karon Riley, 1999-2000	42
4. Carter Coughlin, 2016-19	40.0
5. Darrell Reid, 2001-04	38
6. Ben Mezera, 1993-2000	34.5
7. Steve Neils, 1971-73	33
8. Blake Cashman, 2015-18	31
Lamanzar Williams, 1994-97	31
10. Steven Richardson, 2014-17	28.5
11. Sean Hoffman, 1997-2000	27
Craig Sauer, 1992-95	27
Ed Hawthorne, 1991-94	27

QUARTERBACK SACKS

Seasons	Sacks
1. Karon Riley, 1999-2000	29
2. Lamanzar Williams, 1994-97	23.5
3. Carter Coughlin, 2016-19	22.5
4. Ben Mezera, 1997-2000	22
5. Willie VanDeSteege, 2005-08	21.5
6. Darrell Reid, 2001-04	16
7. Theiren Cockran, 2012-15	15.5
D.L. Wilhite, 2009-12	15.5
9. Boye Mafe, 2018-21	15
10. Mark Losli, 2002-05	14
11. Steve Davis, 2005-08	13
Ben Williams, 1988-91	13
13. Steven Richardson, 2014-17	12.5
14. Blake Cashman, 2015-18	12
15. Greg White, 1999-2001	12
Sean Hoffman, 1997-2000	12
John Schlecht, 1998-2000	11

PASS BREAKUPS

Seasons	PBU
1. Trumaine Banks, 2003-06	31
Ukee Dozier, 2001-04	31
Michael Lehan, 1999-2002	31
4. Willie Middlebrooks, 1998-2000	30
5. Coney Durr, 2016-22	25
Craig Scruggs, 1995-98	25
Rodney Heath, 1993-96	25
8. Eric Murray, 2012-15	24
9. Brock Vereen, 2010-13	22
Traye Simmons, 2008-09	22
11. Jalen Myrick, 2013-16	21
Jamal Harris, 2004-07	21
Glenn Cardelli, 1979-81	21

FUMBLE RECOVERIES

Seasons	FR
1. Stephen Thompson, 1967-70	8

DEFENSIVE RECORDS

2. Thomas Barber, 2016-19	7
Sean Hoffman, 1997-2000	7
Tyrone Carter, 1996-99	7
Sean Lumpkin, 1988-91	7
Kerry Glenn, 1981-84	7
Ron Kamzelski, 1964-68	7
Wayne King, 1964-68	7
8. Tom Murphy, 1977-80	6
Stan Sytsma, 1976-78	6

9. JUSTIN CONZEMIUS			
1992	39	26	65
1993	37	31	68
1994	70	43	113
1995	53	18	71
Total	199	118	317

10. GLENN HOWARD			
1978	0	0	0
1979	23	35	58
1980	65	61	126
1981	56	68	124
Total	144	164	308

2017 Thomas Barber	76	42	115
2018 Blake Cashman	62	42	104
2019 Antoine Winfield Jr.	62	26	88
2020 Mariano Sorri-Marin	28	26	54
2021 Jack Gibbens	56	36	92

ALL-TIME TOP 10 TACKLES

Year	Assist	Solo	Total
1. TYRONE CARTER			
1996	55	28	83
1997	116	27	143
1998	127	31	158
1999	116	28	144
Total	414	114	528

2. PETE NAJARIAN			
1982	42	41	83
1983	62	56	118
1984	63	81	144
1985	78	59	137
Total	245	237	482

3. BILL LIGHT			
1969	47	68	115
1970	93	79	172
1971	52	56	108
Total	192	203	395

4. PARC WILLIAMS			
1995	36	20	56
1996	61	37	98
1997	82	33	115
1998	55	27	82
Total	234	117	351

5. RUSS HEATH			
1990	29	24	53
1991	36	49	85
1992	48	60	108
1993	46	37	83
Total	159	170	329

6. STEVE STEWART			
1974	0	0	0
1975	44	54	98
1976	66	48	114
1977	54	59	113
Total	146	179	325

7. BRUCE HOLMES			
1983	4	5	9
1984	21	30	51
1985	62	77	139
1986	66	58	124
Total	153	170	323

8. JOEL STAATS			
1988	32	48	80
1989	32	39	71
1990	40	49	89
1991	37	41	78
Total	141	177	318

TACKLES YEAR-BY-YEAR LEADERS

Year	Player	Solo	Ass't	Total
1966	Gary Reiersen	40	52	92
1967	Wayne King	21	57	78
1968	Wayne King	54	50	104
1969	Rich Crawford	59	74	133
1970	Bill Light	93	79	172
1971	Bill Light	61	47	108
	Clayton Scheurer	61	47	108
1972	Ollie Bakken	53	40	93
1973	Mike Steidl	62	37	99
1974	Ollie Bakken	86	42	128
1975	George Washington	103	51	154
1976	Steve Stewart	66	48	114
1977	Steve Stewart	54	59	113
1978	Ed Burns	63	42	105
1979	Jack Johnson	67	43	110
1980	Mike Robb	72	61	133
1981	Jim Fahnhorst	67	54	121
1982	Pete Najarian	41	42	83
1983	Pete Najarian	56	62	118
1984	Pete Najarian	81	63	144
1985	Bruce Holmes	62	77	139
1986	Bruce Holmes	58	66	124
1987	Jon Leverenz	96	66	162
1988	Mac Stephens	66	53	119
1989	Mike Sunvold	44	33	77
1990	Sean Lumpkin	67	32	99
1991	Sean Lumpkin	84	31	115
1992	Russ Heath	60	48	108
1993	Andrew Veit	42	43	85
1994	Justin Conzemius	70	43	113
1995	Craig Sauer	55	21	76
1996	Parc Williams	61	37	98
1997	Tyrone Carter	116	27	143
1998	Tyrone Carter	127	31	158
1999	Tyrone Carter	116	28	144
2000	Delvin Jones	66	22	88
2001	Jack Brewer	89	66	155
2002	Eli Ward	71	45	116
2003	Eli Ward	72	24	96
2004	Kyle McKenzie	50	29	79
2005	John Pawielski	61	25	86
2006	Mike Sherels	67	37	104
2007	Dom Barber	71	29	100
2008	Lee Campbell	50	30	80
2009	Lee Campbell	70	49	119
2010	Gary Tinsley	47	43	90
2011	Kim Royston	71	52	123
2012	Troy Stoudermire	59	23	82
2013	Cedric Thompson	52	27	79
2014	Damien Wilson	63	56	119
2015	Antonio Johnson	59	43	102
2016	Damarius Travis	56	27	83

TACKLES FOR LOSS YEAR-BY-YEAR LEADERS

Year	Player	TFL	Yards
1978	Stan Sytsma	11	52
1979	Alan Blanshan	7	39
1980	Jeff Schuh	16	108
1981	Karl Mecklenburg	13	62
1982	Karl Mecklenburg	11	62
1983	Joe Christopherson	5	19
	Peter Najarian	5	7
1984	Bruce Holmes	7	24
1985	Mark Dusabek	6	—
	Larry Joyner	6	—
1986	Gary Hadd	11	—
1987	Jon Leverenz	13	—
1988	Skeeter Akre	7	50
	Ron Goetz	7	27
1989	Eddie Miles	12	—
1990	Sean Lumpkin	7	34
	Ben Williams	7	34
1991	Mike Sunvold	9	35
1992	Dennis Cappella	13.5	67
1993	Craig Sauer	12	54
1994	Craig Sauer	11	45
1995	Ben Langford	7	16
1996	Jerome Davis	6	15
1997	Lamazan Williams	24	118
1998	Tyrone Carter	15	73
1999	Karon Riley	22	119
2000	Karon Riley	20	121
2001	Greg White	8	38
2002	Paul Nixon	8	40
	Darrell Reid	8	27
2003	Darrell Reid	12	50
2004	Darrell Reid	17.5	84
2005	Steve Davis	9	49
	John Shevlin	9	29
2006	Willie VanDeSteege	14.5	59
2007	Deon Hightower	9.5	17
2008	Willie VanDeSteege	19	94
2009	Lee Campbell	11.5	29
2010	Jewhan Edwards	11	39
2011	Gary Tinsley	9	33
2012	D.L. Wilhite	11	62
2013	Ra'Shede Hageman	13	50
2014	Damien Wilson	10.5	32
2015	Jack Lynn	11.0	30
2016	Steven Richardson	11.0	53
2017	Carter Coughlin	11.5	51
2018	Carter Coughlin	15	59
	Blake Cashman	15	51
2019	Carter Coughlin	9.5	39
2020	Boye Mafe	5.5	36
2021	Boye Mafe	10.0	48

SACKS YEAR-BY-YEAR LEADERS

Year	Player	Sacks	Yards
1982	Jimmy James	4	35
	Pete Najarian	4	35
	Rene Capo	4	24
1983	Craig Paulson	2	13
1984	Gary Hadd	4	22
	Courtney Holmes	4	20
1985	Larry Joyner	4	—
1986	Larry Joyner	3	—
	Matt Martinez	3	—
1987	Brian Bonner	2	—
	Jon Leverenz	2	—
1988	Skeeter Akre	4	29
1989	Eddie Miles	5	—
1990	Ben Williams	6	47
1991	Ben Williams	6	52
1992	Dennis Cappella	7.5	50
1993	Andy Kratchovil	4	34
1994	Craig Sauer	3	32
	Trevor Walker	3	21
	Lamanzer Williams	3	19
1996	Jon Michals	2	25
	Ben Langford	2	19
1997	Lamanzer Williams	18.5	95
1998	Tyrone Carter	8	60
1999	Karon Riley	16	101
2000	Karon Riley	13	105
2001	Greg White	5	35
2002	Charlton Keith	7	45
2003	Darrell Reid	5.5	39
2004	Darrell Reid	7.5	58
2005	Steve Davis	6	35
2006	Willie VanDeSteege	10	50
2007	Mike Sherels	2.5	22
2008	Willie VanDeSteege	10.5	74
2009	Eric Small	3.0	19
	D.L. Wilhite	3.0	26
2010	Jewhan Edwards	3.0	16
2011	Gary Tinsley	4.0	25
2012	D.L. Wilhite	8.5	54
2013	Theiren Cockran	7.5	38
2014	Theiren Cockran	4.0	32
	Damien Wilson	4.0	18
	De'Vondre Campbell	4.0	37
2016	Blake Cashman	7.5	36
2017	Carter Coughlin	6.5	39
2018	Carter Coughlin	9.5	50
2019	Sam Renner	5.0	26
2020	Boye Mafe	4.5	35
2021	Boye Mafe	7.0	41

INTERCEPTION RECORDS

Jeff Wright (1968-70) • career and season leader in interceptions



Sean Lumpkin (1998-91) • career leader (tie) in interceptions

INTERCEPTIONS

Game: 3, Jeff Wright vs. Michigan State, 11/14/70

Mike White vs. Ohio, 9/26/70

Walter Bowser vs. Iowa, 11/1/69

Noel Jenke vs. Wisconsin, 11/25/67

Sandy Stephens vs. Wisconsin, 11/19/60

Shorty Cochran vs. Purdue, 10/1/55

Dick Anonsen vs. Wisconsin, 11/19/49

Season: 7, Antoine Winfield Jr., 2019

Jeff Wright, 1970

#8, Harold Van Every, 1939

Career: 12, Sean Lumpkin, 1988-91

Jeff Wright, 1968-70

INTERCEPTION RETURN YARDS

Game: 140, Walter Bowser vs. Michigan St., 11/14/70

Season: 203, Walter Bowser, 1970

Career: 283, Sean Lumpkin, 1988-91

TOUCHDOWN RETURNS

Season: 2, Jeff Rosga, 1993; Gary Hohman, 1969

Career: 2, Antoine Winfield Jr. 2016-19, Jalen Myrick 2013-16, Briean Boddy-Calhoun 2012-15, Aaron Hill 2010-2013, Jeff Rosga, 1991-93; Sean Lumpkin, 1988-91; Gary Hohman, 1969

LONGEST RETURNS

- 99 Gary Hohman vs. Nebraska, 10/4/69
- 95 Ed Duren vs. Iowa, 10/15/66
- 89 Briean Boddy-Calhoun vs. UNLV, 8/29/13
- 85 Sean Lumpkin vs. Ohio State, 10/28/89
- 82 Antoine Winfield Jr. at Maryland, 10/15/16
- 76 Sean Lumpkin vs. Ohio State, 10/27/90
- 76 Fred Houde vs. Chicago, 10/20/28#
- 73 Doug Beaudoin vs. Indiana, 10/13/73
- 72 Coney Durr vs. Maryland, 10/26/19
- 71 Trevis Graham vs. Illinois, 9/30/00

67 Jacob Huff vs. Middle Tennessee, 9/16/17

63 Larry Buhler vs. Wisconsin, 11/21/36#

61 Jimmy Wyrick vs. Indiana, 11/13/99

60 John Shevin at Iowa, 11/19/05

56 Briean Boddy-Calhoun vs. Ohio State, 11/15/14

55 Jeff Rosga vs. Wisconsin, 10/23/93

55 Justin Conzemius vs. Purdue, 10/9/93

55 Kevin Keller vs. Ohio State, 9/15/73

FRESHMAN INTERCEPTIONS

3, Crawford Jordan, 1994; Kyle Theret, 2007

SOPHOMORE INTERCEPTIONS

7, Antoine Winfield Jr., 2019

JUNIOR INTERCEPTIONS

5, Walter Bowser, 1969; Rodney Heath, 1995; Briean Boddy-Calhoun, 2014

SENIOR INTERCEPTIONS

7, Jeff Wright, 1970

Pre-Modern Era (before 1945) record

INTERCEPTION RECORDS

SEASON RECORDS

Season	INT
1. Antoine Winfield Jr., 2019	7
Jeff Wright, 1970	7
3. Walter Bowser, 1970	6
4. Brieon Boddy-Calhoun, 2014	5
Rodney Heath, 1995	5
Sean Lumpkin, 1991	5
Fred Foggie, 1989	5
Mike White, 1970	5
Walter Bowser, 1969	5
Bill Munsey, 1960	5

CAREER RECORDS

Seasons	INT
1. Sean Lumpkin, 1988-91	12
Jeff Wright, 1968-70	12
3. Keith Edwards, 1977-79	11
Walter Bowser, 1969-70	11
Tom Sakal, 1965-67	11
6. Brieon Boddy-Calhoun, 2012-15	10
Kyle Theret, 2007-10	10
8. Antoine Winfield Jr., 2016-19	9
Rodney Heath, 1993-96	9
Frank Jackson, 1987-90	9
Rick Witthus, 1979-82	9
Sandy Stephens, 1959-61	9
13. Justin Isom, 2001-03	8
Justin Conzemius, 1992-95	8
Mike White, 1970-72	8
Noel Jenke, 1966-68	8

GAME RECORDS

3 Jeff Wright vs. Michigan State, 11/14/70
3 Mike White vs. Ohio, 9/26/70
3 Walter Bowser vs. Iowa, 11/1/69
3 Noel Jenke vs. Wisconsin, 11/25/67
3 Sandy Stephens vs. Wisconsin, 11/19/60
3 Shorty Cochran vs. Purdue, 10/1/55
3 Dick Anonsen vs. Wisconsin, 11/19/49

CONSECUTIVE GAMES WITH INTERCEPTION

4 Sean Lumpkin (9/28/91-10/19/91)
3 Antoine Winfield Jr. (10/19/19-11/9/19)
3 Rodney Heath (9/16/95-9/30/95)
3 Crawford Jordan (10/22/94-11/12/94)
3 Warren Berry (10/3/87-10/16/87)
3 Rick Witthus (9/12/81-9/26/81)

ALL-TIME TOP 5 INT

Year	Int.	Yds.	TD
1. SEAN LUMPKIN			
1988	1	8	0
1989	2	118	1
1990	4	138	1
1991	5	19	0
Total	12	283	2

1. JEFF WRIGHT

1968	3	7	0
1969	2	28	0
1970	7	65	0
Total	12	100	0

3. KEITH EDWARDS

1977	3	12	0
1978	4	72	0
1979	4	37	0
Total	11	121	0

3. WALTER BOWSER

1969	5	52	0
1970	6	203	1
Total	11	255	1

3. TOM SAKAL

1965	4	108	0
1966	4	25	0
1967	3	22	0
Total	11	155	0

YEAR-BY-YEAR LEADERS


Year	Player	No	Yds	Avg	TD
1961	Sandy Stephens	2	2	1.0	0
1962	Paul Ramseth	4	56	14.0	0
1963	Michael Reid	2	50	25.0	0
	William Costanza	2	2	1.0	0
1964	Kraig Lofquist	4	111	27.8	1
1965	Tom Sakal	4	108	27.0	0
1966	Tom Sakal	4	25	6.3	0
1967	Dennis Hale	4	68	17.0	0
	Noel Jenke	4	38	9.5	0
1968	Noel Jenke	3	44	14.7	0
	Jeff Wright	3	7	2.3	0
1969	Walt Bowser	5	52	10.4	0
1970	Jeff Wright	7	65	9.3	0
1971	Jim Herman	3	27	9.0	0
1972	Michael White	3	0	0.0	0
1973	Doug Beaudoin	4	73	18.3	0
1974	Oliver Bakken	3	24	8.0	0
1975	Steve Stewart	3	14	4.7	0
1976	George Adzick	3	53	17.7	0
1977	Mark Merrill	3	30	10.0	1
	Keith Edwards	3	12	4.0	0
1978	Keith Edwards	4	72	18.0	0
1979	Keith Edwards	4	37	9.3	0
1980	Rick Witthus	4	53	13.3	0
1981	Rick Witthus	4	88	22.0	0
1982	Craig White	2	38	19.0	0
	Eric Johnson	2	20	10.0	0
1983	Andy Hare	3	(-2)	0.0	0
1984	Andre Harris	2	0	0.0	0
1985	Donovan Small	3	23	7.7	0
1986	Duane Dutrieuille	4	4	1.8	0
	Matt Martinez	4	(-1)	(-0.2)	0
1987	Warren Berry	4	42	10.5	0
1988	Joel Brown	4	23	5.8	0

1989	Fred Foggie	5	48	9.6	0
1990	Sean Lumpkin	4	138	34.5	1
	Frank Jackson	4	39	9.75	0
1991	Sean Lumpkin	5	19	3.8	0
1992	Jeff Rosga	2	0	0.0	0
1993	Juan Hunter	4	117	29.3	0
	Jeff Rosga	4	91	22.8	2
1994	Justin Conzemius	3	30	10.0	0
	Juan Hunter	3	22	7.3	0
	Crawford Jordan	3	5	1.7	0
1995	Rodney Heath	5	41	8.2	0
1996	Rodney Heath	3	43	14.3	0
1997	Ben Mezera	2	0	0.0	0
	Craig Scruggs	2	0	0.0	0
	Jimmy Wyrick	2	0	0.0	0
1998	Sean Hoffman	3	29	9.7	0
1999	Jimmy Wyrick	2	115	57.5	1
	Delvin Jones	2	3	1.5	0
	Jack Brewer	2	(-4)	(-2.0)	0
2000	Clorenzo Griffin	2	39	19.5	0
2001	Michael Lehan	2	55	22.5	0
	Bradley Vance	2	31	15.5	1
2002	Justin Isom	3	54	18.0	0
2003	Justin Isom	4	47	11.8	0
2004	Ukee Dozier	3	20	6.7	0
2005	eight tied	1		18.0	1
2006	Dominique Barber	4	57	14.2	0
2007	Kyle Theret	3	72	24.0	0
2008	Traye Simmons	4	81	20.3	1
2009	Kyle Theret	3	5	1.7	0
2010	Mike Rallis	3	11	3.7	0
2011	Troy Stoudermire	2	19	9.5	0
2012	Michael Carter	4	61	15.3	1
2013	Aaron Hill	2	55	27.5	1
2014	Brieon Boddy-Calhoun	5	59	11.8	0
2015	Brieon Boddy-Calhoun	4	21	5.2	1
2016	KiAnte Hardin	2	31	15.5	0
	Damarius Travis	2	0	0	0
2017	Jacob Huff	3	67	22.3	1
2018	Coney Durr	2	25	12.5	0
	Jacob Huff	2	21	10.5	0
2019	Antoine Winfield Jr.	7	111	15.9	1
2020	DeAngelo Carter	1	24	24.0	0
	Josh Aune	1	5	5.0	0
	James Gordon	1	4	4.0	0
	Coney Durr	1	0	0	0
	Tyler Nubin	1	0	0	0
2021	Tyler Nubin	3	42	14	0



PUNT RETURN RECORDS

Rick Upchurch (1973-74) • career punt return average leader



Tellis Redmon (1999-2001) • career leader in punt return yardage

RETURNS

Game: 9, Danny Upchurch vs. Buffalo, 9/21/02

Season: 40, Danny Upchurch, 2002

Career: 52, Rodney Heath, 1993-96

RETURN YARDS

Game: 132, Tellis Redmon vs. Northwestern, 10/28/00

Season: 405, Marion Barber III, 2003

Career: 571, Tellis Redmon, 1999-2001

PUNT RETURN AVERAGE

Game (min. 2 ret.): 43.5, Bill Crockett vs. Nebraska, 9/26/64

Season (min. 8 ret.): 16.9, Paul Giel, 1953

Career (min. 20 ret.): 13.4, Rick Upchurch, 1973-74

LONGEST RETURNS

91 Fred Houde vs. Iowa, 10/27/28#

83 Tellis Redmon vs. Northwestern, 10/28/00 (TD)

80 Bill Crockett vs. Nebraska, 9/26/64 (TD)

79 Chris Gaiters vs. Northern Illinois, 9/24/88

76 Antoine Winfield Jr. vs. New Mexico State, 8/30/18 (TD)

76 George Roscoe vs. North Dakota St., 9/29/34#

72 Rodney Heath at Purdue, 10/5/96 (TD)

71 Bob Thompson vs. Purdue, 11/18/50

PUNT RETURNS FOR TOUCHDOWNS

Game: 1, 12 times, last by

Demetrius Douglas at Wisconsin, 11/24/18

Season: 2, Jermaine Mays, 2002

Douglas Roalstad, 1968

Career: 2, Jermaine Mays, 2002

Douglas Roalstad, 1967-68

FRESHMAN PUNT RETURN AVERAGE

16.1, Demetrius Douglas, 2018 (7 returns)

SOPHOMORE PUNT RETURN AVERAGE

14.5, Marion Barber III, 2003 (28 returns)

JUNIOR PUNT RETURN AVERAGE

13.9, Rick Upchurch, 1973 (22 returns)

SENIOR PUNT RETURN AVERAGE

16.9, Paul Giel, 1953



PUNT RETURN RECORDS

SEASON RECORDS

RETURNS	
Season	Returns
1. Danny Upchurch, 2002	40
2. Luke Levenson, 1998	35
3. Tyrone Carter, 1999	30
4. Terrence Henderson, 1982	29
5. Marion Barber III, 2003	28
6. Lewis Garrison, 1992	27
7. Bob Thompson, 1950	25
8. Tellis Redmon, 2000	24
9. Tutu Atwell, 1997	23
10. Rodney Heath, 1994	22
Rick Upchurch, 1973	22

RETURN YARDS	
Season	Yards
1. Marion Barber III, 2003	405
2. Tyrone Carter, 1999	356
3. Tellis Redmon, 2000	315
4. Rick Upchurch, 1973	305
5. Tutu Atwell, 1997	296
6. Paul Giel, 1953	288
7. Danny Upchurch, 2002	287
8. Terrence Henderson, 1982	264
9. Luke Levenson, 1998	257
10. Bob Thompson, 1950	255

RETURN AVERAGE (MIN. 8 RETURNS)	
Season	Yards
1. Paul Giel, 1953	16.9
2. Marion Barber III, 2003	14.5
3. Rick Upchurch, 1973	13.9
4. Jim Cairns, 1961	13.3
5. Tutu Atwell, 1997	12.9
6. Rick Upchurch, 1974	12.5
7. Tyrone Carter, 1999	11.9
8. Marcus Sherels, 2008	11.9
9. Chris Gaiters, 1989	11.6
10. Dominic Jones, 2006	11.5

CAREER RECORDS

RETURNS	
Name	Returns
1. Rodney Heath, 1993-96	52
2. Chris Gaiters, 1987-89	51
3. Marion Barber III, 2001-04	47
4. Tellis Redmon, 1999-2001	45
5. Lewis Garrison, 1992-95	44
6. Sandy Stephens, 1959-61	42

RETURN YARDS	
Name	Yards
1. Tellis Redmon, 1999-2001	571
2. Chris Gaiters, 1987-89	541
3. Rodney Heath, 1993-96	525
4. Marion Barber III, 2001-04	515
5. Rick Upchurch, 1973-74	430
6. Lewis Garrison, 1992-95	388

RETURN AVERAGE (MIN. 20 RETURNS)	
Name	Yards
1. Rick Upchurch, 1973-74	13.4
2. Tellis Redmon, 1999-2001	12.7
3. Dominic Jones, 2005-06	10.9
4. Chris Gaiters, 1987-89	10.6
5. Marcus Jones, 2011-14	10.1
Rodney Heath, 1993-96	10.1

RETURN TOUCHDOWNS	
Name	TDs
1. Jermaine Mays, 1999-2002	2
Doug Roalstad, 1967-68	2

GAME RECORDS

PUNT RETURNS	
9 Danny Upchurch vs. Buffalo, 9/21/02	
7 Craig James vs. Kent State, 9/19/15	
7 Danny Upchurch vs. Illinois, 10/3/02	
7 Luke Levenson vs. Michigan State, 10/24/98	
7 Rodney Heath vs. Pacific, 9/10/94	
7 Rodney Heath at Kansas State, 9/24/94	
7 Tyrone Carter vs. Louisiana Monroe, 9/11/99	
7 Tyrone Carter vs. Illinois State, 9/18/99	

PUNT RETURN YARDS	
132 Tellis Redmon vs. Northwestern, 10/28/00	
115 Lewis Garrison vs. Indiana, 10/31/92	
110 Tyrone Carter vs. Louisiana Monroe, 9/11/99	
106 Luke Levenson vs. Michigan State, 10/24/98	
98 Tyrone Carter vs. Illinois State, 9/18/99	
98 Rodney Heath vs. Arkansas State, 9/30/95	
97 Marion Barber III vs. Troy, 9/6/03	
90 Tutu Atwell vs. Ohio State, 11/8/97	
88 Marion Barber III vs. Indiana, 11/1/03	
87 Rodney Heath vs. Pacific, 9/10/94	

PUNT RETURN AVERAGE (MIN. 2 RETURNS)	
42.0 Luke Levenson at Illinois, 10/16/99 (2-84)	
39.5 Antoine Winfield, Jr. vs. New Mexico State, 8/30/2018 (2-79)	
33.5 Marcus Jones at New Mexico State, 9/7/13 (2-67)	
33.0 Tellis Redmon vs. Northwestern, 10/28/00 (4-132)	
29.3 Marion Barber III vs. Indiana, 11/1/03 (3-88)	
28.5 Chris Gaiters vs. Purdue, 10/3/87 (2-57)	
25.7 Chris Gaiters vs. Purdue, 10/7/1989 (3-77)	
25.0 Tyrone Carter vs. Indiana, 11/13/99 (2-50)	
24.5 Tyrone Carter vs. Ohio, 9/4/99 (2-49)	
23.5 Tutu Atwell vs. Iowa State, 9/13/97 (2-47)	

YEAR-BY-YEAR LEADERS

Year	Player	No	Yds	Avg	TD
1964	Bill Crockett	4	97	24.3	0
1965	Gordon Condo	10	47	4.7	0
1966	Gordon Condo	12	91	7.6	0
1967	Gordon Condo	18	105	5.8	0
1968	Doug Roalstad	18	184	10.2	2
1969	Jeff Wright	12	108	9.0	0
1970	Walter Bowser	18	132	7.3	0
1971	Paul Wright	15	55	3.7	0
1972	Mike White	12	29	2.4	0
1973	Rick Upchurch	22	305	13.9	0
1974	Rick Upchurch	10	125	12.5	0
1975	Tom Luckemeyer	11	47	4.3	0
1976	Bobby Weber	8	90	11.3	0
1977	Bobby Weber	12	101	8.4	0
1978	Elmer Bailey	12	127	10.6	0
1979	Elmer Bailey	10	69	6.9	0
1980	Glenn Cardelli	14	66	4.7	0
1981	Jack Schlichting	20	128	5.8	0
1982	Terrence Henderson	29	264	9.1	0
1983	Fred Hartwig	14	74	5.3	0
1984	Gary Couch	15	162	10.8	0
1985	Andy Hare	9	90	10.0	0
1986	Roselle Richardson	19	144	7.6	0
1987	Chris Gaiters	14	132	9.4	0
1988	Chris Gaiters	17	178	10.5	1
1989	Chris Gaiters	20	231	11.6	0
1990	Sean Lumpkin	20	102	5.1	0
1991	Lewis Garrison	9	57	6.3	0
1992	Lewis Garrison	27	242	9.0	0
1993	Aaron Osterman	21	182	8.7	0
1994	Rodney Heath	22	208	9.4	0
1995	Rodney Heath	16	173	10.8	0
1996	Rodney Heath	14	144	10.3	1
1997	Tutu Atwell	23	296	12.9	0
1998	Luke Levenson	35	257	7.3	1
1999	Tyrone Carter	30	356	11.9	0
2000	Tellis Redmon	24	315	13.1	1
2001	Tellis Redmon	19	202	10.6	0
2002	Danny Upchurch	40	287	7.2	0
2003	Marion Barber III	28	405	14.5	0
2004	Marion Barber III	19	110	5.8	0
2005	Dominic Jones	12	120	10.0	0
2006	Dominic Jones	19	218	11.5	0
2007	Harold Howell	15	72	4.8	0
2008	Marcus Sherels	15	179	11.9	0
2009	Bryant Allen	6	73	12.2	0
2010	Bryant Allen	4	49	12.2	0
2011	Brandon Green	6	24	4.0	0
2012	A.J. Barker	19	135	7.1	0
2013	Marcus Jones	11	115	10.5	1
2014	Craig James	16	139	8.7	0
2015	Craig James	12	-7	-0.6	0
2016	Jalen Myrick	9	44	4.9	0
2017	Drew Hmielewski	5	25	5.0	0
2018	Demetrius Douglas	7	113	16.1	1
2019	Demetrius Douglas	11	37	3.4	0
2020	Phillip Howard	4	4	1.0	0
2021	Brock Annexstad	9	71	7.9	0



KICKOFF RETURN RECORDS

Troy Stoudemire (2008-12) • NCAA record holder in kickoff returns and kickoff return yardage



Jay Thomas (2006-09) •
season leader in kickoff return average

RETURNS

Game: 9, Troy Stoudemire vs. Iowa, 11/22/08
Donovan Small vs. Nebraska, 9/17/83
Season: 43, Troy Stoudemire, 2009
Career: 144, Troy Stoudemire, 2008-12 ^%

RETURN YARDS

Game: 283, Troy Stoudemire vs. Iowa, 11/22/08 ^
Season: 1,083, Troy Stoudemire, 2008
Career: 3,615, Troy Stoudemire, 2008-12 ^%

RETURN AVERAGE

Game (min. 2 ret.): 61.0, Rick Upchurch, vs. Wisconsin, 11/23/74
Season (min. 10 ret.): 31.3, Duane Bennett, 2011 (11 returns) and Jay Thomas, 2007 (10 returns)
Career (min. 20 ret.): 27.0, Jakari Wallace, 2003-05 (20 returns)

TOUCHDOWNS

Game: 2, Tutu Atwell vs. Iowa State, 9/13/97 ^+
Season: 2, Tutu Atwell, 1997
Career: 2, Rodney Smith, 2015-19
Marcus Jones, 2011-14
Tutu Atwell, 1994-97

LONGEST RETURN

100 Rodney Smith vs. Nebraska, 2017 (TD)
100 Jalen Myrick vs. Northwestern, 2014 (TD)
100 Jermaine Mays at Indiana, 2000 (TD)
100 Bobby Weber vs. Ohio State, 1977 (TD)
100 Rick Upchurch vs. Wisconsin, 1974 (TD)

FRESHMAN RETURN AVERAGE

28.5, Marcus Jones, 2011 (13 returns)

SOPHOMORE RETURN AVERAGE

31.3, Jay Thomas, 2007 (10 returns)

JUNIOR RETURN AVERAGE

27.2, Troy Stoudemire, 2010 (29 returns)

SENIOR RETURN AVERAGE

31.3, Duane Bennett, 2011 (11 returns)

^ Big Ten record

% NCAA record

+ Tied NCAA record



KICKOFF RETURN RECORDS

SEASON RECORDS

RETURNS	
Season	Returns
1. Troy Stoudermire, 2009	43
2. Troy Stoudermire, 2008	42
3. Dominic Jones, 2006	32
Tutu Atwell, 1997	32
5. Harold Howell, 2007	30
6. Troy Stoudermire, 2010	29
John Lewis, 1992	29
8. Chris Gaiters, 1988	27
Melvin Anderson, 1984	27
10. Marcus Jones, 2013	25
Rafael Cooper, 1995	25

RETURN YARDS

Season	Yards
1. Troy Stoudermire, 2008	1,083
2. Troy Stoudermire, 2009	1,057
3. Troy Stoudermire, 2010	789
4. Dominic Jones, 2006	786
5. Tutu Atwell, 1997	776
6. John Lewis, 1992	755
7. Harold Howell, 2007	693
8. Marcus Jones, 2013	622
9. Chris Gaiters, 1988	612
10. Melvin Anderson, 1984	603
11. Demetrius Douglas, 2018	594
12. Jakari Wallace, 2005	540

RETURN AVERAGE (MIN. 10 RETURNS)

Season	Yards
1. Jay Thomas, 2007	31.3
Duane Bennett, 2011	31.3
3. Marcus Jones, 2011	28.5
4. Jalen Myrick, 2014	28.2
5. Bobby Weber, 1977	27.4
6. Troy Stoudermire, 2010	27.2
7. Jakari Wallace, 2005	27.0
8. Tyrone Carter, 1999	26.7
9. KiAnte Hardin, 2016	26.0
John Lewis, 1992	26.0
11. Rodney Smith, 2017	25.9
12. Laurence Maroney, 2003	25.8
13. Troy Stoudermire, 2008	25.3
14. Marcus Jones, 2013	24.9
15. Demetrius Douglas, 2018	24.8
16. Troy Stoudermire, 2009	24.6
Dominic Jones, 2006	24.6
Curtis Wilson, 1965	24.6

CAREER RECORDS

RETURNS	
Seasons	Returns
1. Troy Stoudermire, 2008-12	144
2. Melvin Anderson, 1983-86	93
3. Tyrone Carter, 1996-99	66
4. Chris Gaiters, 1987-89	65
5. Rishon Early, 1993-95	60
6. Marcus Jones, 2011-14	52
7. Bobby Weber, 1974-77	49
8. Jalen Myrick, 2013-16	47
9. Jermaine Mays, 1998-2002	39
10. Rafael Cooper, 1994-95	38
John Lewis, 1990-92	38

RETURN YARDS

Seasons	Yards
1. Troy Stoudermire, 2008-12	3,615
2. Melvin Anderson, 1983-86	1,965
3. Tyrone Carter, 1996-99	1,459
4. Chris Gaiters, 1987-89	1,418
5. Marcus Jones, 2011-14	1,311
6. Rishon Early, 1993-95	1,265
7. Bobby Weber, 1974-77	1,095
8. Jalen Myrick, 2013-16	1,052
9. John Lewis, 1990-92	930
10. Jermaine Mays, 1998-2002	849

RETURN AVERAGE (MIN. 20 RETURNS)

Player, Seasons	Avg.
1. Jakari Wallace, 2003-05	27.0
2. Rodney Smith, 2015-19	26.6
3. George Honza, 1970-72	25.3
4. Marcus Jones, 2011-14	25.2
5. Troy Stoudermire, 2008-12	25.1
6. Bobby Weber, 1974-77	24.9
7. Dominic Jones, 2005-06	24.7
8. Jalen Myrick, 2013-16	24.5
John Lewis, 1990-92	24.5
10. Tutu Atwell, 1994-94	24.3
11. Laurence Maroney, 2003-05	23.8

RETURN TOUCHDOWNS

Name	Tds
1. Rodney Smith, 2015-19	2
Marcus Jones, 2011-14	2
Tutu Atwell, 1994-97	2

GAME RECORDS

KICKOFF RETURNS

9 Donovan Small vs. Nebraska, 9/17/83
9 Troy Stoudermire vs. Iowa, 11/22/08
7 John Lewis vs. San Jose State, 9/12/92
7 Roselle Richardson vs. Michigan State, 11/1/86
7 Tyrone Carter vs. Iowa, 11/23/96
6 Done 15x, MR. Shannon Brooks vs. Michigan State, 10/14/17

KICKOFF RETURN YARDS

283 Troy Stoudermire vs. Iowa, 11/22/08
225 Tutu Atwell vs. Iowa State, 9/13/97
223 John Lewis vs. San Jose State, 9/12/92
192 Troy Stoudermire vs. Michigan State, 10/31/09
178 John Lewis at Michigan, 10/14/92
174 Troy Stoudermire vs. Kansas, 12/31/08
165 KiAnte Hardin vs. Illinois, 11/21/15
159 Donovan Small vs. Nebraska, 9/17/83
159 Marcus Jones at Purdue, 10/8/11
152 Marcus Jones at TCU, 9/13/14

PUNT RETURN AVERAGE (MIN. 2 RETURNS)

70.5 Duane Bennett vs. Wisconsin, 11/12/11 (2-141)
59.5 Rodney Smith vs. Rutgers, 10/22/16 (2-119)
56.5 Robert Weber at Ohio State, 9/17/77 (2-113)
56.3 Tutu Atwell vs. Iowa State, 9/13/97 (4-225)
56.0 Dana Noel at Illinois, 11/1/80 (2-112)
56.0 Troy Stoudermire at Illinois, 11/13/10 (2-112)
51.5 Jakari Wallace at Penn State, 10/1/05 (2-103)
46.7 Jay Thomas at Florida Atlantic, 9/15/07 (3-140)
46.0 Melvin A. Anderson vs. Northwestern, 10/11/86 (3-138)
45.0 Rodney Smith vs. Nebraska, 11/11/17 (3-135)

YEAR-BY-YEAR LEADERS

Year	Player	No	Yds	Avg	TD
1964	Bill Crockett	4	112	28.0	0
1965	Curtis Wilson	12	296	24.6	0
1966	Hubert Bryant	11	204	18.5	0
1967	Hubert Bryant	6	89	14.8	0
1968	George Kemp	13	215	16.5	0
1969	Walter Bowser	12	292	24.3	0
1970	Walter Bowser	10	211	21.1	0
1971	George Honza	15	288	19.2	0
1972	Vince Fuller	21	414	19.7	0
1973	Rick Upchurch	20	356	17.8	0
1974	Rick Upchurch	20	440	22.0	1
1975	Bobby Weber	14	327	23.4	0
1976	Bobby Weber	21	383	18.2	0
1977	Bobby Weber	13	356	27.4	1
1978	Keith Edwards	12	249	20.7	0
1979	Glenn Lewis	23	490	21.3	0
1980	Dana Noel	9	240	26.7	1
1981	Manny Henry	14	311	22.2	0
1982	Kerry Glenn	21	439	20.9	0
1983	Melvin Anderson	24	468	19.5	0
1984	Melvin Anderson	27	603	22.3	0
1985	Melvin Anderson	18	356	19.8	0
1986	Melvin Anderson	22	538	24.5	1
1987	Chris Gaiters	19	443	23.3	0
1988	Chris Gaiters	27	612	22.7	0
1989	Chris Gaiters	19	363	19.1	0
1990	Fred Foggie	24	488	20.3	0
1991	Chuck Rios	11	227	20.6	0
1992	John Lewis	29	755	26.0	1
1993	Rishon Early	16	338	21.1	0
1994	Rishon Early	16	377	23.6	0
1995	Rafael Cooper	25	537	21.5	0
1996	Rishon Early	16	338	21.1	0
1997	Tutu Atwell	32	776	24.3	2
1998	Tyrone Carter	13	347	26.7	1
1999	Tyrone Carter	17	300	17.6	0
2000	Jermaine Mays	21	497	23.7	1
2001	Tellis Redmon	16	308	19.2	0
2002	Antoine Burns	12	244	20.3	0
2003	Laurence Maroney	16	413	25.8	1
2004	Marion Barber III	10	206	20.6	0
2005	Jakari Wallace	20	540	27.0	0
2006	Dominic Jones	32	786	24.6	1
2007	Harold Howell	30	693	23.1	0
2008	Troy Stoudermire	42	1,083	25.3	0
2009	Troy Stoudermire	43	1,057	24.6	0
2010	Troy Stoudermire	29	789	27.2	0
2011	Marcus Jones	13	370	28.5	1
2012	Troy Stoudermire	22	513	23.3	0
2013	Marcus Jones	25	622	24.9	1
2014	Jalen Myrick	18	508	28.2	1
2015	Jalen Myrick	12	257	21.4	0
2016	Jalen Myrick	13	287	22.1	0
2017	Shannon Brooks	18	347	19.3	0
2018	Demetrius Douglas	24	594	24.8	0
2019	Demetrius Douglas	8	133	16.6	0
2020	Cam Wiley	11	176	16.0	0
2021	Mar'Keise Irving	8	194	24.3	0



PUNTING RECORDS

Peter Mortell (2012-15) • career punt average leader



Adam Kelly (1983-85) •
season punt average leader

PUNTS

Game: 13, Paul Blanchard vs. Nebraska, 9/17/83
Walter Bowser vs. Michigan State, 11/15/69
Season: 80, Ryan Rindels, 1998; Terry Simmons, 1977
Career: 229, Justin Kucek, 2005-08

YARDS

Game: 511, Adam Kelly vs. Nebraska, 19/15/84
(11 punts)
Season: 3,215, Peter Mortell, 2015 (74 punts)
Career: 9,461, Justin Kucek, 2005-08 (229 punts)

AVERAGE

Game: (Minimum of 7 punts)
53.6, Adam Kelly vs. Northwestern, 1984 (7 punts)
Season: 46.2, Adam Kelly, 1984 (59 punts)
Career: 44.0, Peter Mortell, 2012-15 (203 punts)

LONGEST PUNTS

- 88 Dave Baldrige vs. Utah, 9/23/67
- 83 Adam Kelly vs. Iowa, 11/17/84
- 73 Paul Blanchard vs. Michigan State, 11/14/81
- 68 Ryan Santoso vs. Michigan State, 10/14/17
- 68 Dan Orseske, vs. Iowa, 10/29/11
- 68 Ryan Rindels vs. Memphis, 10/4/97
- 66 Peter Mortell vs. Nebraska, 10/17/16
- 66 Paul Blanchard vs. Iowa, 10/23/82
- 65 Peter Mortell at Northwestern, 10/3/16
- 65 Preston Gruening vs. UL Monroe, 9/2/00
- 65 Mike Perfetti vs. Indiana, 9/11/71
- 65 Dave Baldrige vs. SMU, 10/7/67
- 64 Ryan Santoso vs. Middle Tennessee, 9/16/17
- 64 Peter Mortell vs. Ohio State, 11/15/14
- 64 Paul Blanchard vs. Ohio State, 11/6/82
- 63 Christian Eldred at Illinois, 11/10/12
- 63 Brent Herbel vs. Northwestern, 10/14/89
- 63 Blake Haudan vs. South Dakota State, 11/14/09
- 62 Peter Mortell vs. Penn State, 11/9/13
- 62 Tim Grate vs. Michigan, 10/28/95

FRESHMAN RECORDS

Punts: 49, Dan Orseske, 2010; Brent Herbel, 1986
Average: 40.4, Brent Herbel, 1986

SOPHOMORE RECORDS

Punts: 80, Terry Simmons, 1977
Average: 44.5, Preston Gruening, 2000

JUNIOR RECORDS

Punts: 80, Ryan Rindels, 1998
Average: 46.2, Adam Kelly, 1984

SENIOR RECORDS

Punts: 74, Peter Mortell, 2015
Justin Kucek, 2008
Average: 43.4, Peter Mortell, 2015



PUNTING RECORDS

SEASON RECORDS

PUNTING AVERAGE

Season	Yard Avg
1. Adam Kelly, 1984	46.2
2. Peter Mortell, 2014	45.1
3. Preston Gruening, 2000	44.5
4. Peter Mortell, 2015	43.4
5. Ryan Santoso, 2017	43.0
6. Peter Mortell, 2013	43.3
7. Justin Kucek, 2007	42.7
8. Blake Haudan, 2009	42.6
9. Justin Kucek, 2008	41.9
10. Mark Crawford, 2021	41.7
11. Mike Perfetti, 1971	41.6
12. Preston Gruening, 2001	41.4
13. Adam Kelly, 1985	41.3
14. Jacob Herbers, 2018	41.2
15. Ryan Rindels, 1999	41.0
Paul Blanchard, 1982	41.0

PUNTS

Season	Punts
1. Ryan Rindels, 1998	80
Terry Simmons, 1977	80
3. Ryan Santoso, 2016	77
Frank Mosko, 1973	77
5. Don Roedel, 1950	75
6. Peter Mortell, 2015	74
Justin Kucek, 2008	74
8. Dean Kaufman, 1991	71
9. Ryan Rindels, 1999	69
10. Ryan Rindels, 1997	68

PUNTING YARDAGE

Season	Yards
1. Peter Mortell, 2015	3,215
2. Ryan Santoso, 2016	3,151
3. Justin Kucek, 2008	3,103
4. Ryan Rindels, 1998	3,041
5. Peter Mortell, 2014	3,025
6. Ryan Santoso, 2017	2,838
7. Frank Mosko, 1973	2,835
8. Ryan Rindels, 1999	2,832
9. Don Roedel, 1950	2,798
10. Ryan Rindels, 1997	2,747

CAREER RECORDS

PUNTING AVERAGE (MINIMUM 50 PUNTS)

1. Peter Mortell, 2012-15	44.0
2. Adam Kelly, 1983-85	43.3
3. Blake Haudan, 2006-09	42.6
4. Preston Gruening, 1999-2002	41.9
5. Ryan Santoso, 2014-17	41.8
6. Justin Kucek, 2005-08	41.3
7. Mike Perfetti, 1970-71	41.1
8. Mark Crawford, 2020-present	40.7
9. Ryan Rindels, 1997-99	39.7
10. Jacob Herbers, 2016-19	39.6
Rhys Lloyd, 2003-04	39.6
12. Brent Herbel, 1986-89	38.7

PUNTS

1. Justin Kucek, 2005-08	229
2. Ryan Rindels, 1997-99	217
3. Brent Herbel, 1986-89	215
4. Peter Mortell, 2012-15	203
5. Dean Kaufman, 1990-92	185
Frank Mosko, 1973-75	185

7. Paul Blanchard, 1981-83	166
8. Preston Gruening, 1999-2002	158
9. Tom Smith, 1978-80	148
10. Ryan Santoso, 2014-17	144

ALL-TIME TOP 5 PUNTERS

Year	No	Yds	Avg
1. PETER MORTELL			
2013	62	2,687	43.3
2014	67	3,025	45.1
2015	74	3,215	43.4
Total	203	8,927	44.0

2. ADAM KELLY

1983	23	926	40.3
1984	59	2,728	46.2
1985	54	2,229	41.3
Total	136	5,883	43.3

3. BLAKE HAUDAN

2006	0	0	0.0
2007	0	0	0.0
2008	0	0	0.0
2009	62	2,639	42.6
Total	62	2,639	42.6

4. PRESTON GRUENING

2000	50	2,222	44.5
2001	51	2,109	41.4
2002	57	2,282	40.0
Total	158	6,613	41.9

5. RYAN SANTOSO

2014	0	0	0.0
2015	1	29	29.0
2016	77	3,151	40.9
2017	66	2,838	43.0
Total	144	6,018	41.8

YEAR-BY-YEAR LEADERS

Year	Player	No	Avg
1950	Don Roedel	75	37.3
1951	Paul Giel	34	34.5
1952	Paul Giel	56	37.5
1953	Paul Giel	24	34.8
1954	Geno Cappelletti	20	37.9
1955	Kelvin Kleber	33	40.8
1956	Rhody Tuszka	17	37.4
1957	Kelvin Kleber	19	38.5
1958	Thomas Robbins	44	37.0
1959	Thomas Robbins	44	38.9
1960	Sandy Stephens	47	35.5
1961	Sandy Stephens	41	29.0
1962	Jerry Jones	51	35.4
1963	Stanton Skei	57	36.5
1964	Bruce Van de Walker	32	34.1
1965	Bruce Van de Walker	38	36.9
1966	Dave Baldrige	59	37.1
1967	Dave Baldrige	65	40.2
1968	Walt Bowser	33	39.9
1969	Walt Bowser	37	39.8
1970	Walt Bowser	44	35.5
1971	Mike Perfeth	60	41.6
1972	Todd Randall	63	35.0
1973	Frank Mosko	77	36.8
1974	Frank Mosko	58	37.8
1975	Frank Mosko	50	38.5
1976	Steve Tobin	56	36.1

1977	Terry Simmons	80	32.9
1978	Tom Smith	60	36.3
1979	Tom Smith	54	37.1
1980	Tom Smith	34	34.3
1981	Paul Blanchard	58	38.7
1982	Paul Blanchard	50	41.0
1983	Paul Blanchard	58	35.7
1984	Adam Kelly	59	46.2
1985	Adam Kelly	54	41.3
1986	Brent Herbel	49	40.4
1987	Brent Herbel	52	38.8
1988	Brent Herbel	58	38.9
1989	Brent Herbel	56	36.9
1990	Dean Kaufman	56	37.1
1991	Dean Kaufman	71	38.1
1992	Dean Kaufman	58	39.2
1993	Ron Holty	31	35.6
1994	Mike Kimbell	48	39.0
1995	Tim Grate	21	39.8
1996	Steve Kempf	47	38.2
1997	Ryan Rindels	68	40.4
1998	Ryan Rindels	80	38.0
1999	Ryan Rindels	62	41.0
2000	Preston Gruening	50	44.5
2001	Preston Gruening	51	41.4
2002	Preston Gruening	57	40.0
2003	Rhys Lloyd	40	39.2
2004	Rhys Lloyd	56	39.8
2005	Justin Kucek	37	39.4
2006	Justin Kucek	56	40.3
2007	Justin Kucek	62	42.7
2008	Justin Kucek	74	41.9
2009	Blake Haudan	62	42.6
2010	Dan Orseske	49	36.1
2011	Dan Orseske	57	37.0
2012	Christian Eldred	67	38.1
2013	Peter Mortell	62	43.3
2014	Peter Mortell	67	45.1
2015	Peter Mortell	74	43.4
2016	Ryan Santoso	77	40.9
2017	Ryan Santoso	66	43.0
2018	Jacob Herbers	51	41.2
2019	Jacob Herbers	42	38.3
2020	Mark Crawford	17	37.8
2021	Mark Crawford	47	41.7

SCORING RECORDS

Omar Douglas (1990-93) • game record for points with 30 set in 1993



Dan Nystrom (1999-2002) • career leader in points

POINTS

Game: 30, Omar Douglas vs. Purdue, 10/9/93
Season: 114, Gary Russell, 2005
Career: 367, Dan Nystrom, 1999-2002@
Freshman Points: 92, Dan Nystrom, 1999
Sophomore Points: 114, Gary Russell, 2005
Junior Points: 101, Rhys Lloyd, 2003
Senior Points: 102, Dan Nystrom, 2002

TOUCHDOWNS

Quarter: 3, Mohamed Ibrahim, 2nd quarter at Maryland, 10/30/20
 Tyler Johnson, 4th quarter vs. Michigan State, 10/14/17
 Logan Payne, 1st quarter vs. Temple, 9/16/06
 Omar Douglas, 3rd quarter vs. Purdue, 10/9/93
Half: 4, Mohamed Ibrahim, 1st half at Maryland, 10/30/20
 Logan Payne, 1st half vs. Temple, 9/16/06
 Darrell Thompson, 1st half vs. Bowling Green, 9/13/86

Game: 5, Omar Douglas vs. Purdue, 10/9/93
Season: 19, Gary Russell, 2005
Career: 43, Darrell Thompson, 1986-89 (40 rushing, three receiving)

EXTRA POINTS

Game: 9, Jason Giannini vs. Indiana, 11/4/06
 Rhys Lloyd vs. Toledo, 9/4/04
 Dan Nystrom vs. Murray State, 10/29/01
Season: 59, Rhys Lloyd, 2003
Career: 154, Dan Nystrom, 1999-2002 (158 att.)

EXTRA POINT ACCURACY

Season: Several tied at 1,000, last by Emmit Carpenter (43-43), 2018
Career: .9914, 117-118, Emmit Carpenter, 2015-18
Consecutive PAT conversions: 83, Dan Nystrom, 11/4/00-12/30/02

FIELD GOALS

Game: 5, Adam Bailey vs. Penn State, 10/18/97^
 Dan Nystrom, 12/30/02
Season: 25, Dan Nystrom, 2000#
Career: 71, Dan Nystrom, 1999-2002
Career Pct.: .791 (53-of-67), Emmit Carpenter, 2015-18

^Tied the modern day Big Ten record for most field goals in a single game.

Tied Big Ten season record

\$ Big Ten record

@ Big Ten record for kick scoring

LONGEST SCORING PLAYS

Kickoff Return:
 100, Rodney Smith, vs. Nebraska, 11/11/2017
 Jalen Myrick vs. Northwestern, 10/11/2014
 Jermaine Mays vs. Indiana, 10/21/2000
 Rick Upchurch vs. Wisconsin, 11/23/74
 Bobby Weber vs. Ohio State, 9/17/77

Punt Return: 83, Tellis Redmon vs. Northwestern, 10/28/2000

Rush: 98, Darrell Thompson vs. Michigan, 11/7/87

Pass Play: 96, Asad Abdul-Khaliq to Jared Ellerson at Northwestern, 10/4/03

Field Goal: 62, Chip Lohmiller vs. Iowa, 11/22/86

Interception Return: 99, Gary Hohman vs. Nebraska, 10/4/69

Fumble Return: 88, Marcus Sherels vs. Wisconsin, 10/3/09

SCORING RECORDS

POINTS

CAREER SCORING

	TD	XP	2PT	F6	PTS
1. Dan Nystrom, 1999-2002	0	154	0	71	367
2. Emmitt Carpenter, 2015-18	0	117	0	53	276
3. Chip Lohmiller, 1984-87	0	97	0	57	268
4. Darrell Thompson, 1986-89	43	0	2	0	262
5. Marion Barber, 1977-80	36	0	1	0	218
Paul Rogind, 1976-79	0	86	0	44	218
7. Jim Gallery, 1980-83	0	96	0	49	216
8. Marion Barber III, 2001-04	35	0	0	0	210
9. Mike Chalberg, 1991-95	0	85	0	41	208
10. Laurence Maroney, 2003-05	34	0	0	0	204
11. Mitch Leidner, 2013-16	33	0	1	0	200

CAREER KICK SCORING

	XP	F6	PTS
1. Dan Nystrom, 1999-2002	154-158	71-94	367
2. Emmitt Carpenter, 2015-18	117-118	53-67	276
3. Chip Lohmiller, 1984-87	97-99	57-75	268
4. Paul Rogind, 1976-79	86-88	44-71	218
5. Jim Gallery, 1980-83	96-106	40-63	216
6. Mike Chalberg, 1991-95	85-88	41-59	208

SEASON SCORING

	TD	XP	2PT	F6	PTS
1. Gary Russell, 2005	19	0	0	0	114
2. Emmitt Carpenter, 2016	0	43	0	22	109
Dan Nystrom, 2000	0	34	0	25	109
4. Rodney Smith, 2016	17	0	0	0	102
Marion Barber III, 2003	17	0	0	0	102
Dan Nystrom, 2002	0	42	0	20	102
7. Rhys Lloyd, 2003	0	59	0	14	101
8. Emmitt Carpenter, 2018	0	43	0	17	94
9. Dan Nystrom, 1999	0	41	0	17	92
10. Mohamed Ibrahim, 2020	15	0	0	0	90
11. Ryan Santos, 2015	0	31	0	17	82

GAME SCORING

	TD	XP	2PT	Saf	F6	
Pts						
1. Omar Douglas vs. Purdue, 10/9/93	5	0	0	0	0	30
2. Mohamed Ibrahim at Illinois, 11/7/20	4	0	0	0	0	24
Mohamed Ibrahim at Maryland, 10/30/29	4	0	0	0	0	24
Mitch Leidner vs. San Jose State 9/21/13	4	0	0	0	0	24
Logan Payne vs. Temple, 9/16/06	4	0	0	0	0	24
Marion Barber III vs. Ohio, 9/13/03	4	0	0	0	0	24
Darrell Thompson vs. Bowling Green, 9/13/86	4	0	0	0	0	24
John King vs. Iowa, 10/21/72	4	0	0	0	0	24
Jim Carter at Iowa, 11/1/69	4	0	0	0	0	24
Curtis Wilson vs. Indiana, 11/18/67	4	0	0	0	0	24

TOUCHDOWNS

GAME TOUCHDOWNS

Player	Opponent, Date
5 Omar Douglas	vs. Purdue, 10/9/93
4 Mohamed Ibrahim	at Illinois, 11/7/20
4 Mohamed Ibrahim	at Maryland, 10/30/20

4 Mitch Leidner	vs. San Jose St. 9/21/13
4 Logan Payne	vs. Temple, 9/16/06
4 Marion Barber III	at Ohio, 9/13/03
4 Darrell Thompson	vs. Bowling Green, 9/13/86
4 John King	vs. Iowa, 10/21/72
4 Jim Carter	at Iowa, 11/1/69
4 Curtis Wilson	vs. Indiana, 11/18/67
3 Trey Potts	at Colorado, 9/18/21
3 Rashod Bateman	at N'Western, 11/23/19
3 Mohamed Ibrahim	vs. Nebraska, 10/12/19
3 Tyler Johnson	vs. Georgia Southern, 9/14/19
3 Tyler Johnson	vs. Miami (Ohio), 9/15/18
3 Kobe McCrary	vs. Nebraska, 11/11/17
3 Demry Croft	vs. Nebraska, 11/11/17
3 Tyler Johnson	vs. Michigan State, 10/14/17

3 Kobe McCrary	vs. Middle Tenn., 9/16/17
3 Shannon Brooks	at Oregon State, 9/9/17
3 Rodney Smith	vs. Purdue, 11/5/16
3 Shannon Brooks	at Illinois, 11/21/15
3 David Cobb	vs. Ohio State, 11/15/14
3 Maxx Williams	vs. Iowa, 11/8/14
3 A.J. Barker	vs. W. Michigan, 9/15/12
3 Da'Jon McKnight	at Michigan St., 11/5/11
3 Da'Jon McKnight	vs. Penn State, 10/23/10
3 Duane Bennett	at Northwestern, 9/26/09
3 DeLeon Eskridge	vs. Montana St., 9/13/08
3 Ernie Wheelwright	at Northwestern, 10/13/07

3 Alex Daniels	at Kent State, 8/31/06
3 Gary Russell	at Indiana, 11/5/05
3 Gary Russell	vs. Purdue, 9/24/05
3 Laurence Maroney	vs. Fla. Atlantic, 9/17/05
3 Laurence Maroney	vs. Iowa, 11/13/04
3 Thomas Tapeh	vs. Oregon, 12/31/03
3 Marion Barber III	vs. Tulsa, 8/30/03
3 Ben Utecht	at La-Lafayette, 9/7/02
3 Thomas Hamner	vs. UL Monroe, 9/11/99
3 Tutu Atwell	vs. Iowa State, 9/13/97
3 Chris Darkins	vs. Purdue, 10/7/95
3 Jay Carroll	vs. Ohio State, 11/7/81
3 Rick Upchurch	vs. North Dakota, 9/21/74
3 Mike Jones	at Northwestern, 11/3/73

TOUCHDOWNS IN CONSECUTIVE GAMES

1. Mohamed Ibrahim, 10/30/20-11/7/20	8
(4 at Maryland, 4 at Illinois)	

SEASON TOUCHDOWNS

1. Gary Russell, 2005	19
2. Rodney Smith, 2016	17
Marion Barber III, 2003	17
4. Mohamed Ibrahim, 2020	15
5. Tyler Johnson, 2019	13
David Cobb, 2014	13
Thomas Hamner, 1999	13
Chris Darkins, 1994	13
Darrell Thompson, 1987	13
Jim Perkins, 1976	13
11. Tyler Johnson, 2018	12
Laurence Maroney, 2004	12
Marion Barber, 1979	12
14. Rashod Bateman, 2019	11
Laurence Maroney, 2015	11
Marion Barber III, 2004	11
Laurence Maroney, 2003	11
Thomas Tapeh, 2003	11
Ron Johnson, 2000	11
Omar Douglas, 1993	11

Darrell Thompson, 1986	11
Marion Barber, 1980	11

CAREER TOUCHDOWNS

1. Darrell Thompson, 1986-89	43
2. Marion Barber, 1977-80	36
3. Marion Barber III, 2001-04	35
4. Laurence Maroney, 2003-05	34
5. Mohamed Ibrahim, 2018-present	33
Tyler Johnson, 2016-19	33
Mitch Leidner, 2013-16	33
8. Rodney Smith, 2015-19	31
Ron Johnson, 1998-2001	31
10. Ernie Wheelwright, 2004-07	26
Chris Darkins, 1992-95	26
Rickey Foggie, 1984-87	26
13. Eric Decker, 2006-09	25
Thomas Hamner, 1996-99	25

FIELD GOALS

CAREER FIELD GOALS

1. Dan Nystrom, 1999-2002	71
2. Chip Lohmiller, 1984-87	57
3. Emmitt Carpenter, 2015-18	53
4. Paul Rogind, 1976-79	44
5. Mike Chalberg, 1991-95	41
6. Jim Gallery, 1980-83	40
7. Adam Bailey, 1996-98	38
8. Brent Berglund, 1988-90	35
9. Ryan Santos, 2014-17	29
10. Rhys Lloyd, 2003-04	26
11. Eric Ellestad, 2007-10	24
12. Joel Monroe, 2005-08	22
13. Jason Giannini, 2005-07	21
14. Chris Hawthorne, 2011-13	20
Jordan Wettstein, 2011-12	20
Aaron Piepkorn, 1989, 1991-92	20

SEASON FIELD GOALS

1. Dan Nystrom, 2000	25
2. Emmitt Carpenter, 2016	22
3. Dan Nystrom, 2002	20
4. Paul Rogind, 1977	18
5. Matthew Trickett, 2021	17
Emmitt Carpenter, 2018	17
Ryan Santos, 2015	17
Dan Nystrom, 1999	17
Mike Chalberg, 1994	17
Aaron Piepkorn, 1992	17
11. Chip Lohmiller, 1987	16
12. Adam Bailey, 1997	15
Chip Lohmiller, 1986	15
Chip Lohmiller, 1985	15

GAME FIELD GOALS

Player	Fgs (Length)
5 Dan Nystrom	(24, 45, 21, 22, 29)
vs. Arkansas, 12/30/02	
5 Adam Bailey	(52, 23, 32, 50, 33)
vs. Penn State, 10/18/97	
4 Emmitt Carpenter	(35, 37, 37, 46)
at Penn State, 10/1/16	
4 Ryan Santos	(23, 30, 32, 47)
vs. Michigan, 10/31/2005	
4 Dan Nystrom	(23, 28, 24, 24)
vs. Penn State, 10/6/2000	
4 Adam Bailey	(20, 28, 46, 30)
vs. Ball State, 9/14/96	
4 Mike Chalberg	(40, 27, 44, 39)

SCORING RECORDS

vs. San Diego State, 9/17/94	
4 Mike Chalberg (28, 39, 39, 40)	
vs. Pacific, 9/10/94	
4 Brent Berglund (26, 47, 25, 26)	
vs. Purdue, 10/6/90	
4 Chip Lohmiller (55, 45, 27, 21)	
vs. Indiana, 10/18/86	
4 Jim Gallery (52, 31, 33, 27)	
vs. Iowa, 10/24/81	
4 Jim Gallery (20, 57, 24, 48)	
vs. Indiana, 10/17/81	
4 Paul Rogind (38, 16, 31, 32)	
vs. Washington, 10/1/77	

CAREER FIELD GOAL ACCURACY (MIN. 25 ATT.)

1. Emmitt Carpenter, 2015-18	.791 (53-67)
2. Chip Lohmiller, 1984-87	.760 (57-75)
3. Joel Monroe, 2005-08	.759 (22-29)
4. Dan Nystrom, 1999-2002	.755 (71-94)
5. Ryan Santoso, 2014-17	.744 (29-39)
6. Chris Hawthorne, 2011-13	.741 (20-27)
7. Rhys Lloyd, 2003-04	.722 (26-36)
8. Adam Bailey, 1996-98	.717 (38-53)

CONSECUTIVE FIELD GOALS

16 Dan Nystrom, 9/28/02-12/30/02
14 Dan Nystrom, 10/9/99-9/2/00
13 Dan Nystrom, 9/30/00-10/21/00
12 Emmitt Carpenter, 10/22/16-12/27/16
10 Chip Lohmiller, 10/19-11/23/85
9 Emmitt Carpenter, 9/1/16-10/1/16
9 Adam Bailey, 9/14-10/19/96
7 Joel Monroe, 10/27/07-9/20/08
7 Ryan Santoso, 9/27-10/25/14
7 Paul Rogind, 10/1-10/22/77

LONGEST FIELD GOALS (50+ YARDS)

62 Chip Lohmiller vs. Iowa, 11/22/86 (In)
57 Jim Gallery vs. Indiana, 10/17/81 (Out)
57 Paul Rogind vs. Illinois, 10/27/79 (Out)
55 Chip Lohmiller vs. Indiana, 10/18/86 (In)
54 Joel Monroe vs. Iowa, 11/10/07 (Out)
54 Rhys Lloyd vs. La-Lafayette, 9/20/03 (In)
53 Emmitt Carpenter vs. Fresno State, 9/8/18 (Out)
53 Emmitt Carpenter vs. Purdue, 11/5/16 (Out)
53 Chip Lohmiller vs. Wisconsin, 11/14/87 (In)
53 Jim Gallery vs. Washington State, 9/25/82 (In)
52 Emmitt Carpenter, vs. Purdue, 11/5/16 (Out)
52 Ryan Santoso vs. Purdue, 10/18/14 (Out)
52 Rhys Lloyd vs. Troy State, 9/6/03 (In)
52 Dan Nystrom at Purdue, 9/23/00 (Out)
52 Adam Bailey vs. Penn State, 10/18/97 (Out)
52 Adam Bailey vs. Iowa State, 9/13/97 (In)
52 Jim Gallery vs. Iowa, 10/24/81 (Out)
52 Steve Goldberg vs. Ohio State, 9/14/74 (Out)
51 Dan Nystrom vs. Indiana, 11/13/99 (In)
51 Jordan Wettstein vs. Illinois, 11/26/11 (Out)
50 Matthew Trickett vs. Miami (OH), 9/11/21 (Out)
50 Emmitt Carpenter vs. Fresno State, 9/8/18 (Out)
50 Ryan Santoso at Colo. State, 9/12/15 (Out)
50 Adam Bailey vs. Penn State, 10/18/97 (Out)
50 Brent Berglund vs. Iowa, 11/19/88 (In)
50 Chip Lohmiller vs. Ohio State, 10/26/85 (In)

In = Indoors; Out = Outdoors

EXTRA POINTS

CAREER EXTRA POINTS

1. Dan Nystrom, 1999-2002	154
2. Emmitt Carpenter, 2015-18	117
3. Rhys Lloyd, 2003-04	102
4. Chip Lohmiller, 1984-87	97
5. Jim Gallery, 1980-83	96
6. Paul Rogind, 1976-79	86
7. Mike Chalberg, 1991-95	85

SEASON EXTRA POINT ACCURACY (MIN. 25)

1. Dan Nystrom, 2002	100.0 (47-47)
Emmitt Carpenter, 2018	100.0 (43-43)
Dan Nystrom, 2001	100.0 (37-37)
Mike Chalberg, 1995	100.0 (32-32)
Emmitt Carpenter, 2017	100.0 (31-31)
Ryan Santoso, 2015	100.0 (31-31)
Eric Ellestad, 2009	100.0 (31-31)
Joel Monroe, 2007	100.0 (28-28)
Jim Gallery, 1982	100.0 (28-28)
Chip Lohmiller, 1987	100.0 (27-27)

CAREER EXTRA POINT ACCURACY

1. Emmitt Carpenter, 2015-18	99.2 (117-118)
2. Ryan Santoso, 2014-17	98.7 (76-77)
3. Brent Berglund, 1987-90	98.6 (70-71)
4. Eric Ellestad, 2007-10	98.4 (62-63)
5. Chip Lohmiller, 1984-87	97.9 (95-97)
6. Paul Rogind, 1976-79	97.7 (86-88)
7. Joel Monroe, 2005-08	97.6 (80-82)
8. Dan Nystrom, 1999-2002	97.5 (154-158)

SEASON EXTRA POINTS

1. Rhys Lloyd, 2003	59
2. Michael Lantz, 2019	47
3. Ryan Santoso, 2014	45
4. Emmitt Carpenter, 2018	43
Emmitt Carpenter, 2016	43
Rhys Lloyd, 2004	43
7. Dan Nystrom, 2002	42

CONSECUTIVE EXTRA POINTS

83 Dan Nystrom, 11/4/00-12/30/02
80 Emmitt Carpenter, 11/19/16-12/26/18
57 Paul Rogind, 9/11/76-9/8/79
54 Ryan Santoso, 10/18/14-12/28/15

YEAR-BY-YEAR SCORING LEADERS

Year	Player	TD	XP	2Pt	Saf	FG	TP
1952	Paul Giel	5	0	0	0	0	30
1953	Paul Giel	9	0	0	0	0	54
1954	Bob McNamara	7	0	0	0	0	42
1955	Robert Schultz	4	0	0	0	0	24
1956	Robert Cox	6	0	0	0	0	36
1957	Robert Blakley	6	9	0	0	0	45
1958	William Kauth	4	0	0	0	0	24
1959	Sandy Stephens	3	0	0	0	0	20
1960	Sandy Stephens	7	0	0	0	0	42
1961	Sandy Stephens	6	0	1	0	0	38
1962	Jim Cairns	4	3	0	0	0	27
1963	Michael Reid	3	7	0	0	2	31
1964	Michael Reid	3	15	0	2	3	39
1965	John Hankinson	7	0	0	0	0	42
1966	Ken Last	5	0	0	0	0	30
1967	Curtis Wilson	8	0	0	0	0	48
1968	Jim Carter	10	0	2	0	0	64
1969	Jim Carter	9	0	0	0	0	54

1970	Ernie Cook	7	0	1	0	0	44
1971	Craig Curry	8	0	0	0	0	48
1972	John King	12	0	0	0	0	76
1973	Rick Upchurch	9	0	1	0	0	56
1974	Rick Upchurch	9	0	0	0	0	54
1975	Brian Kocourek	0	22	0	0	8	46
1976	Jim Perkins	13	0	0	0	0	78
1977	Paul Rogind	0	15	0	0	18	69
1978	Marion Barber	10	0	0	0	0	62
1979	Marion Barber	12	0	0	0	0	72
1980	Marion Barber	11	0	0	0	0	66
1981	Jim Gallery	0	23	0	0	13	62
1982	Jim Gallery	0	28	0	0	11	61
1983	Jim Gallery	0	18	0	0	11	51
1984	Chip Lohmiller	0	20	0	0	11	53
1985	Chip Lohmiller	0	30	0	0	15	75
1986	Darrell Thompson	11	0	1	0	0	68
1987	Darrell Thompson	13	0	0	0	0	78
1988	Darrell Thompson	9	0	0	0	0	54
1989	Brent Berglund	0	27	0	0	13	66
1990	Brent Berglund	0	22	0	0	12	58
1991	Paul Hopewell	3	0	2	0	0	22
1992	Aaron Piepkorn	0	15	0	0	17	66
1993	Omar Douglas	11	0	0	0	0	66
1994	Chris Darkins	13	0	0	0	0	78
1995	Mike Chalberg	0	32	0	0	11	65
1996	Adam Bailey	0	16	0	0	14	58
1997	Adam Bailey	0	23	0	0	15	68
1998	Luke Levenson	10	0	0	0	0	60
1999	Dan Nystrom	0	41	0	0	17	92
2000	Dan Nystrom	0	34	0	0	25	109
2001	Dan Nystrom	0	37	0	0	9	64
2002	Dan Nystrom	0	42	0	0	20	102
2003	Marion Barber III	17	0	0	0	0	102
2004	Rhys Lloyd	0	43	0	0	12	79
2005	Gary Russell	19	0	0	0	0	114
2006	Amir Pinnix	10	0	0	0	0	60
2007	Ernie Wheelwright	9	0	1	0	0	56
2008	Joel Monroe	0	34	0	0	12	70
2009	Eric Ellestad	0	31	0	0	13	70
2010	Eric Ellestad	0	31	0	0	11	64
2011	MarQueis Gray	6	0	0	0	0	36
2012	Jordan Wettstein	0	33	0	0	14	75
2013	Chris Hawthorne	0	36	0	0	14	78
2014	Ryan Santoso	0	45	0	0	12	81
2015	Ryan Santoso	0	31	0	0	17	82
2016	Emmitt Carpenter	0	43	0	0	22	109
2017	Emmitt Carpenter	0	31	0	0	14	73
2018	Emmitt Carpenter	0	43	0	0	17	94
2019	Tyler Johnson	13	0	0	0	0	78
2020	Mohamed Ibrahim	15	0	0	0	0	90
2021	Matthew Trickett	0	36	0	0	17	87

YEAR-BY-YEAR KICK SCORING LEADERS

Year	Player	PAT	FG	TP	Rank
1950	Dave Skrien	5	0	5	7
1951	Dick Gregory	8	0	8	6=
1952	Geno Cappalletti	14	1	17	4
1953	Geno Cappalletti	18	0	18	2+
1954	Geno Cappalletti	13	0	13	3^
1955	Mike Falls	8	0	8	4
1956	Dick Borstad	11	2	17	2%
1957	Dick Borstad	10	0	10	9!
1958	Everett Gerths	8	1	11	5
1959	Judge Dickson	4	1	7	4
1960	Jim Rogers	22	1	25	2
1961	Thomas Loechler	6	2	12	2
1962	Colin Versich	7	4	19	3

SCORING RECORDS

1963	Mike Reid	7	2	13	2*
1964	Mike Reid	15	2	21	2@
1965	Deryl Ramey	21	1	24	2
1966	Bill Bevan	10	1	13	3
1967	Bob Stein	14	2	20	3
1968	Jeff Nygren	12	2	18	2
1969	Jeff Nygren	27	1	30	2
1970	Lou Clare	20	4	32	2#
1971	Mel Anderson	18	4	30	3\$
1972	Steve Goldberg	12	4	24	4
1973	Steve Goldberg	21	5	36	2
1974	Steve Goldberg	16	5	31	2
1975	Brian Kocourek	22	8	46	1
1976	Paul Rogind	18	7	39	2
1977	Paul Rogind	15	18	69	1
1978	Paul Rogind	22	10	52	2
1979	Paul Rogind	31	9	58	2
1980	Jim Gallery	27	5	42	3
1981	Jim Gallery	23	13	62	1
1982	Jim Gallery	28	11	61	1
1983	Jim Gallery	18	11	51	1
1984	Chip Lohmiller	20	11	53	1
1985	Chip Lohmiller	30	15	75	1
1986	Chip Lohmiller	20	15	65	2
1987	Chip Lohmiller	27	16	75	2
1988	Brent Berglund	22	10	51	2
1989	Brent Berglund	27	13	66	1
1990	Brent Berglund	22	12	58	1
1991	Mike Chalberg	2	5	17	2
1992	Aaron Piepkorn	15	17	66	1
1993	Mike Chalberg	26	8	50	2
1994	Mike Chalberg	32	17	76	2
1995	Mike Chalberg	25	11	65	1
1996	Adam Bailey	16	14	58	1
1997	Adam Bailey	23	15	68	1
1998	Adam Bailey	26	9	53	2
1999	Dan Nystrom	41	17	92	1
2000	Dan Nystrom	34	25	109	1
2001	Dan Nystrom	37	9	64	1
2002	Dan Nystrom	42	20	102	1
2003	Rhys Lloyd	59	14	101	2
2004	Rhys Lloyd	43	12	79	1
2005	Jason Giannini	36	13	75	2
2006	Jason Giannini	38	7	59	2
2007	Joel Monroe	28	7	49	3
2008	Joel Monroe	34	12	70	1
2009	Eric Ellestad	31	13	70	1
2010	Eric Ellestad	31	11	64	1
2011	Jordan Wettstein	9	6	27&	2
2012	Jordan Wettstein	33	14	75	1
2013	Chris Hawthorne	36	14	78	1
2014	Ryan Santoso	45	12	81	1
2015	Ryan Santoso	31	17	82	1
2016	Emmit Carpenter	43	22	109	1
2017	Emmit Carpenter	31	14	73	1
2018	Emmit Carpenter	43	17	94	1
2019	Michael Lantz	47	8	71	2
2020	Brock Walker	12	2	18	2
2021	Matthew Trickett	36	17	63	1

= Also scored two TDs for total of 20 points
 + Also scored three TDs for total of 36 points
 ^ Also scored three TDs for total of 31 points
 % Also scored two TDs for total of 29 points
 ! Also scored two TDs for total of 22 points
 * Also scored three TDs for total of 31 points
 @ Also scored three TDs for total of 39 points
 # Also scored one TD for total of 38 points
 \$ Also scored one TD for total of 36 points
 & Also scored one TD for total of 33 points

LONGEST PLAYS OF THE YEAR SINCE 1971

RUSHING PLAYS

1971	38	Ernie Cook
1972	70	John King#
1973	64	Rick Upchurch
1974	86	Rick Upchurch#
1975	42	Milfred Holmes#
1976	51	Tony Dungy#
1977	34	Marion Barber
1978	72	Roger Artis#
1979	41	Garry White
1980	78	Garry White#
1981	55	Frank Jacobs#
1982	65	Tony Hunter#
1983	34	Tony Hunter
1984	43	Rickey Foggie#
1985	45	Valdez Baylor
1986	60	Darrell Thompson#
1987	98	Darrell Thompson#
1988	54	Darrell Thompson#
1989	55	Steve Rhem#
1990	42	Mark Smith
1991	55	James King vs. Ohio State
1992	50	Marquel Fleetwood vs. San Jose State
1993	35	Chris Darkins at Illinois
1994	56	Chris Darkins# vs. Iowa
1995	45	Chris Darkins# vs. Purdue
1996	32	Thomas Hamner vs. NE Louisiana
1997	45	Byron Evans# vs. Purdue
1998	93	Byron Evans# vs. Memphis
1999	73	Arland Bruce# at Iowa
2000	38	Tellis Redmon vs. Penn State
2001	71	Tellis Redmon# vs. Murray State
2002	71	Terry Jackson II vs. Buffalo
2003	52	Asad Abdul-Khaliq# vs. Michigan
2004	80	Laurence Maroney# at Michigan
2005	93	Laurence Maroney# vs. Wisconsin
2006	40	Amir Pinnix vs. Texas Tech
2007	58	Amir Pinnix vs. Bowling Green
2008	61	Duane Bennett vs. Northern Illinois
2009	29	Duane Bennett vs. Purdue
2010	32	Duane Bennett at Middle Tennessee
2011	37	MarQueis Gray vs. Miami (Ohio)
2012	75	MarQueis Gray# vs. New Hampshire
2013	60	David Cobb vs. UNLV
2014	67	David Cobb at Illinois
2015	75	Shannon Brooks# vs. Illinois
2016	70	Rodney Smith# at Maryland
2017	73	Demry Croft# vs. Nebraska
2018	74	Mohamed Ibrahim vs. New Mexico St.
2019	64	Rodney Smith vs. Illinois
2020	61	Cam Wiley at Nebraska
2021	56	Mohamed Ibrahim vs. Ohio State
	56	Bryce Williams vs. Nebraska

PASSING PLAYS

1971	73	Craig Curry to George Honza#
1972	39	Bob Morgan to George Honza#
1973	48	Tony Dungy to Mike Jones#
	48	John Lawing to Mike Jones#
1974	55	Tony Dungy to Rick Upchurch#
1975	71	Tony Dungy to Bill Sims#
1976	49	Tony Dungy to Jeff Anhorn#
	49	Tony Dungy to Mike Jones
1977	39	Wendell Avery to Elmer Bailey#
1978	50	Mark Carlson to Elmer Bailey#
1979	57	Mark Carlson to Elmer Bailey#
1980	61	Tim Salem to Chester Cooper#

1981	66	Mike Hohensee to Chester Cooper#
1982	67	Mike Hohensee to Derek Stern#
1983	66	Brett Sadek to Kevin Starks#
1984	79	Rickey Foggie to Dwayne McCullen#
1985	89	Rickey Foggie to Mel Anderson#
1986	64	Rickey Foggie to Ed Penn#
1987	80	Rickey Foggie to Jason Bruce#
1988	91	Scott Schaffner to Jason Bruce#
1989	54	Scott Schaffner to Paul Hopewell#
1990	65	Marquel Fleetwood to Kevin Grant#
1991	37	Marquel Fleetwood to Lewis Garrison
1992	94	Marquel Fleetwood to John Lewis#
1993	84	Scott Eckers to Rishon Early
1994	80	Tim Schade to Ryan Thelwell#
	80	Tim Schade to Aaron Osterman#
1995	63	Cory Sauter to Ryan Hubbard#
1996	58	Cory Sauter to Ryan Thelwell
	58	Cory Sauter to Tutu Atwell#
1997	75	Billy Cockerham to Luke Levenson#
1998	53	Billy Cockerham to Luke Levenson#
1999	89	Billy Cockerham to Antoine Henderson#
2000	82	Travis Cole to Ron Johnson#
2001	65	Travis Cole to Antoine Burns#
2002	75	Asad Abdul-Khaliq to Ben Utecht#
2003	96	Asad Abdul-Khaliq to Jared Ellerson#
2004	82	Bryan Cupito to Paris Hamilton#
2005	57	Bryan Cupito to Jared Ellerson#
2006	67	Bryan Cupito to Logan Payne#
2007	71	Adam Weber to Ralph Spry#
2008	71	Adam Weber to Brandon Green
2009	62	Adam Weber to Duane Bennett#
2010	60	Adam Weber to Bryant Allen
2011	64	MarQueis Gray to Da'Jon McKnight#
2012	63	Philip Nelson to A.J. Barker#
2013	55	Mitch Leidner to Drew Wolitarsky#
2014	54	Mitch Leidner to Max Williams#
2015	57	Mitch Leidner to KJ Maye
2016	62	Mitch Leidner to Rashad Still
2017	67	Conor Rhoda to Tyler Johnson#
2018	86	Tanner Morgan to Rashod Bateman#
2019	73	Tanner Morgan to Tyler Johnson#
	73	Tanner Morgan to Tyler Johnson#
2020	45	Tanner Morgan to Chris Autman-Bell
2021	68	Tanner Morgan to Chris Autman-Bell#

KICKOFF RETURNS

1971	37	George Honza
1972	80	George Honza
1973	67	Larry Powell
1974	100	Rick Upchurch#
1975	58	Bob Weber
1976	30	Bob Weber
1977	100	Bob Weber#
1978	54	Keith Edwards
1979	44	Glenn Lewis
1980	93	Dana Noel#
1981	54	Emmanuel Henry
1982	44	Kerry Gill
1983	58	Darryl Castile
1984	61	Mel Anderson
1985	27	Mel Anderson
1986	90	Mel Anderson#
1987	65	Chris Gaiters
1988	53	Chris Gaiters
1989	44	Chris Gaiters
1990	60	Fred Foggie
1991	34	Keswic Joiner
1992	88	John Lewis#
1993	63	Chris Darkins

SCORING RECORDS

1994	77	Rishon Early
1995	52	Rafael Cooper
1996	43	Rishon Early
1997	93	Tutu Atwell#
1998	86	Tyrone Carter#
1999	34	Antoine Henderson
2000	100	Jermaine Mays#
2001	77	Marion Barber III
2002	44	Jermaine Mays
2003	88	Laurence Maroney#
2004	39	Marion Barber III
2005	65	Jakari Wallace
2006	99	Dominic Jones#
2007	91	Jay Thomas#
2008	60	Troy Stoudemire
2009	71	Troy Stoudemire
2010	90	Troy Stoudemire
2011	96	Duane Bennett#
2012	48	Troy Stoudemire
2013	98	Marcus Jones#
2014	100	Jalen Myrick#
2015	60	KiAnte Hardin
2016	94	Rodney Smith#
2017	100	Rodney Smith#
2018	87	Demetrius Douglas
2019	36	Rodney Smith
2020	27	Mohamed Ibrahim
2021	41	Mar'Keise Irving

PUNT RETURNS

1971	41	Farrell Sheridan
1972	26	Mike Steidl
1973	51	Rick Upchurch
	51	Paul Glanton#
1974	31	Rick Upchurch
1975	16	Dick Luckemeyer
1976	27	Bob Weber
1977	45	Bob Weber
1978	45	Keith Edwards
1979	44	Elmer Bailey
1980	36	Kelvin Jenkins
1981	25	Jack Schlichting
1982	40	Terrence Henderson
1983	23	Fred Hartwig
	23	Alan Reid
1984	35	Gary Couch
1985	35	Andy Hare
1986	18	Roselle Richardson
1987	50	Chris Gaiters
1988	79	Chris Gaiters#
1989	64	Chris Gaiters
1990	21	Sean Lumpkin
1991	31	Lewis Garrison
1992	41	Lewis Garrison
1993	28	Aaron Osterman
1994	23	Lewis Garrison
	23	Rodney Heath
1995	44	Rodney Heath
1996	72	Rodney Heath#
1997	40	Tutu Atwell
1998	68	Luke Levenson#
1999	74	Luke Levenson#
2000	83	Tellis Redmon#
2001	56	Michael Lehan
2002	27	Danny Upchurch
2003	62	Marion Barber III
2004	32	Logan Payne
2005	53	Dominic Jones
2006	35	Dominic Jones

2007	16	Eric Decker
2008	34	Marcus Sherels
2009	31	Bryant Allen
2010	30	Bryant Allen
2011	30	Duane Bennett#*
2012	27	Michael Carter
2013	65	Marcus Jones#
2014	32	Craig James
2015	20	KJ Maye
2016	20	KiAnte Hardin
2017	13	Drew Hmielewski
2018	76	Antoine Winfield Jr.#
2019	19	Demetrius Douglas
2020	8	Phillip Howard
2021	27	Trey Potts

touchdown // * TD scored on a blocked punt

TEAM RECORDS

MISCELLANEOUS RECORDS

WINNING POINT DIFFERENTIAL

Score	Opponent	Year
146	vs. Grinnell (146-0)	1904
112	vs. Macalester (112-0)	1903
102	vs. Grinnell (102-0)	1902
81	vs. South Dakota (81-0)	1905
81	vs. South Dakota (81-0)	1916
81	vs. Butler (81-0)	1926
77	vs. South Dakota (77-0)	1904
69	vs. Lawrence (69-0)	1904
67	vs. Iowa (67-0)	1916
66	vs. Macalester (66-0)	1900
66	vs. Northwestern (72-6)	1905

WINNING POINT DIFFERENTIAL

(SINCE 1920)

Score	Opponent	Year
81	vs. Butler (81-0)	1926
62	vs. Temple (62-0)	2006
62	vs. Arizona (62-0)	1939
62	vs. North Dakota State (69-7)	1937
60	vs. Wabash (67-7)	1926
59	vs. South Dakota (59-0)	1930
56	vs. Murray State (66-10)	2001
54	at Nebraska (61-7)	1945
54	vs. Nebraska (54-0)	1943
54	vs. Ripon (54-0)	1929
54	vs. Ohio (57-3)	1982
52	vs. Iowa (52-0)	1936
52	vs. Haskell (52-0)	1928

WINNING POINT DIFFERENTIAL AT HOME

(SINCE 1920)

Score	Opponent	Year
81	vs. Butler (81-0)	1926
62	vs. Temple (62-0)	2006
62	vs. Arizona (62-0)	1939
62	vs. North Dakota State (69-7)	1937
60	vs. Wabash (67-7)	1926
59	vs. South Dakota (59-0)	1930
54	vs. Ohio (57-3)	1982
54	vs. Nebraska (54-0)	1943
54	vs. Ripon (54-0)	1929
52	vs. Iowa (52-0)	1936
52	vs. Haskell (52-0)	1928

WINNING POINT DIFFERENTIAL ON ROAD

(SINCE 1920)

Score	Opponent	Year
54	at Nebraska (61-7)	1945
46	at Iowa (46-0)	1944
44	at Kent State (44-0)	2006
41	at Iowa (41-0)	1926
40	at Michigan (40-0)	1935
39	at Pittsburgh (46-7)	1954
36	at Iowa (43-7)	1989
36	at Iowa (48-12)	1934
35	at Rutgers (42-7)	2019
35	at Northwestern (41-6)	1957
34	at Oregon State (48-14)	2017
34	at Wisconsin (34-0)	1934
33	at Illinois (33-0)	1961

LOSING POINT DIFFERENTIAL

Score	Opponent	Year
71	vs. Nebraska (84-13)	1983
63	at Oklahoma (63-0)	1986
58	at Michigan (58-0)	2011
58	vs. Colorado (58-0)	1991
56	at Nebraska (56-0)	1990
55	vs. Iowa (55-0)	2008
54	at Nebraska (54-0)	1974
53	vs. Penn State (56-3)	1994
51	vs. Michigan (58-7)	1993
51	at Ohio State (69-18)	1983
51	vs. Iowa (61-10)	1983
50	at Michigan (63-13)	1992

LOSING POINT DIFFERENTIAL AT HOME

Score	Opponent	Year
71	vs. Nebraska (84-13)	1983
55	vs. Iowa (55-0)	2008
53	vs. Penn State (56-3)	1994
51	vs. Michigan (58-7)	1993
49	vs. Michigan (49-0)	1974
49	vs. Indiana (49-0)	1945
48	vs. Michigan (58-10)	1983
48	vs. Ohio State (48-0)	1950
47	vs. Ohio State (47-0)	1980
46	vs. Michigan (52-6)	1991
45	vs. Michigan (45-0)	1976

LOSING POINT DIFFERENTIAL ON ROAD

Score	Opponent	Year
63	at Oklahoma (63-0)	1986
58	at Michigan (58-0)	2011
58	at Colorado (58-0)	1991
56	at Nebraska (56-0)	1990
54	at Nebraska (54-0)	1974
51	at Ohio State (69-18)	1983
51	at Iowa (61-10)	1983
50	at Michigan (63-13)	1992
49	at Ohio State (56-7)	1973
49	at Nebraska (49-0)	1972
49	at Michigan (49-0)	1966

MILESTONE WINS

100	at Wisconsin, Nov. 26, 1903 (17-0)
200	vs. North Dakota, Oct. 20, 1923 (27-0)
300	vs. Illinois, Oct. 11, 1941 (34-6)
400	vs. UCLA, Jan. 1, 1962 (21-3)
500	vs. Northwestern, Oct. 10, 1981 (35-23)
600	vs. Louisiana-Lafayette, Sept. 20, 2003 (48-14)
700	vs. Illinois, 10/5/19 (40-17)

RECORD AGAINST TOP 25 TEAMS:

Overall: 32-155-4

Home: 18-76-2

Away: 12-77-2

Neutral: 2-2-0

RECORD AGAINST TOP 10 TEAMS

Overall: 17-85-2

Home: 9-46-1

Away: 7-39-1

Neutral: 1-0-0

RECORD AGAINST TOP 5 TEAMS

Overall: 13-47

Home: 7-21

Away: 6-25

GAMES VS. #1 & #2 RANKED TEAMS (5-18)

11-12-38	at #2 Notre Dame	L, 0-19
10-25-47	at #1 Michigan	L, 6-13
10-23-48	vs. #1 Michigan	L, 14-27
10-22-55	vs. #1 Michigan	L, 13-14
11-05-60	at #1 Iowa	W, 27-10
11-4-61	vs. #1 Michigan State	W, 13-0
10-18-69	vs. #1 Ohio State	L, 7-34
10-17-70	at #1 Ohio State	L, 8-28
10-6-73	vs. #2 Nebraska	L, 7-48
11-15-75	at #1 Ohio State	L, 6-38
10-22-77	vs. #1 Michigan	W, 16-0
9-22-79	at #1 USC	L, 14-48
9-17-83	vs. #1 Nebraska	L, 13-84
9-15-84	at #1 Nebraska	L, 7-38
9-20-86	at #1 Oklahoma	L, 0-63
11-15-86	at #2 Michigan	W, 20-17
11-2-96	at #2 Ohio State	L, 0-45
10-18-97	at #1 Penn State	L, 15-16
10-17-98	at #1 Ohio State	L, 15-45
11-6-99	at #2 Penn State	W, 24-23
10-28-06	at #1 Ohio State	L, 0-44
9-3-15	vs. #2 TCU	L, 17-23
11-7-15	at #1 Ohio State	L, 14-28

WINNING/LOSING STREAKS

Unbeaten streak:

35 (34-0-1)	9/19/1903-10/28/1905
28 (24-0-4)	9/30/1933-10/24/1936
20 (18-0-2)	9/15/1900-11/9/1901
18 (18-0-0)	11/25/1939-9/26/1942
18 (17-0-1)	10/24/1891-11/10/1894
13 (12-0-1)	11/14/1914-10/28/1916
11 (11-0-0)	11/24/2018-11/9/2019
11 (9-0-2)	10/1/1927-10/20/1928
8 (8-0-0)	10/30/1948-10/15/1949
8 (7-0-1)	11/4/1944-10/20/1945
8 (8-0-0)	11/10/1928-11/2/1929
8 (7-0-1)	11/23/1901-10/11/1902
8 (8-0-0)	11/28/1895-10/31/1896

Consecutive wins:

24	11/2/1903-10/28/1905
21	11/25/33-10/24/36
18	11/25/39-10/3/42
16	11/2/1891-11/10/1894
11	11/24/2018-11/9/2019
10	9/19/1903-10/24/1903
8	10/30/1948-10/15/1949
8	11/10/1928-11/2/1929
8	11/28/1895-10/31/1896

Consecutive home wins:

21	10/21/1933-10/16/1937
18	9/17/1904-10/28/1905
14	10/1/1927-11/2/1929
13	11/1/1902-10/24/1903
13	10/24/1891-9/29/1895
12	11/25/1939-9/26/1942
11	11/14/1914-10/28/1916
11	10/12/1895-10/31/1896
10	9/24/1910-11/4/1911
9	11/9/1946-10/16/1948
9	11/8/1930-10/1/1932

Home unbeaten streak:

32 (31-0-1)	11/1/1902-10/28/1905
25 (21-0-4)	9/15/1900-10/11/1902
24 (22-0-2)	9/30/1933-10/16/1937
14 (14-0-0)	10/1/1927-11/2/1929

TEAM RECORDS

13 (13-0-0) 10/24/1891-9/29/1895
 12 (12-0-0) 11/25/1939-9/26/1942
 11 (11-0-0) 11/14/1914-10/28/1916
 11 (11-0-0) 10/12/1895-10/31/1896
 10 (10-0-0) 9/24/1910-11/4/1911
 10 (9-0-1) 10/24/1953-11/13/1954

Consecutive road wins:

7 9/24/1960-11/3/1962
 7 10/20/1934-9/26/1936
 7 11/2/1903-11/10/1906
 6 10/19/1940-11/15/1941
 5 10/2/1999-9/16/2000
 5 11/2/1891-10/30/1893
 4 11/24/2018-10/19/2019
 4 9/13/2003-10/25/2003
 4 11/13/1948-10/15/1949
 4 10/30/1918-11/22/1919

Road unbeaten streak:

9 (7-0-2) 11/4/1933-9/26/1936
 8 (7-0-1) 11/2/1903-11/23/1907
 8 (7-0-1) 10/27/1890-10/30/1893
 7 (7-0-0) 9/24/1960-11/3/1962
 6 (6-0-0) 10/19/1940-11/15/1941
 6 (5-0-1) 11/1/1913-11/25/1916
 5 (5-0-0) 10/2/1999-9/16/2000
 5 (3-0-2) 10/30/1926-11/19/1927

Big Ten win streaks:

13 11/25/1933-10/24/1936
 12 11/25/1939-11/22/1941
 9 11/7/1936-10/15/1938
 7 11/24/2018-11/9/2019
 7 11/19/1960-11/18/1961
 7 10/2/1909-11/4/1911
 6 10/30/1948-10/15/1949
 6 11/14/1903-10/21/1905
 5 11/1/1969-10/10/1970
 5 10/20/1962-11/17/1962
 5 10/1/1960-11/5/1960
 5 10/22/1927-10/20/1928
 5 11/23/1901-11/15/1902

Big Ten unbeaten streak:

18 (14-0-4) 10/7/1933-10/24/1936
 12 (12-0-0) 11/25/1939-11/22/1941
 11 (10-0-1) 10/2/1909-11/2/1912
 9 (9-0-0) 11/7/1936-10/15/1938
 8 (7-0-1) 10/17/1903-10/21/1905
 7 (7-0-0) 11/24/2018-11/9/2019
 7 (7-0-0) 11/19/1960-11/18/1961
 7 (6-0-1) 11/14/1914-10/28/1916
 6 (6-0-0) 10/30/1948-10/15/1949
 6 (5-0-1) 10/15/1927-10/20/1928

Big Ten home win streak:

18 10/28/1933-11/5/1938
 8 11/25/1939-10/31/1942
 8 11/7/1964-10/29/1966
 7 10/2/1909-11/2/1912
 7 11/3/1900-10/17/1903
 6 11/9/1946-10/16/1948
 6 10/22/1927-11/2/1929

Big Ten home unbeaten streak:

21 (18-0-3) 10/7/1933-10/14/1939
 11 (9-0-2) 10/13/1900-10/21/1905
 9 (9-0-0) 11/25/1939-10/31/1942
 8 (8-0-0) 11/25/1939-10/31/1942

7 (6-0-1) 10/24/1953-11/13/1954
 7 (7-0-0) 10/2/1909-11/2/1912
 6 (5-0-1) 11/8/1969-9/11/1971
 6 (6-0-0) 11/9/1946-10/16/1948
 6 (6-0-0) 10/22/1927-11/2/1929

Big Ten road win streak:

6 10/22/1960-11/3/1962
 5 10/19/1940-11/15/1941
 5 11/14/1903-11/10/1906
 4 10/2/1999-11/20/1999
 4 10/27/1934-11/16/1935
 4 11/30/1918-11/22/1919

Big Ten road unbeaten streak:

6 (6-0-0) 10/22/1960-11/3/1962
 6 (4-0-2) 11/4/1933-11/16/1935
 6 (5-0-1) 11/1/1913-11/25/1916
 6 (5-0-1) 11/14/1903-11/23/1907
 5 (5-0-0) 10/19/1940-11/15/1941
 4 (4-0-0) 10/2/1999-11/20/1999
 4 (3-0-1) 10/30/1926-11/19/1927
 4 (4-0-0) 11/30/1918-11/22/1919
 4 (3-0-1) 11/13/1909-11/25/1911

Losing streaks:

10 9/15/2007-11/17/2007
 10 9/17/1983-11/19/1983
 10 11/9/1957-11/8/1958
 9 9/11/2010-11/6/2010
 9 10/19/1991-9/26/1992
 8 10/2/1982-11/20/1982
 7 9/27/1997-11/8/1997
 7 10/14/1995-11/25/1995
 6 10/5/1996-11/9/1996
 6 10/10/1992-11/14/1992
 6 10/9/1920-11/20/1920

Winless streak:

10 (0-10-0) 9/15/2007-11/17/2007
 10 (0-10-0) 9/17/1983-11/19/1983
 10 (0-10-0) 11/9/1957-11/8/1958
 9 (0-9-0) 9/11/2010-11/6/2010
 9 (0-9-0) 10/19/1991-9/26/1992
 8 (0-6-2) 10/1/1988-11/19/1988
 8 (0-8-0) 10/2/1982-11/20/1982
 7 (0-7-0) 9/27/1997-11/8/1997
 7 (0-7-0) 10/14/1995-11/25/1995
 7 (0-6-1) 9/30/1950-11/1/1950

Home losing streak:

9 10/2/1982-11/12/1983
 6 9/11/2010-10/30/2010
 5 9/22/2007-11/17/2007
 5 10/25/1991-9/19/1992
 5 11/23/1957-11/8/1958
 4 9/27/1997-11/8/1997

Home winless streak:

9 (0-9-0) 10/2/1982-11/12/1983
 6 (0-6-0) 9/11/2010-10/30/2010
 5 (0-5-0) 9/22/2007-11/17/2007
 5 (0-5-0) 10/25/1991-9/19/1992
 5 (0-3-2) 10/8/1988-9/23/1988
 5 (0-5-0) 11/23/1957-11/8/1958

Road losing streak:

13 11/17/1990-9/25/1993
 11 10/19/1957-11/14/1959
 9 10/9/2010-11/19/2011

8 10/7/2017-11/3/2018
 7 10/21/2000-11/17/2001
 7 10/24/1987-11/12/1988
 7 10/1/1983-9/22/1984
 7 9/19/1970-10/9/1971
 7 10/22/1949-10/27/1951

Road winless streak:

13 (0-13-0) 11/17/1990-9/25/1993
 11 (0-11-0) 10/19/1957-11/14/1959
 11 (0-10-1) 10/22/1949-10/25/1952
 9 (0-9-0) 10/9/2010-11/19/2011
 8 (0-8-0) 10/7/2017-11/3/2018
 8 (0-5-3) 10/21/1922-10/16/1926

Big Ten losing streaks:

17 10/2/1982-9/29/1984
 13 10/14/1995-11/9/1996
 9 9/22/2007-9/27/2008
 9 10/27/1945-11/2/1946
 8 11/7/2009-11/6/2010
 8 11/9/1957-11/8/1958

Big Ten winless streak:

17 (0-17-0) 10/2/1982-9/29/1984
 13 (0-13-0) 10/14/1995-11/9/1996
 9 (0-9-0) 9/22/2007-9/27/2008
 9 (0-7-2) 11/21/1987-11/19/1988
 9 (0-9-0) 10/27/1945-11/2/1946
 8 (0-8-0) 11/7/2009-11/6/2010
 8 (0-8-0) 11/9/1957-11/8/1958
 7 (0-7-0) 11/23/1996-11/8/1997
 7 (0-7-0) 11/6/1993-10/15/1994

Big Ten home losing streak:

10 11/21/1981-9/29/1984
 5 10/14/1995-10/26/1996
 5 11/13/1993-11/19/1994
 5 10/27/1945-11/2/1946
 5 10/25/1919-11/20/1920

Big Ten home winless streak:

10 (0-10-0) 11/21/1981-9/29/1984
 5 (0-5-0) 10/14/1995-10/26/1996
 5 (0-5-0) 11/13/1993-11/19/1994
 5 (0-5-0) 10/27/1945-11/2/1946
 5 (0-5-0) 10/25/1919-11/20/1920

Big Ten road losing streak:

17 11/12/1994-11/14/1998
 10 11/12/2016-11/3/2018
 10 11/17/1990-9/4/1993
 10 10/9/1982-9/22/1984
 10 10/19/1957-11/14/1959
 7 10/21/2000-9/28/2002
 7 10/24/1987-11/12/1988

Big Ten road winless streak:

17 (0-17-0) 11/12/1994-11/14/1998
 10 (0-10-0) 11/12/2016-11/3/2018
 10 (0-10-0) 11/17/1990-9/4/1993
 10 (0-10-0) 10/9/1982-9/22/1984
 10 (0-10-0) 10/19/1957-11/14/1959

SHUTOUTS

Season:

3, 1960 (10 games)
 12, 1904# (13 games)
 13, 1903# (15 games)
Consecutive: 12, 11/2/1903-10/22/1904

TEAM RECORDS

TOTAL OFFENSE

PASS-RUSH PLAYS

Game: 109 vs. Indiana (11/11/78)

Season: 970, 2003

SINGLE-GAME PASS-RUSH PLAYS

- 109 vs. Indiana (11/11/78)
- 104 vs. Purdue (9/24/05)
- 99 at Iowa (11/25/89)
- 97 at Iowa (11/15/03)
- 96 vs. Rice (9/8/84)
- 96 vs. Illinois (10/2/82)
- 96 vs. Ohio State (11/7/81)

YARDS GAINED

Game: 742 vs. Ohio (9/11/82)

Season: 6,430, 2003

Average per game: 494.8, 2005

SINGLE-GAME TOTAL OFFENSE

- 742 vs. Ohio (9/11/82)
- 704 vs. Toledo (9/4/04)
- 625 vs. Purdue (10/8/93)
- 616 vs. Purdue (10/8/94)
- 612 at Northwestern (10/10/87)
- 591 at Penn State (9/4/93)
- 587 vs. Illinois (10/23/04)
- 580 at Northwestern (10/13/07)
- 579 vs. Florida Atlantic (9/17/05)
- 579 vs. Purdue (10/11/97)

SEASON TOTAL OFFENSE

- 6,430 2003
- 5,937 2005
- 5,616 2019
- 5,260 2004
- 5,149 2000
- 5,111 2002

AVERAGE YARDS PER PLAY

Game: 9.51 vs. Ohio, 9/11/82

Season: 6.6, 2003

SEASON AVERAGE YARDS PER GAME

- 494.8 2005
- 494.6 2003
- 438.3 2004
- 432.0 2019
- 429.1 2000
- 421.7 2001

RUSHING

ATTEMPTS

Game: 87 vs. North Dakota (9/22/73)

Season: 683, 2003

SINGLE-GAME ATTEMPTS

- 87 vs. North Dakota (9/22/73)
- 78 at Purdue (11/9/74)
- 77 vs. Purdue (11/10/73)
- 77 vs. Ohio (9/26/70)
- 76 at Illinois (11/12/77)
- 76 vs. Northwestern (11/11/72)
- #136 vs. Northwestern (11/25/1905)

SEASON ATTEMPTS

- 683 2003
- 649 1972
- 635 1973
- 629 1977
- 615 1958

YARDS GAINED

Game: 663 vs. North Dakota, 10/1/27#

Season: 3,949, 2003

YARDS LOST (MOST)

Game: 61 vs. Iowa, 11/19/83

Season: 491, 1983

NET YARDS

Game: 489 vs. Ohio, 9/26/70

Season: 3,759, 2003

SINGLE GAME NET YARDS

- 489 vs. Ohio (9/26/70)
- 478 vs. Northwestern (11/11/72)
- 466 at Northwestern (11/4/80)
- 435 vs. Indiana (11/1/03)
- 424 vs. Michigan (10/10/03)
- 415 vs. Toledo (9/4/04)
- 411 vs. Wisconsin (10/15/05)
- 409 vs. Nebraska (11/11/17)
- 402 vs. Ohio (9/11/82)
- 402 vs. Iowa (10/21/72)
- #832 vs. Northwestern (11/25/1905)

SEASON NET YARDS

- 3,759 2003
- 3,277 2005
- 3,082 2004
- 2,801 2014
- 2,726 1999

AVERAGE YARDS

Season: (Per Rush) 5.5, 2003

Season: (Per Game) 289.2, 2003

SEASON AVERAGE YARDS PER GAME

- 289.2 2003
- 273.1 2005
- 256.8 2004
- 241.0 1987
- 237.0 1972

TOUCHDOWNS

Game: 9 vs. Murray State, 10/27/01; 9 vs. Montana, 9/21/85

Season: 46, 2003

PASSING

ATTEMPTS

Game: 67 vs. Ohio State, 11/7/81

Season: 500, 1993

SINGLE-GAME PASS ATTEMPTS

- 67 vs. Ohio State (11/7/81)
- 66 at Penn State (9/4/93)
- 60 at Iowa (11/20/93)
- 58 vs. Michigan (11/13/93)
- 56 vs. Pittsburgh (9/26/92)
- 55 vs. Illinois (10/2/82)
- 53 at Indiana (10/8/83)
- 52 vs. Indiana State (9/13/93)

- 52 vs. Indiana (10/15/82)
- 51 vs. Northwestern (11/1/08)
- 51 at Michigan (10/13/79)

COMPLETIONS

Game: 37 vs. Ohio State, 11/7/81

Season: 260, 1993

SINGLE-GAME PASS COMPLETIONS

- 37 vs. Ohio State (11/7/81)
- 35 vs. Pittsburgh (9/26/92)
- 34 at Penn State (9/4/93)
- 34 vs. Indiana (10/15/82)
- 33 at Michigan (10/30/82)
- 32 vs. Northwestern (11/1/08)
- 31 at Florida Atlantic (9/15/07)
- 30 vs. Michigan (11/12/94)
- 29 vs. Michigan (11/13/93)
- 29 at Ohio State (10/17/70)
- 29 vs. Northwestern (10/14/95)

SEASON COMPLETIONS

- 262 2007
- 260 1993
- 258 2008
- 251 2015
- 229 1992
- 225 1982

YARDS

Game: 478 vs. Penn State, 9/4/93

Season: 3,293, 2019

SINGLE-GAME YARDS PASSING

- 478 at Penn State (9/4/93)
- 444 vs. Ohio State (11/7/81)
- 416 vs. Michigan State (10/31/09)
- 404 at Michigan State (10/21/95)
- 402 vs. Purdue (10/8/93)
- 397 vs. Ball State (9/14/96)
- 396 at Purdue (9/28/19)
- 396 vs. Ohio State (10/29/05)
- 394 vs. Michigan (11/12/94)
- 388 at Iowa (11/15/03)
- 387 vs. Michigan (11/13/93)
- 383 vs. Indiana State (9/13/93)

SEASON YARDS PASSING

- 3,293 2019
- 3,277 1993
- 2,949 2007
- 2,874 2006
- 2,863 1995
- 2,848 2008
- 2,793 2015
- 2,786 2000
- 2,714 2018
- 2,713 2010

TOUCHDOWNS

Game: 6 vs. Purdue, 10/8/93

Season: 31, 2019

HAD INTERCEPTED (MOST)

Game: 7 vs. Wisconsin, 11/20/54

Season: 27, 1993

AVERAGE YARDS

Season: (Per Completion) 19.3, 1985

Season: (Per Game) 297.9, 1993

TEAM RECORDS

SEASON AVERAGE YARDS PER GAME

297.9 1993
260.3 1995
253.3 2019
245.8 2007
244.6 1994
234.4 1996

COMPLETION PERCENTAGE

Game: (Minimum of 10 attempts) 95.5 at Purdue, 9/28/19 (21 of 22)
Season: 65.6, 2019 (212 of 323)

SCORING

POINTS

Game: 66 vs. Murray State, 2001; 146 vs. Grinnell, 1904#
Season: 503, 2003 (13 games); 725, 1904 (13 games)#
Average per game: 38.7, 2003

SINGLE GAME POINTS (SINCE 1930)

69 vs. North Dakota State (9/25/37)
66 vs. Murray State (10/27/01)
63 vs. Indiana (11/4/06)
63 vs. Toledo (9/4/04)
62 vs. Temple (9/16/06)
62 vs. Montana (9/21/85)
62 vs. Arizona (9/30/39)
61 at Nebraska (10/6/45)
59 vs. Purdue (10/9/93)
59 vs. South Dakota (11/8/30)
58 vs. Indiana State (9/10/16)
57 vs. Ohio (9/11/82)
56 vs. Colorado State (9/10/05)
56 vs. North Dakota State (9/29/34)
55 vs. Indiana (11/1/03)
55 vs. Illinois State (9/18/99)
55 vs. Arkansas State (9/30/95)
55 vs. Iowa (11/5/49)
54 vs. Nebraska (11/11/17)
54 vs. Nebraska (10/2/43)

SINGLE GAME POINTS ON ROAD (SINCE 1930)

61 at Nebraska (10/6/45)
52 at Northwestern (11/3/73)
49 at Northwestern (10/4/80)
48 at Northwestern (10/13/07) 2 OT
46 at Pittsburgh (10/2/54)
45 at Northwestern (10/10/87)
44 at Maryland (10/30/20) OT
44 at New Mexico State (9/7/13)
44 at Kent State (8/31/06)
43 at Indiana (10/21/00)

SEASON POINTS (SINCE 1946)

503 2003
443 2019
429 2005
381 2016
376 2018
376 2006
376 2002

SEASON POINTS PER GAME (SINCE 1946)

38.7 2003
35.8 2005
34.1 2019
31.3 2000

30.7 1999
30.1 2004

TOUCHDOWNS

Game: 9 vs. Indiana, 2006; vs. Montana, 1985; vs. Murray State, 2001; vs. Toledo, 2004; 26 vs. Grinnell, 1904#
Season: 66, 2003 (13 games)
106, 1904 (13 games)#

SEASON TOUCHDOWNS

66 2003
59 2019
56 2005
50 2006
48 2014
47 2004
46 2018
45 2016
45 1999
45 2002

FIELD GOALS

Game: 5 vs. Arkansas, 2002; vs. Penn State, 1997
Season: 25, 2000

EXTRA POINTS

Game: 9 vs. Indiana, 11/4/06; vs. Murray State, 10/27/01; vs. Toledo, 9/4/04
15 vs. Grinnell, 1904#
Season: 61, 2003 (13 games)
76, 1905# (11 games)

TOTAL DEFENSE

FEWEST PLAYS ALLOWED

Game: 40 by Middle Tennessee State, 9/2/10
40 by Nebraska, 9/24/60
Season: 577, 1961 (10 games)

FEWEST NET YARDS ALLOWED

Game: 48 by Navy, 10/6/62
Season: 1,505, 1962 (9 games)

MOST NET YARDS ALLOWED

Season: 6,224, 2007 (12 games)

FEWEST AVERAGE YARDS PER GAME

Season: 167.2, 1962 (9 games)

MOST AVERAGE YARDS PER GAME

Season: 518.7, 2007 (12 games)

RUSHING DEFENSE

FEWEST RUSHES ALLOWED

Game: 15 by Middle Tennessee, 9/16/17
20 by New Mexico State, 8/30/18;
21 by Colorado (9/18/21), Miami (Ohio),
9/17/11; Michigan State, 11/12/05;
Toledo, 9/4/04
Season: 230, 2020 (7 games)
349, 1949 (9 games)

FEWEST NET YARDS ALLOWED

Game: (-46) by Michigan, 10/27/62
Season: 470, 1962 (9 games)

MOST NET YARDS ALLOWED

Season: 2,949, 1983 (11 games)

FEWEST AVERAGE NET YARDS/GAME

Season: 52.2, 1962 (9 games)

MOST AVERAGE NET YARDS/GAME

Season: 268.1, 1983 (11 games)

PASSING DEFENSE

FEWEST ATTEMPTS ALLOWED

Game: 1 by Northwestern, 10/13/56
Season: 102, 1956 (9 games)

FEWEST COMPLETIONS ALLOWED

Game: 0 by Nebraska, 11/15/52; Michigan State, 11/18/72
Western Michigan, 9/20/75; Michigan State, 11/10/79
Season: 47, 1956 (9 games)

FEWEST YARDS ALLOWED

Game: (-1) by Western Michigan, 9/10/77
Season: 651, 1956 (9 games)

MOST YARDS ALLOWED

Season: 3,487, 2006 (13 games)

FEWEST AVERAGE NET YARDS/GAME ALLOWED

Season: 72.3, 1956 (9 games)

MOST AVERAGE NET YARDS/GAME ALLOWED

Season: 289.3, 2007 (12 games)

MOST INTERCEPTIONS

Game: 7 vs. Nebraska, 10/6/45
Season: 26, 1970 (10 games)

MOST INTERCEPTION RETURN YARDS

Game: 158 vs. Michigan State, 11/14/70
Season: 386, 1970 (10 games)

MOST SACKS

Game: 8 vs. Wisconsin, 11/3/90
Season: 41, 1997

SCORING DEFENSE

FEWEST POINTS ALLOWED

Game: 0 vs. many opponents, most recently at Colorado, 9/18/21
Season (min. 3 games): 61, 1962 (9 games)
6, 1910# (7 games)

MOST POINTS ALLOWED

Game: 84 by Nebraska, 9/17/83
Season: 518, 1983

PUNTING

MOST PUNTS

Game: 13, Nebraska, 9/17/83; vs. Michigan State, 11/15/69;
#28 vs. Indiana, 1906
Season: 82, 1998 (11 games)

BEST AVERAGE PER PUNT

Game: 53.6 vs. Northwestern, 10/20/84 (7 punts)
Season: 46.1, 1984 (11 games)

TEAM RECORDS

PUNT RETURNS

MOST RETURNS

Game: 10 vs. Pacific, 9/10/94
Season: 51, 2002 (13 games)

TOTAL RETURN YARDS

Game: 144 vs. UL Monroe, 9/11/99
Season: 473, 1953 (9 games)

TOUCHDOWNS

Game: 1, 12 times; last at Wisconsin, 11/24/18
Season: 2, 2018, 2002; 1968

KICKOFF RETURNS

BEST AVERAGE PER RETURN

Game: 43.3 vs. Murray State, 10/27/01
Season: 24.0 (53 ret.), 2008 (13 games)

MOST RETURNS

Game: 9
(283 yards) vs. Iowa (11/22/08)
(159 yards) vs. Nebraska, 9/17/83
Season: 61, 2007 (12 games)

KICK/PUNT RETURNS

BEST AVERAGE PER RETURN

Game: 43.5 (6 ret.) vs. Iowa State, 9/13/97
Season: 24.6 yards (51 ret.), 1997 (11 games)

KICK/PUNT RETURNS

Game: 13 (6 kick/7 punt), vs. Kansas State, 9/24/94
Season: 87 (60 kick, 27 punt), 1983 (11 games)

KICK/PUNT RETURN YARDS

Game: 320 (261 kick/59 punt), vs. Iowa State, 9/13/97
Season: 1,553 (1,257 kick/296 punt), 1997 (12 games)

KICK/PUNT RETURN AVERAGE

Game: 40.0 (56.5 kick/7.0 punt), vs. Ohio State, 9/17/77
Season: 23.07 (23.4 kick/22.2 punt), 2018

KICK/PUNT RETURNS FOR TD

Game: 2 (2 kick/0 punt), vs. Iowa State, 9/13/97
Season: 2 (1 kick/1 punt), 2013
(0 kick, 2 punt), 2018, 2002, 1968
(2 kick/0 punt), 1997

FIRST DOWNS

MOST FIRST DOWNS

Game: 36 vs. Wisconsin, 10/23/93
Season: 326, 2003 (13 games)

SEASON FIRST DOWNS

326 2003
294 2019
289 2005
269 2018
268 2002
260 2021
257 2000
250 2016

MOST FIRST DOWNS RUSHING

Game: 31 vs. Ohio, 9/26/70
Season: 199, 2003 (13 games)

MOST FIRST DOWNS PASSING

Game: 22 vs. Penn State, 9/4/93 & Wisconsin, 10/23/93
Season: 158, 1993 (11 games)

FEWEST FIRST DOWNS ALLOWED

Game: 4 vs. Iowa, 10/25/75; vs. Pacific, 9/10/94
0 vs. Chicago, 1917#
Season: 96, 1949 (9 games)

#Pre-Modern Era (before 1945) record
% NCAA record

FUMBLES

MOST FUMBLES

Game: 10 vs. Washington, 9/27/47;
12 vs. Nebraska, 10/6/34#
Season: 49, 1980 (11 games)

MOST FUMBLES LOST

Game: 5 at Illinois, 11/3/84; at Iowa, 11/1/69;
vs. Ohio State, 10/18/69; at Wisconsin, 11/23/68
Season: 24, 1974 (11 games)

MOST OPPONENT FUMBLES

Game: 12, by Indiana, 10/5/46
Season: 39, 1973 (11 games)

MOST OPPONENT FUMBLES RECOVERED

Game: 7, vs. Indiana, 10/5/46
Season: 26, 1973 (11 games)

MOST OPPONENT FUMBLES RETURNED FOR TOUCHDOWN

Game: 2, vs. Syracuse, 9/21/96%

PENALTIES

MOST PENALTIES

Game: 17, vs. Michigan State, 10/31/09
Season: 83, 1980 (11 games - 7.5/game)
89, 1977 (12 games - 7.4/game)
88, 2016 (13 games - 6.7/game)

MOST YARDS PENALIZED

Game: 157 vs. Michigan State, 10/31/09
Season: 809, 1980 (11 games)

MOST OPPONENT PENALTIES

Season: 85, 1982 (11 games)
95, 2012 (13 games)

MOST OPPONENT PENALTY YARDS

Season: 711, 1982 (11 games)
834, 2012 (13 games)

TEAM OPPONENT RECORDS

TOTAL OFFENSE

9/17/83	Nebraska	790
10/3/98	at Purdue	692
9/3/94	at Penn State	689
10/30/20	at Maryland	675
10/20/18	at Nebraska	659
11/19/83	at Iowa	656
11/3/07	Illinois	655
11/3/18	at Illinois	646
10/16/04	at Michigan State	636
10/6/51	at California	638
11/12/83	Michigan	631
10/28/95	at Michigan	623
10/26/74	at Michigan	620

RUSHING YARDS

9/17/83	Nebraska	595
11/19/83	at Iowa	530
10/26/74	Michigan	521
10/6/51	at California	490
9/20/86	at Oklahoma	458
10/13/79	at Michigan	456
11/3/07	Illinois	448
11/23/74	at Wisconsin	435
11/3/18	at Illinois	430
11/12/83	Michigan	423

PASSING YARDS

10/3/98	at Purdue	604
10/13/07	at Northwestern	470
9/15/07	at Florida Atlantic	464
10/11/08	at Illinois	462
9/20/69	at Arizona State	446
12/29/06	Texas Tech	445
9/21/13	San Jose State	439
10/23/93	Wisconsin	423
9/8/07	Miami (Ohio)	418
10/13/18	at Ohio State	412
9/1/07	Bowling Green	412
9/23/00	Purdue	409
10/30/20	at Maryland	394
11/5/16	Purdue	391
10/10/03	Michigan	389

PASSING ATTEMPTS

10/13/07	at Northwestern	59
9/11/04	Illinois State	59
8/30/18	New Mexico State	58
8/28/14	Eastern Illinois	57
10/16/93	at Northwestern	56
12/29/06	Texas Tech	55
9/8/07	Miami (Ohio)	54
11/6/93	Illinois	54
9/1/07	Bowling Green	53
11/11/06	at Michigan State	53
12/27/16	vs. Washington State	51
8/29/13	UNLV	51
10/3/02	Illinois	51
11/20/99	at Iowa	51

PASSING COMPLETIONS

10/13/07	at Northwestern	41
8/29/13	UNLV	36
12/29/06	Texas Tech	36
11/20/20	Purdue	35
9/1/07	Bowling Green	35

ATTENDANCE RECORDS

10/3/98	at Purdue	35
11/21/15	Illinois	34
10/10/03	Michigan	34
10/13/18	at Ohio State	33
9/11/04	Illinois State	33
12/31/03	Oregon	33
9/23/00	at Purdue	33

PASSING TOUCHDOWNS

10/3/98	at Purdue	6
11/19/05	at Iowa	5
10/11/97	Purdue	5
10/27/90	at Ohio State	5
11/18/89	Michigan	5
11/3/73	at Northwestern	5

RUSHING TOUCHDOWNS

10/8/94	at Purdue	7
11/13/93	Michigan	7
11/19/83	at Iowa	7
11/23/02	at Wisconsin	6
10/9/93	Purdue	6
9/21/91	at Colorado	6
9/20/86	at Oklahoma	6
10/1/83	at Ohio State	6
10/15/83	Wisconsin	6
10/11/75	at Illinois	6
10/24/74	at Michigan	6
11/23/74	at Wisconsin	6
10/6/51	at California	6

POINTS

9/17/83	Nebraska	84
10/1/83	at Ohio State	69
10/24/92	at Michigan	63
9/20/86	at Oklahoma	63
11/19/83	at Iowa	61
10/11/97	Purdue	59
10/1/11	at Michigan	58
11/13/93	Michigan	58
9/21/91	at Colorado	58
11/12/83	Michigan	58

PENALTIES AGAINST

11/6/82	at Ohio State	14
12/28/12	vs. Texas Tech	13
10/3/98	at Purdue	13
11/7/20	at Illinois	12
10/18/03	Michigan State	12
12/22/77	Maryland	12

HOME STADIUM ATTENDANCE RECORDS

Attendance	Opponent	Date	Venue
67,081	Purdue	11/17/1962	Memorial Stadium
67,081	Purdue	11/18/1961	Memorial Stadium
66,953	Purdue	11/6/1948	Memorial Stadium
66,284	Purdue	11/18/1961	Memorial Stadium
66,232	Wisconsin	11/25/1961	Memorial Stadium
65,610	Iowa	11/5/1960	Memorial Stadium
65,549	Purdue	11/6/1948	Memorial Stadium
65,464	Iowa	11/13/1954	Memorial Stadium
65,292	Iowa	11/5/1960	Memorial Stadium
65,184	Iowa	11/23/2002	Metrodome
65,130	Michigan	10/23/1948	Memorial Stadium
65,089	Wisconsin	10/15/2005	Metrodome
65,087	Iowa	11/10/1962	Memorial Stadium
65,018	Iowa	11/22/1986	Metrodome
64,926	Indiana	10/30/1948	Memorial Stadium
64,798	Wisconsin	10/23/1993	Metrodome
64,719	Iowa	11/13/2004	Metrodome
64,694	Iowa	11/24/1990	Metrodome
64,629	Purdue	10/5/1957	Memorial Stadium
64,571	Wisconsin	11/9/1985	Metrodome
64,485	Iowa	11/8/1958	Memorial Stadium
64,464	Northwestern	11/1/1941	Memorial Stadium
64,455	Ohio State	10/26/1985	Metrodome
64,364	Navy	10/6/1962	Memorial Stadium
64,301	Iowa	11/7/1964	Memorial Stadium

ATTENDANCE RECORDS

HUNTINGTON BANK STADIUM ATTENDANCE

CAPACITY: 50,805 (2009-13; 2016-) • 52,525 (2014-15)

Year	Att.	Gm.	Largest Crowd	Avg.
2009	355,635	7	Seven Tied (50,805)	50,805
2010	346,593	7	Iowa, 11/27/10 (50,805)	49,513
2011	333,996	7	Miami (Ohio), 9/17/11 (49,950)	47,714
2012	326,456	7	Syracuse, 9/22/12 (50,805)	46,637
2013	334,581	7	Wisconsin, 11/23/13 (53,090)	47,797
2014	335,056	7	Purdue, 10/18/14 (51,241)	47,865
2015	366,484	7	TCU, 9/3/15 (54,147)	52,355
2016	306,697	7	Iowa, 10/8/16 (49,145)	43,814
2017	310,506	7	Michigan State, 10/14/17 (47,541)	44,358
2018	265,407	7	Iowa, 10/6/18 (48,199)	37,915
2019	323,330	7	Wisconsin, 11/30/19 (53,756)	46,190
2020*	1,953	3	Iowa, 11/13/20 (771)	651
2021	322,978	7	Ohio State, 9/2/21 (50,805)	46,139

* Only family members were able to attend games due to the Covid-19 pandemic

LARGEST HUNTINGTON BANK STADIUM CROWDS:

- 54,147 vs. TCU, 9/13/15
- 54,062 vs. Nebraska, 10/17/15
- 53,917 vs. Ohio, 9/26/15
- 53,756 vs. Wisconsin, 11/30/19
- 53,090 vs. Wisconsin, 11/23/13
- 52,850 vs. Wisconsin, 11/28/15
- 52,823 vs. Kent State, 9/19/15
- 51,883 vs. Penn State, 11/9/19
- 51,382 vs. Iowa, 9/28/13
- 51,241 vs. Purdue, 10/18/14

METRODOME ATTENDANCE

CAPACITY: 62,218 (1982-90) • 64,172 (1991-2008)

Year	Att.	Gm.	Largest Crowd	Avg.
1982	353,388	6	Iowa (63,872)	58,898
1983	243,674	5	Wisconsin (62,689)	48,735
1984	310,745	6	Iowa (63,479)	51,791
1985	426,989	7	Wisconsin (64,571)	60,985
1986	335,150	6	Iowa (65,018)	55,848
1987	371,919	7	Wisconsin (62,412)	53,131
1988	312,656	7	Iowa (63,894)	44,665
1989	237,642	6	Nebraska (58,368)	39,607
1990	243,511	6	Iowa (64,694)	40,585
1991	218,219	6	San Jose State (47,914)	36,369
1992	227,445	6	Iowa (57,368)	37,908
1993	239,973	6	Wisconsin (64,798)	39,996
1994	253,851	6	Iowa (53,340)	42,309
1995	291,443	6	Wisconsin (64,016)	48,574
1996	261,113	6	Iowa (53,349)	43,519
1997	269,385	6	Wisconsin (57,563)	44,898
1998	249,854	6	Iowa (50,640)	41,642
1999	318,086	7	Wisconsin (63,108)	45,441
2000	284,112	6	Northwestern (59,004)	47,352
2001	260,912	6	Wisconsin (55,890)	43,485
2002	292,492	7	Iowa (65,184)	41,785
2003	309,038	7	Michigan (62,374)	44,148
2004	285,438	6	Iowa (64,719)	47,573
2005	294,147	6	Wisconsin (65,089)	49,024
2006	313,239	6	Iowa (64,140)	52,206
2007	362,538	7	North Dakota State (63,088)	51,791
2008	342,705	7	Iowa (64,071)	48,958

LARGEST METRODOME CROWDS:

- 65,184 vs. Iowa, 11/23/02
- 65,089 vs. Wisconsin, 10/15/05
- 65,018 vs. Iowa, 11/22/86
- 64,798 vs. Wisconsin, 10/23/93
- 64,719 vs. Iowa, 11/13/04
- 64,694 vs. Iowa, 11/24/90
- 64,571 vs. Wisconsin, 11/9/85
- 64,455 vs. Ohio State, 10/26/85

MEMORIAL STADIUM ATTENDANCE

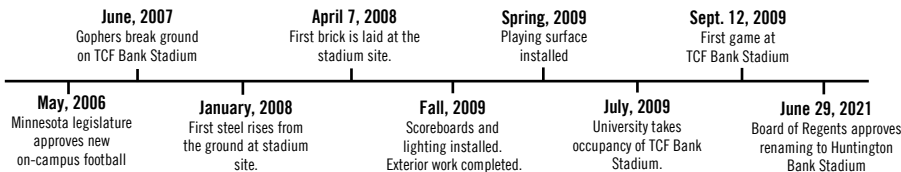
CAPACITY: 52,809 (1924-69) • 56,652 (1970-81)

Year	Att.	Gm.	Largest Crowd	Avg.
1924	139,772	6	Illinois (35,341)	23,297
1925	193,707	7	Notre Dame (49,009)	27,672
1926	156,032	5	Michigan (58,362)	31,206
1927	166,848	5	Wisconsin (48,443)	23,126
1928	146,185	5	Chicago (53,016)	29,237
1929	204,083	6	Michigan (58,160)	34,014
1930	167,728	6	Northwestern (50,225)	27,955
1931	115,631	5	Wisconsin (48,443)	23,126
1932	113,956	5	Northwestern (52,426)	43,557
1933	164,301	6	Iowa (41,177)	27,384
1934	192,922	5	Michigan (59,362)	38,584
1935	217,785	5	Northwestern (52,426)	43,557
1936	247,653	5	Iowa (61,172)	49,531
1937	254,188	5	Notre Dame (63,237)	50,838
1938	237,000	5	Michigan (54,212)	47,400
1939	229,954	5	Northwestern (52,372)	45,991
1940	234,990	5	Michigan (61,976)	46,998
1941	239,227	5	Northwestern (61,784)	47,845
1942	231,307	6	Michigan (52,351)	38,551
1943	182,779	7	Purdue (38,709)	26,111
1944	179,979	6	Northwestern (39,997)	29,997
1945	246,931	6	Ohio State (55,789)	41,155
1946	328,003	6	Michigan (59,037)	54,667
1947	289,612	5	Purdue (61,087)	57,922
1948	308,556	5	Purdue (65,549)	61,711
1949	305,200	5	Wisconsin (63,139)	61,040
1950	267,015	5	Iowa (60,312)	53,403
1951	224,759	5	Nebraska (54,573)	45,152
1952	270,292	5	Iowa (60,376)	54,058
1953	293,313	5	Michigan (62,795)	58,663
1954	347,555	6	Iowa (65,464)	57,926
1955	305,581	5	USC (64,074)	61,116
1956	372,654	6	Iowa (64,235)	62,109
1957	314,769	5	Purdue (64,629)	62,954
1958	282,230	5	Iowa (63,726)	56,446
1959	256,039	5	Michigan (56,082)	51,208
1960	342,199	6	Iowa (65,292)	57,033
1961	361,929	6	Purdue (66,284)	60,322
1962	368,200	6	Iowa (65,061)	61,367
1963	286,797	5	Michigan (61,817)	57,759
1964	268,908	5	Iowa (62,514)	53,782
1965	302,747	6	Michigan (58,519)	50,458
1966	248,248	5	Iowa (62,631)	49,600
1967	237,798	6	Michigan State (56,334)	39,633
1968	312,806	6	USC (60,820)	52,134
1969	272,449	6	Ohio State (52,972)	45,417
1970	225,468	5	Nebraska (52,539)	45,093
1971	207,662	6	Michigan (44,412)	34,610
1972	222,079	6	Iowa (44,196)	37,013
1973	252,917	6	Nebraska (56,782)	42,153
1974	226,127	6	Ohio State (45,411)	37,688
1975	220,081	7	Wisconsin (37,578)	31,440
1976	262,878	6	Iowa (53,222)	43,813
1977	247,118	7	Michigan (44,165)	35,303
1978	231,411	6	Ohio State (52,209)	38,569
1979	241,952	6	Purdue (47,281)	40,325
1980	265,105	6	Iowa (58,158)	44,184
1981	301,248	7	Michigan (52,875)	43,035

LARGEST MEMORIAL STADIUM CROWDS:

- 67,081 vs. Purdue, 11/17/1962
- 67,081 vs. Purdue, 11/18/1961
- 66,953 vs. Purdue, 11/6/1948
- 66,284 vs. Purdue, 11/18/1961
- 66,232 vs. Wisconsin, 11/25/1961

HUNTINGTON BANK STADIUM: THE TIMELINE



HUNTINGTON BANK STADIUM INFORMATION

STADIUM SEATING

50,805	Capacity of stadium
25,000	Approximate number of seats with permanent chairbacks
37	Private Suites
57	Loge Boxes
1,250	Outdoor Club seats
250	Indoor Club seats
20,000	Square-foot Club Room for game day and non-game day usage



STADIUM BY THE NUMBERS

1,300,000	Total number of on-site work hours to complete stadium
24,000	Cubic yards of cast-in-place concrete, enough to make a five-foot-wide sidewalk from Minneapolis to Rochester, MN (74 miles)
8,800	Tons of structural steel, 97% of which is from recycled steel
4,019,760	LED lights make up the video boards. The main scoreboard is one of the largest in college sports.
740,000	Units of brick
2,020,000	Feet of cable for telecom, broadcast, sound, fire alarm and security systems (382 miles)
2,210,000	Feet of electrical wire/cable for power (418 miles)
900,000	Square feet of finished space
7,500	Light fixtures
350	Televisions
38	Miles of Aquatherm Blue Pipe filled with Glycol-based heat to keep the field from freezing
12	Elevators and two escalators

STADIUM FACTS

Playing Surface	FieldTurf
Architect	Populous (formerly HOK Sport)
General Contractor	Mortenson (in partnership with Thor)
Construction Cost	\$288.5 million

OTHER STADIUM NOTES

- When completed, Huntington Bank Stadium became the first new football stadium in the Big Ten since 1960 and the first in NCAA FBS since 2006 (additional NCAA FBS stadiums have since been built).
- The Gophers locker room is a state-of-the-art 60 x 25-yard area, shaped like a football with 120 custom-built lockers and 10 televisions.
- The Gophers have a private recruiting room that can accommodate 150 people.
- The main high-definition video display is one of the largest in college sports at approximately 48 feet high by 108 feet wide. It boasts Daktronics HD-16 technology and was the first of its kind in the Big Ten Conference.
- The University achieved LEED certification (Leadership in Energy and Environmental Design) for Huntington Bank Stadium, making it the first LEED certified college football stadium in America. The certification is achieved by accumulating credits for various environmentally and sustainable efforts in design and construction.
- In addition to Minnesota college football games, Huntington Bank Stadium has hosted Gopher hockey games, Monday Night Football (Minnesota vs. Chicago), NHL Stadium Series (Minnesota vs. Chicago), international soccer match (Manchester City vs. Olympiacos), MLB All-Star concert, U2, Rolling Stones, Beyonce, One Direction, Luke Bryan and Florida Georgia Line. The Minnesota Vikings (2014-15) and Minnesota United (2017-18) played seasons at Huntington Bank Stadium, while their new stadiums were being built.



H.H.H. METRODOME 1982-2008

The Hubert H. Humphrey Metrodome, home of Golden Gopher football from 1982-2008, was the nation's largest air-supported, multiple-use facility. It was the site of two World Series, a Super Bowl and two NCAA Final Fours. Minnesota played its final season in the Dome in 2008 before heading back to campus to play in the newly constructed TCF Bank Stadium (renamed Huntington Bank Stadium prior to the 2021 season)

In addition to serving as the home facility for the Gophers, the Metrodome was home to the Minnesota Vikings and Twins. In 1989, it also served as home to the Timberwolves, who set the all-time NBA attendance record in their inaugural season.

The Metrodome was located in downtown Minneapolis, just minutes away from the University campus. Its seating capacity was listed at 64,172, but more than 65,000 fans packed the place for Minnesota football.



Metrodome

MEMORIAL STADIUM 1924-1981

Opened on Oct. 4, 1924, Memorial Stadium served as the home of the Golden Gophers for 57 years. The stadium was dedicated to the 3,527 university workers and graduates who served in World War I, 98 of whom died in service. Built on approximately 11 acres where the current University Recreation Center, Aquatic Center and McNamara Alumni Center stand today, Memorial Stadium had 52,736 permanent seats but could seat more than 56,000. The horseshoe-shaped stadium also served as the horse track and field facility. With the addition of temporary bleacher seating, more than 60,000 fans could fit into Memorial Stadium as a stadium-record 67,081 fans watched Minnesota face Purdue in both 1961 and 1962.

The stadium, which took seven months to construct, cost \$572,000 to build. More than 475 workers were employed for the construction that required more than 1.4 million feet of lumber, one million bricks and 90,000 sacks of cement. Minnesota played its first game in Memorial Stadium on Oct. 4, 1924, defeating North Dakota 14-0. Tickets for the inaugural game were just one dollar.

The Golden Gophers had a stellar record in Memorial Stadium, including 12 unbeaten seasons at home. They didn't suffer a losing season at home from the building's inception in 1924 until 1950, a span of 26 years.

Memorial Stadium was changed to artificial turf in 1970 but then switched back to natural grass in 1977. The stadium was demolished in 1989 and 2,000 of the original bricks were used in the building of Mariucci Arena. University officials debated renovation of Memorial Stadium, but instead opted for a move to the Metrodome.



Memorial Stadium




GREATER NORTHROP FIELD

1899-1923

Named in honor of University President Cyrus Northrop, Greater Northrop Field opened its doors in 1899. Prior to the stadium's construction, the University of Minnesota played on a field south of the Army. The grandstand consisted of chairs around the sidelines. When rates for a downtown stadium increased, the University found it a necessity for an enclosed stadium on the campus.

Built in front of Pillsbury Hall, which still stands today, the Northrop Field originally featured a nine-foot high board fence built by the student body. A quarter-mile track ran around the playing field. Alfred Pillsbury organized the building of a massive brick fence that was built around the original grandstand that made Northrop Field unlike any other stadium in the country at the time. The grandstand seated 8,000 fans and was 33 rows high. Additional seating in the end zones added to the seating capacity.

Minnesota played its first game at Northrop Field in November of 1899 against Northwestern where it suffered an 11-5 defeat. The last game was played in 1923 when Minnesota beat Iowa 20-7. Perhaps the most memorable game was a 6-6 tie with Michigan when an over capacity 20,000 fans crowded into the stadium.



Greater Northrop Field



HUNTINGTON BANK STADIUM RECORDS

RUSHING

MOST CARRIES

Minnesota

- 35 David Cobb vs. Purdue (10/18/14)
- 34 Trey Potts vs. Miami (Ohio) (9/11/21)
- 34 David Cobb vs. San Jose State (9/20/14)
- 33 Mohamed Ibrahim vs. Iowa (11/13/20)
- 33 Bryce Williams vs. Miami (Ohio) (9/15/18)
- 31 David Cobb vs. Nebraska (10/26/13)
- 30 Mohamed Ibrahim vs. Ohio State (9/2/21)
- 30 Rodney Smith vs. Kent State (9/19/15)
- 30 David Cobb vs. Northwestern (10/11/14)

Opponent

- 35 Le'Veon Bell, Michigan State (11/24/12)
- 33 Dare Ogunbowale, Wisconsin (11/28/15)
- 32 Chase Brown, Illinois (11/6/21)
- 32 Marcus Coker, Iowa (10/29/11)
- 32 John Clay, Wisconsin (10/3/09)
- 29 Isaiah Bowser, Northwestern (11/17/18)
- 29 Dareyon Chance, Western Mich. (9/15/12)

MOST YARDS GAINED

Minnesota

- 220 David Cobb vs. Middle Tennessee (9/6/14)
- 211 Rodney Smith vs. Illinois (10/5/19)
- 207 David Cobb vs. San Jose State (9/20/14)
- 194 David Cobb vs. Purdue (10/18/14)
- 187 Trey Potts vs. Miami (OH) (9/11/21)
- 183 Demry Croft (QB) vs. Nebraska (11/11/17)
- 176 Kobe McCrary vs. Indiana State (9/10/16)
- 174 Shannon Brooks vs. Illinois (11/21/15)
- 171 MarQueis Gray (QB) vs. Miami (OH) (9/17/11)
- 167 MarQueis Gray (QB) vs. Illinois (11/26/11)
- 164 Mohamed Ibrahim vs. Ohio State (9/2/21)
- 161 Chris Streveler (QB) vs. San Jose State (9/20/14)
- 155 Mohamed Ibrahim vs. Purdue (11/10/18)

Opponent

- 266 Le'Veon Bell, Michigan State (11/24/12)
- 252 Marcus Coker, Iowa (10/29/11)
- 223 Chad Spann, Northern Illinois (9/25/10)
- 194 LJ Scott, Michigan State (10/14/17)
- 189 J.T. Barrett, Ohio State (11/15/14)
- 184 John Clay, Wisconsin (10/3/09)

MOST RUSHING TOUCHDOWNS

Minnesota

- 4 Mitch Leidner (QB) vs. San Jose State (9/21/13)
- 3 Mohamed Ibrahim vs. Iowa (11/13/20)
- 3 Mohamed Ibrahim vs. Nebraska (10/12/19)
- 3 Demry Croft (QB) vs. Nebraska (11/11/17)
- 3 Kobe McCrary vs. Nebraska (11/11/17)
- 3 Kobe McCrary vs. Middle Tennessee (9/16/17)
- 3 Rodney Smith vs. Purdue (11/5/16)
- 3 Shannon Brooks vs. Illinois (11/21/15)
- 3 David Cobb vs. Ohio State (11/15/14)

Opponent

- 5 Jahvid Best, California (9/19/09)
- 3 John Clay, Wisconsin (10/3/09)

YARDS PER CARRY (5 CARRIES MINIMUM)

Minnesota

- 18.3 Demry Croft (QB) vs. Nebraska (10 carries) (11/11/17)
- 11.5 David Cobb vs. UNLV (6 carries) (8/29/13)

- 11.2 Mohamed Ibrahim vs. New Mexico State (9 carries) (8/30/18)

Opponent

- 23.0 Raheem Mostert, Purdue (5 carries) (10/18/14)

PASSING

MOST PASSES ATTEMPTED

Minnesota

- 49 Adam Weber vs. Penn State (10/23/10)
- 46 Adam Weber vs. Northern Illinois (9/25/10)
- 40 Mitch Leidner vs. Nebraska (10/17/15)
- 37 Tanner Morgan vs. Wisconsin (11/30/19)
- 37 Mitch Leidner vs. Wisconsin (11/28/15)
- 35 Mitch Leidner vs. TCU (9/3/15)

Opponent

- 58 Matt Romero, New Mexico State (8/30/18)
- 50 Trevor Siemian, Northwestern (10/11/14)
- 50 Nick Sherry, UNLV (8/29/13)
- 48 David Blough, Purdue (11/5/16)

MOST PASSES COMPLETED

Minnesota

- 31 Adam Weber vs. Northern Illinois (9/25/10)
- 26 Mitch Leidner vs. Nebraska (10/17/15)
- 26 Adam Weber vs. Penn State (10/23/10)
- 22 Mitch Leidner vs. Ohio (9/26/15)
- 21 Adam Weber vs. South Dakota State (9/11/10)
- 21 Adam Weber vs. California (9/19/09)

Opponent

- 35 Jack Plummer, Purdue (11/20/20)
- 35 Nick Sherry, UNLV (8/29/13)
- 34 Wes Lunt, Illinois (11/21/15)
- 32 Trevor Siemian, Northwestern (10/11/14)
- 29 Peyton Ramsey, Indiana (10/26/18)
- 29 Matt Romero, New Mexico State (8/30/18)
- 29 David Blough, Purdue (11/5/16)

MOST TOUCHDOWN PASSES THROWN

Minnesota

- 5 Adam Weber vs. Michigan State (10/31/09)
- 4 Mitch Leidner vs. Indiana State (9/10/16)
- 4 Mitch Leidner vs. Iowa (11/8/14)
- 3 10 times, last: Tanner Morgan vs. Penn State (11/9/19)

Opponent

- 4 C.J. Stroud, Ohio State (9/2/21)
- 4 Nate Stanley, Iowa (10/6/18)
- 4 David Blough, Purdue (11/5/16)
- 4 Russell Wilson, Wisconsin (11/12/11)
- 3 11 times, last: Jack Plummer, Purdue (11/20/20)

MOST PASSING YARDAGE

Minnesota

- 416 Adam Weber vs. Michigan State (10/31/09)
- 373 Adam Weber vs. Northern Illinois (9/25/10)
- 339 Tanner Morgan vs. Penn State (11/9/19)
- 317 Mitch Leidner vs. Michigan (10/31/15)
- 302 Tanner Morgan vs. Indiana (10/26/18)
- 301 Mitch Leidner vs. Nebraska (10/17/15)

Opponent

- 439 David Fales, San Jose State (9/21/13)
- 391 David Blough, Purdue (11/5/16)
- 367 Jack Plummer, Purdue (11/20/20)

- 352 Dante Warren, South Dakota (9/11/10)
- 340 Sean Clifford, Penn State (11/9/19)
- 325 Zac Dysert, Miami (Ohio) (9/17/11)
- 314 Nate Stanley, Iowa (10/6/18)
- 309 Dan Persa, Northwestern (10/2/10)

MOST INTERCEPTIONS THROWN

Minnesota

- 3 Zack Annestad vs. Iowa (10/6/18)
- 3 Mitch Leidner vs. Wisconsin (11/28/15)
- 3 Philip Nelson vs. Michigan State (11/24/12)
- 3 Adam Weber vs. California (9/19/09)

Opponent

- 3 Austin Grammer, Middle Tennessee (9/6/14)

BEST COMPLETION PERCENTAGE

(5 ATTEMPTS MINIMUM)

Minnesota

- .900 Tanner Morgan (18-20) vs. Penn State (11/19/19)
- .875 Mitch Leidner (7-8) vs. Western Illinois (9/14/13)

Opponent

- 1.000 Kain Colter (10-10), Northwestern (10/12/12)
- 1.000 Juice Williams (5-5), Illinois (11/7/09)

RECEIVING

MOST RECEPTIONS

Minnesota

- 11 Chris Autman-Bell vs. Nebraska (10/16/21)
- 11 KJ Maye vs. Nebraska (10/17/15)
- 10 Tyler Johnson vs. Georgia Southern (9/7/19)
- 10 Eric Decker vs. Air Force (9/12/09)
- 9 Rashod Bateman vs. Michigan (10/24/20)
- 9 Tyler Johnson vs. Miami (Ohio) (9/15/18)
- 9 Da'Jon McKnight vs. New Mexico St. (9/10/11)
- 9 MarQueis Gray vs. South Dakota (9/11/10)
- 8 Eight times, last: Tyler Johnson vs. Wisconsin (11/30/19)

Opponent

- 15 Rondale Moore, Purdue (10/20/20)
- 12 Nick Harwell, Miami (Ohio) (9/17/11)
- 11 Anthony Johnson, Buffalo (8/31/17)
- 11 Malik Turner, Illinois (11/21/15)
- 11 Adam Drake, Eastern Illinois (8/28/14)
- 9 Multiple players

MOST RECEIVING YARDAGE

Minnesota

- 203 Rashod Bateman vs. Penn State (11/9/19)
- 147 Rashod Bateman vs. Wisconsin (11/30/19)
- 146 Da'Jon McKnight vs. New Mexico St. (9/10/11)
- 141 Tyler Johnson vs. Buffalo (8/31/17)
- 140 Tyler Johnson vs. Georgia Southern (9/7/19)
- 140 Eric Decker vs. Wisconsin (10/3/09)
- 135 A.J. Barker vs. Purdue (10/27/12)
- 133 Tyler Johnson vs. Miami (Ohio) (9/15/18)
- 132 Rashod Bateman vs. South Dakota State (8/29/19)
- 129 Chris Autman-Bell vs. Purdue (11/20/20)
- 125 Drew Wolitarsky, Indiana State (9/10/16)

Opponent

- 197 Chandler Jones, San Jose State (9/21/13)
- 162 Nick Harwell, Miami (Ohio) (9/17/11)
- 156 Will Powell, South Dakota (9/11/10)

HUNTINGTON BANK STADIUM RECORDS

- 141 JD Spielman, Nebraska (11/17/17)
140 Anthony Johnson, Buffalo (8/31/17)

MOST TOUCHDOWN RECEPTIONS

Minnesota

- 3 Tyler Johnson vs. Georgia Southern (9/7/19)
3 Tyler Johnson vs. Miami (Ohio) (9/15/18)
3 Tyler Johnson vs. Michigan State (10/14/17)
3 Maxx Williams vs. Iowa (11/8/14)
3 A.J. Barker vs. Western Michigan (9/15/12)
3 Da'Jon McKnight vs. Penn State (10/23/10)

Opponent

- 3 Robert Tonyan, Indiana State (9/10/16)
3 Chandler Jones, San Jose State (9/21/13)

SCORING

MOST POINTS

Minnesota

- 24 Mitch Leidner vs. San Jose State (9/21/13)
18 Mohamed Ibrahim vs. Purdue (11/20/20)
18 Mohamed Ibrahim vs. Nebraska (10/12/19)
18 Tyler Johnson vs. Georgia Southern (9/7/19)
18 Tyler Johnson vs. Miami (Ohio) (9/15/18)
18 Demy Croft vs. Nebraska (11/11/17)
18 Kobe McCrary vs. Nebraska (11/11/17)
18 Tyler Johnson vs. Michigan State (9/18/17)
18 Kobe McCrary vs. Middle Tennessee (9/16/17)
18 Rodney Smith vs. Purdue (11/5/16)
18 Shannon Brooks vs. Illinois (11/21/15)
18 David Cobb vs. Ohio State (11/14/15)
18 Maxx Williams vs. Iowa (11/8/14)
18 A.J. Barker vs. Western Michigan (9/15/12)
18 Da'Jon McKnight vs. Penn State (10/23/10)
18 Duane Bennett vs. Michigan State (10/31/09)

Opponent

- 30 Jahvid Best, California (9/19/09)
18 Jonathan Taylor, Wisconsin (11/30/19)
18 Chandler Jones, San Jose State (9/21/13)
18 John Clay, Wisconsin (10/3/09)

KICKING

MOST EXTRA POINTS

Minnesota

- 6 Emmitt Carpenter vs. New Mexico St. (8/30/18)
6 Emmitt Carpenter vs. Nebraska (11/11/17)
6 Ryan Santos vs. Iowa (11/8/14)
6 Ryan Santos vs. Eastern Illinois (8/28/14)
6 Chris Hawthorne vs. UNLV (8/29/13)
6 Jordan Wettstein vs. New Hampshire (9/8/12)
6 Eric Ellestad vs. Michigan State (10/31/09)

Opponent

- 7 Jake Moody, Michigan (10/24/20)
6 Miguel Recinos, Iowa (10/6/18)
6 Drew Brown, Nebraska (10/17/15)
6 Philip Welch, Wisconsin (11/12/11)
6 Devin Barclay, Ohio State (10/30/10)
5 Kevin Robb, South Dakota (9/11/10)
5 Vince D'Amato, California (9/19/09)
5 Matt Eller, Illinois (11/7/09)

MOST FIELD GOALS

Minnesota

- 4 Ryan Santos vs. Michigan (10/31/15)
3 Matthew Trickett vs. Wisconsin (11/27/21)
3 Emmitt Carpenter vs. Purdue (11/5/16)

- 3 Emmitt Carpenter vs. Northwestern (11/19/16)
3 Jordan Wettstein vs. Purdue (10/27/12)
3 Chris Hawthorne vs. Miami (Ohio) (9/17/11)
3 Eric Ellestad vs. Northern Illinois (9/25/10)
3 Eric Ellestad vs. South Dakota St. (11/14/09)

Opponent

- 4 Dan Conroy, Michigan State (11/24/12)
4 Logan Justus, Indiana (10/26/18)
3 Taylor Zaleski, Illinois (11/21/15)
3 Jaden Oberkrom, TCU (9/3/15)
3 Pat Smith, Nebraska (10/26/13)
3 Mike Meyer, Iowa (9/28/13)

LONGEST FIELD GOAL

Minnesota

- 53 Emmitt Carpenter vs. Fresno State (9/8/18)
53 Emmitt Carpenter vs. Purdue (11/5/16)
52 Emmitt Carpenter vs. Purdue (11/5/16)
52 Ryan Santos vs. Purdue (10/18/14)
51 Jordan Wettstein vs. Illinois (11/26/11)
50 Matthew Trickett vs. Wisconsin (11/27/21)
50 Emmitt Carpenter vs. Fresno State (9/8/18)
49 Ryan Santos vs. Ohio (9/26/15)
48 Jordan Wettstein vs. Michigan St. (11/24/12)
47 Emmitt Carpenter vs. Middle Tenn. (9/16/17)
47 Ryan Santos vs. Michigan (10/31/15)

Opponent

- 53 Jaden Oberkrom, TCU (9/3/15)
51 Henry Darmstadter, Maryland (9/30/17)
50 Connor Culp, Nebraska (10/16/21)
49 Mike Meyer, Iowa (9/28/13)
49 Ryan Jastram, North Dakota St. (9/24/11)
48 Dan Conroy, Michigan State (11/24/12)

PUNTING

MOST PUNTS

Minnesota

- 9 Ryan Santos vs. Iowa (10/8/16)
8 Ryan Santos vs. Wisconsin (11/25/17)
8 Ryan Santos vs. Purdue (11/5/16)
8 Blake Haudan vs. South Dakota St. (11/14/09)

Opponent

- 10 Peyton Theisler, New Mexico State (8/30/18)
10 Anthony Melchiori, Kent State (9/19/15)
9 Nathan Knuffman, West. Illinois (9/14/13)
9 Ryan Lankford, Illinois (11/26/11)
8 Kyle Deween, Buffalo (8/31/17)
8 Joe Schopper, Purdue (11/5/16)

LONGEST PUNT

Minnesota

- 68 Ryan Santos vs. Michigan State (10/14/17)
68 Dan Orseske vs. Iowa (10/29/11)
66 Peter Mortell vs. Nebraska (10/17/15)
65 Dan Orseske vs. Penn State (10/23/10)
64 Ryan Santos vs. Middle Tennessee (9/16/17)
64 Peter Mortell vs. Ohio State (11/15/14)
64 Dan Orseske vs. New Mexico State (9/10/11)

Opponent

- 69 Peyton Theisler, New Mexico State (8/30/18)
65 Nathan Knuffman, West. Illinois (9/14/13)
65 Waid Harrison, San Jose State (9/21/13)
64 Kyle Kramer, Miami (Ohio) (9/15/18)
63 Logan Yunker, UNLV (8/29/13)
62 Ryan Donahue, Iowa (11/27/10)

- 61 Blake O'Neill, Michigan (10/31/15)
61 Anthony Fera, Penn State (10/23/10)

DEFENSE

MOST TACKLES

Minnesota

- 20 Blake Cashman vs. Northwestern (11/17/18)
17 Nate Triplett vs. Air Force (9/12/09)
16 Thomas Barber vs. Michigan State (10/14/17)
16 Kim Royston vs. Iowa (10/29/11)
15 Kamal Martin vs. Nebraska (10/12/19)
15 Jonathan Celestin vs. Maryland (9/30/17)
15 Damien Wilson vs. Northwestern (10/11/14)
14 Damien Wilson vs. Middle Tennessee (9/6/14)

Opponent

- 21 Keith Smith, San Jose State (9/21/13)
20 Khalil Hodge, Buffalo (8/31/17)
15 Dele Harding, Illinois (10/5/19)
15 Travis Whillock, Northwestern (11/17/18)
15 De'Andre Montgomery, Miami (Ohio) (9/15/18)
15 Jeff Allison, Fresno State (9/8/18)
15 Antonio Reed, Nebraska (11/11/17)
15 Trevor Morris, Rutgers (10/22/16)

MOST TACKLES FOR LOSS

Minnesota

- 4.0 Blake Cashman vs. New Mexico State (8/30/18)
4.0 Steven Richardson vs. Colorado St. (9/24/16)
3.0 Multiple players

Opponent

- 4.0 Clay Nurse, Illinois (11/7/09)
3.5 Multiple players

MOST SACKS

Minnesota

- 2.0 Boye Mafe vs. Bowling Green (9/25/21)
2.0 Carter Coughlin vs. Miami (Ohio) (9/15/18)
2.0 Carter Coughlin vs. Illinois (10/21/17)
2.0 Blake Cashman vs. Northwestern (11/19/16)
2.0 Steven Richardson vs. Northwestern (11/19/16)
2.0 Blake Cashman vs. Purdue (11/5/16)
2.0 Hendrick Ekpe vs. Rutgers (10/22/16)
2.0 Tai'yon Devers vs. Indiana State (9/10/16)
2.0 Theiren Cockran vs. Western Illinois (9/14/13)
2.0 Ben Perry vs. Illinois (11/26/11)

Opponent

- 4.0 Clay Nurse, Illinois (11/7/09)
3.0 Zach VanValkenburg, Iowa (11/13/20)
3.0 Anthony Nelson, Iowa (10/6/18)
2.5 Coulter Boyer, North Dakota St. (9/24/11)

MOST INTERCEPTIONS

Minnesota

- 2 Antoine Winfield Jr. vs. Penn State (11/9/19)
2 Cedric Thompson vs. Purdue (10/18/14)

Opponent

- 2 Five players, last Nate Hall, Northwestern (11/17/18)

HUNTINGTON BANK STADIUM RECORDS

TEAM RECORDS

TOTAL OFFENSE

MOST YARDS GAINED

Minnesota

- 522 vs. New Mexico State (8/30/18)
- 515 vs. Nebraska (11/11/17)
- 505 vs. Michigan State (10/31/09)
- 498 vs. Maryland (10/26/19)
- 487 vs. Illinois (10/5/19)
- 482 vs. Indiana (10/26/18)
- 470 vs. Northern Illinois (9/25/10)
- 468 vs. Ohio (9/26/15)
- 466 vs. Purdue (11/5/16)
- 462 vs. South Dakota (9/11/10)

Opponent

- 518 Penn State (11/9/19)
- 515 Nebraska (10/22/11)
- 507 Ohio State (10/30/10)
- 495 Ohio State (9/2/21)
- 492 Purdue (11/20/20)
- 489 Ohio State (11/15/14)
- 486 San Jose State (9/21/13)
- 486 Northwestern (10/2/10)

FEWEST YARDS GAINED

Minnesota

- 96 vs. Michigan State (11/24/12)
- 133 vs. Wisconsin (11/25/17)
- 135 vs. Iowa (9/28/13)
- 156 vs. Wisconsin (11/12/11)
- 165 vs. Iowa (9/28/13)
- 185 vs. Wisconsin (11/23/13)

Opponent

- 142 Kent State (9/19/15)
- 160 Illinois (11/26/11)
- 192 Bowling Green (9/25/21)
- 198 Georgia Southern (9/7/19)
- 199 Miami (Ohio) (9/15/18)
- 205 Iowa (11/8/14)
- 210 Maryland (10/26/19)
- 218 Iowa (11/27/10)

MOST TOUCHDOWNS

Minnesota

- 7 vs. Maryland (10/26/19)
- 7 vs. Indiana State (9/10/16)
- 7 vs. UNLV (8/29/13)
- 7 vs. Iowa (11/8/14)
- 6 vs. New Mexico State (8/30/18)
- 6 vs. Nebraska (11/11/17)
- 6 vs. Eastern Illinois (8/28/14)
- 6 vs. San Jose State (9/21/13)
- 6 vs. New Hampshire (9/8/12)
- 6 vs. Michigan State (10/31/09)

Opponent

- 7 Michigan (10/24/20)
- 7 Ohio State (10/30/10)
- 6 Ohio State (9/2/21)
- 6 Iowa (10/6/18)
- 6 Nebraska (10/17/15)
- 6 Wisconsin (11/12/11)
- 6 South Dakota (9/11/10)

FEWEST TOUCHDOWNS

Minnesota

- 0 vs. Wisconsin (11/25/17)
- 1 nine times, last vs. Iowa (11/13/20)

Opponent

- 0 Miami (Ohio) (9/15/18)
- 0 Middle Tennessee (9/16/17)
- 1 15 times, last Bowling Green (9/25/21)

RUSHING

MOST RUSHES

Minnesota

- 67 vs. San Jose State (9/21/13)
- 59 vs. Iowa (11/8/14)
- 58 vs. San Jose State (9/20/14)
- 56 vs. Maryland (10/23/21)
- 55 vs. Illinois (10/21/17)
- 54 vs. Maryland (10/26/19)
- 54 vs. Nebraska (10/26/13)

Opponent

- 66 Air Force (9/12/09)
- 62 Wisconsin (11/28/15)
- 56 Nebraska (10/22/11)
- 50 Michigan State (10/14/17)
- 49 Wisconsin (10/3/09)

FEWEST RUSHES

Minnesota

- 18 vs. Wisconsin (11/28/15)
- 19 vs. Michigan State (11/24/12)
- 21 vs. California (9/19/09)
- 24 vs. Air Force (9/12/09)
- 26 vs. Nebraska (11/28/15)

Opponent

- 15 Middle Tennessee (9/16/17)
- 17 San Jose State (9/21/13)
- 20 New Mexico State (8/30/18)
- 20 Michigan State (10/31/09)
- 21 Miami (Ohio) (9/17/11)
- 22 Wisconsin (11/27/21)
- 22 Buffalo (8/31/17)

MOST YARDS GAINED

Minnesota

- 409 vs. Nebraska (11/11/17)
- 380 vs. San Jose State (9/20/14)
- 353 vs. San Jose State (9/21/13)
- 332 vs. Illinois (10/5/19)
- 331 vs. Maryland (10/23/21)
- 322 vs. Nebraska (10/12/19)
- 321 vs. Maryland (10/26/19)

Opponent

- 346 Nebraska (10/22/11)
- 298 Purdue (10/18/14)
- 297 Northern Illinois (9/25/10)
- 295 Wisconsin (10/3/09)
- 289 Ohio State (11/15/14)

FEWEST YARDS GAINED

Minnesota

- 4 vs. Michigan State (11/24/12)
- 30 vs. Iowa (9/28/13)
- 37 vs. California (9/19/09)
- 50 vs. Illinois (11/7/09)
- 53 vs. Wisconsin (11/28/15)

Opponent

- 38 New Mexico State (8/30/18)
- 46 Middle Tennessee (9/16/17)
- 46 South Dakota State (11/14/09)
- 47 San Jose State (9/21/13)
- 51 Buffalo (8/31/17)
- 68 three times, last vs. San Jose St. (9/20/14)

PASSING

MOST PASSES ATTEMPTED

Minnesota

- 49 vs. Penn State (10/23/10)
- 46 vs. Northern Illinois (9/25/10)
- 40 vs. Nebraska (10/17/15)
- 40 vs. New Mexico State (9/10/11)
- 37 Wisconsin (11/30/19)
- 37 vs. Wisconsin (11/28/15)

Opponent

- 58 New Mexico State (8/30/18)
- 57 Eastern Illinois (8/28/14)
- 51 UNLV (8/29/13)
- 50 Northwestern (10/11/14)
- 49 three times, last, Purdue (11/5/16)

FEWEST PASSES ATTEMPTED

Minnesota

- 7 vs. San Jose State (9/20/14)
- 9 vs. Wisconsin (11/25/17)
- 10 vs. Illinois (11/6/21)
- 10 vs. Purdue (10/10/09)
- 11 vs. Middle Tennessee (9/6/14)
- 12 vs. San Jose State (9/21/13)
- 12 vs. Western Illinois (9/14/13)

Opponent

- 9 Georgia Southern (9/7/19)
- 17 Wisconsin (11/28/15)
- 17 Northwestern (10/13/12)
- 17 Wisconsin (11/12/11)
- 17 Northern Illinois (9/25/10)
- 17 Air Force (9/12/09)
- 18 Iowa (11/13/20)
- 18 Michigan State (10/14/17)
- 18 Michigan (11/3/12)

MOST PASSES COMPLETED

Minnesota

- 31 vs. Northern Illinois (9/25/10)
- 26 vs. Nebraska (10/17/15)
- 26 vs. Penn State (10/23/10)
- 22 vs. Ohio (9/26/15)
- 22 vs. California (9/19/09)

Opponent

- 36 UNLV (8/29/13)
- 35 Purdue (11/20/20)
- 34 Illinois (11/21/15)
- 32 Northwestern (10/11/14)
- 32 Eastern Illinois (8/28/14)
- 29 Three times, last Indiana (10/26/18)

FEWEST PASSES COMPLETED

Minnesota

- 1 vs. San Jose State (9/20/14)
- 3 vs. Wisconsin (11/25/17)
- 5 vs. Bowling Green (9/25/21)
- 5 vs. Illinois (10/21/17)
- 5 vs. Middle Tennessee (9/6/14)

HUNTINGTON BANK STADIUM RECORDS

- 5 vs. San Jose State (9/21/13)
- 5 vs. Purdue (10/10/09)

Opponent

- 5 Georgia Southern (9/7/19)
- 7 Illinois (11/6/21)
- 9 Iowa (11/13/20)
- 9 Michigan State (10/14/17)
- 9 Wisconsin (11/28/15)
- 10 Maryland (10/26/19)
- 10 Kent State (9/19/15)
- 10 Iowa (11/27/10)
- 10 Air Force (9/12/09)

MOST PASSES INTERCEPTED

Minnesota

- 4 vs. Iowa (10/6/18)
- 4 vs. Michigan State (11/24/12)
- 3 vs. Wisconsin (11/28/15)
- 3 vs. California (9/19/09)

Opponent

- 3 Middle Tennessee (9/6/14)

MOST YARDS PASSING

Minnesota

- 416 vs. Michigan State (10/31/09)
- 373 vs. Northern Illinois (9/25/10)
- 339 vs. Penn State (11/9/19)
- 317 vs. Michigan (10/31/15)
- 302 vs. Indiana (10/26/18)
- 301 vs. Nebraska (10/17/15)
- 299 vs. Penn State (10/23/10)

Opponent

- 439 San Jose State (9/21/13)
- 391 Purdue (11/5/16)
- 367 Purdue (11/20/20)
- 352 South Dakota (9/11/10)
- 340 Penn State (11/9/19)
- 325 Miami (Ohio) (9/17/11)
- 314 Iowa (10/6/18)
- 311 vs. Nebraska (11/11/17)

FEWEST YARDS PASSING

Minnesota

- 7 vs. San Jose State (9/20/14)
- 40 vs. Wisconsin (11/25/17)
- 47 vs. Illinois (10/21/17)
- 51 vs. Wisconsin (11/12/11)
- 59 vs. Bowling Green (9/25/21)
- 67 vs. Middle Tennessee (9/6/14)

Opponent

- 63 Kent State (9/19/15)
- 67 Northwestern (10/13/12)
- 75 Georgia Southern (9/7/19)
- 78 Illinois (11/26/11)
- 79 Wisconsin (11/28/15)

HIGHEST COMPLETION PERCENTAGE

Minnesota

- .900(18-20) vs. Penn State (11/9/19)
- .833 (10-12) vs. Western Illinois (9/14/13)

Opponent

- .941 (16-17), Wisconsin (11/21/11)

LOWEST COMPLETION PERCENTAGE

Minnesota

- .143 vs. San Jose State (9/20/14)

Opponent

- .357, Kent State (9/19/15)

PUNTING

MOST PUNTS

Minnesota

- 9 vs. Iowa (10/8/16)
- 8 vs. Bowling Green (9/25/21)
- 8 vs. Wisconsin (11/25/17)
- 8 vs. Purdue (11/5/16)
- 8 vs. South Dakota State (11/14/09)
- 7 five times; last vs. Kent State (9/19/15)

Opponent

- 11 New Mexico State (8/30/18)
- 10 Kent State (9/19/15)
- 9 Western Illinois (9/14/13)
- 9 Illinois (11/26/11)
- 8 three times; last vs. Middle Tenn. (9/16/17)

FEWEST PUNTS

Minnesota

- 1 Six times, last vs. Maryland (10/23/21)

Opponents

- 1 Six times, last: Purdue (11/20/20)

KICKOFF RETURNS

MOST KICKOFF RETURNS

Minnesota

- 8 vs. Nebraska (10/22/11)
- 8 vs. Ohio State (10/30/10)

Opponent

- 8 vs. Nebraska (11/11/17)
- 7 South Dakota (9/11/10)

FIRST DOWNS

MOST FIRST DOWNS

Minnesota

- 31 vs. Indiana State (9/10/16)
- 30 vs. Maryland (10/26/19)
- 26 vs. Penn State (10/23/10)

Opponent

- 29 Wisconsin (11/12/11)

FEWEST FIRST DOWNS

Minnesota

- 7 vs. Michigan State (11/24/12)

Opponent

- 8 Kent State (9/19/15)

PENALTIES

MOST PENALTIES AGAINST

Minnesota

- 17 vs. Michigan State (10/31/09)

Opponent

- 10 Georgia Southern (9/7/19)
- 10 Northwestern (10/2/10)

FEWEST PENALTIES AGAINST

Minnesota

- 1 vs. Wisconsin (11/25/17)
- 1 vs. Michigan State (10/14/17)
- 1 vs. UNLV (8/29/13)
- 1 vs. Michigan State (11/24/12)

Opponent

- 0 San Jose State (9/20/14)
- 0 Miami (Ohio) (9/17/11)

MOST YARDS PENALIZED

Minnesota

- 157 vs. Michigan State (10/31/09)

Opponent

- 98 San Jose State (9/21/13)

FEWEST YARDS PENALIZED

Minnesota

- 5 vs. UNLV (8/29/13)

Opponent

- 0 San Jose State (9/20/14)
- 0 Miami (Ohio) (9/17/11)

FUMBLES

MOST FUMBLES LOST

Minnesota

- 3 vs. Indiana (10/26/18)
- 3 vs. Wisconsin (11/23/13)

Opponent

- 3 San Jose State (9/20/14)

HUNTINGTON BANK STADIUM RECORDS

KICKOFF TEMPERATURE FOR HOME GAMES AT HUNTINGTON BANK STADIUM

Game	Degrees	Result	Game	Degrees	Result
UNLV (8/29/13 at 6 pm)	92	W	Purdue (10/18/14 at 11 am)	45	W
Miami (Ohio) (9/15/18 at 2:30 pm)	91	W	Wisconsin (10/3/09 at 11 am)	45	L
New Mexico State (9/10/11 at 2:30 pm)	88	L	South Dakota State (11/14/09 at 11 am)	44	W
TCU (9/3/15 at 8 p.m.)	82	L	Penn State (11/9/13 at 11 am)	44	W
Air Force (9/12/09 at 6 pm)	80	W	Illinois (11/26/11 at 2:30 pm)	42	W
New Mexico State (8/30/18 at 6 pm)	77	W	Purdue (10/27/12 at 2:30 pm)	42	W
Ohio (9/26/15 at 2:30 pm)	76	W	Nebraska (10/26/13 at 11 am)	42	W
San Jose State (9/20/14 at 3 pm)	75	W	Wisconsin (11/27/21 at 3 pm)	40	W
Miami (Ohio) (9/11/21 at 11 am)	73	W	Wisconsin (11/25/17 at 2:30 pm)	40	L
Middle Tennessee (9/6/14 at 2:30 pm)	73	W	Michigan State (10/31/09 at 7 pm)	39	W
Fresno State (9/8/18 at 6:30 pm)	72	W	Penn State (11/9/19 at 11 am)	39	W
Georgia Southern (9/14/19 at 2:30 pm)	71	W	Iowa (11/8/14 at 11 am)	38	W
Middle Tennessee (9/16/17 at 2:30 pm)	71	W	Nebraska (10/12/19 at 6:30 pm)	37	W
Purdue (11/5/16 at 2:30 pm)	71	W	Michigan (11/3/12 at 11 am)	37	L
Cal (9/19/09 at 11 am)	71	L	Nebraska (11/11/17 at 11 am)	36	W
Buffalo (8/31/17 at 6 pm)	70	W	Purdue (11/20/20 at 6:30 pm)	34	W
Oregon State (9/1/16 at 8 pm)	70	W	Iowa (11/13/20 at 6 pm)	33	L
Eastern Illinois (8/28/14 at 6 pm)	69	W	Wisconsin (11/30/19 at 2:30 pm)	33	L
South Dakota St. (8/29/19 at 8 pm)	68	W	Wisconsin (11/28/15 at 2:30 pm)	32	L
Ohio State (9/2/21 at 7 pm)	67	L	Purdue (10/10/09 at 11 am)	31	W
Illinois (10/21/17 at 2:30 pm)	65	W	Michigan (10/24/20 at 6:30 pm)	30	L
Maryland (9/30/17 at 11 am)	65	L	Northwestern (11/19/16 at 2:30 pm)	30	W
Colorado State (9/24/16 at 11 am)	65	W	Michigan State (11/24/12 at 2:30 pm)	25	L
Indiana State (9/10/16 at 11 am)	65	W	Northwestern (11/17/18 at 11 am)	23	L
Western Illinois (9/14/13 at 11 am)	64	W	Iowa (11/27/10 at 2:30 pm)	23	W
South Dakota (9/11/10 at 11 am)	63	L	Illinois (11/21/15 at 11 am)	22	W
Miami (Ohio) (9/17/11 at 2:30 pm)	63	W	Purdue (11/10/18 at 2:30 pm)	21	W
Western Michigan (9/15/12 at 11 am)	63	W	Wisconsin (11/23/13 at 2:30 pm)	18	L
New Hampshire (9/8/12 at 11 am)	62	W	Ohio State (11/15/14 at 11 am)	15	L
Nebraska (10/22/11 at 2:30 pm)	61	L			
Wisconsin (11/12/11 at 2:30 pm)	61	L			
North Dakota State (9/24/11 at 6 pm)	59	L			
Kent State (9/19/15 at 11 am)	58	W			
Northern Illinois (9/25/10 at 7:30 pm)	58	L			
Penn State (10/23/10 at 11 am)	58	L			
Iowa (9/28/13 at 2:30 pm)	57	L			
Illinois (11/7/09 at 11 am)	56	L			
USC (9/18/10 at 2:30 pm)	56	L			
Maryland (10/26/19 at 2:30 pm)	55	W			
Syracuse (9/22/12 at 7 pm)	55	W			
San Jose State (9/21/13 at 11 am)	54	W			
Nebraska (10/17/15 at 2:30 pm)	54	L			
Illinois (11/6/21 at 11 am)	53	L			
Bowling Green (9/25/21 at 11 am)	53	L			
Maryland (10/23/21 at 2:30 pm)	52	W			
Illinois (10/5/19 at 2:30 pm)	52	W			
Nebraska (10/16/21 at 11 am)	51	W			
Rutgers (10/22/16 at 11 am)	51	W			
Iowa (10/29/11 at 2:30 pm)	51	W			
Michigan State (10/14/17 at 7:30 pm)	50	L			
Northwestern (10/2/10 at 11 am)	50	L			
Northwestern (10/13/12 at 11 am)	50	L			
Michigan (10/31/15 at 6 pm)	50	L			
Indiana (10/26/18 at 7 pm)	46	W			
Iowa (10/8/16 at 11 am)	46	L			
Northwestern (10/11/14 at 11 am)	46	W			
Ohio State (10/30/10 at 7 pm)	46	L			
Iowa (10/6/18 at 2:30 pm)	45	L			

ANNUAL OFFENSIVE STATISTICS

OFFENSE SEASON-BY-SEASON STATISTICS (SINCE 1955)

Year	Rush G	Rush Att.	Rush Yds.	Rush YPG	Rush TD	Pass Yds.	Pass YPG	Pass Cmp.Att.-Int.	Pass TD	Total Yds.	Total YPG	Total Points	Pts/ Game	TDs	FG-ATT	First Downs
1955	9	408	1584	176.0	16	488	54.2	30-80-11	2	2072	230.2	110	12.2	18	—	—
1956	9	519	2009	223.2	13	457	50.8	38-93-10	5	2466	274.0	127	14.1	18	2-3	136
1957	9	488	1958	217.6	21	585	65.0	42-114-10	9	2543	282.6	201	22.3	30	—	—
1958	9	615	1465	162.8	11	1067	118.6	56-169-19	6	2532	281.3	115	12.8	17	—	121
1959	9	428	1555	172.7	11	924	102.7	66-179-17	4	2479	275.4	98	10.9	15	—	134
1960	9	468	1694	188.2	27	658	73.1	43-102-6	3	2352	261.3	191	21.2	30	—	129
1961	9	433	1590	176.6	10	794	88.2	47-145-13	9	2384	264.9	140	15.6	19	—	122
1962	9	420	1458	162.0	8	888	98.7	73-163-12	8	2346	260.7	131	14.6	17	—	132
1963	9	418	1365	151.2	11	733	81.4	64-148-7	2	2098	233.1	95	10.6	13	—	114
1964	9	360	1134	126.0	9	1228	136.4	96-201-11	8	2362	262.4	136	15.1	19	—	120
1965	10	446	1369	136.9	18	1483	148.3	111-316-16	9	2852	285.2	188	18.8	27	—	153
1966	10	433	1342	134.2	6	909	90.9	86-181-9	8	2251	225.1	124	12.4	17	—	134
1967	10	521	1649	164.9	13	1101	110.1	77-182-16	9	2750	275.0	163	16.3	22	—	150
1968	10	480	1893	189.3	17	1222	122.2	102-222-16	7	3115	311.5	207	20.7	28	—	171
1969	10	493	1932	193.2	20	1395	139.5	121-242-15	7	3327	332.7	210	21.0	29	3-6	178
1970	10	436	1771	177.1	16	1475	147.5	118-263-16	6	3246	324.6	180	18.0	24	4-9	183
1971	11	495	1866	169.8	19	1835	166.8	130-289-13	11	3703	336.6	212	19.3	30	4-9	215
1972	11	649	2607	237.0	20	656	69.6	47-121-12	3	3263	296.7	185	16.8	25	5-9	171
1973	11	635	2589	235.4	27	482	66.7	36-99-12	6	3071	279.2	260	23.6	35	5-10	155
1974	11	594	2410	219.1	14	801	72.8	51-132-9	5	3211	291.9	161	14.6	21	5-10	177
1975	11	568	2213	201.2	16	1577	143.4	127-241-16	15	3790	344.5	236	21.5	31	8-12	226
1976	11	545	2013	183.0	20	1291	117.4	104-235-12	4	3304	300.4	201	18.3	26	7-13	198
1977	11	629	2204	200.4	10	650	59.1	48-116-7	3	2854	259.5	164	14.9	16	18-26	167
1978	11	533	2456	185.0	16	1501	136.0	129-232-17	10	3648	331.0	210	19.1	26	10-15	215
1979	11	438	1799	163.5	20	2309	209.9	185-317-12	13	4108	373.5	264	24.0	34	9-17	224
1980	11	562	2379	216.3	25	1009	91.7	91-201-15	2	3388	308.0	210	19.1	28	5-9	195
1981	11	475	1880	170.9	13	2445	222.3	184-367-12	20	4325	393.2	274	24.9	34	13-22	230
1982	11	404	1573	143.0	17	2521	229.2	225-395-21	13	4094	372.2	247	22.5	30	11-17	236
1983	11	442	1113	101.2	6	2208	200.7	178-389-25	14	3321	301.9	181	16.5	21	11-15	191
1984	11	543	2281	207.3	12	1491	135.5	93-210-14	11	3772	342.9	194	17.6	23	11-17	185
1985	11	543	2391	217.4	25	1778	161.6	92-191-4	9	4169	379.0	273	24.8	34	13-16	205
1986	11	545	2523	229.4	19	1327	120.6	94-206-9	10	3850	350.0	247	22.5	30	13-18	204
1987	11	535	2651	241.0	21	1571	142.8	109-235-13	9	4222	383.8	257	23.4	30	16-19	214
1988	11	475	1714	155.8	13	1566	142.4	132-242-9	10	3280	298.2	195	17.7	24	10-15	184
1989	11	508	1980	180.0	20	1657	150.6	125-247-14	8	3637	330.6	263	23.9	32	13-18	193
1990	11	509	1526	180.0	13	1796	163.3	144-258-12	12	3322	302.0	224	20.4	27	12-19	183
1991	11	421	1463	133.0	5	1850	168.2	174-305-12	6	3313	301.2	104	9.5	12	8-13	192
1992	11	363	1330	120.9	11	2515	228.6	229-448-20	9	3845	349.5	200	18.2	22	17-29	218
1993	11	336	1250	113.6	7	3277	297.9	260-500-27	22	4527	411.5	253	23.0	33	9-17	237
1994	11	399	1784	162.2	12	2691	244.6	217-404-14	15	4475	406.8	256	23.3	29	17-23	229
1995	11	400	1505	136.8	13	2863	260.3	222-384-16	20	4368	397.1	272	24.7	34	11-14	232
1996	11	374	1145	104.1	10	2578	234.4	200-354-12	14	3723	338.5	236	21.5	28	14-20	208
1997	12	500	1571	130.9	12	1891	157.6	142-266-12	13	3462	288.5	238	19.8	27	15-20	219
1998	11	431	1547	140.6	9	1882	171.1	155-338-17	15	3429	311.7	229	20.8	29	9-13	184
1999	12	552	2726	227.2	25	2196	183.0	154-292-11	16	4922	410.2	368	30.7	45	17-21	233
2000	12	541	2363	196.9	20	2786	232.2	202-352-9	20	5149	429.1	375	31.3	43	25-37	257
2001	11	465	2389	217.2	20	2250	204.5	170-311-11	19	4639	421.7	308	28.0	40	9-15	233
2002	13	586	2721	209.3	22	2390	183.8	175-334-11	21	5111	393.2	376	28.9	45	20-21	268
2003	13	683	3759	289.2	46	2671	205.5	176-287-7	18	6430	494.6	503	38.7	66	14-18	326
2004	12	572	3082	256.8	29	2178	181.5	128-269-9	17	5260	438.3	361	30.1	47	12-18	245
2005	12	610	3277	273.1	34	2660	221.7	185-323-10	20	5937	494.8	429	35.8	56	14-20	289
2006	13	467	2007	154.4	25	2874	221.1	218-373-11	22	4881	375.5	376	28.9	50	9-15	246
2007	12	433	1941	161.8	15	2949	245.8	262-454-19	25	4890	407.5	315	26.2	42	8-13	259
2008	13	436	1350	103.8	20	2848	219.1	258-415-8	15	4198	322.9	302	23.2	38	12-16	214
2009	13	430	1293	99.5	13	2691	207.0	199-385-16	13	3984	306.5	272	20.9	33	13-17	207
2010	12	447	1623	135.2	14	2713	226.1	209-378-9	21	4336	361.3	278	23.2	35	11-17	239
2011	12	470	1920	160.0	14	1804	150.3	134-274-10	10	3724	310.3	221	18.4	27	12-15	195
2012	13	517	1975	151.9	14	2203	169.5	175-330-15	19	4178	321.4	287	22.1	35	14-22	229
2013	13	586	2538	195.2	23	1925	148.1	137-267-7	12	4463	343.3	334	25.7	42	14-18	238
2014	13	599	2801	215.5	32	1844	141.8	127-254-9	12	4645	357.3	369	28.4	46	12-18	238
2015	13	446	1873	144.1	17	2793	214.8	251-427-11	15	4666	358.9	292	22.5	34	17-21	229
2016	13	558	2387	183.6	34	2257	173.6	181-328-12	9	4644	357.2	381	29.3	45	22-24	250
2017	12	525	2189	182.4	20	1513	126.1	110-233-11	9	3702	308.5	265	22.1	32	14-20	197
2018	13	524	2221	170.8	23	2714	208.8	190-346-14	20	4935	379.6	376	28.9	46	17-23	269
2019	13	560	2323	178.7	25	3293	253.3	212-323-8	31	5616	432.0	443	34.1	59	11-15	294
2020	7	298	1344	192.0	19	1394	199.1	107-184-5	7	2738	391.1	191	27.3	25	4-6	151
2021	13	601	2575	198.1	27	2106	162.0	152-257-9	12	4681	360.1	331	25.5	40	17-26	260

bold indicates season record

ANNUAL DEFENSIVE STATISTICS

DEFENSE SEASON-BY-SEASON STATISTICS (SINCE 1955)

Year	Rush G	Rush Att.	Rush Yds.	Rush YPG	Rush TD	Pass Yds.	Pass YPG	Pass Cmp.-Att.-Int.	Pass TD	Total Yds.	Total YPG	Total Pts.	Pts/ Game	TDs	F6-ATT	First Downs
1955	9	437	1673	185.9	—	946	105.1	65-134-17	7	2619	291.0	172	19.1	—	—	—
1956	9	474	1801	200.1	—	651	72.3	47-102-9	2	2452	272.4	87	9.7	13	0-4	130
1957	9	484	2050	227.8	—	906	100.7	63-137-12	8	2956	328.4	188	20.9	—	—	—
1958	9	616	1749	194.3	—	1109	123.2	76-172-15	6	2858	317.5	157	17.4	—	—	143
1959	9	427	1471	163.4	—	738	82.0	54-113-11	6	2209	245.4	159	17.7	—	—	107
1960	9	380	1043	115.9	—	759	84.3	60-146-18	2	1802	200.2	88	9.8	—	—	105
1961	9	365	759	84.3	—	1039	115.4	69-164-11	4	1798	199.8	75	8.3	—	—	102
1962	9	362	470	52.2	—	1034	114.9	89-206-13	5	1505	167.2	61	6.8	—	—	101
1963	9	415	1282	142.4	—	825	91.7	63-140-11	7	2107	234.1	117	13.0	—	—	113
1964	9	411	1284	142.7	—	1402	155.8	104-214-13	8	2686	298.4	131	14.6	—	—	146
1965	10	510	1652	165.2	—	1154	115.4	104-210-17	6	2806	280.6	160	16.0	—	—	174
1966	10	433	1342	134.2	—	909	90.9	86-181-9	8	2251	225.1	160	16.0	—	—	168
1967	10	444	1404	140.4	—	1525	152.5	125-262-17	4	2929	292.9	106	10.6	—	—	171
1968	10	598	2009	200.9	17	1363	136.3	112-245-12	9	3372	337.2	190	19.0	26	—	201
1969	10	571	2145	214.5	20	1702	170.2	111-233-16	13	3847	384.7	260	26.0	36	3-9	206
1970	10	614	2568	256.8	30	1335	133.5	93-234- 26	5	3903	390.3	237	23.7	35	0-9	229
1971	11	599	2341	212.8	39	1674	152.2	109-212-11	12	4015	365.0	278	25.3	39	3-12	215
1972	11	581	2423	220.3	20	1291	117.4	89-183-11	8	3714	337.7	304	27.6	40	8-12	204
1973	11	547	2043	185.7	22	1669	151.7	114-231-10	14	3712	337.4	295	26.8	39	8-15	201
1974	11	617	3047	277.0	33	1489	135.4	97-177-6	13	1489	135.4	332	30.2	47	3-8	239
1975	11	582	2500	227.3	23	1017	92.4	78-182-12	1	3517	319.7	192	17.5	25	6-10	198
1976	11	557	2404	218.5	18	1345	122.3	97-201-13	8	3749	340.8	211	19.2	26	10-13	200
1977	11	536	2126	193.3	12	1185	107.1	71-153-15	7	3221	292.8	170	15.5	20	11-15	168
1978	11	548	2422	189.0	14	1630	148.0	115-225-13	14	3715	337.0	267	24.3	37	4-9	191
1979	11	537	2580	234.5	25	1586	144.2	119-238-13	11	4166	378.7	271	24.6	37	4-8	227
1980	11	470	1644	149.5	17	1796	163.3	140-295-11	13	3440	312.7	250	22.7	30	14-22	195
1981	11	464	1728	157.1	15	2247	204.3	161-312-11	17	3975	361.4	264	24.0	33	11-20	204
1982	11	529	2121	192.8	20	1767	160.6	135-244-8	13	3888	353.5	295	26.8	35	15-20	210
1983	11	516	2949	268.1	44	2002	182.0	136-250-12	20	4951	450.1	518	47.1	64	14-20	219
1984	11	528	2369	215.4	23	2277	207.0	182-293-4	16	4646	422.4	316	28.7	40	12-18	251
1985	11	494	1784	162.2	17	1979	179.9	161-292-8	10	3763	342.1	227	20.6	28	12-18	215
1986	11	477	1749	159.0	22	2187	198.8	173-300-17	12	3936	357.8	295	26.8	37	13-19	217
1987	11	483	2019	183.5	20	2112	192.0	175-310-13	12	4131	375.5	262	23.8	32	—	229
1988	11	551	2184	198.5	16	2008	182.5	142-233-11	11	4192	381.1	246	22.4	29	16-27	231
1989	11	480	2023	183.9	23	2427	220.6	170-291-18	14	4450	404.5	283	25.7	37	7-13	238
1990	11	456	1863	169.3	23	2127	193.4	170-304-16	13	3990	362.7	285	25.9	37	8-15	219
1991	11	471	2265	205.9	26	1887	171.5	150-256-10	7	4152	377.5	302	27.5	34	12-19	228
1992	11	493	1998	181.6	22	2441	221.9	170-286-7	16	4439	403.5	313	28.5	39	14-20	227
1993	11	464	1697	154.3	27	2894	263.1	212-394-18	15	4591	417.4	354	32.2	42	20-32	254
1994	11	447	1959	178.1	24	2480	225.4	179-317-11	19	4439	403.5	348	31.6	46	9-15	222
1995	11	454	2298	208.9	25	2575	234.1	171-289-10	19	4873	443.0	368	33.5	46	13-18	229
1996	11	549	2712	246.5	27	1792	162.9	119-208-12	13	4504	409.5	340	30.9	42	15-25	223
1997	12	491	1607	133.9	16	2812	234.3	194-344-9	21	4419	368.3	334	27.8	40	19-25	219
1998	11	433	1141	103.7	12	2699	245.4	203-374-12	15	3840	349.1	249	22.6	28	16-26	206
1999	12	491	1682	140.2	13	2153	179.4	179-383-8	10	3835	319.9	196	16.3	23	12-18	216
2000	12	492	1993	166.1	23	2437	203.1	196-375-8	17	4430	369.2	318	26.5	41	12-16	242
2001	11	482	2218	201.6	19	2456	223.3	199-337-8	16	4674	424.9	299	27.2	37	13-19	251
2002	13	534	2298	176.8	28	2332	178.6	203-367-7	12	4620	355.3	319	24.5	42	7-15	249
2003	13	452	1595	122.7	18	2830	217.7	268-454-11	14	4425	340.4	285	21.9	34	16-20	258
2004	12	424	1568	130.7	13	3192	266.0	271-451-12	17	4760	396.7	273	22.8	32	16-22	254
2005	12	428	1867	155.6	21	3085	257.1	233-410-9	19	4952	412.7	348	29.0	44	13-20	251
2006	13	485	2056	158.2	19	3487	268.2	270-434-17	24	5543	426.4	338	26.0	45	9-16	291
2007	12	433	2752	229.3	25	3472	289.3	275-430-7	25	6224	518.7	440	36.7	55	19-30	289
2008	13	458	1863	143.3	13	3124	240.3	245-415-15	21	4987	383.6	322	24.8	37	20-27	253
2009	13	513	1972	151.7	19	2827	217.5	233-401-12	15	4799	369.2	309	23.8	37	17-24	252
2010	12	436	2297	191.4	29	2409	200.8	182-280-11	21	4706	392.2	396	33.0	54	8-13	229
2011	12	459	2237	186.4	23	2600	216.7	239-353-4	23	4837	403.1	380	31.7	51	9-15	267
2012	13	478	2236	172.0	22	2426	186.6	231-404-13	15	4662	358.6	321	24.7	40	14-17	247
2013	13	453	2056	158.2	19	2796	215.1	247-405-10	16	4852	373.2	289	22.2	36	14-19	245
2014	13	476	2271	174.7	18	2515	193.5	233-406-15	20	4786	368.2	314	24.2	40	12-16	253
2015	13	523	2437	166.4	23	2334	179.5	227-394-10	13	4497	345.9	327	25.2	40	16-22	251
2016	13	453	1532	117.8	12	3002	230.9	274-487-9	22	4534	348.8	287	22.1	35	15-18	247
2017	12	422	2066	172.2	19	2094	174.5	210-332-8	16	4160	346.7	274	22.8	36	9-15	208
2018	13	436	2519	173.4	20	2761	212.4	265-409-11	21	5015	385.8	345	26.5	42	16-17	237
2019	13	430	1591	122.4	18	2395	184.2	200-357-14	14	3986	306.6	293	22.5	37	12-15	229
2020	7	230	1450	207.1	16	1465	209.3	123-192-5	11	2915	416.4	211	30.1	23	5-14	143
2021	13	376	1268	97.5	11	2356	181.2	205-369-8	15	3624	278.8	225	17.3	28	11-14	202

bold indicates season record

ANNUAL DEFENSIVE STATISTICS

DEFENSE SEASON-BY-SEASON STATISTICS (SINCE 1977)

Year	MN TFLs	MN Sacks	MN PBU	MN FF (FR)	Opp. TFLs	Opp. Sacks	Opp. PBU	Opp. FF (FR)
1977	55.0-237		11	N/A (22)				
1978								
1979	45.0-194		28	N/A (13)				
1980	56.0-285		41	N/A (17)				
1981	82.0-368		45	N/A (13)				
1982	58.0-296	23.0-201	11	N/A (9)				
1983	39.0-146		13	N/A (14)				
1984	46.0-181	20.0-121	32	N/A (16)				
1985	42	18	28	1 (10)				
1986	57	17	20	11 (15)				
1987	48	8	38	5 (10)				
1988	42.0-188	15.0-128	19	4 (12)				
1989	57.0-228	22.0-141	33	3 (18)				
1990	71.0-379	30.0-224	40	N/A (11)				
1991	37.0-156	15.0-140	27	N/A (7)				
1992	65.0-252	21.0-132	20	N/A (7)				
1993	87.0-373	26.0-176	41	N/A (11)				
1994	75.0-269	19.0-166	35	N/A (10)				
1995	52.0-165	12.0-79	22	10 (11)				
1996	41.0-140	8.0-72	34	12 (9)	77.0-320	39.0-215	54	12 (14)
1997	67.0-281	41.0-205	46	17 (14)	111.0-425	45.0-286	27	11 (13)
1998	83.0-394	39.0-294	42	11 (12)	94.0-389	52.0-261	56	9 (8)
1999	104.0-429	45.0-250	60	13 (12)	80.0-273	22.0-114	30	10 (11)
2000	73.0-360	32.0-223	52	14 (12)	85.0-283	21.0-140	41	14 (10)
2001	48.0-174	14.0-100	49	11 (7)	67.0-229	19.0-117	36	8 (2)
2002	86.0-304	31.0-167	38	17 (14)	87.0-235	18.0-109	34	11 (10)
2003	77.0-288	26.0-182	48	9 (5)	57.0-183	16.0-85	32	11 (10)
2004	72.0-258	24.0-169	50	10 (8)	63.0-215	9.0-60	29	6 (4)
2005	57.0-206	15.0-83	52	8 (7)	37.0-125	3.0-17	46	4 (6)
2006	56.0-237	25.0-140	28	16 (15)	52.0-181	18.0-100	37	5 (3)
2007	62.0-201	11.0-94	42	9 (7)	68.0-210	13.0-88	45	11 (10)
2008	87.0-346	34.0-226	54	16 (16)	73.0-312	30.0-200	30	11 (11)
2009	72.0-286	22.0-164	50	13 (16)	78.0-344	40.0-254	45	12 (13)
2010	62.0-195	9.0-59	20	11 (8)	63.0-243	17.0-124	35	7 (8)
2011	60.0-213	19.0-116	28	8 (5)	60.0-174	22.0-95	25	9 (7)
2012	65.0-269	26.0-176	57	10 (7)	59.0-243	21.0-162	38	12 (7)
2013	73.0-286	18.0-133	50	11 (9)	74.0-273	27.0-170	30	12 (9)
2014	71.0-287	24.0-157	48	16 (15)	60.0-212	19.0-138	36	11 (8)
2015	81.0-272	22.0-145	47	8 (8)	60.0-198	19.0-117	49	13 (11)
2016	101.0-407	37.0-250	47	15 (16)	70.0-233	16.0-95	36	4 (5)
2017	71.0-247	23.0-136	36	14 (10)	62.0-260	23.0-170	28	10 (7)
2018	71.0-245	23.0-134	42	11 (10)	63.0-227	27.0-162	55	13 (11)
2019	62.0-282	28.0-207	49	10 (5)	73.0-281	30.0-185	46	12 (7)
2020	18.0-89	8.0-54	18	6 (2)	39.0-157	13.0-92	26	3 (2)
2021	55.0-237	25.0-176	40	10 (9)	63.0-253	22.0-168	38	7 (4)

bold indicates season record

YEAR-BY-YEAR RECORDS

Season	OVERALL			BIG TEN			Pts.	Opp.	Coach	Final Rank*	Notes
	W	L	T	W	L	T					
1882	1	1	0				4	2	None		
1883	1	2	0				9	8	Thomas Peebles		
1884		No Games									
1885		No Games									
1886	0	2	0				13	27	Fredrick Jones		
1887	2	0	0				22	0	Fredrick Jones		
1888	1	1	0				22	16	Fredrick Jones		
1889	3	1	0				46	28	D.W. McCord, Al McCord, F. Heffelfinger, B. Morse		
1890	5	1	1				208	33	Tom Eck		
1891	3	1	1				102	46	Edward "Dad" Moulton		
1892	5	0	0				122	56	None		
1893	6	0	0				148	38	"Wallie" Winter		
1894	3	1	0				74	8	Tom Cochrane Jr.		
1895	7	3	0				136	58	Walt "Pudge" Heffelfinger		
1896	8	2	0	1	2	0	168	24	Alex Jerrems		
1897	4	4	0	0	3	0	112	77	Alex Jerrems		
1898	4	5	0	1	2	0	92	72	Jack Minds		
1899	6	3	2	0	3	0	151	79	John Harrison & William C. Leary		
1900	10	0	2	3	0	1	299	23	Dr. Henry L. Williams		Big Ten Champions
1901	9	1	1	3	1	0	183	18	Dr. Henry L. Williams		
1902	9	2	1	3	1	0	335	34	Dr. Henry L. Williams		
1903	14	0	1	3	0	1	618	12	Dr. Henry L. Williams		Co-Big Ten Champions
1904	13	0	0	3	0	0	725	12	Dr. Henry L. Williams		Billingsley National Champions / Co-Big Ten Champions
1905	10	1	0	2	1	0	542	22	Dr. Henry L. Williams		
1906	4	1	0	2	0	0	47	29	Dr. Henry L. Williams		
1907	2	2	1	0	1	1	55	52	Dr. Henry L. Williams		
1908	3	2	1	0	2	0	32	50	Dr. Henry L. Williams		
1909	6	1	0	3	0	0	158	27	Dr. Henry L. Williams		Big Ten Champions
1910	6	1	0	2	0	0	179	6	Dr. Henry L. Williams		Co-Big Ten Champions
1911	6	0	1	3	0	1	102	15	Dr. Henry L. Williams		Big Ten Champions
1912	4	3	0	2	2	0	87	38	Dr. Henry L. Williams		
1913	5	2	0	2	1	0	116	32	Dr. Henry L. Williams		
1914	6	1	0	3	1	0	123	44	Dr. Henry L. Williams		
1915	6	0	1	3	0	1	191	35	Dr. Henry L. Williams		Co-Big Ten Champions
1916	6	1	0	3	1	0	348	28	Dr. Henry L. Williams		
1917	4	1	0	3	1	0	164	25	Dr. Henry L. Williams		
1918	5	2	1	2	1	0	133	39	Dr. Henry L. Williams		
1919	4	2	1	3	2	0	130	45	Dr. Henry L. Williams		
1920	1	6	0	0	6	0	62	92	Dr. Henry L. Williams		
1921	3	4	0	2	4	0	60	141	Dr. Henry L. Williams		
1922	3	3	1	2	3	1	79	65	William Spaulding		
1923	5	1	1	2	1	1	114	60	William Spaulding		
1924	3	3	2	1	2	1	68	63	William Spaulding		
1925	5	2	1	5	2	1	176	91	Dr. Clarence W. Spears		
1926	5	3	0	2	2	0	269	64	Dr. Clarence W. Spears		
1927	6	0	2	3	0	1	209	51	Dr. Clarence W. Spears		Co-Big Ten Champions
1928	6	2	0	4	2	0	182	36	Dr. Clarence W. Spears		
1929	6	2	0	3	2	0	179	55	Dr. Clarence W. Spears		
1930	3	4	1	1	3	0	126	81	Herbert "Fritz" Crisler		
1931	7	3	0	3	2	0	191	72	Herbert "Fritz" Crisler		
1932	5	3	0	2	3	0	86	42	Bernie Bierman		
1933	4	0	4	2	0	4	64	32	Bernie Bierman		Co-Big Ten Champions
1934	8	0	0	5	0	1	270	38	Bernie Bierman		National Champions / Big Ten Champions
1935	8	0	0	5	0	0	194	46	Bernie Bierman		National Champions / Co-Big Ten Champions
1936	7	1	0	4	1	0	203	32	Bernie Bierman	1	National Champions
1937	6	2	0	5	0	0	184	50	Bernie Bierman	5	Big Ten Champions
1938	6	2	0	4	1	0	97	38	Bernie Bierman	10	Big Ten Champions
1939	3	4	1	3	4	1	154	82	Bernie Bierman	—	
1940	8	0	0	6	0	0	154	71	Bernie Bierman	1	National Champions / Big Ten Champions

YEAR-BY-YEAR RECORDS

Season	OVERALL			BIG TEN			Pts.	Opp.	Coach	Rank	Notes
	W	L	T	W	L	T					
1941	8	0	0	5	0	0	186	38	Bernie Bierman	1	National Champions / Big Ten Champions
1942	5	4	0	3	3	0	152	91	Dr. George Hauser	19	
1943	5	4	0	2	3	0	170	184	Dr. George Hauser	—	
1944	5	3	1	3	2	1	225	162	Dr. George Hauser	—	
1945	4	5	0	1	5	0	177	155	Bernie Bierman	—	
1946	5	4	0	3	4	0	130	114	Bernie Bierman	—	
1947	6	3	0	3	3	0	174	127	Bernie Bierman	—	
1948	7	2	0	5	2	0	203	94	Bernie Bierman	16	
1949	7	2	0	4	2	0	231	80	Bernie Bierman	8	
1950	1	7	1	1	4	1	79	196	Bernie Bierman	—	
1951	2	6	1	1	4	1	162	258	Wes Fesler	—	
1952	4	3	2	3	1	2	131	171	Wes Fesler	—	
1953	4	4	1	3	3	1	150	160	Wes Fesler	—	
1954	7	2	0	4	2	0	195	127	Murray Warmath	-/20	
1955	3	6	0	2	5	0	110	172	Murray Warmath	—	
1956	6	1	2	4	1	2	127	87	Murray Warmath	12/9	
1957	4	5	0	3	5	0	201	188	Murray Warmath	—	
1958	1	8	0	1	6	0	115	157	Murray Warmath	—	
1959	2	7	0	1	6	0	98	159	Murray Warmath	—	
1960	8	2	0	6	1	0	228	88	Murray Warmath	1/1	Co-Big Ten Champions / Rose Bowl
1961	8	2	0	6	1	0	161	78	Murray Warmath	6/6	Rose Bowl (W)
1962	6	2	1	5	2	0	131	61	Murray Warmath	10/10	
1963	3	6	0	2	5	0	95	117	Murray Warmath	—	
1964	5	4	0	4	3	0	136	131	Murray Warmath	—	
1965	5	4	1	5	2	0	188	160	Murray Warmath	—	
1966	4	5	1	3	3	1	124	160	Murray Warmath	—	
1967	8	2	0	6	1	0	163	106	Murray Warmath	-/14	Co-Big Ten Champions
1968	6	4	0	5	2	0	207	190	Murray Warmath	—	
1969	4	5	1	4	3	0	210	260	Murray Warmath	—	
1970	3	6	1	2	4	1	180	237	Murray Warmath	—	
1971	4	7	0	3	5	0	212	278	Murray Warmath	—	
1972	4	7	0	4	4	0	185	304	Cal Stoll	—	
1973	7	4	0	6	2	0	260	295	Cal Stoll	—	
1974	4	7	0	2	6	0	161	332	Cal Stoll	—	
1975	6	5	0	3	5	0	236	192	Cal Stoll	—	
1976	6	5	0	4	4	0	201	211	Cal Stoll	—	
1977	7	5	0	4	4	0	171	187	Cal Stoll	—	
1978	5	6	0	4	4	0	210	267	Cal Stoll	—	
1979	4	6	1	3	5	1	264	271	Joe Salem	—	
1980	5	6	0	4	5	0	210	250	Joe Salem	—	
1981	6	5	0	4	5	0	274	264	Joe Salem	—	
1982	3	8	0	1	8	0	247	295	Joe Salem	—	
1983	1	10	0	0	9	0	181	518	Joe Salem	—	
1984	4	7	0	3	6	0	194	316	Lou Holtz	—	
1985	7	5	0	4	4	0	293	240	Lou Holtz	—	Independence Bowl (W)
1986	6	6	0	5	3	0	261	316	John Gutekunst	—	Liberty Bowl
1987	6	5	0	3	5	0	257	262	John Gutekunst	—	
1988	2	7	2	0	6	2	195	246	John Gutekunst	—	
1989	6	5	0	4	4	0	263	283	John Gutekunst	—	
1990	6	5	0	5	3	0	224	281	John Gutekunst	—	
1991	2	9	0	1	7	0	104	302	John Gutekunst	—	
1992	2	9	0	2	6	0	200	313	Jim Wacker	—	
1993	4	7	0	3	5	0	253	354	Jim Wacker	—	
1994	3	8	0	1	7	0	256	348	Jim Wacker	—	
1995	3	8	0	1	7	0	272	368	Jim Wacker	—	
1996	4	7	0	1	7	0	236	340	Jim Wacker	—	
1997	3	9	0	1	7	0	238	334	Glen Mason	—	
1998	5	6	0	2	6	0	229	249	Glen Mason	—	

YEAR-BY-YEAR RECORDS

Season	OVERALL			BIG TEN				Pts.	Opp.	Coach	Rank	Notes
	W	L	T	W	L	T						
1999	8	4	0	5	3	0	368	196	Glen Mason	18/17	Sun Bowl	
2000	6	6	0	4	4	0	375	318	Glen Mason	—	Micronpc.com Bowl	
2001	4	7	0	2	6	0	308	299	Glen Mason	—		
2002	8	5	0	3	5	0	376	319	Glen Mason	—	Music City Bowl (W)	
2003	10	3	0	5	3	0	503	285	Glen Mason	20/17	Sun Bowl (W)	
2004	7	5	0	3	5	0	361	273	Glen Mason	—	Music City Bowl (W)	
2005	7	5	0	4	4	0	429	348	Glen Mason	—	Music City Bowl	
2006	6	7	0	3	5	0	376	338	Glen Mason	—	Insight Bowl	
2007	1	11	0	0	8	0	315	440	Tim Brewster	—		
2008	7	6	0	3	5	0	302	322	Tim Brewster	—	Insight Bowl	
2009	6	7	0	3	5	0	272	309	Tim Brewster	—	Insight Bowl	
2010	3	9	0	2	6	0	278	396	Tim Brewster/Jeff Horton*	—		
2011	3	9	0	2	6	0	221	380	Jerry Kill	—		
2012	6	7	0	2	6	0	287	321	Jerry Kill	—	Meineke Car Care Bowl	
2013	8	5	0	4	4	0	334	289	Jerry Kill	—	Texas Bowl	
2014	8	5	0	5	3	0	369	314	Jerry Kill	—	Citrus Bowl	
2015	6	7	0	2	6	0	292	327	Jerry Kill/Tracy Claeys #	—	Quick Lane Bowl (W)	
2016	9	4	0	5	4	0	381	287	Tracy Claeys	—	Holiday Bowl (W)	
2017	5	7	0	2	7	0	265	274	P.J. Fleck	—		
2018	7	6	0	3	6	0	376	345	P.J. Fleck	—	Quick Lane Bowl (W)	
2019	11	2	0	7	2	0	443	293	P.J. Fleck	10/10	Big Ten West Co-Champ / Outback Bowl (W)	
2020	3	4	0	3	4	0	191	211	P.J. Fleck	—	Declined bowl due to Covid-19 pandemic	
2021	9	4	0	6	3	0	331	225	P.J. Fleck	—	Guaranteed Rate Bowl (W)	

* Brewster fired after seven (1-6) games; Horton named interim coach (2-3) // # - Kill resigned after seven (4-3) games; Claeys named head coach (2-4)

* Final rank indicates AP Poll / Coaches Poll



S E R I E S R E C O R D S

AIR FORCE (1-0-0)

Home: 1-0 • Away: 0-0					
2009	9/12	W	20-13	H	

ALABAMA (1-0-0)

Home: 0-0 • Away: 0-0 • Neutral: 1-0					
2004	12/31	W	20-16	N	

ALL STARS (0-0-1)

Home: 0-0-1 • Away: 0-0					
1918	10/5	T	0-0	H	

ALUMNI (2-1)

Home: 2-1 • Away: 0-0					
1887	—	W	14-0	H	
1898	10/5	L	0-5	H	
1899	11/11	W	6-5	H	

ARIZONA (1-0)

Home: 1-0 • Away: 0-0					
1939	9/30	W	62-0	H	

ARIZONA STATE (0-1)

Home: 0-0 • Away: 0-1					
1969	9/20	L	26-48	A	

ARKANSAS (1-0)

Home: 0-0 • Away: 0-0 • Neutral: 1-0					
2002	12/30	W	29-14	N	

ARKANSAS STATE (2-0)

Home: 2-0 • Away: 0-0					
1995	9/30	W	55-7	H	
1998	9/5	W	17-14	H	

ARMY (1-0)

Home: 1-0 • Away: 0-0					
1963	10/5	W	24-8	H	

AUBURN (1-0)

Home: 0-0 • Away: 0-0 • Neutral: 1-0					
2020	1/1	W	31-24	N	

BALL STATE (2-0)

Home: 2-0 • Away: 0-0					
1995	9/16	W	31-7	H	
1996	9/14	W	26-23	H	

BAYLOR (1-0)

Home: 0-0 • Away: 1-0					
2000	9/16	W	34-9	A	

BELOIT (3-0-1)

Home: 3-0-1 • Away: 0-0					
1894	11/10	W	40-0	H	
1899	11/18	T	5-5	H	
1902	10/11	W	29-0	H	
1903	10/24	W	46-0	H	

BOAT CLUB (1-0)

Home: 1-0 • Away: 0-0					
1895	10/12	W	6-0	H	

BOWLING GREEN (2-2)

Home: 1-2 • Away: 1-0					
1986	9/13	W	31-7	H	
2007	9/1	L	31-32 (ot)	H	
2008	9/6	W	42-17	A	
2021	9/25	L	10-14	H	

BUFFALO (2-0)

Home: 2-0 • Away: 0-0					
2002	9/21	W	41-17	H	
2017	8/31	W	17-7	H	

BUTLER (2-0)

Home: 2-0 • Away: 0-0					
1925	11/7	W	33-7	H	
1926	11/13	W	81-0	H	

CALIFORNIA (2-4)

Home: 1-2 • Away: 1-2					
1951	10/6	L	14-55	A	
1952	10/4	L	13-49	H	
1964	10/3	W	26-20	A	
1987	9/19	W	32-23	H	
2006	9/9	L	17-42	A	
2009	9/19	L	21-35	H	

CAMP GRANT (1-0)

Home: 1-0 • Away: 0-0					
1943	10/16	W	13-7	H	

CARLETON (9-1)

Home: 9-0 • Away: 0-1					
1883	—	L	2-4	A	
1896	10/3	W	16-6	H	
1897	10/9	W	48-6	H	
1898	10/1	W	32-0	H	
1899	10/14	W	35-5	H	
1900	9/29	W	44-0	H	
1901	9/28	W	35-0	H	
1902	9/27	W	33-0	H	
1903	9/26	W	29-0	H	
1904	10/1	W	65-0	H	

CARLETON-ST. OLAF (1-0)

Home: 1-0 • Away: 0-0					
1918	11/2	W	59-6	H	

CARLSLE (1-2)

Home: 1-2 • Away: 0-0					
1906	11/17	L	0-17	H	
1907	11/16	L	10-12	H	
1908	11/21	W	11-6	H	

CENTRAL MICHIGAN (2-0)

Home: 1-0 • Away: 0-0 • Neutral: 1-0					
1987	9/26	W	30-10	H	
2015	12/28	W	21-14	N	

UNIV. OF CHICAGO (12-5-1)

Home: 6-2-1 • Away: 6-3					
1895	10/25	W	10-6	A	
1899	—	L	0-29	A	
1900	10/13	T	6-6	H	
1906	11/10	W	4-2	A	
1907	11/2	L	12-18	H	
1908	10/31	L	0-29	A	
1909	10/30	W	20-6	H	
1910	10/29	W	24-0	A	
1911	11/4	W	30-0	H	
1912	11/23	L	0-7	A	
1913	11/15	L	7-13	H	
1914	11/21	W	13-7	A	
1915	11/13	W	20-7	H	
1916	11/25	W	49-0	A	
1917	11/17	W	33-0	H	
1918	11/30	W	7-0	A	
1928	10/20	W	33-7	H	
1934	11/17	W	35-7	H	

CHICAGO COLLEGE (1-0)

Home: 1-0 • Away: 0-0					
1901	10/5	W	27-0	H	

CLEMSON (1-0)

Home: 0-0 • Away: 0-0 • Neutral: 1-0					
1985	12/21	W	20-13	N	

COE COLLEGE (1-0)

Home: 1-0 • Away: 0-0					
1929	10/5	W	39-0	H	

COLORADO (1-3)

Home: 0-2 • Away: 1-1					
1972	9/23	L	6-28	H	
1991	9/21	L	0-58	A	
1992	9/19	L	20-21	H	
2021	9/18	W	30-0	A	

COLORADO STATE (4-0)

Home: 2-0 • Away: 2-0					
2004	9/18	W	34-18	A	
2005	9/10	W	56-24	H	
2015	9/12	W	23-20 (OT)	A	
2016	9/24	W	31-24	H	

CORNELL (IOWA) (1-0)

Home: 1-0 • Away: 0-0					
1931	11/14	W	47-7	H	

CREIGHTON (1-0)

Home: 1-0 • Away: 0-0					
1928	10/6	W	40-0	H	

DRAKE (1-0)

Home: 1-0 • Away: 0-0					
1927	11/12	W	27-6	H	

EASTERN ILLINOIS (1-0)

Home: 1-0 • Away: 0-0					
2014	8/28	W	42-20	H	

EX-COLLEGIATES (6-3-1)

Home: 6-3-1 • Away: 0-0					
1883	—	L	2-4	H	
1889	10/5	W	2-0	H	
1889	10/26	W	10-0	H	
1890	11/5	T	0-0	H	
1890	11/19	L	11-14	H	
1890	11/29	W	14-6	H	
1891	10/17	L	0-4	H	
1892	10/1	W	18-10	H	
1895	11/28	W	14-0	H	
1896	10/31	W	8-0	H	

FLORIDA ATLANTIC (2-1)

Home: 1-0 • Away: 0-1					
2005	9/17	W	46-7	H	
2007	9/15	L	39-42	A	
2008	9/20	W	37-3	H	

FORT WARREN (1-0)

Home: 1-0 • Away: 0-0					
1945	10/13	W	14-0	H	

FRESNO STATE (2-0)

Home: 1-0 • Away: 1-0					
2018	9/8	W	21-14	H	
2019	9/7	W	38-35 (2ot)	A	

GEORGIA SOUTHERN (1-0)

Home: 1-0 • Away: 0-0					
2019	9/14	W	35-32	H	

GEORGIA TECH (1-0)

Home: 0-0 • Away: 0-0 • Neutral: 1-0					
2018	12/26	W	34-10	N	

GRINNELL (12-2-2)

Home: 12-2-1 • Away: 0-0-1					
1890	11/8	W	18-13	H	
1891	10/31	T	12-12	A	
1891	11/14	W	22-14	H	
1892	10/22	W	40-24	H	
1893	10/21	W	36-6	H	
1894	10/13	W	10-2	H	
1895	10/5	L	4-6	H	
1896	10/10	W	12-0	H	
1897	10/16	W	6-0	H	
1898	10/15	L	6-16	H	
1899	10/28	T	5-5	H	
1900	10/20	W	26-0	H	
1902	11/1	W	102-0	H	
1903	10/3	W	39-0	H	
1904	10/22	W	146-0	H	
1925	10/10	W	34-6	H	

HAMLIN (6-1)

Home: 2-0 • Away: 4-1					
1882	9/29	W	4-0	A	
1882	—	L	0-2	A	
1883	11/3	W	5-0	A	
1890	10/27	W	44-0	A	
1893	10/24	W	10-6	A	
1902	10/7	W	59-0	H	
1903	10/7	W	65-0	H	

HASKELL (4-0)

Home: 4-0 • Away: 0-0					
1901	11/4	W	28-0	H	
1923	10/13	W	13-12	H	
1924	10/11	W	20-0	H	
1928	11/17	W	52-0	H	

HAWAII (0-1)

Home: 0-0 • Away: 0-1					
1997	8/30	L	3-17	A	

HIGH SCHOOLS (14-0-3)

Home: 12-0-3 • Away: 2-0					
1887	—	W	8-0	H	
Minneapolis High					
1895	9/29	W	20-0	H	
Mpls. Central High					
1896	9/19	W	34-0	A	
South High					
1896	9/26	W	50-0	A	
Mpls. Central High					
1897	9/25	W	22-0	H	
South High					
1899	9/26	W	20-0	H	
Mpls. Central High					
1900	9/15	T	0-0	H	
Central High					
1900	9/22	W	26-0	H	
St. Paul Central High					
1901	9/21	T	0-0	H	
Central High					
1901	9/21	W	16-0	H	
St. Paul Central High					
1902	9/22	T	0-0	H	
St. Paul Central High					

S E R I E S R E C O R D S

1902	9/22	W	28-0	H
Mpls. Central High				
1903	9/19	W	21-6	H
Mpls. Central High				
1903	9/19	W	36-0	H
St. Paul Central High				
1903	9/23	W	37-0	H
East High				
1904	9/17	W	107-0	H
Twin Cities Central High				
1905	9/23	W	74-0	H
Twin Cities Central High				

HOUSTON (1-1)

Home: 0-1 • Away: 1-0

1997	9/27	L	43-45	H
1998	9/12	W	14-7	A

ILLINOIS (40-31-3)

Home: 23-13-2 • Away: 17-18-1

1898	11/24	L	10-11	H
1900	11/17	W	23-0	H
1901	11/28	W	16-0	A
1902	11/8	W	17-5	H
1903	11/14	W	32-0	A
1911	11/25	W	11-0	A
1912	11/2	W	13-0	H
1913	11/22	W	19-9	A
1914	10/31	L	6-21	H
1915	10/30	T	6-6	A
1916	11/4	L	9-14	H
1917	11/24	W	27-6	A
1919	11/8	L	6-10	H
1920	10/30	L	7-17	A
1924	11/15	W	20-7	H
1941	10/11	W	34-6	H
1942	10/10	L	13-20	A
1947	10/18	L	13-40	A
1948	10/16	W	6-0	H
1952	10/18	W	13-7	H
1953	10/17	L	7-27	A
1954	10/16	W	19-6	H
1955	10/15	L	13-21	A
1956	10/20	W	16-13	H
1957	10/19	L	13-34	A
1958	10/18	L	8-20	H
1959	10/17	L	6-14	A
1960	10/15	W	21-10	H
1961	10/21	W	33-0	A
1962	10/20	W	17-0	H
1963	10/19	L	6-16	A
1964	10/17	L	0-14	H
1967	10/14	W	10-7	A
1968	10/12	W	17-10	H
1973	11/17	W	19-16	A
1974	11/16	L	14-17	H
1975	10/11	L	23-42	A
1976	10/9	W	29-14	H
1977	11/12	W	21-10	A
1978	11/18	W	24-6	H
1979	10/27	T	17-17	H
1980	11/1	W	21-18	A
1981	10/3	L	29-38	A
1982	10/2	L	24-42	H
1983	11/5	L	23-50	H
1984	11/3	L	3-48	A
1987	10/31	L	17-27	A
1988	10/29	T	27-27	H
1991	10/5	L	3-24	A
1992	10/3	W	18-17	H
1993	11/6	L	20-23	A
1994	11/5	L	17-21	H

1995	11/18	L	14-48	A
1996	11/16	W	23-21	H
1999	10/16	W	37-7	A
2000	9/30	W	44-10	H
2001	10/6	L	14-25	A
2002	10/3	W	31-10	H
2003	10/23	W	36-10	A
2004	10/25	W	45-0	H
2007	11/3	L	17-44	H
2008	10/11	W	27-20	A
2009	11/7	L	32-35	H
2010	11/13	W	38-34	A
2011	11/26	W	27-7	H
2012	11/10	W	17-3	A
2014	10/25	L	24-28	A
2015	11/21	W	32-23	H
2016	10/29	W	40-17	A
2017	10/21	W	24-17	H
2018	11/3	L	31-55	A
2019	10/5	W	40-17	H
2020	11/7	W	41-14	A
2021	11/6	L	6-14	H

ILLINOIS STATE (2-0)

Home: 2-0 • Away: 0-0

1999	9/18	W	55-7	H
2004	9/11	W	37-21	H

INDIANA (40-26-3)

Home: 32-9-1 • Away: 8-17-2

1906	11/24	W	8-6	H
1917	10/20	W	33-9	H
1919	10/18	W	20-6	A
1920	10/16	L	7-21	H
1921	10/22	W	6-0	H
1922	10/14	W	20-0	A
1927	10/15	T	14-14	A
1928	11/10	W	21-12	H
1929	11/2	W	19-7	H
1930	10/18	W	6-0	H
1933	10/7	T	6-6	H
1934	11/10	W	30-0	H
1937	10/9	W	6-0	H
1942	11/7	L	0-7	H
1944	11/11	W	19-14	H
1945	11/10	L	0-49	H
1946	10/5	L	0-21	H
1948	10/30	W	30-7	H
1951	11/10	W	16-14	H
1953	11/7	W	28-20	H
1957	11/2	W	34-0	H
1958	11/1	L	0-6	A
1959	10/3	W	24-14	H
1960	10/1	W	42-0	H
1963	11/2	L	6-24	H
1964	10/31	W	21-0	A
1965	10/9	W	42-18	H
1966	10/8	T	7-7	A
1967	11/18	W	33-7	H
1968	11/16	W	20-6	A
1969	10/11	L	7-17	A
1970	10/10	W	23-0	H
1971	9/11	W	28-0	H
1972	9/16	L	23-27	A
1973	10/13	W	24-3	H
1974	10/12	L	3-34	A
1975	9/13	L	14-20	A
1976	9/11	W	32-13	H
1977	10/29	L	22-34	A
1978	11/4	W	32-31	H
1979	11/3	L	24-42	A
1980	11/8	W	31-7	H

1981	10/17	L	16-17	A
1982	10/16	L	21-40	H
1983	10/8	L	31-38	A
1984	10/6	W	33-24	H
1985	10/19	W	22-7	A
1986	10/18	W	19-17	H
1987	10/16	L	17-18	H
1988	10/15	L	13-33	A
1989	10/21	L	18-28	A
1990	10/20	W	12-0	H
1991	11/2	L	8-34	A
1992	10/31	L	17-24	H
1993	10/2	L	19-23	H
1994	10/1	L	14-25	A
1997	11/15	W	24-12	H
1998	11/14	L	19-20	A
1999	11/13	W	44-20	H
2000	10/21	L	43-51	A
2003	11/1	W	55-7	H
2004	10/30	L	21-30	A
2005	11/5	W	42-21	A
2006	11/4	W	63-26	H
2007	10/6	L	20-40	A
2008	10/4	W	16-7	H
2013	11/2	W	42-39	A
2018	10/26	W	38-31	H
2021	11/20	W	35-14	A

INDIANA STATE (3-0)

Home: 3-0 • Away: 0-0

1989	9/30	W	34-12	H
1993	9/11	W	27-10	H
2016	9/10	W	58-28	H

IOWA (62-51-2)

Home: 39-19-1 • Away: 23-32-1

1891	11/2	W	42-4	A
1901	10/26	W	16-0	H
1902	10/25	W	34-0	A
1903	10/17	W	75-0	H
1904	11/24	W	11-0	A
1905	10/21	W	39-0	H
1909	10/2	W	41-0	H
1911	10/28	W	24-6	H
1912	10/26	W	56-7	H
1914	10/24	W	7-0	A
1915	10/23	W	51-13	H
1916	10/28	W	67-0	H
1918	11/9	L	0-6	A
1919	10/25	L	6-9	H
1920	11/13	L	7-28	A
1921	11/5	L	7-41	H
1922	11/11	L	14-28	A
1923	11/17	W	20-7	H
1924	10/25	L	0-13	A
1925	11/14	W	33-0	H
1926	11/6	W	41-0	A
1927	10/27	W	38-0	H
1928	10/22	L	6-7	A
1929	11/9	L	7-9	A
1931	10/24	W	34-0	H
1932	10/22	W	21-6	A
1933	10/28	W	19-7	H
1934	10/27	W	48-12	A
1935	11/9	W	13-6	A
1936	11/7	W	52-0	H
1937	11/6	W	35-10	A
1938	11/5	W	28-0	H
1939	11/18	L	9-13	A
1940	10/26	W	34-6	H
1941	11/15	W	34-13	A
1942	11/14	W	27-7	H

1943	11/13	W	33-14	H
1944	11/18	W	46-0	A
1945	11/17	L	19-20	A
1946	11/16	W	16-6	H
1947	11/15	L	7-13	A
1948	11/13	W	28-21	A
1949	11/5	W	55-7	H
1950	11/4	L	0-13	H
1951	11/3	T	20-20	A
1952	11/1	W	17-7	H
1953	11/14	L	0-27	A
1954	11/13	W	22-20	H
1955	11/5	L	0-26	A
1956	11/10	L	0-7	H
1957	11/9	L	20-44	A
1958	11/8	L	6-28	H
1959	11/7	L	0-33	A
1960	11/5	W	27-10	H
1961	11/11	W	16-9	A
1962	11/10	W	10-0	H
1963	11/9	L	13-27	A
1964	11/7	W	14-13	H
1965	10/16	W	14-3	A
1966	10/15	W	17-0	H
1967	11/4	W	10-0	A
1968	11/2	L	28-35	H
1969	11/1	W	35-8	A
1970	10/31	T	14-14	H
1971	10/16	W	19-14	A
1972	10/21	W	43-14	H
1973	10/20	W	31-23	A
1974	10/19	W	23-17	H
1975	10/25	W	31-7	A
1976	10/23	L	12-22	H
1977	10/8	L	6-18	A
1978	10/14	W	22-20	H
1979	10/20	W	24-7	A
1980	10/25	W	24-6	H
1981	10/24	W	12-10	A
1982	10/23	L	16-21	H
1983	11/19	L	10-61	A
1984	11/17	W	23-17	H
1985	11/23	L	9-31	A
1986	11/22	L	27-30	H
1987	11/21	L	20-34	A
1988	11/19	L	22-31	H
1989	11/25	W	43-7	A
1990	11/24	W	31-24	H
1991	11/23	L	8-23	A
1992	11/21	W	28-13	H
1993	11/20	L	3-21	A
1994	11/19	L	42-49	H
1995	11/25	L	3-45	H
1996	11/23	L	24-43	H
1997	11/22	L	0-31	A
1998	11/21	W	49-7	H
1999	11/20	W	25-21	A
2000	11/18	W	27-24	H
2001	11/17	L	24-42	A
2002	11/16	L	21-45	H
2003	11/15	L	22-40	A
2004	11/13	L	27-29	H
2005	11/19	L	28-52	A
2006	11/18	W	34-	

SERIES RECORDS

2015	11/14	L	35-40	A
2016	10/8	L	7-14	H
2017	10/28	L	10-17	A
2018	10/6	L	31-48	H
2019	11/16	L	19-23	A
2020	11/13	L	7-35	H
2021	11/13	L	22-27	A

IOWA SEAHAWKS (0-3)

Home: 0-3 • Away: 0-0

1942	10/3	L	6-7	H
1943	11/27	L	0-32	H
1944	9/23	L	13-19	H

IOWA STATE (22-3-1)

Home: 21-2-1 • Away: 1-0 • Neutral: 0-1

1895	10/19	W	24-0	H
1896	10/24	W	18-6	H
1897	10/23	L	10-12	H
1898	10/22	L	0-6	H
1899	10/21	W	6-0	H
1900	10/6	W	27-0	H
1902	10/4	W	16-0	H
1903	10/10	W	46-0	H
1904	10/15	W	32-0	H
1905	10/14	W	42-0	H
1906	10/27	W	22-4	H
1907	10/12	W	8-0	H
1908	10/10	W	15-0	H
1909	10/9	W	18-0	H
1910	10/8	W	49-0	H
1911	9/30	W	5-0	H
1912	10/5	W	5-0	H
1913	10/4	W	25-0	H
1914	10/10	W	26-0	H
1915	10/9	W	34-6	H
1923	10/6	W	20-17	H
1924	11/8	T	7-7	H
1989	9/16	W	30-20	A
1990	9/15	W	20-16	H
1997	9/13	W	53-29	H
2009	12/31	L	13-14	N

KANSAS (3-4)

Home: 2-2 • Away: 1-1

1893	10/14	W	12-6	H
1896	11/28	W	12-0	A
1966	10/1	L	14-16	H
1971	10/2	W	38-20	H
1972	10/7	L	28-34	H
1973	9/29	L	19-34	A
2008	12/31	L	21-42	N

KANSAS STATE (1-2)

Home: 1-1 • Away: 0-1

1960	10/29	W	48-7	H
1993	9/18	L	25-30	H
1994	9/24	L	0-35	A

KENT STATE (2-0)

Home: 1-0 • Away: 1-0

2006	8/31	W	44-0	A
2015	9/19	W	10-7	H

LAWRENCE (6-0)

Home: 5-0 • Away: 1-0

1903	11/7	W	46-0	A
1904	11/5	W	69-0	H
1905	10/28	W	46-0	H
1908	10/3	W	6-0	H
1909	9/25	W	25-0	H
1910	9/24	W	34-0	H

LOUISIANA (3-0)

Home: 2-0 • Away: 1-0

2001	9/8	W	44-14	H
2002	9/7	W	35-11	A
2003	9/20	W	48-14	H

LOUISIANA-MONROE (3-0)

Home: 2-0 • Away: 1-0

1996	9/7	W	30-3	A
1999	9/11	W	35-0	H
2000	9/2	W	47-10	H

MACALESTER (5-0)

Home: 4-0 • Away: 1-0

1895	11/2	W	40-0	A
1897	10/2	W	26-0	H
1899	10/2	W	29-0	H
1900	9/26	W	66-0	H
1903	9/30	W	112-0	H

MARYLAND (3-4)

Home: 2-1 • Away: 1-2 • Neutral: 0-1

1977	12/22	L	7-17	N
2016	10/15	W	31-10	A
2017	9/30	L	24-31	H
2018	9/22	L	13-42	A
2019	10/26	W	52-10	H
2020	10/30	L	44-45 (ot)	A
2021	10/23	W	34-16	H

MEMPHIS (2-0)

Home: 1-0 • Away: 1-0

1997	9/20	W	20-17	A
1998	9/19	W	41-14	H

MIAMI (OHIO) (5-0)

Home: 5-0 • Away: 0-0

1988	9/17	W	35-3	H
2007	9/8	W	41-35 (3ot)	H
2011	9/17	W	29-23	H
2018	9/15	W	26-3	H
2021	9/11	W	31-26	H

MICHIGAN (25-76-3)

Home: 12-35-2 • Away: 13-41-1

1892	10/17	W	14-6	H
1893	10/28	W	34-20	A
1895	11/23	L	0-20	A
1896	11/7	L	4-6	H
1897	11/13	L	0-14	A
1902	11/27	L	6-23	A
1903	10/31	T	6-6	H
1909	11/20	L	6-15	H
1910	11/19	L	0-6	A
1919	11/22	W	34-7	A
1920	11/20	L	0-3	H
1921	11/19	L	0-38	A
1922	11/25	L	7-16	H
1923	11/24	L	0-10	A
1924	11/1	L	0-13	H
1925	11/21	L	0-35	A
1926	10/16	L	0-20	A
1926	11/20	L	6-7	H
1927	11/19	W	13-7	A
1929	11/16	L	6-7	H
1930	11/15	L	0-7	A
1931	11/21	L	0-6	A
1932	11/19	L	0-3	H
1933	11/18	T	0-0	A
1934	11/3	W	34-0	H
1935	11/16	W	40-0	A
1936	10/17	W	26-0	H

1937	10/16	W	39-6	A
1938	10/15	W	7-6	H
1939	11/11	W	20-7	A
1940	11/9	W	7-6	H
1941	10/25	W	7-0	A
1942	10/24	W	16-14	H
1943	10/23	L	6-49	A
1944	10/7	L	13-28	H
1945	11/3	L	0-26	A
1946	11/2	L	0-21	H
1947	10/25	L	6-13	A
1948	10/23	L	14-27	H
1949	10/22	L	7-14	A
1950	10/28	T	7-7	H
1951	10/27	L	27-54	A
1952	10/25	L	0-21	A
1953	10/24	W	22-0	H
1954	10/23	L	0-34	A
1955	10/22	L	13-14	H
1956	10/27	W	20-7	A
1957	10/26	L	7-24	H
1958	10/25	L	19-20	A
1959	10/24	L	6-14	H
1960	10/22	W	10-0	A
1961	10/28	W	23-20	H
1962	10/27	W	17-0	A
1963	10/26	W	6-0	H
1964	10/24	L	12-19	A
1965	10/23	W	14-13	H
1966	10/22	L	0-49	A
1967	10/28	W	20-15	H
1968	10/26	L	20-33	A
1969	10/25	L	9-35	H
1970	10/24	L	13-39	A
1971	10/23	L	7-35	H
1972	10/28	L	0-42	A
1973	10/27	L	7-34	H
1974	10/26	L	0-49	A
1975	11/1	L	21-28	H
1976	10/30	L	0-45	A
1977	10/22	W	16-0	H
1978	10/28	L	10-42	A
1979	10/13	L	21-31	A
1980	10/18	L	14-37	H
1981	10/31	L	13-34	H
1982	10/30	L	14-52	A
1983	11/12	L	10-58	H
1984	11/10	L	7-31	A
1985	11/16	L	7-48	H
1986	11/15	W	20-17	A
1987	11/7	L	20-30	H
1988	11/5	L	7-22	A
1989	11/18	L	15-49	H
1990	11/17	L	18-35	A
1991	10/25	L	6-52	H
1992	10/24	L	13-63	A
1993	11/13	L	7-58	H
1994	11/12	L	22-38	A
1995	10/28	L	17-52	A
1996	10/26	L	10-44	H
1997	11/1	L	3-24	A
1998	10/31	L	10-15	H
2001	11/10	L	10-31	A
2002	11/9	L	24-41	H
2003	10/10	L	35-38	H
2004	10/9	L	24-27	A
2005	10/8	W	23-20	A
2006	9/30	L	14-28	H
2007	10/27	L	10-34	A
2008	11/8	L	6-29	H
2011	10/1	L	0-58	A
2012	11/3	L	13-35	H

2013	10/5	L	13-42	A
2014	9/27	W	30-14	A
2015	10/31	L	26-29	H
2017	11/4	L	10-33	A
2020	10/24	L	24-49	H

MICHIGAN STATE (17-30)

Home: 11-13 • Away: 6-17

1950	11/11	L	0-27	A
1953	10/3	L	0-21	H
1954	10/30	W	19-13	H
1955	11/12	L	14-42	A
1956	11/17	W	14-13	H
1957	11/16	L	13-42	A
1958	11/15	W	39-12	H
1961	11/4	W	13-0	H
1962	11/3	W	28-7	A
1967	10/21	W	21-0	H
1968	10/19	W	14-13	A
1969	11/15	W	14-10	A
1970	11/14	W	23-13	H
1971	11/13	L	25-40	A
1972	11/18	W	14-10	H
1975	10/18	L	15-38	H
1976	10/16	W	14-10	A
1977	11/5	L	10-29	H
1978	11/11	L	9-33	A
1979	11/10	L	17-31	A
1980	11/15	L	12-30	H
1981	11/14	L	36-43	A
1982	11/13	L	7-26	H
1983	10/29	L	10-34	A
1984	10/27	L	13-20	H
1985	11/2	L	26-31	A
1986	11/1	L	23-52	H
1989	11/11	L	7-21	A
1990	11/10	L	16-28	H
1991	10/19	L	12-20	A
1992	10/17	L	15-20	H
1995	10/21	L	31-34	A
1996	10/19	L	9-27	H
1997	10/4	L	10-31	A
1998	10/24	W	19-18	H
2001	10/20	W	28-19	H
2002	10/19	W	28-7	A
2003	10/18	L	38-44	H
2004	10/16	L	17-51	A
2005	11/12	W	41-18	H
2006	11/11	W	31-18	A
2009	10/31	W	42-34	H
2010	11/6	L	8-31	A
2011	11/5	L	24-31	A
2012	11/24	L	10-26	H
2013	11/30	L	3-14	A
2017	10/14	L	27-30	H

MIDDLE TENNESSEE (3-0)

Home: 2-0 • Away: 1-0

2010	9/2	W	24-17	A
2014	9/6	W	35-24	H
2017	9/16	W	34-3	H

MISSISSIPPI (1-0)

Home: 1-0 • Away: 0-0

1932	11/5	W	26-0	H
------	------	---	------	---

MISSOURI (3-5-1)

Home: 3-2-1 • Away: 0-2 • Neutral: 0-1

1943	9/25	W	26-13	H
1944	10/14	W	39-27	H
1945	9/22	W	34-0	H
1961	9/30	L	0-6	H

S E R I E S R E C O R D S

1962	9/29	T	0-0	H
1965	10/2	L	6-17	H
1966	9/17	L	0-24	A
1970	9/19	L	12-34	A
2014	1/1/15	L	17-33	N

MONTANA (1-0)

Home: 1-0 • Away: 0-0

1985	9/21	W	62-17	H
------	------	---	-------	---

MONTANA STATE (1-0)

Home: 1-0 • Away: 0-0

2008	9/13	W	35-23	H
------	------	---	-------	---

MUNICIPAL PIER (0-1)

Home: 0-1 • Away: 0-0

1918	11/23	L	6-20	H
------	-------	---	------	---

MURRAY STATE (1-0)

Home: 1-0 • Away: 0-0

2001	10/27	W	66-10	H
------	-------	---	-------	---

NAVY (1-0)

Home: 1-0 • Away: 0-0

1962	10/6	W	21-0	H
------	------	---	------	---

NEBRASKA (35-25-2)

Home: 24-13-2 • Away: 11-12

1900	11/29	W	20-12	A
1901	10/12	W	19-0	H
1902	10/18	L	0-6	H
1904	10/29	W	16-12	H
1905	11/18	W	35-0	H
1906	11/3	W	13-0	H
1907	10/19	W	8-5	H
1908	10/17	T	0-0	H
1909	10/16	W	14-0	A*
1910	10/15	W	27-0	H
1911	10/21	W	21-3	H
1912	10/19	W	13-0	H
1913	10/18	L	0-7	A
1919	10/11	T	6-6	H
1932	10/15	W	7-6	H
1934	10/6	W	20-0	H
1935	10/12	W	12-7	A
1936	10/10	W	7-0	H
1937	10/2	L	9-14	A
1938	10/1	W	16-7	H
1939	10/7	L	0-6	A
1940	10/5	W	13-7	H
1941	11/8	W	9-0	H
1942	10/17	W	15-2	A
1949	10/1	W	28-6	A
1950	10/7	L	26-32	H
1951	10/20	W	39-20	H
1952	11/14	W	13-7	A
1954	9/25	W	19-7	H
1959	9/26	L	12-32	H
1960	9/24	W	26-14	A
1963	9/28	L	7-14	H
1964	9/26	L	21-26	H
1967	9/30	L	0-7	A
1968	9/28	L	14-17	H
1969	10/4	L	14-42	H
1970	10/3	L	10-35	H
1971	9/18	L	7-35	A

1972	9/30	L	0-49	A
1973	10/6	L	7-48	H
1974	10/5	L	0-54	A
1983	9/17	L	13-84	H
1984	9/15	L	7-38	A
1989	9/23	L	0-48	H
1990	9/22	L	0-56	A
2011	10/22	L	14-41	H
2012	11/17	L	14-38	A
2013	10/26	W	34-23	H
2014	11/22	W	28-24	A
2015	10/17	L	25-48	H
2016	11/12	L	17-24	A
2017	11/11	W	54-21	H
2018	10/20	L	28-53	A
2019	10/12	W	34-7	H
2020	12/12	W	24-17	A
2021	10/16	W	30-23	H

* game played in Omaha, Neb.

NEW HAMPSHIRE (1-0)

Home: 1-0 • Away: 0-0

2012	9/8	W	44-7	H
------	-----	---	------	---

NEW MEXICO STATE (2-1)

Home: 1-1 • Away: 1-0

2011	9/10	L	21-28	H
2013	9/7	W	44-21	A
2018	8/30	W	48-10	H

NORTH CAROLINA STATE (0-1)

Home: 0-0 • Away: 0-0 • Neutral: 0-1

2000	12/28	L	30-38	N
------	-------	---	-------	---

NORTH DAKOTA (19-0)

Home: 19-0 • Away: 0-0

1900	10/27	W	34-0	H
1901	11/9	W	10-0	H
1904	10/8	W	35-0	H
1905	10/7	W	45-0	H
1913	10/25	W	30-0	H
1914	10/3	W	28-6	H
1915	10/2	W	41-0	H
1916	10/14	W	47-7	H
1919	10/4	W	39-0	H
1920	10/2	W	41-3	H
1921	10/1	W	19-0	H
1922	10/7	W	22-0	H
1923	10/20	W	27-0	H
1924	10/4	W	14-0	H
1925	10/3	W	25-6	H
1926	10/2	W	51-0	H
1927	10/1	W	57-10	H
1973	9/22	W	41-14	H
1974	9/21	W	42-30	H

NORTH DAKOTA STATE (7-2)

Home: 6-2 • Away: 1-0

1898	11/5	W	15-0	H
1903	11/2	W	11-0	A
1931	9/26	W	13-7	H
1934	9/29	W	56-12	H
1935	9/28	W	26-6	H
1937	9/25	W	69-7	H
2006	10/21	W	10-9	H
2007	10/20	L	21-27	H
2011	9/24	L	24-37	H

NORTHERN ILLINOIS (2-1)

Home: 2-1 • Away: 0-0

1988	9/24	W	31-20	H
2008	8/30	W	31-27	H

2010	9/25	L	23-34	H
------	------	---	-------	---

NORTHERN IOWA (1-0)

Home: 1-0 • Away: 0-0

1987	9/12	W	24-7	H
------	------	---	------	---

NORTHWESTERN (55-36-5)

Home: 30-15-3 • Away: 25-21-2

1892	11/8	W	16-12	A
1893	10/30	W	16-0	A
1898	11/12	W	17-6	H
1899	11/4	L	5-11	H
1900	11/12	W	21-0	H
1901	11/23	W	16-0	A
1904	11/19	W	17-0	A
1905	11/25	W	72-6	H
1920	10/9	L	0-17	A
1921	10/9	W	28-0	H
1922	10/21	T	7-7	A
1923	11/3	W	34-14	H
1928	11/3	L	9-10	A
1929	10/19	W	26-14	A
1930	11/1	L	6-27	H
1931	11/7	L	14-32	A
1932	10/29	W	7-0	H
1933	11/14	T	0-0	A
1935	10/26	W	21-13	H
1936	10/31	L	0-6	A
1937	11/13	W	7-0	H
1938	10/29	L	3-6	A
1939	11/4	L	7-14	H
1940	11/2	W	13-12	A
1941	11/1	W	8-7	H
1942	10/31	W	19-7	H
1943	10/30	L	6-42	A
1944	11/14	T	14-14	H
1945	10/20	W	30-7	H
1946	10/12	L	7-14	A
1947	10/12	W	37-21	H
1948	10/9	L	16-19	A
1949	10/8	W	21-7	H
1950	10/14	L	6-13	A
1951	10/13	L	7-21	H
1952	10/11	W	27-26	H
1953	10/10	W	30-13	A
1954	10/9	W	26-7	H
1955	10/8	W	18-7	A
1956	10/13	T	0-0	H
1957	10/12	W	41-6	A
1958	10/11	L	3-7	H
1959	10/10	L	0-6	A
1960	10/8	W	7-0	H
1961	10/14	W	10-3	A
1962	10/13	L	22-34	H
1963	10/12	L	8-15	A
1964	10/10	W	21-18	H
1965	11/6	W	27-22	H
1966	11/5	W	28-13	A
1969	11/8	W	28-21	H
1970	11/7	L	14-28	A
1971	11/6	L	20-41	A
1972	11/11	W	35-29	H
1973	11/3	W	52-43	A
1974	11/2	L	13-21	H
1975	11/8	W	33-9	H
1976	11/6	W	38-10	A
1977	10/15	W	13-7	H
1978	10/21	W	38-14	A
1979	9/29	W	38-8	H
1980	10/4	W	49-21	A
1981	10/10	W	35-23	H
1982	10/9	L	21-31	A

1983	10/22	L	8-19	A
1984	10/20	L	28-31	H
1985	10/12	W	21-10	A
1986	10/10	W	44-23	H
1987	10/11	W	45-33	A
1988	10/8	T	28-28	H
1989	10/14	W	20-18	A
1990	10/13	W	35-25	H
1993	10/16	W	28-26	A
1994	10/15	L	31-37	H
1995	10/14	L	17-27	H
1996	10/12	L	24-26	A
1999	10/2	W	33-14	A
2000	10/28	L	35-41	H
2001	10/13	L	17-23	A
2002	10/10	W	45-42	H
2003	10/4	W	42-17	A
2004	9/25	W	43-17	H
2007	10/13	L	48-49	20T
2008	11/1	L	17-24	H
2009	9/26	W	35-24	A
2010	10/2	L	28-29	H
2011	11/19	L	13-28	A
2012	10/13	L	13-21	H
2013	10/19	W	20-17	A
2014	10/11	W	24-17	H
2015	10/3	L	0-27	A
2016	11/19	W	29-12	H
2017	11/18	L	0-39	A
2018	11/17	L	14-24	H
2019	11/23	W	38-22	A
2021	10/30	W	41-14	A

NOTRE DAME (0-4-1)

Home: 0-3 • Away: 0-1-1

1925	10/24	L	7-19	H
1926	10/9	L	7-20	H
1927	11/5	T	7-7	A
1937	10/30	L	6-7	H
1938	11/12	L	0-19	A

OHIO (9-1-1)

Home: 8-1-1 • Away: 1-0

1969	9/27	T	35-35	H
1970	9/26	W	49-7	H
1975	10/4	W	21-0	H
1979	9/8	W	24-10	H
1980	9/13	W	38-14	H
1981	9/12	W	19-17	H
1982	9/11	W	57-3	H
1999	9/4	W	33-7	H
2000	9/9	L	17-23	H
2003	9/13	W	42-20	A
2015	9/26	W	27-24	H

OHIO STATE (7-46)

Home: 4-23 • Away: 3-23

1921	10/15	L	0-27	A
1922	10/28	W	9-0	H
1931	11/28	W	19-7	H
1939	10/21	L	20-23	H
1940	10/19	W	13-7	A
1944	10/28	L	14-34	A
1945	10/27	L	7-20	H
1946	10/26	L	9-39	A
1949	10/15	W	27-0	A

S E R I E S R E C O R D S

1972	11/4	L	19-27	A
1973	9/15	L	7-56	A
1974	9/14	L	19-34	H
1975	11/15	L	6-38	A
1976	11/13	L	3-9	H
1977	9/17	L	7-38	A
1978	9/23	L	10-27	H
1979	9/15	L	17-21	H
1980	9/20	L	0-47	A
1981	11/7	W	35-31	H
1982	11/6	L	10-35	A
1983	10/1	L	18-69	A
1984	9/29	L	22-35	H
1985	10/26	L	19-23	H
1986	10/25	L	0-33	A
1987	10/24	L	9-42	A
1988	10/22	L	6-13	H
1989	10/28	L	37-41	H
1990	10/27	L	23-52	A
1991	11/9	L	6-35	H
1992	11/7	L	0-17	A
1995	11/4	L	21-49	H
1996	11/2	L	0-45	A
1997	11/8	L	3-31	H
1998	10/17	L	15-45	A
1999	10/23	L	17-20	H
2000	10/14	W	29-17	A
2001	11/3	L	28-31	H
2002	11/2	L	3-34	A
2005	10/29	L	31-45	H
2006	10/28	L	0-44	A
2007	9/29	L	7-30	H
2008	9/28	L	21-34	A
2009	10/24	L	7-38	A
2010	10/30	L	10-52	H
2014	11/15	L	24-31	H
2015	11/7	L	14-28	A
2018	10/13	L	14-30	A
2021	9/2	L	31-45	H

OKLAHOMA (0-2)

Home: 0-1 • Away: 0-1

1985	9/28	L	7-13	H
1986	9/20	L	0-63	A

OKLAHOMA STATE (2-0)

Home: 2-0 • Away: 0-0

1927	10/8	W	40-0	H
1931	10/3	W	20-0	H

OREGON (3-1)

Home: 2-0 • Away: 0-0 • Neutral: 1-1

1961	10/7	W	14-7	H
1975	9/27	W	10-7	H
1999	12/31	L	20-24	N
2003	12/31	W	31-30	N

OREGON STATE (4-1)

Home: 3-1 • Away: 1-0

1954	11/6	W	44-6	H
1978	10/7	L	14-17	H
1981	9/26	W	42-12	H
2016	9/1	W	30-23	H
2017	9/9	W	48-14	A

OVERLAND-AVIATION (1-0)

Home: 1-0 • Away: 0-0

1918	10/19	W	30-0	H
------	-------	---	------	---

PACIFIC (1-1)

Home: 1-1 • Away: 0-0

1986	9/27	L	20-24	H
------	------	---	-------	---

1994	9/10	W	33-7	H
------	------	---	------	---

PENN STATE (6-9)

Home: 4-4 • Away: 2-5

1993	9/4	L	20-38	A
1994	9/3	L	3-56	H
1997	10/18	L	15-16	A
1998	10/10	L	17-27	H
1999	11/6	W	24-23	A
2000	10/7	W	25-16	H
2003	9/27	W	20-14	A
2004	10/2	W	16-7	H
2005	10/1	L	14-44	A
2006	10/7	L	27-28 (ot)	H
2009	10/17	L	0-20	A
2010	10/23	L	21-33	H
2013	11/9	W	24-10	H
2016	10/1	L	26-29 (ot)	A
2019	11/9	W	31-26	H

PILLSBURY/SHATTUCK (1-0)

Home: 1-0 • Away: 0-0

1905	9/30	W	54-0	H
------	------	---	------	---

PITTSBURGH (9-3)

Home: 6-2 • Away: 3-1

1933	10/21	W	7-3	H
1934	10/20	W	13-7	A
1941	10/18	W	39-0	H
1942	9/26	W	50-7	H
1947	11/1	W	29-0	H
1949	11/12	W	24-7	A
1953	10/31	W	35-14	H
1954	10/2	W	46-7	A
1956	11/3	W	9-6	H
1958	10/4	L	7-13	H
1991	9/28	L	13-14	H
1992	9/26	L	33-41	A

PURDUE (41-33-3)

Home: 33-12-3 • Away: 8-21

1894	10/27	W	24-0	H
1895	10/29	L	4-16	A
1896	10/17	W	14-0	H
1897	11/25	L	0-6	A
1928	10/13	W	15-0	H
1932	10/8	L	0-7	H
1933	10/14	T	7-7	H
1935	11/2	W	35-7	H
1936	10/24	W	33-0	H
1938	10/8	W	7-0	H
1939	10/14	T	13-13	H
1940	11/16	W	33-6	H
1943	11/6	L	7-14	H
1946	11/19	W	13-7	H
1947	11/8	W	26-21	H
1948	11/6	W	34-7	H
1949	10/29	L	7-13	H
1950	11/18	W	27-14	H
1951	11/17	L	13-19	A
1952	11/8	T	14-14	H
1955	10/1	L	6-7	H
1956	10/6	W	21-14	H
1957	10/5	W	21-17	H
1959	11/14	L	23-29	A
1960	11/12	L	14-23	H
1961	11/18	W	10-7	H
1962	11/17	W	7-6	H
1963	11/16	L	11-13	A
1964	11/14	W	14-7	H
1965	11/13	L	0-35	A
1966	11/12	L	0-16	H

1967	11/11	L	12-41	A
1968	11/9	W	27-14	H
1971	10/9	L	13-27	A
1972	10/14	L	3-28	H
1973	11/10	W	34-7	H
1974	11/9	W	24-20	A
1979	10/6	W	31-14	H
1980	10/11	L	7-21	A
1981	9/19	W	16-13	H
1982	9/18	W	36-10	A
1983	9/24	L	20-32	H
1984	9/22	L	10-34	A
1985	10/5	W	45-15	H
1986	10/4	W	36-9	A
1987	10/3	W	21-19	H
1988	10/1	L	10-14	A
1989	10/7	W	35-15	H
1990	10/6	W	19-7	A
1991	10/12	W	6-3	H
1992	10/10	L	20-24	A
1993	10/9	W	59-56	H
1994	10/8	L	37-49	A
1995	10/7	W	39-38	H
1996	10/5	L	27-30	A
1997	10/11	L	43-59	H
1998	10/3	L	21-56	A
1999	10/30	L	28-33	H
2000	9/23	L	24-38	A
2001	9/29	L	28-35 (ot)	H
2002	9/28	L	15-28	A
2005	9/24	W	42-35 (2ot)	H
2006	9/23	L	21-27	A
2007	9/22	L	31-45	H
2008	10/25	W	17-6	A
2009	10/10	W	35-20	H
2010	10/16	L	17-28	A
2011	10/8	L	17-45	A
2012	10/27	W	44-28	H
2014	10/18	W	39-38	H
2015	10/10	W	41-13	A
2016	11/5	W	44-31	H
2017	10/7	L	17-31	A
2018	11/10	W	41-10	H
2019	9/28	W	38-31	A
2020	11/20	W	34-31	H
2021	10/2	W	20-13	A

RICE (2-0)

Home: 1-0 • Away: 1-0

1983	9/10	W	21-17	A
1984	9/8	W	31-24	H

RIPON (2-0)

Home: 2-0 • Away: 0-0

1929	10/26	W	54-0	H
1931	9/26	W	30-0	H

RUSH MEDICAL CENTER (1-0)

Home: 1-0 • Away: 0-0

1898	10/8	W	12-0	H
------	------	---	------	---

RUTGERS (2-0)

Home: 1-0 • Away: 1-0

2016	10/22	W	34-32	H
2019	10/19	W	42-7	A

ST. THOMAS (MN) (3-0)

Home: 1-0 • Away: 2-0

1904	10/5	W	47-0	A
1905	9/30	W	42-0	H
1918	10/26	W	25-7	A

SAN DIEGO STATE (1-1)

Home: 1-0 • Away: 0-1

1993	9/25	L	17-48	A
1994	9/17	W	40-17	H

SAN JOSE STATE (3-1)

Home: 3-1 • Away: 0-0

1991	9/14	W	26-20	H
1992	9/12	L	30-39	H
2013	9/21	W	43-24	H
2014	9/20	W	24-7	H

SHATTUCK (5-4)

Home: 3-1 • Away: 2-3

1886	—	L	5-9	A
1886	—	L	8-18	H
1888	10/28	L	8-16	A
1888	10/31	W	14-0	H
1889	11/11	L	8-28	A
1889	11/20	W	26-0	H
1890	11/3	W	58-0	A
1899	10/7	W	40-0	H
1904	9/28	W	75-0	A

SOUTH DAKOTA (9-2)

Home: 9-2 • Away: 0-0

1904	9/24	W	77-0	H
1905	11/11	W	81-0	H
1910	10/1	W	17-0	H
1911	10/7	W	5-0	H
1912	9/28	L	0-10	H
1913	9/27	W	14-0	H
1914	10/17	W	29-7	H
1915	10/16	W	19-0	H
1916	10/21	W	81-0	H
1930	11/8	W	59-0	H
2010	9/11	L	38-41	A

SOUTH DAKOTA STATE (7-0)

Home: 7-0 • Away: 0-0

1916	10/17	W	41-7	H
1917	10/13	W	64-0	H
1930	9/27	W	48-0	H
1932	10/1	W	12-0	H
1933	9/30	W	19-6	H
2009	11/14	W	16-13	H
2019	8/29	W	28-21	H

USC (16-1)

Home: 1-3 • Away: 0-3-1

1953	9/26	L	7-17	A
1955	10/29	W	25-19	H
1965	9/17	T	20-20	A
1968	9/21	L	20-29	H
1979	9/22	L	14-48	A
1980	9/27	L	7-24	H
2010	9/18	L	21-32	H
2011	9/3			

S E R I E S R E C O R D S

1996	9/21	W	35-33	H
2009	9/5	W	23-20 (OT)	A
2012	9/22	W	17-10	H
2013	12/27	L	17-21	N

TCU (1-2)

Home: 1-1 • Away: 0-1				
1974	9/28	W	9-7	H
2014	9/13	L	7-30	A
2015	9/3	L	17-23	H

TEMPLE (1-0)

Home: 1-0 • Away: 0-0				
2006	9/16	W	62-0	H

TENNESSEE (0-1)

Home: 0-0 • Away: 0-0 • Neutral: 0-1				
1986	12/29	L	14-21	N

TEXAS (1-0)

Home: 1-0 • Away: 0-0				
1936	11/14	W	47-19	H

TEXAS STATE (1-0)

Home: 1-0 • Away: 0-0				
2002	8/31	W	42-0	H

TEXAS TECH (0-2)

Home: 0-0 • Away: 0-0 • Neutral: 0-2				
2006	12/29	L (ot)	41-44	N
2012	12/28	L	31-34	N

TOLEDO (3-1)

Home: 3-0 • Away: 0-1				
1978	9/16	W	38-12	H
2001	8/30	L	7-38	A
2002	9/14	W	31-21	H
2004	9/4	W	63-21	H

TROY (1-0)

Home: 1-0 • Away: 0-0				
2003	9/6	W	48-7	H

TULANE (1-0)

Home: 1-0 • Away: 0-0				
1935	10/19	W	20-0	H

TULSA (2-0)

Home: 1-0 • Away: 1-0				
2003	8/30	W	49-10	H
2005	9/1	W	41-10	A

UCLA (2-1)

Home: 1-0 • Away: 0-1 • Neutral: 1-0				
1961	1/1/62	W	21-3	N
1977	9/24	W	27-13	H
1978	9/30	L	3-17	A

UNLV (2-0)

Home: 1-0 • Away: 1-0				
2012	8/30	W	30-27 (3ot)	A
2013	8/29	W	51-23	H

UTAH (1-1)

Home: 1-1 • Away: 0-0				
1967	9/23	W	13-12	H
1990	9/8	L	29-35	H

VANDERBILT (2-2)

Home: 2-2 • Away: 0-0				
1924	11/22	L	0-16	H
1929	10/12	W	15-6	H

1930	10/4	L	7-33	H
1959	10/31	W	20-6	H

VIRGINIA (0-1)

Home: 0-0 • Away: 0-0 • Neutral: 0-1				
2005	12/30	L	31-34	N

WABASH (2-0)

Home: 2-0 • Away: 0-0				
1925	10/17	W	32-6	H
1926	10/23	W	67-7	H

WAKE FOREST (1-0)

Home: 1-0 • Away: 0-0				
1968	10/5	W	24-19	H

WASHINGTON (10-7)

Home: 6-2 • Away: 4-4 • Neutral: 0-1				
1936	9/26	W	14-7	A
1938	9/24	W	15-0	H
1940	9/28	W	19-14	H
1941	9/27	W	14-6	A
1947	9/27	W	7-6	H
1948	9/25	W	20-0	A
1949	9/24	W	48-20	H
1950	9/30	L	13-28	A
1951	9/29	L	20-25	H
1952	9/27	L	13-19	A
1955	9/24	L	0-30	H
1956	9/29	W	34-14	A
1957	9/28	W	46-7	H
1958	9/27	L	21-24	A
1960	1/2/61	L	7-17	N
1976	10/2	L	7-38	A
1977	10/1	W	19-17	H

WASHINGTON STATE (3-3)

Home: 2-3 • Away: 0-0 • Neutral: 1-0				
1965	9/25	L	13-14	H
1971	9/25	L	20-31	H
1976	9/18	W	28-14	H
1982	9/25	W	41-11	H
1988	9/10	L	9-41	H
2016	12/27	W	17-12	N

WEST VIRGINIA (1-0)

Home: 0-0 • Away: 0-0 • Neutral: 1-0				
2021	12/28	W	18-6	N

WESTERN ILLINOIS (1-0)

Home: 1-0 • Away: 0-0				
2013	9/14	W	29-12	H

WESTERN MICHIGAN (4-0)

Home: 4-0 • Away: 0-0				
1975	9/20	W	38-0	H
1976	9/25	W	21-10	H
1977	9/10	W	10-7	H
2012	9/15	W	28-23	H

WICHITA STATE (1-0)

Home: 1-0 • Away: 0-0				
1985	9/14	W	28-14	H

WISCONSIN (61-62-8)

Home: 38-27-2 • Away: 23-35-6				
1890	11/15	W	63-0	H
1891	10/24	W	26-12	H
1892	10/29	W	32-4	A
1893	11/11	W	40-0	H
1894	11/17	L	0-6	A
1895	11/16	W	14-10	H

1896	11/21	L	0-6	A
1897	10/30	L	0-39	H
1898	10/29	L	0-28	A
1899	11/25	L	0-19	H
1900	11/3	W	6-5	H
1901	11/16	L	0-18	A
1902	11/15	W	11-0	H
1903	11/26	W	17-0	A
1904	11/12	W	28-0	H
1905	11/4	L	12-16	H
1907	11/23	T	17-17	A
1908	11/7	L	0-5	H
1909	11/13	W	34-6	A
1910	11/12	W	28-0	H
1911	11/18	T	6-6	A
1912	11/16	L	0-14	H
1913	11/1	W	21-3	A
1914	11/14	W	14-3	H
1915	11/20	W	20-3	A
1916	11/18	W	54-0	H
1917	11/3	L	7-10	A
1918	11/16	W	6-0	H
1919	11/1	W	19-7	A
1920	11/6	L	0-3	H
1921	10/29	L	0-35	A
1922	11/4	L	0-14	H
1923	10/27	T	0-0	A
1924	10/18	T	7-7	A
1925	10/31	T	12-12	H
1926	10/30	W	16-10	A
1927	10/29	W	13-7	H
1928	11/24	W	6-0	A
1929	11/23	W	13-12	H
1930	11/22	L	0-14	A
1931	10/31	W	14-0	H
1932	11/12	L	13-20	A
1933	11/25	W	6-3	H
1934	11/24	W	33-0	A
1935	11/23	W	34-7	H
1936	11/21	W	24-0	A
1937	11/20	W	13-6	H
1938	11/19	W	21-0	A
1939	11/25	W	23-6	H
1940	11/23	W	22-13	A
1941	11/22	W	41-6	H
1942	11/21	L	6-20	A
1943	11/20	W	25-13	H
1944	11/25	W	28-26	A
1945	11/24	L	12-26	H
1946	11/23	W	6-0	A
1947	11/22	W	21-0	H
1948	11/20	W	16-0	A
1949	11/19	W	14-6	H
1950	11/25	L	0-14	A
1951	11/24	L	6-30	H
1952	11/22	T	21-21	A
1953	11/21	T	21-21	H
1954	11/20	L	0-27	A
1955	11/19	W	21-6	H
1956	11/24	T	13-13	A
1957	11/23	L	6-14	H
1958	11/22	L	12-27	A
1959	11/21	L	7-11	H
1960	11/19	W	26-7	A
1961	11/25	L	21-23	H
1962	11/24	L	9-14	A
1963	11/28	W	14-0	H
1964	11/21	L	7-14	A
1965	11/20	W	42-7	H
1966	11/19	L	6-7	A
1967	11/25	W	21-14	H
1968	11/23	W	23-15	A

1969	11/22	W	35-10	H
1970	11/21	L	14-39	A
1971	11/20	W	23-21	H
1972	11/25	W	14-6	A
1973	11/24	W	19-17	H
1974	11/23	L	14-49	A
1975	11/22	W	24-3	H
1976	11/20	L	17-26	A
1977	11/19	W	13-7	H
1978	11/25	L	10-48	A
1979	11/17	L	37-42	H
1980	11/22	L	7-25	A
1981	11/21	L	21-26	H
1982	11/20	L	0-24	A
1983	10/15	L	17-56	H
1984	10/13	W	17-14	A
1985	11/9	W	27-18	H
1986	11/8	W	27-20	A
1987	11/14	W	22-19	H
1988	11/12	L	7-14	A
1989	11/4	W	24-22	H
1990	11/3	W	21-3	A
1991	11/16	L	16-19	H
1992	11/14	L	6-34	A
1993	10/23	W	28-21	H
1994	10/22	W	17-14	A
1995	11/11	L	27-34	H
1996	11/9	L	28-45	A
1997	10/25	L	21-22	H
1998	11/7	L	7-26	A
1999	10/9	L	17-20 (ot)	H
2000	11/4	L	20-41	A
2001	11/24	W	42-31	H
2002	11/23	L	31-49	A
2003	11/8	W	37-34	H
2004	11/6	L	14-38	A
2005	10/15	L	34-38	H
2006	10/14	L	12-48	A
2007	11/17	L	34-41	H
2008	11/15	L	32-35	A
2009	10/3	L	28-31	H
2010	10/9	L	23-41	A
2011	11/12	L	13-42	H
2012	10/20	L	13-38	A
2013	11/23	L	7-20	H
2014	11/29	L	24-34	A
2015	11/28	L	21-31	H
2016	11/26	L	17-31	A
2017	11/25	L	0-31	H
2018	11/24	W	37-15	A
2019	11/30	L	17-38	H
2020	12/19	L	17-20 (ot)	A
2021	11/27	W	23-13	H

WYOMING (1-0)

Home: 1-0 • Away: 0-0				
1946	10/19	W	46-0	H



S E R I E S R E C O R D S

ALL-TIME OPPONENTS

Records are against current conference members. They do not reflect Minnesota's record by conference.

Opponent	1st Gm	Last Gm	G	W	L	T	Pct.
BIG TEN							
Illinois	1898	2021	74	40	31	3	.560
Indiana	1906	2021	69	40	26	3	.601
Iowa	1891	2021	115	62	51	2	.547
Maryland	1977	2021	7	3	4	0	.428
Michigan	1892	2020	104	25	76	3	.254
Michigan State	1950	2017	47	17	30	0	.362
Nebraska	1900	2021	62	35	25	2	.580
Northwestern	1892	2021	96	55	36	5	.598
Ohio State	1921	2021	53	7	46	0	.132
Penn State	1993	2019	15	6	9	0	.400
Purdue	1894	2021	77	41	33	3	.551
Rutgers	2016	2019	2	2	0	0	1.000
Wisconsin	1890	2021	131	61	62	8	.496
Totals			852	394	429	29	.479

AMERICAN ATHLETIC CONFERENCE

Houston	1997	1998	2	1	1	0	.500
Memphis	1997	1998	2	2	0	0	1.000
Navy	1962	1962	1	1	0	0	1.000
Southern Methodist	1967	1967	1	1	0	0	1.000
Temple	2006	2006	1	1	0	0	1.000
Tulane	1935	1935	1	1	0	0	1.000
Tulsa	2003	2003	2	2	0	0	1.000
Totals			10	9	1	0	.900

ATLANTIC COAST (ACC)

Clemson	1985	1985	1	1	0	0	1.000
Georgia Tech	2018	2018	1	1	0	0	1.000
North Carolina State	2000	2000	1	0	1	0	.000
Pittsburgh	1933	1992	12	9	3	0	.750
Syracuse	1995	2013	5	3	2	0	.600
Virginia	2005	2005	1	0	1	0	.000
Wake Forest	1968	1968	1	1	0	0	1.000
Totals			22	15	7	0	.681

BIG 12

Baylor	2000	2000	1	1	0	0	1.000
Iowa State	1895	2009	26	22	3	1	.865
Kansas	1893	2008	7	3	4	0	.429
Kansas State	1960	1994	3	1	2	0	.333
Oklahoma	1985	1986	2	0	2	0	.000
Oklahoma State	1927	1931	2	2	0	0	1.000
Texas	1936	1936	1	1	0	0	1.000
TCU	1974	2015	3	1	2	0	.333
Texas Tech	2006	2012	2	0	2	0	.000
West Virginia	2021	2021	1	1	0	0	1.000
Totals			48	32	15	1	.677

CONFERENCE USA

Florida Atlantic	2005	2008	3	2	1	0	.667
Middle Tennessee	2010	2017	3	3	0	0	1.000
Rice	1983	1984	2	2	0	0	1.000
Totals			8	7	1	0	.875

MID-AMERICAN (MAC)

Ball State	1995	1996	2	2	0	0	1.000
Bowling Green	1986	2021	4	2	2	0	.500
Buffalo	2002	2017	2	2	0	0	1.000
Central Michigan	1987	2015	2	2	0	0	1.000
Kent State	2006	2015	2	2	0	0	1.000
Miami (Ohio)	1988	2021	5	5	0	0	1.000
Northwestern Illinois	1988	2010	3	2	1	0	.667
Ohio	1969	2015	11	9	1	1	.863
Toledo	1978	2004	4	3	1	0	.750
Western Michigan	1975	2012	4	4	0	0	1.000
Totals			39	33	5	1	.858

MOUNTAIN WEST

Air Force	2009	2009	1	1	0	0	1.000
Colorado State	2004	2016	4	4	0	0	1.000
Fresno State	2018	2019	2	2	0	0	1.000
Hawaii	1997	1997	1	0	1	0	.000
San Diego State	1993	1994	2	1	1	0	.500
San Jose State	1991	2014	4	3	1	0	.750
UNLV	2012	2013	2	2	0	0	1.000
Wyoming	1946	1946	1	1	0	0	1.000
Totals			17	14	3	0	.823

PAC-12

Arizona	1939	1939	1	1	0	0	1.000
Arizona State	1969	1969	1	0	1	0	.000
California	1951	2009	6	2	4	0	.333
Colorado	1972	2021	4	1	3	0	.250
Oregon	1961	2003	4	3	1	0	.750
Oregon State	1954	2017	5	4	1	0	.800
Stanford	1930	1966	3	1	1	1	.500
UCLA	1961	1978	3	2	1	0	.667
USC	1953	2011	8	1	6	1	.188
Utah	1967	1990	2	1	1	0	.500
Washington	1936	1977	17	10	7	0	.588
Washington State	1965	2016	6	3	3	0	.500
Totals			60	29	29	2	.500

SOUTHEASTERN (SEC)

Alabama	2004	2004	1	1	0	0	1.000
Arkansas	2002	2002	1	1	0	0	1.000
Auburn	2020	2020	1	1	0	0	1.000
Mississippi	1932	1932	1	1	0	0	1.000
Missouri	1943	2014	9	3	5	1	.389
Tennessee	1986	1986	1	0	1	0	.000
Vanderbilt	1924	1959	4	2	2	0	.500
Totals			18	9	8	1	.527

SUN BELT

Arkansas State	1995	1998	2	2	0	0	1.000
Georgia Southern	2019	2019	1	1	0	0	1.000
Louisiana-Lafayette	2001	2003	3	3	0	0	1.000
Louisiana-Monroe	1996	2000	3	3	0	0	1.000
Texas State	2002	2002	1	1	0	0	1.000
Troy	2003	2003	1	1	0	0	1.000
Totals			11	11	0	0	1.000

FBS INDEPENDENTS

Army	1963	1963	1	1	0	0	1.000
New Mexico State	2011	2018	3	2	1	0	.667
Notre Dame	1925	1938	5	0	4	1	.100
Totals			9	3	5	1	.389






1904 NATIONAL CHAMPIONS

In 1904, Minnesota went 13-0 and outscored its opponents by an unthinkable total of 725-12 and shut out 12 of its 13 opponents. The 725 points remains the second-most ever scored by a major college football team (FBS) in a season, just behind Harvard's total of 765 set in 1886. Minnesota's 146-0 victory over Grinnell was the most lopsided victory in college football history for 13 years. The only time the Gophers were challenged during the 1904 season was a 16-12 decision over Nebraska on October 29 and an 11-0 shutout of Iowa on the road to end the season. Seven of Minnesota's 13 victories were by at least 47 points.


Moses Strathern was named a First Team All-American while Walton Thorpe and quarterback Sigmund Harris were named Third Team All-Americans.

The Gophers, under head coach Henry Williams, had established themselves as one of the dominant programs in the nation during this period, owning a 35-game unbeaten streak from 1903-05.

The Gophers were awarded the 1904 national title by Billingsley while Michigan and Pennsylvania were given national titles for the 1904 season by other organizations retroactively. All national titles prior to the beginning of the Associated Press wire poll in 1936 were decided retroactively by math formulas or historical research groups.



Moses Strathern (above) and Sigmund Harris (below) were named All-Americans in 1904.





1934 NATIONAL CHAMPIONS

The Golden Gopher football program is one built strongly on tradition. After winning the first-ever Big Nine team title in 1900 and outscoring opponents by an incredible 618-12 margin in 1903, the University of Minnesota football team finally won its first national championship in 1934.

Under the leadership of third-year coach Bernie Bierman, the Golden Gophers averaged 33.7 points during the 1934 campaign, relying heavily on a potent running attack. The running game accounted for nearly 295 of the 325 yards the Maroon and Gold averaged each game. The Golden Gophers were equally productive on the defensive side of the ball, shutting-out four of their eight opponents, while holding them to a meager 4.7 points and 103 yards per game.

Three players led Minnesota while earning All-America honors — Francis “Pug” Lund, Bill Bevan and Butch Larson, who earned the honor for a second straight year. Larson became only the fourth Golden Gopher to earn All-America status for two straight years, and is among 14 players to date in Minnesota history to earn such a distinction. In addition to Lund, Bevan and Larson, the Golden Gophers featured three more All-Big Ten players. Perhaps the biggest key to Minnesota’s success, however, was a running attack which saw eight different players score touchdowns during the season, led by Stan Kostka with nine touchdowns, including a four-touchdown game.

The talented Golden Gopher team cruised through the first two games of the season with a 56-12 pounding of North Dakota State and a 20-0 victory over Nebraska.


After two weeks of rest, Minnesota looked flat against the Pittsburgh Panthers. They trailed 7-0 after three quarters and were destroyed in nearly every statistical category. The Golden Gophers’ hopes for a perfect season were fading. Minnesota was down, but they were not beaten. In the fourth quarter, Larson took the game over by recovering a fumble which led to a touchdown. On the very next series, he threw the winning pass into the end zone. Minnesota’s dream for a title refused to die.

The following weekend, the Golden Gophers rebounded in style by crushing the rival Iowa Hawkeyes in Iowa City, Iowa, 48-12. Head Coach Bernie Bierman couldn’t have been happier with his team’s reaction to their sub-par performance against Pittsburgh. The Golden Gophers held the Hawkeyes to 129 total yards. Minnesota, on the other hand, had little problem moving the ball as they racked up an astounding 514 yards on offense, all of them coming from the running game. Minnesota was led by the exceptional performance of Kostka, who had another outstanding game, scoring three touchdowns, as well as Julius Alfonso, who rushed for two scores.


After dismantling Iowa, Minnesota was still eager to get back on the field. The next opponent was Michigan, and the Golden Gophers sought revenge. They had not brought the Little Brown Jug back to Memorial Stadium since 1927. Michigan came into Minneapolis sporting a 1-3 record and as the game progressed, proved that a vast talent gap existed between the two teams. Minnesota breezed by the Wolverines 34-0 and the Golden Gopher defense continued to impress crowds as they held Michigan scoreless on a mere 56 total yards for the game. In the meantime, the Maroon and Gold running attack never lost a step as five different players scored touchdowns.

The Golden Gophers continued to roll over opponents in the ensuing weeks, beating Indiana 30-0 and Chicago 35-7. Indiana gained a grand total of zero yards against the smothering Minnesota defense, while Chicago was able to manage 82 yards. With four solid games since the Pittsburgh scare, Bierman and the Golden Gophers had every right to be confident about their chances of winning a conference and national championship heading into Wisconsin.

The Badgers were not a high-scoring team, nor did they allow teams many touchdowns. On this day, however, the Golden Gophers flexed their muscle and scored 34 points against a defense that had only allowed 50 previously. With the victory over Wisconsin, Minnesota wrapped up its perfect season and first national championship.



Minnesota’s 1934 national title team had three All-Americans in Butch Larson, Pug Lund and Bill Bevan.





1935 NATIONAL CHAMPIONS

Bernie Bierman started his fourth season as the head football coach at Minnesota in 1935. After leading the Golden Gophers to their first national championship in 1934, expectations ran high for both Bierman and the team.

While the Golden Gophers were hurt by the graduation of three All-Americans from the 1934 season, three other players stepped up their play to earn the same honor in 1935. Tackles Ed Widseth and Dick Smith, along with guard Bud Wilkinson earned All-America honors, while quarterback Babe LeVoor and fullback Sheldon Beise joined the All-America threesome on the All-Big Ten team.

Minnesota opened the 1935 season with a schedule mirroring the previous season with games against North Dakota State and Nebraska to start the year. While the outcome was ultimately the same with the Golden Gophers netting two victories, the offensive production was not quite as stunning. After defeating NDSU 26-6, Minnesota traveled to Lincoln, Neb., to take on the Cornhuskers.

Nebraska showed improvement from the previous season when the Golden Gophers rolled over them 20-0. Minnesota headed into the second quarter trailing 7-6, but was able to put another touchdown on the board before the half to lead 12-7. Nebraska's defense was outstanding the remainder of the game and did not allow the Golden Gophers another touchdown. The Minnesota defense was just as stellar, however, and the Golden Gophers walked away from Lincoln with a 12-7 victory.

While Minnesota's offense was not putting up the same numbers as 1934, the Golden Gopher defense remained just as stifling. Against Nebraska the defense allowed only five first downs and 110 yards, so it was no surprise when Tulane ran into the same brick wall the next weekend in Minneapolis.

The visitors from Louisiana could do nothing right against Minnesota's superior defense, which held them to a mere 60 yards for the game. Minnesota's offense was still sputtering, however, as it managed only 183 total yards, all of them on the ground. The Golden Gophers beat Tulane soundly by a score of 20-0, but there was a bit of concern surrounding offensive production heading into the Northwestern game.

The last time the Golden Gophers played Northwestern was in 1933 when the two teams battled to a 0-0 tie. The result in 1935 was much the same and after three quarters Minnesota held a meager 14-13 lead. Northwestern threatened to move into scoring position late in the fourth quarter, but Wilkinson intercepted a Wildcat pass and returned it to the Northwestern 15-yard line. The Golden Gophers went on to score a touchdown and earn a hard-fought 21-13 win.


If there was any concern over the status of Golden Gopher football after the Northwestern game, Bierman's squad was quick to put it to rest. The Northwestern game was the turning point for Minnesota.

After Northwestern, the Golden Gophers went on to pound opponents by a total score of 115-20 and Beise scored five of his seven touchdowns for the season in those four games. The Minnesota offense seemed to be back on track, but it was tested one last time against the University of Iowa.

The Iowa game held a bit more importance for Minnesota than it had in years past. After the 1934 game in which Minnesota had knocked Iowa's star running back Ozzie Simmons out of the game, Iowa fans were livid and talks of post game mobs buzzed throughout Iowa City. Governor Clyde Herring expressed the same emotion and said, "If the officials stand for any rough tactics like Minnesota used last year, I'm sure the crowd won't."

This caused some concern for Minnesotans and Governor Floyd Olson. In attempt to cool tempers on both sides, Olson bet a prize Minnesota hog against a prize Iowa hog as a friendly gesture. So began the tradition of "Floyd of Rosedale," with the Golden Gophers winning a clean, hard-fought game 13-6 and Olson earning himself a prize Iowa hog.

Minnesota cruised through the remainder of its schedule, beating Michigan, 40-0, and Wisconsin, 33-7. Once again the Golden Gophers had wrapped up an undefeated season and also a national championship by beating the Badgers.



Minnesota's 1935 national title team had three All-Americans in Bud Wilkinson, Dick Smith and Ed Widseth.





1936 NATIONAL CHAMPIONS

Prior to the 1936 football season, the Minnesota football team had gone 24 games without a loss and won back-to-back national titles in both 1934 and 1935. Needless to say, a national championship trend had caught on at the U of M, so the goals for 1936 proved to be no different.

What was going to be different about the 1936 season was the level of competition that the Maroon and Gold would face. Instead of beating up on smaller schools in non-conference games, Head Coach Bernie Bierman added two tough games to the schedule. Rather than playing North Dakota State and Tulane, the Golden Gophers would travel to the University of Washington to take on the fifth-ranked Huskies, and then the University of Texas at home. The tough schedule combined with previous struggles the Golden Gophers had experienced against Northwestern and Nebraska, appeared to present a challenge for the two-time national champions.

Minnesota was set to open the 1936 season against Washington in Seattle, but it was a game that almost did not happen.

The Golden Gophers boarded the train in Minneapolis on Tuesday of that week for a four-day trip to the Pacific Northwest. Coach Bierman scheduled two practices along the way, one in Miles City, Mont., and one in Spokane, Wash., but it was a one-night stay in Missoula, Mont., that almost cost Minnesota its chance with the Huskies.

Asleep in the Florence Hotel in Missoula, the Golden Gophers were forced to wake up around 3 a. m. after it was discovered the building was on fire. The fire destroyed most of the hotel, forcing the team to return to the train for the remainder of the evening. Luckily, nobody was hurt in the disaster.

Once in Seattle, as expected, the game proved a tough one for Minnesota. The stadium was packed with 40,000 Washington fans cheering for the local team. The Huskies tied the Golden Gophers, 7-7, in the third quarter, but to no avail.

The play of Minnesota's Bud Wilkinson and Julian Alfonso proved too much for Washington. Wilkinson knocked down several Washington passes and kicked two extra points before catching a 60-yard pass to put the Golden Gophers in scoring position in the fourth quarter. Alfonso almost single-handedly shut down the Husky offense as he intercepted three passes at the goal line and led Minnesota's ground attack. As a result, Minnesota's win-streak remained in tact as they defeated Washington 14-7.

After narrowly escaping from Seattle with a victory, the Golden Gophers returned home to take on Nebraska the following week. With a grueling trip behind them and an improved Cornhusker team on the field, Minnesota had a difficult time with the second game of the year as well. Nebraska put up a valiant fight, but the Golden Gopher defense foiled the Cornhuskers who could not find the end zone in a 7-0 Minnesota win.

The first two games of the season had threatened Minnesota's win streak, but the next two games left no doubt why the Golden Gophers were the reigning two-time defending national champions. Minnesota romped over Purdue 33-0, and handed Michigan a 26-0 loss to bring home the Little Brown Jug for the third year in a row.

The two solid victories against Michigan and Purdue led into another huge game for the Golden Gophers at Northwestern. Northwestern was highly-ranked in the national polls and it appeared as if this game would determine the Big Ten and possibly the national champion.

Game day conditions were less than ideal as wind and rain persisted throughout the game, hindering ball movement by both teams. Neither team made a serious threat to score in the first half and all statistics were virtually even. The scoreless battle continued until the fourth quarter.

The Wildcats scored at the beginning of the fourth quarter, but failed to convert the extra point attempt. Minnesota put together three furious drives, all edging inside Northwestern's 20-yard line. The Golden Gophers were on the brink of defeat for the first time in 28 games. The Maroon and Gold saw their last chance slip away as a fourth down pass into the end zone was batted away with less than six minutes left. Minnesota's win streak was over. Northwestern dealt the Golden Gophers their first defeat in three years.

Minnesota came out of the Northwestern game with something to prove. They did just that. The Golden Gophers ripped through Iowa, 52-0, to bring home Floyd of Rosedale for the second consecutive time. They also crushed Texas, 47-19, and finished off the season against Wisconsin with a 24-0 victory.

Amazingly enough, even with a loss and no Big Ten Conference title, Minnesota was still voted the 1936 national champion. The Golden Gophers may have lost to Northwestern, but allowed only two other opponents to score. The thorough dominance Minnesota had demonstrated earned them an unprecedented third straight national championship.



Bernie Bierman led Minnesota to its third straight national title in 1936.



1940 NATIONAL CHAMPIONS

After three straight national championships from 1934-36, the University of Minnesota suffered its first losing season under legendary coach Bernie Bierman in 1939 when it finished 3-4-1. The experience proved a humbling one for the Golden Gophers who were not accustomed to losing and the result was unpredictable. Minnesota rallied from a mediocre season to win its fourth national championship in 1940.

The Golden Gopher offense was highlighted by the dynamic running tandem of George Franck and Bruce Smith who, together, combined to score over 60 percent of the touchdowns for the Maroon and Gold. Smith starred by scoring winning touchdowns on three separate occasions, while Franck was named an All-American at the conclusion of the season — highlighted by his four touchdowns against the University of Iowa.

Before Minnesota could face a Big Ten opponent, they had to battle with such highly-touted non-conference teams as Washington and Nebraska. Fortunately for the Golden Gophers, both games were at Memorial Stadium.

Heading into the 1940 season, Minnesota had never lost to Washington. The Huskies were ready to change that. Though Minnesota was outplayed in nearly every offensive category, a combination of outstanding kick returns and tough defense allowed the Golden Gophers to squeak by 19-14.

The Golden Gophers were never supposed to get by the Huskies and defeating Nebraska the following weekend seemed even more unlikely. Nebraska knew about the outstanding two-touchdown performance Franck displayed against Washington. Minnesota would have little chance if the Cornhuskers could shut down the running game.

Nebraska's game plan worked wonders on Franck and Smith. What they had not counted on was the superb play of William Daley and William Johnson, who gained nearly 300 yards on the ground for the Golden Gophers. Minnesota's defense once again showed it was golden as it held Nebraska to only 25 yards on the ground. This took the Cornhuskers out of their game and vaulted Minnesota to a 13-7 victory.


Minnesota kept up its streak of close games when it defeated Ohio State 13-7. The Golden Gophers were soundly beaten on paper, and most likely would have been beaten on the scoreboard had it not been for the stellar play of Smith and his two touchdowns.

The next week, Franck finally broke open the Minnesota offense with his four touchdown performance in the Golden Gophers' 34-6 drubbing of Iowa. The celebration would not last long, however, as Minnesota next faced Northwestern — a team that had beaten the Golden Gophers for two straight seasons.

The way Minnesota was playing, Northwestern did not figure to be an overly difficult opponent. They were much improved, however, and the Golden Gopher — Wildcat game had a tradition of being battles to the end. From 1932 to 1949, no Minnesota — Northwestern game was ever decided by more than a single touchdown. The same held true in 1940 as the Golden Gophers edged out Northwestern 13-12. Were it not for two missed point-after attempts by the Wildcats, Minnesota's dream season may have been over.

If college football fans missed the Northwestern game, the game against Michigan proved to be a near carbon copy. Minnesota won, 7-6, once again as a result of a missed point-after attempt. Smith proved to be a major factor in the game as he gained 116 of Minnesota's 205 total yards and scored the lone Golden Gopher touchdown.

After winning two very close games against two quality Big Ten opponents, Minnesota headed into the final two games of the season excited about its chances of bringing a national championship back to Minnesota after a three-year absence. To do so, they would have to get by Purdue and Wisconsin. Neither team proved to be a match for the Golden Gophers as they beat Purdue 33-6, before defeating Wisconsin in the final game of the season, 22-13, to win their fourth national championship in seven years.



George "Sonny" Franck was an All-American in 1940.



1941 NATIONAL CHAMPIONS

After returning to the national spotlight in 1940, expectations for the 1941 Golden Gophers were high once again. On top of an already difficult Big Ten schedule, Minnesota had to go to battle once again with national powers Nebraska and Washington. But talk of another title flowed freely throughout Memorial Stadium.

The real superstar, and the key to Minnesota's national title hopes, proved to be Bruce Smith. While Smith was only the third leading rusher on the team, his outstanding play and attitude on the field earned him widespread recognition. He not only earned All-Big Ten and All-America status, but also became Minnesota's first and only player to ever win the Heisman Trophy. While Smith's individual accomplishments were among the greatest in Minnesota history, the fight that the Golden Gophers put up during the 1941 season was every bit as exciting.

Minnesota opened the 1941 campaign against Washington in Seattle. The Huskies had established themselves as a dominant force, and games between the two teams traditionally proved to be very close.

This season's match-up was to be more of the same. The Golden Gophers managed only 213 yards on the ground, 189 of them between Smith and Bill Daley. In the end it was the Minnesota defense who prevailed, smothering its opponent time after time as the Maroon and Gold escaped from Seattle with a 14-6 victory.

Minnesota opened its Big Ten schedule with the conference doormat, Illinois. As expected, the Golden Gophers rolled over the Orange and Blue 34-6. It proved to be a good preparatory game before another non-conference tilt against Pittsburgh.

Minnesota had not played Pittsburgh since the Golden Gophers won their first national championship in 1934. The Panthers gave Minnesota everything they wanted and more in 1934, but 1941 proved to be a different story. Minnesota dominated the Panthers in every aspect of the game. Despite fumbling the ball away four times, the offense racked up 39 points, while the defense stood strong by intercepting two passes and not allowing the Panthers a taste of the end zone.

After the Pittsburgh game, the Maroon and Gold headed into the meat of its schedule against Michigan, Northwestern, Nebraska, and Iowa. It was clear that if the Golden Gophers wanted to repeat as national champions that this stretch of the schedule would determine just how good the team truly was.

Michigan and Northwestern appeared to be the two greatest threats to Minnesota's title hopes. Both teams had established themselves among the best in the conference and historically had given Minnesota fits. History was on Minnesota's side, however, as they had emerged with victories in almost every close game in the past 10 seasons.

Michigan was looking to rain on Minnesota's national championship parade after the Golden Gophers had defeated them on Bruce Smith's lastminute touchdown the previous season. Michigan was able to contain Smith and Daley reasonably well, but in the end the Wolverine offense could not beat Minnesota's defense and the Golden Gophers squeaked out a 7-0 victory.


Northwestern wanted revenge much the same as Michigan since Minnesota had come away with a one point victory the previous season. Northwestern had luck on its side as Smith was injured and unable to carry the ball for the Golden Gophers. It appeared as if the elements were in line for the Wildcats to dethrone the reigning national champions. It was not to be however. Without Smith, Bud Higgins stepped up his game to gain 96 yards for the Golden Gophers and lead them to another exciting one point win over Northwestern, 8-7.

Minnesotans were somewhat concerned with their chances to win without Smith on the field. Against Iowa Head Coach Bernie Bierman chose to sit Smith out and not risk further injuring his knee. After one quarter, the Golden Gophers had not gained a single yard on the ground. Smith realized that if Minnesota was to win another championship he had to contribute. After convincing coach Bierman to put him in the game, Smith put the Golden Gophers in position to score three touchdowns. While Smith did not gain a large number of yards, he had helped to keep the Minnesota championship hopes alive.


The Golden Gophers closed out their season playing the University of Wisconsin. For the fifth time in eight years, Minnesota beat the Badgers to end the season and wrap up a national championship, making Bernie Bierman the winningest coach in school history.



Bruce Smith won the Heisman Trophy and was a first team All-American in 1941.



Dick Wildung was named a first team All-American in 1941.



1960 NATIONAL CHAMPIONS

The 1960-61 athletic season proved to be one of the most productive ever for the University of Minnesota Athletics Department. Swimmer Steve Jackman won the NCAA 100-yard freestyle while setting the American record, and the hockey team placed third at the NCAA Tournament. The crowning achievements, however, were the two national championships the school won. Baseball won its second national title in four years, while the Minnesota football team returned to national prominence by winning its sixth national title.

Murray Warmath entered his seventh season as the Minnesota head football coach on the heels of three consecutive losing seasons.

Expectations to start the season were not very high as the Golden Gophers were not ranked by a single news service. To add insult to pre-season injury, Minnesota lost to the alumni squad 19-7. The outlook for the 1960 season did not appear to be a bright one.

The Golden Gophers opened the season against Nebraska, a game which virtually no one gave Minnesota a chance to win. Minnesota surprised everyone, thanks to strong performances by All-America lineman Tom Brown and quarterback Sandy Stephens. Stephens completed 5-of-6 pass attempts and kept Nebraska pinned deep by averaging 40.1 yards per punt on seven boots.

Minnesota's 26-14 win over Nebraska did not quiet doubters in the least and was considered a fluke. The Golden Gophers headed into the Big Ten schedule with something to prove.

Minnesota opened the Big Ten season with an impressive 42-0 rout of Indiana. Minnesota's offense sputtered in the first three quarters, but exploded for four touchdowns in the final quarter — two within 60 seconds of each other.


The Golden Gophers next looked to a Northwestern team which had beaten them in each of the previous two years. It looked to be a good challenge for Warmath's undefeated team, especially since they had to contend with Northwestern's outstanding quarterback, Dick Thornton. Minnesota's offense stole the show the week before, and now it was the defense's turn to star against Northwestern. Tom Brown repeatedly leveled Thornton on rushing attacks and held him to minus-14 net yards rushing. When Brown was not stopping Thornton on the ground, he was forcing him into poor passing decisions as the U of M came away with a 7-0 victory over the Wildcats.

The Golden Gophers established their defense as among the toughest in the conference, but against Illinois the Golden Gophers flip-flopped positions and they took an outstanding offensive performance to wrap up the game. Stephens starred by scoring all three Minnesota touchdowns en route to a 21-10 win. Minnesota realized that they must play consistently on the offensive side of the ball in order to keep winning.

Warmath managed to get more consistency out of his offense the next three games, while the defense continued to stifle opponents. The Golden Gophers beat Michigan, 10-0, then went on to defeat Kansas State and Iowa, 48-7 and 27-10, respectively. Minnesota appeared to be rolling with only two games remaining in the regular season.

The Purdue Boilermakers were among the worst teams in the conference in 1960 and looked to pose little problem for the seemingly unstoppable Golden Gophers. Minnesota showed flashes of the alumni game, however, and was shocked 23-14 at Memorial Stadium. The loss was huge. It vaulted Iowa into first place in the major polls, and put Minnesota in a tie for first in the Big Ten. The Golden Gophers had a must-win game against Wisconsin to end the season.

The Badgers were also a fairly weak team, but there would be no repeat upset over the Golden Gophers in the final game of the season as Minnesota cruised to a 26-7 victory. Minnesota's win, coupled with an 8-1 record, earned them enough votes to take over first place from Iowa in both the final AP and UPI polls. The Golden Gophers had earned their sixth national championship and first-ever trip to the Rose Bowl in the process.



Tom Brown won the Outland Trophy and was a first team All-American in 1960.



LITTLE BROWN JUG

Minnesota vs. Michigan

The story of “The Little Brown Jug,” neither little nor brown, began at the turn of the century. The fabled “point-a-minute” Michigan football squads, coached by Fielding Yost, were destroying everyone in the nation, and had won 28 straight games heading into Minneapolis in 1903.

The pregame revelry pulsed through the campus. Minnesota had one of its best teams in school history and expected to give Yost’s squad a run for their money. Before the game, students paraded across the field with various painted livestock, while fans filtered into the stadium from a constant stream of arriving streetcars. The 20,000 fans, positioned in bleachers, as well as atop trees and telephone poles, remained civil until the Gophers scored a second-half touchdown that tied the score at 6-6. At this point, fans stormed the field in celebration, causing pandemonium so great that the game had to be called with two minutes remaining on the clock.

On the morning following the contest, Minnesota custodian Oscar Munson carried an earthenware water jug to the office of L. J. Cooke, head of the athletics department. Munson pronounced in a heavy Scandinavian accent, “Jost left his jug.” Still giddy from the tie, they decided to keep the prize, and painted on its side “Michigan Jug - Captured by Oscar, October 31, 1903,” and the score, “Minnesota 6, Michigan 6.” The Minnesota score appeared comically “as big as a house,” dwarfing the Michigan score beside it. Yost sent a letter asking Minnesota to return the jug. Cooke wrote back “if you want it, you’ll have to win it.”

The two teams didn’t play again until 1909. Michigan won the game that year, and Minnesota dutifully returned the jug. In 1910, Michigan left the conference, and Minnesota didn’t have a chance to win it back until 1919. That year the Gophers, led by their star Arnie Oss, stormed into Ann Arbor and pounded the Wolverines 34-7 on their own Ferry Field. When Minnesota asked for the symbolic trophy at the end of the game, their rivals couldn’t find it. But the Gopher players persisted, and Wolverine equipment man Henry Hatch came up with it after a short time, saying that he found it “overgrown behind a clump of shrubbery near the gym.” Later, Minnesota historians said, “. . . but most likely it was found in a trophy case inside the gymnasium, easily dusted off and proudly brought back to Minnesota.”

Cooke took out his paint brush again to paint that year’s result. In the end, his two artistic attempts had taken up the whole surface of the five gallon jug, so when Michigan took it back the next year, the two schools decided to give the entire jug a colorful gloss. Now, the results of 96 games — including two in one season (1926) are embossed on its sides: 70 won by Michigan, 23 by Minnesota, and three ties. Due to the Big Ten’s unbalanced schedule, Minnesota and Michigan did not face each other in either 1999 or 2000, breaking a consecutive streak of annual contests that dated back to the 1929 season.

After a 20-year absence, Minnesota returned the jug to its original home with a last-second victory over Michigan in 2005 in Ann Arbor. Following a 61-yard run by Gary Russell with just over a minute remaining, Jason Giannini hit a 30-yard field goal as time expired, giving the Gophers the 23-20 victory.

In 2014, Minnesota scored 30 straight points to once again win the Little Brown Jug in Ann Arbor by the score of 30-14. David Cobb ran for 183 yards and the Minnesota defense limited Michigan to just 171 total yards of offense in the rout. In jubilation of their first win against the Wolverines since 2005, the Gophers stormed the Michigan sideline to secure the prodigious prize.

Cooke once mused on the strange power within the stoneware crock, “I sometimes think that the jug has been filled with spirits, not alcoholic, but the disembodied spirits of the countless players who have fought for it on the gridiron...”

In many ways, the jug represents the history of college football. It overflows with historic battles for national and conference championships, and may indeed be filled with the spirits of gridiron men who went on to win Heisman Trophies and Hall of Fame honors. It is the most famous of all college rivalry trophies, and no other inanimate object comes close to the aura of tradition like the Little Brown Jug.



MICHIGAN (71)

1909	1947	1974	1994
1910	1948	1975	1995
1920	1949	1976	1996
1921	1951	1978	1997
1922	1952	1979	1998
1923	1954	1980	2001
1924	1955	1981	2002
1925	1957	1982	2003
1926	1958	1983	2004
1926	1959	1984	2006
1929	1964	1985	2007
1930	1966	1987	2008
1931	1968	1988	2011
1932	1969	1989	2012
1943	1970	1990	2013
1944	1971	1991	2015
1945	1972	1992	2017
1946	1973	1993	2020

MINNESOTA (23)

1919	1938	1956	1967
1927	1939	1960	1977
1934	1940	1961	1986
1935	1941	1962	2005
1936	1942	1963	2014
1937	1953	1965	

TIES (3)

1903
1933
1950



FLOYD OF ROSEDALE

Minnesota vs. Iowa

The states of Minnesota and Iowa compete in one of the most emotional rivalries in the country. The winner of the game earns the right to keep the bronze statue of a pig called "Floyd of Rosedale."

The year was 1935, and emotions were running hot heading into the Minnesota-Iowa game. Bernie Bierman's Gophers were 5-0, and Ossie Solem's Hawkeyes were 4-0-1.

The game in 1935 was at Iowa and Iowa Governor Clyde Herring incited the fans and joined in the bitter feelings toward the state to the north and its football squad by saying, "If the officials stand for any rough tactics like Minnesota used last year, I'm sure the crowd won't."

Greatly alarmed, Minnesota's Governor Floyd Olson tried to cool the temperature of fans on both sides of the border with his telegrammed answer to Herring. "Minnesota folks are excited over your statement about Iowa crowds lynching the Minnesota football team. I have assured them you are law abiding gentlemen and are only trying to get our goat...I will bet you a Minnesota prize hog against an Iowa prize hog that Minnesota wins."

The diplomatic tactic eased the tension, and the game was a hard-fought, but cleanly played, 13-6 Minnesota victory. More importantly, no mob of angry fans got involved in any postgame, extracurricular activity. The Golden Gophers brought home "Floyd of Rosedale," an award-winning prize pig which had been donated by Allen Loomis, the owner of Rosedale Farms near Fort Dodge, Iowa, and named after the Minnesota governor.

A few days later, Governor Herring collected Floyd and personally walked him into Governor Olson's carpeted office. About the same time, news surfaced that an Iowa fan had sworn out a warrant charging Herring with gambling. Olson good-naturedly offered asylum, but Herring declined. "I might have to go home and write out a pardon for myself," Herring joked.

Governor Olson later offered Floyd up as the grand prize in a state-wide essay-writing contest, which was won by 14-year old Robert Jones. Jones later sold the hog to the U of M. A year later, the University sold Floyd to J.B. Gjerdrum, a breeder who lived near Mabel, Minn., on the Iowa-Minnesota border, for "about \$50" according to Gjerdrum. Sadly, in a death most unbecoming a figure of such stature, Floyd passed on to that great pigpen in the sky. As Gjerdrum noted, "We had him about a year. There was hog cholera around...One day he just leaned up against a straw pile and died."

The spirit of good sportsmanship embodied by Floyd lives on in the form of a 15 1/2-inch high, 21-inch long bronze statue of the prize hog. The sculpture was commissioned by Governor Olson and created by Charles Brioschi, a St. Paul artist.

Every year, since 1935, these two border-state rivals have fought for the right to pen the bronze pig in their own trophy case. Every college football season, Minnesota and Iowa fight for "Floyd of Rosedale," a symbol of how interstate tension can be averted through athletic competition.



IOWA (43)

1939	1968	1994	2009
1945	1976	1995	2012
1947	1977	1996	2013
1950	1982	1997	2015
1953	1983	2001	2016
1955	1985	2002	2017
1956	1986	2003	2018
1957	1987	2004	2019
1958	1988	2005	2020
1959	1991	2007	2021
1963	1993	2008	

MINNESOTA (42)

1935	1949	1971	1990
1936	1952	1972	1992
1937	1954	1973	1998
1938	1960	1974	1999
1940	1961	1975	2000
1941	1962	1978	2006
1942	1964	1979	2010
1943	1965	1980	2011
1944	1966	1981	2014
1946	1967	1984	
1948	1969	1989	

TIES (2)

1951
1970



PAUL BUNYAN'S AXE

Minnesota vs. Wisconsin

At 131 games and counting, the series between Minnesota and Wisconsin ranks as the longest in the Football Bowl Subdivision of NCAA Division I; and "Paul Bunyan's Axe" has the history of one of college football's fiercest rivalries emblazoned on its six-foot long handle. The first game in the series, a 63-0 Gopher victory in 1890, is printed on the handle near the axe's head. The results of every successive game line the handle in black ink. There have been so many games that the scores scroll up and down the width of both sides of the handle.

By 1930, "Paul Bunyan's Axe" wasn't even created, although the rivalry had already reached feverish levels. The 1906 game was canceled by President Theodore Roosevelt, who had decided to cool off heated college football rivalries, because of injuries and deaths on the field. In 1914, Minnesota faced the Badgers for the Gophers' first Homecoming game; likewise, Wisconsin hosted Minnesota for the Badgers' first in 1919. Between the years 1923 and 1925, the teams battled to three straight ties.

To symbolically capture the amazing atmosphere of the annual match-up, Dr. R.B. Fouch of Minneapolis fashioned a bacon slab out of black walnut to serve as the traveling trophy that he hoped would compare to the well-known "Little Brown Jug," which Minnesota and Michigan played for every year. The "Slab of Bacon," first played for in 1930, had a football carved on top inscribed with an "M" or "W", depending on how you held it. The idea was that the winning team would "bring home the bacon."

But in the early 1940s, the Slab of Bacon became the "Missing Slab of Bacon." Peg Watrous, who was the president of Wisconsin women students at the time, relates that she and her counterpart from Minnesota were to have a symbolic exchange after the game, whereby the trophy would be awarded to the winning team. Minnesota won, but in characteristic fashion, a postgame melee broke out on the field, with students and spectators running crazy over the field. Watrous couldn't find her counterpart, and was left "holding the bacon," as it were. "I have no memory of what happened after that... The whole thing was a dud, as I feared it would be," Watrous remembered good-humoredly, "and someone in charge probably hid the bacon."

But the two teams had to play for something, so in 1948 the Wisconsin W Club instituted "Paul Bunyan's Axe" as a trophy befitting the grand rivalry between the two schools. The annual battles have survived so long that in the '60s the teams started to print the games' final scores smaller and smaller, scrunching the numbers and letters in order to avoid reaching the end of the axe's shaft. But the series continued to roll, and the last game to be painted on the broad face of the handle was in 1980. The subsequent games appear on the narrow side of the handle.

The Slab of Bacon was back in the news in the summer of 1994, when the long-lost trophy was found after a Camp Randall Stadium storage room was cleaned out. Wisconsin officials estimated that it had been missing since 1945; yet the scores of every Wisconsin-Minnesota game from 1930-70 were printed on the back of the slab. It is one of those Twilight Zone-esque mysteries that remains unexplained, and contributes to the legend of Minnesota's and Wisconsin's "Border Battle" rivalry.



WISCONSIN (45)

1950	1976	1997	2011
1951	1978	1998	2012
1954	1979	1999	2013
1957	1980	2000	2014
1958	1981	2002	2015
1959	1982	2004	2016
1961	1983	2005	2017
1962	1988	2006	2019
1964	1991	2007	2020
1966	1992	2008	
1970	1995	2009	
1974	1996	2010	

MINNESOTA (26)

1948	1968	1984	1994
1949	1969	1985	2001
1955	1971	1986	2003
1960	1972	1987	2018
1963	1973	1989	2021
1965	1975	1990	
1967	1977	1993	

TIES (3)

1952
1953
1956

MOST PLAYED FBS RIVALRIES

Series	Games
Minnesota-Wisconsin	131
North Carolina-Virginia	126
Auburn-Georgia	126
Oregon-Oregon State	125
Miami (OH)-Cincinnati	125



GOVERNOR'S VICTORY BELL

Minnesota vs. Penn State

Like Floyd of Rosedale, Minnesota's fourth and most recent traditional game trophy was founded by a pair of state governors.

Then-acting Governor Mark Singel of Pennsylvania and former Governor Arne Carlson of Minnesota established the Governor's Victory Bell on Sept. 4, 1993, the date of the first Minnesota-Penn State game. The contest, which took place at Beaver Stadium on the Penn State campus, marked the first game between the two teams and also signified the inaugural Big Ten game for the Nittany Lions.

"As the Nittany Lions' initial conference opponent, Minnesota always will occupy a special place in Penn State football history, and we think it is appropriate to mark the occasion in this distinctive fashion," said Singel in 1993. "Governor Robert Casey was an early supporter of Penn State's move to the Big Ten Conference, and I know he looks forward to future conference games involving the Nittany Lions."

"Big Ten athletics has been a tremendously positive experience in the life of our state," said Carlson. "Minnesota's matchup against Penn State is a historic welcome to a school that will further enrich that experience for all of us. This trophy marks a very special occasion, and will allow us to remember it for years to come."

An artists' conception of the Governor's Victory Bell was presented by Singel and Carlson prior to the kickoff of that 1993 game, which Penn State won 38-20. The design of the trophy is a brass bell bearing a medallion of the Big Ten Conference, suspended from a wooden frame. At the top of the frame is a plaque which features the state seals of Minnesota and Pennsylvania, along with the following inscription:

Governor's Victory Bell

Presented annually to the winner of the Penn State-Minnesota football game

Established September 4, 1993

Governor Robert Casey, Pennsylvania

Governor Arne Carlson, Minnesota

At the bottom of the base, the Minnesota and Penn State athletics logos appear, along with individual brass plates for inscription of the scores of the games between the two teams.

After a two year hiatus between 1995-96, the battle for the Governor's Victory Bell returned in 1997 when Penn State earned a hard-fought 16-15 victory at Beaver Stadium. The 1998 game returned to the Metrodome for only the second time in the short history of the Bell, where the Nittany Lions earned a 27-17 win. Minnesota took the Victory Bell home for the first time in 1999 when the Golden Gophers scored a historic 24-23 upset against the second-ranked Nittany Lions at Beaver Stadium. In 2000, the Golden Gophers were again victorious, winning 25-16 at the Metrodome.

The Nittany Lions and Golden Gophers didn't meet in 2001 and 2002 and when the series renewed in 2003, the Gophers earned the right to keep the Bell with a 20-14 win in Happy Valley. Penn State claimed the bell for the first time in six years with their 44-14 win against Minnesota in 2005 and retained it with a 28-27 overtime win against the Gophers in the Metrodome in 2006. After a two-year hiatus, the series resumed in 2009 with a 20-0 Penn State victory in Happy Valley. A 33-21 win for Penn State at TCF Bank Stadium in 2010 gave the Nittany Lions four straight wins in the series. Minnesota reclaimed the Bell in 2013 with a 24-10 home win. The teams did not play in 2014 or 2015. In 2016, Penn State won 29-26 in Happy Valley overtime to secure the Bell. The No. 13 Gophers beat No. 5 Penn State 31-26 on Nov. 9, 2019 to earn back the Bell - the win was Minnesota's first home victory against a top-five team since it beat No. 1 Michigan 16-0 - to win the Little Brown Jug - in 1977.

The addition of the Governor's Victory Bell to the Golden Gophers' list of traditional trophy games means that Minnesota has four active "trophy" rivalries on its schedule, more than any other college football program in the country.



PENN STATE (9)

- 1993 2009
- 1994 2010
- 1997 2016
- 1998
- 2005
- 2006

MINNESOTA (6)

- 1999 2019
- 2000
- 2003
- 2004
- 2013



NAGURSKI

72

BRONKO NAGURSKI

Number retired: Oct. 27, 1979


54

BRUCE SMITH

Number retired: June 27, 1977



SMITH



GIEL

10


PAUL GIEL

Number retired: Sept. 24, 1991

15

SANDY STEPHENS

Jersey retired: Nov. 18, 2000



STEPHENS



BELL

78

BOBBY BELL

Jersey retired: Sept. 18, 2010

ALL-TIME LETTERWINNERS

A	
Aas, Oliver S.....	1921-23
Abbott, Howard T.....	1886-88
Abdul-Khaliq, Asad.....	2000-03
Abrahamson, John Paul.....	1977
Abramson, George N.....	1922-24
Acromite, Gary M.....	1975-77
Adams, Charles E.....	1893-95
Adams, Daniel Edward.....	1971-73
Adams, John W.....	1881
Adams, Rick.....	1988
Addison Jr., Terry H.....	1968-69
Adzick, George N.....	1974-76
Ahanotu, Mayan.....	2018-19
Ainslie, Joseph.....	2003-06
Akbar, Ogunesye.....	1993-96
Akinwale, Akeem.....	1999, 2001
Akre, Earle "Skeeter".....	1988-90
Albert, Michael.....	2000
Albrecht, Jon.....	1995-98
Alden, Charles H.....	1885
Aldenderfer, F. Wray.....	1914
Alderson, Timothy.....	1970-72
Aldworth, Donald.....	1911-13
Aldworth, William R.....	1942-44
Alfonse, Julius.....	1933-34, '36
Alford, Dominic.....	2007-10
Allen, Bryant.....	2009-10
Allen, Edmund P.....	1886
Allen, Neel.....	2005-07
Allison, Ben.....	1925
Allison, Robert Mark.....	1978
Almer, Robert A.....	1951-52
Almquist, Harold V.....	1925-27
Amefula, Michael.....	2011-14
Amoako, Eric.....	2016
Anderle, Matt.....	1998-2001
Anderson Jr., Chester L.....	1964-66
Anderson, Clifford F.....	1941-42
Anderson, Clifford H.....	1925
Anderson, Danny.....	2019
Anderson, James Delatus.....	1978
Anderson, Mark "Bud".....	1982
Anderson, Melvin A.....	1983-86
Anderson, Melvin J.....	1970-71
Anderson, MJ.....	2019-20
Anderson, Norman L.....	1956
Anderson, Parker O.....	1916
Anderson, Paul.....	1985-87
Anderson, Richard L.....	1951-52
Anderson, Robert C.....	1983
Anderson, Ronald L.....	1969-70
Anderson, Selmer A.....	1934
Anderson, Toby.....	1991, '94-95
Andries, Blaise.....	2018-21
Andrist, Vic.....	1916
Andrus, Clint.....	1952-54
Anhorn, Jeffrey G.....	1976-77, '79
Annexstad, Brock.....	2018-21
Annexstad, Scott G.....	1983
Annexstad, Zack.....	2018, 2021
Annis, Gerald M.....	1959-60
Anonson, Richard E.....	1947-49
Antil, Raymond J.....	1934-36
Apanywu, Duke.....	2016
Apmann, Elmer.....	1928-29, '32
Arch, Phil.....	2000-02
Ardessee, Clarence.....	1925-28
Arntson, Neal A.....	1918-21
Artis III, Roger E.....	1977-78
Ascher, Herman J.....	1924-26
Ask, Tommie G.....	1974-75
Atkins, H. William.....	1939
Atkinson, William B.....	1908
Atwell, Chatarius "Tutu".....	1994-97
Atwood, Henry M.....	1920
Aune, Beyer.....	1899-1901

Aune, Josh.....	2018-20
Autman-Bell, Chris.....	2018-21
Avery, Charles B.....	1943, '46
Avery, Wendell L.....	1977-79
Ayars, Cody (mgr.).....	2004
Ayinde, Adekunle.....	2014-17
B	
Babcock, John R.....	1969-71
Bachman, Franklin.....	1954
Bagley, Sidney W.....	1896
Bahr, Ed.....	1987
Bailey, Adam.....	1996-98
Bailey, Donald A.....	1947-48, '51
Bailey, Elmer Francis.....	1977-79
Bailey, George R.....	1921
Bailey, Robert E.....	1969-72
Bak, Caleb.....	2011-13
Baker, Michael.....	1988
Bakken, Oliver J.....	1972-73
Baldauf, Jeff.....	1996-97
Baldridge, David D.....	1966-67
Ballard, Keith.....	1990-92
Ballentine, James.....	1915
Baltazar, Jeremy.....	2012-13
Balthazor, Joey.....	2010-11
Bandelin, W. J.....	1905-07
Banham, Cole.....	2014
Banks, Trumaine.....	2003-06
Bankson, Kurt S.....	1981
Barber, Dominique.....	2004-07
Barber, Marion S.....	1977-80
Barber, Marion III.....	2001, '03-04
Barber, Thomas.....	2016-19
Barwell, Robert L.....	1928-29
Barker, A.J.....	2011
Barle, Frank J.....	1936
Barle, James L.....	1965-66
Barlow, Gregory Scott.....	1975-76
Barnes, Kahlen.....	1996, '98
Barnhart, Harold.....	1926-29
Barrington, Paul.....	1956-57
Barron, Lazarus.....	1913
Barron, Micheal P.....	1971
Barron, Ty.....	2019
Bartelt, John H.....	1938-40
Basset, Franklin.....	1882
Basset, Richard E.....	1963
Baston, Albert P.....	1914-16
Baston, Fred L.....	1946
Bateman, Rashod.....	2018-20
Bates, Raymond.....	1936
Baudler, John R.....	1966
Baugus, Marvin II "Scooter".....	1999-2002
Bauman, Todd C.....	1972
Baumgartner Jr., C. John.....	1951-54
Baumgartner, William.....	1940-42, '46
Baumnauer, Greg.....	1991
Baylor, Raymond.....	1995-97
Baylor, Valdez E.....	1982-85
Beal, Brendan.....	2012
Bean, Jim.....	1997-98
Beaudoin, Douglas Lee.....	1972-75
Becklin, Arnold R. (mgr.).....	1975
Bede, Thomas F. (mgr.).....	1947
Bedney, Robert J.....	1966-67
Beebe, Colton.....	2016-18
Beier, Austin.....	2019
Beiersdorf Sr., Kenneth E.....	1946, '48-49
Beise, Sheldon.....	1933-35
Belden, George K.....	1888-93
Belfiori, Phil.....	1938-39
Bell, Bobby Lee.....	1960-62
Bell, Horace D.....	1936-38
Bengtson, Neil M.....	1959
Bengtson, Phillip.....	1932-34
Bennett, Chris J.....	1982

Bennett, Duane.....	2007, 2009-11
Benson, Paul F.....	1960-62
Bentley, John.....	1991
Berlich, Peter.....	2021
Berg, Grant (mgr.).....	2003
Berggren, Paul B. (mgr.).....	1934
Berglund, Brent.....	1988-90
Bergstrom, Chris.....	1995-96
Bergstrom, John A.....	1967
Bernhagen, John F.....	1898
Berry, Paul E.....	1929-30
Berry, Warren.....	1987
Berryman, Bruce H.....	1934-36
Beson, Warren.....	1945-48
Bevan Jr., William A.....	1963-65
Bevan, J.C.....	1934
Bevan, Jerry.....	1966
Bevan, William.....	1933-34
Bicanich, John.....	1942
Bidlake, John.....	1901
Bienemann, Thomas M.....	1969-70
Bierhaus, Gene M.....	1940-42
Bierman, Alfred C.....	1912-13
Bierman, Bernard W.....	1913-15
Bierman, George H.....	1917
Bierman, Harlow R.....	1918-19
Bierman, James M.....	1947-48
Billman, John A.....	1939-41
Bisbee, Edgar C.....	1891
Bischo, Alexander.....	2012-14
Bischo, Steven G.....	1979-82
Bissel, Stanley H.....	1895
Bjorklund, Joseph.....	2012-15
Bjorklund, Robert J.....	1938-40
Blackshear, John (mgr.).....	1983
Blakley, Richard.....	1955
Blakley, Robert E.....	1956-57
Blanchard, David.....	1949
Blanchard, Paul L.....	1981-83
Blanding, William.....	1882
Blanshan, Alan C.....	1977-79
Blaska, Duane.....	1961-62
Blayne, Terrance.....	1993-95
Bloedel, William.....	1933
Blom, Alfred J.....	1951
Blumer, Charles.....	1921
Blustin, Sholly.....	1926-27
Bobek, Brian.....	2011-15
Boedy-Cathoun, Brean.....	2012, 2014-15
Boe, Nathan.....	2019-21
Boeckman, Egil.....	1901-03
Boland, Patrick H.....	1930-31
Boles, Albert.....	1912-15
Bombardier, Ken.....	1955-57
Bomstad, Arlie H.....	1958-59
Bonner, Brian.....	1987
Boo Sr., James.....	1950-52
Boren, James.....	1968
Borchardt, Jeffrey.....	2014
Borst, Richard E.....	1963
Borstad, Richard A.....	1955-57
Boston Jr., McKinley.....	1965-67
Botticelli, Cameron.....	2011-14
Bourquin, Glenn K.....	1976-79
Bowser, Walter A.....	1968-70
Bowsher, Nick (mgr.).....	2001
Boyd, Brady.....	2021
Braaten, Luke.....	1996-99
Brady Jr., Samuel.....	1974
Brandstrom, R.A.....	1944
Braun, Herbert D.....	1944
Brauff, Steven J.....	1976-77
Bredberg, Clark Owen.....	1974
Brennan, Howard W.....	1947-49
Brewer, Jack.....	1999-2001
Brinkhaus, Anthony.....	2004-07
Brixius, Frank J.....	1958-60

Brixius Jr., "Chip" Frank.....	1991
Brock, Trumaine.....	2008
Brockmeyer, Winfred.....	1928-30
Brod, William.....	2007-08
Bromley, George T.....	1909
Brooks, Gann.....	1994-96
Brooks, Shannon.....	2015-19
Brothen, Robert A.....	1967
Brower, Jason.....	1987-90
Brower, Ripley B.....	1889
Brown Jr., Aaron L.....	1963-65
Brown, Andre.....	2000
Brown, Andrew J.....	1966-68
Brown, Garrett.....	2006-09
Brown, Harry E.....	1920-21
Brown, Joel.....	1985-88
Brown, Keith E.....	1975-77
Brown, Solomon.....	2019-21
Brown, Terry A.....	1964
Brown, Thomas E.....	1958-60
Brown-Stephens, Michael.....	2020-21
Browne, Timothy P.....	1970-71
Brownell, William K.....	1928-30
Brownson, Thomas S.....	1976
Bruce, Arland.....	1998-99
Bruce, Jason.....	1986-88
Bruggers, Robert E.....	1963-65
Bruhn, Earl W.....	1943-45
Bruhn, Milton.....	1932-34
Brunzell, James.....	1969-70
Brush, Percy P.....	1904-05
Brustad, Kenneth (mgr.).....	1964
Brunton, James H.....	1966
Bryant, Anthony.....	1988-90
Bryant, Hubert L.....	1965-67
Buckingham, Edward E.....	1956
Buckley, Edward T.....	1916
Buckner, R.J.....	2007, 2010
Buendorf, Richard.....	1988
Buetow, Barton M.....	1969-71
Burford, Ray.....	2016
Buhler, Lawrence A.....	1936-38
Butlman, Brad.....	2006
Bunders, Chris.....	2008-11
Burg, Darrel D.....	1971-73
Burbank, David R.....	1892
Burdick, Quentin N.....	1928
Burdick, Usheer L.....	1902
Burdittie, Elwin.....	1977
Burg, Erwin.....	1923
Burgan, F. P.....	1903-05
Burk, Richard.....	1942-43
Burke, Anthony H.....	1983-86
Burke, Theodore.....	1969
Burkholder, David A.....	1955-57
Burns, Antoine.....	2001-02
Burns, Derek.....	1999-2001
Burns, Edward.....	1976-78
Burns, Jaqwonis.....	2020-21
Burns, Dennis (D.J.).....	2007-10
Bush, Foster.....	2012-15
Butler, Robert.....	1919
Butts, Edmund.....	1884
Bye, William D.....	1946-49
Byrne, Frank M.....	1974
C	
Caiazzo, Stephen D.....	1972
Cairns, James L.....	1961-62
Calhoun, Vincent.....	2016-17
Callahan, John B.....	1964-65
Cambridge, Steve.....	1990-92
Cameron, Frank L.....	1898
Campbell, De'Vondre.....	2013-15
Campbell, John E.....	1894
Campbell, John W.....	1961-62
Campbell, Lee.....	2006-09

ALL-TIME LETTERWINNERS

Campbell, Terrance.....	2002-05	Cockran, Theren.....	2012-15	Dalton, Donny.....	1996-97	Duvick, David F.....	1982
Campion, Joshua.....	2012-15	Cohen, Chris.....	1991	Danahy Jr., Paul A. (mgr.).....	1965	Dvorak, B.A.....	1920
Cannaks, Stavros P.....	1950-'52-'53	Colberg, Gary J.....	1962	Dandridge, Tim.....	2008-09	Dykes, Douglas G. (mgr.).....	1963
Cannaday, Damien.....	2001	Colburn, David W.....	1965	Daniels, Alex.....	2005-06	Dyson, Willie.....	2006
Cantienny, Charles P.....	1919	Cole, Donald A.....	1920-21	Danielsen, E. Robert.....	1946		
Capo, Rene.....	1980-82	Cole, George E.....	1900	Danner, J. LeMoyné.....	1893	E	
Cappella, Dennis.....	1991-93	Cole, Travis.....	2000-01	Danovic, Bronko.....	1939	Early, Rishon.....	1993-96
Cappelletti, Geno.....	1952-54	Coleman, John A.....	1898	Darden, Marc A.....	1983-84	Eastlund, Robert B.....	1968-70
Capron, George H.....	1906	Coleman, Ryan.....	2008-10	Dargis, Richard B.....	1950-52	Eckers, Scott.....	1993-94
Capron, Harry T.....	1907	Collado, Ryan.....	2007-10	Darkenwald, John F.....	1967-68	Edelman, Robert G. (mgr.).....	1958
Capron, Ralph.....	1910	Collias, George J.....	1949	Darkins, Chris.....	1992-95	Edelman, Walter E. (mgr.).....	1954
Cardelli, Glenn W.....	1979-82	Collier, Derek D.....	1984	Daugherty, Bruce.....	1947	Edling, Arthur R.....	1948-50
Carle, Gerald C.....	1942	Collins, Charles.....	1988	Davidson, Martin B.....	1889	Edwards, Berkley.....	2014-15
Carey, Brian.....	1999	Collins, William.....	1990-91	Davidson, Nick A.....	1981	Edwards, Jewhan.....	2008-10
Carley, Jr., Robert L.....	1943-44	Collison, Robert.....	1943	Davis, Andre.....	1989-92	Edwards, Keith.....	1977-79
Carlson, Archie H.....	1916	Conant, Dale.....	1986	Davis, Ben.....	2018	Edwards, Lamonte.....	2011-12
Carlson, Carleton L.....	1957	Condo, Gordon Michael.....	1965-67	Davies, O.N.....	1901-04	Edwards, Walter W.....	1944,46,48
Carlson, Charles T.....	1945	Conerly Jr., Albert.....	1975-76	Davis, Anthony R.....	1980-82	Ehrich, Shawn.....	1992
Carlson, John.....	2006	Connelly, Nick.....	2016	Davis, Howard L.....	1981	Ekerberg Jr., Carl E.....	1941
Carlson, John P.....	1949-51	Conway, Michael.....	2016	Davis, Jerome.....	1993-96	Ekerberg, David Jerry.....	1949-50
Carlson, Lawrence Dean.....	1966-67	Conzemius, Justin.....	1992-95	Davis, Steven Jr.....	2005-08	Ekerberg, G.S.....	1918-20
Carlson, Mark S.....	1977-79	Cook Jr., Ernest C.....	1969-71	Davis, Trey.....	2008-09	Eklund, C.L.....	1916-17
Carlson, Robert S.....	1936	Cooley, Duran.....	2006-07	Day, David W.....	1944-45	Eklund, Raymond A.....	1922-23
Carpenter, Emmitt.....	2015-18	Cooper, Chester.....	1978, 80-81	Day, Eugene.....	1988	Ekpe, Hank.....	2013-16
Carpenter, Hayo.....	2009-10	Cooper, Keanon.....	2009-12	Day, Michael.....	1992	Ekpe, Scott.....	2012-13, 2016
Carr, Jeffrey T.....	1977-78	Cooper, Rafael.....	1994-95	Deaver, C.S.....	1892-93	Eldred, Christian.....	2012
Carr, Jermel.....	1994	Cooper, Richard Conrad.....	1923-25	Decker, Eric.....	2006-09	Elizondo, James.....	1996
Carr, Justin.....	2015	Cooper, Tyler.....	2019-20	Deegan, Robert H.....	1959-61	Eller, Carl L.....	1961-63
Carroll, Jay T.....	1981-83	Copeland, Edmund.....	1921-22	DeGeest, Matt.....	2006-07	Ellerson, Jared.....	2002-05
Carroll, Paul S.....	1917	Corliss, Harry J.....	1888	DeLattiboudere, Winston.....	2016-19	Ellestad, Eric.....	2009-10
Carroll, William R.....	1946-48	Cornell, Dennis R.....	1966	Delinsky, Dan (mgr.).....	2003	Elliott, D. William.....	1946-49
Carter, Antonio.....	1990-93	Cornell, Robert J. (mgr.).....	1969	Dellago, Charles S.....	1942-48	Elliott, Harry L.....	1946-48
Carter, Trill.....	2019-21	Costanza, William R.....	1962-64	Dennerly, James W.....	1931-32	Elmer, Daniel T.....	1936-38
Carter, Dennis.....	1986-87	Cotton, Ed.....	2010	Deppe, Karl E.....	1945	Elmore, Gaelin.....	2014-16
Carter, Eric.....	2014-17	Coth, Gary M.....	1984-87	Desimore, Mark A.....	1983-84	Elton, Burnham T.....	1952-54
Carter, James C.....	1967-69	Coughlan, Edward D.....	1907-08	Dettsman, Spencer.....	1999	Elton, Rodney N.....	1964
Carter, Jeremiah.....	2001-02	Coughlin, Bob.....	1989-90	Dewers, Tai'yon.....	2016-19	Emilien, Doug.....	2021
Carter, Michael.....	2009, 2011-12	Coughlin, Carter.....	2016-19	Dewey, Rupert C.....	1891	Emlein, Harold M.....	1928-29
Carter, Tyrone.....	1996-99	Cox, Robert L.....	1956-57	Dew-Treadway, Micah.....	2019-21	Emmons, Gregory.....	1973
Carufel, Matt.....	2009-10	Cox, Theodore J.....	1922-24	Dicke, Cedric.....	2015	Enderle, Richard Allyn.....	1966-68
Case, George.....	1904	Crafts, Leo M.....	1882-85	Dickson, Jason.....	2019	Enga, Richard.....	1960-62
Cashman, Blake.....	2015-18	Craighton, Zo.....	2016-17	Dickson, Judge A.....	1959-61	Engebes, Gregory J.....	1972-74
Cashman, Timothy J.....	1962	Craire, Stephen A.....	1973-75	Dietrich, J.W.....	1914	Engel, Christopher J.....	1977
Castle, Darryl.....	1983	Crawford, John W.....	1969-70	Dilner, Mervin C.....	1930-32	Engel, Derrick.....	2012-13
Cates, Thomas V.....	1943-46	Crawford, Mark.....	2020-21	Dilulo, Raymond A.....	1978-79	Engel, Ronald E.....	1950-51
Celestin, Jonathan.....	2014-17	Crawford, Richard O.....	1968-70	Dimmy, Keith.....	1997-98	Enke, Fred A.....	1918-20
Cernoch, Mike.....	1997, 1999-2000	Crawford-Tufts, Devin.....	2011-12	Dixon, Michael.....	2020-21	Epping, Zac.....	2011-14
Cesario, CJ.....	2011	Crist, Patrick H.....	1975	Dixon, Ray.....	2016	Erdall, Arthur C.....	1912-14
Chalberg, Mike.....	1991, '93-'95	Crockett, William.....	1962-64	Doan, William C.....	1906	Erdall, Leonard T.....	1909
Chambers, Mike.....	2006	Croft, Demry.....	2015, 2017	Dobie, Gilmore.....	1899-1901	Ersley, Aireontae.....	2020-21
Champlin, George L.....	1931-33	Cross, Mark.....	1994-97	Domin, Ryan.....	2001	Erickson, Melvin J.....	1938
Chandler, Thomas H.....	1969-71	Crumley, William G. (mgr.).....	1987	Douglas, Demetrius.....	2017-19	Eskridge, DeLeon.....	2008-09
Charon, Robert L.....	1958	Culligan, John M.....	1918	Douglas, Omar.....	1991-93	Eslinger, Greg.....	2002-05
Cheney, Patrick.....	2005-06	Cummings, Dennis B.....	1975	Dovich, Bronson.....	2016-18	Esser, Lawrence.....	1950
Cheney, Rashod.....	2020	Cummings, Pat.....	1985	Downing, Lloyd.....	1922-23	Eugene, Junior.....	2002
Chesnut, Edward T.....	1907	Cunningham, Darrell.....	1992-93	Dowzak, Steve W.....	1975	Eure, Tere.....	2010
Christens, William W.....	1956-58	Cunningham, Steve W.....	1975-77, 79	Doyle, Larry O.....	1917-18	Evans, Byron.....	1996-99
Christensen, Daniel P.....	1972	Cupito, Bryan.....	2003-06	Dozier, Ukeke.....	2001-04	Evans, Doug.....	1987
Christensen, Russell R.....	1944	Current, Earl R.....	1903-06	Drabczak, Mark.....	1988-90	Evans, George W.....	1897-99
Christensen, Theodore.....	1950	Current, John.....	1900	Drescher, Harold.....	1954	Evans, Marcus.....	1986-87, '89
Christenson, Jon.....	2012-15	Curry, Craig B.....	1969-71	Drexler, Daniel P.....	1963	Evans, Patt.....	1989-91
Christian, Edward L.....	1967	Curtis, E. Nelson.....	1969	Drill, David K.....	1951-52		
Christiansen, Martin A.....	1937-39	Curtis, Michael I.....	1979-82	Drill, Herman E.....	1925	F	
Christison, William R.....	1966-69	Curtis, Michael O.....	1967-69	Drupp, James M.....	1966	Faalele, Daniel.....	2018-19, 2021
Christopherson, Joseph P.....	1982-85	Curtis, Henry C.....	1893	Duerr, Troy.....	1995-98	Faegre, J.B.....	1909
Cieslewicz, Glen A.....	1980-82, '84	Cutting, Joseph.....	1904-05	Duffy, Ryan.....	2001	Fahnhorst, James J.....	1978-80
Clapp, Percy.....	1923-24			Dukowitz, Cory (mgr.).....	2001	Fahnhorst, Keith V.....	1971-73
Clare, Louis W.....	1970-71			Dungy, Anthony.....	1974-76	Fahning, Chad.....	2015-16
Clark, Eric.....	2003-06			Dunlap Jr., Curtis.....	2018-19	Fairchild, Richard A.....	1956
Clark, Jacob.....	2019			Dunn, Ney.....	1905	Falls, Michael.....	1953-55
Clarkson, Arthur.....	1934			Dunnigan, Merton.....	1913-15	Farnam, H.E.....	1908-09
Clement, Harold.....	1920-21			Dupree, Tony.....	2001	Farnes, Scott A.....	1978
Coates Jr., Harry J.....	1950-52			Durda, Chester.....	1950-51	Farrow, Lonnie J.....	1982
Cobb, David.....	2011-14			Duren Jr., Edward L.....	1966-67	Farr, John.....	1956
Cochran, Darrell.....	1950, 54-55			Durr, Coney.....	2016-21	Fash, Gil Lawrence.....	1973
Cockerham, Billy.....	1997-99			Dusbabek, Mark E.....	1983-86	Farthing Jr., Fred.....	1964
Cockrell, Doyle.....	1991-94			Dutrieuille, Duane M.....	1983-86	Fau, Jeremy.....	2005-06

ALL-TIME LETTERWINNERS

Faulk, Darrell B.	1983-84	Gardner, David C.	1978-79	Greene, Donnell	2016-18	Harmann, Garrison	1994-95
Fauce, Everette G.	1946-48	Garin, Matt	2010-12	Gregory-McGhee, Kendall	2010	Harms, Brent J.	1980-81
Faust, George J.	1936-38	Garnaas, Wilford B.	1941-43	Gregory, Duane O.	1980	Harpole, Ellsworth H.	1931-33
Faust, Paul T.	1963-65	Garner, Bill F.	1954-55	Gregory, Richard A.	1949-51	Harren, G. Richard.	1963
Fee, Charles W.	1899	Garrido, Gaston	1986	Gregory-McGhee, Kendall	2011	Harris, Albert L.	1963
Fegan, Elmer T.	1913	Garrison, Lewis	1991-94	Grevich, Mel	1946	Harris, Alfred J.	1891
Femi-Cole, Jonathan	2017-18	Gary, Mitchell J.	1925-27	Grevious, Todd	1994	Harris, Andre	1980-81, 83-84
Ferguson, Melvin M.	1981	Gatling, Cameron	2011	Grewing, Fritz L.	1939	Harris, D'Vion	2020
Ferguson, Sean	2011	Gay, Clayton A.	1927-28	Griffin, Clorenzo	1998-2000	Harris, Ge'Shun	2011
Fern, Robert L.	1945	Gay, Evelyn	1922	Griffin, Gerald J.	1931-32	Harris, Jamal	2004-07
Filbert, Kenneth W.	1938	Gay, Kenneth F.	1931-32	Groene, Adam (mgr.)	2000	Harris, Justus	2017-21
Filkins, Jake	2010-13	Geary, Clay	2018-20	Grose, Frederick H.	1922-23	Harris, Sigmund	1902-04
Fink, Thomas A.	1967-69	Gehring, Perry James	1956-58	Gross, Louis	1922-24	Harrison, John M.	1894-97
Finlayson, George A.E.	1893-97	Gehrke, Keith E.	1982	Gross, Phillip	1929	Harrison, Ted	1990-92
Finnesy, Lucas	2020-21	Geier, Jeff	1988	Gruening, Preston	1999-2002	Harston, Brandon	2001-04
Fischer, Albert C.	1961-62	Geist, John W.	1943	Gruye, Ralph E.	1919	Hart, Nick	2014-16
Fischman, Kenneth Y.	1955	Gelecsinsky, Anders	2020	Guedet, JJ	2019-21	Hart, Patrick M.	1984
Fisher, Derek	1989-92	Gelle, Robert D.	1951	Guentzel, John	1993	Harte, Andrew	2014-16
Fisher, Gordon R.	1924-25	Gentry, Isaiah	2015	Guldin, Scott D.	1984-87	Hartig, Paul C.	1920-21
Fitch, Robert E.	1939-42	Gerber, Kenneth	1969-70	Gullickson, Oscar	1944	Hartman, Jared	2014
Fitzpatrick, Dennis	1976-77	Gerow, Theron G.	1919	Gunderson, Jeffrey P.	1971-73	Hartmann, Tyler	2014-15
Fitzpatrick, Thomas M.	1979	Geroy, Martin H.	1888	Guthrie, Charles	1889-90	Hartse Jr., Larry M.	1962-63
Fitzpatrick, Renato	1999-2002	Gerths, Everett E.	1956-58	Guthrie, Trenton	2020	Hartwig, Fred G.	1983
Fix, Nathan (mgr.)	2001	Gerths, Gregory G.	1973	Guzy Sr., Peter	1924-26	Hartwig, J. L.	1916
Flanagan, Charles G.	1891	Getchman, Gary	1988			Harvey, Brian V.	1974-76
Fleetwood, Marquel	1989-92	Giannini, Jason	2005-07			Hary, Jerome	1942
Fleming, Miles	2021	Gibbens, Jack	2021	H		Hass, Alex	1997-99
Flick, Eugene G.	1940-41	Gibbons, Steven F.	1983, 85	Haake, Robert T.	1957	Hass, Walter L.	1930-32
Flinn, Paul A.	1915-16	Gibson, George F.	1926-28	Haayer, Adam	1997-2000	Hasset, Gerald	1955
Flugum, Merlin K.	1962	Gibson, Jerry	2016-18	Hackbarth, Kraig	1988-90	Hathfield, Eugene L.	1968
Flynn, C. Ray	1921	Giel, Paul R.	1951-53	Haedge, Carl	1914	Hau, Pat	1997-99
Flynn, John G.	1899-1902	Gilbert, Andre M.	1982-83	Haertel, Walter	1916-19	Haudan, Blake	2009
Foggie, Fred	1988-90	Gilbert, Holden B.	1895	Hagberg, Roger W.	1958-60	Haugo, Donald	1968
Foggie, Rickey S.	1984-87	Gillen, John H.	1920	Hageman, Ra'Shede	2011-13	Hauser, George W.	1915-17
Folwell, Russell H.	1891	Gillingham, Gale	1964-65	Hagemester, Robert G.	1952-54	Hausken, Walter	1947-49
Footo, William W.	1924	Gillum, James	2012	Hagen, Philip R.	1967-69	Haviland, Chase	2011
Force, John D.	1968	Gilmore Jr., Orville	1973-74	Hagman, Jason	1997-98	Hawes, Alvin R.	1968-70
Fors, Erik	1986	Gilstad, Arthur	1920	Hahn, Austin	2010-11	Hawkins, Harvey C.	1942
Forto, M. Maurice	1966-68	Giovinetti, Mike	1993-95	Haiden, Harold R.	1932	Hawkinson, Arnold	1924
Foss, William C.	1950-52	Givens Jr., Archie	1965	Haiden, Andrew W.	1964	Hawthorne, Ed.	1991-94
Fournier, J.O.	1912	Gjere, Jimmy	2011	Hairston, Brian Philip	1978	Hawthorne, Chris.	2011-13
Fowlkes, Chris	1992-95	Glantou, Paul	1972-74	Hale, Charles S.	1891	Haycraft, Kenneth C.	1926-28
Foxworth, Kenneth C.	1977-78, '80	Glaze, Jalen	2020-21	Hale, Dennis C.	1966-68	Hayden, John F.	1886-89
Fraley, Justin	2001-04	Glenk, Kerry R.	1981-83	Halenkamp Jr., George L.	1946-47	Haye, Damian	2002
Franck, George H.	1938-40	Glickstein, Jacob	2011	Haley, James P.	1941	Hayes, Isaac	2014-15
Frank, Leonard	1910-11	Glime, Luke	1996-97	Hall, Justin	1997-2000	Hayward, H.E.	1911-12
Frankberg, Mike (mgr.)	2004	Glover, Fred S.	1898-99	Hall, Thomas F.	1959-61	Heath, Elbridge	1896
Fraser, F.G.	1923	Gmitro, Rudolph	1935-37	Hallstrom, Todd L.	1980-82	Heath, Rodney	1993-96
Fredenburg, Neil	1991-93	Goetz, Ron	1986-89	Halvorson, Dale F.	1960	Heath, Russ	1990-93
Fredrickson, Leo D.	1942	Goldberg, Michael A.	1969-70	Hamilton, Ben	1997-2000	Heeb, Richard	1943
Freeman, Orville L.	1939	Goldberg, Steven	1972-74	Hamilton, Paris	2004	Heffelfinger, Mark	1946
Freimuth, William I.	1933-34	Goode, John Paul	1885-88	Hamilton, W. E.	1914	Hegland, Dale L.	1971-72
French, Roger W.	1950-52	Goode, Ralph O.	1952-54	Hamlin, Kevin J.	1969-71	Heid, James	1959
Freng, William H.	1921	Goodger, Drew	2011-14	Hammel, Robert M.	1950	Heidenreich, Douglas R.	1951
Friberg, Douglas Edward	1976-78	Gordon, James	2019-20	Hammer, Jonathan E.	1967	Heifort, Ernie	2013
Fribley, Carl E.	1921	Gorgos, Paul A.	1960	Hammond, Bruce	1957-58	Hein, Herbert E.	1941-42, 46
Frickley, Herman F.	1941-42, 46	Gould, George P.	1937-39	Hammond, Thomas H.	1882-83	Hein, Marvin G.	1947-48
Friend, Gerald L.	1957-59	Gould, Octavius	1988	Hammer, George	1996-99	Heinz, Edward	1953
Frisbee, Robert M.	1960-61	Graef, Sarah (mgr.)	2000	Handy-Holly, Ken	2017	Helgeson, Gerald D.	1951-53
Fritz, Eugene M.	1947-48	Graffunder, Craig W.	1982-84	Hanke, Carl C.	1919	Henderson, Antoine	1997-99, 2001
Fron, Casey M.	1962	Graham, Christopher	1886	Hankinson, John H.	1964-65	Henderson, Austin	2020
Fruechte, Isaac	2012-14	Graham, Malcolm	1923-24	Hannon, John	1908	Henderson, Kyle	2010-11
Frye, Vern	1954	Graham, Travis	1997-2000	Hansen, H. C.	1915-16	Henderson, Melvin Thomas	1965
Fulgham, James N.	1964-65	Graiziger, Robert A.	1942-45	Hansen, Ronald M.	1951-53	Henderson, Raymond	2007
Fuller, Vincent M.	1972-75	Grandas, Brody	2006	Hansen, Dale W.	1938-40	Henderson, Terrence L.	1981-82
Fulton, James C.	1895-96	Grant, Harry P. "Bud"	1946-49	Hanson, H. F.	1916	Hendrickson, Craig	1989-90
Furst, J.F.	1923	Grant, Kevin	1989-90	Hanson, Harold W.	1925-27	Hendrickson, Harry	1947-49
		Grant, Ryan	2009-12	Hanson, Paul J. (mgr.)	1959	Hendrickson, L. Joe	1950-51
		Granum, Robert C.	1943	Hanson, V. Stanley	1935-36	Hendrickson, Scott	1990
G		Grate, Tim	1996-98	Hanzlik, Robert	1945	Hennessey, Thomas	2006-08
Gagne, Verne	1943	Gray, MarQueis	2009-12	Harbison, Jamel	2013	Henricksen, Dale H.	1973-74
Gail, Jim	1996	Gray, Roger W.	1902	Harden, Mike	1997-98	Henry, Emmanuel E.	1981-82
Gailford, Eugene "Rocky"	1985	Greeley, James Wells	1973-74	Hardin, KiAnte	2015-16	Henry, James G.	1971-72
Gaiters, Chris	1987-89	Green, Brandon	2008-09, 11-12	Harding, E. P.	1891-95	Henry, Jimmy	1998-2001
Gallagher, Luke J.	1922	Green, Brandon	2008-09, 11-12	Hare, Andy R.	1982-85	Henry, Michael	2010-13
Galley, James P.	1980-83	Green, Seth	2017-20	Hargesheimer, Walter G.	1933	Herbel, Brent	1986-88
Gant, Desmond	2015	Greene, Alfred B.	1923	Harlan, Nathan	1945	Herbers, Jacob	2016-19
Ganther, Rod	1993						

ALL-TIME LETTERWINNERS

Herbold, David E.....	1955-57
Herkenhoff, Luke.....	1995-97
Herkenhoff, Matthew.....	1972-73
Herman, James E.....	1971-72
Hermann, Jerry A.....	1966
Herrndon, Tray.....	2007
Hickox, Noah.....	2018-20
Hiestand, Peter.....	1994-95
Higgins, Robert E.....	1941
Hightower, Dean.....	2005-08
Hill, Aaron.....	2010-13
Hirschler, Joseph.....	1940-41
Hitchcock, Raeborn B.....	1983-86
Hmielewski, Drew.....	2017
Hobbins, James R.....	1982-83
Hoberg, Dwaine.....	1948
Hobert, Robert.....	1954-56
Hoefler, Doug.....	1992-93
Hoefler, Royal.....	1929-30
Hoel, J. Robert.....	1936-38
Hoese, Jonathan.....	2007-10
Hoffman, John Durrell.....	1978-79
Hoffman, Sean.....	1997-2000
Hoglin, Dennis M.....	1968
Hobensee, Michael L.....	1981-82
Hohman, Gary Edward.....	1969
Holden, Chris.....	2003, 2005
Holen, Oscar M.....	1909
Holker, Donald R.....	1946
Holland, Melvin.....	2015, 2017
Hollimon, Bryson D.....	1976-77
Holm, George O.....	1949-50
Holmberg, Joseph L.....	1965-66
Holme, Melvin R.....	1951-53
Holmes, Bruce.....	1983-86
Holmes, Jay C. "Courtney".....	1984-85
Holmes, Kevin.....	1993-94
Holmes, Milfred B.....	1975-76
Holmgren, Walter L.....	1917
Holmstrom, Richard P.....	1968
Holmstrom, Wallace.....	1941-42
Holt, Alan.....	1986-88
Holty, Ron.....	1993
Holz, Gordon F.....	1951-54
Honn Jr., Laron J.....	1945-46
Honza, George J.....	1970-72
Hook, Julian.....	1960-62
Hopewell, Paul.....	1988-91
Horning, Lee.....	1990
Horton, Antonio.....	1981
Horton, Charles J.....	1984
Horton, Tony (mgr.).....	1992
Hosack, Aaron.....	2002-03
House, Robert C.....	1977
Hovde, Frederick L.....	1927-28
Howard, Glenn J.....	1979-81
Howard, Lungen Earl.....	1983-85
Howard, Phillip.....	2017-21
Howden, Jordan.....	2018-21
Howell, Harold.....	2007
Hoyt, Charles C.....	1900
Hoyt, W. H.....	1887-88
Hribar, Lloyd F.....	1931-32
Hrycak, Terry.....	1986-87
Hubbard, Frederick Adam.....	1908
Hubbard, Ryan.....	1995-97
Hudak, George W.....	1949-51
Hudson, Otis.....	2006
Huff, Jacob.....	2015-18
Huff, Julian.....	2015-18
Hughes, Curtis III.....	2008-10
Hughes, Kenneth B.....	1980
Hull, David V. (mgr.).....	1951
Hultstrand, Anton.....	1926
Hultkrans, Joel C.....	1918
Hultkrans, R. E.....	1921-22
Humbleker Jr., Richard D.....	1969-70

Humphries, William D.....	1979-82
Hunt Jr., Sam E.....	1935-36
Hunt, Michael A.....	1975-77
Hunter, Juan.....	1992-94
Hunter, Tony F.....	1981-84
Hutton, Lee.....	1996, '98
Hutton, Logan.....	2018-20
Hyde, Neil.....	1925-26
Hypolite, Vincent.....	1992, '96

I

Ibrahim, Mohamed.....	2018-21
Irsfield, James.....	1902-03, 05
Irvine, Mar Keise.....	2021
Irwin, Scott.....	1971-73
Isakson, Gary.....	1988-90
Isom, Justin.....	2001-03
Ittner, William F.....	1904

J

Jackson, Daniel.....	2020-21
Jackson, Frank.....	1987-90
Jackson, Javon.....	1994-96
Jackson, Merrick.....	2016-17
Jackson, Shaun.....	1994
Jackson, Terry II.....	2001-03
Jacobs, Anthony.....	2008-11
Jacobs, Frank M.....	1981-82
Jacobson, Kenneth W.....	1964
Jacoby, Jon R.....	1958
Jacques, Eric.....	2011-12
Jakes, John.....	2006-07
James, Craig.....	2014-15
James, Gregg.....	1995-96
James, Jimmie J.....	1981-82
Jamnik, Joseph J.....	1938-40
Janas, Max.....	2018
Jaszewski, Floyd.....	1947-49
Jaye, Floyd R.....	1947-49
Jelacic, Jon F.....	1955-57
Jelacic, Steven F.....	1960
Jelen, Preston.....	2019-20
Jenke, Noel C.....	1966-68
Jenkins, Kelvin Theodore.....	1979-81
Jensen, Robert.....	1944
Jesewitz, Todd.....	1993-95
Jessen, Delbert.....	1966-68
Josting, Herbert.....	1925-27
Johnsen, Donald A.....	1950
Johnson, Trygve.....	1917, '19, '21
Johnson, Anthony Clark.....	1983-84
Johnson, Antonio.....	2012-15
Johnson, Arnie G.....	1943
Johnson, Carl E.....	1898
Johnson, Cavonte.....	2015
Johnson, Demetrus.....	2001-02
Johnson, Derek.....	1989-90
Johnson, Donald E.....	1947
Johnson, Donald L.....	1917
Johnson, Edward H.....	1950
Johnson, Eric T.....	1982
Johnson, Frank.....	1947
Johnson, Gary G.....	1950-53
Johnson, Jack Lee.....	1978-79
Johnson, John W.....	1950
Johnson, Johnny.....	2008-11
Johnson, Lawrence E.....	1926-28
Johnson, Leland L.....	1939
Johnson, Lloyd.....	1928-29
Johnson, Maurice D. S.....	1934
Johnson, Perry N.....	1915-16
Johnson, R. Laurence.....	1958-60
Johnson, Reuben A.....	1910-12
Johnson, Richard J.....	1958-59
Johnson, Robert Wesley.....	1936-38
Johnson, Roland.....	2012-13
Johnson, Ron.....	1998-2001

Johnson, Syrus H.....	1938-39
Johnson, Tyler.....	2016-19
Johnson, Tyler.....	2007
Johnson, William E.....	1938-40
Johnson, William E.....	1942
Johnston, Lyle A.....	1912
Joiner, Keswic.....	1990-91
Jones, Delvin.....	1998-2000
Jones, Dominic.....	2005-06
Jones, Donovan.....	2013-14
Jones, E.J.....	2006
Jones, Elvin.....	1998-2000
Jones, Ezell.....	1966-68
Jones, Frank D.....	1886
Jones, Gerald D.....	1960-62
Jones, John Lawrence.....	1973-74
Jones, Marcus.....	2011-14
Jones, Michael R.....	1973, 75-76
Jones, Nick (Honorary).....	2005
Jones, Rob.....	1996
Jordan, Crawford.....	1994-97
Jordahl, Payton.....	2015-18
Jordan, F. W.....	1917-18
Joyner, Jay.....	2021
Joyner Jr., Larry.....	1983-86
Juenemann, Justin.....	2017
Juhl, Thomas P.....	1954-56
Juhl, William G.....	1944
Jukich, William R.....	1955-57
Juneau, Timothy R.....	1984
Just, Fred.....	1924-25
Juster, Rubin J.....	1943-44
Justice, Joe.....	1994-95

K

Kafka, Edward.....	1935-37
Kafka, Gerald.....	1944
Kafo, Julien.....	2015-16
Kain, Christine (mgr.).....	2000
Kaiser, Ray.....	1997
Kakela, Wayne.....	1927-29
Kallerup, Nick.....	2020-21
Kaminski, James B.....	1931
Kaminski, William G.....	1925-27
Kanrath, Benji.....	2002-03
Kanzelski, Ronald C.....	1966-68
Kartak, Zack.....	2002
Kasper, Robert E.....	1944-45
Kaufman, Dean.....	1990-92
Kaufmann, Richard.....	1952
Kauth, William W.....	1958-60
Keable, Jerry A.....	1983
Keene, Ralph K.....	1893
Keel, Anthony J.....	1962
Keho, Thomas H.....	1894-95
Keise, Victor.....	2010-11
Keith, Alex.....	2012-15
Keith, Charlton.....	2002
Keller, Kevin John.....	1972-73
Keller, Mark.....	1990
Keller, Ryan.....	1998-2000
Kelly, Richard G.....	1942
Kellin, Kevin R.....	1979-82
Kelly, Adam D.....	1983-85
Kelly, James D.....	1945
Kelly, John D.....	1981-84
Kemp, George M.....	1967-69
Kempth, Steve.....	1996
Kephart, Kenneth N.....	1973
Kereakas, A. Steve.....	1961
Kern, Jack.....	2019
Kersten, Wally T.....	1981
Keschig, Dragan.....	2020-21
Kieft, Ko.....	2017-21
Kienholz, William S.....	1898-99
Kilbourne, Warren.....	1936-38
Killian, Charles T.....	1964-66

Kimbell, Mike.....	1993-94
Kimlinger, Jim (mgr.).....	1995
King, James.....	1988-90
King, John.....	1971-73
King, Ray Wallace.....	1935-37
King, Ronald A.....	1969-71
King, Stafford.....	1914
King, Thomas R.....	1959-61
King, Wayne Ernest.....	1967-68
Kingsley, Norman W.....	1916-18
Kingsriter, Doug.....	1970-72
Kirk, Paul E.....	1928-30
Kirklind, John W.....	1937
Kirksey, Brandon.....	2008-11
Kirkwood, Donnell.....	2010-14
Kirtland, Craig Jeffrey.....	1976-77
Kirkland, Morgan.....	2002
Kirsch, Jacob.....	2015
Kispert, Michael.....	1944-46
Kissell, Michael A.....	1945-46, '48
Kjellman, Kent Louis.....	1976-78
Kjelland, J. S.....	1905-07
Kleber, Kelvin K.....	1955-57
Klefsaas, Kermit.....	1950
Kleinschmidt, Florian A.....	1919
Klick, Florian.....	1936
Klick, Ronald C.....	1966-67
Klietzke, Bryan.....	2009-11
Kloss, Matthew.....	2012
Kneen, Scott.....	1996-97
Knowlton, Warren C.....	1902
Knudsen, Leslie R.....	1934
Kocourek, Brian J.....	1975
Koelfgen, Scott.....	1995
Koenke, Franz A.....	1954-55
Kollner, Robert E.....	1939-40
Koski, Sulo O.....	1931-32
Koska, Stanley C.....	1935
Krajnick, Chris.....	2010
Kramer, Cole.....	2019, 2021
Kramer, George.....	1945
Kramer, Kent D.....	1964-65
Kratovich, Andy.....	1990-93
Kratovich, Paul.....	1993-96
Krause, James W.....	1963-65
Kremer, James E.....	1903-05
Krezowski, Albin G.....	1930-32
Krezowski, Dominic.....	1935-37
Krohn, James Le.....	1964
Krol, John Edward.....	1971-73
Kroll, Howard J.....	1931
Krueger, Thomas R.....	1949-50
Kubes, Charles J.....	1950, '53-54
Kubes, Richard M.....	1954-55
Kucek, Justin.....	2005-08
Kuduk, John V.....	1976, 79
Kuether, Donald O. (mgr.).....	1955
Kuklenski, Kirby Jude.....	1973-75
Kula, Robert.....	1942
Kulbitski, John.....	1936-38
Kulbitski, Victor J.....	1941-42, '44-45
Kullas, Ronald.....	1975-76
Kuppe, Jake.....	1999-2002
Kurus, Michael.....	1994
Kutcheid, John.....	1944-45
Kuusisto, William.....	1938-40
Kuzma, Frank A.....	1937-39
Kuznia, Benjamin.....	2008-09
Kwapinski, Daniel.....	2000-03
Kyle, Jeffrey V.....	1983

L

Laakso, William L.....	1966-68
LaBorde, Dick.....	1990
LaFans, Walter.....	1900-02
Laliberte, Michael J.....	1982
Lair, Eric.....	2008-11

ALL-TIME LETTERWINNERS

Lamers, Jason	2004-05	Logan, Sam	2003	Matilus, Jephete	2012-14	Merrill, Andy	2001
Lampe, Ernest W.	1917-19	Logan-Redding, Jalen	2020-21	Mattern, Joseph	1913	Merrill, E. Clinton	1922-23
Lancello, Joseph F.	1977	Lohmiller, John M. "Chip"	1984-87	Matthews, Keith	2000, '02-03	Merrill Mark C.	1975-77
Langenberg, George W.	1929	Lolar, Morris	1989	Matsson, Hilding	1939	Mertes, Jack A.	1950-51
Langford, Ben	1993-96	Long, C.I.	1915-16	Matula, Terrance G.	1977	Mertz, Ron	1989-90
Langpap, Howard C.	1943	Long, James W.	1966	May, Richard	1952	Meyer, Donald N.	1977-79
Langum, Arvin N.	1949	Long, Mike	1992-93	Mayall, Hershall	1886	Mezera, Ben	1997-2000
Lantz, Michael	2019-20	Loomis, H.C.	1895-97	Maye, KJ	2012-15	Mezzenga, Gabo	2013
Larkin, Arthur E.	1904-06	Loomis, John B.	1896	Mayer, Adam	2016	Mia, Darryl C.	1979-80
Larkin, George A.	1922	Losli, Mark	2002-05	Mayer, Barry L.	1968-70	Michals, Jon	1996-99
Larsen, A. Merle	1938-39	Lossie, Robert A.	1943-44	Mayer, Frank A.R.	1941-15	Michalski, Roger A.	1966
Larsen, Augustus T.	1891-95	Lothner, David C.	1960-62	Mays, Connor	2014-16	Midboe, Steve A.	1975-77
Larsen, David A.	1976	Love, Daron	2007	Mayfield, Curtis W.	1969-71	Middlebrooks, Willie	1998-2000
Larsen, Douglas	1921	Luckemeyer, Dick.	1942	Mays, Drinon	1990-93	Midler, Louis T.	1935-37
Larsen, Erik	1998-2000	Luckemeyer, Thomas L.	1975-77	Mays, Jermaine	1999-2000, '02	Miles, Eddie	1987-89
Larsen, Frank G. "Butch"	1932-34	Lueck, Adam	2010-11	McAfee, Edward S.	1932	Miller, Brodie (mgr.)	2001
Larsen, Gilbert O.	1920	Luger, Richard E.	1948	McAlister, Ralph D.	1946-49	Miller Jr., Donald B.	1962
Larsen, Gregory K.	1958-60	Lumpkin, Sean	1988-91	McAlmon, William	1914	Miller, Monte	1957
Larsen, Richard A.	1955-57	Lund, Francis L. "Pug"	1932-34	McAvoy, Kyle	2014	Miller, Richard L.	1960
Larsen, Richard C.	1959-60	Lundeen, Ralph J.	1946	McAvoy, Luke	2014	Miners, George A.	1918
Last, Kenneth	1964-66	Lundeen, Stephen P.	1967-68	McCall, William A.	1977	Miska, Thomas (mgr.)	1952
Laster, DeNiore	2014	Lundeen, Vincent C.	1938-39	McCarthy, Pat	2003-05	Mitchell, Gerald M.	1948-50
Lauer, Ben	2013-15	Lundgren, Stanley	1932-33	McClintock, Donald M.	1920	Mitchell, L.S.	1922
Lauterbach, L. Joseph.	1941-42	Lundin, John F.	1945, '48-49	McClintock, Ken.	1990-92	Mitchell, Louis	1912
Lavaty, Thomas J.	1969-70	Lundquist, John	1943-45	McCree, Charles	1985-88	Mitchell, Paul A.	1941-43
Lawing, John L.	1972-73	Lushine, James Anton	1940-41	McCree, John A.	1909	Mitchell, W.H.	1882
Lawler, L. B.	1912-15	Lutz, Richard D.	1945	McCreery, Otis C.	1921-22	Mobley, Will	2021
Lawrence, Richard W.	1945, '48-49	Lynn, Jack	2013-16	McCrory, Kobe	2016-17	Moe, Michael D.	1980
Lawrence, Simoni	2008-09			McDonald, Andre	2012	Moe, Michael T.	1985
Layton, Arthur	1991			McDonald, Bishop	2020-21	Moe, Thomas O.	1957-59
Leary, W. C.	1889-92			McElfresh, Logan	2017	Moen, Barrett	2007-09
LeCaptain, Derik	2019-21			McElroy, Mark	2003	Moistad, Alfred G.	1907
Lechner, Edgar H.	1939-41, '43			McElroy, Philip J.	1952-54	Moncreif, Hoyt	1943
Lee, Bobby D.	1967			McGarry, Collin	2009-11	Monroe, Joel	2005-08
Lee, Eric	2000			McGarry, Robert	2004-07	Montgomery, Anthony	2002-05
Lee, Richard H.	1943			McGeary, Clarence	1946	Montgomery, Steven	2012-14
Leganja, Harold	2011-14			McGeer, Albert Henry	1987	Moore, Dan	1996
Lehan, Michael	1999-2002			McGee, Carlos A.	1986	Moore, Gary	2014, 2016-18
Leidner, Matt	2015-16			McGhee, Duke	2014-17	Moore, Hadrian	1988
Leidner, Mitch	2013-16			McGovern, James J.	1946	Moore, Jerald	1988-90
Leksell, Russell E.	1929-30			McGovern, John F.	1908-10	Moore, Mari	1995-98
LeMay, Daniel G.	1980			McGovern, Thomas M. (mgr.)	1967	Moore Jr., Mark M.	1939-40
LeMikewitz, Marek	2011-14			McIntosh, Matt	2002-03	Moore, Steven	2006-08
Lennon, J.J.	1986-89			McKellon, Michael	2007-08	Moore, Tyler	2015-16
Leslie, James C.	1964			McKelvey, John	2015	Moore, Wilbur	1936-38
Leverenz, Jon	1986-87, '89			McKenzie, Kyle	2002-05	Morgan, Lonnie T.	1965
Leversee, Richard M.	1943			McKinley, Cedric	2008-09	Morgan, Robert L.	1970-72
Leverson, Luke	1996-99			McKnight, Dajon	2008-11	Morgan, Tanner	2018-21
Levine, Grayson	2011-14			McLaury, John	1920	Mortko, Jeff W.	1983-84
Levin, Tony	1993-95			McMahon, Michael W.	1954	Morrel, Clifford	1914
LeVoir, Marvin A.	1936-38			McManus, Erin	1997	Morris, Charles K.	1924
LeVoir, Vernal A. "Babe"	1933-35			McManus, Phil	1944	Morris, Henry S.	1887
Levy, Leonard B.	1939-41			McMenomy, Sean	1995	Morrow, Jeff W.	1975-77
Lewis, Christyn	2010-11			McMillan, William W.	1962	Morse, Guilford A.	1914
Lewis, Glenn M.	1979-80			McMoore, Donald W.	1950	Morse, Matt	2017-18
Lewis, John	1991-92			McMullen, Dwayne K.	1982-84	Mortell, Peter	2012-15
Lewis, Robert	1993			McNaboe, Ben	2019-20	Mortensen, Tony	2005-08
Lidberg, Carl L.	1923-24			McNair, William W.	1882	Mosko, Frank	1973-74
Liggett, Robert B.	1901			McNamara, Richard "Pinky"	1954-56	Moss, Brian	2005
Light, William G.	1969-71			McNamara, Robert	1951-54	Mottla, Zach	2011-12
Lilja, Roy	1942			McNeil, Robert L.	1960-61	Moudry, Frank W.	1914
Limatta, Dan	1987-89			McNeil, Jack	1946	Moulton, Malcolm	2011
Lilleberg, B. Jon	1981, '83-84			Meadowcroft, Arthur H.	1973-75	Mourer, Kenneth R.	1969
Lindblom, David F.	1956-57			Meagher, Ira E.	1926	Moyle, Ted D.	1921
Lindenberg, Cody	2020-21			Mealey, Robert	1947-49	Mudd, Roland L.	1961
Lindgren, Gordon F.	1951			Means, George E.	1887	Mueller, Douglas P.	1984-87
Lindmeier, Paul	1949			Mecklenburg, Karl B.	1981-82	Mueller, George F.	1899
Lindquist, John A. (mgr.)	1956			Meeds, Alonzo D.	1888	Muir, William C.	1892-93
Lingen, Brandon	2014-17			Meighen, Joseph F.	1951-53	Mulholland, David K.	1959-61
Lipka, Keith	2003-05			Meili, William F.	1925	Mulholland, Steven D.	1982
LiSanti, Dan	1991-92, '94			Meinke, Jason	2007-08	Mullaney, Mark	2005
Litman, Neil N.	1939-41			Meisel, Todd	2005-07	Mullen, Scott J.	1968-70
Litten, Charles W.	1966-68			Meissner, George A.	1959	Mulligan, D. Gregory	1983, '85
Lloyd, Rhys	2003-04			Melander, Jon	1986-89	Mulin, Thomas A.	1971
Loechler, Thomas L.	1960-61			Melander, Rian	2002-03	Mulvena, John	1941-42
Loewen, Fred D.	1973-75			Melcher, Gary W.	1958	Mulvena, John J.	1959-61
Loquist, Kraig A.	1963-64			Mernik, Joseph M.	1939-40	Mulvey, Arthur	1925

ALL-TIME LETTERWINNERS

Munding, Richard..... 1949-51
 Mundy, James H. 1914
 Munn, Clarence L. "Biggie"..... 1929-31
 Munsey, William 1960-62
 Murdock, Jason 1995
 Murphy, Gregory V. 1983
 Murphy, Tom J. 1978-79
 Murray, Eric 2012-15
 Murray, Steve 2001
 Murrell, John H. 1925
 Murtha, Gregory T. 1978-79
 Myers, David I. 1956
 Myre, Charles 1938-39
 Myrick, Jalen 2013-16
 Myrum, George B. 1921-22

N
 Naddy, Kevin W. 1975-76
 Nagurski, Bronislav "Bronko"..... 1927-29
 Najarian, Peter M. 1982-85
 Narcisse, Roderick 1992
 Nash, George A. 1937-38
 Ndondo-Lay, Robert..... 2014-15
 Neils, Steven L. 1971-73
 Nelson, Averal E. 1949
 Nelson, Curtis E. 1969
 Nelson, Devin 2012
 Nelson, Earl W. 1930-31
 Nelson, Greg 1994-97
 Nelson, James B. 1941-42
 Nelson, Malcolm L. 1983-84
 Nelson, Marshall R. 1940
 Nelson, Philip 2012-13
 Newsom, O. Jerome 1964-66
 Ngekia, Sahr 2013
 Nicholson, Mike 2002-05
 Nickerson, Fred W. 1886
 Nicoulin, Claude 1897-98
 Nixon, David H. 1967-69
 Nixon, Paul 2001-03
 Noel, Dana E. 1978-80
 Nolan, Mathew 1944
 Nolan, W.R. 1920
 Nolander, David E. 1975
 Nolander, Donald A. 1940-42
 Nomellini, Leo J. 1946-49
 Nord, Fred 1962-64
 Norton, Jeff 2001
 Novak-Goar, Connor 2019
 Nubin, Tyler 2019-21
 Nuessle, A.G. 1903-04
 Nydahl, Malvin 1926-28
 Nygren, Jeff 1968-69
 Nystrom, Dan 1999-2002

O
 O'Bradovich, Michael J. 1942
 O'Brien, Casey 2019-20
 O'Brien, Henry 1906
 O'Brien, J.J. 1925-26
 O'Brien, James J. 1969-70
 O'Brien, Patrick 1991, '93-94
 O'Hara, Les. 1987-90
 Odgaard, Dean H. 1958-60
 Odson, Urban L. 1939-41
 Oech, George 1905
 Oech, Vernon M. 1934-35
 Oen, Roy J. 1931-33
 Ohde, Walter R. 1933
 Ohlgren, Earl A. 1937-39
 Ohlsen, W.J. 1930
 Ohnstad, John C. 1891
 Oja, Bert A. 1928-29
 Oja, Brent (mgr.) 2004
 Oliver, Braelen. 2018-19, 2021
 Olsen, Steve J. 1974-75
 Olson, Bruce G. 1981

Olson, Charles L. (mgr.) 1961
 Olson, Conner 2017-21
 Olson, Cyril S. 1921-22
 Olson, Donald A. 1950
 Olson, Edward C. 1980-82
 Olson, Edward Jr. 2010-13
 Olson, Ralph C. 1941
 Olson, Ralph O. 1921
 Olson, Tommy 2011-14
 Olosnoski, Lawrence R. 1945-47
 Ommen, Bruce (mgr.) 1990
 Onwuachi, Derrick. 2007-09
 Orgas, Frederick A. 1979-82
 Orman, Michael T. 1964
 Orseske, Dan 2010-11
 Orton, Ryan 2008-11
 Osei, Astein 1998-99, 2001
 Oseland, Quinn 2016-18
 Osmundson, Arnold J. 1957-59
 Oss, Arnold C. 1919-21
 Oster, Alton 1928
 Oster, Fred 1922-23
 Osterman, Aaron 1992-94
 Ostrand, P.M. 1910
 Ostrom, G.E. 1912-13
 Ottemowo, Ezezi 2018-21
 Otte, George B. 1898-99
 Otto, Craig 1985-87
 Ouren Jr., Marvin G. (mgr.) 1950
 Owens, Brandon 2004-05

P
 Paffrath, Robert W. 1938-40
 Page, L.A. 1898-1901
 Pahula, Anthony J. 1967-69
 Palmer, Loren L. 1943
 Paquette, Francis J. 1968
 Paquette, Patrick J. 1977-78
 Parent, Kenneth T. 1945
 Park, Jack H. 1960-61
 Parkyn, Henry A. 1895
 Parry, Ivan A. 1898
 Parson, Ray A. 1968-69
 Paschka, Gordon 1939-41
 Pattee, Richard S. 1902
 Patterson, Eugene L. 1890-93
 Patterson, Tony 2000-03
 Paulson, Craig A. 1982-84
 Paulson, Jake 2018-20
 Pawielski, John 2002-05
 Payne, Logan 2004-06
 Pearson, Nate 1996
 Pearson, Prince 1991-92
 Peaslee, Verne F. 1930
 Pedersen, Win C. 1937-39
 Pelletier, Gerald W. 1961-63
 Pelphrey, Randall Paul 1983-86
 Penn, Ed 1985, '87
 Penovich, Kent 1980
 Penlaw, Robert 1924-26
 Peppe, Michael A. 1978-81
 Perault, James A. 1961
 Peretti, Michael W. 1970-71
 Perkins, James H. 1975-76
 Perko, John 1942
 Perkovich, John P. 1961-62
 Perry, Ben 2011-14
 Persby, Andy 1998-99
 Petersen, Melvin J. 1939
 Peterson, Eric A. 1980
 Peterson, J. Todd 1979-82
 Peterson, Larry J. 1963-64
 Peterson, Lloyd W. 1922-24
 Peterson, Nick 1992
 Peterson, Richard W. 1965-67
 Peterson, Russell C. 1962
 Peterson, William S. 1943

Pettibone, George T. 1894-95
 Pettijohn, Lyle L. 1908-09
 Pharmer, Arthur 1927-29
 Philippe, James 1957
 Phillips, John W. 1919
 Pickering, Perry 1986
 Pickering, Earle T. 1909-11
 Piel, Michael F. 1983
 Piepkrorn, Aaron 1989-92
 Pihlstrom, Mike 1988
 Pillsbury Sr., John S. 1898
 Pillsbury, Alfred F. 1886-92
 Pinckney, Nyles 2021
 Pinkstorn, Robert L. "Rob" 1984
 Pinnix, Amir 2004-07
 Pirsig, Jonah 2013-16
 Pittman, David 2008-09
 Plankers, A.F. 1908
 Plath, Roger W. 1975
 Pisek, Lincoln 2012-14
 Plunkett, Warren F. 1940-41
 Politano, Stephen R. 1971-72
 Pollard, Donald 1985-86
 Poock, Cody 2015-17
 Poole, Curtese 1998-2000
 Posthumus, Jarod 2003-05
 Potts, Treyson 2019-21
 Potvin, Richard 1934
 Powell, Larry D. 1973
 Powers, Daniel P. 1960
 Powers, Harry W. 1909-11
 Prairie, William W. 1980
 Prawdzki, Robert R. 1960-62
 Prescott, Scott 1950-52
 Pribyl, Thomas E. 1971
 Pribyl, Walter D. 1968-69
 Pride, John D. 1974-75
 Prige, Brad 1977-99
 Proffitt, William E. 1932-34
 Prudden, Peter 2000-03
 Pryor, Michael K. 1983-85
 Puchtel, Scott K. 1974-75
 Puk, David E. 1982-85
 Puk, Steven W. 1984
 Pukema, Helge E. 1939-41
 Pulkrabek, Leslie L. 1928-29
 Pullens, Glenn B. 1947-48
 Pulver, Dale E. 1945
 Pung, Joseph E. 1962
 Purmort, John G. 1954
 Pylatiuk, Greg E. 1982

Q
 Quinn, Joseph 2001-03
 Quinn, Kenneth B. 1971
 Quist, Albert J. 1914-15
 Quist, Dale 1952-54

R
 Rabe, John 2011-12
 Rabel, Gene W. 1963
 Rackley, Derek 1996-99
 Rader, Luke 1943
 Radermacher, Walter M. 1908
 Rahn Jr., Andrew D. 1929
 Rajala, John O. 1963-65
 Rajala, Randolph R. 1967
 Rallis, Michael 2008, 2010-12
 Rallis, Nick. 2013, 2015-16
 Ramerth, Michael J. 1974
 Ramey, Deryl L. 1965
 Ramlet, Dave 2013-14
 Ramseth, Paul R. 1962-63
 Randall, Todd M. 1971-73
 Rankin, Lee N. 1969-71
 Rapko, Michael 1943
 Rappana, Dale W. 1944-45

Rasmussen, Luke 2016
 Rasmussen, Randy R. 1980-83
 Rasmussen, Robert F. 1955-57
 Rau, Jerome E. 1952-54
 Rauh, Mathew L. 1968
 Raveling, Ronald 1950-51
 Rawlings, Josh 1997-99
 Raymond, A.C. 1912
 Rechtin, Dan A. 1984-87
 Redmann, Chad 2001-02
 Redmon, Telis 1999-2001
 Reed, Dwight T. 1935-37
 Reed, Melville E. 1882
 Reed, Richard D. 1983-85
 Reed, Russell J. 1951
 Reem, Matthew 1992, '94-95
 Reese, James E. 1957-58
 Reese, Mario 2003-06
 Reeves, Spencer 2009-12
 Reger, Will 2017
 Register, Hunter 2017
 Regnier, P.M. 1919-20
 Reid, Alan D. 1982-83
 Reid, Anthony 1984
 Reid, Darrell 2001-04
 Reid, Michael 1963-64
 Reierson, Gary H. 1964-66
 Reinsen, Robert P. 1929-30
 Reilly, Troy 2006-07
 Reinhardt, Thomas 1943-45
 Rennebohm, Dale H. 1933-35
 Renner, Sam 2017-19
 Rennis, George 1934-35
 Renzi, Ronald P. 1982
 Rhem, Steve 1989
 Rhoda, Conor 2016-17
 Rhodus, Steve 1985-87
 Rhoney, Ernest (video ass't) 1995
 Richard, Antoine 1995-98
 Richardson, Roselle 1986-87
 Richardson, Steven 2014-17
 Richmond, Johnathan 2001-04
 Richter, Logan 2019-21
 Richter, Sam 1988
 Ricker, Max W. 1904
 Riddell, Donald 1927
 Riebeth, Clinton E. 1929-30
 Riley, Karon 1999-2000
 Riley, Samuel A. 1935-36
 Riley, Thomas M. 1939-40
 Rindels, Ryan 1996-99
 Ring, Harvey 1935-36
 Ring, Rolland J. 1941
 Ringer, Charles Judd 1940-41, '45
 Rios, Chuck 1990-91, '93-94
 Roalstad, Douglas J. 1968
 Robb, Michael S. 1979-82
 Robbins, Thomas M. 1958-60
 Robertson, Lynn 1912-13
 Robinson, Bradbury N. 1931-32
 Robinson, Charles J. 1910
 Robinson, Horace 1889-90
 Robinson, Malcolm 2019
 Robinson, Wayne 1949-51
 Rodgers, Fred 1996-99
 Roedel, Donald J. 1950
 Roetman, Robert 1947-48
 Rog, Frank J. 1953
 Rogers, Ace 2015-16
 Rogers, Edward L. 1902-03
 Rogers, George C. 1899
 Rogers, James F. 1958-60
 Rogers, Robert 1991-93
 Rogind, Paul C. 1976-79
 Rognlie, Myron D. 1962-64
 Roller, William 1984
 Rolit, C. Manning 1922-23

ALL-TIME LETTERWINNERS

Thomas, Virgil E.....	1980	VanDeSteege, Willie.....	2005-08	Westerman, Scott M. (mgr.).....	1987	Witherspoon, Clayton.....	2019
Thome, Chris.....	1988-90	VanDeWalker, Bruce.....	1964-65	Westphal, William P.....	1942	Withus, Rick.....	1979-82
Thome, Rick.....	1992-94	VanDusen, Richard C.....	1944-45	Wettstein, Jordan.....	2011-12	Wojciechowski, Mike.....	2001-04
Thompson, Clarence "Tuffy".....	1935-36	VanDuzee, Everett N.....	1924-25	Weyler, Jared.....	2016-18	Wojcik, T.P. "Ted".....	1938
Thompson, Cedric.....	2011-14	Vant Hull, Fred.....	1939-40	Whaley, Kevin.....	2009	Wohlhuter, Jon (mgr.).....	2000
Thompson, Darrell.....	1986-89	Veit, Andrew.....	1990-93	Wheaton, Richard M.....	1949-51	Wolartsky, Drew.....	2013-16
Thompson, Jeffrey F.....	1977-79	Verco, A. Ray.....	1904	Wheeler, Emerson "Buzz".....	1946	Wolkow, Lance.....	1990-93
Thompson, John D.....	1969-70	Veldman, Robert W.....	1970-72	Wheeler, James J.....	1960-61	Wolkow, Todd.....	1991, '93-94
Thompson, Robert L.....	1949-51	Venturine, Ryan.....	1996-98	Wheeler, Roger B.....	1924-26	Wolkow, Troy.....	1985-88
Thompson, Seth.....	2006	Vereen, Brock.....	2010-13	Wheeler, Timothy A.....	1964-66	Wood, John K.....	1980-82
Thompson, Stephen T.....	1968-70	Versich, Collin L.....	1962	Wheelwright, Ernest IV.....	2004-07	Wood, Larry R.....	1972
Thompson, Steven K.....	1983-84	Vertin, David.....	1991-94	White, Craig R.....	1982-83	Wood, Willis J.....	1952
Thorman, Ryan.....	2000	Vevea, Zach.....	1998-2001	White, Daryn.....	1994	Woods, Clarence.....	2001
Thorp, Walton W.....	1901-04	Vidal, James.....	1909	White, Earl "Deon".....	1995	Woodson, Johnny.....	1994-95
Thorn, Festus.....	1919-21	Vigil, Joseph T.....	1983	White, Garry L.....	1977-80	Woodworth, Richard E.....	1896
Tiff, Floyd J.....	1899-1901	Vita, Theodore.....	1904-06	White, Greg.....	1999-2001	Wozniak, Nate.....	2014-17
Timberlake, Byron H.....	1889-91	Vojvodich, Michael.....	2020	White, Harry E.....	1890-92	Wright, Devon.....	2011-14
Timm, Leroy C.....	1928-29, '31	Volkmann, Richard J.....	1973	White, Maurice.....	2000	Wright, Dylan.....	2021
Timms, Youshoub.....	2013, 2015-16	Von Behren, Theron.....	1998	White, Michael J.....	1969-70, '72	Wright, Garrison.....	2016-17
Tingelhoff, Pat.....	1988-90	VonSchlegell, Victor.....	1898	White, Quentin.....	2002-04	Wright, Jeffrey R.....	1968-70
Tinsley, Gary.....	2008-11	Vonderhaar, Mark R.....	1981-82	White, Rolland H.....	1949	Wright, Michael W.....	1957-59
Tobin, Paul H.....	1912			White, Tony.....	1987	Wright, Pat.....	1990
Tobin, Steve A.....	1975-76, '78-79			Whitlow, Ray E.....	1964-66	Wright, Paul W.....	1970-72
Tollerson, Paul H.....	1970-71	W		Whitson, Zane Trey.....	1989	Wrightson, Harold L.....	1936-38
Tollefson, R. I.....	1912-13	Wagner, Thomas R.....	1959	Widseth, Dean K.....	1946-48	Wrobel, James C.....	1968-69
Tomasek, Anthony.....	1919	Waldor, N. Theodore.....	1924	Widseth, Edwin C.....	1934-36	Wrobel, Ronald R.....	1973, '75-76
Tonn, Mark R.....	1979	Waldron Jr., Hicks B.....	1943	Wiest, M.A.....	1906	Wykes, Tris (mgr.).....	1991
Tonnemaker, F. Clayton.....	1946-49	Walker, Brock.....	2019-20	Wilcox, Manly A.....	1941-42	Wyman, A.D.....	1915-16
Toussaint, Mackenzy.....	2000	Walker, Clinton L.....	1895	Widung, Richard K.....	1940-42	Wynn, Ryan.....	2008, 2010-11
Tow-Arnett, Jeffrey.....	2007-09	Walker, De Wayne M.....	1981	Wile, Russell F.....	1935	Wysszynski, Ken R.....	1976-78
Tow-Arnett, Nathan.....	2012	Walker, James C.....	1912	Wiley, Cam.....	2019-20	Wyrick, Jimmy.....	1996-97, 1999
Tow-Arnett, Nick.....	2007-09	Walker, Trevor.....	1993-94	Wilhte, D. L.....	2009-12		
Townley III, John L.....	1941	Walker, Wallis J.....	1893	Wilke, Elmer H.....	1938	Y	
Townley Jr., John L.....	1914-15	Wallace, Donald C.....	1921	Wilkinson, Charles B. "Bud".....	1934-36	Yackel, Kenneth J.....	1954-55
Trampe, Raymond G.....	1935	Wallace, Jakari.....	2003-05	Wilkinson, Rob (mgr.).....	2000	Yates, Richard J.....	1957
Tranch, Martin E.....	1888	Walley, Justin.....	2021	Willard, William D.....	1888	Young, John P.....	1907-09
Trask, B. E.....	1886-88, 90	Wallin, Gerald R.....	1957-58	Williams, Brian.....	1886-88	Yous, Frank M.....	1955-57
Travis, Damarius.....	2012-14, 2016	Wallin, Ronald.....	1951-52	Williams, Bryce.....	2018-21	Yurick, Bob.....	1989
Trawick, Leon A.....	1967	Wallinder, Arthur.....	1911-12	Williams, Claude A.....	1915		
Trestman, Marc Marlyn.....	1974-75	Walsh, John J.....	1969	Williams, David.....	1985-87	Z	
Trickett, Matthew.....	2021	Walsh, John W.....	1969	Williams, Don.....	1993-96	Zachary, Percy J.....	1952
Trip, Trint.....	1986-88	Walsh, Leonard P.....	1925-27	Williams, Everett.....	2014-15, 2017	Zacho, Brett D.....	1987
Triplett, Nathan.....	2007-09	Walthower, Thomas.....	1971-72	Williams, Henry L.....	1917	Zavadsky, Adam (mgr.).....	1995
Turek, Terry J.....	1981	Wangerin, William.....	1993	Williams, John McKay.....	1965-67	Zak, James M.....	1962
Turnaciff, Robert D.....	1944	Wangness, Matt.....	2000	Williams, Ken.....	2002	Zemke, Val.....	2000
Turnquist, A. A.....	1915	Ward, Eli.....	2000-03	Williams, Lamanzer.....	1994-97	Zitzloff, Ray D.....	1962
Tuszka, Rhody P.....	1955-57	Warkentien, Willis.....	1938	Williams, Lewis Ben.....	1989-90	Zochert, Blake.....	2000
Tuszynski, Louis.....	2015	Warner, Dale.....	1948-49	Williams, Mark.....	2017	Zubar, Ivan S.....	1982-83
Tuttle, George K.....	1925-26	Warner, Frank J.....	1935-37	Williams, Mark (mgr.).....	1989	Zupetz, John H.....	1947-49
Twedell, Francis.....	1936-39	Warnock, R.W.....	1918	Williams, Marquette.....	1992		
Tyree, Richard L.....	1970	Warren, J.B.....	1898	Williams, Maxx.....	2013-14		
		Washington, George D.....	1974-75	Williams, Parc.....	1995-98		
U		Wasurick, Bo.....	1997-98	Williams, Rodrick Jr.....	2012-15		
Ubl, Myron G.....	1931	Waters, Jaylen.....	2016-17	Williams, Scott.....	1992-95		
Ukkelberg, Edgar W.....	1926-28	Watkins, Kenny.....	2012	Williams, Vernon M.....	1916-18		
Ukkelberg, Erie Edgard.....	1954-55	Watson, Dave.....	1994	Williams, Wayne H.....	1942-45		
Ukkelberg, Ross.....	1986-88	Watson, Sylvester X.....	1980	Williamson, Chris.....	2018-19		
Umlor, Nate.....	2017-18	Watson, Tommy.....	1996	Williamson, Desiray C.....	1974-77		
Undersander, Chris (mgr.).....	2004	Weber, Adam.....	2007-10	Williamson, Jason.....	2020		
Upchurch, Danny.....	2002	Weber, Blake.....	2015	Willis, Donald.....	2019-21		
Upchurch, Richard.....	1973-74	Weber, Henry R.....	1943	Willis, Jeff.....	2009-10		
Uram, Andrew.....	1935-37	Weber, Robert R.....	1974-77	Wilson, Curtis.....	1965-67		
Ustruck, Jerry.....	1946	Weblen, Russell A.....	1920	Wilson, Damien.....	2013-14		
Utech, Ben.....	2000-03	Webster, George B.....	1903	Wilson, Gregg M.....	1972-74		
U'u, Logan.....	2008	Wechbacher, Ronald E.....	1980-81	Wilson, Kevin J.....	1983-86		
		Weeks, Brady.....	2019-21	Wilson, Leonard A.....	1916		
V		Weinzierl, Michael.....	1979	Wilson, Norries.....	1984-86		
Vail, James B.....	1918	Weipert, Joseph S.....	1982-83	Winchell, Horace V.....	1882		
Valentine, Justin.....	2004-07	Welch, George Michael.....	1941	Winfield Jr., Antoine.....	2016-19		
Van Campen, Charles H.....	1893	Weld, Bob.....	1935-37	Winfield, Vernon H.....	1969-71		
Van Dyme, Harry.....	2019	Wells, David P.....	1950	Winkelman, Joseph M.....	1985		
Van Every, Harold.....	1937-39	Wells, Derrick.....	2011-14	Winkler, Joel G.....	1897		
Van Nest, Leland S.....	1916	Wells, Marshall.....	1930-33	Wintermute, John S.....	1966-68		
Van Sant, Grant.....	1895	Welter, Craig.....	1987	Wipson, Christopher.....	2014		
Van Valkenburg, H.J.....	1900-02	Werden, Marty.....	1987	Wirtanen, Glen.....	1964		
Vance, Bradley.....	2001-02	Wesiel, George F.....	1905	Wise Jr., Charles E.....	1916		
VanderWoude, Mark B.....	1984	West, Ben.....	2001-03	Witham, Bryce.....	2016-20		

ALL-TIME CAPTAINS

1882	A.J. Baldwin, RB		Edwin Widseth, T		Ray Hitchcock, C		Mark Setterstrom, OG
1883	John W. Adams, C	1937	Ray King, RE		Norris Wilson, OT	2006	Mike Sherels, LB
1884	<i>No Captain</i>	1938	Francis Twedell, RG	1987	Rickey Foggie, QB		Matt Spaeth, TE
1885	Howard T. Abbott, QB	1939	Win Pederson, LT	1988	Jason Bruce, FL	2007	Tony Brinkhaus, C
1886	Howard T. Abbott, QB				Chuck McCree, CB		Amir Pinnix, RB
1887	Alfred Pillsbury, QB	1940	Bob Bjorklund, C		Brian Williams, C		Mike Sherels, LB
1888	B.E. Trask, LE		Bill Johnson, E	1989	Darrell Thompson, RB		John Shevlin, LB
1889	Alfred Pillsbury, QB	1941	Bruce Smith, LH		Mac Stephens, LB		Steve Shidell, OT
		1942	Dick Wildung, RT				Willie VanDeSteege, DE
1890	Horace R. Robinson, C	1943	Paul Mitchell, T	1990	Mike Sunvold, DT	2008	Steve Davis, LB
1891	William C. Leary, HB		Clifford Anderson, E		Frank Jackson, FS		Eric Decker, WR
1892	William C. Leary, HB	1944	<i>Game Captains</i>	1991	Sean Lumpkin, DB		Willie VanDeSteege, DE
1893	James Madigan, C	1945	<i>Game Captains</i>		Patt Evans, TE		Adam Weber, QB
1894	Everhart Harding, RG	1946	Robert Sandberg, QB	1992	Keith Ballard, OL	2009	Garrett Brown, DL
1895	August T. Larson, LG	1947	Steve Silianoff, C		Andre Davis, LB		Lee Campbell, LB
1896	John M. Harrison, LE	1948	Warren Benson, C		Marquel Fleetwood, QB		Eric Decker, WR
1897	John M. Harrison, LE	1949	Howard Brennan, C		Ted Harrison, OL		Simoni Lawrence, LB
1898	George E. Cole, QB		Clayton Tonnemaker, C	1993	Dennis Cappella, DL		Eric Small, DL
1899	Buzz Schandrett, RE				Antonio Carter, RB		Adam Weber, QB
		1950	Dave Skrien, FB		Russ Heath, LB		
1900	L.A. "Bert" Page, Jr., C	1951	Wayne Robinson, C		Robert Rogers, OL	2010	Jon Hoesel, FB
1901	Warren Knowlton, FB	1952	Richard Anderson, G	1994	Chris Darkins, RB		Brandon Kirksey, DL
1902	John Flynn, LG	1953	Paul Giel, HB		Ed Hawthorne, DL		Kim Royston, DB
1903	Edward Rogers, LE	1954	Bob McNamara, HB	1995	Justin Conzemius, DB		Adam Weber, QB
1904	Mose Strathern, C	1955	Mike Falls, G		Chris Darkins, RB	2011	Game Captains Only
1905	Earl Current, FB	1956	Dean Maas, C		Todd Jesewitz, OL	2012	Keanon Cooper, LB
1906	Earl Current, FB	1957	Jon Jelacic, E		Craig Sauer, LB		MarQueis Gray, QB
1907	John Schuknecht, RH	1958	Mike Svendsen, C	1996	Gann Brooks, OL	2013	Lee Campion, OL
1908	Ney Dunn, capt. elect <i>(died before the season)</i>	1959	Mike Wright, T		Jerome Davis, DL		Aaron Hill, LB
	Orren Safford, FB				Ben Langford, LB		Brock Vereen, DB
1909	John McGovern, QB	1960	Greg Larson, C		Cory Sauter, QB		Ra'Shede Hageman, DT
		1961	John Mulvena, G	1997	Tutu Atwell, WR	2014	Mitch Leidner, QB
1910	Lisle Johnston, FB	1962	Dick Enga, C		Crawford Jordan, DB		Cedric Thompson, DB
1911	Earl Pickering, FB	1963	Milt Sunde, T		Cory Sauter, QB	2015	Briean Boddy-Calhoun, CB
1912	Paul Tobin, FB	1964	Joe Pung, C		Parc Williams, LB		Mitch Leidner, QB
1913	Donald Aldworth, RE	1965	Paul Faust, G	1998	Troy Duerr, OT		KJ Maye, WR
1914	Boles Rosenthal, C	1966	Chuck Killian, C		Antoine Richard, DT		Eric Murray, CB
1915	Bernie Bierman, LH	1967	Tom Sakal, RH		Parc Williams, LB	2016	Mitch Leidner, QB
1916	Bert Baston, LE	1968	Noel Jenke, LB	1999	Tyrone Carter, SS		Brandon Lingen, TE
1917	George Hauser, RT	1969	Jim Carter, FB		Billy Cockerham, QB		Jack Lynn, LB
1918	Norman Kingsley, FB				Ben Hamilton, C		Damarius Travis, S
1919	Ernest Lampi, RH	1970	Jeff Wright, DHB			2017	Game Captains Only
		1971	Bill Light, LB	2000	Ben Hamilton, C	2018	Game Captains Only
1920	Neal Arnston, QB	1972	Bob Morgan, QB		Sean Hoffman, LB	2019	Game Captains Only
1921	Larry Teberg, LT	1973	Mike Steidl,		Karon Riley, DE	2020	Game Captains Only
1922	Oliver Aas, C	1974	Ollie Bakken, LB	2001	Jack Brewer, FS	2021	Game Captains Only
1923	Earl Martineau, QB		Jeff Selleck, C		Derek Burns, C		
1924	Ted Cox, RT	1975	Keith Simons, DT		Jimmy Henry, LB		
1925	Herman Ascher, RH	1976	Tony Dungy, QB		Ron Johnson, WR		
1926	Roger Wheeler, RE	1977	Steve Midboe, DT	2002	Asad Abdul-Khaliq, QB		
1927	Herb Joesting, FB	1978	Stan Systma, DE		Michael Lehan, CB		
1928	George Gibson, LG	1979	Alan Blanshan, DT	2003	Asad Abdul-Khaliq, QB		
1929	<i>Game Captains</i>		Glenn Bourquin, TE		Dan Kwapinski, DT		
			Mark Carlson, QB		Ben Utecht, TE		
1930	Win Brockmeyer, RH	1980	Marion Barber, TB		Eli Ward, FS		
1931	Clarence Munn, LG	1981	Ken Dallafior, OT	2004	Greg Eslinger, C		
1932	Walter Hass, QB	1982	Ed Olson, C		Justin Fraley, FS		
1933	Roy Oen, C	1983	Randy Rasmussen, C		Rian Melander, OT		
1934	Francis "Pug" Lund, HB	1984	Mark Vonderhaar, OT		Darrell Reid, DE		
1935	Glen Seidel, QB	1985	Jon Lilleberg, OG	2005	Greg Eslinger, C		
1936	Julius Alfonso, HB		Peter Najarian, LB		Anthony Montgomery, DT		
		1986	Mark Dusbabek, LB		John Pawielski, FS		



ALL-TIME NUMBERS

#0
Rashod Bateman (2020)
Justin Walley (2021)

#1
Tutu Atwell (1994-97)
Wendell Avery (1975-79)
Brendan Beal (2012)
Trumaine Brock (2008)
Mike Brown (1993)
Michael Carter (2009)
Brandon Green (2009-12)
Andy Hare (1981)
Kelvin Jenkins (1980)
Ryan Keller (1997-2000)
De'Niro Laster (2014)
Keith Matthews (2001-03)
KJ Maye (2013-15)
Dwayne McMullen (1982-84)
Kenneth Page (1985, 1987)
Robert Sandberg (1946)
Brodrick Smith (2008)
Rodney Smith (2016-19)
Calvin Swenson (2019-21)
Andre Thaddies (1988-91)
Paul Westerhaus (1973-74)
Ernie Wheelwright (2006-07)
Quentin White (2005)
Cam Wiley (2020-21)

#2
Bob Bartholomay (1950)
Jack Brewer (1998-2001)
Guy Brown (1986)
Elwin Burdette (1977)
Ryan Collado (2007-10)
Chris Galters (1987-89)
Isaiah Gentry (2015-17)
Brandon Green (2008-17)
Paris Hamilton (2003-2004)
Ge'Shun Harris (2011)
Walter Hausken (1946-50)
Phillip Howard (2019-21)
Jacob Huff (2017-18)
Juan Hunter (1990-94)
Dior Johnson (2016)
Dominic Jones (2005-06)
Zack Kartak (2000-01)
Jeff Kleinheinz (1980)
William McCall (1973-76)
Tanner Morgan (2018-16)
Scott Richards (1981-82)
Craig Scruggs (1995-98)
Ervin Sloan (1983-84)
Troy Stoudemire (2012)
Cedric Thompson (2013-14)
DeWayne Williams (1979)

#3
MJ Anderson (2019-21)
Chris Autman-Bell (2018)
Gregory Barlow (1973-76)
Brent Berglund (1989)
Mike Carroll (1972)
Bryan Cupito (2003-06)
Jerry Gibson (2017-18)
Andre Gilbert (1982-83)
Ki'ante Hardin (2015-16)
Glenn Howard (1977-81)
Harold Howell (2007)
Lee Hutton (1994-98)
John W. Johnson (1950)
Ron Johnson (1999-2001)
Arvin Langum (1949-50)
Keith Lattimore (1990-92)
Ryan Lee (1993)
Martez Shabazz (2012-13)
Charles McCree (1985-88)
Trey Potts (2020-)

Kim Royston (2009-11)
Calvin Stoll (1948)
Derrick Wells (2014)
Cam Wiley (2019)

#4
Neal Abraham (1948)
Adekunle Ayinde (2015-17)
Trumaine Banks (2003-06)
Clint Brewster (2007)
Shannon Brooks (2018-19)
Hay Carpenter (2009-10)
Theodore Crenshaw (1949-50)
Albert J. Conery (1973-76)
Keanon Cooper (2009-12)
Fred Foggie (1988-90)
Herman Frickey (1946)
Kim Harrier (1972)
Antoine Henderson (1997-2001)
Mar'Keise Irving (2021)
Clark Johnson (1983)
Donovahn Jones (2013-14)
John Lewis (1991-92)
Chas. Lindekugel (1947)
Dan LiSanti (1990)
Mike Long (1993)
James Marcella (1977)
KJ Maye (2012)
Albert McGee (1987)
Carlos McGee (1985-86)
Sean Parone (2001-02)
Terrell Smith (2018-)

#5
Zack Annexstad (2018-21)
Tony Brown (1981)
R.J. Buckner (2006-07)
Damien Cannaday (2000-01)
Glen Cieslewicz (1982, 1984)
Billy Cockerham (1996-99)
Rafael Cooper (1994-95)
Everette Faunce (1946-48)
MarQueis Gray (2009-12)
Trenton Guthrie (2020)
Brent Herbel (1986-89)
Holland, Melvin (2016-17)
George Hudak (1949-50)
Troy Jackson (1983)
Johnny Johnson (2008-11)
Marcel Jones (2005)
Jalen Myrick (2015-16)
Greg Olson (1980)
Nyles Pinckney (2021)
Jeff Rosga (1991-93)
Dominique Sims (2000-04)
Chris Streveler (2014-15)
Dick Stromwall (1972-73)
Bob Stroup (1979)
Stan Systma (1974-78)
Jo Weber (2000)
Marty Warden (1985)
Damien Wilson (2013-14)
Pat Wright (1990)

#6
Richard Anonsen (1947-50)
Michael Carter (2010-11)
Alex Daniels (2005-06)
Doug Emilien (2021)
Miles Fleming (2021)
Eugene Gailord (1985)
Derrick Harvey (1994-96)
Rodney Heath (1993)
Jimmy Henry (1997-2001)
Tray Herndon (2007)
Tyler Johnson (2016-19)
Mark Larsen (1976)

Grayson, Levine (2012-14)
Gene McAlister (1950)
Da'Jon McKnight (2010-11)
Frank Mosko (1972-75)
Les O'Hara (1987-90)
Aaron Piepkorn (1991-92)
William Prairie (1977-78, '80)
Ace Rogers (2015)
Brett Sadek (1983-84)
Omar Salas (1990)
Todd Stout (1981-82)
Kevin Whaley (2009)
Quentin White (2002-04)
Warren Williams (1946)
Chris Williamson (2018-19)

#7
Chris Autman-Bell (2019-21)
Kahlen Barnes (1994)
Kim Becker (1972)
Shawn Boerboom (1981)
Tyronne Bouie (2011)
Solomon Brown (2019-21)
Bill Bye (1946-50)
Darrell Cochran (1950)
Travis Cole (2000-01)
Eric Decker (2006-09)
Ray Estes (2018)
Marcus Evans (1989-90)
Ken Handy-Holly (2017)
Rodney Heath (1995-96)
Chris Hawthorne (2011)
Dean Kaufman (1988)
Steve Kempf (1998-99)
Mitch Leidner (2013-16)
Luke Levenson (1997-99)
Tom Luckemeyer (1975-77)
Matt Martinez (1985-86)
Bruce Olson (1980-81)
Scott Sigman (1973)
Phillip Sutton (1982-83)
Moses Taylor (1991-94)
Mark Tonn (1978-79)
Damarious Travis (2012-16)
Jakari Wallace (2002-2005)
Tony White (1987-88)

#8
Asad Abdul-Khaliq (1999-03)
Tommie Ash (1974-75)
John Bentley (1988-91)
John Bobinski (1986-87)
Mike Chalberg (1993-95)
Keith Dimmy (1996-98)
Kerry Glenn (1981-84)
Robert Hary (1946)
John Hoffmann (1976-79)
Duke McGhee (2014-17)
Bill McMoore (1948)
Bob Morgan (1972)
Spencer Reeves (2009-12)
Thomas Rush (2018-)

#9
Joel Brown (1986-88)
Eric Carter (2014-17)
Tony Dungy (1973-76)
Harry Elliott (1946-48)
Mike Hohensee (1981-82)
Daniel Jackson (2020-)
Pierre Jackson (2003)

Alex Keith (2014-15)
Mark Keller (1989)
Christyn Lewis (2010-11)
James Manuel (2012-13)
Keith Massey (2005-06)
Dick May (1949-50)
Drinon Mays (1990-93)
Chuck McGrew (1972)
Greg Murphy (1983)
Greg Nelson (1994-97)
Phillip Nelson (2012-13)
Otomewo, Esez (2018-21)
David Pittman (2008-09)
Curtse Poole (1998-2000)
Anthony Reid (1984)
Craig Sauer (1991)
Curtis Thomas (2007)
Gary Tinsley (2008)
Gary White (1977-80)

#10
Kelly Adam (1984-85)
Harold Alquist (1926)
Lawrence Carlson (1965-67)
John Coatta (1977)
Chuck Cosetta (1974)
Craig Curry (1969-71)
Paul Giel (1951-54)
Chris Giel (1951-54)
Chris Krislewicz (1972-73)
Steve Malnar (1959)
Jim Malosky (1946-50)
Donald Miller (1960-61)
Robert Nitolo (1988)
Larry Peterson (1962-64)
Greg Pylatiuk (1978-79)
Jeff Rosga (1990)
Timothy Salem (1981-82)
Marty Warden (1987)
Steve Winum (1975-76)
**NOTE: Number 10 was re-retired Sept. 24, 1991, in honor of Paul Giel.*

#11
Duane Baglion (1947)
Greg Baumhauer (1989-91)
Walter Bowser (1968-70)
Demry Croft (2015-17)
Michael Dixon (2020-)
Steve Edling (1980)
Keith Edwards (1976-79)
Mike Frankberg (2006-07)
Robbie Gray (1990)
Antonio Johnson (2012-15)
Rob Jones (1992-96)
Mike Makings (1972-73)
Bill McMoore (1949-50)
Don Olson (1948)
Gerald Pelletier (1961-63)
Robert Peplaw (1926)
Andy Persby (1997-99)
Matt Poreba (2001)
Jarod Posthumus (2002)
Roselle Richardson (1985-87)
Greg Roessler (1974-75)
William Rolfer (1981-84)
Thomas Sakal (1965-67)
Max Shortell (2011-12)
Joseph Salem (1958-60)
Desi Steib (2004-07)
Troy Stoudemire (2008-11)
Tom Uram (1955)
Buzz Wheeler (1946)
Antoine Winfield Jr. (2016-19)

#12
Anthony Aitkin (1993)

Moses Alipate (2009-11)
Melvin Anderson (1969-71)
Duane Blaska (1960-62)
Mark Carlson (1976-79)
Paul Carlson (1986-87)
Mike Chambers (2005-06)
Billy Cockerham (1995)
Robert Cox (1956-58)
Adrian Crawford (1991-93)
Tai'yon Devers (2018-19)
Gerald Eisenberg (1954-55)
John Fahry (1958)
Christin Fraley (2000-04)
Mike Frankberg (2005)
Jalen Glaze (2020-21)
Bud Grant (1946)
Andrew Haines (1963-65)
Thomas Hamner (1996-99)
Andy Hare (1982-85)
Michael Jacobs (2004)
Don Jobe (1949)
Kesciw Joiner (1987-88, 1990)
Cole Kramer (2021-)
Steve Lawring (1972-73)
Stuart Leisz (1950)
George Matchan (1926)
Andre McDonald (2012)
Donald McMoore (1950)
Steven Montgomery (2013)
Damlola Ogundipe (2007-08)
Steve Olsen (1974-75)
Cody Pook (2015-17)
Glenn Pullens (1947-48)
Hunter Register (2016-17)
Duane Ruzynski (1995)
Laurence Schmitt (1951-53)
Eric Smith (1994)
Willie Starks (1981)
Ray Stephens (1966-68)
Bill Swats (1980)
Howard Tyson (1950)

#13
Adam Bailey (1995)
Rashod Bateman (2018-19)
Jonathan Celestin (2014-17)
Adrian Crawford (1991)
Adam Ernst (2003-04)
Derek Fisher (1989-92)
Andrew Greg (1926)
James Glowack (1956)
James Gordon (2019-21)
Brodry Grandas (2005)
Trevis Graham (1998-2000)
Bud Grant (1947-50)
Joe Halama (2004)
Kevin Mazzu (1974)
Michael McKelton (2006-09)
Sean Murphy (1981)
Jim Olson (1980)
Dale Quist (1954)
Richard Reed (1984-85)
Paul Rogind (1976-79)
Tim Schade (1993-94)
Scott Streiff (1986-88)
Willard Tuomi (1950)
Jo Weber (2000-01)
Derrick Wells (2011-13)
Ken Williams (2001-02)
Sperguson Wynn III (1995-96)

#14
Brady Boyd (2021)
Glenn Cardelli (1978-82)
John Carlson (2004)
Steve Carlson (1983)
Donald Cassidy (1954)
Tom Cates (1946)
Zo Craighton (2016-17)

ALL-TIME NUMBERS

Bruce Daugherty (1947)
Eric Fucker (2005)
Marquel Fleetwood (1988-92)
Rickey Foggie (1984-87)
Isaac Fruechte (2012-14)
Dick Gregory (1949-50)
Preston Gruening (1998-2002)
Bob Haake (1955-58)
Kyle Henderson (2010-11)
Jim Herman (1970-72)
Laurence Johnson (1958-60)
Steve Kempf (1998)
Craig Kirtland (1976)
Brian Kocurek (1973, 1975)
Cole Kramer (2019)
Jerome Krohnfeldt (1953)
Greg Mitchell (1968)
Dan Moore (1993-97)
Casey O'Brien (2019-20)
Damola Ogundipe (2009)
Braelen Oliver (2018-)
Kevin Peters (1977)
Robert Rutherford (1951)
Robert Sadek (1961-63)
Richard Stolp (1969)
Chris Streveler (2015)
Gary Tinsley (2008)
Leonard Walsh (1926)
Curtis Wilson (1965-67)

#15

Ray Armstrong (1985-86)
William Bevan (1963-65)
Jaquawanda Burns (2020-21)
Joe Burgoyne (1951)
Mike Cadwell (1970)
Geno Cappelletti (1953-54)
Jacob Clark (2019)
Desmond Gant (2015)
Clayton Gay (1926)
Robert Gelle (1950)
Philip Hagen (1967-69)
Jamal Harris (2004-07)
Brad Howe (1983)
Marcus Jones (2011-14)
Richard Larson (1955-57)
Bob Leivermann (1958)
Gus Martin (1997)
Jermaine Mays (1998-2002)
Joel Monroe (2005)
Dean Rasmuson (1982)
Conor Rhoda (2014-17)
Duane Ruzynski (1993)
Scott Schaffner (1987-91)
Mark Silianoff (1973-75)
Steve Silianoff (1972)
Jack Simmons (2008)
Terrance Simmons (1976-79)
Traye Simmons (2008-09)
SANFORD STEPHENS (1959-61)
Lin Stream (1962)
Bob Sudler (1978-81)
Clayton Tonnenaker (1946-49)
Don Williams (1992-96)
Everett Williams (2015-17)

#16

Michael Baker (1985-88)
Aric Berquist (1991)
Bob Bjorklund (1970)
John Bogard (1957)
Burton Bonn (1955)
Earl Bruhn (1946)
John Carlson (2005-06)
Gary Colberg (1960)
Bryan Cupito (2002)
Nick Davidson (1980-81)
Michael Dean (1991)
Carter DeLaittre (1942)

Coney Durr (2016-21)
Fulton (1926)
Bob Granum (1943-44)
John Hankinson (1962, 64-65)
Jamel Harbison (2012-13)
Mike Harden (1996-99)
Scott Heese (1978)
Hampton Hook (1983)
Randy Hoverman (1978)
Don Johnson (1947)
Jeff Jones (2015)
Kirby Kuklenski (1972-75)
Ben Kuznia (2007-09)
Merle Larsen (1938-39)
Richard Larson (1969)
Rhys Lloyd (2003-04)
Stafford Lott (1945)
Robert Manney (1954)
Angus McNeely (1977)
Steven Montgomery (2012-14)
Gene Murphy (1958)
Matthew Rauh (1966-68)
Johnny Santaga (2019)
Craig Sauer (1992-95)
Van Sestino (1940)
Joe Smith (1976)
Keith Stolen (1948-50)
Burton Storm (1936)
Jesse Westlund (1999)
Jude Wimberger (1995)
Steve Wingert (1979)
Lance Wolkow (1990)
Clarence Woods (1999-2001)
Dylan Wright (2021)

#17

Harold Barnhart (1926)
Aric Berquist (1990)
Mark Fest (1989)
John Force (1966-68)
Kenneth Foxworth (1976-80)
Vincent Fuller (1972-75)
Seth Green (2017-20)
Alan Holt (1984-88)
Jacob Huff (2015-16)
Logan Hutton (2012-14)
Ryan Iversen (1998)
Clark Johnson (1981)
Ryan Kelly (1991)
Dick Lawrence (1948-50)
McAuid (1927)
John Morgan (2005)
Robert Morgan (1969-71)
Tony Mortensen (2005-08)
Alex Neist (1999)
Jeff Noblin (1982)
Larry Olsonoski (1946-47)
Tony Patterson (1999-03)
David Pilkey (1950)
Jim Reese (1956-59)
Cory Sauter (1993-97)
Kenneth Sebree (1990-92)
Donald Swanson (1951-55)
Tom Teigen (1960-62)
Bruce Van De Walker (1963)
T.J. Wentzel (2007)
Glen Wirtanen (1964-65)

#18

Nick Ambrasas (1998-99)
Howard Brennan (1947-50)
Mark Brownstein (1944)
R.J. Buckner (2008-10)
Antoine Burns (2000-02)
Stephon Delarosby (1989)
Micah Dew-Treadway (2019-21)
Scott Eckers (1990-94)
Derrick Engel (2012-13)

Gregg Eskridge (1982)
Gil Fash (1971-73)
Clay Gray (2017-)
Ronald Gohde (1954-55)
Dennis Hale (1966-68)
Garrison Harmann (1995)
Dick Heeb (1943)
Bob Higgins (1941-42)
Anton Hulstrand (1926)
Jeffrey Kyle (1983)
Terrance McLean (1959-60)
Jacques Perra (1952-60)
Ven Pollock (1958)
Derek Rackley (1955-98)
Paul Ramseth (1961-63)
Ryan Santoso (2014-17)
Dave Sauer (1953)
Max Schmitt (1956)
Ahmad Shareef (1978)
Mike Stensrud (1979-81)
Paul Strong (1985-88)
Clark Taube (1935-37)
Marc Trestman (1974-77)
Justin Valentine (2004-07)

#19

Clarence Arendsee (1926)
Bola Awobamise (1997)
Adam Bailey (1996-98)
David Baldrige (1965-67)
Bob Barnes (1942)
Kenneth Beiersdorf (1946-50)
Thomas Bieneman (1968-69)
Richard Buendorf (1986)
Darryl Castile (1982-83)
Grande (1927)
Kevin Grant (1987-90)
Harlan Hurd (1935)
Walter Jones (1976-78)
Benji Kamrath (1999-03)
Kenneth LaPage (1953-54)
Drew Lechner (2005)
Kraig Lofquist (1962)
Adam Lueck (2010-11)
Mike Maciejowski (2005-08)
Mike Mason (1970-72)
Jack Mertens (1950)
Mike Moe (1984-85)
Gary Moore (2014-18)
Jason Murdock (1995)
Averial Nelson (1950)
William Nelson (1963)
Tom Pence (1979)
Lewis Potter (1975)
Perry Rhodus (1959)
Keonte Schad (2019)
Steve Schoepke (1974)
John Shearer (1938-40)
Alan Slavik (1993-94)
Tim Soliday (2006)
Roger Smith (1973)
Rob St. Sauver (1990-92)
Ron Wechbacker (1980-81)
Wayne "Red" Williams (1943-45)

#20

Rick Adams (1987-88)
George Adzick (1973-76)
Jubril Akinwale (2000-01)
Tim Alderson (1970-72)
Elmer Bailey (1977-79)
Justin Chatman (2007)
Chris Cohen (1989-91)
Justin Conzemius (1992-95)
Bob Daniels (1946)
Bob Hammel (1948)
Jonathan Hammer (1967)
Hardy (1927)
Albert Harris (1963)

George Hudak (1951-52)
Julian Huff (2015-18)
Justin Isom (2001-03)
Larry Joyner (1982-86)
Mike Kimbell (1990)
Donnell Kirkwood (2010-14)
Jerry Kolander (1940)
Harold Leigh (1959)
Jim McGee (1944)
Robert Meredith (1953)
Don Miller (1962)
Malvin Nydahl (1926)
Eugene Newton (1938)
Brandon Owens (2004-05)
Ryan Rindels (1995)
Harvey Ring (1934-36)
Fred Rodgers (1996-99)
Jack Stuhlman (1947)
Leonard Swanbeck (1931)
Jay Thomas (2008-09)
DeWayne Walker (1980-81)
Ray Whitlow (1964-66)
Donald Willis (2019-21)
Edgar Ziegler (1950)

#21

John Ahlquist (1949)
Marion Barber III (2001-04)
John Bolinger (1972)
Terry Brown (1961-63)
Ray Buford (1942)
Jermel Carr (1993)
Gary Couch (1984-87)
Lawrence Esser (1950)
Maurice Forte (1967-68)
Roy Freiermuth (1989-91)
Hank Frese (1958)
James Gallery (1980-83)
James Gillum (2012-13)
Orville Gilmore (1973-74)
Gordon (1926)
Walt Hargesheimer (1932-33)
Justus Harris (2020-21)
Eugene Hatfield (1964-66)
Melvin Holland (2015)
Jason Johnson (1994-96)
Kelvin Jenkins (1959)
Duane Jennett (1973-54)
Delvin Jones (1997-2000)
Bob Kelson (1948)
James King (1989)
Simoni Lawrence (2008-09)
Robert Lewis (1934-35)
Daron Love (2006-07)
Kenneth MacDougall (1931)
Kamal Martin (2017-19)
Scott Ramsdell (1992)
Tom Reed (1991)
Kenneth Schultz (1958)
Robert Schultz (1955-57)
Tim Sharp (1970)
Brian Snyder (1975-78)
Brock Vreen (2010-13)
Bryce Williams (2018-)

#22

Don Athur (1953)
Jeremy Baltazar (2012-13)
Douglas Beaudoin (1972-75)
Duane Bennett (2007-11)
Warren Beson (1946-48)
Paul Blanchard (1981-83)
Jeff Borchardt (2014-15)
Gary Breault (1977)
Steve Breault (1978)
Bros (1926)
Brown-Stephens, Michael (2020-)
Geno Capelletti (1951-52)

Tyrone Carter (1996-99)
George Champlin (1931-33)
Paul Dagner (1980)
Albert Fischer (1960-62)
George Geelen (1940)
Orville Gilmore (1976)
Mike Gist (1992-94)
Courtney Holmes (1985)
Mike Hook (1991)
Sam Hunt (1934-36)
Craig James (2014-15)
James King (1989-91)
Robert Kolliner (1937-38)
Carl Kroening (1949)
Dave Lindblom (1956-58)
Herschel Lysaker (1958)
David Manlove (1950)
Stewart Maples (1965-65)
Laurence Maroney (2003-05)
Kobe McCrary (2016-17)
Eric McManus (1995)
Angus McNeely (1979)
Bronko Nagurski (1927)
Dave Nelson (1968)
Benny Sapp III (2018-19)
Bret Steger (1993)
Tyrone Stenzel (1988)
Craig Welter (1987)

#23

Dominique Barber (2004-07)
Shannon Brooks (2016-17)
Arland Bruce (1998-99)
Steve Caizzo (2022-23)
Michael Carter (2012)
Steve Chealas (1973)
Don Clarquist (1975-76)
Justin Conzemius (1991)
Bill Crockett (1962, 1964)
David Egbert (1990)
DeLeon LaPage (2008-10)
Bryan Green (1991)
Dick Halverson (1958)
Dale Hanson (1934)
Mark Hendricks (1974)
Jamilie Holtz (1992)
Lungen Howard (1981)
Jordan Howden (2018-)
Terry Jackson II (2000-03)
Crawford Jordan (1993-97)
Paul Kangas (1989)
Joe Kriegl (1990)
Grayson Levine (2011)
Ralph Lundeen (1940)
Walter Mark (1931)
William Matheny (1935-37)
Jack McNeill (1946, 1948)
Art Mulvey (1926)
Dana Noel (1977-80)
Mike Pettiti (1969-70)
Treyson Potts (2019)
Doug Roalstad (1967-68)
EJ Sardinha (2014)
Terry Stewart (1984-88)
Craig White (1982-83)

#24

Ron Anderson (1968-70)
Frank Barle (1936)
Kahlen Barnes (1995-98)
Andre Brown (1999-2000)
Mark Buehler (1979)
Elwin Burditt (1976)
Ansel Carter (1995)
Mike Chalberg (1991)
Edward Christian (1964)
Don Clarquist (1975)
Derek Collier (1984)
Melvin Erickson (1937-38)

ALL-TIME NUMBERS

Vern Gagne (1946, 1948)
 Andre Gilbert (1980-81)
 Steven Goldberg (1973)
 Brody Grandas (2005-06)
 Stan Hanson (1934-35)
 Jerome Bob Hary (1942)
 John Hass (1931)
 Rodney Heath (1994)
 Drew Hmielewski (2017)
 Mohamed Ibrahim (2018-)
 Duane Jurgens (1978)
 William Kauth (1957-60)
 Mark Keller (1988, 1990)
 Robert Lewis (1990-93)
 James Manuel (2010-11)
 Lawrence Marko (1977-78)
 Dick May (1951)
 Adam Mayer (2016)
 Dick McNamara (1954-56)
 Joe Memrik (1939-40)
 Kenneth Parent (1945)
 Ed Penn (1985-87)
 Mike Perfetti (1971)
 Steve Politano (1972)
 Alan Reid (1982-83)
 Wayne Robinson (1949-50)
 Earl Roles (1961)
 Gary Russell (2004-05)
 Stu Scheer (1943)
 Marcus Sherels (2007-09)
 James Singleton (1989)
 Tom Smith (1944)
 Rodney Smith (2015)
 Leif Strand (1926)
 Fred Techel (1952)
 Danny Upchurch (2001-02)
 Byron Williams (2003)
 Kenneth Yackel (1953)

#25

Terrance Blayne (1993-96)
 Herbert Braun (1944)
 Demetrius Chism (1982-83)
 Tim Dandridge (2008-09)
 Anthony Davis (1979-80)
 Howard Davis (1981)
 Judge Dickson (1959-61)
 Ukeo Dozier (2000-04)
 Malcolm Eiken (1932-35)
 Bill Elliott (1946-49)
 William Garner (1954)
 George Gibson (1926)
 Dick Gregory (1951-52)
 Morris Greenberg (1931)
 M. "Bubby" Holmes (1973-76)
 Phillip Howard (2017-18)
 Preston Jelen (2019-)
 Clayton Jordahl (2015-18)
 Payton Kirtland (1977)
 Kerm Klefsaas (1950)
 Eric Lee (1999)
 Chip Lohmiller (1984-87)
 Lance Marcusson (1978)
 John Marquesen (1969-71)
 Michael McMahon (1953)
 Louis Moentenich (1939)
 Ben Morrow (1967)
 George Nash (1937-38)
 Brad Prigge (1997-99)
 Tim Shaver (1990)
 Matt Sheldon (1988-91)
 Robert Smith (1992)
 Thomas Smrekar (1962)
 Bob Soltis (1956-59)
 Benjamin St-Juste (2019-20)
 Matt Sutton (1931)
 Jay Thomas (2006-07)
 Devon Wright (2011-14)

#26

Brod Aiits (1974)
 Chris Anders (1995)
 Arlie Bomstad (1957-59)
 De'Vondre Campbell (2013-15)
 Ted Christensen (1948)
 Duran Cooley (2006-07)
 Ryan Duffy (2001-03)
 Jerry Eisenberg (1956)
 Marcus Evans (1986-87)
 Roger Frazier (1976-77)
 Clorenzo Griffin (1999-2000)
 Jason Hagman (1995)
 Garrison Harmann (1994)
 Justus Harris (2017-19)
 Derrick Harvey (1993)
 Reid Haviland (2006)
 Bob Kelson (1947)
 Steve Kempf (1996-97)
 John King (1946)
 Craig Lofquist (1963-64)
 Ken Lumpkin (1988-91)
 Joe Malinowski (1973)
 Chip Mosley (1992)
 Walter Ohde (1931-33)
 Walter Pribyl (1967-69)
 Dale Quist (1952-54)
 Mike Rallis (2007-12)
 Dwight Reed (1934-37)
 Mike Robb (1978-82)
 Dave Sauer (1954)
 Tom Serie (1984)
 Hussain Shakir (2004-05)
 Charles Smith (1960-61)
 Bruce Suneson (1965-66)
 Fred Techel (1951)
 Dick Wheaton (1949-50)
 Roger Wheeler (1926)
 Paul Wright (1960-61)
 Blake Zochert (1998-2000)

#27

Donald Beattie (2002)
 Aric Berquist (1995)
 Warren Berry (1984-87)
 Dick Blakely (1955)
 Shannon Brooks (2015)
 Tom Chandonnell (1958)
 David Cobb (2011-14)
 Kirk Dyer (1990)
 Bob Gossage (2018)
 Trevis Graham (1997)
 Mitchell Gray (1927)
 Brian Hairston (1975-78)
 G. Richard Harren (1963-64)
 Walter Hass (1931-33)
 Joe Justice (1994-95)
 Chad Kolander (1941)
 Tim Korby (1983)
 Bobby Lee (1965-67)
 Luke Levenson (1996)
 Al Maeder (1926)
 Ralph McAllister (1946-50)
 Charles Myre (1937-39)
 Tyler Nubin (2019-)
 Todd Randall (1971-73)
 Jack Rooney (1934-35)
 Jack Schlichting (1981)
 Everrett Sesler (1988)
 Terrence Sherrer (2006)
 Richard Sullivan (1956)
 Calvin Swenson (2017-18)
 Kyle Theret (2007-10)
 Virgil Thomas (1979-80)
 Cedric Thompson (2011-12)
 Nate Tubbs (1993)
 Eli Ward (1999-2003)
 Simon Wing (1999)
 Jeff Wright (1968-70)

#28

Samad Cain (2003-04)
 William Chorske (1955-58)
 Jim Dennerly (1931-33)
 Dennis Felix (1963)
 Jonathan Femi-Cole (2017-18)
 Gaston Garrido (1984-86)
 George Gould (1936-39)
 Tim Grate (1994-98)
 John Grygelko (1948)
 John Guentzel (1990-93)
 Terrence Henderson (1981-82)
 Neil Hofland (1953)
 John W. Johnson (1950)
 George MacKinnon (1926)
 Kevin Mannion (2006-08)
 Eddie Miles (1987-89)
 William Munsey (1960-62)
 Jalen Myrick (2013-14)
 Dan Nystrom (1999-2002)
 Gary Pegues (1983)
 Dennis Prokofsky (1959)
 George Rennix (1934-35)
 Lloyd Russ (1927)
 Walter Smith (1991)
 Tom Smith (1978-79)
 Brett Steger (1994)
 Steve Turnbull (1973)
 Bobby Weber (1974-77)
 Mike White (1969-72)
 Thomas Williams (1966)
 Jason Williamson (2020)

#29

Buzz Anderson (1960)
 Richard Armstrong (1976)
 Mike Albert (1999-2000)
 Josh Aune (2019-)
 Scott Bargfrede (1974-75)
 Brian Boddy-Calhoun (2012-15)
 Mike Brown (1991)
 Jim Cairns (1962)
 Dennis Carter (1984-87)
 John Cristy (1948)
 Ralph DeYoung (1950)
 Carlton Djam (2016)
 Archie Givens (1963)
 Jason Hagman (1996-98)
 Harold Hanson (1926)
 Fred Hartwig (1981-82)
 Scott Hesse (1979)
 Irving Hill (1988)
 Tom Johanson (1977)
 Ray Kaiser (1994)
 Scott Koellflog (1993-95)
 George McPartin (1931)
 Richard Peterson (1937-38)
 Amir Pinnix (2004-07)
 Tom Pribyl (1971-72)
 Richard Revak (1959)
 Anthony Richards (1990-91)
 Theodore Russell (1969)
 Shady Salamon (2008-11)
 Robert Tanner (1927)
 Clarence Thompson (1935-36)
 Dan Vollmer (1973)
 Tommy Watson (1992)

#30

Eric Amoako (2016)
 Don Bailey (1947-48)
 Ed Bifulk (1978, '80-81)
 Erwin Burg (1932-34)
 Lee Campbell (2006-09)
 Wade Compton (1990)
 Dale Conant (1985, '87-89)
 Ernie Cook (1969-71)
 Ron Engel (1951-52)
 Mike Gary (1926)

Rudy Gmitro (1935-37)
 Ben Hanson (2005)
 Harold Hanson (1927)
 Joe Hedges (1944-45)
 Joe Hendrickson (1949-50)
 Mike Henry (2011-13)
 Jon Jelinek (1960)
 Noel Jenke (1966-68)
 John Jones (1973-75)
 Ray Kaiser (1995)
 Bob Kolliner (1939-40)
 Brad Moon (1972)
 Jack Moore (1943)
 Jerard Moore (1986)
 Greg Mulligan (1982-84)
 Don Olson (1946)
 Mike Orman (1963)
 Aaron Osterman (1991-94)
 Pat Paquette (1976)
 Harold Paulsen (1938)
 Larry Pinson (2000)
 Mike Reuteman (1981)
 John Richmond (2001-04)
 Craig Schleisman (1979)
 Bernard Smith (1958)
 John "Pete" Somers (1931)
 Thomas Wagner (1959)
 Gerald "Ron" Wallin (1957)
 Matt Wangsness (1999-2000)
 Chris Wipson (2014-15)
 Jimmy Wyrick (1995-99)

#31

Riley Austin (1998)
 Phil Archer (1999-2002)
 Don Bailey (1946)
 Cole Banham (2012-14)
 Matt Bong (1991)
 Steve Breault (1975-78)
 Rene Capo (1979)
 Ray Close (1936)
 Terrell Combs (2008)
 Rich Crawford (1968-70)
 Chris Eng (1979)
 Kenneth Fischman (1954)
 Jason Giannini (2005-07)
 Dave Gorretta (1972)
 Eric Harmon (1994)
 Doug Heidenreich (1950)
 Dennis Hoglin (1965, 1967)
 Ron Holly (1992-93)
 Henry Jabbra (1937-39)
 Willie Jude (1997)
 Bill Kaminski (1926)
 Paul Lindmeier (1950)
 Eric Murray (2012-15)
 Averal Nelson (1948)
 Paul Pinkert (1941)
 Michael Reid (1961-64)
 James Rogers (1958-60)
 Peter Schuff (1934-35)
 Al Settembrino (1988-91)
 Marcus Singletary (2009)
 Brett Steger (1995)
 Bob Stroup (1980-82)
 Louie Sylvester (1995)
 Kiondre Thomas (2017-19)
 Seth Thompson (2004)
 Ryan Venturine (1996-98)
 Rick Volkman (1971, 1973)
 Russ Willis (1931-33)
 Kevin Wilson (1983-86)

#32

Curt Bach (1977-78)
 Terrance Campbell (2004-05)
 Timothy Cashman (1961-62)
 Lou Clare (1970-72)
 Donny Dalton (1997)

Dick Dargis (1952)
 Berkley Edwards (2014-15)
 Lamonte Edwards (2011)
 Gary Getchman (1987)
 Octavius Gould (1988)
 Dwaine Hoberg (1947-49)
 Zack Kartak (2002)
 Dick Kauffman (1951)
 Darroel Knoerr (1926)
 Peter Najarian (1982-85)
 Curtis Nelson (1967)
 Brandon Owens (2003)
 Ron Renzi (1979-80)
 Tellis Redmon (1998-2001)
 John Roning (1931-33)
 Mike Ryan (1950)
 Keonte Schad (2020)
 Donald Skoy (1968)
 Mark Smith (1989-92)
 Nathan Triplett (2006-09)
 Mike Turgeon (1986)
 Andy Uram (1935-37)
 Tommy Watson (1993-96)
 O'Doll Williams (1973)
 Desi Williamson (1974-76)

#33

Pudgy Abercrombie (1985)
 Rahim Arik (1997)
 Tommy Becker (2006-07)
 Brian Bonner (1987)
 Sam Brady (1973-76)
 Jason Brouwer (1986)
 Quentin Burdick (1931)
 Renato Fitzpatrick (1998-2002)
 Herman Frickey (1941-42)
 Gary Getchman (1988)
 Bob Hammel (1949-50)
 Andrew Harte (2014-15)
 D'Vion Harris (2020)
 Marvin Hein (1947-48)
 Melvin Holme (1951-52, '54)
 Julian Hook (1960-62)
 John Houle (1979)
 Tony Hunter (1982-84)
 Herb Joesting (1926-27)
 Gary Johnson (1953)
 Merlin Kiserp (1944-46)
 Tom MacLeod (1970-72)
 Kurt Mangum (1978)
 Eric McManus (1996)
 Bob Paffrath (1938-40)
 Loren Palmer (1943)
 Al Pappas (1932-33)
 Logan Payne (2003)
 Chuck Rios (1990-94)
 Fred Rodgers (1995)
 Grant Ryser (2019-20)
 Johnny Sampy (2005)
 Sam Scroggins (2004)
 Rex Sharpe (2008-09)
 Mike Sherels (2004)
 Bernard Smith (1959)
 Gregg Smith (1980)
 Tyrone Stenzel (1989)
 Rhody Tuszko (1955-58)
 John Walsh (1967-69)
 Frank Warner (1935-37)
 Timothy Wheeler (1965-66)
 Devon Williams (2021)

#34

Ray Antil (1934-36)
 Jay Brooks (1974)
 Keith Brown (1975-78)
 James Carter (1967-69)
 Glen Cieslewicz (1980-81)
 Jeremy Faue (2004-05)
 Clement Felix (1959)

ALL-TIME NUMBERS

Kenneth Filbert (1937-38)
 Dave Fritze (1972)
 Mike Galloway (1999-2000)
 E. Manny Henry (1982)
 Joe Hirschler (1939-41)
 Tyler Johnson (2007-08)
 E.J. Jones (2006)
 John Kellenberger (1956)
 Kelvin Kleber (1955)
 Richard Kubes (1954)
 Dan LiSanti (1991-94)
 Bob Lossie (1943-44)
 Ralph Lundeen (1945)
 Boye Mafe (2019-21)
 Bryan Magnuson (1963)
 Jephite Matilus (2012-14)
 Erin McManus (1997)
 Rick Meyer (1988-90)
 Jerald Moore (1987)
 Michael Mullen (1998)
 Steve Murray (1999-2001)
 Malcolm Nelson (1983-84)
 Ray Oen (1931-33)
 John Pawielski (2002-05)
 Randy Rasmussen (1979)
 Donald Riddell (1926)
 Joseph Scheitlin (1970)
 Bob Searcy (1948)
 Antonio Shenault (2015-18)
 Bobby Singletary (1985-86)
 Mark Soteber (1971)
 Andre Taté (2007-08)
 Emery Trotter (1942)
 Anthony Tyskiewicz (1961)
 Brock Walker (2019-21)
 Bo Wasurick (1995)
 Verdis Webb III (1995-96)
 John Williams (1965-66)

#35

Johnny Anderson (2019)
 Frank Bachman (1954-55)
 Frank Barle (1935)
 John H. Bartelt (1938-40)
 Ray Bates (1936-37)
 John Bertolt (1938-40)
 Jay Bevan (1934)
 Dan Boyd (1988)
 Jason Cooper (1999)
 Dick Enga (1962)
 John Gardner (1942)
 George Geelan (1941)
 Robbie Gray (1991)
 Thomas Hamner (1995)
 Jon Hoese (2007-10)
 Lee Horning (1990)
 Vincent Hypolite (1992-94)
 Donald Johnson (1952)
 Wayne Kakela (1927)
 Mike Laliberte (1979-82)
 Derik LeCaptain (2021-)
 Dale Lindsley (1950)
 Derrick Martin (1990)
 John Matthews (1974-77)
 Phil McManus (1944-45)
 Richard Nelson (1943)
 Jerome Newsom (1964-66)
 Tom Nicklow (1989)
 John O'Keefe (1987)
 Ryan Rindels (1996-99)
 Thomas Robbins (1957-60)
 Paul Rudolph (1971-72)
 Dominic Schultz (2013)
 Steve Siliannoff (1946-47)
 Donovan Small (1983-86)
 Judd Smith (2006)
 Henry Tasche (1968-70)
 Seth Thompson (2006-07)
 Ray Tometz (1931)

Mackenzey Toussaint (2000)
 George Tuttle (1926)
 Ron Wallin (1951-52)
 Jaylen Waters (2016-17)
 Rodrick Williams Jr. (2012-15)
 Mike Wojciechowski (2000-04)
 Jim Zajc (1961)

#36

Frank Alexander (1931)
 John Baumgartner (1951-54)
 Richard Borstad (1955-58)
 Timothy Browne (1969)
 Edward Burns (1974-78)
 Blake Cashman (2015-18)
 Omar Douglas (1990)
 Nicholas Elias (1988)
 Byron Evans (1995-99)
 John Geist (1943)
 Roger Hagberg (1959-60)
 Chase Haviland (2011)
 Chris Hawthorne (2012-13)
 Terry Hedstrom (1961)
 Joseph Holmberg (1964-66)
 Ron Holty (1991)
 Cavonte Johnson (2013-14)
 Demetrus Johnson (2000-02)
 George Kemp (1967)
 Leo Kenney (1939)
 Michael Kurus (1992-94)
 Vernal LeVoir (1934-35)
 Arnold Mandas (1950)
 Bishop McDonald (2020-21)
 Albert McGee (1986-87)
 Bill Meili (1926)
 Mike Milosevich (1936-38)
 Joel Monroe (2006-08)
 Todd Peterson (1979-82)
 Stephon Rhea (2004)
 Jay Sharp (1962-63)
 Gordon Soltau (1946-50)
 Mike Steidl (1971-73)
 Dave Thomas (1941)
 Mark Vander Woude (1985)

#37

Dick Anderson (1950)
 Hal Anderson (1931)
 Riley Austin (1999)
 Don Bailey (1951-52)
 Valdez Baylor (1982-85)
 Jim Bean (1995)
 Dennis Cornell (1966)
 Eric Ellestad (2007-10)
 George Franck (1937-40)
 Ron Goetz (1986-89)
 Stanley Hanson (1936)
 Chris Holden (2002-05)
 Caifson Johnson (1935)
 Donald Jukich (1959)
 Michael Kasten (2005)
 Dewey King (1944)
 John King (1971-73)
 Woodrow Kramer (1934)
 Glenn Lewis (1978-80)
 John Lundin (1947-50)
 John Lundquist (1943)
 John Mack (2018)
 Henry Manny (1981)
 Patrick McCarthy (1969)
 Andy Merrill (2001)
 Peter Mortell (2013-15)
 Tom Murphy (1977)
 Roderick Narcisse (1992-93)
 Jim Perkins (1974-76)
 Peter Ralles (1970)
 James Snyder (1990-91)
 Edgar Ukkelberg (1926)
 Bruce Van De Walker (1964-65)

Brady Weeks (2019-)
 Parc Williams (1994-98)
 Wesley Windmiller (1942)

#38

William Bevan (1934)
 Robert Blakely (1956-58)
 Sholly Blustin (1927)
 Jason Bruce (1985-88)
 Emmitt Carpenter (2015-18)
 Michael Danielson (1966)
 Jim Demos (1943)
 Scott Dowd (1977)
 Christian Eldred (2012)
 Scott Farnes (1975-76)
 Fred Farthing (1964)
 Gene Flick (1939-41)
 Brandon Hagen (2002-04)
 Justin Hall (1997-2000)
 Brent Harms (1978-81)
 Blake Haudan (2007-09)
 James Heid (1959)
 Tim Heid (1958)
 Melvin Henderson (1965)
 Lonnon Honn (1945)
 Neil Hyde (1926)
 Frank Johnson (1942)
 Jerry Jones (1960-62)
 Michael Lantz (2019-20)
 Barry Mayer (1968-70)
 Sean McMenomy (1994-97)
 Arnold Metz (2006)
 Peter Mortell (2012-)
 Albert Ramerth (1971-73)
 Sam Riley (1935-37)
 Craig Scruggs (1994)
 David Schwerman (2011-12)
 Marcus Singletary (2008)
 Norbert Soukup (1944)
 Bob Sturler (1982-84)
 Sam Swartz (1931-33)
 Lewis Ben Williams (1989-91)
 Marquette Williams (1992-93)
 Josh Wiltzie (2004-05)
 Ken Yackel (1954-55)

#39

Gordon Alexander (1939)
 Bob Bach (1947)
 Remus Bretoi (1943-44)
 Milton Bruhn (1932-34)
 Jeff Carr (1975-78)
 Jermel Carr (1994-95)
 Antonio Carter (1990-93)
 Tom Chandler (1969-71)
 Edward Christian (1965-66)
 Joe Christopherson (1981-85)
 Bill Collins (1931)
 Pat Cotter (1994)
 Paul Dagner (1979)
 Greg Gerths (1972)
 Steve Goldberg (1974)
 Bob Greer (1941)
 Donald Haugo (1967-68)
 Duke Johnson (1926)
 Mark Jundt (2003-04)
 Ray Kaiser (1996-97)
 Michael Lehan (1998-2002)
 Josh Robertson (2006-07)
 Don Roedel (1950)
 Jan Schwantz (1961)
 Darrell Thompson (1986-89)
 Jordan Wettstein (2011-12)
 Elmer Wilkow (1936-38)
 DeWayne Williams (1980)
 Kenneth Wold (1959)
 Nate Wozniak (2014)

#40

Neal Abraham (1947)
 Roger Artis III (1977-80)
 Michael Barrett (1995-96)
 Bronko Danovic (1939)
 Mike Derickson (1972)
 Marty Engh (1951)
 Steve Franklin (1985-86)
 Bill Garnaas (1940-43)
 William Garner (1955)
 Jeff Geier (1988)
 Michael Gist (1991)
 Ralph Goode (1953-54)
 Scott Harms (1976)
 Jared Hartman (2014)
 Dick Humleker (1969-71)
 Frank Jakobs (1981)
 Kenneth Jacobson (1962-64)
 James King (1987)
 Eric Lee (2000)
 John Lewis (1990)
 William Martin (1957-58)
 Pat McCarthy (2002-05)
 Wilbur Moore (1936-38)
 David Mulholland (1959-61)
 Michael Mullen (1997)
 Tom Murphy (1975)
 Dale Ohlson (1931)
 Jake Renniebohm (1934-35)
 Jerry Ring (1958)
 Omar Salas (1991-94)
 Marvin Spencer (1988)
 Alexander Strantz (2016)
 Alex Starks (2019)
 Jack Sturdevant (1948)
 Nathan Tow-Arnett (2012)
 Rick Upchurch (1973-74)
 Lloyd Westin (1927)
 John Wintermute (1966-68)

#41

Julius Alfonso (1934-36)
 Oscar Anderson (1937)
 Marion Barber (1977-80)
 Thomas Barber (2016-19)
 Ken Bombardier (1955-58)
 Mark Cross (1994-97)
 Michael Curtis (1967-69)
 Stephen Delarosby (1988)
 Hanif Echols (1982)
 Christian Eldred (2013-14)
 Doug Evans (1987-89)
 Erik Fors (1983-86)
 Bill Foss (1950)
 Rod Ganther (1991-93)
 Lewis Garrison (1990)
 Gerald Griffin (1931-33)
 Kenneth Haycraft (1926)
 Justin Kucek (2005-08)
 Michael McMahon (1954)
 Richard McNamara (1953)
 Lonnie Morgan (1964-65)
 Jeff Olson (1998-99)
 Dan Orseske (2009-11)
 Harmon Pierce (1927)
 Larry Powell (1973)
 Rolland Ring (1939-41)
 Walter Ross (1981)
 Bud Schmid (1943)
 Farrell Sheridan (1970-72)
 Lyle Skandel (1958-60)
 Eric Stenzel (2000-03)
 John Stortie (1944-45)
 Charles Swanum (1951)
 Bill Thiele (1950)
 Stanley Thiele (1947-49)
 Mies Thomas (2014-15)
 Robert Williams (1998-2000)

#42

Jerome Benda (1955)
 Gavin Bronson (2012)
 Hubert Bryant (1965-67)
 Robert Carlson (1939-36)
 Tony Cullen (2005)
 Patrick Cummings (1985-89)
 Pride Dexter (1974-75)
 Jim Dillenburg (1997-98)
 Ray DiIulo (1976, 1978-79)
 Rishon Early (1992-96)
 Roger Engh (1950)
 Ron Ganther (1990)
 Claude Glotzmaier (1943)
 Andre Harris (1980-84)
 Ed Heinz (1951-54)
 Lloyd Hribar (1931-33)
 Marc Jelacic (1977)
 Caifson Johnson (1934)
 Dawayn Johnson (1954)
 Bob Kasper (1944-45)
 Kevin Kieft (1972-73)
 Ko Kieft (2017-21)
 Jason Lamers (2004-05)
 Bert Lund (1940)
 Vincent Lunden (1938-39)
 Willie Middlebrooks (1997-2000)
 Francis Paquette (1968)
 Harold Payne (1960)
 John Pride (1974-75)
 Maurice Rhodes (1969-70)
 Simpson Sartin (1990-91)
 Dominic Schultz (2013-14)
 Stanton Skojic (1962-64)
 John Thissen (1986)
 Logan U'u (2007-09)
 Richard Whinnery (1959)
 Harold Wrightson (1937)

#43

Grady Appleton (1982-83)
 Neil Bengtson (1959)
 Rick Bennett (1968)
 John Bergstrom (1967)
 John Bruton (1966)
 Chester Cooper (1977-81)
 Dennis Cummings (1972-75)
 Ryan Grant (2009-12)
 Fred Guest (1935)
 Larry Halenakamp (1947)
 Ellsworth Harpole (1931-33)
 Tyler Hartmann (2013-15)
 Melvin Henderson (1963-64)
 Steve Heston (1976)
 Charlton Keith (2002)
 James Lund (1936)
 Ken McClintock (1989-92)
 Rob McGarry (2004-07)
 Jim McGraw (1971)
 Marcus McIntosh (1985-86)
 Hadrian Moore (1988)
 Mari Moore (1995-98)
 Lyman Myers III (1995)
 Dale Quist (1951)
 Darrell Reid (2001)
 Rubel (1927)
 Kyle Schwoebke (2005)
 Bailey Schoenfelder (2017-19)
 Jay Sharp (1961)
 Dave Skrien (1948-50)
 Brian Smith (2003-04)
 Chris Smith (1993-94)
 Larry Stevenson (1969-70)
 Howard Stratton (1939-41)
 Arthur Werth (1934)
 Wayne Williams (1942)
 James Zak (1960)

ALL-TIME NUMBERS

#44

Terry Addison (1968-69)
 Norman Anderson (1955-57)
 Jason Andraschko (1998)
 Bill Atkins (1939)
 Greg Baldwin (1997)
 Colton Beebe (2016-18)
 Bredemus (1926)
 Carlon Burt (1987-90)
 Rashad Cheney (2020-21)
 Arthur Clarkson (1934)
 Gordon Condo (1965-67)
 Ed Cotton (2010)
 Chris Darkins (1992-95)
 Chester Durda (1949-50)
 Rodney Elton (1962-64)
 Nathan Harlan (1948)
 Dale Henriksen (1972-74)
 Deon Hightower (2005-08)
 Dick Kelley (1942)
 Tom King (1959-61)
 Kent Kitzmann (1975-78)
 Bill Marcotte (1944-45, 1947)
 Rob McGarry (2004)
 Dick McGee (1943)
 Robert McNamara (1953-54)
 Gabe Mezzenga (2013)
 Lyman Myers III (1996)
 Allen Payne (1971)
 David Puk (1982-85)
 Marvell Ross (1979-81)
 Thomas Tapeh (1999-03)
 Bob Thompson (1951-52)
 Myron Ubl (1931-33)
 Marquette Williams (1991)
 Harold Wrightson (1935-38)

#45

Charles Avery (1943)
 Adekunle Ayinde (2014)
 Frank Brown (1947-48)
 Timothy Cashman (1960)
 Darrell Cochran (1954-55)
 Gary Colberg (1961-62)
 David Colburn (1964-65)
 Ragland Cooper (1967)
 Carter Coughlin (2016-19)
 Bill Daley (1941-42)
 Duane Dutrieuille (1983-86)
 Junior Eugene (2001-05)
 Orville Freeman (1938-39)
 Duane Gregory (1977)
 Dale Hanson (1936)
 Nick Hart (2015-16)
 Thomas Hennessey (2006-08)
 Sean Hoffman (1996-2000)
 Gary Hohman (1969)
 George Honza (1970-72)
 Frank Jackson (1987-90)
 Mike Jones (1973-76)
 Bryan Klitzke (2009-11)
 Cody Lindenberg (2020-)
 Francis "Pug" Lund (1932-34)
 Earl Nelson (1931)
 Malcolm Nelson (1982)
 Don Olson (1949-50)
 Mike Peppe (1978-81)
 John Purmort (1953)
 Riggs (1926-27)
 Jerry Rose (1958)
 Duane Ruzynski (1994)
 Ray Strate (1937)
 Mike Wey (2006)
 Dick Wheaton (1951)
 Earl "Deon" White (1994-95)
 Lance Wolkow (1991-93)

#46

Dick Boret (1962-63)
 Cameron Botticelli (2011-14)
 Chip Brixius (1988)
 Tim Cashman (1926)
 Wayland Crowder (1992-93)
 Winston DeLattiboudere (2016-19)
 Tony Dupree (1999-2001)
 Harold Emlein (1927)
 Dick Enga (1960)
 Melvin Ferguson (1982)
 Lucas Finnessey (2020-)
 Maurice Forte (1966)
 Ray Gammon (1948)
 Archie Givens (1964-65)
 Robert Grandas (2002-03)
 Duane Gregory (1978-81)
 Leland Johnson (1936-39)
 George Kemp (1968-69)
 Ron Kullas (1973-76)
 Scott Marston (1989-91)
 Art Meyers (1931-33)
 Doug Mueller (1983-87)
 Mike Peppe (1977)
 Bill Peterson (1943)
 John Shevlin (2004-07)
 B. Willis Smith (1934-35)
 Rufus Smith (1994-98)
 Bob Solheim (1942)
 Mike Sullivan (1951-54)
 Matt Sutton (1944)
 Tom Walthower (1971-72)

#47

Jim Bean (1996-98)
 Paul Benson (1960-61)
 Alex Bisch (2012-14)
 Jim Bloom (1947)
 Lawrence Bugri (1934)
 Ryan Coleman (2007-10)
 Steve Conway (1969)
 Dick Dargis (1951-52)
 Mervin Dilner (1931-33)
 Greg Engebos (1972-74)
 Bob Fitch (1938-41)
 Willis Fjerstad (1956)
 Jack Gibbens (2021)
 Steve Gisselman (1995)
 Mark Heffelfinger (1946)
 Jacob Herbers (2016-19)
 Sewell Johnson (1942)
 Jerry Kafka (1944)
 Paul Kangas (1988)
 Merle Larson (1935-36)
 Mike Lausen (1975-76)
 Tommy Leavitt (2005)
 Chuck Lowell (1978-79)
 William McMillan (1962)
 Gary Melchert (1958-59)
 Pat Moran (1945)
 Paul Nixon (1999-03)
 Malvin Nydahl (1927)
 Aaron Piepkorn (1989-90)
 Don Pollard (1985-86)
 Richard Seitz (1964-66)
 Jack Simmons (2004)
 Dave Sokovits (1950)
 Riggs Taylor (1980-83)
 Justin Waldron (2001)
 Daryn White (1991-94)
 John Williams (1984)
 Neal Wucherer (1977)

#48

Duane Baglien (1943)
 Lowell Baker (1944)
 Fred Baston (1946)

Brent Berglund (1988)
 Bruce Berrymann (1934-36)
 Jim Bierman (1947-48)
 Mike Brown (1992)
 Willis Carlson (1998)
 William Collins (1990-91)
 Mike Derickson (1971)
 DeWayne Eldridge (1980-81)
 Ron "Skip" Engel (1949-50)
 Fred Farthing (1961)
 Jake Filkins (2010-13)
 Anders Gelecinisky (2020)
 Tod Guberman (1958)
 Jim Henry (1970-72)
 Paul Hritzko (1983)
 Dawayn Johnson (1955)
 Mike Kimbell (1993-94)
 Mike Kissell (1945)
 Bryan Klitzke (2007)
 John Knoblauch (1982)
 Roger Lowe (1960)
 Ben McNaboe (2019-20)
 Joe Meighen (1951-54)
 Eric Moberg (1997)
 Norm Montgomery (1974-75)
 Donald Moore (1956-57)
 Jeffrey Nygren (1967-69)
 Mike Omar (1962)
 Astein Osei (1998-2001)
 Craig Otto (1984)
 Gordon Paschka (1938-41)
 Herman Peschken (1931)
 Mario Reese (2003-06)
 Steve Rhem (1989)
 Charles Sanders (1965)
 David Scanlon (1996)
 Jack Spewak (1942)
 Jeff Thompson (1976-79)
 Nick Tow Arnett (2007-09)
 Spencer Wagnlid (1932-33)
 Blake Weber (2015-16)
 David Williams (1985-87)

#49

Josh Aune (2018)
 Robert Brody (1944)
 James Brunzell (1968)
 Doug Dombeyer (1972)
 Jeremy Fave (2005-07)
 Matt Garin (2010-12)
 Dale Halverson (1960)
 Herb Hein (1941-42, 1946)
 Dan Henken (1997)
 Bryson Hollimon (1974)
 Stephen Hopkins (2002-04)
 Lungen Howard (1982-85)
 Lindsay Hoyer (1971)
 Paul Izban (1978)
 Joe Jamnik (1938-40)
 Scott Jilek (2007-08)
 Dean Kaufman (1989-92)
 Paul Kelley (1945)
 Wallace Ray King (1935-37)
 Ben Langford (1993-96)
 Frank Larson (1932-34)
 James Leslie (1963)
 Larry Ludeman (1969)
 Jerry Macken (1999-2001)
 Kamal Martin (2016)
 Hoyt Moncrief (1943)
 Tony Oqeltree (1975)
 Richard Peterson (1965-67)
 Russell Peterson (1961)
 Scott Prescott (1950)
 Dan Quam (1979)
 Dave Ramlit (2014)
 Bob Reihsen (1931)
 Sam Richter (1987-88)

Bob Ryan (1976-77)
 Mark Slater (1973)
 Sylvester Watson (1980)
 Teddy Watson (1981)

#50

Bob Anderson (1980-81)
 Oliver Bakken (1972-74)
 Gavin Barknecht (1991)
 Charles Brown (1936)
 Gerald Calvin (1961-62)
 Marlon Colbert (1998)
 Donny Dalton (1996)
 Pat Dillon (1957)
 Kenneth Dollarhide (1934)
 Frank Frye (1963)
 Dave Gardner (1976-79)
 JJ Guedet (2019-)
 Gerald Hassett (1955)
 Gary Isacson (1987)
 Tommy Jacobs (2004-05)
 Floyd Jaszewski (1947-50)
 Bill Johnson (1938-40)
 Derek Johnson (1987-90)
 George Kabela (1931)
 Harry Kasten (1950)
 Gregory Larson (1958-60)
 Bill Light (1969-71)
 James Lund (1935)
 Jack Lynn (2013-16)
 Ron Mertz (1991)
 Merle Moehnike (1946)
 Woodrow Nold (1932-33)
 Randy Pelphey (1983-86)
 Randolph Rajala (1965-67)
 Paul Sanders (1975)
 Charles Stamschror (1952-54)
 Scott Stephenson (2002-03)
 Pat Sveum (2008-11)
 Greg White (1999-2001)
 Scott Williams (1992-95)
 Val Zemke (1998)

#51

Ogunseye Akbar (1994-96)
 Akeem Akinwalu (1997-2001)
 Paul Banks (1944)
 John Bicanich (1940-42)
 Dennis Cappella (1991-93)
 Martin Christiansen (1937-39)
 Shelton Jay (1958)
 Doyle Cockrell (1990)
 Bob Coughlin (1986-90)
 Mark Crain (1984)
 Steve Craine (1972-75)
 Curtis Dunlap Jr. (2018-20)
 Dick Enga (1961)
 Darrell Faulk (1982-83)
 Mike Falt (1980)
 Vernon Frye (1953-54)
 Scott Jacobson (1976)
 William Jukich (1956-58)
 Paul Kelly (1946-48)
 Warren Kilbourne (1936)
 George Kramer (1945)
 Douglas Martin (1985)
 Bill Merrill (1949-50)
 Winston Minor (1968-69)
 Tom Mullin (1970-71)
 Kevin Naddy (1977)
 Brad Oddegard (1978-79)
 James Olsonoski (1959)
 Mark Pazo (1981)
 James Peralut (1960)
 Arthur Phamer (1927)
 Darrell Reid (2002-04)
 Brad Robinson (1931-33)
 Dale Rucker (1964-65)

Glen Seidel (1934-35)
 Eric Small (2007)
 Gary Tinsley (2009-11)
 Nathan Triplett (2005)
 Eric Waldron (1943)

***NOTE: A different linebacker wore No. 51 in each game during the 2012 season to honor the late Gary Tinsley.**

#52

Paul Anderson (1985-87)
 Luke Braaten (1995-99)
 Dennis Cappella (1990)
 Doyle Cockrell (1991-94)
 Art Edling (1948-50)
 Zac Epping (2011-14)
 Pat Evans (1988-89)
 Woodrow Evans (1940)
 Paul Faust (1963-65)
 Robert Frisbee (1959)
 Louis Gerischer (1931-33)
 Thomas Gritton (1961)
 O. Bud Gullickson (1944-45)
 Eric Johnson (1982)
 Mark Klonowski (1934)
 Jerry Laue (1942)
 Sam Logan (2000)
 Kyle McKenzie (2001-05)
 Scott Mullen (1968-70)
 Mike Ness (1967)
 Dave Nolandier (1972-75)
 Jeff Norton (1999-2001)
 Steve Puk (1983-84)
 Ron Renzi (1981)
 Tim Rosland (1980)
 Darel Schwien (1976-79)
 Bernard "Mike" Svendson (1955-58)
 Charles Swanson (1943)
 Jamaal Teague (2018-19)
 Youshob Timms (2013-16)
 Jeff Tow-Arnett (2006-09)
 Bob Weld (1935-37)
 Ben West (2001)
 Joe Widseth (1939)

#53

DaVonta Bell (1999-2000)
 John Billman (1939-42)
 Tom Brownson (1973)
 John Buending (1954)
 Richard Buendorf (1988)
 Brad Bullman (2003-04)
 Ted Burke (1969)
 D.J. Burris (2007-10)
 Jack Clemens (1945)
 Bud Conley (1943)
 Mark Dallera (1934-35)
 George Faus (1936-38)
 Mark Garst (1991)
 Kenneth Gay (1931-33)
 Dale Halverson (1959)
 Peter Hiestand (1992-95)
 Fred Just (1946-47)
 Scott Kneen (1996-97)
 Frank Linhoff (1944)
 Fred Loewen (1974-75)
 Frank Marchlewski (1962-64)
 Jack McChesney (1957)
 Mark Mullaney (2003-05)
 Tommy Olson (2011-13)
 Jack Park (1958)
 Patrick Parr (1965)
 James Peralut (1961)
 Jack Perkwic (1960)
 Steve Peterson (1984-87)
 Randy Rasmussen (1980-83)

ALL-TIME NUMBERS

Mark Slater (1976-77)
Chris Stogdill (1989-91)
Steve Tobin (1978-79)
Bradley Vance (2001-02)
Bob Veldman (1970-72)
Robert Youso (1956)

#54

Paul Benson (1960)
Dan Elmer (1935-38)
Richard Farmer (1934)
Tom Ferrara (1944)
Harry Hall (1931)
Gary Hamre (1959)
Kim Jaker (1972)
Ron King (1969-71)
Wayne King (1966-68)
George Matchan (1927)
William Nelson (1957)
Roger Plath (1973)
Deryl Ramey (1963-65)
Wayne Robinson (1951-52)
Jim Shearer (1945)
Gerald Sincock (1932-33)
Bruce Smith (1939-41)
Dan Wagner (1946)
George Washington (1974-76)
Richard Yates (1955-58)
**NOTE: Number 54 was re-tired June 27, 1977, in honor of Bruce Smith.*

#55

Jerry Annis (1957-60)
Harold Barnhart (1927)
Dave Belock (1998-2000)
Brad Bultman (2006)
Bob Carley (1943-45)
Theiren Cockran (2012-15)
Jerome Davis (1992-93)
Chris Engel (1975-77)
Ben Hamilton (1996-2000)
Harry Hendrickson (1947-50)
Mike Henry (2010)
Ray Hitchcock (1983-86)
Ken Jeanotte (1979)
Jay Julius (1970)
Harold Kastan (1950)
Charles Killian (1965-66)
Robert Knippenberg (1953)
Keith Kuebelbeck (1980-82)
Victor Kulbitski (1941-42)
Dean Maas (1955-56)
Terence Maus (1961)
Connor Mayes (2014-16)
Cedric McKinley (2008-09)
Anthony Pahula (1967)
Scott Prescott (1951-52)
Joseph Pung (1962-64)
Ernest Rhoney (1994)
John Roning (1934)
John Scroggins (2003-04)
Jeff Selleck (1972-74)
Karter Shaw (2021-)
Thomas Simon (1968-69)
Mariano Sori-Marin (2018-)
Victor Spadaccini (1935-37)
Joel Staats (1988-91)
Ed Steinbauer (1938-40)
Tony Strouth (2007)
Carl Tengler (1932-33)
Dave Watson (1994-95)
Ray Willahan (1931)
Ken Wypyszynski (1978)
Brett Zacho (1988)

#56

Ty Barron (2019-20)
Raymond Baylor (1993)

Tom Brownson (1975-76)

Dick Burk (1941-42)
Dick Dargis (1950)
Steve Davis (2007-08)
Art Der Derian (1943)
Curtis Dunlap (2021)
Douglass Frey (1990)
Robert Eastlund (1968-70)
Shawn Ehrich (1992)
Harold Haiden (1931-33)
Dale Hegland (1971-74)
Peter Hiestand (1991)
Jack Johnson (1977-79)
John Kelly (1981, 1983-84)
Germain Landrum (1998-99)
Jon Leverenz (1985-89)
Patrick Lija (1961)
Dick Lutz (1945-46)
John Mariucci (1937-39)
Val Martin (2021)
Mike Moe (1980)
Steve Muhlolland (1982)
Gerald Nelson (1954-55)
Jerry Newell (1940)
Russell Peterson (1960)
Gordon Quist (1944)
Nick Rallis (2013-16)
Robert Reis (1953)
Jerome Sheltner (1956-59)
Robert South (1990-91)
Earl "Bud" Svendsen (1934-36)
Tyson Swaggert (2003-06)
Rian Teller (1963-64)
Dale Warner (1947-50)
Lamanzer Williams (1994-97)
Willis Wood (1951-52)

#57

Andy Austin (1993)
Horace Bell (1936-38)
Chris Bennett (1979-82)
Patrick Cheney (2004-06)
Dave Christensen (1972)
Danberg (1927)
Robert Erickson (1959)
Dennis Fitzpatrick (1978)
Tom Fitzpatrick (1976-77)
Robert Frisbee (1961)
Jerry Helgeson (1951-54)
Aaron Hill (2010-13)
Jack Hublou (1957)
Victor Johnson (1939-40)
Joe Karsten (1988)
Jack Kern (2019-21)
Sulo Koski (1931-33)
Mark Linnell (1974-75)
Gerald Macken (1960)
Marty Mathis (1990-92)
Patrick McCarthy (2002)
Steven McInerney (1970)
Steve Midboe (1973)
Gerald Mitchell (1948-50)
Kenneth Mouser (1967-69)
Bruce Nimmer (1958)
Don Norland (1946)
Nate Pearson (1995-97)
John Perko (1941-42)
Nick Perzichilli (1999)
Peter Prudden (2000-03)
Gary Reiersen (1965-66)
George Roscoe (1934-35)
Dale Rucker (1963)
Tim Socha (1994)
Scott Streiff (1989)
Dick Van Dusen (1944-45)
Collin Versich (1962)
Everett Williams (2014)
Lewis Williams (1988)
Troy Wolkow (1985-87)

#58

Andy Aafedt (1950)
James Barle (1964-66)
Norbert Bathke (1967)
Chris Bebel (1978)
Gene Bierhaus (1940-42)
Donald Burawski (1960)
Terrance Campbell (2001-03)
Clifford Cook (1938-39)
Greg Gerths (1973-74)
Steve Goldberg (1971-72)
Scott Guldin (1984-87)
Craig Hendrickson (1988-90)
Bill Hjortaa (1991)
Ed Kafka (1935-37)
Tom Lavaty (1968-70)
Kevin Naddy (1975-76)
Ed Olson (1979-82)
Ed Olson Jr. (2010-13)
Tommy Olson (2014)
Quinn Oseland (2016-18)
Maureen Paulsen (1958)
Dick Potvin (1932-34)
Antoine Richard (1995-98)
Pat Rooney (1945)
Duane Rudquist (1959)
Johnny Samps (2004)
William Sausen (1962)
Mike Sherels (2005-07)
Lloyd Stein (1931)
Paul Sutton (1943)
Rick Thome (1990-94)
Robert Turnaciff (1994)
Desi Williamson (1977)
Val Zemke (1999-2000)
John H. Zupetz (1946-50)

#59

Ken Anderson (1973)
Bob Bailey (1969-72)
Joey Balthazor (2010-12)
Tom Berthon (1940)
Harry Coates (1950)
Jerome Davis (1994-96)
Ben Day (1939)
Rayfield Dixon (2014-16)
Daniel Exler (1961)
Mark Dusbabek (1983-84, '86)
Loel Frederickson (1942)
Douglas Frey (1991)
Dan Gitlewski (2000)
Darryl Harris (1993)
Irving Hork (1935)
Maureen Johnson (1932-34)
William Juhl (1944)
Thomas Jung (1957)
Mike Kissell (1946-48)
Dick LaBorde (1988-90)
Derek LeCaptain (2019-20)
Clarence Lilevjen (1936-37)
Neil Litman (1938)
Steve Lundeen (1966-68)
John Lundin (1945)
John Merrittiner (1959)
Don Meyer (1977-79)
Steve Moore (2005-08)
Daniel Powers (1960)
Ernest Rhoney (1993)
Donald Riddell (1927)
Calvin Stoll (1949-50)
Jon Thissen (1987)
Ben West (2002-03)
Jim Wilkinson (1997-98)
John Wood (1980-82)

#60

J.J. Anderson (1979)
Sheldon Beise (1933-35)

Phil Belfiori (1936-39)
Chris Bergstrom (1992-96)
Bill Carroll (1946-48)
Willie Costanza (1961-64)
John Darkenwald (1966-68)
Eric Farr (1985-86)
Bob Fitch (1945)
John Freeman (1974-75)
William Garbe (1953)
Clayton Gay (1927)
Ralph Green (1991)
Ron Hanson (1997)
William Jantzen (1931-33)
Matt Krueger (2006)
David Kuchar (1980-81)
Michael Kurus (1991)
Richard Lee (1943)
Mud Leidner (2015-16)
Gordon Lindgren (1951-52)
Roger Martin (1955-56)
Paul Nanasi (1973)
Mike Nicholson (2001-05)
Don Nolander (1940-42)
Dean Odegard (1957-60)
Curt Olson (1972)
Pat Paquette (1978)
Joe Palke (1998-99)
John Michael Schmitz (2018-)
John Sundin (1949-50)
Chris Thome (1987-90)
Vernon Winfield (1969-71)
Joe Winkleman (1982-83)
Ryan Wynn (2007-11)
Dennis Zachary (1976-77)

#61

Richard Anderson (1951-52)
Russ Anderson (1973)
Jeff Batta (1987)
Dean Boyce (1931)
William Dallman (1962-65)
Trey Davis (2007-2009)
Bronson Dovich (2016-18)
Mark Drabczak (1986)
Greg Eslinger (2002-05)
Scott Hendrickson (1989-91)
Dennis Haglin (1968)
Fred Just (1945)
Bill Kaminski (1927)
Warren Kilbourne (1937)
Dominic Krowzski (1934-36)
Aaron Kukowski (1995)
Frank Kuzma (1946-50)
William Laasko (1966)
Roy Lija (1942)
John Ludwick (1944)
Doug Martin (1983)
Alan Minske (1972)
Todd Ness (1980-81)
Mike Organ (1978)
Fred Orgas (1979)
Mike Pihlstrom (1985, 87-88)
Mike Ramerth (1964)
Lee Rankin (1969-71)
Bob Rasmussen (1955-58)
Art Rohlen (1938-39)
Tom Sapp (1975-77)
James Stannard (1953)
Robin Teller (1959-61)
David Vertin (1992-94)
Timothy Ward (2000-01)
Bret Weiss (1984)
Jason Zander (1995-98)

#62

James D. Anderson (1977-79)
Josh Brenny (2003-04)
Brian Callahan (1963-65)
Robert Charnon (1957-59)

Ryan Christian (1999)
Kenneth Dollarhide (1937)
Perry Gehring (1955-56)
Matthew Hedge (1987)
Jim Hobbins (1982-86)
Greg James (1994-97)
Eric Jacques (2011-12)
Tony Kehl (1961-62)
Morgan Kirkland (2000-02)
Robert Nelson (1946)
Bob Lindberg (1951)
Terrance Matula (1973-76)
Jim McAlpine (1960)
Zach Mottla (2011-12)
Bob Nevin (1944)
Eric Peterson (1980)
Todd Peterson (1980)
Jerome Rau (1952-54)
Steve Recksiedler (1988-89)
Bob Sanders (1940-42)
John Stark (1927)
Paul Tollerson (1970-72)
Don Twedell (1938-39)
John Walsh (1966-67, 69)
William Wangerin (1990-93)
Jared Weyler (2016-18)
C. Bud Wilkinson (1934-36)

#63

Elmer Apmann (1932-33)
Austin Beier (2019-21)
David Blanchard (1948)
Andy Brinkhaus (2006-09)
Andrew Brown (1966-68)
Wesley Brown (1934)
Jon Christenson (2012-15)
Dave Day (1944-45)
Brian Goblrtsch (2002-04)
Adam Grim (1990)
Doug Heidenreich (1951-52)
John Hiner (1952-53)
Wally Holmstrom (1940-42)
Fred Horde (1927)
Kevin Ivers (2000)
Steve Jelacic (1960)
Charles Klisk (1963-64)
Ronald Klisk (1965)
Edward Lechner (1945)
Jim McGovern (1946-47)
Clarence Munn (1931)
Greg Murtha (1977-79)
Prince Pearson (1989)
Bob Pedersen (1989)
Jack Perkovich (1961-62)
James Phillips (1957-58)
Kenneth Quinn (1969-70)
Mike Rau (1985)
Matt Reem (1992-93)
Ed Rossman (1953-55)
William Ryan (1949-50)
Greg Shoff (1972-74, 1976)
Jason Smith (1994)
Tim Socha (1995-98)
Steve Soden (2006)
Francis Twedell (1936-38)
Mark Vanderhaar (1981-82, '84)
Mike Walters (1999)
Carl Warner (1959)
Maurice White (1999)
Brian Williams (1986-88)

#64

Robert Almer (1951-52)
Caleb Bak (2011-13)
Chip Brixius (1990-91)
Ed Bush (1946)
Sherman Child (1945)
Tom Cross (1976)
Elden Dahl (1954-55)

ALL-TIME NUMBERS

Ken Dallafior (1977)
 Ryan Domin (1998-2000)
 Shawn Ehrich (1991)
 Scott Farness (1978)
 Terrence Floyd (1998)
 Keith Gehrke (1980-82)
 Gershowitz (1927)
 Luke Gilme (1993-97)
 Jim Haley (1941-42)
 Richard Kauffmann (1952-53)
 Peter Kelzenberg (1988)
 George Kenneth (1970)
 Rob Kraemer (2001)
 Gary Krieg (1973)
 Bill Kuusisto (1938-40)
 William Laako (1967-68)
 Dick Levesee (1943)
 Kurt Mangum (1979)
 Terence Maus (1960)
 Jeff Moritko (1983-84)
 Roland Mudd (1961)
 Vern Oech (1934-35)
 Conner Olson (2017-21)
 Wayne Pike (1972)
 Roger Plath (1974-75)
 Michael Quist (1969)
 Sawn Schultz (1985-87)
 Steve Shidell (2004-07)
 Ken Simmons (1947-48)
 Randolph Staten (1963-65)
 Craig Wacholz (1992)
 David Wells (1949-50)
 Marshall Wells (1931-33)
 Tom Weyandt (1941)
 Eugene Wittenberg (1957-59)
 Brett Zacho (1989)
 Jim Zak (1962)

#65

Paul Barrington (1956-58)
 William Brody (2004-05)
 Josh Campion (2012-15)
 Doug DeCoster (1960)
 Neil Fredenburg (1990-93)
 Doug Friberg (1975-78)
 Paul Gorgos (1960)
 Jason Green (2000-01)
 Jeff Gunderson (1971-73)
 Luke Herkenhoff (1996-97)
 Dick Hugunin (1951)
 William Humphries (1979-82)
 Bob Johnson (1935-38)
 Al Krezowski (1931)
 Richard Kubes (1955)
 Bob Kula (1942)
 Rod Lister (1945)
 James Long (1965-66)
 Howard McCarty (1961)
 David McChesney (1958-59)
 Jon Melander (1988-89)
 Gareth Olson (1947)
 James Pahula (1968-69)
 Dan Rechten (1983-87)
 Redmond (1927)
 Axel Ruschmeyer (2019-)
 Dan Schellhammer (1998)
 Brad Schmidt (1974)
 Dick Schmitz (1944)
 Thomas Simon (1967)
 Thomas Smrekar (1963)
 Robert Tenner (1932-34)
 Richard Tyree (1970)
 Fred Van Hull (1939-40)
 Mike Walters (1999-2000)
 Henry Weber (1943)
 Timothy Wheeler (1964)

#66

Gary Acromite (1974-77)

Boardman (1927)
 Nathan Boe (2019-)
 Darrel Bunge (1971-73)
 Harry Coates (1952-53)
 Thomas Fink (1965-68)
 Keith Gehrke (1979)
 Mel Grecivich (1946)
 Paul Gurgos (1958)
 Brandon Harston (2003-04)
 Larry Hartse (1960-63)
 Gordon Helgeson (1954-55)
 Young Ko (1951)
 Jack Manders (1931-33)
 Chuckey Martin (1939)
 Lance McAvoy (2014)
 Jeff Moritko (1980-81)
 Jerry Mulready (1941-42)
 Curtis Nelson (1969)
 Ed Olson (1978)
 Nick Peterson (1988-92)
 Daniel Powers (1959)
 Mike Pryor (1982-84)
 Mike Rapko (1943)
 Bob Roetman (1947-49)
 Ryan Roth (1997-2001)
 Charles Schultz (1935-38)
 Ted Stieber (2016)
 Bryan Suess (1987-88)
 Richard Sullivan (1964-65)
 George Svendsen (1934)
 Alva Tabor (1945)
 Jim Tallman (1993-94, 1996)
 Nedward Tavale (2005-09)
 John Thesinga (1957)
 Ryan Tiaden (1995)

#67

Harold Almquist (1927)
 Toby Anderson (1992-95)
 Scott Annexstad (1982)
 John Baudler (1965)
 Brian Bobek (2014-15)
 Jim Boo (1950-52)
 Dave Burkholder (1955-58)
 Tom Develice (1967)
 Steve Dimmel (1997)
 Bill Dunn (1972-73)
 Carl Ekberg (1940-42)
 Richard Enderle (1966-68)
 Tom Fitzpatrick (1979)
 Robert Hagemeister (1952-54)
 Bryson Hollimon (1975-77)
 Syrus Johnson (1937-39)
 Rubin Juster (1943-44)
 Andrew Lawrence (1990-91)
 James Lennon (1986-89)
 Dick Maas (1980-81)
 Herbert Marshall (1964)
 Mark McElroy (2000-03)
 Robert McNeil (1958-61)
 Bob Mealey (1946-50)
 Victor Pedersen (1945)
 Gene Rabel (1962-63)
 Matt Reem (1991)
 Whitman Rork (1934-36)
 Rich Roste (1974)
 Joe Swanson (2004-05)
 Allen Teeter (1931)
 Nick Weber (2007-08)
 Ray Willahan (1932-33)
 Ivan Zubar (1985)

#68

George Adzick (1946)
 Jon Albrecht (1994)
 Bob Anderson (1983)
 Fred Auclair (1970)
 Robert Bethke (1967-68)
 John Bonner (1942)

Chris Bunders (2008-11)
 Derek Burns (1997-2001)
 Rene Capo (1980-82)
 Chris Connor (1969)
 Alan D'Jock (1993)
 James Dropp (1964-66)
 Jehwan Edwards (2008-10)
 Burnham Elton (1951-54)
 Gene English (1943)
 Casey Fron (1962)
 Everett Gerths (1956-59)
 Gary Hadd (1984-87)
 Isaac Hayes (2014-15)
 Dave Herbold (1955)
 William Herzog (1959)
 Howard Kroll (1931)
 Arthur Layton (1988)
 Marvin LeVoir (1936-38)
 Erik Lindgren (1995-96)
 John Lundquist (1944-45)
 Boye Mafe (2018)
 Jim McAlpine (1963)
 John Mulvena (1960-61)
 Prince Pearson (1990-92)
 Gaylord Perkins (1947)
 Jim Perkins (1973)
 James Ronan (1974)
 Mark Setterstrom (2002-05)
 Marty Stein (1975-79)
 Peter Svien (1988)
 Bob Sweiger (1939-41)
 E. Edgard Ukkelberg (1927)
 Robert Wiley (1932-33)
 Larry Wood (1971-72)
 James Wooley (1935)

#69

Thomas Brown (1958-60)
 Justin Carr (2015)
 Jeremiah Carter (1998-2002)
 William Christison (1966-69)
 James Elzondo (1993-97)
 Airtonea Eresny (2020-)
 Martin Falk (1939)
 Mike Falls (1953-55)
 Paul Faust (1962)
 Michael Gerlach (1963)
 Todd Grevious (1990-92)
 Wade Haapajoki (1995)
 Don Holker (1947-46)
 John Jakel (2004-07)
 Lloyd Johnson (1927)
 Kelvin Kleber (1956-58)
 John Kulbitski (1936-38)
 Arthur Layton (1989)
 Boye Mafe (2018)
 Jim McAlpine (1961)
 Martin McCabe (1985-88)
 Art Meadowcroft (1974-75)
 Jack Mertes (1952-51)
 J. Bernie Nelson (1940-42)
 Kent Penovich (1976-80)
 William Proffitt (1932-34)
 Phil Rader (1943)
 Gary Reiersen (1964)
 Phil Ryan (1944)
 Clayton Scheuer (1970-72)
 Joseph Shields (1945)
 Pat Soland (1931)
 Scott Tessier (1981-84)
 Barry Yagodich (1965)

#70

Kay Andersen (1943)
 Clinton Andrus (1952-54)
 Philip Bengtson (1932-34)
 Thomas Bracher (1966-67)
 Dave Butler (1955)
 Brian Carey (1997-99)

Joe Christopher (1981)
 Steve Cunningham (1975-76, '78-79)
 Chad Fahning (2015-16)
 Sean Ferguson (2011)
 Mike Giovineti (1991-95)
 Ross Indica (1960-61)
 Scott Irwin (1971-73)
 Harry Kasten (1950)
 John Kelly (1980-81)
 Jim Krause (1965)
 Erik Larson (1996-2000)
 Dick Luckemeyer (1942)
 Pat McCullough (1974)
 Todd Meisel (2005-07)
 Louis Minder (1935-37)
 Dick Muldering (1951-52)
 Fred Nord (1962-64)
 Arnold Osmundson (1957-59)
 Mike Piel (1982-83)
 Les Pulkrabek (1927)
 Dale Pulver (1945-46)
 Joseph Quinn (2001-03)
 C. Judd Ringer (1938-41)
 Sam Schlueter (2017-21)
 John Selvestra (1986-90)
 Stephen Thompson (1968-70)
 Mike Turgen (1985)
 David Vitein (1990)
 David Wells (1948)

#71

Selmar Anderson (1934)
 Keith Ballard (1989-92)
 Kurt Bankson (1978-81)
 Ed Bannon (1939)
 John Baudler (1964)
 Bob Brody (1940)
 Gann Brooks (1993-96)
 Greg Cardelli (1975)
 Dick Danowski (1937)
 Ben Davis (2018-19)
 Robert Frisbee (1960)
 Gene Fritz (1946-49)
 Todd Goetsche (1976-77)
 Brandon Hall (2002)
 Keith Hall (1974)
 Ron Hansen (1951-54)
 Richard Holmstrom (1966-67)
 Jon Jacoby (1957-59)
 Lawrence Johnson (1927)
 Brian Kielbasa (1986-88)
 James Krause (1963)
 Howard Langpap (1943)
 Robert Lenon (1961)
 Stan Lundgren (1932-33)
 Chris Jensen (2005-08)
 Kyle McAvoy (2014)
 Monte Miller (1956-55)
 Tyler Moore (2015)
 Glen Nurkka (1954)
 James O'Brien (1969-70)
 R. Olson (1935)
 Lawrence Olsonoske (1945)
 Maurice Paulsen (1959)
 Randall Pelphrey (1982)
 Perry Pickering (1986)
 Dave Simanson (1971-73)
 Joe Stepanek (1984-85)
 Ryan Thorman (1997-2000)
 Nick Tymoszewicz (1968)
 Manly Wilcox (1941-42)
 Jeff Wills (2009-10)

#72

Robert Bedney (1965-67)
 Frank Brown (1943)
 Lawrence Buhler (1936-38)
 Ken Dallafior (1978-79)

Scott Farnes (1977)
 Michael Goldberg (1968-70)
 Steve Haney (1974-76)
 Matt Herkenhoff (1971-73)
 John Holm (1949)
 Bill Johnson (1942)
 Ed Johnson (1948)
 Leslie Knudsen (1932-34)
 James Krohn (1962-64)
 Roy Lijja (1945)
 Thomas Loechler (1959-61)
 George MacKinnon (1927)
BRONKO NAGURSKI (1927-29)
 Warren Plunkett (1939-41)
 George Prest (1946)
 Russell J. Reed (1951-52)
 Alonzo Smith (1953)
 Loren Solberg (1954)
 Tom Wainright (1944)
 Gerald Wallin (1955-59)
 Russ Wile (1935)
***NOTE: Number 72 was retired Oct. 27, 1979, in honor of Bronko Nagurski.**

#73

Jay Anderson (1969)
 John Baudler (1966)
 Peter Bergman (1960)
 Joe Bjorklund (2012-15)
 John Bush (1956)
 Matt Carufel (2009-10)
 Steve Dowzak (1973-75)
 Bill Foss (1952)
 Gilbert Gaerde (1944)
 Donnell Green (2016-18)
 Mark Hebenstreit (1976)
 Steve Heston (1977)
 Kris Hoffarth (1995-97)
 Richard Johnson (1955)
 Lavern Knaape (1943)
 Charles Kubes (1950, 53-54)
 Dan Limata (1986-89)
 Ron Lilleberg (1981-85)
 Erik Lindgren (1994)
 David Lohner (1961)
 Pat McGrath (1971)
 Jason Meinke (2006-08)
 Brian Moss (2003-05)
 Jan Nelsson (1968)
 Leo Nomenclini (1946-50)
 Mark Owens (1978-79)
 Win Pedersen (1936-39)
 Steve Puk (1982)
 Josh Rawlings (1999)
 Albert Richmond (1970)
 Charles Judd Ringer (1945)
 Robert Rogers (1990-93)
 Donald Rosen (1963-65)
 Bill Ryan (1951-52)
 Sylvester Schnickels (1934-35)
 Jan Schwartz (1962)
 Arthur Smith (2000)
 Rene Ulloa (1980)
 Mike Welch (1940-42)
 John Williams (1967)
 Mike Wright (1957-59)

#74

Robert Almer (1952, 1954)
 Toby Anderson (1991)
 Jeff Baldauf (1993-97)
 Doug Bostrum (1949)
 Kim Budish (1972)
 Carleton Carlson (1955-57)
 Nick Connolly (2016-17)
 Mark Drabczak (1987-90)
 Richard Erdall (1951)
 Kenneth George (1969)

ALL-TIME NUMBERS

Gale Gillingham (1964-65)
 Paul Gorgos (1959)
 Adam Haayer (1998-2000)
 Jim Haley (1947)
 Dan Jones (1985)
 Ezell Jones (1966-68)
 Alan Keim (1981)
 Joe Kotval (1970)
 David Larson (1973-76)
 Dick Lawrence (1945)
 Art Layton (1991-92)
 Marek Lenkiewicz (2011-14)
 Karl Mecklenburg (1981-82)
 Rian Melander (2001-04)
 Dick Nelson (1944)
 Urban Odson (1938-41)
 Don Ogren (1943)
 Pat Paquette (1977)
 Ryan Ruckdashel (2006-09)
 Kyle Sassack (2018)
 Jan Schwartz (1963)
 Joe Silovich (1942)
 Ray Trampe (1934-35)
 Anthony Tyskiewicz (1962)
 James Wheeler (1960-61)
 Dick Williams (1958)
 Anthony Wozniak (1978-79)
 Ziemer (1927)

#75

Al Blom (1951-52)
Tyler Cooper (2019-)
 David Jerry Ekberg (1948-50)
 Daryl Foster (1959)
 Bill Freimuth (1934-35)
 Dean Giddings (1946)
 Brian Harvey (1973-76)
 Ernie Heifort (2012-13)
 Dave Herbold (1956-58)
 Jerry Hermann (1966)
 Otis Hudson (2005-07)
 Gary Isakson (1988, 1990-91)
 Todd Jesewitz (1992-95)
 Robert Johnson (1958-59)
 Steve Kereakos (1960-61)
 Darroel Knoerr (1927)
 Jake Kuppe (1998-2002)
 James Leslie (1962)
 Carl Magnusson (1938-39)
 Dennis Maloney (1970-72)
 Eldred Miller (1936)
 Paul Mitchell (1940-43)
 Don Nickelson (1945)
 Brad Odegard (1977)
 John Olsonoski (1980)
 Fred Orgas (1978)
 Mike Prais (1982-83)
 Mike Pryor (1981)
 Malcolm Robinson (2019)
 Lance Sannes (2003-04)
 Kyle Sassack (2018)
 John Schlecht (1997)
 Jon Staebler (1963-65)
 Terry Thomson (1979)
 Troy Turek (1996)
 Erle Ukkelberg (1954-55)
 Terry Villella (1984)
 James Wrobel (1967-69)
 Percy Zachary (1952)

#76

Dominic Afford (2007-10)
 Frank Brixius (1957-60)
 Barton Buetow (1971)
 Vincent Calhoun (2016-17)
 George Collias (1950)
 John Cranston (1969-70)
 Darrell Cunningham (1991-93)
 Dave Drill (1951-52)

Walt Edwards (1944, '46-48)
 Carl Eller (1961-63)
 Dave Erickson (1997)
 James Fulgham (1964-65)
 Jim Gail (1994-96)
 George Gibson (1927)
 Jimmy Gjere (2011)
 Todd Hallstrom (1979-82)
 Charles Heimark (1942)
 Bob Hobert (1954-56)
 George Holm (1949-50)
 Bill Humphries (1978)
 Ronald Kamzelski (1966-68)
 Andy Kratochvil (1990)
 Leonard Levy (1939-41)
 Steven Mayle (1987-88)
 Matt McIntosh (1999-03)
 Bill Miller (1973)
 Jeff Morrow (1974-77)
 Allen Rork (1936-38)
 Clint Schmidt (1991)
 Richard Smith (1934-35)
 Robert Swisher (1953)
 Norries Wilson (1983-86)
 Vinnie Xanthos (1997)

#77

Matt Anderlie (2001)
 Blaise Andries (2018-21)
 Jim Boo (1952)
 Tony Brinkhaus (2004-07)
 Foster Bush (2012-15)
 Sam Ciccunno (1989)
 Chuck Dellago (1942, '46-47)
 Edward Duren (1965-67)
 Dennis Fitzpatrick (1975-77)
 Wells Greeley (1974)
 Pat Hau (1995-99)
 Kenneth Haycraft (1927)
 John Krol (1971-73)
 John Kutscheid (1943-45)
 Charles Lindekugel (1948)
 Richard Miller (1960)
 Tyler Moore (2016)
 Steve Myhra (1953)
 McKinley Nash (1978-79)
 John Noe (1984)
 Pat O'Brien (1990-94)
 Craig Paulson (1981-83)
 Josh Plisich (2000)
 Helge Pukema (1937-41)
 Ron Raveling (1949-52)
 Norman Sixta (1955-58)
 Milt Sunde (1961-63)
 John Thompson (1968-70)
 Trint Trip (1985-88)
 Ed Widseth (1934-36)
 Rollie Williams (1959)

#78

Ade Adeshina (1994)
 Joe Ainslie (2003-06)
 Jon Albrecht (1995-98)
 Jack Babcock (1971)
 Bobby Bell (1960-62)
 Bob Bjorklund (1938-40)
 McKinley Boston (1965-67)
 John Carlson (1949-52)
 Anthony Dabruzzo (1999)
 Ken Dallafior (1980-81)
 Russell Delgener (1993-94)
 Daniel Faalele (2018-21)
 Jerry Friend (1959)
 James Fulgham (1963)
 Bob Graiziger (1943-45)
 James W. Greeley (1972-73)
 Landan Hagert (1985)
 Ted Harrison (1989-92)
 Pat Hart (1984, 1986-88)

Alvin Hawes (1968-69)
 Gordon Holz (1952-54)
 Ben Lauer (2013-15)
 James Leslie (1964)
 Steve Midboe (1975-77)
 Woodrow Nold (1934-35)
 Ryan Orton (2007-11)
 Howard Parkinson (1937)
 Terrence Roberson (1982)
 Mark Slater (1974)
 Ed Trumper (1941-42)
 Mike Weinzierl (1978-79)
 Garrison Wright (2016-17)
 Ricky Wymer (2000-01)
 Frank Youso (1955-58)

#79

Todd Bauman (1969, 1971)
 Steve Bisch (1982)
 Ed Buckingham (1956-57)
 Stavros Canakes (1949, 52-54)
 Steve Carlson (1984)
 Conrad Cooper (1927)
 Matt DeGeest (2005-07)
 Mark Desimone (1981)
 Harold Drescher (1954)
 Chris Fowlkes (1991-95)
 Frank Frye (1962)
 John Harris (1968)
 Robert Heel (1937)
 Bob Hoel (1935-36, 1938)
 Bob Jensen (1944)
 Aristides Kereakos (1959)
 Wally Kerrison (1980-81)
 Ronald Klick (1966-67)
 Darell Kuehnel (1951)
 James Long (1964)
 Jim Lushine (1939-42)
 Vincent Marozzi (1960-61)
 Trevor McCulloch (2002-04)
 Bob Novotny (1945)
 Gary Paul (1955)
 Jonah Pirsig (2013-16)
 Earl Park (1959-61)
 Paul Rader (1943)
 Alvin Ray Hawes (1970)
 Perry Rhodus (1958)
 Dennis Ryan (1985)
 Keith Simons (1972-75)
 Jeff Snodgrass (1977-79)
 Matt Stommes (2008-09)
 Mike Sunvold (1986-90)
 Gary Turnwall (1963)
 Theron von Behren (1996-98)

#80

Skeeter Akre (1987-90)
 Don Anderson (1947-48)
 Xzavian Brandon (2008-09)
 John Campbell (1960-62)
 Charles Carlson (1945)
 Curt Clausen (1984-85)
 Devin Crawford-Tufts (2011-12)
 Omar Douglas (1991-93)
 Stan Drew (1947)
 Kevin Hamm (1969-71)
 Brent Harms (1977)
 Lloyd Henriksen (1951-52)
 Don Johansen (1949-50)
 Elvin Jones (1997-2000)
 Tom Juhl (1954-56)
 Adam Kelly (1983)
 Warren Kilbourne (1938)
 Bruce Kottom (1975)
 Paul Kratochvil (1994-96)
 Ric Lager (1976)
 Charles Litten (1966-68)
 Clarence McGeary (1946)
 Thomas Moe (1957-59)

Jake Paulson (2018-20)
 Howard Parkinson (1939)
 Bob Pringle (1944)
 Brian Rajala (1963-65)
 Chad Redmann (2003-04)
 Frank Rog (1952-54)
 Jack Simmons (2005-07)
 Jeff Smith (1972)
 Derek Stern (1981-82)
 John Townley (1940-42)
 Van Miller (1978)
 George Washington (1973)
 Reed Wiecks (1979)
 Nate Wozniak (2015-17)

#81

Bryan Allen (2009-10)
 Brock Annexstad (2018-21)
 Duke Anyanwu (2018)
 Ronald Austin (1964)
 Ed Bahr (1986-87)
 Dave Blanchard (1949-50)
 Robert Brothen (1965-67)
 Jason Browner (1988-90)
 James Brunzell (1969-70)
 Kim Budish (1973)
 Chris Coyer (1974-75)
 Dorian Dehnel (1996)
 Keith Dimmy (1995)
 Ivan Doseff (1945)
 Daniel Drexler (1962-63)
 Scott Finley (1971-72)
 Bill Foss (1951-52)
 Lewis Garrison (1991-94)
 Nick Hart (2014)
 George Hicks (1942)
 Jon Jacoby (1956)
 Ed Johnson (1950)
 Kent Kromer (1955)
 Jeffrey Lotz (1968)
 Richard Miller (1957-58)
 Mike O'Bradovich (1940-41)
 Earl Ohlgren (1937-39)
 Jack Park (1959-61)
 Bob Pinkston (1983-84)
 Jarod Posthumus (2003-05)
 John Purmort (1954)
 John Rabe (2011-12)
 Robert Rufford (1952-54)
 Kelly A. Seibert (1981)
 Craig Seiffert (1982)
 Randall Sonnenfeld (1976-80)
 Ralph Spry (2007-08)
 Leonard Walsh (1927)
 Zach Vevea (1997-2001)

#82

Cliff Anderson (1940-42)
 A.J. Barker (2010-12)
 Richard Bassett (1962-63)
 Greg Baumhauer (1988)
 Kirk Behrendt (1989)
 Joe Blake (1983)
 Marc Cheatham (2007)
 Bruce Corey (1944)
 Demetrius Douglas (2017-19)
 Lonnie Farrow (1979-82)
 Kenneth Fischman (1953)
 Jerry Friend (1957-59)
 Tristan Grigsby (1993)
 Nathan Harlan (1945)
 Kurt Hoolm (1974)
 Charlie Horton (1984)
 Lyle Hubbard (1955)
 Dave Johns (1972)
 Kyle Kramer (1990-92)
 Kent Kromer (1956)
 Rick Mungum (1977)
 Hilding Mattson (1937-39)

Del May (1951)
 Jeff McCarron (1971)
 Roger Michalski (1965-66)
 Greg Murtha (1975-76)
 David Nixon (1967, 1969)
 Mike Orman (1964)
 Jack Reem (1994-95)
 Theodore Rude (1960-61)
 Robert Schneider (1943)
 Ben Utecht (1999-03)
 Greg Vidman (1978)
 Bo Wasurick (1996-98)
 James Wheeler (1959)
 Ernie Wheelwright (2004-05)
 John Williams (1985-87)
 Drew Wolitarsky (2013-16)

#83

Jerry Bevan (1965-66)
 Glenn Bourquin (1976-79)
 Steve Cambrice (1990-92)
 Jay Carroll (1980-83)
 Spencer Dettman (1997-99)
 Jared Ellerson (2002-05)
 Conrad Emerson (1940)
 Don Ferguson (1943)
 Ed Flaherty (1951)
 Perry Gehring (1957-59)
 Drew Goddeer (2011-14)
 Austin Henderson (2020-21)
 Jon Jellum (1993)
 Tim Juneau (1984, 1986-87)
 John Kelly (1959)
 Doug Kingsriter (1969-72)
 David Lothner (1960)
 Keith Matthews (2000)
 Da'Jon McKnight (2008-09)
 Mark Merrill (1973)
 Dave Myers (1954-56)
 Zed Ostenso (1966)
 Aaron Petersen (1998)
 Scott Puchtel (1974-75)
 Dale Rappana (1944-45)
 Myron Rognlie (1961-63)
 William Sausen (1964)
 Noah Scarver (2015)
 David Shoemaker (1989)
 Ossie Troolin (1947)
 Harold Van Every (1937-39)
 Johnny Woodson (1994-95)

#84

Norman Aamlie (1955)
 George Boerner (1939)
 Tom Cates (1943-45)
 Roger French (1951-52)
 Bruce Hammond (1956-59)
 Alex Hass (1995-99)
 Donald Haugo (1969)
 Mark Hoffman (1962)
 Aaron Hosack (2002-03)
 Michael Hunt (1974-77)
 Robert Jacobson (1957)
 Victor Keise (2010-13)
 Ken Kephart (1970, 1972-73)
 Kent Kramer (1963-65)
 Mike Long (1991-92)
 Justin Malvern (1993-94)
 James McNeely (1954)
 Art Mulvey (1927)
 Jerry Nowell (1941)
 Logan Otto (1985-88)
 Craig Payne (2004-06)
 Todd Peterson (1978)
 Will Regar (2017)
 Richard Riedberger (1960)
 Scott Stauffacher (1981)
 Robert Stein (1966-68)
 Moses Taylor (1990)

ALL-TIME NUMBERS

Dave Thomas (1942)
 Jimmy Thompson (2008)
 Mark Vanderwoude (1984)
 Craig Wacholz (1991)
 Joe Weipert (1980-83)
 Trey Whitson (1989)
 Russ Wile (1937-38)
 John Wood (1979)

#85

Jack Adams (1941)
 Jason Bruce (1984)
 Richard Buendorf (1987)
 Jerry Carle (1942)
 Pat Crist (1973-75)
 Chester Durda (1951-52)
 Adam Galbreath (2003-04)
 Bill Gilchrist (1937)
 Paul Hopewell (1988-91)
 Ken Hughes (1980)
 Mike Johnson (1996)
 Richard Johnson (1958-59)
 Frank Koeneke (1953-55)
 Eric Lair (2008-11)
 Rob LaRue (1997-99)
 Kenny Last (1964-66)
 Tony Levine (1992-95)
 Fred Madsen (1943-44)
 Al Maeder (1927)
 Jim Marcella (1978)
 Steven Mayle (1985-86)
 Greg McCoy (1982-83)
 Bob McNamara (1952)
 George Meissner (1957)
 Morrie Miller (1963)
 Mark Moore (1938-40)
 Ray Parson (1968-69)
 Don Philbrook (1962)
 Lincoln Plsek (2012-15)
 Scott Puchtel (1927)
 Chad Redmann (2001-02)
 Mark Schwartz (1971)
 John Shannon (1970)
 Jerry Snyder (1956)
 Mark Vonderhaar (1981)
 Richard Warren (1961)
 Leonard Wilson (1945)
 Bryce Witham (2016-20)
 Kenneth Wold (1960)
 Ken Wypyszynski (1976-77)

#86

Tom Anderson (1996)
 Jeff Anhorn (1975-77, 1979)
 Robert Bruggers (1963-65)
 Bart Buetow (1969-70)
 Grant Carter (1997-2000)
 Dan Christensen (1971-74)
 Robert Collison (1943)
 Anthony Davis (1978)
 Carl Deppe (1945)
 Tiresa Eure (2010)
 James Geers (2021)
 Thomas Hall (1959-61)
 Todd Hallstrom (1981)
 Shaun Jackson (1990-92)
 Delbert Jessen (1966-68)
 Tommy Leavitt (2004)
 Ed Lechner (1939-41)
 Brandon Lingen (2014-17)
 Dave Lothner (1962)
 Justin Malvic (1993-34)
 Philip McElroy (1951-54)
 Dwayne McMullen (1980)
 Malcolm Moulton (2011)
 Matthew Nolan (1944)
 Dick Plunkett (1942)
 Troy Reilly (2005-06)
 Kenneth Schultz (1956-59)

Smith (1927)
 Gary Spakosky (1955)
 Kevin Starks (1982-85)
 Pat Tingelhoff (1986-90)
 Tony Vann (1995)
 Clayton Witherspoon (2019)
 Ted Wojcik (1938)

#87

John Abrahamson (1974)
 Clint Andrus (1951)
 Bill Baumgartner (1940-42, '46)
 Tim Browne (1970-71)
 Donald Bunge (1943)
 Mike Curtis (1978-82)
 Rick Dahlson (1977)
 Eric Dalen (1990-94)
 Calvin Davis (1947-48)
 Troy Duerr (1995-98)
 Gaelin Elmore (2014-16)
 Dick Fairchild (1956)
 Ken Fischman (1995)
 Fritz Grewing (1938-39)
 Cavonte Johnson (2015)
 Tyler Johnson (2000)
 Nick Kallerup (2020-)
 John Kapotas (1952-54)
 Michael Kastan (2006)
 Tom Krueger (1949-50)
 Dan Kwapiński (1999-03)
 Victor Kulbitski (1945)
 Richard Larson (1957-60)
 Meeks (1927)
 Rudy Monson (1984)
 Kyle Moore (2007-08)
 Greg Mulligan (1985)
 Sahr Ngeikia (2013)
 Jim Peterson (1944)
 Kevin Salmen (2001-05)
 Charles Sanders (1966-67)
 William Steinbauer (1968-69)
 Leonard Stream (1963-64)
 Nate Umloer (2017-18)
 Zane Whitson (1988)
 Ron Wrobel (1972-73, 75-76)
 Bob Yurick (1986-89)
 Ray Zitzloff (1961-62)

#88

Chester Anderson (1964-66)
 Scooter Baugus (1998-2002)
 Jeff Brewer (1970-71)
 Earl Bruhn (1945)
 Ted Burke (1967)
 Bronka Danguvich (1938)
 Michael Dean (1992)
 Andrew Geer (1927)
 Bill Gladwin (1939-41)
 Craig Graffunder (1981)
 Bruce Holmes (1982-86)
 Ryan Hubbard (1993-97)
 John Huber (1944)
 Paul Kenady (1968)
 Collin McGarry (2008-11)
 Art Meadowcroft (1972-73)
 George Meissner (1958-59)
 Mark Merrill (1975-77)
 Jerald Moore (1988-90)
 Tom Murphy (1978-79)
 Craig Paulson (1980)
 Robert Prawdzicki (1960-62)
 Micah Rucker (2003-05)
 William Sauser (1963)
 Robert Schmidt (1955-58)
 James Soltau (1951-54)
 Brevyn Spann-Ford (2018-)
 Rashad Still (2015-17)
 David Vertin (1991)
 Lamanzon Williams (1993)

Maxx Williams (2013-14)

#89

Duane Anderson (1945)
 Mel Anderson (1983-86)
 Aaron Brown (1963-65)
 Robert Deegan (1958-61)
 Patt Evans (1990-91)
 Jim Fahnhorst (1977-81)
 Keith Fahnhorst (1971-73)
 Dan Gitlewski (1999)
 Ernie Heifort (2013)
 Mark Hendricks (1974)
 Matt Herkenhoff (1970)
 Logan Hutton (2012)
 Jon Jelacic (1955-57)
 Ron Johnson (1998)
 Barrett Moen (2007-09)
 Matt Morse (2016-18)
 George Path (1941-42)
 Brad Putnam (1997)
 Luke Rader (1943)
 Tom Riley (1938-40)
 Ronald Smith (1951, 1953-54)
 Matt Spaeth (2003-06)
 Bob Stassen (1944)
 Shane Strain (1988-89)
 Mark Tangen (1992-96)
 Steve Tobin (1975-77)
 Leon Trawick (1967-69)
 Joe Vigil (1981)

#90

Tony Aitkin (1996)
 Mark Allison (1976-78)
 Marlin Amos (1956)
 Rudie Brandstrom (1944)
 Chip Brixius (1989)
 Eric Clark (2003-06)
 Drew Dehnicke (1997-2000)
 Frykman (1927)
 Paul Glanton (1972-74)
 Norman Hanley (1943)
 Austin Hahn (2010-11)
 Ed Hawthorne (1990-94)
 Ray Henderson (2007-09)
 Jim Jewett (1942)
 Jah Joyner (2021)
 Neil Litman (1939-41)
 Dominic Mancuso (1955)
 Curtis Mayfield (1969-71)
 Bob McNamara (1951-52)
 Hudson Mealey (1945)
 Dave Mills (1954)
 Dave Moodie (1975)
 Dick Mundinger (1949-50)
 Fred Orgas (1979-82)
 Demaris Peppers (2014-)
 Dick Peot (1946-48)
 Sam Renner (2017-19)
 Theodore Rude (1959)
 Dyron Russ (1995)
 Mike Skorich (1957)
 Matthew Stephenson (2020)
 Ross Ukkelberg (1984-88)

#91

John Abramson (1975)
 Dan Adams (1971-73)
 Angvik (1927)
 Nick Battaglia (1991)
 Raymond Baylor (1994-97)
 Charles Collins (1988)
 Jeff Denny (1979-80)
 Bill Dukin (1944)
 Gary Durand (1970)
 Verne Gagne (1943)
 Craig Graffunder (1982-84)

K. Gregory-McGhee (2010-11)
 Russ Heath (1990-93)
 Noah Hickcox (2018-20)
 Gordon Holz (1951)
 Jimmie James (1981)
 Dale Johannsen (1956)
 Julien Kafo (2015-16)
 Alex Keith (2012-13)
 Kevin Kellin (1978)
 Robert McLeod (1953)
 Todd Meisel (2003-04)
 Steve Midboe (1974)
 Richard Lee Miller (1959)
 Todd Miteness (1987)
 Mike Nielson (1977)
 Mark Owens (1976)
 Charles Pearson (1957)
 Karon Riley (1998-2000)
 Bob Sandberg (1941-42)
 Gordon Sullivan (1945)
 Jeff Sunvold (1985-86)
 Willie VanDeSteege (2005-08)

#92

Mayan Ahanotu (2018-19)
 John Babcock (1969-70)
 William Brody (2006-08)
 Mike Byrne (1972-74)
 Mark Darden (1983)
 Steve Davis (2005-06)
 Matt DeGeest (2004)
 Tai'von Devers (2016-17)
 Ryan Domin (2001-02)
 Troy Duerr (1994)
 Harris (1927)
 Roland Johnson (2012-13)
 Andy Kratochvil (1991-93)
 John Kukuk (1975-77, 1979)
 Dick Maas (1982)
 Ron Mertz (1988-90)
 Darryl Mia (1978)
 Robert Ndondo-Lay (2014-15)
 Rick Roth (1984)
 Dyon Russ (1996-99)
 Rudolph Sikich (1941, 1944)
 Harvey Simpson (2010-11)
 Lester Solon (1945)
 Daniel Striggow (2020-)
 Bryan Suess (1986)
 Alex Svedarsky (1987)
 Terry Turek (1980-81)
 Theron von Behren (1995)
 Thomas Weisbrod (1953)
 Maurice White (2000)

#93

Ken Anderson (1975)
 Dick Andolshek (1971)
 Steve Bisch (1978-81)
 Earl Brink (1944)
 William Brody (2006)
 Andre Davis (1990-92)
 Brandon Harston (2001-02)
 Kevin Holmes (1993-95)
 Bob House (1976-77)
 Terry Hrycak (1985-88)
 Merrick Jackson (2016-17)
 M.M. Johnson (1927)
 Bill Maxe (1945)
 Curtis Nelson (1968)
 Connor Novak-Goar (2019)
 Shawn O'Brien (1989)
 Derrick Onwuachi (2007-09)
 Ben Perry (2011-14)
 Charles Sandberg (1941)
 John Schlecht (1998-2000)
 Don Schmeckpepper (1943)
 Nhemie Theodore (2004-05)
 Gregg Wilson (1972-74)

Jude Wimberger (1996-97)
 Ivan Zubar (1982-83)

#94

Andy Austin (1994)
 Maurice Buchanan (2002-05)
 Jim Brunton (1965)
 Willie Dyson (2006-07)
 Steve Gibbons (1984-85)
 Jerry Gibson (2016)
 Todd Hallstrom (1978)
 Bob Halzlik (1945)
 Doug Hoefler (1990-93)
 Kevin Kellin (1979-82)
 Ric Lager (1977)
 Harold Legania (2012-14)
 Don Meyer (1976)
 Josh Rawlings (1995-98)
 Robertson (1927)
 Lynn Sandberg (1943)
 Antoine Simpson (1994)
 Bill Sims (1972-75)
 Chris Smith (1999)
 Bob Sparks (1944)
 Mac Stephens (1986-89)
 Dick Wildung (1940-42)

#95

Bergquist (1927)
 Jerry Bevan (1964)
 Alan Blanshan (1976-79)
 Anthony Bryant (1988-91)
 Anthony Burke (1983-86)
 Hendrick Ekpe (2013-16)
 Ralph Green (1992-95)
 Brandon Harston (2000)
 Mark Hebenstreit (1975)
 Antonio Horon (1980-81)
 Joe Lauterbach (1940-42)
 Tony Levine (1991)
 Fred Loewen (1972-73)
 Sean McWhirter (2007)
 Jon Michals (1996-99)
 Anthony Montgomery (2002-05)
 James O'Brien (1968)
 Tom Reinhardt (1943-45)
 Matthew Trickett (2021)
 D.L. Wilhite (2009-12)

#96

Andy Austin (1995)
 Glenn Bourquin (1975)
 Jason Brouwer (1987)
 Tim Burtt (1945)
 Mark Crawford (2020-)
 Mark DeSimone (1982-83)
 Earl Eli (1941)
 Melvin Ferguson (1981)
 Irwin Forseth (1972)
 Adam Haayer (1996-97)
 Curtis Hughes (2007-08)
 Brandon Kirksey (2008-11)
 Walter Kozak (1942)
 George Langenberg (1927)
 Sam Logan (2001-03)
 Jerry Michals (1995)
 Kevin Naddy (1974)
 Dave Ramlet (2013)
 Steven Richardson (2014-17)
 Logan Richter (2019-)
 Jeff Shuck (1978-80)
 Tim Setterquist (1970)
 Matt Stommes (2006-07)
 Kevin Sutton (1988-89)
 Dave Sykora (1998-2000)
 Steve Thompson (1984-86)
 Steve Werner (1976)
 Todd Wolkow (1990-94)
 Bob Ziegler (1977)

ALL-TIME NUMBERS

#97

Ray Ammentorp (1952-53)
William Christison (1966-69)
Scott Ekpe (2012-16)
Jerome Elliott (1996)
Dean Fiene (1978)
Bob Graiziger (1942)
Richard Holmstrom (1968)
Anthony Jacobs (2008-11)
Jalen Logan-Redding (2020-)
Mark Losli (2001-05)
Doug McClosky (1983)
Ben Mezera (1997-2000)
Darryl Mia (1979-81)
Travis Mitchell (1984)
Steve Neils (1971-73)
Alton Oster (1927)
Shawn Reed (1982)
Steve Rhodus (1985-87)
Bob Runkel (1945)
Carl Selmer (1943-44)
Royal Silver (2018)
Bob Smith (1939-41)
Scott Stauffacher (1982)
Steve Stewart (1974-77)
Michael Tarbutt (2019)
Trevor Walker (1990-94)
Ricky Williams (1988-89)
Erik Yates (1995)

#98

William Aldworth (1941-44)
Neel Allen (2004-07)
Michael Amaefula (2011-14)
Mike Cernoch (1996-2000)
Chris Connor (1970)
John Cranston (1968)
Anthony Davis (1979-82)
Mark Desimone (1984)
Bob Fern (1945)
Ted Harrison (1988)
Max Janes (2018)
Ivan Jankovic (1995)
Al Markert (1949-50)
Jon Melander (1985-87)
Gene Raiche (1971-72)
Antoine Richard (1994)
Jim Ronan (1976-78)
Eric Small (2008-09)
Jeff Smith (1973-75)
Andrew Veit (1990-93)
Dean Widseth (1946-48)

#99

John Abrahamson (1976-77)
Anthony Aitkin (1994)
Ogun Akbar (1992-93)
Matt Anderle (1997-00)
Tom Bienemann (1970)
Garrett Brown (2006-09)
Trill Carter (2019-)
Kraig Hackbarth (1988-91)
Ra Shede Hageman (2010-13)
Damian Haye (2001-02)
Vincent Hypolite (1995-96)
Jimmie James (1982)
Duane Jurgens (1979)
Lawrence Kaplan (1985)
Jerry Keeble (1983)
Dragan Kesich (2020-)
John Larson (1974)
Keith Lipka (2003-05)
Richard Maas (1979)
Larry Marko (1979)
Pat McCullough (1973)
Bill Patterson (1975)
Tom Sapp (1978)
Craig Schleisman (1979)

O.J. Smith (2018)
Andrew Stelter (2014-17)
John Westrum (1945)
Scott Williams (1991)

*NOTE: Numbers are
from 1926-27, 1931-2020.
Athletes must have seen game
action to be listed.*

PRO FOOTBALL HALL OF FAME

The Pro Football Hall of Fame was officially opened on Sept. 7, 1963. Located in Canton, Ohio, the original two buildings that made up the Hall of Fame were 19,000-square-foot. Inducted that day were the first 17 members, including Minnesota's Bronko Nagurski. In May of 1971, the Hall of Fame became three buildings and 34,000 total square feet that featured more space for display areas, a movie theater, gift shop and research library. Visitor attendance reached 200,000 annually for the first time that year. Today, new displays and the Game Day Stadium showing the "100-yard Universe", an NFL Films production, adorn the Hall of Fame.

Minnesota's seven Pro Football Hall of Fame inductees ranks highly among college football programs and is third in the Big Ten behind Michigan (11) and Ohio State (10).

Tony Dungy was Minnesota's seventh and most recent inductee into the Pro Football Hall. The former Gopher quarterback was enshrined on Aug. 6, 2016.

Dungy played for the Gophers from 1973-76 and was the team captain in 1976. After his collegiate career, Dungy signed with the Pittsburgh Steelers. In 1978, he intercepted six passes, second-best in the AFC, and helped the Steelers defeat the Dallas Cowboys in Super Bowl XIII. Dungy was the head coach of the Indianapolis Colts from 2002-08 and led the Colts to their first Super Bowl title in 2007.

Nagurski is the only college player to be named a first team consensus All-American at two different positions before leading the Chicago Bears to three NFL Championships. He was inducted in 1963 as a charter member.

Leo Nomellini was a three-time first team All-Big Ten player for Minnesota as well as a two-time All-American. He later went on to play for the San Francisco 49ers and played in every game of his professional career for 14 years. In 1970, he was named to the NFL's 25th anniversary team as one of the all-time great defensive tackles. He was inducted in 1969.

Bobby Bell was one of two Golden Gophers who brought the Outland Trophy to the U of M during his career. Bell won the award in 1962 before guiding the Kansas City Chiefs to two Super Bowls. Bell was inducted in 1983.

Bud Grant was an All-Big Ten end in 1948 and 1949 before he eventually became the head coach of the Minnesota Vikings. Grant coached the Vikings to 11 divisional titles and four Super Bowl appearances. He was enshrined in 1994.

Eller was a consensus All-American in 1963 and a three-time All-Big Ten selection during his U of M career. He went on to play 16 seasons in the NFL, 15 with the Minnesota Vikings. He was a five-time All-Pro and started at defensive end in four Super Bowls for the Vikings.

Sanders lettered for Minnesota in 1966 and 1967 as a tight end, earning All-Big Ten honors as a senior. He helped lead the Gophers to an 8-2 record and a share of the Big Ten title in 1967. Sanders moved to tight end as a senior where he caught 21 passes for 276 yards and two touchdowns. He was drafted by the Lions in the third round (74th overall pick) of the 1968 NFL Draft.




BOBBY BELL — 1983




BRONKO NAGURSKI — 1963




LEO NOMELELLINI — 1969




BUD GRANT — 1994



CHARLIE SANDERS — 2007



CARL ELLER — 2004



TONY DUNGY — 2016

COLLEGE FOOTBALL HALL OF FAME

A total of 21 former Golden Gopher players are enshrined in the College Football Hall of Fame. They range from Edward L. Rogers, who scored the game-tying touchdown in the famous Little Brown Jug game against Michigan in 1903, to Bobby Bell, who brought the Outland Trophy to the University of Minnesota in 1962. Minnesota's most recent inductee -- Bob Stein -- was added to the Hall of Fame in 2020.


In addition, three former Minnesota coaches, Bernie Bierman, Fritz Crisler and Henry Williams, have been inducted into the Hall as well. The Hall of Fame moved to Atlanta in August, 2014. It had previously been located in South Bend, Ind. and Kings Island, Ohio.

The first members of the College Football Hall of Fame were selected in 1951. Today, there are more than 1,000 players and coaches in the Hall.

The Hall of Fame is a part of the National Football Foundation, which was conceived in 1947 by the late Grantland Rice. In addition to sponsoring the Hall of Fame, the Foundation has awarded more than \$3 million in graduate school scholarships to college football players.



HENRY WILLIAMS
Coach (1900-21)
Inducted in 1951




BRONKO NAGURSKI
Fullback, Tackle (1927-29)
Inducted in 1951



BERT BASTON
End (1914-16)
Inducted in 1954




"FRITZ" CRISLER
Coach (1930-31)
Inducted in 1954



HERB JOESTING
Fullback (1925-27)
Inducted in 1954



ED WIDSETH
Tackle (1934-36)
Inducted in 1954



BERNIE BIERMAN
Coach (1932-41, 1945-50)
Inducted in 1955



DICK WILDUNG
Tackle (1904-42)
Inducted in 1957




FRANCIS "PUG" LUND
Halfback (1932-34)
Inducted in 1958



BIGGIE MUNN
Halfback (1929-31)
Inducted in 1959



JOHN MCGOVERN
Quarterback (1908-10)
Inducted in 1966



ED ROGERS
End, Kicker (1901-03)
Inducted in 1968




CHARLES WILKINSON
Guard (1934-36)
Inducted in 1969




BOBBY MARSHALL
End (1904-06)
Inducted in 1971




BRUCE SMITH
Halfback (1939-41)
Inducted in 1972



PAUL GIEL
Halfback (1951-53)
Inducted in 1975



LEO NOMELLINI
Tackle, Guard (1947-49)
Inducted in 1977



CLAYTON TONNEMAKER
Center (1946-49)
Inducted in 1980




BOBBY BELL
Tackle (1960-62)
Inducted in 1991



GEORGE FRANCK
Halfback (1938-40)
Inducted in 2002



TOM BROWN
Guard (1958-60)
Inducted in 2003



CARL ELLER
Guard (1961-63)
Inducted in 2006



SANDY STEPHENS
Quarterback (1959-61)
Inducted in 2011



BOB STEIN
Defensive End (1966-68)
Inducted in 2020

NATIONAL AWARDS

NATIONAL AWARD WINNERS

HEISMAN MEMORIAL TROPHY

1941 Bruce Smith, HB

WALTER CAMP AWARD

1953 Paul Giel, HB

JOHN OUTLAND TROPHY

1960 Tom Brown, G

1962 Bobby Bell, T

2005 Greg Eslinger, C

JIM THORPE AWARD

1999 Tyrone Carter, SS

DAVE RIMINGTON TROPHY

2005 Greg Eslinger, C

JOHN MACKAY AWARD

2006 Matt Spaeth, TE

NATIONAL COACH OF THE YEAR

1960 Murray Warmath AFCA, FWAA

1999 Glen Mason College Football News

AFCA REGION COACH OF THE YEAR

1960 Murray Warmath Division 6

1961 Murray Warmath Division 6

2013 Jerry Kill Region 3

2014 Jerry Kill Region 3

2019 P.J. Fleck Region 3

FIRST TEAM ALL-AMERICANS

Year	Name	Pos.	All-American service
1903	Fred Schacht %	T	AP
1904	Moses Strathern	E	AP
1909	Johnny McGovern %	QB	Walter Camp, Look Magazine
1910	James Walker %	T	Walter Camp, Look Magazine
1913	Clark Shaughnessy	FB	AP
	Lorin Solon	E	AP
1914	Lorin Solon	E	AP
1915	Bert Baston	E	AP, Walter Camp, Look Magazine
	Bernie Bierman	FB	AP
	Merton Dunningan	G	AP
1916	Bert Baston %	E	Walter Camp, AP
	C.I. "Shorty" Long	QB	AP
	George Hauser	T	International News Service
1917	George Hauser %	T	AP
1923	Ray Ecklund %	E	AP
	Earl Martineau	HB	AP, Walter Camp, Look Magazine
1926	Herb Joesting %	FB	AP, Look Magazine, Walter Camp
1927	Herb Joesting %	FB	AP, Walter Camp
	Harold Hanson	G	UPI
1928	George Gibson	G	AP, Look Magazine, Walter Camp
	Kenneth Haycraft	E	Collier's Weekly, Look Magazine
1929	Bronko Nagurski %	FB/T	AP, Look Magazine
1931	Clarence "Biggie" Munn %	G	AP, UPI, Look Magazine, Walter Camp
1933	Frank "Butch" Larson	E	UPI, Look Magazine, Collier's Weekly/Grantland Rice
	Francis "Pug" Lund	HB	AP, United Press, Liberty
1934	Frank "Butch" Larson %	E	AP, Look Magazine, Collier's Weekly/Grantland Rice
	Francis "Pug" Lund %	HB	AP, Liberty, Walter Camp, Collier's Weekly/Grantland Rice

	Bill Bevan %	G	Look Magazine, Collier's Weekly/Grantland Rice, Liberty, Look Magazine
	Bob Tenner	E	UPI
1935	Charles "Bud" Wilkinson	G	Grantland Rice, AP
	Ed Widseth %	T	Walter Camp, UPI, Liberty, INS, New York World Telegram
	Dick Smith	T	AP, UPI, New York World Telegram, Look Magazine
	Sheldon Beise	HB	American Sports Service, New York Daily Mirror
1936	Ed Widseth % *	T	Collier's/Grantland Rice, AP, INS, NEA, New York Sun, Look Magazine, New York Morning Telegram, Hearst, UPI, Paramount News
1937	Ray King	E	Walter Camp, Look Magazine, INS
	Andy Uram	FB	AP
1938	Francis Twedell	G	AP, UPI
1940	Urban Odson %	T	Liberty
	George Franck %	HB	Walter Camp, Collier's, AP, UPI, Look Magazine, Football Digest
1941	Bruce Smith %	HB	Walter Camp, INS, Time Life, AP, UPI, Look Magazine
	Dick Wildung %	T	Walter Camp, INS, Time Life, AP, UPI
1942	Dick Wildung %	T	Walter Camp, AP, Stern, Collier's/Grantland Rice, Look Magazine, Sporting News
1943	Bill Daley	FB	Collier's/Grantland Rice, AP
	Herb Hein	E	AP
	Paul Mitchell	T	Collier's/Grantland Rice
1948	Leo Nomellini %	T/G	Walter Camp, AP, INS, FWAA, AFCA, Collier's/Grantland Rice, The Sporting News, Look Magazine, Walter Camp, AP, Look Magazine, AFCA, Sporting News
1949	Leo Nomellini % *	T/G	Walter Camp, AP, FWAA, AFCA, Collier's/Grantland Rice, Look Magazine, The Sporting News
	Clayton Tonnemaker %	C	Walter Camp, AP, FWAA, AFCA, Collier's/Grantland Rice, Look Magazine, The Sporting News
1952	Paul Giel	HB	AP, Look Magazine, FWAA
1953	Paul Giel % *	HB	Walter Camp, AP, Look Magazine, FWAA, AFCA
1954	Bob McNamara	HB/FB	AP, Look Magazine, FWAA
1956	Tom Hobert	T	AP, Look Magazine, FWAA
1960	Tom Brown % *	G	Walter Camp, AP, Coach & Athlete, The Sporting News, NEA, UPI, AFCA, Look Magazine, New York News, ABC-TV, FWAA
1961	Sandy Stephens %	QB	Walter Camp, AP, UPI, The Sporting News, AFCA, FWAA
	Bobby Bell	T	AP, Look Magazine, FWAA, AFCA, The Sporting News
1962	Bobby Bell % *	T	Walter Camp, Look Magazine, AFCA, UPI, The Sporting News, TV Guide, FWAA, Williamson National Football Rating System, Coach & Athlete, CBS-TV, NEA
1963	Carl Eller %	T	Walter Camp, UPI, AP, TV Guide, Look Magazine, The Sporting News, CBS-TV, Time Magazine, New York News, FWAA, AFCA
1965	Aaron Brown %	E	AP, Look Magazine, UPI, FWAA, Collier's/Grantland Rice, The Sporting News
1967	Bob Stein	E	Walter Camp, AP, UPI, FWAA

NATIONAL AWARDS

Year	Name	Pos.	All-American service
1968	Bob Stein	E	Walter Camp, AP, UPI, FWAA
1971	Doug Kingsriter	TE	Bob Hope, AP
1997	Lamanzer Williams	DE	College Football Writers Association, FWAA
1998	Tyrone Carter	SS	Football News, The Sports Network
1999	Tyrone Carter %	SS	Walter Camp, AP, AFCA, FWAA, The Sporting News, CBS Sportsline, CollegeFootballNews.com
	Ben Hamilton %	C	AP, The Sporting News, CBS Sportsline
2000	Ben Hamilton %	C	Walter Camp, Football News, AFCA
	Preston Gruening	P	Football News
2004	Greg Eslinger	C	FWAA, SI.com
	Mark Setterstrom	G	Rivals.com
2005	Greg Eslinger % *	C	AP, Walter Camp, AFCA, FWAA, Rivals.com, SI.com
	Laurence Maroney	RB	Rivals.com
2006	Matt Spaeth	TE	AP
2014	Maxx Williams	TE	Sporting News, FWAA
2019	Antoine Winfield Jr. % *	DB	AFCA, AP, FWAA, Sporting News, Walter Camp

% Consensus All-American // * Unanimous All-American

OTHER ALL-AMERICANS

Year	Name	Team	Pos.	All-American service
1903	Sigmund Harris	3rd	QB	Walter Camp
1903	Ed Rogers	3rd	E	Walter Camp
1903	Moses Strathern	2nd	E	Walter Camp
1904	Sigmund Harris	3rd	QB	Walter Camp
1904	Walton Thorpe	3rd	G	Walter Camp
1905	Bobby Marshall	2nd	E	Walter Camp
1906	Bobby Marshall	2nd	E	Walter Camp
1909	H.E. Farnam	3rd	QB	Walter Camp
1910	George Bromley	2nd	G	Look Magazine
1911	Reuben Rosenwald	2nd	G	Walter Camp, New York Globe
1912	Clark Shaughnessy	3rd	G	Walter Camp
1925	Leonard Walsh	2nd	G	Chicago Tribune
1929	Bob Tanner	2nd	E	New York Post, NEA
1930	Clarence "Biggie" Munn	3rd	G	NEA
1931	Jack Manders	2nd	FB	Central Press Association
1932	Jack Manders	3rd	FB	International News Service
1933	Roy Den	2nd	C	UPI
1934	Stan Kostka	2nd	FB	College Sports Writers
1936	Andy Uram	2nd	HB	AP, Central Press Association
1937	Francis Twedell	2nd	G	AP, UPI
1947	Leo Nomellini	2nd	G	AP, UPI, INS
1948	Clayton Tonnemaker	3rd	C	FWAA
1949	Bud Grant	2nd	E	FWAA
2013	Ra'Shede Hageman	3rd	DT	AP
2014	Maxx Williams	2nd	TE	AP, Walter Camp
2019	Rashod Bateman	3rd	WR	AP
2020	Mohamed Ibrahim	3rd	RB	AP

FRESHMAN ALL-AMERICANS

Year	Name	Team	Pos.	All-American service
2001	Bradley Vance	1st	LB	FWAA
2002	Charlton Keith	1st	DE	Rivals.com
2003	Laurence Maroney	1st	RB	FWAA, Rivals.com
2003	Matt Spaeth	1st	TE	Rivals.com
2005	Steve Davis	1st	DE	FWAA, Rivals.com
2007	Adam Weber	3rd	QB	CFN, Sporting News
2013	Ben Lauer	1st	LT	FWAA
2013	Maxx Williams	3rd	TE	Athlon
2016	Antoine Winfield Jr.	1st	DB	Pro Football Focus
2021	Justin Walley	1st	DB	247Sports

ACADEMIC ALL-AMERICANS

1956	Bob Hobert, Tackle
1959	Mike Wright, Tackle
1960	Frank Brixius, Tackle
1968	Bob Stein, End
1970	Barry Mayer, HB
1985	David Puk, RB (2nd)
1990	Brent Herbel, P (1st)
1993	Justin Conzemius, DB (2nd)
1993	Omar Douglas, WR (2nd)
1993	Jeff Rosga, LB (2nd)
1994	Justin Conzemius, DB (1st)
1995	Justin Conzemius, DB (2nd)
2003	Justin Isom, DB (2nd)
2004	Greg Eslinger, C (2nd)
2005	Greg Eslinger, C (2nd)
2005	Mark Losli, DT (2nd)
2014	Maxx Williams, TE (1st)
2015	Brandon Lingen, TE (2nd)
2018	Payton Jordahl, LS, (1st)
2018	Gary Moore, DL, (1st)
2018	Sam Renner, DL (2nd)
2019	Blaise Andries, OL (2nd)
2019	Sam Renner, DL (2nd)
2020	Blaise Andries, OL (1st)
2021	Blaise Andries, OL (1st)
2021	Jack Gibbens, LB (2nd)

NCAA POSTGRADUATE SCHOLARSHIP

1969	Bob Stein
1971	Barry Mayer
1973	Doug Kingsriter
1978	Bobby Weber
1999	Parc Williams

TEAM AWARDS

BRONKO NAGURSKI AWARD

TEAM MOST VALUABLE

PLAYER

1930	Clarence Munn, G
1931	Clarence Munn, G
1932	Roy Oen, C
1933	Francis "Pug" Lund, HB
1934	Francis "Pug" Lund, HB
1935	Vernal "Babe" LeVoi, B
1936	Ed Widseth, T
1937	Rudy Gmitro, HB
1938	Larry Bukher, FB
1939	Harold Van Every, HB
1940	Bob Paffrath, QB
1941	Bob Sweiger, B
1942	Dick Wildung, T
1943	Paul Mitchell, T
1944	John Lundquist, B
1945	Bob Fitch, T
1946	Billy Bye, HB
1947	Larry Olsonoski, G
1948	Everette Faunce, HB
1949	"Bud" Grant, E
1950	Wayne Robinson, C
1951	Ron Engel, HB
1952	Paul Giel, HB*
1953	Paul Giel, HB*
1954	Bob McNamara, RB
1955	Don Swanson, QB
1956	Bobby Cox, QB
1957	Dick Larson, QB
1958	Everette Gerths, G
1959	Tom Moe, E
1960	Tom Brown, G
1961	Sandy Stephens, QB
1962	Bobby Bell, T
1963	Carl Eller, T
1964	Joe Pung, C
1965	John Hankinson, QB
1966	Tim Wheeler, LB
1967	Tom Sakal, DB
1968	Wayne King, LB
1969	Ray Parson, E
1970	Jeff Wright, DB
1971	Tom Chandler, DE
1972	John King, FB
1973	Matt Herkenhoff, OT
	Steve Neils, DE
1974	Ollie Bakken, LB
1975	Tony Dungy, QB
1976	Tony Dungy, QB
1977	Steve Midboe, DT
1978	Marion Barber, TB
1979	Mark Carlson, QB
1980	Marion Barber, TB
1981	Mike Hohensee, QB
1982	Mike Hohensee, QB
1983	Randy Rasmussen, OT
1984	Rickey Foggie, QB
1985	Rickey Foggie, QB
1986	Darrell Thompson, TB
1987	Rickey Foggie, QB
1988	Chris Gaiters, WR
1989	Darrell Thompson, TB
1990	Mike Sunvold, DT
1991	Sean Lumpkin, DB
1992	Keith Ballard, OL
1993	Omar Douglas, WR
1994	Chris Darkins, RB

1995	Craig Sauer, LB
1996	Ryan Thelwell, WR
	Gann Brooks, OT
1997	Lamanzer Williams, DE
1998	Tyrone Carter, SS
1999	Tyrone Carter, SS
2000	Ben Hamilton, C
	Ron Johnson, WR
2001	Ron Johnson, WR
2002	Jermaine Mays, WR
2003	Asad Abdul-Khaliq, QB
2004	Marion Barber III, RB
	Laurence Maroney, RB
2005	Greg Eslinger, C
	Laurence Maroney, RB
2006	Matt Spaeth, TE
2007	Dominique Barber, FS
2008	Willie VanDeSteege, DE
2009	Eric Decker, WR
2010	Adam Weber, QB
2011	MarQueis Gray, QB
2012	MarQueis Gray, QB
2013	Ra'Shede Hageman, DT
2014	David Cobb, RB
2015	Mitch Leidner, QB
2016	Rodney Smith, RB
2017	Rodney Smith, RB
2018	Tyler Johnson, WR
2019	Antoine Winfield Jr., DB
	Rashod Bateman, WR
2020	Award not distributed
2021	Award not distributed

NOTE: Team MVP award became the Bronko Nagurski Award in 1985.

BRUCE SMITH AWARD

OUTSTANDING OFFENSIVE

PLAYER

1979	Elmer Bailey, SE
1980	Garry White, FB
1981	Chester Cooper, FL
1982	Randy Rasmussen, OG
1983	Jay Carroll, TE
1984	Mark VonderHaar, OT
1985	Ray Hitchcock, C
1986	Darrell Thompson, RB
1987	Darrell Thompson, RB
1988	Chris Gaiters, SE
1989	Darrell Thompson, RB
1990	Marquel Fleetwood, QB
1991	Patt Evans, TE
1992	Antonio Carter, RB
1993	Omar Douglas, WR
1994	Chris Darkins, RB
1995	Cory Sauter, QB
1996	Tutu Atwell, WR
1997	Tutu Atwell, WR
1998	Luke Lewerson, WR
1999	Thomas Hamner, RB
2000	Ron Johnson, WR
2001	Ron Johnson, WR
	Tellis Redmon, RB
2002	Terry Jackson II, RB
2003	Asad Abdul-Khaliq, QB
2004	Marion Barber III, RB
2005	Greg Eslinger, C
2006	Logan Payne, WR
2007	Eric Decker, WR
2008	Adam Weber, QB

	Eric Decker, WR
2009	Eric Decker, WR
2010	Da'Jon McKnight, WR
	MarQueis Gray, QB/WR
2011	MarQueis Gray, QB
2012	Donnell Kirkwood, RB
2013	David Cobb, RB
2014	David Cobb, RB
2015	Mitch Leidner, QB
2016	Rodney Smith, RB
2017	Nate Wozniak, TE
2018	Mohamed Ibrahim, RB
2019	Tyler Johnson, WR
	Rodney Smith, RB
2020	Award not distributed
2021	Award not distributed

CARL ELLER AWARD

OUTSTANDING DEFENSIVE

PLAYER

1979	Keith Edwards, FS
1980	Jeff Schuh, DE
1981	Jim Fahnhorst, LB
1982	Karl Mecklenburg, DT
1983	Peter Najarian, LB
1984	Peter Najarian, LB
1985	Peter Najarian, LB
1986	Mark Dusbabek, LB
1987	Jon Leverenz, LB
1988	Joel Brown, SS
1989	Eddie Miles, LB
1990	Mike Sunvold, DE
1991	Sean Lumpkin, DB
1992	Dennis Cappella, DL
1993	Andrew Veit, LB
1994	Craig Sauer, LB
1995	Craig Sauer, LB
1996	Parc Williams, LB
1997	Lamanzer Williams, DE
1998	Tyrone Carter, SS
1999	Tyrone Carter, SS
2000	Karon Riley, DE
2001	Jack Brewer, FS
2002	Eli Ward, FS
2003	Eli Ward, FS
2004	Darrell Reid, DE
2005	John Pawielski, FS
2006	Mike Sherefs, LB
2007	Dominique Barber, FS
2008	Lee Campbell, LB
	Garrett Brown, DT
2009	Lee Campbell, LB
2010	Gary Tinsley, LB
2011	Kim Royston, DB
2012	Michael Carter, DB
2013	Ra'Shede Hageman, DT
2014	Damien Wilson, LB
2015	Eric Murray, CB
2016	Damarius Travis, S
2017	Jonathan Celestin, LB
2018	Carter Coughlin, RE
2019	Antoine Winfield Jr., DB
2020	Award not distributed
2021	Award not distributed

NOTE: The Defensive MVP Award became the Carl Eller Award in 1984.

BOBBY BELL AWARD

OUTSTANDING SPECIAL TEAMS

PLAYER

1984	Larry Joyner, SS
1985	Chip Lohmiller, PK
1986	Chip Lohmiller, PK
1987	Chip Lohmiller, PK
1988	Brent Herbel, P
1989	Brent Berglund, P
1990	Kenneth Seebree, CB
1991	Ken McClintock, RB
1992	Jon Lewis, WR
1993	Scott Williams, LS
1994	Rishon Early, FS
1995	Mike Chalberg, PK
1996	Rishon Early, FS
1997	Tutu Atwell, WR
1998	Adam Bailey, PK
1999	Dan Nystrom, PK
2000	Preston Gruening, P
2001	Marion Barber III, RB
2002	Jermaine Mays, WR
	Dan Nystrom, PK
2003	Rhys Lloyd, P/PK
2004	John Shevlin, LB
2005	Jakari Wallace, WR
2006	Tom Hennessey, FB
2007	Justin Kucek, P
	Nathan Triplett, LB
2008	Nathan Triplett, LB
2009	Jon Hoese, FB
2010	Troy Stoudermire, CB
2011	Jordan Wettstein, K
2012	Christian Eldred, P
2013	Peter Mortell, P
2014	Peter Mortell, P
2015	Peter Mortell, P
2016	Emmit Carpenter, K
2017	Ryan Santoso, P
2018	Payton Jordahl, LS
2019	Jacob Herbers, P
	Award not distributed
2021	Award not distributed

BUTCH NASH AWARD

COMPETITIVE ON THE FIELD

AND IN THE CLASSROOM

1984	John Kelly, C
1985	Andy Hare, FL
1986	Anthony Burke, OT
1987	Brian Bonner, LB
1988	Ross Ukkelberg, DT
1989	Dan Limmatta, OT
1990	Frank Jackson, CB
1991	Joel Staats, LB
1992	Russ Heath, LB
1993	Omar Douglas, WR
1994	Justin Conzemius, DB
1995	Justin Conzemius, DB
1996	Cory Sauter, QB
1997	Parc Williams, LB
1998	Parc Williams, LB
1999	Ben Mezera, LB
2000	Ben Hamilton, C
2001	Derek Burns, OG
2002	Dan Kwapinski, DT
2003	Greg Eslinger, C
2004	Mark Setterstrom, OG
2005	Greg Eslinger, C
2006	Dominic Jones, CB

TEAM AWARDS

2007	John Shevlin, LB
	Steve Shidell, OT
2008	Jeff Tow-Arnett, C
	Marcus Sherels, DB
2009	Jon Hoese, FB
	Garrett Brown, DT
2010	D.J. Burris, C
	Ryan Collado, DB
2011	Aaron Hill, LB
2012	Aaron Hill, LB
2013	Jon Christenson, OL
2014	Jon Christenson, OL
2015	Jon Christenson, OL
2016	Scott Ekpe, DL
2017	Brandon Lingen, TE
	Andrew Stelter, DL
2018	Payton Jordahl, LS
	Gary Moore, DL
	Sam Renner, DL
2019	Sam Renner, DL
2020	Award not distributed
2021	Award not distributed

NOTE: The Butch Nash Award began in 1984.

PAUL GIEL AWARD UNSELFISHNESS AND MOST CONCERN ABOUT THE U OF M

1984	Dwayne McMullen, FB
1985	David Puk, FL
1986	Norries Wilson, OT
1987	Dan Rechten, OT
1988	Pat Hart, C
1989	Jon Melander, OT
1990	Jim King, RB
1991	Scott Schaffner, QB
1992	Ken McClintock, RB
1993	Antonio Carter, RB
1994	Ed Hawthorne, DT
1995	Chris Darkins, RB
1996	Jerome Davis, DT
1997	Cory Sauter, QB
1998	Troy Duerr, OT
1999	Ben Hamilton, C
2000	Justin Hall, LB
2001	Jack Brewer, FS
2002	Jeremiah Carter, OT
2003	Joe Quinn, OG
2004	Dominique Sims, LB
2005	Mark Setterstrom, OG
2006	Dominique Barber, FS
2007	Tony Brinkhaus, C
	Todd Meisel, DT
2008	Tony Mortensen, QB
	Eric Small, DT
2009	Adam Weber, QB
	Ryan Collado, DB
2010	Duane Bennett, RB
2011	Adam Lueck, QB
2012	MarQueis Gray, QB
2013	Brock Vereen, DB
	Aaron Hill, LB
2014	Donnell Kirkwood, RB
2015	Jon Christenson, OL
2016	Mitch Leidner, QB
2017	Adekunle Ayinde, DB
	Eric Carter, WR
2018	Emmit Carpenter, K
2019	Mohamed Ibrahim, RB
2020	Award not distributed

2021 Award not distributed

NEIL FREDENBURG AWARD COURAGE AND LOVE OF THE

GAME	
1999	Sean Hoffman, LB
2000	Sean Hoffman, LB
2001	Steve Murray, DB
2002	Jeremiah Carter, OT
2003	Dan Kwapinski, DT
2004	Jakari Wallace, WR
2005	Matt Spaeth, TE
2006	Mike Sherels, LB
2007	Mike Sherels, LB
	Justin Valentine, FB
2008	Jack Simmons, TE
	Kyle Theret, S
2009	Eric Small, DT
	Lee Campbell, LB
	Nick Tow-Arnett, TE
2010	Jon Hoese, FB
	Anthony Jacobs, DL
2011	Duane Bennett, RB
2012	Mike Rallis, LB
2013	Aaron Hill, LB
2014	Mitch Leidner, QB
2015	Mitch Leidner, QB
2016	Mitch Leidner, QB
	Jack Lynn, LB
	Nick Rallis, LB
2017	Thomas Barber, LB
	Conor Rhoda, QB
2018	Thomas Barber, LB
2019	Tanner Morgan, QB
2020	Award not distributed
2021	Award not distributed

OFFENSIVE SCOUT TEAM AWARD

OUTSTANDING PLAY ON THE OFFENSIVE SCOUT TEAM

1997	Michael Mullen, RB
1998	Scooter Baugus, TE
1999	Ben Utecht, WR
2000	Clarence Woods, WR
2001	Jerry Macken, FB
2002	Zack Kartak, RB
2003	Kevin Salmen, TE
2004	Tommy Jacobs, OG
2005	Joe Swanson, OG
2006	Matt Krueger, OG
2007	Kyle Moore, WR
2008	Matt Carufel, OL
2009	Ed Olson, OL
2010	Lamonte Edwards, RB
2011	Cole Banham, RB
2012	Cole Banham, RB
	Mitch Leidner, QB
2013	Jephte Matilus, LB
	(scout team RB)
2014	Matt Leidner, OL
2015	Conor Rhoda, QB
2016	Seth Green, QB
2017	Mohamed Ibrahim, RB
2018	Brevyn Spann-Ford, TE
2019	Johnny Santana, QB
2020	Award not distributed
2021	Award not distributed

DEFENSIVE SCOUT TEAM AWARD

OUTSTANDING PLAY ON THE DEFENSIVE SCOUT TEAM

1997	Curtese Poole, LB
1998	Karon Riley, DE
1999	DaVonta Bell, LB
2000	Darrell Reid, LB
2001	Charlton Keith, DE
2002	Eric Clark, DE;
	Pat McCarthy, LB
	Eric Washington, LB
2003	John Shevlin, LB
2004	Seth Thompson, DB
2005	Brody Grandas, CB
2006	Mike Hart, LB
2007	Andre Taté, LB
2008	Kim Royston, DB
2009	Aaron Hill, LB
2010	Cameron Botticelli, DE
2011	Jephte Matilus, LB
2012	Matt Garin, DE
	Jack Lynn, LB
2013	Chris Wipson, LB
2014	Cody Poock, LB
2015	Gary Moore, DL
	Winston DeLattiboudere, DE
2016	Gary Moore, DL
2017	Esezi Otomowo, DL
2018	Mayan Ahanotu, DL
2019	DeAngelo Carter, DL
2020	Award not distributed
2021	Award not distributed

SPECIAL TEAMS SCOUT TEAM AWARD

OUTSTANDING PLAY ON SPECIAL TEAMS SCOUT TEAM

2017	Jack Leius, DB
2018	Preston Jelen, RB
2019	Derik LeCaptain, LB
2020	Award not distributed
2021	Award not distributed

TONY DUNGY AWARD CHARACTER AND COMMUNITY SERVICE

2007	Amir Pinnix, RB
2008	Deon Hightower, LB
2009	Eric Decker, WR
2010	R.J. Buckner, RB
2011	Brandon Kirksey, DL
2012	Connor Cosgrove, WR
2013	Chris Hawthorne, K
2014	Luke McAvoy, OL
2015	Jon Christenson, OL
2016	Damarius Travis, S
2017	Emmit Carpenter, K
	Ryan Santos, P
	Seth Green, WR
2018	Winston DeLattiboudere, DL
2019	Seth Green, WR
2020	Award not distributed
2021	Award not distributed

GARY TINSLEY AWARD PLAYER WHO BEST EMBRACED TINSLEY'S UNDERDOG PERSONA

2012	Keanon Cooper, LB
2013	David Cobb, RB
2014	Brian Boddy-Calhoun, CB
2015	Adekunle Ayinde, S
2016	Blake Cashman, LB
2017	Blake Cashman, LB
	Kobe McCrary, RB
	Jacob Huff, DB
2018	Kamal Martin, LB
2020	Award not distributed
2021	Award not distributed

OUTSTANDING FIRST YEAR PLAYERS

OUTSTANDING PLAY BY A FIRST YEAR PLAYER

2007	Kyle Theret, S
	Adam Weber, QB
2008	DeLeon Eskridge, RB
	Simoni Lawrence, LB
	Troy Stoudermire, KR
2009	MarQueis Gray, QB
	D.L. Wilhite, DE
2010	Ed Olson, OT
	Matt Garin, DE
2011	Devin Crawford-Tufts, WR
	Marcus Jones, RB
	Michael Amaefula, DE
2012	Philip Nelson, QB
	Rodrick Williams Jr., RB
	Scott Ekpe, DT
2013	Max Williams, TE
	Donovahn Jones, WR
	Hendrick Ekpe, DT
2014	Brandon Lingen, TE
	Steven Richardson, DL
2015	Shannon Brooks, RB
	KiAnte Hardin, CB
2016	Tyler Johnson, WR
	Antoine Winfield Jr., S
2017	Conner Olson, OL
	Nate Umlor, DL
2018	Rashod Bateman, WR
	Daniel Faalele, OL
	Esezi Otomowo, DL
	Terrell Smith, DB
2019	Curtis Dunlap Jr., OL
	Braelen Oliver, LB
2020	Award not distributed
2021	Award not distributed

BIG TEN AWARDS

BIG TEN CHAMPIONSHIPS

1900, 1903, 1904, 1906, 1909, 1910, 1911, 1915, 1927, 1933, 1934, 1935, 1937, 1938, 1940, 1941, 1960, 1967

BIG TEN WEST DIVISION CHAMPIONSHIPS

2019 (T-1st)

CHICAGO TRIBUNE BIG TEN

MOST VALUABLE PLAYER

1931 Clarence "Biggie" Munn, G
1934 Francis "Pug" Lund, HB
1952 Paul Giel, HB
1953 Paul Giel, HB
1960 Tom Brown, G
1961 Sandy Stephens, QB

BIG TEN FRESHMAN OF THE YEAR

1986 Darrell Thompson, RB
2003 Laurence Maroney, RB

DEFENSIVE BACK OF THE YEAR

2019 Antoine Winfield Jr.

DEFENSIVE LINEMAN OF THE YEAR

2000 Karon Riley, DE

OFFENSIVE LINEMAN OF THE YEAR

2005 Greg Eslinger, C

KICKER OF THE YEAR

2016 Emmitt Carpenter

PUNTER OF THE YEAR

2014 Peter Mortell

RECEIVER OF THE YEAR

2019 Rashod Bateman

RUNNING BACK OF THE YEAR

2020 Mohamed Ibrahim

TIGHT END OF THE YEAR

2014 Maxx Williams

DAVE McCLAIN COACH OF THE YEAR

1999 Glen Mason
2014 Jerry Kill

HAYES-SCHEMBECHLER COACH OF THE YEAR

2014 Jerry Kill
2019 P.J. Fleck

ALL-BIG TEN FIRST TEAM

2021 Blaise Andries, OL (media)
Daniel Faalele, OL (coaches)
2020 Mohamed Ibrahim, RB
2019 Tyler Johnson, WR
Rashod Bateman, WR
Antoine Winfield Jr. DB
2018 Tyler Johnson, WR (media)
2016 Emmitt Carpenter, K (media)
2014 Brian Boddy-Calhoun, CB (media)
Zac Epping, OL (media)
Peter Mortell, P
Maxx Williams, TE
Damien Wilson, LB (media)
2013 Ra'Shede Hageman, DT
Brock Vereen, DB (coaches)
2009 Eric Decker, WR (coaches)
2008 Eric Decker, WR
Willie VanDeSteege, DE (media)

2006 Matt Spaeth, TE
2005 Greg Eslinger, C
Laurence Maroney, RB
Mark Setterstrom, OG
Matt Spaeth, TE
2004 Ukee Dozier, CB (media)
Greg Eslinger, C
Laurence Maroney, RB
Rian Melander, OT
Mark Setterstrom, OG
Marion Barber III, RB
2003 Greg Eslinger, C
Ben Utecht, TE (coaches)
2001 Jack Brewer, FS (media)
2000 Ben Hamilton, C
Karon Riley, DE
Ron Johnson, WR (media)
Willie Middlebrooks, CB (media)
1999 Tyrone Carter, SS
Ben Hamilton, C
Thomas Hamner, RB
Karon Riley, DE (coaches)
1998 Tyrone Carter, SS
1997 Lamanzer Williams, DE
1994 Ed Hawthorne, DT (coaches)
Chris Darkins, RB (media)
1991 Sean Lumpkin, DB
Patt Evans, TE (media)
1990 Chris Thome, C (coaches)
1987 Troy Wolkow, OG (coaches)
1986 Darrell Thompson, TB
Chip Lohmiller, K (coaches)
Bruce Holmes, LB (coaches)
1981 Jim Fahnhorst, LB
Ken Dallafair, OT (coaches)
1980 Garry White, FB
Marion Barber, TB
Jeff Schuh, DE (media)
1979 Elmer Bailey, SE (coaches)
1978 Marion Barber, TB
Paul Rogind, K
Keith Brown, DB (media)
Stan Sytsma, DE (coaches)
1977 Paul Rogind, K (coaches)
Steve Midboe, DT (coaches)
1976 George Adzick, SS (coaches)
1974 Keith Simons, DL (media)
1973 Steve Neils, E
Keith Fahnhorst, E (media)
1972 John King, RB (media)
1971 Doug Kingsriter, E
Bill Light, LB (media)
1970 Bill Light, LB (media)
Jeff Wright, DB (media)
1969 Ray Parson, E (coaches)
1968 Bob Stein, E
Dick Enderle, G (coaches)
Noel Jenke, G (media)
1967 John Williams, T (coaches)
Bob Stein, E (coaches)
McKinley Boston, T (coaches)
Tom Sakal, B (coaches)
1965 Aaron Brown, E (coaches)
1964 Kraig Lofquist, B (coaches)
Aaron Brown, E (coaches)
1963 Carl Eller, T
1962 Bobby Bell, T
Julian Hook, G
John Campbell, E
1961 Bobby Bell, T
1960 Tom Brown, G
Tom Hall, E

Greg Larson, C
1958 Mike Svendsen, C
1956 Robert Hobert, RB
1954 Bob McNamara, RB
1953 Paul Giel, RB
1952 Bob McNamara, RB
Percy Zachary, G
Paul Giel, RB
1949 Leo Nomellini, G
Clay Tonnenmaker, C
Harry "Bud" Grant, E
1948 Leo Nomellini, G
Harry "Bud" Grant, E
1947 Leo Nomellini, G
1943 Paul Mitchell, T
1942 Dick Wildung, T
1941 Dick Wildung, T
Bill Daley, HB
Bob Fitch, E
Len Levy, G
Bruce Smith, HB
1940 George Franck, HB
Urban Odson, T
1939 Win Pederson, T
1938 Wilbur Moore, QB
Francis Twedell, G
1937 Rudy Gmitro, HB
Ray King, E
Lou Midler, T
Francis Twedell, G
1936 Andy Uram, HB
Edwin Widseth, T
Sheldon Beise, FB
1935 Vernal "Babe" LeVoir, QB
Dick Smith, T
Edwin Widseth, T
Charles "Bud" Wilkinson, G
1934 Phil Bengston, T
Bill Bevan, G
Frank "Butch" Larson, E
Francis "Pug" Lund, HB-FB
Bob Tenner, E
Edwin Widseth, T
1933 Frank "Butch" Larson, E
Francis "Pug" Lund, HB-FB
1932 Marshall Wells, T
1931 Jack Manders, FB
Clarence "Biggie" Munn, G
1930 Clarence "Biggie" Munn, G
1929 Bronko Nagurski, T
Robert Tanner, E
1928 George Gibson, G
Kenneth Haycraft, E
Fred Hovde, QB
1927 Harold "Shorty" Almquist, QB
Mitchell Gary, T
Harold Hanson, T
Kenneth Haycraft, E
Herbert Joesting, FB
1926 Mitchell Gary, T
Harold Hanson, G
Herbert Joesting, FB
Roger Wheeler, E
1925 Len Walsh, G
1924 George Abramson, G
Ted Cox, T
1923 Ray Eklund, E
1922 Earl Martineau, HB
1920 Festus Tierney, G
1919 Arnold Oss, HB
1918 Norman Kingsley, FB
1917 George Hauser, T

BIG TEN AWARDS

1916 Albert "Bert" Baston, E
Conrad Eklund, G
Frank Mayer, T
Arnold "Pudge" Wyman, FB

1915 Albert "Bert" Baston, E
Bernard "Bernie" Bierman, FB
Merton Dunningan, G

1914 Lorin Solon, E-FB

1913 Clark Shaughnessy, FB
Lorin Solon, E-FB

1911 Clifford Morrell, C
Reuben Rosenwald, HB

1910 John McGovern, QB
Reuben Rosenwald, HB
James Walker, T

1909 H.E. Farnam, C
John McGovern, QB
Earl Pickering, FB
Reuben Rosenwald, HB
James Walker, T

1908 Orren Safford, C

1907 Harry Capron, E
George Case, T
George Case, T

1906 George Case, T
Robert "Bobby" Marshall, E
Theodore Vita, G

ALL-BIG TEN SECOND TEAM

2021 John Michael Schmitz, C (coaches)
Boye Mafe, DE (media)

2019 Tanner Morgan, QB
Rodney Smith, RB
Carter Coughlin, DL

2018 Tyler Johnson, WR (coaches)
Blake Cashman, LB (media)
Carter Coughlin, LB

2016 Emmitt Carpenter, K (coaches)

2014 Briean Boddy-Calhoun, DB (coaches)
David Cobb, RB
Zac Epping, OL (coaches)
Eric Murray, DB (coaches)
Damien Wilson, LB (coaches)

2013 Theiren Cockran, DL (media)

2012 D.L. Wilhite, DE, (media)

2008 Adam Weber, QB (coaches)
Jack Simmons, TE (media)
Traye Simmons, CB (coaches)
Willie VanDeSteege, DE (coaches)

2007 Dominique Barber, S
Justin Kucek, P (media)

2006 Willie VanDeSteege, DE (media)

2005 Anthony Montgomery, NT (coaches)

2004 Darrell Reid, DE

2003 Rian Melander, OT
Joe Quinn, OG

2001 Ben Utecht, TE
Ron Johnson, WR

2000 Preston Gruening, P
Dan Nystrom, K
John Schlecht, DT
Sean Hoffman, LB

1999 John Schlecht, DT
Willie Middlebrooks, CB

1998 Thomas Hamner, RB

1997 Tutu Atwell, WR
Tyrone Carter, SS

1995 Todd Jesewitz, OG
Rodney Heath, CB

1994 Mike Chalberg, K

1993 Rob Rogers, OG
Omar Douglas, WR

1992 Keith Ballard, OL
Dennis Cappella, DL
Dean Kaufman, P

1991 Ted Harrison, OL

1990 Mike Sunvold, OT
Sean Lumpkin, DB

1989 Brent Berglund, K
Dan Liimata, OL
Darrell Thompson, TB
Mike Sunvold, DT

1988 Brent Herbel, P

1987 Paul Anderson, OL
Rickey Foggie, QB
Darrell Thompson, TB
Chip Lohmiller, K
Jon Leverenz, LB

1986 Ray Hitchcock, C
Larry Joyner, SS
Jim Hobbins, OL
Troy Wolkow, OL

1985 Ray Hitchcock, C
Peter Najarian, LB
Jon Lilleberg, OG
Larry Joyner, SS

1984 Peter Najarian, LB
Adam Kelly, P
Mark VonderHaar, OT

1983 Peter Najarian, LB

1982 Randy Rasmussen, OL
Bill Humphries, OL
Karl Mecklenburg, DE

1981 Chester Cooper, FL
Bill Humphries, OL
Karl Mecklenburg, DE
Fred Orgas, DL

1980 Marion Barber, RB
Ken Dallafior, OG
Mike Robb, FS
Jeff Schuh, LB
Dana Noel, DT

1978 Doug Friberg, NG
Jim Ronan, DT
Mark Merrill, DT
Mark Slater, C
Bobby Weber, DB

1976 Tony Dungy, QB
Ron Kullas, WR
George Washington, DL

1975 Tony Dungy, QB
Doug Beaudoin, S

1974 Keith Simons, T
Ollie Bakken, LB
Rick Upchurch, WR
Darrell Bunge, LB
Rick Upchurch, WR

1972 Tim Alderson, DB

1971 Craig Curry, QB
Ernie Cook, FB
Jack Babcock, OT
Alvin Hawes, OT
Barry Mayer, RB
Walt Bowser, S

1968 Ezell Jones, T
Ron Kamzelski, DT
Ray Parson, T
Doug Roalstad, S

1967 Charles Sanders, TE
Ed Duren, OG

1964 Aaron Brown, DE
Joe Pung, C
Mike Reid, FB

1963 Frank Marchewski, C

1962 Carl Eller, T
Bob Prawdzik, DE

ALL-BIG TEN THIRD TEAM (STARTED IN 2015)

2021 John Michael Schmitz, C (media)
Conner Olson, OL (coaches)
Boye Mafe, DE (coaches)

2020 Rashod Bateman, WR
Conner Olson, OL (media)
Blaise Andries, OL (media)

2019 Blaise Andries, OL

2018 Blake Cashman, LB (coaches)

2017 Thomas Barber, LB (media)

2016 Jonah Pirsig, OL
Steven Richardson, DL
Rodney Smith, RB
Drew Wolitarsky, WR (media)

2015 Briean Boddy-Calhoun, CB (media)
Peter Mortell, P
Eric Murray, CB
Ryan Santoso, K (coaches)

BIG TEN PLAYERS OF THE WEEK

O – Offense; D – Defense; S – Special Teams;

F – Freshman

1987

10/10 O Rickey Foggie, QB

1989

10/2 O Darrell Thompson, RB

1990

9/17 D Frank Jackson, SS

10/22 D Sean Lumpkin, SS

11/5 D Mike Sunvold, DT

1991

11/23 O Rob St. Sauver, QB

1993

10/11 O Omar Douglas, WR

10/25 D Andy Veit, LB

1994

10/24 D Craig Sauer, LB

1995

10/7 O Chris Darkins, RB

1996

9/23 D Tyrone Carter, SS

S Adam Bailey, K

11/18 O Cory Sauter, QB

1997

9/15 S Tutu Atwell, WR

10/20 S Adam Bailey, K

11/17 D Tyrone Carter, SS

1998

9/21 D Tyrone Carter, SS

10/24 O Luke Levenson, WR

S Adam Bailey, K

1999

9/12 O Thomas Hamner, RB

10/3 D Sean Hoffman, LB

11/7 O Billy Cockerham, QB

11/14 S Dan Nystrom, K

11/21 D Tyrone Carter, SS

2000

9/18 O Thomas Tapeh, RB

10/1 O Tellis Redmon, RB

10/15 S Dan Nystrom, K

2001

11/26 S Preston Gruening, P

2002

9/9 D Eli Ward, FS

10/14 O Terry Jackson II, RB

10/14 S Jermaine Mays, WR

2003

10/6 O Jared Ellerson, WR

BIG TEN AWARDS

11/10 O Laurence Maroney, RB
S Rhys Lloyd, K

2004

9/6 S Rhys Lloyd, K
9/20 O Marion Barber III, RB
10/23 O Marion Barber III, RB
D Kyle McKenzie, LB

2005

9/26 O Laurence Maroney, RB
10/10 S Jason Giannini, K
11/7 O Gary Russell, RB
11/14 O Amir Pinnix, RB

2006

9/4 O Alex Daniels, RB
10/9 D Mike Sherels, LB
11/6 O Bryan Cupito, QB
11/13 D Willie VanDeSteege, DE

2007

9/10 O Adam Weber, QB

2008

9/8 O Adam Weber, QB
10/6 S Joel Monroe, K
10/13 D Willie VanDeSteege, DE

2009

9/6 D Lee Campbell, LB
S Eric Ellestad, K
9/13 D Nate Triplett, LB
11/1 O Adam Weber, QB
D Garrett Brown, DT

2010

11/15 S Troy Stoudermire, KR

2011

9/19 S Duane Bennett, S
10/31 S Jordan Wettstein, K
11/28 D Kim Royston, S

2012

9/3 D Derrick Wells, DB
10/29 D Michael Carter, DB
10/29 F Philip Nelson, QB

2013

9/9 S Marcus Jones, PR
9/23 F Mitch Leidner, FR
10/28 S Chris Hawthorne, K
11/4 O Philip Nelson, QB
11/4 S Peter Mortell, P
11/11 S Peter Mortell, P

2014

9/8 O David Cobb, RB
9/22 F Chris Streveler, QB
10/13 S Jalen Myrick, KR
10/13 D Damien Wilson, LB
10/20 D Cedric Thompson, S
10/20 S Ryan Santoso, K
11/24 D Brian Boddy-Calhoun, DB

2015

10/12 F Shannon Brooks, RB
11/16 F Shannon Brooks, RB
11/23 F Shannon Brooks, RB

2016

10/3 S Emmit Carpenter, K
10/24 O Rodney Smith, RB
11/7 S Emmit Carpenter, K
11/21 D Blake Cashman, LB

2017

9/18 D Jacob Huff, DB
11/13 O Demry Croft, QB
11/13 S Rodney Smith, RB

2018

9/3 S Antoine Winfield Jr., DB
9/10 D Antoine Winfield Jr., DB
9/10 S Emmit Carpenter, K

10/14 F Mohamed Ibrahim, RB

10/29 F Tanner Morgan, QB

11/5 F Rashod Bateman, WR

11/19 D Blake Cashman, LB

11/26 S Demetrius Douglas, WR

2019

9/9 D Antoine Winfield Jr., DB

9/16 O Tyler Johnson, WR

9/30 O Tanner Morgan, QB

9/30 S Jacob Herbers, P

10/14 D Kamal Martin, LB

10/21 S Casey O'Brien, H

11/11 O Tanner Morgan, QB

11/11 D Antoine Winfield Jr., DB

2020

11/9 O Mohamed Ibrahim, RB

12/14 D Mariano Sori-Marin, LB

2021

10/4 S Mark Crawford, P

11/11 F Mar'Keise Irving, RB

11/29 F Justin Walley, DB

ACADEMIC ALL-BIG TEN

Nnamdi Adim-Madumere, WR, 2020-21
 Mayan Ahanotu, DL, 2019
 Akeem Akinwale, OL, 1999-2001
 Mike Albert, K, 2000
 Michael Amaefula, DE, 2012-14
 Matt Anderle, DT, 1998
 Danny Anderson, LB, 2018-19
 MJ Anderson, DL, 2020
 Paul Anderson, OL, 1986
 Blaise Andries, OL, 2018-21
 Brock Annexstad, WR, 2018-21
 Zack Annexstad, QB, 2019-21
 Duke Anyanwu, TE, 2016
 Josh Aune, LB, 2019-21
 Joey Balthazor, LB, 2012
 Cole Banham, RB, 2013-14
 Thomas Barber, LB, 2018-19
 Ty Barron, LB, 2019-20
 John Baumgartner, FB, 1954
 Brendan Beal, LB, 2012
 Colton Beebe, TE, 2016-18
 Austin Beier, OL, 2019-21
 Pete Bercich, LB, 2020-21
 Alex Bisch, TE, 2012-14
 Joe Bjorklund, OL, 2012-14
 Alan Blanshan, DL, 1979
 Brian Bobek, OL, 2014-15
 Brieann Boddy-Calhoun, DB, 2013-15
 Nathan Boe, OL, 2020-21
 Dick Borstad, FB, 1955, 1957
 Cameron Botticelli, DL, 2011-14
 Luke Braaten, LB, 1996-99
 Jack Brewer, FS/WR, 1999, 2001
 Tony Brinkhaus, OL, 2005-07
 Chip Brixius, OL, 1991
 Frank Brixius, OL, 1960
 William Brody, DE, 2008
 Jornell Brooks, WR, 2019
 Garrett Brown, DT, 2007
 Solomon Brown, DB, 2020-21
 Michael Brown-Stephens, WR 2021
 Jimmy Buck, WR, 2020
 R.J. Buckner, DB, 2007
 Bart Buetow, OL, 1971
 Brad Bultman, C, 2006
 Derek Burns, OL, 1999-2001
 Jaqwonis Burns, LB, 2021
 D.J. Burris, OL, 2007-10
 Foster Bush, OL, 2012-15
 De'Vondre Campbell, LB, 2014
 Lee Campbell, LB, 2009
 Joshua Campion, OL, 2015
 Damien Cannaday, WR, 2001
 John Carlson, LB, 2006
 Emmitt Carpenter, K, 2016-18
 Trill Carter, DL, 2020-21
 Eric Carter, WR, 2015-16
 Jeremiah Carter, OT, 2002
 Blake Cashman, LB, 2016
 Jonathan Celestin, LB, 2015-16
 Mike Cernoch, DE, 1999-2000
 Mike Chalberg, K, 1993-95
 Patrick Cheney, LB, 2005-06
 Rashad Cheney, DL, 2020
 Jon Christenson, OL, 2012-15
 Jacob Clark, QB, 2020-21
 Theiren Cockran, DE, 2012
 Chris Cohen, DB, 1991
 Ryan Coleman, LS, 2010
 Ryan Collado, DB, 2008
 Michael Conway, WR, 2016

Justin Conzemius, DB, 1992-95
 Keanon Cooper, LB, 2009, 2011-12
 Tyler Cooper, OL, 2020-21
 Ed Cotton, FB, 2010
 Carter Coughlin, 2017-19
 Mark Crawford, P, 2021
 Devin Crawford-Tufts, WR, 2012
 Pat Cummings, RB, 1989
 Steve Davis, LB, 2006-08
 Trey Davis, OL, 2008-09
 Eric Decker, WR, 2006-09
 Winston DeLattiboudere, DL, 2019
 Micah Dew-Treadway, DL, 2020-21
 Jason Dickson, OL, 2019
 Michael Dixon, DB, 2021
 Demetrius Douglas, WR, 2019
 Omar Douglas, WR, 1991-93
 Judge Dickson, FB, 1961
 Troy Duerr, DT, 1995
 Tony Dungy, QB, 1975-76
 Curtis Dunlap Jr., OL, 2020
 Coney Durr, DB, 2017, 2020
 Shawn Ehrich, DL, 1992
 Scott Ekpe, DL, 2015-16
 James Elizondo, OT, 1996
 Gaelin Elmore, DL, 2015-16
 Doug Emilien, WR, 2021
 Derrick Engel, WR, 2012-13
 Greg Eslinger, C, 2003-05
 Airentae Erseroy, OL, 2021
 Junior Eugene, LB, 2002
 Daniel Faalele, OL, 2020-21
 Lonenoa Faoa, QB, 2021
 Jeremy Faue, FB, 2005-06
 Jonathan Femi-Cole, RB, 2018
 Caden Fey, DB, 2020
 Jake Filkins, LS, 2012-13
 Lucas Finnessy, LB, 2021
 Dennis Fitzpatrick, OL, 1977
 Miles Fleming, DB, 2021
 Chris Fowlkes, OL, 1992-95
 Mike Frankberg, QB, 2007
 Isaac Fruechte, WR, 2013
 Clay Geary, WR, 2017-21
 Perry Gehring, OL, 1956-58
 Anders Gelecinjskiy, K, 2019-20
 Erik Gibson, WR, 2019
 Jerry Gibson, DL, 2018
 Jimmy Gjere, OL, 2011
 Jalen Glaze, DB, 2021
 Luke Glime, OL, 1994
 Drew Goodger, TE, 2012-14
 James Gordon, LB, 2020-21
 Paul Gossage, WR, 2018
 Brody Grandas, SS, 2006
 Ryan Grant, LB, 2009, 2012
 Jason Green, DL, 2001
 Seth Green, WR, 2020
 Preston Gruening, P, 1999-2002
 JJ Guedet, OL, 2021
 Matt Guggemos, DB, 2020-21
 Jeff Gunderson, DL, 1973
 Jason Hagman, CB, 1997-98
 Austin Hahn, DT, 2010
 Justin Hall, WLB, 1998-99
 Austin Hahn, DL, 2011
 Ben Hamilton, C, 2000
 Brent Harms, DL, 1980-81
 D'Vion Harris, DL, 2020
 Justus Harris, DB, 2018-21
 Tyler Hartmann, FB, 2014-15

Fred Hartwig, SE, 1983
 Brien Harvey, OL, 1976
 Pat Hau, OG, 1996
 Chase Haviland, DB, 2011
 Chris Hawthorne, K, 2012-13
 Isaac Hayes, OL, 2014-15
 Ernie Heifort, TE/OL, 2013
 Austin Henderson, TE, 2021
 Mike Henry, FB, 2011-13
 Brent Herbel, P, 1986-89
 Jacob Herbers, H, 2016-19
 Noah Jickcox, DL, 2019-20
 Peter Hiestand, LB, 1992-95
 Aaron Hill, LB, 2010-13
 Deon Hightower, LB, 2008
 Drew Hmielewski, WR, 2017
 Jim Hobbins, OL, 1986
 Bob Hobert, RB, 1955-56
 Jon Hoese, DB, 2008-09
 Chris Holden, LB, 2003
 Bryson Hollimon, OL, 1977
 Phillip Howard, 2017 (WR), 2019-21 (DB)
 Jordan Howden, DB, 2019-21
 Jacob Huff, DB, 2018
 Julian Huff, LB, 2017-18
 Bill Humphries, OL, 1979
 Logan Hutton, WR, 2014
 Justin Isom, SS, 2002-03
 Daniel Jackson, WR, 2021
 Merrick Jackson, DL, 2017
 John Jakel, OL, 2006-07
 Preston Jelen, RB, 2019-21
 Noel Jenke, LB, 1968-69
 Todd Jesewitz, OL, 1993-95
 Ron Johnson, WR, 1999
 Ezell Jones, OL, 1967
 Marcus Jones, WR, 2012-13
 Rob Jones, QB, 1995-96
 Payton Jordahl, LS, 2015-18
 Jah Joyner, DL, 2021
 Justin Juenemann, K, 2017
 Julien Kafo, DL, 2016
 Nick Kallerup, TE, 2020-21
 Benji Kamrath, QB, 2002-03
 Ron Kamzelski, DL, 1966-67
 Victor Keise, WR, 2013
 Jack Kern, DL, 2019-21
 Dragan Kesich, K, 2021
 Gage Keys, DL, 2021
 Ko Kieft, TE, 2017-21
 Ron King, LB, 1971
 Wayne King, LB, 1968
 Doug Kingsriter, OL, 1972
 Donnell Kirkwood, RB, 2014
 Kent Kitzmann, FB, 1976
 Bryan Klitzke, S, 2009-11
 Cole Kramer, QB, 2020-21
 Justin Kucek, P, 2008
 Ben Kuznia, WR, 2008-09
 Dan Kwapinski, DT, 2000-03
 Jason Lamers, FB, 2003-05
 Ben Langford, LB, 1993-94
 Michael Lantz, K, 2020
 De'Niro Laster, LB, 2014
 Ben Lauer, OL, 2013
 Tyrell Lawrence, OL, 2021
 Derik LeCaptain, LB, 2020-21
 Matt Leidner, OL, 2015-16
 Mitch Leidner, QB, 2013-16
 Grayson Levine, DB, 2012-13
 Tony Levine, WR, 1994-95

ACADEMIC ALL-BIG TEN


Martes Lewis, OL, 2021
 Cody Lindenberg, LB, 2021
 Brandon Lingen, TE, 2015-17
 Bill Light, LB, 1970
 Dan Liimatta, OL, 1987-89
 Dan LiSanti, DB, 1991-92, 94
 Jalen Logan-Redding, OL, 2021
 Mark Losli, DE, 2002-05
 Adam Lueck, QB, 2010-11
 Mike Maciejowski, QB, 2008
 John Mack, K, 2018
 Boye Mafe, DL, 2020-21
 KJ Maye, WR, 2013
 Adam Mayer, WR, 2016
 Barry Mayer, HB, 1968-70
 Jephthe Matilus, LB, 2012-13
 Kyle McAvoy, OL, 2014
 Luke McAvoy, OL, 2014
 Pat McCarthy, LB, 2003-05
 Bishop McDonald, DB 2019-21
 Logan McClifresh, P, 2017
 Colin McGarry, TE, 2009-11
 Robert McGarry, LS, 2005-07
 Ken McClintock, RB, 1991
 John McKelvey, DB, 2015
 Erin McManus, PK, 1997
 Ben McNaboe, DL, 2020
 Karl Mecklenburg, DL, 1982
 Todd Meisel, DT, 2005-07
 Chris Mensen, OL, 2008
 Jon Melander, OL, 1989
 Alex Melvin, P, 2019
 Andy Merrill, LB, 2001
 Gabe Mezzenga, FB, 2013
 Barrett Moen, DL, 2007-09
 Joel Monroe, K, 2007-08
 Steven Montgomery, DB, 2012
 Gary Moore, DL, 2017-18
 Kendall Moore, RB, 2021
 Steve Moore, LB, 2006-07
 Tanner Morgan, QB, 2018-19, 2021
 Matthew Morse, WR, 2017-18
 Peter Mortell, P, 2012-15
 Tony Mortensen, QB, 2005, '07-08
 Mark Mullaney, LB, 2005
 Peter Najarian, LB, 1983-85
 Philip Nelson, QB, 2013
 Dave Nixon, DL, 1967
 Connor Novak-Goar, DL, 2019
 Tyler Nubin, DB, 2020-21
 Dan Nystrom, K, 2002
 Casey O'Brien, H, 2018-20
 Damola Ogundipe, RB, 2007-08
 Braelen Oliver, LB, 2019-21
 Conner Olson, OL, 2018-21
 Ed Olson Jr., OL, 2011-13
 Tommy Olson, OL, 2012-14
 Derrick Onwuachi, DE, 2007-09
 Fred Orgas, DL, 1980-82
 Ryan Orton, OL, 2008-11
 Astein Osei, DE/LB, 1999-2001
 Quinn Oseland, OL, 2017-18
 Craig Paulson, DL, 1984
 Jake Paulson, TE, 2018, 2020
 Logan Payne, WR, 2004-06
 Samuel Pickerign, QB, 2017-21
 Jonah Pirsig, OL, 2013-16
 Victor Pless, DB, 2021
 Lincoln Plsek, TE, 2013
 Jarod Posthumus, TE, 2003-05
 Treyson Potts, RB, 2020-21

Brad Prigge, FB, 1997-99
 Peter Prudden, LS, 2001-03
 David Puk, RB, 1984-85
 John Rabe, TE, 2012
 Derek Rackley, LS, 1996-99
 Mike Rallis, LB, 2010-12
 Nick Rallis, LB, 2013, 2015-16
 Dave Ramlet, LS, 2013-14
 Will Reger, WR, 2017
 Troy Reilly, TE, 2007
 Sam Renner, DL, 2017-19
 Conor Rhoda, QB, 2016-17
 Antoine Richard, DT, 1995
 Steven Richardson, DT, 2015-17
 Logan Richter, DL, 2020-21
 Mike Robb, FS, 1980-81
 Malcolm Robinson, DL, 2018-19
 Fred Rodgers, CB, 1996
 Ace Rogers, DB, 2016
 Jeff Rosga, DB, 1991-93
 Ryan Roth, OG, 1998
 Ryan Ruckdashel, OG, 2006, '08-09
 Axel Ruschmeyer, OL, 2020-21
 Thomas Rush, 2019 (LB), 2020-21 (DL)
 Joe Russell, LB, 2018
 Grant Ryerse, K, 2018-20
 Shady Salamon, RB, 2009-11
 Lance Sannes, OT, 2002
 Johnny Santaga, QB, 2018-19
 Ryan Santos, K, 2014-17
 EJ Sardinha, WR, 2015
 Craig Sauer, LB, 1993-95
 Cory Sauter, QB, 1994-97
 Keonte Schad, K, 2020
 Scott Schaffner, QB, 1989-91
 Sam Schlueter, OL, 2017-21
 John Michael Schmitz, OL, 2018-21
 Bailey Schoenfelder, LB 2017-20
 Wyatt Schroeder, TE, 2021
 David Schwerman, K, 2010-12
 Jerome Shetler, OL, 1959
 John Shevlin, LB, 2005-07
 Marcus Sherels, DB, 2007-09
 Steve Shidell, OT, 2005-07
 Max Shortell, QB, 2012
 Jack Simmons, TE, 2006-08
 Dominique Sims, FS, 2001-04
 Eric Small, DL, 2008-09
 Chris Smith, LB, 1994
 C.J. Smith, DB, 2019
 Cody Smith, OL, 2020
 Rodney Smith, RB, 2019
 Terell Smith, DB, 2019-21
 Mariano Sori-Marin, LB, 2019-21
 Matt Spaeth, TE, 2003-06
 Brevyn Spann-Ford, TE, 2019-21
 Benjamin St-Juste, DB, 2020
 Joel Staats, LB, 1989-91
 Alexander Starks, DB, 2016
 Bob Stein, DL, 1966-68
 Eric Stenzel, DE, 2003
 Andrew Stelter, DL, 2015-17
 Matt Stommes, OL, 2007-09
 Alex Strazzanti, DB, 2018-19
 Danny Striggow, DL, 2021
 Bob Stroup, FB, 1982
 Chris Streveler, QB, 2014-15
 Mit Sunde, OL, 1963
 Austin Sullivan, LS, 2020-21
 Mike Svendsen, OL, 1957-58
 Calvin Swenson, DB, 2018-21

Pat Sveum, LB, 2010-11
 Tyson Swaggert, C, 2003-06
 Calvin Swenson, DB, 2017
 Dave Sykora, DT, 1999
 Stan Sysma, DL, 1977-78
 Jim Tallman, LB, 1995-96
 Mark Tangen, TE, 1993
 Kyle Theret, S, 2008
 Mile Thomas, FB, 2015
 Cedric Thompson, DB, 2012, 2014
 True Thompson, WR, 2020
 Yoshoub Timms, DL, 2013, 2015-16
 Jeff Tow-Arnett, OL, 2007-09
 Nick Tow-Arnett, TE, 2009
 Leon Trawick, DL, 1969
 Louis Tuszynski, WR, 2015
 Peter Udoibok, WR, 2020-21
 Nate Umlor, DL, 2018-19
 Harry Van Dyne, WR, 2018-19
 Brock Vereen, DB, 2012-13
 Zach Vevea, TE, 1998-2001
 Theron von Behren, DT, 1997
 Michael Vojvodich, LS, 2019-20
 Brock Walker, K, 2019-21
 Eli Ward, S, 2000, 2002
 Dave Watson, DE, 1995
 Adam Weber, QB, 2007-10
 Bob Weber, CB, 1976-77
 Ben West, LB, 2001
 Peter Westerhaus, 2015
 Jordan Wettstein, K, 2011-12
 Jared Weyler, OL, 2016-17
 Jim Wheeler, OL, 1961
 Ben Wileman, LB, 2021
 Cam Wiley, RB, 2020
 D.L. Wilhite, DE, 2009
 Jim Wilkinson, SLB, 1998
 Donald Willis, LB, 2020-21
 Everett Williams, LB, 2015, 2017
 Mark Williams, WR, 2017
 Maxx Williams, TE, 2013-14
 Parc Williams, LB, 1995-98
 Scott Williams, LS, 1995
 Antoine Winfield Jr., DB, 2017-19
 Chris Wipson, LB, 2014
 Bryce Witham, TE, 2020
 Clayton Witherspoon, TE, 2018-19
 Rick Witthus, S, 1981
 Drew Wolitarsky, WR, 2014, 2016
 Lance Wolkow, LB, 1991-93
 Nate Wozniak, TE, 2014
 Larry Wright, WR, 2020-21
 Mike Wright, OL, 1959
 Ryan Wynn, OL, 2008, 2010-11
 Spergon Wynn, QB, 1996
 Blake Zochert, LB, 2000

MAJOR NATIONAL AWARDS


MAJOR AWARD WINNERS



BOBBY BELL
1962 Outland Trophy winner




TOM BROWN
1960 Outland Trophy winner



GREG ESLINGER
2005 Outland Trophy winner
2005 Rimington Trophy winner

GOPHER HEISMAN HISTORY

1940	George Franck	3rd
1941	Bruce Smith	1st
1952	Paul Giel	3rd
1953	Paul Giel	2nd
1960	Tom Brown	2nd
1961	Sandy Stephens	4th
1962	Bobby Bell	3rd



BRUCE SMITH
1941 Heisman Trophy winner



TYRONE CARTER
1999 Jim Thorpe Award winner



MATT SPAETH
2006 John Mackey Award winner

NFL DRAFT HISTORY

Year	Rd.	Pick	Player	Team	Year	Rd.	Pick	Player	Team
1936	2	13	Vernal LeVoi (B)	Brooklyn	1950	1	11	Leo Nomellini (T)	San Francisco
1936	3	24	George Roscoe (B)	Chicago Bears	1950	1	14	Harry (Bud) Grant (E)	Philadelphia
1936	4	35	Sheldon Biese (B)	Detroit	1950	3	30	Gordy Soltau (E)	Green Bay
1936	5	42	Vern Oech (T)	Chicago Bears	1950	6	70	Floyd Jaszewski (T)	Detroit
1936	7	60	Dick Smith (T)	Chicago Bears	1950	8	96	Ralph McAllister (B)	Detroit
1936	8	71	Dale Rennebohn (C)	Detroit	1950	10	121	Bob Mealey (T)	Green Bay
1937	1	4	Ed Widseth (T)	NY Giants	1950	14	176	Gene Fritz (T)	NY Giants
1937	3	29	Charles (Bud) Wilkinson (T)	Green Bay	1950	16	199	Frank Kuzma (B)	Green Bay
1937	10	91	Ray Antil (E)	Philadelphia	1950	19	244	Billy Bye (B)	Chicago Bears
1938	3	34	Lou Midler (T)	Pittsburgh	1950	25	319	Ken Beiersdorf (B)	NY Giants
1938	4	47	Andy Uram (B)	Green Bay	1950	29	370	Johnny Lundin (G)	Washington
1938	5	54	Ray King (E)	Pittsburgh	1950	30	388	Allen Markert (T)	Chicago Bears
1938	10	101	Vic Spadaccini (B)	Cleveland	1951	21	244	Art Edling (E)	Green Bay
1939	1	9	Larry Buhler (B)	Green Bay	1952	8	89	Wayne Robinson (C)	Philadelphia
1939	5	59	Francis Twedell (T)	Green Bay	1952	22	260	Dick Gregory (B)	Chicago Bears
1939	6	42	George Faust (B)	Chi. Cardinals	1952	24	284	Dick Mundingier (T)	Chicago Bears
1939	7	78	Wilbur Moore (B)	Washington	1952	28	331	Ron Engel (B)	Washington
1939	11	119	Dan Elmer (C)	Green Bay	1953	9	106	Roger French (E)	Philadelphia
1939	17	189	Charley Schultz (T)	Green Bay	1953	9	107	Bob McNamara (B)	Cleveland
1940	1	9	Harold Van Every (B)	Green Bay	1953	24	285	Charley Kubes (G)	NY Giants
1940	5	31	Marty Christiansen (B)	Chi. Cardinals	1953	26	302	Scott Prescott (C)	Baltimore
1940	8	70	Win Pederson (T)	NY Giants	1953	30	356	Stavros Canakes (G)	NY Giants
1941	1	6	George Franck (B)	NY Giants	1954	9	102	Paul Giel (B)	Chicago Bears
1941	3	21	Bob Paffraath (B)	Green Bay	1954	11	126	Ron Wallin (B)	Chicago Bears
1941	8	66	Bill Kuusisto (G)	Green Bay	1954	28	332	Ron Hansen (T)	Washington
1941	18	166	Heige Pukema (G)	Green Bay	1955	23	267	Dick McNamara (B)	Baltimore
1941	20	182	Bob Bjorklund (E)	Pittsburgh	1955	23	270	Gordy Holz (T)	Pittsburgh
1942	1	9	Urban Odson (T)	Green Bay	1955	26	306	Jim Soltau (E)	Pittsburgh
1942	3	23	Bob Sweiger (B)	NY Giants	1956	13	154	Dick Grogg (G)	Chicago Bears
1942	4	27	Len Levy (G)	Cleveland	1956	20	237	Mike Falls (G)	NY Giants
1942	4	28	Gordon Paschka (G)	Philadelphia	1956	25	296	Franz Koenekne (E)	Green Bay
1942	7	56	Bob Fitch (E)	Washington	1957	4	38	Bobby Cox (QB)	LA Rams
1942	10	84	Jud Ringer (E)	Chi. Cardinals	1957	6	73	Bob Hobert (T)	NY Giants
1942	10	89	Gene Flick (C)	Green Bay	1957	16	183	Ed Buckingham (T)	Green Bay
1942	13	119	Bruce Smith (B)	Green Bay	1957	19	226	Paul Barrington (G)	Chi. Cardinals
1943	1	7	Bill Daley (B)	Pittsburgh	1957	26	304	Dick Blakely (B)	LA Rams
1943	1	8	Dick Wildung (T)	Green Bay	1957	29	342	Bob Rasmussen (G)	Baltimore
1943	11	92	John Billman (G)	Philadelphia	1957	29	339	Dean Maas (C)	LA Rams
1943	13	113	Bill Baumgartner (E)	Chi. Cardinals	1958	2	23	Frank Youso (T)	NY Giants
1943	16	148	Mike Welch (B)	Green Bay	1958	7	74	Jon Jelacic (E)	Chi. Cardinals
1943	19	176	Jim Lushine (T)	NY Giants	1958	14	159	Bob Schmidt (T)	Chi. Cardinals
1943	25	238	Gene Bierhaus (E)	Green Bay	1958	15	177	Norm Sixta (T)	NY Giants
1944	2	12	Paul Mitchell (T)	Chi. Cardinals	1958	17	202	Jim Reese (B)	Baltimore
1944	4	29	Rudy Sikich (T)	Brooklyn	1958	26	310	Dave Burkholder (G)	NY Giants
1944	6	44	Bill Garnas (B)	Chi. Cardinals	1958	27	318	Perry Gehring (E)	Washington
1944	7	56	Bob Graiziger (G)	Brooklyn	1958	30	359	Bern Svendsen (C)	Cleveland
1944	7	58	Vic Kulbitski (B)	Philadelphia	1959	9	108	Tom Brown (G)	Baltimore
1944	7	59	Herm Frickey (B)	NY Giants	1959	16	190	Bob Soltis (B)	NY Giants
1944	10	90	Herb Hein (E)	Detroit	1959	20	238	Jerry Shetler (G)	NY Giants
1944	10	96	John Perko (G)	Philadelphia	1959	30	355	Willus Fjerstad (B)	Pittsburgh
1944	11	100	John Bicaninch (G)	Brooklyn	1960	4	43	Billy Martin (B)	Chicago Bears
1944	11	105	Bill Aldworth (T)	Washington	1960	6	65	Mike Wright (T)	Green Bay
1944	22	225	Cliff Anderson (E)	Green Bay	1960	9	101	Frank Brixius (T)	Green Bay
1945	2	13	Wayne Williams (B)	Brooklyn	1961	6	81	Greg Larson (C)	NY Giants
1945	6	52	Chuck Dellago (G)	Philadelphia	1961	10	128	Roger Hagberg (B)	Green Bay
1945	11	106	Chuck Avery (B)	Chicago Bears	1962	2	25	Sandy Stephens (B)	Cleveland
1945	17	175	Bob Kula (B)	Green Bay	1962	7	94	Tom Hall (E)	Detroit
1945	28	291	Bob Hary (B)	Chicago Bears	1962	20	271	Judge Dickson (B)	St. Louis
1945	32	325	Don Noland (T)	Washington	1963	2	16	Bobby Bell (T)	Minnesota
1946	7	53	Tom Reinhardt (T)	Pittsburgh	1963	4	51	Bill Munsey (B)	Cleveland
1946	19	178	Merlin Kispert (B)	Detroit	1963	11	143	John Campbell (LB)	Minnesota
1946	20	185	Dick Kelly (B)	NY Giants	1964	1	6	Carl Eller (T)	Minnesota
1946	28	267	Dick Van Duesen (C)	Detroit	1964	20	271	Mit Sunde (T)	Minnesota
1947	16	145	Verne Gagne (E)	Chicago Bears	1965	5	60	Frank Marchewski (C)	LA Rams
1947	23	210	Tom Carroll (T)	Chi. Cardinals	1965	8	100	John Hankinson (QB)	Minnesota
1948	6	41	Larry Olsonoski (G)	Green Bay	1965	12	158	Craig Lofquist (B)	Pittsburgh
1949	9	83	Everett Faunce (B)	Green Bay	1966	1	13	Gale Gillingham (T)	Green Bay
1949	17	164	Warren Beson (C)	Boston	1966	9	133	Kent Kramer (E)	San Francisco
1950	1	4	Clayton Tonnmaker (C)	Green Bay	1966	13	193	Jim Fulgham (T)	NY Giants

NFL DRAFT HISTORY

Year	Rd.	Pick	Player	Team	Year	Rd.	Pick	Player	Team
1966	20	296	Lou Hudson (FL)	Dallas	1984	10	254	Jim Gallery (K)	Tampa Bay
1966*	1	7	Aaron Brown (E)	Kansas City	1985	9	242	Andre Harris (DB)	Pittsburgh
1967	5	115	Ken Last (E)	Minnesota	1985	10	262	Kerry Glenn (DB)	NY Jets
1967	14	350	Chet Anderson (TE)	Pittsburgh	1986	9	224	Kevin Starks (TE)	Atlanta
1968	1	23	John Williams (T)	Baltimore	1987	4	105	Mark Dusbabek (LB)	Houston
1968	3	74	Charlie Sanders (TE)	Detroit	1987	12	325	Bruce Holmes (LB)	Kansas City
1968	10	250	Tom Sakal (DB)	Minnesota	1987	12	331	Ray Hitchcock (C)	Washington
1968	15	396	McKinley Boston (G)	NY Giants	1988	2	55	Chip Lohmiller (K)	Washington
1968	17	447	Bob Lee (FL)	St. Louis	1988	6	115	Troy Wolkow (G)	New England
1969	4	85	Dennis Hale (DB)	NY Jets	1988	8	196	Gary Hadd (DE)	Detroit
1969	4	104	Ezell Jones (T)	NY Jets	1988	9	247	Brian Bonner (LB)	San Francisco
1969	5	126	Bob Stein (LB)	Kansas City	1988	11	302	Gary Couch (WR)	New Orleans
1969	7	158	Dick Enderle (G)	Atlanta	1989	1	18	Brian Williams (C)	NY Giants
1969	9	225	Tom Fink (G)	Minnesota	1990	1	19	Darrell Thompson (RB)	Green Bay
1969	9	228	Ron Kamzelski (DT)	Cleveland	1990	5	113	Jon Melander (OT)	New England
1969	12	303	Noel Jenke (LB)	Minnesota	1990	10	266	Eddie Miles (LB)	Pittsburgh
1969	14	350	Rich Voltzke (RB)	Green Bay	1990	11	297	Jon Leverenz (LB)	Washington
1969	14	359	Ray Stephens (RB)	LA Rams	1990	12	324	Ron Goetz (LB)	Minnesota
1970	2	45	Ray Parson (DE)	Detroit	1991	5	119	Chris Thome (C)	Minnesota
1970	3	68	Jim Carter (LB)	Green Bay	1991	11	287	Mike Sunvold (DT)	Tampa Bay
1971	9	216	Barry Mayer (RB)	Green Bay	1991	12	321	Mark Drabczak (G)	New Orleans
1971	9	224	Alvin Hawes (T)	Kansas City	1992	4	106	Sean Lumpkin (DB)	New Orleans
1971	12	290	John Thompson (G)	Houston	1996	4	123	Chris Darkins (RB)	Green Bay
1971	15	388	Jeff Wright (DB)	Minnesota	1996	6	188	Craig Sauer (OLB)	Atlanta
1971	16	399	Steve Thompson (DT)	Denver	1998	6	179	Lamanzer Williams (DE)	Jacksonville
1972	3	59	Bart Butow (T)	Minnesota	1998	7	215	Ryan Thelwell (WR)	San Francisco
1972	6	140	Mike Perfetti (DB)	Atlanta	2000	4	118	Tyrone Carter (SS)	Minnesota
1972	6	144	Vern Winfield (G)	Philadelphia	2000	6	171	Thomas Hamner (RB)	Philadelphia
1972	8	207	Craig Curry (QB)	Miami	2001	1	24	Willie Middlebrooks (CB)	Denver
1972	11	271	Bill Light (LB)	Buffalo	2001	4	103	Karon Riley (DE)	Chicago
1972	14	354	Tom Chandler (LB)	Atlanta	2001	4	113	Ben Hamilton (C)	Denver
1973	3	74	Tom MacLeod (LB)	Green Bay	2001	6	199	Adam Haayer (OT)	Tennessee
1973	9	229	Mike White (DB)	Dallas	2002	4	123	Ron Johnson (WR)	Baltimore
1973	13	333	Tim Alderson (DB)	Green Bay	2002	6	178	Matt Anderle (OT)	San Diego
1973	17	429	Dave Winfield (TE)	Minnesota	2002	7	229	Greg White (DE)	Houston Texans
1974	2	35	Keith Fahnhorst (TE)	San Francisco	2003	5	152	Michael Lehan (CB)	Cleveland
1974	4	94	Matt Herkenhoff (T)	Kansas City	2004	5	162	Thomas Tapeh (FB)	Philadelphia
1974	5	111	Steve Neils (LB)	St. Louis	2005	4	109	Marion Barber III (RB)	Dallas
1974	12	292	Dave Simonson (T)	Baltimore	2006	1	21	Laurence Maroney (RB)	New England
1974	4	95	Rick Upchurch (WR)	Denver	2006	5	153	Anthony Montgomery (NT)	Washington
1975	11	268	Dale Hegland (G)	Kansas City	2006	6	198	Greg Eslinger (C)	Denver
1975	15	388	Ollie Bakken (LB)	Minnesota	2006	7	242	Mark Setterstrom (OG)	St. Louis
1976	3	63	Keith Simons (DT)	Kansas City	2007	3	77	Matt Spaeth (TE)	Pittsburgh
1976	8	227	Art Meadowcroft (G)	Buffalo	2008	6	173	Dominique Barber (S)	Houston Texans
1976	9	243	Doug Beaudoin (DB)	New England	2010	3	87	Eric Decker (WR)	Denver
1976	11	312	Dexter Pride (RB)	Miami	2010	5	167	Nate Triplett (LB)	Minnesota
1977	10	255	Mike Jones (WR)	NY Giants	2014	2	37	Ra'Shede Hageman (DE)	Atlanta
1977	9	225	George Adzick (DB)	Seattle	2014	4	131	Brock Vereen (S)	Chicago
1978	2	31	Mark Merrill (LB)	NY Jets	2015	2	55	Maxx Williams (TE)	Baltimore
1978	2	34	Mike Hunt (LB)	Green Bay	2015	4	127	Damien Wilson (LB)	Dallas
1978	2	43	Steve Stewart (LB)	Atlanta	2015	5	138	David Cobb (RB)	Tennessee
1978	12	315	Mark Slater (C)	Philadelphia	2015	5	150	Cedric Thompson (S)	Miami
1978	12	326	Jeff Morrow (T)	Minnesota	2016	4	106	Eric Murray (DB)	Kansas City
1979	6	163	Jim Ronan (DB)	Cleveland	2016	4	115	De'Vondre Campbell (LB)	Atlanta
1979	9	176	Stan Sytsma (LB)	New Orleans	2017	7	222	Jalen Myrick (DB)	Jacksonville
1979	9	187	Keith Brown (DB)	NY Jets	2019	5	157	Blake Cashman (LB)	New York Jets
1980	4	100	Elmer Bailey (WR)	Miami	2020	2	45	Antoine Winfield Jr. (DB)	Tampa Bay
1980	6	161	Greg Murtha (T)	Philadelphia	2020	5	161	Tyler Johnson (WR)	Tampa Bay
1981	2	30	Marion Barber (RB)	NY Jets	2020	5	175	Kamal Martin (LB)	Green Bay
1981	7	176	Jeff Schuh (LB)	Cincinnati	2020	7	218	Carter Coughlin (LB)	New York Giants
1981	8	203	Garry White (RB)	San Francisco	2020	7	247	Chris Williamson (DB)	New York Giants
1982	4	92	Jim Fahnhorst (LB)	Minnesota	2021	1	27	Rashod Bateman (WR)	Baltimore
1982	5	117	Wally Kersten (T)	LA Rams	2021	3	74	Benjamin St-Juste (DB)	Washington
1982	5	124	Ken Dallafior (T)	Pittsburgh	2022	2	40	Boye Mafe (LB)	Seattle
1982	8	201	Chester Cooper (WR)	Seattle	2022	4	110	Daniel Faalele (OL)	Baltimore
1983	8	224	Todd Hallstrom (T)	Washington	2022	5	165	Ezezi Otomewo (DL)	Minnesota
1983	12	310	Karl Mecklenburg (DT)	Denver	2022	7	218	Ko Kieft (TE)	Tampa Bay
1984	7	169	Jay Carroll (TE)	Tampa Bay					
1984	8	220	Randy Rasmussen (C)	Pittsburgh					

* AFL Draft Pick (The AFL held a separate draft from 1960-67)

NFL HISTORY BY TEAM

ARIZONA CARDINALS (1960-)

previously St. Louis Cardinals (1960-87);

Phoenix Cardinals (1988-94)

Jack Brewer, FS	2006
De'Vondre Campbell	2020
Adam Haayer, OT	2005
Gary Hadd, DT	1989
Steve Neils, LB	1974-80
Cory Sauter, QB	1998
Keith Simons, T	1978-79
Maxx Williams, TE	2019-

ATLANTA FALCONS (1966-)

De'Vondre Campbell	2016-19
Dick Enderle, G	1969-71
Ra'Shede Hageman, DE	2014-16, 2019
Rodney Heath, CB	2002
Noel Jenke, LB	1972
Frank Marchlewski, C	1966-68
Derek Rackley, LS/TE	2000-05
Karon Riley, DE	2002-05
Craig Sauer, LB	1996-99
Steve Stewart, LB	1978
Stan Sytma, LB	1980
Chris Williamson, DB	2021
Nate Wozniak, OL	2018

BALTIMORE RAVENS (1997-)

Rashod Bateman, WR	2021-
Daniel Faaalele, OL	2022-
Ron Johnson, WR	2002-04
Tellis Redmon, RB	2004
Rhys Lloyd, K	2007
Willie VanDeSteege, LB	2009
Ernie Wheelwright, WR	2008
Maxx Williams, TE	2015-18

BUFFALO BILLS (1960-)

MarQueis Gray, TE	2014-15
Craig Hendrickson, OT	1994
Frank Marchlewski, C	1970
Mark Merrill, LB	1983-84
Bob Schmidt, T-C	1966-67

CAROLINA PANTHERS (1995-)

Dominic Alford, OL	2012
Antoine Burns, WR	2004-05
Jonathan Celestin, LB	2019
Fred Foggie, DB	1995-96
Rhys Lloyd, K	2007-10
Kamal Martin, LB	2021-
Ryan Santos, K	2021
Rodney Smith, RB	2020-21
Damien Wilson, LB	2022-

CHICAGO BEARS (1922-)

Marion Barber III, RB	2011
John Billman, G	1947
Bill Daley, FB	1947
Marty Christiansen, FB	1940
Tony Carter, RB	1994-97
Micah Dew-Treadway	2022-
George Faust, QB	1939
Carl Hanke, E	1922-24
Mike Hohensee, QB	1987
Herb Joesting, FB	1931-32
Billy Martin, HB	1962-64
Mark Merrill, LB	1979
Bronko Nagurski, FB-T	1930-37, 1943
Vern Oech, T	1936
Karon Riley, DE	2001-02

Cory Sauter, QB	2002
Matt Spaeth, TE	2011-12
Bob Sweiger, HB	1949
Darrell Thompson, RB	1995
Brock Vereen, S	2014-15
Greg White, DE	2005

CINCINNATI BENGALS (1968-)

Rodney Heath, CB	1999-2001
Jon Melander, OL	1992
Jeff Schuh, LB	1981-85
Ben Utecht, TE	2008-09

CLEVELAND BROWNS (1946-96, 99-)

Dominic Alford, OL	2011
Brian Boddy-Calhoun, DB	2016-18
MarQueis Gray, TE	2013-14
Michael Lehan, CB	2003-05
Eric Murray, DB	2019
Chris Thome, OL	1991-92

DALLAS COWBOYS (1960-)

Mike Falls, G	1960-61
Marion Barber III, RB	2005-10
Damien Wilson, LB	2015-18

DENVER BRONCOS (1960-)

Tony Carter, RB	2001
Jerome Davis, DE	1999-2000
Eric Decker, WR	2010-13
Greg Eslinger, C	2006
Ben Hamilton, OG	2001-09
Gordy Holz, T	1960-63
Laurence Maroney	2010
Karl Mecklenburg, LB	1983-94
Bob McNamara, RB	1960-61
Jon Melander, OL	1993-94
Mark Merrill, LB	1981-82
Willie Middlebrooks, CB	2001-2004, '06
Rick Upchurch, WR	1975-83
Adam Weber, QB	2011

DETROIT LIONS (1934-)

Ken Dallafior, G	1986-90
Jerome Davis, DE	1997-99
Gary Hadd, DT	1989
Floyd Jaszewski, T	1950-51
Ray Parsons, T	1971
Charlie Sanders, TE	1968-77
Ryan Santos, P/K	2019, 2021
Cory Sauter, QB	1999-2001
Dave Simonson, T	1977
Chris Williamson, DB	2021
Jimmy Wyrick, CB	2000-02

GREEN BAY PACKERS (1925-)

George Abramson, T	1925
Aaron Brown, DE	1973-74
Larry Buhler, FB	1939-41
De'Vondre Campbell, LB	2021-
Jim Carter, LB	1970-78
Tony Carter, RB	2002
Chris Darksin, RB	1996-98
Walt Dunnigan, E	1922
Dick Enderle, G	1976
Gale Gillingham, OG	1966-76
Ken Haycraft	1930
Michael Hunt, LB	1978-80
Noel Jenke, LB	1973-74
Bill Johnson, E	1941
Wally Kilbourne, T	1939

Bill Kuisisto, G	1941-46
Carl Lidberg, FB	1926-30
Tom MacLeod, LB	1973
Kamal Martin, LB	2020
Lou Midler, G	1940
Dick O'Donnell, E	1924-30
Urban Odson, T	1946-49
Earl Ohlgren, E	1942
Larry Olsonoski, G	1948-49
Charles Schultz, T	1939-41
Bruce Smith, HB	1945-48
Steve Stewart, LB	1979
Bud Svendsen, G	1937-39
George Svendsen, C	1935-41
Bob Tenner, E	1935
Darrell Thompson, RB	1990-95
Clayton Tonnemaker, C	1950-54
George Tuttle, E	1927
Fred Twedell, G	1939
Andy Uram, HB	1938-43
Harold Van Every, HB	1940-41
Fred Van Hull, G	1942
Dick Wildung, G	1946-53

HOUSTON TEXANS (2002-)

Dominique Barber, S	2008-11
Brian Boddy-Calhoun, DB	2019
Blake Cashman, LB	2022-
Greg Eslinger, C	2007
Eric Murray, DB	2020-

INDIANAPOLIS COLTS (1950-)

previously Baltimore Colts (1950-84)

Matt Anderle, OT	2002
Elmer Bailey, WR	1982
Bill Baumgartner, E	1947
Warren Beson, C	1950
Brian Boddy-Calhoun, DB	2019
John Campbell, LB	1969
Tom MacLeod, LB	1974-78
Greg Murtha, T	1982
Darrell Reid, DT	2005-08
Cory Sauter, QB	2003
Dave Simonson, T	1974
Nate Triplett, LB	2010-11
Ben Utecht, TE	2004-07
John Williams, T	1968-71

JACKSONVILLE JAGUARS (1995-)

Donnell Greene, OL	2019
Jalen Myrick, DB	2017
Ryan Santos, K	2022-
Lamanzer Williams, DE	1998-99
Damien Wilson, LB	2021

KANSAS CITY CHIEFS (1963-)

Bobby Bell, LB	1963-74
Aaron Brown, DE	1966-72
Arland Bruce, WR	2000
Matt Herkenhoff, T	1976-85
Dick Hohanson, TE	1963
Eric Murray, DB	2016-18
Josh Rawlings, T	2000
Keith Simons, T	1976-77
Bob Stein, LB	1969-72
Damien Wilson, LB	2019-
Lamanzer Williams, DE	2000

NFL HISTORY BY TEAM

LAS VEGAS RAIDERS (1960-)

previously Oakland Raiders (1960-81);
Los Angeles Raiders (1982-94);
Oakland Raiders (1995-2019)

Roger Hagberg, FB 1965-69
Mark Merrill, LB 1984
Jon Jelacic, DE 1961-64
Gary Russell, FB 2009
Frank Youso, T 1963-65

LOS ANGELES CHARGERS (1961-)

previously San Diego Chargers (1961-2016)

Doug Beaudoin, S 1981
Bob Bruggers, LB 1968-71
Tyronne Carter, DB 2010
Ken Dallafoir, G 1985
Steven Richardson, DT 2018
Traye Simmons, DB 2010
Mark Slater, C 1978
Bob Stein, LB 1974
Ryan Thelwell, WR 1998-99
Nate Triplett, LB 2011

LOS ANGELES RAMS (1937-)

previously Cleveland Rams (1937-45);
Los Angeles Rams (1946-94);
St. Louis Rams (1995-2015)

Julius Altonse, QB 1937-38
Adam Haayer, OT 2006
Alex Hass, TE 2000
Wally Kersten, T 1982
Len Levy, G 1945-48
Chip Lohmiller, K 1996
Frank Marchewski, C 1965, 1968-69
Paul Mitchell, T 1946-48
Don Nolander, C 1946
Warren Plunkett, QB 1942
Ryan Santoso, K 2021
Mark Setterstrom, OG 2006-09
Rudy Sikich, T 1945
Bruce Smith, HB 1948
Vic Spadaccini, QB 1938-40
Bob Stein, LB 1973-74
John Williams, T 1972-79

MIAMI DOLPHINS (1966-)

Blaise Andries, OL 2022-
Doug Beaudoin, S 1980
Elmer Bailey, WR 1980-81
Bob Bruggers, LB 1967-68
Kerry Glenn, DB 1991-92
MarQueis Gray, TE 2016-18
Michael Lehan, CB 2006-08
Marcus Sherels, DB 2019
Cedric Thompson, DB 2015
Jimmy Wyrick, CB 2003-04

MINNESOTA VIKINGS (1961-)

Jack Brewer, FS 2002-03
Bart Buetow, DT 1976
John Campbell, LB 1963-64
Tyronne Carter, DB 2000-04
Billy Cockerham, QB 2000
Mark Dusbabek, LB 1989-91
Carl Eller, DE 1964-78
Paul Faust, LB 1967
Isaac Fruechte, WR 2015-16
MarQueis Gray, TE 2014
Adam Haayer, OT 2002-04
Tom Hall, SE 1964-66

Noel Jenke, LB 1971
Doug Kingsriter, TE 1973-75
Kent Kramer, TE 1969-70
Jermaine Mays, CB 2003
Jalen Myrick, DB 2018
Pete Najarian, LB 1987
Esezi Otomewo, DL 2022-
Randy Rasmussen, C 1988-89
Craig Sauer, LB 2000-01
Jeff Schuh, LB 1986
Marcus Sherels, DB/PR 2010-18, 2019
Bob Stein, LB 1975
Milt Sunde, G 1964-74
Thomas Tapeh, RB 2008
Brock Vereen, DB 2015
Ben Williams, DE 1998-99
Jeff Wright, DB 1971-77
Frank Youso, T 1961-62

NEW ENGLAND PATRIOTS (1960-)

previously Boston Patriots (AFL, 1960-70)

Doug Beaudoin, S 1976-79
Hubie Bryant, WR 1971-72
Geno Cappelletti, K 1960-70
Tony Carter, RB 1998-2000
Ezell Jones, T 1969-70
Laurence Maroney, RB 2006-09
Jon Melander, OL 1991
Josh Rawlings, OL 2000
Bob Schmidt, T-C 1964-65
Bob Soltis, DB 1960-61
Damarius Travis, DB 2017
Troy Wolkow, OL 1988

NEW ORLEANS SAINTS (1967-)

Tom Hall, SE 1967
Kent Kramer, TE 1967
Chip Lohmiller, K 1995
Sean Lumpkin, DB 1992-97
Steve Rhem, WR 1994-96
John Schlecht, DT 2003
Marcus Sherels, DB 2019
Ryan Thelwell, WR 2000
Greg White, DE 2002
Nate Wozniak, OL 2018, 2019

NEW YORK GIANTS (1925-)

McKinley Boston, LB 1968-69
Jack Brewer, FS 2004
Bart Buetow, DT 1973
Carter Coughlin, LB 2020-
Omar Douglas, WR 1994-97
Dick Enderle, G 1972-75
George Franck, FB 1941, 1945-47
Jon Jelacic, DE 1958
Greg Larson, C 1961-73
Ed Lechner, G 1942
Gordon Paschka, FG-G 1947
Winfield Pederson, T 1941, 1945
Ryan Santoso, P 2020
Bob Schmidt, T-C 1959-60
Dave Simonson, T 1975
Randy Staten, DE 1967
Steve Tobin, C 1980
Ed Widseth, T 1937-40
Brian Williams, C 1989-2000
Chris Williamson, DB 2020
Nate Wozniak, OL 2019

NEW YORK JETS (1963-)

Marion Barber, RB 1981-89
Tyronne Carter, DB 2003
Blake Cashman, LB 2019-21
Eric Decker, WR 2014-16
Kerry Glenn, DB 1985-89
Gordy Holz, T 1964
Jon Michals, DE 1978-79
Mark Merrill, LB 2000
Logan Payne, WR 2011
Mac Stephens, LB 1990
Frank Youso, T 1958-60

PHILADELPHIA EAGLES (1933-)

Bob Bjorklund, C 1941
Jack Brewer, FS 2005
Bud Grant, E 1951-52
Thomas Hammer, RB 2000
Kent Kramer, TE 1971-74
Steve Rhem, WR 1997-98
Wayne Robinson, LB 1952-56
Mark Slater, T 1979-93
Thomas Tapeh, FB 2004-07
Vern Winfield, G 1972-73

PITTSBURGH STEELERS (1940-)

previously Pittsburgh Pirates (1933-39)

Chet Anderson, TE 1967
Hubie Bryant, WR 1970
John Campbell, LB 1965-69
Tony Carter, RB 2002
Tyronne Carter, DB 2004-09
Travis Cole, QB 2002
Tony Dungy, QB-DB 1977-78
Fred Foggie, DB 1994-95
Bill Garmaas, HB 1946-48
Lou Midler, G 1939
Eddie Miles, LB 1990
Gordon Paschka, FB-G 1943
Randy Rasmussen, C 1984-85
Gary Russell, RB 2008
Matt Spaeth, TE 2007-10, 2013-15

SAN FRANCISCO 49ERS (1950-)

Arland Bruce, WR 2003
Jerome Davis, DE 2002-04
Tony Dungy, QB-DB 1979
Dick Enderle, G 1976
Jim Fahnhorst, LB 1984-90
Keith Fahnhorst, T 1974-85
Kent Kramer, TE 1966
Willie Middlebrooks, CB 2005
Pete Najarian, LB 1987
Leo Nomellini, T 1950-63
John Schlecht, DT 2001-02
Sam Schlueter, OL 2022-
Gordy Soltau, K-E 1950-58
Ryan Thelwell, WR 1998

SEATTLE SEAHAWKS (1976-)

Antoine Burns, WR 2003
Carl Eller, DE 1979
Ben Hamilton, OG 2010
Boye Mafe, LB 2022-
Logan Payne, WR 2007-08
Derek Rackley, LS 2006-07
Josh Rawlings, T 2002
Tellis Redmon, RB 2003
Dave Simonson, T 1976

TAMPA BAY BUCCANEERS (1976-)

Jay Carroll, TE	1984-85
Mike Giovineti, OT	1996
Tyler Johnson, WR	2020-
Wally Kersten, T	1985
Ko Kieft, TE	2022-
Pete Najarian, LB	1987-89
Sam Renner, DL	2021
Adam Weber, QB	2012
Greg (Stylez G.) White, DE	2007-10
Antoine Winfield Jr., DB	2020-

TENNESSEE TITANS (1960-)

previously Houston Oilers (1960-96)

David Cobb, RB	2015
Eric Decker, WR	2017
Mark Dusbabek, LB	1987-88
Adam Haayer, OT	2001
Tom Hall, SE	1962-63
Jack Gibbens, LB	2022-
Ryan Santoso, P/K	2019, 2021
Bob Schmidt, T-C	1961-63
Dave Simonson, T	1975
Chris Williamson, DB	2022-

WASHINGTON COMMANDERS (1937-)

Brian Bonner, LB	1988-89
Ron Hanson, G	1951
Ray Hitchcock, C	1987-89
Jon Leverenz, LB	1990
Chip Lohmiller, K	1988-94
Anthony Montgomery, DT	2006-09
Wilbur Moore, HB	1939-46
Matt Reem, OG	1996-97
Karon Riley, DE	2006
Benjamin St-Juste, DB	2021-
Greg White, DE	2003

DEFUNCT FRANCHISES

BOSTON YANKS (1944-48)

Bill Daley, FB	1946 & 1948
Rube Juster, T	1946

BROOKLYN DODGERS (1930-43)

previously Brooklyn Tigers (1930)

John Billman, G	1946
Winfield Pederson, T	1946
Bob Sweiger, HB	1946-48

BROOKLYN DODGERS (1930-43)

Dick O'Donnell, E	1931
Stan Kostka, FB	1935
Bud Svendsen, G	1940-43

BROOKLYN TIGERS (1944-46)

Bob Paffrath, HB	1946
------------------	------

BUFFALO BISONS (1920-27, 1929)

Chet Gay, T	1925
-------------	------

CHICAGO TIGERS (1920-21)

Ralph Capron, HB	1920
------------------	------

CLEVELAND TIGERS (1920-21)

Bert Baston, E	1920-21
Joe Mattern, HB	1920

DULUTH KELLEYS (1923-27)

Duluth Eskimos (1926-27)

Bobby Marshall, E	1925
Dick O'Donnell, E	1923

Rex Tobin, E	1925
--------------	------

EVANSVILLE CRIMSON GIANTS (1921-22)

Olaf Noreene, HB	1921
------------------	------

FRANKFORD YELLOW JACKETS (1924-31)

Hal Hanson, G	1928-30
Herb Joesting, FB	1930-31
Mally Nydall, FB-QB	1930-31
Art Pharmer, FB	1930-31
Bob Tanner, E	1930

HAMMOND PROS (1920-26)

Carl Hanke, E	1921-23
Festus Tierney, G	1922

KENOSHA MAROONS (1924)

Roger Pattison, G	1924
-------------------	------

LOS ANGELES BUCCANEERS (1926)

Arnie Sandberg, HB	1926
Elery White, HB	1926

MILWAUKEE BADGERS (1921-1927)

Bert Bisbee, HB	1922
Merton Dunnigan, T	1925-26
Chet Gay, T	1927
Pete Regnier, HB	1922
Festus Tierney, G	1925

MINNEAPOLIS MARINES (1921-25)

Mert Dunnigan, T	1924
Ben Dvorak, HB	1921-22
Gus Ekberg, E	1921
Paul Flynn, E	1922-23
Hal Hanson, G	1930
Einer Irgens, E	1921-24
Joe Mattern, HB	1922
Pete Regnier, HB	1921-22
Jim Rush, HB	1922
Festus Tierney, G	1923-24

MINNEAPOLIS RED JACKETS (1929-30)

George Gibson, G	1930
Ken Haycraft	1929
Herb Joesting, FB	1929-30
Wayne Kakota, C	1930
Al Maeder, T	1929
Mally Nydall, FB-QB	1929-30
John O'Brian, HB	1929
Art Pharmer, FB	1930

NEW YORK BULLDOGS (1949-51)

New York Yankees (1950-51)

Larry Olsonoski, G	1949
--------------------	------

RACINE TORNAOES (1926)

Chet Gay, T	1926
-------------	------

ROCK ISLAND INDEPENDENTS (1920-26)

Arne Wyman, FB	1920
----------------	------

STATEN ISLAND STAPLETONS (1929-32)

Al Teeter, E	1932
--------------	------

Includes players who spent a season on a practice squad as well or were signed by the team.

ALL-TIME SENIOR BOWL INVITATIONS

1950	Clayton Tonnemaker, C
1953	Roger French, E
1955	Bob McNamara, B
1958	Bobby Cox, B
1958	Frank Youso, T
1960	Jerry Shetler, C
1960	Mike Wright, G
1961	Roger Hagberg, B
1961	Greg Larson, C
1965	Kraig Lofquist, B
1966	Gale Gillingham, G
1967	Chet Anderson, E
1967	Kenny Last, E
1973	Tom McLeod, LB
1974	Keith Fahnhorst, TE
1978	Michael Hunt, LB
1978	Mark Slater, OL
1980	Gregory Murtha, OL
1984	Randy Rasmussen, OL
1990	Ron Goetz, LB
1990	Jon Leverenz, LB
1990	Jon Melander, OL
1990	Darrell Thompson, RB
1991	Mike Sunvold, DL
1991	Chris Thome, OL
1992	Sean Lumpkin, DB
1996	Chris Darkins, RB
1998	Lamanzer Williams, DL
2000	Tyrone Carter, DB
2001	Ben Hamilton, OL
2001	Karon Riley, DL
2001	John Schlecht, DL
2002	Ron Johnson, WR
2004	Thomas Tapeh, RB
2006	Mark Setterstrom, OL
2014	Ra'Shede Hageman, DL
2015	David Cobb, RB
2016	K.J. Mays, WR
2016	Eric Murray, DB
2017	Damarius Travis, DB
2019	Carter Coughlin, DL
2019	Kamal Martin, LB (DNP)
2020	Benjamin St-Juste, DB
2021	Daniel Faelele, OL
2021	Boye Mafe, DL
2021	Esezi Otomewo, DL (DNP)

ALL-TIME NFL ROSTER BY PLAYER

Dominic Alford , OL 2011-12 Cleveland Browns 2011 Carolina Panthers 2012	San Diego Chargers 1968-71	Chris Dinkins , RB 1996-98 Green Bay Packers 1996-98
Blaise Andries , OL 2022- Miami Dolphins 2022-	Hubie Bryant , WR 1970-72 Pittsburgh Steelers 1970 New England Patriots 1971-72	Jerome Davis , DE 1997-2004 Detroit Lions 1997-99 Denver Broncos 1999-2000 San Francisco 49ers 2002-04
George Abramson , T 1925 Green Bay Packers 1925	Bart Buetow , DT 1973, '76 New York Giants 1973 Minnesota Vikings 1976	Eric Decker , WR 2010-17 Denver Broncos 2010-13 New York Jets 2014-16 Tennessee Titans 2017
Julius Alfonso , QB 1937-38 Cleveland Rams 1937-38	Larry Buhler , FB 1939-41 Green Bay Packers 1939-41	Micah Dew-Treadway , DL 2022- Chicago Bears 2022-
Matt Anderle , OT 2002 Indianapolis Colts 2002	Antoine Burns , WR 2003-05 Seattle Seahawks 2003 Carolina Panthers 2004-05	Omar Douglas , WR 1994-97 New York Giants 1994-97
Chet Anderson , TE 1967 Pittsburgh Steelers 1967	De'Vondre Campbell , LB 2016- Atlanta Falcons 2016-19 Arizona Cardinals 2020 Green Bay Packers 2021-	Tony Dungy , QB-DB 1977-79 Pittsburgh Steelers 1977-78 San Francisco 49ers 1979
Elmer Bailey , WR 1980-82 Miami Dolphins 1980-81 Baltimore Colts 1982	John Campbell , LB 1963-69 Minnesota Vikings 1963-64 Pittsburgh Steelers 1965-69 Baltimore Colts 1969	Mert Dunningan , T 1924-26 Minneapolis Marines 1924 Milwaukee 1925-26
Dominique Barber , S 2008-11 Houston Texans 2008-11	Geno Cappelletti , FL-K 1960-70 Boston Patriots 1960-70	Walt Dunningan , E 1922 Green Bay 1922
Marion Barber , RB 1981-89 New York Jets 1981-89	Ralph Capron , HB 1920 Chicago Bears 1920	Mark Dusbabek , LB 1987-91 Houston Oilers 1987-88 Minnesota Vikings 1989-91
Marion Barber III , RB 2005-11 Dallas Cowboys 2005-10 Chicago Bears 2011	Jay Carroll , TE 1984-85 Tampa Bay Buccaneers 1984-85	Ben Dvorak , HB 1921-22 Minneapolis Marines 1921-22
Bert Baston , E 1920-21 Cleveland Bulldogs 1920-21	Jim Carter , LB 1970-78 Green Bay 1970-78	Gus Ekberg , E 1921 Minneapolis Marines 1921
Rashod Bateman , WR 2021- Baltimore Ravens 2021-	Tony Carter , RB 1994-2002 Chicago Bears 1994-97 New England Patriots 1998-2000 Denver Broncos 2001 Green Bay Packers 2002	Carl Eller , DE 1964-79 Minnesota Vikings 1964-78 Seattle Seahawks 1979
Bill Baumgartner , E 1947 Baltimore 1947	Tyrone Carter , DB 2000-10 Minnesota Vikings 2000-02 New York Jets 2003 Pittsburgh Steelers 2004-09 San Diego Chargers 2010	Dick Enderle , G 1969-76 Atlanta Falcons 1969-71 New York Giants 1972-75 San Francisco 49ers 1976 Green Bay Packers 1976
Doug Beaudoin , S 1976-81 New England Patriots 1976-79 Miami Dolphins 1980 San Diego Chargers 1981	Blake Cashman , LB 2019-21 New York Jets 2019-21 Houston Texans 2022-	Greg Eslinger , C 2006-08 Denver Broncos 2006-07 Houston Texans 2007-08
Bobby Bell , LB 1963-74 Kansas City Chiefs 1963-74	Jonathan Celestin , LB 2018-19 Los Angeles Chargers 2018 New York Jets 2018 Carolina Panthers 2019	Daniel Faalele , OL 2022- Baltimore Ravens 2022-
Warren Beson , C 1949 Baltimore 1949	Marty Christiansen , FB 1940 Chicago Bears 1940	Jim Fahnhorst , LB 1984-90 San Francisco 49ers 1984-90
John Billman , G 1946-47 Brooklyn Dodgers 1946 Chicago Bears 1947	David Cobb , RB 2015-16 Tennessee Titans 2015 Pittsburgh Steelers 2016	Keith Fahnhorst , T 1974-85 San Francisco 49ers 1974-85
Bert Bisbee , HB 1922 Milwaukee Badgers 1922	Billy Cockerham , QB 2000 Minnesota Vikings 2000	Mike Falls , G 1960-61 Dallas Cowboys 1960-61
Bob Bjorklund , C 1941 Philadelphia Eagles 1941	Travis Cole , QB 2002 Pittsburgh Steelers 2002	George Faust , QB 1939 Chicago Bears 1939
Brian Boddy-Calhoun , DB 2016-19 Cleveland Browns 2016-18 Houston Texans 2019 Indianapolis Colts 2019	Carter Coughlin , LB 2020- New York Giants 2020-	Paul Faust , LB 1967 Minnesota Vikings 1967
Brian Bonner , LB 1988-89 Washington 1988-89	Bill Daley , FB 1946-48 Miami 1946 Brooklyn Dodgers 1946 Chicago Bears 1947 New York Yankees 1948	Paul Flynn , E 1922-23 Minneapolis Marines 1922-23
McKinley Boston , LB 1968-69 New York Giants 1968-69	Ken Dallariva , G 1985-90 San Diego Chargers 1985 Detroit Lions 1986-90	Fred Foggie , DB 1994-96 Pittsburgh Steelers 1994-95 Carolina Panthers 1995-96
Jack Brewer , FS 2002-06 Minnesota Vikings 2002-03 New York Giants 2004 Philadelphia Eagles 2005 Arizona Cardinals 2006		George Franck , FB 1941, 1945-47 New York Giants 1941, 1945-47
Aaron Brown , DE 1966-74 Kansas City Chiefs 1966-72 Green Bay Packers 1973-74		Isaac Fruechte , WR 2015-16 Minnesota Vikings 2015-16
Ariand Bruce , WR 2000, 2003 Kansas City Chiefs 2000 San Francisco 49ers 2003		Bill Garnas , HB 1946-48 Pittsburgh Steelers 1946-48
Bob Bruggers , LB 1967-71 Miami Dolphins 1967-68		Chet Gay , T 1925-26 Buffalo Bisons 1925



NFL ROSTER BY PLAYER

Racine Tornados 1926	Gordy Holz, T	1960-64	Rhys Lloyd, K	2007-09
Milwaukee Badgers 1926	Denver Broncos 1960-63		Baltimore Ravens 2007	
Jack Gibbens, LB 2022-	New York Jets 1964		Carolina Panthers 2007-09	
Tennessee Titans 2022-	Michael Hunt, LB	1978-80	Chip Lohmiller, K	1988-96
George Gibson, G 1930	Green Bay Packers 1978-80		Washington 1988-94	
Minneapolis Marines 1930	Einer Irgens, E	1921-24	New Orleans Saints 1995	
Gale Gillingham, OG 1966-76	Minneapolis 1921-24		St. Louis Rams 1996	
Green Bay Packers 1966-76	Floyd Jaszewski, T	1950-51	Sean Lumpkin, DB	1992-97
Mike Giovineti, OT 1996	Detroit Lions 1950-51		New Orleans Saints 1992-97	
Tampa Bay Buccaneers 1996	Jon Jelacic, DE	1958-64	Tom MacLeod, LB	1973-78
Kerry Glenn, DB 1985-92	New York Giants 1958		Green Bay Packers 1973	
New York Jets 1985-89	Oakland 1961-64		Baltimore Colts 1974-78	
Miami Dolphins 1991-92	Noel Jenke, LB	1971-74	Al Maeder, T	1929
Bud Grant, E 1951-52	Minnesota Vikings 1971		Minneapolis Marines 1929	
Philadelphia Eagles 1951-52	Atlanta Falcons 1972		Boye Mafe, LB	2022-
MarQueis Gray, TE 2013-18	Green Bay Packers 1973-74		Seattle Seahawks 2022-	
Cleveland Browns 2013	Herb Joesting, FB	1929-32	Frank Marchlewski, C	1965-70
Minnesota Vikings 2014	Minneapolis Marines 1929-30		Los Angeles Rams 1965, 1968-69	
Buffalo Bills 2014-15	Frankford Yellow Jackets 1930-31		Atlanta Falcons 1966-68	
Buffalo Bills 2014-15	Chicago Bears 1931-32		Buffalo Bills 1970	
Miami Dolphins 2016-18	Bill Johnson, E	1941	Laurence Maroney, RB	2006-10
Donnell Greene, OL 2019	Green Bay Packers 1941		New England Patriots 2006-09	
Jacksonville Jaguars, 2019	Dick Johnson, TE	1963	Denver Broncos 2010	
Adam Hayer, OT 2001-06	Kansas City Chiefs 1963		Billy Martin, HB	1962-64
Tennessee Titans 2001	Ron Johnson, WR	2002-2004	Chicago Bears 1962-64	
Minnesota Vikings 2002-04	Baltimore Ravens 2002-04		Kamal Maartin, LB	2020-
Arizona Cardinals 2005	Tyler Johnson, WR	2020-	Green Bay Packers 2020-21	
St. Louis Rams 2006	Tampa Bay Buccaneers 2020-		Carolina Panthers 2021-	
Gary Hadd, DT 1989	Ezell Jones, T	1969-70	Joe Mattern, HB	1920-22
Detroit Lions 1989	Boston Patriots 1969-70		Cleveland Tigers 1920	
Phoenix Cardinals 1989	Rube Juster, T	1946	Minneapolis Marines 1922	
Roger Hagberg, FB 1965-69	Boston Yankees 1946		Jermaine Mays, CB	2003
Oakland Raiders 1965-69	Wayne Kakota, C	1930	Minnesota Vikings 2003	
Ra'Shede Hageman, DL 2014-16, 19	Minneapolis Marines 1930		Bob McNamara, RB	1960-61
Atlanta Falcons 2014-16, 19	Wally Kersten, T	1982-85	Denver Broncos 1960-61	
Tom Hall, SE 1962-67	Los Angeles Rams 1982		Karl Mecklenburg, LB	1983-94
Detroit Lions 1962-63	Tampa Bay 1985		Denver Broncos 1983-94	
Minnesota Vikings 1964-66	Ko Kieft, TE	2022-	Jon Michals, DE	2000
New Orleans Saints 1967	Tampa Bay Buccaneers 2022-		New York Jets 2000	
Ben Hamilton, OG 2001-10	Wally Kilbourne, T	1939	Jon Melander, OL	1991-94
Denver Broncos 2001-09	Green Bay Packers 1939		New England Patriots 1991	
Seattle Seahawks, 2010	Doug Kingsriter, TE	1973-75	Cincinnati Bengals 1992	
Thomas Hamner, RB 2000	Minnesota Vikings 1973-75		Denver Broncos 1993-94	
Philadelphia Eagles 2000	Stan Kostka, FB	1935	Mark Merrill, LB	1978-84
Carl Hanke, E 1921-24	Brooklyn Dodgers 1935		New York Jets 1978-79	
Hammond Pros 1921-23	Kent Kramer, TE	1966-74	Chicago Bears 1979	
Chicago Bears 1922-24	San Francisco 49ers 1966		Denver Broncos 1981-82	
Ron Hanson, G 1951	New Orleans Saints 1967		Buffalo Bills 1983-84	
Washington 1951	Minnesota Vikings 1969-70		Los Angeles Raiders 1984	
Hal Hanson, G 1928-30	Philadelphia Eagles 1971-74		Willie Middlebrooks, CB	2001-06
Frankford Yellow Jackets 1928-30	Bill Kuusisto, G	1941-46	Denver Broncos 2001-2004, '06-	
Minneapolis Marines 1930	Green Bay Packers 1941-46		San Francisco 49ers 2005	
Alex Hass, TE 2000	Greg Larson, C	1961-73	Lou Midler, G	1939-40
St. Louis Rams 2000	New York Giants 1961-73		Pittsburgh Pirates 1939	
Ken Haycraft 1929-1930	Ed Lechner, G	1942	Green Bay Packers 1940	
Minneapolis Red Jackets 1929	New York Giants 1942		Eddie Miles, LB	1990
Green Bay Packers 1930	Michael Lehan, CB	2003-08	Pittsburgh Steelers 1990	
Rodney Heath, CB 1999-2002	Cleveland Browns 2003-05		Paul Mitchell, T	1946-48
Cincinnati Bengals 1999-2001	Miami Dolphins 2006-08		Los Angeles Dons 1946-48	
Atlanta Falcons 2002	Jon Leverenz, LB	1990	Anthony Montgomery, DT	2006-09
Craig Hendrickson, OT 1994	Washington 1990		Washington 2006-09	
Buffalo Bills 1994	Len Levy, G	1945-48	Wilbur Moore, HB	1939-46
Matt Herkenhoff, T 1976-85	Cleveland/Los Angeles Rams 1945		Washington 1939-46	
Kansas City Chiefs 1976-85	Los Angeles Dons 1947-48		Eric Murray, DB	2016-
Ray Hitchcock, C 1987-89	Carl Lidberg, FB	1926-30	Kansas City Chiefs 2016-18	
Washington 1987-89	Green Bay Packers 1926-30		Cleveland Browns 2019	
Mike Hohensee, QB 1987			Houston Texans, 2020-	
Chicago Bears 1987				

NFL ROSTER BY PLAYER

Greg Murtha, T 1982 Baltimore Colts 1982	New England Patriots 2000 Seattle Seahawks 2002	Charles Schultz, T 1939-41 Green Bay Packers 1939-41
Jalen Myrick, DB 2017-18 Jacksonville Jaguars 2017 Minnesota Vikings 2018	Tellis Redmon, RB 2003-04 Seattle Seahawks 2003 Baltimore Ravens 2004	Marcus Sherels, DB/PR 2010-19 Minnesota Vikings 2010-18, 19 Miami Dolphins, 2019 New Orleans Saints, 2019
Bronko Nagurski, FB-T 1930-37, '43 Chicago Bears 1930-37, 1943	Matt Reem, OG 1996-97 Washington 1996-97	Rudy Sikich, T 1945 Cleveland Rams 1945
Pete Najarjan, LB 1987-89 San Francisco 49ers 1987 Minnesota Vikings 1987 Tampa Bay Buccaneers 1987-89	Pete Regnier, HB 1921-22 Minneapolis Marines 1921-22 Green Bay 1922	Jack Simmons, TE 2009 New York Jets 2009
Steve Neils, LB 1974-80 St. Louis Cardinals 1974-80	Sam Renner, DL 2020-21 Los Angeles Ram 2020 Tampa Bay Buccaneers 2021	Traye Simmons, DB 2010 San Diego Chargers 2010
Don Nolander, C 1946 Los Angeles Dons 1946	Darrell Reid, DT 2005-09 Indianapolis Colts 2005-08 Denver Broncos 2009	Keith Simons, T 1976-79 Kansas City Chiefs 1976-77 St. Louis Cardinals 1978-79
Leo Nomellini, T 1950-63 San Francisco 49ers 1950-63	Steve Rhem, WR 1994-98 New Orleans 1994-96 Philadelphia 1997-98	Dave Simonson, T 1974-77 Baltimore Colts 1974 New York Giants 1975 Houston Oilers 1975 Seattle Seahawks 1976 Detroit Lions 1977
Olaf Norene, HB 1921 Evansville Crimson Giants 1921	Steven Richardson, DL 2018 Los Angeles Chargers 2018	Mark Slater, C 1978-83 San Diego Chargers 1978 Philadelphia Eagles 1979-83
Mally Nydall, FB-QB 1929-31 Minneapolis 1929-30 Frankford 1930-31	Karon Riley, DE 2001-05 Chicago Bears 2001-02 Atlanta Falcons 2002-05 Washington 2006	Bruce Smith, HB 1945-48 Green Bay Packers 1945-48 Los Angeles Rams 1948
John O'Brien, HB 1929 Minneapolis 1929	Wayne Robinson, LB 1952-56 Philadelphia Eagles 1952-56	Rodney Smith, RB 2020-21 Carolina Panthers 2020-21
Dick O'Donnell, E 1924-31 Duluth Eskimos 1923 Green Bay Packers 1924-30 Brooklyn Dodgers 1931	Jim Rush, HB 1922 Minneapolis Marines 1922	Gordy Soltau, K-E 1950-58 San Francisco 49ers 1950-58
Urban Odson, T 1946-49 Green Bay Packers 1946-49	Gary Russell, RB 2007-09 Pittsburgh Steelers 2007-08 Oakland Raiders 2009	Bob Soltis, DB 1960-61 Boston Patriots 1960-61
Vern Oech, T 1936 Chicago Bears 1936	Arnie Sandberg, HB 1926 Los Angeles Buccaneers 1926	Vic Spadaccini, QB 1938-40 Cleveland Rams 1938-40
Earl Ohlgren, E 1942 Green Bay 1942	Charlie Sanders, TE 1968-77 Detroit Lions 1968-77	Matt Spaeth, TE 2007-15 Pittsburgh Steelers 2007-10, 2013-15 Chicago Bears 2011-12
Larry Olsonoski, G 1948-49 Green Bay Packers 1948-49 New York Bulldogs 1949	Ryan Santos, P 2018- Detroit Lions 2018-19 Tennessee Titans 2019 New York Giants 2020-21 Carolina Panthers 2021 Tennessee Titans 2021 Detroit Lions 2021 Los Angeles Rams 2021 Jacksonville Jaguars 2022-	Benjamin St-Juste, DB 2021- Washington Commanders 2021-
Esezi Otomewo, DL 2022- Minnesota Vikings 2022-	Craig Sauer, LB 1996-2001 Atlanta Falcons 1996-99 Minnesota Vikings 2000-01	Randy Staten, DE 1967 New York Giants 1967
Bob Paffrath, HB 1946 Brooklyn Tigers 1946	Cory Sauter, QB 1998-2003 Arizona Cardinals 1998 Detroit Lions 1999-2001 Chicago Bears 2002 Indianapolis Colts 2003	Bob Stein, LB 1969-75 Kansas City Chiefs 1969-72 Los Angeles Rams 1973-74 San Diego Chargers 1974 Minnesota Vikings 1975
Ray Parsons, T 1971 Detroit Lions 1971	John Schlecht, DT 2001-03 San Francisco 49ers 2001-02 New Orleans Saints 2003	Mac Stephens, LB 1990-91 New York Jets 1990 Minnesota Vikings 1991
Gordon Paschka, FB-G 1943, 1947 Pittsburgh Steelers 1943 New York Giants 1947	Sam Schlueter, OL 2022- San Francisco 49ers 2022-	Steve Stewart, LB 1978-79 Atlanta Falcons 1978 Green Bay Packers 1979
Roger Pattison, G 1924 Kenosha Maroons 1924	Bob Schmidt, T-C 1959-67 New York Giants 1959-60 Houston Oilers 1961-63 Boston Patriots 1964-65 Buffalo Bills 1966-67	Milt Sunde, G 1969-74 Minnesota Vikings 1964-74
Logan Payne, WR 2008, 2011 Seattle Seahawks 2008 New York Jets 2011	Jeff Schuh, LB 1981-86 Cincinnati Bengals 1981-85 Green Bay Packers 1986 Minnesota Vikings 1986	Bud Svendsen, G 1937-43 Green Bay Packers 1937-39 Brooklyn Dodgers 1940-43
Winfield Pederson, T 1941, 1945-46 New York Giants 1941, 1945 Boston Yankees 1946		George Svendsen, C 1935-41 Green Bay Packers 1935-41
Art Pharmer, FB 1930-31 Minneapolis Marines 1930 Frankford Yellow Jackets 1930-31		Bob Sweiger, HB 1946-49 New York Yankees 1946-48 Chicago Hornets 1949
Warren Plunkett, QB 1942 Cleveland Rams 1942		Stan Sysma, LB 1980 Atlanta Falcons 1980
Derek Rackley, LS/TE 2000-07 Atlanta Falcons 2000-05 Seattle Seahawks 2006-07		Bob Tanner, E 1930 Frankford Yellow Jackets 1930
Randy Rasmussen, C 1984-89 Pittsburgh Steelers 1984-85 Minnesota Vikings 1988-89		
Josh Rawlings, T 2000-02 Kansas City Chiefs 2000		



NFL ROSTER BY PLAYER

Thomas Tapeh, FB	2004-08
Philadelphia Eagles 2004-07	
Minnesota Vikings 2008	
Al Teeter, E	1932
Staten Island Stapletons 1932	
Bob Tenner, E	1935
Green Bay Packers 1935	
Ryan Thelwell, WR	1998-2000
San Francisco 49ers 1998	
San Diego Chargers 1998-99	
New Orleans Saints 2000	
Chris Thome, OL	1991-92
Cleveland Browns 1991-92	
Cedric Thompson, DB	2016
Minnesota Vikings 2016	
Darrell Thompson, RB	1990-95
Green Bay Packers 1990-95	
Chicago Bears 1995	
Festus Tierney, G	1922-25
Hammond Pros 1922	
Minneapolis Marines 1923-24	
Milwaukee Badgers 1925	
Rex Tobin, E	1925
Duluth Eskimos 1925	
Steve Tobin, C	1980
New York Giants 1980	
Clayton Tonnenmaker, C	1950-54
Green Bay Packers 1950-54	
Damarius Travis, DB	2017
New England Patriots 2017	
Nate Triplett, LB	2010-11
Indianapolis Colts 2010-11	
George Tuttle, E	1927
Green Bay Packers 1927	
Fred Twedell, G	1939
Green Bay Packers 1939	
Rick Upchurch, WR	1975-83
Denver Broncos 1975-83	
Andy Uram, HB	1938-43
Green Bay Packers 1938-43	
Rube Ursella, QB	1920-26
Rock Island Independents 1920, 1924-25	
Minneapolis Marines 1921	
Akron Pros 1926	
Hammond Pros 1926	
Ben Utecht, TE	2004-08
Indianapolis Colts 2004-07	
Cincinnati Bengals 2008	
Willie VanDeSteege, LB	2009
Baltimore Ravens 2009	
Harold Van Every, HB	1940-41
Green Bay Packers 1940-41	
Fred Van Hull, G	1942
Green Bay Packers 1942	
Brock Vereen, S	2014-16
Chicago Bears 2014-15	
Minnesota Vikings 2015	
New England Patriots 2015	
Kansas City Chiefs 2016	
Adam Weber, QB	2011-12
Denver Broncos 2011	
Tampa Bay Buccaneers 2012	
Ernie Wheelwright, WR	2008
Baltimore Ravens 2008	
Elery White, HB	1926
Los Angeles Buccaneers, 1926	

Greg (Stylez G.) White, DE	2002-03, '05, '07-10
New Orleans Saints 2002	
Washington 2003	
Chicago Bears 2005	
Tampa Bay Buccaneers 2007-10	
Ed Widseth, T	1937-40
New York Giants 1937-40	
Dick Wildung, G	1946-53
Green Bay Packers 1946-53	
Ben Williams, DE	1998-99
Minnesota Vikings 1998-99	
Brian Williams, C	1989-2000
New York Giants 1989-2000	
John Williams, T	1968-79
Baltimore Colts 1968-71	
Los Angeles Rams 1972-79	
Lamanzar Williams, DE	1998-2000
Jacksonville Jaguars 1998-99	
Kansas City Chiefs 2000	
Maxx Williams, TE	2015-
Baltimore Ravens 2015-18	
Arizona Cardinals 2019-	
Chris Williamson, DB	2020-
New York Giants 2020	
Atlanta Falcons 2021	
Detroit Lions 2021	
Tennessee Titans 2022	
Damien Wilson, LB	2015-
Dallas Cowboys 2015-18	
Kansas City Chiefs 2019-20	
Jacksonville Jaguars 2021	
Carolina Panthers 2022	
Antoine Winfield Jr. DB	2020-
Tampa Bay Buccaneers 2020-	
Vern Winfield, G	1972-73
Philadelphia Eagles 1972-73	
Troy Wolkow, OL	1988
New England Patriots 1988	
Nate Wozniak, OL	2018-19
New Orleans Saints 2018, 2019	
Minnesota Vikings 2019	
Atlanta Falcons 2019	
New York Giants 2019	
Jeff Wright, DB	1971-77
Minnesota 1971-77	
Arne Wyman, FB	1920
Rock Island Independents 1920	
Jimmy Wyrick, CB	2000-2004
Detroit Lions 2000-02	
Miami Dolphins 2003-2004	
Frank Youso, T	1958-63
New York Giants 1958-60	
Minnesota Vikings 1961-62	
Oakland Raiders 1963-65	

(listed players were either on an active season roster or practice squad during at least one NFL season)

GOPHERS IN THE SUPER BOWL

SUPER BOWL CHAMPIONS

Name	Year	#	Team
Gale Gillingham	1967	I	Packers
	1968	II	Packers
Bobby Bell	1970	IV	Chiefs
Aaron Brown	1970	IV	Chiefs
Bob Stein	1970	IV	Chiefs
John Williams	1971	V	Colts
Tony Dungy	1979	XIII	Steelers
	2007	XLI	Colts (HC)
Keith Fahnhorst	1982	XVI	49ers
	1985	XIX	49ers
	1985	XIX	49ers
	1989	XXIII	49ers
	1990	XXIV	49ers
Ray Hitchcock	1988	XXII	Redskins
Brian Williams	1991	XXV	Giants
Chip Lohmiller	1992	XXVI	Redskins
Chris Darkins	1997	XXXI	Packers
Tyrone Carter	2006	XL	Steelers
	2009	XLIII	Steelers
Darrell Reid	2007	XLI	Colts
Ben Utecht	2007	XLI	Colts
Matt Spaeth	2009	XLIII	Steelers
Damien Wilson	2020	LIV	Chiefs
Tyler Johnson	2021	LV	Buccaners
Antoine Winfield Jr.	2021	LV	Buccaners

COMPETED IN SUPER BOWL

Name	Year	#	Team
Bobby Bell	1967	I	Chiefs
Aaron Brown	1967	I	Chiefs
Roger Hagberg	1968	II	Raiders
John Williams	1969	III	Colts
Kent Kramer	1970	IV	Vikings
Mitt Sunde	1970	IV	Vikings
	1974	VIII	Vikings
	1975	IX	Vikings
Carl Eller	1970	IV	Vikings
	1974	VIII	Vikings
	1975	IX	Vikings
	1977	XI	Vikings
Doug Kingsriter	1974	VIII	Vikings
	1975	IX	Vikings
Jeff Wright	1974	VIII	Vikings
	1975	IX	Vikings
	1977	XI	Vikings
Rick Upchurch	1978	XII	Broncos
John Williams	1980	XIV	Rams
Karl Mecklenburg	1987	XXI	Broncos
	1988	XXII	Broncos
	1990	XXIV	Broncos
Fred Foggie	1996	XXX	Steelers
Chris Darkins	1998	XXXII	Packers
Thomas Tapeh	2005	XXXIX	Eagles
Eric Decker	2014	XLVIII	Broncos
Ra'Shede Hageman	2016	LI	Falcons
De'Vondre Campbell	2016	LI	Falcons
Damien Wilson	2021	LV	Chiefs

NFL ROSTER BY PLAYER

ADDITIONAL PROFESSIONAL LEAGUES

USFL (1983-85, 2022)

Elmer Bailey, WR	1984
Denver Gold 1984	
Doug Beaudoin, SS	1983-85
Tampa Bay Bandits 1983-85	
Ken Dallafior, T	1984
Michigan Panthers 1984	
Jim Fahnhorst, LB	1983-85
Boston Breakers 1983	
Chicago Blitz 1983	
Arizona Wranglers 1984	
Oklahoma Outlaws 1985	
Donnell Greene, OL	2022
New Orleans Breakers 2022	
Mike Hohensee, QB	1983-84
Washington Federals 1983-84	
Glenn Howard, LB	1984-85
Philadelphia/Baltimore Stars 1984-85	
Kevin Kellin, DE	1984
Washington Federals 1984	
Greg Murtha, OT	1983-84
New Jersey Generals 1983-84	
Dana Noel, DB	1983
New Jersey Generals 1983	
Alan Reid, RB	1984
Memphis Showboats 1984	

NFL EUROPE (1991-2007) PREVIOUSLY WORLD LEAGUE (1991-92)

Antoine Burns, WR	2004
Amsterdam Admirals 2004	
Billy Cockerham, QB	2002
Frankfurt Galaxy 2002	
Jerome Davis, DE	2002
Frankfurt Galaxy 2002	
Ron Goetz, LB	1991-92
Barcelona Dragons 1991-92	
Ben Hamilton, C	2002
Berlin Thunder 2002	
Aaron Hosack, WR	2005-07
Frankfurt Galaxy 2005-07	
Rhys Lloyd, K	2007
Frankfurt Galaxy 2007	
Jermaine Mays, DB	2004
Berlin Thunder 2004-05	
Jon Michals, DE	2002
Frankfurt Galaxy 2002	
Joe Quinn, OG	2005
Rhein Fire 2005	
Josh Rawlings, OT	2001
Frankfurt Galaxy 2001	
Tellis Redmon, RB	2003
Amsterdam Admirals 2003	
Cory Sauter, QB	2000
Barcelona Dragons 2000	
John Schlecht, DT	2003-04
Frankfurt Galaxy 2003-04	
Dominique Sims, LB	2007
Frankfurt Galaxy 2007	
Greg White, DE	2005
Cologne Centurions 2005	
Ben Williams, DE	1998
London Monarchs 1998	

Lamanzer Williams, DE	2003
Berlin Thunder 2003	

CANADIAN FOOTBALL LEAGUE

Ollie Bakken, LB	1986-80
Winnipeg Blue Bombers 1976	
Calgary Stampeders 1976-79	
British Columbia Lions 1980	
Keith Ballard, OT	1994
Baltimore Stallions 1994	
Ray Baylor, DL	2001
Saskatchewan Roughriders 2001	
Rob Blakely, RB	1968
Toronto Argonauts 1968	
Brian Bonner, LB	1991-95
Ottawa Renegades 1991-94	
Shreveport Pirates 1995	
McKinley Boston, LB	1971
British Columbia Lions 1971	
Tom Brown, OL, DL	1961-67
British Columbia Lions 1961-67	
Arland Bruce, WR	2001-02, 2004-08
Winnipeg Blue Bombers 2001-02	
Toronto Argonauts 2004-08	
Bart Buetow, DE	1974-75
Toronto Argonauts 1974-75	
Dave Burkholder, OT	1958-64
Winnipeg Blue Bombers 1958-64	
Billy Bye, RB	1953-54
Winnipeg Blue Bombers 1953-54	
Stan Canakes, OT, DT	1954-58
Winnipeg Blue Bombers 1954-58	
Saskatchewan Roughriders 1956	
Tom Cates, RB	1947
Montreal Alouettes 1947	
Tom Chandler, LB	1976-77
Calgary Roughriders 1976	
Hamilton Tigercats 1977	
Lou Clare, DB	1973-81
Hamilton Tigercats 1973-75, 1979-81	
Saskatchewan Roughriders 1976-78	
Montreal Alouettes 1981	
David Cobb, RB	2018
Saskatchewan Roughriders 2018	
Jerome Davis, OT	2000, 2005-08
Calgary Stampeders 2000	
Toronto Argonauts 2005-06, 2008	
Hamilton Tigercats 2007	
Bob Deegan, DE	1963
Saskatchewan Roughriders 1963	
Walt Edwards, OT	1949
Winnipeg Blue Bombers 1949	
Mike Falls, OG	1956
Toronto Argonauts 1956	
Marquel Fleetwood, QB	1993-97
Ottawa Renegades 1993-94	
Toronto Argonauts 1996	
Hamilton Tigercats 1997	
Rickey Foggie, QB	1988-97, 2002
British Columbia Lions 1988-90, 2002	
Toronto Argonauts 1991-92	
Edmonton Eskimos 1993-94	
Memphis Mad Dogs 1995	
Hamilton Tigercats 1997	
Ron Goetz, LB	1993-97
Ottawa Renegades 1993	
Saskatchewan Roughriders 1994-97	

John Hankinson, QB	1968
Edmonton Eskimos 1968	
Rodney Heath, DB	2004
Hamilton Tigercats 2004	
Craig Hendrickson, OL	1991-2001
Saskatchewan Roughriders 1991-93	
Edmonton Eskimos 1994-95	
British Columbia Lions 1996, 2000-01	
Winnipeg Blue Bombers 1997-99	
Scott Hendrickson, OL	1992-2000
Saskatchewan Roughriders 1992-97	
British Columbia Lions 1998-2000	
Bob Hobert, OL	1957-58
Winnipeg Blue Bombers 1957-58	
Mike Hohensee, QB	1985
Ottawa Renegades 1985	
British Columbia Lions 1985	
Bruce Holmes, LB	1988-92
Toronto Argonauts 1988-89, 1992	
Ottawa Renegades 1989-90	
British Columbia Lions 1991	
Kevin Holmes, DL	2001
Saskatchewan Roughriders 2001	
Jon Jelacic, DL	1959-60
Ottawa Rough Riders 1959-60	
Dick Johnson, TE	1960-61
British Columbia Lions 1960-61	
Jerry Jones, RB	1963-64
Winnipeg Blue Bombers 1963-64	
Rube Juster, OT	1947
Montreal Alouettes 1947	
Mike Kissell, OG	1949
Winnipeg Blue Bombers 1949	
Simoni Lawrence, LB	2012-13, 2014-
Edmonton Eskimos 2012	
Hamilton TigerCats 2013, 2014-	
Billy Martin, RB	1965-68
Edmonton Eskimos 1965	
Toronto Argonauts 1966	
Winnipeg Blue Bombers 1968	
K.J. Maye, WR	2016
Edmonton Eskimos 2016	
Jermaine Mays, DB	2006-08
Toronto Argonauts 2006-07	
Hamilton Tigercats 2008	
Ralph McAllister, RB	1952-53
Winnipeg Blue Bombers 1952-53	
Cedric McKinley, DT	2014-16
Edmonton Eskimos 2014-16	
Saskatchewan Roughriders 2016	
Bob McNamara, DB	1955-58
Winnipeg Blue Bombers 1955-58	
Willie Middlebrooks, DB	2008
Toronto Argonauts 2008	
Bill Munsey, RB	1963-67
British Columbia Lions 1963-67	
Pete Najarian, LB	1988
Toronto Argonauts 1988	
Urban Odson, OT	1950
Montreal Alouettes 1950	
Bob Paffrath, QB, RB	1946-52
Ottawa Rough Riders 1946, 1948-49	
Edmonton Eskimos 1950-52	
Alan Reid, RB	1985-86
Montreal Alouettes 1985-86	
Steven Richardson, DL	2019-
Winnipeg Blue Bombers 2019-	



NFL ROSTER BY PLAYER

Karon Riley, DE	2005
Toronto Argonauts 2005	
Bob Sandberg, RB	1947-49, 1951
Winnipeg Blue Bombers 1947-49	
Saskatchewan Roughriders 1951	
Ryan Santoso, P	2019-20
Montreal Alouettes, 2019, 2020	
Dave Skrein, RB	1953
Winnipeg Blue Bombers 1953	
Jim Soltau, E	1955
Winnipeg Blue Bombers 1955	
Sandy Stephens, QB	1962-63
Montreal Alouettes 1962-63	
Toronto Argonauts 1963	
Troy Stoudermire, DB	2013-16, 2018-19
Saskatchewan Roughriders, 2013-14	
Winnipeg Blue Bombers 2014-15	
Edmonton Eskimos 2016	
Calgary Stampeders 2018	
Ottawa Redblacks 2019	
Ryan Thelwell, WR	2001-08
British Columbia Lions 2001-06	
Calgary Stampeders 2007-08	
Ben Williams, DT	1994-95
Shreveport Pirates 1994-95	
Drew Wolitarsky, WR	2017-
Winnipeg Blue Bombers 2017-	
Mike Wright, DT	1960-61
Winnipeg Blue Bombers 1960-61	

BOWL GAME HISTORY

1961

ROSE BOWL WASHINGTON 17 MINNESOTA 7

January 2, 1961

The Rose Bowl • Pasadena, Calif.

Attendance: 97,314

SCOREBOARD	1	2	3	4	F
Washington	3	14	0	0	17
Minnesota	0	0	7	0	7

First Quarter

WASH — Fleming 34 FG, 9:10

Second Quarter

WASH — Wooten 4 pass from Schloreddt (Fleming kick), 13:35

WASH — Schloreddt 1 run (Fleming kick), 4:14

Third Quarter

MINN — Munsey 18 run (Rogers kick), 9:15

Fourth Quarter

No scoring

TEAM STATISTICS

STATISTICS	WASH	MINN
First Downs	11	14
Rush Att.-Yds.	31-177	49-202
Passing Yards	16	51
Passes (A-C-I)	5-2-0	18-5-3
Total Net Yards	193	253
Kickoff Ret. (No.-Yds.)	2-53	4-89
Punt Ret. (No.-Yds.)	5-29	4-29
Penalties-Yds.	6-50	3-35
Fumbles-Lost	3-2	0-0

INDIVIDUAL LEADERS

Rushing

WASH — Jackson 13-60, Schloreddt 5-68 (TD), Mitchell 7-15, McKeta 7-18, Fleming 3-13, Wooten 1-6

MINN — Stephens 10-51, Hagberg 11-44, Munsey 8-37 (TD), Dickson 9-30, Rogers 3-10, Mulholland 5-20, Johnson 2-7, Salem 1-3

Passing (Att-Comp-Int-Yds-TD)

WASH — Schloreddt 4-2-0-16-0

MINN — Stephens 10-2-3-21-0;

Johnson 8-3-0-30-0

Receiving

WASH — Jackson 1-12, Wooten 1-4 (TD)

MINN — Rogers 2-5, Hagberg 1-18, Hall 1-15

1962

ROSE BOWL MINNESOTA 21 UCLA 3

January 1, 1962

The Rose Bowl • Pasadena, Calif.

Attendance: 98,214

SCOREBOARD	1	2	3	4	F
Minnesota	7	7	0	7	21
UCLA	3	0	0	0	3

First Quarter

UCLA — Smith 28 FG, 8:40

MINN — Stephens 1 run (Loechler kick), 2:42

Second Quarter

MINN — Munsey 3 run (Loechler kick), 2:39

Third Quarter

No scoring

Fourth Quarter

MINN — Stephens 2 run (Loechler kick), 2:36

TEAM STATISTICS

STATISTICS	UCLA	MINN
First Downs	8	21
Rush Att.-Yds.	34-55	55-222
Passing Yards	52	75
Passes (A-C-I)	8-5-0	11-7-0
Total Net Yards	107	397
Kickoff Ret. (No.-Yds.)	2-41	2-38
Punt Ret. (No.-Yds.)	1-10	2-10
Penalties-Yds.	1-5	6-70
Fumbles-Lost	2-2	3-2

INDIVIDUAL LEADERS

Rushing

MINN — Stephens 12-46 (2 TD), Dickson 12-45, Munsey 10-41 (TD), Jones 9-31, Cairns 7-38, Mulholland 2-14, King 2-3, Blaska 1-4

UCLA — Alexander 10-48, Smith 10-8, Thompson 6-12, Haffner 5-7, Singleton 3-(-20).

Passing (Att-Comp-Int-Yds-TD)

MINN — Stephens 11-7-0-75-0

UCLA — Smith 5-2-0-22-0, Singleton 2-2-0-18-0

Zeno 1-1-0-12-0

Receiving

MINN — Cairns 2-24, Deegan 2-23, Dickson 1-12, Hall 1-10, Mulholland 1-6

UCLA — Alexander 3-26, Zeno 1-14, Hauck 1-12

1977

HALL OF FAME BOWL MARYLAND 17 MINNESOTA 7

December 22, 1977

Legion Field • Birmingham, Ala.

Attendance: 47,000

SCOREBOARD	1	2	3	4	F
Minnesota	7	0	0	0	7
Maryland	3	14	0	0	17

First Quarter

MINN — Barber 1 run (Rogind kick), 9:02

MD — Sochko 32 FG, 5:21

Second Quarter

MD — Scott 2 run (Sochko kick), 7:04

MD — Scott 1 run (Sochko kick), 4:53

Third Quarter

No scoring

Fourth Quarter

No scoring

TEAM STATISTICS

STATISTICS	MINN	MD
First Downs	17	15
Rush Att.-Yds.	55-113	41-120
Passing Yards	155	211
Passes (A-C-I)	26-13-0	23-12-1
Total Net Yards	268	331
Kickoff Ret. (No.-Yds.)	4-70	2-34
Punt Ret. (No.-Yds.)	2-6	2-3
Penalties-Yards	6-54	12-80
Fumbles-Lost	3-2	3-2

INDIVIDUAL LEADERS

Rushing

MINN — Kitzmann 24-76, Avery 12-(-1), Thompson 4-11, Barber 4-7 (TD), Carlson 4-4, Breaunt 3-(-1), Artis 2-9, White 2-8

MD — Scott 24-75 (2 TD), Manges 6-15, Dick 6-0, Maddox 2-17, Dudish 2-6, Burgess 1-4

Passing (Att-Comp-Int-Yds-TD)

MINN — Avery 23-12-0-130-0, Carlson 3-1-0-25-0

MD — Dick 20-12-0-211-0, Manges 3-0-1-0-0

Receiving

MINN — Anhorn 5-49, Barber 4-58, Bourquin 2-14, Wydzysznski 1-25, Thompson 1-9

MD — White 8-126, Scott 2-16, Sievers 1-57, Dudish 1-12

BOWL GAME HISTORY

1985

INDEPENDENCE BOWL MINNESOTA 20 CLEMSON 3

December 21, 1985

Independence Stadium • Shreveport, La.
Attendance: 38,214

SCOREBOARD	1	2	3	4	F
Minnesota	3	7	0	10	20
Clemson	0	6	7	0	13

First Quarter

MINN — Lohmiller 22 FG, 9:02

Second Quarter

MINN — Anderson 9 pass from Foggie (Lohmiller kick), 13:28

CLEM — Treadwell 39 FG, 9:48

CLEM — Treadwell 21 FG, 0:14

Third Quarter

CLEM — Jennings 3 pass from Driver (Treadwell kick), 7:25

Fourth Quarter

MINN — Lohmiller 19 FG, 10:45

MINN — Baylor 1 run (Lohmiller kick), 4:56

TEAM STATISTICS

STATISTICS	MINN	CLEM
First Downs	19	18
Rush Att.-Yds.	55-257	48-211
Passing Yards	123	162
Passes (A-C-I)	21-9-0	29-10-1
Total Net Yards	380	373
Kickoff Ret. (No.-Yds.)	2-38	4-90
Punt Ret. (No.-Yds.)	0-0	1-0
Penalties-Yards	6-50	5-51
Fumbles-Lost	1-1	5-3

INDIVIDUAL LEADERS

Rushing

MINN — Foggie 18-60, Baylor 13-98, Puk 15-69, Penn 6-24, Wilson 3-6

CLEM — Flowers 27-148, Driver 13-37, Williams 5-12, Anderson 1-7, Johnson 1-5, Rouhac 1-2

Passing (Att-Comp-Int-Yds-TD)

MINN — Foggie 21-9-0-123-1

CLEM — Williams 24-9-1-159-0, Anderson 2-0-0-0-0 Driver 2-1-0-3-1

Receiving

MINN — Anderson 4-34, Couch 2-41, Otto 2-31, Hare 1-17

CLEM — Williams 5-58, Jennings 3-41 (TD), Rouhac 2-63

1986

LIBERTY BOWL TENNESSEE 21 MINNESOTA 14

December 29, 1986

Memorial Stadium • Memphis, Tenn.

Attendance: 51,327

SCOREBOARD	1	2	3	4	F
Minnesota	0	3	8	3	14
Tennessee	7	7	0	7	21

First Quarter

TENN — Clinkscales 18 pass from Francis (Revez kick), 7:47

Second Quarter

TENN — Howard 23 pass from Francis (Revez kick), 5:27

MINN — Lohmiller 27 FG, 0:08

Third Quarter

MINN — Foggie 11 run (Thompson run), 6:03

Fourth Quarter

MINN — Lohmiller 25 FG, 13:23

TENN — Clinkscales 15 pass from Francis (Revez kick), 11:21

TEAM STATISTICS

STATISTICS	MINN	TENN
First Downs	20	17
Rush Att.-Yds.	47-238	29-81
Passing Yards	136	243
Passes (A-C-I)	25-10-0	31-22-0
Total Net Yards	374	324
Kickoff Ret. (No.-Yds.)	4-44	3-69
Punt Ret. (No.-Yds.)	3-11	1-(-1)
Penalties-Yards	5-30	5-49
Fumbles-Lost	2-2	4-1

INDIVIDUAL LEADERS

Rushing

MINN — Thompson 25-136, Foggie 12-52 (TD), Richardson 5-32, Goetz 3-10, Wilson 2-8

TENN — Howard 16-63, Davis 6-22, Francis 4-(-12),

Miller 1-5, Wilson 1-4, Panuska 1-(-1)

Passing (Att-Comp-Int-Yds-TD)

MINN — Foggie 25-10-0-136-0

TENN — Francis 31-22-0-243-3

Receiving

MINN — Anderson 3-31, Richardson 2-66, Bruce 2-23, Armstrong 1-18, Thompson 1-4, Goetz 1-(-6)

TENN — Clinkscales 7-72 (2 TD), Miller 6-72, Davis 4-24, Howard 3-48 (TD), Middlebrooks 1-20, Wilson 1-7

1999

WELLS FARGO SUN BOWL OREGON 24 MINNESOTA 20

December 31, 1999

Sun Bowl • El Paso, Texas
Attendance: 48,757

SCOREBOARD	1	2	3	4	F
Minnesota	7	0	6	7	20
Oregon	0	7	10	7	24

First Quarter

MINN — Johnson 1 pass from Cockerham (Nystrom kick), 3:52

Second Quarter

ORE — Harrington 5 run (Villegas kick), 1:11

Third Quarter

MINN — Bruce 38 pass from Cockerham (Nystrom kick failed), 12:42

ORE — Harrington 1 run (Villegas kick), 8:04

ORE — Villegas 37 FG, 3:11

Fourth Quarter

MINN — Johnson 7 pass from Cockerham (Nystrom kick), 14:56

ORE — Howry 10 pass from Harrington (Villegas kick), 1:32

TEAM STATISTICS

STATISTICS	MINN	ORE
First Downs	19	22
Rush Att.-Yds.	35-96	39-156
Passing Yards	257	232
Passes (A-C-I)	37-19-2	43-20-0
Total Net Yards	353	388
Kickoff Ret. (No.-Yds.)	3-67	4-80
Punt Ret. (No.-Yds.)	3-20	4-40
Penalties-Yards	5-58	4-25
Fumbles-Lost	1-1	2-1

INDIVIDUAL LEADERS

Rushing

MINN — Hamner 20-64, Cockerham 12-26, Bruce 2-8, Henderson 1-(-2)

ORE — Droughns 21-95, Ho-Ching 9-56, Harrington 6-(-9) (2 TD), Tucker 2-10, Brown 1-4

Passing (Att-Comp-Int-Yds-TD)

MINN — Cockerham 37-19-2-257-3

ORE — Harrington 43-20-0-232-1

Receiving

MINN — Johnson 7-54 (2 TD), Levenson 6-126, Bruce 2-44 (TD), E. Jones 2-26, Hamner 2-7

ORE — Hartley 7-113, Howry 3-54 (TD), Droughns 3-(-1), Chance 2-15, Collins 1-17, Cook 1-12, Nwamuo 1-11, Ho-Ching 1-7, Tucker 1-4

2000
MICRONPC.COM
BOWL
N.C. STATE 38
MINNESOTA 30

December 28, 2000

Pro Player Stadium • Ft. Lauderdale, Fla.

Attendance: 28,359

SCOREBOARD	1	2	3	4	F
Minnesota	21	3	0	4	30
North Carolina State	0	8	17	13	38

First Quarter

MINN — Redmon 12 run (Nystrom kick), 13:03

MINN — Redmon 3 run (Nystrom kick), 4:46

MINN — Cole 2 run (Nystrom kick), 0:45

Second Quarter

MINN — Nystrom 27 FG, 7:31

NCST — Vanderveer 2 pass from Rivers (R. Robinson pass from Rivers), 2:00

Third Quarter

NCST — K. Robinson 19 pass from Rivers (Leak pass from Rivers), 12:08

NCST — Passingham 37 FG, 8:00

NCST — R. Robinson 3 run (pass failed), 0:42

Fourth Quarter

MINN — Nystrom 23 FG, 11:57

NCST — K. Robinson 23 pass from Rivers (pass failed), 11:01

MINN — Nystrom 29 FG, 6:46

NCST — R. Robinson 8 run (Passingham kick), 3:16

TEAM STATISTICS

STATISTICS	MINN	NCST
First Downs	31	22
Rush Att.-Yds.	58-300	24-109
Passing Yards	202	310
Passes (A-C-I)	30-16-1	39-24-2
Total Net Yards	502	419
Kickoff Ret. (No.-Yds.)	3-48	7-172
Punt Ret. (No.-Yds.)	2-18	1-23
Penalties-Yards	14-107	7-75
Fumbles-Lost	2-1	2-0

INDIVIDUAL LEADERS

Rushing

MINN — Redmon 42-246 (2 TD), Cole 8-4 (TD), Fitzpatrick 4-10, Mays 1-23, Matthews 1-12, Patterson 1-7

NCST — R. Robinson 15-74 (2 TD), Rivers 3-9, Leak 2-0, K. Robinson 1-19, Jackson 1-11

Passing (Att-Comp-Int-Yds-TD)

MINN — Cole 29-16-0-202-0

Abdul-Khaliq 1-0-1-0-0

NCST — Rivers 39-24-2-310-2

Receiving

MINN — Keller 5-51, Patterson 4-30, Redmon 3-9,

Johnson 2-58, Mays 1-44, Utecht 1-10

NCST — K. Robinson 7-157 (2 TD), R. Robinson 5-36 (2 TD), Leak 4-76, Peterson 4-27, Simmons 2-4, Jackson 1-8, Vanderveer 1-2 (TD)

2002

MUSIC CITY BOWL
MINNESOTA 29
ARKANSAS 14

December 30, 2002 •

The Coliseum • Nashville, Tenn.

Attendance: 39,183

SCOREBOARD	1	2	3	4	F
Arkansas	7	0	0	7	14
Minnesota	6	6	7	10	29

First Quarter

ARK — Wilson 2 pass from Jones (Carlton kick), 12:03

MINN — Nystrom 24 FG, 7:59

MINN — Nystrom 45 FG, 4:47

Second Quarter

MINN — Nystrom 21 FG, 11:57

MINN — Nystrom 22 FG, 6:24

Third Quarter

MINN — Utecht 19 pass from Abdul-Khaliq (Nystrom kick), 2:44

Fourth Quarter

MINN — Nystrom 29 FG, 11:53

MINN — Tapeh 33 run (Nystrom kick), 7:49

ARK — Smith 10 pass from Sorahan (Carlton kick), 5:29

TEAM STATISTICS

STATISTICS	MINN	ARK
First Downs	19	22
Rush Att.-Yds.	45-162	31-80
Passing Yards	272	208
Passes (A-C-I)	33-18-0	40-18-3
Total Net Yards	434	288
Kickoff Ret. (No.-Yds.)	2-42	8-128
Punt Ret. (No.-Yds.)	4-3	2-15
Penalties-Yards	9-71	6-44
Fumbles-Lost	0-0	2-1

INDIVIDUAL LEADERS

Rushing

MINN — Tapeh 18-100 (TD), Jackson II 17-36, Upchurch 2-17, Abdul-Khaliq 5-8, Fitzpatrick 1-3

ARK — Talley 14-33, Jones 7-14, Sorahan 3-4, Pierce 2-14, Cobbs 2-1, Birmingham 1-7

Passing (Att-Comp-Int-Yds-TD)

MINN — Abdul-Khaliq 32-17-0-222-1

ARK — Jones 24-12-2-119-1

Sorahan 15-6-1-89-1

Receiving

MINN — Utecht 5-77 (TD), Burns 4-88, Tapeh 3-23, Patterson 2-22, Jackson II 2-2, Hosack 1-50, Ellerson 1-10

ARK — Wilson 8-111 (TD), Smith 5-65 (TD), Talley 2-20, Hamilton 1-11, Poole 1-3, Pierce 1-(2)

2003

WELLS FARGO
SUN BOWL
MINNESOTA 31
OREGON 30

December 31, 2003

Sun Bowl • El Paso, Texas

Attendance: 49,894

SCOREBOARD	1	2	3	4	F
Minnesota	0	14	14	3	31
Oregon	0	17	7	6	30

First Quarter

no scoring

Second Quarter

ORE — Rosario 9 pass from Clemens (Siegel kick), 14:06

MINN — Tapeh 1 run (Lloyd kick), 9:50

ORE — Parker 18 pass from Clemens (Siegel kick), 8:45

MINN — Tapeh 1 run (Lloyd kick), 1:11

ORE — Siegel 30 FG, 0:00

Third Quarter

MINN — Tapeh 6 run (Lloyd kick), 8:28

ORE — Parker 40 pass from Clemens (Siegel kick), 3:09

MINN — Maroney 22 run (Lloyd kick), 00:14

Fourth Quarter

ORE — Siegel 32 FG, 9:36

MINN — Siegel 47 FG, 4:16

MINN — Lloyd 42 FG, 00:23

TEAM STATISTICS

STATISTICS	MINN	ORE
First Downs	23	25
Rush Att.-Yds.	55-241	24-77
Passing Yards	172	376
Passes (A-C-I)	21-12-0	44-33-1
Total Net Yards	413	453
Kickoff Ret. (No.-Yds.)	2-47	5-97
Punt Ret. (No.-Yds.)	1-4	0-0
Penalties-Yards	3-19	5-40
Fumbles-Lost	2-1	0-0

INDIVIDUAL LEADERS

Rushing

MINN — Maroney 15-131 (TD), Tapeh 13-40 (3 TD),

Barber III 16-37, Abdul-Khaliq 9-29, Wallace 1-6

ORE — Whitehead 6-35, Washington 6-28, Clemens 11-14, Rosario 1-0

Passing (Att-Comp-Int-Yds-TD)

MINN — Abdul-Khaliq 21-12-0-172-0

ORE — Clemens 42-32-1-363-3;

Fife 1-1-0-13-0

Receiving

MINN — Hosack 6-107, Patterson 3-33, Tapeh 2-12, Posthumus 1-20

ORE — Parker 16-200 (2 TD), Whitehead 5-42,

Williams 4-49, Rosario 3-36 (TD), Day 3-31, Clemens

1-13, Floberg 1-5

BOWL GAME HISTORY

2004

MUSIC CITY BOWL MINNESOTA 20 ALABAMA 16

December 31, 2004

The Coliseum • Nashville, Tenn.

Attendance: 66,089

SCOREBOARD	1	2	3	4	F
Alabama	7	7	0	2	16
Minnesota	7	10	3	0	20

First Quarter

ALA — McClain 2 pass from Pennington (Bostick kick), 14:12

MINN — Lipka 1 fumble recovery (Lloyd kick), 4:21

Second Quarter

MINN — Barber 5 run (Lloyd kick), 14:57

MINN — Lloyd 27 FG, 8:07

ALA — McClain 1 run (Bostick kick), 2:57

Third Quarter

MINN — Lloyd 24 FG, 10:16

Fourth Quarter

ALA — Team safety, 3:11

TEAM STATISTICS

STATISTICS	ALA	MINN
First Downs	13	23
Rush Att.-Yds.	21-21	72-276
Passing Yards	243	75
Passes (A-C-I)	36-22-0	13-5-2
Total Net Yards	264	351
Kickoff Ret. (No.-Yds.)	5-76	1-14
Punt Ret. (No.-Yds.)	2-10	4-10
Penalties-Yards	4-35	11-84
Fumbles-Lost	2-2	2-1

INDIVIDUAL LEADERS

Rushing

ALA — Brown 1-17, Johns 6-15, McClain 6-7 (TD), Darby 1-1, Prothro 3-(-3), Pennington 4-(-16)

MINN — Barber III 37-187 (TD), Maroney 29-105, Valentine 2-10, Wallace 1-(-9), Lloyd 1-(-15)

Passing (Att-Comp-Int-Yds-TD)

ALA — Pennington 36-22-0-243-1

MINN — Cupito 12-5-1-75-0, Barber III 1-0-1-0-0

Receiving

ALA — Hall 5-51, Prothro 4-82, Brown 3-56, Caddell 3-21, Knight 2-10, McClain 2-9 (TD), Darby 2-9, Johns 1-5

MINN — Ellerson 3-51, Wallace 2-24

2005

MUSIC CITY BOWL VIRGINIA 34 MINNESOTA 31

December 30, 2005

The Coliseum • Nashville, Tenn.

Attendance: 40,519

SCOREBOARD	1	2	3	4	F
Minnesota	14	7	3	7	31
Virginia	7	3	14	10	34

First Quarter

MINN — Valentine 7 pass from Cupito (Monroe kick), 9:34

MINN — Wheelwright 44 pass from Cupito (Monroe kick), 6:48

VIR — Williams 6 pass from Hagans (Hughes kick), 2:46

Second Quarter

MINN — Ellerson 57 pass from Cupito (Monroe kick), 6:50

VIR — Hughes 32 FG, 00:00

Third Quarter

VIR — Lundy 7 run (Hughes kick), 10:26

MINN — Monroe 39 FG, 6:02

VIR — Mines 2 pass from Hagans (Hughes kick), 4:00

Fourth Quarter

MINN — Ellerson 23 pass from Cupito (Monroe kick), 12:16

VIR — Lundy 2 run (Hughes kick), 8:48

VIR — Hughes 39 FG, 1:08

TEAM STATISTICS

STATISTICS	MINN	VIR
First Downs	24	20
Rush Att.-Yds.	51-198	30-103
Passing Yards	263	365
Passes (A-C-I)	28-18-1	33-26-1
Total Net Yards	461	468
Kickoff Ret. (No.-Yds.)	4-87	5-75
Punt Ret. (No.-Yds.)	2-13	2-8
Penalties-Yards	6-52	4-30
Fumbles-Lost	1-0	2-1

INDIVIDUAL LEADERS

Rushing

MINN — Maroney 26-109, Russell 22-85, Cupito 2-2, Shevlin 1-2

VIR — Lundy 16-59 (2 TD), Hagans 10-26, Peerman 3-19

Passing (Att-Comp-Int-Yds-TD)

MINN — Cupito 28-18-1-263-4

VIR — Hagans 32-25-1-358-2, Olsen 1-1-0-7-0

Receiving

MINN — Wheelwright 7-120, (TD) Ellerson 3-80 (2 TD), Spaeth 2-25, Maroney 2-12, Russell 2-11, Posthumus 1-8, Valentine 1-7 (TD)

VIR — Williams 6-88 (TD), Santi 5-128, Byers 5-67, Mines 4-32 (TD), Stupar 3-39, Lundy 2-4, Hagans 1-7,

2006

INSIGHT BOWL TEXAS TECH 44 MINNESOTA 41

December 29, 2006

Sun Devil Stadium • Tempe, Ariz.

Attendance: 48,391

SCOREBOARD	1	2	3	4	OT	F
Texas Tech	0	7	7	24	6	44
Minnesota	14	21	3	0	3	41

First Quarter

MINN — Simmons 2 pass from Cupito (Monroe kick), 9:27

MINN — Pinnix 2 run (Monroe kick), 6:00

Second Quarter

MINN — Valentine 1 run (Monroe kick), 14:52

MINN — Wheelwright 14 pass from Cupito (Monroe kick), 7:42

TT — Woods 1 run (Trlica kick), 4:32

MINN — Payne 3 pass from Cupito (Monroe kick), :32

Third Quarter

MINN — Monroe 20 FG, 7:47

TT — Filani 43 pass from Harrell (Trlica kick), 4:58

Fourth Quarter

TT — Johnson 8 pass from Harrell (Trlica kick), 14:56

TT — Harrell 1 run (Trlica kick), 7:49

TT — Woods 1 run (Trlica kick), 2:39

TT — Trlica 52 FG, :00

Overtime

MINN — Monroe 32 FG

TT — Woods 3 run

TEAM STATISTICS

STATISTICS	TT	MINN
First Downs	29	25
Rush Att.-Yds.	24-103	47-195
Passing Yards	445	263
Passes (A-C-I)	55-36-1	31-19-1
Total Net Yards	548	458
Kickoff Ret. (No.-Yds.)	5-56	4-103
Punt Ret. (No.-Yds.)	3-37	0-0
Penalties-Yards	4-30	5-23
Fumbles-Lost	2-2	1-0

INDIVIDUAL LEADERS

Rushing

TT — Woods 19-109 (3 TD), Harrell 5-(-6) (TD)

MINN — Pinnix 34-179 (TD), Thomas 6-21, Payne 1-15, Valentine 2-4, Cupito 4-(-24)

Passing (Att-Comp-Int-Yds-TD)

TT — Harrell 55-36-1-445-2

MINN — Cupito 31-19-1-263-3

Receiving

TT — Filani 11-162, Johnson 9-97 (TD), T. Walker 5-68, G. Walker 3-34, Woods 3-19, Morris 2-31, L.A. Reed 1-15, Britton 1-14, Amendola 1-5

MINN — Simmons 7-134 (TD), Wheelwright 4-45 (TD), Payne 3-18 (TD), Decker 2-41, Pinnix 2-14, Reilly 1-11

2008

INSIGHT BOWL
KANSAS 42
MINNESOTA 21

December 31, 2008

Sun Devil Stadium • Tempe, Ariz.

Attendance: 49,103

SCOREBOARD

	1	2	3	4	F
Kansas	14	14	7	7	42
Minnesota	14	0	0	7	21

First Quarter

KU — Briscoe 60 pass from Reesing (Branstetter kick), 14:49

MINN — Hoese 1 run (Monroe kick), 13:18

MINN — Hoese 2 run (Monroe kick), 4:48

KU — Meier 4 pass from Reesing (Branstetter kick), 0:12

Second Quarter

KU — Briscoe 6 pass from Reesing (Branstetter kick), 8:49

KU — Wilson 4 pass from Reesing (Branstetter kick), 1:07

Third Quarter

KU — Briscoe 32 pass from Meier (Branstetter kick), 8:03

Fourth Quarter

MINN — Decker 6 pass from Weber (Monroe kick), 13:01

KU — Sharp 2 run (Branstetter kick), 1:33

TEAM STATISTICS

STATISTICS	KU	MINN
First Downs	26	20
Rush Att.-Yds.	29-101	38-80
Passing Yards	345	251
Passes (A-C-I)	36-28-1	35-20-0
Total Net Yards	446	331
Kickoff Ret. (No.-Yds.)	1-24	7-195
Punt Ret. (No.-Yds.)	2-15	1-5
Penalties-Yards	4-33	7-41
Fumbles-Lost	0-0	1-1

INDIVIDUAL LEADERS

Rushing

KU — Sharp 16-64 (TD), Reesing 12-38

MINN — Weber 12-31, Eskridge 14-26, Salamon 6-7,

Stoudermire 1-6, Hoese 4-5 (2 TD), Decker 1-5

Passing (Att-Comp-Int-Yds-TD)

KU — Reesing 35-27-1-313-4, Meier 1-1-0-32-1

MINN — Weber 34-19-0-176-1, Pittman 1-1-0-75-0

Receiving

KU — Briscoe 14-201 (2 TD), Meier 10-113 (TD), Wilson 2-17 (TD), Biere 1-9, Fields 1-5

MINN — Decker 8-149 (TD), Simmons 4-31, Green 2-38,

McKnight 2-16, Pittman 2-13, Salamon 1-4, Eskridge 1-0

2009

INSIGHT BOWL
IOWA STATE 14
MINNESOTA 13

December 31, 2009

Sun Devil Stadium • Tempe, Ariz.

Attendance: 45,090

SCOREBOARD

	1	2	3	4	F
Minnesota	3	0	10	0	13
Iowa State	0	14	0	0	14

First Quarter

MINN — Ellestad 36 field goal, 8:31

Second Quarter

ISU — Arnaud 9 run (Mahoney kick), 4:35

ISU — Williams 38 pass from Arnaud (Mahoney kick), 0:23

Third Quarter

MINN — Tow-Arnett 23 pass from Weber (Ellestad kick), 5:22

MINN — Ellestad 21 field goal, 0:21

TEAM STATISTICS

STATISTICS	MINN	ISU
First Downs	21	22
Rush Att.-Yds.	32-122	44-212
Passing Yards	312	216
Passes (A-C-I)	35-20-1	26-19-2
Total Net Yards	434	428
Kickoff Ret. (No.-Yds.)	3-50	4-87
Punt Ret. (No.-Yds.)	0-0	3-34
Penalties-Yards	1-9	8-56
Fumbles-Lost	1-1	2-2

INDIVIDUAL LEADERS

Rushing

MINN — Eskridge 13-43, Whaley 11-42, Gray 3-34, Weber 4-12, Stoudermire 1-1

ISU — Robinson 22-137, Arnaud 21-76 (TD)

Passing (Att-Comp-Int-Yds-TD)

MINN — Weber 32-18-1-261-1, Gray 2-1-0-11-0

ISU — Arnaud 26-19-2-216-1

Receiving

MINN — McKnight 7-124, Stoudermire 3-33, Tow-Arnett 2-47 (TD), Gray 2-37, Bennett 2-13, Theret 1-40, Lair 1-12

ISU — Williams 6-83 (TD), Hamilton 4-32, Franklin 3-31,

Darks 2-38, Robinson 2-20, Catlett 2-12

2012

MEINEKE CAR CARE BOWL
TEXAS TECH 34
MINNESOTA 31

December 28, 2012

Reliant Stadium • Houston, Texas

Attendance: 50,386

SCOREBOARD

	1	2	3	4	F
Minnesota	10	7	7	7	31
Texas Tech	14	10	0	10	34

First Quarter

MINN — Wettstein 41 field goal, 8:31

TT — Grant 99 kickoff return (Bustin kick), 8:17

MINN — Williams 2 run (Wettstein kick), 5:46

TT — Edwards 13 pass from Brewer (Bustin kick), 4:01

Second Quarter

MINN — Kirkwood 3 run (Wettstein kick), 14:26

TT — Bustin 28 field goal, 8:36

TT — Doege 4 run (Bustin kick), 0:05

Third Quarter

MINN — Crawford-Tufts 17 pass from Nelson (Wettstein kick), 12:07

Fourth Quarter

MINN — Goodger 1 pass from Nelson (Wettstein kick), 13:07

TT — Ward 35 pass from Doege (Bustin kick), 1:10

TT — Bustin 28 field goal, 0:00

TEAM STATISTICS

STATISTICS	MINN	TTU
First Downs	23	23
Rush Att.-Yds.	54-249	24-154
Passing Yards	146	284
Passes (A-C-I)	19-8-1	47-32-2
Total Net Yards	368	429
Kickoff Ret. (No.-Yds.)	5-123	3-119
Punt Ret. (No.-Yds.)	2-6	2-18
Penalties-Yards	7-84	13-135
Fumbles-Lost	0-0	1-0

INDIVIDUAL LEADERS

Rushing

MINN — Kirkwood 19-77 (TD), Williams 12-60 (TD), Gray 11-59, Nelson 12-26

TT — Stephens 5-66, Williams 7-45, Doege 5-20 (TD), Foster 4-11, Ward 1-6, Grant 2-minus 3

Passing (Att-Comp-Int-Yds-TD)

MINN — Nelson 16-7-1-138-2, Gray 3-1-0-8-0

TTU — Doege 45-31-2-271-1, Brewer 1-1-0-13-1

Receiving

MINN — Engel 4-108, Rabe 2-20, Crawford-Tufts 1-17 (TD), Goodger 1-1 (TD)

TT — Moore 11-84, Ward 7-79 (TD), T. Williams 6-46, K.

Williams 2-28, Amaro 2-15, Edwards 1-13, (TD), Stephens

1-8, Davis 1-6, Foster 1-5

BOWL GAME HISTORY

2013

TEXAS BOWL SYRACUSE 21 MINNESOTA 17

December 27, 2013

Reliant Stadium • Houston, Texas

Attendance: 32,327

SCOREBOARD

	1	2	3	4	F
Syracuse	0	7	7	7	21
Minnesota	0	3	0	14	17

Second Quarter

SU — Smith 1 run (Norton kick), 10:04

MINN — Hawthorne 41 field goal, 0:00

Third Quarter

SU — Hunt 5 run (Norton kick), 2:57

Fourth Quarter

MINN — M. Williams 20 pass from Leidner (Leidner pass failed), 14:55

MINN — Wolitarsky 55 pass from Leidner

(conversion Henry from Leidner), 12:34

SU — Hunt 12 run (Norton kick), 1:14

TEAM STATISTICS

STATISTICS	SU	MINN
First Downs	23	19
Rush Att.-Yds.	46-208	38-127
Passing Yards	188	223
Passes (A-C-I)	19-29-0	13-30-0
Total Net Yards	396	350
Kickoff Ret. (No.-Yds.)	3-56	3-48
Punt Ret. (No.-Yds.)	4-83	2--2
Penalties-Yards	9-53	8-65
Fumbles-Lost	2-1	2-1

INDIVIDUAL LEADERS

Rushing

MINN — Cobb 18-91, Leidner 13-24, Nelson 2-14, Kirkwood 4-6, Fruechte 1-(-8)zzzzz

SU — Hunt 15-74 (2 TD), Smith 16-74 (TD), Morris 8-33, Gullely 4-16, Estime 1-9, Loeb 1-5, McFarlane 1-(-3).

Passing (Att-Comp-Int-Yds-TD)

MINN — Leidner 22-11-0-205-2, Nelson 7-2-0-18-0

SU — Hunt 29-19-0-188-0

Receiving

MINN — M. Williams 5-76 (TD), Wolitarsky 4-94 (TD), Fruechte 3-41, Cobb 1-12

SU — Estime 5-47, West 5-38, Broyley 4-41, Clark 3-36, Smith 1-18, Gullely 1-8

2015

CITRUS BOWL MISSOURI 33 MINNESOTA 17

January 1, 2015

Orlando Citrus Bowl • Orlando, Fla.

Attendance: 48,624

SCOREBOARD

	1	2	3	4	F
Missouri	0	10	9	14	33
Minnesota	7	0	10	0	17

First Quarter

MINN — R. Williams 20 run (Santoso kick), 5:42

Second Quarter

MU — Baggett 21 field goal, 6:39

MU — Sasser 25 pass from Mauk (Baggett kick), 1:04

Third Quarter

MU — Baggett 33 field goal, 13:03

MINN — M. Williams 54 pass from Leidner (Santoso kick), 11:48

MU — Mauk 18 run (pass failed), 9:16

MINN — Santoso 38 field goal, 7:22

Fourth Quarter

MU — Hansbrough 78 run (Baggett kick), 9:22

MU — Sasser 7 pass from Mauk (Baggett kick), 4:51

TEAM STATISTICS

STATISTICS	MU	MINN
First Downs	18	19
Rush Att.-Yds.	45-337	33-106
Passing Yards	97	267
Passes (A-C-I)	19-12-2	33-22-0
Total Net Yards	434	373
Kickoff Ret. (No.-Yds.)	1-26	2-68
Punt Ret. (No.-Yds.)	3-8	2-13
Penalties-Yards	2-15	6-45
Fumbles-Lost	0-0	5-3

INDIVIDUAL LEADERS

Rushing

MU — Murphy 12-157, Hansbrough 15-114 (TD), Mauk 11-38 (TD), Brantley 1-19, Witter 2-12, Webb 1-0

MINN — Cobb 21-81, R. Williams 1-20 (TD), Maye 2-15, Leidner 9-minus 10

Passing (Att-Comp-Int-Yds-TD)

MU — Mauk 19-12-2-97-2

MINN — Leidner 31-21-0-258-1, Cobb 1-1-0-9-0,

Maye 1-0-0-0-0

Receiving

MU — Sasser 7-68 (2 TD), Murphy 2-16, Brown 1-14, Culkin 1-1, White 1-minus 2

MINN — M. Williams 7-98 (TD), Cobb 4-33, Maye 3-75, Fruechte 3-14, Plsek 2-13, Edwards 1-21, Leidner 1-9,

Thomas 1-4

2015

QUICK LANE BOWL MINNESOTA 21 CENTRAL MICHIGAN 14

December 28, 2015

Ford Field • Detroit, Mich.

Attendance: 34,217

SCOREBOARD

	1	2	3	4	F
Central Michigan	0	7	0	7	14
Minnesota	3	7	3	8	21

First Quarter

MINN — Santoso 22 field goal, 10:11

Second Quarter

CMU — Rush 1 run (Eavey kick), 14:55

MINN — Maye 11 pass from Leidner (Santoso kick), 12:43

Third Quarter

MINN — Santoso 42 field goal, 8:30

Fourth Quarter

CMU — Ross 13 run (Eavey kick), 11:08

MINN — Leidner 13 run (conversion Maye from Leidner), 4:26

TEAM STATISTICS

STATISTICS	CMU	MINN
First Downs	17	21
Rush Att.-Yds.	28-104	39-158
Passing Yards	145	223
Passes (A-C-I)	30-15-1	30-24-1
Total Net Yards	249	381
Kickoff Ret. (No.-Yds.)	1-18	1-17
Punt Ret. (No.-Yds.)	1-6	3-28
Penalties-Yards	3-25	1-5
Fumbles-Lost	0-0	0-0

INDIVIDUAL LEADERS

Rushing

CMU — Ross 19-100 (TD), Rice 1-6, Hayes 2-1, Bacci 1-0, Rush 5-(-3) (TD)

MINN — Smith 15-74, Brooks 15-65, Leidner 9-19 (TD)

Passing (Att-Comp-Int-Yds-TD)

CMU — Rush 29-15-1-145-0

MINN — Leidner 30-24-1-223-1

Receiving

CMU — Willis 4-51, Ross 4-28, McCord 2-42, Krall 2-10, Rice 1-11, Cooper 1-3, Hayes 1-0

MINN — Maye 8-67 (TD), Lingen 5-33, Brooks 4-45, Wolitarsky 3-52, Carter 2-10, Wozniak 1-11, Smith 1-5

2016

**HOLIDAY BOWL
MINNESOTA 17
WASHINGTON STATE 12**

December 27, 2016

Qualcomm Stadium • San Diego, Calif.

Attendance: 48,704

SCOREBOARD	1	2	3	4	F
Minnesota	0	3	7	7	17
Washington State	3	3	0	6	12

First Quarter

WSU — Powell 26 field goal, 6:23

Second Quarter

MINN — Carpenter 43 field goal, 7:26

WSU — Powell 41 field goal, 0:33

Third Quarter

MINN — Brooks 13 pass from Leidner (Carpenter kick), 3:23

Fourth Quarter

MINN — R. Smith 9 run (Carpenter kick), 2:06

WSU — Sweet 8 pass from Falk (Falk pass failed), 0:19

TEAM STATISTICS

STATISTICS	MINN	WSU
First Downs	17	16
Rush Att.-Yds.	41-150	23-39
Passing Yards	129	264
Passes (A-C-I)	20-11-0	51-30-1
Total Net Yards	279	303
Kickoff Ret. (No.-Yds.)	3-77	3-48
Punt Ret. (No.-Yds.)	2-3	2-4
Penalties-Yards	10-65	7-56
Fumbles-Lost	1-1	0-0

INDIVIDUAL LEADERS

Rushing

MINN — Smith 17-74 (TD), Brooks 13-51, Leidner 10-26

WSU — Wicks 5-26, Morrow 5-13, Williams 4-12, Falk 9-(-12)z

Passing (Att-Comp-Int-Yds-TD)

MINN — Leidner 20-11-0-129-1

WSU — Falk 51-30-1-264-1

Receiving

MINN — Wolitarsky 5-73, Still 2-38, Brooks 2-10 (TD), Smith

1-1

WSU — Lewis 6-86, Sweet 4-33 (TD), Marks 4-27, Morrow 4-20,

Dimry 3-33, Martin 3-20, Thompson 2-10, Johnson-Mack 2-2,

Williams 1-29, Wicks 1-4

2018

**QUICK LANE BOWL
MINNESOTA 34
GEORGIA TECH 10**

December 26, 2018

Ford Field • Detroit, Mich.

Attendance: 27,228

SCOREBOARD	1	2	3	4	F
Minnesota	10	3	7	14	34
Georgia Tech	0	3	7	0	10

First Quarter

MINN — Carpenter 31 field goal, 9:42

MINN — Johnson 18 pass from Morgan (Carpenter kick) 4:14

Second Quarter

MINN — Carpenter 27 field goal, 11:57

GT — Wells 44 field goal, 0:00

Third Quarter

MINN — Ibrahim 3 run (Carpenter kick), 8:24

GT — Cottrell 20 run (Wells kick) 0:55

Fourth Quarter

MINN — Ibrahim 1 run (Carpenter kick) 12:07

MINN — Johnson 30 pass from Morgan (Carpenter kick) 6:19

TEAM STATISTICS

STATISTICS	MINN	GT
First Downs	19	14
Rush Att.-Yds.	43-260	44-206
Passing Yards	132	77
Passes (A-C-I)	13-7-0	12-5-0
Total Net Yards	392	283
Kickoff Ret. (No.-Yds.)	0-0	5-115
Punt Ret. (No.-Yds.)	0-0	0-0
Penalties-Yards	4-30	3-30
Fumbles-Lost	0-0	1-1

INDIVIDUAL LEADERS

Rushing

MINN — Ibrahim 31-224 (2 TD), Green 5-31, Morgan 3-3,

Femi-Cole 1-2, Williams 1-2

GT — Marshall 22-75, Oliver 9-69, Cottrell 3-36 (TD),

Mason 5-19, Howard 2-3, Lynch 1-3, Searcy 2-1

Passing (Att-Comp-Int-Yds-TD)

MINN — Morgan 13-7-0-132-2

GT — Marshall 9-4-0-76-0, Oliver 3-1-0-1-0

Receiving

MINN — Johnson 4-57 (2 TD), Bateman 2-34, Autman-Bell 1-41

GT — Camp 3-25, Searcy 1-51, Howard 1-1

2020

**OUTBACK BOWL
MINNESOTA 31
AUBURN 24**

January 1, 2020

Raymond James • Tampa, Fla.

Attendance: 45,652

SCOREBOARD	1	2	3	4	F
Minnesota	10	14	0	7	31
Auburn	10	7	7	0	24

First Quarter

AU — Carlson 24 field goal, 12:17

MINN — Lantz 40 field goal, 6:36

AU — Igbinioghene 96 kickoff return (Carlson kick), 6:23

MINN — Ibrahim 16 run (Lantz kick), 4:05

Second Quarter

MINN — Witham 1 pass from Green (Lantz kick), 7:09

AU — Cannella 37 pass from Nix (Carlson kick), 4:15

MINN — Johnson 2 pass from Morgan (Lantz kick), 0:32

Third Quarter

AU — Whitlow 3 run (Carlson kick), 5:04

Fourth Quarter

MINN — Johnson 73 pass from Morgan (Lantz kick), 10:26

TEAM STATISTICS

STATISTICS	MINN	AU
First Downs	23	13
Rush Att.-Yds.	45-215	26-56
Passing Yards	279	176
Passes (A-C-I)	30-21-1	27-17-0
Total Net Yards	494	232
Kickoff Ret. (No.-Yds.)	0-0	5-118
Punt Ret. (No.-Yds.)	1-1	2-4
Penalties-Yards	5-41	3-20
Fumbles-Lost	1-0	2-1

INDIVIDUAL LEADERS

Rushing

MINN — Ibrahim 20-140 (TD), R. Smith 16-69, Green 3-7, Morgan 3-2

AU — Whitlow 9-24, Williams 5-13, Nix 6-12, Shivers 3-9, Nigh 1-2, Martin 1-1, Joiner 1-(-5)

Passing (Att-Comp-Int-Yds-TD)

MINN — Morgan 29-19-1-278-2, Green 1-1-0-1-1

AU — Nix 26-17-0-176-1, Siposs 1-0-0-0-0

Receiving

MINN — Johnson 12-204 (2 TD), Bateman 3-49, Witham 2-12, R. Smith 1-8, Autman-Bell 1-7, Spann-Ford 1-(-1)

AU — Schwartz 6-49, Cannella 1-37, Williams 4-29, Nigh 1-24, Hastings 2-14, Willaon 2-12, Stove 1-11

2021

GUARANTEED RATE BOWL**MINNESOTA 18****WEST VIRGINIA 6**

December, 28, 2021

Chase Field • Phoenix, Ariz.

Attendance: 21,220

SCOREBOARD	1	2	3	4	F
West Virginia	0	6	0	0	6
Minnesota	0	15	3	0	18

First Quarter

No scoring

Second Quarter**MINN** — Faalele 2 run (B. Annexstad run), 14:19**WVU** — Doege 1 run (conversion failed), 8:48**MINN** — Thomas 5 run (Trickett kick), 2:14**Third Quarter****MINN** — Trickett 49 field goal, 5:53**Fourth Quarter**

No scoring

TEAM STATISTICS

STATISTICS	WVU	MINN
First Downs	15	17
Rush Att.-Yds.	27-66	51-249
Passing Yards	140	109
Passes (A-C-I)	31-18-1	13-8-1
Total Net Yards	206	358
Kickoff Ret. (No.-Yds.)	2-21	1-16
Punt Ret. (No.-Yds.)	1--2	0-0
Penalties-Yards	4-20	3-27
Fumbles-Lost	2-0	1-1

INDIVIDUAL LEADERS**Rushing****MINN** — Thomas 21-144 (TD), Irving 19-129, Faalele 1-2 (TD), Morgan 5-(-15)**WVU** — Mathis 13-56, Johnson 5-35, Doege 8-(-22)**Passing (Att-Comp-Int-Yds-TD)****MINN** — Morgan 13-8-1-109-0**WVU** — Doege 31-18-1-140-0**Receiving****MINN** — Wright 2-58, Jackson 3-19, Autman-Bell 1-16,

LeCaptain 1-11, Brown-Stephens 1-5

WVU — James 3-40, Smith 4-38, Mathis 5-24, Wright 3-16,

Ford-Wheaton 2-15, Ryan 1-7, Johnson 0-0

RUSHING

RUSHING ATTEMPTS

Minnesota

- 42 Tellis Redmon vs. N.C. State (2000 MicronPC.com)
- 37 Marion Barber III vs. Alabama (2004 Music City)
- 31 Mohamed Ibrahim vs. Ga. Tech (2018 Quick Lane)
- 34 Amir Pinnix vs. Texas Tech (2006 Insight)
- 29 Laurence Maroney vs. Alabama (2004 Music City)

Opponent

- 27 Kenny Flowers, Clemson (1985 Independence)
- 24 George Scott, Maryland (1977 Hall of Fame)
- 22 Alexander Robinson, Iowa State (2009 Insight)
- 21 Austen Arnaud, Iowa State (2009 Insight)
- 21 Reuben Droughns, Oregon (1999 Sun)

RUSHING YARDS

Minnesota

- 246 Tellis Redmon vs. N.C. State (2000 MicronPC.com)
- 224 Mohamed Ibrahim vs. Ga. Tech (2018 Quick Lane)
- 187 Marion Barber III vs. Alabama (2004 Music City)
- 179 Amir Pinnix vs. Texas Tech (2006 Insight)
- 144 Ky Thomas vs. West Virginia (2021 Guaranteed Rate)

Opponent

- 157 Marcus Murphy, Missouri (2015 Citrus)
- 148 Kenny Flowers, Clemson (1985 Independence)
- 137 Alexander Robinson, Iowa State (2009 Insight)
- 114 Russell Hansbrough, Missouri (2015 Citrus)
- 109 Shannon Woods, Texas Tech (2006 Insight)

RUSHING TOUCHDOWNS

Minnesota

- 3 Thomas Tapeh vs. Oregon (2003 Sun)
- 2 Mohamed Ibrahim vs. Ga. Tech (2018 Quick Lane)
- 2 Jon Hoese vs. Kansas (2008 Insight)
- 2 Tellis Redmon vs. N.C. State (2000 MicronPC.com)
- 2 Sandy Stephens vs. UCLA (1962 Rose)

Opponent

- 3 Shannon Woods, Texas Tech (2006 Insight)
- 2 Terrel Hunt, Syracuse (2013 Texas)
- 2 Wali Lundy, Virginia (2005 Music City)
- 2 Joey Harrington, Oregon (1999 Sun)
- 2 George Scott, Maryland (1977 Hall of Fame)

YARDS PER CARRY (MIN. 5 CARRIES)

Minnesota

- 8.7 Laurence Maroney vs. Oregon (15 carries-131 yards) (2003 Sun)
- 7.5 Valdez Baylor vs. Clemson (13-98) (1985 Independence)
- 7.2 Mohamed Ibrahim vs. Georgia Tech (31-224) (2018 Quick Lane)
- 7.0 Mohamed Ibrahim vs. Auburn (20-140) (2020 Outback)
- 6.9 Ky Thomas vs. West Virginia (21-144) (2021 Guaranteed Rate)

Opponent

- 13.6 Bob Schloredt, Washington (5-68) (1961 Rose)
- 13.2 Eric Stephens, Texas Tech (5-66) (2012 Meineke)
- 13.1 Marcus Murphy, Missouri (12-157) (2015 Citrus)
- 7.7 Tobias Oliver, Georgia Tech (9-69) (2018 Quick Lane)
- 7.6 Russell Hansbrough, Missouri (15-114) (2015 Citrus)

PASSING

PASSES ATTEMPTED

Minnesota

- 37 Billy Cockerham vs. Oregon (1999 Sun)
- 34 Adam Weber vs. Kansas (2008 Insight)
- 32 Adam Weber vs. Iowa State (2009 Insight)
- 32 Asad Abdul-Khaliq vs. Arkansas (2002 Music City)
- 31 Mitch Leidner vs. Missouri (2015 Citrus)
- 31 Bryan Cupito vs. Texas Tech (2006 Insight)

Opponent

- 55 Graham Harrell, Texas Tech (2006 Insight)
- 51 Luke Falk, Washington State (2016 Holiday)
- 45 Seth Doege, Texas Tech (2012 Meineke)
- 43 Joey Harrington, Oregon (1999 Sun)
- 42 Kellen Clemens, Oregon (2003 Sun)

PASSES COMPLETED

Minnesota

- 24 Mitch Leidner vs. Central Mich. (2015 Quick Lane)
- 21 Mitch Leidner vs. Missouri (2015 Citrus)
- 19 Tanner Morgan vs. vs. Auburn (2020 Outback)
- 19 Adam Weber vs. Kansas (2008 Insight)
- 19 Bryan Cupito vs. Texas Tech (2006 Insight)
- 19 Billy Cockerham vs. Oregon (1999 Sun)

Opponent

- 36 Graham Harrell, Texas Tech (2006 Insight)
- 32 Kellen Clemens, Oregon (2003 Sun)
- 31 Seth Doege, Texas Tech (2012 Meineke)
- 30 Luke Falk, Washington State (2016 Holiday)
- 25 Marques Hagens, Virginia (2005 Music City)

TOUCHDOWN PASSES

Minnesota

- 4 Bryan Cupito vs. Virginia (2005 Music City)
- 3 Bryan Cupito vs. Texas Tech (2006 Insight Bowl)
- 3 Billy Cockerham vs. Oregon (1999 Sun)
- 2 Tanner Morgan vs. Auburn (2020 Outback)
- 2 Tanner Morgan vs. Georgia Tech (2018 Quick Lane)
- 2 Mitch Leidner vs. Syracuse (2013 Texas)
- 2 Phillip Nelson vs. Texas Tech (2012 Meineke)

Opponent

- 4 Todd Reesing, Kansas (2008 Insight)
- 3 Jeff Francis, Tennessee (1986 Liberty)
- 3 Kellen Clemens, Oregon (2003 Sun)
- 2 Done 4x, MR: Maty Mauk, Missouri (2015 Citrus)

PASSING YARDS

Minnesota

- 278 Tanner Morgan vs. vs. Auburn (2020 Outback)
- 263 Bryan Cupito vs. Texas Tech (2006 Insight)
- 263 Bryan Cupito vs. Virginia (2005 Music City)
- 261 Adam Weber vs. Iowa State (2009 Insight)
- 258 Mitch Leidner vs. Missouri (2015 Citrus)

Opponent

- 445 Graham Harrell, Texas Tech (2006 Insight)
- 363 Kellen Clemens, Oregon (2003 Sun)
- 358 Marques Hagens, Virginia (2005 Music City)
- 313 Todd Reesing, Kansas (2008 Insight)
- 310 Philip Rivers, N.C. State (2000 MicronPC.com)

PASSING YARDS PER COMPLETION (MIN. 5 COMP.)

Minnesota

- 19.7 Phillip Nelson (7-138) vs. Texas Tech (2012 Meineke)
- 18.9 Tanner Morgan (7-132) vs. Georgia Tech (2018 Quick Lane)
- 18.6 Mitch Leidner (11-205) vs. Syracuse (2013 Texas)
- 15.0 Bryan Cupito (5-75) vs. Alabama (2004 Music City)

- 14.6 Tanner Morgan (19-278) vs. Auburn (2020 Outback)

Opponent

- 17.7 Rodney Williams (9-159), Clemson (1985 Independence)
- 17.6 Larry Dick (12-211), Maryland (1977 Hall of Fame)
- 14.8 Ryan Sorahan (6-89), Arkansas (2002 Music City)
- 14.3 Marques Hagens (25-358), Virginia (2005 Music City)
- 12.9 Philip Rivers (24-310), N.C. State (2000 MicronPC.com)

PASSING YARDS PER ATTEMPT (MIN. 5 ATT.)

Minnesota

- 10.2 Tanner Morgan (13-132) vs. Georgia Tech (2018 Quick Lane)
- 9.6 Tanner Morgan (29-278) vs. Auburn (2020 Outback)
- 9.4 Bryan Cupito (28-263) vs. Virginia (2005 Music City)
- 9.3 Mitch Leidner (22-205) vs. Syracuse (2013 Texas)
- 8.6 Phillip Nelson (16-138) vs. Texas Tech (2012 Meineke)

Opponent

- 11.2 Marques Hagens (32-358), Virginia (2005 Music City)
- 10.6 Larry Dick (20-211), Maryland (1977 Hall of Fame)
- 8.9 Todd Reesing (35-313), Kansas (2008 Insight)
- 8.6 Kellen Clemens (42-363), Oregon (2003 Sun)
- 8.4 TaQuon Marshall (9-76), Georgia Tech (2018 Quick Lane)

INTERCEPTIONS THROWN

Minnesota

- 3 Sandy Stephens vs. Washington (1961 Rose)
- 2 Billy Cockerham vs. Oregon (1999 Sun)
- 1 Done 10x, MR: Tanner Morgan vs. West Virginia (2021 Guaranteed Rate)

Opponent

- 2 Maty Mauk, Missouri (2015 Citrus)
- 2 Seth Doege, Texas Tech (2012 Meineke)
- 2 Austen Arnaud, Iowa State (2009 Insight)
- 2 Matt Jones, Arkansas (2002 Music City)
- 2 Philip Rivers, N.C. State (2000 MicronPC.com)

COMPLETION PERCENTAGE (MIN 5 ATT.)

Minnesota

- .800 Mitch Leidner (24-30) vs. Central Michigan (2015 Quick Lane)
 - .677 Mitch Leidner (21-31) vs. Missouri (2015 Citrus)
 - .655 Tanner Morgan (19-29) vs. Auburn (2020 Outback)
 - .643 Bryan Cupito (18-28) vs. Virginia (2005 Music City)
 - .636 Sandy Stephens (7-11) vs. UCLA (1962 Rose)
- Opponent**
- .781 Marques Hagens (25-32), Virginia (2005 Music City)
 - .771 Todd Reesing (25-37), Kansas (2008 Insight)
 - .762 Kellen Clemens (32-42), Oregon (2003 Sun)
 - .731 Austen Arnaud (19-26), Iowa State (2009 Insight)
 - .710 Jeff Francis (22-31), Tennessee (1986 Liberty)

BOWL GAME RECORDS

QB RATING (A-C-I-YD-TD; MIN 5 ATT.)

Minnesota

- 189.91 Tanner Morgan (13-7-0-132-2)
vs. Georgia Tech (2018 Quick Lane)
- 183.19 Bryan Cupito (28-18-1-263-4)
vs. Virginia (2005 Music City)
- 161.90 Tanner Morgan (29-19-1-278-2)
vs. Auburn (2020 Outback)
- 158.27 Mitch Leidner (22-11-0-205-2)
vs. Syracuse (2013 Texas)
- 158.04 Bryan Cupito (31-19-1-263-3)
vs. Texas Tech (2006 Insight)

Opponent

- 186.48 Marques Hagans (32-25-1-358-2)
Virginia (2005 Music City)
- 184.26 Todd Reesing (35-27-1-313-4)
Kansas (2008 Insight)
- 168.75 Jeff Francis (31-22-0-243-3,
Tennessee (1986 Liberty)
- 167.60 Kellen Clemens (42-32-1-363-3)
Oregon (2003 Sun)
- 148.62 Larry Dick (20-12-0-211-0),
Maryland (1977 Hall of Fame)

RECEIVING

RECEPTIONS

Minnesota

- 12 Tyler Johnson vs. Auburn (2020 Outback)
- 8 KJ Maye vs. Central Michigan (2015 Quick Lane)
- 8 Eric Decker vs. Kansas (2008 Insight)
- 7 Maxx Williams vs. Missouri (2015 Citrus)
- 7 Da'Jon McKnight vs. Iowa State (2009 Insight)
- 7 Jack Simmons vs. Texas Tech (2006 Insight)
- 7 Ernie Wheelwright vs. Virginia (2005 Music City)
- 7 Ron Johnson vs. Oregon (1999 Sun)

Opponent

- 16 Samie Parker, Oregon (2003 Sun)
- 14 Dezmon Briscoe, Kansas (2008 Insight)
- 11 Darrin Moore, Texas Tech (2012 Meineke)
- 11 Joel Filani, Texas Tech (2006 Insight)
- 10 Kerry Meier, Kansas (2008 Insight)

RECEIVING YARDS

Minnesota

- 204 Tyler Johnson vs. Auburn (2020 Outback)
- 149 Eric Decker vs. Kansas (2008 Insight)
- 134 Jack Simmons vs. Texas Tech (2006 Insight)
- 126 Luke Levenson vs. Oregon (1999 Sun)
- 124 Da'Jon McKnight vs. Iowa State (2009 Insight)

Opponent

- 201 Dezmon Briscoe, Kansas (2008 Insight)
- 200 Samie Parker, Oregon (2003 Sun)
- 162 Joel Filani, Texas Tech (2006 Insight)
- 157 Koren Robinson, N.C. State (2000 MicronPC.com)
- 128 Tom Santi, Virginia (2005 Music City)

RECEIVING YARDS PER CATCH (MIN. 3 REC.)

Minnesota

- 27.0 Derrick Engel (4-108) vs. Texas Tech (2012 Meineke)
- 26.7 Jared Ellerson (3-80) vs. Virginia (2005 Music City)
- 25.0 KJ Maye (3-75) vs. Missouri (2015 Citrus)
- 23.5 Drew Wolitarsky (4-94) vs. Syracuse (2013 Texas)
- 22.0 Antoine Burns (4-88) vs. Arkansas (2002 Music City)

Opponent

- 25.6 Tom Santi (5-128), Virginia (2005 Music City)
- 22.4 Koren Robinson (7-157), N.C. State (2000 MicronPC.com)
- 20.5 Tyrone Prothro (4-82), Alabama (2004 Music City)
- 19.0 Eric Leak (4-76), N.C. State (2000 MicronPC.com)
- 18.7 Keith Brown (3-56), Alabama (2004 Music City)

TOUCHDOWN RECEPTIONS

Minnesota

- 2 Tyler Johnson vs. Auburn (2020 Outback)
- 2 Tyler Johnson vs. Georgia Tech (2018 Quick Lane)
- 2 Jared Ellerson vs. Virginia (2005 Music City)
- 2 Ron Johnson vs. Oregon (1999 Sun)
- 1 Done 17x, MR: Bryce Witham vs. Auburn (2020 Outback)

Opponent

- 3 Dezmon Briscoe, Kansas (2008 Insight)
- 2 Bud Sasser, Missouri (2015 Citrus)
- 2 Samie Parker, Oregon (2003 Sun)
- 2 Koren Robinson, N.C. State (2000 MicronPC.com)
- 2 Joey Clinkscales, Tennessee (1986 Liberty)

TOTAL OFFENSE

Minnesota

- 283 Billy Cockerham (257p, 26r) vs. Oregon
(1999 Sun)
- 280 Tanner Morgan (278p, 2r) vs. Auburn
(2020 Outback)
- 273 Adam Weber (261p, 12r) vs. Iowa State
(2009 Insight)
- 265 Bryan Cupito (263p, 2r) vs. Virginia
(2005 Music City)
- 248 Mitch Leidner (258p, -10r) vs. Missouri
(2015 Citrus)

Opponent

- 439 Graham Harrell (445p, -6r), Texas Tech
(2006 Insight)
- 384 Marques Hagans (358p, 26r), Virginia
(2005 Music City)
- 377 Kellen Clemens (363p, 14r), Oregon (2003 Sun)
- 351 Todd Reesing (313p, 38r), Kansas (2008 Insight)
- 319 Philip Rivers (310p, 9r), N.C. State
(2000 MicronPC.com)

ALL-PURPOSE

ALL-PURPOSE YARDS

Minnesota

- 279 Tellis Redmon (246r, 18pr, 9r, 6kr)
vs. N.C. State (2000 MicronPC.com)
- 224 Mohamed Ibrahim (224r)
vs. Georgia Tech (2018 Quick Lane)
- 204 Tyler Johnson (204re)
vs. Auburn (2020 Outback)
- 197 Marion Barber III (187r, 10pr)
vs. Alabama (2004 Music City)
- 193 Amir Pinnix (179r, 14re)
vs. Texas Tech (2006 Insight)

Opponent

- 327 Koren Robinson (157re, 151kr, 19ru)
N.C. State (2000 MicronPC.com)
- 225 Dezmon Briscoe (201re, 24kr)
Kansas (2008 Insight)
- 207 Marcus Murphy (157r, 16re, 26kr, 8pr)
Missouri (2015 Citrus)
- 200 Samie Parker (200re)
Oregon (2003 Sun)
- 194 Brisly Estime (82pr, 56kr, 47re, 9ru)
Syracuse (2013 Texas)

SCORING

POINTS SCORED

Minnesota

- 18 Thomas Tapeh vs. Oregon (2003 Sun)
- 17 Dan Nystrom vs. Arkansas (2002 Music City)
- 12 Done 9x, MR: Tyler Johnson vs. Auburn (2020 Outback)

Opponent

- 18 Dezmon Briscoe, Kansas (2008 Insight)
- 18 Shannon Woods, Texas Tech (2006 Insight)
- 12 Done 7x, MR: Bud Sasser, Missouri (2015 Citrus)

DEFENSE

MOST TACKLES

Minnesota

- 18 Tyrone Carter vs. Oregon (1999 Sun)
- 15 Kim Royston vs. Iowa State (2009 Insight)
- 14 Cedric Thompson vs. Syracuse (2013 Texas)
- 14 Bruce Holmes vs. Clemson (1985 Independence)
- 12 Delvin Jones vs. Oregon (1999 Sun)

Opponent

- 16 Peter Sirmon, Oregon (1999 Sun)
- 14 D.J. Johnson, Texas Tech (2012 Meineke)
- 14 Mike Rivera, Kansas (2008 Insight)
- 14 Kai Parham, Virginia (2005 Music City)
- 14 Roman Harper, Alabama (2004 Music City)

MOST TACKLES FOR LOSS

Minnesota

- 3.0 Jon Leverenz vs. Tennessee (1986 Liberty)
- 2.0 Done 12x, MR: Ezezi Otomewo vs. West Virginia
(2021 Guaranteed Rate)

Opponent

- 4.0 Markus Golden, Missouri (2015 Citrus)
- 4.0 James Holt, Kansas (2008 Insight)
- 4.0 Charles Johnson, Maryland (1977 Hall of Fame)
- 3.0 Shane Riggs, N.C. State (2000 MicronPC.com)
- 3.0 Garrett Sabol, Oregon (1999 Sun)
- 3.0 Saul Patu, Oregon (1999 Sun)

MOST SACKS

Minnesota

- 2.0 Ezezi Otomewo vs. West Virginia
(2021 Guaranteed Rate)
- 2.0 De'Vondre Campbell vs. Central Michigan
(2015 Quick Lane)
- 2.0 Cedric McKinley vs. Kansas (2008 Insight)
- 2.0 Mark Losli vs. Arkansas (2002 Music City)
- 1.0 Done 31x, MR: Jay Joyner, Boye Mafe, Tyler
Nubin vs. West Virginia (2021 Guaranteed Rate)

Opponent

- 3.0 James Holt, Kansas (2008 Insight)
- 2.0 Dietrich Moore, Oregon (1999 Sun)
- 2.0 Matt Smith, Oregon (1999 Sun)
- 1.5 Markus Golden, Missouri (2015 Citrus)
- 1.5 Dennell Wesley, Texas Tech (2012 Meineke)

MOST INTERCEPTIONS

Minnesota

- 2 Mike Carter vs. Texas Tech (2012 Meineke)
- 2 Kyle Theret vs. Iowa State (2009 Insight)
- 2 Mike Lehan vs. Arkansas (2002 Music City)
- 1 Done 14x, MR: Michael Dixon vs. West Virginia
(2021 Guaranteed Rate)

Opponent

- 1 Done 16x, MR: Charles Woods, West Virginia
(2021 Guaranteed Rate)

MOST PASS BREAKUPS

Minnesota

- 2 Done 8x, MR: Jordan Howden vs. West Virginia
(2021 Guaranteed Rate)

Opponent

- 4 Marcus Hamilton, Virginia (2005 Music City)
- 3 Aarion Penton, Missouri (2015 Citrus)
- 3 Brian Williams, N.C. State (2000 MicronPC.com)

BOWL GAME RECORDS

MOST FORCED FUMBLES

Minnesota

- 1 Done 16x, MR: Bishop McDonald vs. West Virginia (2021 Guaranteed Rate)

Opponent

- 2 Charles Johnson, Maryland (1977 Hall of Fame Bowl)
- 1 Done 12x, MR: Taijih Alston, West Virginia (2021 Guaranteed Rate)

SPECIAL TEAMS

MOST EXTRA POINTS MADE

Minnesota

- 5 Joel Monroe vs. Texas Tech (2006 Insight Bowl)
- 4 Michael Lantz vs. Auburn (2020 Outback)
- 4 Emmitt Carpenter vs. Georgia Tech (2018 Quick Lane)
- 4 Jordan Wettstein vs. Texas Tech (2012 Meineke)
- 4 Joel Monroe vs. Virginia (2005 Music City)
- 4 Rhys Lloyd vs. Oregon (2003 Sun)

Opponent

- 6 Jason Branstetter, Kansas (2008 Insight)
- 5 Alex Trlica, Texas Tech (2006 Insight)
- 4 Ryan Bustin, Texas Tech (2012 Meineke)
- 4 Connor Hughes, Virginia (2005 Music City)
- 3 Done 5x, MR: Andrew Baggett, Missouri (2015 Citrus)

MOST FIELD GOALS MADE

Minnesota

- 5 Dan Nystrom vs. Arkansas (2002 Music City)
- 3 Dan Nystrom vs. N.C. State (2000 MicronPc.com)
- 2 Done 7x, MR: Emmitt Carpenter vs. Georgia Tech (2018 Quick Lane)

Opponent

- 2 Erik Powell, Washington State (2016 Holiday)
- 2 Andrew Baggett, Missouri (2015 Citrus)
- 2 Ryan Bustin, Texas Tech (2012 Meineke)
- 2 Connor Hughes, Virginia (2005 Music City)
- 2 David Treadwell, Clemson (1985 Independence)

MOST PUNTS

Minnesota

- 9 Terrence Simmons vs. Maryland (1977 Hall of Fame Bowl)
- 7 Ryan Santoso vs. Washington State (2016 Holiday)
- 7 Ryan Rindels vs. Oregon (1999 Sun)
- 6 Peter Mortell vs. Syracuse (2013 Texas)
- 6 Adam Kelly vs. Clemson (1985 Independence)
- 6 Sandy Stephens vs. Washington (1961 Rose)

Opponent

- 8 Kurtis Doerr, Oregon (1999 Sun)
- 7 Tyler Sumpter, West Virginia (2021 Guaranteed Rate)
- 7 Bob Schloredt, Washington (1961 Rose)
- 6 Erik Powell, Washington State (2016 Holiday)
- 5 Done 6x, MR: Mike Brandtner, Iowa State (2009 Insight)

MOST PUNT YARDS

Minnesota

- 323 Ryan Rindels vs. Oregon (1999 Sun)
- 307 Ryan Santoso vs. Washington State (2016 Holiday)
- 286 Peter Mortell vs. Syracuse (2013 Texas)
- 260 Sandy Stephens vs. Washington (1961 Rose)
- 249 Terrence Simmons vs. Maryland (1977 Hall of Fame Bowl)

Opponent

- 325 Kurtis Doerr, Oregon (1999 Sun)
- 299 Tyler Sumpter, West Virginia (2021 Guaranteed Rate)
- 289 Bob Schloredt, Washington (1961 Rose)
- 273 Erik Powell, Washington State (2016 Holiday)

- 223 Austin Herbert, N.C. State (2000 MicronPc.com)

HIGHEST PUNT AVERAGE (MIN. 3 PUNTS)

Minnesota

- 49.6 Blake Haudan (5-248) vs. Iowa State (2009 Insight)
- 48.5 Justin Kucek (4-194) vs. Kansas (2008 Insight)
- 47.7 Peter Mortell (6-286) vs. Syracuse (2013 Texas)
- 46.1 Ryan Rindels (7-323) vs. Oregon (1999 Sun)
- 46.0 Peter Mortell (4-184) vs. Central Michigan (2015 Quick Lane)

Opponent

- 48.0 Zach Oakley (4-192), Central Michigan (2015 Quick Lane)
- 47.5 Alonso Rojas (4-190), Kansas (2008 Insight)
- 45.5 Erik Powell (6-273), Washington State (2016 Holiday)
- 44.6 Austin Herbert (5-223), N.C. State (2000 MicronPc.com)
- 44.0 Arryn Siposs (4-176), Auburn (2020 Outback)

MOST KICK RETURNS

Minnesota

- 6 Troy Stoudemire vs. Kansas (2008 Insight)
- 4 Troy Stoudemire vs. Texas Tech (2012 Meineke)
- 4 Dominic Jones vs. Texas Tech (2006 Insight)
- 4 Jakari Wallace vs. Virginia (2005 Music City)
- 3 Troy Stoudemire vs. Iowa State (2009 Insight)
- 3 Kevin Wilson vs. Tennessee (1986 Liberty)
- 3 Robert Weber vs. Maryland (1977 Hall of Fame Bowl)
- 3 Sandy Stephens vs. Washington (1961 Rose)

Opponent

- 6 Koren Robinson, N.C. State (2000 MicronPc.com)
- 5 Kenny Washington, Oregon (2003 Sun)
- 4 David Sims, Iowa State (2009 Insight)
- 4 Tyrone Prothro, Alabama (2004 Music City)
- 4 Dedrick Poole, Arkansas (2002 Music City)
- 4 Sonny Cook, Oregon (1999 Sun)
- 4 Terrance Roulhac, Clemson (1985 Independence)

MOST KICK RETURN YARDS

Minnesota

- 174 Troy Stoudemire vs. Kansas (2008 Insight)
- 171 Troy Stoudemire vs. Texas Tech (2012 Meineke)
- 103 Dominic Jones vs. Texas Tech (2006 Insight)
- 87 Jakari Wallace vs. Virginia (2005 Music City)
- 65 Sandy Stephens vs. Washington (1961 Rose)

Opponent

- 151 Koren Robinson, N.C. State (2000 MicronPc.com)
- 119 Jakeem Grant, Texas Tech (2012 Meineke)
- 106 Noah Igbinoghene, Auburn (2020 Outback)
- 97 Kenny Washington, Oregon (2003 Sun)
- 90 Terrance Roulhac, Clemson (1985 Independence)

MOST PUNT RETURNS

Minnesota

- 4 Marion Barber III vs. Alabama (2004 Music City)
- 4 Danny Upchurch vs. Arkansas (2002 Music City)
- 3 KiAnte Hardin vs. Central Mich. (2015 Quick Lane)
- 2 Done 9x, MR: Jalen Myrick vs. Washington State (2016 Holiday)

Opponent

- 4 Michael Fletcher, Oregon (1999 Sun)
- 3 Marcus Murphy, Missouri (2015 Citrus)
- 3 David Sims, Iowa State (2009 Insight)
- 3 Danny Amendola, Texas Tech (2006 Insight)
- 3 Charles Mitchell, Washington (1961 Rose)

MOST PUNT RETURN YARDS

Minnesota

- 28 KiAnte Hardin vs. Central Mich. (2015 Quick Lane)
- 18 Tellis Redmon vs. N.C. State (2000 MicronPc.com)
- 16 Luke Levenson vs. Oregon (1999 Sun)
- 13 Logan Payne vs. Virginia (2005 Music City)
- 13 William Munsey vs. Washington (1961 Rose)

Opponent

- 82 Brisly Estime, Syracuse (2013 Texas)
- 40 Michael Fletcher, Oregon (1999 Sun)
- 37 Danny Amendola, Texas Tech (2006 Insight)
- 34 David Sims, Iowa State (2009 Insight)
- 18 Austin Aouzalik, Texas Tech (2012 Meineke)

LONGEST PLAYS

LONGEST RUSH

Minnesota

- 57 Mohamed Ibrahim vs. Ga. Tech (2018 Quick Lane)
- 50 Ky Thomas vs. West Virginia (2021 Guaranteed Rate)
- 45 Laurence Maroney vs. Oregon (2003 Sun)
- 40 Amir Pinnix vs. Texas Tech (2006 Insight)
- 37 Rodney Smith vs. Central Mich. (2015 Quick Lane)

Opponent

- 78 Russell Hansbrough, Missouri (2015 Citrus)
- 69 Marcus Murphy, Missouri (2015 Citrus)
- 32 Kenny Flowers, Clemson (1985 Independence)
- 32 Kermit Alexander, UCLA (1962 Rose)
- 31 Rueben Droughns, Oregon (1999 Sun)

LONGEST TOUCHDOWN RUSH

Minnesota

- 33 Thomas Tapeh vs. Arkansas (2002 Music City)
- 22 Laurence Maroney vs. Oregon (2003 Sun)
- 20 Rodrick Williams vs. Missouri (2015 Citrus)
- 18 Bill Munsey vs. Washington (1961 Rose)
- 16 Mohamed Ibrahim vs. Auburn (2020 Outback)

Opponent

- 78 Russell Hansbrough, Missouri (2015 Citrus)
- 20 Nathan Cottrell, Georgia Tech (2018 Quick Lane)
- 18 Maty Mauk, Missouri (2015 Citrus)
- 13 Romello Ross, Central Mich. (2015 Quick Lane)
- 12 Terrel Hunt, Syracuse (2013 Texas)

LONGEST PASS

Minnesota

- 75 David Pittman to Eric Decker, Kansas (2008 Insight)
- 73 Tanner Morgan to Tyler Johnson vs. Auburn (2020 Outback)
- 57 Bryan Cupito to Jared Ellerson vs. Virginia (2005 Music City)
- 55 Mitch Leidner to Drew Wolitarsky vs. Syracuse (2013 Texas)
- 54 Mitch Leidner to Maxx Williams vs. Missouri (2015 Citrus)

Opponent

- 60 Todd Reesing to Dezmon Briscoe, Kansas (2008 Insight)
- 58 Philip Rivers to Koren Robinson, N.C. State (2000 MicronPc.com)
- 57 Larry Dick to Eric Stevers, Maryland (1977 Hall of Fame Bowl)
- 55 Marques Hagans to Tom Santi, Virginia (2005 Music City)
- 51 Ta'Quon Marshall to Qua Searcy, Georgia Tech (2018 Quick Lane)

BOWL GAME RECORDS

LONGEST TOUCHDOWN PASS

Minnesota

- 75 David Pittman to Eric Decker, Kansas (2008 Insight)
- 73 Tanner Morgan to Tyler Johnson vs. Auburn (2020 Outback)
- 57 Bryan Cupito to Jared Ellerson vs. Virginia (2005 Music City)
- 55 Mitch Leidner to Drew Wolitarsky vs. Syracuse (2013 Texas)
- 54 Mitch Leidner to Maxx Williams vs. Missouri (2015 Citrus)

Opponent

- 60 Todd Reesing to Dezmon Briscoe, Kansas (2008 Insight)
- 43 Graham Harrell to Joel Filani, Texas Tech (2006 Insight)
- 40 Kellen Clemens to Samie Parker, Oregon (2003 Sun)
- 38 Austen Arnaud to Jake Williams, Iowa State (2009 Insight)
- 37 Bo Nix to Sal Cannella, Auburn (2020 Outback)

LONGEST FIELD GOAL MADE

Minnesota

- 49 Matthew Trickett vs. West Virginia (2021 Guaranteed Rate)
- 45 Dan Nystrom vs. Arkansas (2002 Music City)
- 43 Emmit Carpenter vs. Wash. State (2016 Holiday)
- 42 Ryan Santoso vs. Central Michigan (2015 Quick Lane)
- 42 Rhys Lloyd vs. Oregon (2003 Sun)

Opponent

- 52 Alex Trlica, Texas Tech (2006 Insight)
- 47 Jared Siegel, Oregon (2003 Sun)
- 41 Erik Powell, Washington State (2016 Holiday)
- 39 Connor Hughes, Virginia (2005 Music City)
- 39 David Treadwell, Clemson (1985 Independence)

LONGEST PUNT

Minnesota

- 65 Ryan Rindels vs. Oregon (1999 Sun)
- 57 Peter Mortell vs. Syracuse (2013 Texas)
- 55 Justin Kucek vs. Kansas (2008 Insight)
- 54 Peter Mortell vs. Central Michigan (2015 Quick Lane)
- 54 Blake Haudan vs. Iowa State (2009 Insight)

Opponent

- 63 Alonso Rojas, Kansas (2008 Insight)
- 58 Erik Powell, Washington State (2016 Holiday)
- 56 Zach Oakley, Central Michigan (2015 Quick Lane)
- 56 Kurtis Doerr, Oregon (1999 Sun)
- 55 Erik Powell, Washington State (2016 Holiday)
- 55 Cooper Rush, Central Michigan (2015 Quick Lane)

LONGEST KICK RETURN

Minnesota

- 60 Troy Stoudermire vs. Kansas (2008 Insight)
- 57 Jalen Myrick vs. Missouri (2015 Citrus)
- 44 Jermaine Mays vs. Arkansas (2002 Music City)
- 38 Rodney Smith vs. Washington State (2016 Holiday)
- 37 Troy Stoudermire vs. Texas Tech (2012 Meineke)

Opponent

- 99 Jakeem Grant, Texas Tech^ (2012 Meineke)
- 96 Noah Igbinghene, Auburn^ (2020 Outback)
- 40 Koren Robinson, N.C. State (2000 MicronPc.com)
- 33 Terrance Roulhac, Clemson (1985 Independence)
- 31 Darrin Miller, Tennessee (1986 Liberty)
- 31 Kermit Alexander, UCLA (1962 Rose)

LONGEST PUNT RETURN

Minnesota

- 14 KiAnte Hardin vs. Central Michigan (2015 Quick Lane)
- 13 William Munsey vs. Washington (1961 Rose)
- 11 KiAnte Hardin vs. Central Michigan (2015 Quick Lane)
- 10 Craig James vs. Missouri (2015 Citrus)
- 10 Tellis Redmon vs. N.C. State (2000 MicronPc.com)

Opponent

- 70 Brisly Estime, Syracuse (2013 Texas)
- 33 Danny Amendola, Texas Tech (2006 Insight)
- 17 George Fleming, Washington (1961 Rose)
- 16 Michael Fletcher, Oregon (1999 Sun)
- 15 David Sims, Iowa State (2009 Insight)
- 15 Michael Fletcher, Oregon (1999 Sun)

LONGEST INTERCEPTION RETURN

Minnesota

- 23 Adekunle Ayinde vs. Washington State (2016 Holiday)
- 15 Michael Lehan vs. Arkansas (2002 Music City)
- 13 Michael Lehan vs. Arkansas (2002 Music City)
- 9 Justin Isom vs. Oregon (2003 Sun)
- 8 Andre Brown vs. N.C. State (2000 MicronPc.com)

Opponent

- 39 D. J. Johnson, Texas Tech (2012 Meineke)
- 37 Charles Mitchell, Washington (1961 Rose)
- 24 Javaris Davis, Auburn (2020 Outback)
- 22 David Sims, Iowa State (2009 Insight)
- 15 Antonio Huffman, Texas Tech (2006 Insight)

LONGEST FUMBLE RETURN

Minnesota

- 9 William Munsey vs. Washington (1961 Rose)
- 5 Anderson vs. Clemson (1985 Independence)
- 1 Keith Lipka vs. Alabama^ (2004 Music City)

Opponent

- 8 Freddie Roach, Alabama (2004 Music City)

NON-OFFENSIVE TOUCHDOWNS

KICK RETURN

Minnesota

none

Opponent

- 99 Jakeem Grant, Texas Tech (2012 Meineke)
- 96 Noah Igbinghene, Auburn (2020 Outback)

FUMBLE RETURN

Minnesota

- 1 Keith Lipka vs. Alabama (2004 Music City)

Opponent

none

TEAM RECORDS

MOST POINTS SCORED

Minnesota

- 41 vs. Texas Tech (2006 Insight)
- 34 vs. Georgia Tech (2018 Quick Lane)

- 31 vs. Auburn (2020 Outback)
- 31 vs. Texas Tech (2012 Meineke)
- 31 vs. Virginia (2005 Music City)
- 31 vs. Oregon (2003 Sun)

Opponent

- 44 Texas Tech (2006 Insight)
- 42 Kansas (2008 Insight)
- 38 N.C. State (2000 MicronPC.com)
- 34 Texas Tech (2012 Meineke)
- 34 Virginia (2005 Music City)

FEWEST POINTS SCORED

Minnesota

- 7 vs. Maryland (1977 Hall of Fame)
- 7 vs. Washington (1961 Rose)
- 13 vs. Iowa State (2009 Insight)
- 14 vs. Tennessee (1986 Liberty)
- 17 vs. Washington State (2016 Holiday)
- 17 vs. Missouri (2015 Citrus)
- 17 vs. Syracuse (2013 Texas)

Opponent

- 3 Clemson (1985 Independence)
- 3 UCLA (1962 Rose)
- 6 West Virginia (2021 Guaranteed Rate)
- 10 Georgia Tech (2018 Quick Lane)
- 12 Washington State (2016 Holiday)

MOST TOTAL YARDS GAINED

Minnesota

- 502 vs. N.C. State (2000 MicronPC.com)
- 494 vs. Auburn (2020 Outback)
- 458 vs. Texas Tech (2006 Insight)
- 461 vs. Virginia (2005 Music City)
- 434 vs. Iowa State (2009 Insight)
- 434 vs. Arkansas (2002 Music City)

Opponent

- 548 Texas Tech (2006 Insight)
- 468 Virginia (2005 Music City)
- 453 Oregon (2003 Sun)
- 446 Kansas (2008 Insight)
- 434 Missouri (2015 Citrus)

FEWEST TOTAL YARDS GAINED

Minnesota

- 253 vs. Washington (1961 Rose)
- 268 vs. Maryland (1977 Hall of Fame)
- 279 vs. Washington State (2016 Holiday)
- 331 vs. Kansas (2008 Insight)
- 350 vs. Syracuse (2013 Texas)

Opponent

- 107 UCLA (1962 Rose)
- 193 Washington (1961 Rose)
- 206 West Virginia (2021 Guaranteed Rate)
- 232 Auburn (2020 Outback)
- 249 Central Michigan (2015 Quick Lane)

MOST TOUCHDOWNS SCORED

Minnesota

- 5 vs. Texas Tech (2006 Insight Bowl)
- 4 vs. Auburn (2020 Outback)
- 4 vs. Georgia Tech (2018 Quick Lane)
- 4 vs. Texas Tech (2012 Meineke)
- 4 vs. Virginia (2005 Music City)
- 4 vs. Oregon (2003 Sun)

Opponent

- 6 Kansas (2008 Insight)
- 5 Texas Tech (2006 Insight Bowl)
- 5 N.C. State (2000 MicronPC.com)

BOWL GAME RECORDS

FEWEST TOUCHDOWNS SCORED

Minnesota

- 1 vs. Iowa State (2009 Insight)
- 1 vs. Tennessee (1986 Liberty)
- 1 vs. Maryland (1977 Hall of Fame)
- 1 vs. Washington (1961 Rose)
- 2 Done 8x, MR: vs. West Virginia (2021 Guaranteed Rate)

Opponent

- 0 UCLA (1962 Rose)
- 1 West Virginia (2021 Guaranteed Rate)
- 1 Georgia Tech (2018 Quick Lane)
- 1 Washington State (2016 Holiday)
- 1 Clemson (1985 Independence)

MOST RUSHING ATTEMPTS

Minnesota

- 72 vs. Alabama (2004 Music City)
- 58 vs. N.C. State (2000 MicronPC.com)
- 55 vs. Oregon (2003 Sun)
- 55 vs. Clemson (1985 Independence)
- 55 vs. Maryland (1977 Hall of Fame)
- 55 vs. UCLA (1962 Rose)

Opponent

- 48 Clemson (1985 Independence)
- 46 Syracuse (2013 Texas)
- 45 Missouri (2015 Citrus)
- 44 Georgia Tech (2018 Quick Lane)
- 44 Iowa State (2009 Insight)

FEWEST RUSHING ATTEMPTS

Minnesota

- 32 vs. Iowa State (2009 Insight)
- 33 vs. Missouri (2015 Citrus)
- 35 vs. Oregon (1999 Sun)
- 38 vs. Syracuse (2013 Texas)
- 38 vs. Kansas (2008 Insight)

Opponent

- 21 Alabama (2004 Music City)
- 23 Washington State (2016 Holiday)
- 24 Texas Tech (2012 Meineke)
- 24 Texas Tech (2006 Insight)
- 24 Oregon (2003 Sun)
- 24 N.C. State (2000 MicronPC.com)

MOST RUSHING YARDS GAINED

Minnesota

- 300 vs. N.C. State (2000 MicronPC.com)
- 276 vs. Alabama (2004 Music City)
- 260 vs. Georgia Tech (2018 Quick Lane)
- 257 vs. Clemson (1985 Independence)
- 249 vs. West Virginia (2021 Guaranteed Rate)
- 249 vs. Texas Tech (2012 Meineke)

Opponent

- 337 Missouri (2015 Citrus)
- 212 Iowa State (2009 Insight)
- 211 Clemson (1985 Independence)
- 208 Syracuse (2013 Texas)
- 206 Georgia Tech (2018 Quick Lane)

FEWEST RUSHING YARDS GAINED

Minnesota

- 80 vs. Kansas (2008 Insight)
- 96 vs. Oregon (1999 Sun)
- 106 vs. Missouri (2015 Citrus)
- 113 vs. Maryland (1977 Hall of Fame)
- 122 vs. Iowa State (2009 Insight)

Opponent

- 21 Alabama (2004 Music City)
- 39 Washington State (2016 Holiday)

- 55 UCLA (1962 Rose)
- 56 Auburn (2020 Outback)
- 66 West Virginia (2021 Guaranteed Rate)

HIGHEST RUSHING AVERAGE

Minnesota

- 6.0 (43-260) vs. Georgia Tech (2018 Quick Lane)
- 5.2 (58-300) vs. N.C. State (2000 MicronPC.com)
- 5.1 (47-238) vs. Tennessee (1986 Liberty)
- 4.9 (51-249) vs. West Virginia (2021 Guaranteed Rate)
- 4.8 (45-215) vs. Auburn (2020 Outback)

Opponent

- 7.5 (45-337), Missouri (2015 Citrus)
- 6.0 (24-145), Texas Tech (2012 Meineke)
- 5.7 (31-177), Washington (1961 Rose)
- 4.8 (44-212), Iowa State (2009 Insight)
- 4.7 (44-206), Georgia Tech (2018 Quick Lane)

LOWEST RUSHING AVERAGE

Minnesota

- 2.05 (55-113) vs. Maryland (1977 Hall of Fame)
- 2.11 (38-80) vs. Kansas (2008 Insight)
- 2.7 (35-96) vs. Oregon (1999 Sun)
- 3.2 (33-106) vs. Missouri (2015 Citrus)
- 3.3 (38-127) vs. Syracuse (2013 Texas)

Opponent

- 1.0 (21-21), Alabama (2004 Music City)
- 1.6 (34-55), UCLA (1962 Rose)
- 1.7 (23-39), Washington State (2016 Holiday)
- 2.2 (26-56), Auburn (2020 Outback)
- 2.4 (27-66), West Virginia (2021 Guaranteed Rate)

MOST RUSHING TOUCHDOWNS

Minnesota

- 4 vs. Oregon (2003 Sun)
- 3 vs. N.C. State (2000 MicronPC.com)
- 3 vs. UCLA (1962 Rose)
- 2 vs. West Virginia (2021 Guaranteed Rate)
- 2 vs. Georgia Tech (2018 Quick Lane)
- 2 vs. Texas Tech (2012 Meineke)
- 2 vs. Kansas (2008 Insight)
- 2 vs. Texas Tech (2006 Insight)

Opponent

- 4 Texas Tech (2006 Insight)
- 3 Syracuse (2013 Texas)
- 3 N.C. State (2000 MicronPC.com)
- 2 Central Michigan (2015 Quick Lane)
- 2 Missouri (2015 Citrus)
- 2 Virginia (2005 Music City)
- 2 Oregon (1999 Sun)
- 2 Maryland (1977 Hall of Fame)

FEWEST RUSHING TOUCHDOWNS

Minnesota

- 0 vs. Syracuse (2013 Texas)
- 0 vs. Iowa State (2009 Insight)
- 0 vs. Virginia (2005 Music City)
- 0 vs. Oregon (1999 Sun)
- 1 Done 10x, MR: vs. Auburn (2020 Outback)

Opponent

- 0 Done 6x, MR: Washington State (2016 Holiday)

MOST PASSES ATTEMPTED

Minnesota

- 37 vs. Oregon (1999 Sun)
- 35 vs. Iowa State (2009 Insight)
- 35 vs. Kansas (2008 Insight)
- 33 vs. Missouri (2015 Citrus)
- 33 vs. Arkansas (2002 Music City)

Opponent

- 55 Texas Tech (2006 Insight)
- 51 Washington State (2016 Holiday)
- 48 Oregon (1999 Sun)
- 47 Texas Tech (2012 Meineke)
- 44 Oregon (2003 Sun)

FEWEST PASSES ATTEMPTED

Minnesota

- 11 vs. UCLA (1962 Rose)
- 13 vs. West Virginia (2021 Guaranteed Rate)
- 13 vs. Georgia Tech (2018 Quick Lane)
- 13 vs. Alabama (2004 Music City)
- 18 vs. Washington (1961 Rose)

Opponent

- 5 Washington (1961 Rose)
- 8 UCLA (1962 Rose)
- 12 Georgia Tech (2018 Quick Lane)
- 19 Missouri (2015 Citrus)
- 23 Maryland (1977 Hall of Fame)

MOST PASSES COMPLETED

Minnesota

- 24 vs. Central Michigan (2015 Quick Lane)
- 22 vs. Missouri (2015 Citrus)
- 20 vs. Auburn (2020 Outback)
- 20 vs. Iowa State (2009 Insight)
- 20 vs. Kansas (2008 Insight)

Opponent

- 36 Texas Tech (2006 Insight)
- 33 Oregon (2003 Sun)
- 32 Texas Tech (2012 Meineke)
- 30 Washington State (2016 Holiday)
- 28 Kansas (2008 Insight)

FEWEST PASSES COMPLETED

Minnesota

- 5 vs. Alabama (2004 Music City)
- 5 vs. Washington (1961 Rose)
- 7 vs. Georgia Tech (2018 Quick Lane)
- 7 vs. UCLA (1962 Rose)
- 8 vs. West Virginia (2021 Guaranteed Rate)
- 8 vs. Texas Tech (2012 Meineke)

Opponent

- 2 Washington (1961 Rose)
- 5 Georgia Tech (2018 Quick Lane)
- 5 UCLA (1962 Rose)
- 10 Clemson (1985 Independence)
- 12 Missouri (2015 Citrus)
- 12 Maryland (1977 Hall of Fame)

MOST YARDS PASSING

Minnesota

- 312 vs. Iowa State (2009 Insight)
- 279 vs. Auburn (2020 Outback)
- 272 vs. Arkansas (2002 Music City)
- 267 vs. Missouri (2015 Citrus)
- 263 vs. Texas Tech (2006 Insight)
- 263 vs. Virginia (2005 Music City)

Opponent

- 445 Texas Tech (2006 Insight)
- 376 Oregon (2003 Sun)
- 365 Virginia (2005 Music City)
- 345 Kansas (2008 Insight)
- 310 N.C. State (2000 MicronPC.com)

FEWEST YARDS PASSING

Minnesota

- 51 vs. Washington (1961 Rose)
- 75 vs. Alabama (2004 Music City)

BOWL GAME RECORDS

- 75 vs. UCLA (1962 Rose)
- 109 vs. West Virginia (2021 Guaranteed Rate)
- 123 vs. Clemson (1985 Independence Bowl)

Opponent

- 16 Washington (1961 Rose)
- 52 UCLA (1962 Rose)
- 77 Georgia Tech (2018 Quick Lane)
- 97 Missouri (2015 Citrus)
- 140 West Virginia (2021 Guaranteed Rate)

MOST PASSING TOUCHDOWNS

Minnesota

- 4 vs. Virginia (2005 Music City)
- 3 vs. Auburn (2020 Outback)
- 3 vs. Texas Tech (2006 Insight)
- 3 vs. Oregon (1999 Sun)
- 2 vs. Georgia Tech (2018 Quick Lane)
- 2 vs. Syracuse (2013 Texas)
- 2 vs. Texas Tech (2012 Meineke)

Opponent

- 5 Kansas (2008 Insight)
- 3 Oregon (2003 Sun)
- 3 Tennessee (1986 Liberty)
- 2 Done 6x, MR: Missouri (2015 Citrus)

FEWEST PASSING TOUCHDOWNS

Minnesota

- 0 Done 8x, MR: vs. West Virginia (2021 Guaranteed Rate)

Opponent

- 0 Done 6x, MR: West Virginia (2021 Guaranteed Rate)

HIGHEST COMPLETION PERCENTAGE

Minnesota

- .800 (24-30) vs. Central Michigan (2015 Quick Lane)
 - .667 (20-30) vs. Auburn (2020 Outback)
 - .667 (22-33) vs. Missouri (2015 Citrus)
 - .643 (18-28) vs. Virginia (2005 Music City)
 - .636 (8-11) vs. UCLA (1962 Rose)
- ### Opponent
- .781 (26-33), Virginia (2005 Music City)
 - .778 (28-36), Kansas (2008 Insight)
 - .750 (33-44), Oregon (2003 Sun)
 - .731 (19-26), Iowa State (2009 Insight)
 - .710 (22-31), Tennessee (1986 Liberty)

LOWEST COMPLETION PERCENTAGE

Minnesota

- .278 (5-18) vs. Washington (1961 Rose)
 - .385 (5-13) vs. Alabama (2004 Music City)
 - .400 (10-25) vs. Tennessee (1986 Liberty)
 - .421 (8-19) vs. Texas Tech (2012 Meineke)
 - .429 (9-21) vs. Clemson (1985 Independence)
- ### Opponent
- .375 (10-29), Clemson (1985 Independence)
 - .400 (2-5), Washington (1961 Rose)
 - .417 (5-12), Georgia Tech (2018 Quick Lane)
 - .450 (18-40), Arkansas (2002 Music City)
 - .465 (20-43), Oregon (1999 Sun)

MOST INTERCEPTIONS THROWN

Minnesota

- 3 vs. Washington (1961 Rose)
- 2 vs. Alabama (2004 Music City)
- 2 vs. Oregon (1999 Sun)
- 1 Done 8x, MR: vs. West Virginia (2021 Guaranteed Rate)

Opponent

- 3 Arkansas (2002 Music City)

- 2 Missouri (2015 Citrus)
- 2 Texas Tech (2012 Meineke)
- 2 Iowa State (2009 Insight)
- 2 N.C. State (2000 MicronPC.com)

MOST TACKLES FOR LOSS

Minnesota

- 9 vs. Missouri (2015 Citrus)
- 9 vs. Oregon (1999 Sun)
- 7 vs. UCLA (1962 Rose)
- 6 Done 6x, MR: vs. West Virginia (2021 Guaranteed Rate)

Opponent

- 15 Oregon (1999 Sun)
- 11 N.C. State (2000 MicronPC.com)
- 10 Maryland (1977 Hall of Fame)
- 9 Missouri (2015 Citrus)
- 7 Syracuse (2013 Texas)

MOST SACKS

Minnesota

- 5 vs. West Virginia (2021 Guaranteed Rate)
- 4 vs. Oregon (2003 Sun)
- 3 Done 6x, MR: vs. Washington State (2016 Holiday)

Opponent

- 5 Oregon (1999 Sun)
- 4 Syracuse (2013 Texas)
- 3 Texas Tech (2012 Meineke)
- 3 Kansas (2008 Insight)
- 3 N.C. State (2000 MicronPC.com)

MOST PASS BREAKUPS

Minnesota

- 7 vs. Texas Tech (2012 Meineke)
- 6 vs. West Virginia (2021 Guaranteed Rate)
- 6 vs. Washington State (2016 Holiday)
- 6 vs. Clemson (1985 Independence)
- 5 vs. Oregon (1999 Sun)

Opponent

- 8 Virginia (2005 Music City)
- 7 N.C. State (2000 MicronPC.com)
- 6 Tennessee (1986 Liberty)
- 5 Missouri (2015 Citrus)
- 5 Syracuse (2013 Texas)
- 5 Maryland (1977 Hall of Fame)

MOST KICK RETURNS

Minnesota

- 7 vs. Kansas (2008 Insight)
- 5 vs. Texas Tech (2012 Meineke)
- 4 vs. Texas Tech (2006 Insight)
- 4 vs. Virginia (2005 Music City)
- 4 vs. Tennessee (1986 Liberty)
- 4 vs. Maryland (1977 Hall of Fame)
- 4 vs. Washington (1961 Rose)

Opponent

- 8 Arkansas (2002 Music City)
- 7 N.C. State (2000 MicronPC.com)
- 5 Done 6x, MR: Auburn (2020 Outback)

MOST KICK RETURN YARDS

Minnesota

- 195 vs. Kansas (2008 Insight)
- 123 vs. Texas Tech (2012 Meineke)
- 103 vs. Texas Tech (2006 Insight)
- 89 vs. Washington (1961 Rose)
- 87 vs. Virginia (2005 Music City)

Opponent

- 172 N.C. State (2000 MicronPC.com)

- 128 Arkansas (2002 Music City)
- 119 Texas Tech (2012 Meineke)
- 118 Auburn (2020 Outback)
- 115 Georgia Tech (2018 Quick Lane)

FEWEST KICK RETURN YARDS

Minnesota

- 0 vs. Auburn (2020 Outback)
- 0 vs. Georgia Tech (2018 Quick Lane)
- 14 vs. Alabama (2004 Music City)
- 16 vs. West Virginia (2021 Guaranteed Rate)
- 17 vs. Central Michigan (2015 Quick Lane)

Opponent

- 18 Central Michigan (2015 Quick Lane)
- 21 West Virginia (2021 Guaranteed Rate)
- 24 Kansas (2008 Insight)
- 26 Missouri (2015 Citrus)
- 34 Maryland (1977 Hall of Fame)

MOST PUNT RETURNS

Minnesota

- 4 vs. Alabama (2004 Music City)
- 4 vs. Arkansas (2002 Music City)
- 4 vs. Washington (1961 Rose)
- 3 vs. Central Michigan (2015 Quick Lane)
- 3 vs. Oregon (1999 Sun)
- 3 vs. Tennessee (1986 Liberty)

Opponent

- 5 Washington (1961 Rose)
- 4 Syracuse (2013 Texas)
- 4 Oregon (1999 Sun)
- 3 Missouri (2015 Citrus)
- 3 Iowa State (2009 Insight)
- 3 Texas Tech (2006 Insight)

MOST PUNT RETURN YARDS

Minnesota

- 29 vs. Washington (1961 Rose)
- 28 vs. Central Michigan (2015 Quick Lane)
- 20 vs. Oregon (1999 Sun)
- 18 vs. N.C. State (2000 MicronPC.com)
- 13 vs. Missouri (2015 Citrus)
- 13 vs. Virginia (2005 Music City)

Opponent

- 83 Syracuse (2013 Texas)
- 40 Oregon (1999 Sun)
- 37 Texas Tech (2006 Insight)
- 34 Iowa State (2009 Insight)
- 29 Washington (1961 Rose)

FEWEST PUNT RETURN YARDS

Minnesota

- 2 vs. Syracuse (2013 Texas)
- 0 vs. West Virginia (2021 Guaranteed Rate)
- 0 vs. Georgia Tech (2018 Quick Lane)
- 0 vs. Iowa State (2009 Insight)
- 0 vs. Texas Tech (2006 Insight)
- 0 vs. Clemson (1985 Independence)

Opponent

- 2 West Virginia (2021 Guaranteed Rate)
- 1 Tennessee (1986 Liberty)
- 0 Georgia Tech (2018 Quick Lane)
- 0 Oregon (2003 Sun)
- 0 Clemson (1985 Independence)

MOST PUNTS

Minnesota

- 9 vs. Maryland (1977 Hall of Fame)
- 7 vs. Washington State (2016 Holiday)
- 7 vs. Oregon (1999 Sun)

BOWL GAME RECORDS

- 6 vs. Syracuse (2013 Texas)
- 6 vs. Clemson (1985 Independence)
- 6 vs. Washington (1961 Rose)

Opponent

- 8 Washington State (2016 Holiday)
- 8 Oregon (1999 Sun)
- 8 Washington (1961 Rose)
- 7 West Virginia (2021 Guaranteed Rate)
- 7 Alabama (2004 Music City)

FEWEST PUNTS

Minnesota

- 0 vs. Georgia Tech (2018 Quick Lane)
- 2 vs. Arkansas (2002 Music City)
- 2 vs. Arkansas (2002 Music City)
- 3 vs. West Virginia (2021 Guaranteed Rate)
- 3 vs. Texas Tech (2006 Insight)
- 3 vs. Oregon (2003 Sun)
- 3 vs. Tennessee (1986 Liberty)
- 3 vs. UCLA (1962 Rose)

Opponent

- 1 Texas Tech (2006 Insight)
- 3 Texas Tech (2012 Meineke)
- 3 Virginia (2005 Music City)
- 4 Done 6x, MR: Georgia Tech (2018 Quick Lane)

FIRST DOWNS

MOST FIRST DOWNS

Minnesota

- 31 vs. N.C. State (2000 MicronPC.com)
- 25 vs. Texas Tech (2006 Insight)
- 24 vs. Virginia (2005 Music City)
- 23 vs. Auburn (2020 Outback)
- 23 vs. Texas Tech (2012 Meineke)
- 23 vs. Alabama (2004 Music City)
- 23 vs. Oregon (2003 Sun)

Opponent

- 29 Texas Tech (2006 Insight)
- 26 Kansas (2008 Insight)
- 25 Oregon (2003 Sun)
- 23 Syracuse (2013 Texas)
- 23 Texas Tech (2012 Meineke)

FEWEST FIRST DOWNS

Minnesota

- 14 vs. Washington (1961 Rose)
- 17 vs. West Virginia (2021 Guaranteed Rate)
- 17 vs. Washington State (2016 Holiday)
- 17 vs. Maryland (1977 Hall of Fame)
- 19 Done 6x, MR: vs. Georgia Tech (2018 Quick Lane)

Opponent

- 8 UCLA (1962 Rose)
- 11 Washington (1961 Rose)
- 13 Auburn (2020 Outback)
- 13 Alabama (2004 Music City)
- 14 Georgia Tech (2018 Quick Lane)

PENALTIES

MOST PENALTIES AGAINST

Minnesota

- 14 vs. N.C. State (2000 MicronPC.com)
- 11 vs. Alabama (2004 Music City)
- 10 vs. Washington State (2016 Holiday)
- 9 vs. Arkansas (2002 Music City)
- 8 vs. Syracuse (2013 Texas)

Opponent

- 13 Texas Tech (2012 Meineke)
- 12 Maryland (1977 Hall of Fame)
- 9 Syracuse (2013 Texas)

- 8 Iowa State (2009 Insight)
- 7 Washington State (2016 Holiday)
- 7 N.C. State (2000 MicronPC.com)

FEWEST PENALTIES AGAINST

Minnesota

- 1 vs. Central Michigan (2015 Quick Lane)
- 1 vs. Iowa State (2009 Insight)
- 3 vs. Washington (1961 Rose)
- 3 vs. West Virginia (2021 Guaranteed Rate)
- 3 vs. Oregon (2003 Sun)

Opponent

- 1 UCLA (1962 Rose)
- 2 Missouri (2015 Citrus)
- 3 Auburn (2020 Outback)
- 3 Georgia Tech (2018 Quick Lane)
- 3 Central Michigan (2015 Quick Lane)

MOST YARDS PENALIZED

Minnesota

- 107 vs. N.C. State (2000 MicronPC.com)
- 84 vs. Texas Tech (2012 Meineke)
- 84 vs. Alabama (2004 Music City)
- 71 vs. Arkansas (2002 Music City)
- 70 vs. UCLA (1962 Rose)

Opponent

- 135 Texas Tech (2012 Meineke)
- 80 Maryland (1977 Hall of Fame)
- 75 N.C. State (2000 MicronPC.com)
- 56 Washington State (2016 Holiday)
- 56 Iowa State (2009 Insight)

FEWEST YARDS PENALIZED

Minnesota

- 5 vs. Central Michigan (2015 Quick Lane)
 - 9 vs. Iowa State (2009 Insight)
 - 19 vs. Oregon (2003 Sun)
 - 23 vs. Texas Tech (2006 Insight)
 - 27 vs. West Virginia (2021 Guaranteed Rate)
- #### Opponent
- 5 UCLA (1962 Rose)
 - 15 Missouri (2015 Citrus)
 - 20 West Virginia (2021 Guaranteed Rate)
 - 20 Auburn (2020 Outback)
 - 25 Central Michigan (2015 Quick Lane)
 - 25 Oregon (1999 Sun)

MOST FUMBLES LOST

Minnesota

- 3 vs. Missouri (2015 Citrus)
- 2 vs. Tennessee (1986 Liberty)
- 2 vs. Maryland (1977 Hall of Fame)
- 2 vs. UCLA (1962 Rose)
- 1 Done 10x, MR: vs. West Virginia (2021 Guaranteed Rate)

Opponent

- 3 Clemson (1985 Independence)
- 2 Done 6x, MR: Iowa State (2009 Insight)

LONGEST SCORING DRIVE (PLAYS)

Minnesota

- 19 (TD, 84) vs. UCLA (1962 Rose)
- 17 (TD, 80, 7:34) vs. Oregon (2003 Sun)
- 16 (FG, 78, 7:13) vs. Texas Tech (2006 Insight)
- 16 (FG, 55, 3:53) vs. Oregon (2003 Sun)
- 14 (FG, 85, 5:22) vs. Clemson (1985 Independence)

Opponent

- 17 (FG, 76, 6:33), Washington State (2016 Holiday)
- 15 (TD, 82, 6:29), Central Michigan (2015 Quick Lane)

- 2015 Quick Lane)
- 15 (TD, 86, 5:49), Syracuse (2013 Texas)
- 14 (TD, 75, 7:23), Georgia Tech (2018 Quick Lane)
- 14 (FG, 64, 5:50), Texas Tech (2012 Meineke)

LONGEST SCORING DRIVE (YARDS)

Minnesota

- 95 (TD, 9, 4:17) vs. Virginia (2005 Music City)
 - 92 (TD, 12, 5:52) vs. Auburn (2020 Outback)
 - 91 (TD, 13, 5:04) vs. Clemson (1985 Independence)
 - 88 (TD, 10, 5:18) vs. Tennessee (1986 Liberty)
 - 87 (TD, 4, 1:22) vs. Kansas (2008 Insight)
 - 87 (TD, 8, 3:26) vs. Texas Tech (2006 Insight)
- #### Opponent
- 90 (TD, 5, 2:26), Missouri (2015 Citrus)
 - 89 (TD, 6, 1:00), Iowa State (2009 Insight)
 - 87 (TD, 12, 5:56), Oregon (1999 Sun)
 - 86 (TD, 13, 5:15), Auburn (2020 Outback)
 - 86 (TD, 15, 5:49), Syracuse (2013 Texas)
 - 86 (TD, 13, 5:48), Kansas (2008 Insight)

LONGEST SCORING DRIVE (TIME)

Minnesota

- 7:50 (FG, 13, 6:2) vs. Arkansas (2002 Music City)
 - 7:34 (TD, 17, 8:0) vs. Oregon (2003 Sun)
 - 7:13 (FG, 16, 7:8) vs. Texas Tech (2006 Insight)
 - 6:36 (TD, 13, 7:4) vs. Central Michigan (2015 Quick Lane)
 - 6:29 (FG, 12, 5:0) vs. Texas Tech (2012 Meineke)
- #### Opponent
- 7:23 (TD, 14, 7:5), Georgia Tech (2018 Quick Lane)
 - 6:33 (FG, 17, 7:6), Washington State (2016 Holiday)
 - 6:29 (TD, 15, 8:2), Central Michigan (2015 Quick Lane)
 - 5:56 (TD, 12, 8:7), Oregon (1999 Sun)
 - 5:50 (FG, 14, 6:4), Texas Tech (2012 Meineke)

TIME OF POSSESSION

Minnesota

- 38:29 vs. West Virginia (2021 Guaranteed Rate)
 - 37:54 vs. Alabama (2004 Music City)
 - 37:35 vs. Auburn (2020 Outback)
 - 37:18 vs. Arkansas (2002 Music City)
 - 36:18 vs. Texas Tech (2012 Meineke)
- #### Opponent
- 35:25 Oregon (1999 Sun)
 - 31:09 Iowa State (2009 Insight)
 - 31:06 Washington State (2016 Holiday)
 - 30:06 Kansas (2008 Insight)
 - 30:05 Missouri (2015 Citrus)

CAREER BOWL RECORDS**RUSHING ATTEMPTS**

- 70 Laurence Maroney, 2003-05
- 53 Marion Barber III, 2003-04
- 51 Mohamed Ibrahim, 2018-present
- 42 Tellis Redmon, 1999-2000
- 39 David Cobb, 2012-14
- 34 Amir Pinnix, 2006

RUSHING YARDS

- 364 Mohamed Ibrahim, 2018-present
- 345 Laurence Maroney, 2003-05
- 246 Tellis Redmon, 1999-2000
- 224 Marion Barber III, 2003-04
- 179 Amir Pinnix, 2006
- 172 David Cobb, 2012-14
- 148 Rodney Smith, 2015-16
- 144 Ky Thomas, 2021
- 140 Thomas Tapeh, 2002-03

RUSHING TOUCHDOWNS

- 4 Thomas Tapeh, 2002-03
- 3 Mohamed Ibrahim, 2018-present
- 2 Tellis Redmon, 1999-2000
- 2 Sandy Stephens, 1961-62
- 2 Jon Hoes, 2008

PASS ATTEMPTS

- 103 Mitch Leidner, 2013-16
- 71 Bryan Cupito, 2004-06
- 66 Adam Weber, 2008-09
- 55 Tanner Morgan, 2018-present
- 54 Asad Abdul-Khaliq, 2002-03

PASS COMPLETIONS

- 67 Mitch Leidner, 2013-16
- 42 Bryan Cupito, 2004-06
- 37 Adam Weber, 2008-09
- 34 Tanner Morgan, 2018-present
- 29 Asad Abdul-Khaliq, 2002-03

PASSING YARDS

- 815 Mitch Leidner, 2013-16
- 601 Bryan Cupito, 2004-06
- 519 Tanner Morgan, 2018-present
- 437 Adam Weber, 2008-09
- 394 Asad Abdul-Khaliq, 2002-03

PASSING TOUCHDOWNS

- 7 Bryan Cupito, 2004-06
- 5 Mitch Leidner, 2013-16
- 4 Tanner Morgan, 2018-present
- 3 Billy Cockerham, 1999

RECEPTIONS

- 16 Tyler Johnson, 2016-20
- 12 Drew Wolitarsky, 2013-16
- 12 Maxx Williams, 2013-14
- 11 KJ Maye, 2012-15
- 11 Ernie Wheelwright, 2004-06
- 11 Jack Simmons, 2006-08
- 10 Eric Decker, 2006-08
- 9 Da'Jon McKnight, 2008-09
- 9 Tony Patterson, 2000-03
- 9 Ron Johnson, 1999-2000

RECEIVING YARDS

- 261 Tyler Johnson, 2016-20
- 219 Drew Wolitarsky, 2013-16
- 190 Eric Decker, 2006-08
- 174 Maxx Williams, 2013-14
- 165 Jack Simmons, 2006-08
- 165 Ernie Wheelwright, 2004-06
- 157 Aaron Hosack, 2002-03
- 142 KJ Maye, 2012-15
- 140 Da'Jon McKnight, 2008-09

RECEIVING TOUCHDOWNS

- 4 Tyler Johnson, 2016-20
- 2 Maxx Williams, 2013-14
- 2 Ernie Wheelwright, 2004-06
- 2 Jared Ellerson, 2004-05
- 2 Ron Johnson, 1999-2000

INTERCEPTIONS

- 2 Brian Boddy-Calhoun, 2013-15
- 2 Michael Carter, 2009-12
- 2 Kyle Theret, 2007-10
- 2 Michael Lehan, 2000-02
- 2 Justin Isom, 2002-03

TACKLES

- 27 Cedric Thompson, 2012-14
- 22 Bruce Holmes, 1985-86
- 21 Antonio Johnson, 2012-14
- 20 Terrance Campbell, 2002-04
- 19 Eli Ward, 2000-03
- 18 Tyrone Carter, 1999
- 17 John Shevlin, 2004-06
- 16 Damien Wilson, 2013-14
- 15 Kim Royston, 2009

FIELD GOALS

- 8 Dan Nystrom, 1999-2003
- 3 Emmitt Carpenter, 2015-18
- 3 Ryan Santoso, 2014-15
- 3 Joel Monroe, 2005-08

EXTRA POINTS

- 12 Joel Monroe, 2005-08
- 8 Dan Nystrom, 1999-2003

ALL-TIME COACHING STAFFS

2022 • P.J. FLECK

Joe Rossi Defensive Coord./Linebackers
 Kirk Ciarrocca Offensive Coord./Quarterbacks
 Kenni Burns Running Backs/Asst. Head Coach
 Brian Callahan Offensive Line/Run Game Coord.
 Danny Collins Safeties
 Brick Haley Defensive Line
 Greg Harbaugh Tight Ends
 Paul Haynes Co-Defensive Coord./Cornerbacks
 Matt Simon Co-Offensive Coord./Wide Receivers
 Rob Wenger Special Teams Coordinator/Rush Ends
 Dan Nichol Head Strength and Conditioning
 Gerrit Chernoff General Manager
 Daniel Ifft Director of Operations

2021 • P.J. FLECK

Joe Rossi Defensive Coord./Linebackers
 Mike Sanford Jr. Offensive Coord./Quarterbacks
 Kenni Burns Running Backs/Asst. Head Coach
 Brian Callahan Offensive Line/Run Game Coord.
 Joe Harasymiak Defensive Backs/Safeties/Co-Defensive Coord.
 Paul Haynes Cornerbacks
 Clay Patterson Tight Ends
 Matt Simon Co-Offensive Coord./Wide Receivers
 Rob Wenger Special Teams Coordinator/Rush Ends
 Chad Wilt Defensive Line
 Dan Nichol Head Strength and Conditioning
 Gerrit Chernoff General Manager
 Daniel Ifft Director of Operations

2020 • P.J. FLECK

Joe Rossi Defensive Coord./Linebackers
 Mike Sanford Jr. Offensive Coord./Quarterbacks
 Kenni Burns Running Backs/Asst. Head Coach
 Brian Callahan Offensive Line/Run Game Coord.
 Joe Harasymiak Defensive Backs/Safeties/Co-Defensive Coord.
 Paul Haynes Cornerbacks
 Clay Patterson Tight Ends
 Matt Simon Co-Offensive Coord./Wide Receivers
 Rob Wenger Special Teams Coordinator/Rush Ends
 Chad Wilt Defensive Line
 Dan Nichol Head Strength and Conditioning
 Gerrit Chernoff General Manager
 Daniel Ifft Director of Operations

2019 • P.J. FLECK

Kirk Ciarrocca Offensive Coord./Quarterbacks
 Joe Rossi Defensive Coord./Linebackers
 Kenni Burns Running Backs/Asst. Head Coach
 Rod Chance Cornerbacks
 Brian Callahan Offensive Line/Run Game Coord.
 Joe Harasymiak Defensive Backs/Safeties
 Jim Panagos Defensive Line
 Clay Patterson Tight Ends
 Matt Simon Passing Game Coord./Wide Receivers
 Rob Wenger Special Teams Coordinator
 Dan Nichol Head Strength and Conditioning
 Gerrit Chernoff General Manager
 Daniel Ifft Director of Operations

2018 • P.J. FLECK

Kirk Ciarrocca Offensive Coord./Quarterbacks
 Robb Smith Defensive Coord./Linebackers
 Jahmille Addae Defensive Backs
 Kenni Burns Running Backs
 Brian Callahan Offensive Line
 Clay Patterson Tight Ends
 Joe Rossi Defensive Line
 Matt Simon Wide Receivers
 Rob Wenger Special Teams Coordinator/Outside LBs
 Marcus West Defensive Line Pass Rush Specialist
 Dan Nichol Head Strength and Conditioning
 Gerrit Chernoff General Manager
 Daniel Ifft Director of Operations

2017 • P.J. FLECK

Kirk Ciarrocca Offensive Coord./Quarterbacks
 Robb Smith Defensive Coord./Linebackers
 Kenni Burns Running Backs
 Brian Callahan Tight Ends

Maurice Linguist Defensive Backs
 Bryce Paup Defensive Line
 Matt Simon Wide Receivers
 Ed Warinner Offensive Line/Run Game Coord.
 Rob Wenger Special Teams Coordinator
 Dan Nichol Head Strength and Conditioning
 Gerrit Chernoff General Manager
 Peter Weiden Director of Operations

2016 • TRACY CLAEYS

Jay Sawvel Defensive Coordinator
 Jay Johnson Offensive Coord./Quarterbacks
 Brian Anderson Wide Receivers
 Jeff Phelps Defensive Line
 Bart Miller Offensive Line
 Dan O'Brien Asst. DB's /Co-Special Teams Coord.
 Pat Poore Running Backs
 Rob Reeves Tight Ends/H-Backs
 Mike Shereles Linebackers
 Eric Klein Head Strength and Conditioning
 Adam Clark Assistant AD for Football

2015 • JERRY KILL (FIRST 7 GAMES) / TRACY CLAEYS (FINAL 6 GAMES)

Tracy Claeys Defensive Coordinator/Assoc. Head Coach
 Matt Limegrover Offensive Coord./Off. Line/Asst. HC
 Brian Anderson Wide Receivers
 Jeff Phelps Defensive Line
 Pat Poore Running Backs
 Rob Reeves Tight Ends/H-Backs
 Jay Sawvel Defensive Backs/Special Teams
 Mike Shereles Linebackers
 Jim Zebrowski Quarterbacks/Passing Game Coordinator
 Eric Klein Head Strength and Conditioning
 Adam Clark Assistant AD for Football

2014 • JERRY KILL

Tracy Claeys Defensive Coordinator/Assoc. Head Coach
 Matt Limegrover Offensive Coord./Off. Line/Asst. HC
 Brian Anderson Wide Receivers
 Jeff Phelps Defensive Line
 Pat Poore Running Backs
 Rob Reeves Tight Ends/H-Backs
 Jay Sawvel Defensive Backs/Special Teams
 Mike Shereles Linebackers
 Jim Zebrowski Quarterbacks/Passing Game Coordinator
 Eric Klein Head Strength and Conditioning
 Adam Clark Assistant AD for Football

2013 • JERRY KILL

Tracy Claeys Defensive Coordinator
 Matt Limegrover Offensive Coordinator/Offensive Line
 Bill Miller Linebackers/Asst. Head Coach
 Brian Anderson Running Backs
 Jeff Phelps Defensive Line
 Pat Poore Wide Receivers
 Jay Sawvel Defensive Backs/Special Teams
 Rob Reeves Tight Ends/H-Backs
 Jim Zebrowski Quarterbacks
 Eric Klein Head Strength and Conditioning
 Dan O'Brien Associate AD for Football

2012 • JERRY KILL

Tracy Claeys Defensive Coordinator
 Matt Limegrover Offensive Coordinator/Offensive Line
 Bill Miller Linebackers/Asst. Head Coach
 Brian Anderson Running Backs
 Jeff Phelps Defensive Line
 Pat Poore Wide Receivers
 Jay Sawvel Defensive Backs/Special Teams
 Rob Reeves Tight Ends/H-Backs
 Jim Zebrowski Quarterbacks
 Eric Klein Head Strength and Conditioning
 Dan O'Brien Director of Football Operations

2011 • JERRY KILL

Tracy Claeys Defensive Coordinator
 Matt Limegrover Offensive Coordinator/Offensive Line
 Bill Miller Linebackers/Asst. Head Coach
 Brian Anderson Running Backs

Jeff Phelps Defensive Line
 Pat Poore Wide Receivers
 Jay Sawvel Defensive Backs/Special Teams
 Rob Reeves Tight Ends/H-Backs
 Jim Zebrowski Quarterbacks
 Eric Klein Head Strength and Conditioning
 Dan O'Brien Director of Football Operations

2010 • TIM BREWSTER/JEFF HORTON (INTERIM)

Jeff Horton Co-Offensive Coordinator
 Kevin Cosgrove Co-Defensive Coordinator
 John Butler Linebackers/Special Teams
 Tim Cross Assoc. Head Coach/Defensive Line
 Thomas Hammock Running Backs
 Ronnie Lee Co-Defensive Coord./Defensive Backs
 Steve Watson Wide Receivers
 Tim Davis Run Game Coord./Offensive Line
 Derek Lewis Tight Ends
 Mark Hill Head Strength and Conditioning
 Will Peoples Asst. Strength and Conditioning
 Dan O'Brien Director of Football Operations

2009 • TIM BREWSTER

Jedd Fisch Offensive Coordinator
 Kevin Cosgrove Co-Defensive Coordinator
 John Butler Linebackers/Special Teams
 Tim Cross Assoc. Head Coach/Defensive Line
 Thomas Hammock Running Backs
 Ronnie Lee Co-Defensive Coord./Defensive Backs
 Richard Hightower Wide Receivers
 Tim Davis Run Game Coord./Offensive Line
 Derek Lewis Tight Ends
 Mark Hill Head Strength and Conditioning
 Will Peoples Asst. Strength and Conditioning
 Dan O'Brien Director of Football Operations

2008 • TIM BREWSTER

Mike Dunbar Asst. Head Coach/Offensive Coord.
 Ted Roof Defensive Coordinator
 John Butler Linebackers/Special Teams
 Tim Cross Defensive Line
 Thomas Hammock Running Backs
 Ronnie Lee Defensive Backs
 George McDonald Wide Receivers
 Phil Meyer Offensive Line
 Derek Lewis Tight Ends
 Mark Hill Head Strength and Conditioning
 Will Peoples Asst. Strength and Conditioning
 Dan O'Brien Director of Football Operations

2007 • TIM BREWSTER

Mike Dunbar Asst. Head Coach/Offensive Coord.
 Everett Withers Defensive Coordinator
 John Butler Linebackers/Special Teams
 Tim Cross Defensive Line
 Thomas Hammock Running Backs
 Ronnie Lee Defensive Backs
 George McDonald Wide Receivers
 Phil Meyer Offensive Line
 Derek Lewis Tight Ends
 Mark Hill Head Strength and Conditioning
 Will Peoples Asst. Strength and Conditioning
 Randy Taylor Director of Football Operations

2006 • GLEN MASON

Mitch Browning Asst. Head Coach/Offensive Coordinator
 David Lockwood Defensive Coord./Outside Linebackers
 Vic Adame Running Backs
 Carey Bailey Defensive Line
 Craig Bray Defensive Secondary
 Mark Criner Linebackers
 Tony Peterson Passing Game/Quarterbacks
 Gordon Shaw Guards and Centers
 Tom Sims Defensive Line
 Luke Tressel Wide Receivers
 Tim Allen AD for Football Operations
 Dwayne Chandler Head Strength and Conditioning

ALL-TIME COACHING STAFFS

2005 • GLEN MASON

Moe AnkneyAssistant Head Coach/Defensive Ends
 Mitch Browning Offensive Coord./Tight Ends & Tackles
 David Lockwood Defensive Coordinator/Inside Linebackers
 Vic Adame Running Backs
 Carey Bailey Defensive Line
 Kerry Cooks Defensive Secondary
 Tony Petersen Passing Game/Quarterbacks
 Gordon Shaw Guards and Centers
 Tom Sims Defensive Line
 Luke Tressel Wide Receivers
 Tim Allen AD for Football Operations
 Dwayne Chandler Strength and Conditioning

2004 • GLEN MASON

Moe AnkneyAssistant Head Coach/Defensive Ends
 Mitch Browning Co-Offensive Coord./Tight Ends & Tackles
 Tony Petersen Co-Offensive Coord./Quarterbacks
 Greg Hudson Defensive Coordinator/Linebackers
 Vic Adame Running Backs
 David Lockwood Secondary/Recruiting
 Gordon Shaw Guards and Centers
 Tom Sims Defensive Line
 Richard Wilson Wide Receivers
 Tim Allen AD for Football Operations
 Dwayne Chandler Strength and Conditioning

2003 • GLEN MASON

Moe AnkneyAssistant Head Coach/Defensive Ends
 Mitch Browning Co-Offensive Coord./Tight Ends & Tackles
 Tony Petersen Co-Offensive Coord./Quarterbacks
 Greg Hudson Defensive Coordinator/Linebackers
 Vic Adame Running Backs
 David Lockwood Secondary/Recruiting
 Gordon Shaw Guards and Centers
 Tom Sims Defensive Line
 Richard Wilson Wide Receivers
 Tim Allen AD for Football Operations
 Dwayne Chandler Strength and Conditioning

2002 • GLEN MASON

Moe Ankney Defensive Coordinator/Defensive Ends
 Mitch Browning Co-Offensive Coord./Tight Ends & Tackles
 Tony Petersen Co-Offensive Coordinator/Quarterbacks
 Vic Adame Running Backs
 Greg Hudson Linebackers/Recruiting
 David Lockwood Secondary
 Gordon Shaw Guards and Centers
 Tom Sims Defensive Line
 Richard Wilson Wide Receivers
 Tim Allen AD for Football Operations
 Chris Dawson Strength and Conditioning

2001 • GLEN MASON

Moe Ankney Defensive Coordinator/Secondary
 Mitch Browning Co-Offensive Coord./Tight Ends & Tackles
 Tony Petersen Co-Offensive Coordinator/Quarterbacks
 Vic Adame Running Backs
 Greg Hudson Linebackers/Recruiting
 Gordon Shaw Guards and Centers
 Tom Sims Defensive Line
 David Turner Defensive Ends
 Richard Wilson Wide Receivers
 Tim Allen AD for Football Operations
 Chris Dawson Strength and Conditioning

2000 • GLEN MASON

David Gibbs Defensive Coordinator/Secondary
 Mitch Browning Co-Offensive Coord./Tight Ends & Tackles
 Tony Petersen Co-Offensive Coordinator/Quarterbacks
 Vic Adame Running Backs
 Joker Phillips Quarterbacks
 Gordon Shaw Defensive Line
 Jared Smith Guards & Centers
 Mark Snyder Defensive Ends
 Steve Stripling Linebackers
 Tim Allen AD for Football Operations
 Chris Hartman Strength and Conditioning

1999 • GLEN MASON

David Gibbs Defensive Coordinator/Secondary
 Steve Loney Offensive Coordinator/Off. Line
 Vic Adame Running Backs
 Mitch Browning Tight Ends & Tackles
 Tony Petersen Quarterbacks
 Joker Phillips Wide Receivers
 Gordon Shaw Defensive Line
 Mark Snyder Defensive Ends
 Steve Stripling Linebackers
 Tim Allen AD for Football Operations
 Chris Hartman Strength and Conditioning

1998 • GLEN MASON

David Gibbs Defensive Coordinator/Secondary
 Steve Loney Offensive Coordinator/Off. Line
 Vic Adame Wide Receivers
 Steve Axman Quarterbacks
 Mitch Browning Tight Ends
 Reggie Mitchell Running Backs
 Gordon Shaw Defensive Line
 Mark Snyder Defensive Ends
 Steve Stripling Linebackers
 Tim Allen AD for Football Operations
 Chris Hartman Strength and Conditioning

1997 • GLEN MASON

Elliott Uzelac Offensive Coordinator/Off. Line
 David Gibbs Defensive Coordinator/Secondary
 Vic Adame Wide Receivers
 Mitch Browning Tight Ends
 Reggie Mitchell Running Backs
 Gordon Shaw Defensive Line
 Mark Snyder Defensive Ends
 Steve Stripling Linebackers
 Kevin Sumlin Quarterbacks
 Tim Allen AD for Football Operations
 Chris Hartman Strength and Conditioning

1996 • JIM WACKER

Bob DeBesse Offensive Coordinator
 Tim Rose Defensive Coordinator
 Lee Fobbs Outside Linebackers
 Jerry Rosburg Defensive Backs
 Gordon Shaw Offensive Line
 Kevin Sumlin Wide Receivers
 Mark Tommerdahl Special Teams/TEs
 Don Yanowsky Defensive Line
 Jim Zorn Quarterbacks
 Chris Hartman Strength and Conditioning

1995 • JIM WACKER

Bob DeBesse Offensive Coordinator
 Marc Dove Defensive Coordinator
 Scott Brown Linebackers
 Chip Garber Defensive Backs
 Gordon Shaw Offensive Line
 Kevin Sumlin Wide Receivers
 Mark Tommerdahl Special Teams/TEs
 Buddy Wyatt Defensive Line
 Jim Zorn Quarterbacks
 Kevin Yoxall Strength and Conditioning

1994 • JIM WACKER

Bob DeBesse Offensive Coordinator
 Marc Dove Defensive Coordinator
 Scott Brown Defensive Line
 Chip Garber Defensive Backs
 Noel Mazzone Quarterbacks
 Joe Pannunzio Tight Ends
 Gordon Shaw Offensive Line
 Kevin Sumlin Wide Receivers
 Buddy Wyatt Defensive Ends
 Kevin Yoxall Strength and Conditioning

1993 • JIM WACKER

Bob DeBesse Offensive Coordinator
 Marc Dove Defensive Coordinator
 Scott Brown Defensive Line
 Chip Garber Defensive Backs

Noel Mazzone Quarterbacks
 Joe Pannunzio Tight Ends
 Gordon Shaw Offensive Line
 Kevin Sumlin Wide Receivers
 Buddy Wyatt Defensive Ends
 Kevin Yoxall Strength and Conditioning

1992 • JIM WACKER

Bob DeBesse Offensive Coordinator
 Marc Dove Defensive Coordinator
 Scott Brown Offensive Line
 Chris Foerster Defensive Line
 Chip Garber Defensive Backs
 Noel Mazzone Quarterbacks
 Joe Pannunzio Tight Ends
 Charlie Williams Wide Receivers
 Buddy Wyatt Defensive Ends
 Bob Rohde Strength and Conditioning

1991 • JOHN GUTEKUNST

Tom Gadd Defensive Coordinator
 Jim Hueber Offensive Coordinator
 Booker Brooks Wide Receivers
 Chris Cosh Defensive Line
 Robert Matheson Defensive Line
 Vince Okruch Outside Linebackers
 Mike Pendino Offensive Line
 Ed Pinkham Defensive Backs
 George Wemeier Quarterbacks
 Bob Rohde Strength and Conditioning
 Bob Schnelker Volunteer Coach
 Butch Nash Volunteer Coach

1990 • JOHN GUTEKUNST

Tom Gadd Defensive Coordinator
 Jim Hueber Offensive Coordinator
 Booker Brooks Wide Receivers
 Bishop Harris Running Backs
 Robert Matheson Defensive Line
 Vince Okruch Outside Linebackers
 Mike Pendino Offensive Line
 Ed Pinkham Defensive Backs
 George Wemeier Quarterbacks
 Bob Rohde Strength and Conditioning
 Butch Nash Volunteer Coach

1989 • JOHN GUTEKUNST

Dick Biddle Defensive Coordinator/ILBs
 Jim Hueber Offensive Coordinator
 Booker Brooks Wide Receivers
 Bishop Harris Running Backs
 Robert Matheson Defensive Line
 Vince Okruch Defensive Ends
 Ed Pinkham Defensive Backs
 Mal Scanlan Quarterbacks
 George Wemeier Special Teams/TEs
 Bob Rohde Strength and Conditioning
 Butch Nash Volunteer Coach

1988 • JOHN GUTEKUNST

Larry Beckish Offensive Coordinator
 Dick Biddle Defensive Coordinator/ILBs
 Booker Brooks Wide Receivers
 Bishop Harris Running Backs
 Jim Hueber Offensive Line
 Robert Matheson Defensive Line
 Billy Miller Defensive Backs
 Vince Okruch Defensive Ends
 George Wemeier Special Teams/TEs
 Bob Rohde Strength and Conditioning
 Butch Nash Volunteer Coach

1987 • JOHN GUTEKUNST

Larry Beckish Offensive Coordinator
 Dick Biddle Defensive Coordinator/ILBs
 Booker Brooks Wide Receivers
 Bishop Harris Outside Linebackers
 Jim Hueber Offensive Line
 Billy Miller Defensive Backs
 Vince Okruch Running Backs
 John Palermo Defensive Line

ALL-TIME COACHING STAFFS

George Wemeier.....Tight Ends/Special Teams
 Bob Rohde.....Strength and Conditioning
 Butch Nash.....Volunteer Coach

1986 • JOHN GUTEKUNST

Larry Beckish.....Offensive Coordinator
 Dick Biddle.....Defensive Coordinator/LBs
 Booker Brooks.....Wide Receivers
 Bishop Harris.....Outside Linebackers
 Jim Hueber.....Offensive Line
 Billy Miller.....Defensive Backs
 John Palermo.....Defensive Line
 Jim Strong.....Running Backs
 George Wemeier.....Tight Ends/Special Teams
 Vince Okruh ..Administrative Assistant/Recruiting Coord.
 Bob Rohde.....Strength and Conditioning
 Butch Nash.....Volunteer Coach

1985 • LOU HOLTZ

Larry Beckish.....Offensive Coordinator
 John Gutekunst.....Defensive Coordinator
 Dick Biddle.....Inside Linebackers
 Pete Cordelli.....Wide Receivers
 Jim Hueber.....Offensive Line
 John Palermo.....Defensive Line
 George Stewart.....Offensive Line
 Jim Strong.....Running Backs
 George Wemeier.....Outside Linebackers
 Bob Rohde.....Strength and Conditioning
 Butch Nash.....Volunteer Coach
 Vinny Cerrato.....Graduate Assistant
 Ron Cooper.....Graduate Assistant
 Jeff Horton.....Graduate Assistant

1984 • LOU HOLTZ

Larry Beckish.....Offensive Coordinator
 John Gutekunst.....Defensive Coordinator
 Pete Cordelli.....Wide Receivers
 Phil Elmassin.....Defensive Backs
 Jim Hueber.....Offensive Line
 John Palermo.....Defensive Line
 George Stewart.....Offensive Line
 Jim Strong.....Running Backs
 George Wemeier.....Linebackers
 Butch Nash.....Junior Varsity Coach
 Bob Rohde.....Strength and Conditioning
 Vinny Cerrato.....Graduate Assistant
 Greg McMahon.....Graduate Assistant

1983 • JOE SALEM

Chuck Dickerson.....Def. Coordinator/LBs
 Clarence Hudson.....Off. Coor./QBs/WRs
 Lawrence Cooley.....Offensive Line
 Dennis Dixon.....Offensive Line
 Gerald O'Dell.....Linebackers
 Bob Rankin.....Tight Ends
 Jim Sherman.....Defensive Line
 Roger Thomas.....Running Backs
 Louis West.....Defensive Backs
 Bob Rohde.....Strength and Conditioning
 Fred Konrath.....Administrative Assistant

1982 • JOE SALEM

Bruce Vandersall.....Defensive Coordinator
 Charles Baggett.....Wide Receivers
 Bill Happel.....Defensive Backs
 Mike Martz.....Running Backs
 Pat Morris.....Offensive Line
 Paul Olson.....Defensive Ends
 Bob Rankin.....Tight Ends/Quarterbacks
 Mike Wynn.....Defensive Line
 Bob Rohde.....Strength and Conditioning
 Fred Konrath.....Administrative Assistant

1981 • JOE SALEM

Bruce Vandersall.....Defensive Coordinator
 Charles Baggett.....Wide Receivers
 Don Baker.....Running Backs
 Bill Happel.....Defensive Backs
 Pat Morris.....Offensive Line

Paul Olson.....Defensive Ends
 Bob Rankin.....Tight Ends/Quarterbacks
 Mike Wynn.....Defensive Line
 Bob Rohde.....Strength and Conditioning
 Fred Konrath.....Administrative Assistant
 Steve Cunningham.....Part-time Assistant
 Joe Horn.....Part-time Assistant

1980 • JOE SALEM

Bruce Vandersall.....Defensive Coordinator
 Don Baker.....Running Backs
 Jim Clements.....Offensive Line
 Bill Happel.....Administrative Assistant
 Cal Jones.....Defensive Line
 Pat Morris.....Offensive Line
 Butch Nash.....Defensive Ends
 Bob Rankin.....Wide Receivers
 Dan Runkle.....Defensive Backs
 Bob Rohde.....Strength and Conditioning
 Dwight Duncombe.....Part-time Assistant
 Tony Dungy.....Part-time Assistant
 Dan Powers.....Part-time Assistant

1979 • JOE SALEM

Mike Shanahan.....Offensive Coordinator
 Bruce Vandersall.....Defensive Coordinator
 Jim Clements.....Offensive Line
 Cal Jones.....Defensive Line
 Pat Lavin.....Assistant Coach
 Pat Morris.....Offensive Line
 Butch Nash.....Defensive Ends
 Dan Runkle.....Defensive Backs
 Bob Rohde.....Strength and Conditioning
 Jerome Fishbain.....Administrative Assistant
 Tim Burke.....Graduate Assistant
 Dwight Duncombe.....Graduate Assistant
 Dan Powers.....Graduate Assistant

1978 • CAL STOLL

John Coatta.....Offensive Coordinator
 Dick Moseley.....Defensive Coordinator
 Roger French.....Assistant Coach
 Cal Jones.....Defensive Line
 Tim McGovern.....Tight Ends/Part-time
 Pat Morris.....Offensive Line Coach
 Butch Nash.....Ends Coach
 Paul Olson.....Assistant Offensive Coach/WRs
 Bruce Vandersall.....Linebackers
 Ray Zingler.....Assistant Coach

1977 • CAL STOLL

John Coatta.....Assistant Coach
 Roger French.....Assistant Coach
 Cal Jones.....Defensive Line Coach
 Tim McGovern.....Running Backs/Part-time
 Dick Moseley.....Assistant Coach
 Butch Nash.....Ends Coach
 Paul Olson.....Ass't O-Line Coach/Tight Ends
 Adrian Smith.....Part-time Assistant Coach
 Charlie Wade.....Wide Receivers
 Bruce Vandersall.....Linebackers
 Bob Freeburg.....Graduate Assistant
 Art Meadowcroft.....Graduate Assistant

1976 • CAL STOLL

Tom Moore.....Offensive Coordinator/QBs
 Dick Moseley.....Defensive Coordinator
 Charles Elmquist.....Assistant Coach
 Roger French.....Assistant Coach
 Tim McGovern.....Running Backs/Part-time
 Butch Nash.....Ends Coach
 Paul Olson.....Assistant Offensive Line/TES
 Norm Parker.....Interior Defensive Line
 Bruce Vandersall.....Linebacker Coach
 Charlie Wade.....Wide Receivers

1975 • CAL STOLL

Tom Moore.....Offensive Coordinator/QBs
 Dick Moseley.....Defensive Coordinator
 Maurice (Mo) Forte.....Running Backs

Roger French.....Assistant Coach
 Butch Nash.....Ends Coach
 Norm Parker.....Interior Defensive Line
 Bruce Vandersall.....Linebackers Coach
 Charlie Wade.....Wide Receivers

1974 • CAL STOLL

Dick Moseley.....Defensive Coordinator
 Ron Stark.....Offensive Coordinator
 Maurice (Mo) Forte.....Running Backs
 Roger French.....Assistant Coach
 Butch Nash.....Ends Coach
 Norm Parker.....Interior Defensive Line
 Bruce Vandersall.....Linebackers Coach
 Charlie Wade.....Wide Receivers

1973 • CAL STOLL

Dick Moseley.....Defensive Coordinator
 Ron Stark.....Offensive Coordinator/Off. Line
 Maurice (Mo) Forte.....Assistant Coach
 Roger French.....Assistant Coach
 Tom Moore.....Running Backs/Off. Backfield
 Butch Nash.....Ends Coach
 Norm Parker.....Interior Defensive Line
 Bruce Vandersall.....Linebackers Coach

1972 • CAL STOLL

Dick Moseley.....Defensive Coordinator
 Ron Stark.....Offensive Coordinator/Off. Line
 Maurice (Mo) Forte.....Assistant Coach
 Roger French.....Offensive Tackles & Ends
 Tom Moore.....Running Backs/Off. Backfield
 Butch Nash.....Ends Coach
 Norm Parker.....Interior Defensive Linemen
 Bob (Woody) Widenhofer.....Linebackers

1971 • MURRAY WARMATH

Denver Crawford.....Line Coach
 Maurice (Mo) Forte.....Assistant Coach
 Roger French.....Assistant Coach
 Bob Gongola.....Defensive Backfield Coach
 Don Grammer.....Assistant Coach
 Charles (Chip) Litten.....Assistant Coach
 Butch Nash.....Ends Coach
 Lauri Niskanen.....Assistant Coach

1970 • MURRAY WARMATH

Jerry Annis.....Int. Def. Line/LBs Coach
 Denver Crawford.....Line Coach
 Maurice (Mo) Forte.....Assistant Coach
 Roger French.....Assistant Coach
 Bob Gongola.....Defensive Backfield Coach
 Don Grammer.....Assistant Coach
 Butch Nash.....Ends Coach
 Mike Reid.....Assistant Coach

1969 • MURRAY WARMATH

Jerry Annis.....Int. Def. Line/LBs Coach
 Denver Crawford.....Line Coach
 Bob Gongola.....Defensive Backfield Coach
 Don Grammer.....Assistant Coach
 Wally Johnson.....Ass't Coach/Freshmen
 Mike McGee.....Assistant Coach
 Butch Nash.....Ends Coach
 Mike Reid.....Assistant Coach

1968 • MURRAY WARMATH

Jerry Annis.....Int. Def. Line/LBs Coach
 Denver Crawford.....Line Coach
 Bob Gongola.....Defensive Backfield Coach
 Don Grammer.....Assistant Coach
 Wally Johnson.....Ass't Coach/Freshmen
 Mike McGee.....Assistant Coach
 Butch Nash.....Ends Coach
 Mike Reid.....Assistant Coach

1967 • MURRAY WARMATH

Jerry Annis.....Int. Def. Line/LBs Coach
 Denver Crawford.....Line Coach
 Bob Gongola.....Defensive Backfield Coach

ALL-TIME COACHING STAFFS

Don Grammer Assistant Coach
 Wally Johnson Ass't Coach/Freshmen
 Mike McGee Assistant Coach
 Butch Nash Ends Coach
 Mike Reid Assistant Coach

1966 • MURRAY WARMATH

Jerry Annis Int. Def. Line/LBs Coach
 Bob Bossons Offensive Line
 Denver Crawford Line Coach
 Bob Gongola Defensive Backfield Coach
 Don Grammer Assistant Coach
 Wally Johnson Ass't Coach/Freshmen
 Mike Reid Assistant Coach

1965 • MURRAY WARMATH

Jerry Annis Assistant Coach (Centers)
 Bob Bossons Assistant-Offensive Line
 Denver Crawford Line Coach
 Bob Delaney Assistant Coach
 Donald Grammer Offensive Line Coach
 Wally Johnson Ass't Coach/Freshmen
 Butch Nash Ends Coach
 Joe Salem Offensive Backfield

1964 • MURRAY WARMATH

Jerry Annis Assistant Coach (Centers)
 Bob Bossons Defensive Coach
 Denver Crawford Line Coach
 Don Grammer Offensive Line Coach
 Wally Johnson Ass't Coach/Freshmen
 Dick Larson Backfield Coach
 Butch Nash Ends Coach
 Joe Salem Assistant Coach

1963 • MURRAY WARMATH

Jerry Annis Assistant Coach (Centers)
 Bob Bossons Defensive Coach
 Denver Crawford Line Coach
 Don Grammer Offensive Line Coach
 Wally Johnson Ass't Coach/Freshmen
 Dick Larson Backfield Coach
 Butch Nash Ends Coach
 Joe Salem Defensive Coach

1962 • MURRAY WARMATH

Jerry Annis Assistant Coach (Centers)
 Bob Bossons Defensive Coach
 Denver Crawford Line Coach
 Don Grammer Offensive Line Coach
 Wally Johnson Ass't Coach/Freshmen
 Dick Larson Backfield Coach
 Butch Nash Ends Coach
 Joe Salem Assistant Backfield Coach

1961 • MURRAY WARMATH

Jerry Annis Assistant Coach (Centers)
 Bob Bossons Defensive Coach
 Denver Crawford Line Coach
 Don Grammer Offensive Line Coach
 Wally Johnson Ass't Coach/Freshmen
 Dick Larson Backfield Coach
 Butch Nash Ends Coach
 Joe Salem Assistant Backfield Coach

1960 • MURRAY WARMATH

Dick Bortstad Assistant Coach
 Bob Bossons Defensive Coach
 Jim Camp Assistant Coach
 Denver Crawford Line Coach
 Wally Johnson Ass't Coach/Freshmen
 Dick Larson Backfield Coach
 Butch Nash Ends Coach

1959 • MURRAY WARMATH

Bob Bossons Assistant Line Coach
 Jim Camp Head Backfield Coach
 Carleton Carlson Assistant Freshmen Coach
 Denver Crawford Head Line Coach
 Bob Haake Assistant Freshmen Coach
 Wally Johnson Ass't Coach/Freshmen

Dick Larson Assistant Backfield Coach
 Monte Miller Assistant Freshmen Coach
 Butch Nash Ends Coach
 Dave Skrein Assistant Backfield Coach
 Rhody Tuszka Assistant Freshmen Coach

1958 • MURRAY WARMATH

Bob Bossons Assistant Line Coach
 Jim Camp Head Backfield Coach
 Carleton Carlson Assistant Freshmen Coach
 Denver Crawford Head Line Coach
 Bob Haake Assistant Freshmen Coach
 Wally Johnson Ass't Coach/Freshmen
 Dick Larson Assistant Backfield Coach
 Monte Miller Assistant Freshmen Coach
 Butch Nash Ends Coach
 Dave Skrein Assistant Backfield Coach
 Rhody Tuszka Assistant Freshmen Coach

1957 • MURRAY WARMATH

Jim Camp Head Backfield Coach
 Denver Crawford Head Line Coach
 Wally Johnson Ass't Coach/Freshmen
 Ray Malavasi Assistant Coach
 Bill Murphy Assistant Coach
 Butch Nash Ends Coach
 Dave Skrein Assistant Backfield Coach

1956 • MURRAY WARMATH

Bob Blaik Assistant Coach
 Jim Camp Assistant Coach
 Denver Crawford Assistant Coach
 Wally Johnson Assistant Coach
 Ray Malavasi Assistant Coach
 Bill Murphy Assistant Coach
 Butch Nash Assistant Coach

1955 • MURRAY WARMATH

Jim Camp Assistant Coach
 Denver Crawford Line Coach
 Bill Hilderbrand Assistant Coach
 Wally Johnson Ass't Coach/Freshmen
 Bill Murphy Backfield Coach
 Butch Nash Assistant Coach

1954 • MURRAY WARMATH

Denver Crawford Line Coach
 Bill Hilderbrand Assistant Coach
 Wally Johnson Ass't Coach/Freshmen
 Bill Murphy Backfield Coach
 Butch Nash Assistant Coach

1953 • WES FESLER

Loyal Clark Line Coach
 Dick Fisher Backfield Coach
 Wally Johnson Head JV Coach
 John Kulbitski Freshmen Coach
 John McNally Assistant JV Coach
 Butch Nash Assistant Coach
 George "Bud" Svendsen Assistant Coach

1952 • WES FESLER

Loyal Clark Line Coach
 Dick Fisher Backfield Coach
 Wally Johnson Head JV Coach
 John Kulbitski Freshmen Coach
 John Mariucci Assistant Coach
 Butch Nash Assistant Coach
 George "Bud" Svendsen Assistant Coach

1951 • WES FESLER

Loyal Clark Line Coach
 Dick Fisher Backfield Coach
 Butch Nash Assistant Coach
 George "Bud" Svendsen Assistant Coach

1950 • BERNIE BIERMAN

Bert Baston Ends Coach
 Sheldon Beise "B" Team Coach
 Dr. George Hauser Line Coach
 Butch Nash Freshmen Coach

John Roning Backfield Coach
 George "Bud" Svendsen Assistant Coach

1949 • BERNIE BIERMAN

Bert Baston Ends Coach
 Sheldon Beise Assistant Coach
 Dr. George Hauser Line Coach
 Butch Nash Freshmen Coach
 John Roning Backfield Coach
 George Svendsen Assistant Coach

1948 • BERNIE BIERMAN

Bert Baston End Coach
 Sheldon Beise Assistant Coach
 Dr. George Hauser Line Coach
 Butch Nash Freshmen Coach
 John Roning Backfield Coach
 George Svendsen Line Coach

1947 • BERNIE BIERMAN

Bert Baston End Coach
 Dr. George Hauser Line Coach
 Butch Nash "B" Team Coach
 John Roning Freshmen Coach/Assistant End Coach
 George Svendsen Assistant Line Coach
 Dallas Ward Backfield Coach

1946 • BERNIE BIERMAN

Bert Baston End Coach
 Dr. George Hauser Line Coach
 John Roning "B" Squad Coach
 George Svendsen Assistant Line Coach
 Dallas Ward Backfield Coach

1945 • BERNIE BIERMAN

Sheldon Beise Assistant Coach
 Lowell Dawson Backfield Coach
 Dr. George Hauser Line Coach

1944 • DR. GEORGE HAUSER

Lowell (Red) Dawson Backfield Coach
 Jim Kelly Assistant Coach
 Frank Patrick Assistant Coach
 John Scafile Assistant Coach

1943 • DR. GEORGE HAUSER

Lowell (Red) Dawson Backfield Coach
 Jim Kelly Reserve Coach/Scout
 Francis "Pug" Lund Freshmen Coach
 Charles (Bud) Wilkinson Asst. Line Coach

1942 • DR. GEORGE HAUSER

Lowell (Red) Dawson Backfield Coach
 Jim Kelly Reserves/Scouts
 John Roning End Coach
 Charles (Bud) Wilkinson Asst. Backfield/Asst. Line Coach

1941 • BERNIE BIERMAN

Bert Baston End Coach
 Sheldon Beise Backfield Coach
 Sig Harris Coach of Reserves
 Dr. George Hauser Line Coach
 Dallas Ward Freshmen Coach

1940 • BERNIE BIERMAN

Bert Baston End Coach
 Sheldon Beise Backfield Coach
 Sig Harris Coach of Reserves
 Dr. George Hauser Line Coach
 Dallas Ward Freshmen Coach

1939 • BERNIE BIERMAN

Bert Baston End Coach
 Sheldon Beise Backfield Coach
 Sig Harris Reserves Coach/Scout
 Dr. George Hauser Line Coach
 Dallas Ward Freshmen Coach/Scout

1938 • BERNIE BIERMAN

Bert Baston End Coach
 Sheldon Beise Backfield Coach

ALL-TIME COACHING STAFFS

Sig HarrisCoach of Reserves
 Dr. George HauserLine Coach
 Dallas Ward Freshmen Coach

1937 • BERNIE BIERMAN

Bert BastonEnd Coach
 Sheldon BeiseBackfield Coach
 Sig HarrisCoach of Reserves
 Dr. George HauserLine Coach
 Dallas Ward Freshmen Coach

1936 • BERNIE BIERMAN

Bert BastonEnd Coach
 Sheldon BeiseBackfield Coach
 Sig HarrisCoach of Reserves
 Dr. George HauserLine Coach
 Dallas Ward Freshmen Coach

1935 • BERNIE BIERMAN

Bert BastonEnd Coach
 Lowell (Red) DawsonBackfield Coach
 Sig Harris Freshmen Coach
 Dr. George HauserLine Coach

1934 • BERNIE BIERMAN

Bert BastonEnd Coach
 Lowell (Red) DawsonBackfield Coach
 Sig Harris Freshmen Coach
 Dr. George HauserLine Coach

1933 • BERNIE BIERMAN

Elmer Apmann Freshmen Coach
 Bert BastonEnd Coach
 Lowell (Red) DawsonBackfield Coach
 Sherm Finger Freshmen Coach
 Sig HarrisAssistant Coach
 Walter Hass Freshmen Coach
 Dr. George HauserLine Coach
 Fred Howde Freshmen Coach
 Dave MacMillan Freshmen Coach
 Otis McCreery Freshmen Coach
 Clarence Munn Freshmen Coach
 George TuttleAssistant Coach/Freshmen Coach
 Marshall Wells Freshmen Coach

1932 • BERNIE BIERMAN

Bert BastonEnd Coach
 Pat Boland Freshmen Coach
 Lowell (Red) DawsonBackfield Coach
 Sig HarrisAssistant Coach
 Dr. George HauserLine Coach
 Fred Howde Freshmen Coach
 Frank McCormickAssistant Coach
 Otis McCreery Freshmen Coach
 Clarence Munn Freshmen Coach
 Bob Reihsen Freshmen Coach
 George TuttleAssistant Coach/Freshmen Coach

1931 • FRITZ CRISLER

Bert BastonEnds Coach
 Sig Harris Freshmen Coach
 George MacKinnon Asst. Line Coach/Coach of the Reserves
 Frank McCormickBackfield Coach
 Otis McCreeryBackfield Coach
 George Tuttle Freshmen Coach
 Tad WiemanLine Coach

1930 • FRITZ CRISLER

Bert BastonEnd Coach
 Sig Harris Freshmen Coach
 George MacKinnon Asst. Line Coach/Coach of the Reserves
 Frank McCormickBackfield Coach
 Otis McCreeryBackfield Coach
 George Tuttle Freshmen Coach
 Tad WiemanLine Coach

1929 • DR. CLARENCE SPEARS

Dutch BergmanAssistant Coach
 George GibsonAssistant Coach
 Louis GrossAssistant Coach

Eddie LynchAssistant Coach
 George MacKinnonAssistant Coach
 Doc MatchanAssistant Coach

1928-26 • DR. CLARENCE SPEARS

Information not available

1925 • DR. CLARENCE SPEARS

George "Potsy" ClarkBackfield Coach
 Sherm Finger Freshmen Coach
 Louis GrossLine Coach
 Sig HarrisCoach of the Reserves
 Eddie LynchEnd Coach

1924 • WILLIAM SPAULDING

Campbell DicksonEnd Coach
 Merton DunninghamAssistant Coach
 Sherm FingerAssistant Coach
 Len FrankLine Coach
 Harry TaylorAssistant Coach

1923 • WILLIAM SPAULDING

Ray ElliotAssistant Coach
 Len FrankAssistant Coach
 T.N. MetcalfAssistant Coach
 George HauserAssistant Coach
 Blaine McKusickAssistant Coach
 Harry TaylorAssistant Coach

1922 • WILLIAM SPAULDING

"Shorty" Clare LongBackfield Coach
 "Red" LoudonEnd Coach
 Blaine McKusickLine Coach
 Arnold OssBackfield Coach

1921 • DR. HENRY WILLIAMS

Information not available

1920 • DR. HENRY WILLIAMS

Con EklundAssistant Coach
 Leonard FrankAssistant Coach
 Sig HarrisAssistant Coach
 George HauserAssistant Coach
 Lawrence LawlerAssistant Coach
 Russell TollefsonAssistant Coach
 Vern WilliamsAssistant Coach

1919 • DR. HENRY WILLIAMS

Leonard FrankAssistant Coach
 Sig HarrisAssistant Coach
 George HauserAssistant Coach

1918 • DR. HENRY WILLIAMS

Bert BastonEnds Coach
 Sig HarrisAssistant Coach
 Lawrence LawlerAssistant Coach
 Joseph M. SprafkaAssistant Coach

1882—1917:

NO INFORMATION AVAILABLE

ALL-TIME ASSISTANT COACHES

Name	Year(s)	Position(s)	Name	Year(s)	Position(s)
Adamle, Vic	1997-2006	Wide Receivers Coach (97-98) Running Backs Coach (99-06)	Collins, Danny	2017, 19 2018	Quality Control Defensive Graduate Assistant
Addae, Jahmile	2018	Defensive Backs		2020-21	Senior Defensive Analyst
Agpalsa, Daryl	2010-12	Offensive Graduate Assistant		2022-	Safeties
Allen, Tim	1997-2006	Assistant AD for Football Operations	Cooks, Kerry	2005	Defensive Secondary
Anderson, Brian	2011-13	Running Backs	Cooley, Lawrence	1983	Offensive Line
	2014-16	Wide Receivers	Cooper, Keaton	2015-17	Defensive Graduate Assistant
Ankney, Moe	2001-05	Defensive Coordinator/Secondary (2001-02) Asst. Head Coach/Defensive Ends (2002-05)	Cooper, Ron	1985	Graduate Assistant
Annis, Jerry	1961-70	Assistant Coach/Centers (61-65), Linebackers/Defensive Line (66-70)	Cordelli, Pete	1984-1985	Wide Receivers
Appmann, Elmer	1933	Freshmen Coach	Cosgrove, Clint	2007-09	Graduate Assistant
Axman, Steve	1998	Quarterbacks Coach	Cosgrove, Kevin	2009-10	Co-Defensive Coordinator
			Cosh, Chris	1991	Defensive Line
			Crawford, Denver	1954-71	Head Line Coach
Baggett, Charles	1981-82	Wide Receivers	Criner, Mark	2006	Linebackers
Bailey, Carey	2005-06	Defensive Line	Cross, Tim	2007-10	Defensive Line/Assoc. Head Coach
Baker, Don	1980-81	Running Backs	Cundiff, Blake	2005-06	Asst. Strength and Conditioning Coach
Barber, Thomas	2022-	Defensive Graduate Assistant			
Baston, Bert*	1918, 1930-41	End Coach	Davis, Tim	2008^ - 10	Offensive Line/Running Game Coordinator
	1946-50		Dawson, Chris	2001-02	Strength and Conditioning Coach
Beckish, Larry	1984-88	Offensive Coordinator	Dawson, Lowell	1932-35, '42-45	Backfield Coach
Beise, Sheldon*	1936-41	Backfield Coach (36-41), Assistant Coach (45, 48-49), "B" Team Coach (50)	DeBesse, Bob	1992-96	Offensive Coordinator
	1945		Delany, Bob	1965	Assistant Coach
	1948-50		Dickerson, Chuck	1983	Defensive Coordinator, Linebackers
Bergman, Dutch	1929	Assistant Coach	Dickson, Campbell	1924	End Coach
Biddle, Dick	1985-89	Inside Linebackers (85-89), Defensive Coordinator (86-89)	Dixon, Dennis	1983	Offensive Line Coach
			Dove, Marc	1992-95	Defensive Coordinator
Bindelglass, Andrew	2019-21	Defensive Graduate Assistant	Dunbar, Mike	2007-08	Assistant Head Coach/Offensive Coordinator
	2022-	Defensive Quality Control	Duncombe, Dwight	1979	Graduate Assistant
Blaik, Bob	1956	Assistant Coach	Dunningan, Merton	1924	Assistant Coach
Boland, Pat	1932	Freshmen Coach	Dyer, Chris	1999-2000	Graduate Assistant
Borstad, Dick	1960	Assistant Coach	^ - Joined staff prior to 2008 Insight Bowl		
Bossons, Bob	1958-66	Assistant Line Coach (58-59), Defensive Coach (60-64), Assistant Offensive Line Coach (65-66)	Eklund, Con	1920	Assistant Coach
			Elliot, Ray	1923	Assistant Coach
Bostad, Bob	1994-95	Graduate Assistant Coach	Elmassian, Phil	1984	Defensive Backs
Bowen, Clint	1997	Graduate Assistant Coach	Elmquist, Charles	1976	Assistant Coach
Bray, Craig	2006	Defensive Secondary	Emerich, Jason	2018-19	Offensive Graduate Assistant
Brooks, Booker	1986-91	Wide Receivers			
Brown, Scott	1992-95	Defensive Line (92-94), Linebackers ('95)	Faus, Nick	2022-	Offensive Graduate Assistant
			Finger, Sherm	1924-25, 1933	Assistant Coach (24-25), Freshmen Coach (25, 33)
Browning, Mitch	1997-2006	Tight Ends/Recruiting Coord. (1997-98), Tight Ends/Off. Tackles (1999) Co-Offensive Coordinator/Tight Ends/ Offensive Tackles (2000-05) Offensive Coordinator (2006)	Fisch, Jedd	2009	Offensive Coordinator
			Fishbain, Jerome	1979	Administrative Assistant
Burke, Tim	1979	Graduate Assistant	Fisher, Dick	1951-53	Backfield Coach
Burns, Kenni	2017-18	Running Backs	Fobbs, Lee	1996	Outside Linebacker Coach
	2019-	Running Backs/Assistant Head Coach	Foerster, Chris	1992	Offensive Line Coach
Burrow, Jeff	2003-04	Graduate Assistant	Forté, Maurice "Mo"	1970-75	Assistant Coach (70-74), Running Backs (75)
Butler, John	2007-10	Linebackers/Special Teams			
			Frank, Len	1919-20 1923-24	Assistant Coach (19, 20, 23) Line Coach (24)
Callahan, Brian	2017	Tight Ends	Freeburg, Bob	1977	Graduate Assistant Coach
	2018	Offensive Line	French, Roger	1970-78	Assistant Coach/ Offensive Tackles & Ends
	2019-	Offensive Line/Run Game Coordinator			
Camp, Jim	1955-1960	Assistant Coach/Backfield Coach	Gadd, Tom	1990-91	Defensive Coordinator
Carey, Rod	2000	Graduate Assistant	Garber, Chip	1992-95	Defensive Backs
Carlson, Carelton	1958-1959	Assistant Freshmen Coach	Gelber, Jason	2002	Graduate Assistant
Carter, Jeremiah	2005-06	Quality Control	Gibbs, David	1997-2000	Defensive Coordinator/Secondary
Celiscar, Donald	2018-19	Defensive Graduate Assistant	Gibson, George	1929	Assistant Coach
Cerrato, Vinny	1984-1985	Graduate Assistant	Gigli, Jordan	2007-10	Defensive Quality Control
Chance, Rod	2019	Cornerbacks	Gongola, Bob	1966-71	Defensive Backs
Chandler, Dwayne	2001-06	Strength and Conditioning Assistant (2001-02) Head Strength and Conditioning Coach (2003-06)	Goodwin, Chris	2000-01	Graduate Assistant
			Grammer, Don	1961-71	Offensive Line
Chernoff, Gerrit	2017-20	General Manager	Griffin, Nate	2011-15	Offensive Quality Control
	2020-	Assistant AD / General Manager	Grimes, Lee	2016	Offensive Graduate Assistant
Chism, Mike	1997-1998	Graduate Assistant	Gross, Louis	1925, 1929	Line Coach
	2003	Strength and Conditioning Coach	Gutekunst, John	1984-85	Defensive Coordinator
	2017-19	Offensive Coordinator/Quarterbacks			
	2022-	Offensive Coordinator/Quarterbacks	Haake, Bob	1958-59	Assistant Freshmen Coach
Claeys, Tracy	2011-15	Defensive Coordinator	Haley, Brick	2022-	Defensive Line
Clark, Adam	2014-16	Director of Football Operations	Hammock, Thomas	2007-10	Co-Offensive Coord. (2010)/Running Backs
Clark, Lyrall	1951-1953	Line Coach	Hanson, Cory	2014-15	Defensive Graduate Assistant
Clark, George "Potsy"	1925	Backfield Coach	Happel, Bill	1981-82	Defensive Backs
Clements, Jim	1979-1980	Offensive Line Coach	Harasymiak, Joe	2018-19^ 2020-21	Defensive Backs/Safeties Defensive Backs, Safeties, Co-Defensive Coordinator
Coatta, John	1977-1978	Asst. Coach (77), Offensive Coordinator (78)			
Cole, Jeremy	2017-20	Assistant Strength and Conditioning	Harbaugh, Gregory	2017, 19 2022-	Offensive Quality Control Tight Ends

ALL-TIME ASSISTANT COACHES

Name	Year(s)	Position(s)	Name	Year(s)	Position(s)
Harris, Bishop	1986-90	Outside Linebackers (86-87), Running Backs (88-90)	Matute, Angel	2022-	Offensive Graduate Assistant
Harris, Sig	1918-20	Assistant Coach	Mazzone, Noel	1992-94	Quarterback Coach
	1925	Coach of the Reserves	McElroy, Mike	2014-15	Defensive Graduate Assistant
	1930-41	Freshmen Coach (30-34), Coach of the Reserves (35-41)	McClintock, Ken	1996	Graduate Assistant
Hass, Walter	1933	Freshmen Coach	McCormick, Frank	1930-32	Backfield Coach
Hartman, Chris	1996-2000	Strength & Conditioning Coach	McCreery, Otis	1930-33	Backfield Coach (30-31), Freshmen Coach (32-33)
Hauser, Dr. George*	1919-23	Assistant Coach (19, 20, 23)	McDaniels, Ben	2004-05	Graduate Assistant
	1932-41	Line Coach	McDonald, George	2007-08	Wide Receivers
	1945-50		McGee, Mike	1967-69	Assistant Coach
Haynes, Paul	2020-21	Cornerbacks	McGovern, Tim	1976-78	Running Backs (76-77), Running Backs/Tight Ends (78)
	2022-	Cornerbacks/Co-Defensive Coordinator	McKusick, Blaine	1922-23	Line Coach
Hestness, Seth	2020-21	Offensive Graduate Assistant	McMahon, Greg	1984	Graduate Assistant
Hightower, Richard	2009	Wide Receivers	McNally, John	1953	Assistant JV Coach
Hilderbrand, Bill	1954-55	Assistant Coach	Meadowcroft, Art	1977	Graduate Assistant
Hill, Mark	2007-10	Head Strength and Conditioning Coach	Metcalf, T.N.	1923	Assistant Coach
Hippe, Adam	2015-16	Defensive / Special Teams Graduate Asst.	Meyer, Phil	2007-08	Offensive Line
Horton, Jeff	1985	Graduate Assistant	Miller, Bart	2016	Offensive Line
	2010	Co-Offensive Coord., Interim Head Coach	Miller, Bill	1986-88	Defensive Backs
Hovde, Fred	1932-33	Freshmen Coach		2011-13	Linebackers, Assistant Head Coach
Hudson, Clarence	1983	Offensive Coordinator, Quarterbacks & Wide Receivers	Miller, Monte	1958-59	Assistant Freshmen Coach
		Offensive Line Coach (84-88), Offensive Coordinator (89-91)	Miller, Warren	2005-06	Quality Control
Hueber, Jim	1984-91	Linebackers/Recruiting Coordinator (2001-02) Defensive Coordinator/Linebackers (2002-04)	Mitchell, Reggie	1997-98	Running Backs
Hudson, Greg	2001-04		Morgan, Desmond	2019	Special Teams Quality Control
^ - Joined staff prior to 2018 Quick Lane Bowl			Moore, Tom	1972-73	Offensive Backfield Coach (72-73), Offensive Coordinator (75-76), Quarterbacks (75-76)
				1975-76	Offensive Coordinator (75-76), Quarterbacks (75-76)
Jackson, Jim	2007-09	Graduate Assistant	Monroe, Marty	1994-95	Graduate Assistant
Johnson, Chaka	2000	Graduate Assistant	Morris, Pat	1978-82	Offensive Line
Johnson, Jay	2016	Offensive Coordinator	Moseley, Dick	1972-78	Defensive Coordinator
Johnson, Wally	1952-69	Head JV Coach (52-53), Assistant Coach-Varsity/ Head Freshmen Coach (54-69)	Moulton, Drew	2017-18	Offensive Graduate Assistant
			Munn, Clarence	1932-33	Freshmen Coach
			Murphy, Bill	1954-57	Assistant Coach/Backfield Coach
Jones, Cal	1977-80	Defensive Line	Nash, Butch	1947-80	"B" Team Coach (47), Freshmen Coach (48-50), Ends Coach (51-80)
Jones, Kevin	1996	Graduate Assistant Coach			
Jones, Willie	2021-	Assistant Director of Athletic Performance		1984-91	JV Coach (84), Volunteer Coach (85-91)
Jordan, Keith	2016	Special Teams Quality Control	Nelson, Jesse	2010	Defensive Graduate Assistant
			Nichol, Dan	2017-	Head Strength and Conditioning
Kekuewa, Keli'ikuewa	2017	Offensive Graduate Assistant	Niedermann, Jacob	2019-	Assistant Strength and Conditioning
Kelly, Jim	1942-44	Coach of the Reserves/Scout	Niskanen, Lauri	1971	Assistant Coach
Klein, Eric	2011-16	Head Strength and Conditioning	Nunez, Jay	2013-15	Special Teams Quality Control
Konrath, Fred	1981-83	Administrative Assistant	Nye, Jacob	2019-21	Offensive Graduate Assistant
Kostich, Shawn	2011-13	Defensive Graduate Assistant			
Kulbitski, John	1952-53	Freshmen Coach	O'Brien, Dan	2008-13	Assoc. AD For Football / Director of Football Operations
				2015^-16	Asst. Defensive Backs / Co-Special Teams Coord. / Asst. to the Head Coach
Larson, Dick	1958-64	Assistant Backfield Coach (58-59), Backfield Coach (60-64)	O'Dell, Gerald	1983	Linebackers
Lavin, Pat	1979	Assistant Coach	Olson, Paul	1981-82	Defensive Ends
Lawler, Lawrence	1918, 1920	Assistant Coach		1976-78	Offensive Assistant Coach (76-78), Offensive Ass't/Tight Ends (76-77), Offensive Assistant/Wide Receivers (78)
Lee, Ronnie	2007-10	Defensive Backs (2007-10), Co-Defensive Coordinator (2009-10)	Olson, Trevor	2013-15	Offensive Graduate Assistant
			Okruh, Vince	1986-91	Administrative Assistant (86), Running Backs (86), Defensive Ends (88-89), Outside Linebackers (90-91)
Lewis, Derek	2007-10	Tight Ends	Oss, Arnold	1922	Backfield Coach
Limegrover, Matt	2011-15	Offensive Coordinator/Offensive Line	^ - Joined staff prior to 2015 Quick Lane Bowl		
Linguist, Maurice	2017	Defensive Backs	Palermo, John	1984-87	Defensive Line
Lippincott, David	2003-04	Graduate Assistant	Panagos, Jim	2019	Defensive Line
Litten, Charles (Chip)	1971	Assistant Coach	Pannunzio, Joe	1992-94	Tight Ends Coach
Lockwood, David	2002-06	Defensive Secondary (2002) Def. Secondary/Recruiting Coord. (2002-04) Defensive Coordinator (2005-06)	Parker, David	2017	Defensive Graduate Assistant
				2018	Quality Control
Loney, Steve	1998-99	Offensive Coordinator	Parker, Norm	1972-76	Interior Defensive Line
Long, Clare "Shorty"	1922	Backfield Coach	Patrick, Frank	1944	Assistant Coach
Louden, "Red"	1922	Ends Coach	Patterson, Clay	2018-21	Tight Ends
Lund, Francis "Pug"	1943	Freshmen Coach	Pawola, Christian	2022-	Defensive Graduate Assistant
Lynch, Eddie	1925-29	Ends Coach	Paup, Bryce	2016-17	Defensive Line
			Peagler, William	2016	Offensive Quality Control
MacKinnon, George	1929-31	Assistant Line Coach/ Coach of the Reserves	Pearson, Chad	2011-16	Assistant Strength and Conditioning
			Pendino, Mike	1990-91	Offensive Line
MacMillan, Dave	1933	Freshmen Coach	Peoples, Will	2007-10	Assistant Strength and Conditioning
Majewski, Tyler	2020-21	Special Teams Quality Control	Perry, Dustin	2012-16	Assistant Strength and Conditioning
Mauri, Ryan	2013-14	Offensive Graduate Assistant			
Malavasi, Ray	1956-57	Assistant Coach			
Mariucci, John	1952	Assistant Coach			
Martz, Mike	1982	Running Backs			
Matchan, Doc	1929	Assistant Coach			
Matheson, Robert	1988-91	Defensive Line			

ALL-TIME ASSISTANT COACHES

Name	Year(s)	Position(s)	Name	Year(s)	Position(s)
Petersen, Tony	1999-2006	Quarterbacks (1999) Co-Offensive Coordinator/QBs (2000-05) Passing Game/Quarterbacks (2006)	Svendsen, George	1946-53	Assistant Line Coach (46-47), Head Line Coach (48-50) Assistant Coach (1951-53) Defensive Quality Control
Phelps, Jeff	2011-16	Defensive Line	Svendsen, Earl "Bud"	1951-53	Assistant Coach (1951-53)
Phillips, Joe "Joker"	1999-2000	Wide Receivers	Szucs, Terry	2015-16	Defensive Quality Control
Pinkham, Ed	1989-91	Defensive Backs	Taylor, Harry	1923-24	Assistant Coach
Poore, Pat	2011-13	Wide Receivers	Taylor, Randy	2007	Director of Football Operations
	2014-16	Running Backs	Thomas, Roger	1983	Running Backs
Powers, Dan	1979	Graduate Assistant	Thompson, Shea	2012-15	Assistant Strength and Conditioning
Priester Jr., Michael	2018	Steam Teams Graduate Assistant	Thompson, Kane	2013-16	Assistant Strength and Conditioning
Rankin, Bob	1980-83	Wide Receivers (1980), Tight Ends/Quarterbacks (81-82), Tight Ends (83)	Thoren, Jason	2002-03	Graduate Assistant
	1993	Graduate Assistant	Tollefson, Russell	1920	Assistant Coach
Reid, Mike	1966-70	Assistant Coach	Tommerdahl, Mark	1995-96	Special Teams Coach/Tight Ends
Reihnen, Bob	1932	Freshmen Coach	Tressel, Luke	2002-06	Graduate Assistant (2002-04) Wide Receivers (2005-06)
Reeves, Rob	2011-16	Tight Ends/H-Backs	Tuttle, George	1930-33	Assistant Coach/Freshmen Coach
Rice, Melvin	2012-14	Defensive Quality Control	Turner, David	2001	Defensive Ends
Robbins, CJ	2020-21	Defensive Graduate Assistant	Tuszka, Rhody	1958-59	Assistant Freshmen Coach
Rohde, Bob	1979-92	Strength and Conditioning Coach			
Roning, John*	1942	Ends Coach (1942), "B" Squad Coach (46), Freshmen Coach/Ass't End Coach (47), Backfield Coach (48-50)	Uzelac, Elliot	1997	Offensive Coordinator
	1946-50	Quality Control			
Rossi, Joe	2017	Defensive Coordinator / Linebackers	Vandersall, Bruce	1973-1982	Linebackers Coach (74-78), Defensive Coordinator (79-82) Graduate Assistant
	2018-	Defensive Coordinator	Varness, Vince	2001-2002	Graduate Assistant
Roof, Ted	2008	Defensive Coordinator	Wade, Charlie	1974-77	Wide Receivers Coach
Rosburg, Jerry	1996	Defensive Backs Coach	Walker, Pat	2021-	Assistant Performance Graduate Assistant
Rose, Tim	1996	Defensive Coordinator	Ward, Dallas*	1936-41, 1946-47	Freshmen Coach Backfield Coach
Roskos, Greg	2007-08	Offensive Quality Control	Warinner, Ed	2016-17	Offensive Line
Runkle, Dan	1979-80	Defensive Backs Coach	Wasilewski, Marcus	2017-18	Assistant Strength and Conditioning
			Watson, Steve	2010	Wide Receivers
Salem, Joe	1961-65	Assistant Backfield Coach (61-62), Defensive Coach (63), Assistant Coach (64), Offensive Backfield Coach (65)	Weber, Adam	2015-16	Offensive Graduate Assistant
			Weiden, Peter	2017	Director of Operations
Sanford Jr., Mike	2020-21	Offensive Coordinator / Quarterbacks	Wells, Marshall	1933	Freshmen Coach
Sapanaro, Dan	2005-06	Graduate Assistant	Wemeier, George	1984-91	Linebackers Coach (84), Outside Linebackers (85), Tight Ends & Special Teams (86-89), Quarterbacks (90-91)
Sauter, Cory	2006	Graduate Assistant			
Sawwel, Jay	2011-15	Defensive Backs/Special Teams	Wenger, Rob	2017-19	Special Teams Coordinator Special Teams Coordinator / Rush Ends
	2015-16	Defensive Coordinator	West, Louis	2020-	Defensive Backs
Scafide, John	1944	Assistant Coach	West, Marcus	2018	Defensive Line Pass Rush Specialist
Scanlan, Mal	1989	Quarterbacks	Widenhofer, Bob	1972	Linebackers
Schade, Bob	1993	Graduate Assistant	Wieman, Tad	1930-31	Line Coach
Schmelker, Bob	1991	Volunteer Coach	Wilkinson, Charles	1942-43	Assistant Line/Assistant Backfield
Schumacher, Ben	2013, 2018-	Assistant Strength and Conditioning	Williams, Charlie	1992	Wide Receivers Coach
Shanahan, Mike	1979	Offensive Coordinator	Williams, Troy	2016	Assistant Strength Coach
Shaw, Gordon	1993-2006	Offensive Line (1993-96), Defensive Line (97-2000) Guards and Centers (2001-06)	Williams, Vern	1920	Assistant Coach
			Wilson, Richard	2001-04	Wide Receivers
Sheehan, Brian	2022-	Offensive Quality Control	Wilt, Chad	2020-21	Defensive Line
Sheppard, Brian	2020-21	Offensive Quality Control	Withers, Everett	2007	Defensive Coordinator
Sherels, Mike	2013	Defensive Graduate Assistant	Wyatt, Buddy	1992-94	Defensive End
	2014-16	Linebackers	Wynn, Mike	1981-82	Defensive Line
	1983	Defensive Line			
Sherman, Jim	1957-59	Assistant Backfield Coach,	Yanowsky, Don	1996	Defensive Line Coach
Skrien, Dave	1992-95	Administrative Assistant	Yearby, Tyler	2011-12	Assistant Strength and Conditioning
	2018	Quality Control	Yoxall, Kevin	1993-95	Strength and Conditioning Coach
Siciliano, Nick	2001-06	Defensive Line			
Sims, Tom	2001-06	Defensive Line	Zebrowski, Jim	2011-15	Quarterbacks
Simon, Matt	2017-19	Receivers	Zingler, Ray	1978	Assistant Coach
	2020-	Receivers / Co-Offensive Coordinator	Zorn, Jim	1995-96	Quarterbacks Coach
Smith, Adrian	1977	Part-time Assistant Coach			
Smith, Jared	1999-2000	Graduate Assistant (1999) Guards and Centers (2000)			
	2017-18	Defensive Coordinator			
Smith, Robb	2022-	Defensive Coordinator			
Smith, Ryan	1997-2000	Special Teams Quality Control			
Snyder, Mark	2009-10	Defensive Ends			
Sorrentino, Tony	2009-10	Offensive Quality Control			
Sprafka, Joseph	1918	Assistant Coach			
Stark, Ron	1972-74	Assistant Coach Offensive Coordinator (1972-74), Offensive Line Coach (1972-73)			
	1984-85	Offensive Line Coach			
Stewart, George	1997-2000	Linebackers (1997-98) Linebackers/Recruiting Coord. (99-2000)			
Stripling, Steve	1997-2000	Linebackers (1997-98) Linebackers/Recruiting Coord. (99-2000)			
	1984-86	Running Backs			
Strong, Jim	1993-97	Wide Receivers (1993-96), Quarterbacks (97)			
Sumlin, Kevin	1993-97	Wide Receivers (1993-96), Quarterbacks (97)			

*Coaches who served in World War II

H O M E C O M I N G R E S U L T S

HOMECOMING RESULTS vs. OPPONENTS

	W	L	T	Pct.
Bowling Green	0	1	0	.000
Chicago	1	0	0	1.000
Illinois	7	4	1	.625
Indiana	6	2	0	.750
Iowa	10	4	0	.714
Michigan	6	7	0	.462
Michigan State	5	3	0	.625
Nebraska	1	1	0	.500
Northwestern	9	8	2	.526
Ohio	1	0	0	1.000
Ohio State	0	4	0	.000
Pittsburgh	1	0	0	1.000
Purdue	7	3	0	.700
Rutgers	1	0	0	1.000
USC	1	0	0	1.000
Vanderbilt	1	0	0	1.000
Wisconsin	3	2	0	.600
Total	60	39	3	.602

1914*	UM 14, Wisconsin 3
1919	UM 6, Illinois 10
1920	UM 0, Michigan 3
1921	UM 7, Iowa 41
1922	UM 0, Wisconsin 14
1923*	UM 20, Iowa 7
1924	UM 0, Michigan 13
1925*	UM 33, Iowa 0
1926	UM 6, Michigan 7
1927*	UM 38, Iowa 0
1928*	UM 33, Chicago 7
1929	UM 6, Michigan 7
1930	UM 6, Northwestern 27
1931*	UM 14, Wisconsin 0
1932*	UM 7, Northwestern 0
1933*	UM 19, Iowa 7
1934*	UM 34, Michigan 0
1935*	UM 21, Northwestern 13
1936*	UM 52, Iowa 0
1937	<i>No game</i>
1938*	UM 7, Michigan 6
1939	UM 20, Ohio State 23
1940*	UM 34, Iowa 6
1941*	UM 8, Northwestern 7
1942*	UM 16, Michigan 14
1943	UM 7, Purdue 14
1944	UM 14, Northwestern 14
1945*	UM 30, Northwestern 7
1946*	UM 13, Purdue 7
1947*	UM 26, Purdue 21
1948*	UM 30, Indiana 7
1949	UM 7, Purdue 13
1950	UM 0, Iowa 13
1951*	UM 39, Nebraska 20
1952*	UM 17, Iowa 7
1953*	UM 28, Indiana 20
1954*	UM 19, Michigan State 13
1955*	UM 25, Southern Cal 19
1956*	UM 9, Pittsburgh 6
1957*	UM 34, Indiana 0
1958	UM 8, Illinois 20
1959*	UM 20, Vanderbilt 6
1960*	UM 21, Illinois 10
1961*	UM 23, Michigan 20
1962*	UM 17, Illinois 0
1963*	UM 6, Michigan 0
1964	UM 0, Illinois 14
1965*	UM 14, Michigan 13
1966*	UM 17, Iowa 0
1967*	UM 21, Michigan State 0
1968*	UM 17, Illinois 0
1969	UM 7, Ohio State 34
1970*	UM 23, Michigan State 13
1971	UM 7, Michigan 35

1972*	UM 43, Iowa 14
1973	UM 7, Michigan 34
1974*	UM 23, Iowa 17
1975	UM 15, Michigan State 38
1976*	UM 29, Illinois 14
1977*	UM 14, Northwestern 7
1978*	UM 32, Indiana 31
1979	UM 17, Illinois 17
1980	UM 14, Michigan 37
1981*	UM 35, Northwestern 23
1982	UM 21, Indiana 40
1983	UM 17, Wisconsin 56
1984	UM 28, Northwestern 31
1985	UM 19, Ohio State 23
1986*	UM 44, Northwestern 23
1987	UM 17, Indiana 18
1988	UM 28, Northwestern 28
1989*	UM 35, Purdue 15
1990*	UM 35, Northwestern 25
1991*	UM 6, Purdue 3
1992	UM 15, Michigan State 20
1993*	UM 28, Wisconsin 21
1994	UM 31, Northwestern 37
1995	UM 17, Northwestern 27
1996	UM 9, Michigan State 27
1997	UM 3, Ohio State 31
1998*	UM 19, Michigan State 18
1999	UM 28, Purdue 33
2000	UM 35, Northwestern 41
2001*	UM 28, Michigan State 19
2002*	UM 45, Northwestern 42
2003*	UM 55, Indiana 7
2004*	UM 45, Illinois 0
2005*	UM 42, Purdue 35 (OT)
2006*	UM 63, Indiana 26
2007	UM 17, Illinois 44
2008	UM 17, Northwestern 24
2009*	UM 35, Purdue 20
2010	UM 28, Northwestern 29
2011	UM 14, Nebraska 41
2012	UM 13, Northwestern 21
2013	UM 7, Iowa 23
2014*	UM 39, Purdue 38
2015*	UM 27, Ohio 24
2016*	UM 34, Rutgers 32
2017*	UM 24, Illinois 17
2018	UM 31, Iowa 48
2019*	UM 40, Illinois 17
2020	<i>No game</i>
2021	UM 10, Bowling Green 14

* Indicates Minnesota victories

YEAR-BY-YEAR RECORDS

ALL-TIME COACHING RECORDS

Coach	Seasons	Years	Won	Lost	Tied	Pct.
Thomas Peebles	1	1883	1	2	0	.333
Fredrick Jones	3	1886-88	3	3	0	.500
D.W. McCord, Al McCord, F. Heffelfinger, B. Morse	1	1889	3	1	0	.750
Tom Eck	1	1890	5	1	1	.833
Ed "Dad" Moulton	1	1891	3	1	1	.750
"Wallie" Winter	1	1893	6	0	0	1.000
Tom Cochrane Jr.	1	1894	3	1	0	.750
Walt "Pudge" Heffelfinger	1	1895	7	3	0	.700
Alexander Jerrems	2	1896-97	12	6	0	.667
Jack Minds	1	1898	4	5	0	.444
John Harrison, William C. Leary	1	1899	6	3	2	.682
Henry L. Williams	22	1900-21	136	33	11	.786
William Spaulding	3	1922-24	11	7	4	.611
Clarence Spears	5	1925-29	28	9	3	.757
Herbert "Fritz" Crisler	2	1930-31	10	7	1	.588

1882 Record: 1-1

Coach: None

Date	UM	Opp.
9/29	W 4	Hamline
	L 0	Hamline
	4	2

1883 Record: 1-2

Coach: Thomas Peebles (1st)

Date	UM	Opp.
	L 2	Carleton
11/3	W 5	Hamline
	L 2	Ex-Collegiates
	9	8

1884 and 1885 (no games)

1886 Record: 0-2

Coach: Fredrick S. Jones (1st)

Date	UM	Opp.
	L 5	at Shattuck
	L 8	Shattuck
	13	27

1887 Record: 2-0

Coach: Fredrick S. Jones (2nd)

Date	UM	Opp.
	W 8	Minneapolis High
	W 14	Alumni
	22	0

1888 Record: 1-1

Coach: Fredrick S. Jones (3rd)

Date	UM	Opp.
10/28	L 8	at Shattuck
10/31	W 14	Shattuck
	22	16

1889 Record: 3-1

Coach: D.W. McCord, Al McCord, Frank Heffelfinger, Billy Morse

Date	UM	Opp.
10/5	W 2	Ex-Collegiates
10/26	W 10	Ex-Collegiates
11/11	L 8	at Shattuck
11/20	W 26	Shattuck
	46	28

Coach	Seasons	Years	Won	Lost	Tied	Pct.
Bernie Bierman	16	1932-41, 45-50	93	35	6	.727
George Hauser	3	1942-44	15	11	1	.577
Wes Fesler	3	1951-53	10	13	4	.435
Murray Warmath	18	1954-71	87	78	7	.526
Cal Stoll	7	1972-78	39	39	0	.500
Joe Salem	5	1979-83	19	35	1	.352
Lou Holtz	2	1984-85	10	12	0	.455
John Gutekunst	6+	1986-91	29	36	2	.441
Jim Wacker	5	1992-96	16	39	0	.291
Glen Mason	10	1997-2006	64	57	0	.529
Tim Brewster	3+	2007-10	15	30	0	.333
Jeff Horton (interim)	<1	2010	2	3	0	.400
Jerry Kill	4+	2011-15	29	29	0	.500
Tracy Clays	<2	2015-16	11	8	0	.578
P.J. Fleck	5	2017-	35	23	0	.603

1890 Record: 5-1-1

Coach: Tom Eck (1st)

Date	UM	Opp.
10/27	W 44	at Hamline
11/3	W 58	at Shattuck
11/5	T 0	Ex-Collegiates
11/8	W 18	Grinnell
11/15	W 63	Wisconsin
11/19	L 11	Ex-Collegiates
11/29	W 14	Ex-Collegiates
	208	33

1891 Record: 3-1-1

Coach: Edward "Dad" Moulton (1st)

Date	UM	Opp.
10/17	L 0	Ex-Collegiates
10/24	W 26	Wisconsin
10/31	T 12	at Grinnell
11/2	W 42	at Iowa
11/14	W 22	Grinnell
	102	46

1892 Record: 5-0

Coach: None

Date	UM	Opp.
10/1	W 18	Ex-Collegiates
10/17	W 14	Michigan
10/22	W 40	Grinnell
10/29	W 32	Wisconsin
11/8	W 16	at Northwestern
	122	92

1893 Record: 6-0

Coach: "Wallie" Winter (1st)

Date	UM	Opp.
10/14	W 12	Kansas
10/21	W 36	Grinnell
10/24	W 10	at Hamline
10/28	W 34	at Michigan
10/30	W 16	at Northwestern
11/11	W 40	Wisconsin
	148	38

YEAR-BY-YEAR RECORDS

1894 Record: 3-1

Coach: Tom Cochrane Jr. (1st)

Date	UM	Opp.	
10/13	W 10	Grinnell	2
10/27	W 24	Purdue	0
11/10	W 40	Beloit	0
11/17	L 0	at Wisconsin	6
	74		8

1895 Record: 7-3

Coach: Walt "Pudge" Heffelfinger (1st)

Date	UM	Opp.	
9/29	W 20	Mpls. Central H.S.	0
10/5	L 4	Grinnell	6
10/12	W 6	Boat Club	0
10/19	W 24	Iowa State	0
10/25	W 10	at Chicago	6
10/29	L 4	at Purdue	16
11/2	W 40	Macalester	0
11/16	W 14	Wisconsin	10
11/23	L 0	at Michigan (at Detroit)	20
11/28	W 14	Ex-Collegiates	0
	136		58

1896 Record: 8-2 (1-2/5th)

Coach: Alexander Jerrems (1st)

Date	UM	Opp.	
9/19	W 34	at South High	0
9/26	W 50	Mpls. Central H.S.	0
10/3	W 16	Carleton	6
10/10	W 12	Grinnell	0
10/17	W 14	Purdue	0
10/24	W 18	Iowa State	6
10/31	W 8	Ex-Collegiates	0
11/7	L 4	Michigan	6
11/21	L 0	at Wisconsin	6
11/28	W 12	at Kansas	0
	168		24

1897 Record: 4-4 (0-3/16th)

Coach: Alexander Jerrems (2nd)

Date	UM	Opp.	
9/25	W 22	South High	0
10/2	W 26	Macalester	0
10/9	W 48	Carleton	6
10/16	W 6	Grinnell	0
10/23	L 10	Iowa State	12
10/30	L 0	Wisconsin	39
11/13	L 0	at Michigan	14
11/25	L 0	at Purdue	6
	112		77

1898 Record: 4-5 (1-2/5th)

Coach: Jack Minds (1st)

Date	UM	Opp.	
10/1	W 32	Carleton	0
10/5	L 0	Alumni	5
10/8	W 12	Rush Medical Center	0
10/15	L 6	Grinnell	16
10/22	L 0	Iowa State	6
10/29	L 0	at Wisconsin	28
11/5	W 15	North Dakota	0
11/12	W 17	Northwestern	6
11/24	L 10	Illinois	11
	92		72

1899 Record: 6-3-2 (0-3/16th)

Coach: John Harrison & William C. Leary (1st)

Date	UM	Opp.	
9/26	W 20	Mpls. Central H.S.	0
10/3	W 29	Macalester	0
10/7	W 40	Shattuck	0
10/14	W 35	Carleton	5
10/21	W 6	Iowa State	0
10/28	T 5	Grinnell	5
11/4	L 5	Northwestern	11
11/8	W 6	Alumni	5
11/11	T 5	Beloit	5
11/18	L 0	Wisconsin	19
11/25	L 0	at Chicago	29
	151		79

1900 Record: 10-0-2 (3-0-1/1st)

Coach: Henry L. Williams (1st)

Date	UM	Opp.	
9/15	T 0	Central High	0
9/22	W 26	St. Paul Central H.S.	0
9/26	W 66	Macalester	0
9/29	W 44	Carleton	0
10/6	W 27	Iowa State	0
10/13	T 6	Chicago	6
10/20	W 26	Grinnell	0
10/27	W 34	North Dakota	0
11/3	W 6	Wisconsin	5
11/10	W 23	Illinois	0
11/17	W 21	Northwestern	0
11/29	W 20	at Nebraska	12
	299		23

1901 Record: 9-1-1 (3-1-0/3rd)

Coach: Henry L. Williams (2nd)

Date	UM	Opp.	Att.
9/21	T 0	Central High	0
9/21	W 16	St. Paul Central H.S.	0
9/28	W 35	Carleton	0
10/5	W 27	Chicago College	0
10/12	W 19	Nebraska	10,000
10/26	W 16	Iowa	10,000
11/4	W 28	Haskell	0
11/9	W 10	North Dakota	0
11/16	L 0	at Wisconsin	18
11/23	W 16	at Northwestern	2,000
11/28	W 16	at Illinois	0
	183		18

1902 Record: 9-2-1 (3-1-0/3rd)

Coach: Henry L. Williams (3rd)

Date	UM	Opp.	Att.
9/22	T 0	St. Paul Central H.S.	0
9/22	W 28	Mpls. Central H.S.	0
9/27	W 33	Carleton	0
10/4	W 16	Iowa State	0
10/7	W 59	Hamline	0
10/11	W 29	Beloit	0
10/18	L 0	Nebraska	6
10/25	W 34	at Iowa	3,000
11/1	W 102	Grinnell	0
11/8	W 17	Illinois	5
11/15	W 11	Wisconsin	0
11/27	L 6	at Michigan	23
	335		34

YEAR-BY-YEAR RECORDS

1903 Record: 14-0-1 (3-0-1/T1st)

Coach: Henry L. Williams (4th) Co-Big Ten Champions					
Date	UM		Opp.	Att.	
9/19	W	21	Mpls. Central H.S.	6	3,000
9/19	W	36	St. Paul Central H.S.	0	3,000
9/23	W	37	East High School	0	
9/26	W	29	Carleton	0	
9/30	W	112	Macalester	0	
10/3	W	39	Grinnell	0	
10/7	W	65	Hamline	0	
10/10	W	46	Iowa State	0	
10/17	W	75	Iowa	0	
10/24	W	46	Beloit	0	
10/31	T	6	Michigan	6	20,000
11/2	W	11	at North Dakota State	0	
11/7	W	46	at Lawrence	0	
11/14	W	32	at Illinois	0	
11/26	W	17	at Wisconsin	0	4,000
		618		12	

1904 Record: 13-0 (3-0/T1st)

Coach: Henry L. Williams (5th) Co-Big Ten Champions					
National Champions: Billingsley					
Date	UM		Opp.	Att.	
9/17	W	107	Twin Cities Central H.S.	0	3,000
9/24	W	77	South Dakota	0	
9/28	W	75	Shattuck	0	
10/1	W	65	Carleton	0	
10/5	W	47	St. Thomas	0	
10/8	W	35	North Dakota	0	2,000
10/15	W	32	Iowa State	0	
10/22	W	146	Grinnell	0	
10/29	W	16	Nebraska	12	
11/5	W	69	Lawrence	0	
11/12	W	28	Wisconsin	0	18,000
11/19	W	17	at Northwestern	0	11,000
11/24	W	11	at Iowa	0	
		725		12	

1905 Record: 10-1 (2-1/T2nd)

Coach: Henry L. Williams (6th)					
Date	UM		Opp.	Att.	
9/23	W	74	Twin Cities Central H.S.	0	3,500
9/30	W	54	Pillsbury/Shattuck	0	1,500
10/4	W	42	St. Thomas	0	1,500
10/7	W	45	North Dakota	0	2,000
10/14	W	42	Iowa State	0	1,000
10/21	W	39	Iowa	0	3,550
10/28	W	46	Lawrence	0	1,000
11/4	L	12	Wisconsin	16	25,000
11/11	W	81	South Dakota	0	1,000
11/18	W	35	Nebraska	0	10,000
11/25	W	72	Northwestern	6	5,000
		542		22	

1906 Record: 4-1 (2-0/T1st)

Coach: Henry L. Williams (7th) Co-Big Ten Champions					
Date	UM		Opp.	Att.	
10/27	W	22	Iowa State	4	3,000
11/3	W	13	Nebraska	0	5,000
11/10	W	4	at Chicago	2	7,000
11/17	L	0	Carlisle	17	20,000
11/24	W	8	Indiana	6	10,000
		47		29	

1907 Record: 2-2-1 (0-1-1/T5th)

Coach: Henry L. Williams (8th)					
Date	UM		Opp.	Att.	
10/12	W	8	Iowa State	0	5,000
10/19	W	8	Nebraska	5	8,000
11/2	L	12	Chicago	18	18,000
11/16	L	10	Carlisle	12	15,000
11/23	T	17	at Wisconsin	17	
		55		52	

1908 Record: 3-2-1 (0-2/T7th)

Coach: Henry L. Williams (9th)					
Date	UM		Opp.	Att.	
10/3	W	6	Lawrence	0	5,000
10/10	W	15	Iowa State	10	5,000
10/17	T	0	Nebraska	0	12,000
10/31	L	0	at Chicago	29	15,000
11/7	L	0	Wisconsin	5	15,000
11/21	W	11	Carlisle	6	15,000
		32		50	

1909 Record: 6-1 (3-0/1st)

Coach: Henry L. Williams (10th) Big Ten Champions					
Date	UM		Opp.	Att.	
9/25	W	25	Lawrence	0	3,000
10/2	W	41	Iowa	0	6,000
10/9	W	18	Iowa State	0	2,000
10/16	W	14	at Nebraska (at Omaha)	0	7,000
10/30	W	20	Chicago	6	26,000
11/13	W	34	at Wisconsin	6	7,500
11/20	L	6	Michigan	15	25,000
		158		27	

1910 Record: 6-1 (2-0/T1st)

Coach: Henry L. Williams (11th) Co-Big Ten Champions					
Date	UM		Opp.	Att.	
9/24	W	34	Lawrence	0	4,000
10/1	W	17	South Dakota	0	5,000
10/8	W	49	Iowa State	0	8,000
10/15	W	27	Nebraska	0	15,000
10/29	W	24	at Chicago	0	
11/12	W	28	Wisconsin	0	18,000
11/19	L	0	at Michigan	6	18,000
		179		6	

1911 Record: 6-0-1 (3-0-1/1st)

Coach: Henry L. Williams (12th) Big Ten Champions					
Date	UM		Opp.	Att.	
9/30	W	5	Iowa State	0	2,500
10/7	W	5	South Dakota	0	3,500
10/21	W	21	Nebraska	3	10,000
10/28	W	24	Iowa	6	5,000
11/4	W	30	Chicago	0	20,000
11/18	T	6	at Wisconsin	6	15,000
11/25	W	11	at Illinois	0	10,000
		102		15	

1912 Record: 4-3 (2-2/T3rd)

Coach: Henry L. Williams (13th)					
Date	UM		Opp.	Att.	
9/28	L	0	South Dakota	10	3,500
10/5	W	5	Iowa State	0	4,000
10/19	W	13	Nebraska	0	10,000
10/26	W	56	Iowa	7	6,000
11/2	W	13	Illinois	0	9,000
11/16	L	0	Wisconsin	14	20,000
11/23	L	0	at Chicago	7	15,000
		87		38	

YEAR-BY-YEAR RECORDS

1913 Record: 5-2 (2-1/T2nd)

Coach: Henry L. Williams (14th)

Date	UM	Opp.	Att.
9/27	W 14	South Dakota	0 7,000
10/4	W 25	Iowa State	0 3,000
10/18	L 0	at Nebraska	7 9,000
10/25	W 30	North Dakota	0 2,500
11/1	W 21	at Wisconsin	3 11,000
11/15	L 7	Chicago	13 21,000
11/22	W 19	at Illinois	9 3,500
	116	32	

1914 Record: 6-1 (3-1/3rd)

Coach: Henry L. Williams (15th)

Date	UM	Opp.	Att.
10/3	W 28	North Dakota	6 2,000
10/10	W 26	Iowa State	0 3,000
10/17	W 29	South Dakota	7 3,000
10/24	W 7	at Iowa	0 9,000
10/31	L 6	Illinois	21 10,000
11/14	W 14	Wisconsin	3 17,000
11/21	W 13	Chicago	7 13,000
	123	44	

1915 Record: 6-0-1 (3-0-1/T1st)

Coach: Henry L. Williams (16th) Co-Big Ten Champions

Date	UM	Opp.	Att.
10/2	W 41	North Dakota	0 5,000
10/9	W 34	Iowa State	6 6,000
10/16	W 19	South Dakota	0 2,000
10/23	W 51	Iowa	13 6,000
10/30	T 6	at Illinois	6 11,593
11/13	W 20	Chicago	7 20,000
11/20	W 20	at Wisconsin	3 13,500
	191	35	

1916 Record: 6-1 (3-1/3rd)

Coach: Henry L. Williams (17th)

Date	UM	Opp.	Att.
10/7	W 41	South Dakota State	7
10/14	W 47	North Dakota	7
10/21	W 81	South Dakota	0
10/28	W 67	Iowa	0 5,000
11/4	L 9	Illinois	14 11,368
11/18	W 54	Wisconsin	0 24,000
11/25	W 49	at Chicago	0 22,000
	348	28	

1917 Record: 4-1 (3-1/2nd)

Coach: Henry L. Williams (18th)

Date	UM	Opp.	Att.
10/13	W 64	South Dakota State	0
10/20	W 33	Indiana	9
11/3	L 7	at Wisconsin	10 12,000
11/17	W 33	Chicago	0 14,000
11/24	W 27	at Illinois	6 4,500
	164	25	

1918 Record: 5-2-1 (2-1/T3rd)

Coach: Henry L. Williams (19th)

Date	UM	Opp.	Att.
10/5	T 0	All-Stars	0 15,000
10/19	W 30	Overland-Aviation	0 5,000
10/26	W 25	at St. Thomas	7 500
11/2	W 59	Carleton-St. Olaf	6 1,500
11/9	L 0	at Iowa	6 5,000
11/16	W 6	Wisconsin	0 8,000
11/23	L 6	Chicago Municipal Pier	20 5,000
11/30	W 7	at Chicago	0 3,000
	133	39	

1919 Record: 4-2-1 (3-2/T4th)

Coach: Henry L. Williams (20th)

Date	UM	Opp.	Att.
10/4	W 39	North Dakota	0 7,500
10/11	T 6	Nebraska	6 7,000
10/18	W 20	at Indiana (at Indianapolis)	6 10,000
10/25	L 6	Iowa	9 12,000
11/1	W 19	at Wisconsin	7 20,000
11/8	L 6	Illinois	10 25,000
11/22	W 34	at Michigan	7 30,000
	130	45	

1920 Record: 1-6 (0-6/T9th)

Coach: Henry L. Williams (21st)

Date	UM	Opp.	Att.
10/2	W 41	North Dakota	3 10,000
10/9	L 0	at Northwestern	17 10,000
10/16	L 7	Indiana	21 12,000
10/30	L 7	at Illinois	17 15,265
11/6	L 0	Wisconsin	3 22,000
11/13	L 7	at Iowa	28 13,000
11/20	L 0	Michigan	3 23,000
	62	92	

1921 Record: 3-4 (2-4/6th)

Coach: Henry L. Williams (22nd)

Date	UM	Opp.	Att.
10/1	W 19	North Dakota	0 8,000
10/8	W 28	Northwestern	0 15,000
10/15	L 0	at Ohio State	27 22,000
10/22	W 6	Indiana	0 20,000
10/29	L 0	at Wisconsin	35 24,000
11/5	L 7	Iowa	41 23,000
11/19	L 0	at Michigan	38 30,000
	60	141	

1922 Record: 3-3-1 (2-3-1/5th)

Coach: William Spaulding (1st)

Date	UM	Opp.	Att.
10/7	W 22	North Dakota	0 10,000
10/14	W 20	at Indiana (at Indianapolis)	0 10,000
10/21	T 7	at Northwestern	7 15,000
10/28	W 9	Ohio State	0 25,000
11/4	L 0	Wisconsin	14 27,000
11/11	L 14	at Iowa	28 25,000
11/25	L 7	Michigan	16 25,000
	79	65	

YEAR-BY-YEAR RECORDS

1923 Record: 5-1-1 (2-1-1/4th)

Coach: William Spaulding (2nd)

Date	UM	Opp.	Att.
10/6	W 20	Iowa State	17
10/13	W 13	Haskell	12
10/20	W 27	North Dakota	0
10/27	T 0	at Wisconsin	0
11/3	W 34	Northwestern	14
11/17	W 20	Iowa	7
11/24	L 0	at Michigan	10
		114	60

1924 Record: 3-3-2 (1-2-1/6th)

Coach: William Spaulding (3rd)

Date	UM	Opp.	Att.
10/4	W 14	North Dakota	0
10/11	W 20	Haskell	0
10/18	T 7	at Wisconsin	7
10/25	L 0	at Iowa	13
11/1	L 0	Michigan	13
11/8	T 7	Iowa State	7
11/15	W 20	Illinois	7
11/22	L 0	Vanderbilt	16
		68	63

1925 Record: 5-2-1 (1-1-1/74th)

Coach: Dr. Clarence Spears (1st)

Date	UM	Opp.	Att.
10/3	W 25	North Dakota	6
10/10	W 34	Grinnell	6
10/17	W 32	Wabash	6
10/24	L 7	Notre Dame	19
10/31	T 12	Wisconsin	12
11/7	W 33	Butler	7
11/14	W 33	Iowa	0
11/21	L 0	at Michigan	35
		176	91

1926 Record: 5-3 (2-2/T6th)

Coach: Dr. Clarence Spears (2nd)

Date	UM	Opp.	Att.
10/2	W 51	North Dakota	0
10/9	L 7	Notre Dame	20
10/16	L 0	at Michigan	20
10/23	W 67	Wabash	7
10/30	W 16	at Wisconsin	10
11/6	W 41	at Iowa	0
11/13	W 81	Butler	0
11/20	L 6	Michigan	7
		269	64

1927 Record: 6-0-2 (3-0-1/T1st)

Coach: Dr. Clarence Spears (3rd) Co-Big Ten Champions

Date	UM	Opp.	Att.
10/1	W 57	North Dakota	10
10/8	W 40	Oklahoma A&M	0
10/15	T 14	at Indiana	14
10/22	W 38	Iowa	0
10/29	W 13	Wisconsin	7
11/5	T 7	at Notre Dame	7
11/12	W 27	Drake	6
11/19	W 13	at Michigan	7
		209	51

1928 Record: 6-2 (4-2/3rd)

Coach: Dr. Clarence Spears (4th)

Date	UM	Opp.	Att.
10/6	W 40	Creighton	0
10/13	W 15	Purdue	0
10/20	W 33	Chicago	7
10/27	L 6	at Iowa	7
11/3	L 9	at Northwestern	10
11/10	W 21	Indiana	12
11/17	W 52	Haskell	0
11/24	W 6	at Wisconsin	0
		182	36

1929 Record: 6-2 (3-2/T3rd)

Coach: Dr. Clarence Spears (5th)

Date	UM	Opp.	Att.
10/5	W 39	Coe College	0
10/12	W 15	Vanderbilt	6
10/19	W 26	at Northwestern	14
10/26	W 54	Ripon	0
11/2	W 19	Indiana	7
11/9	L 7	at Iowa	9
11/16	L 6	Michigan	7
11/23	W 13	Wisconsin	12
		179	55

1930 Record: 3-4-1 (1-3/T6th)

Coach: Fritz Crisler (1st)

Date	UM	Opp.	Att.
9/27	W 48	South Dakota State	0
10/4	L 7	Vanderbilt	33
10/11	T 0	Stanford	0
10/18	W 6	Indiana	0
11/1	L 6	Northwestern	27
11/8	W 59	South Dakota	0
11/15	L 0	at Michigan	7
11/22	L 0	at Wisconsin	14
		126	81

1931 Record: 7-3 (3-2/4th)

Coach: Fritz Crisler (2nd)

Date	UM	Opp.	Att.
9/26	W 13	North Dakota State	7
9/26	W 30	Ripon	0
10/3	W 20	Oklahoma A&M	0
10/10	L 0	at Stanford	13
10/24	W 34	Iowa	0
10/31	W 14	Wisconsin	0
11/7	L 14	at Northwestern	32
11/14	W 47	Cornell (Iowa)	7
11/21	L 0	at Michigan	6
11/28	W 19	Ohio State	7
		191	72

1932 Record: 5-3 (2-3/T5th)

Coach: Bernie Bierman (1st)

Date	UM	Opp.	Att.
10/1	W 12	South Dakota State	0
10/8	L 0	Purdue	7
10/15	W 7	Nebraska	6
10/22	W 21	at Iowa	6
10/29	W 7	Northwestern	0
11/5	W 26	Mississippi	0
11/12	L 13	at Wisconsin	20
11/19	L 0	Michigan	3
		86	42

YEAR-BY-YEAR RECORDS

1933 Record: 4-0-4 (2-0-4/T1st)

Coach: Bernie Bierman (2nd)		Co-Big Ten Champions			
Date	UM		Opp.	Att.	
9/30	W	19	South Dakota State	6	25,000
10/7	T	6	Indiana	6	20,000
10/14	T	7	Purdue	7	26,497
10/21	W	7	Pittsburgh	3	26,000
10/28	W	19	Iowa	7	45,000
11/4	T	0	at Northwestern	0	35,000
11/18	T	0	at Michigan	0	52,137
11/25	W	6	Wisconsin	3	25,000
		64		32	

1934 Record: 8-0 (5-0/1st)

Coach: Bernie Bierman (3rd)		Big Ten Champions			
National Champions: Billingsley, Board, Dickinson, Football Research, Helms, Litkenhous, National Championship Foundation, Sagarin					
Date	UM		Opp.	Att.	
9/29	W	56	North Dakota State	12	25,000
10/6	W	20	Nebraska	0	35,000
10/20	W	13	at Pittsburgh	7	65,000
10/27	W	48	at Iowa	12	53,000
11/3	W	34	Michigan	0	59,362
11/10	W	30	Indiana	0	28,100
11/17	W	35	Chicago	7	46,000
11/24	W	34	at Wisconsin	0	38,000
		270		38	

1935 Record: 8-0 (5-0/T1st)

Coach: Bernie Bierman (4th)		Co-Big Ten Champions			
National Champions: Billingsley, Board, Football Research, Helms, Litkenhous, National Championship Foundation, Poling					
Date	UM		Opp.	Att.	
9/28	W	26	North Dakota State	6	35,000
10/12	W	12	at Nebraska	7	37,000
10/19	W	20	Tulane	0	38,000
10/26	W	21	Northwestern	13	52,000
11/2	W	29	Purdue	7	49,400
11/9	W	13	at Iowa	6	52,000
11/16	W	40	at Michigan	0	35,000
11/23	W	33	Wisconsin	7	45,000
		194		46	

Ranking listed prior to opponent indicates Minnesota's Associated Press ranking the week of the game. Ranking after opponent name indicates opponent's ranking. Rankings began in 1936.

1936 Record: 7-1 (4-1/T2nd)

Coach: Bernie Bierman (5th)		Associated Press National Champions			
Other Services National Champions: Billingsley, Dickinson, Dunkel, Helms, Litkenhous, National Championship Foundation, Poling					
Date	UM		Opp.	Att.	
9/26	W	14	at Washington	7	40,000
10/10	W	7	Nebraska	0	53,000
10/17	W	26	Michigan	0	48,000
10/24	W	33	(1) Purdue	0	47,780
10/31	L	0	(1) at Northwestern (3)	6	48,347
11/7	W	52	(2) Iowa	0	63,200
11/14	W	47	(2) Texas	19	47,000
11/21	W	24	(2) at Wisconsin	0	33,000
		203		32	

Final AP Ranking: 1

1937 Record: 6-2 (5-0/1st)

Coach: Bernie Bierman (6th)		Big Ten Champions			
Date	UM		Opp.	Att.	
9/25	W	69	North Dakota State	7	47,492
10/2	L	9	at Nebraska	14	37,000
10/9	W	6	Indiana	0	35,000
10/16	W	39	Michigan	6	53,266
10/30	L	6	(4) Notre Dame	7	63,237
11/6	W	35	(14) at Iowa	10	40,000
11/13	W	7	(10) Northwestern	0	63,000
11/20	W	13	(7) Wisconsin	6	46,000
		184		50	

Final AP Ranking: 5

1938 Record: 6-2 (4-1/1st)

Coach: Bernie Bierman (7th)		Big Ten Champions			
Date	UM		Opp.	Att.	
9/24	W	15	Washington	0	50,000
10/1	W	16	Nebraska	7	46,000
10/8	W	7	Purdue	0	52,000
10/15	W	7	Michigan	6	54,212
10/29	L	3	(2) at Northwestern	6	48,000
11/5	W	28	(12) Iowa	0	42,000
11/12	L	0	(12) at Notre Dame (2)	19	55,245
11/19	W	21	at Wisconsin (12)	0	38,000
		97		38	

Final AP Ranking: 10

1939 Record: 3-4-1 (2-3-1/T7th)

Coach: Bernie Bierman (8th)		Big Ten Champions			
Date	UM		Opp.	Att.	
9/30	W	62	Arizona	0	42,875
10/7	L	0	at Nebraska	6	33,000
10/14	T	13	Purdue	13	35,000
10/21	L	20	Ohio State (10)	23	55,000
11/4	L	7	Northwestern	14	53,200
11/11	W	20	at Michigan (10)	7	66,572
11/18	L	9	(20) at Iowa	13	50,000
11/25	W	23	Wisconsin	6	40,000
		154		82	

1940 Record: 8-0 (6-0/1st)

Coach: Bernie Bierman (9th)		Big Ten Champions			
Associated Press National Champions					
Other Services National Champions: Berryman, Board, Dickinson, Football Research, Houlgate, Litkenhous, National Championship Foundation, Sagarin					
Date	UM		Opp.	Att.	
9/28	W	19	Washington	14	46,000
10/5	W	13	Nebraska	7	41,000
10/19	W	13	(7) at Ohio State (15)	7	63,199
10/26	W	34	(6) Iowa	6	62,992
11/2	W	13	(4) at Northwestern	12	48,000
11/9	W	7	(2) Michigan (3)	6	60,481
11/16	W	33	(1) Purdue	6	30,140
11/23	W	22	(1) at Wisconsin	13	40,000
		154		71	

Final AP Ranking: 1

YEAR-BY-YEAR RECORDS

1941 Record: 8-0 (5-0/1st)

Coach: Bernie Bierman (10th) **Big Ten Champions**

Associated Press National Champions

Other Services National Champions: Billingsley, Boand, Dunkel, Football Research, Helms, Litkenhous, National Championship Foundation, Poling, Sagarin

Date	UM	Opp.	Att.
9/27	W 14	at Washington	6 43,000
10/11	W 34	(1) Illinois	6 50,345
10/18	W 39	(1) Pittsburgh	0 35,000
10/25	W 7	(1) at Michigan (3)	0 84,658
11/1	W 8	(1) Northwestern	7 64,464
11/8	W 9	(2) Nebraska	0 42,893
11/15	W 34	(1) at Iowa	13 43,200
11/22	W 41	(1) Wisconsin	6 52,984
	186		38

Final AP Ranking: 1

1942 Record: 5-4 (3-3/T4th)

Coach: Dr. George Hauser (1st)

Date	UM	Opp.	Att.
9/26	W 50	Pittsburgh	7 22,000
10/3	L 6	Iowa Seahawks	7 37,500
10/10	L 13	at Illinois	20 24,276
10/17	W 15	(14) at Nebraska	2 25,000
10/24	W 16	(13) Michigan (4)	14 55,000
10/31	W 19	(10) Northwestern	7 37,000
11/7	L 0	(7) Indiana	7 32,000
11/14	W 27	(16) Iowa	7 33,000
11/21	L 6	(10) Wisconsin (7)	20 46,000
	152		91

Final AP Ranking: 19 (tie)

1943 Record: 5-4 (2-3/T3rd)

Coach: Dr. George Hauser (2nd)

Date	UM	Opp.	Att.
9/25	W 26	Missouri	13 30,000
10/2	W 54	(9) Nebraska	0 34,000
10/16	W 13	(13) Camp Grant	7 35,000
10/23	L 6	(11) at Michigan (10)	49 45,000
10/30	L 6	at Northwestern	42 32,000
11/6	L 7	Purdue	14 43,000
11/13	W 33	Iowa	14 20,000
11/20	W 25	Wisconsin	13 20,000
11/27	L 0	Iowa Seahawks	32 18,261
	170		184

1944 Record: 5-3-1 (3-2-1/T4th)

Coach: Dr. George Hauser (3rd)

Date	UM	Opp.	Att.
9/23	L 13	Iowa Seahawks	19 31,687
9/30	W 39	Nebraska	0 21,876
10/7	L 13	Michigan	28 37,256
10/14	W 39	Missouri	27 24,207
10/28	L 14	at Ohio State	34 43,563
11/4	T 14	Northwestern	14 46,482
11/11	W 19	Indiana	14 30,254
11/18	W 46	at Iowa	0 11,200
11/25	W 28	at Wisconsin	26 30,000
	225		162

1945 Record: 4-5 (1-5/T8th)

Coach: Bernie Bierman (11th)

Date	UM	Opp.	Att.
9/22	W 34	Missouri	0 34,246
10/6	W 61	at Nebraska	7 25,000
10/13	W 14	(5) Fort Warren	0 32,465
10/20	W 30	(5) Northwestern	7 55,940
10/27	L 7	(5) Ohio State (12)	20 56,000
11/3	L 0	(16) at Michigan (10)	26 84,472

11/10	L 0	(20) Indiana	49 41,400
11/17	L 19	at Iowa	20 13,880
11/24	L 12	Wisconsin	26 34,800
	177		155

1946 Record: 5-4 (3-4/5th)

Coach: Bernie Bierman (12th)

Date	UM	Opp.	Att.
9/28	W 33	Nebraska	6 51,096
10/5	L 0	Indiana	21 53,648
10/12	L 7	at Northwestern	14 40,000
10/19	W 46	Wyoming	0 46,087
10/26	L 9	at Ohio State	39 76,611
11/2	L 0	Michigan (13)	21 58,476
11/9	W 13	Purdue	7 58,341
11/16	W 16	Iowa	6 59,180
11/23	W 6	at Wisconsin	0 45,000
	130		114

1947 Record: 6-3 (3-3/T3rd)

Coach: Bernie Bierman (13th)

Date	UM	Opp.	Att.
9/27	W 7	Washington	6 43,377
10/4	W 28	at Nebraska	13 34,000
10/12	W 37	(17) Northwestern	21 59,598
10/18	L 13	(13) at Illinois	40 56,048
10/25	L 6	at Michigan (1)	13 85,938
11/1	W 29	Pittsburgh	0 55,624
11/8	W 26	Purdue	21 63,659
11/15	L 7	(20) at Iowa	13 50,000
11/22	W 21	Wisconsin	0 63,862
	174		127

1948 Record: 7-2 (5-2/3rd)

Coach: Bernie Bierman (14th)

Date	UM	Opp.	Att.
9/25	W 20	at Washington	0 40,000
10/2	W 39	Nebraska	13 57,206
10/9	L 16	(8) at Northwestern	19 47,000
10/16	W 6	(11) Illinois	0 62,066
10/23	L 14	(13) Michigan (1)	27 65,130
10/30	W 30	(15) Indiana	7 64,926
11/6	W 34	(19) Purdue	7 66,953
11/13	W 28	(14) at Iowa	21 44,000
11/20	W 16	(15) at Wisconsin	0 45,000
	203		94

Final AP Ranking: 16

1949 Record: 7-2 (4-2/3rd)

Coach: Bernie Bierman (15th)

Date	UM	Opp.	Att.
9/24	W 48	Washington	20 55,256
10/1	W 28	at Nebraska	6 34,000
10/8	W 21	(5) Northwestern	7 63,063
10/15	W 27	(5) at Ohio State (11)	0 82,111
10/22	L 7	(3) at Michigan (12)	14 97,239
10/29	L 7	(7) Purdue	13 61,154
11/5	W 55	(9) Iowa	7 62,089
11/12	W 24	(9) Pittsburgh	7 42,515
11/19	W 14	(8) Wisconsin	6 63,139
	231		80

Final AP Ranking: 8

YEAR-BY-YEAR RECORDS

1950 Record: 1-7-1 (1-4-1/7th)

Coach: Bernie Bierman (16th)

Date	UM	Opp.	Att.
9/30	L 13	(18) at Washington	28
10/7	L 26	Nebraska	47,710
10/14	L 6	at Northwestern	45,000
10/21	L 0	Ohio State (9)	48
10/28	T 7	Michigan (14)	59,412
11/4	L 0	Iowa	60,321
11/11	L 0	at Michigan State	27
11/18	W 27	Purdue	14
11/25	L 0	at Wisconsin (8)	14
	79	196	

1951 Record: 2-6-1 (1-4-1/7th)

Coach: Wes Fesler (1st)

Date	UM	Opp.	Att.
9/29	L 20	Washington (8)	25
10/6	L 14	at California	55
10/13	L 7	Northwestern	21
10/20	W 39	Nebraska	20
10/27	L 27	at Michigan	54
11/3	T 20	at Iowa	20
11/10	W 16	Indiana	14
11/17	L 13	at Purdue	19
11/24	L 6	Wisconsin (8)	30
	162	258	

1952 Record: 4-3-2 (3-1-2/5th)

Coach: Wes Fesler (2nd)

Date	UM	Opp.	Att.
9/27	L 13	at Washington	19
10/4	L 13	California	49
10/11	W 27	Northwestern	26
10/18	W 13	Illinois	7
10/25	L 0	at Michigan (19)	21
11/1	W 17	Iowa	7
11/8	T 14	Purdue	14
11/15	W 13	at Nebraska	7
11/22	T 21	at Wisconsin (13)	21
	131	171	

1953 Record: 4-4-1 (3-3-1/5th)

Coach: Wes Fesler (3rd)

Date	UM	Opp.	TV	Att.
9/26	L 7	at USC (8)		17
10/3	L 0	Michigan State		21
10/10	W 30	at Northwestern		13
10/17	L 7	at Illinois		27
10/24	W 22	Michigan (5)		0
10/31	W 35	(14) Pittsburgh	NCAA*	14
11/7	W 28	(13) Indiana		20
11/14	L 0	(15) at Iowa		27
11/21	T 21	Wisconsin (8)		21
	150	160		

1954 Record: 7-2 (4-2/4th)

Coach: Murray Warmath (1st)

Date	UM	Opp.	TV	Att.
9/25	W 19	Nebraska		7
10/2	W 46	at Pittsburgh		7
10/9	W 26	(18) Northwestern		7
10/16	W 19	(11) Illinois		6
10/23	L 0	(8) at Michigan		34
10/30	W 19	(8) Michigan State		13
11/6	W 44	(14) Oregon State		6
11/13	W 22	(13) Iowa		20
11/20	L 0	(10) at Wisconsin (17)		27
	195	127		

Final UPI Ranking: 20

1955 Record: 3-6 (2-5/8th)

Coach: Murray Warmath (2nd)

Date	UM	Opp.	TV	Att.
9/24	L 0	Washington		30
10/1	L 6	Purdue		7
10/8	W 18	at Northwestern		7
10/15	L 13	at Illinois		21
10/22	L 13	Michigan (1)	NCAA*	14
10/29	W 25	USC (10)		19
11/5	L 0	at Iowa	NCAA*	26
11/12	L 14	at Michigan State		42
11/19	W 21	Wisconsin		6
	110	172		

1956 Record: 6-1-2 (4-1-2/3rd)

Coach: Murray Warmath (3rd)

Date	UM	Opp.	TV	Att.
9/29	W 34	at Washington		14
10/6	W 21	Purdue		14
10/13	T 0	(17) Northwestern		0
10/20	W 16	Illinois		13
10/27	W 20	at Michigan (5)		7
11/3	W 9	(8) Pittsburgh		6
11/10	L 0	(6) Iowa	NCAA*	7
11/17	W 14	(17) Michigan State (3)	NCAA*	13
11/24	T 13	(7) at Wisconsin		13
	127	87		

Final AP Ranking: 12 • Final UPI Ranking: 9

1957 Record: 4-5 (3-5/8th)

Coach: Murray Warmath (4th)

Date	UM	Opp.	TV	Att.
9/28	W 46	(6) Washington		7
10/5	W 21	(3) Purdue		17
10/12	W 41	(4) at Northwestern		6
10/19	L 13	(4) at Illinois		34
10/26	L 7	(14) Michigan (20)		24
11/2	W 34	Indiana		0
11/9	L 20	at Iowa		44
11/16	L 13	at Michigan State		42
11/23	L 6	Wisconsin (18)		14
	201	188		

YEAR-BY-YEAR RECORDS

1958 Record: 1-8 (1-6/9th)

Coach: Murray Warmath (5th)

Date	UM	Opp.	TV	Att.
9/27	L 21	at Washington	24	38,000
10/4	L 7	Pittsburgh	13	56,450
10/11	L 3	Northwestern	7	56,061
10/18	L 8	Illinois	20	58,174
10/25	L 19	at Michigan	20	72,981
11/1	L 0	at Indiana	6	25,000
11/8	L 6	Iowa	28	64,485
11/15	W 39	Michigan State	12	53,647
11/22	L 12	at Wisconsin (5)	27	54,517
			115	157

1959 Record: 2-7 (1-6/10th)

Coach: Murray Warmath (6th)

Date	UM	Opp.	TV	Att.
9/26	L 12	Nebraska	32	50,951
10/3	W 24	Indiana	14	52,927
10/10	L 0	at Northwestern	6	41,211
10/17	L 6	at Illinois	14	57,485
10/24	L 6	Michigan	14	57,354
10/31	W 20	Vanderbilt	6	49,284
11/7	L 0	at Iowa	33	57,000
11/14	L 23	at Purdue	29	34,655
11/21	L 7	Wisconsin (9)	11	NCAA* 53,467
			98	159

1960 Record: 8-2 (6-1/T1st)

Coach: Murray Warmath (7th) **Co-Big Ten Champions**

Associated Press National Champions

Other Services National Champions: Football News, National Football Foundation, UPI

Date	UM	Opp.	TV	Att.
9/24	W 26	at Nebraska (12)	14	38,000
10/1	W 42	(18) Indiana	0	53,725
10/8	W 7	(14) Northwestern	0	57,096
10/15	W 21	(10) Illinois	10	63,641
10/22	W 10	(6) at Michigan	0	69,352
10/29	W 48	(6) Kansas State	7	43,568
11/5	W 27	(3) Iowa (1)	10	65,610
11/12	L 14	(1) Purdue	23	61,348
11/19	W 26	(4) Wisconsin	7	NCAA* 55,576
1/2	L 7	(1) vs. Washington (6) Rose Bowl (Pasadena, Calif.)	17	NBC 97,314
			228	88

Final AP Ranking: 1 • Final UPI Ranking: 1

1961 Record: 8-2 (6-1/2nd)

Coach: Murray Warmath (8th)

Date	UM	Opp.	TV	Att.
9/30	L 0	Missouri	6	58,840
10/7	W 14	Oregon	7	50,499
10/14	W 10	at Northwestern	3	41,251
10/21	W 33	at Illinois	0	52,247
10/28	W 23	(6) Michigan	20	63,898
11/4	W 13	(5) Michigan State (1)	0	NCAA* 59,941
11/11	W 16	(5) at Iowa	9	NCAA* 60,100
11/18	W 10	(5) Purdue	7	67,081
11/25	L 21	(3) Wisconsin	23	66,232
1/1	W 21	(6) vs. UCLA Rose Bowl (Pasadena, Calif.)	3	NBC 98,214
			161	78

Final AP Ranking: 6 • Final UPI Ranking: 6

1962 Record: 6-2-1 (5-2/2nd)

Coach: Murray Warmath (9th)

Date	UM	Opp.	TV	Att.
9/29	T 0	Missouri	0	60,133
10/6	W 21	Navy	0	64,364
10/13	L 22	Northwestern	34	61,652
10/20	W 17	Illinois	0	59,427
10/27	W 17	at Michigan	0	65,484
11/3	W 28	at Michigan State	7	64,783
11/10	W 10	(10) Iowa	0	65,087
11/17	W 7	(8) Purdue	6	NCAA* 67,081
11/24	L 9	(5) at Wisconsin (3)	14	65,541
			131	61

Final AP Ranking: 10 • Final UPI Ranking: 10

1963 Record: 3-6 (2-5/9th)

Coach: Murray Warmath (10th)

Date	UM	Opp.	TV	Att.
9/28	L 7	Nebraska	14	61,140
10/5	W 24	Army	8	60,264
10/12	L 8	at Northwestern	15	NCAA* 45,763
10/19	L 6	at Illinois	16	61,229
10/26	W 6	Michigan	0	62,107
11/2	L 6	Indiana	24	51,657
11/9	L 13	at Iowa	27	59,300
11/16	L 11	at Purdue	13	38,924
11/28	W 14	Wisconsin	0	55,271
			95	117

1964 Record: 5-4 (4-3/T4th)

Coach: Murray Warmath (11th)

Date	UM	Opp.	TV	Att.
9/26	L 21	Nebraska	26	NCAA* 49,769
10/3	W 26	at California	20	53,000
10/10	W 21	Northwestern	18	53,257
10/17	L 0	Illinois	14	60,193
10/24	L 12	at Michigan	19	NCAA* 61,859
10/31	W 21	at Indiana	0	33,245
11/7	W 14	Iowa	13	64,301
11/14	W 14	Purdue	7	49,867
11/21	L 7	at Wisconsin	14	61,306
			136	131

1965 Record: 5-4-1 (5-2/T3rd)

Coach: Murray Warmath (12th)

Date	UM	Opp.	TV	Att.
9/17	T 20	at USC (7)	20	58,497
9/25	L 13	Washington State	14	46,917
10/2	L 6	Missouri	17	49,889
10/9	W 42	Indiana	18	46,010
10/16	W 14	at Iowa	3	59,200
10/23	W 14	Michigan	13	58,519
10/30	L 10	at Ohio State	11	84,359
11/6	W 27	Northwestern	22	50,565
11/13	L 0	at Purdue	35	NCAA* 45,587
11/20	W 42	Wisconsin	7	50,847
			188	160

YEAR-BY-YEAR RECORDS

1966 Record: 4-5-1 (3-3-1/5th)

Coach: Murray Warmath (13th)

Date	UM	Opp.	TV	Att.
9/17	L 0	at Missouri		24
9/24	W 35	Stanford		21
10/1	L 14	Kansas		16
10/8	T 7	at Indiana		7
10/15	W 17	Iowa		0
10/22	L 0	at Michigan		49
10/29	W 17	Ohio State		7
11/5	W 28	at Northwestern		13
11/12	L 0	Purdue		16
11/19	L 6	at Wisconsin		7
				124
				160

1967 Record: 8-2 (6-1/T1st)

Coach: Murray Warmath (14th) Co-Big Ten Champions

Date	UM	Opp.	TV	Att.
9/23	W 13	Utah		12
9/30	L 0	at Nebraska (7)		7
10/7	W 23	SMU		3
10/14	W 10	at Illinois		7
10/21	W 21	Michigan State		0
10/28	W 20	Michigan		15
11/4	W 10	at Iowa		0
11/11	L 12	at Purdue		41
11/18	W 33	Indiana		7
11/25	W 21	Wisconsin		14
				163
				106

Final UPI Ranking: 14

1968 Record: 6-4 (5-2/T3rd)

Coach: Murray Warmath (15th)

Date	UM	Opp.	TV	Att.
9/21	L 20	(16) USC		29
9/28	L 14	(17) Nebraska (9)		17
10/5	W 24	Wake Forest		19
10/12	W 17	Illinois		10
10/19	W 14	at Michigan State		13
10/26	L 20	at Michigan (12)		33
11/2	L 28	Iowa		35
11/9	W 27	Purdue		13
11/16	W 20	at Indiana		6
11/23	W 23	at Wisconsin		15
				207
				190

1969 Record: 4-5-1 (4-3/4th)

Coach: Murray Warmath (16th)

Date	UM	Opp.	TV	Att.
9/20	L 26	(19) at Arizona State		48
9/27	T 35	Ohio		35
10/4	L 14	at Nebraska		42
10/11	L 7	at Indiana		17
10/18	L 7	Ohio State (1)		34
10/25	L 9	Michigan		35
11/1	W 35	at Iowa		8
11/8	W 28	Northwestern		21
11/15	W 14	at Michigan State		10
11/22	W 35	Wisconsin		10
				210
				260

1970 Record: 3-6-1 (2-4-1/7th)

Coach: Murray Warmath (17th)

Date	UM	Opp.	TV	Att.
9/19	L 12	at Missouri		34
9/26	W 49	Ohio		7
10/3	L 10	Nebraska (6)		35
10/10	W 23	Indiana		0
10/17	L 8	at Ohio State (1)		28
10/24	L 13	at Michigan (5)		39
10/31	T 14	Iowa		14
11/7	L 14	at Northwestern		28
11/14	W 23	Michigan State		13
11/21	L 14	at Wisconsin		39
				180
				237

1971 Record: 4-7 (3-5/T6th)

Coach: Murray Warmath (18th)

Date	UM	Opp.	TV	Att.
9/11	W 28	Indiana		0
9/18	L 7	at Nebraska		35
9/25	L 20	Washington State		31
10/2	W 38	Kansas		20
10/9	L 13	at Purdue		27
10/16	W 19	at Iowa		14
10/23	L 7	Michigan (4)		35
10/30	L 12	Ohio State (10)		14
11/6	L 20	at Northwestern		41
11/13	L 25	at Michigan State		40
11/20	W 23	Wisconsin		21
				212
				278

1972 Record: 4-7 (4-4/5th)

Coach: Cal Stoll (1st)

Date	UM	Opp.	TV	Att.
9/16	L 23	at Indiana		27
9/23	L 6	Colorado (3)		38
9/30	L 0	at Nebraska (7)		49
10/7	L 28	Kansas		34
10/14	L 3	Purdue		28
10/21	W 43	Iowa		14
10/28	L 0	at Michigan (5)		42
11/4	L 19	at Ohio State (5)		27
11/11	W 35	Northwestern		29
11/18	W 14	Michigan State		10
11/25	W 14	at Wisconsin		6
				185
				304

1973 Record: 7-4 (6-2/3rd)

Coach: Cal Stoll (2nd)

Date	UM	Opp.	TV	Att.
9/15	L 7	at Ohio State (3)		56
9/22	W 41	North Dakota		14
9/29	L 19	at Kansas		34
10/6	L 7	Nebraska (2)		48
10/13	W 24	Indiana		3
10/20	W 31	at Iowa		23
10/27	L 7	Michigan (4)		34
11/3	W 52	at Northwestern		43
11/10	W 34	Purdue		7
11/17	W 19	at Illinois		16
11/24	W 19	Wisconsin		17
				260
				295

YEAR-BY-YEAR RECORDS

1974 Record: 4-7 (2-6/T7th)

Coach: Cal Stoll (3rd)

Date	UM	Opp.	TV	Att.
9/14	L 19	Ohio State (4)	34	45,511
9/21	W 42	North Dakota	30	34,870
9/28	W 9	Texas Christian	7	32,822
10/5	L 0	at Nebraska (6)	54	76,408
10/12	L 3	at Indiana	34	34,102
10/19	W 23	Iowa	17	48,579
10/26	L 0	at Michigan (3)	49	96,284
11/2	L 13	Northwestern	21	32,922
11/9	W 24	at Purdue	20	51,374
11/16	L 14	Illinois	17	31,423
11/23	L 14	at Wisconsin	49	55,869
			161	332

1975 Record: 6-5 (3-5/T7th)

Coach: Cal Stoll (4th)

Date	UM	Opp.	TV	Att.
9/13	L 14	at Indiana	20	35,594
9/20	W 38	Western Michigan	0	23,326
9/27	W 10	Oregon	7	34,300
10/4	W 21	Ohio	0	27,486
10/11	L 23	at Illinois	42	46,162
10/18	L 15	Michigan State	38	39,202
10/25	W 31	at Iowa	7	59,160
11/1	L 21	Michigan (7)	28	33,191
11/8	W 33	Northwestern	9	NCAA* 24,998
11/15	L 6	at Ohio State (1)	38	87,817
11/22	W 24	Wisconsin	3	37,578
			236	192

1976 Record: 6-5 (4-4/T3rd)

Coach: Cal Stoll (5th)

Date	UM	Opp.	TV	Att.
9/11	W 32	Indiana	13	34,004
9/18	W 28	Washington State	14	31,627
9/25	W 21	Western Michigan	10	33,229
10/2	L 7	at Washington	38	37,994
10/9	W 29	Illinois	14	52,606
10/16	W 14	at Michigan State	10	56,166
10/23	L 12	Iowa	22	53,222
10/30	L 0	at Michigan	45	NCAA* 104,426
11/6	W 38	at Northwestern	10	15,183
11/13	L 3	Ohio State (8)	9	53,190
11/20	L 17	at Wisconsin	26	60,304
			201	211

1977 Record: 7-5 (4-4/5th)

Coach: Cal Stoll (6th)

Date	UM	Opp.	TV	Att.
9/10	W 10	Western Michigan	7	29,619
9/17	L 7	at Ohio State (6)	38	87,799
9/24	W 27	UCLA	13	41,076
10/1	W 19	Washington	17	31,895
10/8	L 6	at Iowa	18	57,460
10/15	W 13	Northwestern	7	39,021
10/22	W 16	Michigan (1)	0	44,165
10/29	L 22	(19) at Indiana	34	30,399
11/5	L 10	Michigan State	29	30,600
11/12	W 21	at Illinois	0	37,689
11/19	W 13	Wisconsin	7	30,742
12/22	L 7	vs. Maryland	17	Mizlou 47,000
Hall of Fame Bowl (Birmingham, Ala.)				
			171	187

1978 Record: 5-6 (4-4/5th)

Coach: Cal Stoll (7th)

Date	UM	Opp.	TV	Att.
9/16	W 38	Toledo	12	31,223
9/23	L 10	Ohio State (16)	27	55,200
9/30	L 3	at UCLA	17	40,369
10/7	L 14	Oregon State	17	35,083
10/14	W 22	Iowa	20	51,381
10/21	W 38	at Northwestern	14	16,452
10/28	L 10	at Michigan (8)	42	105,308
11/4	W 32	Indiana	31	39,797
11/11	L 9	at Michigan State	33	72,122
11/18	W 24	Illinois	6	25,388
11/25	L 10	at Wisconsin	48	61,000
			210	267

1979 Record: 4-6-1 (3-5-1/6th)

Coach: Joe Salem (1st)

Date	UM	Opp.	TV	Att.
9/8	W 24	Ohio	10	33,435
9/15	L 17	Ohio State (15)	21	ESPN 43,515
9/22	L 14	at USC (1)	48	61,966
9/29	W 38	Northwestern	8	33,998
10/6	W 31	Purdue	14	47,281
10/13	L 21	at Michigan (11)	13	104,677
10/20	W 24	at Iowa	7	60,050
10/27	T 17	Illinois	17	46,449
11/3	L 24	at Indiana	42	35,591
11/10	L 17	at Michigan State	31	NCAA* 75,131
11/17	L 37	Wisconsin	42	37,274
			264	271

1980 Record: 5-6 (4-5/5th)

Coach: Joe Salem (2nd)

Date	UM	Opp.	TV	Att.
9/13	W 38	Ohio	14	35,114
9/20	L 0	at Ohio State	24	NCAA* 87,916
9/27	L 7	USC (5)	47	55,115
10/4	W 49	at Northwestern	21	17,747
10/11	L 7	at Purdue	21	69,399
10/18	L 14	Michigan	37	56,297
10/25	W 24	Iowa	6	58,158
11/1	W 21	at Illinois	18	51,202
11/8	W 31	Indiana	7	NCAA* 30,092
11/15	L 12	Michigan State	30	30,329
11/22	L 7	at Wisconsin	25	54,229
			210	250

1981 Record: 6-5 (4-5/6th)

Coach: Joe Salem (3rd)

Date	UM	Opp.	TV	Att.
9/12	W 19	Ohio	17	40,086
9/19	W 16	Purdue	13	WLFI-TV 41,530
9/26	W 42	Oregon State	12	NCAA* 30,890
10/3	L 29	at Illinois	38	63,814
10/10	W 35	Northwestern	23	45,949
10/17	L 16	at Indiana	17	46,460
10/24	W 12	at Iowa (6)	10	NCAA* 60,000
10/31	L 13	Michigan (15)	34	ON-TV 52,875
11/7	W 35	Ohio State (18)	31	WOSU-TV 42,793
11/14	L 36	at Michigan State	43	56,571
11/21	L 21	Wisconsin	26	SNI 47,125
			274	264

YEAR-BY-YEAR RECORDS

1982 Record: 3-8 (1-8/10th)

Coach: Joe Salem (4th)

Date	UM	Opp.	TV	Att.
9/11	W 57	Ohio		3 56,168
9/18	W 36	at Purdue	CBS	63,247
9/25	W 41	Washington State		11 50,653
10/2	L 24	(19) Illinois	CBS	63,684
10/9	L 21	at Northwestern		31 20,875
10/16	L 21	Indiana		40 61,865
10/23	L 16	Iowa	KSTP-TV	63,872
10/30	L 14	at Michigan		52 105,619
11/6	L 10	at Ohio State		35 87,666
11/13	L 7	Michigan State		26 57,146
11/20	L 0	at Wisconsin		24 59,792
				247
				295

1983 Record: 1-10 (0-9/10th)

Coach: Joe Salem (5th)

Date	UM	Opp.	TV	Att.
9/10	W 21	at Rice		17 10,000
9/17	L 13	Nebraska (1)	KETV-TV	62,687
9/24	L 20	Purdue		32 41,839
10/1	L 18	at Ohio State (8)		69 89,192
10/8	L 31	at Indiana		38 41,111
10/15	L 17	Wisconsin	WKOW-TV	62,689
10/22	L 8	at Northwestern		19 21,411
10/29	L 10	at Michigan State		34 76,481
11/5	L 23	Illinois (6)	WCIA-TV	35,514
11/12	L 10	Michigan (9)	WSTN-TV	40,945
11/19	L 10	at Iowa (11)		61 66,160
				181
				518

1984 Record: 4-7 (3-6/8th)

Coach: Lou Holtz (1st)

Date	UM	Opp.	TV	Att.
9/8	W 31	Rice		24 50,576
9/15	L 7	at Nebraska (1)		38 76,077
9/22	L 10	at Purdue		34 61,538
9/29	L 22	Ohio State (3)	WOSU-TV	47,543
10/6	W 33	Indiana		24 44,786
10/13	W 17	at Wisconsin		14 78,770
10/20	L 28	Northwestern		31 56,934
10/27	L 13	Michigan State		20 47,427
11/3	L 3	at Illinois		48 76,056
11/10	L 7	at Michigan		31 101,247
11/17	W 23	Iowa	CS-TV	63,479
				194
				316

1985 Record: 7-5 (4-4/6th)

Coach: Lou Holtz (2nd)

Date	UM	Opp.	TV	Att.
9/14	W 28	Wichita State	14 KMSP-TV	56,094
9/21	W 62	Montana	17 KMSP-TV	55,700
9/28	L 7	Oklahoma (3)	13 TBS	62,446
10/5	W 45	Purdue	15 TBS	59,503
10/12	W 21	at Northwestern	10	24,512
10/19	W 22	at Indiana	7	38,826
10/26	L 19	(20) Ohio State (9)	23	64,455
11/2	L 26	at Michigan State	31	63,758
11/9	W 27	Wisconsin	18	64,571
11/16	L 7	Michigan (8)	48 TBS	64,129
11/23	L 9	at Iowa (3)	31	66,020
12/21	W 20	vs. Clemson	13 Mizlou	42,800
Independence Bowl (Shreveport, La.)				
				293
				240

1986 Record: 6-6 (5-3/13rd)

Coach: John Gutekunst (1st)

Date	UM	Opp.	TV	Att.
9/13	W 31	Bowling Green		7 51,317
9/20	L 0	at Oklahoma (1)		63 75,004
9/27	L 20	Pacific		24 50,270
10/4	W 36	at Purdue		9 63,067
10/11	W 44	Northwestern		23 58,177
10/18	W 19	Indiana		17 52,960
10/25	L 0	at Ohio State	33 TBS	89,936
11/1	L 23	Michigan State	52 TBS	57,408
11/8	W 27	at Wisconsin	20	65,164
11/15	W 20	at Michigan (2)	17 CBS	104,864
11/22	L 27	Iowa	30 TBS	65,018
12/29	L 14	vs. Tennessee	21 Raycom	51,327
Liberty Bowl (Memphis, Tenn.)				
				261
				316

1987 Record: 6-5 (3-5/16th)

Coach: John Gutekunst (2nd)

Date	UM	Opp.	TV	Att.
9/12	W 24	Northern Iowa	7 KITN-TV	50,120
9/19	W 32	California	23 KITN-TV	47,322
9/26	W 30	Central Michigan	10	46,868
10/3	W 21	Purdue	19	49,376
10/10	W 45	at Northwestern	33	22,104
10/16	L 17	Indiana	18	60,340
10/24	L 9	at Ohio State (16)	42	89,801
10/31	L 17	at Illinois	27	60,143
11/7	L 20	Michigan	30 ABC	55,481
11/14	W 22	Wisconsin	19	62,412
11/21	L 20	at Iowa	34	67,700
				257
				262

1988 Record: 2-7-2 (0-6-2/9th)

Coach: John Gutekunst (3rd)

Date	UM	Opp.	TV	Att.
9/10	L 9	Washington State	41	40,011
9/17	W 35	Miami (Ohio)	3	39,343
9/24	W 31	Northern Illinois	20	40,007
10/1	L 10	at Purdue	14	61,805
10/8	T 28	Northwestern	28 Raycom	44,566
10/15	L 13	at Indiana	33 KITN-TV	51,154
10/22	L 6	Ohio State	13 Raycom	44,221
10/29	T 27	Illinois	27	40,554
11/5	L 7	at Michigan (14)	22 ABC	102,171
11/12	L 7	at Wisconsin	14	40,467
11/19	L 22	Iowa	31 Raycom	63,894
				195
				246

1989 Record: 6-5 (4-4/5th)

Coach: John Gutekunst (4th)

Date	UM	Opp.	TV	Att.
9/16	W 30	at Iowa State	20	45,410
9/23	L 0	Nebraska (3)	48	58,368
9/30	W 34	Indiana State	14	34,280
10/7	W 35	Purdue	15	36,621
10/14	W 20	at Northwestern	18	26,849
10/21	L 18	at Indiana	28	51,069
10/28	L 37	Ohio State	41 ABC	33,945
11/4	W 24	Wisconsin	22	39,325
11/11	L 7	at Michigan State	21	73,259
11/18	L 15	Michigan (3)	49 ESPN	35,013
11/25	W 43	at Iowa	7	67,700
				263
				283

YEAR-BY-YEAR RECORDS

1990 Record: 6-5 (5-3/6th)

Coach: John Gutekunst (5th)					
Date	UM	Opp.	TV	Att.	
9/8	L 29	Utah	35	KUTV-TV	32,229
9/15	W 20	Iowa State	16		37,108
9/22	L 0	at Nebraska (8)	56		76,354
10/6	W 19	at Purdue	7		34,123
10/13	W 35	Northwestern	25		32,522
10/20	W 12	Indiana	0		38,227
10/27	L 23	at Ohio State	52		83,945
11/3	W 21	at Wisconsin	3		51,189
11/10	L 16	Michigan State (24)	28		38,731
11/17	L 18	at Michigan (16)	35		102,112
11/24	W 31	Iowa (13)	24		64,694
			224		281

1991 Record: 2-9 (1-7/10th)

Coach: John Gutekunst (6th)					
Date	UM	Opp.	TV	Att.	
9/14	W 26	San Jose State	20		47,914
9/21	L 0	at Colorado (19)	58		52,147
9/28	L 13	Pittsburgh (18)	14	ABC	39,511
10/5	L 3	at Illinois (22)	24	ESPN	57,981
10/12	W 6	Purdue	3		31,939
10/19	L 12	at Michigan State	20		75,097
10/25	L 6	Michigan (4)	52		32,577
11/2	L 8	at Indiana	34		44,095
11/9	L 6	Ohio State (19)	35	ESPN	30,145
11/16	L 16	Wisconsin	19		36,133
11/23	L 8	at Iowa (8)	23		69,500
			104		302

1992 Record: 2-9 (2-6/10th)

Coach: Jim Wacker (1st)					
Date	UM	Opp.	TV	Att.	
9/12	L 30	San Jose State	39		36,912
9/19	L 20	Colorado (11)	21		33,719
9/26	L 33	at Pittsburgh	41		31,129
10/3	W 18	Illinois	17		32,112
10/10	L 20	at Purdue	24		30,635
10/17	L 15	Michigan State	20		35,594
10/24	L 13	at Michigan (3)	63		106,579
10/31	L 17	Indiana	24		31,741
11/7	L 0	at Ohio State (22)	17		91,764
11/14	L 6	at Wisconsin	34		48,754
11/21	W 28	Iowa	13		57,368
			200		313

1993 Record: 4-7 (3-5/78th)

Coach: Jim Wacker (2nd)					
Date	UM	Opp.	TV	Att.	
9/4	L 20	at Penn State (17)	38	MSC	95,387
9/11	W 27	Indiana State	10		30,719
9/18	L 25	Kansas State	30		36,245
9/25	L 17	at San Diego State	48	KMSP-TV	41,487
10/2	L 19	Indiana	23		33,315
10/9	W 59	Purdue	56		31,293
10/16	W 28	at Northwestern	26		27,814
10/23	W 28	Wisconsin (15)	21		64,798
11/6	L 20	at Illinois	23	ESPN	50,192
11/13	L 7	Michigan	58	ESPN	43,603
11/20	L 3	at Iowa	21		66,840
			253		354

1994 Record: 3-8 (1-7/11th)

Coach: Jim Wacker (3rd)					
Date	UM	Opp.	TV	Att.	
9/3	L 3	Penn State (9)	56	MSC	51,134
9/10	W 33	Pacific	7	MSC	37,719
9/17	W 40	San Diego State	17	MSC	32,212
9/24	L 0	at Kansas State	35	MSC	40,002
10/1	L 14	at Indiana	25	MSC	38,195
10/8	L 37	at Purdue	49	MSC	33,158
10/15	L 31	Northwestern	37	MSC	44,377
10/22	W 17	at Wisconsin	14	MSC	77,745
11/5	L 17	Illinois	21	MSC	35,069
11/12	L 22	at Michigan (19)	38	MSC	105,624
11/19	L 42	Iowa	49	MSC	53,340
			256		348

1995 Record: 3-8 (1-7/10th)

Coach: Jim Wacker (4th)					
Date	UM	Opp.	TV	Att.	
9/16	W 31	Ball State	7	MSC	48,420
9/23	L 17	at Syracuse	27	Creative	42,780
9/30	W 55	Arkansas State	7	MSC	42,472
10/7	W 39	Purdue	38	MSC	39,343
10/14	L 17	Northwestern	27	MSC	50,504
10/21	L 31	at Michigan State	34	MSC	70,123
10/28	L 17	at Michigan (9)	52	ABC	104,929
11/4	L 21	Ohio State (4)	49	ESPN2	46,418
11/11	L 27	Wisconsin	34	ESPN2	64,016
11/18	L 14	at Illinois	48	MSC	45,521
11/25	L 3	at Iowa	45	MSC	65,794
			272		368

1996 Record: 4-7 (1-7/79th)

Coach: Jim Wacker (5th)					
Date	UM	Opp.	TV	Att.	
9/7	W 30	at NE Louisiana	3	MSC	24,842
9/14	W 26	Ball State	23	MSC	41,007
9/21	W 35	Syracuse (23)	33	ESPN2	45,756
10/5	L 27	at Purdue	30	Creative	44,908
10/12	L 24	at Northwestern (15)	26	ESPN2	35,848
10/19	L 9	Michigan State	27		45,434
10/26	L 10	Michigan (10)	44	ESPN2	41,246
11/2	L 0	at Ohio State (2)	45	ESPN2	93,588
11/9	L 28	at Wisconsin	45	Creative	78,006
11/16	W 23	Illinois	21	MSC	34,321
11/23	L 24	Iowa	43	ESPN2	53,349
			236		340

1997 Record: 3-9 (1-7/79th)

Coach: Glen Mason (1st)					
Date	UM	Opp.	TV	Att.	
8/30	L 3	at Hawaii	17	MSC	31,510
9/13	W 53	Iowa State	29	MSC	55,943
9/20	W 20	at Memphis	17	MSC	23,208
9/27	L 43	Houston	45	MSC	36,447
10/4	L 10	at Michigan State	31	MSC	75,263
10/11	L 43	Purdue	59	MSC	37,821
10/18	L 15	at Penn State (1)	16	ESPNR	96,953
10/25	L 21	Wisconsin	22	ESPN2	57,563
11/1	L 3	at Michigan (4)	24	ESPNR	106,577
11/8	L 3	Ohio State (7)	31	MSC	47,706
11/15	W 24	Indiana	12	MSC	33,905
11/22	L 0	at Iowa	31	MSC	64,591
			238		334

YEAR-BY-YEAR RECORDS

1998 Record: 5-6 (2-6/17th)

Coach: Glen Mason (2nd)

Date	UM	Opp.	TV	Att.
9/5	W 17	Arkansas State	14	MSC 40,112
9/12	W 14	at Houston	7	MSC 17,540
9/19	W 41	Memphis	14	MSC 35,919
10/3	L 21	at Purdue	56	MSC 56,809
10/10	L 17	Penn State (13)	27	ABC 40,456
10/17	L 15	at Ohio State (1)	45	ESPN 93,183
10/24	W 19	Michigan State	18	ESPNR 41,327
10/31	L 10	Michigan (22)	15	ESPN 41,310
11/7	L 7	at Wisconsin (8)	26	ESPN 78,767
11/14	L 19	at Indiana	20	MSC 30,049
11/21	W 49	Iowa	7	MSC 50,640
229		249		

1999 Record: 8-4 (5-3/14th)

Coach: Glen Mason (3rd)

Date	UM	Opp.	TV	Att.
9/4	W 33	Ohio	7	MSC 35,552
9/11	W 35	UL Monroe	0	MSC 38,137
9/18	W 55	Illinois State	7	MSC 33,726
10/2	W 33	at Northwestern	14	MSC 24,439
10/9	L 17	(25) Wisconsin (20) OT	20	ESPNR 63,108
10/16	W 37	at Illinois	7	ESPN2 49,152
10/23	L 17	(24) Ohio State (22)	20	ESPN 50,842
10/30	L 28	Purdue (18)	33	ESPN 48,869
11/6	W 24	at Penn State (2)	23	ESPN2 96,753
11/13	W 44	(20) Indiana	20	ESPNR 47,852
11/20	W 25	(17) at Iowa	21	MSC 55,386
12/31	L 20	(12) vs. Oregon	24	CBS 48,757
368		196		

Final AP Ranking: 18 • Final ESPN/USA Today Ranking: 17

2000 Record: 6-6 (4-4/14th)

Coach: Glen Mason (4th)

Date	UM	Opp.	TV	Att.
9/2	W 47	UL Monroe	10	MSC 40,183
9/9	L 17	Ohio	23	MSC 41,637
9/16	W 34	at Baylor	9	FSN 20,125
9/23	L 24	at Purdue (21)	38	ESPN 67,425
9/30	W 44	Illinois (22)	10	ESPN 44,462
10/7	W 25	Penn State	16	ESPN2 44,439
10/14	W 29	at Ohio State (6)	17	ESPN2 98,120
10/21	L 43	(22) at Indiana	51	MSC 30,882
10/28	L 35	Northwestern (23)	41	ESPN2 59,004
11/4	L 20	at Wisconsin	41	ESPN2 79,171
11/18	W 27	Iowa	24	ESPNR 54,387
12/28	L 30	vs. North Carolina State	38	TBS 28,359
375		318		

2001 Record: 4-7 (2-6/110th)

Coach: Glen Mason (5th)

Date	UM	Opp.	TV	Att.
8/30	L 7	at Toledo	38	34,950
9/8	W 44	Louisiana-Lafayette	14	35,089
9/29	L 28	Purdue (24) OT	35	ESPN2 40,160
10/6	L 14	at Illinois	25	ESPNR 53,225
10/13	L 17	at Northwestern	23	ESPNR 31,097
10/20	W 28	Michigan State	19	47,385
10/27	W 66	Murray State	10	36,981
11/3	L 28	Ohio State	31	ESPN 45,407
11/10	L 10	at Michigan (12)	31	ESPN2 110,828
11/17	L 24	at Iowa	42	ESPN2 65,491
11/24	W 42	Wisconsin	31	ESPN2 55,890
308		299		

2002 Record: 8-5 (3-5/7th)

Coach: Glen Mason (6th)

Date	UM	Opp.	TV	Att.
8/31	W 42	Southwest Texas State	0	32,209
9/7	W 35	at Louisiana-Lafayette	11	ESPNR 20,512
9/14	W 31	Toledo	21	36,640
9/21	W 41	Buffalo	17	34,294
9/28	L 15	at Purdue	28	ESPN2 56,839
10/3	W 31	Illinois	10	ESPN2 32,663
10/10	W 45	Northwestern	42	37,729
10/19	W 28	at Michigan State	7	ESPNR 74,232
11/2	L 3	(23) at Ohio State (6)	34	ABC 104,897
11/9	L 24	Michigan (13)	41	ESPN 53,773
11/16	L 21	Iowa (6)	45	ESPN 65,184
11/23	L 31	at Wisconsin	49	78,843
12/30	W 29	vs. Arkansas (25)	14	ESPN 39,183
376		319		

Gaylord Hotels Music City Bowl

2003 Record: 10-3 (5-3/14th)

Coach: Glen Mason (7th)

Date	UM	Opp.	TV	Att.
8/30	W 49	Tulsa	10	36,623
9/6	W 48	Troy State	7	ESPNR 31,393
9/13	W 42	at Ohio	20	ESPNR 20,227
9/20	W 48	(24) Louisiana-Lafayette	14	34,929
9/27	W 20	(24) at Penn State	14	ESPN 106,735
10/4	W 42	(21) at Northwestern	17	ESPNR 23,539
10/10	L 35	(17) Michigan (20)	38	ESPN 62,374
10/18	L 38	(25) Michigan State (15)	44	ESPN2 38,778
10/25	W 36	at Illinois	10	ESPNR 46,407
11/1	W 55	(24) Indiana	7	45,398
11/8	W 37	(24) Wisconsin	34	ESPN 59,543
11/15	L 22	(19) at Iowa (20)	40	ESPN2 70,397
12/31	W 31	(24) vs. Oregon	30	CBS 49,894
503		285		

Final AP Ranking: 20 • Final ESPN/USA Today Ranking: 17

Wells Fargo Sun Bowl (El Paso, Texas)

2004 Record: 7-5 (3-5/8th)

Coach: Glen Mason (8th)

Date	UM	Opp.	TV	Att.
9/4	W 63	(22) Toledo	21	ESPN2 45,144
9/11	W 37	(22) Illinois State	21	ESPNR 34,006
9/18	W 34	(22) at Colorado State	16	ESPN2 33,501
9/25	W 43	(19) Northwestern	17	ESPN2 44,657
10/2	W 16	(18) Penn State	7	ESPNR 50,386
10/9	L 24	(13) at Michigan (14)	27	ESPN 111,518
10/16	L 17	(19) at Michigan State	51	ESPN 72,383
10/23	W 45	Illinois	0	46,526
10/30	L 21	(24) at Indiana	30	22,282
11/6	L 14	at Wisconsin (5)	38	ABC 83,069
11/13	L 27	Iowa (19)	29	ESPN 64,719
12/31	W 20	vs. Alabama	16	ESPN 66,089
361		273		

Gaylord Hotels Music City Bowl (Nashville, Tenn.)

YEAR-BY-YEAR RECORDS

2005 Record: 7-5 (4-4/7th)

Coach: Glen Mason (9th)

Date	UM		Opp.	TV	Att.
9/1	W 41	at Tulsa	10	ESPN2	33,410
9/10	W 56	Colorado State	24	ESPN2	40,221
9/17	W 46	Florida Atlantic	7	FSN	40,709
9/24	W 42	Purdue (11)	20T 35	ESPN	48,116
10/1	L 14	(18) at Penn State	44	ABC	106,604
10/8	W 23	at Michigan	20	ABC	111,117
10/15	L 34	(22) Wisconsin (23)	38	ESPN	65,089
10/29	L 31	Ohio State (12)	45	ABC	54,825
11/5	W 42	at Indiana	21	ESPN2	30,656
11/12	W 41	Michigan State	18	ESPNR	45,187
11/19	L 28	at Iowa	52	ESPN2	70,585
12/30	L 31	vs. Virginia	34	ESPN	40,519
Gaylord Hotels Music City Bowl (Nashville, Tenn.)					
			429	348	

2006 Record: 6-7 (3-5/16th)

Coach: Glen Mason (10th)

Date	UM		Opp.	TV	Att.
8/31	W 44	at Kent State	0	ESPN360	20,126
9/9	L 17	at California (22)	42	TBS	55,035
9/16	W 62	Temple	0		45,612
9/23	L 21	at Purdue	27	ESPN2	54,620
9/30	L 14	Michigan (6)	28	ESPN	50,805
10/7	L 27	Penn State	OT 28	ESPNR	45,227
10/14	L 12	at Wisconsin (25)	48	ESPN	82,010
10/21	W 10	North Dakota State	9	FSN	62,845
10/28	L 0	at Ohio State (1)	44	ABC	105,443
11/4	W 63	Indiana	26	ESPN360	44,610
11/11	W 31	at Michigan State	18	ESPNU	64,807
11/18	W 34	Iowa	24	ESPNR	64,140
12/29	L 41	vs. Texas Tech	OT 44	NFL	48,391
Insight Bowl (Tempe, Ariz.)					
			376	338	

2007 Record: 1-11 (0-8/11th)

Coach: Tim Brewster (1st)

Date	UM		Opp.	TV	Att.
9/1	L 31	Bowling Green	OT 32	BTN	49,253
9/8	W 41	Miami (Ohio)	30T 35	BTN	45,383
9/15	L 39	at Florida Atlantic	42	ESPN360	10,759
9/22	L 31	Purdue	45	ESPN2	47,483
9/29	L 7	Ohio State (8)	30	ESPN2	51,611
10/6	L 20	at Indiana	40	BTN	32,009
10/13	L 48	at Northwestern	20T 49	BTN	23,314
10/20	L 21	North Dakota State	27	BTN	63,088
10/27	L 10	at Michigan (19)	34	ESPN2	109,432
11/3	L 17	Illinois	44	BTN	46,604
11/10	L 16	at Iowa	21	BTN	70,585
11/17	L 34	Wisconsin (24)	41	BTN	59,116
			315	440	

2008 Record: 7-6 (3-5/7th)

Coach: Tim Brewster (2nd)

Date	UM		Opp.	TV	Att.
8/30	W 31	Northern Illinois	27	BTN	44,029
9/6	W 42	at Bowling Green	17	ESPNU	23,184
9/13	W 35	Montana State	23	BTN	43,929
9/20	W 37	Florida Atlantic	3	BTN	41,003
9/27	L 21	at Ohio State (14)	34	BTN	105,175
10/4	W 16	Indiana	7	BTN	40,511
10/11	W 27	at Illinois	20	ESPN	62,870
10/25	W 17	(25) at Purdue	6	ESPN2	54,215
11/1	L 17	(20) Northwestern	24	ESPN2	54,112
11/8	L 6	Michigan	29	ABC	55,040
11/15	L 32	at Wisconsin	35	ESPN	81,228
11/22	L 0	Iowa	55	BTN	64,071
12/31	L 21	vs. Kansas	42	NFL	49,103
Insight Bowl (Tempe, Ariz.)					
			315	440	

2009 Record: 6-7 (3-5/8th)

Coach: Tim Brewster (3rd)

Date	UM		Opp.	TV	Att.
9/5	W 23	at Syracuse	OT 20	ESPN2	48,617
9/12	W 20	Air Force	13	BTN	50,805
9/19	L 21	California (8)	35	ESPN	50,805
9/26	W 35	at Northwestern	24	BTN	22,091
10/3	L 28	Wisconsin	31	ESPN	50,805
10/10	W 35	Purdue	20	ESPN2	50,805
10/17	L 0	at Penn State (14)	20	ABC	107,981
10/24	L 7	at Ohio State (18)	38	ESPN	105,011
10/31	W 42	Michigan State	34	BTN	50,805
11/7	L 32	Illinois	35	BTN	50,805
11/14	W 16	South Dakota State	13	BTN	50,805
11/21	L 0	at Iowa (15)	12	ESPN	70,585
12/31	L 13	vs. Iowa State	14	NFL	45,090
Insight Bowl (Tempe, Ariz.)					
			272	309	

2010 Record: 3-9 (2-6/9th)

Coach: Tim Brewster (4th - Fired after 7 games); Jeff Horton (interim)

Date	UM		Opp.	TV	Att.
9/2	W 24	at Middle Tennessee State	17	ESPNU	25,908
9/11	L 38	South Dakota	41	BTN	49,554
9/18	L 21	USC (18)	32	ESPN	50,442
9/25	L 23	Northern Illinois	34	BTN	49,368
10/2	L 28	Northwestern	29	ESPN	49,228
10/9	L 23	at Wisconsin (20)	41	ESPN	80,328
10/16	L 17	at Purdue	28	ESPN2	47,319
10/23	L 21	Penn State	33	ESPNU	48,479
10/30	L 10	Ohio State (10)	52	ABC	48,717
11/6	L 8	at Michigan State (16)	31	BTN	71,128
11/13	W 38	at Illinois	34	BTN	55,549
11/27	W 27	Iowa (24)	24	BTN	50,805
			278	396	

YEAR-BY-YEAR RECORDS

2011 Record: 3-9 (2-6/6th-Legends Division)

Coach: Jerry Kill (1st)

Date	UM	Opp.	TV	Att.
9/3	L 17	at USC (25)	19	ABC 68,273
9/10	L 21	New Mexico State	28	BTN 48,807
9/17	W 29	Miami (Ohio)	23	BTN 49,950
9/24	L 24	North Dakota State	37	BTN 48,802
10/1	L 0	at Michigan	58	BTN 111,106
10/8	L 17	at Purdue	45	ESPN 38,207
10/22	L 14	Nebraska	41	ABC 49,187
10/29	W 22	Iowa	21	BTN 46,543
11/5	L 24	at Michigan State (15)	31	BTN 72,219
11/12	L 13	Wisconsin (16)	42	BTN 49,158
11/19	L 13	at Northwestern	28	BTN 26,215
11/26	W 27	Illinois	7	BTN 41,549
	221		380	

2012 Record: 6-7 (2-6/6th-Legends Division)

Coach: Jerry Kill (2nd)

Date	UM	Opp.	TV	Att.
8/30	W 30	at UNLV	30T 27	CBSN 16,013
9/8	W 44	New Hampshire	7	BTN 47,022
9/15	W 28	Western Michigan	23	BTN 44,921
9/22	W 17	Syracuse	10	BTN 50,805
9/29	L 13	at Iowa	31	ESPN2 70,585
10/13	L 13	Northwestern	21	ESPN2 49,651
10/20	L 13	at Wisconsin	38	ESPNU 80,587
10/27	W 44	Purdue	28	BTN 41,062
11/3	L 13	Michigan	35	BTN 48,801
11/10	W 17	at Illinois	3	BTN 46,912
11/17	L 14	at Nebraska (16)	38	BTN 85,330
11/24	L 10	Michigan State	26	BTN 44,194
12/28	L 31	vs. Texas Tech	34	ESPN 50,386
		Meineke Car Care Bowl (Houston, Texas)		
	287		321	

2013 Record: 8-5 (4-4/4th-Legends Division)

Coach: Jerry Kill (3rd)

Date	UM	Opp.	TV	Att.
8/29	W 51	UNLV	23	BTN 44,217
9/7	W 44	at New Mexico State	21	BTN2Go 16,418
9/14	W 29	Western Illinois	12	BTN 42,127
9/21	W 43	San Jose State	24	ESPN2 45,647
9/28	L 7	Iowa	23	ABC 51,382
10/5	L 13	at Michigan (19)	42	ABC 111,079
10/19	W 20	at Northwestern	17	ESPN2 36,587
10/26	W 34	Nebraska (25)	23	ESPN 49,995
11/2	W 42	at Indiana	39	BTN 44,625
11/9	W 24	Penn State	10	ESPN2 48,123
11/23	L 7	Wisconsin (16)	20	ESPN 53,090
11/30	L 3	at Michigan State (11)	14	BTN 71,418
12/27	L 17	vs. Syracuse	21	ESPN 32,327
		Texas Bowl (Houston, Texas)		
	334		289	

2014 Record: 8-5 (5-3/2nd-West Division)

Coach: Jerry Kill (4th)

Date	UM	Opp.	TV	Att.
8/28	W 42	Eastern Illinois	20	BTN 44,344
9/6	W 35	Middle Tennessee	24	BTN 47,223
9/13	L 7	at TCU	30	FS1 43,958
9/20	W 24	San Jose State	7	BTN 47,739
9/27	W 30	at Michigan	14	ABC 102,926
10/11	W 24	Northwestern	17	BTN 49,051
10/18	W 39	Purdue	38	BTN 51,241
10/25	L 24	at Illinois	28	ESPNU 44,437
11/8	W 51	Iowa	14	ESPN2 49,680
11/15	L 24	Ohio State (8)	31	ABC 45,778
11/22	W 28	at Nebraska (21)	24	ESPN 91,186
11/29	L 24	(22) at Wisconsin (14)	34	BTN 80,341
1/1	L 17	vs. Missouri (16)	33	ABC 48,624
		Citrus Bowl (Orlando, Fla.)		
	369		314	

2015 Record: 6-7 (2-6/5th-West Division)

Coach: Jerry Kill (5th - Resigned after 7 games); Tracy Claeys (1st)

Date	UM	Opp.	TV	Att.
9/3	L 17	TCU (2)	23	ESPN 54,147
9/12	W 23	at Colorado State	OT 20	CBSN 32,500
9/19	W 10	Kent State	7	BTN 52,823
9/26	W 27	Ohio	24	BTN 53,917
10/3	L 0	at Northwestern (16)	27	BTN 30,044
10/10	W 41	at Purdue	13	ESPN 33,780
10/17	L 25	Nebraska	48	ESPN2 54,062
10/31	L 26	Michigan (15)	29	ESPN 50,709
11/7	L 14	at Ohio State (1)	28	ABC 108,075
11/14	L 35	at Iowa (8)	40	BTN 70,585
11/21	W 32	Illinois	23	ESPNews 47,976
11/28	L 21	Wisconsin	31	BTN 52,850
12/28	W 21	vs. Central Michigan	14	ESPN2 34,217
		Quick Lane Bowl (Detroit, Mich.)		
	292		327	

2016 Record: 9-4 (5-4/4th-West Division)

Coach: Tracy Claeys (2nd)

Date	UM	Opp.	TV	Att.
9/1	W 30	Oregon State	23	BTN 44,582
9/10	W 58	Indiana State	28	ESPNews 41,026
9/24	W 31	Colorado State	24	ESPNU 44,854
10/1	L 26	at Penn State	OT 29	BTN 95,332
10/8	L 7	Iowa	14	ESPN2 49,145
10/15	W 31	at Maryland	10	ESPNU 41,465
10/22	W 34	Rutgers	32	ESPNU 46,096
10/29	W 40	at Illinois	17	BTN 40,090
11/5	W 44	Purdue	31	BTN 42,832
11/12	L 17	at Nebraska (21)	24	BTN 90,456
11/19	W 29	Northwestern	12	BTN 38,162
11/26	L 17	at Wisconsin (5)	31	BTN 77,216
12/27	W 17	vs. Washington State	12	ESPN 48,704
		Holiday Bowl (San Diego, Calif.)		
	381		287	

YEAR-BY-YEAR RECORDS

2017 Record: 5-7 (2-7/6th-West Division)

Coach: P.J. Fleck (1st)

Date	UM	Opp.	TV	Att.
8/31	W 17	Buffalo	7	BTN 43,224
9/9	W 48	at Oregon State	14	FS1 35,206
9/16	W 34	Middle Tennessee	3	BTN 43,727
9/30	L 24	Maryland	31	FS1 43,511
10/7	L 17	at Purdue	31	ESPN2 42,085
10/14	L 27	Michigan State	30	BTN 47,541
10/21	W 24	Illinois	17	BTN 45,243
10/28	L 10	at Iowa	17	FS1 66,292
11/4	L 10	at Michigan	33	FOX 111,090
11/11	W 54	Nebraska	21	FS1 39,933
11/18	L 0	at Northwestern (23)	39	BTN 30,014
11/25	L 0	Wisconsin (5)	31	ABC 47,327
265			274	

2018 Record: 7-6 (3-6/5th-West Division)

Coach: P.J. Fleck (2nd)

Date	UM	Opp.	TV	Att.
8/30	W 48	New Mexico State	10	BTN 41,291
9/8	W 21	Fresno State	14	FS1 38,280
9/15	W 26	Miami (Ohio)	3	BTN 41,162
9/22	L 13	at Maryland	42	BTN 36,211
10/6	L 31	Iowa	48	BTN 48,199
10/13	L 14	at Ohio State (3)	30	FS1 100,042
10/20	L 28	at Nebraska	53	BTN 89,272
10/26	W 38	Indiana	31	FS1 32,273
11/3	L 31	at Illinois	55	BTN 35,774
11/10	W 41	Purdue	10	ESPN2 31,068
11/17	L 14	Northwestern (24)	24	BTN 32,134
11/24	W 37	at Wisconsin	15	ESPN2 74,038
12/26	W 34	vs. Georgia Tech Quick Lane Bowl (Detroit, Mich.)	10	ESPN 27,228
376			345	

2019 Record: 11-2 (7-2/1st-West Division)

Coach: P.J. Fleck (3rd)

Date	UM	Opp.	TV	Att.
8/29	W 28	South Dakota State	21	FS1 49,112
9/7	W 38	at Fresno State	20T 35	CBSSN 34,790
9/14	W 35	Georgia Southern	32	BTN 41,021
9/28	W 38	at Purdue	31	ESPN2 50,629
10/5	W 40	Illinois	17	BTN 39,341
10/12	W 34	Nebraska	7	FS1 43,502
10/19	W 42	(20) at Rutgers	7	BTN 26,429
10/26	W 52	(17) Maryland	10	ESPN 44,715
11/9	W 31	(13) Penn State (5)	26	ABC 51,883
11/16	L 19	(7) at Iowa (23)	23	FOX 67,518
11/23	W 38	(11) at Northwestern	22	ABC 30,246
11/30	L 17	(9) Wisconsin (13)	38	ABC 53,756
1/1	W 31	(16) vs. Auburn (9) Outback Bowl (Tampa, Fla.)	24	ESPN 45,652
443			293	

Final AP Ranking: 10 • Final Coaches Poll: 10

2020 Record: 3-4 (3-4/4th-West Division)

Coach: P.J. Fleck (4th)

Date	UM	Opp.	TV	Att.
10/24	L 24	Michigan (18)	49	ABC 589
10/30	L 44	at Maryland	OT 45	ESPN NA
11/7	W 41	at Illinois	14	BTN 863
11/13	L 7	Iowa	35	FS1 771
11/20	W 34	Purdue	31	BTN 593
12/12	W 24	at Nebraska	17	FS1 NA
12/19	L 17	at Wisconsin	OT 20	BTN 1
191			211	

2021 Record: 9-4 (6-3/2nd-West Division)

Coach: P.J. Fleck (5th)

Date	UM	Opp.	TV	Att.
9/2	L 31	Ohio State (4)	45	FOX 50,805
9/11	W 31	Miami (Ohio)	26	ESPNU 43,372
9/18	W 30	at Colorado	0	PAC12N 47,482
9/25	L 10	Bowling Green	14	ESPNU 46,236
10/2	W 20	at Purdue	13	BTN 51,111
10/16	W 30	Nebraska	23	ESPN2 45,436
10/23	W 34	Maryland	16	ESPN2 41,011
10/30	W 41	at Northwestern	14	BTN 28,158
11/6	L 6	Illinois	14	ESPN2 46,382
11/13	L 22	at Iowa (19)	27	BTN 69,250
11/20	W 35	at Indiana	14	BTN 38,079
11/27	W 23	Wisconsin (18)	13	FOX 49,736
12/28	W 18	vs. West Virginia	6	ESPN 21,220
331			225	

Television key:

NCAA* – game carried by various networks per the NCAA Television package.

Exact network information was not available.

BTN – Big Ten Network; CBSN – College Sports Network;

ESPNU – ESPN Regional / ESPN Plus; ESPN2 – ESPN Classic

FSN – Fox Sports Net North; FS1 – Fox Sports 1; NFL – NFL Network;

MSC – Midwest Sports Channel; Creative – Creative Sports

GOPHER RADIO NETWORK

GOPHER SPORTS PROPERTIES

Gopher Sports Properties is a property of Learfield IMG College and the dedicated multimedia rights holder representing University of Minnesota Athletics. In complete collaboration with the University, this local team is committed to extending the Golden Gophers' brand affinity to businesses and corporations of all sizes looking to align with the university's loyal and passionate fan base. Gopher Sports Properties manages all aspects of the multimedia rights relationship, providing corporate partners both traditional and new media opportunities through venue signage; digital engagement; event sponsorships and promotion; game day hospitality and luxury seating as well as radio game broadcasts and auxiliary programming across the statewide Gopher Radio Network.

Vice President and General Manager Greg Gerlach, entering his 19th season with Learfield IMG College, spearheads operations and works closely with the entire athletics administration. Learfield IMG College has placed a great emphasis on developing trusted, long-term relationships with some of the most revered institutions and associations in the world of college athletics managing multimedia rights for prominent universities in all of the major athletic conferences. The company also partners with NACDA (National Association of Collegiate Directors of Athletics) to present the Learfield IMG College Sports Directors' Cup, which annually recognizes the top overall collegiate programs in the country.



MIKE GRIMM

Play-By-Play



DARRELL THOMPSON

Analyst



JUSTIN GAARD

Sideline Reporter



TANNER HOOPS

Studio Host

GOPHERS RADIO PARTNERSHIPS

In June 2019, the University of Minnesota Department of Athletics, in conjunction with multimedia rights holder Gopher Sports Properties, announced a multi-year agreement with iHeartMedia Minneapolis that will keep Gopher football radio broadcasts on KFAN (100.3 KFXN-FM) and will also keep men's and women's basketball, men's hockey and select volleyball games and Olympic sports on iHeartMedia channels.

In addition to play-by-play coverage of all Gopher football games, related football programming, including the weekly coach's show Gopher Football Weekly with P.J. Fleck, is broadcast on KFAN as well as nationally on iHeart Radio as well as SiriusXM Satellite Radio. Gopher Football radio programming can also be heard on the statewide Gopher Radio Network, which provides border to border coverage of Gopher Football and auxiliary programming.

The radio broadcast team for Golden Gopher football consists of play-by-play Mike Grimm, analyst Darrell Thompson and sideline reporter Justin Gaard.

Grimm will be calling Minnesota Football games for his 12th season in 2022. He has also served as the voice of Golden Gopher basketball since 2006. He previously handled the halftime, pregame and postgame shows for Gopher football. Thompson is the Gophers' all-time leading rusher. The NFL veteran has been serving as an analyst for Minnesota football broadcasts since 1998. Gaard is from Edina, Minn., and attended Minnesota. He is the producer of the popular Bumper to Bumper radio show on KFAN and is also the co-host of Enough Said on Fox 9.

GOLDEN GOPHER RADIO NETWORK AFFILIATES

Market	Station	Freq.
Ada/Mahonmen	KRJM FM	101.5
Aitkin	KKIN	AM 930/103.1 FM
Albert Lea	KATE AM	1450
Alexandria	KULO FM	94.3
Austin	KAUS AM	1480
Bemidji	KBUN	AM 1450/94.9 FM
Benson	KSCR FM	93.5
Brainerd	WWVI FM	95.9
Buffalo	KRWC AM	1360
Crookston	KROX	AM 1260/105.7 FM 92.1 FM
Detroit Lakes	KDLM	AM 1340/93.1 FM
Duluth-Superior	KDAL	AM 610/103.9 FM
Ely	WELY	AM 1450
Fairmont	KSUM AM	1370
Fargo/Moorhead	KRWK FM	101.9
Grand Rapids	KOZY	AM 1320/93.1 FM
Little Falls	KLTF AM	960
Mankato	KXLP FM	94.1
Marshall	KNSG FM	107.5
Minneapolis	KFAN FM	100.3
Montevideo	KDMA AM	1460
Park Rapids	KPRM	AM 870/100.5 FM
Pipestone	KJOE	FM 106.1
Preston	KNFL FM	104.3
Rochester	KROC AM	1340
St. Cloud	KXSS	FM 1390/93.9 FM
Thief River Falls	KTRF AM	1230
Wadena	KVKK	AM 1070/96.3 FM
Walker	KAKK	AM 1570/96.3 FM
Willmar	KWLM	AM 1340/96.3 FM 101.1 FM
Windom	KDOM	AM 1580/103.1 FM
Winona	KHWK	AM 1380/101.5 FM
Worthington	KWOA	AM 730/ 100.3 FM
Nationwide	Satellite – Sirius XM	
Worldwide	CBS Interactive Stream	
Worldwide	Tuneln Stream	

check gophersportsproperties.com for up-to-date information on all Gopher Radio Network affiliates



MEDIA INFORMATION

CREDENTIALS

Requests for working media credentials for Minnesota home games at Huntington Bank Stadium must be made online at gophersports.com/media. Credentials may be picked up on Saturday at the media will call area at Huntington Bank Stadium. Working media must enter Huntington Bank Stadium through the media entrance, which is the Dodge County entrance.

CREDENTIALS POLICY

Media credentials are issued on a priority basis through television/radio stations originating a live broadcast, daily newspapers, national publications, television/radio stations and longstanding websites receiving priority. All other requests will be evaluated on a game-by-game basis prior to receiving credentials. Freelance reporters and photographers must be on assignment for a recognizable news outlet and all credential requests must come through originating agency. Spouses, children and friends are not allowed in the Huntington Bank Stadium press box. The University of Minnesota reserves the right to deny media credentials to any individual who is not affiliated with an official news gathering organization.

GOPHERSPORTS.COM

Golden Gopher football information, including rosters, notes and releases are posted on GopherSports.com, the official website of Gopher Athletics. This information, in addition to game photos and weekly interviews prior to games, can also be found at Minnesota's digital press box at z.umn.edu/pressbox.

E-MAIL SERVICES

Press releases, game notes and advisories are emailed to members of the media who cover the Gophers on a regular basis. Media who want to be added to the distribution list should contact Paul Rovnak (psrovnak@umn.edu).

PROFESSIONAL SCOUTS

Professional scouts must apply for credentials online at GopherSports.com/media.

MEDIA / SCOUT PARKING

Minnesota has limited media parking for home games and does not provide complimentary parking for professional scouts attending football games at Huntington Bank Stadium. Media and scouts are able to purchase single-game parking passes in the Oak Street Ramp when they apply for credentials at GopherSports.com/media. Ramp and map information is available at that site as well. Media will not be permitted entrance to the Oak Street Ramp without a parking pass. Season parking passes may also be purchased when requesting credentials online.

RADIO/TELEVISION

Minnesota's live television appearances are designated in accordance with Big Ten contractual agreements and guidelines. Radio booths are assigned for the Golden Gopher Radio Network and the opponent's flagship station/network. Booth (indoor or outdoor) assignments for additional national or student radio stations originating live broadcasts will be made if space is available.

PHOTOGRAPHERS

All photographers must obtain a photographer credential and a photo vest upon entering Huntington Bank Stadium. Only photographers wearing their credential and designated photo vest will be permitted to shoot games. In accordance with NCAA and Big Ten rules, photographers are not permitted to shoot within the team bench area and must stay behind the yellow dotted lines that surrounds the field.

INTERNET

Wireless internet is available in the press box at Huntington Bank Stadium. Internet access will also be available in the media work rooms near both the home and visiting locker rooms.

PRESS BOX MEAL

A complimentary pregame meal and snacks may be served. Beverages may be available prior to, during and after the game.

POSTGAME INTERVIEWS

Minnesota complies with an equal access policy. Following his postgame radio show, coach P.J. Fleck and requested Minnesota student-athletes will be available to the media in the interview room. The visiting coach and student-athletes will be available in the visiting team interview room, which is located near the visiting team locker room.

WEEKLY AVAILABILITY

Coach Fleck will be available to the media during weeks that Minnesota plays. Selected student-athletes will also be available, class schedule permitting. Media representatives covering the Gophers on a regular basis are invited. For those unable to attend, a live video stream is available at GopherSports.com. Contact Paul Rovnak (psrovnak@umn.edu) for a weekly schedule.

Player interviews may be conducted following selected practices. All phone interviews for out-of-town media need to be arranged through the Athletic Communications Office. Home and cell phone numbers for players and coaches will not be released and they have been instructed not to conduct interviews if contacted without prior approval of Athletic Communications.

All interviews must not conflict with classes, meetings, training room, treatments or other team obligations. The locker room and training room are closed to the media at all times. Requests for player and/or coach interviews, either in person or via the phone, will be arranged through the Athletic Communications Office. Please allow 24 hours in order to facilitate arrangements per NCAA rules.

PRACTICE INFORMATION

The Golden Gopher football team practices at Athletes Village, located near 15th Ave. SE and 8th St. Please contact the Athletic Communications Office for open practice times, availabilities and regulations.

One-on-one interviews with Coach Fleck will be conducted by request only through the Athletic Communications Office.

Post-practice interviews with players or coaches will be conducted at Athletes Village. All limitations or alterations of media access at practices will be determined by Coach Fleck and communicated through the Athletic Communications Office.

PHOTOGRAPH REQUESTS

All requests for digital photographs of players and coaches, logos or other multimedia items must be made to Paul Rovnak at psrovnak@umn.edu.

ATHLETIC COMMUNICATIONS CONTACT INFORMATION

Sr. Associate AD for Communications/

Football Contact: Paul Rovnak

Mobile Phone: 651-592-5741

Email: psrovnak@umn.edu

Assistant Director

Football Contact: Karl Anderson

Mobile Phone: 612-910-2564

Email: kganders@umn.edu

Mailing Address

Athletic Communications
University of Minnesota
225 Bierman Field Athletic Building
516 15th Avenue SE
Minneapolis, Minn. 55455



MINNESOTA FOOTBALL 2022 SCHEDULE

SEPT. 1 vs.		OCT. 22 AT	
SEPT. 10 vs.		OCT. 29 vs.	R
SEPT. 17 vs.		NOV. 5 AT	N
SEPT. 24 AT		NOV. 12 vs.	N
OCT. 1 vs.	P	NOV. 19 vs.	
OCT. 15 AT	I	NOV. 26 AT	W

HOME

AWAY