



MINNESOTA WOMEN'S BASKETBALL

MEDIA GUIDE



**GADIVA
HUBBARD**

**SARA
SCALIA**

**JASMINE
POWELL**

2020-21 WOMEN'S BASKETBALL

Media & Records Book

2020-21 TEAM INFORMATION

Quick Facts	2
Schedules	3
Rosters	4
Grace Cumming	6
Gadiva Hubbard	7
Jasmine Powell	8
Justice Ross	9
Sara Scalia	10
Klarke Sconiers	11
Kadi Sissoko	12
Laura Bagwell Katalinich	13
Erin Hedman	14
Kayla Mershon	15
Alexia Smith/Caroline Strande	16

COACHING STAFF

Head Coach Lindsay Whalen	18-21
Assistant Coaches	22-24
Support Staff	25-26

2019-20 REVIEW

Season Recap & Notes	28-29
2019-20 Statistics & Results	30-31
2019-20 Game Recaps	32-42

RECORDS

Game Records	44-49
Half/Quarter Records	50-51
Attendance Records	52
Season Records	53-62
1,000 Point Scorers	63-66
Career Records	67-68
Statistical Leaders by Year	69-70
Overtime Games	71
All-Time Series Records	72-81
Conference Series Records	81-82

HISTORY

Awards & Honors	84-87
Gophers in the WNBA	88
Coaching History	89
All-Time Letterwinners	90
High School Representation	91-93
Jersey Number History	94
Gophers in the National Polls	95
All-Time Statistics by Year	96-99
NCAA Tournament History	100-117
WNIT History	118-119
Big Ten Tournament History	120-123
Year-By-Year Results	124-133
Williams Arena	134
Athletes Village	135

MEDIA

Media Information	136
-------------------	-----



› COACHING STAFF

Coach	Position	Alma Mater, Year
Lindsay Whalen	Head Coach	Minnesota, '04
Carly Thibault-DuDonis	Associate Head Coach	Monmouth, '13
Danielle O'Banion	Assistant Coach	Boston College, '01
Kelly Curry	Assistant Coach	Minnesota, '07
Melissa Maines	Assistant AD/Director of Basketball Operations	Texas Tech, '98
Greg Haag	Video Coordinator	Wisconsin Parkside, '12
Garrett Solis	Assistant to the Head Coach	Eastern Michigan, '15

› SUPPORT STAFF

Name	Position
Karl Anderson	Athletic Communications
Mills Armbruster	Marketing
Chris Cords	Director of Basketball Academic Advising
Lori Gislason	Equipment Manager
Everett Knowles	Facilities Manager
Michelle McDonnell	Event Management
Steve Patterson	Athletic Trainer
Kristin Zdanczewicz	Strength & Conditioning

› QUICK FACTS

Location: Minneapolis, Minn.

Enrollment: 52,017

Founded: 1851

Colors: Maroon (PMS 202) & Gold (PMS 136)

Conference: Big Ten

Mascot: Goldy Gopher

University President: Joan T.A. Gabel

Faculty Athletics Representatives: Perry Leo, Dr. Frances Homans

Director of Athletics: Mark Coyle

Senior Woman Administrator: Julie Manning

Head Coach: Lindsay Whalen

Career Record: 37-26 overall, 14-22 B1G (Third Season)

Associate Head Coach: Carly Thibault-DuDonis

Assistant Coach: Danielle O'Banion

Assistant Coach: Kelly Curry

Assistant AD/Director of Operations: Melissa Maines

Video Coordinator: Greg Haag

Athletic Trainer: Steve Patterson

Assistant to the Head Coach: Garrett Solis

Administrative Intern: Annie Odegard

Basketball Office Phone: (612) 624-3563

Starters Returning/Lost: 3/2

Letterwinners Returning/Lost: 4/7

2019-20 Overall Record: 16-15

2019-20 Big Ten Record: 5-13 (11th)

First Season of Basketball: 1971-72 (2020-21 is 50th season)

All-Time Record: 720-681 (.514)

All-Time Big Ten Record: 270-376 (.418)

20-Win Seasons: 12 ('83, '02, '03, '04, '05, '08, '09, '14, '15, '16, '18, '19)

NCAA Tournament Appearances: 10 ('94, '02, '03, '04, '05, '06, '08, '09, '15, '18)

Sweet 16 Appearances: 3 ('03, '04, '05)

Elite Eight Appearances: 1 ('04)

Final Four Appearances: 1 ('04)

Arena (Capacity) / Year Opened: Williams Arena (14,625) / 1928

Arena Press Row Phone: (612) 626-1308

Williams Arena Manager: Everett Knowles

Williams Arena Record (1971-93, '02-Pres.): 370-165 (.692)

CREDITS

Editor:

Karl Anderson

Layout & Design:

Jeff Keiser

Photography: Kelly Hagenson, Brace

Hemmelgarn, Jerry Lee, Eric Miller,

Christopher Mitchell, Brad Rempel,

Jim Rosvold

Printing: University of Minnesota

Printing Services; special thanks to

Gary Stoll and the staff at University

of Minnesota Printing Services

© 2020 University of Minnesota

Intercollegiate Athletics. The

information contained in this

publication was compiled by the

University of Minnesota

Intercollegiate Athletics

Communications office and is

provided as a courtesy to our fans

and the media and may be used for

personal or editorial purposes only.

Any commercial use of this

information is prohibited without the

consent of University of Minnesota

Intercollegiate Athletics.

ATHLETIC COMMUNICATIONS CONTACT INFORMATION

Athletic Communications

Assistant Director

WBB Contact: Karl Anderson

Office Phone: (612) 624-1023

Mobile Phone: (612) 910-2564

Email: kganders@umn.edu

Office Phone (612) 625-4090

Website www.gophersports.com

Email gophers@umn.edu

Mailing Address

Athletic Communications

University of Minnesota

244 Bierman Field Athletic Building

516 15th Avenue SE

Minneapolis, Minn. 55455

GOPHER RADIO NETWORK

General Manager

Greg Gerlach

Play-by-Play

Corbu Stathes

Analyst

Lynnette Sjoquist

2020-21 SCHEDULE

Date	Day	Opponent (TV)	Time
12/2	Wednesday	Eastern Illinois (BTN+)	2 p.m.
12/6	Sunday	Drake	2 p.m.
12/9	Wednesday	Michigan State*	TBD
12/14	Monday	at Northwestern*	TBD
12/23	Wednesday	Indiana*	TBD
1/3	Sunday	at Wisconsin*	TBD
1/6	Wednesday	at Iowa*	TBD
1/10	Sunday	Penn State*	TBD
1/14	Thursday	Maryland*	TBD
1/19	Tuesday	at Nebraska*	TBD
1/25	Monday	at Penn State*	TBD
1/28	Thursday	Purdue*	TBD
1/31	Sunday	Iowa*	TBD
2/4	Thursday	at Michigan*	TBD
2/7	Sunday	at Ohio State*	TBD
2/10	Wednesday	Illinois*	TBD
2/14	Sunday	Wisconsin*	TBD
2/17	Wednesday	at Rutgers*	TBD
2/20	Saturday	at Maryland*	TBD
2/24	Wednesday	Nebraska*	TBD
2/28	Sunday	Michigan*	TBD
3/5/6	Friday/Saturday	at Illinois*	TBD
3/9-13	Tuesday-Saturday	Big Ten Tournament	TBD

Home games in **bold** and played at Williams Arena
All times listed are Central and subject to change

* - Big Ten Conference Game

2019-20 RESULTS (16-15, 5-13 BIG TEN)

Date	Rank	Opponent (TV)	Result	Score
11/5	#23/RV	NR/RV Missouri State (BTN+)	L	69-77
11/10	#23/RV	Vermont (BTN+)	W	90-58
11/14	RV/RV	Milwaukee (BTN+)	W	77-61
11/17	RV/RV	#19/18 Arizona State (BTN)	W	80-66
11/23	RV/RV	Montana State (BTN+)	W	71-60
11/26	RV/RV	Bryant (BTN+)	W	101-56
12/4	RV/RV	at RV/RV Notre Dame ¹ (ACCN)	W	75-67
12/8	RV/RV	at American (WatchStadium.com)	W	70-53
12/10	RV/RV	at George Washington (ESPN+)	W	83-50
12/15	RV/RV	UC Davis (BTN+)	W	76-67
12/21	RV/RV	Lehigh (BTN+)	W	77-49
12/28	RV/RV	at Penn State* (BTN+)	W	81-74
12/31	#24/RV	Ohio State* (BTN+)	L	63-66
1/4	#24/RV	at Nebraska* (BTN)	L	58-72
1/9	RV/NR	Northwestern* (BTN+)	L	54-56
1/12	RV/NR	at Illinois* (BTN)	L	71-74
1/16	NR/NR	Iowa* (BTN+)	L	75-76
1/19	NR/NR	at Purdue* (BTN+)	W	72-59
1/22	NR/NR	Wisconsin* (BTN+)	L	62-72
1/27	NR/NR	at Indiana* (BTN)	L	52-65
1/30	NR/NR	Nebraska* (BTN+)	W	67-61
2/2	NR/NR	Rutgers* (ESPN2)	W 2ot	73-71
2/6	NR/NR	at Wisconsin* (BTN+)	W	73-64
2/10	NR/NR	Michigan* (BTN)	L	52-77
2/13	NR/NR	at Ohio State* (BTN+)	L	76-99
2/17	NR/NR	at Michigan State* (BTN)	L	54-66
2/22	NR/NR	Indiana* (BTN+)	L	69-75
2/27	NR/NR	at Iowa* (BTN+)	L	82-90
3/1	NR/NR	Maryland* (ESPN2)	L	44-99
3/4	NR/NR	vs. Penn State ² (BTN)	W	85-65
3/5	NR/NR	vs. Ohio State ² (BTN)	L	56-77

Home games in **bold** and played at Williams Arena
AP/Coaches Poll rankings as of day of game

* - Big Ten Conference Game

¹ - ACC/Big Ten Challenge

² - Big Ten Tournament (Indianapolis, Ind.)

» ATHLETIC COMMUNICATIONS

Position	Name
Associate Athletics Director for External Relations	Mike Wierzbicki
Associate Athletics Director for Communications	Paul Rovnak
Director of Athletic Communications	Michelle Traversie
Associate Director	Dan Reising
Assistant Director	Karl Anderson
Assistant Director	Brian Deutsch
Assistant Director	Mandy Hansen
Director of Social Media	Michelle Voss
Social Media Coordinator	Erin Godin
Communications Assistant	Sullivan Bortner

› 2020-21 NUMERICAL ROSTER

#	Name	Pos.	Ht.	Yr.	Hometown (Previous School)
1	Alexia Smith	G	5-8	Fr.	Columbus, Ohio (Columbus Africentric Early College)
4	Jasmine Powell	G	5-6	So.	Detroit, Mich. (Detroit Country Day HS)
10	Erin Hedman	F	6-3	Fr.	New Berlin, Wis. (Eisenhower HS)
12	Laura Bagwell Katalinich	F	6-0	Gr.	Minneapolis, Minn. (Cornell University)
14	Sara Scalia	G	5-10	So.	Stillwater, Minn. (Stillwater HS)
15	Kayla Mershon	F	6-3	Jr.	Minnetonka, Minn. (Univ. of Nebraska)
21	Caroline Strande	G	5-11	Fr.	Racine, Wis. (Racine Lutheran HS)
24	Justice Ross	F	6-0	R-Fr.	Des Moines, Iowa (Des Moines East HS)
25	Klarke Sconiers	C	6-2	So.	Queens, N.Y. (Christ the King HS)
30	Kadi Sissoko	F	6-2	R-So.	Paris, France (Syracuse University)
34	Gadiva Hubbard	G	5-9	R-Sr.	Virginia Beach, Va. (Princess Anne HS)
43	Grace Cumming	F	6-3	R-Fr.	Des Moines, Iowa (Des Moines Roosevelt HS)

› 2020-21 ALPHABETICAL ROSTER

#	Name	Pos.	Ht.	Yr.	Hometown (Previous School)
12	Laura Bagwell Katalinich	F	6-0	Gr.	Minneapolis, Minn. (Cornell University)
43	Grace Cumming	F	6-3	R-Fr.	Des Moines, Iowa (Des Moines Roosevelt HS)
10	Erin Hedman	F	6-3	Fr.	New Berlin, Wis. (Eisenhower HS)
34	Gadiva Hubbard	G	5-9	R-Sr.	Virginia Beach, Va. (Princess Anne HS)
15	Kayla Mershon	F	6-3	Jr.	Minnetonka, Minn. (Univ. of Nebraska)
4	Jasmine Powell	G	5-6	So.	Detroit, Mich. (Detroit Country Day HS)
24	Justice Ross	F	6-0	R-Fr.	Des Moines, Iowa (Des Moines East HS)
14	Sara Scalia	G	5-10	So.	Stillwater, Minn. (Stillwater HS)
25	Klarke Sconiers	C	6-2	So.	Queens, N.Y. (Christ the King HS)
30	Kadi Sissoko	F	6-2	R-So.	Paris, France (Syracuse University)
1	Alexia Smith	G	5-8	Fr.	Columbus, Ohio (Columbus Africentric Early College)
21	Caroline Strande	G	5-11	Fr.	Racine, Wis. (Racine Lutheran HS)

Head Coach: Lindsay Whalen

Associate Head Coach: Carly Thibault-DuDonis

Assistant Coach: Danielle O'Banion

Assistant Coach: Kelly Curry

Assistant AD/Director of Operations: Melissa Maines

Video Coordinator: Greg Haag

Athletic Trainer: Steve Patterson

Strength Coach: Kristin Zdanczewicz

Assistant to the Head Coach: Garrett Solis

Administrative Intern: Annie Odegard

PRONUNCIATION GUIDE

Assistant Coach Carly Thibault-DuDonis: TEE-bow doo-DON-iss

Strength Coach Kristin Zdanczewicz: zuh-DANZ-vich

Laura Bagwell Katalinich: ca-TAIL-in-itch

Gadiva Hubbard: guh-DEEV-uh

Kayla Mershon: MERR-shawn

Sara Scalia: SCAL-ee-uh

Klarke Sconiers: SKON-yers

Kadi Sissoko: KAD-ee SEE-so-koh



PLAYER PROFILES

43 GRACE CUMMING

F R-FR 6-3

DES MOINES, IOWA / DES MOINES ROOSEVELT HIGH SCHOOL

CAREER
HIGHS

POINTS

FIELD GOALS MADE

FIELD GOALS ATTEMPTED

3-POINTERS MADE

3 POINTERS ATTEMPTED

FREE THROWS MADE

FREE THROWS ATTEMPTED

OFFENSIVE REBOUNDS

DEFENSIVE REBOUNDS

TOTAL REBOUNDS

ASSISTS

STEALS

BLOCKS

MINUTES

2019-20 • FRESHMAN SEASON

Did not play.

HIGH SCHOOL

A three-star recruit according to ESPN and the 42nd ranked post player in the country, according to the site ... named first-team all-conference as a senior after leading her team with 11.3 points, 10.1 rebounds and 2.0 blocks per contest ... earned all-conference honorable mention twice despite being limited to just six games as a junior and 10 games as a sophomore ... as a freshman, she was named all-conference after averaging 11.2 points, 7.9 rebounds, 2.2 blocks and 1.4 assists per game.

PERSONAL

Intends to major in psychology.



34 GADIVA HUBBARD

G R-SR 5-9

VIRGINIA BEACH, VA. / PRINCESS ANNE HIGH SCHOOL



CAREER HIGHS

POINTS

28 vs. Maryland, 3/3/17

FIELD GOALS MADE

11 vs. Maryland, 3/3/17

FIELD GOALS ATTEMPTED

21 vs. Georgia, 11/24/16

3-POINTERS MADE

6, 2x, MR: at Notre Dame, 12/4/19

3 POINTERS ATTEMPTED

13 at Notre Dame, 12/4/19

FREE THROWS MADE

8 vs. Wake Forest, 11/25/17

FREE THROWS ATTEMPTED

8, 3x, MR: vs. Iowa, 1/16/20

OFFENSIVE REBOUNDS

2, 4x, MR: vs. Ohio St., 3/5/20

DEFENSIVE REBOUNDS

7 vs. Rutgers, 2/11/17

TOTAL REBOUNDS

8, 2x, MR: at Illinois, 2/25/18

ASSISTS

8, 2x, MR: vs. Nebraska, 12/31/17

STEALS

5, 7x, MR: vs. Iowa, 1/16/20

BLOCKS

2, 2x, MR: vs. Maryland, 3/1/20

MINUTES

49 vs. Rutgers, 2/2/20

CAREER

Enters the 2020-21 season ranked seventh in team history in career 3-pointers made and attempted (178-for-510) and 20th in points (1,072)

2019-20 • REDSHIRT JUNIOR SEASON

2020 All-Big Ten Honorable Mention (media) ... Academic All-Big Ten honoree ... started all 31 games and averaged 32.3 minutes played ... averaged 11.2 points per game ... led Gophers in minutes played (1002), 3-pointers made and attempted (63-179) and steals (53) ... became the 26th player in Gophers history to reach 1,000 career points with a 10-point effort at Ohio State (2/13); did it in 80 games, 12th quickest in program history ... played 49 minutes in the double-overtime win against Rutgers (2/2), one minute off the school record and third most ever at Minnesota ... set season highs in points (24) and rebounds (5) vs. UC Davis (12/15/19) ... scored 20 points, including 6-of-13 on 3-pointers, at Notre Dame (12/4/19) ... notched 20 points, including four 3-pointers, against No. 19 Arizona State (11/17)

2018-19 SEASON

Did not play due to injury.

2017-18 • SOPHOMORE SEASON

Played in 32 games with 31 starts ... ranked eighth in Minnesota history with 3-pointers attempted (198) and 10th with 3-pointers made (69) ... had eight 20-point games and reached double figures 23 times ... matched season high with 25 points, making all five 3-pointers, against Penn State (2/11) ... tied season high of 25 points against North Carolina (11/29) ... set season high with 25 points vs. Wake Forest (11/25) ... named to the Lady Rebel Round-Up All-Tournament Team after totaling 42 points in two games vs. Wake Forest and UNLV ... made a career-high six 3-pointers and had 22 points in season opener against Lehigh (11/11).

2016-17 • FRESHMAN SEASON

Averaged 12.5 points per game, which would have ranked third among Big Ten freshmen if she had played one more game ... was second on the team with 46 3-pointers, 57 assists and 38 steals despite missing eight games due to illness or injury ... named to Junkanoo Jam All-Tournament Team in November after totaling 37 points in the Bahamas



... won Big Ten Freshman of the Week honors once (12/5) ... earned team's Sixth Player of the Year Award ... started 12 of 23 games played and averaged 31.7 minutes ... scored a career-high 28 points against Maryland in the Big Ten Tournament (3/3) ... shot .636 from the floor and .571 from 3-point range en route to 19 points vs. Rutgers (2/11) ... tallied 20-plus points against Detroit Mercy (12/6) and North Carolina (11/25) ... played 33 minutes in collegiate debut, tallying 16 points, eight assists and five steals vs. Harvard (11/12).

HIGH SCHOOL

A 2016 graduate of Princess Anne High School ... led the Cavaliers to three consecutive state titles ... scored 35, 31 and 29 points, respectively, in state championship games her last three years ... 2016 Virginia High School League 5A State Player of the Year ... three-time All-USA Virginia Girls Basketball Team and Virginia High School League Group 5A selection ... only three-time All-Tidewater Player of the Year ever ... scored 1,974 points during her high school career ... averaged 17.8 points, 6.8 rebounds, 3.5 assists and 4.7 steals as a senior ... averaged 16.6 points, 5.8 rebounds, 3.8 steals and 2.9 assists per game as a junior ... averaged 18.6 points and 7.1 rebounds per game as a sophomore, while notching 97 steals and 70 3-pointers ... coached by Darnell Dozier ... played AAU for Boo Williams Elite.

PERSONAL

Daughter of Dawnte Hubbard and Edward Lee Hunt III ... has two brothers, Edward Lee Hunt IV and Elijah Torres-Campbell ... mother, Dawnte, played basketball ... has graduated with a degree in business marketing education and is working toward her master's in sport management.

HUBBARD'S CAREER STATISTICS

Year	GP-GS	Min	Avg	FGM-FGA	Pct	3FGM-3FGA	Pct	FTM-FTA	Pct	Off-Def/Tot	Avg	PF/FO	Ast	TO	Blk	Stl	Pts	Avg
2016-17	23-12	730	31.7	103-252	.409	46-133	.346	36-47	.766	14-55/69	3.0	50/50	57	41	2	38	288	12.5
2017-18	32-31	1118	34.9	158-389	.406	69-198	.348	51-59	.864	8-78/86	2.7	72/2	110	60	4	57	436	13.6
2018-19										Did Not Play --- Medical Redshirt								
2019-20	31-31	1003	32.4	113-317	.356	63-179	.352	59-74	.797	15-90/105	3.4	63/0	57	38	6	53	348	11.2
Career	86-74	2851	33.2	374-958	.390	178-510	.349	146-180	.811	37-223/260	3.0	185/2	224	139	12	148	1072	12.5

4 JASMINE POWELL

6 SO 5-6

DETROIT, MICH. / COUNTRY DAY HIGH SCHOOL



CAREER HIGHS

POINTS

24 at Wisconsin, 2/6/20

FIELD GOALS MADE

8, 2x, MR: vs. Indiana, 2/22/20

FIELD GOALS ATTEMPTED

22 at Michigan St., 2/17/20

3-POINTERS MADE

3, 5x, MR: vs. Ohio St., 3/5/20

3 POINTERS ATTEMPTED

8 at Wisconsin, 2/6/20

FREE THROWS MADE

14 at Ohio State, 2/13/20

FREE THROWS ATTEMPTED

15 at Ohio State, 2/13/20

OFFENSIVE REBOUNDS

3 vs. Nebraska, 1/30/20

DEFENSIVE REBOUNDS

8 at American, 12/8/19

TOTAL REBOUNDS

8 at American, 12/8/19

ASSISTS

9 at Iowa, 2/27/20

STEALS

5 vs. Bryant, 11/26/19

BLOCKS

2 vs. Michigan, 2/10/20

MINUTES

47 vs. Rutgers, 2/2/20

2019-20 • FRESHMAN SEASON

2020 Consensus All-Big Ten Honorable Mention and Consensus Big Ten All-Freshman Team ... two-time Big Ten Freshman of the Week: Feb. 3 and Feb. 24 ... ranked fourth all-time among Minnesota freshmen in free throws made (99) and assists (96) ... led all Big Ten freshmen in points per game (12.1) and free throw percentage (.756); also led BIG freshmen in scoring in conference games only (13.1) ... became the first freshman ever in program history to lead the team in assists, the first freshman to lead in free throw percentage (min. 100 attempts) since Carol Ann Shudlick in 1990-91 and the first freshman to lead in free throws made since Ashley Ellis-Milan in 2006-07 ... also led Gophers in points (375), field goal attempts (346) and free throw attempts (131) ... played in 31 games and 12 starts to average 26 minutes per game ... averaged 12.1 points per game ... nearly had first career double-double with 15 points and 9 assists at Iowa (2/27) ... made 14 free throws at Ohio State (2/13), tied for the fourth most made in program history ... scored at least 20 points in three straight games from Feb. 6-13, including a career-high 24 points at Wisconsin (2/6); the only Gopher freshman to score 20+ in three straight games in at least the last 25 seasons ... went 10-for-10 on free throws against Rutgers (2/2), tied for the ninth most makes without a miss at the line in program annals; also played 49 minutes in the double-overtime win which ranks ninth most at Minnesota ... made first career start and scored 15 points while playing all 40 minutes at Indiana (1/27) ... grabbed a career-high eight rebounds at American; had just 10 boards through seven games prior (12/8) ... filled the stat sheet with 14 points, seven assists and career-high five steals against Bryant (11/26) ... scored 11 of 14 points in second half to help Minnesota rally from 12 down vs. Montana State (11/24) ... came off the bench to score 19 points against Vermont (11/10), the most by a non-starter at Minnesota since Nov. 16, 2017 ... scored three points with two assists, a rebound and a steal in Gophers debut vs. Missouri State (11/5).

HIGH SCHOOL

A four-star recruit, the 78th player overall in the class, as well as the 23rd-ranked point guard, according to ESPN ... helped lead her high school to back-to-back state championships in 2017 and 2018 ... three-time all-state honoree... averaged 18.4 points, 8.0 assists and 5.7 rebounds as a senior ... recorded 16.0 points per game in her junior season

PERSONAL

Intends to major in journalism.



POWELL'S CAREER STATISTICS

Year	GP-GS	Min	Avg	Fgm-FGA	Pct	3FGM-3FGA	Pct	FTM-FTA	Pct	Off-Def/Tot	Avg	PF/FO	Ast	TO	Blk	Stl	Pts	Avg
2019-20	31-12	816	26.3	123-346	.355	30-100	.300	99-131	.756	15-79/94	3.0	68/0	96	99	5	44	375	12.1
TOTAL	31-12	816	26.3	123-346	.355	30-100	.300	99-131	.756	15-79/94	3.0	68/0	96	99	5	44	375	12.1

24 JUSTICE ROSS

F R-FR 6-0

DES MOINES, IOWA / DES MOINES EAST HIGH SCHOOL

CAREER
HIGHS

POINTS

FIELD GOALS MADE

FIELD GOALS ATTEMPTED

3-POINTERS MADE

3 POINTERS ATTEMPTED

FREE THROWS MADE

FREE THROWS ATTEMPTED

OFFENSIVE REBOUNDS

DEFENSIVE REBOUNDS

TOTAL REBOUNDS

ASSISTS

STEALS

BLOCKS

MINUTES

2019-20 • FRESHMAN SEASON

Did not play.

HIGH SCHOOL

A three-star recruit and the No. 33 wing player in the country, according to ESPN ... two-time first-team all-conference honoree ... posted 15.7 points, 4.6 assists, 4.0 rebounds, 1.7 blocks and 1.6 steals per game in her senior season ... as a junior, recorded 14.3 points, 4.6 rebounds, 2.7 assists, 2.1 blocks and 1.2 steals per contest.

PERSONAL

Undecided on a major.



14 SARA SCALIA

6 SO 5-10

STILLWATER, MINN. / STILLWATER HIGH SCHOOL

CAREER
HIGHS

POINTS

23 at George Washington,
12/10/19

FIELD GOALS MADE

9 at George Washington,
12/10/19

FIELD GOALS ATTEMPTED

15 at Wisconsin, 2/6/20

3-POINTERS MADE

5 at Penn State, 12/28/19

3 POINTERS ATTEMPTED

10 at Iowa, 2/27/20

FREE THROWS MADE

4, 2x, MR: at Michigan St.,
2/17/20

FREE THROWS ATTEMPTED

6 vs. Rutgers, 2/2/20

OFFENSIVE REBOUNDS

5 at Illinois, 1/12/20

DEFENSIVE REBOUNDS

8 vs. Iowa, 1/16/20

TOTAL REBOUNDS

10 vs. Iowa, 1/16/20

ASSISTS

5 vs. Penn State, 3/4/20

STEALS

4, 2x, MR: at George
Washington, 12/10/19

BLOCKS

2 at George Washington,
12/10/19

MINUTES

45 vs. Rutgers, 2/2/20

2019-20 • FRESHMAN SEASON

2020 All-Big Ten Honorable Mention (media) and Big Ten All-Freshman Team (media) ... two-time Big Ten Freshman of the Week: Dec. 2 and Jan. 20 ... played in all 31 games with 30 starts and averaged 10.8 points and 32.2 minutes per game ... ranked fourth all-time among Minnesota freshmen in 3-pointers made (59) and minutes per game (32.3), and fifth in 3-pointers attempted (160), 3-point percentage (.369; min. 40 attempts), free throw percentage (.822; min. 40 attempts) and starts (30) ... led all Big Ten freshmen in 3-pointers made per game (1.9); also led all BIG freshmen in conference games only in 3-point percentage (.367), 3's made per game (2.2) and minutes played per game (34.4) ... notched first career double-double with 18 points and career-high 10 rebounds against Iowa (1/16) ... in BIG debut, scored 22 points with career-best 5 3's and had four assists at Penn State (12/28) ... set or tied career highs in several stats at George Washington (12/10), including points (23), field goals made (9), blocks (2) and steals (4) ... scored 20 points, including 4 3-pointers, and had seven rebounds vs. Bryant (11/26) ... made first career start and tallied nine points and seven rebounds against Vermont (11/10).

HIGH SCHOOL

A three-star recruit and the No. 56 guard in the country according to ESPN ... St. Paul Area Athena Award winner ... two-time all-state selection and four-time all-conference honoree ... named the Pioneer Press East Metro Girls Basketball Player of the Year as a senior after recording 22.8 points, 4.5 rebounds, 3.6 assists and 2.6 steals per contest while shooting 45.5 percent from the field, 41.5 percent from 3-point range and 86.8 percent on free throws ... led her team back to state tournament for first time in 31 years as a senior ... averaged 26.5 points, 5.2 rebounds, 3.3 steals and 3.1 assists per game as a junior ... began her career as an eighth-grader, putting up 9.4 points per game ... scoring average jumped to 16.3 as a freshman and 17.4 as a sophomore.

PERSONAL

Intends to major in business.



SCALIA'S CAREER STATISTICS

Year	GP-GS	Min	Avg	FGM-FGA	Pct	3FGM-3FGA	Pct	FTM-FTA	Pct	Off-Def/Tot	Avg	PF/FO	Ast	TO	Blk	Stl	Pts	Avg
2019-20	31-30	998	32.2	119-310	.384	59-160	.369	37-45	.822	34-94/128	4.1	44/0	44	38	3	39	334	10.8
TOTAL	31-30	998	32.2	119-310	.384	59-160	.369	37-45	.822	34-94/128	4.1	44/0	44	38	3	39	334	10.8

25 KLARKE SCONIERS

C SO 6-2

QUEENS, N.Y. / CHRIST THE KING HIGH SCHOOL



CAREER HIGHS

POINTS

7 at George Washington, 12/10/19

FIELD GOALS MADE

3, 2x, MR: at Illinois, 1/12/20

FIELD GOALS ATTEMPTED

7 at Illinois, 1/12/20

3-POINTERS MADE

3 POINTERS ATTEMPTED

FREE THROWS MADE

2 at Ohio State, 2/13/20

FREE THROWS ATTEMPTED

2, 2x, MR: at Ohio St., 2/13/20

OFFENSIVE REBOUNDS

2, 2x, MR: vs. Ohio St., 3/5/20

DEFENSIVE REBOUNDS

5 vs. Ohio State, 3/5/20

TOTAL REBOUNDS

7 vs. Ohio State, 3/5/20

ASSISTS

1, 3x, MR: vs. Milwaukee, 11/14/19

STEALS

1, 3x, MR: vs. Maryland, 3/1/20

BLOCKS

3 vs. Ohio State, 3/5/20

MINUTES

27 vs. Ohio State, 3/5/20

2019-20 • FRESHMAN SEASON

Saw action in 17 games with two starts ... averaged 10.6 minutes and 2.5 points per game ... made first career start at Illinois (1/12) and had six points with career-high five rebounds ... tallied career-high seven points at George Washington (12/10) ... scored four points and had one assist in Gophers' debut vs. Missouri State (11/5).

HIGH SCHOOL

A three-star recruit and the No. 18 post player, according to ESPN ... named first-team all-state as a senior as she helped lead her team to a state title by averaging 11.7 pts. and 12.2 rebounds per game ... a three-time second-team all-league honoree, helped her team to a 29-1 record and league championship as a junior ... averaged 9.5 points, 8.5 rebounds, 5.0 blocks, 3.0 assists and 1.5 steals per game as her team finished ranked seventh in the country in the USA Today National Super 25 Girls' Rankings.

PERSONAL

Intends to major in journalism.



› SCONIERS' CAREER STATISTICS ‹

Year	GP-GS	Min	Avg	FGM-FGA	Pct	3FGM-3FGA	Pct	FTM-FTA	Pct	Off-Def/Tot	Avg	PF/FO	Ast	TO	Blk	Stl	Pts	Avg
2019-20	17-2	179	10.5	19-38	.500	0-0	---	5-7	.714	9-18/27	1.6	28/0	3	10	7	3	43	2.5
Career	17-2	179	10.5	19-38	.500	0-0	---	5-7	.714	9-18/27	1.6	28/0	3	10	7	3	43	2.5

30 KADI SISSOKO

F R-SO 6-2

PARIS, FRANCE / SYRACUSE UNIVERSITY

CAREER
HIGHS*

POINTS

9, 3x, MR: vs.

Pittsburgh, 2/21/19

FIELD GOALS MADE

4, 4x, MR: at

Florida State, 2/28/19

FIELD GOALS ATTEMPTED

11 at Florida State, 2/28/19

3-POINTERS MADE

2 vs. Pittsburgh, 2/21/19

3 POINTERS ATTEMPTED

4 vs. Pittsburgh, 2/21/19

FREE THROWS MADE

2, 2, MR: at Duke, 1/27/19

FREE THROWS ATTEMPTED

4 vs. Bucknell, 11/18/18

OFFENSIVE REBOUNDS

4, 2x, MR: at Florida State,

2/28/19

DEFENSIVE REBOUNDS

3, 2x, MR: vs Kansas

State, 11/22/18

TOTAL REBOUNDS

6 at Florida State, 2/28/19

ASSISTS

2 vs. Notre Dame, 3/9/19

STEALS

2 vs. North Dakota, 11/6/18

BLOCKS

1 vs. North Dakota, 11/6/18

MINUTES

23 at Florida State, 2/28/19

* All career highs recorded
while playing at Syracuse

2019-20 • SOPHOMORE SEASON (AT MINNESOTA)

Sat out the season due to NCAA transfer rules.

2018-19 • FRESHMAN SEASON (AT SYRACUSE)

Played in 22 games with one start, missing eight games early in the year due to a minor knee procedure ... averaged 3.2 points and 1.8 rebounds while playing 9.6 minutes per contest ... started against Miami on Jan. 23, recording five rebounds and three points ... tallied a career-high nine points versus Pitt on Feb. 21 ... grabbed a career-best six rebounds at Florida State on Feb. 28 ... the 10th-ranked player overall and the No. 2 guard in the 2018 recruiting class, according to ESPN.

INTERNATIONAL

Helped France to a sixth-place finish at the 2018 FIBA U20 European Women's Championship in Sopron, Hungary, averaging 9.1 points and 6.6 rebounds in seven games and shooting 42.6 percent from the field ... also a member of the U18 French National Team in 2017, posting 7.3 points and 4.1 rebounds per game as France finished fifth.

PERSONAL

Majoring in Communication Studies.



SISSOKO'S CAREER STATISTICS

Year	GP-GS	Min	Avg	FGM-FGA	Pct	3FGM-3FGA	Pct	FTM-FTA	Pct	Off-Def/Tot	Avg	PF/FO	Ast	TO	Blk	Stl	Pts	Avg
2018-19*	22-1	212	9.6	29-74	.392	3-19	.158	9-15	.600	17-23/40	1.8	22/0	11	23	1	7	70	3.2
2019-20										Did Not Play --- Transfer								
TOTAL	22-1	212	9.6	29-74	.392	3-19	.158	9-15	.600	17-23/40	1.8	22/0	11	23	1	7	70	3.2

* Stats recorded while playing at Syracuse

12 LAURA BAGWELL KATALINICH

F GR 6-0

MINNEAPOLIS, MINN. / CORNELL UNIVERSITY



CAREER HIGHS

POINTS

29 at Delaware St., 11/23/19

FIELD GOALS MADE

13 at Delaware St., 11/23/19

FIELD GOALS ATTEMPTED

22 vs. Harvard, 2/9/19

3-POINTERS MADE

3 POINTERS ATTEMPTED

2, 2x, MR: vs. Duquesne, 12/10/19

FREE THROWS MADE

10, 2x, MR: vs. Niagara, 11/21/19

FREE THROWS ATTEMPTED

12 vs. Yale, 3/1/19

OFFENSIVE REBOUNDS

7, 3x, MR: vs. Binghamton, 12/5/19

DEFENSIVE REBOUNDS

13 at TCU, 11/10/19

TOTAL REBOUNDS

17 at TCU, 11/10/19

ASSISTS

6 at Dartmouth, 2/28/20

STEALS

4, 3x, MR: vs. Brown, 1/31/20

BLOCKS

2, 2x, MR: at Penn, 2/23/19

MINUTES

40, 2x, MR: at Dartmouth, 2/28/20

* All career highs recorded while playing at Cornell

2019-20 • SENIOR SEASON (at Cornell)

Earned Honorable Mention All-Ivy League honors and recognized as CoSIDA Academic All-District ... one of 30 candidates for the Senior CLASS Award ... team captain ... played in all 26 games with 24 starts ... ranked third in the Ivy League in free throw percentage (75.7), fifth in field goal percentage (45.9) and sixth in rebounds per game (7.0) ... led the Big Red in scoring (13.4), field goals made and attempted (135-for-294), free throws made and attempted (78-for-103), offensive rebounds (78), defensive rebounds (105) and total rebounds (183) ... scored in double figures in 19 games, including five games with at least 20 points, and posted seven double-doubles ... notched a double-double with 17 points and 17 rebounds against Colgate on Nov. 14 ... scored a career-high 29 points and had 13 boards against Delaware State on Nov. 23 ... finished with 23 points with 16 rebounds versus Binghamton on Dec. 5.

2018-19 • JUNIOR SEASON (at Cornell)

Named First-Team All-Ivy League and was a CoSIDA Academic All-District honoree ... led the squad in scoring (16.1 per game) and rebounding (7.9) and was tops in the conference in free throw percentage (84.2) ... recorded double-digit scoring in 23 games, including nine 20 point-outings, and had six double-doubles ... scored a season-high 26 to go with 13 rebounds and five assists against Yale on March 1 ... went for 14 points and 14 rebounds at Brown on Feb. 15 ... tallied 14 points and a season-best 16 rebounds versus Albany on Nov. 12.

2017-18 • SOPHOMORE SEASON (at Cornell)

Sat out the season due to NCAA transfer rules.

2016-17 • FRESHMAN SEASON (at Penn)

Played in three games for the Quakers ... tallied two points, two rebounds, one assist, one steal and one block in 11 minutes of action.

HIGH SCHOOL

At Academy of Holy Angels, was a nominee for McDonald's All-American and Minnesota Miss Basketball in her senior season of 2016 as she averaged 30.0 points and 12.5 rebounds per game ... also was All-State Second Team and the unanimous Tri-Metro Conference Player of the Year that season ... helped lead Holy Angels to a AAA State Championship, Section 3AAA Championship and Tri-Metro Conference Championship, averaging 22.7 points and 15 rebounds during the state tournament to earn Class AAA All-Tournament Team honors ... a three-time all-conference honoree and two-time Team MVP and captain during her career ... named all-conference in cross country, as well as track, and also lettered in tennis.

PERSONAL

Graduated from Cornell with B.S. in Communications; working toward a master's in Sport Management ... last name pronounced ca-TAIL-in-itch.



» BAGWELL KATALINICH'S CAREER STATISTICS «

Year	GP-GS	Min	Avg	FGM-FGA	Pct	3FGM-3FGA	Pct	FTM-FTA	Pct	Off-Def/Tot	Avg	PF/FO	Ast	TO	Blk	Stl	Pts	Avg
2016-17*	3-0	11	3.7	1-2	.500	0-0	---	0-0	---	1-1/2	0.7	2/0	1	0	1	1	2	0.7
2017-18~										Did Not Play --- Transfer								
2018-19~	26-26	750	28.8	167-368	.454	0-6	.000	85-101	.842	85-120/205	7.9	78/1	47	71	8	39	419	16.1
2019-20~	26-24	730	28.1	135-294	.459	0-6	.000	78-103	.757	78-105/183	7.0	69/3	52	67	11	22	348	13.4
TOTAL	55-50	1491	27.1	303-664	.456	0-12	.000	163-204	.799	164-226/390	7.1	149/4	100	138	20	62	769	14.0

* Stats recorded while playing at Penn I ~ Stats recorded while playing at Cornell

10 ERIN HEDMAN

F FR 6-3

NEW BERLIN, WIS. / EISENHOWER HIGH SCHOOL



HIGH SCHOOL

A four-star recruit according to ESPN, was the 75th-ranked player overall in the class and the No. 8 post player ... earned AP Honorable-Mention All-State honors, WBCA Division 2 All-State recognition and was a McDonald's All-American Game nominee as a senior after averaging 12.0 points, 8.2 rebounds and 1.5 blocks per game ... named second-team all-conference as a junior after averaging 8.4 points, 7.6 rebounds, 1.9 assists and 1.4 blocks per game. As a sophomore, posted 7.0 points, 5.7 rebounds and 1.5 blocks per contest ... also lettered in softball.



15 KAYLA MERSHON

F JR 6-3
MINNETONKA, MINN. / UNIVERSITY OF NEBRASKA


CAREER HIGHS*

POINTS

8, 2x, MR: at Penn St., 3/2/19

FIELD GOALS MADE

3 at Penn State, 3/2/19

FIELD GOALS ATTEMPTED

6 vs. Purdue, 3/7/19

3-POINTERS MADE

1, 12x, MR: vs. Michigan, 3/5/20

3 POINTERS ATTEMPTED

3 at Maryland, 2/14/19

FREE THROWS MADE

4, 2x, MR: at Northwestern, 2/21/19

FREE THROWS ATTEMPTED

6 at Arkansas, 12/18/18

OFFENSIVE REBOUNDS

5 vs. Creighton, 11/24/19

DEFENSIVE REBOUNDS

7 at Ohio State, 2/19/20

TOTAL REBOUNDS

9 at Ohio State, 2/19/20

ASSISTS

3, 2x, MR: vs. Iowa, 2/25/19

STEALS

2, 8x, MR: at Ohio St., 2/19/20

BLOCKS

2, 2x, MR: vs. Penn State, 2/13/20

MINUTES

30 vs. Purdue, 2/10/19

* All career highs recorded while playing at Nebraska

2019-20 • SOPHOMORE SEASON (at Nebraska)

Academic All-Big Ten honoree ... played in all 30 games with one start ... averaged 1.6 points and 2.5 rebounds per contest ... scored season-high five points in win over Illinois on Feb. 22 ... grabbed career-high nine rebounds at Ohio State on Feb. 19 ... named to the school's Scholar-Athlete Honor Roll in spring of 2020.

2018-19: FRESHMAN SEASON (at Nebraska)

Played in all 30 games with starts in the final 14 contests of the season ... averaged 3.2 points and 3.0 rebounds per game ... matched career-high with eight points against Penn State on March 2 ... tied career best seven rebounds against Northwestern on Jan. 24 ... made first career start against Illinois on Jan. 17 ... set career high with eight points versus Maryland on Jan. 8 ... recorded a season-best seven rebounds versus Kansas on Dec. 5 ... named to the school's Scholar-Athlete Honor Roll in fall of 2018.

HIGH SCHOOL

At Minnetonka High School, was a four-time first-team All-Lake Conference honoree and was ranked the No. 14 wing nationally by ESPN ... recorded 12.7 points, 9.1 rebounds, 1.8 assists, 1.5 blocks and 1.2 steals per game as a senior. ... helped lead the Skippers to a state title in 2016 by averaging a double-double with 12 points and 10 rebounds per contest.

PERSONAL

Last name pronounced MERR-shawn.



MERSHON'S CAREER STATISTICS

Year	GP-GS	Min	Avg	FGM-FGA	Pct	3FGM-3FGA	Pct	FTM-FTA	Pct	Off-Def/Tot	Avg	PF/FO	Ast	TO	Blk	Stl	Pts	Avg
2018-19*	30-14	525	17.5	31-85	.365	9-29	.310	26-41	.634	29-61/90	3.0	41/0	27	12	11	21	97	3.2
2019-20*	30-1	347	11.6	17-49	.347	3-11	.273	10-20	.500	38-38/76	2.5	29/1	14	13	7	10	47	1.6
TOTAL	60-15	872	14.5	48-134	.358	12-40	.300	36-61	.590	67-99/166	2.8	70/1	41	25	18	31	144	2.4

* Stats recorded while playing at Nebraska

1

ALEXIA SMITH

G

FR

5-8

COLUMBUS, OHIO / COLUMBUS AFRICENTRIC EARLY COLLEGE



HIGH SCHOOL

A five-star recruit according to ESPN, ranked as the 46th player overall in the class, as well as the 15th-ranked guard ... helped lead Columbus Africentric Early College to two state titles in her career and a spot in the state semifinals as a senior before the tournament was shut down due to COVID-19 ... twice named to the Super 12 First Team and three times recognized as first-team all-city ... named second-team all-state as a senior after averaging 13 points, five rebounds and three steals per game ... as a junior, named second-team all-state as she averaged 19 points, nine rebounds, five assists, four steals and three blocks per game ... posted 15 points, eight rebounds, four assists, three steals and three blocks per contest as a sophomore en route to honorable mention all-state honors ... recorded 12 points, four rebounds, two assists, two steals and two blocks in her freshman campaign ... also earned letters in volleyball and track and field.

21

CAROLINE STRANDE

G

FR

5-11

RACINE, WIS. / RACINE LUTHERAN HIGH SCHOOL



HIGH SCHOOL

A three-star recruit according to ESPN, touted as the No. 29 guard in the country ... Racine Lutheran High School's all-time leader in points (with over 2,500 points), field goals made, free throws made, steals and assists ... finished her career fifth in state history in scoring ... Journal Sentinel's Player of the Year, AP First Team All-State, WBCA Division 4 All-State and McDonald's High School All-American Game nominee as a senior ... ranked second in the state in scoring at 35.3 points per game in her final season and also averaged 10.2 rebounds, 5.4 assists, 5.4 steals and 1.6 blocks per contest ... named all-state and earned Racine County Player of the Year honors as a junior after averaging 29.4 points, 10.2 rebounds, 6.5 assists, 4.8 steals and 1.2 blocks per game ... A three-time all-conference and all-county pick ... put up 23.1 points, 10.7 rebounds, 5.3 assists, 3.6 steals and 1.7 blocks as a sophomore ... recorded 16.8 points, 9.2 rebounds, 3.1 steals, 2.8 assists and 1.2 blocks per game as a freshman ... also lettered in soccer (holds state record with nine goals in one game) and cross country and track and field ... Racine County Sports Hall of Fame Scholar Athlete honoree and has been on the school's High Honor Roll three times.



COACHING STAFF

HC LINDSAY WHALEN

THIRD SEASON

One of the most decorated players in women's basketball history, Lindsay Whalen returned to her alma mater as the 12th head women's basketball coach at the University of Minnesota on April 13, 2018.

In her two seasons guiding the Golden Gophers, Whalen has led the team to a 37-26 mark (.587) with a trip to the WNIT in 2018-19. In addition, she has coached one WNBA draft pick, one All-American, seven All-Big Ten honorees, two members of the Big Ten All-Freshman team, one Big Ten All-Defensive Team player and 11 Academic All-Big Ten honorees.

In Whalen's second season, the team won 11 straight games at one point, which was the sixth longest win streak in program history. During the stretch, it won four straight on the road, the seventh longest such streak at Minnesota. Included in the streak was an 80-66 upset of then-No. 19 Arizona State.

Five members of the team took home season honors from the Big Ten. Taiye Bello was a consensus All-Big Ten Second Team selection by the league's coaches and media, while Jasmine Powell was a consensus pick for both All-Big Ten Honorable Mention and the Big Ten All-Freshman Team. Gadiva Hubbard was an All-Big Ten Honorable Mention honoree by the media, as was Sara Scalia, who also earned a place on the media's Big Ten All-Freshman Team.

In her first season at the helm of the Gophers, Whalen guided the team to a 21-11 record overall, a 9-9 mark in league play and a spot in the second round of the WNIT. She became the fifth coach in program history to lead the team to 20 wins in their first season. The Gophers enjoyed a 10-week run in the AP Poll, their longest stretch since the 2005-06 season.

Minnesota began the 2018-19 season by winning its first 12 games, tied for the third best streak in team history.

With the 12-0 start, Whalen tied her former coach, Pam Borton (2002-03), for the best undefeated start by a coach in their first year at a Big Ten school since the incorporation of women's athletics in the conference in 1982-83. The only coach at a Big Ten school with more wins in his or her first year there was Ohio State's Debbie Wilson, who started 14-0 in 1972-73.

Under Whalen's tutelage, Kenisha Bell earned honorable mention All-America honors from the AP, was a semifinalist for the 2019 Naismith Women's Defensive Player of the Year Award, garnered consensus First Team All-Big Ten honors from the league's coaches and media and was a member of the All-Big Ten Defensive Team. In addition, Destiny Pitts was named First Team All-Big Ten by the league's coaches (second team by the media), and Taiye Bello was an All-Big Ten honorable mention honoree.

Whalen returned to the Gophers after destroying the program's record book in the early 2000s, finishing her career as Minnesota's all-time points leader, along with being second all-time in assists and third all-time in steals. A four-time all-state selection at Hutchinson High School, about an hour west of Minneapolis, Whalen went on to become the catalyst for the most successful seasons in the history of Gopher women's basketball.

She was the first three-time All-American in program history, a three-time All-Big Ten selection and a three-time Academic All-Big Ten honoree. After a Sweet Sixteen appearance her junior season

(2002-03), Whalen led the Gophers to their only Final Four in program history in 2004. Her jersey, No. 13, hangs in the rafters of Williams Arena.

Whalen went on to collect numerous honors and championships in the WNBA and with the U.S. National team. After playing five seasons with the Connecticut Sun, Whalen returned to her home state with the Minnesota Lynx and has since won four WNBA championships (2011, 2013, 2015, 2017). Whalen has been named All-WNBA five times and is currently third in WNBA history in assists, to go along with being in the top-20 in career points and steals. Last year, she became the winningest player in WNBA history, having now been a part of more than 300 wins in the league. She also played professionally in Turkey, Russia and the Czech Republic.

In international competition, Whalen was a key piece to dominant performances by Team USA in world championship and Olympic competition. Whalen played for two gold medal teams at the World Championships (2010, 2014) and has also won two Olympic gold medals (2012, 2016).

As part of Whalen's agreement to become head coach, she continued to play for the Minnesota Lynx before retiring at the end of the 2018 season. Previously, Whalen announced in February of 2018 that she was retiring from international competition. She had played for the U.S. National team since 2002, joining Team USA following her sophomore season with the Gophers.

Whalen married Ben Greve, a former member of the men's golf team at Minnesota, in 2007.

WHAT THEY'RE SAYING ABOUT WHALEN

"The University of Minnesota's decision to hire Lindsay Whalen as its women's basketball coach is a phenomenal one. Lindsay is a winner; she's a four-time WNBA champion, a two-time Olympic gold medalist and led her Gopher team to the Final Four. I have no doubt that she will continue to excel as a leader."

Cheryl Reeve
Minnesota Lynx Head Coach
Team USA Assistant Coach

"Having been around Lindsay for a long time, I can certainly speak to the kind of competitor and person she is and the passion that she brings to the game. She has been really well coached from college through the pros - she's played for some great coaches. I don't think it'll take Lindsay long to get caught up. She's got some great stuff to work with at Minnesota, and she's a smart kid."

Geno Auriemma
University of Connecticut Head Coach
Former Team USA Head Coach

"The University of Minnesota hired a gem in Lindsay Whalen. Her basketball IQ is off the charts, and her ability to connect with people is unmatched. The impact on the community is already in full effect."

Dawn Staley
University of South Carolina Head Coach
Team USA Head Coach



2-TIME OLYMPIC GOLD MEDALIST



WHALEN AT A GLANCE

COACHING RESUME:

2018-Pres.: Minnesota

Head Coach (37-26 overall, 14-22 Big Ten)

WNBA PLAYING EXPERIENCE:

2010-18: Minnesota Lynx

2004-09: Connecticut Sun

OVERSEAS PLAYING EXPERIENCE:

2014-15: AGU Spor (Turkey)

2013-14: Dynamo Moscow (Russia)

2012-13: Galatasaray (Turkey)

2007-12: USK Praha (Czech Republic)

2006-07: UMMC (Russia)

COLLEGE PLAYING EXPERIENCE:

2000-04: University of Minnesota

EDUCATION:

Sport Management

Minnesota, 2004

BY THE NUMBERS

2 Two-time Olympic Gold Medalist and two-time FIBA World Championship Gold Medalist

3 Three-time All-American (2002, '03, '04) and WNBA First Team honoree (2008, '11, '13)

4 Four-time WNBA Champion (2011, '13, '15, '17)

6 Six-time WNBA All-Star (2004, '06, '11, '13, '14, '15)

13 Whalen's jersey number, which was retired by the Gophers in 2005 and by the Lynx and Sun in 2019

20 Named to WNBA Top 20@20 Team in 2016



4-TIME WNBA CHAMPION



3-TIME ALL-AMERICAN

ALL EYES ON COACH WHALEN



LeBron James

@KingJames

Follow



CONGRATULATIONS

@Lindsay_13 on a helleva career!! Makes all the sense in the world now why your last name starts with 'W'. Lindsay Wins



NBA TV @NBATV

Lindsay Whalen announced she will retire from the WNBA at the end of this season.

Her resume includes:...

2:07 PM - 13 Aug 2018

4,242 Retweets 32,813 Likes



KG's Area 21

Follow

PLAYER COACH

Congrats to @minnesotalynx's @Lindsay_13 on being named @GopherWBB's new head coach!



8:08 PM - 12 Apr 2018

205 Retweets 1,921 Likes



Lindsay Whalen, Minnesota Lynx and Minnesota WBB

10 205 1.9K



DWade

@DwyaneWade

Follow

Wait @Lindsay_13 is playing in the @WNBA and she's the coach of her alumni @GopherWBB !?!?! Sheesh i gotta step my game up. Congrts on an unbelievable career and i cannot wait to watch you on the sidelines for many years to come.

10:49 AM - 20 Aug 2018

504 Retweets 4,070 Likes



30 504 4.1K



Karl-Anthony Towns

@KarlTowns

Follow

.@Lindsay_13 is the epitome of what it means to be a true champion. I hope not just girls but also boys have taken notice (as I have) of Lindsay's greatness. She's a legend of this game not just on the court, but as an example off of it. Congrats, Lindsay on an amazing career!

8:42 PM - 19 Aug 2018

750 Retweets 6,465 Likes



26 750 6.5K

ALL EYES ON COACH WHALEN

 **Sue Bird** @S10Bird Follow

Legend! @Lindsay_13

 **Nike Basketball** @nikebasketball
Thank you, @Lindsay_13.

12:28 PM - 20 Aug 2018

59 Retweets 832 Likes

13 59 832

 **rachelbarham1** • Follow



rachelbarham1 5/0 to the absolute GOAT. You have been the greatest role model and I'm so blessed to have played with (against) and most importantly learned from over the years! Your leadership and competitive drive is so admirable and I strive to be like you every day! All of us Minnesotans thank you for just being you and all you've done for Women's basketball! Whup you ROCK and I'm hoping you will grant me a 6th year so I can play for you!! Let me know soon! LOL ... q ... See ya at the Bar!! 🍷🍷

2778 likes

Log in to like or comment.

 **Holly Rowe** @sportsiren Following

If ever there was a perfect coach for @GopherWBB it's this hockey playing, basketball legend. @Lindsay_13 So much love and support for the Gophers new head coach! Amazing hire!!!! She's been tutored by the best @LynxCoachReeve



4:34 PM - 12 Apr 2018

30 Retweets 290 Likes

6 30 290

 **Elena Delle Donne** @De11eDonne Follow

So happy for @Lindsay_13 Minnesota got this one so right!

Hoopfeed.com @hoopfeed
Minnesota: Lindsay Whalen named head coach j.mp/2GWzqSL #ncaww #wnba

9:34 AM - 13 Apr 2018

10 Retweets 241 Likes

10 241

 **Rebecca Lobo** @RebeccaLobo Follow

I am so happy for @Lindsay_13 and the U. Exciting hire.

Hoopfeed.com @hoopfeed
Minnesota: Lindsay Whalen named head coach j.mp/2GWzqSL #ncaww #wnba

3:03 PM - 12 Apr 2018

14 Retweets 343 Likes

9 14 343

AHC CARLY THIBAUT-DUDONIS

THIRD SEASON



Carly Thibault-DuDonis (pronounced TEE-bow doo-DON-iss) was named assistant coach at Minnesota on April 23, 2018 and was promoted to the title of associate head coach on May 14, 2020.

Among her duties with the Golden Gophers, she works with the team's guards, oversees the recruiting efforts and helps prepare scouting reports and game strategies.

In her two seasons at Minnesota, she has helped the Maroon and Gold reach the post-season and coached one WNBA draft pick, one All-American, four All-Big Ten honorees, two

members of the Big Ten All-Freshman team and one Big Ten All-Defensive Team player.

This past year, Thibault-DuDonis had three guards earn All-Big Ten honors. Jasmine Powell was a consensus pick for both All-Big Ten Honorable Mention and the Big Ten All-Freshman Team, while Gadiva Hubbard was an All-Big Ten Honorable Mention honoree by the media, as was Sara Scalia, who also earned a place on the media's Big Ten All-Freshman Team.

Powell (12.1) and Scalia (10.8) combined for the third best combined scoring performance by a freshman duo in team annals. In addition, they each won Big Ten Freshman of the Week honors twice during the season. Powell led all Big Ten freshmen in points per game and free throw percentage, and also led conference freshmen in scoring in conference games only (13.1). Meanwhile, Scalia led all Big Ten freshmen in 3-pointers made per game; and led all BIG freshmen in conference games only in 3-point percentage, 3's made per game and minutes played per game.

Minnesota's 238 made 3-pointers were the third most in program history, while the 653 attempts were fourth highest and 36.4 percentage on 3's was 10th best.

In her first season at Minnesota, Thibault-DuDonis helped Kenisha Bell earn honorable mention All-America honors from the AP, become a semifinalist for the 2019 Naismith Women's Defensive Player of the Year Award, garner consensus First Team All-Big Ten honors from the league's coaches and media and be placed on the All-Big Ten Defensive Team. Bell was then taken 30th overall by the Minnesota Lynx in the 2019 WNBA Draft.

As a team, the Gophers posted the eighth most 3-point attempts and 10th most 3's made in program history during the season.

Prior to Minnesota, she spent two seasons on the Mississippi State coaching staff where she helped the Bulldogs to the Final Four and national title game in both of her seasons in Starkville.

In 2017-18, Mississippi State won a nation's-best 37 games en route to winning the program's first Southeastern Conference championship and reaching the national championship game for the second straight year.

In her first season working with the Bulldog guards and coordinating the program's recruiting efforts, she helped land the nation's 19th-ranked recruiting class while helping lead MSU to a then school-record 34 wins and the national title game in the program's first Final Four appearance.

Thibault-DuDonis joined the Bulldogs following two seasons on the staff at Eastern Michigan. In her final season, she helped guide an EMU offense that scored 2,445 points, third-most in a season, and dished the seventh-most assists (435) en route to going 22-12 and advancing to the second round of the WNIT. The Eagles won 20 games in each of her two seasons in Ypsilanti, as the 2014-15 squad tied the school record for wins in a season with a 24-13 mark. That team advanced to the Mid-American Conference Tournament Championship before wrapping the year in the WNIT Round of 16.

Thibault-DuDonis made the move to EMU following a stint in Tallahassee as the Director of Recruiting Operations at Florida State. During her time with the Seminoles, she managed the team's recruiting database and communication plan as well as assisting with the administration of the program's basketball camps.

She played collegiately at Monmouth from 2009-13. She concluded her playing career third in school history with 166-career 3-point field goals made.

Her father, Mike, was a longtime coach in the NBA before making the move to the WNBA. He was the head coach of the Connecticut Sun when the team drafted Whalen in 2004, while he currently coaches the Washington Mystics. Thibault-DuDonis married Blake DuDonis in the summer of 2017.



THIBAUT-DUDONIS AT A GLANCE

COACHING RESUME:

2018-Pres.: Minnesota
Assistant Coach

2016-18: Mississippi State
Assistant Coach

2015-16: Eastern Michigan
Assistant Coach

2014: Florida State
Director of Recruiting Operations

PLAYING EXPERIENCE:

2009-13: Monmouth
Third-team All-Northeast Conference (2012)
Monmouth Coaches' Award (2012)
Monmouth Alumni Association Academic Award (2012)
Northeast Conference Scholar-Athlete of the Year (2012)
CoSIDA Academic All-District II First Team (2012, '13)

EDUCATION:

Psychology
Monmouth, 2013

AC DANIELLE O'BANION

THIRD SEASON



Danielle O'Banion brought 16 seasons of NCAA Division I coaching experience with her when she returned to the University of Minnesota women's basketball program in May 2018.

Now entering her 19th season on the sidelines overall, O'Banion's on-court responsibilities include co-directing team defensive schemes, coaching the Gopher post players, and preparing scouting reports/game strategies. Off the court, she actively engages in prospect recruiting, game scheduling, and direct-

ing the Lindsay Whalen Basketball Camps.

The 2019-20 season saw O'Banion coach Taiye Bello to consensus All-Big Ten Second Team honors; this came one season after Bello was consensus honorable mention. Bello finished as the school's all-time leader in offensive rebounds and was also top-10 in total rebounds, defensive rebounds, rebound average, double-doubles and field goal percentage.

O'Banion was an assistant coach for the Golden Gophers during its best five-season run in school history from 2002-03 to 2006-07. In that span, Minnesota posted five straight winning seasons, including three 25-win campaigns, and four consecutive NCAA Tournament appearances from 2003-06. Minnesota advanced to the NCAA Sweet Sixteen in 2003 and 2005 and made the program's first and only Women's Final Four in 2004. While at Minnesota, O'Banion worked with the Golden Gopher backcourt, which included current Minnesota head coach Lindsay Whalen and current assistant coach, Kelly Curry.

O'Banion is also passionate about giving back to the game of basketball by actively engaging with the Women's Basketball Coaches Association (WBCA). She served on the Board of Directors from 2013-15 and presented during the National Conventions in 2011 and 2019.

Her playing and coaching career includes time at Boston College, Harvard University, University of Memphis, Kent State, and University of Minnesota. She served as the head coach at Kent State University from 2008-12, where she effectively restored the roster by signing 17 student-athletes in four years. She mentored two all-conference honorees and secured the largest financial gift to the women's basketball program in athletics history during that four-year period.

At the 2016 NCAA Women's Final Four in early April, O'Banion was presented the U.S. Basketball Writers Association (USBWA) Pat Summitt Most Courageous Award for women's basketball. The Summitt Award is presented by USBWA annually to players, coaches, officials or administrators in women's college basketball that have demonstrated extraordinary courage in the face of adversity.

O'Banion received the prestigious honor for her fight against cancer. She was diagnosed with Stage 2 lymphoma cancer in 2014 and went through a series of chemotherapy treatments. While in treatment, she coached every game and missed fewer than 10 team practices. Six months after being diagnosed, O'Banion announced on Twitter that the cancer had gone into remission. She entered the 2015-16 season cancer free and still is to this day.

As a student-athlete, O'Banion was a standout for the Boston College women's basketball program from 1997-2001. She helped lead the Eagles to the program's first two NCAA Tournament berths in 1999 and 2000, and Boston College advanced to the tournament's second round both seasons. O'Banion was voted a team co-captain her senior campaign.



O'BANION AT A GLANCE

COACHING RESUME:
2018-Pres.: Minnesota
Assistant Coach

2016-18: Memphis
Associate Head Coach

2012-16: Kent State
Head Coach

2008-09: Memphis
Assistant Coach

2007-08: Episcopal HS (Va.)
Head Coach

2002-07: Minnesota
Assistant Coach

2001-02: Harvard
Assistant Coach

PLAYING EXPERIENCE:
1997-01: Boston College
Team co-captain (2001)
BIG EAST Conference Academic All-Star (2001)
NCAA Foundation Leadership Conference (2000)

EDUCATION:
Psychology
Boston College, 2001

AC KELLY CURRY

THIRD SEASON



A former standout player and assistant coach at Minnesota, Kelly Curry (née Roysland) was named assistant coach at Minnesota on April 23, 2018.

In her current role, she works with Minnesota's forwards, is the liaison with the Lindahl Academic Center and helps prepare scouting reports and game strategies.

She returned to the Golden Gophers after spending the past four seasons as the Macalester (St. Paul) head women's basketball coach. In 2016-17, the Scots went 11-14, the program's highest win total in

five years. Curry came to Macalester prior to the 2014-15 campaign after serving as the interim head coach (2014) and an assistant coach at the University of Minnesota for four seasons (2010-14).

"Kelly's experience here at Minnesota as both a player and a coach were huge for me; she knows the state and the university well," head coach Lindsay Whalen said at the time of her hiring. "She's been a head coach for the last four years at Macalester and done a great job there. Kelly is one of the most hardworking, loyal and trustworthy people that I've ever met, both as a teammate and in my interactions with her over the last several years. She's really impressed me with those qualities and exemplifies them every day."

While at Minnesota, Curry worked with the Gophers' guards, as well as having responsibilities with scouting and recruiting. She aided Minnesota in securing the 17th-ranked recruiting class in the nation in 2011 and the 34th-ranked recruiting class nationally in 2010. She also helped guide the team's guards to numerous accolades, including All-Big Ten honors six times, as well as earning WBCA All-Region and WBCA Honorable Mention All-America honors.

"I'm thrilled and honored to be back at the University of Minnesota," Curry said upon being hired at her alma mater. "I loved my time here as a student-athlete and certainly the time that I was coaching here. To come back and work with someone of Lindsay's caliber in terms of what she's accomplished in the basketball world is very exciting and a dream scenario to have played out."

Prior to returning to Minnesota, Curry was an assistant coach at North Dakota State University. She was hired at NDSU in June of 2008 and helped the Bison post back-to-back 16-13 records, including a combined mark of 23-13 in the Summit League.

A native of Fosston, Minn., Curry was a four-year letterwinner in basketball for the Gophers from 2004-07, joining Whalen on the team's run to the 2004 Final Four and serving as a team captain as a senior. Curry also played one year of volleyball as a fifth-year senior in 2007.

Curry finished her basketball career at Minnesota ranked 12th (currently 19th) on Minnesota's all-time scoring list with 1,074 career points. She averaged 8.5 points per game over 126 contests for the Gophers, including a team-high 13.2 points per game during her senior season in 2006-07.

Curry, whose father is the head women's basketball coach at Division II Minnesota-Crookston, earned her bachelor's degree in sport management from Minnesota in 2007. She went on to receive a master's degree in exercise science from Minnesota in 2009. She married Eric Curry in August of 2014, and the couple has two sons, Brekken and Hayes.



CURRY AT A GLANCE

COACHING RESUME:

2018-pres.: Minnesota
Assistant Coach

2014-18: Macalester College
Head Coach

2010-14: Minnesota
Assistant Coach

2008-10: North Dakota State
Assistant Coach

PLAYING EXPERIENCE:

2003-07: Minnesota
All-Big Ten Third Team – Media (2007)
All-Big Ten Honorable Mention – coaches (2007)
Minnesota Team MVP (2007)
Three-time Academic All-Big Ten (2005, '06, '07)

EDUCATION:

Sport Management
Minnesota, 2007

Exercise Science
Minnesota, 2009

MELISSA MAINES

THIRD SEASON

ASST. AD/DIRECTOR OF OPERATIONS



Melissa Maines is in her third season at the University of Minnesota where she oversees the team's daily organization. She spent her first two years as director of operations before being promoted to the title of Assistant AD/Director of Operations on July 9, 2020.

Previously, she completed the second of two stints at her alma mater, Texas Tech. She spent the five seasons as director of basketball operations and earned a promotion to the title of assistant athletics director in 2014. Prior to that, she worked for the Red Raiders from 1996-02 in the operations position, as well as the regional director for women's athletics.

Her responsibilities with the Lady Raiders include managing the budget, working as the liaison with Under Armour, fan engagement, team travel, supervising the graduate assistants and managers and community service outreach.

Maines graduated in 1998 from Texas Tech with a degree in exercise sports science and received a masters from there in sports administration in 2001.

Prior to returning to her alma mater, Maines was the director of basketball operations at Auburn University from 2004-2012. She initially left Texas Tech in 2002 when she was hired as the assistant to the head coach at the University of Florida from 2002-2004.

MAINES AT A GLANCE

BASKETBALL EXPERIENCE:

2018-present: Minnesota
Asst. AD/Director of Basketball Operations

2014-18: Texas Tech
Asst. AD/Director of Basketball Operations

2013: Texas Tech
Director of Basketball Operations

2004-12: Auburn
Director of Basketball Operations

2002-04: Florida
Assistant to the Head Coach

1996-02: Texas Tech
Director of Basketball Operations/
Regional director for women's athletics

EDUCATION:
Exercise Sports Science
Texas Tech University, 1998

Sports Administration
Texas Tech University, 2001

GREG HAAG

FIFTH SEASON

VIDEO COORDINATOR



Greg Haag is entering his fifth season as video coordinator for the Gopher women's basketball team.

He came to Minnesota from the WNBA's Chicago Sky, for which he served as the team's video coordinator intern since 2013. He assisted the Sky's staff with scouting reports and film breakdown, and coded practice film.

Haag is a 2012 graduate of the University of Wisconsin Parkside, where he served as student assistant during his undergraduate career. Haag added experience as a sports information intern for a semester, and stayed at Parkside as video coordinator from 2012-13 before the Sky hired him.

Haag has a bachelor's degree in sport management from Wisconsin Parkside and also earned his coaching certificate.

HAAG AT A GLANCE

BASKETBALL EXPERIENCE

2016-present: Minnesota
Video Coordinator

2013-16: Chicago Sky
Video Coordinator Intern

2012-13: Wisconsin Parkside
Video Coordinator

2008-12: Wisconsin Parkside
Student Assistant

EDUCATION:
Bachelor of Science, Sport Management
Coaching Certificate
University of Wisconsin Parkside, 2014

STEPHEN PATTERSON

ATHLETIC TRAINER



Stephen Patterson, a native of New Ulm, Minn., begins his sixth year at the University of Minnesota primarily working with the women's basketball team.

Patterson completed his undergraduate degree in 2005 at South Dakota State University, receiving a Bachelor of Science degree in athletic training with a minor in health sciences. He went on to obtain a Master of Science degree in exercise and sport science-human performance with specialization in athletic training from the University of Wisconsin-La Crosse in 2007.

While at the University of Wisconsin-La Crosse, Patterson served as a graduate assistant athletic trainer with the primary responsibility of caring for the men's basketball team and providing assistant athletic training support to the football team. He also served as an approved clinical instructor for the accredited athletic training education program, one of the most competitive, in-depth and hands-on athletic training programs in the country.

After graduate school, Patterson held a position as an associate athletic trainer at Saint Cloud State University from 2007 to 2011 and provided direct athletic training services for women's basketball, baseball and men's and women's golf. He also served as an approved clinical instructor to the accredited athletic training education program. In 2011, Patterson moved into a clinical setting working as an athletic trainer/physician extender for Sports and Orthopaedic Specialists in Edina, Minnesota.

KRISTIN ZDANCZEWICZ

STRENGTH & CONDITIONING COACH



Kristin Zdanczewicz (zuh-DANZ-vich) is in her third season as the strength and conditioning coach for the Minnesota women's basketball team.

A native of Milwaukee, Wis., Zdanczewicz is in her second stint at Minnesota after spending the 2017-18 season at Miami with the Hurricanes' women's basketball and swimming teams.

She previously served as the assistant director of strength and conditioning at the University of Minnesota for three years from 2011-14. During her time with the Golden Gophers, she worked with the women's track and field, women's cross country and gymnastics teams.

At Minnesota, Zdanczewicz has coached 11 All-Americans, six Olympic Trial athletes and five Big Ten event champions in track and field, as well as five All-Big Ten honorees in cross country and one Big Ten Gymnast of the Year. She also helped guide the Gophers to their first Big Ten Outdoor Track and Field Championship title in 2016.

Zdanczewicz also played extensively for the USA Women's National Rugby Team, serving as captain in 2007 and 2008, as well as taking part in the 2006 and 2010 World Cups. Of her 17 years of competitive rugby, she spent 13 at the international level, earning 23 caps.



Karl Anderson
Athletic
Communications



Mills Armbruster
Marketing



Deaynn Brausen
Senior Building &
Grounds Worker



Chris Cords
Academic
Counselor



Lori Gislason
Equipment
Manager



Everett Knowles
Williams Arena
Manager



Annie Odegard
Administrative
Intern



Lynnette Sjoquist
Gopher
Radio Network



Garrett Solis
Assistant to the
Head Coach



Corbu Stathes
Gopher
Radio Network



2019-20 REVIEW



Year two under **Lindsay Whalen** saw Minnesota finish with a 16-15 record, including a win in the Big Ten Tournament.

- Minnesota was ranked No. 23 in the AP Pre-season Poll and receiving votes in the USA Today Coaches Preseason Poll. It was the fifth time in program history the Gophers were ranked in the AP Preseason Poll and the first since they were No. 16 in 2005-06.
- After falling in its season opener, Minnesota rattled off 11 straight wins from Nov. 10 to Dec. 28; it was the sixth longest win streak in team history. Within that stretch were four straight road wins, the seventh longest road win streak ever at Minnesota.
- Minnesota began the year 9-1, its fourth best 10-game start, while its 11-1 beginning was its fifth best one-loss start and its 11-2 record was its eighth best two-loss start

FRESHMEN STRONG IN DEBUT SEASON

- With **Jasmine Powell** averaging 12.1 points per game and **Sara Scalia** at 10.8, the Gophers' duo combined for the third best scoring combination ever among Gopher freshmen. With records dating back to the 1977-78 season, only two other freshmen duos have combined for more points in a season than Powell and Scalia: **Lindsay Whalen** (17.0) and **Tanisha Gilbert** (14.7) in 2000-01 and **Linda Roberts** (14.4) and **Joan Kowalsky** (11.2) in 1977-78. In fact, those are the only other times in team annals that two freshmen have each averaged double digits.
- Powell and Scalia each won Big Ten Freshman of the Week honors twice this season. It's the first time in program history that multiple Gophers have won multiple Freshman of the Week accolades in one season since the award was introduced in 2009-10. They are two of seven players in Gophers history with two or more Freshman of the Week accolades.
- The four freshmen that played this year (Powell (12.1), Scalia (10.8), **Klarke Sconiers** (2.5) and **Barbora Tomancova** (0.8)) combined for 26.2 points per game, the highest figure among Gopher freshmen in the last 13 years and fifth largest ever in program history.

HONORS AND AWARDS

- **Taiye Bello** was a consensus All-Big Ten Second Team selection by the league's coaches and media. She garnered accolades for the second straight season after earning consensus All-Big Ten Honorable Mention honors in 2018-19.
- **Jasmine Powell** was a consensus pick for both All-Big Ten Honorable Mention and the Big Ten All-Freshman Team.
- **Gadiva Hubbard** was an All-Big Ten Honorable Mention honoree by the media for the first time in her career, as was **Sara Scalia**, who also earned a place on the media's Big Ten All-Freshman Team.
- With Powell and Scalia both earning spots on the Big Ten All-Freshman Team, it was the first time in program history the Gophers had multiple players named to the team in one season.
- In addition, captain **Jasmine Brunson** was tabbed as the school's Sportsmanship Award representative for the second straight year.

IN THE RECORD BOOKS

- The Golden Gophers led the Big Ten in free throw percentage with a .754 mark. It was the fifth highest free throw rate in team history.
- Minnesota made the third most 3-pointers (238) and had the third fewest turnovers (445) and turnovers per game (14.4) in program history.
- Making 11-of-18 3-pointers against Missouri State on Nov. 5, Minnesota's 61.1 percent from long range was its seventh best all-time.
- Five turnovers committed against Vermont on Nov. 10 tied for Minnesota's third fewest since the 1982-83 season.
- Milwaukee's 33 turnovers on Nov. 14 tied for 10th most by a Minnesota opponent and were the most since North Dakota State had 35 turnovers on Nov. 24, 2009.
- The Gophers' 41 made field goals against Bryant on Nov. 26 tied for eighth most in a game at Minnesota. In addition, going 11-of-11 at the line marked the second most makes without a miss in program history behind a 17-for-17 performance against Indiana (3/7/19).

INDIVIDUAL AWARD WINNERS

Kehinde Bello
Academic All-Big Ten

Taiye Bello
Consensus All-Big Ten Second Team

Big Ten Player of the Week (Dec. 9)

Big Ten Player of the Week Honor Roll
(Feb. 3)

Academic All-Big Ten

Jasmine Brunson
Big Ten Sportsmanship Award

Academic All-Big Ten

Gadiva Hubbard
All-Big Ten Honorable Mention (media)

Academic All-Big Ten

Destiny Pitts
Big Ten Player of the Week (Dec. 16)

Jasmine Powell
Consensus All-Big Ten Honorable Mention

Consensus Big Ten All-Freshman Team

Two-Time Big Ten Freshman of the Week
(Feb. 3 and Feb. 24)

Sara Scalia
All-Big Ten Honorable Mention (media)

Big Ten All-Freshman Team (media)

Two-Time Big Ten Freshman of the Week
(Dec. 2 and Jan. 20)

Barbora Tomancova
Big Ten Distinguished Scholar Award

Academic All-Big Ten

- The team's 33-point margin of victory at George Washington on Dec. 10 tied for the seventh largest road win in program history and was the second largest in the last 37 years. Also, the Gophers' 13 made 3-pointers tied for 10th most at Minnesota.
- **Taiye Bello** led the Big Ten in rebounding average (9.8) and total rebounds (293) and was second in double-doubles (12) and offensive rebounds per game (4.0)
- With 10 points at Ohio State on Feb. 13, **Gadiva Hubbard** became the 26th player in Gophers history to reach 1,000 points in her career. She did it in just 80 games, the 12th fewest needed in team history.

FINAL NCAA / BIG INDIVIDUAL AND TEAM RANKINGS

	Player	NCAA	BIG	Value		NCAA	BIG	Value
Assist/TO Ratio	Jasmine Brunson	121	10	1.63	Assist/TO Ratio	129	12	0.89
Free Throws Made	Jasmine Powell	135	11	99	Assists	156	12	394
Free Throw Percentage	Jasmine Powell	198	9	75.6	Assists/Game	186	12	12.7
3PT FG Attempted	Gadiva Hubbard	130	5	179	Blocks	147	12	100
3PT FG Made	Gadiva Hubbard	117	6	63	Blocks/Game	167	12	3.2
3PT FGM/Game	Gadiva Hubbard	140	8	2.03	Fewest Fouls	183	8	51.7
	Sara Scalia	184	9	1.90	Fewest Fouls/Game	163	9	16.7
3 PT FG Pct.	Gadiva Hubbard	97	6	35.2	Field Goal Pct.	192	12	39.5
Total Rebounds	Taiye Bello	35	1	293	Opp. Field Goal Pct.	314	12	42.8
Total Rebounds/Game	Taiye Bello	35	1	9.8	Free Throws Attempted	115	6	544
Offensive Rebounds/Game	Taiye Bello	20	2	4.0	Free Throws Made	58	4	410
Blocked Shots	Taiye Bello	68	5	49	Free Throw Pct.	34	1	75.4
Blocked Shots/Game	Taiye Bello	72	5	1.63	Total Rebounds	151	10	1,154
Steals/Game	Gadiva Hubbard	237	12	1.71	Rebounds/Game	193	9	37.23
Double-Doubles	Taiye Bello	40	2	12	Rebound Margin	219	12	-1.4
					Scoring Offense	64	7	70.6
					Scoring Defense	270	11	68.5
					Scoring Margin	149	10	2.1
					Steals	132	7	25.3
					Steals/Game	142	8	8.2
					3PT FG Made	39	2	238
					3PT FGM/Game	47	2	7.7
					3PT FG Pct.	21	3	36.4
					3PT FG Pct. Defense	229	12	32.2
					Fewest TO Committed	98	5	44.5
					TO Committed/Game	83	5	14.4
					TO Forced/Game	187	7	15.84
					Turnover Margin	119	4	1.48
					Winning Pct.	168	11	51.6

2019-20 STARTING LINEUPS

Game No.						Record
1	Brunson	Staples	Hubbard	Pitts	T. Bello	0-1
2-15	Brunson	Scalia	Hubbard	Pitts	T. Bello	11-3
16-17	Brunson	Scalia	Hubbard	Adashchyk	Sconiers	0-2
18-19	Brunson	Scalia	Hubbard	Adashchyk	T. Bello	1-1
20-22, 26-31	Brunson	Powell	Scalia	Hubbard	T. Bello	3-6
23-25	Powell	Scalia	Hubbard	K. Bello	T. Bello	1-2

2019-20 BY THE NUMBERS

Largest Victory	45 (101-56)	vs. Bryant, 11/26
Largest Defeat	55 (44-99)	vs. Maryland, 3/1
Largest Halftime Lead	33 (54-21)	at Penn State, 12/28
Largest Halftime Deficit	26 (19-45)	vs. Maryland, 3/1
Most Points In 1st Half	54	at Penn State, 12/28
Fewest Points in 1st Half	19	vs. Maryland, 3/1
Most Points In 2nd Half	54	vs. Bryant, 11/26
Fewest Points in 2nd Half	25	2x, MR: vs. Maryland, 3/1
Most Points Allowed In 1st Half	49	at Ohio State, 2/13
Fewest Points Allowed in 1st Half	19	at Wisconsin, 2/6
Most Points Allowed In 2nd Half	54	vs. Maryland, 3/1
Fewest Points Allowed in 2nd Half	22	vs. Nebraska, 1/30
Largest Lead	55 (101-46, 4th, 2:33)	vs. Bryant, 11/26
Largest Lead at Home	55 (101-46, 4th, 2:33)	vs. Bryant, 11/26
Largest Lead On Road	38 (63-25, 3rd, 2:36)	at George Washington, 12/10
Largest Lead Lost (In a Loss)	15 (63-48, 3rd, 3:11; lost 76-75)	vs. Iowa, 1/16
Largest Deficit	57 (42-99, 4th, 0:32)	vs. Maryland, 3/1
Largest Deficit At Home	57 (42-99, 4th, 0:32)	vs. Maryland, 3/1
Largest Deficit on Road	27 (61-88, 4th, 5:41)	at Ohio State, 2/13
Largest Comeback Win	12 (27-39, 2nd, 0:34; won 67-61)	2x, MR: vs. Nebraska, 1/30

2019-20 BIG TEN STANDINGS

	Team	BIG	Pct.	Overall	Pct.
1.	Maryland	16-2	.889	28-4	.875
	Northwestern	16-2	.889	26-4	.867
3.	Iowa	14-4	.778	23-7	.767
4.	Indiana	13-5	.722	24-8	.750
5.	Rutgers	11-7	.611	22-9	.710
	Ohio State	11-7	.611	21-12	.636
7.	Michigan	10-8	.556	21-11	.656
8.	Michigan State	9-9	.500	16-14	.533
9.	Purdue	8-10	.444	18-14	.563
10.	Nebraska	7-11	.389	17-13	.567
11.	Minnesota	5-13	.278	16-15	.516
12.	Wisconsin	3-15	.167	12-19	.387
13.	Illinois	2-16	.111	11-19	.367
14.	Penn State	1-17	.056	7-23	.233

2019-20 NOTABLE PERFORMANCES

20-POINT GAMES

Destiny Pitts	6
Gadiva Hubbard	4
Jasmine Powell	4
Sara Scalia	3
Taiye Bello	1
Jasmine Brunson	1

DOUBLE-FIGURE SCORING

Taiye Bello	20
Gadiva Hubbard	20
Jasmine Powell	19
Jasmine Brunson	15
Sara Scalia	15
Destiny Pitts	12
Masha Adashchyk	4

DOUBLE-FIGURE REBOUNDS

Taiye Bello	17
Kehinde Bello	1
Sara Scalia	1

DOUBLE-DOUBLES

Taiye Bello	12
Sara Scalia	1

2019-20 MINNESOTA OVERALL STATISTICS

REBOUNDS

3-PTS

TOTAL

##	Player	GP-GS	Min	Avg	FG-FGA	Pct	3FG-FGA	Pct	FT-FTA	Pct	Off-Def	Tot	Avg	PF-F0	A	TO	Blk	Stl	Pts	Avg
3	Destiny Pitts	15-15	486	32.4	76-191	.398	45-98	.459	48-56	.857	10-52	72	4.8	37-0	50	48	5	15	245	16.3
4	Jasmine Powell	31-12	816	26.3	123-346	.355	30-100	.300	99-131	.756	15-79	94	3.0	68-0	96	99	5	44	375	12.1
5	Taiye Bello	30-29	885	29.5	135-271	.498	0-5	.000	84-126	.667	119-174	293	9.8	97-4	25	60	49	31	354	11.8
34	Gadiva Hubbard	31-31	1003	32.4	113-317	.356	63-179	.352	59-74	.797	15-90	105	3.4	63-0	57	38	6	53	348	11.2
14	Sara Scalia	31-30	998	32.2	119-310	.384	59-160	.369	37-45	.822	34-94	128	4.1	44-0	44	38	3	39	334	10.8
21	Jasmine Brunson	29-28	880	30.3	104-279	.373	17-48	.354	59-69	.855	20-54	74	2.6	53-1	88	54	6	41	284	9.8
23	Masha Adasichyk	27-4	476	17.6	52-122	.426	20-43	.465	11-12	.917	22-48	70	2.6	63-1	17	40	5	15	135	5.0
12	Mercedes Staples	8-1	114	14.3	8-29	.276	3-14	.214	2-3	.667	2-7	9	1.1	7-0	7	5	1	8	21	2.6
25	Klarke Sconiers	17-2	179	10.5	19-38	.500	0-0	---	5-7	.714	9-18	27	1.6	28-0	3	10	7	3	43	2.5
20	Kehinde Bello	27-3	271	10.0	15-32	.469	0-2	.000	5-17	.294	27-51	78	2.9	36-1	4	21	13	4	35	1.3
2	Barbara Tomancova	18-0	142	7.9	6-16	.375	1-4	.250	1-4	.250	12-21	33	1.8	21-0	3	4	0	0	14	0.8
TM	TEAM										103-68	171	5.5			28				
31	Total				770-1951	.395	238-553	.364	410-544	.754	388-766	1154	37.2	517-7	394	445	100	253	2188	70.6
31	Opponents				797-1862	.428	175-544	.322	353-480	.735	343-853	1196	38.6	521-7	446	491	127	213	2122	68.5

2019-20 MINNESOTA BIG TEN STATISTICS

REBOUNDS

3-PTS

TOTAL

##	Player	GP-GS	Min	Avg	FG-FGA	Pct	3FG-FGA	Pct	FT-FTA	Pct	Off-Def	Tot	Avg	PF-F0	A	TO	Blk	Stl	Pts	Avg
3	Destiny Pitts	4-4	137	34.2	22-54	.407	11-23	.478	15-18	.833	2-19	21	5.3	12-0	9	18	0	1	70	17.5
4	Jasmine Powell	18-10	522	29.0	77-223	.345	22-71	.310	60-79	.759	11-44	55	3.1	37-0	46	67	3	25	236	13.1
14	Sara Scalia	18-18	618	34.3	71-201	.353	40-109	.367	25-31	.806	21-57	78	4.3	29-0	21	23	1	17	207	11.5
5	Taiye Bello	17-16	510	30.0	71-163	.436	0-5	.000	45-70	.643	58-101	159	9.4	58-4	15	33	19	16	187	11.0
21	Jasmine Brunson	16-15	520	32.5	58-159	.365	6-19	.316	42-48	.875	11-26	37	2.3	25-0	40	34	4	18	164	10.3
34	Gadiva Hubbard	18-18	623	34.6	56-184	.304	31-106	.292	38-47	.809	8-56	64	3.6	42-0	39	24	4	27	181	10.1
23	Masha Adasichyk	18-4	345	19.2	33-81	.407	15-32	.469	9-10	.900	18-35	53	2.9	50-1	12	28	2	11	90	5.0
25	Klarke Sconiers	9-2	94	10.4	8-18	.444	0-0	---	3-3	1.000	6-8	14	1.6	15-0	0	4	2	3	19	2.1
20	Kehinde Bello	15-3	189	12.6	7-20	.350	0-2	.000	1-6	.167	21-37	58	3.9	25-1	3	12	10	3	15	1.0
2	Barbara Tomancova	10-0	92	9.2	4-10	.400	0-2	.000	1-4	.250	8-16	24	2.4	10-0	2	3	0	0	9	0.9
TM	Team										65-42	107	5.9			22				
18	Total				407-1113	.366	125-369	.339	239-316	.756	229-441	670	37.2	303-6	187	273	45	121	1178	65.4
18	Opponents				494-1101	.449	97-294	.330	231-307	.752	193-511	704	39.1	302-4	278	247	83	142	1316	73.1

2019-20 RESULTS

OVERALL RECORD: 16-15 / BIG TEN RECORD: 5-13

Date	Opponent	W/L	Score	Attendance	Scoring Leader	Rebounding Leader	Assists Leader
11/5	MISSOURI STATE	L	69-77	2860	18 - Pitts	3 - Four players tied	6 - Pitts
11/10	VERMONT	W	90-58	3456	19 - Powell	10 - T. Bello	4 - Powell
11/14	MILWAUKEE	W	77-61	4081	18 - T. Bello	11 - T. Bello	4 - Powell
11/17	ARIZONA STATE	W	80-66	4862	22 - Pitts	11 - T. Bello	7 - Pitts
11/23	MONTANA STATE	W	71-60	3497	26 - Pitts	14 - T. Bello	3 - Hubbard/Powell
11/26	BRYANT	W	101-56	2770	20 - Scalia	11 - T. Bello	7 - Powell
<i>ACC/Big Ten Challenge</i>							
12/4	at Notre Dame	W	75-67	7093	20 - Hubbard	16 - T. Bello	6 - Brunson
12/8	at American	W	70-53	381	25 - T. Bello	10 - T. Bello	5 - Powell
12/10	at George Washington	W	83-50	473	23 - Scalia	8 - T. Bello	7 - Pitts
12/15	UC DAVIS	W	76-67	4673	24 - Hubbard	9 - T. Bello/Pitts	4 - Scalia
12/21	LEHIGH	W	77-49	4300	19 - Pitts	9 - T. Bello	6 - Brunson
12/28	at Penn State*	W	81-74	1923	22 - Scalia	10 - T. Bello	4 - Scalia
12/31	OHIO STATE*	L	63-66	3982	26 - Pitts	14 - T. Bello	2 - Hubbard/Pitts/Scalia
1/4	at Nebraska*	L	58-72	5940	16 - T. Bello	7 - Scalia	4 - Pitts
1/9	NORTHWESTERN*	L	54-56	3001	13 - Hubbard	9 - T. Bello	6 - Hubbard
1/12	at Illinois*	L	71-74	1333	16 - Scalia	9 - Tomancova	5 - Hubbard
1/16	IOWA*	L	75-76	3412	18 - Hubbard/Scalia	10 - Scalia	6 - Brunson
1/19	at Purdue*	W	72-59	6077	18 - Scalia	10 - T. Bello	3 - Brunson/T. Bello/Scalia
1/22	WISCONSIN*	L	62-72	3619	12 - Brunson/Hubbard	13 - T. Bello	3 - Brunson/Scalia
1/27	at Indiana*	L	52-65	3463	15 - Powell	13 - T. Bello	3 - Powell
1/30	NEBRASKA*	W	67-61	3568	19 - Powell	10 - T. Bello	6 - Brunson
2/2	RUTGERS*	W 2ot	73-71	4319	19 - T. Bello/Powell	22 - T. Bello	4 - Powell
2/6	at Wisconsin*	W	73-64	3581	24 - Powell	12 - K. Bello	5 - Powell
2/10	MICHIGAN*	L	52-77	3423	20 - Powell	5 - K. Bello/T. Bello	3 - Adashchuk/Powell
2/13	at Ohio State*	L	76-99	3721	21 - Powell	7 - T. Bello	3 - Adashchuk/Hubbard
2/17	at Michigan State*	L	54-66	4608	15 - Powell	8 - T. Bello	3 - Hubbard
2/22	INDIANA*	L	69-75	4453	21 - Powell	7 - T. Bello	2 - Four players tied
2/27	at Iowa*	L	82-90	8297	20 - Hubbard	7 - T. Bello	9 - Powell
3/1	MARYLAND*	L	44-99	6013	10 - Scalia	10 - T. Bello	2 - Brunson

Big Ten Tournament - Indianapolis, Ind.

3/4	vs Penn State	W	85-65	3793	20 - Brunson	13 - T. Bello	6 - Brunson
3/5	vs Ohio State	L	56-77	4349	14 - Powell	10 - T. Bello	4 - Powell

* Conference Games

	Record	Attendance (Avg.)	Conf.	Record	Attendance (Avg.)	NonConf.	Record	Attendance (Avg.)
Overall	16-15	121,321 (3,914)	Conf.	5-13	74,733 (4,152)	NonConf.	11-2	46,588 (3,584)
Home	9-8	66,289 (3,899)	Home	2-7	35,790 (3,977)	Home	7-1	30,499 (3,812)
Away	6-6	46,890 (3,908)	Away	3-6	38,943 (4,327)	Away	3-0	7,947 (2,649)
Neutral	1-1	8,142 (4,071)	Neutral	0-0	----	Neutral	1-1	8,142 (4,071)

» GAME 1 - REGULAR SEASON

NR/RV Missouri State (1-0) 77
 #23/RV Minnesota (0-1) 69
 Nov. 5, 2019 • Williams Arena • Minneapolis
 Attendance: 2,860

Missouri State	fg-a	3fg-a	ft-a	o-d-t	pf	tp	a	to	blk	s	min
Franklin (f)	5-7	0-0	4-4	3-7-10	2	14	3	5	0	0	34
Gartner (c)	3-3	1-1	0-0	1-5-6	3	7	0	3	2	0	17
Calip (g)	6-12	2-4	7-7	0-3-3	1	21	6	5	1	5	36
Willard (g)	6-12	1-2	0-0	2-3-5	1	13	2	4	0	1	31
Bhinhar (g)	3-5	0-0	0-0	0-5-5	0	6	4	4	2	1	28
Ruffridge	1-2	0-0	2-2	0-0-0	0	4	0	1	0	0	8
Hipp	3-5	0-1	0-0	0-3-3	1	6	1	0	0	0	24
Wilson	1-4	0-0	2-2	0-0-0	0	4	0	2	1	1	14
Ealy	0-0	0-0	0-0	0-0-0	0	0	1	0	0	0	3
Manning	0-1	0-0	2-2	0-3-3	1	2	0	1	0	1	6
TEAM				4-2-6							1
Totals	28-51	4-10	17-17	10-31-41	9	77	17	26	6	9	200

TOTAL FG% 1st Half: 13-27 48.1% 2nd Half: 15-24 62.5% Game: 54.9%
3-Pt. FG% 1st Half: 2-5 40.0% 2nd Half: 2-5 40.0% Game: 40.0%
F Throw % 1st Half: 9-9 100% 2nd Half: 8-8 100% Game: 100%

Minnesota	fg-a	3fg-a	ft-a	o-d-t	pf	tp	a	to	blk	s	min
T. Bello (f)	5-9	0-0	3-3	1-1-2	4	13	0	2	2	0	21
Pitts (g)	6-14	6-8	0-0	1-2-3	1	18	6	7	1	0	39
Staples (g)	3-9	1-4	0-0	0-3-3	2	7	0	2	0	2	24
Brunson (g)	6-15	1-2	1-1	1-2-3	2	14	5	4	1	2	36
Hubbard (g)	0-0	0-0	2-4	0-1-1	0	2	3	0	0	3	20
Tomancova	0-1	0-0	0-0	2-0-2	1	0	1	0	0	0	4
Powell	1-5	1-1	0-0	1-0-1	3	3	2	0	0	0	11
Scalia	3-7	2-3	0-0	1-2-3	1	8	0	0	0	1	20
K. Bello	0-1	0-0	0-0	0-0-0	0	0	0	1	0	0	4
Adashchuk	0-1	0-0	0-0	0-1-1	1	0	0	2	1	1	10
Sconiers	2-2	0-0	0-0	0-0-0	3	4	1	1	0	0	11
TEAM				1-1-2							
Totals	26-64	11-18	6-8	8-13-21	18	69	18	19	5	10	200

TOTAL FG% 1st Half: 11-26 42.3% 2nd Half: 15-38 39.5% Game: 40.6%
3-Pt. FG% 1st Half: 3-6 50.0% 2nd Half: 8-12 66.7% Game: 61.1%
F Throw % 1st Half: 3-5 60.0% 2nd Half: 3-3 100% Game: 75.0%

Score by Periods	1st	2nd	3rd	4th	Total
Missouri State	26	11	19	21	77
Minnesota	13	15	21	20	69

» GAME 2 - REGULAR SEASON

Vermont (0-3) 58
 #23/RV Minnesota (1-1) 90
 Nov. 10, 2019 • Williams Arena • Minneapolis
 Attendance: 3,456

Vermont	fg-a	3fg-a	ft-a	o-d-t	pf	tp	a	to	blk	s	min
Crymble (f)	8-14	0-1	6-8	2-2-4	3	22	1	4	1	0	33
Richardson (f)	0-3	0-2	0-0	0-2-2	0	3	2	0	1	0	20
Larkins (g)	2-5	2-5	0-0	0-1-1	1	6	3	2	0	0	25
Utterback (g)	6-12	2-3	0-2	2-4-6	4	14	0	4	0	0	30
Caverly (g)	1-9	0-6	6-8	0-4-4	4	8	3	1	0	1	38
Wells	1-3	0-2	0-0	2-0-2	2	2	0	1	0	0	23
McCauley	0-1	0-1	0-0	0-0-0	0	0	0	0	0	0	4
Whiteside	2-3	1-2	1-2	0-4-4	3	6	1	0	0	0	16
Settelmeyer	0-2	0-0	0-0	0-2-2	2	0	0	0	2	0	11
TEAM				1-6-7							3
Totals	20-52	5-22	13-20	7-25-32	22	58	10	15	4	1	200

TOTAL FG% 1st Half: 9-23 39.1% 2nd Half: 11-29 37.9% Game: 38.5%
3-Pt. FG% 1st Half: 3-12 25.0% 2nd Half: 2-10 20.0% Game: 22.7%
F Throw % 1st Half: 3-7 42.9% 2nd Half: 10-13 76.9% Game: 65.0%

Minnesota	fg-a	3fg-a	ft-a	o-d-t	pf	tp	a	to	blk	s	min
T. Bello (f)	6-6	0-0	2-3	3-7-10	2	14	0	1	0	2	21
Pitts (g)	5-11	3-6	3-4	1-4-5	3	16	3	2	0	1	27
Scalia (g)	3-8	1-3	2-3	1-6-7	1	9	2	0	0	2	28
Brunson (g)	3-9	0-2	1-1	0-0-0	2	7	2	1	0	1	23
Hubbard (g)	4-8	2-3	2-3	1-4-5	2	12	0	0	0	2	23
Tomancova	2-3	1-2	0-0	1-0-1	4	5	0	1	0	0	13
Powell	7-14	1-4	4-4	0-2-2	3	19	4	0	0	0	26
Staples	0-2	0-1	1-2	1-1-2	2	1	2	0	0	0	1
K. Bello	1-2	0-0	1-2	2-2-4	2	3	0	0	0	0	10
Sconiers	2-5	0-0	0-1	0-1-1	0	4	1	0	0	0	9
TEAM				2-2-4							
Totals	33-68	8-21	16-23	12-29-41	21	90	14	5	0	9	200

TOTAL FG% 1st Half: 17-37 45.9% 2nd Half: 16-31 51.6% Game: 48.5%
3-Pt. FG% 1st Half: 5-14 35.7% 2nd Half: 3-7 42.9% Game: 38.1%
F Throw % 1st Half: 7-9 77.8% 2nd Half: 9-14 64.3% Game: 69.6%

Score by Periods	1st	2nd	3rd	4th	Total
Vermont	12	12	16	18	58
Minnesota	27	19	17	27	90

» GAME 3 - REGULAR SEASON

Milwaukee (1-2) 61
 RV/RV Minnesota (2-1) 77
 Nov. 14, 2019 • Williams Arena • Minneapolis
 Attendance: 4,081

Milwaukee	fg-a	3fg-a	ft-a	o-d-t	pf	tp	a	to	blk	s	min
Odegard (f)	2-10	2-6	0-0	0-5-5	2	6	1	5	0	0	32
Staver (g)	0-3	0-0	2-4	1-1-2	5	2	0	0	0	1	21
Reit (g)	0-5	0-2	0-0	0-5-5	1	0	1	2	0	1	21
Bisping (g)	1-2	0-0	0-0	1-5-6	4	2	3	4	0	0	15
Cera (g)	4-4	0-0	2-2	0-1-1	3	10	3	3	0	0	22
Al. Moore	1-1	0-0	0-2	0-0-0	1	2	1	2	0	1	3
An. Moore	3-4	1-1	0-0	0-1-1	2	7	1	1	0	0	13
Wittmershaus	2-3	0-0	1-1	2-0-2	5	5	0	1	1	0	16
Heard	2-4	2-4	1-2	0-0-0	1	7	0	5	0	0	12
Fischer	4-6	4-5	0-0	0-3-3	2	12	1	2	0	1	21
Levy	3-5	2-2	0-0	1-4-5	1	8	1	2	0	0	24
TEAM				3-6-9							6
Totals	22-47	11-20	6-11	8-31-39	27	61	12	33	1	4	200

TOTAL FG% 1st Half: 12-21 57.1% 2nd Half: 10-26 38.5% Game: 46.8%
3-Pt. FG% 1st Half: 5-6 83.3% 2nd Half: 6-14 42.9% Game: 55.0%
F Throw % 1st Half: 4-5 80.0% 2nd Half: 2-6 33.3% Game: 54.5%

Minnesota	fg-a	3fg-a	ft-a	o-d-t	pf	tp	a	to	blk	s	min
T. Bello (f)	5-9	0-0	8-8	6-5-11	3	18	1	2	6	1	30
Pitts (g)	1-5	1-3	0-0	0-1-1	2	3	2	2	1	3	35
Scalia (g)	4-10	1-5	1-1	0-0-0	1	10	1	1	0	1	29
Brunson (g)	4-13	0-3	3-3	1-3-4	0	11	1	0	0	2	23
Hubbard (g)	2-9	1-7	5-6	1-2-3	4	10	1	1	0	4	22
Tomancova	0-1	0-0	0-0	1-1-2	4	0	0	0	0	0	10
Powell	4-10	0-1	8-9	0-0-0	2	16	4	1	1	0	24
Staples	1-8	1-5	0-0	0-1-1	0	3	2	2	0	0	17
K. Bello	1-1	0-0	2-4	0-3-3	1	4	0	1	1	0	8
Sconiers	1-1	0-0	0-0	0-0-0	1	2	1	0	0	0	2
TEAM				5-2-7							1
Totals	23-67	4-24	27-31	14-18-32	18	77	13	11	9	13	200

TOTAL FG% 1st Half: 8-32 25.0% 2nd Half: 15-35 42.9% Game: 34.3%
3-Pt. FG% 1st Half: 2-14 14.3% 2nd Half: 2-10 20.0% Game: 16.7%
F Throw % 1st Half: 13-16 81.3% 2nd Half: 14-15 93.3% Game: 87.1%

Score by Periods	1st	2nd	3rd	4th	Total
Milwaukee	14	19	12	16	61
Minnesota	11	20	23	23	77

» GAME 4 - REGULAR SEASON

#19/18 Arizona State (2-1)	66
RV/RV Minnesota (3-1)	80
Nov. 17, 2019 • Williams Arena • Minneapolis	
Attendance: 4,862	

Arizona State	fg-a	3fg-a	ft-a	o-d-t	pf	tp	a	to	blk	s	min
Van Hyfte (f)	0-6	0-0	0-0	1-2-3	3	0	0	1	0	0	25
Tapley (f)	6-8	0-0	4-4	3-5-8	2	16	2	4	0	0	23
Richardson (g)	4-12	2-8	0-0	1-0-1	3	10	4	1	0	2	25
Russell (g)	1-5	0-0	0-0	1-2-3	1	2	2	1	0	2	27
Ryan (g)	3-6	1-3	3-4	0-2-2	3	10	1	0	0	1	20
Hanson	4-12	4-11	2-2	0-4-4	1	14	1	0	0	0	28
Bejedi	0-3	0-1	0-0	0-2-2	0	0	0	0	0	0	3
Walker	2-5	0-0	1-2	2-2-4	1	5	1	3	0	1	21
Mbulito	4-14	1-1	0-0	2-3-5	1	9	5	3	0	0	26
Sanders	0-0	0-0	0-0	0-1-1	0	0	0	1	1	0	2
TEAM	7-3-10										
Totals	24-71	8-24	10-12	17-26-43	15	66	16	14	1	6	200

TOTAL FG%	1st Half: 12-32 37.5%	2nd Half: 12-39 30.8%	Game: 33.8%
3-Pt. FG%	1st Half: 3-6 50.0%	2nd Half: 5-18 27.8%	Game: 33.3%
F Throw %	1st Half: 5-6 83.3%	2nd Half: 5-6 83.3%	Game: 83.3%

Minnesota	fg-a	3fg-a	ft-a	o-d-t	pf	tp	a	to	blk	s	min
T. Bello (f)	3-4	0-0	3-4	2-9-11	4	9	1	2	3	0	31
Pitts (g)	8-16	3-8	3-3	0-5-5	2	22	7	3	0	1	40
Scalia (g)	1-2	1-1	2-2	0-1-1	2	5	0	1	0	0	25
Brunson (g)	6-12	0-0	3-4	1-4-5	1	15	6	2	0	3	38
Hubbard (g)	7-13	4-7	2-2	0-4-4	1	20	2	1	0	0	33
Powell	3-9	0-2	1-2	0-2-2	2	7	2	2	0	2	15
Staples	1-2	0-0	0-0	0-0-0	1	2	0	0	0	2	9
K. Bello	0-0	0-0	0-0	0-1-1	1	0	0	1	0	0	9
TEAM	1-4-5										
Totals	29-58	8-18	14-17	4-30-34	14	80	18	12	3	8	200

TOTAL FG%	1st Half: 15-31 48.4%	2nd Half: 14-27 51.9%	Game: 50.0%
3-Pt. FG%	1st Half: 2-10 20.0%	2nd Half: 6-8 75.0%	Game: 44.4%
F Throw %	1st Half: 5-6 83.3%	2nd Half: 9-11 81.8%	Game: 82.4%

Score by Periods	1st	2nd	3rd	4th	Total
Arizona State	9	23	12	22	66
Minnesota	20	17	22	21	80

» GAME 5 - REGULAR SEASON

Montana State (3-2)	60
RV/RV Minnesota (4-1)	71
Nov. 23, 2019 • Williams Arena • Minneapolis	
Attendance: 3,497	

Montana State	fg-a	3fg-a	ft-a	o-d-t	pf	tp	a	to	blk	s	min
Kuderer (f)	2-5	0-1	3-4	2-3-5	3	7	1	1	0	0	29
Smith (f)	5-7	0-0	1-2	3-2-5	3	11	1	2	2	2	25
Freije (f)	5-11	1-3	0-0	3-9-12	2	11	4	11	0	1	34
White (g)	3-14	0-3	6-6	1-2-3	4	12	3	2	0	2	34
Squires (g)	5-14	4-9	0-0	0-3-3	4	14	3	4	0	1	29
Bad Bear	0-1	0-0	0-0	0-0-0	3	0	0	0	0	0	4
Martell	1-2	1-2	0-0	0-2-2	4	3	0	0	0	0	15
Jackson	1-4	0-1	0-0	1-3-4	0	2	1	1	0	0	12
Braxton	0-0	0-0	0-0	2-3-5	1	0	1	2	0	0	18
TEAM	2-2-4										
Totals	22-58	6-19	10-12	14-29-43	24	60	14	23	2	6	200

TOTAL FG%	1st Half: 14-30 46.7%	2nd Half: 8-28 28.6%	Game: 37.9%
3-Pt. FG%	1st Half: 6-11 54.5%	2nd Half: 0-8 0.0%	Game: 31.6%
F Throw %	1st Half: 2-2 100%	2nd Half: 8-10 80.0%	Game: 83.3%

Minnesota	fg-a	3fg-a	ft-a	o-d-t	pf	tp	a	to	blk	s	min
T. Bello (f)	5-7	0-0	1-3	8-6-14	4	11	0	3	1	1	35
Pitts (g)	7-19	4-11	8-9	0-4-4	3	26	0	4	1	2	38
Scalia (g)	1-4	1-3	2-2	1-1-2	0	5	0	1	0	1	19
Brunson (g)	2-6	0-0	2-3	2-2-4	5	6	1	1	0	2	24
Hubbard (g)	2-10	1-5	0-0	0-2-2	1	5	3	0	0	2	35
Powell	3-10	0-3	8-10	0-2-2	2	14	3	2	0	2	27
Staples	1-3	0-1	0-0	0-0-0	1	2	0	0	0	0	11
K. Bello	1-1	0-0	0-1	2-2-4	1	2	0	0	0	0	5
Adashchik	0-1	0-1	0-0	0-0-0	0	0	0	2	0	0	6
TEAM	0-1-1										
Totals	22-61	6-24	21-28	13-20-33	17	71	7	13	2	10	200

TOTAL FG%	1st Half: 12-34 35.3%	2nd Half: 10-27 37.0%	Game: 36.1%
3-Pt. FG%	1st Half: 3-12 25.0%	2nd Half: 3-12 25.0%	Game: 25.0%
F Throw %	1st Half: 6-11 54.5%	2nd Half: 15-17 88.2%	Game: 75.0%

Score by Periods	1st	2nd	3rd	4th	Total
Montana State	16	20	14	10	60
Minnesota	19	14	14	24	71

» GAME 6 - REGULAR SEASON

Bryant (1-5)	56
RV/RV Minnesota (5-1)	101
Nov. 26, 2019 • Williams Arena • Minneapolis	
Attendance: 2,770	

Bryant	fg-a	3fg-a	ft-a	o-d-t	pf	tp	a	to	blk	s	min
Holloway (f)	4-10	0-0	2-4	7-5-12	3	10	2	4	0	1	35
Bjelko (c)	2-3	0-0	0-0	0-1-1	3	4	1	3	1	0	32
Zegarowski (g)	6-11	1-5	0-1	0-3-3	2	13	3	6	1	1	34
LaFrance Boyce (g)	0-7	0-1	0-0	1-1-2	1	0	1	4	0	0	27
Gallagher (g)	4-8	2-3	0-1	2-1-3	2	10	2	5	0	0	14
Perkins	4-9	3-7	0-0	0-2-2	1	11	2	0	0	0	23
Taylor	1-3	0-1	2-4	0-2-2	0	4	1	1	0	0	11
Bravo	2-2	0-0	0-0	1-3-4	0	4	1	2	0	0	14
Lesko	0-3	0-2	0-0	0-1-1	0	0	0	0	0	0	7
O'Connor	0-0	0-0	0-0	0-0-0	0	0	0	0	0	0	3
TEAM	2-2-4										
Totals	23-56	6-19	4-10	13-21-34	12	56	13	26	2	2	200

TOTAL FG%	1st Half: 10-23 43.5%	2nd Half: 13-33 39.4%	Game: 41.1%
3-Pt. FG%	1st Half: 1-4 25.0%	2nd Half: 5-15 33.3%	Game: 31.6%
F Throw %	1st Half: 4-7 57.1%	2nd Half: 0-3 0.0%	Game: 40.0%

Minnesota	fg-a	3fg-a	ft-a	o-d-t	pf	tp	a	to	blk	s	min
T. Bello (f)	4-4	0-0	2-2	6-5-11	1	10	0	3	3	3	22
Pitts (g)	2-9	0-2	4-4	1-1-2	3	8	5	0	1	0	24
Scalia (g)	8-11	4-5	0-0	1-6-7	2	20	1	2	0	2	30
Brunson (g)	4-9	0-2	0-0	0-1-1	3	8	4	0	0	3	17
Hubbard (g)	8-14	2-6	0-0	2-0-2	2	18	0	1	0	2	23
Tomancova	0-1	0-0	0-0	0-4-4	0	0	0	0	0	0	12
Powell	6-13	0-2	2-2	1-1-2	3	14	7	0	0	5	23
Staples	2-5	1-3	1-1	1-1-2	1	6	2	1	1	1	17
K. Bello	4-5	0-0	0-0	0-2-2	3	8	1	1	1	0	15
Adashchik	3-10	1-1	2-2	2-2-4	2	9	1	0	0	0	17
TEAM	5-1-6										
Totals	41-81	8-21	11-11	19-24-43	20	101	21	8	6	16	200

TOTAL FG%	1st Half: 19-37 51.4%	2nd Half: 22-44 50.0%	Game: 50.6%
3-Pt. FG%	1st Half: 3-12 25.0%	2nd Half: 5-9 55.6%	Game: 38.1%
F Throw %	1st Half: 6-6 100%	2nd Half: 5-5 100%	Game: 100%

Score by Periods	1st	2nd	3rd	4th	Total
Bryant	10	15	12	19	56
Minnesota	24	23	25	29	101

» GAME 7 - REGULAR SEASON

RV/RV Minnesota (6-1) 75

RV/RV Notre Dame (5-5) 67

Dec. 4, 2019 • Purcell Pavilion at the Joyce Center

Notre Dame, Ind. • Big Ten/ACC Challenge • Attendance: 7,093

Minnesota	fg-a	3fg-a	ft-a	o-d-t	pf	tp	a	to	blk	s	min
T. Bello (f)	8-15	0-0	0-0	6-10-16	4	16	1	1	5	1	28
Pitts (g)	4-18	3-10	3-4	3-5-8	1	14	4	3	0	3	40
Scalia (g)	4-11	1-6	0-0	1-4-5	2	9	4	0	0	2	35
Brunson (g)	5-11	2-2	1-2	1-2-3	3	13	6	1	0	0	36
Hubbard (g)	7-16	6-13	0-0	0-1-1	1	20	1	1	1	3	38
Powell	0-1	0-1	3-4	0-1-1	4	3	4	2	0	0	15
K. Bello	0-0	0-0	0-0	0-0-0	2	0	0	1	0	0	8
TEAM				4-0-4							
Totals	28-72	12-32	7-10	15-23-38	17	75	20	9	6	9	200
TOTAL FG%	1st Half: 12-35 34.3%	2nd Half: 16-37 43.2%	Game: 38.9%								
3-PT. FG%	1st Half: 7-16 43.8%	2nd Half: 5-16 31.3%	Game: 37.5%								
F Throw %	1st Half: 2-2 100%	2nd Half: 5-8 62.5%	Game: 70.0%								

Notre Dame	fg-a	3fg-a	ft-a	o-d-t	pf	tp	a	to	blk	s	min
Cosgrove (f)	0-1	0-0	0-0	0-2-2	0	0	0	1	0	0	5
Brunelle (f)	9-18	0-3	1-1	0-6-6	4	19	3	5	2	0	38
Gilbert (g)	7-13	1-2	0-0	3-4-7	2	15	1	1	0	0	38
Snizek (g)	3-6	0-0	4-5	0-2-2	4	10	8	4	0	1	40
Walker (g)	4-7	0-1	4-4	1-1-2	0	12	0	2	0	0	35
Cole	1-2	0-1	0-0	1-2-3	1	2	0	0	1	0	7
Peoples	4-13	0-1	1-1	2-12-14	2	9	6	1	2	1	37
TEAM				1-2-3							
Totals	28-60	1-8	10-11	13-31-39	13	67	18	15	5	2	200
TOTAL FG%	1st Half: 10-28 35.7%	2nd Half: 18-32 56.3%	Game: 46.7%								
3-PT. FG%	1st Half: 0-4 0.0%	2nd Half: 1-4 25.0%	Game: 12.5%								
F Throw %	1st Half: 1-1 100%	2nd Half: 9-10 90.0%	Game: 90.9%								

Score by Periods	1st	2nd	3rd	4th	Total
Minnesota	15	18	20	22	75
Notre Dame	9	12	23	23	67

» GAME 8 - REGULAR SEASON

RV/RV Minnesota (7-1) 70

American (2-6) 53

Dec. 8, 2019 • Bender Arena • Washington, D.C.

Attendance: 381

Minnesota	fg-a	3fg-a	ft-a	o-d-t	pf	tp	a	to	blk	s	min
T. Bello (f)	9-14	0-0	7-10	5-5-10	1	25	1	1	1	3	38
Pitts (g)	3-5	1-2	0-0	1-4-5	4	7	0	3	0	0	13
Scalia (g)	4-8	2-4	0-0	1-3-4	1	10	1	1	0	4	37
Brunson (g)	2-6	0-1	4-4	0-2-2	3	8	3	3	1	1	35
Hubbard (g)	5-12	2-4	0-0	0-3-3	3	12	0	0	0	0	30
Powell	2-5	1-1	0-0	0-8-8	3	5	5	3	0	0	23
Staples	0-0	0-0	0-0	0-1-1	0	0	0	0	0	0	2
K. Bello	0-0	0-0	0-0	0-0-0	0	0	0	1	1	0	2
Adashchtyk	1-1	1-1	0-0	0-2-2	2	3	1	1	2	1	20
TEAM				1-2-3							
Totals	26-51	7-13	11-14	8-30-38	17	70	11	15	5	9	200
TOTAL FG%	1st Half: 11-22 50.0%	2nd Half: 15-29 51.7%	Game: 51.0%								
3-PT. FG%	1st Half: 4-7 57.1%	2nd Half: 3-6 50.0%	Game: 53.8%								
F Throw %	1st Half: 5-6 83.3%	2nd Half: 6-8 75.0%	Game: 78.6%								

American	fg-a	3fg-a	ft-a	o-d-t	pf	tp	a	to	blk	s	min
Bartner (f)	4-8	1-4	1-2	1-2-3	3	10	0	0	0	0	33
Fisher (g)	1-4	1-1	1-2	3-2-5	4	4	0	0	0	0	25
Edwards (g)	6-16	1-4	7-7	1-3-4	4	20	2	2	0	3	38
Sanders (g)	3-10	1-3	0-0	0-5-5	2	7	6	3	1	0	39
Marenyi (g)	2-13	1-7	0-0	1-2-3	0	5	1	3	0	0	28
Brown	0-0	0-0	0-0	1-0-1	1	0	1	1	0	0	7
Doring	2-9	1-5	0-0	1-2-3	3	5	1	2	0	0	21
Stack	1-1	0-0	0-0	1-0-1	0	2	0	0	0	0	5
Graytok	0-1	0-1	0-0	1-1-2	0	0	0	1	0	0	4
TEAM				3-0-3							
Totals	19-62	6-25	9-11	13-17-30	17	53	11	12	1	3	200
TOTAL FG%	1st Half: 8-31 25.8%	2nd Half: 11-31 35.5%	Game: 30.6%								
3-PT. FG%	1st Half: 3-13 23.1%	2nd Half: 3-12 25.0%	Game: 24.0%								
F Throw %	1st Half: 7-9 77.8%	2nd Half: 2-2 100%	Game: 81.8%								

Score by Periods	1st	2nd	3rd	4th	Total
Minnesota	13	18	15	24	70
American	11	15	18	9	53

» GAME 9 - REGULAR SEASON

RV/RV Minnesota (8-1) 83

George Washington (6-4) 50

Dec. 10, 2019 • Charles E. Smith Center • Washington, D.C.

Attendance: 473

Minnesota	fg-a	3fg-a	ft-a	o-d-t	pf	tp	a	to	blk	s	min
T. Bello (f)	4-8	0-0	1-2	4-4-8	2	9	0	2	4	1	27
Pitts (g)	7-11	6-9	0-0	1-5-6	0	20	7	2	0	1	31
Scalia (g)	9-13	4-6	1-1	2-5-7	1	23	2	2	2	4	30
Brunson (g)	1-4	1-2	0-0	0-2-2	3	3	3	0	1	1	22
Hubbard (g)	3-11	2-7	2-2	0-1-1	0	10	1	0	0	5	26
Tomancova	0-0	0-0	0-0	0-0-0	1	0	0	0	0	0	4
Powell	2-8	0-0	3-4	0-2-2	1	7	6	5	0	3	21
Staples	0-0	0-0	0-0	0-0-0	0	0	1	0	0	0	14
K. Bello	0-0	0-0	0-0	0-1-1	1	0	0	1	0	0	5
Adashchtyk	2-3	0-1	0-0	2-1-3	3	4	0	0	0	1	12
Sconiers	3-4	0-0	1-1	0-1-1	0	7	0	0	1	0	8
TEAM				2-1-3							
Totals	31-62	13-25	8-10	11-23-34	11	83	20	17	7	16	200
TOTAL FG%	1st Half: 18-35 51.4%	2nd Half: 13-27 48.1%	Game: 50.0%								
3-PT. FG%	1st Half: 7-14 50.0%	2nd Half: 6-11 54.5%	Game: 52.0%								
F Throw %	1st Half: 6-6 100%	2nd Half: 2-4 50.0%	Game: 80.0%								

Score by Periods	1st	2nd	3rd	4th	Total
Minnesota	23	26	16	18	83
George Washington	13	9	11	17	50

GWU	fg-a	3fg-a	ft-a	o-d-t	pf	tp	a	to	blk	s	min
Blethen (f)	2-5	1-3	0-0	0-4-4	0	5	3	2	0	2	31
Taiwo (f)	1-7	0-1	0-0	2-2-4	2	2	1	3	0	1	29
Maund (f)	2-7	0-0	2-2	1-2-3	0	6	0	2	1	0	17
Hyduke (g)	6-13	1-4	0-0	0-6-6	1	13	2	3	0	0	36
Stephenson (g)	2-4	2-3	0-0	0-1-1	1	6	0	3	0	2	27
Overcash	0-0	0-0	0-0	0-0-0	0	0	0	0	0	0	2
Loder	0-2	0-2	1-2	0-1-1	0	1	0	2	0	0	23
Mokuwuah	5-11	0-0	2-4	4-2-6	2	12	0	5	2	1	23
Brown	1-2	0-0	3-4	0-1-1	4	5	0	1	0	0	12
TEAM				3-0-3							
Totals	19-51	4-13	8-12	10-19-29	10	50	6	23	3	6	200
TOTAL FG%	1st Half: 10-23 43.5%	2nd Half: 9-28 32.1%	Game: 37.3%								
3-PT. FG%	1st Half: 1-5 20.0%	2nd Half: 3-8 37.5%	Game: 30.8%								
F Throw %	1st Half: 1-2 50.0%	2nd Half: 7-10 70.0%	Game: 66.7%								

Score by Periods	1st	2nd	3rd	4th	Total
Minnesota	23	26	16	18	83
George Washington	13	9	11	17	50

» GAME 10 - REGULAR SEASON

UC Davis (4-6)	67
RV/RV Minnesota (9-1)	76
Dec. 15, 2019 • Williams Arena • Minneapolis	
Attendance: 4,673	

UC Davis	fg-a	3fg-a	ft-a	o-d-t	pf	tp	a	to	blk	s	min
Song (f)	2-3	2-2	0-0	0-2-2	2	6	2	2	1	0	16
Hall (f)	1-4	0-1	2-2	4-6-10	2	4	4	1	0	2	28
Stobbs (c)	1-4	0-3	0-0	1-0-1	3	2	3	1	0	0	19
Trpic (g)	2-6	1-3	0-0	0-0-0	4	5	1	4	0	1	23
Toole (g)	5-8	2-3	0-0	0-2-2	0	12	1	2	0	1	23
Gray	2-3	0-0	3-5	0-3-3	0	7	1	2	0	1	11
Bessolo	6-13	4-10	1-2	0-3-3	2	17	0	1	1	0	25
Gibb	0-0	0-0	0-0	1-0-1	1	0	0	0	0	0	2
Turner	1-5	0-2	0-2	0-3-3	4	2	0	1	0	0	16
Sanders	3-7	2-5	0-0	1-3-4	2	8	1	0	0	0	12
Konrad	2-7	0-2	0-0	1-6-7	3	4	2	2	0	0	25
TEAM	0-1-1										
Totals	25-60	11-31	6-11	8-29-37	23	67	15	16	2	5	200

TOTAL FG%	1st Half: 12-30 40.0%	2nd Half: 13-30 43.3%	Game: 41.7%
3-PT. FG%	1st Half: 6-16 37.5%	2nd Half: 5-15 33.3%	Game: 35.5%
F Throw %	1st Half: 1-1 100%	2nd Half: 5-10 50.0%	Game: 54.5%

Minnesota	fg-a	3fg-a	ft-a	o-d-t	pf	tp	a	to	blk	s	min
T. Bello (f)	5-9	0-0	7-10	4-5-9	4	17	1	4	1	2	34
Pitts (g)	5-15	3-8	9-9	0-9-9	3	22	3	3	1	2	37
Scalia (g)	0-4	0-2	2-2	1-1-2	0	2	4	3	0	3	21
Brunson (g)	0-4	0-0	0-0	1-2-3	1	0	2	1	0	0	27
Hubbard (g)	7-15	4-7	6-8	0-5-5	0	24	2	0	0	1	36
Powell	2-4	1-1	2-2	0-2-2	4	7	1	1	0	1	18
Adashchik	1-2	0-0	0-0	0-0-0	1	2	1	1	0	0	11
Sconiers	1-2	0-0	0-0	0-1-1	0	2	0	0	0	0	6
TEAM	4-3-7										
Totals	21-55	8-18	26-31	10-28-38	13	76	14	13	2	11	200

TOTAL FG%	1st Half: 12-26 46.2%	2nd Half: 9-29 31.0%	Game: 38.2%
3-PT. FG%	1st Half: 5-8 62.5%	2nd Half: 3-10 30.0%	Game: 44.4%
F Throw %	1st Half: 11-13 84.6%	2nd Half: 15-18 83.3%	Game: 83.9%

Score by Periods	1st	2nd	3rd	4th	Total
UC Davis	18	13	16	20	67
Minnesota	17	23	18	18	76

» GAME 11 - REGULAR SEASON

Lehigh (7-3)	49
RV/RV Minnesota (10-1)	77
Dec. 21, 2019 • Williams Arena • Minneapolis	
Attendance: 4,300	

Lehigh	fg-a	3fg-a	ft-a	o-d-t	pf	tp	a	to	blk	s	min
Grothaus (f)	8-17	0-1	0-0	3-5-8	3	16	0	0	0	1	31
Saxe (f)	3-7	1-2	3-4	1-0-1	2	10	1	2	0	1	17
Walker (g)	0-5	0-1	0-0	0-0-0	1	0	0	0	0	0	10
Buhr (g)	1-3	0-1	2-4	0-0-0	3	4	2	1	0	1	18
Hedstrom (g)	2-5	0-2	3-3	2-6-8	5	7	2	3	0	2	29
Harvey	0-1	0-0	0-0	0-3-3	0	0	2	1	0	0	9
Rice	0-2	0-2	0-0	0-0-0	1	0	0	0	0	0	18
Eripret	0-1	0-0	0-0	0-1-1	0	0	0	0	1	0	14
Galiani	1-2	0-1	0-0	0-0-0	0	2	0	0	0	0	6
Hottinger	0-5	0-0	0-0	4-3-7	3	0	1	3	1	2	20
Benz	1-6	0-2	1-4	1-2-3	1	3	0	0	1	0	11
Clougherty	3-6	1-4	0-0	0-2-2	1	7	1	1	0	0	17
TEAM	2-4-6										
Totals	19-60	2-16	9-15	13-26-39	20	49	9	11	3	7	200

TOTAL FG%	1st Half: 8-32 25.0%	2nd Half: 11-28 39.3%	Game: 31.7%
3-PT. FG%	1st Half: 0-8 0.0%	2nd Half: 2-8 25.0%	Game: 12.5%
F Throw %	1st Half: 4-6 66.7%	2nd Half: 5-9 55.6%	Game: 60.0%

Minnesota	fg-a	3fg-a	ft-a	o-d-t	pf	tp	a	to	blk	s	min
T. Bello (f)	2-6	0-0	1-2	7-2-9	3	5	0	1	1	0	20
Pitts (g)	6-14	4-8	3-5	0-3-3	3	19	4	1	0	1	25
Scalia (g)	6-14	0-4	0-0	2-3-5	3	12	2	2	0	0	33
Brunson (g)	2-8	0-1	0-0	0-5-5	2	4	6	1	0	3	23
Hubbard (g)	3-6	2-2	0-0	1-3-4	3	8	2	1	0	1	31
Tomancova	0-0	0-0	0-0	0-0-0	1	0	0	0	0	0	5
Powell	6-14	0-4	2-5	1-6-7	1	14	3	3	0	1	23
K. Bello	0-1	0-0	0-2	1-2-3	0	0	0	0	0	0	8
Adashchik	5-7	2-3	0-0	0-2-2	2	12	0	2	0	0	17
Sconiers	1-1	0-0	1-2	1-0-1	3	3	0	2	0	0	15
TEAM	7-4-11										
Totals	31-71	8-22	7-16	20-30-51	21	77	17	13	1	6	200

TOTAL FG%	1st Half: 16-39 41.0%	2nd Half: 15-32 46.9%	Game: 43.7%
3-PT. FG%	1st Half: 2-10 20.0%	2nd Half: 6-12 50.0%	Game: 36.4%
F Throw %	1st Half: 4-6 66.7%	2nd Half: 3-10 30.0%	Game: 43.8%

Score by Periods	1st	2nd	3rd	4th	Total
Lehigh	10	10	11	18	49
Minnesota	24	14	24	15	77

» GAME 12 - REGULAR SEASON

RV/RV Minnesota (11-1, 1-0 B16)	81
Penn State (6-6, 0-1 B16)	74
Dec. 28, 2019 • Bryce Jordan Center • University Park, Pa.	
Attendance: 1,923	

Minnesota	fg-a	3fg-a	ft-a	o-d-t	pf	tp	a	to	blk	s	min
T. Bello (f)	4-5	0-0	1-2	3-7-10	5	9	0	0	2	1	21
Pitts (g)	6-14	3-5	6-8	0-5-5	4	21	3	4	0	0	34
Scalia (g)	8-11	5-7	1-2	3-4-7	2	22	4	2	0	3	37
Brunson (g)	4-11	0-0	1-2	0-5-5	1	9	1	3	0	0	31
Hubbard (g)	3-7	2-5	0-0	1-3-4	4	8	3	4	0	2	28
Powell	3-8	0-1	2-4	0-2-2	1	8	3	2	0	1	21
K. Bello	1-1	0-0	0-0	1-6-7	2	2	0	0	0	0	19
Adashchik	1-3	0-0	0-0	0-0-0	2	2	0	0	0	0	9
TEAM	0-1-1										
Totals	30-60	10-18	11-18	8-33-41	21	81	14	15	2	7	

TOTAL FG%	1st Half: 21-33 63.6%	2nd Half: 9-27 33.3%	Game: 50.0%
3-PT. FG%	1st Half: 7-10 70.0%	2nd Half: 3-8 37.5%	Game: 55.6%
F Throw %	1st Half: 5-8 62.5%	2nd Half: 6-10 60.0%	Game: 61.1%

Penn State	fg-a	3fg-a	ft-a	o-d-t	pf	tp	a	to	blk	s	min
Smith (f)	0-2	0-0	0-0	1-2-3	1	0	0	1	0	0	11
Ebo (f)	1-8	0-0	1-1	6-4-10	2	3	1	0	1	0	26
Frazier (g)	7-16	1-1	6-7	4-5-9	4	21	3	2	0	2	35
McDaniel (g)	11-25	1-5	8-11	1-0-1	4	31	1	3	1	1	34
Marisa (g)	5-15	0-2	2-2	2-4-6	5	12	2	3	0	3	31
James	0-0	0-0	0-0	0-0-0	0	0	0	0	1	1	3
Bembry	1-3	0-2	2-2	3-1-4	0	4	1	1	0	0	17
Camden	1-6	0-4	0-0	1-2-3	0	2	0	0	0	0	16
Hagans	0-5	0-1	1-2	1-2-3	1	0	1	2	1	1	24
Wallace	0-0	0-0	0-0	0-0-0	0	0	0	0	0	0	3
TEAM	4-3-7										
Totals	26-80	2-15	20-25	23-23-46	16	74	10	11	4	7	200

TOTAL FG%	1st Half: 8-38 21.1%	2nd Half: 18-42 42.9%	Game: 32.5%
3-PT. FG%	1st Half: 0-6 0.0%	2nd Half: 2-9 22.2%	Game: 13.3%
F Throw %	1st Half: 5-6 83.3%	2nd Half: 15-19 78.9%	Game: 80.0%

Score by Periods	1st	2nd	3rd	4th	Total
Minnesota	28	26	8	19	81
Penn State	10	11	19	34	74

› GAME 13 - REGULAR SEASON

Ohio State (8-5, 1-1 B1G)	66
#24/RV Minnesota (11-2, 1-1 B1G)	63
Dec. 31, 2019 • Williams Arena • Minneapolis	
Attendance: 3,982	

Ohio State	fg-a	3fg-a	ft-a	o-d-t	pf	tp	a	to	blk	s	min
Juhasz (f)	4-11	0-4	0-0	1-1-2	3	8	1	2	1	1	27
Patty (f)	6-6	1-1	0-0	3-7-10	4	13	1	4	0	2	13
Greene (g)	3-6	0-2	0-0	0-0-0	1	6	1	0	0	1	27
Sheldon (g)	4-9	1-5	1-2	2-2-4	2	10	3	1	0	1	32
Miller (g)	2-10	0-4	0-0	0-5-5	0	4	4	1	2	1	39
Crooms	3-9	0-2	2-4	1-2-3	3	8	6	2	1	0	26
Wone Aranz	0-0	0-0	0-0	0-3-3	1	0	0	2	0	0	5
Mikulaskikova	0-1	0-0	4-4	1-4-5	3	4	0	1	0	0	15
Bell	4-10	3-8	2-2	0-1-1	4	13	0	2	1	1	16
TEAM				1-3-4				1			
Totals	26-62	5-26	9-13	9-28-37	21	66	16	14	6	7	200

TOTAL FG%	1st Half: 13-27 48.1%	2nd Half: 13-35 37.1%	Game: 41.9%
3-Pt. FG%	1st Half: 1-6 16.7%	2nd Half: 4-20 20.0%	Game: 19.2%
F Throw %	1st Half: 7-9 77.8%	2nd Half: 2-4 50.0%	Game: 69.2%

Minnesota	fg-a	3fg-a	ft-a	o-d-t	pf	tp	a	to	blk	s	min
T. Bello (f)	3-7	0-0	5-6	3-11-14	2	11	1	1	1	0	38
Pitts (g)	8-18	5-10	5-6	0-7-7	3	26	2	8	0	0	38
Scalia (g)	2-8	1-2	2-2	2-3-5	1	7	2	1	0	0	36
Brunson (g)	6-8	0-0	1-1	1-1-2	3	13	1	4	0	2	33
Hubbard (g)	0-8	0-3	4-6	0-5-5	2	4	2	1	0	1	34
Powell	0-5	0-0	2-2	0-1-1	3	2	0	0	0	1	14
K. Bello	0-0	0-0	0-0	0-0-0	0	0	0	0	0	0	2
Adashchuk	0-2	0-2	0-0	1-0-1	0	0	0	1	0	0	5
TEAM				4-2-6							
Totals	19-56	6-17	19-23	11-30-41	14	63	8	16	1	4	200

TOTAL FG%	1st Half: 8-30 26.7%	2nd Half: 11-26 42.3%	Game: 33.9%
3-Pt. FG%	1st Half: 2-9 22.2%	2nd Half: 4-8 50.0%	Game: 35.3%
F Throw %	1st Half: 10-13 76.9%	2nd Half: 9-10 90.0%	Game: 82.6%

Score by Periods	1st	2nd	3rd	4th	Total
Ohio State	16	18	10	22	66
Minnesota	12	16	18	17	63

› GAME 14 - REGULAR SEASON

#24/RV Minnesota (11-3, 1-2 B1G)	58
RV/NR Nebraska (12-2, 2-1 B1G)	72
Jan. 4, 2020 • Pinnacle Bank Arena • Lincoln, Neb.	
Attendance: 5,940	

Minnesota	fg-a	3fg-a	ft-a	o-d-t	pf	tp	a	to	blk	s	min
T. Bello (f)	8-20	0-0	0-1	4-1-5	5	16	1	0	2	2	30
Pitts (g)	5-17	1-5	1-1	0-3-3	2	12	4	4	0	1	39
Scalia (g)	2-8	1-4	0-0	1-6-7	2	5	0	1	0	0	27
Brunson (g)	3-8	1-1	0-0	1-1-2	3	7	1	1	0	0	25
Hubbard (g)	3-11	2-8	2-2	0-4-4	1	10	2	1	0	1	32
Powell	2-8	0-0	4-4	1-3-4	1	8	1	0	0	2	26
K. Bello	0-1	0-0	0-0	0-6-6	0	0	0	2	1	2	16
Adashchuk	0-0	0-0	0-0	0-0-0	0	0	0	0	0	0	5
TEAM				4-3-7				1			
Totals	23-73	5-18	7-8	11-27-38	14	58	9	10	3	8	200

TOTAL FG%	1st Half: 10-36 27.8%	2nd Half: 13-37 35.1%	Game: 31.5%
3-Pt. FG%	1st Half: 4-9 44.4%	2nd Half: 1-9 11.1%	Game: 27.8%
F Throw %	1st Half: 2-2 100%	2nd Half: 5-6 83.3%	Game: 87.5%

Nebraska	fg-a	3fg-a	ft-a	o-d-t	pf	tp	a	to	blk	s	min
Veerbeek (f)	2-4	1-2	0-0	0-2-2	1	5	1	0	0	0	23
Cain (c)	9-13	0-0	1-2	4-11-15	1	19	1	0	6	0	34
Whitish (g)	5-8	5-8	2-2	0-5-5	0	17	2	4	1	1	30
Haiby (g)	6-11	3-5	2-3	1-7-8	3	17	3	2	0	2	28
Elieli (g)	1-5	1-2	2-4	0-4-4	1	5	3	2	1	0	31
Brady	0-2	0-0	0-0	0-1-1	1	0	1	2	0	0	9
Brown	4-14	0-1	0-0	2-3-5	1	8	0	3	0	0	26
Bourne	0-2	0-1	1-2	1-2-3	2	1	0	1	0	0	10
Mershon	0-2	0-0	0-0	2-3-5	3	0	1	0	0	0	9
TEAM				0-2-2				2			
Totals	27-61	10-19	8-13	10-40-50	13	72	12	16	8	3	200

TOTAL FG%	1st Half: 14-32 43.8%	2nd Half: 13-29 44.8%	Game: 44.3%
3-Pt. FG%	1st Half: 5-9 55.6%	2nd Half: 5-10 50.0%	Game: 52.6%
F Throw %	1st Half: 2-3 66.7%	2nd Half: 6-10 60.0%	Game: 61.5%

Score by Periods	1st	2nd	3rd	4th	Total
Minnesota	10	16	18	14	58
Nebraska	13	22	19	18	72

› GAME 15 - REGULAR SEASON

RV/RV Northwestern (13-2, 3-1 B1G)	56
RV/NR Minnesota (11-4, 1-4 B1G)	54
Jan. 9, 2020 • Williams Arena • Minneapolis	
Attendance: 3,001	

Northwestern	fg-a	3fg-a	ft-a	o-d-t	pf	tp	a	to	blk	s	min
Wolf (c)	1-5	0-0	0-0	2-3-5	3	2	1	2	2	2	22
Scheid (c)	10-17	4-6	0-3	0-5-5	1	24	3	0	0	0	38
Wood (g)	3-5	0-1	0-0	2-5-7	3	6	3	0	1	1	35
Pulliam (g)	4-16	0-2	5-6	0-1-1	1	13	3	6	0	3	36
Burton (g)	2-8	1-3	0-2	1-0-1	3	5	4	1	1	5	34
Shaw	3-3	0-0	0-0	4-4-8	2	6	0	1	0	2	18
Galernik	0-0	0-0	0-0	0-0-0	0	0	0	1	0	0	1
Hamilton	0-3	0-0	0-0	0-1-1	3	0	2	1	0	2	16
TEAM				4-1-5				1			
Totals	23-57	5-12	5-11	13-20-33	16	56	16	13	4	15	200

TOTAL FG%	1st Half: 10-31 32.3%	2nd Half: 13-26 50.0%	Game: 40.4%
3-Pt. FG%	1st Half: 1-5 20.0%	2nd Half: 4-7 57.1%	Game: 41.7%
F Throw %	1st Half: 3-7 42.9%	2nd Half: 2-4 50.0%	Game: 45.5%

Minnesota	fg-a	3fg-a	ft-a	o-d-t	pf	tp	a	to	blk	s	min
T. Bello (f)	6-11	0-0	0-2	3-6-9	3	12	0	0	0	2	29
Pitts (g)	3-5	2-3	3-3	2-4-6	3	11	0	2	0	0	26
Scalia (g)	3-9	2-5	0-0	0-3-3	1	8	0	1	0	1	29
Brunson (g)	2-6	1-2	1-1	1-2-3	0	6	3	4	0	0	35
Hubbard (g)	4-12	1-5	4-5	0-1-1	3	13	6	1	0	3	35
Powell	1-3	0-1	0-0	0-2-2	1	2	1	6	0	2	11
K. Bello	0-1	0-0	0-0	1-2-3	3	0	1	2	3	0	14
Adashchuk	1-2	0-0	0-0	0-2-2	4	2	2	5	0	0	21
TEAM				3-2-5							
Totals	20-49	6-16	8-11	10-24-34	18	54	13	21	3	8	20

TOTAL FG%	1st Half: 9-22 40.9%	2nd Half: 11-27 40.7%	Game: 40.8%
3-Pt. FG%	1st Half: 5-10 50.0%	2nd Half: 1-6 16.7%	Game: 37.5%
F Throw %	1st Half: 2-2 100%	2nd Half: 6-9 66.7%	Game: 72.7%

Score by Periods	1st	2nd	3rd	4th	Total
Northwestern	12	12	19	13	56
Minnesota	13	12	10	19	54

» GAME 16 - REGULAR SEASON

 RV/NR Minnesota (11-5, 1-4 B1G) 71
 Illinois (10-6, 1-4 B1G) 74

Jan. 12, 2020 • State Farm Center • Champaign, Ill.

Attendance: 1,333

Minnesota	fg-a	3fg-a	ft-a	o-d-t	pf	tp	a	to	blk	s	min
Sconiers (c)	3-7	0-0	0-0	2-3-5	2	6	0	0	0	0	18
Scalia (g)	5-10	3-7	3-5	5-2-7	3	16	0	2	0	1	37
Brunson (g)	6-12	1-2	1-2	1-1-2	1	14	3	2	0	1	35
Adashchyyk (g)	3-7	2-3	0-0	1-3-4	4	8	0	1	0	0	28
Hubbard (g)	4-14	2-6	2-2	0-2-2	2	12	5	3	0	1	36
Tomancova	0-1	0-0	0-2	3-6-9	1	0	0	0	0	0	21
Powell	6-17	0-4	3-7	0-1-1	2	15	2	3	0	1	25
TEAM	5-4-9										
Totals	27-68	8-22	9-18	17-22-39	15	71	10	11	0	4	200

TOTAL FG% 1st Half: 12-34 35.3% 2nd Half: 15-34 44.1% Game: 39.7%

3-PT. FG% 1st Half: 2-11 18.2% 2nd Half: 6-11 54.5% Game: 36.4%

F Throw % 1st Half: 6-10 60.0% 2nd Half: 3-8 37.5% Game: 50.0%

Illinois	fg-a	3fg-a	ft-a	o-d-t	pf	tp	a	to	blk	s	min
Blazek (f)	4-5	0-0	1-2	2-3-5	2	9	3	0	2	1	36
Myles (f)	4-9	0-0	2-6	3-4-7	0	10	1	3	0	1	25
Ephraim (g)	0-4	0-1	0-0	0-7-7	1	0	0	3	0	1	24
Beasley (g)	4-13	2-4	2-2	0-3-3	3	12	0	0	1	3	29
Holesinská (g)	9-15	3-5	7-9	0-3-3	2	28	2	5	0	0	38
Rice	1-1	0-0	0-0	0-0-0	0	2	0	0	0	0	6
Terry	4-10	0-2	1-1	2-3-5	2	9	3	0	1	2	23
Joens	0-1	0-1	2-2	1-3-4	2	2	0	0	0	0	9
Andrews	1-1	0-0	0-0	2-0-2	3	2	1	1	0	0	10
TEAM	1-3-4										
Totals	27-59	5-13	15-22	11-29-40	15	74	10	13	4	8	200

TOTAL FG% 1st Half: 15-30 50.0% 2nd Half: 12-29 41.4% Game: 45.8%

3-PT. FG% 1st Half: 3-7 42.9% 2nd Half: 2-6 33.3% Game: 38.5%

F Throw % 1st Half: 3-6 50.0% 2nd Half: 12-16 75.0% Game: 68.2%

Score by Periods

	1st	2nd	3rd	4th	Total
Minnesota	16	16	17	22	71
Illinois	19	17	17	21	74

» GAME 17 - REGULAR SEASON

 #22/24 Iowa (14-3, 5-1 B1G) 76
 Minnesota (11-6, 1-5 B1G) 75

Jan. 16, 2020 • Williams Arena • Minneapolis

Attendance: 3,412

Iowa	fg-a	3fg-a	ft-a	o-d-t	pf	tp	a	to	blk	s	min
Ollinger (f)	3-4	0-0	0-2	0-4-4	0	6	0	2	1	1	25
Czinano (c)	10-11	0-0	1-2	0-4-4	4	21	0	1	1	0	33
Meyer (g)	2-9	1-5	2-2	0-2-2	4	7	9	3	0	0	33
Sevillian (g)	4-6	3-5	0-0	0-2-2	1	11	4	3	0	1	26
Doyle (g)	5-11	2-5	5-6	2-4-6	2	17	8	3	1	1	37
Taiwo	1-4	1-3	0-0	0-0-0	0	3	0	2	0	0	9
Warnock	3-4	3-4	0-0	0-5-5	2	9	2	2	0	2	22
Marshall	0-3	0-3	2-2	0-0-0	1	2	2	0	0	1	15
TEAM	3-2-5										
Totals	28-52	10-25	10-14	5-23-28	14	76	25	16	3	6	200

TOTAL FG% 1st Half: 14-26 53.8% 2nd Half: 14-26 53.8% Game: 53.8%

3-PT. FG% 1st Half: 4-14 28.6% 2nd Half: 6-11 54.5% Game: 40.0%

F Throw % 1st Half: 3-6 50.0% 2nd Half: 7-8 87.5% Game: 71.4%

Minnesota	fg-a	3fg-a	ft-a	o-d-t	pf	tp	a	to	blk	s	min
Sconiers (c)	1-1	0-0	0-0	0-2-2	2	2	0	0	0	1	8
Scalia (g)	6-12	4-8	2-2	2-8-10	0	18	1	1	0	2	40
Brunson (g)	6-18	0-0	4-4	1-2-3	1	16	6	1	1	0	40
Adashchyyk (g)	2-8	1-3	0-0	3-1-4	4	5	0	2	0	0	22
Hubbard (g)	5-12	1-6	7-8	0-2-2	2	18	4	1	0	5	37
Tomancova	2-4	0-0	1-2	4-3-7	1	5	1	2	0	0	17
Powell	2-7	1-4	0-0	0-2-2	3	5	4	4	1	1	21
T. Bello	3-6	0-0	0-0	3-0-3	2	6	0	1	0	0	15
TEAM	5-1-6										
Totals	27-68	7-21	14-16	18-21-39	15	75	16	12	2	9	200

TOTAL FG% 1st Half: 16-35 45.7% 2nd Half: 11-33 33.3% Game: 39.7%

3-PT. FG% 1st Half: 5-13 38.5% 2nd Half: 2-8 25.0% Game: 33.3%

F Throw % 1st Half: 6-7 85.7% 2nd Half: 8-9 88.9% Game: 87.5%

Score by Periods

	1st	2nd	3rd	4th	Total
Iowa	18	17	22	19	76
Minnesota	19	24	23	9	75

» GAME 18 - REGULAR SEASON

 Minnesota (12-6, 2-5 B1G) 72
 Purdue (12-7, 3-4 B1G) 59

Jan. 19, 2020 • Mackey Arena • West Lafayette, Ind.

Attendance: 6,077

Minnesota	fg-a	3fg-a	ft-a	o-d-t	pf	tp	a	to	blk	s	min
T. Bello (f)	4-7	0-0	2-2	5-5-10	4	10	3	1	1	1	25
Scalia (g)	6-14	3-8	3-3	0-3-3	1	18	3	2	0	1	40
Brunson (g)	4-13	1-2	4-4	1-3-4	1	13	3	4	1	5	37
Adashchyyk (g)	0-3	0-0	0-0	0-7-7	2	0	2	1	1	2	25
Hubbard (g)	7-12	3-6	0-0	0-4-4	1	17	1	2	0	2	31
Tomancova	2-2	0-0	0-0	0-1-1	4	0	0	0	0	0	9
Powell	4-12	1-3	1-2	1-3-4	2	10	2	3	0	3	25
K. Bello	0-0	0-0	0-0	1-1-2	1	0	0	2	0	0	8
TEAM	3-1-4										
Totals	27-63	8-19	10-11	11-28-39	13	72	14	17	3	14	200

TOTAL FG% 1st Half: 13-31 41.9% 2nd Half: 14-32 43.8% Game: 42.9%

3-PT. FG% 1st Half: 5-11 45.5% 2nd Half: 3-8 37.5% Game: 42.1%

F Throw % 1st Half: 4-4 100% 2nd Half: 6-7 85.7% Game: 90.9%

Purdue	fg-a	3fg-a	ft-a	o-d-t	pf	tp	a	to	blk	s	min
Grant (f)	3-8	0-1	0-0	1-4-5	1	6	0	1	1	1	22
Harris (f)	5-10	0-0	5-6	1-4-5	0	15	0	3	7	1	31
McLaughlin (g)	4-10	2-6	0-0	2-2-4	3	10	7	3	0	1	38
Oden (g)	7-16	2-6	1-1	2-5-7	3	17	2	6	0	3	36
Traylor (g)	1-1	0-0	1-2	0-2-2	3	3	3	2	0	0	19
Whilby	0-6	0-2	0-0	2-2-4	2	0	1	2	0	1	18
Hardin	2-7	2-7	0-0	0-1-1	1	6	0	1	0	1	22
Makolo	0-3	0-0	0-0	0-0-0	0	0	0	0	0	0	5
Woltman	0-0	0-0	1-2	1-0-1	0	1	0	0	0	0	4
Diagne	0-0	0-0	1-2	0-0-0	0	1	0	0	0	0	5
TEAM	2-5-7										
Totals	22-61	6-22	9-13	11-25-36	13	59	13	20	8	8	200

TOTAL FG% 1st Half: 12-29 41.4% 2nd Half: 10-32 31.3% Game: 36.1%

3-PT. FG% 1st Half: 3-9 33.3% 2nd Half: 3-13 23.1% Game: 27.3%

F Throw % 1st Half: 4-6 66.7% 2nd Half: 5-7 71.4% Game: 69.2%

Score by Periods

	1st	2nd	3rd	4th	Total
Minnesota	16	19	19	18	72
Purdue	16	15	12	16	59

› GAME 19 - REGULAR SEASON

Wisconsin (10-9, 2-6 B1G)	72
Minnesota (12-7, 2-6 B1G)	62
Jan. 22, 2020 • Williams Arena • Minneapolis	
Attendance: 3,619	

Wisconsin	fg-a	3fg-a	ft-a	o-d-t	pf	tp	a	to	blk	s	min
Laszewski (f)	5-9	0-0	2-2	1-6-7	2	12	1	0	5	1	33
Lewis (f)	9-14	0-0	5-6	10-6-16	3	23	2	3	0	0	34
Van Leeuwen (g)	5-7	1-1	0-0	2-2-4	0	11	3	1	0	0	28
Beverley (g)	4-10	0-3	3-3	1-3-4	0	11	2	2	0	1	35
Hilliard (g)	3-8	0-1	0-2	2-1-3	1	6	2	3	0	1	30
Gilreath	2-6	1-3	0-0	0-2-2	1	5	0	0	0	0	11
Pospisilova	1-5	0-3	0-0	0-2-2	1	2	2	0	1	0	15
Bragg	0-0	0-0	0-0	0-1-1	0	0	0	1	0	0	0+
Fredrickson	0-3	0-1	0-0	0-0-0	1	0	0	1	0	0	8
Stauffacher	1-1	0-0	0-0	0-1-1	0	2	0	0	0	0	5
Luehring	0-0	0-0	0-0	0-0-0	0	0	0	0	0	0	1
TEAM				1-0-1				2			
Totals	30-63	2-12	10-13	17-24-41	9	72	12	13	6	3	200

TOTAL FG%	1st Half: 14-33 42.4%	2nd Half: 16-30 53.3%	Game: 47.6%
3-PT. FG%	1st Half: 1-6 16.7%	2nd Half: 1-6 16.7%	Game: 16.7%
F Throw %	1st Half: 5-6 83.3%	2nd Half: 5-7 71.4%	Game: 76.9%

Minnesota	fg-a	3fg-a	ft-a	o-d-t	pf	tp	a	to	blk	s	min
T. Bello (f)	4-9	0-0	1-2	8-5-13	3	9	1	3	1	0	31
Scalia (g)	5-14	0-5	0-0	2-2-4	1	10	3	3	0	2	37
Brunson (g)	6-12	0-1	0-0	0-0-0	0	12	3	0	0	0	34
Adashchik (g)	3-9	2-4	0-0	2-0-2	3	8	1	0	1	3	22
Hubbard (g)	4-13	2-8	2-2	0-2-2	1	12	2	0	0	0	36
Tomancova	0-1	0-0	0-0	1-4-5	3	0	0	1	0	0	15
Powell	4-11	3-5	0-0	1-1-2	0	11	1	3	0	1	22
K. Bello	0-0	0-0	0-0	0-0-0	0	0	0	0	0	0	3
TEAM				5-3-8				1			
Totals	26-69	7-24	3-4	19-17-36	11	62	11	11	2	6	200

TOTAL FG%	1st Half: 15-35 42.9%	2nd Half: 11-34 32.4%	Game: 37.7%
3-PT. FG%	1st Half: 5-15 33.3%	2nd Half: 2-9 22.2%	Game: 29.2%
F Throw %	1st Half: 2-2 100%	2nd Half: 1-2 50.0%	Game: 75.0%

Score by Periods	1st	2nd	3rd	4th	Total
Wisconsin	20	14	19	19	72
Minnesota	14	23	8	17	62

› GAME 20 - REGULAR SEASON

Minnesota (12-8, 2-7 B1G)	52
#20/24 Indiana (16-5, 6-3 B1G)	65
Jan. 27, 2020 • Simon Skjodt Assembly Hall	
Bloomington, Ind. • Attendance: 3,463	

Minnesota	fg-a	3fg-a	ft-a	o-d-t	pf	tp	a	to	blk	s	min
T. Bello (f)	5-11	0-0	1-4	3-10-13	5	11	0	1	1	0	35
Powell (g)	5-14	2-6	3-7	0-3-3	2	15	3	2	0	1	40
Scalia (g)	3-12	1-5	2-2	1-3-4	1	9	0	1	0	1	37
Brunson (g)	4-10	0-0	3-3	3-0-3	4	11	2	2	0	0	28
Hubbard (g)	1-8	1-6	0-0	1-5-6	4	3	0	3	0	0	40
Tomancova	0-2	0-1	0-0	0-0-0	0	0	0	0	0	0	6
K. Bello	0-0	0-0	0-0	0-0-0	0	0	0	0	2	0	5
Adashchik	1-1	1-1	0-0	0-2-2	2	3	0	2	0	0	9
TEAM				1-2-2				1			
Totals	19-58	5-19	9-16	9-24-33	18	52	5	12	3	2	200

TOTAL FG%	1st Half: 10-29 34.5%	2nd Half: 9-29 31.0%	Game: 32.8%
3-PT. FG%	1st Half: 2-9 22.2%	2nd Half: 3-10 30.0%	Game: 26.3%
F Throw %	1st Half: 1-6 16.7%	2nd Half: 8-10 80.0%	Game: 56.3%

Indiana	fg-a	3fg-a	ft-a	o-d-t	pf	tp	a	to	blk	s	min
Gulbe (f)	0-5	0-1	4-4	1-6-7	3	4	1	0	2	0	29
Wise (f)	0-4	0-3	2-2	1-3-4	3	2	0	0	0	0	23
Penn (g)	5-12	1-4	4-4	0-4-4	2	15	2	1	0	1	36
Patberg (g)	4-11	0-1	3-4	0-6-6	2	11	3	2	0	0	40
Berger (g)	10-13	0-0	5-6	0-11-11	2	25	1	1	0	2	39
Warthen	1-1	0-0	0-0	0-1-1	0	2	0	2	0	0	5
Allen	1-1	0-0	0-0	0-0-0	2	2	0	0	0	0	12
Holmes	1-5	0-0	2-4	1-0-1	2	4	1	2	0	2	16
TEAM				3-3-6				1			
Totals	22-52	1-9	20-24	6-34-40	16	65	8	9	2	5	200

TOTAL FG%	1st Half: 13-29 44.8%	2nd Half: 9-23 39.1%	Game: 42.3%
3-PT. FG%	1st Half: 0-2 0.0%	2nd Half: 1-7 14.3%	Game: 11.1%
F Throw %	1st Half: 1-2 50.0%	2nd Half: 19-22 86.4%	Game: 83.3%

Score by Periods	1st	2nd	3rd	4th	Total
Minnesota	14	9	16	13	52
Indiana	11	16	21	17	65

› GAME 21 - REGULAR SEASON

Nebraska (15-6, 5-5 B1G)	61
Minnesota (13-8, 3-7 B1G)	67
Jan. 30, 2020 • Williams Arena • Minneapolis	
Attendance: 3,568	

Nebraska	fg-a	3fg-a	ft-a	o-d-t	pf	tp	a	to	blk	s	min
Veerbeek (f)	1-3	0-0	0-0	1-2-3	1	2	0	2	1	0	19
Cain (c)	1-5	0-0	2-2	2-4-6	2	4	0	3	6	1	31
Whitish (g)	3-4	2-3	5-5	0-4-4	2	13	5	1	0	0	30
Halby (g)	5-14	0-4	0-1	0-3-3	2	10	2	6	0	0	28
Eliey (g)	3-4	0-0	1-1	1-4-5	4	7	2	3	0	1	30
Brady	0-1	0-0	0-0	0-0-0	0	0	0	0	0	0	7
Hudson	0-0	0-0	0-0	0-0-0	0	0	0	1	0	0	2
Brown	6-16	0-2	3-3	0-4-4	2	15	2	2	0	2	27
Bourne	4-7	0-0	0-0	1-3-4	1	8	1	1	3	2	18
Mershon	1-2	0-0	0-0	0-4-4	2	2	0	1	0	0	8
TEAM				7-1-8				2			
Totals	24-56	2-9	11-12	12-29-41	16	61	12	22	10	8	200

TOTAL FG%	1st Half: 14-28 50.0%	2nd Half: 10-28 35.7%	Game: 42.9%
3-PT. FG%	1st Half: 1-4 25.0%	2nd Half: 1-5 20.0%	Game: 22.2%
F Throw %	1st Half: 10-10 100%	2nd Half: 1-2 50.0%	Game: 91.7%

Minnesota	fg-a	3fg-a	ft-a	o-d-t	pf	tp	a	to	blk	s	min
T. Bello (f)	5-11	0-0	3-4	2-8-10	3	13	0	2	1	1	33
Powell (g)	7-17	2-6	3-5	3-4-7	1	19	3	3	0	4	38
Scalia (g)	4-11	2-5	1-1	1-0-1	1	11	1	1	0	1	28
Brunson (g)	6-13	0-0	4-4	0-0-0	2	16	6	2	0	5	37
Hubbard (g)	1-8	0-4	3-4	1-1-2	3	5	4	1	0	1	33
K. Bello	0-1	0-0	0-0	3-3-6	1	0	0	2	0	1	12
Adashchik	1-4	1-2	0-0	1-0-1	4	3	0	0	0	1	19
TEAM				3-5-8				1			
Totals	24-65	5-17	14-18	14-21-35	15	67	14	12	1	14	200

TOTAL FG%	1st Half: 12-34 35.3%	2nd Half: 12-31 38.7%	Game: 36.9%
3-PT. FG%	1st Half: 3-11 27.3%	2nd Half: 2-6 33.3%	Game: 29.4%
F Throw %	1st Half: 3-5 60.0%	2nd Half: 11-13 84.6%	Game: 77.8%

Score by Periods	1st	2nd	3rd	4th	Total
Nebraska	19	20	9	13	61
Minnesota	15	15	17	20	67

» GAME 22 - REGULAR SEASON

RV/NR Rutgers (16-5, 6-4 B1G)..... 71
 Minnesota (14-8, 4-7 B1G) 73
 Feb. 2, 2020 • Williams Arena • Minneapolis
 Attendance: 4,319

Rutgers	fg-a	3fg-a	ft-a	o-d-t	pf	tp	a	to	blk	s	min
Gilles (f)	2-6	1-2	0-0	0-2-2	4	5	1	2	0	2	23
Wallace (c)	3-8	0-0	0-0	0-2-2	5	6	0	1	0	0	17
Sanders (g)	5-11	1-2	6-8	2-2-4	4	17	3	3	0	4	47
Guirantes (g)	5-18	1-4	8-8	1-7-8	4	19	3	4	1	2	45
Mack (g)	7-16	0-2	2-4	4-10-14	3	16	2	1	1	4	50
Broughton	1-7	0-3	0-0	1-4-5	3	2	1	3	0	0	43
Migliore	2-3	2-3	0-0	0-1-1	0	6	0	0	0	0	8
Davenport	0-1	0-0	0-0	0-1-1	3	0	0	0	0	0	6
Singleton	0-1	0-0	0-0	1-0-1	0	0	1	2	0	0	11
TEAM				4-1-5							
Totals	25-71	5-16	16-20	13-30-43	26	71	11	17	2	12	250

TOTAL FG%	1st Half: 12-27 44.4%	2nd Half: 10-28 35.7%	Game: 35.2%
3-PT. FG%	1st Half: 2-8 25.0%	2nd Half: 1-3 33.3%	Game: 31.3%
F Throw %	1st Half: 4-4 100%	2nd Half: 6-8 75.0%	Game: 80.0%

Minnesota	fg-a	3fg-a	ft-a	o-d-t	pf	tp	a	to	blk	s	min
T. Bello (f)	2-8	0-2	15-19	8-14-22	2	19	3	6	4	2	46
Powell (g)	4-17	1-7	10-10	1-4-5	4	19	4	5	0	1	48
Scalia (g)	1-9	1-7	4-6	1-5-6	3	7	2	2	0	0	45
Brunson (g)	0-3	0-1	0-0	0-1-1	0	0	1	2	0	0	18
Hubbard (g)	6-12	5-9	0-0	0-1-1	3	17	1	3	0	1	49
K. Bello	2-2	0-0	1-4	2-2-4	2	5	0	0	2	0	22
Adashchtyk	3-5	0-1	0-0	0-3-3	5	6	0	3	0	2	22
TEAM				3-5-8							
Totals	18-56	7-27	30-39	15-35-50	19	73	11	26	6	6	250

TOTAL FG%	1st Half: 8-21 38.1%	2nd Half: 9-26 34.6%	Game: 32.1%
3-PT. FG%	1st Half: 4-10 40.0%	2nd Half: 3-13 23.1%	Game: 25.9%
F Throw %	1st Half: 7-8 87.5%	2nd Half: 9-10 90.0%	Game: 76.9%

Score by Periods	1st	2nd	3rd	4th	1OT	2OT	Total
Rutgers	14	16	5	22	4	10	71
Minnesota	15	12	11	19	4	12	73

» GAME 23 - REGULAR SEASON

Minnesota (15-8, 5-7 B1G) 73
 Wisconsin (11-12, 3-9 B1G) 64
 Feb. 6, 2020 • Kohl Center • Madison, Wis.
 Attendance: 3,581

Minnesota	fg-a	3fg-a	ft-a	o-d-t	pf	tp	a	to	blk	s	min
T. Bello (f)	1-5	0-0	2-2	2-4-6	5	4	0	4	0	0	19
K. Bello (f)	2-7	0-1	0-0	3-9-12	5	4	2	0	2	0	28
Powell (g)	7-17	3-8	7-8	0-5-5	1	24	5	6	0	2	40
Scalia (g)	6-15	3-7	1-2	1-3-4	1	16	1	2	0	2	32
Hubbard (g)	2-9	2-7	1-2	1-2-3	0	7	0	2	0	1	35
Tomanova	0-0	0-0	0-0	0-1-1	3	0	0	0	0	0	7
Adashchtyk	4-6	2-3	5-6	4-2-6	3	15	0	1	0	0	25
Sconiers	1-4	0-0	1-1	1-1-2	2	3	0	1	1	0	14
TEAM				3-1-4							
Totals	23-63	10-26	17-21	15-28-43	20	73	8	17	3	5	200

TOTAL FG%	1st Half: 15-39 38.5%	2nd Half: 8-24 33.3%	Game: 36.5%
3-PT. FG%	1st Half: 6-17 35.3%	2nd Half: 4-9 44.4%	Game: 38.5%
F Throw %	1st Half: 7-9 77.8%	2nd Half: 10-12 83.3%	Game: 81.0%

Wisconsin	fg-a	3fg-a	ft-a	o-d-t	pf	tp	a	to	blk	s	min
Laszewski (f)	7-13	0-0	11-15	3-4-7	3	25	0	0	1	2	30
Lewis (f)	4-11	0-0	7-9	2-3-5	1	15	2	3	3	1	32
Van Leeuwen (g)	1-6	0-2	0-0	0-4-4	2	2	2	3	0	0	20
Beverley (g)	3-11	1-5	0-0	0-1-1	2	7	3	1	0	2	30
Hilliard (g)	2-4	0-0	0-0	1-1-2	1	4	0	1	0	1	26
Gilreath	3-6	3-5	0-0	0-0-0	1	9	0	1	0	1	17
Pospisilova	0-4	0-1	0-0	0-1-1	2	0	1	0	0	0	2
Bragg	0-0	0-0	0-0	0-0-0	1	0	1	0	0	0	3
Fredrickson	1-2	0-0	0-0	1-5-6	3	2	0	1	0	0	9
Stauffer	0-1	0-0	0-0	0-1-1	1	0	1	1	0	0	7
Stapleton	0-0	0-0	0-0	1-0-1	0	0	0	1	0	0	3
Luehring	0-0	0-0	0-0	0-1-1	1	0	0	0	0	0	4
TEAM				2-2-4							
Totals	21-58	4-13	18-24	10-23-33	18	64	10	12	4	9	200

TOTAL FG%	1st Half: 7-27 25.9%	2nd Half: 14-31 45.2%	Game: 36.2%
3-PT. FG%	1st Half: 2-6 33.3%	2nd Half: 2-7 28.6%	Game: 30.8%
F Throw %	1st Half: 3-5 60.0%	2nd Half: 15-19 78.9%	Game: 75.0%

Score by Periods	1st	2nd	3rd	4th	Total
Minnesota	18	25	16	14	73
Wisconsin	9	10	25	20	64

» GAME 24 - REGULAR SEASON

Michigan (16-7, 7-5 B1G) 77
 Minnesota (15-9, 5-8 B1G) 52
 Feb. 10, 2020 • Williams Arena • Minneapolis
 Attendance: 3,423

Michigan	fg-a	3fg-a	ft-a	o-d-t	pf	tp	a	to	blk	s	min
Hillmon (f)	9-14	0-0	3-5	3-5-8	3	21	5	1	0	2	35
Brown (f)	3-7	2-4	0-0	1-3-4	4	8	2	2	1	1	25
Dilk (g)	9-15	2-4	2-2	0-4-4	4	22	8	2	0	1	31
Nolan (g)	2-7	1-1	0-0	1-1-2	1	5	5	1	0	1	33
Johnson (g)	5-10	0-2	2-2	2-3-5	4	12	3	1	0	2	36
Smeenge	1-1	1-1	0-0	0-0-0	0	3	0	0	0	0	2
Sidor	0-2	0-2	0-0	0-1-1	0	0	1	0	0	1	17
Kiser	0-0	0-0	0-0	0-1-1	0	0	1	0	0	0	6
Varejão	3-3	0-0	0-0	0-6-6	2	6	0	0	3	1	15
TEAM				1-5-6							
Totals	25-57	8-20	6-8	9-23-32	14	64	13	26	4	13	200

TOTAL FG%	1st Half: 16-31 51.6%	2nd Half: 16-28 57.1%	Game: 54.2%
3-PT. FG%	1st Half: 2-8 25.0%	2nd Half: 4-6 66.7%	Game: 42.9%
F Throw %	1st Half: 3-4 75.0%	2nd Half: 4-5 80.0%	Game: 77.8%

Minnesota	fg-a	3fg-a	ft-a	o-d-t	pf	tp	a	to	blk	s	min
T. Bello (f)	5-13	0-1	3-6	0-5-5	2	13	2	2	3	1	35
K. Bello (f)	0-2	0-0	0-2	3-2-5	1	0	0	1	0	0	16
Powell (g)	8-16	3-5	1-2	1-2-3	2	20	3	7	2	0	40
Scalia (g)	3-13	2-5	0-0	1-2-3	0	8	1	0	1	0	32
Hubbard (g)	0-6	0-4	0-0	1-3-4	3	0	0	1	1	0	26
Tomanova	0-0	0-0	0-0	0-0-0	1	0	0	0	0	0	6
Adashchtyk	3-4	1-1	0-0	1-3-4	4	7	3	0	0	0	30
Sconiers	2-5	0-0	0-0	0-0-0	1	4	0	1	0	1	15
TEAM				5-3-8							
Totals	21-59	6-16	4-10	12-20-32	14	52	9	13	6	3	200

TOTAL FG%	1st Half: 11-32 34.4%	2nd Half: 10-27 37.0%	Game: 35.6%
3-PT. FG%	1st Half: 4-9 44.4%	2nd Half: 2-7 28.6%	Game: 37.5%
F Throw %	1st Half: 0-2 0.0%	2nd Half: 4-8 50.0%	Game: 40.0%

Score by Periods	1st	2nd	3rd	4th	Total
Michigan	23	14	22	18	77
Minnesota	14	12	18	8	52

» GAME 25 - REGULAR SEASON

Minnesota (15-10, 5-9 B1G)	65
Ohio State (15-9, 8-5 B1G)	45
Feb. 13, 2020 • Value City Arena • Columbus, Ohio	
Attendance: 3,721	

Minnesota	fg-a	3fg-a	ft-a	o-d-t	pf	tp	a	to	blk	s	min
T. Bello (f)	5-12	0-1	4-4	1-6-7	3	14	1	0	0	0	30
K. Bello (f)	0-1	0-0	0-0	1-5-6	3	0	0	1	0	0	18
Powell (g)	3-11	1-6	14-15	0-2-2	3	21	1	6	0	0	29
Scalia (g)	5-13	4-9	0-0	0-5-5	2	14	0	1	0	0	34
Hubbard (g)	2-9	2-5	4-6	1-4-5	3	10	3	0	0	2	32
Tomanacova	0-0	0-0	0-0	0-0-0	0	0	0	0	0	0	3
Brunson	1-6	0-1	3-4	0-1-1	2	5	1	2	0	0	27
Adaschchik	3-9	0-3	4-4	3-0-3	2	10	3	0	0	0	20
Sconiers	0-0	0-0	2-2	1-1-2	3	2	0	0	0	0	7
TEAM	3-14										
Totals	19-61	7-25	31-35	10-25-35	21	76	9	10	0	2	200

TOTAL FG%	1st Half: 12-34 35.3%	2nd Half: 7-27 25.9%	Game: 31.1%
3-PT. FG%	1st Half: 5-13 38.5%	2nd Half: 2-12 16.7%	Game: 28.0%
F Throw %	1st Half: 8-9 88.9%	2nd Half: 23-26 88.5%	Game: 88.6%

Ohio State	fg-a	3fg-a	ft-a	o-d-t	pf	tp	a	to	blk	s	min
Juhasz (f)	3-10	2-6	0-0	0-8-8	3	8	2	0	0	2	29
Patty (f)	3-6	1-2	0-0	0-3-3	4	7	1	0	0	0	12
Greene (g)	8-11	0-3	9-11	0-3-3	0	25	7	0	0	0	37
Sheldon (g)	6-8	3-5	4-4	2-5-7	4	19	0	2	0	1	26
Miller (g)	2-8	1-3	4-4	0-5-5	1	9	4	1	1	2	35
Crooms	5-6	0-0	0-0	0-1-1	2	10	1	4	1	1	22
Wone Aranaz	0-0	0-0	0-0	0-1-1	5	0	2	1	0	0	13
Mikulaskikova	1-3	1-1	3-4	2-1-3	0	6	1	0	0	0	11
Bell	6-9	2-3	1-2	0-6-6	4	15	1	0	0	0	15
TEAM	0-2-2										
Totals	34-61	10-23	21-25	4-35-39	23	99	19	8	2	6	200

TOTAL FG%	1st Half: 18-32 56.3%	2nd Half: 16-29 55.2%	Game: 55.7%
3-PT. FG%	1st Half: 4-9 44.4%	2nd Half: 6-14 42.9%	Game: 43.5%
F Throw %	1st Half: 9-10 90.0%	2nd Half: 12-15 80.0%	Game: 84.0%

Score by Periods	1st	2nd	3rd	4th	Total
Minnesota	24	13	20	19	76
Ohio State	24	25	24	26	99

» GAME 26 - REGULAR SEASON

Minnesota (15-11, 5-10 B1G)	54
Michigan State (13-12, 6-8 B1G)	66
Feb. 17, 2020 • Breslin Center • East Lansing, Mich.	
Attendance: 4,608	

Minnesota	fg-a	3fg-a	ft-a	o-d-t	pf	tp	a	to	blk	s	min
T. Bello (f)	2-10	0-1	1-4	4-4-8	4	5	0	2	0	2	25
Powell (g)	6-22	0-5	3-4	0-4-4	2	15	1	2	0	2	35
Scalia (g)	2-7	0-3	4-4	0-2-2	4	8	1	2	1	0	27
Brunson (g)	3-13	1-3	1-2	1-2-3	0	8	1	1	1	2	36
Hubbard (g)	2-8	2-6	0-0	1-4-5	2	6	3	2	0	1	28
K. Bello	2-3	0-1	0-0	5-1-6	4	4	0	1	0	0	14
Adaschchik	3-6	2-4	0-0	0-6-6	2	8	1	3	0	2	27
Sconiers	0-0	0-0	0-0	0-1-1	0	0	0	1	1	0	8
TEAM	5-4-9										
Totals	20-69	5-23	9-14	16-28-44	18	54	7	15	3	9	200

TOTAL FG%	1st Half: 11-36 30.6%	2nd Half: 9-33 27.3%	Game: 29.0%
3-PT. FG%	1st Half: 4-12 33.3%	2nd Half: 1-11 9.1%	Game: 21.7%
F Throw %	1st Half: 1-4 25.0%	2nd Half: 8-10 80.0%	Game: 64.3%

Michigan State	fg-a	3fg-a	ft-a	o-d-t	pf	tp	a	to	blk	s	min
Belles (f)	4-8	0-0	0-0	0-5-5	4	8	0	0	2	0	25
Ozment (g)	3-6	1-3	0-0	0-4-4	3	7	1	2	1	0	21
McCutcheon (g)	1-10	1-7	2-2	0-1-1	2	5	1	0	0	0	35
Joiner (g)	3-10	1-4	2-2	8-3-11	0	9	3	0	0	0	28
Clouden (g)	5-15	0-4	6-6	1-9-10	0	16	3	5	0	1	35
Winston	0-1	0-0	0-0	1-1-2	1	0	1	3	0	0	7
Hendrickson	0-1	0-1	0-0	0-0-0	1	0	0	0	0	0	1
Hollie	0-1	0-0	0-0	0-0-0	1	0	1	0	0	0	10
Parks	3-5	0-0	1-6	5-4-9	2	7	0	2	0	2	14
Jacqmain	0-0	0-0	0-0	0-0-0	0	0	0	0	0	0	1
Ayrault	6-11	2-4	0-0	1-4-5	1	14	2	0	2	1	22
Dodd	0-0	0-0	0-0	0-0-0	0	0	0	0	0	0	1
TEAM	0-4-4										
Totals	25-68	5-23	11-16	16-35-51	15	66	16	14	5	4	200

TOTAL FG%	1st Half: 12-35 34.3%	2nd Half: 13-33 39.4%	Game: 36.8%
3-PT. FG%	1st Half: 2-11 18.2%	2nd Half: 3-12 25.0%	Game: 21.7%
F Throw %	1st Half: 5-6 83.3%	2nd Half: 6-10 60.0%	Game: 68.8%

Score by Periods	1st	2nd	3rd	4th	Total
Minnesota	12	15	18	9	54
Michigan State	14	17	21	14	66

» GAME 27 - REGULAR SEASON

#24/RV Indiana (21-7, 11-5 B1G)	75
Minnesota (15-12, 5-11 B1G)	69
Feb. 22, 2020 • Williams Arena • Minneapolis	
Attendance: 4,453	

Indiana	fg-a	3fg-a	ft-a	o-d-t	pf	tp	a	to	blk	s	min
Gulbe (f)	0-3	0-0	0-0	0-1-1	4	0	0	1	1	1	16
Wise (f)	3-6	2-2	0-0	1-4-5	2	8	2	0	0	0	30
Penn (g)	3-9	0-2	2-2	0-7-7	3	8	2	4	0	0	33
Patberg (g)	12-22	1-3	4-6	0-3-3	3	29	4	1	2	1	37
Berger (g)	9-12	0-0	0-0	0-9-9	1	18	5	1	0	1	35
Warthen	0-1	0-0	0-0	0-0-0	0	0	0	1	0	0	2
Waggoner	0-0	0-0	0-0	0-2-2	1	0	0	0	1	0	7
Wilson	0-2	0-0	0-0	0-0-0	1	0	0	1	0	0	6
Allen	2-2	0-0	0-0	0-1-1	3	4	0	1	0	0	16
Noveroske	0-0	0-0	0-0	0-0-0	0	0	0	0	0	0	0+
Holmes	3-6	0-0	2-2	2-5-7	2	8	2	0	1	0	18
TEAM	5-2-7										
Totals	32-63	3-7	8-10	8-34-42	20	75	15	11	5	3	200

TOTAL FG%	1st Half: 17-32 53.1%	2nd Half: 15-31 48.4%	Game: 50.8%
3-PT. FG%	1st Half: 2-5 40.0%	2nd Half: 1-2 50.0%	Game: 42.9%
F Throw %	1st Half: 4-4 100%	2nd Half: 4-6 66.7%	Game: 80.0%

Minnesota	fg-a	3fg-a	ft-a	o-d-t	pf	tp	a	to	blk	s	min
T. Bello (f)	4-11	0-0	4-8	2-5-7	2	12	2	1	2	2	34
Powell (g)	8-13	3-5	2-2	0-2-2	4	21	2	3	0	1	32
Scalia (g)	3-12	2-6	0-0	0-4-4	1	8	2	0	0	1	35
Brunson (g)	2-9	0-1	10-12	0-5-5	3	14	2	0	1	0	34
Hubbard (g)	4-11	2-4	1-1	0-4-4	2	11	1	0	0	1	38
K. Bello	0-0	0-0	0-0	0-0-0	1	0	0	0	0	0	4
Adaschchik	1-3	1-1	0-0	1-2-3	4	3	0	2	0	0	21
Sconiers	0-0	0-0	0-0	0-0-0	0	0	0	0	0	0	2
TEAM	3-1-4										
Totals	22-59	8-17	17-23	6-23-29	17	69	9	8	3	5	200

TOTAL FG%	1st Half: 12-28 42.9%	2nd Half: 10-31 32.3%	Game: 37.3%
3-PT. FG%	1st Half: 6-12 50.0%	2nd Half: 2-5 40.0%	Game: 47.1%
F Throw %	1st Half: 7-12 58.3%	2nd Half: 10-11 90.9%	Game: 73.9%

Score by Periods	1st	2nd	3rd	4th	Total
Indiana	21	19	17	18	75
Minnesota	19	18	16	16	69

› GAME 28 - REGULAR SEASON

Minnesota (15-13, 5-12 B1G) 82
 #18/20 Iowa (23-5, 14-3 B1G) 90
 Feb. 27, 2020 • Carver-Hawkeye Arena • Iowa City, Iowa
 Attendance: 8,297

Minnesota	fg-a	3fg-a	ft-a	o-d-t	pf	tp	a	to	blk	s	min
T. Bello (f)	7-11	0-0	2-2	3-4-7	4	16	0	3	0	1	33
Powell (g)	5-15	0-2	5-7	2-1-3	4	15	9	2	0	1	28
Scalia (g)	4-13	4-10	0-0	0-0-0	3	12	0	0	0	0	32
Brunson (g)	4-10	1-4	5-5	1-1-2	1	14	4	2	0	2	37
Hubbard (g)	5-11	3-4	7-7	0-5-5	4	20	1	1	1	3	38
Tomanova	0-0	0-0	0-0	0-1-1	0	0	1	0	0	0	5
Adashchtyk	1-2	1-1	0-0	0-2-2	4	3	0	2	0	0	15
Sconiers	1-1	0-0	0-0	1-0-1	2	2	0	1	0	0	12
TEAM				5-3-8				1			
Totals	27-63	9-21	19-21	12-17-29	22	82	15	12	1	7	200

TOTAL FG% 1st Half: 15-33 45.5% 2nd Half: 12-30 40.0% Game: 42.9%
3-Pt. FG% 1st Half: 6-12 50.0% 2nd Half: 3-9 33.3% Game: 42.9%
F Throw % 1st Half: 7-7 100% 2nd Half: 12-14 85.7% Game: 90.5%

Iowa	fg-a	3fg-a	ft-a	o-d-t	pf	tp	a	to	blk	s	min
Ollinger (f)	1-4	0-0	2-4	4-2-6	1	4	4	3	1	0	27
Czinano (c)	12-16	0-0	0-0	1-5-6	4	24	1	2	0	1	29
Meyer (g)	9-12	6-9	0-0	0-4-4	1	24	6	0	1	2	36
Sevillian (g)	4-8	1-4	2-2	1-2-3	1	11	2	2	1	0	31
Doyle (g)	3-11	1-4	9-12	0-3-3	3	16	4	5	1	1	38
Taiwo	0-1	0-1	0-0	0-0-0	0	0	0	0	0	0	4
Warnock	5-5	0-0	1-2	1-5-6	4	11	5	1	0	1	23
Martin	0-0	0-0	0-0	0-0-0	0	0	0	0	0	0	1
Sanders	0-0	0-0	0-0	0-0-0	1	0	2	0	0	0	2
Marshall	0-0	0-0	0-0	0-3-3	0	0	0	0	0	0	9
TEAM				1-1-2							
Totals	34-57	8-18	14-20	8-25-33	15	90	24	13	4	5	200

TOTAL FG% 1st Half: 18-30 60.0% 2nd Half: 16-27 59.3% Game: 59.6%
3-Pt. FG% 1st Half: 5-12 41.7% 2nd Half: 3-6 50.0% Game: 44.4%
F Throw % 1st Half: 5-10 50.0% 2nd Half: 9-10 90.0% Game: 70.0%

Score by Periods	1st	2nd	3rd	4th	Total
Minnesota	15	28	20	19	82
Iowa	25	21	28	16	90

› GAME 29 - REGULAR SEASON

#7/7 Maryland (25-4, 16-2 B1G) 99
 Minnesota (15-14, 5-13 B1G) 44
 March 1, 2020 • Williams Arena • Minneapolis
 Attendance: 6,013

Maryland	fg-a	3fg-a	ft-a	o-d-t	pf	tp	a	to	blk	s	min
Jones (f)	4-6	0-0	5-5	2-2-4	0	13	2	0	0	2	23
Charles (g)	6-9	0-0	3-5	1-2-3	1	15	4	2	0	2	26
Mikesell (g)	8-12	6-8	0-0	0-3-3	1	22	4	2	0	3	31
Owusu (g)	6-11	1-3	4-5	1-0-1	4	17	5	5	0	4	26
Watson (g)	0-3	0-3	0-0	0-3-3	2	0	4	1	0	4	21
Austin	5-7	0-0	3-4	0-5-5	4	13	1	3	1	3	20
Masonius	3-3	0-0	0-0	0-1-1	1	6	0	1	0	5	20
Miller	3-8	1-3	4-4	2-4-6	5	11	2	4	1	0	18
Vujacic	1-2	0-1	0-0	0-0-0	0	2	2	0	0	1	15
TEAM				3-5-8							
Totals	36-61	8-18	19-23	9-25-34	18	99	24	18	2	24	200

TOTAL FG% 1st Half: 16-29 55.2% 2nd Half: 20-32 62.5% Game: 59.0%
3-Pt. FG% 1st Half: 5-10 50.0% 2nd Half: 3-8 37.5% Game: 44.4%
F Throw % 1st Half: 8-10 80.0% 2nd Half: 11-13 84.6% Game: 82.6%

Minnesota	fg-a	3fg-a	ft-a	o-d-t	pf	tp	a	to	blk	s	min
T. Bello (f)	3-6	0-0	1-2	4-6-10	4	7	1	6	1	1	31
Powell (g)	2-10	2-3	0-0	1-2-3	1	6	1	10	0	1	27
Scalia (g)	3-10	2-6	2-2	1-2-3	2	10	0	1	0	1	33
Brunson (g)	1-7	0-1	4-4	0-1-1	3	6	2	4	0	1	33
Hubbard (g)	3-13	1-10	1-2	1-4-5	2	8	1	3	2	2	35
Tomanova	0-0	0-0	0-0	0-0-0	0	0	0	0	0	0	3
K. Bello	0-1	0-0	0-0	1-0-1	2	0	0	1	0	0	8
Adashchtyk	3-7	1-3	0-0	1-2-3	1	7	0	5	0	1	20
Sconiers	0-0	0-0	0-0	1-0-1	3	0	0	0	0	1	10
TEAM				5-1-6				5			
Totals	15-54	6-23	8-10	15-18-33	18	44	5	35	3	8	200

TOTAL FG% 1st Half: 8-28 28.6% 2nd Half: 7-26 26.9% Game: 27.8%
3-Pt. FG% 1st Half: 2-10 20.0% 2nd Half: 4-13 30.8% Game: 26.1%
F Throw % 1st Half: 1-2 50.0% 2nd Half: 7-8 87.5% Game: 80.0%

Score by Periods	1st	2nd	3rd	4th	Total
Maryland	30	15	38	16	99
Minnesota	13	6	20	5	44

› GAME 30 - BIG TEN TOURNAMENT

Penn State (7-23) 65
 Minnesota (16-14) 85
 March 4, 2020 • Bankers Life Fieldhouse • Indianapolis, Ind.
 Big Ten Tournament • Attendance: 3,793

Penn State	fg-a	3fg-a	ft-a	o-d-t	pf	tp	a	to	blk	s	min
Smith (f)	2-5	0-0	0-0	1-5-6	1	4	1	1	1	0	26
Frazier (g)	6-18	1-4	2-3	1-6-7	4	15	2	4	0	3	28
McDaniel (g)	6-16	1-3	9-13	3-3-6	2	22	3	6	1	1	39
Marisa (g)	2-5	1-2	0-0	0-5-5	2	5	1	4	1	1	26
Hagans (g)	2-8	1-2	0-0	2-1-3	0	5	2	2	1	0	36
James	0-0	0-0	0-0	0-0-0	0	0	0	0	0	0	1
Bembry	1-3	0-0	0-0	3-4-7	4	2	0	2	0	0	14
Camden	4-5	4-5	0-0	0-2-2	0	12	0	0	1	1	20
Ebo	0-1	0-0	0-0	0-0-0	2	0	0	0	0	0	9
Wallace	0-0	0-0	0-0	0-0-0	1	0	1	0	0	0	1
TEAM				4-1-5							
Totals	23-61	8-16	11-16	14-27-41	16	65	10	19	5	6	200

TOTAL FG% 1st Half: 14-36 38.9% 2nd Half: 9-25 36.0% Game: 37.7%
3-Pt. FG% 1st Half: 6-11 54.5% 2nd Half: 2-5 40.0% Game: 50.0%
F Throw % 1st Half: 8-10 80.0% 2nd Half: 3-6 50.0% Game: 68.8%

Minnesota	fg-a	3fg-a	ft-a	o-d-t	pf	tp	a	to	blk	s	min
T. Bello (f)	7-12	0-0	2-4	5-8-13	3	16	2	3	3	1	33
Powell (g)	6-16	1-4	3-4	0-4-4	2	16	5	4	1	4	37
Scalia (g)	1-6	1-4	2-2	1-3-4	0	5	1	0	2	3	37
Brunson (g)	7-12	4-7	2-3	1-1-2	3	20	6	2	0	2	26
Hubbard (g)	6-8	4-6	0-0	0-4-4	2	16	2	3	1	1	32
Tomanova	0-0	0-0	0-0	0-0-0	0	0	0	0	0	0	1
K. Bello	0-0	0-0	1-2	0-0-0	1	0	0	0	0	0	3
Adashchtyk	5-11	1-2	0-0	0-3-3	2	11	0	0	0	1	24
Sconiers	0-1	0-0	0-0	0-2-2	2	0	0	2	1	0	7
TEAM				3-2-5							
Totals	32-66	11-23	10-15	17-27-37	14	85	20	15	6	11	200

TOTAL FG% 1st Half: 13-34 38.2% 2nd Half: 19-32 59.4% Game: 48.5%
3-Pt. FG% 1st Half: 6-13 46.2% 2nd Half: 5-10 50.0% Game: 47.8%
F Throw % 1st Half: 5-9 55.6% 2nd Half: 5-6 83.3% Game: 66.7%

Score by Periods	1st	2nd	3rd	4th	Total
Penn State	19	23	13	10	65
Minnesota	22	15	30	18	85

› GAME 31 - BIG TEN TOURNAMENT

Minnesota (16-15)..... 56

Ohio State (19-11)..... 77

March 5, 2020 • Bankers Life Fieldhouse • Indianapolis, Ind.

Big Ten Tournament • Attendance: 4,349

Minnesota	fg-a	3fg-a	ft-a	o-d-t	pf	tp	a	to	blk	s	min
T. Bello (f)	1-5	0-0	2-5	4-6-10	4	4	3	2	0	0	35
Powell (g)	4-14	3-5	3-6	1-5-6	1	14	4	9	0	0	31
Scalia (g)	4-11	1-5	0-1	1-2-3	1	9	1	1	0	0	26
Brunson (g)	4-11	3-7	0-0	1-2-3	1	11	3	1	0	1	30
Hubbard (g)	3-11	2-6	2-2	2-4-6	2	10	1	1	0	2	31
Tomancova	0-0	0-0	0-0	0-0-0	0	0	0	0	0	0	1
K. Bello	1-1	0-0	0-0	1-1-2	0	2	0	2	0	1	5
Adashchuk	2-5	0-2	0-0	0-2-2	0	4	2	4	0	0	14
Sconiers	1-4	0-0	0-0	2-5-7	4	2	0	1	3	0	27
TEAM				3-3-6				1			
Totals	20-62	9-25	7-14	15-30-45	13	56	14	22	3	4	200

TOTAL FG% 1st Half: 12-32 37.5% 2nd Half: 8-30 26.7% Game: 32.3%

3-Pt. FG% 1st Half: 5-12 41.7% 2nd Half: 4-13 30.8% Game: 36.0%

F Throw % 1st Half: 4-8 50.0% 2nd Half: 3-6 50.0% Game: 50.0%

Ohio State	fg-a	3fg-a	ft-a	o-d-t	pf	tp	a	to	blk	s	min
Juhasz (f)	3-11	0-4	0-1	4-12-16	1	6	2	1	4	1	33
Patty (f)	6-11	0-1	3-5	3-5-8	3	15	2	2	2	2	35
Greene (g)	4-9	1-3	0-0	1-3-4	1	9	3	2	0	1	26
Sheldon (g)	6-13	2-6	1-3	1-2-3	1	15	0	2	1	1	35
Miller (g)	4-12	1-4	4-5	0-3-3	3	13	5	0	0	8	33
Crooms	6-7	1-2	1-1	2-2-4	1	14	4	2	1	0	20
Bell	2-9	1-7	0-0	1-2-3	1	5	1	1	1	1	18
TEAM				3-1-4							
Totals	31-72	6-27	9-15	15-30-45	11	77	17	11	9	14	200

TOTAL FG% 1st Half: 16-38 42.1% 2nd Half: 15-34 44.1% Game: 43.1%

3-Pt. FG% 1st Half: 4-15 26.7% 2nd Half: 2-12 16.7% Game: 22.2%

F Throw % 1st Half: 3-5 60.0% 2nd Half: 6-10 60.0% Game: 60.0%

Score by Periods	1st	2nd	3rd	4th	Total
Minnesota	11	22	15	8	56
Ohio State	23	16	15	23	77

Rachel Banham, Minnesota's all-time leading scorer



RECORDS

Points

1.	^\$60	Rachel Banham at Northwestern	2/7/16
2.	52	Rachel Banham at Michigan State	2/21/16
3.	48	Rachel Banham vs. Milwaukee	3/16/16
4.	44	Carol Ann Shudlick vs. Texas Tech	12/18/93
	44	Carol Ann Shudlick vs. Marquette	12/21/91
6.	42	Laura Coenen vs. Nebraska	11/30/84
7.	41	Lindsay Whalen vs. Purdue	2/14/02
	41	Laura Coenen at Wisconsin	2/18/83
9.	39	Rachel Banham at Illinois	1/7/16
	39	Amanda Zahui B. vs. Iowa	2/17/15
	39	Rachel Banham vs. Creighton	12/30/12

Points By a Non-Starter (Since 1990-91)

1.	28	Gadiva Hubbard vs. Maryland	3/3/17
2.	26	Leah Cotton vs. Southern	12/9/10
3.	25	Leah Cotton vs. North Carolina State	11/27/10
	25	Kiauna Burns vs. Wisconsin	1/25/98
5.	24	Leah Cotton vs. Wisconsin	1/20/11
	24	Mindy Hansen vs. Northwestern	1/19/97
7.	23	Leah Cotton vs. Green Bay	11/14/10
	23	Janel McCarville vs. Illinois	1/9/03
	23	Angie Iverson at Purdue	1/30/98
10.	22	Shayne Mullaney vs. Michigan	1/10/16
	22	Jessie Edwards vs. Penn State	1/3/16
	22	Kiara Buford vs. American	11/22/08
	22	Jamie Broback vs. Nebraska	12/3/05

Field Goals Made

1.	21	Carol Ann Shudlick at Marquette	12/21/91
2.	19	Rachel Banham at Northwestern	2/7/16
3.	18	Rachel Banham vs. Milwaukee	3/16/16
	18	Carol Ann Shudlick vs. Texas Tech	12/18/93
5.	17	Laura Coenen vs. North Dakota State	12/7/82
6.	16	Amanda Zahui B. vs. Iowa	2/17/15
	16	Carol Ann Shudlick vs. Boise State	12/20/92
	16	Marty Dahlen vs. Drake	11/28/79
9.	15	Done 8 times; MR: Rachel Banham vs. Iowa	2/15/16

Field Goal Attempts

1.	33	Rachel Banham vs. Milwaukee	3/16/16
	33	Amanda Zahui B. at Rutgers	1/25/15
	33	Carol Ann Shudlick at Marquette	12/21/91
4.	32	Rachel Banham vs. South Dakota	3/20/16
	32	Rachel Banham at Northwestern	2/7/16
	32	Laura Coenen vs. Purdue	3/7/85
7.	31	Rachel Banham vs. Iowa	2/15/16
	31	Rachel Banham at Michigan	1/31/16
	31	Amanda Zahui B. vs. Iowa	2/17/15
10.	30	Carlie Wagner vs. Ohio State	2/24/16
	30	Rachel Banham at Michigan State	2/24/14

Field Goal Pct. (min. 5 made)

1.	\$1,000	Amanda Zahui B. vs. Purdue (11-11)	1/22/15
	1,000	Janel McCarville at Virginia (10-10)	12/29/03
	1,000	Corrin Von Wald vs. Radford (10-10)	11/24/02
	1,000	Taiye Bello at Michigan (9-9)	12/31/18
	1,000	Jennifer Hall vs. Illinois (9-9)	1/14/90
	1,000	Janel McCarville at Iowa (8-8)	2/20/03
	1,000	Janel McCarville vs. Purdue (8-8)	1/19/03
	1,000	Taiye Bello vs. Penn State (7-7)	2/17/19
	1,000	Amanda Zahui B. vs. Miami (7-7)	12/5/13
	1,000	Karen Swanson vs. North Carolina (7-7)	1/26/80

Three-Point Field Goals Made

1.	10	Rachel Banham at Illinois	1/7/16
2.	9	Rachel Banham at Michigan State	2/21/16
	9	Stacy Carver vs. Boise State	12/20/92
4.	8	Rachel Banham at Northwestern	2/7/16
	8	Rachel Banham vs. Southern	11/25/14
6.	7	Done 10 times; MR: Destiny Pitts at Ohio State	1/4/18

Three-Point Field Goal Attempts

1.	17	Mikayla Bailey vs. Towson	12/6/15
	17	Mikayla Bailey vs. Penn State	1/28/15
	17	Stacey Carver vs. Boise State	12/20/92
4.	16	Destiny Pitts at UNLV	11/26/17
	16	Rachel Banham vs. South Dakota	3/20/16
	16	Rachel Banham vs. Southern	11/25/14
	16	Lindsay Lieser at Troy	12/12/99
8.	15	Done 7 times; MR: Destiny Pitts vs. Iowa	3/2/18

Three-Point Field Goal Pct. (Min. 3 made)

1.	\$1,000	Sari Noga vs. Penn State (6-6)	2/28/13
	\$1,000	Stacy Carver at North Carolina State (6-6)	11/30/91
	1,000	Gadiva Hubbard vs. Penn State (5-5)	2/11/18
	1,000	Rachel Banham vs. Indiana (5-5)	1/2/12
	1,000	Katie Ohm vs. Kentucky (5-5)	11/23/07
	1,000	Corrin Von Wald vs. Ohio State (5-5)	2/16/03
	1,000	Shannon Loeblein vs. Michigan (5-5)	2/26/93
	1,000	4-4 done 8 times, MR: Destiny Pitts vs. Coppin State (4-4)	12/12/18

Free Throws Made

1.	21	Linda Roberts vs. Rhode Island	12/1/79
2.	15	Taiye Bello vs. Rutgers	2/2/20
	15	Rachel Banham at Michigan State	2/21/16
4.	14	Done 9 times; MR: Jasmine Powell at Ohio State	2/13/20

Free Throw Attempts

1.	25	Linda Roberts vs. Rhode Island	12/1/79
2.	19	Taiye Bello vs. Rutgers	2/2/20
3.	18	Kenisha Bell at Rhode Island	11/13/17
	18	Carol Peterka at Iowa	2/26/84
5.	17	Kenisha Bell at Indiana	2/6/19
	17	Kenisha Bell vs. San Diego	11/17/18
	17	Kenisha Bell vs. Green Bay	3/16/18
	17	Carol Ann Shudlick vs. Kansas State	12/21/93
9.	16	Done 8 times; MR: Kenisha Bell at Illinois	2/25/18

Free Throw Pct. (Min. 10 made)

1.	1,000	Lindsay Whalen vs. Creighton (14-14)	12/4/03
	1,000	Marty Dahlen vs. Iowa State (14-14)	3/12/82
	1,000	Rachel Banham vs. Creighton (13-13)	12/30/12
	1,000	Rachel Banham vs. Washington St. (13-13)	11/10/12
	1,000	Shayne Mullaney at Purdue (12-12)	1/1/15
	1,000	Kiara Buford vs. Colorado (11-11)	11/22/09
	1,000	Molly Tadich vs. Wisconsin (11-11)	3/5/87
	1,000	Linda Roberts vs. Ohio State (11-11)	2/12/78
	1,000	10-10 done 14 times; MR: Jasmine Powell vs. Rutgers (10-10)	2/2/20

Offensive Rebounds (Since 1987-88)

1.	12	Taiye Bello at Illinois	2/25/18
	12	Amanda Zahui B. vs. Michigan	2/21/15
3.	11	Angie Iverson vs. Northwestern	2/25/96
4.	10	Taiye Bello vs. Rutgers	2/3/19
	10	Taiye Bello vs. Syracuse	11/30/18
6.	9	Done 9 times; MR: Taiye Bello vs. Air Force	12/2/18

Defensive Rebounds (Since 1987-88)

1.	22	Amanda Zahui B. vs. Iowa	2/17/15
2.	16	Janel McCarville vs. Duke	3/30/04
	16	Angie Iverson at Colorado State	12/3/96
4.	15	Amanda Zahui B. vs. Michigan	2/21/15
	15	Janel McCarville vs. Kansas State	3/23/04
6.	14	Done 8 times, MR: Taiye Bello vs. Rutgers	2/2/20

Total Rebounds (All 20-rebound games listed)

1.	\$29	Amanda Zahui B. vs. Iowa	2/17/15
2.	27	Amanda Zahui B. vs. Michigan	2/21/15
3.	25	Angie Iverson at Colorado State	12/3/96
4.	23	Molly Tadich vs. Northwestern	1/22/84
5.	22	Taiye Bello vs. Rutgers	2/2/20
	22	Amanda Zahui B. vs. DePaul	3/20/15
7.	21	Taiye Bello vs. Rutgers	2/3/19
	21	Amanda Zahui B. at Iowa	3/1/15
	21	Molly Tadich vs. Michigan	1/30/87
	21	Laura Coenen vs. Illinois	1/4/85
	21	Laura Coenen vs. Drake	12/9/84
	21	Mary Manderfeld vs. Wisconsin	3/7/81
13.	20	Laura Coenen vs. San Diego State	12/27/84
	20	Laura Coenen vs. Iowa	1/25/82
	20	Mary Manderfeld vs. Michigan State	2/9/80
	20	Linda Roberts vs. UW-La Crosse	1/19/78

Total Rebounds By a Non-Starter (Since 1990-91)

1.	19	Angie Iverson vs. Northwestern	2/25/96
2.	17	Korinne Campbell at Michigan State	2/25/07
3.	16	Taiye Bello at Illinois	2/25/18
4.	15	Destiny Pitts at Rhode Island	11/13/17
5.	14	Amanda Zahui B. vs. Cleveland State	11/19/14
	14	Korinne Campbell at Nebraska	12/5/06
	14	Janel McCarville at Loyola Chicago	11/27/02
8.	13	Done 6 times, MR: Taiye Bello vs. Wisconsin	1/18/18

Assists

1.	15	Shayne Mullaney vs. Purdue	1/22/15
	15	Debbie Hunter vs. Illinois	3/12/83
3.	14	Nikki Coates vs. Northwestern	2/6/94
4.	13	Rachel Banham vs. Cleveland State	11/19/14
	13	Debbie Hilmerson vs. Wisconsin	1/10/87
	13	Debbie Hunter vs. Purdue	1/16/83
7.	12	Done 9 times; MR: Kenisha Bell vs. Northern Iowa	3/22/19

Steals

1.	12	Debbie Hunter vs. Northwestern	1/31/81
2.	10	Janel McCarville vs. Ohio State	3/5/04
3.	9	Ellen Kramer vs. Northeastern	12/1/89
	9	Debbie Hunter at Iowa	1/21/83
	9	Debbie Hunter vs. DePaul	11/26/82
	9	Linda Roberts vs. Kansas State	2/15/80
7.	8	Carol Ann Shudlick vs. Michigan State	1/28/94
	8	Shannon Loeblein vs. Wisconsin	1/7/94
	8	Laura Coenen vs. Michigan State	1/16/83
	8	Laura Coenen vs. North Dakota State	12/7/82
	8	Debbie Hunter vs. Northern Illinois	12/1/82

GOPHER TRIPLE DOUBLES

Amanda Zahui B., 3/6/15 vs. Ohio State (B1G Tournament)
25 points, 11 rebounds and 11 blocks

Amanda Zahui B., 1/28/15 vs. Penn State
16 points, 13 rebounds and 12 blocks

Amanda Zahui B., 11/20/13 vs. Kansas
11 points, 11 rebounds and 10 blocks

Janel McCarville, 3/5/04 vs. Ohio State (B1G Tournament)
23 points, 11 rebounds and 10 steals

Carol Peterka, 3/4/84 vs. Michigan
32 points, 12 rebounds and 10 assists

Debbie Hunter, 1/31/81 vs. Northwestern
21 points, 12 steals and 10 assists

Blocked Shots

1.	\$12	Amanda Zahui B. vs. Penn State	1/28/15
2.	11	Amanda Zahui B. vs. Ohio State	3/6/15
3.	10	Amanda Zahui B. vs. Kansas	11/20/13
4.	8	Jessie Edwards vs. Army West Point	12/08/16
	8	Mary Manderfeld vs. Northwestern	1/31/81
6.	7	Amanda Zahui B. at Iowa	3/1/15
	7	Amanda Zahui B. vs. UCLA	12/20/13
	7	Janel McCarville vs. Boston College	3/28/04
9.	6	Done 12 times; MR: Taiye Bello vs. Milwaukee	11/14/19

Minutes Played

1.	50	Mikayla Bailey vs. Michigan	2/21/15
	50	Amanda Zahui B. vs. Michigan	2/21/15
3.	49	Gadiva Hubbard vs. Rutgers	2/2/20
	49	Carlie Wagner vs. Michigan	2/21/15
	49	Micaella Riche vs. Washington State	11/10/12
6.	48	Carlie Wagner at Northwestern	2/7/16
	48	Shae Kelley vs. Michigan	2/21/15
	48	China Antoine at Michigan	2/24/11
9.	47	Jasmine Powell vs. Rutgers	2/2/20
	47	Rachel Banham at Northwestern	2/7/16
	47	Kiara Buford at Michigan	2/24/11

^ - NCAA record | \$ - Big Ten Record

All records through 1977-78 season unless noted

Points Scored (Since 1973-74)

1. 116 Purdue Fort Wayne	11/23/02
2. 115 Purdue	3/10/83
3. 114 Butler	11/17/01
4. 112 Cal Poly	12/13/17
112 at Northwestern	2/7/16
6. 111 Detroit Mercy	12/3/16
7. 110 Nebraska	2/11/16
8. 109 Southeastern Louisiana	11/14/14
9. 108 vs. VCU	11/16/17
108 Manitoba	12/30/79

Field Goal Pct.

1. .710 Butler (49-69)	11/17/01
2. .667 Penn State (28-42)	2/28/13
.667 Louisville (40-60)	11/29/80
4. .654 at Wright State (34-52)	12/28/02
5. .642 Wisconsin (34-53)	2/20/05
6. .635 at Illinois (40-63)	1/7/83
7. .625 Purdue Fort Wayne (40-64)	11/23/02
8. .622 vs. Nevada (28-45)	11/25/05
9. .618 Purdue (47-76)	3/9/83
10. .618 Northern Iowa (34-55)	3/25/12

Free Throw Attempts

1. 49 Washington State	11/10/12
49 Michigan	1/30/87
3. 45 Stanford	11/20/05
45 vs. Rhode Island	12/1/79
5. 43 Alcorn State	12/11/11
43 at Michigan	3/1/87
7. 42 Purdue Fort Wayne	11/23/02
42 Providence	11/19/00
42 Bradley	11/28/98
42 Texas A&M	12/3/88

Margin of Victory (All games; since 1973-74)

1. 78 Manitoba (108-30)	12/30/79
2. 59 Harvard (101-42)	12/19/81
3. 52 Detroit Mercy (86-34)	12/2/04
52 Southern (93-41)	11/22/03
5. 49 SE Louisiana (109-60)	11/14/14
49 Butler (114-65)	11/17/01
7. 47 Michigan (90-43)	1/14/83
47 Iowa (90-43)	1/25/82
47 at Minnesota Duluth (99-52)	1/21/78
10. 46 Illinois (92-46)	2/10/95

3-Point Field Goals Made

1. \$19 at Illinois	1/7/16
2. 16 Cal Poly	12/13/17
16 Wofford	11/13/15
4. 15 at Michigan State	2/21/16
15 Towson	12/6/15
6. 14 Maryland	2/18/18
14 UC Riverside	12/22/17
14 vs. UMass	11/29/08
14 at Troy	12/12/99
10. 13 Done 9 times;	
MR: at George Washington	12/10/19

Free Throw Pct. (min. 10 attempts)

1. 1.000 vs. Indiana (17-17)	3/7/19
1.000 Bryant (11-11)	11/26/19
1.000 Michigan State (11-11)	2/27/00
1.000 at UNLV (10-10)	11/26/17
5. .969 Michigan State (31-32)	3/3/19
6. .955 Creighton (21-22)	12/30/12
.955 Michigan State (21-22)	2/24/02
8. .944 Boston College (17-18)	12/4/08
.944 Northern Illinois (17-18)	12/1/82
10. .941 Ohio State (16-17)	1/29/12

Margin of Victory (Road games; since 1973-74)

1. 47 at Minnesota Duluth (99-52)	1/21/78
2. 44 at Martin Luther College (83-39)	2/6/78
3. 39 at Iowa State (88-49)	1/27/81
4. 38 at St. Teresa's (59-21)	2/21/74
5. 37 at Martin Luther College (71-34)	1/14/77
6. 34 at Wright State (88-54)	12/28/02
7. 33 at George Washington (83-50)	12/10/19
8. 32 at Northwestern (72-40)	1/8/04
32 at Michigan (92-60)	3/1/87
32 at Chicago (81-49)	12/5/82

3-Point Field Goal Attempts

1. \$42 NJIT	12/28/15
2. 41 Wofford	11/13/15
3. 39 at Illinois	1/7/16
4. 38 Cal Poly	12/13/17
38 Towson	12/6/15
6. 37 at Maryland	2/28/16
37 at Troy	12/12/99
8. 36 at UNLV	11/26/17
9. 35 at Ohio State	1/4/18
10. 34 vs. UMass	11/29/08

Offensive Rebounds (Since 1987-88)

1. 30 Creighton	11/22/06
30 Wisconsin	1/7/94
3. 29 Boston U.	12/14/91
4. 28 North Dakota State	11/20/07
28 UC Riverside	11/9/07
6. 27 Detroit Mercy	12/3/16
27 NJIT	12/28/15
27 Texas A&M	12/16/94
27 Chicago State	12/11/93
10. 26 6 times, MR: at Rhode Island	11/13/17

Field Goals Made

1. 49 Butler	11/17/01
49 Manitoba	12/30/79
3. 47 Purdue	3/9/83
4. 44 Nebraska	2/11/16
44 at Marquette	12/21/91
6. 43 Southeastern Louisiana	11/14/14
7. 42 Illinois-Chicago	3/14/07
8. 41 Bryant	11/26/19
41 Lehigh	11/11/17
41 Detroit Mercy	12/3/16
41 North Dakota State	12/7/82

3-Point Field Goal Pct. (Min. 10 attempts)

1. .667 Iowa (8-12)	2/17/15
.667 Washington State (8-12)	12/10/05
3. .643 vs. Georgia State (9-14)	12/28/03
4. .636 Indiana (7-11)	1/2/12
5. .625 at North Carolina St. (10-16)	11/30/91
6. .615 Wisconsin (8-13)	1/5/06
7. .611 Missouri State (11-18)	11/5/19
8. .600 Done 6 times;	
MR: Wisconsin (6-10)	1/17/19

Defensive Rebounds (Since 1987-88)

1. 46 Southeastern Louisiana	11/14/14
2. 44 vs. Sam Houston State	11/25/89
3. 42 Iowa	2/17/15
42 Lamar	11/15/09
5. 41 Michigan	1/27/95
41 at Indiana	1/22/95
41 Wichita State	11/27/87
8. 40 Seton Hall	11/20/16
40 Wofford	11/13/15
40 at Northwestern	2/7/16
40 Indiana	2/27/14

Field Goal Attempts

1. 97 Simpson	2/3/78
97 Minnesota State	1/6/78
3. 93 Drake	12/1/81
4. 89 Ohio State	2/24/16
5. 88 NJIT	12/28/15
8. 86 Detroit Mercy	12/3/16
7. 85 at Marquette	12/21/91
8. 83 Seton Hall	11/20/16
83 Southeastern Louisiana	11/14/14
83 Wisconsin	1/9/94

Free Throws Made

1. 36 Washington State	11/10/12
2. 34 Purdue Fort Wayne	11/23/02
3. 33 Alcorn State	12/11/11
4. 32 at Northwestern	2/7/16
32 Providence	11/19/00
32 Kansas State	12/21/93
32 at Michigan	3/1/87
32 North Dakota	12/8/85
32 vs. Rhode Island	12/1/79
10. 31 at Ohio State	2/13/20
31 Michigan State	3/3/19
31 Rhode Island	12/22/18
31 Penn State	1/21/07
31 Illinois	2/19/88

Total Rebounds

1. 68 vs. Sam Houston State	11/25/89
68 National College	1/6/82
3. 66 Seton Hall	11/20/16
66 Lamar	11/15/09
5. 64 Texas A&M	12/16/94
6. 62 Wofford	11/13/15
7. 61 at Rhode Island	11/13/17
61 Southeastern Louisiana	11/14/14
61 at Indiana	1/22/95
61 Wisconsin	3/3/89
61 vs. Missouri	3/24/77

Assists

1.	36	Louisville	11/29/80
2.	35	Butler	11/17/01
3.	32	at North Carolina State	11/30/91
4.	31	Radford	11/24/02
5.	30	Northern Iowa	12/10/94
6.	29	Illinois	2/10/95
7.	28	Cleveland State	11/19/14
8.	27	Done 6 times; MR: Purdue	1/22/15

Steals

1.	38	Manitoba	12/30/79
2.	22	Wisconsin	1/9/94
3.	21	at Michigan	2/25/94
4.	20	at Michigan	1/31/93
	20	Northern Illinois	12/1/82
6.	19	Done 8 times; MR: North Dakota State	11/20/11

Blocked Shots

1.	15	Penn State	1/28/15
2.	15	Iowa	1/30/81
3.	13	Kansas	11/20/13
4.	12	vs Ohio State	3/6/15
	12	Southeastern Louisiana	11/14/14
	12	Ohio State	3/2/86
7.	11	Army	12/8/16
	11	North Dakota	12/8/13
9.	10	Southern	11/25/14
	10	Nebraska	11/30/84
	10	Wisconsin	2/17/84
	10	Purdue	1/8/84

Fewest Turnovers (Since 1982-83)

1.	3	at Northwestern	2/13/03
2.	4	Michigan	1/31/13
3.	5	Vermont	11/10/19
	5	Michigan	2/14/18
	5	Nebraska	12/29/14
6.	6	Harvard	12/10/11
7.	7	Done 6 times; MR: vs. Iowa	3/2/18

Points Allowed

1.	21	at St. Teresa's	2/21/74
2.	24	vs. St. Catherine's	2/19/76
3.	25	Mankato State	1/7/77
4.	29	at Minnesota-Duluth	1/12/76
5.	30	UW-River Falls	12/7/75
6.	33	Northwestern	2/26/06
	33	St. Francis (PA)	3/19/05
8.	34	Chicago State	12/2/06
	34	Detroit	12/2/04
	34	at Martin Luther College	1/14/77

Opponent Field Goal Pct.

1.	.198	Army (16-81)	12/8/16
2.	.208	Providence (15-72)	11/19/00
3.	.213	Northwestern (10-47)	2/26/06
4.	.218	Ohio (12-55)	11/17/12
5.	.222	Wisconsin (14-63)	3/5/87
6.	.224	Lamar (17-76)	11/15/09
7.	.225	Michigan (14-62)	1/14/83
8.	.227	Incarinate Word (15-66)	12/5/18
9.	.238	Indiana (15-63)	1/2/12
10.	.239	Northern Iowa (11-46)	12/21/12

Turnovers Forced

1.	38	at Santa Clara	11/16/08
2.	36	Wisconsin	1/9/94
3.	35	North Dakota State	11/24/09
	35	at Hawaii	11/25/07
5.	34	Marquette	11/26/90
	34	Northeastern	12/1/89
	34	Illinois	1/18/87
	34	vs. Youngstown State	12/29/83
	34	Illinois-Chicago	12/5/82
10.	33	Milwaukee	11/14/19
	33	Georgia Tech	12/1/90
	33	Iowa State	12/10/89
	33	Michigan	1/14/83

Biggest Comeback Win (Since 2000-01)

1.	20	Creighton (trailed 18-38, 0:50 1H; won 88-81 2OT)	12/30/12
2.	18	Illinois (trailed 26-44, 0:36 2Q; won 82-77)	1/26/16
	18	at Northwestern (trailed 32-50, 15:30 2H; won 64-61)	2/13/03
4.	17	Nebraska (trailed 40-57, 10:14 2H; won 72-69)	12/29/14
	17	Indiana (trailed 23-40, 20:00 2H; won 86-85 OT)	1/29/89
6.	16	vs. Wisconsin (trailed 28-44, 15:11 2H; won 74-68 OT)	3/6/14
	16	North Dakota (trailed 19-35, 19:27 2H; won 46-44)	12/8/13
	16	Northwestern (trailed 21-37, 5:51 1H; won 73-65)	1/7/10
9.	15	UC Riverside (trailed 25-40, 5:52 2Q; won 101-75)	12/22/17
	15	Boston College (trailed 14-29, 7:30 1H; won 80-60)	12/4/08
	15	Kansas (trailed 4-19, 12:39 1H; won 62-45)	12/5/04

Margin of Defeat (Since 1974-75)

1.	61	at Texas (53-114)	12/14/78
2.	56	vs. Indiana (37-93)	1974-75
3.	55	Maryland (44-99)	3/1/20
	55	Auburn (46-101)	11/29/86
5.	53	at Purdue (43-96)	2/18/01
	53	Ohio State (64-117)	1/12/96
	53	at Kansas (42-95)	12/30/91
8.	52	Penn State (30-82)	1/10/00
9.	51	at Michigan State (51-102)	2/7/97
10.	49	at Penn State (43-92)	2/24/00
	49	at Iowa (51-100)	2/12/88

\$ - Big Ten Record | All records since 1977-78 season unless noted

Points

1.	49	Kelly Mazzante, Penn State	12/28/01
2.	48	Megan Gustafson, Iowa	3/2/18
3.	44	Anucha Browne, Northwestern	1/27/85
4.	43	Ashley Berggren, Illinois	1/14/96
5.	42	Samantha Prahals, Ohio State	2/23/12

Field Goals Made

1.	19	Megan Gustafson, Iowa	3/2/18
2.	17	Wanda Ford, Drake	12/17/85
	17	Anucha Browne, Northwestern	1/27/85
4.	16	Megan Gustafson, Iowa	1/14/19
	16	Kelly Mazzante, Penn State	12/28/01
	16	Lisa Foss, Northern Illinois	11/28/89
	16	Carrie Lawless, Northwestern	2/3/89

Field Goal Attempts

1.	34	Anucha Browne, Northwestern	1/27/85
2.	33	Margaret Jackson, Sam Houston St.	11/25/89
3.	30	Angel McCoughtry, Louisville	11/18/07
4.	29	Lisa Foss, Northern Illinois	11/28/89
	29	Anucha Browne, Northwestern	2/25/83

Field Goal Pct. (min. 5 made)

1.	1.000	Bella Engen, Michigan State (8-8)	2/7/97
	1.000	Danielle Burgin, Charlotte (7-7)	12/2/07
	1.000	Katrina Hannaford, Northwestern (7-7)	2/25/96
	1.000	Toni Foster, Iowa (7-7)	1/10/83
	1.000	Carol Madsen, Purdue (7-7)	1/12/90
	1.000	Aaliyah Patty, Ohio State (6-6)	12/31/19

Three-Point Field Goals Made

1.	12	Brittany Rayburn, Purdue	1/12/12
2.	9	Dominique Johnson, Towson	12/6/15
	9	Kelsey Mitchell, Ohio State	1/15/15
4.	8	Melissa Dixon, Iowa	3/1/15
	8	Marscilla Packer, Ohio State	2/16/06
	8	Kelly Mazzante, Penn State	12/28/01

Three-Point Field Goal Attempts

1.	20	Kelsey Mitchell, Ohio State	1/15/15
2.	17	Melissa Dixon, Iowa	3/1/15
3.	16	Britney Washington, Southern	11/25/14
	16	Ariel Hearn, Memphis	11/23/14
	16	Brittany Rayburn, Purdue	1/12/12
	16	Marscilla Packer, Ohio State	2/16/06

Three-Point Field Goal Pct. (Min. 3 made)

1.	1.000	Andrea Verdegan, South Dakota St. (5-5)	1/14/07
	1.000	Stacy Frese, Iowa (5-5)	1/28/96
	1.000	Carol Madsen, Purdue (5-5)	1/12/90
	1.000	Whitney Lindsay, Indiana (4-4)	2/3/11
	1.000	Alex Carbonel, St. Mary's (4-4)	2/11/08
	1.000	Shereka Wright, Purdue (4-4)	2/18/01
	1.000	Lori Goerlitz, Marquette (4-4)	11/27/93
	1.000	Steph Schueler, Iowa (4-4)	1/25/91

Free Throws Made

1.	17	LaToya Howell, Air Force	11/30/02
2.	15	Jess Stroom, Penn State	1/30/05
3.	14	Taylor Hill, Ohio State	2/21/13
	14	Crystal Kelly, Western Kentucky	3/19/07
5.	13	LaTonya Sims, Wisconsin	2/3/00
	13	Ashley Berggren, Illinois	1/14/96
	13	Sue Leiding, Kansas State	12/1/86

Free Throw Attempts

1.	18	LaToya Howell, Air Force	11/30/02
	18	Sue Leiding, Kansas State	12/1/86
3.	17	Tyra Buss, Indiana	2/18/16
4.	16	LaTonya Sims, Wisconsin	2/3/00
	16	Anucha Browne, Northwestern	1/22/84

Free Throw Pct. (Min. 10 made)

1.	1.000	Jess Stroom, Penn State (15-15)	1/30/05
	1.000	Taylor Hill, Ohio State (14-14)	2/21/13
	1.000	Crystal Kelly, W. Kentucky (14-14)	3/19/07
	1.000	Nia Coffey, Northwestern (12-12)	2/13/17
	1.000	Samantha Prahals, Ohio State (12-12)	2/14/10

Offensive Rebounds (Since 1987-88)

1.	14	Madison Hovren, Army	12/8/16
2.	12	Joy Holmes, Illinois	2/10/91
3.	10	Done 7 times, MR: Imani Lewis, Wisconsin	1/23/20

Defensive Rebounds (Since 1987-88)

1.	14	Jenna Smith, Illinois	1/31/10
	14	Trish Andrew, Michigan	1/31/93
3.	13	Stephanie Mavunga, Ohio State	3/3/18
	13	Megan Gustafson, Iowa	2/15/16
	13	Brandi Jeffery, Nebraska	12/29/14
	13	Annette Babers, Michigan State	1/26/92
	13	Tracey Hall, Ohio State	1/23/87

Total Rebounds

1.	21	Stephanie Mavunga, Ohio State	3/3/18
2.	20	Cyesha Goree, Michigan	2/21/15
	20	Anucha Browne, Northwestern	1/23/83
4.	19	Megan Gustafson, Iowa	2/15/16
	19	Tracey Hall, Ohio State	1/23/87

Assists

1.	18	Rachel Theriot, Nebraska	3/7/14
2.	15	Tori Jankoska, Michigan State	2/21/16
3.	14	Cherise Beynon, New Mexico	12/6/16
	14	Nicole Seekamp, South Dakota	3/20/16
	14	Gena Stubbs, Northern Illinois	12/17/88
	14	Karen O'Malley, Wisconsin	1/10/88

Steals

1.	12	Jamie Wesley, Michigan State	2/2/96
	12	Joy Holmes, Purdue	1/13/89
3.	9	D'wan Shackleford, Ohio State	2/7/02
	9	Betsy Gilmore, Dartmouth	12/17/90
	9	Pam Fritz, Indiana	1/29/89
	9	Tracey Hall, Ohio State	2/28/88

Blocked Shots

1.	11	Jessica Davenport, Ohio State	2/8/07
2.	9	Bethany Doolittle, Iowa	3/1/15
3.	8	Morgan Johnson, Iowa	2/18/10
	8	Allyssa DeHaan, Michigan State	2/25/07
	8	Jessica Davenport, Ohio State	2/16/06
	8	Kim Calhoun, Penn State	2/18/96
	8	Trish Andrew, Michigan	2/26/93

Turnovers

1.	11	Fallyn Freije, Montana State	11/23/19
	11	Laura Wiesen, Northwestern	2/24/84
3.	10	Janita Badon, Utah	11/17/09
	10	Iva Stiskovic, South Carolina	1/3/04
	10	Kisha Kelley, Michigan State	1/28/94
	10	Kara Leary, Notre Dame	3/16/94
	10	Dianna Deiber, Northern Illinois	12/1/82

Most Points Scored (Since 1973-74)

1.	117	Ohio State	1/12/96
2.	114	Michigan State	2/21/16
	114	Texas	12/14/78
4.	110	Maryland	2/28/16
5.	109	North Carolina	12/21/88

Fewest Points Scored (Since 1973-74)

1.	21	St. Teresa's	2/21/74
2.	21	St. Catherine's	2/19/76
3.	25	Mankato State	1/7/77
4.	29	Minnesota-Duluth	1/12/76
5.	30	UW-River Falls	12/7/75

Most Field Goals Made

1.	49	Ohio State	1/12/96
	46	Maryland	2/28/16
	46	Michigan	2/21/97
	46	Ohio State	1/27/89
5.	45	Purdue	1/11/91
	45	Northern Illinois	12/17/88

Fewest Field Goals Made

1.	10	Northwestern	2/26/06
2.	11	Northern Iowa	12/21/12
	11	North Dakota State	11/24/09
	11	Saint Francis	3/19/05
5.	12	Ohio	11/17/12
	12	Northwestern	3/4/04

Most Field Goal Attempts

1.	97	Northwestern	2/7/16
2.	95	Auburn	11/29/86
3.	90	Penn State	3/6/94
	90	Northern Illinois	11/28/89
	90	Sam Houston State	11/25/89
	90	Northern Illinois	12/17/88

Fewest Field Goal Attempts

1.	35	North Dakota State	11/24/09
2.	37	Massachusetts	11/29/08
3.	38	Ohio State	2/8/07
4.	40	Wisconsin	1/9/11
	40	Ohio State	1/15/09
	40	Michigan	2/15/09
	40	Northwestern	2/22/04

Highest Field Goal Pct.

1.	.689	Ohio State (31-45)	2/26/04
2.	.661	Northwestern (41-62)	2/2/90
3.	.648	Michigan (46-71)	2/21/97
4.	.636	Ohio State (49-77)	1/12/16
5.	.632	Ohio State (24-38)	2/8/07

> OPPONENT GAME RECORDS <

Lowest Field Goal Pct.

1.	.198	Army (16-81)	12/8/16
2.	.208	Providence (15-72)	11/19/00
3.	.213	Northwestern (10-47)	2/26/06
4.	.218	Ohio (12-55)	11/17/12
5.	.222	Wisconsin (14-63)	3/5/87

Most 3-Point Field Goals Made

1.	16	South Carolina	12/11/16
	16	Detroit Mercy	12/3/16
	16	Harvard	11/12/16
4.	15	Purdue	1/12/12
5.	13	Done 7 times, MR: Michigan State	2/16/17

Fewest 3-Point Field Goals Made

1.	0	Done 45 times, MR: Charlotte	11/13/13
----	---	------------------------------	----------

Most 3-Point Field Goal Attempts

1.	39	Colorado State	11/30/13
2.	37	Michigan State	2/8/15
3.	36	Creighton	11/16/13
4.	35	Detroit Mercy	12/3/16
	35	Iowa	2/17/15
	35	Central Michigan	12/21/14

Fewest 3-Point Field Goal Attempts

1.	0	Done 13 times, MR: Northwestern	2/2/90
----	---	------------------------------------	--------

Highest 3-Point Field Goal Pct. (Min. 10 attempts)

1.	.750	Purdue (9-12)	2/24/13
2.	.700	Green Bay (7-10)	12/5/99
	.700	Iowa (7-10)	1/28/96
	.700	Western Kentucky (7-10)	12/4/92
5.	.692	Michigan (9-13)	1/2/00

Lowest 3-Point Field Goal Pct. (Min. 10 attempts)

1.	.000	Charlotte (0-13)	11/13/13
	.000	Virginia (0-13)	12/29/03
	.000	Saint Louis (0-10)	12/15/99
4.	.056	Michigan State (1-18)	2/26/09
5.	.063	Kent State (1-16)	12/22/16

Most Free Throws Made

1.	34	Purdue	1/18/04
2.	33	Ohio State	2/24/89
3.	32	Penn State	1/30/05
4.	30	Michigan State	1/11/98
	30	Michigan	3/6/88

Fewest Free Throws Made

1.	0	Indiana	1/18/15
	0	Manhattan	3/23/12
	0	Michigan	1/18/09
	0	Northwestern	1/8/04
5.	1	Done 6 times, MR: UC Riverside	12/22/17

Most Free Throw Attempts

1.	42	Indiana	2/18/16
	42	Ohio State	2/15/01
	42	Ohio State	2/24/89
	42	Wisconsin	2/5/89
	42	Michigan	3/6/88

Fewest Free Throw Attempts

1.	0	Manhattan	3/23/12
	0	Michigan	1/18/09
	0	Northwestern	1/8/04
4.	2	Georgetown	11/18/16
	2	Indiana	1/18/15

Highest Free Throw Pct. (Min. 10 attempts)

1.	1.000	Missouri State (17-17)	11/5/19
	1.000	Iowa (16-16)	2/15/16
	1.000	Purdue (14-14)	3/4/05
	1.000	Michigan (13-13)	1/13/84
	1.000	Maryland (12-12)	2/28/16

Lowest Free Throw Pct. (Min. 10 attempts)

1.	.250	Xavier (3-12)	11/14/18
2.	.267	Marquette (4-15)	11/26/90
3.	.300	Indiana (3-10)	1/27/02
4.	.333	Nebraska (5-15)	1/8/97
	.333	Michigan State (4-12)	2/27/94
	.333	Purdue (8-24)	1/13/89

Most Offensive Rebounds (Since 1987-88)

1.	37	Army	12/8/16
2.	33	Purdue	2/10/91
3.	31	Wisconsin	1/26/97
4.	30	Wisconsin	1/7/08
	30	Wisconsin	2/27/98
	30	Washington State	11/26/88

Fewest Offensive Rebounds (Since 1987-88)

1.	2	Massachusetts	11/29/08
2.	3	Boston College	11/19/17
	3	Wisconsin	1/9/11
	3	Ohio State	1/15/09
	3	Kansas	12/5/04

Most Defensive Rebounds (Since 1987-88)

1.	40	Nebraska	1/4/20
	40	Purdue	1/11/91
3.	39	Nebraska	2/24/15
	39	Georgia Tech	12/13/92
	39	Kansas	12/30/91

Fewest Defensive Rebounds (Since 1987-88)

1.	11	Done 6 times, MR: Penn State	2/28/13
----	----	------------------------------	---------

Most Total Rebounds

1.	64	Auburn	11/29/86
2.	59	Nebraska	12/29/14
3.	58	Baylor	12/4/11
	58	Marquette	12/6/96
	58	Georgia Tech	12/1/93

Fewest Total Rebounds

1.	19	Arkansas-Pine Bluff	11/20/18
	19	Ohio State	3/5/04
	19	Northwestern	2/22/04
	19	Northwestern	2/2/90
5.	20	Saint Francis	3/19/05

Most Assists

1.	34	Michigan State	2/21/16
	34	Northwestern	2/7/16
3.	32	Michigan State	2/7/97
	32	Texas A&M	12/13/95
	32	Northern Illinois	12/17/88

Fewest Assists

1.	2	Florida A&M	11/24/84
	2	Texas San Antonio	11/23/84
3.	3	Illinois	2/2/06
	3	Michigan	1/18/85
5.	4	Purdue	3/7/85
	4	Drake	12/9/84

Most Blocked Shots

1.	13	Iowa	2/18/10
	13	Penn State	2/18/96
	13	Northern Illinois	12/17/88
4.	11	Done 8 times, MR: Ohio State	3/3/18

Fewest Blocked Shots

1.	0	Numerous times, MR: Northwestern	1/31/19
----	---	-------------------------------------	---------

Most Steals

1.	24	Maryland	3/1/20
	24	Michigan State	2/2/96
3.	23	Kansas	12/2/86
4.	22	Done 7 times, MR: Nebraska	1/8/97

Fewest Steals

1.	0	Lehigh	11/11/17
2.	1	Done 6 times, MR: Vermont	11/10/19

Fewest Turnovers

1.	4	Iowa	2/17/15
2.	5	Baylor	12/5/10
3.	6	Nebraska	1/16/14
	6	Washington	3/18/06
5.	7	Done 10 times, MR: Michigan	2/10/20

Most Turnovers

1.	38	Santa Clara	11/16/08
2.	36	Wisconsin	1/9/94
3.	35	North Dakota State	11/24/09
	35	Hawaii	11/25/07
5.	34	Marquette	11/26/90
	34	Northeastern	12/1/89
	34	Illinois	1/18/87
	34	Youngstown State	12/29/83
	34	Illinois-Chicago	12/5/82

All records through 1982-83 season unless noted

RECORDS BY THE HALF

Points in a half

69 (2)	Purdue Fort Wayne	11/23/02
63 (1)	Iowa	1/12/03
62 (1)	Southern	11/25/14
60 (1)	Butler	11/17/01
60 (1)	Ohio	11/17/12

Fewest points in a half

10 (2)	at Purdue	2/12/06
13 (1)	at Purdue	12/28/09
14 (1)	at Wisconsin	1/9/11
14 (1)	at South Carolina	11/29/95
15 (1)	at Kansas	12/30/91
15 (1)	at Iowa	2/23/97
15 (1)	Penn State	1/10/00
15 (2)	Penn State	1/10/00
15 (1)	vs Xavier	11/28/09

Opponent points in a half

66 (1)	Ohio State	1/12/96
61 (2)	at Northern Illinois	12/17/88
61 (1)	Purdue	1/12/90
61 (1)	at Michigan	2/21/97

Fewest opponent points in a half

11 (2)	at Indiana	2/24/05
12 (2)	Detroit	12/2/04
12 (2)	Kansas	12/5/04

Biggest halftime lead:

44 vs. Ohio (60-16), 11/17/12

Biggest halftime deficit:

40 vs. Ohio State (66-26), 1/12/96

Biggest halftime deficit overcome to win:

17 vs. Indiana, 1/29/89 (down 40-23 at half, won 86-85 in overtime)

Biggest halftime lead lost in defeat:

14 vs. Wisconsin (led 44-30 at half, lost 71-63), 1/20/11

RECORDS BY THE QUARTER

Most Gophers team points in a quarter

38	vs. Nebraska, 2/11/16 (Q3)
36	at Ohio State, 1/4/18 (Q4)
35	at Michigan State, 2/21/16 (Q4)
34	vs. Towson, 12/6/15 (Q4)
33	vs. Penn State, 2/11/18 (Q1)
33	vs. Cal Poly, 12/13/17 (Q3)
33	vs. VCU, 11/16/17 (Q1)
33	vs. Lehigh, 11/11/17 (Q1)

Most Gophers team points in 1st quarter

33	vs. Penn State, 2/11/18
33	vs. VCU, 11/16/17
33	vs. Lehigh, 11/11/17
31	vs. Wisconsin, 1/7/17
31	vs. Detroit Mercy, 12/3/16
31	vs. Harvard, 11/12/16

Most Gophers team points in 2nd quarter

32	vs. Wisconsin, 1/18/18
31	vs. Penn State, 2/17/19
31	at Northwestern, 12/28/17
31	at Michigan State, 2/21/16
29	6x, MR: vs. Maryland, 2/18/18

Most Gophers team points in 3rd quarter

38	vs. Nebraska, 2/11/16
33	vs. Cal Poly, 12/13/17
32	vs. Incarnate Word, 12/5/18
31	vs. Seton Hall, 11/20/16
30	vs. Penn State, 3/4/20
30	at Illinois, 1/7/16

Most Gophers team points in 4th quarter

36	at Ohio State, 1/4/18
35	at Michigan State, 2/21/16
34	vs. Towson, 12/6/15
32	vs. VCU, 11/16/17
31	at Illinois, 2/25/18
31	vs. South Dakota, 3/20/16
31	at Kent State, 11/24/15
31	vs. Wofford, 11/13/15

Fewest Gophers team points in a quarter

4	vs. NJIT, 12/28/15 (Q4)
5	vs. Maryland, 3/1/20 (Q4)
5	vs. North Dakota, 12/23/15 (Q2)
6	vs. Maryland, 3/1/20 (Q2)
6	vs. Cornell, 11/23/18/19 (Q4)
6	at Michigan, 1/15/17 (Q2)
6	at Indiana, 1/4/17 (Q1)

Most opponent team points in a quarter

38	Maryland, 3/1/20 (Q3)
37	Michigan State, 2/21/16 (Q1)
35	Michigan, 1/10/16 (Q1)
34	Penn State, 12/28/19 (Q4)
34	North Carolina, 11/25/16 (Q4)

Fewest opponent team points in a quarter

2	Purdue, 2/14/19 (Q4)
2	Kent State, 12/22/16 (Q1)
2	Florida State, 11/30/16 (Q4)
4	Incarnate Word, 12/5/18 (Q1)
4	Wofford, 11/13/15

Gophers team points in 1st quarter

Most: 33, 3x, MR: vs. Penn State, 2/11/18
Fewest: 10, 3x, MR: vs. Indiana, 3/7/19

Gophers team points in 2nd quarter

Most: 32 vs. Wisconsin, 1/18/18
Fewest: 6, vs. Maryland, 3/1/20

Gophers team points in 3rd quarter

Most: 33 vs. Cal Poly, 12/13/17
Fewest: 9, vs. Iowa, 1/14/19

Gophers team points in 4th quarter

Most: 36 at Ohio State, 1/4/18
Fewest: 5, vs. Maryland, 3/1/20

Opponent team points in 1st quarter

Most: 31, North Carolina, 11/29/17
Fewest: 4, Incarnate Word, 12/5/18

Opponent team points in 2nd quarter

Most: 29, 2x, MR: Ohio State, 3/3/18
Fewest: 5, Air Force, 12/2/18

Opponent team points in 3rd quarter

Most: 38, Maryland, 3/1/20
Fewest: 5, Rutgers, 2/2/20

Opponent team points in 4th quarter

Most: 34, Penn State, 12/28/19
Fewest: 2, Purdue, 2/14/19

Gopher Individual: Most Points in a Quarter

23 Rachel Banham vs. Milwaukee, 3/16/16 (Q3)
19 Carlie Wagner vs. Ohio State, 3/3/18 (Q1)
19 Carlie Wagner at Michigan, 1/15/17 (Q4)
18 5x, MR: Destiny Pitts at Ohio State, 1/4/18 (Q4)

Gopher Individual: Most Points in 1st Quarter

19 Carlie Wagner vs. Ohio State, 3/3/18
16 Kenisha Bell vs. Boston College, 11/19/17
16 Rachel Banham vs. Maine, 11/20/15
15 Rachel Banham vs. Northwestern, 1/20/16
13 Destiny Pitts vs. Penn State, 2/17/19
13 Destiny Pitts at Purdue, 2/8/18
13 Carlie Wagner at Georgetown, 12/7/17
13 Mikayla Bailey vs. Stetson, 11/27/15

Gopher Individual: Most Points in 2nd Quarter

18 Rachel Banham at Michigan State, 2/21/16
16 Kenisha Bell vs. Wisconsin, 1/18/18
13 Destiny Pitts at Maryland, 2/21/19
13 Rachel Banham vs. Indiana, 1/17/16
12 7x, MR: Jasmine Powell at Wisconsin, 2/6/20

Gopher Individual: Most Points in 3rd Quarter

23 Rachel Banham vs. Milwaukee, 3/16/16
18 Rachel Banham at Illinois, 1/7/16
16 Rachel Banham at Purdue, 1/14/16
15 Carlie Wagner at Georgetown, 12/7/17
15 Rachel Banham at Maryland, 2/28/16

Gopher Individual: Most Points in 4th Quarter

19 Carlie Wagner at Michigan, 1/15/17
18 Destiny Pitts at Ohio State, 1/4/18
18 Rachel Banham at Northwestern, 2/7/16
18 Rachel Banham vs. Illinois, 1/26/16
17 Rachel Banham at Kent State, 11/24/15

Opponent Individual: most points in a quarter

19 Nia Coffey, Northwestern, 1/20/16 (Q3)
19 Maria Corella, Wofford, 11/13/15 (Q3)
17 Ali Patberg, Indiana, 2/22/20 (Q2)
17 Tyra Buss, Indiana, 2/20/18 (Q4)
16 Megan Gustafson, Iowa, 3/2/18 (Q3)
16 Shatori Walker-Kimbrough, Maryland, 3/3/17 (Q3)

NCAA switched to quarters for the 2015-16 season

MINNESOTA ATTENDANCE RECORDS

PLACE	ATTENDANCE	DATE	OPPONENT	RESULT
1.	14,625	11/9/18	New Hampshire	W, 70-47
2.	14,363	2/8/04	Penn State	W, 74-56
3.	14,203	2/20/05	Wisconsin	W, 84-53
4.	13,817	1/11/04	Iowa	W, 75-61
5.	13,638	1/25/04	Michigan State	L, 69-72
6.	*13,425	3/23/04	Kansas State	W, 80-61
7.	13,222	2/22/04	Northwestern	W, 73-46
	13,222	2/13/05	Purdue	W, 71-49
9.	13,117	1/19/03	Purdue	W, 90-75
10.	12,438	2/23/03	Penn State	W, 73-57
11.	*12,357	3/21/04	UCLA	W, 92-81
12.	12,142	2/24/02	Michigan State	L, 72-80
13.	12,049	2/5/06	Michigan	W, 83-48
14.	11,529	1/29/06	Penn State	W, 77-72
15.	11,389	1/27/02	Indiana	W, 75-60
16.	*11,312	3/19/05	St. Francis (Pa.)	W, 64-33
17.	11,121	1/7/07	Wisconsin	W, 71-53
18.	10,917	1/1/04	Michigan	W, 64-44
19.	10,876	1/15/06	Michigan State	W, 71-58
20.	10,331	1/2/05	Indiana	W, 61-47
21.	10,273	2/26/06	Northwestern	W, 71-33
22.	*10,043	3/21/05	Virginia	W, 73-58
23.	10,033	1/23/05	Illinois	W, 80-68

* NCAA Tournament (Paid attendance only)

Listed are all games with over 10,000 in attendance.

2019-20 NCAA ATTENDANCE RANKINGS

RANK	SCHOOL	HOME ATT.	GAMES	AVG.
1.	South Carolina	183,272	15	12,218
2.	Oregon	162,781	15	10,852
3.	Iowa State	164,730	17	9,690
4.	UConn	133,371	14	9,527
5.	Louisville	128,223	14	9,159
6.	Tennessee	138,324	16	8,645
7.	Baylor	134,791	17	7,929
8.	Notre Dame	115,217	15	7,681
9.	Mississippi State	107,533	14	7,681
10.	Iowa	106,533	15	7,102
11.	Purdue	94,736	15	6,316
12.	Arizona	95,098	16	5,944
13.	Oregon State	100,337	17	5,902
14.	Gonzaga	79,688	14	5,692
15.	Maryland	84,373	15	5,625
16.	Michigan State	74,768	14	5,341
17.	Ohio State	64,319	13	4,948
18.	New Mexico	82,854	17	4,874
19.	Kentucky	80,853	17	4,756
20.	Nebraska	74,750	17	4,397
21.	Texas Tech	77,721	18	4,318
22.	North Carolina State	67,179	16	4,199
23.	Indiana	60,370	15	4,025
24.	Minnesota	66,289	17	3,899
25.	Wisconsin	58,291	15	3,886

PAST MINNESOTA HOME NCAA ATTENDANCE RANKINGS

YEAR	RANK	ATTENDANCE	GAMES	HOME AVERAGE	YEAR	RANK	ATTENDANCE	GAMES	HOME AVERAGE
2001-02	19th	56,677	13	4,360	2014-15	25th	57,696	15	3,846
2002-03	7th	85,804	11	7,800	2015-16	30th	63,496	18	3,528
2003-04	6th	145,545	15	9,703	2016-17	33rd	51,364	16	3,210
2004-05	5th	153,345	17	9,020	2017-18	35th	46,956	15	3,130
2005-06	5th	116,601	14	8,329	2018-19	14th	105,838	19	5,570
2006-07	12th	101,030	17	5,943	2019-20	24th	66,289	17	3,899
2007-08	11th	98,937	15	6,595					
2008-09	14th	87,501	15	5,833					
2009-10	20th	69,557	16	4,347					
2010-11	30th	60,187	17	3,540					
2011-12	40th	53,859	19	2,835					
2012-13	33rd	62,259	19	3,277					
2013-14	38th	55,563	19	2,924					

* Rank based on average attendance; figures since team moved back into Williams Arena (played last five games there in 2001-02 season)



A Williams Arena record crowd of 14,625 saw Lindsay Whalen's debut as head coach against New Hampshire on Nov. 9, 2018.

Points

1.	914	Rachel Banham	2015-16
2.	750	Rachel Banham	2013-14
3.	708	Laura Coenen	1984-85
4.	678	Carol Ann Shudlick	1993-94
5.	667	Lindsay Whalen	2001-02
6.	663	Rachel Banham	2012-13
7.	661	Kenisha Bell	2017-18
8.	639	Lindsay Whalen	2002-03
9.	621	Amanda Zahui B.	2014-15
10.	618	Carlie Wagner	2017-18

Scoring Average

1.	28.6	Rachel Banham (914/32)	2015-16
2.	25.3	Laura Coenen (708/28)	1984-85
3.	24.2	Laura Coenen (581/24)	1982-83
4.	23.4	Carol Ann Shudlick (678/29)	1993-94
5.	22.6	Carol Ann Shudlick (587/26)	1992-93
6.	22.2	Lindsay Whalen (667/30)	2001-02
7.	22.1	Rachel Banham (750/34)	2013-14
8.	20.7	Rachel Banham (663/32)	2012-13
9.	20.6	Lindsay Whalen (639/31)	2002-03
10.	20.5	Lindsay Whalen (554/27)	2003-04

Games with 10+ Points (Since 1981-82)

1.	33	Rachel Banham	2011-12
2.	32	Rachel Banham	2015-16
	32	Carlie Wagner	2015-16
4.	31	Carlie Wagner	2017-18
	31	Rachel Banham	2013-14
	31	Rachel Banham	2012-13
7.	30	Kenisha Bell	2018-19
	30	Kenisha Bell	2017-18
	30	Amanda Zahui B.	2014-15
10.	29	Done 5 times,	
		MR: Kiara Buford	2011-12

* Double digits in every game that season

Games with 20+ Points (Since 1981-82)

1.	30	Rachel Banham	2015-16
2.	23	Laura Coenen	1984-85
3.	22	Rachel Banham	2013-14
4.	21	Kenisha Bell	2017-18
5.	20	Lindsay Whalen	2001-02
	20	Carol Ann Shudlick	1993-94
7.	19	Laura Coenen	1982-83
8.	17	Amanda Zahui B.	2014-15
	17	Lindsay Whalen	2002-03
10.	16	Carlie Wagner	2015-16
	16	Rachel Banham	2012-13
	16	Carol Ann Shudlick	1992-93

Games with 30+ Points (Since 1981-82)

1.	10	Rachel Banham	2015-16
	10	Laura Coenen	1984-85
3.	6	Rachel Banham	2013-14
4.	5	Rachel Banham	2012-13
	5	Carol Ann Shudlick	1993-94
	5	Carol Ann Shudlick	1992-93
7.	4	Kenisha Bell	2017-18
	4	Lindsay Whalen	2003-04
	4	Lindsay Whalen	2001-02
	4	Laura Coenen	1982-83

Games with 40+ Points

1.	3	Rachel Banham	2015-16
2.	1	Lindsay Whalen	2001-02
	1	Carol Ann Shudlick	1993-94
	1	Carol Ann Shudlick	1991-92
	1	Laura Coenen	1984-85
	1	Laura Coenen	1982-83

Games with 50+ Points

1.	2	Rachel Banham	2015-16
----	---	---------------	---------

Games with 60+ Points

1.	1	Rachel Banham	2015-16
----	---	---------------	---------

Field Goals Made

1.	315	Rachel Banham	2015-16
2.	275	Laura Coenen	1984-85
3.	268	Carol Ann Shudlick	1993-94
4.	253	Carol Ann Shudlick	1992-93
5.	252	Rachel Banham	2013-14
6.	251	Laura Coenen	1982-83
7.	245	Lindsay Whalen	2001-02
8.	237	Amanda Zahui B.	2014-15
9.	235	Rachel Banham	2012-13
10.	231	Carlie Wagner	2017-18

Field Goals Attempted

1.	690	Rachel Banham	2015-16
2.	603	Rachel Banham	2013-14
3.	597	Carlie Wagner	2015-16
4.	581	Carlie Wagner	2016-17
5.	542	Carol Ann Shudlick	1993-94
6.	540	Rachel Banham	2012-13
7.	536	Laura Coenen	1984-85
8.	535	Carlie Wagner	2017-18
9.	532	Kenisha Bell	2017-18
10.	528	Kenisha Bell	2018-19

Field Goal Pct. (Min. 100 attempts)

1.	.657	Janel McCarville (155/236)	2002-03
2.	.616	Janel McCarville (212/344)	2003-04
3.	.600	Debbie Hunter (174/290)	1980-81
4.	.598	Jessie Edwards (73/122)	2016-17
5.	.580	Jessie Edwards (76/131)	2015-16
6.	.580	Janel McCarville (138/238)	2001-02
7.	.577	Kim Prince (97/168)	2002-03
8.	.576	Cindy Kuhlman (110/191)	1982-83
9.	.576	Taiye Bello (76/132)	2017-18
10.	.571	Natasha Williams (97/170)	2005-06

Three-Point Field Goals Made

1.	119	Rachel Banham	2015-16
2.	101	Carlie Wagner	2017-18
3.	93	Rachel Banham	2013-14
4.	90	Destiny Pitts	2017-18
5.	82	Carlie Wagner	2016-17
6.	81	Destiny Pitts	2018-19
7.	74	Katie Ohm	2008-09
8.	73	Shannon Schonrock	2004-05
	73	Lindsay Lieser	2001-02
10.	72	Shannon Schonrock	2003-04

Three-Point Field Goal Attempts

1.	305	Rachel Banham	2015-16
2.	261	Carlie Wagner	2016-17
3.	245	Carlie Wagner	2017-18
4.	241	Destiny Pitts	2017-18
5.	230	Destiny Pitts	2018-19
6.	228	Mikayla Bailey	2014-15
7.	221	Rachel Banham	2013-14
8.	209	Cassie VanderHeyden	1999-00
9.	198	Gadiva Hubbard	2017-18
10.	193	Shannon Schonrock	2003-04

Three-Point Field Goal Pct. (Min. 50 attempts)

1.	.597	Corrin Von Wald (40/67)	2002-03
2.	.483	Shannon Bolden (29/60)	2004-05
3.	.459	Destiny Pitts (45/98)	2019-20
4.	.435	Kelly Roysland (30/69)	2005-06
5.	.432	Jodi Olson (32/74)	1988-89
6.	.425	Rachel Banham (54/127)	2011-12
7.	.424	Shannon Schonrock (73/175)	2004-05
8.	.422	Shannon Schonrock (57/135)	2005-06
9.	.421	Rachel Banham (93/221)	2013-14
10.	.414	China Antoine (48/116)	2009-10
	.414	Sarah Schieber (36/87)	1995-96

Free Throws Made

1.	187	Kenisha Bell	2017-18
2.	179	Kenisha Bell	2018-19
3.	165	Rachel Banham	2015-16
4.	158	Laura Coenen	1984-85
5.	157	Linda Roberts	1977-78
6.	155	Lindsay Whalen	2002-03
7.	153	Rachel Banham	2013-14
8.	149	Angie Iverson	1996-97
9.	147	Lindsay Whalen	2001-02
10.	144	Lindsay Whalen	2003-04

Free Throw Attempts

1.	255	Kenisha Bell	2018-19
	255	Kenisha Bell	2017-18
3.	254	Linda Roberts	1977-78
4.	247	Linda Roberts	1980-81
5.	209	Shae Kelley	2014-15
	209	Laura Coenen	1984-85
7.	196	Angie Iverson	1996-97
8.	192	Rachel Banham	2015-16
9.	191	Lindsay Whalen	2001-02
10.	189	Carol Ann Shudlick	1993-94

Free Throw Pct. (Min. 100 attempts)

1.	.895	Rachel Banham (137/153)	2012-13
2.	.874	Rachel Banham (153/175)	2013-14
3.	.859	Rachel Banham (165/192)	2015-16
4.	.847	Lindsay Whalen (155/183)	2002-03
5.	.838	Destiny Pitts (109/130)	2018-19
6.	.836	Emily Fox (107/128)	2007-08
7.	.832	Lindsay Whalen (144/173)	2003-04
8.	.829	Debbie Hunter (97/117)	1982-83
9.	.817	Rachel Banham (94/115)	2011-12
10.	.817	Marty Dahlen (85/104)	1981-82

Total Rebounds

1.	426	Amanda Zahui B.	2014-15
2.	394	Amanda Zahui B.	2013-14
3.	387	Linda Roberts	1977-78
4.	380	Taiye Bello	2018-19
5.	378	Linda Roberts	1978-79
6.	368	Janel McCarville	2003-04
7.	362	Linda Roberts	1980-81
8.	344	Angie Iverson	1996-97
9.	341	Laura Coenen	1984-85
10.	327	Janel McCarville	2004-05
	327	Molly Tadich	1985-86
	327	Laura Coenen	1981-82

Average Rebounds Per Game

1.	15.9	Denise Erstad (270/17)	1974-75
2.	12.9	Amanda Zahui B. (426/33)	2014-15
3.	12.3	Angie Iverson (344/28)	1996-97
4.	12.2	Laura Coenen (341/28)	1984-85
5.	11.9	Taiye Bello (380/32)	2018-19
6.	11.8	Linda Roberts (378/32)	1978-79
7.	11.72	Linda Roberts (387/33)	1977-78
8.	11.68	Molly Tadich (327/28)	1985-86
	11.68	Laura Coenen (327/28)	1981-82
10.	11.6	Amanda Zahui B. (394/34)	2013-14

Offensive Rebounds (Since 1987-88)

1.	152	Taiye Bello	2018-19
2.	143	Angie Iverson	1996-97
3.	127	Amanda Zahui B.	2014-15
	127	Amanda Zahui B.	2013-14
5.	121	Taiye Bello	2017-18
6.	120	Janel McCarville	2003-04
7.	119	Taiye Bello	2019-20
8.	110	Shae Kelley	2014-15
9.	109	Dana Joubert	1990-91
10.	105	Korinne Campbell	2006-07
	105	Ashley Ellis-Milan	2006-07

Defensive Rebounds (Since 1987-88)

1.	299	Amanda Zahui B.	2014-15
2.	267	Amanda Zahui B.	2013-14
3.	258	Janel McCarville	2004-05
4.	248	Janel McCarville	2003-04
5.	228	Taiye Bello	2018-19
6.	201	Angie Iverson	1996-97
7.	199	Shae Kelley	2014-15
8.	192	Janel McCarville	2002-03
9.	190	Destiny Pitts	2017-18
10.	174	Taiye Bello	2019-20

Games with 10+ Rebounds (Since 1981-82)

1.	25	Amanda Zahui B.	2014-15
2.	24	Amanda Zahui B.	2013-14
3.	21	Molly Tadich	1985-86
4.	20	Janel McCarville	2003-04
5.	19	Taiye Bello	2018-19
	19	Angie Iverson	1996-97
	19	Laura Coenen	1984-85
8.	18	Janel McCarville	2004-05
	18	Laura Coenen	1981-82
10.	17	Taiye Bello	2019-20

Games with 20+ Rebounds

1.	4	Amanda Zahui B.	2014-15
2.	3	Laura Coenen	1984-85
3.	1	Taiye Bello	2019-20
	1	Taiye Bello	2018-19
	1	Angie Iverson	1996-97
	1	Molly Tadich	1986-87
	1	Molly Tadich	1983-84
	1	Laura Coenen	1981-82
	1	Mary Manderfeld	1980-81
	1	Mary Manderfeld	1979-80
	1	Linda Roberts	1977-78

Assists

1.	241	Debbie Hunter	1980-81
2.	224	Shayne Mullaney	2014-15
3.	223	Kenisha Bell	2017-18
4.	192	Lindsay Whalen	2002-03
5.	174	Debbie Hunter	1982-83
6.	159	Lindsay Whalen	2001-02
7.	152	Brittany McCoy	2009-10
8.	148	Kenisha Bell	2016-17
9.	145	Lindsay Whalen	2003-04
10.	140	Kenisha Bell	2018-19

Assists Per Game

1.	7.5	Shayne Mullaney (224/30)	2014-15
2.	6.9	Debbie Hunter (241/35)	1980-81
3.	6.8	Kenisha Bell (223/33)	2017-18
4.	6.4	Debbie Hunter (174/27)	1982-83
5.	6.2	Lindsay Whalen (192/31)	2002-03
6.	5.38	Ozlem Piroglu (113/21)	2000-01
7.	5.37	Lindsay Whalen (145/27)	2003-04
8.	5.3	Lindsay Whalen (159/30)	2001-02
9.	5.2	Lea Blackwell (136/26)	1988-89
10.	4.9	Kenisha Bell (148/30)	2016-17

Games with 10+ Assists (Since 1981-82)

1.	6	Shayne Mullaney	2014-15
2.	5	Debbie Hunter	1982-83
3.	4	Kenisha Bell	2017-18
	4	Nikki Coates	1993-94
5.	3	Lindsay Whalen	2002-03
	3	Ozlem Piroglu	2000-01
7.	2	Done 6 times, MR: Kenisha Bell	2018-19

Steals

1.	139	Debbie Hunter	1980-81
2.	120	Debbie Hunter	1982-83
3.	98	Janel McCarville	2003-04
4.	96	Debbie Hunter	1981-82
5.	93	Laura Coenen	1982-83
6.	89	Laura Coenen	1981-82
7.	85	Kenisha Bell	2017-18
8.	84	Corrin Von Wald	2002-03
9.	81	Emily Fox	2007-08
	81	Lindsay Whalen	2001-02

Steals Per Game (Since 1976-77)

1.	4.4	Debbie Hunter (120/27)	1982-83
2.	4.0	Debbie Hunter (139/35)	1980-81
3.	3.9	Laura Coenen (93/24)	1982-83
4.	3.4	Debbie Hunter (96/28)	1981-82
5.	3.2	Laura Coenen (89/28)	1981-82
6.	2.9	Janel McCarville (98/34)	2003-04
7.	2.73	Rachel Gaugert (60/22)	1977-78
8.	2.71	Corrin Von Wald (84/31)	2002-03
9.	2.70	Lindsay Whalen (81/30)	2001-02
10.	2.6	Kenisha Bell (85/33)	2017-18

Blocked Shots

1.	135	Amanda Zahui B.	2014-15
2.	105	Amanda Zahui B.	2013-14
3.	73	Mary Manderfeld	1980-81
4.	67	Janel McCarville	2004-05
5.	65	Janel McCarville	2003-04
6.	56	Molly Tadich	1984-85
	56	Mary Manderfeld	1979-80
8.	54	Molly Tadich	1983-84
9.	49	Taiye Bello	2019-20
	49	Taiye Bello	2018-19

Blocked Shots Per Game

1.	4.09	Amanda Zahui B. (135/33)	2014-15
2.	3.09	Amanda Zahui B. (105/34)	2013-14
3.	2.09	Janel McCarville (67/32)	2004-05
4.	2.09	Mary Manderfeld (73/35)	1980-81
5.	2.07	Molly Tadich (56/27)	1984-85
6.	2.00	Molly Tadich (54/27)	1983-84
7.	1.93	Mary Manderfeld (56/29)	1979-80
8.	1.91	Janel McCarville (65/34)	2003-04
9.	1.83	Kim Bell (44/24)	1999-00
10.	1.75	Kim Bell (42/24)	1998-99

Double-Doubles (Total; Since 1981-82)

1.	~24	Amanda Zahui B.	2014-15
2.	19	Molly Tadich	1985-86
	19	Laura Coenen	1984-85
4.	*18	Amanda Zahui B.	2013-14
	18	Angie Iverson	1996-97
6.	*17	Janel McCarville	2003-04
	17	Laura Coenen	1981-82
8.	16	Janel McCarville	2004-05
9.	14	Shae Kelley	2014-15
10.	12	Taiye Bello	2019-20
	12	Molly Tadich	1984-85
	12	Molly Tadich	1983-84

* Includes one triple-double
~ Includes two triple-doubles

Double-Doubles (Pts. + Rebs., Since 1981-82)

1.	24	Amanda Zahui B.	2014-15
2.	19	Molly Tadich	1985-86
	19	Laura Coenen	1984-85
4.	18	Amanda Zahui B.	2013-14
	18	Angie Iverson	1996-97
6.	17	Janel McCarville	2003-04
	17	Laura Coenen	1981-82
8.	16	Janel McCarville	2004-05
9.	14	Shae Kelley	2014-15
10.	12	Taiye Bello	2019-20
	12	Molly Tadich	1984-85
	12	Molly Tadich	1983-84

Double-Doubles (Pts. + Asst., Since 1981-82)

1.	5	Debbie Hunter	1982-83
2.	4	Kenisha Bell	2017-18
3.	3	Lindsay Whalen	2002-03
	3	Ozlem Piroglu	2000-01
5.	2	Kenisha Bell	2018-19
	2	Emily Fox	2006-07
	2	Lindsay Whalen	2001-02
	2	Erin Olson	1999-00
9.	1	Done 10 times; MR: Kenisha Bell	2016-17

Triple-Doubles

1.	2	Amanda Zahui B.	2014-15
2.	1	Amanda Zahui B.	2012-13
	1	Janel McCarville	2003-04
	1	Carol Peterka	1983-84
	1	Debbie Hunter	1980-81

All records since 1977-78 season unless noted

Games Played

1.	36	Rachel Banham	2011-12
2.	34	Amanda Zahui B.	2013-14
	34	Jamie Broback	2003-04
	34	Kelly Roysland	2003-04
	34	Joan Kowalsky	1977-78

Games Started (Since 1980-81)

1.	36	Rachel Banham	2011-12
2.	34	Amanda Zahui B.	2013-14
3.	33	Brittany McCoy	2006-07
4.	32	Jackie Voigt	2008-09
5.	30	Sara Scalia	2019-20
	30	Destiny Pitts	2017-18
	30	Ashley Ellis-Milan	2006-07

Minutes Played (Since 1980-81)

1.	1,213	Rachel Banham	2011-12
2.	1,067	Carlie Wagner	2014-15
3.	1,030	Brittany McCoy	2006-07
4.	1,015	Amanda Zahui B.	2013-14
5.	1,014	Destiny Pitts	2017-18

Minutes Per Game (Min. 20 games; Since 1980-81)

1.	35.8	Lindsay Whalen (895/25)	2000-01
2.	33.7	Rachel Banham (1213/36)	2011-12
3.	32.33	Carlie Wagner (1067/33)	2014-15
4.	32.32	Sara Scalia (1002/31)	2019-20
5.	31.9	Laura Coenen (893/28)	1981-82

Points

1.	580	Rachel Banham	2011-12
2.	514	Amanda Zahui B.	2013-14
3.	475	Linda Roberts	1977-78
4.	456	Laura Coenen	1981-82
5.	453	Laura Gardner	1978-79

Scoring Average (Min. 20 games)

1.	17.0	Lindsay Whalen (425/25)	2000-01
2.	16.3	Laura Coenen (456/28)	1981-82
3.	16.1	Rachel Banham (580/36)	2011-12
4.	15.1	Amanda Zahui B. (514/34)	2013-14
5.	14.4	Linda Roberts (475/33)	1977-78

Field Goals Made

1.	216	Rachel Banham	2011-12
2.	213	Amanda Zahui B.	2013-14
3.	208	Laura Gardner	1978-79
4.	189	Laura Coenen	1981-82
5.	175	Joan Kowalsky	1977-78

Field Goals Attempted

1.	515	Rachel Banham	2011-12
2.	435	Laura Gardner	1978-79
3.	425	Joan Kowalsky	1977-78
4.	396	Carlie Wagner	2014-15
5.	394	Linda Roberts	1977-78

Field Goal Pct. (Min. 100 attempts)

1.	.580	Janel McCarville (138/238)	2001-02
2.	.543	Amanda Zahui B. (213/392)	2013-14
3.	.538	Tanisha Gilbert (77/143)	2000-01
4.	.490	Laura Coenen (189/385)	1981-82
5.	.481	Theresa LeCuyer (50/104)	1997-98

3-Point Field Goals Made

1.	90	Destiny Pitts	2017-18
2.	66	Lindsay Lieser	1999-00
3.	64	Carlie Wagner	2014-15
4.	59	Sara Scalia	2019-20
5.	56	Cassie VanderHeyden	1998-99

3-Point Field Goal Attempts

1.	241	Destiny Pitts	2017-18
2.	192	Carlie Wagner	2014-15
3.	172	Lindsay Lieser	1999-00
4.	168	Cassie VanderHeyden	1998-99
5.	160	Sara Scalia	2019-20

3-Point Field Goal Pct. (Min. 40 attempts)

1.	.425	Rachel Banham (54/127)	2011-12
2.	.405	Shayne Mullaney (17/42)	2012-13
3.	.384	Lindsay Lieser (66/172)	1999-00
4.	.373	Destiny Pitts (90/241)	2017-18
5.	.369	Sara Scalia (59/160)	2019-20

Free Throws Made

1.	157	Linda Roberts	1977-78
2.	115	Janel McCarville	2001-02
3.	111	Lindsay Whalen	2000-01
4.	99	Jasmine Powell	2019-20
	99	Ashley Ellis-Milan	2006-07

Free Throw Attempts

1.	254	Linda Roberts	1977-78
2.	157	Janel McCarville	2001-02
3.	151	Lindsay Whalen	2000-01
4.	145	Ashley Ellis-Milan	2006-07
5.	133	Amanda Zahui B.	2013-14

Free Throw Pct. (Min. 40 attempts)

1.	.867	Shayne Mullaney (39/45)	2012-13
2.	.864	Destiny Pitts (70/81)	2017-18
3.	.830	Jackie Tate (44/53)	1998-99
	.830	Lori Lawler (44/53)	1991-92
5.	.822	Sara Scalia (37/45)	2019-20

Total Rebounds

1.	394	Amanda Zahui B.	2013-14
2.	387	Linda Roberts	1977-78
3.	327	Laura Coenen	1981-82
4.	289	Molly Tadich	1983-84
5.	250	Laura Gardner	1978-79

Average Rebounds Per Game (Min. 20 games)

1.	11.72	Linda Roberts (387/33)	1977-78
2.	11.68	Laura Coenen (327/28)	1981-82
3.	11.6	Amanda Zahui B. (394/34)	2013-14
4.	10.7	Molly Tadich (289/27)	1983-84
5.	8.0	Janel McCarville (241/30)	2001-02

Offensive Rebounds (Since 1987-88)

1.	127	Amanda Zahui B.	2013-14
2.	105	Ashley Ellis-Milan	2006-07
	105	Korinne Campbell	2006-07
4.	94	Janel McCarville	2001-02
5.	77	Jackie Voigt	2008-09

Defensive Rebounds (Since 1987-88)

1.	267	Amanda Zahui B.	2013-14
2.	190	Destiny Pitts	2017-18
3.	148	Rachel Banham	2011-12
4.	147	Janel McCarville	2001-02
5.	132	Ashley Ellis-Milan	2006-07

Assists

1.	106	Joan Kowalsky	1977-78
2.	105	Brittany McCoy	2006-07
3.	97	Rachel Banham	2011-12
4.	96	Jasmine Powell	2019-20
5.	95	Shayne Mullaney	2012-13

Steals

1.	89	Laura Coenen	1981-82
2.	72	Joan Kowalsky	1977-78
3.	65	Kiauna Burns	1996-97
4.	59	Yvonne McDonald	1976-77
5.	58	Rachel Banham	2011-12
	58	Debbie Hunter	1979-80

Blocked Shots

1.	105	Amanda Zahui B.	2013-14
2.	54	Molly Tadich	1983-84
3.	44	Linda Roberts	1977-78
4.	42	Kim Bell	1998-99
5.	39	Laura Coenen	1981-82

All records Since 1977-78 season unless noted



Amanda Zahui B. holds Minnesota freshman records for offensive rebounds, defensive rebounds, total rebounds and blocks.

Games Played

1.	18	Done 107 times, MR: Masha Adashchyk, Gadiva Hubbard, Jasmine Powell and Sara Scalia	2019-20
----	----	---	---------

Games Started

1.	18	Done 50 times, MR: Gadiva Hubbard and Sara Scalia	2019-20
----	----	---	---------

Minutes Played

1.	678	Charlie Wagner	2015-16
2.	670	Molly Tadich	1985-86
3.	669	Destiny Pitts	2018-19
4.	668	Shayne Mullaney	2014-15
5.	667	Charlie Wagner	2014-15

Minutes Per Game

1.	38.4	Rachel Banham (615/16)	2013-14
2.	38.3	Sari Noga (613/16)	2013-14
3.	38.1	Erin Olson (609/16)	1999-00
4.	37.9	Charlie Wagner (607/16)	2016-17
5.	37.7	Charlie Wagner (678/18)	2015-16

Points

1.	\$549	Rachel Banham	2015-16
2.	452	Laura Coenen	1984-85
3.	401	Carol Ann Shudlick	1993-94
4.	390	Carol Ann Shudlick	1992-93
5.	373	Rachel Banham	2013-14

Scoring Average

1.	\$30.5	Rachel Banham (549/18)	2015-16
2.	25.1	Laura Coenen (452/18)	1984-85
3.	24.4	Laura Coenen (366/15)	1982-83
4.	23.3	Rachel Banham (373/16)	2013-14
5.	22.8	Lindsay Whalen (364/16)	2001-02

Field Goals Made

1.	192	Rachel Banham	2015-16
2.	174	Laura Coenen	1984-85
3.	167	Carol Ann Shudlick	1992-93
4.	163	Carol Ann Shudlick	1993-94
5.	155	Laura Coenen	1982-83

Field Goals Attempted

1.	400	Rachel Banham	2015-16
2.	347	Charlie Wagner	2015-16
3.	333	Laura Coenen (82/136)	1984-85
4.	331	Carol Ann Shudlick	1993-94
5.	322	Rachel Banham	2013-14

Field Goal Pct. (Min. 50 attempts)

1.	.686	Janel McCarville (94/137)	2002-03
2.	.635	Natasha Williams (54/85)	2005-06
3.	.603	Laura Coenen (82/136)	1982-83
4.	.600	Allina Starr (30/50)	2015-16
5.	.591	Janel McCarville (88/149)	2001-02

3-Point Field Goals Made

1.	\$75	Rachel Banham	2015-16
2.	48	Destiny Pitts	2018-19
	48	Destiny Pitts	2017-18
	48	Charlie Wagner	2017-18
5.	46	Shannon Loeblein	1994-95

3-Point Field Goal Attempts

1.	169	Rachel Banham	2015-16
2.	137	Mikayla Bailey	2014-15
3.	134	Destiny Pitts	2018-19
4.	131	Destiny Pitts	2017-18
5.	129	Charlie Wagner	2016-17

3-Point Field Goal Pct. (Min. 50 attempts)

1.	\$.635	Corrin Von Wald (33/52)	2002-03
2.	.492	Rachel Banham (31/63)	2012-13
3.	.490	Jodi Olson (25/51)	1988-89
4.	.466	Shannon Schonrock (34/73)	2005-06
5.	.462	Katie Ohm (42/91)	2007-08

Free Throws Made

1.	104	Laura Coenen	1984-85
2.	96	Kenisha Bell	2018-19
3.	90	Rachel Banham	2015-16
4.	85	Rachel Banham	2013-14
	85	Angie Iverson	1996-97

Free Throw Attempts

1.	136	Kenisha Bell	2018-19
2.	131	Laura Coenen	1984-85
3.	115	Kenisha Bell	2017-18
4.	114	Lindsay Whalen	2001-02
	114	Ellen Kramer	1989-90

Free Throw Pct. (Min. 50 attempts)

1.	.893	Rachel Banham (75/84)	2012-13
2.	.887	Ashley Ellis-Milan (65/87)	2006-07
3.	.885	Rachel Banham (85/96)	2013-14
4.	.859	Charlie Wagner (61/71)	2015-16
5.	.855	Mary Dessen (59/69)	1983-84

Total Rebounds

1.	\$256	Amanda Zahui B.	2014-15
2.	212	Taiye Bello	2018-19
3.	203	Laura Coenen	1984-85
4.	199	Molly Tadich	1985-86
5.	196	Molly Tadich	1983-84

Average Rebounds Per Game

1.	\$14.2	Amanda Zahui B. (256/18)	2014-15
2.	11.8	Taiye Bello (212/18)	2018-19
3.	11.6	Angie Iverson (186/16)	1996-97
4.	11.5	Amanda Zahui B. (184/16)	2013-14
5.	11.3	Laura Coenen (203/18)	1984-85

Offensive Rebounds (Since 1987-88)

1.	84	Taiye Bello	2018-19
2.	78	Angie Iverson	1996-97
3.	75	Amanda Zahui B.	2014-15
4.	68	Taiye Bello	2017-18
5.	64	Amanda Zahui B.	2013-14
	64	Dana Joubert	1990-91

Defensive Rebounds (Since 1987-88)

1.	181	Amanda Zahui B.	2014-15
2.	145	Janel McCarville	2004-05
3.	128	Taiye Bello	2018-19
4.	120	Amanda Zahui B.	2013-14
5.	115	Shae Kelley	2014-15

Assists

1.	152	Shayne Mullaney	2014-15
2.	111	Kenisha Bell	2017-18
	111	Debbie Hunter	1982-83
4.	98	Lea Blackwell	1988-89
5.	97	Brittany McCoy	2009-10
	97	Lindsay Whalen	2001-02

Assists Per Game

1.	8.4	Shayne Mullaney (152/18)	2014-15
2.	6.9	Kenisha Bell (111/16)	2017-18
3.	6.4	Ozlem Piroglu (64/10)	2000-01
4.	6.2	Debbie Hunter (111/18)	1982-83
5.	6.1	Lindsay Whalen (97/16)	2001-02

Steals

1.	74	Debbie Hunter	1982-83
2.	54	Laura Coenen	1982-83
3.	52	Emily Fox	2007-08
4.	50	Kenisha Bell	2017-18
5.	48	Laura Coenen	1984-85

Steals Per Game

1.	4.1	Debbie Hunter (74/18)	1982-83
2.	3.6	Laura Coenen (54/15)	1982-83
3.	3.1	Kenisha Bell (50/16)	2017-18
4.	2.89	Emily Fox (52/18)	2007-08
5.	2.88	Janel McCarville (46/16)	2003-04

Blocked Shots

1.	71	Amanda Zahui B.	2014-15
2.	43	Molly Tadich	1984-85
3.	41	Molly Tadich	1983-84
4.	37	Amanda Zahui B.	2013-14
5.	34	Molly Tadich	1985-86

Blocked Shots Per Game

1.	3.9	Amanda Zahui B. (71/18)	2014-15
2.	2.5	Molly Tadich (43/17)	1984-85
3.	2.31	Amanda Zahui B. (37/16)	2013-14
4.	2.28	Molly Tadich (41/18)	1983-84
5.	1.9	Molly Tadich (34/18)	1985-86

\$ - Big Ten Record | All records since 1982-83 season unless noted



Rachel Banham set a Big Ten record when she averaged 30.5 points per game in league play during the 2015-16 season.

Wins (All 20-win seasons listed; Since 1973-74)

1.	28	1980-81
2.	26	2004-05
3.	25	2003-04
	25	2002-03
5.	24	2017-18
	24	1977-78
7.	23	2014-15
8.	22	2013-14
	22	2001-02
10.	21	2018-19
11.	20	2015-16
	20	2008-09
	20	2007-08
	20	1982-83

Winning Percentage (Since 1973-74)

1.	.806 (25-6)	2002-03
2.	.800 (28-7)	1980-81
3.	.765 (26-8)	2004-05
4.	.741 (20-7)	1982-83
5.	.735 (25-9)	2003-04
6.	.733 (22-8)	2001-02
7.	.727 (24-9)	2017-18
8.	.706 (24-10)	1977-78
9.	.697 (23-10)	2014-15
10.	.656 (21-10)	2018-19

Big Ten Wins

1.	13	1984-85
	13	1982-83
3.	12	2004-05
	12	2002-03
5.	11	Done 7 times; MR: 2017-18

Big Ten Winning Percentage

1.	.750 (12-4)	2004-05
	.750 (12-4)	2002-03
3.	.722 (13-5)	1984-85
	.722 (13-5)	1982-83
5.	.688 (11-5)	2017-18
	.688 (11-5)	2005-06
	.688 (11-5)	2001-02
8.	.611 (11-7)	2015-16
	.611 (11-7)	2014-15
	.611 (11-7)	2008-09
	.611 (11-7)	2007-08

Regular Season Non-Conference Wins (Since 1982-83)

1.	11	2018-19
	11	2017-18
	11	2014-15
	11	2013-14
	11	2012-13
	11	2003-04
	11	2002-03
8.	10	2019-20
	10	2004-05
	10	2001-02

Regular Season Non-Conference Winning Pct. (Since 1982-83)

1.	1.000 (11-0)	2018-19
	1.000 (11-0)	2003-04
	1.000 (11-0)	2002-03
4.	.917 (11-1)	2014-15
5.	.909 (10-1)	2019-20
	.909 (10-1)	2001-02
7.	.846 (11-2)	2017-18
8.	.818 (9-2)	2004-05
9.	.786 (11-3)	2013-14
	.786 (11-3)	2012-13

Home Wins (Since 1973-74)

1.	15	2018-19
	15	2015-16
	15	2013-14
	15	2011-12
	15	2004-05
6.	13	Done 5 times, MR: 2017-18

Home Winning Percentage (Since 1973-74)

1.	1.000 (11-0)	2002-03
	1.000 (10-0)	1977-78
3.	.929 (13-1)	1982-83
4.	.900 (9-1)	1979-80
5.	.882 (15-2)	2004-05
6.	.867 (13-2)	2017-18
	.867 (13-2)	2014-15
	.867 (13-2)	2003-04
	.867 (13-2)	1980-81
10.	.857 (12-2)	2005-06
	.857 (12-2)	2001-02
	.857 (6-1)	1981-82

Road Wins (Since 1973-74)

1.	13	1977-78
2.	12	2002-03
3.	9	1982-83
	9	1980-81
5.	8	2017-18
	8	2004-05
7.	7	Done 8 times, MR: 2014-15

Road Winning Percentage (Since 1973-74)

1.	.750 (12-4)	2002-03
2.	.692 (9-4)	1980-81
3.	.667 (8-4)	2004-05
4.	.643 (9-5)	1982-83
5.	.636 (7-4)	2001-02
6.	.619 (13-8)	1977-78
7.	.583 (7-5)	2014-15
8.	.571 (8-6)	2017-18
9.	.545 (6-5)	2003-04
	.545 (6-5)	1992-93

Points

1.	2803	2017-18
2.	2730	1980-81
3.	2676	2015-16
4.	2514	2014-15
5.	2432	2003-04
6.	2423	2011-12
7.	2415	1977-78
8.	2412	2002-03
9.	2406	2013-14
10.	2390	2001-02

Points Per Game

1.	84.9 (2803/33)	2017-18
2.	83.6 (2676/32)	2015-16
3.	80.2 (2166/27)	1982-83
4.	79.7 (2390/30)	2001-02
5.	78.0 (2730/35)	1980-81
6.	77.8 (2412/31)	2002-03
7.	76.8 (2226/29)	1993-94
8.	76.2 (2514/33)	2014-15
9.	75.7 (2194/29)	1979-80
10.	73.9 (2068/28)	1988-89

3-Point Field Goal Attempts (Since 1987-88)

1.	824	2015-16
2.	796	2017-18
3.	668	2014-15
4.	653	2019-20
5.	629	2016-17
6.	540	2008-09
7.	534	2009-10
8.	494	2013-14
9.	483	2018-19
10.	482	1999-00

Field Goals Made

1.	1120	1980-81
2.	1017	1977-78
3.	1003	1978-79
4.	997	2017-18
5.	986	2015-16
6.	920	2014-15
7.	913	1979-80
8.	904	2013-14
9.	894	2002-03
10.	893	2001-02

3-Point Field Goal Pct. (Since 1987-88)

1.	.399 (77-193)	1988-89
2.	.393 (194-494)	2013-14
3.	.379 (114-301)	2007-08
4.	.3762 (120-319)	2001-02
5.	.3760 (47-125)	1989-90
6.	.3755 (175-466)	2004-05
7.	.373 (297-796)	2017-18
8.	.370 (138-373)	2002-03
9.	.365 (161-441)	2005-06
10.	.364 (238-653)	2019-20

Field Goal Attempts

1.	2425	1977-78
2.	2353	1980-81
3.	2304	2017-18
4.	2291	2015-16
5.	2254	1978-79
6.	2145	2014-15
7.	2094	2011-12
8.	2060	1979-80
9.	2045	2016-17
10.	2018	2013-14

Free Throws Made

1.	545	2011-12
2.	523	2003-04
3.	515	2018-19
4.	512	2017-18
5.	490	2006-07
	490	1980-81
7.	486	2002-03
8.	485	2004-05
9.	484	2001-02
10.	465	2007-08

Field Goal Percentage

1.	.507 (894-1762)	2002-03
2.	.500 (883-1766)	1982-83
3.	.493 (893-1810)	2001-02
4.	.482 (875-1817)	2003-04
5.	.476 (1120-2353)	1980-81
6.	.466 (824-1768)	2004-05
7.	.459 (855-1864)	1993-94
8.	.455 (786-1727)	1984-85
9.	.449 (738-1645)	1983-84
10.	.448 (904-2018)	2013-14

Free Throw Attempts

1.	792	1980-81
2.	741	2011-12
3.	726	2006-07
4.	725	2018-19
5.	705	2003-04
6.	683	1988-89
7.	682	2017-18
8.	679	2007-08
9.	661	2001-02
10.	653	1977-78

3-Point Field Goals Made (Since 1987-88)

1.	297	2017-18
2.	292	2015-16
3.	238	2019-20
4.	214	2014-15
5.	203	2016-17
6.	194	2013-14
7.	184	2008-09
8.	180	2009-10
9.	175	2004-05
10.	161	2005-06

Free Throw Percentage

1.	.763 (431-565)	2009-10
2.	.761 (455-598)	2012-13
3.	.760 (412-542)	2015-16
4.	.757 (486-642)	2002-03
5.	.754 (410-544)	2019-20
6.	.7509 (404-538)	2013-14
7.	.7507 (512-682)	2017-18
8.	.745 (485-651)	2004-05
9.	.742 (523-705)	2003-04
10.	.735 (545-741)	2011-12

Rebounds

1.	1644	1980-81
2.	1616	1977-78
3.	1465	2011-12
4.	1461	2014-15
5.	1405	2017-18
6.	1402	1978-79
7.	1373	2015-16
8.	1372	2013-14
9.	1353	2016-17
10.	1333	2006-07

Assist-to-Turnover Ratio

1.	1.31 (540/412)	2017-18
2.	1.16 (490/422)	2015-16
3.	1.12 (582/519)	2014-15
4.	1.09 (558/513)	2002-03
5.	1.054 (545/517)	2013-14
6.	1.045 (556/532)	2003-04
7.	1.04 (506/488)	1993-94
8.	0.96 (551/575)	2004-05
9.	0.94 (429/458)	2005-06
10.	0.93 (524/564)	2001-02

Rebounds Per Game

1.	47.5 (1616/32)	1977-78
2.	47.0 (1644/35)	1980-81
3.	44.3 (1461/33)	2014-15
4.	43.8 (1402/32)	1978-79
5.	43.6 (1353/31)	2016-17
6.	43.4 (1216/28)	1985-86
7.	42.9 (1373/32)	2015-16
8.	42.7 (1195/28)	1984-85
9.	42.6 (1405/33)	2017-18
10.	42.3 (1141/27)	1994-95
	42.3 (1141/27)	1982-83

Blocks (Since 1977-78)

1.	221	1980-81
2.	195	2014-15
3.	176	2013-14
4.	137	1979-80
5.	136	1981-82
6.	122	2004-05
7.	120	1983-84
8.	119	2003-04
	119	1984-85
10.	117	2012-13

Assists

1.	661	1980-81
2.	582	2014-15
3.	558	2002-03
4.	556	2003-04
5.	551	2004-05
6.	545	2013-14
7.	540	2017-18
8.	524	2001-02
9.	506	1993-94
10.	490	2015-16

Steals

1.	527	1980-81
2.	436	1979-80
3.	386	1981-82
4.	384	1977-78
5.	338	1982-83
6.	331	1976-77
7.	321	2002-03
8.	316	2001-02
9.	307	2011-12
10.	303	2006-07

Points Allowed (Since 1974-75)

1.	998	1974-75
2.	1302	1975-76
3.	1608	1976-77
4.	1782	2005-06
5.	1819	1994-95
6.	1844	1999-00
7.	1845	2009-10
8.	1855	1981-82
9.	1856	1998-99
10.	1879	2004-05

Fewest Turnovers

1.	412	2017-18
2.	422	2015-16
3.	445	2019-20
4.	458	2005-06
5.	488	1993-94
6.	492	2018-19
	492	1992-93
8.	495	2012-13
9.	497	2016-17
10.	513	2002-03
11.	515	2008-09

Points Per Game Allowed (Since 1974-75)

1.	52.1 (1302/25)	1975-76
2.	52.5 (998/19)	1974-75
3.	55.3 (1879/34)	2004-05
4.	55.4 (1608/29)	1976-77
5.	59.7 (2029/34)	2003-04
6.	59.8 (1912/32)	2008-09
7.	60.5 (1935/32)	2018-19
8.	61.4 (1782/29)	2005-06
9.	61.5 (1845/30)	2009-10
10.	62.3 (2243/36)	2011-12

Fewest Turnovers Per Game (Since 1976-77)

1.	12.5 (412/33)	2017-18
2.	13.2 (422/32)	2015-16
3.	14.4 (445/31)	2019-20
4.	14.8 (517/35)	2013-14
5.	15.4 (492/32)	2018-19
6.	15.5 (495/32)	2012-13
7.	15.6 (532/34)	2003-04
8.	15.7 (519/33)	2014-15
9.	15.8 (458/29)	2005-06
10.	16.0 (497/31)	2016-17

» TEAM SEASON RECORDS «

Opponent Field Goal Pct. (Since 1977-78)

1.	.369 (806-2186)	2013-14
2.	.375 (794-2117)	2011-12
3.	.381 (696-1828)	2004-05
4.	.388 (906-2335)	2014-15
5.	.393 (736-1875)	2018-19
6.	.396 (689-1740)	1994-95
7.	.398 (728-1831)	2012-13
8.	.398 (690-1733)	2010-11
9.	.400 (653-1631)	2009-10
10.	.402 (880-2190)	2016-17

Home Winning Streak (Since 1973-74)

1.	19	11/23/02-1/15/04
2.	14	2/23/80-3/14/81
3.	12	1/6/82-2/6/83
	12	12/2/77-1/3/79
5.	11	2/27/14-12/29/14
6.	10	11/9/18-12/28/18
	10	2/13/12-11/18/12
	10	2/20/05-1/5/06
	10	3/10/93-2/18/94
10.	8	1/17/16-3/16/16
	8	2/8/15-12/12/15

One-Loss Start (Since 1973-74)

1.	15-1	2003-04
	15-1	2002-03
3.	14-1	2014-15
4.	12-1	2018-19
5.	11-1	2019-20
6.	9-1	2017-18
	9-1	2001-02
8.	8-1	2008-09
	8-1	2004-05
10.	7-1	2013-14
	7-1	2007-08
	7-1	1982-83

Opponent 3-Point Percentage (Since 1987-88)

1.	.281 (105/374)	1994-95
2.	.288 (111/385)	2004-05
3.	.289 (150/519)	2006-07
4.	.294 (35/119)	1988-89
5.	.295 (120/407)	1996-97
6.	.306 (236/770)	2013-14
7.	.307 (225/734)	2015-16
8.	.309 (169/547)	2010-11
9.	.310 (81/261)	1992-93
10.	.312 (163/522)	2018-19

Road Winning Streak (Since 1973-74)

1.	11	1/14/78-2/18/78
2.	9	2/9/03-1/8/04
3.	7	11/27/02-12/30/02
4.	6	11/23/14-1/15/15
	6	12/23/80-2/21/81
6.	5	11/28/04-1/13/05
7.	4	Done 6 times; MR: 12/4/19-12/28/19

Big Ten Winning Streak (Since 1982-83)

1.	11	2/9/03-1/15/04
2.	6	1/31/19-2/17/19
	6	1/15/06-2/5/06
	6	2/20/05-1/9/06
	6	1/27/02-2/14/02
	6	3/6/83-1/13/84
7.	5	Done 8 times; MR: 2/8/15-2/21/15

Big Ten Home Winning Streak (Since 1982-83)

1.	11	1/2/03-1/15/04
2.	7	1/17/16-2/24/16
	7	2/28/08-2/8/09
	7	1/3/02-2/21/02
5.	6	1/7/18-2/18/18
	6	1/28/15-1/3/16
	6	3/10/93-2/18/94
	6	2/27/83-1/20/84
9.	5	1/13/08-2/10/08
	5	12/30/04-2/3/05
	5	1/14/83-2/6/83

Big Ten Road Winning Streak (Since 1982-83)

1.	6	2/24/05-2/2/06
2.	5	2/9/03-1/8/04
3.	4	3/8/84-1/6/85
4.	3	Done 6 times; MR: 1/31/19-2/14/19

Undefeated Start (Since 1973-74)

1.	15-0	2003-04
2.	12-0	2018-19
	12-0	2002-03
4.	7-0	2017-18
5.	6-0	2007-08
6.	5-0	1982-83
7.	4-0	Done 6 times; MR: 2016-17

Two-Loss Start (Since 1973-74)

1.	16-2	2014-15
2.	15-2	2003-04
	15-2	2002-03
4.	14-2	2004-05
5.	12-2	2018-19
	12-2	2017-18
	12-2	2001-02
8.	11-2	2019-20
9.	9-2	2013-14
	9-2	2005-06

10-Game Start (Since 1973-74)

1.	10-0	2018-19
	10-0	2003-04
	10-0	2002-03
4.	9-1	2019-20
	9-1	2017-18
	9-1	2014-15
	9-1	2001-02
8.	8-2	Done 7 times; MR: 2013-14

20-Game Start (Since 1973-74)

1.	17-3	2003-04
2.	16-4	2014-15
	16-4	2005-06
	16-4	2004-05
	16-4	2002-03
	16-4	2001-02
	16-4	1980-81
8.	15-5	2017-18
	15-5	1982-83
	15-5	1979-80
	15-5	1977-78

All records through 1976-77 season unless noted

Rebounds Allowed (Since 1978-79)

1.	864	1989-90
2.	921	2005-06
3.	929	1987-88
4.	961	2002-03
5.	974	2004-05
6.	982	2003-04
7.	994	1999-00
	994	1997-98
9.	1009	1992-93
10.	1017	2000-01

Rebounds Per Game Allowed (Since 1978-79)

1.	28.6 (974/34)	2004-05
2.	28.9 (982/34)	2003-04
3.	30.9 (864/28)	1989-90
4.	31.0 (961/31)	2002-03
5.	31.8 (921/29)	2005-06
6.	33.3 (1067/32)	2007-08
7.	33.9 (1086/32)	2018-19
8.	34.4 (929/27)	1987-88
9.	34.5 (1137/33)	2006-07
10.	34.8 (1112/32)	2008-09

Winning Streak (Since 1973-74)

1.	15	11/22/03-1/15/04
2.	14	1/14/78-2/11/78
3.	12	11/9/18-12/28/18
	12	11/23/02-1/2/03
	12	1/17/81-2/21/81
6.	11	11/10/19-12/28/19
7.	10	11/29/14-1/4/15
8.	8	3/16/12-11/18/12
	8	11/15/08-12/4/08
10.	7	Done 5 times; MR: 11/11/17-11/26/17

1. RACHEL BANHAM — 3,093

Season	G	FGM-FGA	PCT	3FGM-3FGA	PCT	FTM-FTA	PCT	PTS	AVG
2011-12	36	216-515	.419	54-127	.425	94-115	.817	580	16.1
2012-13	32	235-540	.435	56-167	.335	137-153	.895	663	20.7
2013-14	34	252-603	.418	93-221	.421	153-175	.874	750	22.1
2014-15	10	63-148	.426	32-79	.405	28-38	.737	186	18.6
2015-16	32	315-690	.457	119-305	.390	165-192	.859	914	28.6
Totals	144	1081-2496	.433	354-899	.394	577-673	.857	3093	21.5



2. LINDSAY WHALEN — 2,285

Season	G	FGM-FGA	PCT	3FGM-3FGA	PCT	FTM-FTA	PCT	PTS	AVG
2000-01	25	149-313	.480	16-53	.300	111-151	.740	425	17.0
2001-02	30	245-437	.561	30-86	.349	147-191	.770	667	22.2
2002-03	31	225-412	.546	34-105	.324	155-183	.847	639	20.6
2003-04	27	185-360	.514	40-100	.400	144-173	.832	554	20.5
Totals	113	804-1522	.528	120-344	.349	557-698	.798	2285	20.2



3. CARLIE WAGNER — 2,215

Season	G	FGM-FGA	PCT	3FGM-3FGA	PCT	FTM-FTA	PCT	PTS	AVG
2014-15	33	151-396	.381	64-192	.333	32-41	.780	398	12.1
2015-16	32	226-597	.379	60-182	.330	94-118	.797	606	18.9
2016-17	31	212-581	.365	82-261	.314	87-113	.770	593	19.1
2017-18	33	231-535	.432	101-245	.412	55-69	.797	618	18.7
Totals	129	820-2109	.389	307-880	.349	268-341	.786	2215	17.2



4. CAROL ANN SHUDLICK — 2,097

Season	G	FGM-FGA	PCT	3FGM-3FGA	PCT	FTM-FTA	PCT	PTS	AVG
1990-91	24	107-230	.465	—	—	71-97	.732	285	11.9
1991-92	27	226-440	.514	0-1	.000	95-133	.714	547	20.3
1992-93	26	253-470	.538	0-2	.000	81-104	.779	587	22.6
1993-94	29	268-542	.494	0-3	.000	142-189	.751	678	23.4
Totals	106	854-1682	.508	0-6	.000	389-523	.744	2097	19.8



5. LAURA COENEN — 2,044

Season	G	FGM-FGA	PCT	3FGM-3FGA	PCT	FTM-FTA	PCT	PTS	AVG
1981-82	28	189-365	.491	—	—	78-110	.709	456	16.3
1982-83	24	251-457	.549	—	—	79-120	.658	581	24.2
1983-84	22	127-269	.472	—	—	45-69	.652	299	13.6
1984-85	28	275-536	.513	—	—	158-209	.756	708	25.3
Totals	102	842-1647	.511	—	—	360-508	.709	2044	20.0



6. LINDA ROBERTS — 1,856

Season	G	FGM-FGA	PCT	3FGM-3FGA	PCT	FTM-FTA	PCT	PTS	AVG
1977-78	33	159-394	.404	—	—	157-254	.618	475	14.4
1978-79	32	197-391	.503	—	—	103-177	.581	497	15.5
1979-80	29	169-336	.503	—	—	113-172	.657	451	15.6
1980-81	35	155-311	.498	—	—	123-247	.498	433	12.4
Totals	129	680-1432	.475	—	—	496-850	.584	1856	14.4



7. JANEL MCCARVILLE — 1,835

Season	G	FGM-FGA	PCT	3FGM-3FGA	PCT	FTM-FTA	PCT	PTS	AVG
2001-02	30	138-238	.580	0-0	.000	115-157	.732	391	13.0
2002-03	30	155-236	.657	0-1	.000	74-106	.698	384	12.8
2003-04	34	212-344	.616	0-6	.000	124-158	.765	548	16.1
2004-05	32	202-402	.502	3-20	.150	105-144	.729	512	16.0
Totals	126	707-1220	.580	3-27	.111	418-565	.740	1835	14.6



8. KENISHA BELL — 1,754

Season	G	FGM-FGA	PCT	3FGM-3FGA	PCT	FTM-FTA	PCT	PTS	AVG
2016-17	30	163-432	.377	14-49	.286	142-183	.776	482	16.1
2017-18	33	225-532	.423	24-67	.358	187-255	.733	661	20.0
2018-19	32	208-528	.394	16-59	.271	179-255	.702	611	19.1
Totals	95	596-1492	.399	54-175	.309	508-693	.733	1754	18.5



9. MOLLY TADICH — 1,706

Season	G	FGM-FGA	PCT	3FGM-3FGA	PCT	FTM-FTA	PCT	PTS	AVG
1983-84	27	117-269	.435	—	—	71-102	.696	305	11.3
1984-85	27	163-317	.514	—	—	95-121	.765	421	15.6
1985-86	28	210-484	.434	—	—	91-121	.752	511	18.3
1986-87	24	204-462	.442	—	—	61-86	.709	469	19.5
Totals	106	694-1532	.453	—	—	318-430	.740	1706	16.1



10. KIARA BUFORD — 1,532

Season	G	FGM-FGA	PCT	3FGM-3FGA	PCT	FTM-FTA	PCT	PTS	AVG
2008-09	32	81-201	.403	30-97	.309	28-39	.718	220	6.9
2009-10	30	133-335	.397	44-132	.333	82-102	.804	392	13.1
2010-11	29	153-372	.411	28-82	.341	97-132	.735	431	14.9
2011-12	36	173-392	.441	27-67	.403	116-154	.753	489	13.6
Totals	127	540-1300	.415	129-378	.341	323-427	.756	1532	12.1




11. EMILY FOX — 1,449

Season	G	FGM-FGA	PCT	3FGM-3FGA	PCT	FTM-FTA	PCT	PTS	AVG
2005-06	27	24-63	.381	4-14	.286	13-21	.619	65	2.4
2006-07	33	163-387	.421	28-80	.350	71-88	.807	425	12.9
2007-08	32	201-468	.429	40-103	.388	107-128	.836	549	17.2
2008-09	32	156-420	.371	40-121	.331	58-82	.707	410	12.8
Totals	124	543-1338	.406	112-319	.351	249-319	.781	1449	11.7



12. CAROL PETERKA — 1,441

Season	G	FGM-FGA	PCT	3FGM-3FGA	PCT	FTM-FTA	PCT	PTS	AVG
1982-83	27	92-194	.474	—	—	51-68	.750	235	8.7
1983-84	26	160-313	.511	—	—	80-105	.762	400	14.8
1984-85	28	280-380	.442	—	—	69-102	.643	405	14.5
1985-86	28	175-399	.439	—	—	51-77	.662	401	14.3
Totals	110	595-1286	.463	—	—	251-352	.713	1441	13.1



13. ELLEN KRAMER — 1,371

Season	G	FGM-FGA	PCT	3FGM-3FGA	PCT	FTM-FTA	PCT	PTS	AVG
1987-88	27	52-113	.460	—	—	41-65	.631	145	5.4
1988-89	27	130-290	.448	—	—	107-153	.699	367	13.6
1989-90	28	144-311	.463	—	—	119-166	.717	407	14.5
1990-91	28	181-407	.445	0-1	.000	90-128	.703	452	16.1
Totals	110	507-1121	.452	0-1	.000	357-512	.697	1371	12.5



14. DEBBIE HUNTER — 1,363

Season	G	FGM-FGA	PCT	3FGM-3FGA	PCT	FTM-FTA	PCT	PTS	AVG
1979-80	28	64-159	.403	—	—	30-45	.667	158	5.6
1980-81	35	174-290	.600	—	—	78-108	.722	426	12.2
1981-82	28	119-252	.472	—	—	64-85	.753	302	10.8
1982-83	27	190-353	.538	—	—	97-117	.829	477	17.7
Totals	118	547-1054	.519	—	—	269-355	.758	1363	11.6



15. MARTY DAHLEN — 1,345

Season	G	FGM-FGA	PCT	3FGM-3FGA	PCT	FTM-FTA	PCT	PTS	AVG
1978-79	31	88-227	.387	—	—	43-73	.589	219	7.1
1979-80	29	107-317	.338	—	—	40-55	.727	254	8.8
1980-81	35	191-437	.437	—	—	49-64	.766	431	12.3
1981-82	28	178-412	.432	—	—	85-104	.817	441	15.8
Totals	122	564-1393	.405	—	—	217-296	.733	1345	11.0



16. ASHLEY ELLIS-MILAN — 1,281

Season	G	FGM-FGA	PCT	3FGM-3FGA	PCT	FTM-FTA	PCT	PTS	AVG
2006-07	33	100-266	.376	1-4	.250	99-145	.683	300	9.1
2007-08	32	109-255	.427	—	—	98-141	.695	316	9.9
2008-09	32	141-306	.461	1-3	.333	99-130	.762	382	11.9
2009-10	30	100-259	.386	1-4	.250	82-99	.828	283	9.4
Totals	127	450-1086	.414	3-11	.273	378-515	.734	1281	10.1



17. DESTINY PITTS — 1,203

Season	G	FGM-FGA	PCT	3FGM-3FGA	PCT	FTM-FTA	PCT	PTS	AVG
2017-18	33	139-349	.398	90-241	.373	70-81	.864	438	13.3
2018-19	32	165-396	.417	81-230	.352	109-130	.838	520	16.3
2019-20	15	76-191	.398	45-98	.459	48-56	.857	245	16.3
Totals	80	380-936	.406	216-569	.380	227-267	.850	1203	15.0



18. ANGIE IVERSON — 1,162

Season	G	FGM-FGA	PCT	3FGM-3FGA	PCT	FTM-FTA	PCT	PTS	AVG
1994-95	24	22-46	.478	1-2	.500	25-32	.781	70	2.9
1995-96	26	99-226	.438	1-7	.143	51-73	.654	250	9.6
1996-97	28	162-342	.474	2-10	.200	149-196	.760	475	17.0
1997-98	26	134-270	.496	1-2	.500	98-130	.754	367	14.1
Totals	104	417-884	.472	5-21	.238	323-431	.749	1162	11.2



19. AMANDA ZAHUI B. — 1,135

Season	G	FGM-FGA	PCT	3FGM-3FGA	PCT	FTM-FTA	PCT	PTS	AVG
2013-14	34	213-392	.543	1-3	.333	87-133	.654	514	15.1
2014-15	33	237-427	.555	6-23	.261	141-180	.783	621	18.8
Totals	67	450-819	.549	7-26	.269	228-313	.728	1135	16.9



20. KELLY ROYSLAND — 1,074

Season	G	FGM-FGA	PCT	3FGM-3FGA	PCT	FTM-FTA	PCT	PTS	AVG
2003-04	34	68-177	.384	15-53	.283	43-63	.683	194	5.7
2004-05	34	74-167	.443	16-43	.372	76-85	.894	240	7.1
2005-06	29	75-191	.393	30-69	.435	77-93	.828	257	8.9
2006-07	29	126-329	.383	52-149	.349	79-103	.767	383	13.2
Totals	126	343-864	.397	113-314	.362	275-344	.800	1074	8.5



21. GADIVA HUBBARD — 1,072

Season	G	FGM-FGA	PCT	3FGM-3FGA	PCT	FTM-FTA	PCT	PTS	AVG
2016-17	23	103-177	.409	46-133	.346	36-47	.766	288	12.5
2017-18	32	158-167	.406	69-198	.348	51-59	.864	436	13.6
2018-19		Did Not Play		---	Medical Redshirt				
2019-20	31	113-329	.356	63-179	.352	59-74	.797	348	11.2
Totals	86	374-958	.390	178-510	.349	146-180	.811	1072	12.5



22. SHANNON LOEBLEIN — 1,036

Season	G	FGM-FGA	PCT	3FGM-3FGA	PCT	FTM-FTA	PCT	PTS	AVG
1991-92	26	62-168	.369	19-69	.275	37-53	.698	180	6.9
1992-93	25	40-113	.354	14-37	.378	24-30	.800	118	4.7
1993-94	29	131-304	.431	37-111	.333	47-61	.770	346	11.9
1994-95	27	147-370	.397	63-168	.375	35-55	.636	392	14.5
Totals	107	380-955	.398	133-385	.345	143-199	.719	1036	9.7



23. CARA PEARSON — 1,030

Season	G	FGM-FGA	PCT	3FGM-3FGA	PCT	FTM-FTA	PCT	PTS	AVG
1991-92	27	42-122	.344	0-0	.000	34-46	.739	118	4.4
1992-93	26	92-224	.411	0-0	.000	44-64	.668	228	8.8
1993-94	29	110-245	.449	1-2	.500	55-96	.573	276	9.5
1994-95	27	180-352	.455	0-4	.000	88-145	.607	408	15.1
Totals	109	424-943	.450	1-6	.167	221-351	.630	1030	9.4



24. KADIDJA ANDERSSON — 1,029

Season	G	FGM-FGA	PCT	3FGM-3FGA	PCT	FTM-FTA	PCT	PTS	AVG
2000-01	28	76-192	.396	0-6	.000	45-65	.692	197	7.0
2001-02	30	126-278	.453	1-5	.200	62-80	.775	315	10.5
2002-03	31	90-172	.523	0-0	.000	39-51	.765	219	7.1
2003-04	33	121-225	.538	0-1	.000	56-86	.651	298	9.0
Totals	122	413-867	.476	1-12	.083	202-302	.716	1029	8.4



25. JAMIE BROBACK — 1,019

Season	G	FGM-FGA	PCT	3FGM-3FGA	PCT	FTM-FTA	PCT	PTS	AVG
2003-04	34	56-134	.418	12-50	.240	38-60	.633	162	4.8
2004-05	34	178-372	.478	25-85	.294	107-144	.743	488	14.4
2005-06	27	144-318	.453	14-50	.280	67-92	.728	369	13.7
Totals	95	378-824	.459	51-185	.276	212-296	.716	1019	10.7



26. ELSIE OHM — 1,011

Season	G	FGM-FGA	PCT	3FGM-3FGA	PCT	FTM-FTA	PCT	PTS	AVG
1976-77	18	50-109	.460	—	—	9-28	.220	125	4.8
1977-78	30	224-438	.511	—	—	48-85	.565	496	16.5
1978-79	30	175-374	.467	—	—	40-76	.526	390	13.0
Totals	78	449-921	.488	—	—	97-189	.513	1011	13.0



Points Scored

1.	3093	Rachel Banham	2011-16
2.	2285	Lindsay Whalen	2000-04
3.	2215	Carlie Wagner	2014-18
4.	2097	Carol Ann Shudlick	1990-94
5.	2044	Laura Coenen	1981-85
6.	1856	Linda Roberts	1977-81
7.	1835	Janel McCarville	2001-05
8.	1754	Kenisha Bell	2016-19
9.	1706	Molly Tadich	1983-87
10.	1532	Kiara Buford	2008-12

Scoring Average

1.	21.5	Rachel Banham	2011-16
2.	20.2	Lindsay Whalen	2000-04
3.	20.0	Laura Coenen	1981-85
4.	19.0	Carol Ann Shudlick	1990-94
5.	18.5	Kenisha Bell	2016-19
6.	17.2	Carlie Wagner	2014-18
7.	16.9	Amanda Zahui B.	2013-15
8.	16.1	Molly Tadich	1983-87
9.	14.4	Linda Roberts	1977-81
10.	14.2	Janel McCarville	2001-05

Games with 10+ Points (since 1981-82)

1.	134	Rachel Banham	2011-16
2.	114	Carlie Wagner	2014-18
3.	108	Lindsay Whalen	2000-04
4.	93	Janel McCarville	2001-05
5.	91	Carol Ann Shudlick	1990-94
	91	Laura Coenen	1981-85
7.	88	Kenisha Bell	2016-19
8.	86	Molly Tadich	1983-87
9.	80	Kiara Buford	2008-12
10.	74	Carol Peterka	1982-86

Games with 20+ Points (since 1981-82)

1.	82	Rachel Banham	2011-16
2.	57	Lindsay Whalen	2000-04
	57	Laura Coenen	1981-85
4.	54	Carol Ann Shudlick	1990-94
5.	48	Carlie Wagner	2014-18
6.	42	Kenisha Bell	2016-19
7.	34	Molly Tadich	1983-87
8.	29	Janel McCarville	2001-05
9.	25	Amanda Zahui B.	2013-15
10.	23	Destiny Pitts	2017-20

Games with 30+ Points (since 1981-82)

1.	23	Rachel Banham	2011-16
2.	15	Laura Coenen	1981-85
3.	13	Carol Ann Shudlick	1990-94
4.	12	Lindsay Whalen	2000-04
5.	6	Carlie Wagner	2014-18
6.	4	Kenisha Bell	2016-19
	4	Molly Tadich	1983-87
8.	2	Amanda Zahui B.	2013-15
	2	Emily Fox	2005-09
	2	Janel McCarville	2001-05
	2	Angie Iverson	1994-98

Games with 40+ Points

1.	3	Rachel Banham	2015-16
2.	2	Carol Ann Shudlick	1990-94
	2	Laura Coenen	1981-85
4.	1	Lindsay Whalen	2000-04

Games with 50+ Points

1.	2	Rachel Banham	2015-16
----	---	---------------	---------

Games with 60+ Points

1.	1	Rachel Banham	2015-16
----	---	---------------	---------

Field Goals Made

1.	1081	Rachel Banham	2011-16
2.	854	Carol Ann Shudlick	1990-94
3.	842	Laura Coenen	1981-85
4.	820	Carlie Wagner	2014-18
5.	804	Lindsay Whalen	2000-04
6.	701	Janel McCarville	2001-05
7.	694	Molly Tadich	1983-87
8.	680	Linda Roberts	1977-81
9.	596	Kenisha Bell	2016-19
10.	595	Carol Peterka	1982-86

Field Goals Attempted

1.	2496	Rachel Banham	2011-16
2.	2109	Carlie Wagner	2014-18
3.	1682	Carol Ann Shudlick	1990-94
4.	1647	Laura Coenen	1981-85
5.	1532	Molly Tadich	1983-87
6.	1522	Lindsay Whalen	2000-04
7.	1492	Kenisha Bell	2016-19
8.	1432	Linda Roberts	1977-81
9.	1393	Marty Dahlen	1978-82
10.	1338	Emily Fox	2005-09

Field Goal Pct. (min. 600 attempts)

1.	.582	Janel McCarville (701/1204)	2001-05
2.	.549	Amanda Zahui B. (450/819)	2013-15
3.	.528	Lindsay Whalen (804/1522)	2000-04
4.	.519	Debbie Hunter (547/1054)	1979-83
5.	.512	Taiye Bello (373/728)	2016-20
6.	.511	Laura Coenen (842/1647)	1981-85
7.	.508	Carol Ann Shudlick (854/1682)	1990-94
8.	.507	Jennifer Hall	1986-90
9.	.496	Micaella Riche (330/638)	2011-14
10.	.488	Elsie Ohm (449/921)	1976-79

3-Pointers Made

1.	354	Rachel Banham	2011-16
2.	307	Carlie Wagner	2014-18
3.	230	Shannon Schonrock	2002-06
4.	216	Destiny Pitts	2017-20
	216	Lindsay Lieser	1999-03
6.	199	Katie Ohm	2006-10
7.	178	Gadiva Hubbard	2016-pres.
8.	154	Sari Noga	2010-14
9.	145	Mikayla Bailey	2012-16
10.	133	Shannon Loeblein	1991-95

3-Pointers Attempted

1.	899	Rachel Banham	2011-16
2.	880	Carlie Wagner	2014-18
3.	580	Shannon Schonrock	2002-06
4.	569	Destiny Pitts	2017-20
5.	567	Lindsay Lieser	1999-03
6.	543	Katie Ohm	2006-10
7.	510	Gadiva Hubbard	2016-pres.
8.	463	Mikayla Bailey	2012-16
9.	458	Sari Noga	2010-14
10.	385	Shannon Loeblein	1991-95

3-Point Field Goal Pct. (min. 200 att.)

1.	.399	Shayne Mullaney (87/218)	2012-16
2.	.397	Shannon Schonrock (230/580)	2002-06
3.	.394	Rachel Banham (354/899)	2011-16
4.	.3829	China Antoine (90/235)	2009-11
5.	.3825	Jodi Olson (101/264)	1986-90
6.	.381	Lindsay Lieser (216/567)	1999-03
7.	.380	Destiny Pitts (216/569)	2017-20
8.	.366	Katie Ohm (199/543)	2006-10
9.	.360	Kelly Roysland (113/314)	2003-07
10.	.351	Emily Fox (112/319)	2005-09

Free Throws Made

1.	577	Rachel Banham	2012-16
2.	557	Lindsay Whalen	2000-04
3.	508	Kenisha Bell	2016-19
4.	496	Linda Roberts	1977-81
5.	414	Janel McCarville	2001-05
6.	389	Carol Ann Shudlick	1990-94
7.	378	Ashley Ellis-Milan	2006-10
8.	360	Laura Coenen	1981-85
9.	357	Ellen Kramer	1987-91
10.	323	Kiara Buford	2008-12
	323	Angie Iverson	1994-98

Free Throws Attempted

1.	850	Linda Roberts	1977-81
2.	698	Lindsay Whalen	2000-04
3.	693	Kenisha Bell	2016-19
4.	673	Rachel Banham	2012-16
5.	560	Janel McCarville	2001-05
6.	523	Carol Ann Shudlick	1990-94
7.	515	Ashley Ellis-Milan	2006-10
8.	512	Ellen Kramer	1987-91
9.	508	Laura Coenen	1981-85
10.	436	Angie Iverson	1994-98

Free Throw Pct. (min. 250 att.)

1.	.857	Rachel Banham (577/673)	2012-16
2.	.850	Destiny Pitts (227/267)	2017-20
3.	.800	Kelly Roysland (275/344)	2003-07
4.	.798	Lindsay Whalen (557/698)	2000-04
5.	.786	Carlie Wagner (268/341)	2014-18
6.	.781	Emily Fox (249/319)	2005-09
7.	.758	Debbie Hunter (269/355)	1979-83
8.	.756	Kiara Buford (323/427)	2008-12
9.	.749	Angie Iverson (323/431)	1994-98
10.	.744	Carol Ann Shudlick (389/523)	1990-94

Total Rebounds

1.	1413	Linda Roberts	1977-81
2.	1206	Janel McCarville	2001-05
3.	1135	Molly Tadich	1983-87
4.	1029	Laura Coenen	1981-85
5.	1011	Taiye Bello	2016-20
6.	860	Ashley Ellis-Milan	2006-10
7.	848	Angie Iverson	1994-98
8.	820	Amanda Zahui B.	2013-15
9.	744	Carol Peterka	1982-86
10.	728	Ellen Kramer	1987-91

Rebounds Average (500 min.)

1.	12.2	Amanda Zahui B. (820/67)	2013-15
2.	11.0	Linda Roberts (1413/129)	1977-81
3.	10.7	Molly Tadich (1135/106)	1983-87
4.	10.1	Laura Coenen (1029/102)	1981-85
5.	9.6	Janel McCarville (1206/126)	2001-05
6.	9.3	Mary Manderfeld (583/63)	1979-81
7.	9.2	Denise Erstad (677/74)	1974-77
8.	8.6	Elsie Ohm (670/78)	1976-79
9.	8.3	Taiye Bello (1011/122)	2016-20
10.	8.2	Angie Iverson (848/104)	1994-98

Offensive Rebounds (since 1987-88)

1.	462	Taiye Bello	2016-20
2.	361	Janel McCarville	2001-05
3.	359	Angie Iverson	1994-98
4.	345	Ashley Ellis-Milan	2006-10
5.	321	Carol Ann Shudlick	1990-94
6.	262	Ellen Kramer	1987-91
7.	261	Dana Joubert	1988-92
8.	254	Amanda Zahui B.	2013-15
9.	231	Cara Pearson	1991-95
10.	227	Jessie Edwards	2015-18

Defensive Rebounds (since 1987-88)

1.	845	Janel McCarville	2001-05
2.	566	Amanda Zahui B.	2013-15
3.	549	Taiye Bello	2016-20
4.	543	Rachel Banham	2012-16
5.	515	Ashley Ellis-Milan	2006-10
6.	489	Angie Iverson	1994-98
7.	466	Ellen Kramer	1987-91
8.	413	Jackie Voigt	2008-12
9.	406	Carol Ann Shudlick	1990-94
10.	402	Micaella Riche	2011-14

Games with 10+ Rebounds (since 1981-82)

1.	64	Molly Tadich	1983-87
2.	58	Janel McCarville	2001-05
3.	51	Laura Coenen	1981-85
4.	45	Taiye Bello	2016-20
5.	42	Amanda Zahui B.	2013-15
6.	37	Angie Iverson	1994-98
7.	27	Ashley Ellis-Milan	2006-10
8.	25	Diane Kinney	1985-88
9.	22	Carol Peterka	1982-86
10.	21	Ellen Kramer	1988-90

Games with 20+ Rebounds (since 1981-82)

1.	4	Amanda Zahui B.	2013-15
4	Laura Coenen	1981-85	
3.	2	Taiye Bello	2016-20
2	Molly Tadich	1983-87	
2	Mary Manderfeld	1979-81	
6.	1	Angie Iverson	1994-98
1	Linda Roberts	1977-81	

Assists

1.	633	Debbie Hunter	1979-83
2.	578	Lindsay Whalen	2000-04
3.	544	Shayne Mullaney	2013-16
4.	522	Rachel Banham	2012-16
5.	519	Brittany McCoy	2006-10
6.	511	Kenisha Bell	2016-19
7.	413	Emily Fox	2005-09
8.	314	Holly Thompson	1988-92
314	Debbie Hilmerson	1984-88	
10.	310	Janel McCarville	2001-05

Games with 10+ Assists (since 1981-82)

1.	7	Kenisha Bell	2016-19
7	Shayne Mullaney	2012-16	
3.	6	Lindsay Whalen	2000-04
4.	5	Debbie Hunter	1979-83
5.	4	Nikki Coates	1990-94
6.	3	Brittany McCoy	2006-10
3	Ozlem Piroglu	2000-02	
3	Debbie Hilmerson	1984-88	
9.	2	Emily Fox	2005-09
2	Erin Olson	1997-00	

Blocks

1.	240	Amanda Zahui B.	2013-15
2.	196	Janel McCarville	2001-05
3.	192	Molly Tadich	1983-87
4.	139	Kim Bell	1998-02
5.	129	Taiye Bello	2016-20
129	Mary Manderfeld	1979-81	
7.	128	Diane Kinney	1984-88
8.	113	Jessie Edwards	2015-18
9.	102	Laura Coenen	1981-85
10.	93	Katie Loberg	2009-13

Steals

1.	413	Debbie Hunter	1979-83
2.	290	Laura Coenen	1981-85
3.	273	Janel McCarville	2001-05
4.	242	Emily Fox	2005-09
5.	238	Rachel Banham	2012-16
6.	235	Lindsay Whalen	2000-04
7.	234	Brittany McCoy	2006-10
8.	215	Kenisha Bell	2016-19
9.	173	Carol Ann Shudlick	1990-94
10.	167	Kiara Buford	2008-12

Double-Doubles (Total; Since 1981-82)

1.	55	Molly Tadich	1983-87
2.	51	Laura Coenen	1981-85
3.	*49	Janel McCarville	2001-05
4.	~42	Amanda Zahui B.	2013-15
5.	31	Angie Iverson	1994-98
6.	27	Taiye Bello	2016-20
7.	*21	Carol Peterka	1982-86
8.	20	Ashley Ellis-Milan	2006-10
9.	19	Carol Ann Shudlick	1991-94
10.	18	Diane Kinney	1985-88

* Includes one triple-double

~ Includes two triple-doubles

Double-Doubles (Pts. + Rebs., since 1981-82)

1.	55	Molly Tadich	1983-87
2.	51	Laura Coenen	1981-85
3.	49	Janel McCarville	2001-05
4.	42	Amanda Zahui B.	2013-15
5.	31	Angie Iverson	1994-98
6.	27	Taiye Bello	2016-20
7.	21	Carol Peterka	1982-86
8.	20	Ashley Ellis-Milan	2006-10
9.	19	Carol Ann Shudlick	1991-94
10.	18	Diane Kinney	1985-88

Double-Doubles (Pts. + Asst., since 1981-82)

1.	7	Kenisha Bell	2016-19
2.	6	Lindsay Whalen	2000-04
3.	5	Debbie Hunter	1979-83
4.	3	Ozlem Piroglu	2000-02
5.	2	Emily Fox	2005-09
2	Erin Olson	1998-00	
7.	1	Done 8 times, MR: Shayne Mullaney	2012-16

Triple-Doubles

1.	3	Amanda Zahui B.	2013-15
2.	1	Janel McCarville	2003-04
1	Carol Peterka	1982-86	
1	Debbie Hunter	1980-81	

Career Games Started

1.	144	Rachel Banham	2012-16
2.	127	Brittany McCoy	2006-10
3.	126	Linda Roberts	1977-81
4.	124	Carlie Wagner	2014-18
5.	123	Ashley Ellis-Milan	2006-10

Consecutive Games Started

1.	144	Rachel Banham	2012-16
2.	127	Brittany McCoy	2006-10
3.	119	Carlie Wagner	2014-18
4.	117	Ashley Ellis-Milan	2006-10
5.	111	Lindsay Whalen	2000-04

SEASON STATISTICAL LEADERS

Leading Scorers

Year	Points	Player
74-75	275	Denise Erstad
75-76	285	Denise Erstad
76-77	313	Rachel Gaugert
77-78	496	Elsie Ohm
78-79	497	Linda Roberts
79-80	451	Linda Roberts
80-81	433	Linda Roberts
81-82	456	Laura Coenen
82-83	581	Laura Coenen
83-84	400	Carol Peterka
84-85	708	Laura Coenen
85-86	511	Molly Tadich
86-87	469	Molly Tadich
87-88	294	Lea Blackwell
88-89	376	Jennifer Hall
89-90	373	Jennifer Hall
90-91	452	Ellen Kramer
91-92	547	Carol Ann Shudlick
92-93	587	Carol Ann Shudlick
93-94	678	Carol Ann Shudlick
94-95	408	Cara Pearson
95-96	308	Cheri Stafford
96-97	475	Angie Iverson
97-98	367	Angie Iverson
98-99	263	Sonja Robinson
99-00	318	Erin Olson
00-01	425	Lindsay Whalen
01-02	667	Lindsay Whalen
02-03	639	Lindsay Whalen
03-04	554	Lindsay Whalen
04-05	512	Janel McCarville
05-06	369	Jamie Broback
06-07	425	Emily Fox
07-08	549	Emily Fox
08-09	410	Emily Fox
09-10	392	Kiara Buford
10-11	431	Kiara Buford
11-12	580	Rachel Banham
12-13	663	Rachel Banham
13-14	750	Rachel Banham
14-15	621	Amanda Zahui B.
15-16	914	Rachel Banham
16-17	593	Carlie Wagner
17-18	661	Kenisha Bell
18-19	611	Kenisha Bell
19-20	375	Jasmine Powell

Scoring Average

Year	Avg.	Player
74-75	11.5	Denise Erstad
75-76	11.4	Denise Erstad
76-77	11.5	Rachel Gaugert
77-78	16.5	Elsie Ohm
78-79	15.5	Linda Roberts
79-80	15.6	Linda Roberts
80-81	12.4	Linda Roberts
81-82	16.3	Laura Coenen
82-83	24.2	Laura Coenen
83-84	14.8	Carol Peterka
84-85	25.3	Laura Coenen
85-86	18.3	Molly Tadich
86-87	19.5	Molly Tadich
87-88	11.3	Lea Blackwell
88-89	13.9	Lea Blackwell
89-90	14.3	Jennifer Hall
90-91	16.1	Ellen Kramer
91-92	20.3	Carol Ann Shudlick
92-93	22.6	Carol Ann Shudlick
93-94	23.4	Carol Ann Shudlick
94-95	15.1	Cara Pearson
95-96	11.4	Cheri Stafford
96-97	17.0	Angie Iverson
97-98	14.1	Angie Iverson

98-99	9.7	Sonja Robinson
99-00	11.4	Erin Olson
00-01	17.0	Lindsay Whalen
01-02	22.2	Lindsay Whalen
02-03	20.6	Lindsay Whalen
03-04	20.5	Lindsay Whalen
04-05	16.0	Janel McCarville
05-06	13.7	Jamie Broback
06-07	13.2	Kelly Roysland
07-08	17.2	Emily Fox
08-09	12.8	Emily Fox
09-10	13.1	Kiara Buford
10-11	14.9	Kiara Buford
11-12	16.1	Rachel Banham
12-13	20.7	Rachel Banham
13-14	22.1	Rachel Banham
14-15	18.8	Amanda Zahui B.
15-16	28.6	Rachel Banham
16-17	19.1	Carlie Wagner
17-18	20.0	Kenisha Bell
18-19	19.1	Kenisha Bell
19-20	12.1	Jasmine Powell

Field Goals Made

Year	FG	Player
76-77	134	Rachel Gaugert
77-78	224	Elsie Ohm
78-79	208	Laura Gardner
79-80	170	Mary Manderfeld
80-81	191	Marty Dahlen
81-82	189	Laura Coenen
82-83	251	Laura Coenen
83-84	160	Carol Peterka
84-85	275	Laura Coenen
85-86	210	Molly Tadich
86-87	204	Molly Tadich
87-88	108	Lea Blackwell
88-89	139	Jennifer Hall
89-90	134	Jennifer Hall
90-91	181	Ellen Kramer
91-92	226	Carol Ann Shudlick
92-93	253	Carol Ann Shudlick
93-94	268	Carol Ann Shudlick
94-95	160	Cara Pearson
95-96	109	Cheri Stafford
96-97	162	Angie Iverson
97-98	134	Angie Iverson
98-99	111	Sonja Robinson
99-00	101	C. VanderHeyden
00-01	149	Lindsay Whalen
01-02	245	Lindsay Whalen
02-03	225	Lindsay Whalen
03-04	212	Janel McCarville
04-05	202	Janel McCarville
05-06	144	Jamie Broback
06-07	163	Emily Fox
07-08	201	Emily Fox
08-09	156	Emily Fox
09-10	133	Kiara Buford
10-11	153	Kiara Buford
11-12	216	Rachel Banham
12-13	235	Rachel Banham
13-14	252	Rachel Banham
14-15	237	Amanda Zahui B.
15-16	315	Rachel Banham
16-17	212	Carlie Wagner
17-18	231	Carlie Wagner
18-19	208	Kenisha Bell
19-20	135	Taiye Bello

98-99	9.7	Sonja Robinson
99-00	11.4	Erin Olson
00-01	17.0	Lindsay Whalen
01-02	22.2	Lindsay Whalen
02-03	20.6	Lindsay Whalen
03-04	20.5	Lindsay Whalen
04-05	16.0	Janel McCarville
05-06	13.7	Jamie Broback
06-07	13.2	Kelly Roysland
07-08	17.2	Emily Fox
08-09	12.8	Emily Fox
09-10	13.1	Kiara Buford
10-11	14.9	Kiara Buford
11-12	16.1	Rachel Banham
12-13	20.7	Rachel Banham
13-14	22.1	Rachel Banham
14-15	18.8	Amanda Zahui B.
15-16	28.6	Rachel Banham
16-17	19.1	Carlie Wagner
17-18	20.0	Kenisha Bell
18-19	19.1	Kenisha Bell
19-20	12.1	Jasmine Powell

Field Goal Percentage

Field Goal Percentage (min. 100 attempts)		
Year	FG%	Player
76-77	.460	Gaugert/Ohm
77-78	.500	Rachel Gaugert

78-79	.503	Linda Roberts
79-80	.558	Cindy Kuhlman
80-81	.600	Debbie Hunter
81-82	.490	Laura Coenen
82-83	.576	Cindy Kuhlman
83-84	.511	Carol Peterka
84-85	.514	Molly Tadich
85-86	.463	Diane Kinney
86-87	.502	Diane Kinney
87-88	.506	Susie Piram
88-89	.521	Sue Renner
89-90	.542	Jennifer Hall
90-91	.465	Carol Ann Shudlick
91-92	.514	Carol Ann Shudlick
92-93	.538	Carol Ann Shudlick
93-94	.538	Crystal Flint
94-95	.523	Cheri Stafford
95-96	.460	Cheri Stafford
96-97	.474	Angie Iverson
97-98	.496	Angie Iverson
98-99	.431	Jackie Tate
99-00	.476	Kim Prince
00-01	.538	Tanisha Gilbert
01-02	.580	Janel McCarville
02-03	.657	Janel McCarville
03-04	.616	Janel McCarville
04-05	.517	Liz Podominick
05-06	.571	Natasha Williams
06-07	.497	Leslie Knight
07-08	.516	Leslie Knight
08-09	.461	Ashley Ellis-Milan
09-10	.441	Ze Harper
10-11	.484	Kristen Dockery
11-12	.497	Micaella Riche
12-13	.522	Micaella Riche
13-14	.543	Amanda Zahui B.
14-15	.555	Amanda Zahui B.
15-16	.580	Jessie Edwards
16-17	.598	Jessie Edwards
17-18	.576	Taiye Bello
18-19	.535	Taiye Bello
19-20	.498	Taiye Bello

3-Point Field Goals Made

Year	3FG	Player
87-88	21	Jodi Olson
88-89	45	Lea Blackwell
89-90	45	Jodi Olson
90-91	18	Nikki Coates
91-92	20	Stacy Carver
92-93	43	Stacy Carver
93-94	37	Shannon Loeblein
94-95	63	Shannon Loeblein
95-96	36	Sarah Schieber
96-97	19	Lynda Hass
97-98	43	Sarah Schieber
98-99	56	Cassie VanderHeyden
99-00	66	Lindsay Lieser
00-01	51	Lindsay Lieser
01-02	73	Lindsay Lieser
02-03	40	Corrin Von Wald
03-04	72	Shannon Schonrock
04-05	73	Shannon Schonrock
05-06	57	Shannon Schonrock
06-07	52	Kelly Roysland
07-08	61	Katie Ohm
08-09	74	Katie Ohm
09-10	48	China Antoine
10-11	42	China Antoine
11-12	54	Rachel Banham
12-13	56	Rachel Banham
13-14	93	Rachel Banham
14-15	65	Mikayla Bailey
15-16	119	Rachel Banham
16-17	82	Carlie Wagner

17-18	101	Carlie Wagner
18-19	81	Destiny Pitts
19-20	63	Gadiva Hubbard

3-Point Field Goal Percentage

Year	3FG%	Player
87-88	.357	Lea Blackwell
88-89	.432	Jodi Olson
89-90	.395	Jodi Olson
90-91	.321	Nikki Coates
91-92	.275	Shannon Loeblein
92-93	.341	Stacy Carver
93-94	.333	Shannon Loeblein
94-95	.375	Shannon Loeblein
95-96	.414	Sarah Schieber
96-97	.257	Lynda Hass
97-98	.306	Lynda Hass
98-99	.387	Brandi Harris
99-00	.384	Lindsay Lieser
00-01	.381	Lindsay Lieser
01-02	.408	Lindsay Lieser
02-03	.597	Corrin Von Wald
03-04	.400	Lindsay Whalen
04-05	.500	Shannon Bolden
05-06	.435	Kelly Roysland
06-07	.350	Emily Fox
07-08	.401	Katie Ohm
08-09	.400	Katie Ohm
09-10	.414	China Antoine
10-11	.353	China Antoine
11-12	.425	Rachel Banham
12-13	.405	Shayne Mullaney
13-14	.421	Rachel Banham
14-15	.408	Shayne Mullaney
15-16	.390	Rachel Banham
16-17	.358	Whitney Tinjun
17-18	.412	Carlie Wagner
18-19	.409	Irene Garrido Perez
19-20	.459	Destiny Pitts

Free Throws Made

Year	FT	Player
76-77	46	Denise Erstad
77-78	157	Linda Roberts
78-79	103	Linda Roberts
79-80	113	Linda Roberts
80-81	123	Linda Roberts
81-82	85	Marty Dahlen
82-83	97	Debbie Hunter
83-84	80	Carol Peterka
84-85	158	Laura Coenen
85-86	91	Molly Tadich
86-87	82	Susie Piram
87-88	58	Lea Blackwell
88-89	107	Ellen Kramer
89-90	105	Jennifer Hall
90-91	90	Ellen Kramer
91-92	95	Carol Ann Shudlick
92-93	81	Carol Ann Shudlick
93-94	142	Carol Ann Shudlick
94-95	97	Lori Lawler
95-96	90	Cheri Stafford
96-97	149	Angie Iverson
97-98	98	Angie Iverson
98-99	64	Theresa LeCuyer
99-00	114	Erin Olson
00-01	111	Lindsay Whalen
01-02	147	Lindsay Whalen
02-03	155	Lindsay Whalen
03-04	144	Lindsay Whalen
04-05	107	Jamie Broback
05-06	77	Kelly Roysland
06-07	99	Ashley Ellis-Milan
07-08	107	Emily Fox

SEASON STATISTICAL LEADERS

08-09	99	Ashley Ellis-Milan
09-10	82	Ashley Ellis-Milan
	82	Kiara Buford
10-11	108	Leah Cotton
11-12	116	Kiara Buford
12-13	137	Rachel Banham
13-14	153	Rachel Banham
14-15	141	Amanda Zahui B.
15-16	165	Rachel Banham
16-17	142	Kenisha Bell
17-18	187	Kenisha Bell
18-19	179	Kenisha Bell
19-20	99	Jasmine Powell

Free Throw Percentage (Min. 100 attempts)

Year	FT%	Player
76-77	.680	Rachel Gaugert
77-78	.653	Barb Bernhardt
78-79	.755	Laura Gardner
79-80	.727	Marty Dahlen
80-81	.766	Marty Dahlen
81-82	.817	Marty Dahlen
82-83	.829	Debbie Hunter
83-84	.833	Mary Dessen
84-85	.785	Molly Tadich
85-86	.752	Molly Tadich
86-87	.732	Debbie Hilmerson
87-88	.753	Lea Blackwell
88-89	.806	Cindy Bradley
89-90	.915	Jodi Olson
90-91	.732	Carol Ann Shudlick
91-92	.714	Carol Ann Shudlick
92-93	.779	Carol Ann Shudlick
93-94	.770	Shannon Loeblein
94-95	.752	Lori Lawler
95-96	.776	Cheri Stafford
96-97	.885	Sarah Klun
97-98	.754	Angie Iverson
98-99	.695	Sonja Robinson
99-00	.790	Cassie VanderHeyden
00-01	.792	Ozlem Piroglu
01-02	.775	Kadidja Andersson
02-03	.847	Lindsay Whalen
03-04	.832	Lindsay Whalen
04-05	.894	Kelly Roysland
05-06	.842	April Calhoun
06-07	.826	Leslie Knight
07-08	.836	Emily Fox
08-09	.762	Ashley Ellis-Milan
09-10	.828	Ashley Ellis-Milan
10-11	.761	Leah Cotton
	.761	Brianna Mastey
11-12	.851	Brianna Mastey
12-13	.895	Rachel Banham
13-14	.874	Rachel Banham
14-15	.857	Shayne Mullaney
15-16	.859	Rachel Banham
16-17	.776	Kenisha Bell
17-18	.733	Kenisha Bell
18-19	.838	Destiny Pitts
19-20	.756	Jasmine Powell

Total Rebounds

Year	Reb.	Player
74-75	270	Denise Erstad
75-76	270	Denise Erstad
76-77	185	Rachel Gaugert
77-78	387	Linda Roberts
78-79	378	Linda Roberts
79-80	286	Linda Roberts
80-81	362	Linda Roberts
81-82	327	Laura Coenen
82-83	221	Cindy Kuhlman
83-84	289	Molly Tadich

84-85	341	Laura Coenen
85-86	327	Molly Tadich
86-87	231	Molly Tadich
87-88	192	Susie Piram
88-89	225	Ellen Kramer
89-90	180	Lea Bergin
90-91	266	Dana Joubert
91-92	205	Dana Joubert
92-93	215	Carol Ann Shudlick
93-94	207	Crystal Flint
94-95	216	Cara Pearson
95-96	225	Angie Iverson
96-97	344	Angie Iverson
97-98	205	Angie Iverson
98-99	193	Sonja Robinson
99-00	167	Moneeke Bowden
00-01	172	Kim Prince
01-02	241	Janel McCarville
02-03	270	Janel McCarville
03-04	368	Janel McCarville
04-05	338	Janel McCarville
05-06	184	Jamie Broback
06-07	237	Ashley Ellis-Milan
07-08	226	Ashley Ellis-Milan
08-09	233	Ashley Ellis-Milan
09-10	164	Ashley Ellis-Milan
10-11	188	Jackie Voigt
11-12	201	Katie Loberg
12-13	247	Micaella Riche
13-14	394	Amanda Zahui B.
14-15	426	Amanda Zahui B.
15-16	188	Rachel Banham
16-17	194	Jessie Edwards
17-18	236	Destiny Pitts
18-19	380	Taiye Bello
19-20	293	Taiye Bello

Rebound Average

Year	Reb.	Player
74-75	15.9	Denise Erstad
75-76	10.8	Denise Erstad
76-77	6.9	Rachel Gaugert
77-78	11.7	Linda Roberts
78-79	11.8	Linda Roberts
79-80	9.9	Linda Roberts
80-81	10.3	Linda Roberts
81-82	11.7	Laura Coenen
82-83	9.1	Laura Coenen
83-84	10.7	Molly Tadich
84-85	12.2	Laura Coenen
85-86	11.7	Molly Tadich
86-87	9.6	Molly Tadich
87-88	7.7	Susie Piram
88-89	8.3	Ellen Kramer
89-90	6.6	Lea Bergin
90-91	9.5	Dana Joubert
91-92	8.2	Dana Joubert
92-93	8.3	Carol Ann Shudlick
93-94	7.1	Crystal Flint
94-95	8.0	Cara Pearson
95-96	8.7	Angie Iverson
96-97	12.3	Angie Iverson
97-98	7.9	Angie Iverson
98-99	7.1	Sonja Robinson
99-00	6.0	Moneeke Bowden
00-01	6.9	Tanisha Gilbert
01-02	8.0	Janel McCarville
02-03	9.0	Janel McCarville
03-04	10.8	Janel McCarville
04-05	10.6	Janel McCarville
05-06	6.8	Jamie Broback
06-07	7.2	Ashley Ellis-Milan
07-08	7.1	Ashley Ellis-Milan
08-09	7.3	Ashley Ellis-Milan
09-10	5.5	Ashley Ellis-Milan

10-11	6.5	Jackie Voigt
11-12	5.7	Katie Loberg
12-13	7.7	Micaella Riche
13-14	11.6	Amanda Zahui B.
14-15	12.9	Amanda Zahui B.
15-16	5.9	Rachel Banham
16-17	6.5	Jessie Edwards
17-18	7.2	Destiny Pitts
18-19	11.9	Taiye Bello
19-20	9.8	Taiye Bello

Assists

Year	Ass.	Player
76-77	71	Brenda Savage
77-78	128	Brenda Savage
78-79	83	Joan Kowalsky
79-80	90	Tammy Manly
80-81	241	Debbie Hunter
81-82	129	Debbie Hunter
82-83	174	Debbie Hunter
83-84	95	Mary Dessen
84-85	98	Laura Coenen
85-86	98	Carol Peterka
86-87	98	Debbie Hilmerson
87-88	102	Debbie Hilmerson
88-89	136	Lea Blackwell
89-90	112	Holly Thompson
90-91	100	Holly Thompson
91-92	88	Holly Thompson
92-93	104	Nikki Coates
93-94	103	Nikki Coates
94-95	90	Shannon Loeblein
95-96	85	Jaime Ellis
96-97	85	Mindy Hansen
97-98	105	Kiarna Burns
98-99	92	Erin Olson
99-00	131	Erin Olson
00-01	113	Ozlem Piroglu
01-02	159	Lindsay Whalen
02-03	192	Lindsay Whalen
03-04	145	Lindsay Whalen
04-05	121	April Calhoun
05-06	98	April Calhoun
06-07	131	Emily Fox
07-08	133	Emily Fox
08-09	131	Brittany McCoy
09-10	152	Brittany McCoy
10-11	125	China Antoine
11-12	115	Kiara Buford
12-13	125	Rachel Banham
13-14	131	Rachel Banham
14-15	224	Shayne Mullaney
15-16	139	Shayne Mullaney
16-17	148	Kenisha Bell
17-18	223	Kenisha Bell
18-19	140	Kenisha Bell
19-20	96	Jasmine Powell

Steals

Year	Stl.	Player
76-77	59	Yvonne McDonald
77-78	72	Joan Kowalsky
78-79	47	Joan Kowalsky
79-80	74	Tammy Manly
80-81	139	Debbie Hunter
81-82	96	Debbie Hunter
82-83	120	Debbie Hunter
83-84	40	Laura Coenen
84-85	68	Laura Coenen
85-86	55	Molly Tadich
86-87	57	Debbie Hilmerson
87-88	33	Debbie Hilmerson
88-89	52	Lea Blackwell
89-90	38	Holly Thompson
90-91	49	Ellen Kramer

91-92	43	Holly Thompson
92-93	53	Nikki Coates
93-94	66	Carol Ann Shudlick
94-95	57	Shannon Loeblein
95-96	49	Cheri Stafford
96-97	65	Kiarna Burns
97-98	50	Kiarna Burns
98-99	33	Cassie VanderHeyden
	33	Erin Olson
99-00	64	Cassie VanderHeyden
00-01	42	Lindsay Whalen
01-02	81	Lindsay Whalen
02-03	84	Corrin Von Wald
03-04	98	Janel McCarville
04-05	69	Janel McCarville
05-06	43	April Calhoun
06-07	70	Emily Fox
07-08	81	Emily Fox
08-09	72	Emily Fox
09-10	62	Brittany McCoy
10-11	71	China Antoine
11-12	70	Kiara Buford
12-13	62	Rachel Banham
13-14	43	Rachel Banham
14-15	56	Shae Kelley
15-16	65	Rachel Banham
16-17	67	Kenisha Bell
17-18	85	Kenisha Bell
18-19	63	Kenisha Bell
19-20	53	Gadiva Hubbard

Blocks

Year	B	Player
83-84	54	Molly Tadich
84-85	56	Molly Tadich
85-86	44	Molly Tadich
86-87	48	Diane Kinney
87-88	34	Diane Kinney
88-89	21	Sue Renner
89-90	12	Dana Joubert
90-91	12	Dana Joubert
	12	Carol Ann Shudlick
91-92	20	Dana Joubert
92-93	30	Carol Ann Shudlick
93-94	28	Carol Ann Shudlick
94-95	17	Sarah Cecka
95-96	14	Sarah Cecka
96-97	12	Sonja Robinson
97-98	5	Lynda Hass
	5	Andrea Seago
98-99	42	Kim Bell
99-00	44	Kim Bell
00-01	38	Kim Bell
01-02	31	Janel McCarville
02-03	37	Janel McCarville
03-04	65	Janel McCarville
04-05	67	Janel McCarville
05-06	35	Natasha Williams
06-07	28	Korinne Campbell
07-08	24	Korinne Campbell
08-09	20	Zoe Harper
09-10	20	Zoe Harper
10-11	21	Katie Loberg
11-12	30	Katie Loberg
12-13	33	Katie Loberg
13-14	105	Amanda Zahui B.
14-15	135	Amanda Zahui B.
15-16	41	Jessie Edwards
16-17	44	Jessie Edwards
17-18	28	Jessie Edwards
18-19	49	Taiye Bello
19-20	49	Taiye Bello

School record in bold

Overall: 31-17
Big Ten: 16-13
Home: 15-9
Away: 10-8

Neutral: 6-0
Double-Overtime: 6-2
Big Ten Tournament: 3-0
NCAA Tournament: 0-0

Most points scored in OT period:
18 vs. Texas Tech (12/18/93)

Fewest points scored in OT period:
2 (2 FTs) vs. Kansas (11/21/98), 2 (1FG vs. Iowa (1/3/08),
2 (1FG) at Rutgers (1/13/18)

Most opponent points scored in OT period:
16 vs. Ohio State (2/15/01)

Fewest opponent points scored in OT period:
3 (3 FTs) vs. Northwestern (2/17/00)

2/6/76	vs. Michigan (BTT)	W	68-67
12/22/78	at William Penn	W	87-85
11/17/79	Missouri	W	88-28
12/28/82	vs. Cleveland State	W	84-81
3/8/84	at Purdue	W	71-69
12/30/86	Colorado	W	76-74
11/27/87	Wichita State	W	78-71
1/29/89	Indiana	W	86-85
11/30/91	at North Carolina State	L	100-108
2/21/92	Michigan State	W	78-68
12/20/92	vs. Boise State	W	95-91
12/1/93	at Georgia Tech	W	77-73
12/18/93	vs. No. 3 Texas Tech	W	92-82
3/6/94	Penn State	L	85-92
1/22/95	at Indiana	W	81-76
2/5/95	at Wisconsin	L	78-79
1/10/97	Illinois	L	85-89
11/21/98	Kansas	L	53-62
12/16/98	South Florida	W	68-64
2/17/00	at Northwestern	W	76-67
2/27/00	Michigan State	W	75-71
2/15/01	Ohio State	L	65-72
1/31/02	at Illinois	W	79-76
11/15/04	at Washington	L	67-72
3/6/05	vs. No. 3/6 Ohio State (BTT)	W	66-63
1/12/06	No. 12/11 Purdue	L	56-60
1/25/07	at Iowa	W	80-78
1/3/08	Iowa	L	66-68
1/17/08	at Indiana	L (2ot)	77-80
1/3/10	Iowa	W	72-69
2/4/10	Wisconsin	L (2ot)	74-76
1/2/11	Indiana	L	79-80
2/24/11	Michigan	W (2ot)	82-78
11/10/12	Washington State	W (2ot)	87-83
12/30/12	Creighton	W (2ot)	88-81
12/1/13	at Hawaii	L	71-77
1/16/14	at Nebraska	L	85-88
1/19/14	at Indiana	L	78-83
3/6/14	vs. Wisconsin (BTT)	W	74-68
12/7/14	Butler	W	88-86
1/22/15	Purdue	L	88-90
2/21/15	Michigan	W (2ot)	91-88
2/7/16	at Northwestern	W (2ot)	112-106
2/24/16	Ohio State	W	90-88
2/4/17	at Nebraska	W	79-69
1/13/18	at Rutgers	L	70-80
2/10/19	Northwestern	W	73-64
2/2/20	Rutgers	W (2ot)	73-71



Minnesota has played in eight double-overtime games in its history, most recently a 73-71 win over Rutgers on Feb. 2, 2020. Senior **Taiye Bello** had a career-high 22 rebounds in the victory, the fifth highest total in program history and 10th best in Big Ten annals. She also scored 19 points thanks to 15-of-19 shooting at the free throw line, which were the second most makes and attempts in school history.

AIR FORCE

Overall Record: 3-0
H: 2-0; A: 1-0; N: 0-0

Date	Rank	W/L	Site	Score
11/30/02	14/-	W	A	88-75
12/7/11	-/-	W	H	81-46
12/2/18	20/-	W	H	67-50

ALABAMA A&M

Overall Record: 0-1
H: 0-0; A: 0-1; N: 0-0

Date	Rank	W/L	Site	Score
12/14/10	-/-	L	A	68-75

ALCORN STATE

Overall Record: 2-0
H: 1-0; A: 0-0; N: 1-0

Date	Rank	W/L	Site	Score
12/20/97	-/-	W	N ¹	61-56
12/11/11	-/-	W	H	75-46

¹ - Pizza Hut Shockers Shootout (Wichita, Kan.)

AMERICAN

Overall Record: 2-0
H: 1-0; A: 1-0; N: 0-0

Date	Rank	W/L	Site	Score
11/22/08	-/-	W	H	79-62
12/08/19	-/-	W	A	70-53

ARIZONA STATE

Overall Record: 2-0
H: 1-0; A: 0-0; N: 1-0

Date	Rank	W/L	Site	Score
2/27/82	-15	W	N ¹	76-58
11/17/19	-19	W	H	80-66

¹ - Northern Lights Tour (Anchorage, Alaska)

ARKANSAS

Overall Record: 1-1
H: 0-1; A: 0-0; N: 1-0

Date	Rank	W/L	Site	Score
11/26/83	-/-	L	H	60-76
11/11/11	-/-	W	N ¹	68-60

¹ - WBI Tip Off (Daytona Beach, Fla.)

ARKANSAS STATE

Overall Record: 2-0
H: 1-0; A: 0-0; N: 1-0

Date	Rank	W/L	Site	Score
11/24/89	-/-	W	N ¹	83-67
11/19/04	14/-	W	H	82-45

¹ - Sooner Thanksgiving Classic (Norman, Okla.)

ARKANSAS-PINE BLUFF

Overall Record: 1-0
H: 1-0; A: 0-0; N: 0-0

Date	Rank	W/L	Site	Score
11/20/18	23/-	W	H	84-42

ARMY

Overall Record: 1-0
H: 1-0; A: 0-0; N: 0-0

Date	Rank	W/L	Site	Score
12/8/16	-/-	W	H	70-52

AUBURN

Overall Record: 1-2
H: 1-1; A: 0-0; N: 0-1

Date	Rank	W/L	Site	Score
11/29/86	-4	L	H	46-101
12/22/13	-/-	W	H	67-54
11/28/15	-/-	L	N ¹	79-81

¹ - San Juan Shootout (San Juan, Puerto Rico)

BALL STATE

Overall Record: 0-2
H: 0-2; A: 0-0; N: 0-0

Date	Rank	W/L	Site	Score
11/20/99	-/-	L	H	70-79
3/22/13	-/-	L	H ¹	51-54

¹ - NCAA First Round

BAYLOR

Overall Record: 0-4
H: 0-1; A: 0-2; N: 0-1

Date	Rank	W/L	Site	Score
12/16/78	-/-	L	A	71-72
3/26/05	12/5	L	N ¹	57-64
12/5/10	-/2	L	A	56-103
12/4/11	-/1	L	H	60-89

¹ - NCAA Tournament Sweet 16 (Tempe, Ariz.)

BELMONT

Overall Record: 1-0
H: 1-0; A: 0-0; N: 0-0

Date	Rank	W/L	Site	Score
12/14/16	-/-	W	H	75-74

BEMIDJI STATE

Overall Record: 2-1
H: 2-1; A: 0-0; N: 0-0

Date	Rank	W/L	Site	Score
2/22/74	-/-	L	H	40-46
1/17/76	-/-	W	H	54-41
2/4/78	-/-	W	H	65-53

BINGHAMTON

Overall Record: 2-0
H: 2-0; A: 0-0; N: 0-0

Date	Rank	W/L	Site	Score
11/18/00	-/-	W	H	85-74
11/19/11	-/-	W	H	65-40

BOISE STATE

Overall Record: 2-0
H: 1-0; A: 0-0; N: 1-0

Date	Rank	W/L	Site	Score
12/20/92	-/-	W	N ¹	95-91
12/12/93	-/-	W	H	78-68

¹ - Diet Pepsi Shootout (Santa Clara, Calif.)

BOSTON COLLEGE

Overall Record: 4-0
H: 2-0; A: 1-0; N: 1-0

Date	Rank	W/L	Site	Score
3/28/04	24/18	W	N ¹	76-63
12/4/08	-/-	W	H ²	80-60
11/19/17	-/-	W	H	78-68
12/9/18	14/-	W	A	77-69

¹ - NCAA Tournament Sweet 16 (Norfolk, Va.)

² - ACC/Big Ten Challenge

BOSTON UNIVERSITY

Overall Record: 1-0
H: 1-0; A: 0-0; N: 0-0

Date	Rank	W/L	Site	Score
12/14/91	-/-	W	H	83-56

BRADLEY

Overall Record: 3-2
H: 3-0; A: 0-2; N: 0-0

Date	Rank	W/L	Site	Score
12/21/89	-/-	W	H	77-69
12/20/90	-/-	L	A	76-84
11/28/98	-/-	W	H	84-59
12/3/99	-/-	L	A	49-56
3/18/12	-/-	W	H ¹	85-59

¹ - WBI Tournament

BRYANT

Overall Record: 1-0
H: 1-0; A: 0-0; N: 0-0

Date	Rank	W/L	Site	Score
11/26/19	-/-	W	H	101-56

BUTLER

Overall Record: 2-0
H: 2-0; A: 0-0; N: 0-0

Date	Rank	W/L	Site	Score
11/17/01	-/-	W	H	114-65
12/7/14	-/-	W	H	88-86

CAL

Overall Record: 1-0
H: 0-0; A: 0-0; N: 1-0

Date	Rank	W/L	Site	Score
3/16/79	-/-	W	N ¹	73-64

¹ - WNIT (Amarillo, Texas)

CAL POLY

Overall Record: 2-0
H: 2-0; A: 0-0; N: 0-0

Date	Rank	W/L	Site	Score
12/12/10	-/-	W	H	66-52
12/13/17	-/-	W	H	112-68

CARLETON

Overall Record: 1-0
H: 1-0; A: 0-0; N: 0-0

Date	Rank	W/L	Site	Score
1974-75	-/-	W	H	63-40

CENTRAL MICHIGAN

Overall Record: 1-2
H: 1-1; A: 0-1; N: 0-0

Date	Rank	W/L	Site	Score
12/18/83	-/-	L	A	71-92
12/2/89	-/-	L	H	60-72
12/21/14	-/-	W	H	67-64

CENTRAL MISSOURI

Overall Record: 1-0
H: 0-0; A: 1-0; N: 0-0

Date	Rank	W/L	Site	Score
3/13/82	-/-	W	A	76-71

CHARLESTON SOUTHERN

Overall Record: 1-0
H: 1-0; A: 0-0; N: 0-0

Date	Rank	W/L	Site	Score
3/16/12	-/-	W	H ¹	80-51

¹ - WBI Tournament

CHARLOTTE

Overall Record: 3-0
H: 2-0; A: 1-0; N: 0-0

Date	Rank	W/L	Site	Score
11/14/06	-/-	W	H	78-66
12/2/07	-/-	W	A	80-66
11/13/13	-/-	W	H	90-55

CHATTANOOGA

Overall Record: 1-0
H: 0-0; A: 0-0; N: 1-0

Date	Rank	W/L	Site	Score
11/29/13	-/-	W	N ¹	63-62

¹ - Rainbow Wahine Showdown (Honolulu, Hawaii)

CHEYNEY STATE

Overall Record: 0-1
H: 0-0; A: 0-0; N: 0-1

Date	Rank	W/L	Site	Score
12/28/83	-/20	L	N ¹	71-79

¹ - La Salle Invitational (Philadelphia, Pa.)

CHICAGO STATE

Overall Record: 2-0
H: 2-0; A: 0-0; N: 0-0

Date	Rank	W/L	Site	Score
12/11/93	-/-	W	H	95-47
12/2/06	-/-	W	H	72-34

CINCINNATI

Overall Record: 0-1
H: 0-0; A: 0-1; N: 0-0

Date	Rank	W/L	Site	Score
3/24/19	-/-	L	A ¹	65-72

¹ - WNIT Second Round (Cincinnati, Ohio)

CLEVELAND STATE

Overall Record: 2-0
H: 1-0; A: 0-0; N: 1-0

Date	Rank	W/L	Site	Score
12/28/82	-/-	W	N ¹	84-81
11/19/14	-/-	W	H	93-76

¹ - Dial Classic (Miami, Fla.)

COLLEGE OF CHARLESTON

Overall Record: 1-0
H: 0-0; A: 0-0; N: 1-0

Date	Rank	W/L	Site	Score
11/29/14	-/-	W	N ¹	74-50

¹ - Gulf Coast Showcase (Fort Myers, Fla.)

COLORADO

Overall Record: 4-1
H: 3-0; A: 0-1; N: 1-0

Date	Rank	W/L	Site	Score
12/14/84	-/-	W	N ¹	84-61
12/30/85	-/-	L	A	69-76
12/30/86	-/-	W	H	76-74

¹ - Lady Griz Classic (Missoula, Mont.)

COLORADO STATE

Overall Record: 1-2
H: 0-1; A: 0-1; N: 1-0

Date	Rank	W/L	Site	Score
12/3/96	-/-	L	A	60-78
11/25/97	-/-	L	H	58-76
11/30/13	-/-	W	N ¹	79-55

¹ - Rainbow Wahine Showdown (Honolulu, Hawaii)

CONCORDIA COLLEGE

Overall Record: 1-1
H: 0-1; A: 1-0; N: 0-0

Date	Rank	W/L	Site	Score
18/76	-/-	L	H	48-52
1/21/77	-/-	W	A	57-56

CONCORDIA-ST. PAUL

Overall Record: 4-0
H: 2-0; A: 2-0; N: 0-0

Date	Rank	W/L	Site	Score
1974-75	-/-	W	H	48-42
2/3/76	-/-	W	A	61-55
1/26/77	-/-	W	H	88-74
2/13/78	-/-	W	A	68-66

CONNECTICUT

Overall Record: 0-2
H: 0-0; A: 0-1; N: 0-1

Date	Rank	W/L	Site	Score
12/15/90	-/23	L	A	60-85
4/4/04	24/6	L	N ¹	58-67

¹ - NCAA Tour. Final Four (New Orleans, La.)

COPPIN STATE

Overall Record: 1-0
H: 1-0; A: 0-0; N: 0-0

Date	Rank	W/L	Site	Score
12/12/18	13/-	W	H	84-52

CORNELL

Overall Record: 1-0
H: 1-0; A: 0-0; N: 0-0

Date	Rank	W/L	Site	Score
11/23/18	23/-	W	H	65-45

CREIGHTON

Overall Record: 6-1
H: 4-0; A: 1-1; N: 1-0

Date	Rank	W/L	Site	Score
11/26/77	-/-	W	N ¹	70-53
12/15/79	-/-	W	H	92-58
12/4/03	9/-	W	H	82-71
11/28/04	18/-	W	A	79-71
12/21/06	-/-	W	H	75-55
12/30/12	-/-	W 2ot	H	88-81
11/16/13	-/-	L	A	52-63

¹ - Drake Thanksgiving Tournament (Des Moines, Iowa)

DARTMOUTH

Overall Record: 1-0
H: 0-0; A: 1-0; N: 0-0

Date	Rank	W/L	Site	Score
12/17/90	-/-	W	A	74-61

DAYTON

Overall Record: 2-1
H: 1-1; A: 1-0; N: 0-0

Date	Rank	W/L	Site	Score
12/1/01	-/-	W	H	83-56
12/30/02	10/-	W	A	83-64
11/21/10	-/-	L	H	81-97

DELTA STATE

Overall Record: 0-1
H: 0-1; A: 0-0; N: 0-0

Date	Rank	W/L	Site	Score
3/23/77	-/1	L	H	43-87

DENVER

Overall Record: 1-2
H: 1-0; A: 0-1; N: 0-1

Date	Rank	W/L	Site	Score
11/25/00	-/-	L	N ¹	59-77
12/14/11	-/-	L	A	63-72
12/5/12	-/-	W	H	74-51

¹ - Torneo Cancun de Basquetbol (Cancun, Mexico)

DEPAUL

Overall Record: 1-1
H: 1-0; A: 0-0; N: 0-1

Date	Rank	W/L	Site	Score
11/26/82	-/-	W	H	82-64
3/2/15	-/-	L	N ¹	72-79

¹ - NCAA Tour. First Round (Notre Dame, Ind.)

DETROIT MERCY

Overall Record: 2-0
H: 2-0; A: 0-0; N: 0-0

Date	Rank	W/L	Site	Score
12/2/04	18/-	W	H	86-34
12/16/12	-/-	W	H	111-91

DRAKE

Overall Record: 6-8
H: 5-2; A: 1-6; N: 0-0

Date	Rank	W/L	Site	Score
12/20/79	-/19	W	H	70-66
2/20/79	-/-	L	A	77-80
11/18/79	-/-	W	H	85-71

2/20/80	-/-	L	A	69-77
12/9/80	-/-	L	A	77-81
2/18/81	18/-	W	H	77-66
12/1/81	-/-	L	H	58-78
2/2/82	-/-	L	A	60-87
12/9/84	-/-	W	H	68-58
12/17/85	-/-	L	A	71-81
12/2/87	-/-	L	A	65-74
12/29/88	-/-	L	H	81-84
11/25/03	11/-	W	A	73-50
12/23/04	13/-	W	H	74-57

DREXEL

Overall Record: 1-0
H: 0-0; A: 0-0; N: 1-0

Date	Rank	W/L	Site	Score
11/28/08	-/-	W	N ¹	74-50

¹ - Coors Classic (Boulder, Colo.)

DUKE

Overall Record: 1-1
H: 0-0; A: 0-1; N: 1-0

Date	Rank	W/L	Site	Score
3/30/04	24/1	W	N ¹	82-75
12/3/15	-/14	L	A ²	64-84

¹ - NCAA Tournament Elite 8 (Norfolk, Va.)

² - Big Ten/ACC Challenge

EASTERN ILLINOIS

Overall Record: 0-1
H: 0-0; A: 0-0; N: 0-1

Date	Rank	W/L	Site	Score
12/2/00	-/-	L	N ¹	72-73

¹ - Kansas Tournament (Lawrence, Kan.)

EASTERN MICHIGAN

Overall Record: 1-0
H: 1-0; A: 0-0; N: 0-0

Date	Rank	W/L	Site	Score
12/3/17	-/-	W	H	80-56

FAIRFIELD

Overall Record: 1-0
H: 0-0; A: 0-0; N: 1-0

Date	Rank	W/L	Site	Score
12/20/96	-/-	W	N ¹	74-68

¹ - UNLV Lady Rebel Roundup (Las Vegas, Nev.)

FLORIDA A&M

Overall Record: 0-1
H: 0-0; A: 0-0; N: 0-1

Date	Rank	W/L	Site	Score
11/24/84	-/-	L	N ¹	57-66

¹ - Queens Classic (Plainview, Texas)

FLORIDA INTERNATIONAL

Overall Record: 0-2
H: 0-0; A: 0-2; N: 0-0

Date	Rank	W/L	Site	Score
12/20/86	-/-	L	A	69-87
12/19/91	-/-	L	A	70-88

FLORIDA STATE

Overall Record: 0-2
H: 0-1; A: 0-0; N: 0-1

Date	Rank	W/L	Site	Score
11/12/11	-/21	L	N ¹	56-68
11/30/16	-/8	L	H ²	61-75

¹ - WBI Tip Off (Daytona Beach, Fla.)

² - ACC/Big Ten Challenge

FORT VALLEY STATE

Overall Record: 1-0
H: 0-0; A: 0-0; N: 1-0

Date	Rank	W/L	Site	Score
3/18/78	-/-	W	N ¹	75-74

¹ - NWIT (Amarillo, Texas)

GEORGE WASHINGTON

Overall Record: 1-0
H: 0-0; A: 1-0; N: 0-0

Date	Rank	W/L	Site	Score
12/10/19	-/-	W	A	83-50

GEORGETOWN

Overall Record: 3-1
H: 2-0; A: 1-1; N: 0-0

Date	Rank	W/L	Site	Score
12/4/98	-/-	L	A	65-72
11/21/99	-/-	W	H	60-57
11/18/16	-/-	W	H	68-60
12/7/17	-/-	W	A	73-63

GEORGIA

Overall Record: 0-2
H: 0-0; A: 0-0; N: 0-2

Date	Rank	W/L	Site	Score
12/30/82	-/9	L	N ¹	61-65
11/24/16	-/-	L	N ²	58-70

¹ - Dial Classic (Miami, Fla.)

² - Junkanoo Jam (Bimini, Bahamas)

GEORGIA SOUTHERN

Overall Record: 1-0
H: 0-0; A: 0-0; N: 1-0

Date	Rank	W/L	Site	Score
11/29/91	-/-	W	N ¹	83-62

¹ - Ronald McDonald House Classic (Raleigh, N.C.)

GEORGIA STATE

Overall Record: 1-0
H: 0-0; A: 0-0; N: 1-0

Date	Rank	W/L	Site	Score
12/28/03	7/-	W	N ¹	81-52

¹ - Virginia Cavalier Classic (Charlottesville, Va.)

GEORGIA TECH

Overall Record: 2-2
H: 0-2; A: 1-0; N: 1-0

Date	Rank	W/L	Site	Score
12/1/90	-/-	L	H	69-84
12/13/91	-/-	L	H	62-82
12/1/93	-/-	W	A	77-73
11/30/14	-/-	W	N ¹	72-69

¹ - Gulf Coast Showcase (Fort Myers, Fla.)

GRAND VIEW

Overall Record: 1-1
H: 0-1; A: 1-0; N: 0-0

Date	Rank	W/L	Site	Score
1/10/76	-/-	L	H	36-69
1/14/78	-/-	W	A	64-62

GREEN BAY

Overall Record: 8-6
H: 5-2; A: 2-3; N: 1-1

Date	Rank	W/L	Site	Score
11/23/91	-/-	W	H	55-49
12/28/92	-/-	W	A	79-66
12/14/93	-/-	W	H	73-54
12/12/94	-/-	L	A	42-65
12/9/95	-/-	W	H	63-60
12/15/96	-/-	L	A	63-66
11/15/97	-/-	L	H	65-72
12/5/99	-/-	L	A	42-64
12/21/03	9/-	W	H	75-55
12/8/04	16/-	W	A	60-51
11/24/06	-/-	L	N ¹	66-75
11/14/10	-/-	L	H	75-79
3/19/14	-/-	W	H ²	62-60
3/16/18	-/22	W	N ³	89-77

¹ - Northern Arizona Tour. (Flagstaff, Ariz.)

² - WNIT First Round

³ - NCAA Tour. First Round (Eugene, Ore.)

HARVARD

Overall Record: 4-0
H: 2-0; A: 1-0; N: 1-0

Date	Rank	W/L	Site	Score
12/19/80	-/-	W	N ¹	101-42
12/8/02	12/-	W	A	92-68
12/10/11	-/-	W	H	79-53
11/12/16	-/-	W	H	103-87

¹ - Princeton Invitational (Princeton, N.J.)

HAWAII

Overall Record: 1-2
H: 0-0; A: 1-2; N: 0-0

Date	Rank	W/L	Site	Score
11/20/98	-/-	L	A	52-63
11/25/07	-/-	W	A	72-54
12/1/13	-/-	L ot	A	71-77

HIGH POINT

Overall Record: 1-0
H: 0-0; A: 1-0; N: 0-0

Date	Rank	W/L	Site	Score
12/9/01	-/-	W	A	93-69

HOWARD

Overall Record: 0-1
H: 0-0; A: 0-1; N: 0-0

Date	Rank	W/L	Site	Score
12/2/98	-/-	L	A	51-53

IDAHO STATE

Overall Record: 1-0
H: 1-0; A: 0-0; N: 0-0

Date	Rank	W/L	Site	Score
12/9/09	-/-	W	H	79-44

ILLINOIS

Overall Record: 29-38
H: 18-13; A: 10-23; N: 1-2

Date	Rank	W/L	Site	Score
12/7/74	-/-	W	N ¹	62-46
2/7/76	-/-	L	A	52-62
12/2/77	-/-	L	N ²	45-57
1/7/83	-/-	W	A	91-75
3/12/83	-/-	W	H	89-65
1/6/84	-/-	W	H	71-57
3/10/84	-/-	W	A	71-67
1/4/85	-/-	W	A	77-61
3/9/85	-/-	W	H	74-67
1/3/86	-/-	L	H	63-82
3/8/86	-/-	L	A	68-79
1/18/87	-/19	L	H	59-79
2/13/87	-/-	L	A	60-64
1/24/88	-/-	W	A	59-55
2/19/88	-/-	L	H	79-82
1/15/89	-/-	L	A	60-71
2/10/89	-/-	W	H	78-58
1/14/90	-/-	W	H	84-71
2/11/90	-/-	L	A	62-86
1/13/91	-/-	L	H	60-78
2/8/91	-/-	L	A	63-71
12/2/92	-/-	W	H	82-70
2/28/92	-/-	L	A	61-72
1/17/93	-/-	W	H	66-56
1/16/94	-/-	L	A	78-88
1/15/95	-/-	L	A	54-66
2/10/95	-/-	W	H	92-46
1/14/96	-/-	L	H	76-87
2/9/96	-/-	L	A	71-96
1/10/97	-/-	L	ot H	85-89
2/9/97	-/18	L	A	76-95
3/1/97	-/18	L	N ³	76-98
1/9/98	-/11	L	A	60-86
2/8/98	-/12	L	H	67-75
1/29/99	-/-	L	H	69-88
2/6/00	-/23	L	A	49-81
1/28/01	-/-	L	H	81-88
2/4/01	-/-	L	A	71-101

1/3/02	-/-	W	H	89-75
1/31/02	22/-	W ot	A	79-76
1/9/03	9/-	W	H	77-62
1/26/03	10/-	L	A	80-94
1/15/04	6/-	W	H	74-59
2/15/04	10/-	W	A	63-54
2/23/05	12/-	W	H	80-68
2/2/06	12/-	W	A	64-49
12/31/06	-/-	W	H	70-61
1/18/07	-/-	L	A	54-64
1/10/08	-/-	L	A	57-66
2/7/08	-/-	W	H	61-56
1/3/09	-/-	W	A	52-48
3/1/09	-/-	L	H	50-61
1/10/10	-/-	L	A	62-64
1/31/10	-/-	L	H	48-61
12/30/10	-/-	L	A	50-64
2/2/12	-/-	L	A	67-72
2/16/12	-/-	W	H	60-53
1/28/13	-/-	L	H	86-91
2/9/13	-/-	L	A	66-76
2/9/14	-/-	W	H	66-61
2/5/15	-/-	L	A	69-95
1/7/16	-/-	W	A	106-75
1/26/16	-/-	W	H	82-77
1/18/17	-/-	W	H	78-50
2/25/18	-/-	W	A	84-75
1/9/19	12/-	L	H	62-66
1/12/20	-/-	L	A	71-74

¹ - Big Ten Tour. (UO), (Iowa City, Iowa)

² - Big Ten Tour. (UO), (West Lafayette, Ind.)

³ - Big Ten Tournament (Indianapolis, Ind.)

ILLINOIS-CHICAGO

Overall Record: 4-1

H: 4-0; A: 0-1; N: 0-0

Date	Rank	W/L	Site	Score
1/29/82	-/-	L	A	61-62
1/25/82	-/-	W	H	81-49
11/30/90	-/-	W	H	79-59
3/14/07	-/-	W	H ¹	97-54
11/21/09	-/-	W	H	94-58

¹ - WNIT First Round

ILLINOIS STATE

Overall Record: 2-2

H: 2-0; A: 0-2; N: 0-0

Date	Rank	W/L	Site	Score
12/5/86	-/-	W	H	72-67
12/5/87	-/-	L	A	60-82
12/17/97	-/-	L	A	51-65
11/17/98	-/-	W	H	67-63

INCARNATE WORD

Overall Record: 1-0

H: 1-0; A: 0-0; N: 0-0

Date	Rank	W/L	Site	Score
12/5/18	14/-	W	H	75-39

INDIANA

Overall Record: 37-33

H: 20-12; A: 15-17; N: 2-4

Date	Rank	W/L	Site	Score
1974-75	-/-	L	N ¹	37-93
2/11/78	-/-	W	N ²	64-38
2/28/81	15/-	W	H	81-74
1/9/82	-/-	W	A	79-65
2/28/82	-/-	W	N ³	70-66
2/4/83	-/-	W	H	86-80
2/13/83	-/-	L	A	69-80
2/3/84	-/-	W	A	75-67
2/12/84	-/-	L	H	65-78
2/3/85	-/-	W	H	69-65
3/1/85	-/-	W	A	90-77
2/2/86	-/-	L	A	67-80
2/28/86	-/-	L	H	69-75
1/25/87	-/-	L	A	57-71
2/20/87	-/-	W	H	60-44

1/31/88	-/-	W	H	82-71
2/26/88	-/-	W	A	62-61
2/19/89	-/-	W ot	H	86-85
2/26/89	-/-	L	A	84-94
1/28/90	-/-	L	A	59-61
2/23/90	-/-	W	H	85-67
1/20/91	-/-	L	A	63-92
2/15/91	-/-	L	H	67-83
1/19/92	-/-	L	H	73-79
2/14/92	-/-	L	A	67-73
1/24/93	-2/3	W	H	80-70
2/19/93	-/-	W	A	60-59
1/23/94	-/-	W	A	73-68
2/18/94	-/-	W	H	93-74
1/22/95	-/-	W ot	A	81-76
1/21/96	-/-	L	H	67-72
1/3/97	-/-	L	A	48-61
2/16/97	-/-	L	H	75-103
1/2/98	-/-	L	H	75-84
2/15/98	-/-	L	A	42-75
1/17/99	-/-	L	H	66-80
2/30/00	-/-	W	A	61-53
1/4/01	-/-	L	H	76-79
1/11/01	-/-	L	A	64-92
3/1/01	-/-	L	N ⁴	56-78
1/27/02	23/-	W	H	75-60
2/17/02	15/-	L	A	73-83
2/9/03	15/-	W	A	59-56
1/29/04	14/-	W	H	78-46
1/2/05	12/-	W	H	61-47
2/24/05	15/-	W	A	52-35
1/9/06	17/-	W	A	69-64
2/23/06	22/-	W	H	65-58
3/3/06	20/-	L	N ⁵	46-61
2/4/07	-/-	L	A	65-69
2/11/07	-/-	W	H	79-69
1/17/08	-/-	L tot	A	77-80
2/28/08	-/-	W	H	69-54
1/8/09	-/-	W	H	70-62
2/21/10	-/-	W	A	59-50
2/12/11	-/-	L ot	H	79-80
2/3/11	-/-	W	A	65-59
1/2/12	-/-	W	H	84-43
3/3/13	-/-	W	A	89-83
1/19/14	-/-	L ot	A	78-83
2/27/14	-/-	W	H	73-62
1/18/15	23/-	W	H	65-61
1/17/16	-/-	W	H	78-76
2/18/16	-/-	L	A	79-93
1/4/17	-/-	L	A	62-78
2/20/18	-/-	L	H	70-82
2/6/19	-/-	W	A	65-61
3/7/19	-/-	L	N ⁵	58-66
1/27/20	-2/0	L	A	52-65
2/22/20	-2/4	L	H	69-75

¹ - Big Ten Tour. (UO), (Iowa City, Iowa)

² - Big Ten Tour. (UO), (West Lafayette, Ind.)

³ - Northern Lights Tournament

(Anchorage, Alaska)

⁴ - Big Ten Tour. (Grand Rapids, Mich.)

⁵ - Big Ten Tournament (Indianapolis, Ind.)

INDIANA STATE

Overall Record: 0-1

H: 0-0; A: 0-0; N: 0-1

Date	Rank	W/L	Site	Score
11/25/77	-/-	L	N ¹	52-66

¹ - Drake Thanksgiving Tournament

(Des Moines, Iowa)

IOWA

Overall Record: 27-53

H: 17-20; A: 8-30; N: 2-3

Date	Rank	W/L	Site	Score
1974-75	-/-	L	A	33-55
2/18/78	-/-	W	A	83-79
12/23/78	-/-	L	A	82-91
2/3/79	-/-	W	H	90-79

2/9/79	-/-	W	N ¹	84-64
2/12/80	-/-	L	A	68-70
2/23/80	-/-	W	H	92-67
11/22/80	-/-	W	A	94-71
1/30/81	18/-	W	H	71-52
11/15/81	-/-	W	A	77-52
1/25/82	-/-	W	H	90-43
1/21/83	-/-	W	A	73-62
2/27/83	-/-	W	H	78-53
1/20/84	-/-	W	H	57-55
2/26/84	-/-	L	A	58-79
1/11/85	-/-	L	A	38-60
2/8/85	-/-	L	H	58-66
1/10/86	-1/7	L	H	63-66
2/7/86	-1/8	L	A	51-61
1/9/87	-1/4	L	A	40-81
2/6/87	-1/2	L	H	60-78
1/15/88	-1	L	H	41-84
2/12/88	-1	L	A	51-100
1/21/89	-5	L	A	54-97
2/17/89	-7	L	H	73-80
1/19/90	-13	L	H	43-79
2/16/90	-14	L	A	58-87
1/25/91	-2/3	L	A	51-70
2/22/91	-2/1	L	H	46-70
1/10/92	-5	L	A	68-85
3/12/92	-7	L	H	47-65
1/10/93	-5	L	H	47-75
3/12/93	-4	L	A	59-83
1/5/94	-12	L	A	59-69
3/11/94	-2/3	W	H	64-58
1/29/95	-/-	W	H	70-56
3/3/95	-/-	L	N ²	44-57
1/28/96	-8	L	A	51-94
12/28/96	-/-	L	H	48-61
2/23/97	-/-	L	A	42-78
12/28/97	-/-	L	A	55-91
2/22/98	-/-	L	H	59-71
1/5/99	-/-	L	H	58-66
2/12/99	-/-	L	A	62-79
1/13/00	-/-	L	A	51-80
2/20/00	-/-	L	H	53-77
2/11/01	-/-	L	H	71-82
2/3/02	22/-	W	A	94-83
1/12/03	9/-	W	H	94-65
2/20/03	16/-	W	A	77-60
3/7/03	13/-	L	N ²	77-80
1/11/04	6/-	W	H	75-61
2/19/04	11/-	L	A	61-81
2/3/05	14/-	W	H	81-50
1/22/06	16/-	W	A	80-68
2/28/06	-/-	L	H	56-58
1/25/07	-/-	W ot	A	80-78
1/3/08	-/-	L ot	H	66-68
2/17/08	-/-	L	A	69-72
1/11/09	-/-	L	A	57-74
2/8/09	-/-	W	H	64-58
3/6/09	-/-	L	N ²	64-79
1/3/10	-/-	W ot	H	72-69
2/18/10	-/-	L	A	54-75
1/5/11	-2/1	L	H	57-63
2/10/11	-/-	L	A	62-64
2/9/12	-/-	L	A	58-75
2/7/13	-/-	W	H	72-60
1/8/14	-/-	L	A	71-78
1/19/14	-/-	L	H	56-64
2/17/15	-1/3	W	H	93-80
3/1/15	-1/7	L	A	76-92
2/15/16	-/-	W	H	78-76
1/21/17	-/-	L	A	65-80
1/21/18	-2/0	W	H	77-72
2/4/18	-/-	L	A	84-92
3/2/18	-/-	W	N ²	90-89
1/14/19	23/22	L	H	63-81
1/16/20	-2/2	L	H	75-76
2/27/20	-1/8	L	A	82-90

¹ - Big Ten Tour. (UO), (Bloomington, Ind.)

² - Big Ten Tournament (Indianapolis, Ind.)

IOWA STATE

Overall Record: 10-8

H: 7-2; A: 2-6; N: 1-0

Date	Rank	W/L	Site	Score
1/13/78	-/-	L	A	70-76
12/2/78	-/-	W	H	85-73
12/3/79	-/-	W	A	78-53
1/5/81	-/-	W	H	75-43
1/27/81	18/-	W	A	88-49
12/8/81	-/-	L	A	62-68
2/17/82	-/-	W	H	84-56
3/12/82	-/-	W	N ¹	81-62
11/30/83	-/-	W	H	61-48
12/19/88	-/-	L	A	54-77
12/10/89	-/-	W	H	86-81
11/24/96	-/-	L	H	69-73
12/4/97	-/-	L	A	69-86
12/22/05	17/-	W	H	66-61
12/9/06	-/-	L	A	57-67
12/21/07	-/-	W	H	69-61
12/21/08	-/-	L	A	42-58
12/13/09	-/-	L	H	60-77

¹ - AAW Region VI Tour. (Warrensburg, Mo.)

IUPUI

Overall Record: 1-1

H: 1-0; A: 0-1; N: 0-0

Date	Rank	W/L	Site	Score
12/3/00	-/-	W	H	80-57
12/31/00	-/-	L	A	80-85

JACKSON STATE

Overall Record: 0-1

H: 0-1; A: 0-0; N: 0-0

Date	Rank	W/L	Site	Score
3/18/81	15/-	L	H	65-68

JAMES MADISON

Overall Record: 1-2

H: 0-1; A: 0-1; N: 1-0

KANSAS CITY

Overall Record: 3-0
H: 2-0; A: 1-0; N: 0-0

Date	Rank	W/L	Site	Score
12/13/02	12/-	W	H	88-53
12/7/03	9/-	W	A	79-53
12/7/12	-/-	W	H	87-49

KANSAS STATE

Overall Record: 6-11
H: 3-3; A: 2-7; N: 1-1

Date	Rank	W/L	Site	Score
12/29/77	-/-	L	A	30-70
3/9/78	-/-	L	A	81-96
1/6/79	-/-	L	H	62-100
1/27/79	-/-	W	A	68-66
3/9/79	-/-	L	H	80-84
2/15/80	-11	L	A	68-103
3/8/80	-12	L	N ¹	63-70
1/9/81	-16	W	N ²	71-70
1/24/81	-16	W	H	70-54
2/6/82	-/-	L	A	68-77
11/30/85	-/-	L	H	50-87
12/1/86	-/-	L	A	68-79
12/30/89	-/-	L	A	80-100
12/30/92	-/-	W	A	58-44
12/21/93	-/-	W	H	76-65
12/2/94	-/-	L	A	73-75
3/23/04	24/8	W	H ³	80-61

¹ - AAUW Region VI Tour, (Warrensburg, Mo.)

² - Shocker Pizza Hut Classic (Wichita, Kan.)

³ - NCAA Tournament Second Round

KENT STATE

Overall Record: 3-0
H: 1-0; A: 1-0; N: 1-0

Date	Rank	W/L	Site	Score
11/25/06	-/-	W	N ¹	70-67
11/24/15	-/-	W	A	85-73
12/22/16	-/-	W	H	92-62

¹ - Northern Arizona Tour, (Flagstaff, Ariz.)

KENTUCKY

Overall Record: 1-0
H: 1-0; A: 0-0; N: 0-0

Date	Rank	W/L	Site	Score
11/23/07	-/-	W	H	92-80

LAKEHEAD

Overall Record: 4-2
H: 3-1; A: 1-1; N: 0-0

Date	Rank	W/L	Site	Score
12/5/75	-/-	W	H	53-49
12/6/75	-/-	L	H	48-51
1/1/77	-/-	L	A	66-68
12/7/77	-/-	W	A	80-59
12/2/77	-/-	W	H	71-42
12/3/77	-/-	W	H	50-49

LAMAR

Overall Record: 1-0
H: 1-0; A: 0-0; N: 0-0

Date	Rank	W/L	Site	Score
11/15/09	-/-	W	H	84-45

LEHIGH

Overall Record: 2-0
H: 2-0; A: 0-0; N: 0-0

Date	Rank	W/L	Site	Score
11/11/17	-/-	W	H	107-73
12/21/19	-/-	W	H	77-49

LIBERTY

Overall Record: 1-0
H: 1-0; A: 0-0; N: 0-0

Date	Rank	W/L	Site	Score
12/20/14	-/-	W	H	74-60

LONG BEACH STATE

Overall Record: 0-1
H: 0-0; A: 0-1; N: 0-0

Date	Rank	W/L	Site	Score
12/19/81	-/5	L	A	59-81

LOUISIANA MONROE

Overall Record: 0-1
H: 0-1; A: 0-0; N: 0-0

Date	Rank	W/L	Site	Score
12/1/84	-/7	L	H	66-82

LOUISVILLE

Overall Record: 3-0
H: 2-0; A: 0-0; N: 1-0

Date	Rank	W/L	Site	Score
11/29/80	-/-	W	H	101-72
11/26/00	-/-	W	N ¹	68-64
11/18/07	-/22	W	H	74-69

¹ - Torneo Cancun de Basquetbol (Cancun, Mexico)

LOYOLA CHICAGO

Overall Record: 3-0
H: 2-0; A: 1-0; N: 0-0

Date	Rank	W/L	Site	Score
12/22/01	-/-	W	H	90-61
11/27/02	14/-	W	A	84-67
11/26/13	-/-	W	H	80-36

LSU

Overall Record: 1-2
H: 1-1; A: 0-1; N: 0-0

Date	Rank	W/L	Site	Score
11/28/81	-/-	W	H	75-73
12/14/04	13/1	L	H	67-75
1/7/06	15/3	L	A	45-66

MAINE

Overall Record: 2-0
H: 2-0; A: 0-0; N: 0-0

Date	Rank	W/L	Site	Score
11/18/12	-/-	W	H	77-60
11/20/15	-/-	W	H	91-64

MANHATTAN

Overall Record: 1-0
H: 1-0; A: 0-0; N: 0-0

Date	Rank	W/L	Site	Score
3/23/12	-/-	W	H ¹	67-54

¹ - WBI Tournament

MANITOBA

Overall Record: 1-0
H: 1-0; A: 0-0; N: 0-0

Date	Rank	W/L	Site	Score
12/30/79	-/-	W	H	108-30

MARIST

Overall Record: 1-0
H: 0-0; A: 1-0; N: 0-0

Date	Rank	W/L	Site	Score
12/23/00	-/-	W	A	79-61

MARQUETTE

Overall Record: 4-4
H: 2-2; A: 2-2; N: 0-0

Date	Rank	W/L	Site	Score
11/26/90	-/-	W	H	80-65
12/21/91	-/-	W	A	105-100
1/5/93	-/-	L	H	87-89
12/1/93	-/-	L	A	68-87
12/22/94	-/-	W	H	86-78
12/20/95	-/-	W	A	80-73
12/6/96	-/-	L	H	62-75
12/2/97	-/-	L	A	57-67

MARTIN LUTHER COLLEGE

Overall Record: 4-2
H: 1-1; A: 3-1; N: 0-0

Date	Rank	W/L	Site	Score
1/15/74	-/-	L	A	37-44
1/26/76	-/-	W	A	73-69
2/19/76	-/-	L	H	54-59
1/14/77	-/-	W	A	71-34
2/16/77	-/-	W	H	76-37
2/6/78	-/-	W	A	83-39

MARYLAND

Overall Record: 1-9
H: 1-3; A: 0-5; N: 0-1

Date	Rank	W/L	Site	Score
12/22/80	-18	L	A	74-86
12/3/09	-/-	L	A ¹	45-66
1/11/15	23/12	L	H	73-77
2/28/16	-/6	L	A	77-110
1/1/17	-/4	L	H	72-83
2/26/17	-/2	L	A	60-93
3/3/17	-/4	L	N ²	80-92
2/18/18	-10	W	H	93-74
2/21/19	-/8	L	A	69-71
3/1/20	-/7	L	H	44-99

¹ - Big Ten/ACC Challenge

² - Big Ten Tournament (Indianapolis, Ind.)

MASSACHUSETTS

Overall Record: 2-0
H: 0-0; A: 0-0; N: 2-0

Date	Rank	W/L	Site	Score
11/22/98	-/-	W	N ¹	64-56
11/29/08	-/-	W	N ²	86-67

¹ - Hawaiian Wahine Classic

(Honolulu, Hawaii)

² - Coors Classic (Boulder, Colo.)

MEMPHIS

Overall Record: 3-1
H: 2-0; A: 1-0; N: 0-1

Date	Rank	W/L	Site	Score
1/13/79	-/-	L	N ¹	80-83
11/27/82	-/-	W	H	84-76
11/23/14	-/-	W	A	68-62
12/12/15	-/-	W	H	70-60

¹ - CMSU Jennies Classic (Warrensburg, Mo.)

MIAMI (FL)

Overall Record: 3-1
H: 2-0; A: 1-1; N: 0-0

Date	Rank	W/L	Site	Score
12/22/86	-/-	L	A	64-77
11/28/87	-/-	W	H	76-72
12/30/01	-/-	W	A	80-65
12/5/13	-/-	W	H ¹	74-67

¹ - Big Ten/ACC Challenge

MIAMI (OH)

Overall Record: 1-0
H: 1-0; A: 0-0; N: 0-0

Date	Rank	W/L	Site	Score
11/25/83	-/-	W	H	76-58

MICHIGAN

Overall Record: 35-30
H: 19-12; A: 14-17; N: 2-1

Date	Rank	W/L	Site	Score
2/6/76	-/-	W	N ¹	68-67
2/11/77	-/-	W	N ²	67-61
1/14/83	-/-	W	H	90-43
3/6/83	-/-	W	A	84-77
1/13/84	-/-	W	A	81-75
3/4/84	-/-	W	H	89-78
1/18/85	-/-	W	H	76-49
2/17/85	-/-	W	A	84-75
1/17/86	-/-	L	A	56-70

2/16/86	-/-	L	H	60-74
1/30/87	-/-	W	H	81-73
3/1/87	-/-	W	A	92-60
2/5/88	-/-	L	A	71-84
3/6/88	-/-	L	H	77-86
1/8/89	-/-	W	H	84-69
3/11/89	-/-	L	A	64-81
1/5/90	-/-	L	A	53-70
3/10/90	-/-	L	H	69-80
2/1/91	-/-	L	H	51-65
3/3/91	-/-	L	A	70-74
1/24/92	-/-	L	A	77-83
2/23/92	-/-	L	H	65-67
1/31/93	-/-	W	A	71-62
2/26/93	-/-	W	H	85-69
1/30/94	-/-	W	H	79-70
2/25/94	-/-	W	A	88-59
1/27/95	-/-	W	H	76-58
1/26/96	-/-	L	A	52-64
12/30/96	-/-	L	H	63-82
2/21/97	-/-	L	A	75-107
12/30/97	-/-	L	A	74-94
2/20/98	-/-	L	H	53-57
1/10/99	-/-	W	A	54-47
2/5/99	-/-	L	H	65-88
2/26/99	-/-	L	N ³	55-74
1/2/00	-/-	L	H	53-77
1/30/00	-/-	L	A	55-73
2/1/01	-/-	L	A	51-69
1/17/02	-/-	W	H	84-75
12/2/03	10/-	W	H	98-70
3/2/03	13/-	W	A	76-63
1/1/04	6/-	W	H	64-44
2/29/04	12/-	L	A	47-57
1/20/05	12/-	W	H	73-49
2/6/05	14/-	W	A	76-55
1/19/06	16/-	W	A	85-57
2/5/06	12/-	W	H	83-48
2/22/07	-/-	W	H	66-53
3/2/08	-/-	W	A	63-48
1/18/09	-/-	W	H	52-46
2/15/09	-/-	W	A	60-59
2/7/10	-/-	L	A	40-74
2/25/10	-/-	L	H	54-65
1/30/11	-/-	W	H	60-50
2/24/11	-/-	W	2ot	82-78
1/15/12	-/-	L	A	57-61
1/31/13	-/-	W	H	83-67
2/1/14	-/-	W	A	85-69
2/21/15	-/-	W	2ot	91-88
1/10/16	-/-	L	H	86-93
1/31/16	-/-	L	A	76-92
1/15/17	-/-	L	A	69-84
2/14/18	-/23	W	H	93-87
12/31/18	12/-	L	A	60-76
2/10/20	-/-	L	H	52-77

¹ - Big Ten Tournament (IU), (Champaign, Ill.)

² - Big Ten Tour, (IU), (West Lafayette, Ind.)

³ - Big Ten Tournament (Indianapolis, Ind.)

MICHIGAN STATE

3/9/89	-/-	L	A	54-88
1/7/90	-/-	L	A	52-77
3/8/90	-/-	W	H	66-65
2/3/91	-/-	W	H	58-55
3/1/91	-/-	L	A	52-68
1/26/92	-/-	L	A	66-75
2/21/92	-/-	W ^{ot}	H	78-68
1/29/93	-/-	W	A	70-61
2/28/93	-/-	L	H	54-71
1/28/94	-/-	W	H	82-69
2/27/94	-/-	W	A	66-62
2/3/95	-/-	L	A	66-69
2/2/96	-/-	L	H	61-81
1/12/97	-/-	L	H	65-76
2/7/97	-/-	L	A	51-103
1/11/98	-/-	W	A	81-73
2/6/98	-/-	L	H	60-68
1/22/99	-/-	L	A	58-73
2/27/00	-/-	W ^{ot}	H	75-71
1/7/01	-/-	L	H	65-66
2/25/01	-/-	L	A	50-58
1/7/02	-/-	W	A	70-69
2/24/02	14/-	L	H	72-80
1/23/03	10/-	L	A	71-74
1/25/04	9/20	L	H	69-72
1/16/05	11/9	L	A	49-62
2/10/05	12/9	L	H	48-79
3/7/05	12/7	L	N ²	49-55
1/15/06	17/9	W	H	71-58
2/9/06	11/15	L	A	61-84
2/25/07	-/-	L	A	50-57
3/2/07	-/-	L	N ²	68-77
12/28/07	-/-	W	A	74-63
1/27/08	-/-	W	H	81-69
3/7/08	-/-	L	N ²	51-56
2/22/09	-/-	W	H	60-44
2/26/09	-/-	W	A	66-51
1/24/10	-/-	L	H	57-66
2/28/10	-/-	L	A	50-70
1/23/11	-/-	L	A	54-66
2/27/11	-/-	L	H	51-65
1/19/12	-/-	W	H	71-65
1/3/13	-/-	L	A	51-66
1/4/14	-/-	L	H	56-81
2/24/14	-/-	L	A	61-75
2/8/15	-/-	W	H	86-79
2/21/16	-/-	L	A	106-114
1/30/17	-/-	L	H	74-93
2/16/17	-/-	L	A	69-85
1/7/18	-/-	W	H	83-77
1/9/19	18/23	L	A	68-86
3/3/19	-/-	W	H	82-63
2/17/20	-/-	L	A	54-66

¹ - Big Ten Tournament (UO), (Madison, Wis.)
² - Big Ten Tournament (Indianapolis, Ind.)

MIDDLE TENNESSEE STATE

Overall Record: 0-1				
H: 0-1, A: 0-0, N: 0-0				
Date	Rank	W/L	Site	Score
11/19/06	-/-	L	H	61-79

MILWAUKEE

Overall Record: 3-1				
H: 3-1, A: 0-0, N: 0-0				
Date	Rank	W/L	Site	Score
11/29/97	-/-	L	H	57-75
11/20/10	-/-	W	H	76-53
3/16/16	-/-	W	H ¹	87-80
11/14/19	-/-	W	H	77-61

¹ - WNIT First Round

MINNESOTA DULUTH

Overall Record: 5-1				
H: 2-0, A: 3-1, N: 0-0				
Date	Rank	W/L	Site	Score
1/18/74	-/-	L	A	37-38
2/4/74	-/-	W	H	38-37

2/13/75	-/-	W	A	60-45
1/12/76	-/-	W	A	55-29
1/24/77	-/-	W	H	52-41
1/21/78	-/-	W	A	99-52

MINNESOTA STATE MANKATO

Overall Record: 10-5				
H: 6-3, A: 4-2, N: 0-0				
Date	Rank	W/L	Site	Score
1/22/74	-/-	L	H	42-43
2/12/74	-/-	L	A	40-46
1/974-75	-/-	L	A	37-46
2/6/75	-/-	L	H	49-50
3/1/75	-/-	L	H	49-52
12/27/75	-/-	W	A	73-44
1/16/76	-/-	W	H	59-36
1/7/77	-/-	W	H	60-25
1/18/77	-/-	W	A	60-35
2/25/77	-/-	W	H	60-44
2/26/77	-/-	W	H	48-44
1/6/78	-/-	W	H	100-62
3/1/78	-/-	W	A	91-66
1/23/79	-/-	W	H	82-55
2/14/79	-/-	W	A	72-52

MINNESOTA STATE MOORHEAD

Overall Record: 1-0				
H: 0-0, A: 1-0, N: 0-0				
Date	Rank	W/L	Site	Score
1/22/77	-/-	W	A	57-56

MISSISSIPPI

Overall Record: 1-0				
H: 0-0, A: 0-0, N: 1-0				
Date	Rank	W/L	Site	Score
3/17/79	-/-	W	N ¹	81-73

¹ - WNIT (Amarillo, Texas)

MISSOURI

Overall Record: 5-4				
H: 3-1, A: 1-3, N: 1-0				
Date	Rank	W/L	Site	Score
3/24/77	-/-	L	H	39-60
11/18/78	-/-	L	A	57-72
11/17/79	-/-	W ^{ot}	H	88-82
11/20/80	-/-	W	A	89-82
3/14/81	15/-	W	H	75-65
3/3/82	-/-	L	A	57-58
12/19/85	-/-	L	A	74-93
12/19/87	-/-	W	H	71-61
11/24/12	-/-	W	N ¹	59-54

¹ - Cancun Challenge (Cancun, Mexico)

MISSOURI STATE

Overall Record: 0-1				
H: 0-1, A: 0-0, N: 0-0				
Date	Rank	W/L	Site	Score
11/5/19	23/-	L	H	69-77

MONMOUTH

Overall Record: 1-0				
H: 1-0, A: 0-0, N: 0-0				
Date	Rank	W/L	Site	Score
11/26/94	-/-	W	H	71-54

MONTANA

Overall Record: 0-1				
H: 0-0, A: 0-1, N: 0-0				
Date	Rank	W/L	Site	Score
12/16/84	-/-	L	A	71-83

MONTANA STATE

Overall Record: 1-0				
H: 1-0, A: 0-0, N: 0-0				
Date	Rank	W/L	Site	Score
11/23/19	-/-	W	H	71-60

MONTCLAIR STATE

Overall Record: 0-1				
H: 0-0, A: 0-1, N: 0-0				
Date	Rank	W/L	Site	Score
12/2/79	-/-	L	A	60-74

NATIONAL COLLEGE

Overall Record: 1-0				
H: 1-0, A: 0-0, N: 0-0				
Date	Rank	W/L	Site	Score
1/6/82	-/-	W	H	81-44

NAVY

Overall Record: 1-0				
H: 1-0, A: 0-0, N: 0-0				
Date	Rank	W/L	Site	Score
11/24/13	-/-	W	H	62-55

NEBRASKA

Overall Record: 10-14					
H: 7-2; A: 3-11; N: 0-1					
Date	Rank	W/L	Site	Score	
12/30/77	-/-	L	A	67-68	
11/28/78	-/-	L	A	57-59	
1/3/79	-/-	W	H	63-55	
3/1/80	-/-	L	A	59-72	
12/20/82	-/-	W	A	81-70	
11/30/84	-/-	W	H	90-79	
11/25/88	-/-	L	A	77-90	
1/7/97	-/-	L	A	47-68	
12/3/05	10/-	W	H	78-70	
12/5/06	-/25	W	A	74-65	
1/22/12	-/20	L	A	49-64	
2/13/12	-/16	W	H	64-58	
1/20/13	-/-	L	H	63-84	
2/3/13	-/-	L	A	56-80	
1/16/14	-/18	L	ot	A	85-88
3/7/14	-/16	L	N ¹	67-80	
12/29/14	-/12	W	H	72-69	
2/24/15	-/-	L	A	50-74	
2/11/16	-/-	W	H	110-73	
2/4/17	-/-	W	ot	A	79-69
12/31/17	-/-	L	H	74-79	
1/20/19	23/-	L	A	57-63	
1/4/20	24/-	L	A	58-72	
1/30/20	-/-	W	H	67-61	

¹ - Big Ten Tournament (Indianapolis, Ind.)

NEVADA

Overall Record: 1-0				
H: 0-0, A: 0-0, N: 1-0				
Date	Rank	W/L	Site	Score
11/25/05	12/-	W	N ¹	83-75

¹ - Paradise Jam (US Virgin Islands)

NEW HAMPSHIRE

Overall Record: 1-0				
H: 1-0, A: 0-0, N: 0-0				
Date	Rank	W/L	Site	Score
11/9/18	-/-	W	H	70-47

NEW MEXICO

Overall Record: 4-2				
H: 2-1, A: 1-1, N: 1-0				
Date	Rank	W/L	Site	Score
1/8/81	-/-	W	N ¹	73-53
11/29/85	-/-	W	H	68-57
1/9/05	11/23	W	H	75-35
11/30/05	10/21	L	A	44-62
12/16/15	-/-	L	H	53-72
12/6/16	-/-	W	A	69-65

¹ - Shocker Pizza Hut Classic (Wichita, Kan.)

NEW ORLEANS

Overall Record: 1-0				
H: 0-0, A: 0-0, N: 1-0				
Date	Rank	W/L	Site	Score
11/29/02	14/-	W	N ¹	85-75

¹ - Air Force Tour (Colorado Springs, Colo.)

NJIT

Overall Record: 2-0				
H: 2-0, A: 0-0, N: 0-0				
Date	Rank	W/L	Site	Score
12/23/11	-/-	W	H	71-47
12/28/15	-/-	W	H	83-50

NORTH CAROLINA

Overall Record: 1-4				
H: 0-0, A: 1-3, N: 0-1				
Date	Rank	W/L	Site	Score
1/26/80	-/-	W	A	80-78
12/21/88	-/-	L	A	96-109
3/18/02	18/16	L	A ¹	69-72
11/25/16	-/-	L	N ²	77-91
11/29/17	-/-	L	A ³	83-88

¹ - NCAA Tournament Second Round (Chapel Hill, N.C.)
² - Junkanoo Jam (Bimini, Bahamas)
³ - Big Ten/ACC Challenge

NORTH CAROLINA STATE

Overall Record: 2-3				
H: 0-0, A: 1-1, N: 1-2				
Date	Rank	W/L	Site	Score
12/20/79	-/6	L	N ¹	67-74
1/25/80	-/10	L	N ²	52-74
11/30/91	-/13	L	A	100-108
11/27/10	-/-	W	N ³	71-67
12/3/14	-/-	W	A ⁴	60-55

NORTHERN ARIZONA

Overall Record: 1-0

H: 1-0, A: 0-0, N: 0-0

Date	Rank	W/L	Site	Score
12/22/10	-/-	W	H	82-74

NORTHERN ILLINOIS

Overall Record: 4-2

H: 3-1, A: 1-1, N: 0-0

Date	Rank	W/L	Site	Score
12/1/82	-/-	W	A	91-70
11/28/86	-/-	W	H	87-71
12/17/88	-/-	L	A	75-104
11/28/89	-/-	L	H	75-98
11/26/95	-/-	W	H	88-71
11/13/10	-/-	W	H	79-58

NORTHERN IOWA

Overall Record: 11-0

H: 6-0, A: 5-0, N: 0-0

Date	Rank	W/L	Site	Score
12/30/93	-/-	W	A	90-59
12/10/94	-/-	W	H	89-44
12/15/95	-/-	W	A	80-68
11/28/01	-/-	W	H	80-64
12/22/02	11/-	W	A	69-62
11/10/06	-/-	W	H	75-63
11/13/07	-/-	W	A	68-57
3/25/12	-/-	W	H ¹	88-74
12/21/12	-/-	W	H	86-43
11/9/13	-/-	W	A	73-55
3/22/19	-/-	W	H ²	91-75

¹ - WBI Tournament

² - WNIT First Round

NORTHWEST MISSOURI STATE

Overall Record: 1-0

H: 0-0, A: 0-0, N: 1-0

Date	Rank	W/L	Site	Score
3/7/80	-/-	W	N ¹	67-54

¹ - AIAW Region VI Tournament, (Warrensburg, Mo.)

NORTHWESTERN

Overall Record: 37-37

H: 20-13, A: 16-19, N: 2-5

Date	Rank	W/L	Site	Score
2/11/77	-/-	L	N ¹	68-73
2/9/79	-/-	L	N ²	63-78
2/10/80	-/-	L	N ³	72-86
1/31/81	18/-	W	H	87-83
2/15/81	18/-	W	A	79-73
2/10/82	-/-	W	A	71-63
1/23/83	-/-	L	A	67-72
2/25/83	-/-	L	H	92-97
1/22/84	-/-	L	H	73-82
2/24/84	-/-	L	A	68-74
1/27/85	-/-	L	A	74-80
2/22/85	-/-	W	H	82-70
1/26/86	-/-	W	H	75-70
2/21/86	-/-	L	A	66-77
1/2/87	-/-	L	A	48-88
3/7/87	-/-	L	H	48-79
1/8/88	-/-	W	H	82-77
3/12/88	-/-	L	A	57-68
2/3/89	-/-	L	A	60-69
3/5/89	-/-	L	H	86-89
2/2/90	-/-	L	H	81-99
3/4/90	-/-	L	A	42-77
1/4/91	-/-	L	A	49-90
3/9/91	-/-	L	H	78-87
2/7/92	-/-	L	A	71-85
3/8/92	-/-	L	H	67-99
2/7/93	-/-	L	A	68-76
2/14/93	-/-	W	H	72-70
2/6/94	-/-	W	H	84-74
2/13/94	-/-	L	A	83-89
12/28/94	-/-	W	H	74-54

2/26/95	-/-	L	A	58-74
12/31/95	-/-	L	A	71-84
2/25/96	-/-	L	H	49-73
1/19/97	-/-	L	H	84-91
1/18/98	-/-	L	A	65-84
1/15/99	-/-	W	A	70-68
1/31/99	-/-	L	H	53-66
1/20/00	-/-	L	H	44-50
2/17/00	-/-	W	ot	76-67
1/21/01	-/-	W	H	79-47
2/10/02	18/-	W	A	86-78
2/2/03	15/-	W	H	67-56
2/13/03	17/-	W	A	64-61
1/8/04	6/-	W	A	72-40
2/22/04	11/-	W	H	73-46
3/4/04	12/-	W	N ⁴	68-47
12/30/04	12/-	W	H	62-44
2/27/05	15/-	W	A	70-62
12/29/05	15/-	W	A	69-54
2/26/06	22/-	W	H	71-33
1/11/07	-/-	W	A	65-63
3/1/07	-/-	W	N ⁴	60-43
2/10/08	-/-	W	H	68-48
1/25/09	-/-	W	H	43-40
2/23/09	-/-	L	A	53-62
1/7/10	-/-	W	H	73-65
1/17/10	-/-	L	A	60-61
1/27/11	-/-	W	H	63-58
2/20/11	-/-	L	A	55-62
3/3/11	-/-	L	N ⁴	44-53
1/5/12	-/-	W	A	68-60
2/17/13	-/-	L	H	63-70
1/21/14	-/-	W	H	94-59
2/15/14	-/-	W	A	82-64
2/1/15	-/-	L	A	49-70
1/20/16	-/-	W	H	95-92
2/7/16	-/-	W	ot	112-106
3/3/16	-/-	L	N ⁴	74-84
2/13/17	-/-	W	H	71-61
12/28/17	-/-	W	A	90-63
1/31/19	-/-	W	A	61-54
2/10/19	-/-	W	ot	73-64
1/9/20	-/-	L	H	54-56

¹ - Big Ten Tour. (UO), (West Lafayette, Ind.)

² - Big Ten Tour. (UO), (Bloomington, Ind.)

³ - Big Ten Tour. (UO), (Madison, Wis.)

⁴ - Big Ten Tour. (Indianapolis, Ind.)

NOTRE DAME

Overall Record: 3-0

H: 0-0, A: 3-0, N: 0-0

Date	Rank	W/L	Site	Score
3/16/94	-/-	L	N ¹	81-76
3/22/09	-/-	W	A ¹	79-71
12/4/19	-/-	W	A ²	75-67

¹ - NCAA Tour. First Round (Notre Dame, Ind.)

² - Big Ten/ACC Challenge

OAKLAND

Overall Record: 1-0

H: 1-0, A: 0-0, N: 0-0

Date	Rank	W/L	Site	Score
12/29/13	-/-	W	H	79-43

OHIO

Overall Record: 3-0

H: 2-0, A: 1-0, N: 0-0

Date	Rank	W/L	Site	Score
12/8/99	-/-	W	H	77-67
12/8/00	-/-	W	A	92-73
11/17/12	-/-	W	H	85-40

OHIO STATE

Overall Record: 16-61

H: 11-23, A: 3-28, N: 2-10

Date	Rank	W/L	Site	Score
26/76	-/-	L	N ¹	34-66
2/12/78	-/-	L	N ²	62-77

2/10/79	-/-	L	N ³	75-83
1/3/81	-/-	W	H	71-60
2/14/81	18/-	W	N ⁴	65-48
2/12/82	-/-	L	N ⁵	66-68
2/6/83	-/-	W	H	68-56
2/11/83	-/-	L	A	48-79
2/5/84	-/-	L	A	79-106
2/10/84	-/-	L	H	63-80
2/1/85	-/-	L	H	58-64
3/3/85	-/-	L	A	72-85
1/31/86	-/-	L	A	65-95
3/2/86	-/-	L	H	70-77
1/23/87	-/-	L	A	53-79
2/22/87	-/-	L	H	76-82
1/29/88	-/-	L	H	59-91
2/28/88	-/-	L	A	48-88
1/27/89	-/-	L	H	82-106
2/24/89	-/-	L	A	71-103
1/26/90	-/-	L	A	58-64
2/25/90	-/-	L	H	72-86
1/18/91	-/-	L	A	64-78
2/17/91	-/-	L	H	52-64
1/17/92	-/-	W	H	83-75
2/16/92	-/-	L	A	56-65
3/4/93	-/-	L	A	76-95
3/4/94	-/-	L	H	66-85
1/13/95	-/-	L	A	57-82
2/12/95	-/-	L	H	73-93
1/12/96	-/-	L	H	64-117
2/11/96	-/-	L	A	68-94
3/1/96	-/-	L	N ⁶	64-78
1/17/97	-/-	L	A	61-84
2/27/97	-/-	W	H	66-64
1/16/98	-/-	L	H	70-73
2/1/98	-/-	L	A	53-71
1/24/99	-/-	L	A	42-68
1/6/00	-/-	L	H	50-59
2/8/01	-/-	L	A	52-64
2/15/01	-/-	L	ot	65-72
1/25/02	23/-	L	A	66-70
2/7/02	18/-	W	H	79-64
2/6/03	15/25	L	A	58-66
2/16/03	17/22	W	H	73-50
2/12/04	10/-	L	A	57-75
2/26/04	12/25	L	H	62-76
3/5/04	18/22	L	N ⁶	50-58
2/17/05	14/2	L	A	53-65
3/6/05	15/3	W	ot	66-63
2/16/06	17/6	L	H	55-76
1/4/07	-/-	L	A	62-75
2/8/07	-/-	L	H	67-70
1/24/08	-/-	W	H	79-70
2/3/08	-/-	L	A	62-76
1/15/09	-/-	W	A	59-56
2/19/09	-/-	L	H	62-73
1/28/10	-/-	L	A	58-81
2/14/10	-/-	L	H	59-64
2/13/11	-/-	L	H	76-83
1/29/12	-/-	W	H	76-65
2/23/12	-/-	L	A	56-81
1/10/13	-/-	W	H	83-74
2/21/13	-/-	W	A	57-56
3/7/13	-/-	L	N ⁷	47-58
3/2/14	-/-	W	H	74-57
1/15/15	23/-	W	A	76-72
3/5/15	-/-	L	N ⁷	71-83
2/24/16	-/-	W	ot	90-88
12/28/16	-/-	L	A	62-87
1/26/17	-/-	L	H	76-88
1/4/18	-/-	L	A	75-91
3/3/18	-/-	L	N ⁶	88-90
1/28/19	-/-	L	H	55-65
12/31/19	24/-	L	H	63-66
2/13/20	-/-	L	A	76-99
3/5/20	-/-	L	N ⁶	56-77

¹ - Big Ten Tournament (UO), (Champaign, Ill.)

² - Big Ten Tour. (UO), (West Lafayette, Ind.)

³ - Big Ten Tour. (UO), (Bloomington, Ind.)

⁴ - Big Ten Tournament (UO), (Evanston, Ill.)

⁵ - Big Ten Tour. (UO), (East Lansing, Mich.)

⁶ - Big Ten Tournament (Indianapolis, Ind.)

⁷ - Big Ten Tournament (Hoffman Estates, Ill.)

OKLAHOMA

Overall Record: 0-2

H: 0-1, A: 0-0, N: 0-1

Date	Rank	W/L	Site	Score
12/22/90	-/-	L	H	75-85
2/13/94	-/-	L	N ¹	64-74

¹ - Bertha Teague Classic (Stillwater, Okla.)

OKLAHOMA STATE

Overall Record: 1-1

H: 1-0, A: 0-1, N: 0-0

Date	Rank	W/L	Site	Score
11/28/80	-/-	W	H	81-60
12/30/94	-/-	L	A	61-70

OMAHA

Overall Record: 1-0

H: 0-0, A: 0-0, N: 1-0

Date	Rank	W/L	Site	Score
1/12/79	-/-	W	N ¹	76-65

¹ - CMSGU Jennies Classic

(Warrensburg, Mo.)

OREGON

Overall Record: 0-2

H: 0-0, A: 0-1, N: 0-1

Date	Rank	W/L	Site	Score
3/15/79	-/-	L	N ¹	74-85
3/18/18	-/-	L	A ²	73-101

2/28/13	-7	W	H	89-81
1/26/14	-13	L	A	53-83
12/8/15	-/-	W	H	75-64
2/15/15	-/-	W	A	85-77
1/3/16	-/-	W	H	98-85
2/8/17	-/-	L	A	66-77
3/2/17	-/-	W	N ¹	70-64
1/10/18	-/-	W	A	91-71
2/11/18	-/-	W	H	101-68
2/17/19	-/-	W	H	97-67
12/28/19	-/-	W	A	81-74
3/4/20	-/-	W	N ¹	85-65

¹- Big Ten Tournament (Indianapolis, Ind.)

PITTSBURGH

Overall Record: 1-0

H: 1-0; A: 0-0; N: 0-0

Date	Rank	W/L	Site	Score
11/17/10	-/-	W	H	73-63

PORTLAND STATE

Overall Record: 1-0

H: 0-0; A: 1-0; N: 0-0

Date	Rank	W/L	Site	Score
12/18/79	-/-	W	A	78-64

PRINCETON

Overall Record: 2-0

H: 1-0; A: 1-0; N: 0-0

Date	Rank	W/L	Site	Score
12/20/80	-/-	W	A	72-64
11/18/06	-/-	W	H	85-60

PROVIDENCE

Overall Record: 2-1

H: 1-0; A: 1-0; N: 0-1

Date	Rank	W/L	Site	Score
11/23/85	-/-	L	N ¹	74-82
11/19/00	-/-	W	H	88-60
12/6/02	12/-	W	A	67-55

¹- Lady Lion Classic (University Park, Pa.)

PURDUE

Overall Record: 22-46

H: 11-22; A: 9-24; N: 2-0

Date	Rank	W/L	Site	Score
2/10/78	-/-	W	A	86-68
1/9/83	-/-	W	A	86-75
3/10/83	-/-	W	H	115-88
1/8/84	-/-	W	H	83-67
3/8/85	-/-	W	ot	71-69
1/6/85	-/-	W	A	69-64
3/7/85	-/-	W	H	97-83
1/5/86	-/-	W	H	75-66
3/6/86	-/-	L	A	78-95
1/16/87	-/-	L	H	60-62
2/15/87	-/-	L	A	61-95
1/22/88	-/-	L	A	72-86
2/21/88	-/-	L	H	60-73
1/13/89	-9	L	A	67-88
2/12/89	-10	L	H	79-82
1/12/90	-11	L	H	79-108
2/9/90	-10	L	A	65-86
1/11/91	-7	L	H	60-106
2/10/91	-4	L	A	57-85
1/31/92	-10	L	H	72-97
3/1/92	-13	L	A	63-78
1/22/93	-15	W	H	67-51
2/21/93	-/-	L	A	64-72
1/22/94	-13	L	A	58-68
2/20/94	-9	L	H	68-76
1/8/95	-19	W	H	68-67
2/17/95	-15	L	A	50-66
1/8/96	-18	L	A	37-75
2/16/96	-22	L	H	62-96
1/31/97	-/-	L	H	64-82
1/30/98	-/-	L	A	48-92
12/30/98	-3	L	A	52-73

2/19/99	-2	L	H	61-63
1/16/00	-18	L	A	60-77
1/27/00	-17	L	H	50-69
1/25/01	-6	L	H	61-86
2/18/01	-7	L	A	43-96
1/10/02	-13	L	A	61-84
2/14/02	15/7	W	H	73-64
1/19/03	12/9	W	H	90-75
1/18/04	6/9	L	A	56-65
1/13/05	11/20	W	A	58-38
2/14/05	12/-	W	H	71-49
3/4/05	15/-	W	N ¹	71-68
1/12/06	17/12	L	ot	56-60
2/12/06	11/10	L	A	31-63
2/1/07	-10	L	H	55-58
12/30/07	-/-	W	H	70-63
1/31/08	-/-	L	A	54-56
1/22/09	-/-	L	A	43-56
2/12/09	-/-	L	H	40-55
12/28/09	-/-	L	A	43-51
1/14/10	-/-	W	H	74-47
2/17/11	-/-	L	H	50-60
12/30/11	-20	L	A	53-57
1/12/12	-17	L	H	55-72
1/17/13	-12	L	A	67-75
2/24/13	-22	L	H	63-75
2/20/14	-21	L	H	42-63
1/1/15	-/-	W	A	81-68
1/22/15	21/-	L	ot	88-90
3/5/15	-/-	W	N ²	82-78
1/14/16	-/-	L	A	72-84
2/23/17	-/-	L	H	54-67
2/8/18	-/-	W	A	78-74
2/14/19	-/-	L	H	53-64
2/14/19	-/-	W	A	65-45
1/19/20	-/-	W	A	72-59

¹- Big Ten Tournament (Indianapolis, Ind.)

²- Big Ten Tournament (Hoffman Estates, Ill.)

PURDUE FORT WAYNE

Overall Record: 1-0

H: 1-0; A: 0-0; N: 0-0

Date	Rank	W/L	Site	Score
11/23/02	16/-	W	H	116-73

QUINNIPIAC

Overall Record: 0-1

H: 0-0; A: 0-0; N: 0-1

Date	Rank	W/L	Site	Score
11/25/11	-/-	L	N ¹	62-64

¹- Saint Mary's Hilton Tour. (Moraga, Calif.)

RADFORD

Overall Record: 2-0

H: 2-0; A: 0-0; N: 0-0

Date	Rank	W/L	Site	Score
12/2/88	-/-	W	H	76-56
11/24/02	16/-	W	H	93-53

RHODE ISLAND

Overall Record: 3-0

H: 1-0; A: 1-0; N: 1-0

Date	Rank	W/L	Site	Score
12/1/79	-/-	W	N ¹	90-78
11/13/17	-/-	W	A	82-60
12/22/18	13/-	W	H	91-71

¹- Montclair State Classic (Montclair, N.J.)

RICHMOND

Overall Record: 0-1

H: 0-0; A: 0-0; N: 0-1

Date	Rank	W/L	Site	Score
11/22/12	-/-	L	N ¹	46-58

¹- Cancun Challenge (Cancun, Mexico)

ROBERT MORRIS

Overall Record: 1-0

H: 1-0; A: 0-0; N: 0-0

Date	Rank	W/L	Site	Score
12/9/12	-/-	W	H	82-60

RUTGERS

Overall Record: 4-5

H: 4-0; A: 0-5; N: 0-0

Date	Rank	W/L	Site	Score
3/23/82	-10	L	A	75-83
1/25/15	-25	L	A	61-66
12/31/15	21/-	L	A	55-66
2/4/16	-/-	W	H	85-72
2/11/17	-/-	W	H	80-46
1/13/18	-21	L	ot	70-80
2/3/19	-17	W	H	60-46
2/28/19	-/-	L	A	54-60
2/2/20	-/-	W	ot	73-71

SAINT FRANCIS (PA)

Overall Record: 1-0

H: 1-0; A: 0-0; N: 0-0

Date	Rank	W/L	Site	Score
3/19/05	12/-	W	H ¹	64-33

¹- NCAA Tournament First Round

SAINT JOSEPH'S

Overall Record: 0-1

H: 0-0; A: 0-0; N: 0-1

Date	Rank	W/L	Site	Score
12/1/00	-/-	L	N ¹	62-64

¹- Kansas Tournament (Lawrence, Kan.)

SAINT LOUIS

Overall Record: 2-0

H: 1-0; A: 1-0; N: 0-0

Date	Rank	W/L	Site	Score
12/15/99	-/-	W	H	68-42
12/10/00	-/-	W	A	77-71

SAINT MARY'S (CA)

Overall Record: 1-0

H: 1-0; A: 0-0; N: 0-0

Date	Rank	W/L	Site	Score
12/1/08	-/-	W	H	98-72

SAM HOUSTON ST.

Overall Record: 1-1

H: 0-0; A: 0-1; N: 1-0

Date	Rank	W/L	Site	Score
11/25/89	-/-	W	N ¹	98-77
12/16/89	-/-	L	A	76-103

¹- Sooner Thanksgiving Classic

(Norman, Okla.)

SAN DIEGO

Overall Record: 2-1

H: 1-0; A: 1-1; N: 0-0

Date	Rank	W/L	Site	Score
11/23/99	-/-	W	A	52-50
11/10/17	-/-	L	A	69-72
11/17/18	25/-	W	H	53-48

SAN DIEGO STATE

Overall Record: 1-2

H: 1-0; A: 0-1; N: 0-1

Date	Rank	W/L	Site	Score
12/27/84	-12	L	A	66-82
11/27/85	-16	W	H	72-69
11/26/10	-/-	L	N ¹	59-61

¹- Nugget Classic (Reno, Nev.)

SAN FRANCISCO

Overall Record: 2-0

H: 1-0; A: 0-0; N: 1-0

Date	Rank	W/L	Site	Score
12/5/81	-/-	W	N ¹	98-66

11/19/05 16/- W H 80-62
¹- Dial Classic (Pullman, Wash.)

SANTA CLARA

Overall Record: 5-0

H: 2-0; A: 3-0; N: 0-0

Date	Rank	W/L	Site	Score
12/19/92	-/-	W	A	82-80
11/18/01	-/-	W	H	92-73
12/11/04	16/-	W	A	69-42
11/16/08	-/-	W	A	70-45
12/16/09	-/-	W	H	91-51

SETON HALL

Overall Record: 1-0

H: 1-0; A: 0-0; N: 0-0

Date	Rank	W/L	Site	Score
11/20/16	-/-	W	H	90-57

SIENA

Overall Record: 0-1

H: 0-1; A: 0-0; N: 0-0

Date	Rank	W/L	Site	Score
11/25/95	-/-	L	H	70-72

SIMPSON COLLEGE

Overall Record: 1-0

H: 0-0; A: 0-0; N: 1-0

Date	Rank	W/L	Site	Score
12/30/87	-/-	W	N ¹	84-61

¹- Cardinal Classic (Palo Alto, Calif.)

SIMPSON COLLEGE

Overall Record: 1-1

H: 1-0; A: 0-1; N: 0-0

Date	Rank	W/L	Site	Score
2/5/77	-/-	L	A	60-62
2/3/78	-/-	W	H	82-59

SMU

Overall Record: 1-0

H: 1-0; A: 0-0; N: 0-0

Date	Rank	W/L	Site	Score
3/23/14	-/-	W	H ¹	77-70

¹- Winit Second Round

12/6/86	-/-	W	H	80-61
1/23/16	-/-	L	H ¹	89-101

¹ - WNIT Second Round

SOUTH DAKOTA STATE

Overall Record: 1-5

H: 0-3; A: 1-2; N: 0-0

Date	Rank	W/L	Site	Score
3/1/75	-/-	L	H	42-46
1/23/76	-/-	L	A	38-49
1/28/78	-/-	W	A	81-56
1/14/07	-/-	L	H	58-59
12/9/08	-/-	L	H	55-65
3/27/14	-/-	L	A	62-70

SOUTH FLORIDA

Overall Record: 2-1

H: 0-0; A: 2-0; N: 0-1

Date	Rank	W/L	Site	Score
12/17/91	-/-	W	A	76-61
12/16/98	-/-	Wot	A	68-64
11/13/11	-/-	L	N ¹	52-60

¹ - WBI Tip Off (Daytona Beach, Fla.)

SOUTHEASTERN LOUISIANA

Overall Record: 1-0

H: 1-0; A: 0-0; N: 0-0

Date	Rank	W/L	Site	Score
11/14/14	-/-	W	H	109-60

SOUTHERN

Overall Record: 3-0

H: 3-0; A: 0-0; N: 0-0

Date	Rank	W/L	Site	Score
11/22/03	13/-	W	H	93-41
12/9/10	-/-	W	H	63-48
11/25/14	-/-	W	H	107-62

SOUTHERN ILLINOIS

Overall Record: 2-0

H: 1-0; A: 1-0; N: 0-0

Date	Rank	W/L	Site	Score
12/30/80	-/-	W	H	75-54
1/19/81	-/-	W	A	85-63

SOUTHWEST MINNESOTA STATE

Overall Record: 1-3

H: 0-1; A: 1-2; N: 0-0

Date	Rank	W/L	Site	Score
1/28/74	-/-	L	A	43-58
3/1/75	-/-	L	H	43-46
1/24/76	-/-	L	A	56-60
1/25/78	-/-	W	A	83-66

ST. CATHERINE'S

Overall Record: 2-0

H: 2-0; A: 0-0; N: 0-0

Date	Rank	W/L	Site	Score
2/19/76	-/-	W	H	50-24
2/15/78	-/-	W	H	71-52

ST. CLOUD STATE

Overall Record: 10-6

H: 7-3; A: 3-3; N: 0-0

Date	Rank	W/L	Site	Score
2/15/74	-/-	L	H	N/A
1974-75	-/-	W	A	58-56
2/13/75	-/-	W	H	43-39
1/30/76	-/-	W	H	66-56
1/10/76	-/-	L	A	53-58
2/15/77	-/-	L	A	48-49
2/1/77	-/-	L	A	36-60
2/25/77	-/-	L	H	46-49
2/26/77	-/-	L	H	60-67
1/19/78	-/-	W	H	58-48
2/1/78	-/-	W	A	76-72
2/25/78	-/-	W	H	70-53

12/20/78	-/-	W	H	71-49
1/31/79	-/-	W	A	72-66
2/24/79	-/-	W	H	76-69
1/23/80	-/-	W	H	66-60

ST. JOHN'S

Overall Record: 2-0

H: 0-0; A: 1-0; N: 1-0

Date	Rank	W/L	Site	Score
12/23/80	-/-	W	A	78-63
3/21/82	-/-	W	N ¹	68-56

¹ - AIAW National Tour. (Piscataway, N.J.)

ST. TERESA'S

Overall Record: 1-0

H: 1-0; A: 0-0; N: 0-0

Date	Rank	W/L	Site	Score
2/21/74	-/-	W	H	59-21

STANFORD

Overall Record: 2-3

H: 1-0; A: 1-2; N: 0-1

Date	Rank	W/L	Site	Score
12/29/87	-/12	L	A	64-87
11/23/01	-/7	L	N ¹	63-96
3/24/03	17/9	W	A ²	68-56
11/20/05	16/11	W	H	84-77
11/14/08	-/2	L	A	55-68

¹ - Rainbow Wahine Classic (Honolulu, Hawaii)

² - NCAA Tournament Second Round

(Palo Alto, Calif.)

STEPHEN F. AUSTIN

Overall Record: 0-4

H: 0-0; A: 0-1; N: 0-3

Date	Rank	W/L	Site	Score
12/5/80	-/15	L	A	72-91
11/0/81	-/13	L	N ¹	62-77
12/29/90	-/-	L	N ²	66-84
12/19/96	-/24	L	N ³	63-80

¹ - Shocker Pizza Hut Classic (Wichita, Kan.)

² - Bowling Green Bank Invitational (Bowling Green, Ky.)

³ - UNLV Lady Rebel Roundup Las Vegas, Nev.)

STETSON

Overall Record: 2-0

H: 1-0; A: 0-0; N: 1-0

Date	Rank	W/L	Site	Score
12/19/98	-/-	W	A	62-57
11/27/15	-/-	W	N ¹	72-69

¹ - San Juan Shootout (San Juan, Puerto Rico)

SYRACUSE

Overall Record: 1-0

H: 1-0; A: 0-0; N: 0-0

Date	Rank	W/L	Site	Score
11/29/18	20/12	W	H ¹	72-68

¹ - ACC/Big Ten Challenge

TCU

Overall Record: 1-0

H: 0-0; A: 0-0; N: 1-0

Date	Rank	W/L	Site	Score
11/27/09	-/-	W	N ¹	61-56

¹ - Junkanoo Jam (Bahamas)

TEMPLE JC

Overall Record: 1-0

H: 0-0; A: 0-0; N: 1-0

Date	Rank	W/L	Site	Score
1/11/79	-/-	W	N ¹	91-67

¹ - CMSU Jennies Classic (Warrensburg, Mo.)

TENNESSEE

Overall Record: 0-1

H: 0-0; A: 0-1; N: 0-0

Date	Rank	W/L	Site	Score
12/4/83	-/7	L	A	50-54

TEXAS

Overall Record: 0-4

H: 0-0; A: 0-1; N: 0-3

Date	Rank	W/L	Site	Score
3/16/78	-/15	L	N ¹	56-91
12/14/78	-/10	L	A	53-114
3/30/03	17/5	L	N ²	60-73
3/23/08	-/-	L	N ³	55-72

¹ - NWIT (Amarillo, Texas)

² - NCAA Tour. Sweet 16 (Palo Alto, Calif.)

³ - NCAA Tour. First Round (Bridgeport, Ct.)

TEXAS A&M

Overall Record: 3-3

H: 2-0; A: 0-2; N: 1-1

Date	Rank	W/L	Site	Score
12/3/88	-/-	W	H	79-67
12/18/89	-/-	L	A	80-84
12/16/94	-/20	W	H	77-54
12/13/95	-/24	L	A	49-92
11/28/03	11/-	W	N ¹	88-72
3/24/09	-/9	L	N ²	42-73

¹ - Junkanoo Jam (Grand Island, Bahamas)

² - NCAA Tournament Second Round

(Notre Dame, Ind.)

TEXAS SAN ANTONIO

Overall Record: 2-0

H: 0-0; A: 1-0; N: 1-0

Date	Rank	W/L	Site	Score
11/23/84	-/-	W	N ¹	60-57
12/31/84	-/-	W	A	86-72

¹ - Queens Classic (Plainview, Texas)

TEXAS STATE

Overall Record: 1-1

H: 1-0; A: 0-1; N: 0-0

Date	Rank	W/L	Site	Score
12/11/95	-/-	L	A	77-83
11/30/97	-/-	W	H	64-52

TEXAS TECH

Overall Record: 1-0

H: 0-0; A: 0-0; N: 1-0

Date	Rank	W/L	Site	Score
12/18/93	-/3	W	N ¹	92-82

¹ - Pizza Hut Shocker Shootout (Wichita, Kan.)

TOWSON

Overall Record: 1-0

H: 1-0; A: 0-0; N: 0-0

Date	Rank	W/L	Site	Score
12/6/15	-/-	W	H	105-86

TROY

Overall Record: 1-0

H: 0-0; A: 1-0; N: 0-0

Date	Rank	W/L	Site	Score
12/12/99	-/-	W	A	66-56

TULANE

Overall Record: 1-0

H: 0-0; A: 0-0; N: 1-0

Date	Rank	W/L	Site	Score
3/22/03	17/-	W	N ¹	68-48

¹ - NCAA Tour. First Round (Palo Alto, Calif.)

UC DAVIS

Overall Record: 1-0

H: 1-0; A: 0-0; N: 0-0

Date	Rank	W/L	Site	Score
12/15/19	-/-	W	H	76-67

UC IRVINE

Overall Record: 0-1

H: 0-0; A: 0-1; N: 0-0

Date	Rank	W/L	Site	Score
11/28/99	-/-	L	A	54-65

UC RIVERSIDE

Overall Record: 2-0

H: 2-0; A: 0-0; N: 0-0

Date	Rank	W/L	Site	Score
11/9/07	-/-	W	H	57-49
12/22/17	-/-	W	H	101-75

UCLA

Overall Record: 1-2

H: 1-1; A: 0-0; N: 0-1

Date	Rank	W/L	Site	Score
12/19/79	-/11	L	N ¹	63-78
3/21/04	24/-	W	H ²	92-81
12/20/13	-/-	L	H	55-58

¹ - Giusti Tournament of Champions (Portland, Ore.)

² - NCAA Tournament First Round

UNLV

Overall Record: 3-1

H: 0-1; A: 1-0; N: 2-0

Date	Rank	W/L	Site	Score
11/29/98	-/-	L	H	61-75
3/16/02	18/-	W	N ¹	71-54
11/14/04	14/-	W	N ²	77-69
11/26/17	-/-	W	A	79-72

¹ - NCAA Tour. First Round (Chapel Hill, N.C.)

² - WBCA Classic (Seattle, Wash.)

USC

Overall Record: 1-1

H: 0-0; A: 0-1; N: 1-0

Date	Rank	W/L	Site	Score
12/23/81	-/4	L	A	52-91
11/29/03	11/-	W	N ¹	84-61

VERMONT

Overall Record: 2-0
H: 2-0, A: 0-0, N: 0-0

Date	Rank	W/L	Site	Score
11/30/06	-/-	W	H	74-59
11/10/19	23/-	W	H	90-58

VILLANOVA

Overall Record: 1-1
H: 1-0, A: 0-0, N: 0-1

Date	Rank	W/L	Site	Score
12/30/83	-/-	L	N ¹	69-76
11/11/12	-/-	W	H	75-60

¹ - La Salle Invitational (Philadelphia, Pa.)

VIRGINIA

Overall Record: 3-2
H: 1-1, A: 1-0, N: 1-1

Date	Rank	W/L	Site	Score
12/29/03	6/-	W	A	73-53
3/21/05	12/-	W	H ¹	73-58
11/26/05	12/-	W	N ²	69-64
11/24/07	-/-	L	N ³	62-73
11/29/12	-/-	L	H ⁴	68-90

¹ - NCAA Tournament Second Round

² - Paradise Jam (US Virgin Islands)

³ - Rainbow Wahine Classic

(Honolulu, Hawaii)

⁴ - ACC/Big Ten Challenge

VIRGINIA TECH

Overall Record: 3-1
H: 2-0, A: 0-1, N: 1-0

Date	Rank	W/L	Site	Score
11/20/04	14/-	W	H	70-56
11/30/07	-/-	L	A ¹	62-68
12/2/10	-/-	W	H ²	63-58
11/26/11	-/-	W	N ³	65-64

¹ - Big Ten/ACC Challenge

² - ACC/Big Ten Challenge

³ - Saint Mary's Hilton Town. (Moraga, Calif.)

WAKE FOREST

Overall Record: 1-1
H: 0-0, A: 0-1, N: 1-0

Date	Rank	W/L	Site	Score
12/1/11	-/-	L	A ¹	65-82
11/25/17	-/-	W	N ²	93-81

¹ - Big Ten/ACC Challenge

² - Lady Rebel Round-Up (Las Vegas, Nev.)

WASHINGTON

Overall Record: 1-4
H: 0-1, A: 0-2, N: 1-1

Date	Rank	W/L	Site	Score
2/26/82	-/-	W	N ¹	80-79
1/2/88	-/14	L	A	64-83
12/31/88	-/-	L	H	59-74
11/15/04	14/-	L	A	67-72
3/18/06	25/-	L	N ²	69-73

¹ - Northern Lights Tournament

(Anchorage, Alaska)

² - NCAA Tour. First Round (Nashville, Tenn.)

WASHINGTON STATE

Overall Record: 4-0
H: 2-0, A: 1-0, N: 1-0

Date	Rank	W/L	Site	Score
12/6/81	-/-	W	A	82-68
11/26/88	-/-	W	N ¹	97-67
12/10/05	14/-	W	H	83-57
11/10/12	-/-	W	H	87-83

¹ - Sooner Thanksgiving Classic

(Norman, Okla.)

WAYLAND BAPTIST

Overall Record: 0-1
H: 0-0, A: 0-1, N: 0-0

Date	Rank	W/L	Site	Score
12/21/84	-/-	L	A	52-59

WEBER STATE

Overall Record: 1-0
H: 0-0, A: 0-1, N: 1-0

Date	Rank	W/L	Site	Score
11/25/01	-/-	W	N ¹	76-67

¹ - Rainbow Wahine Classic

(Honolulu, Hawaii)

WESTERN CAROLINA

Overall Record: 2-0
H: 1-0, A: 0-0, N: 1-0

Date	Rank	W/L	Site	Score
12/30/90	-/-	W	N ¹	72-60
11/16/07	-/-	W	H	70-67

¹ - Bowling Green Bank Invitational

(Bowling Green, Ky.)

WESTERN ILLINOIS

Overall Record: 2-2
H: 1-1, A: 1-1, N: 0-0

Date	Rank	W/L	Site	Score
12/20/94	-/-	W	A	73-63
11/27/95	-/-	L	H	55-65
11/22/96	-/-	L	A	61-70
12/12/97	-/-	W	H	88-52

WESTERN KENTUCKY

Overall Record: 0-3
H: 0-1, A: 0-2, N: 0-0

Date	Rank	W/L	Site	Score
12/6/83	-/17	L	A	61-69
12/4/92	-/5	L	H	64-92
3/19/07	-/-	L	A ¹	57-73

¹ - WNIT Second Round

WESTERN MICHIGAN

Overall Record: 0-1
H: 0-0, A: 0-0, N: 0-1

Date	Rank	W/L	Site	Score
11/22/85	-/-	L	N ¹	74-77

¹ - Lady Lion Classic (University Park, Pa.)

WICHITA STATE

Overall Record: 2-2
H: 2-0, A: 0-2, N: 0-0

Date	Rank	W/L	Site	Score
3/13/81	15/-	W	H	83-61
11/27/87	-/-	W	ot	78-71
12/19/93	-/-	L	A	70-75
12/21/97	-/-	L	A	57-60

WILLIAM PENN

Overall Record: 2-1
H: 1-0, A: 1-1, N: 0-0

Date	Rank	W/L	Site	Score
12/17/77	-/-	L	A	63-70
12/22/78	-/-	W	ot	87-85
12/22/79	-/-	W	H	75-70

WINNIPEG

Overall Record: 0-2
H: 0-1, A: 0-1, N: 0-0

Date	Rank	W/L	Site	Score
12/9/75	-/-	L	H	35-57
12/5/76	-/-	L	A	55-69

WINONA STATE

Overall Record: 3-0
H: 1-2, A: 2-1, N: 0-0

Date	Rank	W/L	Site	Score
1/31/74	-/-	L	H	46-47
1974-75	-/-	L	A	51-58

1/31/75	-/-	L	H	43-61
1/20/76	-/-	W	A	47-42
1/11/77	-/-	W	H	67-56
1/17/78	-/-	W	A	79-64

WISCONSIN

Overall Record: 43-36
H: 21-14, A: 18-18, N: 4-4

Date	Rank	W/L	Site	Score
12/6/74	-/-	L	N ¹	45-55
2/8/80	-/-	W	A	80-66
1/17/81	-/-	W	A	84-68
2/13/81	18/-	W	N ²	79-68
3/7/81	15/-	W	H	66-56
11/21/81	-/-	W	A	72-63
1/23/82	-/-	W	H	63-60
1/28/83	-/-	W	H	73-60
2/18/83	-/-	W	A	77-71
1/27/84	-/-	L	A	59-63
2/17/84	-/-	W	H	62-51
1/25/85	-/-	W	A	59-58
2/24/85	-/-	W	H	79-70
1/24/86	-/-	W	H	75-58
2/23/86	-/-	L	A	52-62
1/4/87	-/-	L	A	73-81
3/5/87	-/-	W	H	70-45
1/10/88	-/-	L	H	67-75
3/7/88	-/-	W	A	73-71
2/5/89	-/-	L	A	61-78
3/3/89	-/-	W	H	83-58
2/4/90	-/-	L	H	75-76
3/2/90	-/-	L	A	82-94
1/6/91	-/-	L	A	77-102
3/7/91	-/-	W	H	76-62
2/9/92	-/25	L	A	72-82
3/6/92	-/23	L	H	82-83
1/12/93	-/-	L	A	72-75
3/10/93	-/-	W	H	91-56
1/9/94	-/-	W	H	89-84
3/8/94	-/-	W	A	82-71
1/20/95	-/-	L	H	63-76
2/5/95	-/-	L	ot	78-79
1/19/96	-/14	L	A	50-85
2/4/96	-/10	L	H	64-98
1/26/97	-/16	L	A	57-84
2/28/97	-/-	W	N ³	80-75
1/25/98	-/17	L	H	54-67
2/27/98	-/24	L	N ³	47-65
12/28/98	-/-	L	A	57-62
2/21/99	-/-	L	H	56-69
2/3/00	-/-	L	A	65-75
2/10/00	-/-	L	H	55-66
3/2/00	-/-	L	N ³	49-56
1/18/01	-/-	L	A	67-90
2/22/01	-/21	L	H	43-86
1/20/02	-/5	W	A	92-85
2/21/02	14/-	W	H	76-74
3/1/02	17/-	L	N ³	64-74
2/27/03	13/-	W	H	76-53
2/1/04	14/-	W	A	59-48
1/6/05	11/-	W	A	74-49
2/20/05	14/-	W	H	84-53
1/5/06	15/-	W	H	73-67
2/19/06	17/-	L	A	61-67
1/7/07	-/-	W	H	71-53
1/28/07	-/-	L	A	57-70
1/7/08	-/-	W	A	81-73
2/23/08	-/-	L	H	57-59
12/29/08	-/-	L	A	52-62
2/4/10	-/-	L	Zot	74-76
1/9/11	-/-	L	A	42-47
1/20/11	-/-	L	H	63-71
1/26/12	-/-	L	H	72-78
3/1/12	-/-	W	N ³	81-49
1/6/13	-/-	W	A	60-55
1/23/14	-/-	W	H	64-53
2/12/14	-/-	W	A	63-50
3/6/14	-/-	W	ot	74-68

1/4/15	-/-	W	A	72-60
2/11/15	-/-	W	H	85-77
1/23/16	-/-	W	A	84-77
1/7/17	-/-	W	H	88-60
1/18/18	-/-	W	H	90-65
1/31/18	-/-	W	A	71-61
12/28/18	12/-	W	H	74-56
1/17/19	23/-	W	A	78-50
1/22/20	-/-	L	H	62-72
2/6/20	-/-	W	A	73-64

¹ - Big Ten Tour. (UO), (Iowa City, Iowa)

² - Big Ten Tour. (UO), (Evanston, Ill.)

³ - Big Ten Tournament (Indianapolis, Ind.)

WISCONSIN-EAU CLAIRE

Overall Record: 3-0
H: 1-0, A: 2-0, N: 0-0

Date	Rank	W/L	Site	Score
2/11/76	-/-	W	A	53-51
12/2/76	-/-	W	A	62-47
12/7/77	-/-	W	H	53-44

WISCONSIN-LA CROSSE

Overall Record: 2-6
H: 2-2, A: 0-4, N: 0-0

Date	Rank	W/L	Site	Score
2/8/74	-/-	L	H	21-49
2/6/75	-/-	L	A	41-66
2/14/76	-/-	L	H	52-68
2/22/77	-/-	L	A	56-67
1/18/78	-/-	W	H	94-88
2/20/78	-/-	L	A	71-107
2/17/79	-/-	W	H	74-69
2/27/79	-/-	L	A	77-93

WISCONSIN-RIVER FALLS

Overall Record: 3-1
H: 2-0, A: 1-1, N: 0-0

Date	Rank	W/L	Site	Score
2/28/74	-/-	L	A	51-56
1974-75	-/-	W	H	61-30
1/21/76	-/-	W	A	51-37
1/10/77	-/-	W	H	67-43

WISCONSIN-SUPERIOR

Overall Record: 1-0
H: 1-0, A: 0-0, N: 0-0

Date	Rank	W/L	Site	Score
2/18/74	-/-	W	H	54-36

WOFFORD

Overall Record: 1-0
H: 1-0, A: 0-0, N: 0-0

Date	Rank	W/L	Site	Score
11/13/15	-/-	W	H	98-54

WRIGHT STATE

11/14/18 25/- W A 78-53

¹ - Junkanoo Jam (Bahamas)

YALE

Overall Record: 1-0

H: 1-0; A: 0-0; N: 0-0

Date	Rank	W/L	Site	Score
11/23/08	-/-	W	H	87-63

YOUNGSTOWN STATE

Overall Record: 1-0

H: 0-0; A: 0-0; N: 1-0

Date	Rank	W/L	Site	Score
12/29/83	-/-	W	N	92-73

¹ - La Salle Invitational (Philadelphia, Pa.)

AMERICA EAST (9-0)

	W-L	FIRST	LAST
Binghamton	2-0	11/18/00	11/19/11
Maine	2-0	11/18/12	11/20/15
New Hampshire	1-0	11/9/18	11/9/18
NIJT	2-0	12/23/11	12/28/15
Vermont	2-0	11/30/06	11/10/19

AMERICAN (9-5)

	W-L	FIRST	LAST
Cincinnati	0-1	3/24/19	3/24/19
Memphis	3-1	1/13/79	12/12/15
SMU	1-0	3/23/14	3/23/14
South Florida	2-1	12/17/91	11/13/11
Tulane	1-0	3/22/03	3/22/03
Wichita State	2-2	3/13/81	12/21/97

ATLANTIC 10 (14-3)

	W-L	FIRST	LAST
Dayton	2-1	12/1/01	11/21/10
George Washington	1-0	12/10/19	12/10/19
Massachusetts	2-0	11/22/98	11/29/08
Rhode Island	3-0	11/27/19	12/22/18
Richmond	0-1	11/22/12	11/22/12
Saint Joseph's	0-1	12/1/00	12/1/00
Saint Louis	2-0	12/15/99	12/10/00
VCU	4-0	12/4/00	11/6/17

ATLANTIC COAST (28-17)

	W-L	FIRST	LAST
Boston College	4-0	3/28/04	12/9/18
Duke	1-1	3/30/04	12/3/15
Florida State	0-2	11/12/11	11/30/16
Georgia Tech	2-2	12/1/90	11/30/14
Louisville	3-0	12/29/80	11/18/07
Miami (FL)	3-1	12/22/86	12/5/13
North Carolina	1-4	1/26/80	11/29/17
North Carolina State	2-3	12/20/79	12/3/14
Notre Dame	3-0	3/16/94	12/4/19
Pittsburgh	1-0	11/17/10	11/17/10
Syracuse	1-0	11/29/18	11/29/18
Virginia	3-2	12/29/03	11/29/12
Virginia Tech	3-1	11/20/04	11/26/11
Wake Forest	1-1	12/1/11	11/25/17

ATLANTIC SUN (3-0)

	W-L	FIRST	LAST
Liberty	1-0	12/20/14	12/20/14
Stetson	2-0	12/19/98	11/27/15

BIG 12 (23-44)

	W-L	FIRST	LAST
Baylor	0-4	12/16/78	12/4/11
Iowa State	10-8	1/13/78	12/13/09
Kansas	4-14	3/17/78	11/20/13
Kansas State	6-11	12/29/77	3/23/04
Oklahoma	0-2	12/22/90	12/31/94
Oklahoma State	1-1	11/28/80	12/30/94
TCU	1-0	11/27/09	11/27/09
Texas	0-4	3/16/78	3/23/08
Texas Tech	1-0	12/18/93	12/18/93

BIG EAST (24-12)

	W-L	FIRST	LAST
Butler	2-0	11/17/01	12/7/14
Connecticut	0-2	12/15/90	4/4/04
Creighton	6-1	11/26/77	11/16/13
DePaul	1-1	11/26/82	3/20/15
Georgetown	3-1	12/4/98	12/7/17
Marquette	4-4	11/26/90	12/2/97
Providence	2-1	11/23/85	12/6/02
Seton Hall	1-0	11/20/16	11/20/16
St. John's	2-0	12/23/80	3/20/82
Villanova	1-1	12/30/83	11/11/12
Xavier	2-1	11/28/09	11/14/18

BIG SKY (5-1)

	W-L	FIRST	LAST
Idaho State	1-0	12/9/09	12/9/09
Montana	0-1	12/16/84	12/16/84
Montana State	1-0	11/23/19	11/23/19
Northern Arizona	1-0	12/22/10	12/22/10
Portland State	1-0	12/18/79	12/18/79
Weber State	1-0	11/25/01	11/25/01

BIG SOUTH (4-0)

	W-L	FIRST	LAST
Charleston Southern	1-0	3/16/12	3/16/12
High Point	1-0	12/9/01	12/9/01
Radford	2-0	12/2/88	11/24/02

BIG TEN (305-434)

	W-L	FIRST	LAST
Illinois	29-38	12/7/74	1/12/20
Indiana	37-33	1974-75	2/22/20
Iowa	27-53	1974-75	2/27/20
Maryland	1-9	12/22/80	3/1/20
Michigan	35-30	2/6/76	2/10/20
Michigan State	23-44	2/9/80	2/17/20
Nebraska	10-14	12/30/77	1/30/20
Northwestern	37-37	2/11/77	1/9/20
Ohio State	16-61	2/6/76	3/5/20
Penn State	21-28	1/12/92	3/4/20
Purdue	22-46	2/10/78	1/19/20
Rutgers	4-5	3/23/82	2/2/20
Wisconsin	43-36	12/26/74	2/6/20

BIG WEST (6-4)

	W-L	FIRST	LAST
Cal Poly	2-0	12/12/10	12/13/17
Hawaii	1-2	11/20/98	12/1/13
Long Beach State	0-1	12/19/81	12/19/81
UC Davis	1-0	12/15/19	12/15/19
UC Irvine	0-1	11/28/99	11/28/99
UC Riverside	2-0	11/9/07	12/22/17

COLONIAL (5-2)

	W-L	FIRST	LAST
College of Charleston	1-0	11/29/14	11/29/14
Drexel	1-0	11/28/08	11/28/08
James Madison	1-2	12/1/95	11/23/12
Northeastern	1-0	12/1/89	12/1/89
Towson	1-0	12/6/15	12/6/15

CONFERENCE USA (5-6)

	W-L	FIRST	LAST
Charlotte	3-0	11/14/06	11/13/13
Florida International	0-2	12/20/86	12/19/91
Middle Tennessee	0-1	11/19/06	11/19/06
Texas San Antonio	2-0	11/22/84	12/31/84
Western Kentucky	0-3	12/6/83	3/19/07

HORIZON LEAGUE (25-9)

	W-L	FIRST	LAST
Cleveland State	2-0	12/28/82	11/19/14
Detroit Mercy	2-0	12/2/04	3/16/16
Green Bay	8-6	11/23/91	3/16/18
Illinois-Chicago	4-1	1/29/82	11/21/09
IUPUI	1-1	1/23/00	12/31/00
Milwaukee	3-1	11/29/97	11/14/19
Oakland	1-0	12/29/13	12/29/13
Purdue Fort Wayne	1-0	11/23/02	11/23/02
Robert Morris	1-0	12/9/12	12/9/12
Wright State	1-0	12/28/02	12/28/02
Youngstown State	1-0	12/29/83	12/29/83

IVY LEAGUE (9-0)

	W-L	FIRST	LAST
Cornell	1-0	11/23/18	11/23/18
Dartmouth	1-0	12/17/90	12/17/90
Harvard	4-0	12/19/80	11/12/16
Princeton	2-0	12/20/80	11/18/06
Yale	1-0	11/23/08	11/23/08

METRO ATLANTIC (3-3)

	W-L	FIRST	LAST
Fairfield	0-1	12/20/96	12/20/96
Manhattan	1-0	3/23/12	3/23/12
Marist	1-0	12/23/00	12/23/00
Monmouth	1-0	11/26/94	11/26/94
Quinnipiac	0-1	11/25/11	11/25/11
Siena	0-1	11/25/95	11/25/95

MID-AMERICAN (13-7)

	W-L	FIRST	LAST
Ball State	0-2	11/20/99	3/22/13
Central Michigan	1-0	12/18/83	3/23/14
Eastern Michigan	1-0	12/3/17	12/3/17
Kent State	3-0	11/25/06	12/22/16
Miami (OH)	1-0	11/25/83	11/25/83
Northern Illinois	4-2	12/1/82	11/13/10
Ohio	3-0	12/8/99	11/17/12
Western Michigan	0-1	11/22/85	11/22/85

MID-EASTERN ATHLETIC (2-2)

	W-L	FIRST	LAST
Coppin State	1-0	12/12/18	12/12/18
Florida A&M	0-1	11/22/84	11/22/84
Howard	0-1	12/2/98	12/2/98
South Carolina State	1-0	12/19/86	12/19/86

MISSOURI VALLEY (27-14)

	W-L	FIRST	LAST
Bradley	3-2	12/21/89	3/8/12
Drake	6-8	1/20/79	12/23/04
Illinois State	2-2	12/5/86	11/17/98
Indiana State	0-1	11/25/77	11/25/77
Loyola Chicago	3-0	12/22/01	11/26/13
Missouri State	0-1	11/5/19	11/5/19
Northern Iowa	11-0	12/30/93	3/22/19
Southern Illinois	2-0	12/19/80	1/19/81

MOUNTAIN WEST (18-7)

	W-L	FIRST	LAST
Air Force	3-0	11/30/02	12/2/18
Boise State	2-0	12/20/92	12/12/93
Colorado State	1-2	12/3/96	11/30/13
Nevada	1-0	11/25/05	11/25/05
New Mexico	4-2	1/8/81	12/2/12
San Diego State	1-2	12/27/84	11/26/10
UNLV	3-1	11/29/98	11/26/17
Wyoming	3-0	12/7/85	11/24/01

NORTHEAST (2-0)

	W-L	FIRST	LAST
Bryant	1-0	11/26/19	11/26/19
Saint Francis (Pa.)	1-0	3/19/05	3/19/05

OHIO VALLEY (1-1)

	W-L	FIRST	LAST
Belmont	1-0	12/14/16	12/14/16
Eastern Illinois	0-1	12/2/00	12/2/00

PAC-12 (16-15)

	W-L	FIRST	LAST
Arizona State	2-0	2/27/82	11/17/19
Cal	1-0	3/16/79	3/16/79
Colorado	4-1	12/14/84	11/22/09
Oregon	0-2	3/15/79	3/18/18
Stanford	2-3	12/29/87	11/14/08
UCLA	1-2	12/19/79	12/20/13
USC	1-1	12/23/81	11/29/03
Utah	0-2	12/8/07	11/17/09
Washington	1-4	2/26/82	3/18/06
Washington State	4-0	12/6/81	11/10/12

PATRIOT LEAGUE (7-0)

W-L	FIRST	LAST
American	2-0 11/22/08	12/8/19
Army	1-0 12/8/16	12/8/16
Boston University	1-0 12/14/91	12/14/91
Lehigh	2-0 11/11/17	12/21/19
Navy	1-0 11/24/13	11/24/13

SOUTHEASTERN (14-21)

W-L	FIRST	LAST
Arkansas	1-1 11/26/83	11/11/11
Auburn	1-2 11/29/86	11/28/15
Georgia	0-2 12/30/82	11/24/16
Kentucky	1-0 11/23/07	11/23/07
LSU	1-2 11/28/81	1/7/06
Mississippi	1-0 3/17/79	3/17/79
Missouri	5-4 3/24/77	11/24/12
South Carolina	1-4 11/27/94	12/11/16
Tennessee	0-1 12/4/83	12/4/83
Texas A&M	3-3 12/3/88	3/24/09
Vanderbilt	0-2 3/19/94	11/28/14

SOUTHERN (4-0)

W-L	FIRST	LAST
Chattanooga	1-0 11/29/13	11/29/13
Western Carolina	2-0 12/30/90	11/16/07
Wofford	1-0 11/13/15	11/13/15

SOUTHLAND (5-5)

W-L	FIRST	LAST
Incarnate Word	1-0 12/5/18	12/5/18
Lamar	1-0 11/15/09	11/15/09
New Orleans	1-0 11/29/02	11/29/02
Sam Houston State	1-1 11/25/89	12/16/89
Southeastern Louisiana	1-0 11/14/14	11/14/14
Stephen F. Austin	0-4 12/5/80	12/19/96

SOUTHWESTERN ATHLETIC (6-2)

W-L	FIRST	LAST
Alabama A&M	0-1 12/14/10	12/14/10
Alcorn State	2-0 12/20/97	12/11/11
Arkansas-Pine Bluff	1-0 11/20/18	11/20/18
Jackson State	0-1 3/18/81	3/18/81
Southern	3-0 11/22/03	11/25/14

SUMMIT LEAGUE (24-12)

W-L	FIRST	LAST
Denver	1-2 11/25/00	12/5/12
Kansas City	3-0 12/13/02	12/7/12
North Dakota	4-1 1/21/77	12/23/15
North Dakota State	6-1 12/7/82	11/20/11
Omaha	1-0 1/12/79	1/12/79
South Dakota	6-1 1/12/80	3/20/16
South Dakota State	1-5 3/1/75	3/27/14
Western Illinois	2-2 12/20/94	12/12/97

SUN BELT (7-2)

W-L	FIRST	LAST
Arkansas State	2-0 11/24/89	11/19/04
Georgia Southern	1-0 11/29/91	11/29/91
Georgia State	1-0 12/28/03	12/28/03
Louisiana Monroe	0-1 12/1/84	12/1/84
South Alabama	1-0 12/10/99	12/10/99
Texas State	1-1 12/11/95	11/30/97
Troy	1-0 12/12/99	12/12/99

WEST COAST (10-1)

W-L	FIRST	LAST
Saint Mary's (CA)	1-0 12/1/08	12/1/08
San Diego	2-1 11/23/99	11/17/18
San Francisco	2-0 12/5/81	11/19/05
Santa Clara	5-0 12/19/92	11/16/09

WESTERN ATHLETIC (2-0)

W-L	FIRST	LAST
Chicago State	2-0 12/11/93	12/2/06

NON-D1 (71-42)

W-L	FIRST	LAST
Bemidji State	2-1 2/22/74	2/4/78
Carleton	1-0 1974-75	1974-75
Central Missouri	1-0 3/13/82	3/13/82
Cheyney State (PA)	0-1 12/28/83	12/28/83
Concordia College	1-1 1/8/76	1/21/77
Concordia-St. Paul	4-0 1974-75	2/13/78
Delta State (MS)	0-1 3/23/77	3/23/77
Fort Valley State (GA)	1-0 3/18/78	3/18/78
Grand View (IA)	1-1 1/10/76	1/14/78
John F. Kennedy	0-1 2/17/75	2/17/75
Lakehead	4-2 12/5/75	12/3/77
Manitoba	1-0 12/30/79	12/30/79
Martin Luther College	4-2 1/15/74	2/6/78
Minnesota Duluth	5-1 1/18/74	1/21/78
Minnesota State Mankato	10-5 1/22/74	2/14/79
Minnesota State Moorhead	1-0 1/22/77	1/22/77
Montclair State (NJ)	0-1 12/2/79	12/2/79
National College (IL)	1-0 1/6/82	1/6/82
North Iowa CC	1-1 3/1/76	2/7/77
Northwest Missouri St.	1-0 3/7/80	3/7/80
Simon Fraser	1-0 12/30/87	12/30/87
Simpson College (IA)	1-1 2/5/77	2/3/78
Southwest Minnesota St.	1-3 1/28/74	1/25/78
St. Catherine's (MN)	1-0 2/19/76	2/15/78
St. Cloud State	10-6 2/15/74	1/23/80
St. Teresa's (MN)	1-0 2/21/74	2/21/74
Temple JC (TX)	1-0 1/11/79	1/11/79
Valdosta State	1-0 12/6/80	12/6/80
Wayland Baptist	0-1 11/22/84	11/22/84
William Penn (IA)	2-1 12/17/77	12/22/79
Winnipeg	0-2 12/9/75	12/5/76
Winona State	3-3 1/31/74	1/17/78
Wisconsin-Eau Claire	3-0 2/11/76	12/7/77
Wisconsin-La Crosse	2-6 2/8/74	2/27/79
Wisconsin-River Falls	3-1 2/28/74	1/10/77
Wisconsin-Superior	1-0 2/18/74	2/18/74



All-American Carol Ann Shudlick, 1994 Wade Trophy winner

HISTORY

Wade Trophy Winner

1994 Carol Ann Shudlick

Wade Trophy Finalists

2016 Rachel Banham
2015 Amanda Zahui B.
2005 Janel McCarville
2004 Janel McCarville, Lindsay Whalen
2003 Lindsay Whalen
1994 Carol Ann Shudlick
1982 Marty Dahlen
1981 Linda Roberts
1980 Linda Roberts

John Wooden Award Finalist

2016 Rachel Banham
2015 Amanda Zahui B.
2014 Rachel Banham
2005 Janel McCarville

Naismith Award Finalist

2015 Amanda Zahui B.
2005 Janel McCarville
2004 Lindsay Whalen
2003 Lindsay Whalen

All-America Honors (Team)

2019 Kenisha Bell (AP HM)
2018 Kenisha Bell (AP HM)
2016 Rachel Banham (AP, USBWA, espnW, Wooden Award, WBCA HM)
2015 Amanda Zahui B. (AP, WBCA, USBWA, espnW)
2014 Rachel Banham (WBCA HM, AP HM)
Amanda Zahui B. (WBCA HM)
2013 Rachel Banham (WBCA HM, AP HM)
2005 Janel McCarville (Kodak 1, USBWA 1, AP 2)
2004 Lindsay Whalen (Kodak 1, USBWA 2, AP 2)
Janel McCarville (Kodak 1, AP HM)
2003 Lindsay Whalen (Kodak 1, USBWA 1, AP 2)
2002 Lindsay Whalen (AP 3, Kodak HM, WBNS 2, SBWA, USBWA 1)
1994 Carol Ann Shudlick (Kodak 1)
1993 Carol Ann Shudlick (Kodak HM)
1985 Laura Coenen (WBNS 1)
1982 Laura Coenen (WBNS HM)
Debbie Hunter (WBNS HM)
1981 Linda Roberts (Street & Smith HM)
1979 Laura Gardner (WNIT)
1978 Elsie Ohm (WNIT)

Associated Press National Coach of the Year

2002 Brenda Oldfield

Carol Eckman Award

1989 Linda Hill-MacDonald

Full Court Freshman All-American Team

2014 Amanda Zahui B. (First Team)
2012 Rachel Banham (First Team)

College All-Freshman Team

1982 Laura Coenen

Women's Basketball News Service

Comeback Player of the Year

1985 Laura Coenen

WBCA All-Region Team

2019 Kenisha Bell
2018 Kenisha Bell, Carlie Wagner
2016 Rachel Banham
2015 Amanda Zahui B.
2014 Rachel Banham, Amanda Zahui B.
2013 Rachel Banham

NCAA All-Midwest Region Team

2005 Janel McCarville
2004 Janel McCarville, Lindsay Whalen
2003 Lindsay Whalen
2002 Lindsay Whalen

Kodak All-America Region IV Team

1994 Carol Ann Shudlick
1993 Carol Ann Shudlick
1985 Laura Coenen
1983 Laura Coenen, Debbie Hunter

IAIW Region 6 MVP

1983 Laura Coenen
1982 Laura Coenen

Kodak All-Region 6 Team

1982 Laura Coenen, Debbie Hunter

IAIW All-Region 6 Team

1982 Laura Coenen, Marty Dahlen
1981 Marty Dahlen, Debbie Hunter, Mary Manderfeld
1980 Mary Manderfeld, Linda Roberts
1979 Laura Gardner
1978 Rachel Gaugert

Big Ten All-Tournament Team

2018 Carlie Wagner
2015 Amanda Zahui B.
2005 Jamie Broback, Janel McCarville
2004 Janel McCarville

Big Ten Player of the Year

2016 Rachel Banham (Sr.) (Coaches/Media)
2015 Amanda Zahui B. (So.) (Media)
2002 Lindsay Whalen (So.) (Coaches/Media)
1994 Carol Ann Shudlick (Sr.) (Coaches/Media)
1983 Laura Coenen (So.) (Coaches/Media)

Big Ten Freshman of the Year

2018 Destiny Pitts
2014 Amanda Zahui B.
2012 Rachel Banham
2002 Janel McCarville

Big Ten Coach of the Year

2002 Brenda Oldfield

All-Big Ten-Selections (team)

2020 Taije Bello (Coaches & Media 2)
Jasmine Powell (Coaches & Media HM)
Gadiva Hubbard (Media HM)
Sara Scalia (Media HM)
2019 Kenisha Bell (Coaches & Media 1)
Destiny Pitts (Media 1, Coaches 2)
Taije Bello (Coaches & Media HM)
2018 Kenisha Bell (Coaches & Media 1)
Carlie Wagner (Coaches & Media 1)
Destiny Pitts (Media 2, Coaches HM)
2017 Carlie Wagner (Coaches & Media 2)
Kenisha Bell (Coaches & Media HM)
2016 *Rachel Banham (Coaches & Media 1)
Carlie Wagner (Coaches & Media 2)
2015 *Amanda Zahui B. (Coaches & Media 1)

2014 Shae Kelley (Media 1, Coaches 2)
*Rachel Banham (Coaches & Media 1)
Amanda Zahui B. (Media 1, Coaches 2)
2013 Rachel Banham (Coaches 1, Media 2)
Micaella Riche (Coaches & Media HM)
Rachel Banham (Coaches & Media 2)
2012 Kiara Buford (Coaches & Media HM)
Kiara Buford (Coaches & Media HM)
2011 Kiara Buford (Media HM)
2010 Brittany McCoy (Coaches & Media HM)
2009 Emily Fox (Coaches & Media 2)
Ashley Ellis-Milan (Coaches & Media 3)
Emily Fox (Coaches & Media 1)
Leslie Knight (Coaches & Media 2)
Ashley Ellis-Milan (Media HM)
2007 Emily Fox (Coaches 2, Media 3)
Kelly Roysland (Coaches HM, Media 3)
Jamie Broback (Coaches & Media 2)
2006 *Janel McCarville (Coaches & Media 1)
Jamie Broback (HM)
Shannon Schonrock (HM)
2004 *Lindsay Whalen (Coaches & Media 1)
Janel McCarville (Coaches 1, Media 2)
2003 *Lindsay Whalen (Coaches & Media 1)
Janel McCarville (Media 1, Coaches 2)
Corrin Von Wald (3)
2002 *Lindsay Whalen (Coaches & Media 1)
Janel McCarville (2)
2001 Lindsay Whalen (HM)
1999 Sonja Robinson (HM)
1998 Angie Iverson (HM)
1996 Angie Iverson (2), Cheri Stafford (HM)
1995 Shannon Loeblein (2), Cara Pearson (HM)
1994 Carol Ann Shudlick (1)
1993 Carol Ann Shudlick (1), Cara Pearson (HM)
1992 Carol Ann Shudlick (2)
1991 Ellen Kramer (2)
1990 Ellen Kramer (HM)
1989 Lea Blackwell (HM), Ellen Kramer (HM)
1988 Lea Blackwell (HM)
1987 Molly Tadich (2)
1986 Molly Tadich (2), Carol Peterka (HM)
1985 Laura Coenen (1), Molly Tadich (2)
Carol Peterka (HM)
1984 Carol Peterka (2)
1983 Laura Coenen (1), Debbie Hunter (1)
* Unanimous selection

Big Ten All-Defensive Team

2019 Kenisha Bell
2018 Kenisha Bell
2015 Amanda Zahui B.
2014 Amanda Zahui B.
2006 Shannon Bolden
*Prior to 2020, the All-Defensive Team was selected only by the Big Ten coaches

Big Ten All-Freshman Team

2020 Jasmine Powell (Media & Coaches)
Sara Scalia (Media)
2018 Destiny Pitts
2015 Carlie Wagner
2014 Amanda Zahui B.
2013 Shayne Mullaney
2012 Rachel Banham
2011 Kionna Kellogg
2009 Kiara Buford
2007 Brittany McCoy
2002 Janel McCarville
2001 Lindsay Whalen
*Prior to 2020, the All-Freshman Team was selected only by the Big Ten coaches

Big Ten Player of the Week

2019-20	Destiny Pitts (12/16)
	Taiye Bello, Sr. (12/9)
2017-18	Carlie Wagner, Sr. (2/19)
	Kenisha Bell, Jr. (1/22)
	Kenisha Bell, Jr. (11/20)
2015-16	Rachel Banham, Sr. (2/22)
	Rachel Banham, Sr. (2/8)
	Rachel Banham, Sr. (12/14)
	Mikayla Bailey, Sr. (11/16)
2014-15	Amanda Zahui B., So. (2/24)
	Shae Kelley, Sr. (2/16)
	Amanda Zahui B., So. (2/2)
	Shae Kelley, Sr. (1/19)
	Amanda Zahui B., So. (1/5)
	Amanda Zahui B., So. (12/30)
	Shae Kelley, Sr. (11/24)
2013-14	Amanda Zahui B., Fr. (3/3)*
	Amanda Zahui B., Fr. (12/31)*
	Amanda Zahui B., Fr. (12/9)*
	Amanda Zahui B., Fr. (11/25)*
2012-13	Micaella Riche, Jr. (3/4)
	Rachel Banham, So. (12/10)
	Micaella Riche, Jr. (11/12)
2011-12	Rachel Banham, Fr. (1/9)*
2008-09	Ashley Ellis-Milan, Jr. (1/20)
	Katie Ohm, Jr. (12/9)
2007-08	Emily Fox, Jr. (1/28)
	Leslie Knight, Sr. (12/31)
2005-06	Jamie Broback, Jr. (1/30)
2004-05	Janel McCarville, Sr. (2/7)
	Janel McCarville, Sr. (1/24)
	Janel McCarville, Sr. (12/20)
2003-04	Janel McCarville, Jr. (2/9)
	Lindsay Whalen, Sr. (1/5)
	Lindsay Whalen, Sr. (12/8)
	Janel McCarville, Jr. (12/1)
2002-03	Janel McCarville, So. (2/24)
	Corrin Von Wald, Sr. (2/17)
	Lindsay Whalen, Jr. (1/6)
	Lindsay Whalen, Jr. (12/2)
	Corrin Von Wald, Sr. (11/25)
2001-02	Lindsay Whalen, So. (2/18)
	Lindsay Whalen, So. (2/4)
	Lindsay Whalen, So. (1/21)
	Lindsay Whalen, So. (11/26)
	Lindsay Whalen, So. (11/19)
2000-01	Tanisha Gilbert, Fr. (12/11)
1999-00	Erin Olson, Sr. (12/13)
1994-95	Cara Pearson, Sr. (1/9)
1993-94	Carol Ann Shudlick, Sr. (3/14)
	Carol Ann Shudlick, Sr. (2/28)
	Carol Ann Shudlick, Sr. (12/20)
1992-93	Carol Ann Shudlick, Jr. (1/25)
	Carol Ann Shudlick, Jr. (1/19)
	Carol Ann Shudlick, Jr. (12/21)
1991-92	Carol Ann Shudlick, So. (12/23)
1990-91	Carol Ann Shudlick, Fr. (12/3)
1984-85	Laura Coenen, Sr. (3/11)
	Laura Coenen, Sr. (2/19)
	Laura Coenen, Sr. (1/22)
1983-84	Carol Peterka, So. (3/5)
	Carol Peterka, So. (1/9)

Big Ten Freshman of the Week (Began in 2009-10 season)

2019-20	Jasmine Powell (2/24)
	Jasmine Powell (2/3)
	Sara Scalia (1/20)
	Sara Scalia (12/2)
2017-18	Destiny Pitts (2/19)
	Destiny Pitts (2/12)
	Destiny Pitts (1/8)

	Destiny Pitts (1/2)
	Destiny Pitts (12/18)
	Destiny Pitts (11/27)
	Destiny Pitts (11/20)
2016-17	Gadiva Hubbard (12/5)
2014-15	Carlie Wagner (2/16)
	Carlie Wagner (2/9)
2013-14	Amanda Zahui B. (3/3)*
	Amanda Zahui B. (2/17)
	Amanda Zahui B. (2/11)
	Amanda Zahui B. (12/31)*
	Amanda Zahui B. (12/23)
	Amanda Zahui B. (12/9)*
	Amanda Zahui B. (11/25)*
2012-13	Kayla Hirt (1/7)
	Kayla Hirt (12/24)
	Mikayla Bailey (11/19)
2011-12	Rachel Banham (1/31)
	Rachel Banham (1/16)
	Rachel Banham (1/9)*
	Rachel Banham (12/26)
	Rachel Banham (12/12)
2010-11	Kionna Kellogg (1/31)

* won Player and Freshman of the Week honors

Academic All-Americans

2018	Carlie Wagner (3)
2017	Carlie Wagner (3)
2006	April Calhoun (3)
2005	April Calhoun (3)
2003	Lindsay Whalen (3)

Academic All-District

2018	Carlie Wagner
2017	Carlie Wagner
2016	Joanna Hedstrom, Shayne Mullaney, Carlie Wagner
2015	Shayne Mullaney
2009	Emily Fox (2)
2008	Emily Fox (1), Leslie Knight (1), Brittany McCoy (2), Katie Ohm (2)
2007	Leslie Knight (2)
2006	April Calhoun (1), Liz Podominick (2), Shannon Schonrock (2)
2005	April Calhoun (1), Shannon Schonrock (2)
2004	Kadidja Andersson (2)
2003	Lindsay Whalen (1), Corrin Von Wald (2)
2002	Lindsay Whalen (2)
1986	Molly Tadich (1)
1983	Mary Dessen (1)

Big Ten Medal of Honor

2018	Carlie Wagner
1994	Carol Ann Shudlick

Big Ten Distinguished Scholar Award

2020	Barbara Tomancova
2018	Jessie Edwards
2016	Joanna Hedstrom
2015	Joanna Hedstrom, Shayne Mullaney
2014	Shayne Mullaney, Sari Noga
2012	Jackie Voigt
2011	Nicole Mastey, Jackie Voigt
2010	Brittany McCoy, Katie Ohm

Academic All-Big Ten

2020	Kehinde Bello, Taiye Bello, Jasmine Brunson, Gadiva Hubbard, Barbara Tomancova
2019	Kenisha Bell, Kehinde Bello, Jasmine Brunson, Palma Kaposi, Annalese Lamke, Destiny Pitts

2018	Kehinde Bello, Taiye Bello, Jasmine Brunson, Jessie Edwards, Bryanna Fernstrom, Palma Kaposi, Annalese Lamke, Carlie Wagner
2017	Jessie Edwards, Bryanna Fernstrom, Joanna Hedstrom, Annalese Lamke, Carlie Wagner
2016	Mikayla Bailey, Joanna Hedstrom, Shayne Mullaney, Carlie Wagner
2015	Mikayla Bailey, Joanna Hedstrom, Kayla Hirt, Shayne Mullaney, Amanda Zahui B.
2014	Mikayla Bailey, Kayla Hirt, Jackie Johnson, Shayne Mullaney, Sari Noga, Micaella Riche, Amanda Zahui B.
2013	Kayla Hirt, Kionna Kellogg, Katie Loberg, Sari Noga, Micaella Riche
2012	Kiara Buford, Shonte Clay, Amber Dvorak, Kionna Kellogg, Katie Loberg, Brianna Mastey, Nicole Mastey, Sari Noga, Micaella Riche, Jackie Voigt
2011	Kiara Buford, Kristen Dockery, Amber Dvorak, Katie Loberg, Brianna Mastey, Nicole Mastey, Jackie Voigt
2010	Kiara Buford, Kristen Dockery, Zoe Harper, Brianna Mastey, Nicole Mastey, Brittany McCoy, Katie Ohm, Tanisha Smith, Jackie Voigt
2009	Emily Fox, Zoe Harper, Brittany McCoy, Katie Ohm, Kay Sylva
2008	Jordan Barnes, Emily Fox, Leslie Knight, Brittany McCoy, Katie Ohm, Tanisha Smith
2007	Jordan Barnes, Emily Fox, Leslie Knight, Katie Ohm, Kelly Roysland
2006	Katie Alsdurf, Shannon Bolden, April Calhoun, Christina Collison, Leslie Knight, Hannah Garry, Shannon Schonrock, Liz Podominick, Kelly Roysland, Natasha Williams
2005	Katie Alsdurf, Shannon Bolden, April Calhoun, Christina Collison, Hannah Garry, Shannon Schonrock, Liz Podominick, Kelly Roysland
2004	Kadidja Andersson, Shannon Bolden, Christina Collison, Shannon Schonrock, Lindsay Whalen
2003	Kadidja Andersson, Lindsay Lieser, Corrin Von Wald, Lindsay Whalen
2002	Kadidja Andersson, Lindsay Lieser, Corrin Von Wald, Lindsay Whalen
2001	Lindsay Lieser
2000	Erin Olson
1999	Sonja Robinson
1998	Angie Iverson, Sarah Klun, Erin Olson, Sarah Schieber, Sonja Robinson
1997	Jaime Ellis, Angie Iverson, Sarah Klun, Sonja Robinson
1994	Carol Ann Shudlick, Shannon Loeblein, Lori Lawler
1993	Carol Ann Shudlick, Shannon Loeblein, Lori Lawler
1992	Carol Ann Shudlick, Jenny Dillon
1989	Juanita Boehland, Cindy Bradley
1988	Juanita Boehland, Cindy Bradley, Beth Hufford
1987	Beth Hufford, Molly Tadich
1986	Lisa Hoelscher, Molly Tadich
1985	Lisa Hoelscher, Molly Tadich
1984	Mary Dessen

Big Ten Sportsmanship Award

2020	Jasmine Brunson
2019	Jasmine Brunson
2018	Carlie Wagner
2017	Joanna Hedstrom
2016	Shayne Mullaney
2015	Shayne Mullaney
2014	Sari Noga
2013	Leah Cotton
2012	Jackie Voigt
2011	Jackie Voigt
2010	Katie Ohm

TEAM AWARDS

Minnesota's Most Valuable Player

2019	Destiny Pitts (Offensive), Kenisha Bell (Defensive)
2018	Kenisha Bell, Carlie Wagner
2017	Carlie Wagner
2016	Rachel Banham
2015	Amanda Zahui B.
2014	Rachel Banham
2013	Rachel Banham
2012	Rachel Banham, Kiara Buford
2011	Kiara Buford
2010	Brittany McCoy
2009	Ashley Ellis-Milan
2008	Emily Fox
2007	Kelly Roysland
2006	Shannon Schonrock
2005	Janel McCarville
2004	Lindsay Whalen
2003	Lindsay Whalen
2002	Lindsay Whalen
2001	Lindsay Whalen
2000	Erin Olson
1999	Sonja Robinson
1998	Angie Iverson, Sonja Robinson
1997	Angie Iverson
1996	Cheri Stafford
1995	Cara Pearson
1994	Carol Ann Shudlick
1993	Carol Ann Shudlick
1992	Carol Ann Shudlick
1991	Ellen Kramer
1990	Jennifer Hall
1989	Jennifer Hall
1988	Lea Blackwell, Susie Piram
1987	Molly Tadich
1986	Molly Tadich
1985	Laura Coenen
1984	Carol Peterka
1983	Laura Coenen, Debbie Hunter
1982	Debbie Hunter
1981	Linda Roberts
1980	Linda Roberts
1979	Linda Roberts
1978	Elsie Ohm

Hustle Award

2019	Taiye Bello
2017	Jasmine Brunson
2016	Mikayla Bailey
2002	Ebba Hemberg
2001	Megan Kane
1998	Mindy Hansen

Leadership Award

2019	Annalese Lamke
2000	Erin Olson
1999	Mindy Hansen
1998	Sonja Robinson

Most Improved Award

2018	Kenisha Bell
2017	Taiye Bello
2014	Jackie Johnson
2013	Micaella Riche
2012	Brianna Mastey
2011	Kristen Dockery
2010	Kiara Buford
2009	Ashley Ellis-Milan
2008	Katie Ohm
2007	Leslie Knight
2006	Natasha Williams
2005	Jamie Broback
2004	Janel McCarville
2003	Shannon Schonrock
2002	Kadidja Andersson
2001	Kim Bell
2000	Brandy Pickens
1999	Kim Bell

Defensive Player of the Year

2018	Kenisha Bell
2017	Kenisha Bell
2014	Sari Noga, Amanda Zahui B.
2013	Sari Noga
2012	Kiara Buford
2011	China Antoine
2010	Brittany McCoy
2009	Brittany McCoy
2008	Kay Sylva
2007	Brittany McCoy
2006	Shannon Bolden
2005	Shannon Bolden
2004	Shannon Bolden
2003	Corrin Von Wald
2002	Corrin Von Wald

Sixth Player of the Year

2018	Taiye Bello
2017	Gadiva Hubbard
2016	Shayne Mullaney
2015	Kayla Hirt
2002	Kim Prince

Newcomer of the Year Award

2018	Destiny Pitts
------	---------------

Most Outstanding Scholar

2018	Carlie Wagner
2017	Joanna Hedstrom
2016	Joanna Hedstrom
2015	Shayne Mullaney
2014	Shayne Mullaney
2013	Katie Loberg
2012	Amber Dvorak
2011	Nicole Mastey
2010	Katie Ohm
2009	Brittany McCoy
2008	Leslie Knight
2007	Leslie Knight
2006	April Calhoun
2005	April Calhoun
2004	April Calhoun
2003	Kadidja Andersson
1999	Erin Olson

Best Rebounder Award

2017	Jessie Edwards
2002	Janel McCarville

Iron Gopher Award

2017	Annalese Lamke
2016	Charlie Wagner
2015	Charlie Wagner

Gopher Spirit Award

2015	Rachel Banham, Joanna Hedstrom
------	--------------------------------

Newcomer of the Year

2015	Shae Kelley
------	-------------

Coaches Award

2014	Rachel Banham, Sari Noga, Micaella Riche
2013	Shayne Mullaney
2012	Kiara Buford
2011	Kiara Buford
2010	Kristen Dockery
2009	Kay Sylva
2008	Leslie Knight
2007	Kelly Roysland, Emily Fox
2006	Hannah Garry
2005	April Calhoun, Shannon Schonrock
2004	Shannon Schonrock
2003	Corrin Von Wald
2002	No winner
2001	Lindsay Whalen
2000	Erin Olson, Brandy Pickens
1999	Jackie Tate, Cassie VanderHeyden
1998	Mindy Hansen
1997	Margaret Blom, Sy Nonginthirath, Teresa O'Hearn, Stephanie Strommen
1995	Lisa Roell
1994	Nancy Alexander
1993	Crystal Flint
1992	Jenny Zeller
1991	Ellen Kramer

Minnesota's Gopher Award

2014	Sari Noga
2013	Jackie Johnson
2012	Jackie Voigt
2011	Nicole Mastey
2010	Katie Ohm
2009	Emily Fox
1990	Jennifer Hall
1989	Lea Blackwell
1988	Lea Blackwell
1987	Molly Tadic
1986	Molly Tadic
1985	Laura Coenen
1984	Mary Dressen
1983	Laura Coenen, Debbie Hunter
1982	Laura Coenen
1981	Mary Manderfeld
1980	Mary Manderfeld, Linda Roberts
1979	Linda Roberts
1978	Linda Roberts

Attitude Award

2002	Leslie Hill
------	-------------

Three-Point Shooter Award

2002	Lindsay Lieser
------	----------------

Donna Olson Iron Woman Award

2001	Ozlem Piroglu
2000	Cassie VanderHeyden
1999	Sonja Robinson
1998	Sonja Robinson

Most Improved Rookie Award

2000	Kim Prince
------	------------

Unsung Heroine Award

1998	Erin Olson, Sarah Schieber
------	----------------------------

Fast Break Club Award

2019	Kenisha Bell, Destiny Pitts
2018	Charlie Wagner
2017	Joanna Hedstrom
2016	Rachel Banham
2015	Shayne Mullaney
2014	Sari Noga
2013	Micaella Riche
2012	Jackie Voigt
2011	Jackie Voigt
2010	Jackie Voigt
2009	Ashley Ellis-Milan
2008	Leslie Knight
2007	2006-07 Team
2006	Kelly Roysland
2005	Shannon Schonrock
2004	Lindsay Whalen
2003	Lindsay Lieser
2002	Lindsay Whalen
1997	Angie Iverson
1996	Sarah Cecka, Angie Iverson
1995	Lori Lawler
1994	Crystal Flint
1993	Nikki Coates
1992	Holly Thompson
1991	Holly Thompson
1990	Lea Bergin
1989	Cindy Bradley
1988	1987-88 Team
1987	Debbie Hilmerson
1986	Cindy Bradley
1985	Lisa Hoelscher
1984	Mary Dressen

Fast Break Club For the Love of the Game Award

2019	Annalese Lamke
2018	Jessie Edwards
2017	Whitney Tinjum
2016	Mikayla Bailey
2015	Rachel Banham
2014	Amanda Zahui B.
2013	Kayla Hirt
2012	Kiara Buford, Nicole Mastey, Jackie Voigt
2011	Kristen Dockery, Nicole Mastey
2010	Katie Ohm
2009	Kay Sylva
2008	Katie Ohm
2007	Leslie Knight
2006	Christina Collison
2005	April Calhoun
2004	Hannah Garry

Fast Break Club Breakout Award

2019	Jasmine Brunson, Irene Garrido Perez
2018	Kenisha Bell, Taiye Bello
2016	Joanna Hedstrom

Fast Break Club Terry McFarland Award

2017	Corbu Stathes and Lynnette Sjoquist (Gopher Radio)
2014	Deborah Olson
2013	Gary Cohen and Margaret Macneale
2012	Joel and Lois Maturi
2011	Kathy Bjorke and Lynnette Sjoquist
2010	Peter Beniares
2009	Terry McFarland (Fast Break Club)
2008	Connie Bakken (Supporter)
2007	Mike and Barb Berens (Supporters)
2006	Sylvia Hesse/Karen Lueck (Fast Break Club)
2005	Tom Witschen/Lynnette Sjoquist (WFMP Radio)
2004	Sue Corbin (Fast Break Club)
2003	Terry McFarland/Cathy Mahowald (Fast Break Club)



LINDSAY WHALEN

Minnesota Lynx, 2010-18
Connecticut Sun, 2004-09
2011, '13, '15, '17 WNBA Champion
Five-Time All-Star
Three-Time All-WNBA First Team

DRAFT: 2004 Fourth Overall Pick
(Connecticut Sun)



JANEL MCCARVILLE


Minnesota Lynx, 2013-14, 2016
New York Liberty, 2007-12
Charlotte Sting, 2005-06
2013 WNBA Champion
2007 WNBA Most Improved Player

DRAFT: 2005 First Overall Pick
(Charlotte Sting)



EMILY FOX

DRAFT: 2009 30th Overall Pick
(Minnesota Lynx)



AMANDA ZAHUI B.

New York Liberty, 2016-pres.
Tulsa Shock, 2015

DRAFT: 2015 Second Overall Pick
(Tulsa Shock)



SHAE KELLEY

Minnesota Lynx, 2015
2015 WNBA Champion

DRAFT: 2015 35th Overall Pick
(Minnesota Lynx)



RACHEL BANHAM

Minnesota Lynx, 2020
Connecticut Sun, 2016-19

DRAFT: 2016 Fourth Overall Pick
(Connecticut Sun)



CARLIE WAGNER

DRAFT: 2018 36th Overall Pick
(Minnesota Lynx)



KENISHA BELL

Minnesota Lynx, 2019

DRAFT: 2019 30th Overall Pick
(Minnesota Lynx)

5 PICKS IN 6 YEARS

Since 2015, only Connecticut (13), Baylor (9), South Carolina (8), Tennessee (8), Notre Dame (7), Duke (6), Louisville (6) and Florida State (6) have had more players drafted than Minnesota (5).

Within the Big Ten, the Golden Gophers are tied with Maryland for most WNBA picks since 2015. Ohio State and Rutgers trail both programs with four each, while Iowa has had three.



Joan Stevenson
1971-72; 1 season
5-3 (.625) overall



Deb Wilson
1972-73; 1 season
8-8 (.500) overall



Linda Wells
1973-74; 1 season
3-10 (.231) overall



Jenny Johnson
1974-77; 3 seasons
36-37 (.493) overall



Ellen Mosher-Hanson
1977-87; 10 seasons
172-124 (.581) overall
52-38 (.578) B1G



LaRue Fields
1987-90; 3 seasons
24-59 (.289) overall
12-42 (.222) B1G



Linda Hill-MacDonald
1990-97; 7 seasons
66-126 (.344) overall
32-88 (.267) B1G



Cheryl Littlejohn
1997-01; 4 seasons
29-81 (.264) overall
7-57 (.109) B1G



Brenda Oldfield
2001-02; 1 season
22-8 (.733) overall
11-5 (.688) B1G



Pam Borton
2002-14; 12 seasons
236-152 (.608) overall
104-94 (.525) B1G



Marlene Stollings
2014-18; 4 seasons
82-47 (.636) overall
38-30 (.559) B1G



Lindsay Whalen
2018-Present; 2 seasons
37-26 (.587) overall
14-22 (.389) B1G

AAA

Masha Adashchyk (2020)
Nancy Alexander (1991, 93, 94)
Katie Alsdurf (2005, 06)
Teresa Amberg (1977)
Kadidja Andersson (2001, 02, 03, 04)
Laura Andert (1976)
Kathy Andrychowicz (1973, 74, 75)
China Antoine (2010, 11)

BBB

Mikayla Bailey (2013, 14, 15, 16)
Rachel Banham (2012, 13, 14, 15, 16)
Jordan Barnes (2007, 08)
Karley Barnes (2016, 17)
Laurie Behm (1975)
Kelli Behrens (1983, 84)
Kenisha Bell (2017, 18, 19)
Kim Bell (1999, 2000, 01, 02)
Kehinde Bello (2017, 18, 19, 20)
Taiye Bello (2017, 18, 19, 20)
Emily Benson (2007)
Lea Bergin (1989, 90)
Barb Bernhardt (1978)
Mary Bidingier (1979)
Lea Blackwell (1988, 89)
Antionetta Blevins (1999, 00)
Juanita Boehland (1987, 88, 89, 90)
Shannon Bolden (2003, 04, 05, 06)
Cristy Boles (1981, 82)
Moneeke Bowden (1999, 00)
Cindy Bradley (1986 87, 88, 89)
Peg Bradley (1974, 75)
Jamie Broback (2004, 05, 06)
Diane Brown (2008)
Carol Brownlee (1980)
Jasmine Brunson (2017, 18, 19, 20)
Josie Buckingham (2015, 16)
Kiara Buford (2009, 10, 11, 12)
Kiauna Burns (1997, 98)
Delaynie Byrne (2019)

CCC

April Calhoun (2005, 06)
Korinne Campbell (2007, 08)
Stacy Carver (1990, 91, 92, 93)
Sarah Cecka (1995, 96)
Shonté Clay (2011, 12)
Nikki Coates (1991, 92, 93, 94)
Laura Coenen (1982, 83, 84, 85)
Christina Collision (2003, 04, 05, 06)
Leah Cotton (2010, 11, 12, 13)
Theresa Cragg (1974, 75)

DDD

Robin Dabareiner (1979, 80)
Marty Dahlen (1979, 80, 81, 82)
Dena Dalos (1975)
Brittney Davis (2006)
Cindy Davis (1976)
Jenny Dillon (1991)
Lori Dimitroff (2004)
Kristen Dockery (2009, 10, 11)
Shelia Dooley (1974, 75)
Mary Dressen (1981, 82, 83, 84)
Christine Durand (1979, 80, 81, 82)
Amber Dvorak (2010, 11, 12)

EEE

Jessie Edwards (2016, 17, 18)
Kathy Eiland (1977, 78)
Jaime Ellis (1995, 96, 97)
Ashley Ellis-Milan (2007, 08, 09, 10)
Terri Erickson (1974, 75, 76, 77)
Denise Erstad (1975, 76, 77)

FFF

Bryanna Fernstrom (2016, 17, 18)
Crystal Flint (1992, 93, 94)
Emily Fox (2006, 07, 08, 09)
Kathy Fraser (1974)
Denise Freese (1982, 83, 84, 85)

GGG

Laura Gardner (1979, 81, 82)
Irene Garrido Perez (2018, 19)
Hannah Garry (2004, 05, 06)
Danielle Garven (2016)
Rachel Gaugert (1977, 78)
Tanisha Gilbert (2001, 03)
Paloma Gonzalez (2016)
Jackie Goulet (1987, 88, 89, 90)

HHH

Jennifer Hall (1987, 88, 89, 90)
Mindy Hansen (1996, 97, 98, 99)
Zoe Harper (2007, 08, 09, 10)
Brandi Harris (1999, 2000)
Lynda Hass (1996, 97, 98)
Joanna Hedstrom (2014, 15, 16, 17)
Ebba Hemberg (2001, 02)
Leslie Hill (2001, 02, 03, 04)
Debbie Hilmerson (1985, 86, 87, 88)
Kayla Hirt (2013, 14, 15)
Lisa Hoelscher (1983, 84, 85, 86)
Gadiva Hubbard (2017, 18, 20)
Beth Hufford (1987, 88)
Debbie Hunter (1980, 81, 82, 83)

III

Álex Ionescu (2012)
Angie Iverson (1995, 96, 97, 98)

JJJ

Lindsey Jaede (2007, 08)
Sue Jaqua (1976)
Jackie Johnson (2013, 14)
Kris Johnson (1979)
Kynadi Johnson (2016)
Dana Joubert (1989, 90, 91, 92)

KKK

Megan Kane (2001)
Palma Kaposi (2017, 18, 19)
Mary Kellerman (1974)
Shae Kelley (2015)
Kionna Kellogg (2011, 12, 13)
Diane Kinney (1985, 86, 87, 88)
Mary Klotzbecher (1991, 92, 93, 94)
Sarah Klun (1997, 98)
Leslie Knight (2005, 06, 07, 08)
Cindy Kommers (1975, 76)
Joan Kowalsky (1978, 79)
Ellen Kramer (1988, 89, 90)
Deb Krats (1974)
Cindy Kuhlman (1980, 81, 82, 83)

LLL

Lauren Lacey (2005, 06)
Annalese Lamke (2016, 17, 18, 19)
Lori Lawler (1992, 93, 94, 95)
Theresa LeCuyer (1998, 99)
Bobbi Lewandowski (1974, 75)
Lindsay Lieser (2000, 01, 02, 03)
Lisa Lissimore (1980)
Katie Loberg (2010, 11, 12, 13)
Shannon Loeblein (1992, 93, 94, 95)

MMM

Jenny MacKay (2002)
Mary Manderfeld (1980, 81)
Tammy Manly (1979, 80, 81)
Brianna Mastey (2009, 10, 11, 12)
Nicole Mastey (2009, 10, 11, 12)
Janel McCarville (2002, 03, 04, 05)
Brittany McCoy (2007, 08, 09, 10)
Stabresa McDaniel (2014, 15)
Yvonne McDonald (1977)
Trish McGhee (2000, 01, 02, 03)
Kelly McNulty (1993, 95, 96)
Barb Meredith (1981, 82, 83, 84)
Barb Meyer (1978)
Patty Moran (1976)
Bernie Morris (1974, 75)
Shayne Mullaney (2013, 14, 15, 16)

NNN

Jill Nelson (1983)
Kim Nelson (2002, 03)
Tonia Nelson (1995)
Sari Noga (2011, 12, 13, 14)
Mary Jo Nowak (1986, 87, 88)

OOO

Elsie Ohm (1977, 78, 79)
Katie Ohm (2007, 08, 09, 10)
Erin Olson (1998, 99, 2000)
Jodi Olson (1987, 88, 89, 90)

PPP

Cara Pearson (1992, 93, 94, 95)
Carol Peterka (1983, 84, 85, 86)
Sue Petersen (1980)
Sue Pfeifer (1975, 76)
Cindy Phillips (1984, 85, 86, 87)
Brandy Pickens (1998, 2000, 01)
Susie Piram (1986, 87, 88)
Ozlem Piroglu (2001, 02)
Destiny Pitts (2018, 19, 20)
Liz Podominick (2004, 05, 06)
Jasmine Powell (2020)
Kim Prince (2000, 01, 02, 03)

RRR

Sue Renner (1987, 88, 89, 90)
Micaëlla Riché (2011, 12, 13, 14)
Cindy Ripsin (1975, 76)
Linda Roberts (1978, 79, 80, 81)
Sonja Robinson (1996, 97, 98, 99)
Lisa Roell (1992, 93, 94)
Janet Rogde (1977)
Kelly Roysland (2004, 05, 06, 07)

SSS

Breanna Sailey (2007)
Brenda Savage (1976, 77, 78, 79)
Sara Scalia (2020)
Gretchen Schad (1983, 84, 85)
Sarah Schieber (1996, 98)
Kay Schmidt (1995, 96)
Teresa Schneider (1974)
Shannon Schonrock (2003, 04, 05, 06)
Klarke Sconiers (2020)
Diane Scovill (1975, 76, 77, 78)
Andrea Seago (1997)
Barb Sell (1973, 74)
Kathy Shrake (1974, 75, 76)
Carol Ann Shudlick (1991, 92, 93, 94)
Nancy Shudlick (1994, 95, 96)
Cheri Stafford (1993, 95, 96)
Mercedes Staples (2019)
Allina Starr (2016, 17)
Kathy Steffens (1972, 73, 74)
Karen Swanson (1980)
Vicki Swanson (1977)
Kay Sylva (2008, 09)

TTT

Molly Tadich (1984, 85, 86, 87)
Jackie Tate (1999, 2000)
Drusilla Taylor (1977)
Jay Taylor (1989)
Swantreca Taylor (1995, 96, 99)
Holly Thompson (1989, 90, 91, 92)
Jane Thompson (2013)
Whitney Tinjum (2017)
Barbora Tomancova (2019, 20)

VVV

Cassie VanderHeyden (1999, 2000)
Jackie Voigt (2009, 10, 11, 12)
Corrin Von Wald (2002, 03)

WWW

Sue Wacker (1976, 77, 78)
Carlie Wagner (2015, 16, 17, 18)
Sue Watlov (1975)
Lindsay Whalen (2001, 02, 03, 04)
Ayesha Whitfield (1998)
Natalasha Williams (2005, 06)
Barb Wolfangle (1975)

YYY

Rachel Young (1998)

ZZZ

Amanda Zahui B. (2014, 15)
Jenny Zeller (1989, 90, 91, 92)

MINNESOTA

Anoka

Theresa LeCuyer (1997-99)
Teresa O'Hearn (1996-97)

Apple Valley

Carol Ann Shudlick (1990-94)
Nancy Shudlick (1992-96)

Becker

Brianna Mastey (2008-12)
Nicole Mastey (2008-12)

Bemidji

Kayla Hirt (2011-15)

Benilde-St. Margaret's

Joan Kawalsky (1977-79)
Grace Coughlin (2014-15)

Blaine

Cheri Stafford (1992-96)

Bloomington Jefferson

Laura Gardner (1978-82)
Molly Tadich (1983-87)
Megan Kane (2000-01)

Bloomington Kennedy

Kay Schmidt (1994-96)
Kenisha Bell (2015-19)

Blue Earth Area

Shannon Schonrock (2002-06)

Breckenridge

Denise Freese (1981-85)

Browerville

Mary Dressen (1980-84)

Burnsville

Diane Kinney (1984-88)
Jennifer Hall (1986-90)

Caledonia

Sarah Schieber (1994-98)

Cathedral (New Ulm)

Mary Manderfeld (1979-81)

Champlin Park

Tanisha Gilbert (2000-03)

Chaska

Mindy Hansen (1995-99)

Chisago Lakes

Whitney Tinjum (2016-17)
Bryanna Fernstrom (2016-18)

Cloquet

Deb Hunter (1979-83)

Columbia Heights

Kim Nelson (2000-03)

Como Park

Swantreca Taylor (1994-99)

Cretin-Derham Hall

Susie Piram (1985-88)

De La Salle

Allina Starr (2015-17)

Duluth Denfeld

Gail Sederski (1979-80)

Eastview

Jamie Broback (2003-06)

Eden Prairie

Christina Collison (2002-06)
Jackie Johnson (2012-15)
Shayne Mullaney (2012-16)

Edina

Lea Blackwell (1987-89)
Kelly McNulty (1992-96)

Elgin Millville

Katie Ohm (2005-2010)

Fairbault

Jenny Zeller (1988-92)

Forest Lake

Jill Nelson (1981-84)
Katie Alsdurf (2004-06)

Fosston

Kelly Roysland (2003-07)

Grand Rapids

Sue Renner (1986-90)
Jenny MacKay (2000-02)

Harding

Shannon Loeblein (1991-95)
Cara Pearson (1991-95)

Highland Park

Christine Durand (1978-82)

Hinckley-Finlayson

Amber Dvorak (2009-12)

Hopkins

Jordan Barnes (2006-08)
Leslie Knight (2004-08)

Hutchinson

Lindsay Whalen (2000-04)

Irondale

Lindsey Jaede (2006-08)

Jordan

Sarah Cecka (1994-96)

Lakeville North

Liz Podominick (2003-06)
Rachel Banham (2011-16)

LeSeur

Brenda Savage (1975-79)

Litchfield

Kiauna Burns (1996-98)

Little Falls

Debbie Hilmerson (1984-88)

Mable Canton

Marty Dahlen (1978-82)

Mankato East

Barb Meredith (1980-84)

Marshall

Shannon Bolden (2002-06)

Minnehaha Academy

Juanita Boehland (1986-90)

Minnetonka

Joanna Hedstrom (2013-17)

Minneapolis South

Lea Bergin (1988-90)

Minneapolis Washburn

Kim Bell (1998-02)

Morton

Mary Bidingier (1978-79)

Montrose

Stacy Carver (1989-93)

Mt. Iron

Karen Swanson (1979-81)

New London Spicer

Tonia Nelson (1992-94)
Lindsay Lieser (1999-03)

New Richland-Hartland-Ellendale-Geneva

Carlie Wagner (2014-18)

Orono

Emily Benson (2006-07)

Osseo

Mikayla Bailey (2012-16)

Owatonna

Angie Iverson (1994-98)

Park

Jackie Voigt (2008-12)

Parkers Prairie

Sari Noga (2010-14)

Princeton

Katie Loberg (2009-13)

Ramsey (Roseville)

Ellen Kramer (1987-90)

Redwood Falls

Isabella Cepelcha (1977-79)

Robbinsdale Armstrong

April Calhoun (2004-06)

Rochester John Marshall

Elsie Ohm (1976-79)

Rochester Lourdes

Lori Lawler (1991-95)

Southwest Christian

Sy Nonginthirath (1996-97)

St. Agnes

Kathryn Higgins (1999-00)

St. Charles

Kelli Behrens (1982-84)

St. Cloud Apollo

Cindy Kuhlman (1979-83)
Carol Peterka (1982-86)

St. Cloud Tech

Kris Johnson (1978-79)

St. Francis

Lynda Hass (1995-98)
Cassie VanderHeyden (1998-00)
Angel Leon (2000-01)
Breanna Salley (2006-07)

St. Paul Central

Linda Roberts (1977-81)
Lisa Lissimore (1979-80)
Monica Brown (1994-96)
Ashley Ellis-Milan (2005-10)
Kiara Buford (2008-12)

Stewartville

Hannah Garry (2003-06)

Stillwater

Sara Scalia (2019-Present)

Totino Grace

Ann Steffens (1980-81)

ALABAMA

Bob Jones

China Antoine (2009-11)

Carver

Kim Prince (1999-03)

Eufaula

Jackie Tate (1998-01)

Marion Junction

Antoinetta Blevins (1998-00)

ARIZONA

Chaparral

Sonja Robinson (1995-99)

CALIFORNIA

Bakersfield

Moneeke Bowden (1998-00)

Eureka

Cindy Bradley (1985-89)

Long Beach

Brandi Harris (1998-00)

COLORADO

Denver East

Shae Kelley (2014-15)

Ralston Valley

Delaynie Byrne (2019)

ThunderRidge

Emily Fox (2005-09)

CONNECTICUT

New Milford

Jane Thompson (2012-13)

ILLINOIS

Loyola Academy

Brittany McCoy (2006-2010)

Marian Catholic

Lauren Lacey (2004-06)

Niles North

Natasha Williams (2004-06)

Rockford Guilford

Andrea Seago (1996-98)

Von Steuben

Shonté Clay (2010-12)

Washington

Leslie Hill (2000-04)

York Community

Lisa Hoelscher (1982-86)

INDIANA

Greenfield Central

Jenny Dillion (1988-92)

South Bend St. Joseph's

Kristen Dockery (2007-11)

IOWA

Ames

Kionna Kellogg (2010-13)

Grand River

Cristy Boles (1980-82)

Lakota

Trudi Spear (1982-84)

Mt. Vernon

Elizabeth Hufford (1983-85)

KANSAS

Leavenworth

Nikki Coats (1990-94)

Olathe Christian

Leah Cotton (2009-13)

LOUISIANA

Dubach

Sue Key (2017)

MARYLAND

Potomac

Tammy Manly (1978-81)

MASSACHUSETTS

South Boston

Crystal Flint (1991-94)

MICHIGAN

Cass Tech

Ayesha Whitfield (1997-98)

Country Day

Destiny Pitts (2017-20)

Jasmine Powell (2019-Present)

Dow

Jackie Goulet (1986-90)

Everett

Cindy Phillips (1983-87)

North Dickinson

Lisa Roell (1991-95)

Powers Catholic

Brandy Pickens (1997-01)

Roeper

Alana Glass (2000-01)

Southfield-Lathrup

Kehinde Bello (2016-20)

Taiye Bello (2016-20)

St. Martin DePorres

Dana Joubert (1988-92)

Western International

Natea Motley (1999-00)

NEW JERSEY

Notre Dame

Korinne Campbell (2006-08)

NEW YORK

Brockport

Nancy Alexander (1990-94)

Christ the King

Klarke Sconiers (2019-Present)

Mary Louis Academy

Jasmine Brunson (2016-20)

OHIO

New Richmond

Josie Buckingham (2014-16)

Shaw

Holly Thompson (1988-92)

OREGON

Jefferson

Brittany Davis (2004-06)

Lake Oswego

Jamie Ellis (1994-98)

Nehalem

Gretchen Lesh (1984-86)

South Eugene

Rachel Young (1997-98)

West Salem

Kay Sylva (2007-09)

PENNSYLVANIA

Bishop McDevitt

Mary Klotzbeecher (1990-94)

SOUTH DAKOTA

Bedfield

Erin Schaffer (1998-99)

Milbank

Gretchen Schad (1982-85)

Mitchell

Erin Olson (1997-00)

TENNESSEE

Memphis Central

Trish McGhee (1999-03)

TEXAS

Garland

Kynadi Johnson (2015)

Irving MacArthur

Tory Jacobs (2014-15)

Plano East

LaToya Watkins (1994-95)

Manvel

Rangie Bessard (2014-15)

Skyline

Stabresa McDaniel (2013-15)

UTAH

Viewmont

Mercedes Staples (2019)

VIRGINIA

Princess Anne

Gadiva Hubbard (2016-Present)

WASHINGTON

Interlake

Jodie Olson (1986-90)

WISCONSIN

Cudahy

Mary Jo Nowack (1985-88)

Galesville-Etrick-Trempealeau

Annalese Lamke (2015-19)

Hudson

Corrin VonWald (2001-03)

Kenosha

Carol Brownlee (1979-81)

LaFollette

Sarah Klun (1994-98)

Rufus King

Margaret Blom (1996-97)

Neenah

Laura Coenen (1981-85)

Oconomowoc

Robin Dabareiner (1978-82)

Stevens Point

Janel McCarville (2001-05)

Vincent

Karley Barnes (2015-17)

West Bend East

Jennifer Sell (1981-83)

AUSTRALIA

Leeming

Leeming
Jessie Edwards (2015-18)

Perth

Willetton
Zoe Harper (2006-10)

BELARUS

Minsk

Masha Adashchyk (2020)

CANADA

Gloucester, Ontario

Louis Riel

Micaëlla Riché (2010-14)

Scarborough, Ontario

St. John Paul II Catholic Secondary

Danielle Garven (2015-16)

Whitby, Ontario

Leo Austin Secondary

Tanisha Smith (2006-10)

CZECH REPUBLIC

Brno

SGLD Brno

Barbora Tomancova (2018-Present)

HUNGARY

Pecs

PTE Babits Mihaly Gyakorlo Gimnazium

Palma Kaposi (2016-19)

NIGERIA

Anambra, Nigeria

De La Salle

Ngozi Okechukwa (1998-99)

ROMANIA

Bucharest

Grigore Moisil

Alex Ionescu (2011-12)

SPAIN

Granada

Irene Garrido Perez (2017-19)

Vigo

Colegio Leones

Paloma Gonzalez (2018)

SWEDEN

Stockholm

Ebba Hemberg (2000-02)

Kadidja Anderson (2000-04)

Amanda Zahui B. (2013-15)

TURKEY

Ankara

Ozlem Piroglu (2000-02)

#1 Brittany Davis (2004-06)
Rachel Banham (2011-16)* 1

#2 China Antoine (2009-11)
Jane Thompson (2012-13)
Stabresa McDaniel (2013-15)
Danielle Garven (2015-16)
Barbara Tomanecova (2018-20)

#3 Antoinetta Blevins (1998-00)
Ebba Hemberg (2000-02)
Kelly Roysland (2003-07)
Shayne Mullaney (2012-16)
Destiny Pitts (2017-20)

#4 Lea Blackwell (1987-89)
Erin Olson (1997-00)
Janel McCarville (2001-05)* 2
Emily Fox (2005-09)
Jackie Johnson (2012-15)
Jasmine Powell (2019-pres.)

#5 Ayesha Whitfield (1997-98)
Brandi Harris (1998-00)
Ozlem Piroglu (2000-02)
April Calhoun (2004-06)
Korinne Campbell (2006-08)
Kionna Kellogg (2010-13)
Tory Jacobs (2014-15)
Taiye Bello (2016-20)

#10 Lisa Lissimore (1979-80)
Lisa Hoelscher (1982-86)
Swantricia Taylor (1994-96, '98-99)
Kim Prince (1999-03)
Kay Sylva (2007-09)
Jessie Edwards (2015-18)

#11 Christine Durand (1978-82)
Jennifer Hall (1986-90)
Lisa Roell (1991-94)
Cassie VanderHeyden (1998-00)
Shannon Schonrock (2002-06)
Leah Cotton (2009-13)
Grace Coughlin (2014-15)
Delaynie Byrne (2019)

#12 Robin Dabareiner (1978-80)
Cindy Phillips (1983-87)
Cara Pearson (1991-95)
Mindy Hanson (1995-99)
Kathryn Higgins (1999-00)
Jenny MacKay (2001-02)
Brittany McCoy (2006-10)
Sue Key (2016)
Mercedes Staples (2018-19)

#13 Joan Kawalsky (1977-79)
Debbie Hunter (1979-83)* 3
Debbie Hilmerson (1984-88)
Lindsay Whalen (2000-04)* 4

#14 Mary Bidingier (1977-78)
Mary Jo Nowak (1985-88)
Holly Thompson (1988-92)
Sarah Schieber (1995-98)
Trish McGhee (1999-03)
Alex Ionescu (2011-12)
Bryanna Fernstrom (2016-18)
Sara Scalia (2019-pres.)

#15 Denise Freese (1981-85)
Mary Klotzbecher (1990-94)
Jamie Ellis (1994-98)
Jackie Tate (1998-00)
Breanna Salley (2006-07)
Micailia Riché (2010-14)
Allina Starr (2015-17)

#20 Latoya Watkins (1994-95)
Leslie Hill (2000-04)
Natasha Williams (2004-06)
Zoe Harper (2006-2010)
Kayla Hirt (2011-15)
Kehinde Bello (2016-20)

#21 Linda Roberts (1977-81)* 5
Gretchen Schad (1982-85)
Lea Bergin (1988-90)
Nancy Alexander (1999-94)
Shannon Loeblein (1991-95)
Lindsay Lieser (1999-03)
Sonja Robinson (1995-99)
Ashley Ellis-Milan (2005-10)
Sari Noga (2010-14)
Jasmine Brunson (2016-20)

#22 Brenda Savage (1975-79)
Gail Sederski (1979-80)
Mary Dessen (1980-84)
Gretchen Lesh (1985-86)
Crystal Flint (1989-94)
Kay Schmidt (1994-96)
Alana Glass (2000-01)
Shannon Bolden (2002-06)
Kristen Dockery (2007-11)
Joanna Hedstrom (2013-17)

#23 Laura Gardner (1978-82)
Jenny Zeller (1988-92)
Sarah Cecka (1994-96)
Kiauna Burns (1996-98)
Moneeke Bowden (1998-00)
Tanisha Gilbert (2000-03)
Shae Kelley (2014-15)
Kenisha Bell (2015-19)
Masha Adashchik (2019-20)

#24 Barb Meredith (1980-84)
Elizabeth Hufford (1984-88)
Dana Joubert (1988-92)
Nancy Shudlick (1992-96)
Margaret Blom (1996-97)
Rachel Young (1997-98)
Kim Nelson (2001-03)
Mikayla Bailey (2012-16)
Justice Ross (2019-pres.)

#25 Tammy Manly (1978-81)
Tonia Nelson (1982-83)
Jodi Olson (1986-90)
Sy Nongthirath (1996-97)
Corrin Von Wald (2001-03)
Emily Benson (2006-07)
Diane Brown (2007-08)
Katie Loberg (2009-13)
Kynadi Johnson (2015-16)
Palma Kaposi (2016-19)
Klarke Sconiers (2019-pres.)

#30 Marty Dahlen (1978-82)
Jennifer Sell (1972-74)
Brandy Pickens (1997-01)
Kiara Buford (2008-12)
Whitney Tinjum (2016-17)
Kadi Sissoko (2019-pres.)

#31 Carol Brownlee (1979-81)
Carol Peterka (1983-86)
Leslie Morgan (1988-89)
Kelly McNulty (1992-93)
Hannah Garry (2003-06)
Jordan Barnes (2006-08)
Irene Garrido Perez (2017-19)

#32 Isabella Ceplecha (1978-79)
Mary Manderfeld (1979-81)
Diane Kinney (1984-88)
Ellen Stewart (1988-89)
Nikki Coats (1990-94)
Lynda Hass (1995-98)
Katie Alsdurf (2004-06)
Tanisha Smith (2006-10)
Amanda Zahui B. (2013-15)
Karley Barnes (2015-17)

#33 Elsie Ohm (1976-79)
Trudi Spear (1983-84)
Cindy Bradley (1985-89)
Kelly McNulty (1994-96)
Teresa O'Hearn (1996-97)
Theresa LeCuyer (1997-99)
Jamie Broback (2003-06)
Carlie Wagner (2014-18)

#34 Ann Steffens (1972-74)
Kris Johnson (1975-76)
Jill Nelson (1982-84)
Jenny Dillion (1988-92)
Monica Brown (1994-96)
Lauren Lacey (2004-06)
Lindsey Jaede (2006-08)
Shonté Clay (2010-12)
Gadiva Hubbard (2016-pres.)

#35 Stacy Carver (1989-93)
Andrea Seago (1996-98)
Erin Schaffer (1998-99)
Kadidja Andersson (2000-04)
Katie Ohm (2005-2010)
Rangie Bessard (2014-15)

#40 Ellen Kramer (1987-90)
Lori Lawler (1991-95)

#41 Brianna Mastey (2008-12)
Annalese Lamke (2015-19)

#42 Cristy Boles (1980-82)
Carol Ann Shudlick (1990-94)* 6
Natea Motley (1999-00)

#43 Karen Swanson (1979-80)
Jackie Goulet (1986-90)
Megan Kane (2000-01)
Nicole Mastey (2008-12)
Paloma Gonzalez (2018)
Grace Cumming (2019-pres.)

#44 Laura Coenen (1981-85)* 7

#45 Kelly Behrens (1982-84)
Sarah Klun (1996-98)
Ngozi Okechukwa (1998-99)
Leslie Knight (2004-08)
Jackie Voigt (2008-12)

#50 Molly Tadich (1983-87)
Christina Collison (2002-06)

#51 Cheri Stafford (1992-96)

#52 Cindy Kuhlman (1979-83)
Juanita Boehland (1986-90)
Angel Leon (2000-01)
Josie Buckingham (2014-16)

#53 Angie Iverson (1994-98)

#54 Susie Piram (1984-88)
Kim Bell (1988-02)

#55 Sue Renner (1986-90)
Liz Podominick (2003-06)
Amber Dvorak (2009-12)

* Jersey honored in Williams Arena rafters

1 - Banner raised 1/1/17

2 - Banner raised 12/15/19

3 - Banner raised 1/18/09

4 - Banner raised 1/2/05

5 - Banner raised 1/15/06

6 - Banner raised 2/16/03

7 - Banner raised at end of '84-'85 season

AP Poll (Since 1976-77)

1980-81	Rank
Date	
Jan. 27	18
Feb. 3	19
Feb. 10	18
Feb. 17	18
Feb. 24	15
March 3	15
March 8	15
March 15	15
March 26 (F)	18

1982-93	Rank
Date	
Dec. 12	20

2001-02	Rank
Date	
Jan. 21	23
Jan. 28	22
Feb. 4	18
Feb. 11	15
Feb. 18	14
Feb. 25	17
March 4	19
March 11 (F)	18

2002-03	Rank
Date	
Nov. 10 (PS)	15
Nov. 18	16
Nov. 25	14
Dec. 2	12
Dec. 9	12
Dec. 16	11
Dec. 23	11
Dec. 30	10
Jan. 6	9
Jan. 13	12
Jan. 20	10
Jan. 27	15
Feb. 3	15
Feb. 10	17
Feb. 17	16
Feb. 24	13
March 3	13
March 10	15
March 17 (F)	17

2003-04	Rank
Date	
Nov. 10 (PS)	13
Nov. 17	13
Nov. 24	11
Dec. 1	9
Dec. 8	9
Dec. 15	9
Dec. 22	7
Dec. 29	6
Jan. 5	6
Jan. 12	6
Jan. 19	t-9
Jan. 26	14
Feb. 2	13
Feb. 9	10
Feb. 16	11
Feb. 23	12
March 1	18
March 8	22
March 15 (F)	24

2004-05	Rank
Date	
Nov. 15 (PS)	14
Nov. 22	18
Nov. 29	18
Dec. 7	16
Dec. 14	13
Dec. 21	13
Dec. 28	12
Jan. 3	11
Jan. 10	11
Jan. 17	12
Jan. 24	10
Jan. 31	14
Feb. 7	12
Feb. 14	14
Feb. 21	15
Feb. 28	15
March 7	12
March 14 (F)	12

2005-06	Rank
Date	
Nov. 2 (PS)	16
Nov. 21	12
Nov. 28	10
Dec. 5	14
Dec. 12	14
Dec. 19	17
Dec. 26	15
Jan. 2	15
Jan. 9	17
Jan. 16	16
Jan. 23	14
Jan. 30	12
Feb. 6	11
Feb. 13	17
Feb. 20	22
Feb. 27	20
March 6	23
March 13 (F)	25

2014-15	Rank
Date	
Jan. 5	23
Jan. 12	23
Jan. 19	21

2018-19	Rank
Date	
Nov. 12	25
Nov. 19	23
Nov. 26	20
Dec. 3	14
Dec. 10	t-13
Dec. 17	13
Dec. 24	12
Dec. 31	12
Jan. 7	18
Jan. 14	23

2019-20	Rank
Date	
Oct. 30 (PS)	23
Dec. 30	24

(PS) Preseason Poll
(F) Final poll

USA Today Coaches Poll (Since 1985-86)

1994-95	Rank
Date	
Jan. 10	24

2001-02	Rank
Date	
Jan. 21	25
Jan. 28	24
Feb. 4	22
Feb. 11	18
Feb. 18	19
Feb. 25	20
March 4	22
March 11	22
April 1 (F)	21

2002-03	Rank
Date	
Preseason	17
Nov. 25	17
Dec. 2	14
Dec. 9	13
Dec. 16	12
Dec. 23	11
Dec. 30	10
Jan. 6	11
Jan. 13	11
Jan. 20	10
Jan. 27	14
Feb. 3	16
Feb. 10	18
Feb. 17	17
Feb. 24	14
March 3	14
March 10	18
March 17	18
April 9 (F)	13

2003-04	Rank
Date	
Nov. 3 (PS)	13
Nov. 10	13
Nov. 17	11
Nov. 24	11
Dec. 1	7
Dec. 8	8
Dec. 15	8
Dec. 22	6
Dec. 29	6
Jan. 5	6
Jan. 12	6
Jan. 19	9
Jan. 26	13
Feb. 2	13
Feb. 9	10
Feb. 16	12
Feb. 23	12
March 1	12
March 8	21
March 15	22
April 7 (F)	4

2004-05	Rank
Date	
Nov. 2 (PS)	16
Nov. 23	17
Nov. 30	18
Dec. 7	16
Dec. 14	13
Dec. 21	12
Dec. 28	12
Jan. 4	11
Jan. 11	12
Jan. 18	13
Jan. 25	12
Feb. 1	16
Feb. 8	13
Feb. 14	14
Feb. 22	15
March 1	15
March 8	13
April 6 (F)	11

2005-06	Rank
Date	
Nov. 14 (PS)	17
Nov. 21	12
Nov. 27	10
Dec. 5	14
Dec. 12	12
Dec. 19	15
Dec. 26	15
Jan. 2	15
Jan. 9	14
Jan. 16	12
Jan. 23	12
Jan. 30	12
Feb. 6	10
Feb. 13	16
Feb. 20	21
Feb. 27	21
March 6	25

2008-09	Rank
Date	
Dec. 8	25

2018-19	Rank
Date	
Dec. 4	18
Dec. 11	t-16
Dec. 18	16
Dec. 24	15
Dec. 31	13
Jan. 8	20
Jan. 15	25

(PS) Preseason Poll
(F) Final poll

Bold indicates Minnesota best/opponent worst

SEASON	RECORD	FG-FGA	PCT	3FG-3FGA	PCT	FT-FTA	PCT	OFF-DEF	REB	AVG	PF-FD	A	TD	B	S	PTS	AVG
1974-75	Minnesota Opponents	7-12														896	47.2
																998	52.5
1975-76	Minnesota Opponents	14-11														1332	53.3
																1302	52.1
1976-77	Minnesota Opponents	15-14	.368	702-1910		247-513	.481		1177	40.6	598-	221	753	331		1694	58.4
																1608	55.4
1977-78	Minnesota Opponents	24-10	.419	1017-2425		381-653	.583		1616	47.5	608-17	460	815	109	384	2415	71.0
			.407	949-2334		314-546	.575									2212	65.1
1978-79	Minnesota Opponents	17-15	.444	1003-2254	.444	345-577	.597		1402	43.8	583-18	348	729	101	290	2351	73.5
			.446	1029-2303	.446	323-552	.585		1284	40.1	598-12	320	627	59	320	2381	74.4
1979-80	Minnesota Opponents	18-11	.443	913-2060	.443	368-556	.662		1210	41.7	560-15	464	663	137	436	2194	75.7
			.417	815-1955	.417	369-553	.667		1252	43.2	556-23	405	736	52	274	1999	68.9
1980-81	Minnesota Opponents	28-7	.476	1120-2353	.476	490-792	.619		1644	47.0	652-26	661	720	221	527	2730	78.0
			.421	959-2277	.421	396-617	.642		1286	36.7	725-37	491	807	103	338	2314	66.1
1981-82	Minnesota Opponents	18-10	.445	839-1884	.445	340-500	.680		1172	40.4	532-25	386	598	136	386	2018	69.6
			.426	760-1785	.426	335-523	.641		1162	40.1	531-21	334	858	75	284	1855	64.0
1982-83	Minnesota Opponents	20-7	.500	883-1766	.500	400-571	.701		1141	42.3	574-33	411	602	109	338	2166	80.2
			.412	765-1855	.412	376-568	.662		1091	40.4	643-28	398	613	59	288	1906	70.6
1983-84	Minnesota Opponents	12-15	.449	738-1645	.449	387-561	.690		1124	41.6	548-30	374	688	120	204	1863	69.0
			.426	763-1793	.426	405-574	.706		1040	38.5	512-17	409	550	47	310	1931	71.5
1984-85	Minnesota Opponents	18-10	.455	786-1727	.455	436-607	.718		1195	42.7	472-17	369	610	119	219	2008	71.7
			.428	813-1898	.428	299-451	.663		1033	36.9	553-21	312	506	52	258	1925	68.8
1985-86	Minnesota Opponents	8-20	.416	770-1853	.416	361-533	.677		1216	43.4	564-31	431	567	96	219	1901	67.9
			.430	793-1846	.430	456-633	.720		1154	41.2	518-15	470	523	59	257	2042	72.9
1986-87	Minnesota Opponents	9-19	.416	737-1772	.416	359-589	.610		1122	40.1	509-21	406	609	115	234	1833	65.5
			.451	843-1870	.451	382-549	.696		1175	42.0	545-14	484	551	70	299	2068	73.9

ANNUAL TEAM STATISTICS

Bold indicates Minnesota best/opponent worst

SEASON	RECORD	FG-FGA	PCT	3FG-3FGA	PCT	FT-FTA	PCT	OFF-DEF	REB	AVG	PF-FO	A	TO	B	S	PTS	AVG
1987-88	Minnesota	689-1033	.422	44-131	.336	362-584	.620	376-617	993	36.8	535-11	384	634	57	203	1784	66.1
	Opponents	818-1779	.460	29-83	.349	393-576	.682	358-571	929	34.4	538-18	506	491	97	339	2058	76.2
1988-89	Minnesota	767-1769	.434	77-193	.399	457-683	.669	408-664	1072	38.3	577-18	390	720	70	237	2068	73.9
	Opponents	901-1987	.453	35-119	.294	453-650	.697	412-623	1035	37.0	533-17	518	576	81	355	2290	81.8
1989-90	Minnesota	688-1540	.447	47-125	.376	438-648	.676	360-585	945	33.8	516-11	352	655	39	195	1861	66.5
	Opponents	828-1736	.477	66-171	.386	376-572	.657	354-510	864	30.9	464-4	387	516	76	320	2098	74.9
1990-91	Minnesota	724-1798	.403	34-120	.283	326-512	.637	355-591	1085	38.8	516-11	426	627	51	258	1808	64.6
	Opponents	830-1825	.455	90-242	.372	388-588	.660	449-778	1227	43.8	482-9	441	585	77	321	2138	76.4
1991-92	Minnesota	739-1771	.417	62-225	.276	388-575	.675	357-586	1073	39.7	545-11	408	543	63	261	1928	71.4
	Opponents	796-1720	.463	93-248	.375	410-606	.677	345-659	1140	42.2	528-11	421	566	85	271	2095	77.6
1992-93	Minnesota	722-1671	.432	79-251	.315	328-464	.707	323-588	1026	39.5	516-10	409	492	67	246	1851	71.2
	Opponents	702-1567	.448	81-261	.310	412-594	.694	296-532	1009	38.8	467-10	380	499	76	250	1897	73.0
1993-94	Minnesota	855-1864	.459	69-225	.307	447-650	.688	360-643	1149	39.6	482-13	506	488	81	300	2226	76.8
	Opponents	819-1855	.442	149-374	.398	340-495	.687	356-663	1125	38.8	552-25	510	595	99	264	2127	73.3
1994-95	Minnesota	692-1613	.429	102-301	.339	370-557	.664	330-665	1141	42.3	486-10	423	518	59	212	1856	68.7
	Opponents	689-1740	.396	105-374	.281	336-528	.636	361-589	1075	39.8	523-15	438	438	103	268	1819	67.4
1995-96	Minnesota	645-1674	.385	80-264	.303	307-458	.670	341-589	1071	39.7	459-4	417	591	49	244	1677	62.1
	Opponents	842-1859	.453	141-424	.333	348-496	.702	389-654	1162	43.0	441-9	542	460	104	316	2173	80.5
1996-97	Minnesota	671-1691	.397	62-277	.224	410-577	.711	344-599	1128	40.3	495-18	380	683	59	232	1814	64.8
	Opponents	865-1953	.443	120-407	.295	379-551	.688	438-629	1206	43.1	523-8	514	534	127	381	2229	79.6
1997-98	Minnesota	599-1514	.396	94-330	.285	343-547	.627	379-598	977	36.2	592-19	353	580	31	215	1635	60.6
	Opponents	691-1498	.461	108-344	.314	466-695	.671	337-657	994	36.8	473-	442	495	107	267	1956	72.4
1998-99	Minnesota	583-1579	.369	120-356	.337	320-499	.641	412-658	1070	39.6	577-18	352	552	82	217	1606	59.5
	Opponents	649-1568	.414	118-334	.353	440-651	.676	373-682	1055	39.1	473-	415	466	110	245	1856	68.7

Bold indicates Minnesota best/opponent worst

SEASON	RECORD	FG-FGA	PCT	3FG-3FGA	PCT	FT-FTA	PCT	OFF-DEF	REB	AVG	PF-FO	A	TO	B	S	PTS	AVG
1999-00	Minnesota Opponents	561-1511 644 -1563	.371 .412	154-482 146-429	.320 .340	322-474 410-564	.679 .727	376-668 334-660	1044 994	37.3 35.5	503-14 490-	377 441	617 491	107 110	225 303	1598 1844	57.1 65.9
2000-01	Minnesota Opponents	688-1539 743-1699	.447 .437	105-301 171-463	.349 .369	421-613 447-642	.687 .696	332-684 385-632	1016 1017	36.3 36.3	547-20 560-	307 507	562 451	93 90	189 264	1902 2104	67.9 75.1
2001-02	Minnesota Opponents	893-1810 815-1987	.493 .410	120-319 192-577	.376 .333	484-661 328-491	.732 .668	385-804 450-636	1189 1086	39.6 36.2	475-7 575-	524 532	564 533	98 101	316 293	2390 2150	79.7 71.7
2002-03	Minnesota Opponents	894-1762 735-1740	.507 .422	138-373 136-391	.370 .348	486-642 395-526	.757 .751	336-736 337-624	1072 961	34.6 31.0	530-8 564-	558 397	513 570	79 71	321 262	2412 2001	77.8 64.5
2003-04	Minnesota Opponents	875-1817 727-1773	.482 .410	159-455 142-435	.349 .326	523-705 433-598	.742 .724	395-807 328-654	1202 982	35.4 28.9	623-13 619-	556 411	532 543	119 119	281 266	2432 2029	71.5 59.7
2004-05	Minnesota Opponents	824-1768 696-1828	.466 .381	175-466 111-385	.376 .288	485-651 376-511	.745 .736	390-873 334-640	1263 974	37.1 28.6	544-8 570-	551 398	575 532	122 120	282 277	2308 1879	67.9 55.3
2005-06	Minnesota Opponents	669-1537 659-1562	.435 .422	161-441 127-375	.365 .339	390-545 337-471	.716 .715	356-673 314-607	1029 921	35.5 31.8	503-3 504-	429 388	458 435	76 121	218 232	1889 1782	65.1 61.4
2006-07	Minnesota Opponents	799-1939 750-1817	.412 .413	116-350 150-519	.331 .289	490-726 434-629	.675 .690	352-781 409-728	1333 1137	40.4 34.5	634-15 603-	434 486	611 620	84 128	303 275	2204 2084	66.8 63.2
2007-08	Minnesota Opponents	783-1842 751-1763	.425 .426	114-301 176-523	.379 .337	465-679 344-481	.685 .715	457-738 348-719	1195 1067	37.3 33.3	531-11 578-	418 429	531 598	94 157	276 227	2145 2022	67.0 63.2
2008-09	Minnesota Opponents	710-1782 680-1645	.398 .413	184-540 155-488	.341 .318	390-542 397-536	.720 .741	400-698 348-764	1098 1112	34.3 34.8	551-6 520-	412 412	515 595	65 137	281 219	1994 1912	62.3 59.8
2009-10	Minnesota Opponents	637-1712 653-1631	.372 .400	180-534 179-551	.337 .325	431-565 360-483	.763 .745	417-724 323-735	1141 1058	38.0 35.3	509-8 503-	395 409	516 547	72 158	261 237	1885 1845	62.8 61.5
2010-11	Minnesota Opponents	680-1664 690-1733	.409 .398	121-381 169-547	.318 .309	438-611 420-576	.717 .729	383-766 363-697	1149 1060	38.3 35.3	531-8 528-	389 416	519 453	84 130	224 244	1919 1969	64.0 65.6
2011-12	Minnesota Opponents	878-2094 794-2117	.419 .375	122-347 225-684	.352 .329	545 -741 430-645	.735 .667	490-975 477-836	1465 1313	40.7 36.5	609-15 637-	411 505	601 587	108 143	307 311	2423 2243	67.3 62.3

Bold indicates Minnesota best/opponent worst

SEASON	RECORD	FG-FGA	PCT	3FG-3FGA	PCT	FT-FTA	PCT	OFF-DEF	REB	AVG	PF-FO	A	TO	B	S	PTS	AVG
2012-13	Minnesota	813-1851	.439	140-404	.347	455-598	.761	388-821	1209	37.8	609-19	454	495	117	238	2221	69.4
	Opponents	728-1831	.398	174-553	.315	465-648	.718	389-734	1123	35.1	550-	467	494	112	238	2095	65.5
2013-14	Minnesota	904-2018	.448	194-494	.393	404-538	.751	367-1005	1372	39.2	575-10	545	517	176	192	2406	68.7
	Opponents	806-2186	.369	236-770	.306	373-532	.701	459-820	1279	36.5	575-0	492	436	124	238	2221	63.5
2014-15	Minnesota	920-2145	.429	214-668	.320	460-638	.721	459-1002	1461	44.3	489-11	582	519	195	220	2514	76.2
	Opponents	906-2335	.388	242-735	.329	320-448	.714	501-866	1367	41.4	565-15	639	433	137	237	2374	71.92
2015-16	Minnesota	986-2291	.430	292-824	.354	412-542	.760	478-895	1373	42.9	526-15	490	422	82	221	2676	83.6
	Opponents	961-2267	.424	225-734	.307	407-550	.740	481-871	1352	42.2	589-16	641	448	125	224	2554	78.9
2016-17	Minnesota	810-2045	.396	203-629	.323	463-644	.719	508-845	1353	43.6	518-5	419	497	114	225	2286	73.7
	Opponents	880-2190	.402	236-718	.329	312-456	.684	536-810	1346	43.4	584-9	569	465	163	239	2308	74.5
2017-18	Minnesota	997-2304	.433	297-796	.373	512-682	.751	496-909	1405	42.6	551-11	540	412	100	284	2803	84.9
	Opponents	912-2153	.424	219-632	.347	426-584	.729	404-882	1286	39.0	574-9	549	513	140	197	2469	74.8
2018-19	Minnesota	776-1855	.418	159-483	.329	515-725	.710	446-849	1295	40.5	498-2	431	492	105	243	2226	69.6
	Opponents	736-1875	.393	163-522	.312	300-450	.667	359-727	1086	33.9	609-0	410	517	138	250	1935	60.5
2019-20	Minnesota	770-1951	.395	238-653	.364	410-544	.754	388-766	1154	37.2	517-7	394	445	100	253	2188	70.6
	Opponents	797-1862	.428	175-544	.322	353-480	.735	343-853	1196	38.6	521-7	446	491	127	213	2122	68.5

1994 NCAA TOURNAMENT

NO. 10 MINNESOTA 81, NO. 7 NOTRE DAME 76

March 16, 1994 • South Bend, Ind.

NCAA Tournament First Round

Game summary:

Minnesota came out strong in its first ever NCAA Tournament game, building up an 11-point lead in the first half against Notre Dame. The Gophers led 29-18 with 5:07 to go in the first half, but scored just one basket in the remainder of the half to go into halftime with a mere 31-30 lead.

In the second half, the accuracy of reserves Lori Lawler and Nancy Alexander turned a two-point deficit into a seven-point lead early in the period. Alexander nailed all five of her field goal attempts, including two from three-point range. Lawler contributed eight points, six on free throws, to help the Gophers' pull away. The Irish outrebounded the Gophers 44-29, but missed many of their second-chance shots. Notre Dame had two players foul out of the game, and Minnesota took advantage of its 34 free throw opportunities, scoring 24 points from the charity stripe.

Notre Dame's Beth Morgan led all scorers with 26 points. Five Minnesota players scored in double figures, led by Carol Ann Shudlick with 19 points. Other Gophers in double figures were Nikki Coates with 14 points, Crystal Flint and Nancy Alexander with 13 apiece, and Shannon Loeblein with 11.

Minnesota	MP	FG	3P	FT	R	F	A	TO	B	S	TP
Pearson	21	0-3	0-0	1-2	4	1	3	0	0	1	1
Flint	32	6-8	0-0	1-3	4	0	3	4	1	2	13
C.A. Shudlick	36	7-12	0-0	5-6	3	4	2	4	3	2	19
Loeblein	35	2-11	1-5	6-7	5	3	3	3	1	2	11
Coates	29	4-8	2-3	4-7	3	3	3	2	0	2	14
Klotzbeecher	11	1-3	0-1	0-0	0	0	3	1	0	3	2
Alexander	22	5-5	2-2	1-1	4	2	1	1	0	1	13
N. Shudlick	2	0-0	0-0	0-0	0	0	0	0	0	0	0
Lawler	12	1-1	0-0	6-8	0	0	1	2	0	2	8
Team					3						
Totals	200	26-51	5-11	24-34	29	16	17	20	5	14	81

Notre Dame	MP	FG	3P	FT	R	F	A	TO	B	S	TP
Morgan	39	10-21	2-7	4-4	4	4	2	0	1	1	26
Bowen	27	4-14	0-0	1-2	8	5	0	3	0	3	9
Jones	28	3-6	0-0	2-2	7	4	4	3	1	2	8
Leary	36	3-7	0-2	4-4	7	4	8	10	0	2	10
Orlosky	23	1-6	0-2	0-0	5	1	0	1	0	3	2
Knapp	1	1-1	1-1	0-0	1	0	0	0	0	0	3
Augustin	10	0-1	0-0	0-0	0	2	1	0	0	1	0
Gaither	6	1-1	0-0	2-2	1	2	0	0	0	0	4
Alexander	12	1-1	0-0	1-2	3	1	2	1	1	0	3
Poor	18	5-9	0-0	1-3	6	5	1	3	0	1	11
Team					2						
Totals	200	29-67	3-12	15-19	44	28	18	21	3	13	76

	1	2	F	FG%	3FG%	FT%
Minnesota	31	50	81	51.0	45.5	70.6
Notre Dame	30	36	76	43.3	25.0	79.0

NO. 2 VANDERBILT 98, NO. 10 MINNESOTA 72

March 19, 1994 • Nashville, Tenn.

NCAA Tournament Second Round

Game summary:

Vanderbilt scored the first points of the game on two free throws by Rhonda Blades and never relinquished the lead. The Gophers didn't give up easily, tying the score six times in the first half. Minnesota pulled even at 16-16 on a jump shot by Carol Ann Shudlick with 11:02 remaining in the half, but Vanderbilt answered with a layup by Heidi Gillingham, and never looked back. By halftime, the Gophers had a 15-point deficit. In the second period, Minnesota was able to pull to within 12 on a basket by Lori Lawler with 11:47 left on the clock, but got no closer. Vanderbilt went on a 13-5 run to increase its lead to 19 points with just under seven minutes to go. The Commodores racked up 23 points in the final eight minutes of play, while the Gophers managed just 12 points during the span. Shudlick played all but two minutes in the second half, despite racking up four fouls. Vanderbilt's Gillingham lead all scorers with 25 points and was one of five on the team scoring in double figures. For Minnesota, Carol Ann Shudlick lead the way with 22 points, 13 rebounds and four assists. Other Gophers in double figures were Crystal Flint with 15 points and Cara Pearson with 10.

Minnesota	MP	FG	3P	FT	R	F	A	TO	B	S	TP
Pearson	28	5-12	0-0	0-0	9	3	2	2	0	1	10
Flint	35	7-10	0-1	1-1	5	1	4	5	0	0	15
C.A. Shudlick	34	9-23	0-0	4-4	13	4	4	2	0	1	22
Loeblein	25	0-6	0-3	1-2	1	1	1	0	0	0	1
Coates	27	2-4	2-3	0-0	3	2	2	3	0	2	6
Alexander	9	3-3	1-1	0-0	0	0	0	0	0	0	7
Lawler	17	1-3	0-0	4-4	2	1	0	3	0	1	6
Jared	9	1-2	0-0	0-0	1	0	0	1	0	0	2
Nelson	6	1-1	1-1	0-0	0	0	0	2	0	0	3
Roell	5	0-3	0-2	0-0	0	0	0	0	0	0	0
N. Shudlick	5	0-1	0-0	0-0	1	0	0	0	0	0	0
Team					1						
Totals	200	29-68	4-11	10-11	35	13	13	18	0	5	72

Vanderbilt	MP	FG	3P	FT	R	F	A	TO	B	S	TP
Powell	24	2-6	1-4	0-0	3	1	4	0	0	2	5
Dougherty	20	4-6	0-0	0-0	0	2	4	0	0	1	8
Gillingham	28	12-19	0-1	1-1	7	1	2	1	6	1	25
Blades	34	4-7	4-5	0-0	2	1	8	4	0	0	12
Harris	32	5-10	5-10	2-3	3	0	6	1	0	2	17
Sam	24	4-6	0-0	2-2	5	1	3	1	1	1	10
Gorsica	18	2-3	0-0	2-4	2	3	3	1	0	1	6
Smith	12	6-7	0-0	3-3	2	2	0	1	1	0	15
Louis	4	0-1	0-0	0-0	1	0	0	0	0	1	0
Team	4	0-1	0-0	0-0	0	0	1	0	0	1	0
Totals	200	39-66	10-20	10-13	30	11	31	9	8	10	98

	1	2	F	FG%	3FG%	FT%
Minnesota	33	39	72	42.6	36.4	90.9
Vanderbilt	48	50	98	59.1	50.0	76.9

2002 NCAA TOURNAMENT

NO. 5 MINNESOTA 71, NO. 12 UNLV 54

March 16, 2002 • Chapel Hill, N.C.

NCAA Tournament First Round

Game summary:

The Gophers used a healthy dose of defense and the scoring of Lindsay Whalen to capture a 71-54 victory over UNLV. Whalen poured in 29 points, including 9-of-10 from the free throw line, but it was the Gopher post defense that set the tempo of the game.

Kadidja Andersson and Janel McCarville shut down UNLV All-American Linda Frohlich, limiting the 6-2 senior to nine points, less than half of her season average of 20.9 points per game. Frohlich was held scoreless in the second half and finished the game hitting just four of 14 field goals attempts. The 54 points scored by the Lady Rebels was the best defensive effort of the season for the Gophers.

Andersson scored the game's first bucket on a layup and the Gophers never trailed. The score was tied at 6-6 before Minnesota scored eight consecutive points and never looked back. The Gophers grabbed a 29-13 lead on an Ebba Hemberg jumper with 9:20 left in the first half and held a 37-24 halftime advantage.

Minnesota's lead was never seriously threatened in the second half. A three-pointer by Lindsay Lieser, her fourth of the game, gave the Gophers their biggest lead of the game at 54-32 with 10:29 to play. All 12 Golden Gophers in uniform got into the ballgame in the waning minutes.

UNLV	MP	FG	3P	FT	R	F	A	TO	B	S	TP
Davis	18	1-4	1-2	0-0	1	0	0	0	0	0	3
Frohlich	36	4-14	1-2	0-0	7	2	2	3	0	2	9
Glaser	28	4-9	0-0	0-0	0	2	0	1	1	0	8
Jinks	29	5-19	0-3	0-0	1	3	1	4	0	1	10
D. McCracklin	8	2-2	0-0	0-0	2	0	0	2	0	0	4
Johansson	9	1-2	1-2	0-0	0	0	0	1	0	0	3
Mitchell	18	2-4	0-0	0-0	4	4	4	2	1	0	4
S. McCracklin	19	5-11	0-0	1-3	12	2	0	1	3	1	11
Strong	3	1-2	0-0	0-0	1	0	0	0	0	0	2
Swanson	2	0-1	0-1	0-0	1	1	0	1	0	1	0
Sneed	1	0-0	0-0	0-0	1	0	0	0	0	0	0
Homan	2	0-1	0-0	0-0	1	0	0	0	0	0	0
Team					5						
Totals	200	25-70	3-10	1-3	39	15	12	16	5	9	54

Minnesota	MP	FG	3P	FT	R	F	A	TO	B	S	TP
Von Wald	34	5-9	0-0	0-2	8	1	0	2	0	1	10
Andersson	33	4-14	0-0	0-2	6	1	1	0	2	1	8
McCarville	28	2-4	0-0	2-2	12	1	5	2	2	2	6
Lieser	33	4-5	4-5	0-0	5	2	0	2	0	0	12
Whalen	32	10-16	0-1	9-10	4	0	4	5	1	5	29
Prince	16	0-7	0-0	0-0	3	2	1	3	0	0	0
Hemberg	12	1-3	0-0	0-0	1	0	1	0	0	0	2
Hill	8	1-2	0-0	0-0	2	0	1	1	1	1	2
Nelson	1	0-0	0-0	0-0	1	0	0	0	1	0	0
Bell	1	0-1	0-0	0-0	0	0	0	0	0	0	0
MacKay	1	0-0	0-0	0-0	0	0	0	0	0	0	1
McGhee	1	1-1	0-0	0-0	0	0	0	0	0	0	2
Team					3						
Totals	200	28-62	4-6	11-16	45	7	13	15	7	10	71

UNLV	1	2	F	FG%	3FG%	FT%
UNLV	24	30	54	35.7	30.0	33.3
Minnesota	37	34	71	45.2	66.7	68.8

NO. 4 NORTH CAROLINA 72, NO. 5 MINNESOTA 69

March 18, 2002 • Chapel Hill, N.C.

NCAA Tournament Second Round

Game summary:

The Golden Gophers ended their dream season with a 22-8 record after a 72-69 loss to North Carolina in the second round of the NCAA Tournament. The Gophers were led by Lindsay Whalen, who scored 31 points and dished out seven assists. Corrin Von Wald added 14 points. Janel McCarville, despite playing just 26 minutes because of foul trouble, pulled down 12 rebounds.

Minnesota held its last lead at 69-68 on a Whalen layup with 1:54 left to play. North Carolina's Candance Sutton scored the deciding basket on a lay-in at 1:38, while Crystal Baptist's rebound basket with 17 seconds left secured the victory as a last-second three-pointer by Whalen fell short.

The Gophers had everything go their way early in the game. Whalen hit a trio of three-pointers in the game's first seven minutes to give Minnesota a 21-7 lead. But the momentum began to swing the Tar Heels way when McCarville picked up her second foul with eight minutes left in the first half. With McCarville on the bench, North Carolina went inside the paint and chipped away at the Gopher lead.

The Gophers were forced to bring back McCarville, hoping she wouldn't pick up another first-half foul, but that's what happened with 4:18 before intermission. North Carolina closed the half on a 9-4 run, yet the Gophers still clung to a 37-36 lead at halftime. The second half was a game of runs, but North Carolina's seven second-half three-pointers made the difference in the game.

Minnesota	MP	FG	3P	FT	R	F	A	TO	B	S	TP
Von Wald	40	6-13	1-2	1-3	10	2	3	5	0	1	14
Andersson	33	3-5	0-0	0-0	2	2	0	2	1	3	6
McCarville	26	3-6	0-0	1-2	12	4	4	5	3	0	7
Lieser	39	1-4	1-4	0-0	2	1	4	1	0	2	3
Whalen	39	12-20	4-9	3-3	5	3	7	5	0	2	31
Hemberg	2	0-0	0-0	0-0	1	0	0	0	0	0	0
Prince	19	4-9	0-0	0-1	2	3	0	2	0	1	8
Hill	2	0-1	0-0	0-0	0	0	0	0	0	0	0
Team					5						
Totals	200	29-58	6-15	5-9	39	15	18	20	4	9	69

North Carolina	MP	FG	3P	FT	R	F	A	TO	B	S	TP
Thomas	20	1-2	0-0	1-2	2	2	1	3	0	1	3
Brown	39	7-15	4-8	1-1	6	2	3	0	0	4	19
Sutton	38	8-18	0-0	2-5	8	3	1	1	3	4	18
Metcalfe	10	0-5	0-4	0-0	2	1	2	0	0	0	0
Teasley	37	6-15	4-9	1-2	1	0	9	3	1	1	17
Bell	23	1-7	1-1	0-0	4	2	0	4	0	0	3
Baptist	22	5-9	0-0	2-3	10	2	0	1	1	1	12
Chambers	11	0-2	0-1	0-0	2	1	2	0	0	0	0
Team					2						
Totals	200	28-73	9-23	7-13	37	13	18	12	5	11	72

Minnesota	1	2	F	FG%	3FG%	FT%
Minnesota	37	32	69	50.0	40.0	55.6
North Carolina	36	36	72	38.4	39.1	53.8

2003 NCAA TOURNAMENT

NO. 6 MINNESOTA 68, NO. 11 TULANE 48

March 22, 2003 • Stanford, Calif.

NCAA Tournament First Round

Game summary:

Minnesota advanced to the second round of the NCAA Tournament with a 68-48 victory over Tulane. Lindsay Whalen led all scorers with 18 points, all of which came in the second half. Freshman point guard Shannon Schonrock played all 40 minutes and tied a career-high with 12 points, while Kadidja Andersson was the third Gopher in double figures, scoring 10 points.

The 48 points scored by Tulane was a season-low for the Gopher defense. Tulane shot just 38.2 percent from the field and turned the ball over 22 times. Minnesota shot 54.3 percent from the floor but a tight Green Wave defense forced the Gophers into 20 turnovers of their own.

After foul trouble placed Gopher starter Corrin Von Wald on the bench for the final 13 minutes of the first half, Tulane took advantage and grabbed a 28-27 lead at the half. Tulane extended their lead to 30-27 before the Gophers hit their next six shots.

Back-to-back Whalen three-pointers started an 8-0 run that broke a 35-35 tie and provided the Gophers with an eight-point lead at 43-35. A Whalen steal and layup with 10:48 remaining gave Minnesota a double-digit lead that the Gophers would not relinquish. Minnesota made 14-of-24 field goal attempts (58.3 percent) in the second half.

	MP	FG	3P	FT	R	F	A	TO	B	S	TP
Tulane											
Wilson	21	2-8	0-0	0-0	3	0	1	2	0	0	4
Slaughter	33	2-3	0-0	2-2	6	4	0	1	0	4	6
McKiver	21	4-10	1-1	0-0	5	4	1	2	1	1	9
Nadeau	32	4-8	3-5	0-0	0	2	2	6	0	0	11
Joseph	23	2-11	0-4	0-0	3	3	5	1	0	3	4
Harris	11	0-3	0-3	0-0	0	1	1	1	0	1	0
Henry	18	1-3	0-0	0-0	0	3	2	5	1	1	2
Moore	18	2-4	0-0	0-0	0	4	1	2	0	0	4
Hampton	22	4-4	0-0	0-2	8	0	1	2	0	3	8
Themann	1	0-1	0-1	0-0	0	0	0	0	0	0	0
Team					3						
Totals	200	21-55	4-14	2-4	28	17	14	22	2	15	48
Minnesota											
Von Wald	26	1-4	0-2	6-6	5	3	6	3	0	3	8
Andersson	33	5-6	0-0	0-0	4	0	0	1	0	1	10
McCarville	26	4-6	0-0	1-2	7	3	0	2	2	4	9
Schonrock	40	4-7	2-3	2-3	2	0	1	3	0	3	12
Whalen	37	6-13	3-6	3-5	5	1	6	7	0	1	18
Prince	18	3-4	0-0	0-1	3	3	1	1	0	2	6
Hill	13	1-3	0-0	0-0	1	0	1	1	0	1	2
Lieser	1	0-0	0-0	0-0	0	0	0	0	0	0	0
Bolden	2	0-0	0-0	0-0	1	0	0	0	0	0	0
Gilbert	3	1-3	0-0	1-1	0	0	0	1	0	0	3
Collison	1	0-0	0-0	0-0	1	0	0	0	0	0	0
Team					2		1				
Totals	200	25-46	5-11	13-18	31	10	15	20	2	15	68
	1	2	F	FG%	3FG%	FT%					
Tulane	28	20	48	38.2	28.6	50.0					
Minnesota	27	41	68	54.3	45.5	72.2					

NO. 6 MINNESOTA 68, NO. 3 STANFORD 56

March 24, 2003 • Stanford, Calif.

NCAA Tournament Second Round

Game summary:

Corrin Von Wald led four Golden Gophers in double-figures as No. 6-seeded Minnesota upset No. 3-seeded Stanford, 68-56, on its home court to advance to its first Sweet 16 in school history.

Von Wald scored 19 points, including a clutch 8-for-8 performance from the free throw line in the second half. Lindsay Whalen added 13 points and six assists, while Shannon Schonrock matched her career high for the second straight game with 12 points and Kadidja Andersson chipped in 11.

A Von Wald jumper with five seconds left in the first half gave the Gophers a 31-29 lead and the momentum at intermission. The Gopher defense held Stanford scoreless in the first five minutes of the second half while building a 10-point lead on an offensive putback by Janel McCarville. She finished with a game-high 11 rebounds. Stanford (27-5) fought back to within a point at 50-49 with 7:23 left on a three-pointer by T'Nae Thiel but the Gophers would not fold, going on an 8-0 run over the next five minutes.

Minnesota made 10-of-12 free throws in the final minute of the game to secure the victory. The win broke Stanford's 26-game winning streak in Maples Pavilion.

	MP	FG	3P	FT	R	F	A	TO	B	S	TP
Minnesota											
Von Wald	38	5-10	1-1	8-8	3	3	3	0	0	3	19
Andersson	32	5-9	0-0	1-2	4	4	3	1	0	1	11
McCarville	27	3-5	0-0	1-2	11	3	0	2	1	3	7
Schonrock	39	3-11	3-10	3-4	1	2	2	1	0	0	12
Whalen	38	3-11	2-3	5-6	4	1	6	4	0	0	13
Prince	17	2-5	0-0	0-0	3	2	0	2	0	0	4
Hill	3	0-0	0-0	0-0	2	0	0	0	0	0	0
Lieser	0+	0-0	0-0	0-0	0	0	0	0	0	0	0
Bolden	6	1-1	0-0	0-0	2	0	1	0	0	0	2
Nelson	0+	0-0	0-0	0-0	0	0	0	0	0	0	0
Collison	0+	0-0	0-0	0-0	0	0	0	0	0	0	0
Team					5						
Totals	200	22-52	6-14	18-22	35	15	15	10	1	7	68
Stanford											
Powell	31	7-19	3-7	2-2	7	4	2	5	0	2	19
Thiel	37	5-6	2-2	0-1	6	1	1	2	0	0	12
Trotter	33	0-7	0-1	0-0	10	4	0	2	1	0	0
Suminski	36	2-7	0-2	4-5	1	5	2	3	0	1	8
King	32	1-4	0-3	1-1	2	2	0	0	0	3	3
Kimyacioglu	23	4-6	3-4	3-3	0	3	1	0	0	0	14
Perryman	8	0-1	0-0	0-0	1	2	0	1	0	1	0
Team					3		1				
Totals	200	19-50	8-19	10-12	30	21	6	14	1	7	56
	1	2	F	FG%	3FG%	FT%					
Minnesota	31	37	68	42.3	42.9	81.8					
Stanford	29	27	56	38.0	42.1	83.3					

2003 NCAA TOURNAMENT

NO. 2 TEXAS 73, NO. 6 MINNESOTA 60
March 30, 2003 • Stanford, Calif.
NCAA Tournament Sweet 16

Game summary:

Minnesota saw one of its finest seasons in school history come to an end with a 73-60 loss to second-seeded Texas in the West Region semifinal. Reserve center Kim Prince led the Gophers with 15 points.

The Gophers trailed by as many as eight points late in the first half and by a 34-28 margin at halftime, but they used a 13-5 run in the first five minutes of the second half to capture a 41-39 lead. The next four and a half minutes proved to be crucial. The Longhorns went on a 10-0 run, while the Gophers missed four shots and committed three turnovers. A free throw by Kadidja Andersson broke the scoring drought with 10:51 remaining bringing Minnesota back to within four points at 46-42.

Texas reserve Nina Norman hit a huge three-pointer in the Longhorns' next possession to recapture the momentum. The Gophers closed within three points on several occasions, the biggest at the 7:42 mark when Lindsay Whalen found Janel McCarville for a driving layup, drawing Texas All-American Stacy Stephens' fourth foul. McCarville missed the free throw and Andersson hauled in the rebound but missed the putback. The teams exchanged baskets in their next possessions, with a Whalen layup cutting Texas, lead to 55-52. It would be as close as Minnesota would get the rest of the way. Texas scored consecutive baskets, the second by Heather Schreiber with 6:26 remaining would turn out to be the last field goal the Longhorns needed.

Texas made 14-of-16 free throws from that point on to secure the victory. The Gophers held Stephens to just eight points and five rebounds before fouling out in the second half.

Minnesota
 Von Wald
 Andersson
 McCarville
 Schonrock
 Whalen
 Prince
 Hill
 Lieser
 Bolden
 Gilbert
 Collison
 Team
 Totals


MP	FG	3P	FT	R	F	A	TO	B	S	TP
33	4-13	1-3	5-7	5	4	0	3	0	1	14
36	2-4	0-0	1-2	5	4	2	3	0	0	5
26	4-12	0-0	2-5	12	2	0	1	2	1	10
38	1-3	1-2	0-0	3	4	3	0	0	2	3
38	4-12	1-5	4-4	8	4	6	6	0	0	13
16	7-10	0-0	1-2	2	1	0	0	1	1	15
4	0-1	0-0	0-0	1	0	0	0	0	0	0
1	0-0	0-0	0-0	0	0	0	0	0	0	0
5	0-0	0-0	0-0	0	0	0	1	0	0	0
3	0-1	0-0	0-0	0	1	0	0	0	0	0
0+	0-0	0-0	0-0	0	0	0	0	0	0	0
				1						
200	22-57	3-10	13-20	37	20	11	14	3	5	60

Texas
 Schreiber
 Stephens
 Bowers
 Carey
 Dillard
 Sare
 Reed
 Norman
 Hastings
 Williams
 Team
 Totals

MP	FG	3P	FT	R	F	A	TO	B	S	TP
37	5-13	0-4	4-5	12	0	1	1	0	0	14
27	3-7	0-0	2-2	5	5	1	2	1	2	8
18	2-6	0-0	4-4	3	3	3	2	0	0	8
40	4-10	1-5	9-10	1	1	2	0	0	2	18
32	4-8	0-0	0-0	5	3	2	2	0	0	8
0+	0-1	0-1	0-0	0	0	0	0	0	0	0
23	5-7	1-1	4-6	3	4	3	3	0	1	15
0+	0-0	0-0	0-0	0	0	0	0	0	0	0
23	1-1	0-0	0-1	4	0	0	0	2	1	2
0+	0-0	0-0	0-0	0	0	0	0	0	0	0
				3						
200	24-53	2-11	23-28	36	16	12	10	3	6	73

Minnesota
Texas

1	2	F	FG%	3FG%	FT%
28	32	60	38.6	30.0	65.0
34	39	73	45.3	18.2	82.1



The 2002-03 Golden Gopher Team

Front Row (L-R): Nettasha Daniels (team manager), Shannon Schonrock, Lindsay Whalen, Corrin Von Wald, Lindsay Lieser, Trish McGhee, Kim Nelson, Julie Schmitz (team manager).

Back Row (L-R): Pam Borton (head coach), Melissa McFerrin (assistant coach), Brian Frye (director of operations), Tanisha Gilbert, Shannon Bolden, Christina Collison, Kim Prince, Janel McCarville, Kadidja Andersson, Leslie Hill, Randi Gibbons (team manager), Danielle O'Banion (assistant coach), David Stromme (assistant coach).

2004 NCAA TOURNAMENT

NO. 7 MINNESOTA 92, NO. 10 UCLA 81 March 21, 2004 • Minneapolis, Minn. NCAA Tournament First Round

Game summary:

Behind a 31-point performance by Lindsay Whalen, Minnesota recorded a 92-81 victory over UCLA. Whalen hit 12-of-14 free throws in the victory.

Shannon Schonrock was the beneficiary of several Whalen drives. Her biggest trifecta came with 6:58 left in the game. UCLA had just extended its lead thanks to an 18-5 run that turned a 10-point deficit (56-46) into a three-point lead (64-61). Schonrock's triple off an assist by Whalen put the bounce back into the Gophers' offense and evened the game.

The teams would battle to four more ties, the last at 79-79 with 1:30 remaining. The Gophers put the ball in the hands of Whalen, driving through traffic and flipping in a lay-up to give Minnesota the lead. UCLA's Nikki Blue had already scored 31 points but would miss a big shot with 59 seconds left. Minnesota's Shannon Bolden gathered in the important defensive rebound.

The Gophers ran 17 seconds off the clock before Whalen was fouled by Blue with 41 ticks remaining. Whalen hit both free throws to extend Minnesota's advantage to four points. UCLA tried to answer with a long Lisa Willis three-pointer, but McCarville pulled down the rebound and was fouled. UCLA coach Kathy Olivier disagreed with call and was whistled for a technical foul. Whalen hit one of two free throws on the technical and McCarville swished both her tosses on the personal foul to give Minnesota an 86-79 lead with 29 seconds to play.

	MP	FG	3P	FT	R	F	A	TO	B	S	TP
UCLA											
Jones	32	0-3	0-2	3-4	3	4	5	1	0	1	3
Veasley	23	1-1	0-0	0-2	4	3	0	0	0	1	2
Blue	40	12-21	2-3	7-9	6	5	3	3	0	1	33
Willis	30	5-12	3-8	2-2	3	5	2	2	0	3	15
Quinn	38	7-12	0-2	1-2	8	2	6	2	2	2	15
Oren	5	1-2	0-1	0-0	0	1	0	2	0	1	2
Arranaga	14	0-3	0-1	5-6	0	1	0	1	0	1	5
Livingston	18	3-5	0-0	0-0	1	2	0	0	0	0	6
Team					5						
Totals	200	29-59	5-17	18-25	30	23	16	12	2	10	81
Minnesota											
Bolden	36	2-5	0-1	1-2	2	2	1	2	0	1	5
Andersson	38	6-9	0-0	2-2	3	2	3	1	0	0	14
McCarville	30	5-9	0-0	9-9	17	4	5	4	1	0	19
Schonrock	38	5-10	5-9	0-0	1	4	2	1	0	0	15
Whalen	37	9-19	1-5	12-14	2	4	9	5	0	2	31
Roysland	2	0-0	0-0	2-2	1	3	0	0	0	0	2
Dimitroff	0+	0-0	0-0	0-0	0	0	0	0	0	0	0
Broback	12	1-3	0-0	4-54	1	1	1	0	2	6	
Collison	0+	0-0	0-0	0-0	0	0	0	0	0	0	0
Podominick	7	0-2	0-0	0-0	2	1	0	0	0	0	1
Team					3						
Totals	200	28-57	6-15	30-34	35	21	21	14	1	5	92
	1	2	F	FG%	3FG%	FT%					
UCLA	37	44	81	49.2	29.4	72.0					
Minnesota	38	54	92	49.1	40.0	88.2					

NO. 7 MINNESOTA 80, NO. 2 KANSAS STATE 61 March 23, 2004 • Minneapolis, Minn. NCAA Tournament Second Round

Game summary:

The seventh-seeded Gophers defeated second-seeded Kansas State 80-61 to advance to their second straight "Sweet Sixteen."

Minnesota dominated in the first half, as the Gophers took a 43-17 lead into the break. Minnesota used a barrage of three-pointers going 6-of-9 from behind the arc in the first half. Shannon Schonrock paced that attack as she made all three attempts from 3-point land in the half. She also went five-of-five from the charity stripe to lead all scorers with 14 points in the first half.

Minnesota embarked on a 20-4 run in the first half, which put them up 32-13 with 5:37 remaining. Kansas State interrupted the Minnesota string of scoring with a two free throws to make it 32-15. However, the Golden Gophers answered with an 11-0 run to take a 43-15 lead, its largest at that point. Jamie Broback hit a three-pointer with 47 seconds left in the half to cap off the run, giving Minnesota the 28-point lead.

That run was keyed by 3-pointers by Whalen, Kelly Roysland and Broback. The Wildcats came out of the intermission with first four points to cut it to 43-21. Minnesota answered immediately with a 7-0 run to build its largest lead at 50-21 with 15:44 remaining in the game. Minnesota would not let the Wildcats get any closer than 18 points the rest of the way. Minnesota outrebounded Kansas State 38 to 25 on the night. The Golden Gophers shot 52.1 percent (25-48) from the field, including 8-for-15 from three-point land. Minnesota also tallied 21 assists on the night. The Golden Gophers also went 22-for-27 from the free-throw line for the game.

	MP	FG	3P	FT	R	F	A	TO	B	S	TP
Kansas State											
Dutmer	10	0-1	0-0	0-0	0	0	1	0	0	0	0
Wecker	22	4-11	0-1	0-0	3	5	0	2	0	0	8
Ohlde	39	7-16	0-0	9-12	6	4	4	2	2	2	23
Koehn	30	1-4	1-3	0-0	3	4	2	0	0	0	3
Mahoney	38	6-11	1-3	4-5	6	3	3	2	0	3	17
Coggins	11	0-2	0-1	0-0	1	2	0	0	0	0	0
McIntyre	19	2-4	1-3	1-1	0	1	3	1	0	1	6
Domenico	10	0-1	0-1	0-0	1	0	0	0	0	0	0
Madden	21	2-5	0-0	0-0	2	1	0	0	0	0	4
Team					3						
Totals	200	22-55	3-12	14-18	25	20	13	8	2	6	61
Minnesota											
Bolden	36	4-6	2-3	0-0	3	0	1	0	0	1	10
Andersson	20	4-8	0-0	0-1	2	3	1	1	0	0	8
McCarville	31	5-8	0-0	5-7	18	4	7	2	1	1	15
Schonrock	34	3-6	3-5	5-5	2	0	0	3	0	1	14
Whalen	32	2-9	1-2	10-10	7	2	9	4	0	2	15
Roysland	17	2-4	1-3	0-0	0	2	0	0	0	0	5
Dimitroff	1	0-0	0-0	0-0	1	0	1	0	0	0	0
Garry	1	0-0	0-0	0-0	0	0	0	0	0	0	0
Broback	22	3-5	1-2	2-4	3	4	2	2	0	0	9
Collison	1	0-0	0-0	0-0	0	1	0	0	0	0	0
Podominick	5	2-2	0-0	0-0	1	3	0	0	0	0	4
Team					1						
Totals	200	25-48	8-15	22-27	38	19	21	12	1	5	80
	1	2	F	FG%	3FG%	FT%					
Kansas State	17	44	61	40.0	25.0	77.8					
Minnesota	43	37	80	52.1	53.3	81.5					

2004 NCAA TOURNAMENT

NO. 7 MINNESOTA 76, NO. 3 BOSTON COLLEGE 63 March 28, 2004 • Norfolk, Va. NCAA Tournament Sweet 16

Game summary:

History was made at Minnesota's 76-63 victory over Boston College in the Midwest Region semifinal as the Golden Gophers advanced into the Elite Eight for the first time.

Minnesota used a 16-3 run in the first three and a half minutes of the second half to build a cushion the Gophers maintained through the rest of the game. The Gophers turned a two-point, 30-28 halftime lead into a 15-point, 51-37, lead with 12:35 remaining. Shannon Bolden scored seven of her 13 points in the Gopher run.

The Eagles rallied with an 11-2 over the next four minutes to cut the Gophers' lead to seven points on a 3-point field goal by Clare Drosch. Minnesota halted the Boston College run by going back inside to Janel McCarville, who scored the next six points for the Gophers. Lindsay Whalen followed suit by scoring Minnesota's next seven. McCarville set the tone for the game with 14 points and five blocks in the first half. Whalen only scored two points in the half but added 13 in the second half to finish the game with 15 points. The Gophers' All-American guard also dished out 10 assists in the game for her first double-double of the season.

Bolden finished with 13 points but her biggest contribution came on the defensive end of the court where she held the Eagles' second-leading scorer Amber Jacobs to just seven points on a 1-for-8 shooting performance. Jacobs entered the game averaging 14.9 points per game.

Minnesota	MP	FG	3P	FT	R	F	A	TO	B	S	TP
Bolden	35	4-9	1-3	4-5	1	1	0	0	2	1	13
Andersson	32	4-6	0-0	3-6	4	3	1	0	0	0	11
McCarville	37	8-14	0-0	7-10	15	3	1	2	7	4	25
Schonrock	35	1-4	1-4	0-0	2	1	2	2	0	2	3
Whalen	32	5-15	2-4	3-4	6	2	10	1	0	2	15
Roylsand	11	1-1	1-1	1-4	1	2	1	1	0	0	4
Dimitroff	1	0-0	0-0	0-0	1	0	0	0	0	0	0
Garry	1	0-0	0-0	0-0	0	0	0	0	0	0	0
Broback	13	1-4	1-2	2-2	2	2	0	0	0	0	5
Collison	1	0-0	0-0	0-0	1	1	0	0	0	0	0
Podominick	2	0-0	0-0	0-0	1	1	0	0	0	0	0
Team					1						
Totals	200	25-53	6-14	20-31	34	15	15	7	9	9	76

Boston College	MP	FG	3P	FT	R	F	A	TO	B	S	TP
Ross	36	4-9	0-0	3-4	2	4	3	2	0	0	11
Drosch	38	8-16	1-5	0-0	8	5	2	4	0	0	17
Deveny	32	7-12	1-3	3-3	6	2	1	2	0	0	18
Jacobs	37	1-8	1-7	4-4	5	2	3	4	0	0	7
Leahy	16	1-2	0-0	0-0	2	4	0	0	1	1	2
Dorsey	1	0-0	0-0	0-0	0	0	0	0	0	0	0
Queenan	16	1-2	0-0	2-3	3	1	0	1	1	1	4
Marshall	3	0-0	0-0	0-0	1	0	0	1	0	0	0
Smith	3	1-2	1-1	0-0	0	0	0	0	0	0	3
Parham	15	0-1	0-0	1-2	1	5	0	0	0	0	1
Warren	3	0-0	0-0	0-0	1	0	0	0	0	0	0
Team					4						
Totals	200	23-52	4-16	13-16	33	23	9	14	2	2	63

Minnesota	1	2	F	FG%	3FG%	FT%
Minnesota	30	46	76	47.2	42.9	64.5
Boston College	28	35	63	44.2	25.0	81.3

NO. 7 MINNESOTA 82, NO. 1 DUKE 75 March 30, 2004 • Norfolk, Va. NCAA Tournament Elite Eight

Game summary:

Lindsay Whalen and Minnesota ended Duke's dream season and became the lowest seed to reach the Final Four in six years as the seventh-seeded Golden Gophers ousted the top-seeded Blue Devils 82-75 in the Midwest Regional final.

Whalen was named the NCAA Midwest Region MVP for her performances against Boston College and Duke. Duke was turned away in its last bid to win a championship for senior All-American Alana Beard and Iciss Tillis. Beard scored just 10 points on 4-for-14 shooting.

The teams exchanged leads and were tied three times in the first four minutes of the game. Whalen's 3-point field goal with 13:53 left in the half gave the Gophers a lead they would never relinquish. The Gophers' extended their lead to as big as 10 points twice in the first half, the last on a trey by Shannon Schonrock at the 2:57 mark. Minnesota ended the first half with a 33-26 lead.

Duke chipped away at the Minnesota lead and, after a three-point play by Monique Currie, the Gophers held a one-point lead at 50-49. More importantly for the Gophers, McCarville was whistled for her fourth foul on the play and headed to the bench with 11:53 to play.

Minnesota, however, managed to build a seven-point lead with McCarville on the sidelines. Duke answered to tie the score at 59, but Shannon Bolden drained her third 3-pointer of the second half to halt the Duke rally. As the minutes ticked off the clock the Gophers made sure the ball was in the hands of Whalen, who was dazzling in shredding the Duke defense for a pair of lay-ups, her last coming with 56 seconds left to give Minnesota a 72-68 lead.

Minnesota	MP	FG	3P	FT	R	F	A	TO	B	S	TP
Bolden	30	3-3	3-3	1-2	2	4	1	1	0	0	10
Andersson	40	6-10	0-0	5-6	5	1	3	1	0	0	17
McCarville	29	5-10	0-0	10-13	18	4	6	2	0	2	20
Schonrock	40	2-6	1-5	1-2	1	1	1	5	0	0	6
Whalen	39	9-21	2-6	7-7	6	3	4	4	0	4	27
Roylsand	2	0-0	0-0	0-0	0	1	0	0	0	0	0
Broback	17	1-5	0-1	0-0	3	4	0	1	0	0	2
Podominick	3	0-0	0-0	0-0	1	2	0	0	0	0	0
Team					4						
Totals	200	26-55	6-15	24-30	40	20	15	16	0	6	82

Duke	MP	FG	3P	FT	R	F	A	TO	B	S	TP
Currie	31	5-13	0-1	9-12	7	2	2	2	0	0	19
Tillis	31	5-10	0-1	2-3	5	5	0	5	2	0	12
Bass	27	4-7	0-0	3-4	1	3	1	1	3	0	11
Harding	39	2-5	0-1	5-6	5	4	5	1	0	3	9
Beard	38	4-14	0-3	2-4	6	3	2	0	1	4	10
Krapohl	18	1-2	1-2	0-0	0	1	0	1	0	0	3
Foley	7	1-2	1-1	2-2	0	2	0	0	0	0	5
Howe	0+0	0-0	0-0	0-0	0	0	0	0	0	0	0
Hunter	9	3-4	0-0	0-0	4	3	0	0	0	0	6
Team					1						
Totals	200	25-57	2-9	23-31	29	23	10	10	6	7	75

Minnesota	1	2	F	FG%	3FG%	FT%
Minnesota	33	49	82	47.3	40.0	80.0
Duke	26	49	75	43.9	22.2	74.2

2004 NCAA TOURNAMENT

NO. 1 CONNECTICUT 67, NO. 7 MINNESOTA 58 April 4, 2004 • New Orleans, La. NCAA Tournament Final Four

Game summary:

Minnesota saw the most exciting season in its history, one that caught the imagination of the basketball nation, come to a close at the Final Four in a 67-58 defeat to eventual national champion Connecticut in the national semifinal game. The defending champion Huskies took it to the Gophers in the first 15 minutes of the game as they built a lead as big as 11 points in the first half after hitting on 17 of its first 24 shots (70.8 percent). The Minnesota defense tightened up in the half's final five minutes but the Gophers still trailed 37-29. The Huskies had managed to do what no other team had in the NCAA Tournament, control Janel McCarville on the boards. McCarville finished the first half with 10 points, but only three rebounds.

The Gophers came into the second half inspired by the chant of "Believe," from their faithful fans. Minnesota's Shannon Bolden hit a 3-pointer, followed by a Lindsay Whalen layup and the UConn lead was cut to four points a little over three minutes into the half.

Connecticut answered with six straight points to stretch its lead once again to 11 points, but Minnesota was not about to go down without a fight.

The Gophers rattled off the next nine points, seven by McCarville, to slice the Huskie lead to two points at 46-44 with 12:11 remaining. UConn star Diana Taurasi halted the rally with a huge 3-pointer, the first of seven straight points scored by the Huskies to push their lead to nine points at 53-44.

Once again, the Gophers fought back, this time with seven consecutive points, including a clutch 3-pointer by Jamie Broback. Minnesota was once again within two points at 53-51 with 7:54 left to play.

The teams exchanged baskets and, after a Kelly Roysland driving layup with 5:50 remaining, the Gophers were down 58-55. The next four possessions were the difference in the ballgame. Minnesota stole the ball from the Huskies on the next three possessions and had good shots that just wouldn't fall. On the fourth possession, Whalen was hit as she drove for a layup, but no foul was called. Connecticut's Ann Strother hit a heart-stopping 3-pointer to end the stretch of over 2:30 without a point added to the scoreboard.

The Gophers could get no closer than five points the rest of the way as the Huskies were 4-of-4 from the free throw line to secure the victory and advance to the national championship game.

McCarville led the Gophers with 18 points and seven rebounds. She set an NCAA Tournament record with 75 total rebounds and was named to the All-Final Four Team.

Whalen was held to 11 points in her final game as a Golden Gopher. She added seven assists and six rebounds.

Minnesota	MP	FG	3P	FT	R	F	A	TO	B	S	TP
Bolden	29	1-5	1-3	1-2	1	3	1	3	0	0	4
Andersson	28	2-4	0-0	0-1	4	4	2	2	0	0	4
McCarville	40	8-13	0-0	2-2	7	2	3	2	1	4	18
Schonrock	34	3-8	3-8	0-0	0	2	1	0	0	1	9
Whalen	38	3-11	0-3	5-6	6	2	7	5	0	1	11
Roysland	6	1-1	0-1	0-1	0	0	0	0	0	0	2
Broback	25	4-8	2-3	0-0	4	1	1	2	0	3	10
Podominick	0+	0-0	0-0	0-0	0	0	0	0	0	0	0
Team					3						
Totals	200	22-50	6-17	8-12	25	14	15	14	1	9	58

Connecticut	MP	FG	3P	FT	R	F	A	TO	B	S	TP
Turner	30	3-7	0-1	1-1	4	3	2	5	1	1	7
Moore	25	3-4	0-0	0-0	8	2	1	1	1	1	6
Taurasi	37	6-17	2-7	4-5	6	2	3	2	3	0	18
Conlon	34	4-7	2-5	0-0	4	1	1	2	0	2	10
Struther	33	4-7	1-3	0-0	4	2	1	1	1	0	9
Battle	18	2-4	0-1	4-4	5	1	1	2	0	2	8
Crockett	23	4-8	0-0	1-2	3	1	1	1	0	3	9
Team					2						
Totals	200	26-54	5-17	10-12	36	12	10	14	6	9	67

	1	2	F	FG%	3FG%	FT%
Minnesota	29	29	58	44.0	35.3	66.7
Connecticut	37	30	67	48.1	29.4	83.3



The 2003-04 Golden Gopher Team

Front Row (L-R): Kelly Roysland, Shannon Bolden, Shannon Schonrock, Leslie Hill, Lindsay Whalen, Kadidja Andersson, Katie Alsdurf, April Calhoun.

Middle Row (L-R): Melissa McFerin (assistant coach), David Stromme (assistant coach), Jamie Broback, Janel McCarville, Christina Collison, Liz Podominick, Pam Borton (head coach), Danielle O'Banion (assistant coach), Brian Frye (director of operations).

Back Row (managers, L-R): Heidi Norby, Becky Netland, Lori Dimitroff, Rick Wallin Jr., Kacie Carlson, Randi Gibbons, Julie Schmitz.

2005 NCAA TOURNAMENT

NO. 3 MINNESOTA 64, NO. 14 SAINT FRANCIS 33

March 19, 2005 • Minneapolis, Minn.

NCAA Tournament First Round

Game summary:

Third-seeded Minnesota held Saint Francis (Pa.) without a field goal for the last 11 minutes of the game to record a 64-33 victory in the first round of the NCAA Tournament.

Shannon Schonrock hit a 3-pointer on the Gophers' first possession as Minnesota led the entire game. The Gophers shot 45.8 percent in the first half and took a 10-point lead on a fast-break lay-up by April Calhoun with 5:39 left in the half. Saint Francis scored five straight points, including a triple by Christin Black to trim the Gophers' lead to five points at 22-17 with 4:12 before intermission. It would turn out to be the last basket of the first half for the Red Flash and the first of two long droughts without a field goal.

A Janel McCarville basket gave Minnesota a 24-17 lead at halftime, with the 17 points matching last year's first half by Kansas State for an NCAA Tournament low for points allowed by the Gopher defense.

The Gophers' potent one-two punch of McCarville and Jamie Broback in the low post took over the game in the beginning of the second half. The duo scored the first 12 points of the half for the Gophers. Three minutes into the half the Gophers led by 17 points after a Broback layup.

Field goals were few and far between for the Red Flash in the second half. The team made just four of 20 attempts with Saint Francis' last basket coming off a Black jumper with 11:38 remaining. The Red Flash scored their final eight points on free throws.

Minnesota shot much better in the second half, hitting on 55.6 percent of its field goal attempts to finish at 51.0 percent for the game. All 13 Gophers in uniform played with 11 of them adding to the scoring column.

Kelly Roysland came off the bench to contribute seven points, while April Calhoun's lucky number was six as she collected six points, six rebounds and six assists.

The 33 points scored by Saint Francis were the fewest allowed by the Gophers during the NCAA era, bettering the 34 points scored by Detroit earlier in the season. The 33 points also tied for the second-lowest point total in NCAA Tournament history.

Minnesota	MP	FG	3P	FT	R	F	A	TO	B	S	TP
Bolden, F	30	1-7	0-3	0-0	2	1	2	2	0	2	2
Broback, F	20	7-10	0-1	3-3	5	3	1	3	0	3	17
McCarville, C	30	6-8	0-0	0-0	15	2	3	2	5	3	12
Calhoun, G	33	3-6	0-0	0-0	6	4	6	1	0	1	6
Schonrock, G	33	2-6	2-5	0-0	0	0	2	1	0	1	6
Roysland	19	2-4	2-2	1-2	3	1	1	6	0	0	7
Williams	6	0-0	0-0	0-0	0	0	0	1	1	0	0
Alsdurf	5	0-1	0-1	0-0	2	1	0	0	0	0	0
Lacey	9	1-2	0-0	0-2	1	0	1	0	0	0	2
Knight	1	1-1	0-0	2-2	1	0	0	0	0	1	4
Collison	2	1-1	0-0	0-0	0	0	0	0	0	0	2
Podominick	12	2-5	1-2	1-2	1	0	1	0	0	2	6
Team					4						
Totals	200	26-51	5-14	7-11	40	13	17	16	6	13	64

Saint Francis	MP	FG	3P	FT	R	F	A	TO	B	S	TP
Black, F	31	4-9	1-3	4-5	1	2	0	6	1	2	13
Schlichter, F	22	0-3	0-0	0-0	1	4	1	2	0	0	0
Swink, C	38	3-17	0-0	1-2	7	2	0	2	0	3	7
Bolten, G	33	0-6	0-4	3-4	4	0	2	3	0	0	3
Hein, G	40	2-3	1-1	1-2	2	1	2	2	0	2	6
Shrift	1	0-0	0-0	0-0	0	0	0	0	0	0	0
Gompers	16	0-3	0-2	0-0	1	2	0	0	0	0	0
A. Jackson	0+	0-0	0-0	0-0	0	0	0	0	0	0	0
T. Jackson	0+	0-0	0-0	0-0	0	0	0	2	0	0	0
Bollinger	19	2-2	0-0	0-0	3	1	0	1	0	1	4
Jimmerson	0+	0-0	0-0	0-0	0	0	0	0	0	0	0
Team					1						
Totals	200	11-43	2-10	9-13	20	12	5	18	1	8	33

	1	2	F	FG%	3FG%	FT%
Saint Francis	17	16	33	25.6	20.0	69.2
Minnesota	24	40	64	51.0	35.7	63.6



The 2004-05 Golden Gopher Team

Front Row (L-R): Kelly Roysland, Katie Alsdurf, April Calhoun, Shannon Schonrock, Janel McCarville, Shannon Bolden, Brittney Davis, Hannah Garry, Leslie Knight.
Middle Row (L-R): Moira Novak (athletic trainer), Barb Smith (associate head coach), Dave Stromme (assistant coach), Liz Podominick, Christina Collison, Natasha Williams, Jamie Broback, Lauren Lacey, Pam Borton (head coach), Danielle O'Banion (assistant coach), Brian Frye (director of operations).
Back Row (managers, L-R): Lindsey Jaede, Heidi Norby, Chris Norman, Kacie Carlson, Becky Netland, Brynn Hanken.

2005 NCAA TOURNAMENT

NO. 3 MINNESOTA 73, NO. 6 VIRGINIA 58

March 21, 2005 • Minneapolis, Minn
NCAA Tournament Second Round

Game summary:

Jamie Broback scored 23 points as third-seeded Minnesota earned its third consecutive trip to the Sweet 16 with a 73-58 win over Virginia.

Janel McCarville tied a Minnesota career record with her 48th double-double, scoring 11 points and grabbing 14 rebounds. Virginia came into the game shooting just over 28 percent from 3-point range as a team but hit four early triples to take a 17-12 lead. The Cavaliers seemed to have to the momentum when McCarville picked up her second foul and headed to the bench with 9:32 left in the half.

Liz Podominick took McCarville's place in lineup and the Gopher defense responded in brilliant fashion, clamping down on the Virginia shooters, not allowing another attempt from behind the 3-point arc in the half. Meanwhile, the Gopher offense fed off the defensive stand and put together a 13-3 run with five different Minnesota players chipping in points. Minnesota came out firing to start the second half. McCarville scored a three-point play, and Broback added a layup as the Gophers began to take control of the game. An 8-0 Virginia run brought the Cavaliers to within five points at 43-38 with 15:05 remaining, but the Gophers once again answered, scoring 10 straight points.

The Gopher lead swelled to as big as 21 points on a McCarville layup with 5:31 left in the game. Virginia chipped the lead to 12 late but Shannon Schonrock's third 3-pointer of the game iced the victory.

Minnesota	MP	FG	3P	FT	R	F	A	TO	B	S	TP
Bolden, F	35	4-7	2-4	0-0	4	1	3	3	0	1	10
Broback, F	35	7-17	1-3	8-10	5	2	2	3	1	2	23
McCarville, C	27	3-7	0-0	5-7	14	4	2	5	1	2	11
Calhoun, G	37	0-5	0-2	1-2	8	3	7	3	0	1	1
Schonrock, G	27	4-7	3-6	0-0	1	3	1	1	0	0	11
Roysland	22	2-3	1-2	2-2	0	1	3	0	0	1	7
Williams	1	1-1	0-0	0-0	0	0	0	1	0	0	2
Podominick	16	2-3	0-0	4-4	4	3	0	0	2	0	8
Team					5						
Totals	200	23-50	7-17	20-25	41	17	18	16	4	7	73
Virginia	MP	FG	3P	FT	R	F	A	TO	B	S	TP
Sardin, F	27	1-7	0-0	0-0	4	4	0	0	0	0	2
Logan-Friend, F	15	1-1	0-0	2-2	5	4	2	1	2	2	4
Teamer, C	25	1-9	0-2	0-2	4	1	1	2	0	1	2
Zoll, G	37	8-14	2-3	2-4	4	2	5	3	0	1	20
McGuire, G	16	1-2	1-2	0-0	0	0	0	0	0	0	3
Williams	10	1-2	0-0	0-0	0	3	0	1	0	0	2
Blue	28	5-14	2-4	4-6	2	1	2	1	0	3	16
Kenion	10	1-2	1-1	0-0	0	1	1	1	0	0	3
Granberry	10	1-3	0-1	0-0	0	1	0	0	1	0	2
Kreager	22	2-4	0-1	0-1	4	2	0	3	1	2	4
Team					7						
Totals	200	22-58	6-14	8-15	30	19	11	12	4	9	58
Virginia	28	30	58	37.9	42.9	53.3					
Minnesota	34	39	73	46.0	41.2	80.0					

NO. 2 BAYLOR 64, NO. 3 MINNESOTA 57

March 26, 2005 • Tempe, Ariz.
NCAA Tournament Sweet 16

Game summary:

Minnesota's dream of a return trip to the Final Four ended with a 64-57 loss to Baylor in the regional semifinal. The Golden Gophers finished with their best overall record in the NCAA era, compiling a 26-8 mark.

The second-seeded Lady Bears built a 13-3 lead eight minutes into the game. The Gophers missed their first seven shots and committed three turnovers before Liz Podominick scored Minnesota's first bucket with 12:51 left in the first half. Five 3-pointers by the collective Gopher guard corps of Kelly Roysland, Shannon Schonrock, April Calhoun and two triples by Shannon Bolden helped Minnesota chip away at the Baylor lead.

Janel McCarville handed the Gophers their first lead of the game with consecutive baskets to start the second half. The lead changed hands three times over the next three minutes of action. McCarville tied the game for the final time at 39-39 with two free throws at the 16:32 mark. Baylor guard Angela Tisdale hit a big 3-point field goal in the Bears' next possession to ignite an 11-3 run. Minnesota didn't back down, though.

Kelly Roysland hit a breakaway layup after a McCarville steal to bring Minnesota back within four points at 54-50 with 6:10 remaining. The teams traded baskets before a critical stretch in which the Gophers turned the ball over in three of four possessions. Baylor scored four unanswered points to return the lead to eight points and sealed the win at the free throw line by hitting 4-of-6 attempts in the final minute.

Minnesota	MP	FG	3P	FT	R	F	A	TO	B	S	TP
Bolden, F	39	2-3	2-3	0-0	6	3	2	0	0	0	6
Broback, F	28	2-9	0-2	0-0	5	4	0	3	0	2	4
McCarville, C	35	6-16	0-1	4-5	11	2	4	5	4	1	16
Calhoun, G	33	3-6	1-1	2-4	1	3	2	3	0	1	9
Schonrock, G	30	1-6	1-5	0-0	1	2	0	2	0	1	3
Roysland	17	4-5	1-1	0-0	2	2	2	2	0	0	9
Podominick	18	4-6	0-0	2-2	5	1	2	1	2	1	10
Team					2						
Totals	200	22-51	5-13	8-11	33	17	12	16	6	6	57
Baylor	MP	FG	3P	FT	R	F	A	TO	B	S	TP
Young, F	39	12-21	0-0	2-3	7	1	2	1	0	1	26
Wabara, F	23	4-7	0-0	1-3	7	3	0	1	1	2	9
Blackmon, C	33	4-12	0-0	2-5	6	3	2	0	0	2	10
Whitaker, G	27	2-3	0-0	0-0	2	2	3	3	0	2	3
Scott, G	29	1-7	0-6	0-1	6	2	4	1	1	1	2
Wyatt	12	1-3	1-2	0-0	0	0	1	1	0	0	3
Tisdale	12	2-3	1-2	0-0	0	1	4	0	0	1	5
Niemann	25	1-4	0-3	3-5	1	1	3	1	1	0	5
Team					7						
Totals	200	27-60	2-13	8-17	36	13	19	9	3	9	64
Minnesota	1	2	F	FG%	3FG%	FT%					
Baylor	31	26	57	43.1	38.5	72.7					
	34	30	64	45.0	15.4	47.1					

2006 NCAA TOURNAMENT

NO. 9 WASHINGTON 73, NO. 8 MINNESOTA 69

March 18, 2006 • Nashville, Tenn.

NCAA Tournament First Round

Game summary:

Minnesota was defeated by Washington, 73-69, in the first round of the NCAA Tournament.

Kelly Roysland led all scorers with a career-high 23 points, but she was the only Gopher to hit double figures in scoring. The key of the game was Washington's offensive rebounding where the Huskies' collected 23 offensive rebounds, turning them into a game-deciding 23 second-chance points.

Roysland hit a pair of 3-point field goals, and a total of eight early points, to help the Gophers take an 18-9 lead with 11:26 left in the first half. A Lauren Lacey lay-up nearly two minutes later matched Minnesota's biggest lead at nine points (20-11), but the Huskies converted on their next four possessions for a 9-0 run to knot the score at 20-20 on two free throws by Nicole Castro at the 6:48 mark.

Minnesota recaptured the lead and a five-point margin (27-22) after a three-point play by Lacey with 5:02 left before halftime. The Gophers wouldn't score another field goal in the first half, but thanks to seven points scored from the free throw line, went into intermission with a 34-32 advantage.

Washington scored the first four points of the second half, with a Cameo Hicks bucket putting the Huskies up 36-34, their first lead since 5-4 in the opening minutes of the game. The Huskies extended the run to 8-1 to grab their biggest lead of the game at the 17:53 mark on another Hicks jumper.

The Gophers used two free throws by April Calhoun to tie the score at 43 three minutes later. Four consecutive free throws by Brittney Davis provided Minnesota with its biggest second-half lead of four points with 10:53, but Washington's Kristen O'Neill answered with a huge 3-point field goal from to break the Gophers' momentum.

Over the next five minutes, the score was either tied or the teams were trading one-point leads. At the 5:21 mark, Andrea Plouffe hit a baseline 3-pointer to give the Huskies a 63-60 lead and Washington would never trail down the home stretch. Minnesota was able to tie the score at 67-67 on a three-point play by Roysland with 1:20 remaining. The Gopher defense forced a missed shot by Hicks in the Huskies' next possession. Breanne Hicks, however, came up with Washington's 23rd and most important offensive rebound of the contest to keep possession. Ten seconds later, O'Neill swished another 3-pointer that served as a dagger to Minnesota's hope of advancing to the second round.

The Gophers closed to within a point when Lacey calmly hit two free throws with 33 seconds left, but Washington iced the game by going 3-for-4 from the charity stripe in the last 14 seconds of the game.

Overall, the score was tied 14 ties in the game, while the lead changed hands 11 times.

Lacey and Calhoun added eight points to the Gophers' tally, while Natasha Williams chipped in seven points and seven rebounds.

Minnesota	MP	FG	3P	FT	R	F	A	TO	B	S	TP
Williams, F	34	3-8	0-0	1-4	7	5	2	2	2	0	7
Broback, G	16	1-5	0-0	0-2	5	1	2	1	0	0	2
Schonrock, F	29	2-6	1-5	2-3	1	1	2	0	0	1	7
Roysland, G	28	6-15	3-7	8-8	5	3	0	2	0	1	23
Bolden, G	27	2-3	0-1	0-0	4	3	1	0	0	0	4
Davis	8	0-1	0-0	4-4	1	0	0	1	0	0	4
Alsdurf	3	0-0	0-0	0-0	1	1	0	1	0	0	0
Lacey	12	2-4	0-0	4-5	2	3	0	2	0	0	8
Fox	3	0-1	0-0	0-0	0	0	0	0	0	0	0
Calhoun	24	1-3	1-1	5-6	3	3	2	2	0	0	8
Podominick	16	2-5	0-0	2-2	6	4	0	1	0	0	6
Team					3						
Totals	200	19-51	5-14	26-34	38	24	9	12	2	2	69

Washington	MP	FG	3P	FT	R	F	A	TO	B	S	TP
Watson, F	31	3-7	0-1	8-10	9	1	0	1	0	1	14
Plouffe, F	26	7-16	1-2	0-2	6	2	2	0	1	1	15
Banks, G	17	4-9	0-0	0-1	7	4	0	1	0	1	8
Florence, G	28	2-8	1-2	0-0	1	2	3	0	0	0	5
Hicks, G	31	4-13	0-2	2-6	7	2	4	1	0	1	10
Bell	6	0-1	0-0	0-0	1	4	0	0	0	1	0
McNeill	3	0-0	0-0	0-0	0	0	0	0	0	0	0
Castro	10	0-0	0-0	2-2	1	3	2	1	0	0	2
Craddock	10	2-4	0-1	2-2	1	1	0	1	0	0	6
O'Hara	14	1-2	0-0	1-2	6	3	0	0	0	0	3
O'Neill	24	3-11	2-6	2-4	6	1	3	1	0	2	10
Team					5						
Totals	200	26-71	4-14	17-29	50	23	14	6	1	7	73

	1	2	F	FG%	3FG%	FT%
Washington	32	41	73	36.6	28.6	58.6
Minnesota	34	35	69	37.3	35.7	76.5



The 2005-06 Golden Gopher Team

Front Row (L-R): Emily Fox, Brittney Davis, Katie Alsdurf, Shannon Schonrock, Shannon Bolden, April Calhoun, Christina Collison, Hannah Garry, Kelly Roysland. Middle Row (L-R): Moira Doyle (athletic trainer), Barb Smith (associate head coach), Dave Stromme (assistant coach), Katie Ohm, Ashley Ellis-Milan, Jamie Broback, Natasha Williams, Liz Podominick, Lauren Lacey, Leslie Knight, Pam Borton (head coach), Danielle O'Banion (assistant coach), Brian Frye (director of operations). Back row (L-R): Lindsey Jaede (team manager), Brynn Hanken (team manager), Kacie Carlson (team manager), Scott LaPlante (team manager), Rachel Larson (team manager), Becky Netland (team manager), Mike Fischer (video Coordinator).

2008 NCAA TOURNAMENT

NO. 8 TEXAS 72, NO. 9 MINNESOTA 55 March 23, 2008 • Bridgeport, Conn. NCAA Tournament First Round

Game summary:

Minnesota saw its season end with a 72-55 loss to Texas in the first round of the NCAA Tournament.

The Golden Gophers were led by Emily Fox's 23 points. She grabbed a steal on Texas' first possession and swished a pull-up jumper from 15 feet to give Minnesota its only lead of the game at 2-0. The Longhorns made eight of their next 11 shots to build a 17-5 lead four minutes later.

The Gophers chipped away at the Texas lead by converting at the free throw line. Minnesota scored seven straight points, sandwiching a Leslie Knight basket between free throws by Fox and Ashley Ellis-Milan to bring the deficit to three points at 21-18 with 5:03 left in the first half.

Unfortunately, Minnesota misfired on offense the rest of the half. A Brittane Raven 3-pointer ignited an 11-0 Texas run to close the half. The Gophers missed five shots and committed three turnovers to limp into halftime on the short end of a 32-18 score. The stat sheet showed a 17.5 field goal percentage for Minnesota after making just 5-of-28 from the floor.

The Golden Gophers found a little offense in the second half, shooting 42.4 percent, but they were unable to hold down the Longhorns. Texas maintained a double-digit lead throughout the half by shooting 53.8 percent in the period. Despite 17 second-half points by Fox, the Gophers only managed to close with 12 points early in the half.

Texas rebuilt a larger cushion, taking advantage several times on a Gopher defense taking chances to get steals. Two free throws by Erneisha Bailey with 4:53 remaining gave Texas its largest lead of the game at 67-41. The Gophers refused to give up, though, outscoring the Longhorns 14-4 late in the game. Raven led Texas with 19 points, while Bailey contributed 16. Knight scored 12 points and pulled down seven rebounds in her final game as a Golden Gopher. Korinne Campbell topped the Gophers with nine rebounds.

Minnesota	MP	FG	3P	FT	R	F	A	TO	B	S	TP
Ellis-Milan, F	22	0-3	0-0	2-3	4	1	0	0	0	1	2
Knight, F	38	5-15	0-1	2-2	7	3	1	4	0	1	12
Fox, G	35	7-20	1-7	8-9	3	4	3	4	1	4	23
McCoy, G	33	3-12	0-0	3-4	0	5	0	3	0	3	9
Ohm, G	18	0-2	0-2	0-0	2	1	1	1	0	0	0
Campbell	26	1-3	0-0	1-2	9	3	0	3	0	0	3
Sylva	8	0-0	0-0	0-0	0	0	0	0	0	0	0
Harper	19	2-5	0-0	0-0	2	1	0	1	1	0	4
Smith	1	1-1	0-0	0-0	0	0	0	0	0	0	2
Team					7						
Totals	200	19-61	1-10	16-20	34	18	5	16	2	9	55

Texas	MP	FG	3P	FT	R	F	A	TO	B	S	TP
Williams, F	28	2-6	1-1	3-4	6	1	1	4	1	0	8
Lindsey, C	32	4-8	0-0	1-1	7	0	0	4	4	1	9
Cortijo, G	24	3-5	0-1	0-0	3	5	5	2	0	0	6
Raven, G	32	7-13	3-5	2-2	2	2	2	4	0	3	19
Bailey, G	32	6-9	0-2	4-4	6	3	3	2	0	1	16
Nash, Ka	22	3-6	1-4	1-2	7	3	0	3	0	0	8
Hughes	8	1-3	0-1	2-2	1	0	0	0	0	0	4
Nash, Kr	3	0-0	0-0	0-0	1	0	0	0	0	0	0
Boyd	2	0-1	0-0	0-0	0	1	0	1	0	0	0
Cook	6	1-1	0-0	0-0	0	2	0	0	0	0	2
Rentschler	11	0-1	0-1	0-0	1	1	0	0	0	0	0
Team					4						
Totals	200	27-53	5-15	13-15	38	18	11	20	5	5	72

	1	2	F	FG%	3FG%	FT%
Minnesota	18	37	55	31.1	10.0	80.0
Texas	32	40	72	50.9	33.3	66.7



The 2007-08 Golden Gopher Team

Front Row (L-R): Lindsey Jaede, Kay Sylva, Emily Fox, Leslie Knight, Jordan Barnes, Brittany McCoy, Katie Ohm.

Middle Row (L-R): Moira Novak (athletic trainer), Ted Rivero (assistant coach), Marisa Moseley (assistant coach), Korinne Campbell, Zoe Harper, Ashley Ellis-Milan, Tanisha Smith, Pam Borton (head coach), Barb Smith (associate head coach), Abby Kalland (director of basketball operations).

Back Row (L-R): Kelly Taylor (manager), Heather Anderson (athletic training intern), Emily Oberlander (manager), Brynn Hanken (manager), Rachel Larson (manager), Amanda Belz (manager), Alyssa Knese (manager), Emily Benson (manager), Michael Fischer (video coordinator).

2009 NCAA TOURNAMENT

NO. 10 MINNESOTA 79, NO. 7 NOTRE DAME 71 March 22, 2009 • South Bend, Ind. NCAA Tournament First Round

Game summary:

Behind 23 points from Emily Fox and five huge 3-pointers from Katie Ohm, the No. 10 seeded Golden Gophers upset No. 7 seed and host Notre Dame, 79-71, in South Bend.

Jackie Voigt swished a jumper on Minnesota's first possession, fueling a stretch to open the game where Minnesota made nine of its first 11 field goal attempts. Notre Dame leading scorer Lindsay Schrader tied the score at 2-2 but would pick up her second personal foul with 17:30 to go. The Gophers took advantage to build a double-digit lead.

Voigt added three more field goals, her fourth bucket of the first half at the 9:03 mark put Minnesota up by a 28-15 margin. Brittany McCoy dished out six assists and scored five points while running the Gopher offense at a highly efficient level in the first half. With 3:56 remaining before halftime, however, McCoy was whistled for her third foul and the game would change from that point on.

Notre Dame turned up the pressure and attacked the basket and was rewarded with free throws. Two free throws by Erica Solomon cut the deficit to two at 55-53 with 10:14 to play. Ohm came to the rescue for the Gophers hitting back-to-back-to-back 3-pointers over Minnesota's next three possessions.

Minnesota	MP	FG	3P	FT	R	F	A	TO	B	S	TP
Ellis-Milan, F	38	4-11	0-0	2-3	8	3	1	4	0	0	10
Voigt, F	21	4-4	0-0	1-2	5	5	0	3	0	0	9
Fox, G	38	7-17	2-4	7-9	1	3	4	4	0	4	23
McCoy, G	22	1-2	0-0	5-5	5	5	6	2	0	1	7
Ohm, G	36	5-10	5-9	0-0	6	2	4	1	0	0	15
Sylva	6	1-2	1-1	0-0	3	1	1	0	0	0	3
Harper	20	2-5	0-0	4-7	13	4	0	2	2	0	8
Buford	12	1-1	0-0	0-0	1	1	2	2	0	0	2
B. Mastey	7	1-1	0-0	0-0	3	1	1	0	0	0	2
Team					0						
Totals	200	29-53	8-14	19-26	45	25	19	19	2	5	79
Notre Dame	MP	FG	3P	FT	R	F	A	TO	B	S	TP
Bruszewski, F	34	3-10	2-6	3-6	7	2	4	0	0	1	11
Williamson, C	22	1-2	0-0	4-4	5	2	1	0	0	0	6
Barlow, G	35	7-16	2-5	4-5	2	4	2	0	0	1	20
Lechlitner, G	36	4-11	1-2	7-8	1	3	3	5	0	1	16
Schrader, G	12	2-8	0-0	2-2	2	2	0	0	0	1	6
Solomon	16	1-4	0-0	4-4	3	2	1	1	0	0	6
Watson	18	1-5	1-4	0-0	4	1	0	1	0	2	3
Miller	0+	0-0	0-0	0-0	0	2	0	0	0	0	0
Vovosel	27	1-4	0-0	1-3	5	4	0	3	0	1	3
Team					3			1			
Totals	200	20-60	6-17	25-32	32	22	11	10	0	7	71
Minnesota	1	2	F	FG%	3FG%	FT%					
Notre Dame	42	37	79	49.1	57.1	73.1					
	30	41	71	33.3	35.3	78.1					

NO. 2 TEXAS A&M 73, NO. 10 MINNESOTA 42 March 24, 2009 • South Bend, Ind. NCAA Tournament Second Round

Game summary:

Second-seeded Texas A&M fueled its offense by scoring 34 points off of 32 Golden Gopher turnovers en route to a 73-42 win in the second round of the NCAA Tournament.

The Aggies shot out of the gates early by making 10 of their first 13 field goal attempts to take a 21-11 lead with 11:30 left in the first half. The Gophers paid early and often for their turnovers as Texas A&M scored 10 points off of nine Gopher miscues in those first 8 1/2 minutes.

The Gophers regrouped after the 12-minute media time out to mount a 7-0 run. Ellis-Milan scored five of her 13 first-half points in the run. Her basket with 9:16 left in the half brought Minnesota to within three points at 21-18, the closest the Gophers would be the rest of the game.

Texas A&M guard Tyra White hit a 3-pointer on the next Aggie possession to halt the Gopher rally and kick off an 18-6 run that would give the Aggies a 15-point advantage, 39-24, at intermission. The Aggies continued to build on their lead, starting the second half with an 18-5 run in the first eight minutes to take control of the game.

Minnesota	MP	FG	3P	FT	R	F	A	TO	B	S	TP
Ellis-Milan, F	38	7-8	0-0	1-1	6	3	1	5	1	0	15
Voigt, F	22	0-1	0-0	3-4	2	2	0	4	0	1	3
Fox, G	29	0-11	0-0	2-2	2	2	1	4	0	4	2
McCoy, G	32	2-5	0-0	2-4	6	1	1	10	0	0	6
Ohm, G	14	1-3	1-3	0-0	1	0	2	2	0	0	3
Sylva	6	0-1	0-0	2-2	1	0	0	0	0	0	2
Harper	16	1-1	0-0	0-0	1	3	1	1	0	0	2
Dockery	2	0-0	0-0	0-0	0	1	0	0	0	0	0
Buford	21	1-6	0-4	2-2	1	0	1	4	0	1	4
B. Mastey	19	2-4	0-0	1-3	2	1	0	2	4	1	5
N. Mastey	1	0-0	0-0	0-0	0	0	0	0	0	0	0
Team					4						
Totals	200	14-40	1-7	13-18	28	13	7	32	5	7	42
Texas A&M	MP	FG	3P	FT	R	F	A	TO	B	S	TP
Smith, F	23	6-11	1-2	0-0	4	3	2	2	0	2	13
Gant, F	31	9-12	0-0	2-2	4	1	3	3	0	4	20
Micheaux, C	21	1-2	0-0	0-0	6	3	1	2	2	0	2
Starks, G	36	7-17	1-3	2-2	6	2	3	3	1	2	17
Colson, G	25	5-9	3-6	0-0	3	1	1	3	1	6	13
Finstad	1	0-1	0-0	0-0	0	1	0	0	0	0	0
Buchanan	13	0-2	0-0	1-2	4	0	1	0	0	0	1
Carter	19	1-4	0-2	0-0	0	0	5	1	0	4	2
White	11	2-5	0-0	0-0	2	4	0	1	0	0	4
Elonu	9	0-1	0-0	1-2	3	1	0	1	0	2	1
Collins	3	0-1	0-0	0-0	0	0	0	0	0	0	0
Assarian	6	0-0	0-0	0-0	1	2	0	1	0	0	0
Limbaha	2	0-0	0-0	0-0	0	0	0	0	0	0	0
Team					4						
Totals	200	31-65	5-13	6-8	37	19	16	17	4	20	73
Minnesota	1	2	F	FG%	3FG%	FT%					
Texas A&M	24	18	42	35.0	14.2	72.2					
	39	34	73	47.7	38.5	75.0					

2015 NCAA TOURNAMENT

NO. 9 DEPAUL 79, NO. 8 MINNESOTA 72
March 20, 2015 • Notre Dame, Ind.
NCAA Tournament First Round

Game summary:

Minnesota made its first trip to the NCAA Tournament in six seasons, but the No. 8-seed Gophers fell to ninth-seeded DePaul, 79-72, in the first round.

Amanda Zahui B., named a finalist for the 2015 Naismith Trophy earlier in the day, set an NCAA First Round and program single-game record with 22 rebounds, in addition to her team-high 21 points, which marked her 24th double-double of the season. It marked the second-highest individual rebounding total in any NCAA tournament game.

Zahui B. was one of four Gophers in double-figure scoring as Shae Kelley had 17 points, Carlie Wagner chipped in 14 and Shayne Mullaney added 11.

Leading a quartet of DePaul players in double figures was Megan Podkowa, who led all players with 23 points. Minnesota held a 50-to-40.3-percent field goal shooting advantage but was plagued by 28 turnovers, compared to 11 for the Blue Demons.

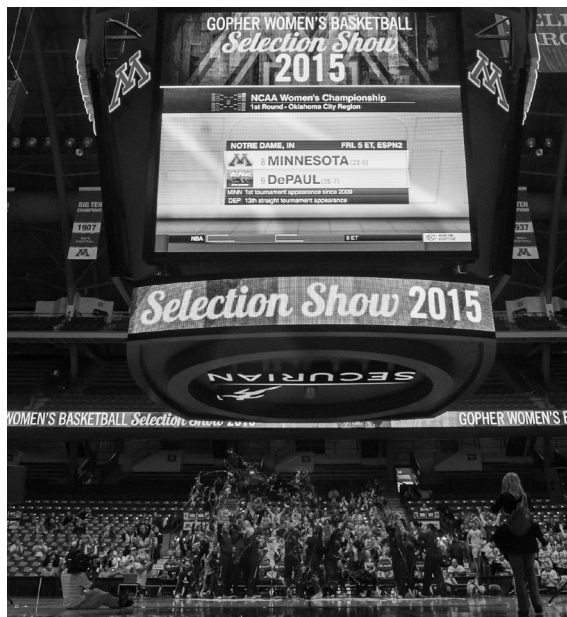
The Gophers and Blue Demons traded leads to open the game before a 9-0 run gave the Maroon and Gold an eight-point lead, 14-6, with 13:19 to play in the opening stanza, a stretch in which Minnesota held DePaul scoreless for 5:02. A 7-2 run from the Blue Demons cut the Gophers' lead to three, before eventually taking a one-point lead with 6:03 remaining in the half.

Back-to-back 3-pointers from Wagner put Minnesota back on top by five, and Minnesota stretched its lead to 39-28 at the two-minute mark on a 14-2 run. Minnesota led 41-30 at halftime after making 14-of-28 from the field, which included a 4-for-9 performance from 3-point range.

The Gophers extended their lead to 15 points with just over 15 minutes to play as Zahui B.'s layup made the score 49-34 at the 15:24 mark. However, the Blue Demons mounted a 19-2 run which allowed them to take the lead with 10:10 left on a Chanise Jenkins layup.

Another Zahui B. layup 30 seconds later tied the score at 53-all, but DePaul began to pull away and held the lead for the remainder of the contest.

The Gophers' ninth appearance in the NCAA Tournament ended their first season under head coach Marlene Stollings. They compiled a 23-10 record, their most wins in 10 years.



DePaul	MP	FG	3P	FT	R	F	A	TO	B	S	TP
Podkowa, M	36	8-15	3-8	4-5	5	3	3	2	2	1	23
Hrynko, B	34	3-16	0-7	4-4	3	3	6	3	0	4	10
January, J	32	1-10	0-5	0-0	4	4	5	2	0	2	2
Jenkins, C	26	6-12	3-6	1-2	7	3	1	2	0	2	16
McGee, C	24	2-3	0-1	0-0	2	2	2	0	0	2	4
Schulte, B	27	5-8	1-3	2-2	3	1	1	1	0	3	13
Millender, A	14	3-5	1-3	0-0	0	0	2	0	0	0	7
Grays, M	7	1-3	0-1	2-2	2	0	0	1	0	0	4
Team					4						
Totals	200	29-71	8-34	13-15	30	16	20	11	2	14	79

Minnesota	MP	FG	3P	FT	R	F	A	TO	B	S	TP
Mullaney, S	40	3-8	0-1	5-7	2	2	8	5	0	3	11
Kelley, S	40	7-12	1-1	2-2	8	3	0	7	1	4	17
Zahui, A	39	7-11	0-2	7-8	22	2	5	7	1	0	21
Wagner, C	37	5-8	3-6	1-2	8	4	1	4	0	1	14
Bailey, M	28	1-6	1-5	0-0	1	4	1	2	0	1	3
McDaniel, S	14	3-6	0-0	0-0	1	0	0	1	0	0	6
Hirt, K	1	0-1	0-0	0-0	1	0	0	1	0	0	0
Hedstrom, J	1	0-0	0-0	0-0	0	0	0	0	0	0	0
Team					2			2			
Totals	200	26-52	5-15	15-19	44	15	15	28	2	9	72

	1	2	F	FG%	3FG%	FT%
DePaul	30	49	79	40.3	23.5	86.7
Minnesota	41	31	72	50.0	33.3	78.9

2018 NCAA TOURNAMENT

NO. 10 MINNESOTA 89, NO. 7 GREEN BAY 77

March 16, 2018 • Eugene, Ore.

NCAA Tournament First Round

Game summary:

No. 10 Minnesota outscored No. 7 Green Bay, 57-35, in the second half en route to an 89-77 win over the Phoenix in the opening round of the NCAA Tournament.

Minnesota was led by Kenisha Bell, who scored 24 of her game-high 26 points in the second half. She did most of her damage at the line, setting program tournament game records for free throws made (14) and attempted (17). She added five rebounds, four assists and two steals.

Destiny Pitts scored 20 points in her NCAA Tournament debut, going 5-of-7 at the 3-point line to tie a Minnesota tournament record for 3-pointers made. Gadiva Hubbard (16), Carlie Wagner (15) and Jessie Edwards (12) also reached double figures. Edwards was also the team's leading rebounder, pulling down a game-high nine boards.

A 3-pointer from Wagner put the Golden Gophers ahead 27-25 less than three minutes into the second quarter, but the Phoenix responded with an 8-0 run. It was part of a quarter that saw the Phoenix outscore the Gophers 25-10 and take a 42-32 lead into the locker room.

Green Bay extended its lead to as much as 13 during the third quarter, but the Gophers used a 19-4 run to turn a 12-point deficit into a three-point lead in the fourth. Green Bay briefly took the lead at 72-71, but Pitts answered the Phoenix's go-ahead 3-pointer with one of her own. Green Bay got within one at 78-77 with 3:22 to play, but Minnesota closed out the game on an 11-0 run.

Minnesota	MP	FG	3P	FT	R	F	A	TO	B	S	TP
Fernstrom	5	0-2	0-0	0-0	1	3	0	0	0	0	0
Pitts	40	7-10	5-7	1-2	8	1	1	1	0	1	20
Bell	34	6-13	0-0	14-17	5	2	4	2	0	2	26
Wagner	40	5-13	3-7	2-2	1	2	4	1	0	1	15
Hubbard	37	5-15	2-4	4-4	1	3	2	2	0	4	16
Bello, T.	8	0-0	0-0	0-0	1	1	0	1	0	0	0
Edwards	30	4-5	0-0	4-4	9	2	0	2	1	0	12
Bello, K.	0+	0-0	0-0	0-0	0	0	0	0	0	0	0
Brunson	6	0-1	0-0	0-0	0	0	0	0	0	0	0
Kaposi	0+	0-0	0-0	0-0	0	0	0	0	0	0	0
Garrido Perez	0+	0-0	0-0	0-0	0	0	0	0	0	0	0
Lamke	0+	0-0	0-0	0-0	0	0	0	0	0	0	0
Team					33	14	11	9	1	8	89
Totals	200	27-59	10-18	25-29	7						

Green Bay	MP	FG	3P	FT	R	F	A	TO	B	S	TP
Murphy	14	3-8	0-0	2-2	3	3	1	1	0	0	8
Wellnitz	29	3-7	0-1	0-0	4	5	5	3	0	1	6
Hibner	28	2-11	1-7	2-2	6	4	4	1	0	0	7
Lindstrom	34	4-15	3-10	0-0	8	2	3	0	1	1	11
LeClaire	38	6-16	3-8	2-4	3	4	3	4	2	1	17
Wurtz	0+	0-0	0-0	0-0	0	0	0	0	0	0	0
James	13	2-3	1-1	2-2	3	1	2	0	0	0	7
Pingel	0+	0-0	0-0	0-0	0	0	0	0	0	0	0
Robson	17	3-4	1-2	2-2	1	0	1	2	0	1	9
Wolf, Mac.	17	4-6	0-0	1-2	2	3	1	1	1	0	9
Wolf, Mad.	10	1-1	0-0	1-2	6	2	1	0	0	0	3
Team					3						
Totals	200	28-71	9-29	12-16	39	24	21	12	4	4	77

	1	2	3	4	F	FG%	3FG%	FT%
Minnesota	22	10	27	30	89	45.8	55.6	86.2
Green Bay	17	25	22	13	77	39.4	31.0	75.0

NO. 2 OREGON 101, NO. 10 MINNESOTA 73

March 18, 2018 • Eugene, Ore.

NCAA Tournament Second Round

Game summary:

Minnesota saw its run in the NCAA Tournament come to an end in the second round, its best finish in nine years, after a 101-73 loss to second-seeded Oregon.

The Golden Gophers saw four players reach double figures, led by Carlie Wagner's team-high 20 points. She connected on a program tournament record with six 3-pointers, while the 12 made by the team was also the most for a Minnesota team in a tournament game.

Destiny Pitts scored 17 points, including four 3-pointers, while Kenisha Bell added 14 and led the team with eight assists and five rebounds. Taiye Bello also reached double figures by adding 10 points off the bench.

The turning point of the game came late in the second quarter. After Minnesota cut the lead to 41-36, Oregon embarked on a 16-0 run over a 4:26 stretch between the second and third quarters. The run eventually reached 23-3 to put the Ducks up 64-39 less than three minutes into the second half. Minnesota did not get closer than 23 points the rest of the way.

Oregon was led by Sabrina Ionescu, who had 29 points, nine assists and seven rebounds, while Ruthy Hebard added 22 points and 10 rebounds.

Minnesota	MP	FG	3P	FT	R	F	A	TO	B	S	TP
Fernstrom	9	0-0	0-0	1-2	0	0	0	0	0	0	1
Pitts	40	6-17	4-9	1-2	2	3	4	2	0	0	17
Bell	40	6-13	1-1	1-2	5	3	8	3	0	0	14
Wagner	40	7-15	6-10	0-0	4	0	0	3	0	0	20
Hubbard	36	2-10	1-8	0-0	3	4	7	0	0	3	5
Bello, T.	18	4-7	0-0	2-2	4	3	1	1	0	1	10
Edwards	13	3-4	0-0	0-0	2	2	0	0	0	0	6
Brunson	4	0-0	0-0	0-0	0	1	0	0	0	0	0
Team					1						
Totals	200	28-66	6-15	5-8	21	16	20	9	0	4	73

Oregon	MP	FG	3P	FT	R	F	A	TO	B	S	TP
Sabally	25	4-6	2-4	2-2	6	2	3	1	1	2	12
Hebard	27	11-14	0-0	0-2	10	1	1	0	4	1	22
Cazorla	33	3-9	1-2	0-0	5	0	6	2	0	0	7
Bando	28	4-9	3-8	0-0	1	2	2	1	0	1	11
Ionescu	29	10-14	4-6	5-7	7	1	9	3	0	3	29
Hall	12	0-1	0-0	0-0	1	0	1	0	1	0	0
Maley	11	3-4	1-1	0-0	3	1	1	0	0	0	7
Ayuso	10	0-1	0-1	0-0	0	1	2	0	0	0	0
Gildon	9	2-2	0-0	2-2	1	0	2	1	0	0	6
McGwire	10	0-0	0-0	2-2	4	1	0	2	0	0	2
Campisano	6	2-4	0-0	1-2	1	1	0	1	0	0	5
Team					3						
Totals	200	39-64	11-22	12-17	42	10	27	11	6	7	101

	1	2	3	4	F	FG%	3FG%	FT%
Minnesota	22	14	14	23	73	42.4	42.9	62.5
Oregon	30	21	31	19	101	60.9	50.0	70.6

Points

1.	31	Lindsay Whalen vs. UCLA	3/21/04
	31	Lindsay Whalen at North Carolina	3/18/02
3.	29	Lindsay Whalen vs. UNLV	3/16/02
4.	27	Lindsay Whalen vs. Duke	3/30/04
5.	26	Kenisha Bell vs. Green Bay	3/16/18
6.	25	Janel McCarville vs. Boston College	3/28/04
7.	23	Emily Fox at Notre Dame	3/22/09
	23	Emily Fox vs. Texas	3/23/08
	23	Kelly Roysland vs. Washington	3/18/06
	23	Jamie Broback vs. Virginia	3/21/05

Field Goals Made

1.	12	Lindsay Whalen at North Carolina	3/18/02
2.	10	Lindsay Whalen vs. UNLV	3/16/02
3.	9	Lindsay Whalen vs. Duke	3/30/04
	9	Lindsay Whalen vs. UCLA	3/21/04
	9	Carol Ann Shudlick at Vanderbilt	3/19/94
6.	8	Janel McCarville vs. Connecticut	4/4/04
	8	Janel McCarville vs. Boston College	3/28/04
8.	7	Done 12 times	
		MR: Carlie Wagner at Oregon	3/18/18

Field Goal Attempts

1.	23	Carol Ann Shudlick at Vanderbilt	3/19/94
2.	21	Lindsay Whalen vs. Duke	3/30/04
3.	20	Emily Fox vs. Texas	3/23/08
	20	Lindsay Whalen at North Carolina	3/18/02
5.	19	Lindsay Whalen vs. UCLA	3/21/04
6.	17	Destiny Pitts at Oregon	3/18/18
	17	Emily Fox at Notre Dame	3/22/09
	17	Jamie Broback vs. Virginia	3/21/05
9.	16	Janel McCarville vs. Baylor	3/26/05
	16	Lindsay Whalen vs. UNLV	3/16/02

Field Goal Pct. (min. 5 made)

1.	1.000	Nancy Alexander vs. Notre Dame (5-5)	3/16/94
2.	.875	Ashley Ellis-Milan vs. Texas A&M (7-8)	3/24/09
3.	.833	Kadidja Andersson vs. Tulane (5-6)	3/22/03
4.	.750	Janel McCarville vs. Saint Francis (6-8)	3/19/05
	.750	Crystal Flint vs. Notre Dame (6-8)	3/16/94
6.	.700	Destiny Pitts vs. Green Bay (7-10)	3/18/18
	.700	Jamie Broback vs. Saint Francis (7-10)	3/19/05
	.700	Kim Prince vs. Texas (7-10)	3/30/03
	.700	Crystal Flint at Vanderbilt (7-10)	3/19/94
10.	.667	Kadidja Andersson vs. UCLA (6-9)	3/21/04

Three-Point Field Goals

1.	6	Carlie Wagner at Oregon	3/18/18
2.	5	Destiny Pitts vs. Green Bay	3/16/18
	5	Katie Ohm at Notre Dame	3/22/09
	5	Shannon Schonrock vs. UCLA	3/21/04
5.	4	Destiny Pitts at Oregon	3/18/18
	4	Lindsay Whalen at North Carolina	3/18/02
	4	Lindsay Leiser vs. UNLV	3/16/02
8.	3	Done 9 times	
		MR: Carlie Wagner vs. Green Bay	3/16/18

Three-Point Field Goal Attempts

1.	10	Carlie Wagner at Oregon	3/18/18
	10	Shannon Schonrock at Stanford	3/24/03
3.	9	Destiny Pitts at Oregon	3/18/18
	9	Katie Ohm at Notre Dame	3/22/09
	9	Shannon Schonrock vs. UCLA	3/21/04
	9	Lindsay Whalen at North Carolina	3/18/02
7.	8	Gadiva Hubbard at Oregon	3/18/18
	8	Shannon Schonrock vs. Connecticut	4/4/04
9.	7	Destiny Pitts vs. Green Bay	3/16/18
	7	Carlie Wagner vs. Green Bay	3/16/18
	7	Emily Fox vs. Texas	3/23/08
	7	Kelly Roysland vs. Washington	3/18/06

Three-Point Field Goal Pct. (min. 3 made)

1.	1.000	Shannon Bolden vs. Duke (3-3)	3/30/04
2.	.800	Lindsay Leiser vs. UNLV (4-5)	3/16/02
3.	.714	Destiny Pitts vs. Green Bay (5-7)	3/16/18
4.	.600	Carlie Wagner at Oregon (6-10)	3/18/18
	.600	Shannon Schonrock vs. Kansas State (3-5)	3/23/04
6.	.556	Katie Ohm at Notre Dame (5-9)	3/22/09
	.556	Shannon Schonrock vs. UCLA (5-9)	3/21/04
8.	.500	Carlie Wagner vs. DePaul (5-6)	3/20/15
	.500	Shannon Schonrock vs. Virginia (3-6)	3/21/05
	.500	Lindsay Whalen vs. Tulane (3-6)	3/22/03

Free Throws Made

1.	14	Kenisha Bell vs. Green Bay	3/16/18
2.	12	Lindsay Whalen vs. UCLA	3/21/04
3.	10	Janel McCarville vs. Duke	3/30/04
	10	Lindsay Whalen vs. Kansas State	3/23/04
5.	9	Janel McCarville vs. UCLA	3/21/04
	9	Lindsay Whalen vs. UNLV	3/16/02
7.	8	Emily Fox vs. Texas	3/23/08
	8	Kelly Roysland vs. Washington	3/18/06
	8	Jamie Broback vs. Virginia	3/21/05
	8	Corrin Von Wald at Stanford	3/24/03

Free Throw Attempts

1.	17	Kenisha Bell vs. Green Bay	3/16/18
2.	13	Janel McCarville vs. Duke	3/30/04
3.	10	Jamie Broback vs. Virginia	3/21/05
	10	Janel McCarville vs. Boston College	3/28/04
	10	Lindsay Whalen vs. Kansas State	3/23/04
	10	Lindsay Whalen vs. UNLV	3/16/02
7.	9	Emily Fox at Notre Dame	3/22/09
	9	Emily Fox vs. Texas	3/23/08
9.	8	Amanda Zahui B. vs. DePaul	3/20/15
	8	Kelly Roysland vs. Washington	3/18/06
	8	Corrin Von Wald at Stanford	3/24/03
	8	Lori Lawler vs. Notre Dame	3/16/94

Free Throw Pct. (min. 5 made)

1.	1.000	Lindsay Whalen vs. Kansas State (10-10)	3/23/04
	1.000	Janel McCarville vs. UCLA (9-9)	3/21/04
	1.000	Kelly Roysland vs. Washington (8-8)	3/18/06
	1.000	Corrin Von Wald at Stanford (8-8)	3/24/03
	1.000	Lindsay Whalen vs. Duke (7-7)	3/30/04
	1.000	Corrin Von Wald vs. Tulane (6-6)	3/22/03
	1.000	Brittany McCoy at Notre Dame (5-5)	3/22/09
	1.000	Shannon Schonrock vs. Kansas State (5-5)	3/23/04
9.	.900	Lindsay Whalen vs. UNLV (9-10)	3/16/02
10.	.889	Emily Fox vs. Texas (8-9)	3/23/08

Total Rebounds

1.	22	Amanda Zahui B. vs. DePaul	3/20/15
2.	18	Janel McCarville vs. Duke	3/30/04
	18	Janel McCarville vs. Kansas State	3/23/04
4.	17	Janel McCarville vs. UCLA	3/21/04
5.	15	Janel McCarville vs. Saint Francis	3/19/05
	15	Janel McCarville vs. Boston College	3/28/04
6.	14	Janel McCarville vs. Virginia	3/21/05
7.	13	Zoe Harper at Notre Dame	3/22/09
	13	Carol Ann Shudlick at Vanderbilt	3/19/94
10.	12	Janel McCarville vs. Texas	3/30/03
	12	Janel McCarville at North Carolina	3/18/02
	12	Janel McCarville vs. UNLV	3/16/02

Assists

1.	10	Lindsay Whalen vs. Boston College	3/28/04
2.	9	Lindsay Whalen vs. Kansas State	3/23/04
	9	Lindsay Whalen vs. UCLA	3/21/04
4.	8	Kenisha Bell at Oregon	3/18/18
	8	Shayne Mullaney vs. DePaul	3/20/15
6.	7	Done 5 times	
		MR: Gadiva Hubbard at Oregon	3/18/18

Steals

1.	5	Lindsay Whalen vs. UNLV	3/16/02
2.	4	Gadiva Hubbard vs. Green Bay	3/16/18
	4	Shae Kelley vs. DePaul	3/20/15
	4	Emily Fox vs. Texas A&M	3/24/09
	4	Emily Fox at Notre Dame	3/22/09
	4	Emily Fox vs. Texas	3/23/08
	4	Janel McCarville vs. Connecticut	4/4/04
	4	Lindsay Whalen vs. Duke	3/30/04
	4	Janel McCarville vs. Boston College	3/28/04
	4	Janel McCarville vs. Tulane	3/22/03

Blocked Shots

1.	7	Janel McCarville vs. Boston College	3/28/04
2.	5	Janel McCarville vs. Saint Francis	3/19/05
3.	4	Brianna Mastey vs. Texas A&M	3/24/09
	4	Janel McCarville vs. Baylor	3/26/05
5.	3	Janel McCarville at North Carolina	3/18/02
	3	Carol Ann Shudlick vs. Notre Dame	3/16/94
7.	2	Done 8 times	
		MR: Zoe Harper at Notre Dame	3/22/09

Points

1.	92	vs. UCLA	3/21/04
2.	89	vs. Green Bay	3/16/18
3.	82	vs. Duke	3/30/04
4.	81	vs. Notre Dame	3/16/94
5.	80	vs. Kansas State	3/23/04
6.	79	at Notre Dame	3/22/09
7.	76	vs. Boston College	3/28/04
8.	73	at Oregon	3/18/18
	73	vs. Virginia	3/21/05
10.	72	vs. DePaul	3/20/15
	72	at Vanderbilt	3/19/94

Field Goals Made

1.	29	at Notre Dame	3/22/09
	29	vs. UCLA	3/21/04
	29	at North Carolina	3/18/02
	29	at Vanderbilt	3/19/94
5.	28	at Oregon	3/18/18
	28	vs. UNLV	3/16/02
7.	27	vs. Green Bay	3/16/18
8.	26	vs. DePaul	3/20/15
	26	vs. Saint Francis	3/19/05
	26	vs. Duke	3/30/04
	26	vs. Notre Dame	3/16/94

Field Goal Attempts

1.	68	at Vanderbilt	3/19/94
2.	66	at Oregon	3/18/18
3.	62	vs. UNLV	3/16/02
4.	61	vs. Texas	3/23/08
5.	59	vs. Green Bay	3/16/18
	59	vs. UCLA	3/21/04
7.	58	at North Carolina	3/18/02
8.	57	vs. Texas	3/30/03
9.	55	vs. Duke	3/30/04
10.	53	at Notre Dame	3/22/09
	53	vs. Boston College	3/28/04

Field Goal Pct.

1.	.547	at Notre Dame (29-53)	3/22/09
2.	.543	vs. Tulane (25-46)	3/22/03
3.	.521	vs. Kansas State (25-48)	3/23/04
4.	.510	vs. Saint Francis (26-51)	3/19/05
	.510	vs. Notre Dame (26-51)	3/16/94
6.	.500	vs. DePaul (26-52)	3/20/15
	.500	at North Carolina (29-58)	3/18/02
8.	.492	vs. UCLA (29-59)	3/21/04
9.	.473	vs. Duke (26-55)	3/30/04
10.	.472	vs. Boston College (25-53)	3/28/04

Three-Point Field Goals

1.	12	at Oregon	3/18/18
2.	10	vs. Green Bay	3/16/18
3.	8	at Notre Dame	3/22/09
	8	vs. Kansas State	3/23/04
5.	7	vs. Virginia	3/21/05
6.	6	Done 6 times	
		MR: vs. Connecticut	4/4/04

Three-Point Field Goal Attempts

1.	28	at Oregon	3/18/18
2.	18	vs. Green Bay	3/16/18
3.	17	vs. Virginia	3/21/05
	17	vs. Connecticut	4/4/04
5.	15	vs. DePaul	3/20/15
	15	vs. Duke	3/30/04
	15	vs. Kansas State	3/23/04
	15	vs. UCLA	3/21/04
	15	at North Carolina	3/18/02
10.	14	Done 5 times	
		MR: at Notre Dame	3/22/09

Three-Point Field Goal Pct.

1.	.667	vs. UNLV (4-6)	3/16/02
2.	.571	at Notre Dame (8-14)	3/22/09
3.	.556	vs. Green Bay (10-18)	3/16/18
4.	.533	vs. Kansas State (8-15)	3/23/04
5.	.455	vs. Tulane (5-11)	3/22/03
	.455	vs. Notre Dame (5-11)	3/16/94
7.	.429	at Oregon (12-28)	3/18/18
	.429	vs. Boston College (6-14)	3/28/04
	.429	at Stanford (6-14)	3/24/03
10.	.412	vs. Virginia (7-17)	3/21/05

Free Throws

1.	30	vs. UCLA	3/21/04
2.	26	vs. Washington	3/18/06
3.	25	vs. Green Bay	3/16/18
4.	24	vs. Duke	3/30/04
	24	vs. Notre Dame	3/16/94
6.	22	vs. Kansas State	3/23/04
7.	20	vs. Virginia	3/21/05
	20	vs. Boston College	3/28/04
9.	19	at Notre Dame	3/22/09
10.	18	at Stanford	3/24/03

Free Throw Attempts

1.	34	vs. Washington	3/18/06
	34	vs. UCLA	3/21/04
	34	vs. Notre Dame	3/16/94
4.	31	vs. Boston College	3/28/04
5.	30	vs. Duke	3/30/04
6.	29	vs. Green Bay	3/16/18
7.	27	vs. Kansas State	3/23/04
8.	26	at Notre Dame	3/22/09
9.	25	vs. Virginia	3/21/05
10.	22	at Stanford	3/24/03

Free Throw Pct.

1.	.909	at Vanderbilt (10-11)	3/19/94
2.	.882	vs. UCLA (30-34)	3/21/04
3.	.862	vs. Green Bay (25-29)	3/16/18
4.	.818	at Stanford (18-22)	3/24/03
5.	.815	vs. Kansas State (22-27)	3/23/04
6.	.800	vs. Texas (16-20)	3/23/08
	.800	vs. Virginia (20-25)	3/21/05
	.800	vs. Duke (24-30)	3/30/04
9.	.789	vs. DePaul (15-19)	3/20/15
10.	.765	vs. Washington (26-34)	3/18/06

Total Rebounds

1.	45	at Notre Dame	3/22/09
	45	vs. UNLV	3/16/02
3.	44	vs. DePaul	3/20/15
4.	41	vs. Virginia	3/21/05
5.	40	vs. Saint Francis	3/19/05
	40	vs. Duke	3/30/04
7.	39	at North Carolina	3/18/02
8.	38	vs. Washington	3/18/06
	38	vs. Kansas State	3/23/04
10.	37	vs. Texas	3/30/03

Assists

1.	21	vs. Kansas State	3/23/04
	21	vs. UCLA	3/21/04
3.	20	at Oregon	3/18/18
4.	19	at Notre Dame	3/22/09
5.	18	vs. Virginia	3/21/05
	18	at North Carolina	3/18/02
7.	17	vs. Saint Francis	3/19/05
	17	vs. Notre Dame	3/16/94
9.	15	Done 6 times	
		MR: vs. DePaul	3/20/15

Steals

1.	15	vs. Tulane	3/22/03
2.	14	vs. Notre Dame	3/16/94
3.	13	vs. Saint Francis	3/19/05
4.	10	vs. UNLV	3/16/02
5.	9	vs. DePaul	3/20/15
	9	vs. Texas	3/23/08
	9	vs. Connecticut	4/4/04
	9	vs. Boston College	3/28/04
	9	at North Carolina	3/18/02
10.	8	vs. Green Bay	3/16/18

Blocked Shots

1.	9	vs. Boston College	3/28/04
2.	7	vs. UNLV	3/16/02
3.	6	vs. Baylor	3/26/05
	6	vs. Saint Francis	3/19/05
5.	5	vs. Texas A&M	3/24/09
	5	vs. Notre Dame	3/16/94
7.	4	vs. Virginia	3/21/05
	4	at North Carolina	3/18/02
9.	3	vs. Texas	3/30/03
10.	2	Done 5 times	
		MR: vs. DePaul	3/20/15

Fewest Turnovers

1.	7	vs. Boston College	3/28/04
2.	9	at Oregon	3/18/18
	9	vs. Green Bay	3/16/18
4.	10	at Stanford	3/24/03
5.	12	vs. Washington	3/18/06
	12	vs. Kansas State	3/23/04
7.	14	vs. Connecticut	4/4/04
	14	vs. UCLA	3/21/04
	14	vs. Texas	3/30/03
10.	15	vs. UNLV	3/16/02

Points Allowed

1.	33	vs. Saint Francis	3/19/05
2.	48	vs. Tulane	3/22/03
3.	54	vs. UNLV	3/16/02
4.	56	at Stanford	3/24/03
5.	58	vs. Virginia	3/21/05
6.	61	vs. Kansas State	3/23/04
7.	63	vs. Boston College	3/28/04
8.	64	vs. Baylor	3/26/05
9.	67	vs. Connecticut	4/4/04
10.	71	at Notre Dame	3/22/09

Opponent Field Goal Pct.

1.	.256	vs. Saint Francis (11-43)	3/19/05
2.	.333	at Notre Dame (20-60)	3/22/09
3.	.357	vs. UNLV (25-70)	3/16/02
4.	.366	vs. Washington (26-71)	3/18/06
5.	.379	vs. Virginia (22-58)	3/21/05
6.	.380	at Stanford (19-50)	3/24/03
7.	.382	vs. Tulane (21-55)	3/22/03
8.	.384	at North Carolina (28-73)	3/18/02
9.	.394	vs. Green Bay (28-71)	3/16/18
10.	.400	vs. Kansas State (22-55)	3/23/04

Turnovers Forced

1.	22	vs. Tulane	3/22/03
2.	21	vs. Notre Dame	3/16/94
3.	20	vs. Texas	3/23/08
4.	18	vs. Saint Francis	3/19/05
5.	17	vs. Texas A&M	3/24/09
6.	16	vs. UNLV	3/16/02
7.	14	vs. Connecticut	4/4/04
	14	vs. Boston College	3/28/04
	14	at Stanford	3/24/03
10.	12	vs. Green Bay	3/16/18
	12	vs. Virginia	3/21/05
	12	vs. UCLA	3/21/04
	12	at North Carolina	3/18/02

Record vs. Opponent

Baylor	0-1
Boston College	1-0
Connecticut	0-1
DePaul	0-1
Duke	1-0
Green Bay	1-0
Kansas State	1-0
North Carolina	0-1
Notre Dame	2-0
Oregon	0-1
Saint Francis (PA)	1-0
Stanford	1-0
Texas	0-2
Texas A&M	0-1
Tulane	1-0
UCLA	1-0
UNLV	1-0
Vanderbilt	0-1
Virginia	1-0
Washington	0-1
Total	12-10

Record by Seed

#1	0-0
#2	0-0
#3	2-1
#4	0-0
#5	1-1
#6	2-1
#7	4-1
#8	0-2
#9	0-1
#10	3-3
#11	0-0
#12	0-0
#13	0-0
#14	0-0
#15	0-0
#16	0-0
Total	12-10

Record vs. Seed

#1	1-1
#2	1-5
#3	2-0
#4	0-1
#5	0-0
#6	1-0
#7	3-0
#8	0-1
#9	0-2
#10	1-0
#11	1-0
#12	1-0
#13	0-0
#14	1-0
#15	0-0
#16	0-0
Total	12-10

Record by Round

Final Four (2004)	0-1
Elite 8 (2004)	1-0
Sweet 16 (2003, '04, '05)	1-2
Second Round (1994, '02, '03, '04, '05, '09, '18)	3-4
First Round (1994, '02, '03, '04, '05, '06, '08, '09, '15, '18)	7-3

Points

1.	48	Rachel Banham vs. Milwaukee	3/16/16
2.	37	Rachel Banham vs. South Dakota	3/20/16
3.	31	Rachel Banham vs. Green Bay	3/19/14
4.	29	Destiny Pitts vs. Northern Iowa	3/22/19
5.	26	Amanda Zahui B. at South Dakota State	3/27/14

Field Goals Made

1.	18	Rachel Banham vs. Milwaukee	3/16/16
2.	12	Rachel Banham vs. South Dakota	3/20/16
	12	Rachel Banham vs. Green Bay	3/19/14
4.	11	Amanda Zahui B. at South Dakota State	3/27/14
5.	10	Destiny Pitts vs. Northern Iowa	3/22/19

Field Goal Attempts

1.	33	Rachel Banham vs. Milwaukee	3/16/16
	32	Rachel Banham vs. South Dakota	3/20/16
3.	22	Rachel Banham at South Dakota State	3/27/14
4.	21	Rachel Banham vs. Ball State	3/22/13
5.	19	Kenisha Bell at Cincinnati	3/24/19
	19	Carlie Wagner vs. South Dakota	3/20/16
	19	Carlie Wagner vs. Milwaukee	3/16/16
	19	Rachel Banham vs. Green Bay	3/19/14

Field Goal Pct. (min. 5 made)

1.	.786	Amanda Zahui B. at South Dakota State	3/27/14
2.	.700	Korinne Campbell vs. Illinois-Chicago (7-10)	3/14/07
3.	.643	Emily Fox vs. Illinois-Chicago (9-14)	3/14/07
4.	.632	Rachel Banham vs. Green Bay (12-19)	3/19/14
5.	.625	Destiny Pitts vs. Northern Iowa (10-16)	3/22/19
	.625	Mercedes Staples vs. Northern Iowa (5-8)	3/22/19

3-Point Field Goals Made

1.	6	Rachel Banham vs. South Dakota	3/20/16
	6	Rachel Banham at South Dakota State	3/27/14
3.	5	Destiny Pitts vs. Northern Iowa	3/22/19
	5	Rachel Banham vs. Green Bay	3/19/14
5.	4	Mercedes Staples vs. Northern Iowa	3/22/19
		Sari Noga vs. SMU	3/23/14

3-Point Field Goal Attempts

1.	16	Rachel Banham vs. South Dakota	3/20/16
2.	13	Rachel Banham vs. Milwaukee	3/16/16
	13	Rachel Banham at South Dakota State	3/27/14
4.	11	Destiny Pitts at Cincinnati	3/24/19
5.	10	Destiny Pitts vs. Northern Iowa	3/22/19

3-Point Field Goal Pct. (Min. 3 Made)

1.	.750	Katie Ohm vs. Illinois-Chicago (3-4)	3/14/07
2.	.667	Mercedes Staples vs. Northern Iowa (4-6)	3/22/19
3.	.600	Mikayla Bailey vs. Milwaukee (3-5)	3/16/16
4.	.556	Rachel Banham vs. Green Bay (5-9)	3/19/14
5.	.500	Destiny Pitts vs. Northern Iowa (5-10)	3/22/19

Free Throws Made

1.	10	Kenisha Bell at Cincinnati	3/24/19
2.	9	Taiye Bello vs. Northern Iowa	3/22/19
	9	Rachel Banham vs. Milwaukee	3/16/16
4.	8	Micaella Riche vs. Ball State	3/22/13
5.	7	Rachel Banham vs. South Dakota	3/20/16
	7	Brittany McCoy at Western Kentucky	3/19/07

Free Throw Attempts

1.	15	Kenisha Bell at Cincinnati	3/24/19
2.	11	Taiye Bello vs. Northern Iowa	3/22/19
3.	10	Rachel Banham vs. Milwaukee	3/16/16
	10	Micaella Riche vs. Ball State	3/22/13
	10	Brittany McCoy at Western Kentucky	3/19/07

Free Throw Pct. (Min. 3 Made)

1.	1.000	Destiny Pitts vs. Northern Iowa (4-4)	3/22/19
	1.000	Karley Barnes vs. South Dakota (4-4)	3/20/16
	1.000	Amanda Zahui B. at South Dakota State (4-4)	3/27/14
	1.000	Amanda Zahui B. vs. Green Bay (3-3)	3/19/14
5.	.900	Rachel Banham vs. Milwaukee (9-10)	3/16/16

Total Rebounds

1.	14	Amanda Zahui B. vs. Green Bay	3/19/14
2.	12	Amanda Zahui B. vs. SMU	3/23/14
3.	11	Amanda Zahui B. at South Dakota State	3/27/14
	11	Mikayla Bailey vs. SMU	3/23/14
5.	10	Allina Starr vs. Milwaukee	3/16/16
	10	Rachel Banham vs. Ball State	3/22/13
	10	Korinne Campbell vs. Ill.-Chicago	3/14/07

Assists

1.	12	Kenisha Bell vs. Northern Iowa	3/22/19
2.	11	Emily Fox vs. Illinois-Chicago	3/14/07
3.	6	Mercedes Staples vs. Northern Iowa	3/22/19
	6	Rachel Banham at South Dakota State	3/27/14
	6	Sari Noga at South Dakota State	3/27/14

Steals

1.	5	Emily Fox vs. Illinois-Chicago	3/14/07
2.	3	Mercedes Staples vs. Northern Iowa	3/22/19
	3	Mikayla Bailey vs. Milwaukee	3/16/16
	3	Carlie Wagner vs. Milwaukee	3/16/16
	3	Shayne Mullaney vs. Ball State	3/22/13

Blocked Shots

1.	5	Amanda Zahui B. at South Dakota State	3/27/14
	5	Amanda Zahui B. vs. Green Bay	3/19/14
3.	4	Amanda Zahui B. vs. SMU	3/23/14
4.	2	Done 6x, MR: Karley Barnes vs. South Dakota	3/20/16

Points

1.	97	vs. Illinois-Chicago	3/14/07
2.	91	vs. Northern Iowa	3/22/19
3.	89	vs. South Dakota	3/20/16
4.	87	vs. Milwaukee	3/16/16
5.	77	vs. SMU	3/23/14

Field Goals Made

1.	42	vs. Illinois-Chicago	3/14/07
2.	31	vs. Northern Iowa	3/22/19
	31	vs. Milwaukee	3/16/16
	31	vs. SMU	3/23/14
5.	30	vs. South Dakota	3/20/16

Field Goal Attempts

1.	75	vs. South Dakota	3/20/16
2.	75	vs. Milwaukee	3/16/16
3.	72	vs. Illinois-Chicago	3/14/07
4.	66	vs. SMU	3/23/14
5.	61	vs. Ball State	3/22/13

Field Goal Pct.

1.	.583	vs. Illinois-Chicago (42-72)	3/14/07
2.	.554	vs. Northern Iowa (31-56)	3/22/19
3.	.470	vs. SMU (31-66)	3/23/14
4.	.436	vs. Green Bay (24-55)	3/19/14
5.	.413	vs. Milwaukee (31-75)	3/16/16

3-Point Field Goals Made

1.	11	vs. South Dakota	3/20/16
2.	10	vs. Northern Iowa	3/22/19
3.	9	vs. Milwaukee	3/16/16
4.	8	at Cincinnati	3/24/19
	8	vs. SMU	3/23/14

3-Point Field Goal Attempts

1.	31	vs. South Dakota	3/20/16
2.	27	vs. Milwaukee	3/16/16
3.	25	at Cincinnati	3/24/19
4.	23	vs. Northern Iowa	3/22/19
5.	20	at South Dakota State	3/27/14

3-Point Field Goal Pct.

1.	.500	vs. Illinois-Chicago (5-10)	3/14/07
2.	.435	vs. Northern Iowa (10-23)	3/22/19
3.	.421	vs. SMU (8-19)	3/23/14
4.	.412	vs. Green Bay (7-17)	3/19/14
5.	.355	vs. South Dakota (11-31)	3/20/16

Free Throws Made

1.	19	vs. Northern Iowa	3/22/19
2.	18	vs. South Dakota	3/20/16
3.	16	vs. Milwaukee	3/16/16
4.	13	at Cincinnati	3/24/19
	13	at Western Kentucky	3/19/07

Free Throw Attempts

1.	22	vs. Northern Iowa	3/22/19
2.	21	vs. Milwaukee	3/16/16
3.	20	at Cincinnati	3/24/19
	20	vs. South Dakota	3/20/16
5.	19	at Western Kentucky	3/19/07
	19	vs. Illinois-Chicago	3/14/07

Free Throw Pct.

1.	.900	vs. South Dakota (18-20)	3/20/16
2.	.864	vs. Northern Iowa (19-22)	3/22/19
3.	.857	vs. Ball State (12-14)	3/22/13
4.	.762	vs. Milwaukee	3/16/16
5.	.750	at South Dakota State (9-12)	3/27/14

Total Rebounds

1.	49	vs. Illinois-Chicago	3/14/07
2.	47	vs. SMU	3/23/14
3.	46	vs. Milwaukee	3/16/16
	46	vs. Ball State	3/22/13
5.	43	vs. South Dakota	3/20/16

Assists

1.	21	vs. SMU	3/23/14
2.	20	vs. Northern Iowa	3/22/19
	20	vs. Illinois-Chicago	3/14/07
4.	15	vs. Green Bay	3/19/14
5.	13	at South Dakota State	3/27/14

Steals

1.	14	vs. Illinois-Chicago	3/14/07
2.	10	vs. Ball State	3/22/13
3.	9	vs. Milwaukee	3/16/16
4.	7	vs. Northern Iowa	3/22/19
	7	at South Dakota State	3/27/14

Blocked Shots

1.	9	vs. Green Bay	3/19/14
2.	8	vs. Ball State	3/22/13
3.	6	at South Dakota State	3/27/14
	6	vs. SMU	3/23/14
5.	2	Done 6x, MR:at Cincinnati	3/24/19

Points Allowed

1.	54	vs. Ball State	3/22/13
	54	vs. Illinois-Chicago	3/14/07
3.	60	vs. Green Bay	3/19/14
4.	70	at South Dakota State	3/27/14
	70	vs. SMU	3/23/14

Turnovers Forced

1.	22	vs. Illinois-Chicago	3/14/07
2.	20	vs. Ball State	3/22/13
3.	17	vs. Northern Iowa	3/22/19
4.	16	at Western Kentucky	3/19/07
5.	13	vs. Milwaukee	3/16/16

Record vs. Opponent

Ball State	0-1
Cincinnati	0-1
Green Bay	1-0
Illinois-Chicago	1-0
Milwaukee	1-0
Northern Iowa	1-0
SMU	1-0
South Dakota	0-1
South Dakota State	0-1
Western Kentucky	0-1
Total	5-5

Record by Round

Sweet 16	0-1
(2014)	
Second Round	1-3
(2007, '14, '16, '19)	
First Round	4-1
(2007, '13, '14, '16, '19)	

2007 (1-1)

In Minneapolis			
3/14	W	Minnesota 97, Illinois-Chicago 54	Round 1
In Bowling Green, Ky.			
3/19	L	Western Kentucky 73, Minnesota 57	Round 2

2013 (0-1)

In Minneapolis			
3/22	L	Ball State 54, Minnesota 41	Round 1

2014 (2-1)

In Minneapolis			
3/19	W	Minnesota 62, Green Bay 60	Round 1
3/23	W	Minnesota 77, SMU 70	Round 2
In Brookings, S.D.			
3/27	L	South Dakota State 70, Minnesota 62	Sweet 16

2016 (1-1)

In Minneapolis			
3/16	W	Minnesota 87, Milwaukee 80	Round 1
3/20	L	South Dakota 101, Minnesota 89	Round 2

2019 (1-1)

In Minneapolis			
3/22	W	Minnesota 91, Northern Iowa 75	Round 1
In Cincinnati			
3/24	L	Cincinnati 72, Minnesota 65	Round 2

Points

1.	28	Gadiva Hubbard vs. Maryland	3/3/17
	28	Jamie Broback vs. Purdue	3/4/05
3.	27	Kenisha Bell vs. Ohio State	3/3/18
	27	Carlie Wagner vs. Iowa	3/2/18
5.	26	Carlie Wagner vs. Ohio State	3/3/18
	26	Kenisha Bell vs. Iowa	3/2/18
	26	Carlie Wagner vs. Penn State	3/2/17
	26	Rachel Banham vs. Northwestern	3/3/16
	26	Shae Kelley vs. Purdue	3/5/15
10.	25	Destiny Pitts vs. Indiana	3/7/19
	25	Amanda Zahui B. vs. Ohio State	3/6/15
	25	Rachel Banham vs. Penn State	3/2/12

Field Goals Made

1.	12	Carlie Wagner vs. Iowa	3/2/18
2.	11	Gadiva Hubbard vs. Maryland	3/3/17
	11	Jamie Broback vs. Purdue	3/4/05
4.	10	Shae Kelley vs. Purdue	3/5/15
	10	Rachel Banham vs. Penn State	3/2/12
	10	Jamie Broback vs. Ohio State	3/6/05
	10	Erin Olson vs. Wisconsin	2/27/98
8.	9	Carlie Wagner vs. Ohio State	3/3/18
	9	Janel McCarville vs. Ohio State	3/6/05
	9	Janel McCarville vs. Purdue	3/4/05
	9	Janel McCarville vs. Ohio State	3/5/04

Field Goal Attempts

1.	25	Rachel Banham vs. Northwestern	3/3/16
2.	23	Kenisha Bell vs. Indiana	3/7/19
	23	Erin Olson vs. Wisconsin	2/27/98
4.	22	Kenisha Bell vs. Ohio State	3/3/18
	22	Carlie Wagner vs. Iowa	3/2/18
	22	Rachel Banham vs. Wisconsin	3/6/14
7.	21	Destiny Pitts vs. Indiana	3/7/19
	21	Carlie Wagner vs. Maryland	3/3/17
	21	Carlie Wagner vs. Penn State	3/2/17
	21	Rachel Banham vs. Penn State	3/2/12

Field Goal Pct. (min. 5 made)

1.	.857	Janel McCarville vs. Northwestern (6-7)	3/4/04
2.	.833	Jessie Edwards vs. Northwestern (5-6)	3/3/16
	.833	Amanda Zahui B. vs. Nebraska (5-6)	3/7/14
	.833	Kionna Kellogg vs. Wisconsin (5-6)	3/1/12
5.	.800	Kiara Buford vs. Wisconsin (8-10)	3/1/12
6.	.750	Cheri Stafford vs. Ohio State (6-8)	3/1/96
7.	.714	Bryanna Fernstrom vs. Maryland (5-7)	3/3/17
	.714	Jamie Broback vs. Ohio State (10-14)	3/6/05
9.	.692	Janel McCarville vs. Purdue (9-13)	3/4/05
10.	.667	Janel McCarville vs. Iowa (8-12)	3/7/03

Three-Point Field Goals

1.	6	Sarah Schieber vs. Ohio State	3/1/96
2.	5	Carlie Wagner vs. Maryland	3/3/17
	5	Carlie Wagner vs. Penn State	3/2/17
4.	4	Jasmine Brunson vs. Penn State	3/4/20
	4	Gadiva Hubbard vs. Penn State	3/4/20
	4	Destiny Pitts vs. Iowa	3/2/18
	4	Carlie Wagner vs. Ohio State	3/6/15
	4	Rachel Banham vs. Ohio State	3/7/13
	4	China Antoine vs. Penn State	3/4/10
	4	Kelly Roysland vs. Michigan State	3/2/07

Three-Point Field Goal Attempts

1.	15	Destiny Pitts vs. Iowa	3/2/18
2.	14	Rachel Banham vs. Northwestern	3/3/16
3.	13	Sarah Schieber vs. Wisconsin	2/27/98
4.	12	Carlie Wagner vs. Penn State	3/2/17
5.	11	Carlie Wagner vs. Purdue	3/5/15
6.	10	Carlie Wagner vs. Iowa	3/2/18
	10	Carlie Wagner vs. Maryland	3/3/17
8.	9	Sarah Schieber vs. Ohio State	3/1/96
9.	8	Done 6 times	
		MR: Carlie Wagner vs. Ohio State	3/6/15

Three-Point Field Goal Pct. (min. 3 made)

1.	.750	Shannon Schronrock vs. Indiana (3-4)	3/3/06
2.	.667	Gadiva Hubbard vs. Penn State (4-6)	3/5/20
	.667	China Antoine vs. Penn State (4-6)	3/4/10
	.667	Sarah Schieber vs. Ohio State (6-9)	3/1/96
5.	.600	Mikayla Bailey vs. Nebraska (3-5)	3/7/14
6.	.571	Jasmine Brunson vs. Penn State (4-7)	3/4/20
7.	.500	Done 6 times	
		MR: Gadiva Hubbard vs. Maryland (3-6)	3/3/17

Free Throws Made

1.	13	Lindsay Whalen vs. Indiana	3/1/01
2.	11	Kenisha Bell vs. Ohio State	3/3/18
3.	10	Rachel Banham vs. Wisconsin	3/6/14
	10	Theresa LeCuyer vs. Michigan	2/26/99
5.	9	Destiny Pitts vs. Indiana	3/7/19
	9	Kenisha Bell vs. Iowa	3/2/18
	9	Rachel Banham vs. Northwestern	3/3/16
	9	Amanda Zahui B. vs. Ohio State	3/6/15
	9	Kiauna Burns vs. Wisconsin	2/28/97
10.	7	Carlie Wagner vs. Penn State	3/2/17
	7	Shae Kelley vs. Ohio State	3/6/15
	7	Shayne Mullaney vs. Purdue	3/5/15

Free Throw Attempts

1.	14	Kenisha Bell vs. Ohio State	3/3/18
	14	Lindsay Whalen vs. Indiana	3/1/01
3.	12	Kenisha Bell vs. Iowa	3/2/18
	12	Theresa LeCuyer vs. Michigan	2/26/99
	12	Kiauna Burns vs. Wisconsin	2/28/97
6.	11	Shae Kelley vs. Ohio State	3/6/15
7.	10	Done 5 times	
		MR: Rachel Banham vs. Northwestern	3/3/16

Free Throw Pct. (min. 5 made)

1.	1.000	Rachel Banham vs. Wisconsin (10-10)	3/6/14
	1.000	Destiny Pitts vs. Indiana (9-9)	3/7/19
	1.000	Carlie Wagner vs. Penn State (7-7)	3/2/17
	1.000	Janel McCarville vs. Wisconsin (6-6)	3/1/02
	1.000	Lindsay Whalen vs. Wisconsin (6-6)	3/1/02
	1.000	Angie Iverson vs. Illinois (6-6)	3/1/97
	1.000	Carlie Wagner vs. Ohio State (5-5)	3/3/18
8.	.929	Lindsay Whalen vs. Indiana (13-14)	3/1/01
9.	.900	Rachel Banham vs. Northwestern (9-10)	3/3/16
	.900	Amanda Zahui B. vs. Ohio State (9-10)	3/6/15

Total Rebounds

1.	19	Amanda Zahui B. vs. Wisconsin	3/6/14
2.	15	Micaella Riche vs. Ohio State	3/7/13
	15	Janel McCarville vs. Ohio State	3/6/05
	15	Angie Iverson vs. Wisconsin	2/28/97
5.	14	Janel McCarville vs. Wisconsin	3/1/02
	14	Angie Iverson vs. Illinois	3/1/97
7.	13	Taiye Bello vs. Penn State	3/4/20
	13	Shae Kelley vs. Ohio State	3/6/15
9.	12	Janel McCarville vs. Michigan State	3/7/05
10.	11	Done 5 times	
		MR: Amanda Zahui B. vs. Ohio State	3/6/15

Assists

1.	10	Kenisha Bell vs. Ohio State	3/3/18
2.	9	Kenisha Bell vs. Iowa	3/2/18
	9	Shayne Mullaney vs. Ohio State	3/6/15
	9	Shayne Mullaney vs. Purdue	3/5/15
5.	7	Rachel Banham vs. Wisconsin	3/6/14
	7	Brittany McCoy vs. Penn State	3/4/10
	7	Janel McCarville vs. Ohio State	3/6/05
8.	6	Done 8 times	
		MR: Jasmine Brunson vs. Penn State	3/4/20

Steals

1.	\$10	Janel McCarville vs. Ohio State	3/5/04
2.	7	Kiauna Burns vs. Wisconsin	2/28/97
3.	5	Gadiva Hubbard vs. Iowa	3/2/18
	5	China Antoine vs. Northwestern	3/3/11
	5	Brittany McCoy vs. Michigan State	3/2/07
	5	Corrin Von Wald vs. Wisconsin	3/1/02
7.	4	Done 7 times	
		MR: Jasmine Powell vs Penn State	3/4/20

Blocked Shots

1.	\$11	Amanda Zahui B. vs. Ohio State	3/6/15
2.	6	Amanda Zahui B. vs. Wisconsin	3/6/14
3.	4	Taiye Bello vs. Indiana	3/7/19
	4	Bryanna Fernstrom vs. Maryland	3/3/17
	4	Andrea Seago vs. Wisconsin	2/27/98
6.	3	Klarke Sconiers vs. Ohio State	3/5/20
	3	Taiye Bello vs. Penn State	3/4/20
	3	Taiye Bello vs. Ohio State	3/3/18
	3	Bryanna Fernstrom vs. Penn State	3/2/17
	3	Amanda Zahui B. vs. Purdue	3/5/15
	3	Kim Bell vs. Michigan	2/26/99

Points

1.	90	vs. Iowa	3/2/18
2.	88	vs. Ohio State	3/3/18
3.	85	vs. Penn State	3/4/20
	82	vs. Purdue	3/5/15
5.	81	vs. Wisconsin	3/1/12
6.	80	vs. Maryland	3/3/17
	80	vs. Wisconsin	2/28/97
8.	77	vs. Iowa	3/7/03
9.	76	vs. Illinois	3/1/97
10.	74	vs. Northwestern	3/3/16
	74	vs. Wisconsin	3/6/14
	74	vs. Penn State	3/2/12

Field Goals Made

1.	35	vs. Iowa	3/2/18
2.	32	vs. Penn State	3/4/20
	32	vs. Wisconsin	3/1/12
4.	30	vs. Ohio State	3/3/18
	30	vs. Maryland	3/3/17
6.	29	vs. Nebraska	3/7/14
	29	vs. Penn State	3/2/12
	29	vs. Iowa	3/7/03
9.	28	vs. Purdue	3/5/15
	28	vs. Wisconsin	3/6/14
	28	vs. Wisconsin	2/28/97

Field Goal Attempts

1.	80	vs. Iowa	3/2/18
2.	74	vs. Ohio State	3/3/18
3.	72	vs. Northwestern	3/3/16
4.	70	vs. Wisconsin	3/6/14
5.	68	vs. Purdue	3/5/15
	68	vs. Michigan State	3/2/07
7.	67	vs. Maryland	3/3/17
	67	vs. Wisconsin	3/1/02
9.	66	vs. Penn State	3/4/20
	66	vs. Ohio State	3/6/15
	66	vs. Iowa	3/7/03
	66	vs. Illinois	3/1/97

Field Goal Pct.

1.	.519	vs. Ohio State (27-52)	3/6/05
2.	.510	vs. Purdue (26-51)	3/4/05
3.	.500	vs. Wisconsin (32-64)	3/1/12
4.	.485	vs. Penn State (48-65)	3/4/20
5.	.475	vs. Penn State (29-61)	3/2/12
6.	.467	vs. Wisconsin (28-60)	2/28/97
7.	.460	vs. Nebraska (29-63)	3/7/14
8.	.448	vs. Maryland (30-67)	3/3/17
9.	.439	vs. Iowa (29-66)	3/7/03
10.	.438	vs. Iowa (35-80)	3/2/18

Three-Point Field Goals Made

1.	11	vs. Penn State	3/4/20
2.	9	vs. Ohio State	3/5/20
3.	8	vs. Iowa	3/2/18
	8	vs. Maryland	3/3/17
	8	vs. Penn State	3/2/17
	8	vs. Ohio State	3/1/96
7.	7	vs. Ohio State	3/3/18
	7	vs. Northwestern	3/3/16
9.	6	Done 5 times	
		MR: vs. Nebraska	3/7/14

Three-Point Field Goal Attempts

1.	31	vs. Iowa	3/2/18
2.	26	vs. Northwestern	3/3/16
3.	25	vs. Ohio State	3/5/20
4.	23	vs. Penn State	3/4/20
5.	21	vs. Penn State	3/2/17
	21	vs. Purdue	3/5/15
7.	20	vs. Penn State	3/4/10
8.	19	vs. Ohio State	3/3/18
9.	17	Done 5 times	
		MR: vs. Maryland	3/3/17

Three-Point Field Goal Pct.

1.	.556	vs. Wisconsin (5-9)	3/1/12
2.	.500	vs. Michigan State (5-10)	3/2/07
3.	.478	vs. Penn State (11-23)	3/4/20
4.	.471	vs. Maryland (8-17)	3/3/17
	.471	vs. Ohio State (8-17)	3/1/96
6.	.462	vs. Michigan State (6-13)	3/7/05
7.	.429	vs. Nebraska (6-14)	3/7/14
8.	.400	vs. Ohio State (2-5)	3/6/05
	.400	vs. Iowa (4-10)	3/7/03
10.	.381	vs. Penn State (8-21)	3/2/17

Free Throws

1.	23	vs. Wisconsin	2/28/97
2.	22	vs. Purdue	3/5/15
	22	vs. Michigan State	3/7/08
	22	vs. Indiana	3/1/01
5.	21	vs. Ohio State	3/3/18
	21	vs. Northwestern	3/1/07
7.	20	vs. Illinois	3/1/97
8.	18	vs. Penn State	3/2/17
9.	17	vs. Indiana	3/7/19
	17	vs. Ohio State	3/6/15
	17	vs. Purdue	3/4/05
	17	vs. Michigan	2/26/99

Free Throw Attempts

1.	32	vs. Wisconsin	2/28/97
2.	31	vs. Purdue	3/5/15
3.	29	vs. Northwestern	3/1/07
4.	28	vs. Michigan State	3/7/08
5.	27	vs. Indiana	3/1/01
6.	26	vs. Ohio State	3/3/18
7.	24	vs. Penn State	3/2/17
8.	23	vs. Ohio State	3/6/15
	23	vs. Illinois	3/1/97
10.	22	vs. Purdue	3/4/05
	22	vs. Iowa	3/7/03

Free Throw Pct.

1.	1.000	vs. Indiana (17-17)	3/7/19
2.	.938	vs. Wisconsin (15-16)	3/1/02
3.	.923	vs. Penn State (12-13)	3/4/10
4.	.870	vs. Illinois (20-23)	3/1/97
5.	.867	vs. Michigan State (13-15)	3/7/05
6.	.857	vs. Wisconsin (12-14)	3/1/12
7.	.815	vs. Indiana (22-27)	3/1/01
8.	.810	vs. Michigan (17-21)	2/26/99
9.	.808	vs. Ohio State (21-26)	3/3/18
10.	.800	vs. Maryland (12-15)	3/3/17
	.800	vs. Wisconsin (12-15)	3/6/14

Total Rebounds

1.	51	vs. Wisconsin	3/1/12
	51	vs. Northwestern	3/4/04
	51	vs. Ohio State	3/1/96
4.	49	vs. Penn State	3/2/17
	49	vs. Northwestern	3/1/07
6.	48	vs. Ohio State	3/3/18
7.	47	vs. Ohio State	3/6/15
8.	46	vs. Wisconsin	3/6/14
9.	45	vs. Ohio State	3/5/20
	45	vs. Michigan State	3/7/05

Assists

1.	20	vs. Penn State	3/4/20
2.	19	vs. Iowa	3/7/03
3.	18	vs. Purdue	3/5/15
	18	vs. Nebraska	3/7/14
5.	17	vs. Wisconsin	3/6/14
	17	vs. Michigan State	3/2/07
7.	16	vs. Ohio State	3/3/18
	16	vs. Ohio State	3/6/15
	16	vs. Illinois	3/1/97
10.	15	vs. Wisconsin	3/1/12
	15	vs. Ohio State	3/6/05
	15	vs. Ohio State	3/5/04

Steals

1.	15	vs. Ohio State	3/5/04
	15	vs. Iowa	3/7/03
	15	vs. Ohio State	3/1/96
4.	14	vs. Northwestern	3/3/11
5.	12	vs. Wisconsin	3/6/14
6.	11	vs. Penn State	3/4/20
	11	vs. Iowa	3/2/18
	11	vs. Northwestern	3/3/16
	11	vs. Wisconsin	2/28/97
10.	10	vs. Michigan State	3/2/07
	10	vs. Wisconsin	3/1/02
	10	vs. Illinois	3/1/97

Blocked Shots

1.	12	vs. Ohio State	3/6/15
2.	7	vs. Wisconsin	3/6/14
3.	6	vs. Penn State	3/4/20
	6	vs. Indiana	3/7/19
	6	vs. Ohio State	3/3/18
6.	5	vs. Maryland	3/3/17
	5	vs. Penn State	3/2/17
	5	vs. Wisconsin	2/28/97
9.	4	vs. Iowa	3/6/09
	4	vs. Wisconsin	2/27/98

Turnovers Forced

1.	26	vs. Ohio State	3/1/96
2.	22	vs. Illinois	3/1/97
3.	21	vs. Northwestern	3/3/11
	21	vs. Michigan State	3/2/07
	21	vs. Northwestern	3/1/07
6.	20	vs. Ohio State	3/5/04
7.	19	vs. Penn State	3/4/20
	19	vs. Iowa	3/2/18
	19	vs. Iowa	3/7/03
	19	vs. Wisconsin	3/2/00
	19	vs. Wisconsin	2/27/98

\$ - Big Ten Record

1982	(0-1)		
2/12	L	Ohio State 68, Minnesota 66	Quarters
1995	(0-1)		
3/3	L	#9 Iowa 57, #8 Minnesota 44	1st Round
1996	(0-1)		
3/11	L	#6 Ohio State 78, #11 Minnesota 64	1st Round
1997	(1-1)		
2/28	W	#11 Minnesota 80, #6 Wisconsin 75	1st Round
3/1	L	#3 Illinois 98, #11 Minnesota 76	Quarters

BIG TEN TOURNAMENT RESULTS

1998	(0-1)				Record vs. Opponent	
2/27	L	#6 Wisconsin 65, #11 Minnesota 47	1st Round		Illinois	0-1
1999	(0-1)				Indiana	0-3
2/26	L	#6 Michigan 74, #11 Minnesota 55	1st Round		Iowa	1-3
2000	(0-1)				Maryland	0-1
3/2	L	#6 Wisconsin 56, #11 Minnesota 49	1st Round		Michigan	0-1
2001	(0-1)				Michigan State	0-3
3/1	L	#7 Indiana 78, #10 Minnesota 56	1st Round		Nebraska	0-1
2002	(0-1)				Northwestern	2-2
3/1	L	#6 Wisconsin 74, #3 Minnesota 64	Quarters		Ohio State	1-7
2003	(0-1)				Penn State	2-2
3/7	L	#7 Iowa 80, #2 Minnesota 77	Quarters		Purdue	2-0
2004	(1-1)				Wisconsin	3-3
3/4	W	#6 Minnesota 68, #11 Northwestern 47	1st Round		Total	11-27
3/5	L	#3 Ohio State 58, #6 Minnesota 50	Quarters	Record by Seed		
2005	(2-1)				#1	0-0
3/4	W	#4 Minnesota 71, #5 Purdue 68	Quarters		#2	0-1
3/6	W	#4 Minnesota 66, #1 Ohio State 63 (OT)	Semis		#3	0-2
3/7	L	#2 Michigan State 55, #4 Minnesota 49	Finals		#4	3-3
2006	(0-1)				#5	0-2
3/3	L	#6 Indiana 61, #3 Minnesota 46	Quarters		#6	4-4
2007	(1-1)				#7	0-1
3/1	W	#6 Minnesota 60, #11 Northwestern 43	1st Round		#8	1-3
3/2	L	#3 Michigan State 77, #6 Minnesota 68	Quarters		#9	0-1
2008	(0-1)				#10	1-2
3/7	L	#5 Michigan State 56, #4 Minnesota 51	Quarters		#11	2-7
2009	(0-1)				#12	0-0
3/6	L	#4 Iowa 79, #5 Minnesota 64	Quarters		#13	0-0
2010	(0-1)				#14	0-0
3/4	L	#6 Penn State 63, #11 Minnesota 52	1st Round		Total	11-26*
2011	(0-1)				Record vs. Seed	
3/3	L	#8 Northwestern 53, #9 Minnesota 44	1st Round		#1	1-2
2012	(1-1)				#2	0-2
3/1	W	#8 Minnesota 81, #9 Wisconsin 49	1st Round		#3	0-5
3/2	L	#1 Penn State 78, #8 Minnesota 74	Quarters		#4	0-1
2013	(0-1)				#5	2-1
3/7	L	#9 Ohio State 58, #8 Minnesota 47	1st Round		#6	2-8
2014	(1-1)				#7	1-2
3/6	W	#6 Minnesota 74, #11 Wisconsin 68 (OT)	1st Round		#8	0-1
3/7	L	#3 Nebraska 80, #6 Minnesota 67	Quarters		#9	1-2
2015	(1-1)				#10	0-1
3/5	W	#6 Minnesota 82, #14 Purdue 78	2nd Round		#11	2-0
3/6	L	#3 Ohio State 83, #6 Minnesota 71	Quarters		#12	0-1
2016	(0-1)				#13	0-0
3/3	L	#12 Northwestern 84, #5 Minnesota 74	2nd Round		#14	2-0
2017	(1-1)				Total	11-26*
3/2	W	#10 Minnesota 70, #7 Penn State 64	2nd Round	*The Big Ten Record Book does not list a seed for the 1982 B1G Tournament		
3/3	L	#2 Maryland 92, #10 Minnesota 80	Quarters			
2018	(1-1)				Record by Round	
3/2	W	#4 Minnesota 90, #5 Iowa 89	Quarters		Finals	0-1
3/3	L	#1 Ohio State 98, #4 Minnesota 88	Semis		(2005)	
2019	(0-1)				Semifinals	1-1
3/7	L	#10 Indiana 66, #7 Minnesota 58	2nd Round		(2005, '18)	
2020	(1-1)				Quarterfinals	2-13
3/4	W	#11 Minnesota 85, #14 Penn State 65	1st Round		(1982, '97, '02, '03, '04, '05, '06, '07, '08, '09, '12, '14, '15, '17, '18)	
3/5	L	#6 Ohio State 77, #11 Minnesota 56	2nd Round		Second Round	2-3
					(2015, '16, '17, '19, '20)	
					First Round	6-9
					(1995, '96, '97, '98, '99, '00, '01, '04, '07, '10, '11, '12, '13, '14, '20)	

› 1971-72

5-3 overall

Head Coach: Joan Stevenson

No Game Information Available

› 1972-73

8-8 overall

Head Coach: Deb Wilson

No Game Information Available

› 1973-74

3-10 overall (Williams Arena: 3-5, Away: 0-5)

Head Coach: Linda Wells

Date	Rk	Opponent	W/L	Score
1/15	NA	at Martin Luther College	L	37-44
1/18	NA	at Minnesota Duluth	L	37-38
1/22	NA	Minnesota State Mankato	L	42-43
1/28	NA	at SW Minnesota State	L	43-58
1/31	NA	Winona State	L	46-47
2/4	NA	Minnesota Duluth	W	38-37
2/8	NA	Wisconsin-La Crosse	L	21-49
2/12	NA	at Minnesota State Mankato	L	40-46
2/15	NA	St. Cloud State	L	
2/18	NA	Wisconsin-Superior	W	54-36
2/21	NA	St. Teresa's ¹	W	59-21
2/22	NA	Bemidji State ¹	L	40-46
2/28	NA	at Wisconsin-River Falls	L	51-56

¹ - MWIAA State Tournament (Minneapolis)

› 1974-75

7-12 overall

Williams Arena: 4-6, Away: 2-4, Neutral: 1-2

Head Coach: Jenny Johnson

Date	Rk	Opponent	W/L	Score
12/6	NA	vs. Wisconsin ¹	L	45-55
	NA	at Iowa ¹	L	33-55
	NA	vs. Indiana ¹	L	37-93
12/7	NA	vs. Illinois ¹	W	53-50
	NA	Wisconsin-River Falls	W	61-30
	NA	at Winona State	L	51-58
	NA	at St. Cloud State	W	58-56
	NA	Concordia-St. Paul	W	48-42
	NA	at Minnesota State Mankato	L	37-46
1/31	NA	SW Minnesota State	L	43-46
	NA	Winona State	L	43-61
2/6	NA	Minnesota State Mankato	L	49-50
	NA	at Wisconsin-La Crosse	L	41-66
2/13	NA	St. Cloud State	W	43-39
	NA	at Minnesota Duluth	W	60-45
2/17	NA	John F. Kennedy	L	40-68
3/1	NA	South Dakota State	L	42-46
	NA	Carleton ²	W	63-40
	NA	Minnesota State Mankato ²	L	49-52

¹ - Big Ten Tournament (UO), (Iowa City, Iowa)

² - MWIAA State Tournament (Minneapolis)

› 1975-76

14-11 overall

Williams Arena: 6-6, Away: 7-4, Neutral: 1-1

Head Coach: Jenny Johnson

Date	Rk	Opponent	W/L	Score
12/2	NA	at Minnesota State Mankato	W	73-44
12/5	NA	Lakehead	W	53-49
12/6	NA	Lakehead	L	48-51
12/9	NA	Winnipeg	L	35-57
1/8	NA	Concordia College	L	48-52

1/10	NA	Grand View	L	36-69
1/12	NA	at Minnesota Duluth	W	55-29
1/16	NA	Minnesota State Mankato	W	59-36
1/17	NA	Bemidji State	W	54-41
1/20	NA	at Winona State	W	47-42
1/21	NA	at Wisconsin-River Falls	W	51-37
1/23	NA	at South Dakota State	L	38-49
1/24	NA	at SW Minnesota State	L	56-60
1/26	NA	at Martin Luther College	W	73-69
1/30	NA	St. Cloud State	W	66-56
2/3	NA	at Concordia-St. Paul	W	61-55
2/6	NA	vs. Ohio State ¹	L	34-66
2/6	NA	vs. Michigan ¹	W ot	68-67
2/7	NA	at Illinois ¹	L	54-62
2/10	NA	at St. Cloud State	L	53-58
2/11	NA	at Wisconsin-Eau Claire	W	53-51
2/14	NA	Wisconsin-La Crosse	L	52-68
2/19	NA	St. Catherine's ²	W	50-24
2/19	NA	Martin Luther College ²	L	54-59
3/1	NA	North Iowa CC	W	61-51

¹ - Big Ten Tournament (UO), (Champaign, Ill.)

² - MWIAA State Tournament (Minneapolis)

› 1976-77

15-14 overall

Williams Arena: 8-4, Away: 6-7, Neutral: 1-3

Head Coach: Jenny Johnson

Date	Rk	Opponent	W/L	Score
12/2	--	at Wisconsin-Eau Claire	W	62-47
12/5	--	at Winnipeg	L	55-69
1/1	--	at Lakehead	L	66-68
1/2	--	at Lakehead	W	80-59
1/7	--	Minnesota State Mankato	W	60-25
1/10	--	Wisconsin-River Falls	W	67-43
1/11	--	Winona State	W	67-56
1/14	--	at Martin Luther College	W	71-34
1/15	--	at St. Cloud State	L	48-49
1/18	--	at Minnesota State Mankato	W	60-35
1/21	--	at Concordia College	W	57-56
1/21	--	vs. North Dakota ¹	L	43-65
1/22	--	at Minnesota State Moorhead	W	57-56
1/24	--	Minnesota Duluth	W	52-41
1/26	--	Concordia-St. Paul	W	88-74
2/1	--	at St. Cloud State	L	36-60
2/5	--	at Simpson College	L	60-62
2/7	--	at North Iowa CC	L	57-63
2/11	--	vs. Northwestern ²	L	68-73
2/11	--	vs. Michigan ²	W	67-61
2/12	--	vs. Illinois ²	L	45-57
2/16	--	Martin Luther College	W	76-37
2/22	--	at Wisconsin-La Crosse	L	56-67
2/25	--	Minnesota State Mankato ³	W	60-44
2/25	--	St. Cloud State ³	L	46-49
2/26	--	Minnesota State Mankato ³	W	48-44
2/26	--	St. Cloud State ⁴	L	60-67
3/23	--	#1 Delta State ⁴	L	43-87
3/24	--	Missouri ⁴	L	39-60

¹ - at Moorhead, Minn.

² - Big Ten Tournament (UO), (West Lafayette, Ind.)

³ - MWIAA State Tournament (Minneapolis)

⁴ - AIAW National Tournament (Minneapolis)

› 1977-78

24-10 overall

Williams Arena: 10-0, Away: 11-6, Neutral: 3-4

Head Coach: Ellen Mosher Hanson

National Women's Invitational Tournament (NWIT)

Date	Rk	Opponent	W/L	Score
11/25	--	vs. Indiana State ¹	L	52-66
11/26	--	vs. Creighton ¹	W	70-53
12/2	--	Lakehead	W	71-42
12/3	--	Lakehead	W	50-49
12/7	--	Wisconsin-Eau Claire	W	53-44
12/17	--	at William Penn	L	63-70
12/29	--	at Kansas State	L	30-70
12/30	--	at Nebraska	L	67-68
1/6	--	Minnesota State Mankato	W	100-62
1/13	--	at Iowa State	L	70-76
1/14	--	at Grand View	W	64-62
1/17	--	at Winona State	W	79-64
1/18	--	Wisconsin-La Crosse	W	94-88
1/19	--	St. Cloud State	W	58-48
1/21	--	at Minnesota Duluth	W	99-52
1/25	--	at SW Minnesota State	W	83-66
1/28	--	at South Dakota State	W	81-56
1/31	--	at Minnesota State Mankato	W	91-66
2/1	--	at St. Cloud State	W	76-72
2/3	--	Simpson College	W	82-59
2/4	--	Bemidji State	W	65-53
2/6	--	at Martin Luther College	W	83-39
2/10	--	at Purdue ²	W	86-68
2/11	--	vs. Indiana ²	W	64-38
2/12	--	vs. Ohio State ²	L	62-77
2/13	--	at Concordia-St. Paul	W	68-66
2/15	--	St. Catherine's	W	71-52
2/18	--	at Iowa	W	83-79
2/20	--	at Wisconsin-La Crosse	L	71-107
2/25	--	St. Cloud State ³	W	70-53
3/9	--	at Kansas State ⁴	L	81-96
3/16	--	vs. #15 Texas ⁵	L	56-91
3/17	--	vs. Kansas ⁵	L	65-86
3/18	--	vs. Fort Valley State ⁵	W	75-74

¹ - Drake Thanksgiving Tournament (Des Moines, Iowa)

² - Big Ten Tournament (UO) (West Lafayette, Ind.)

³ - MWIAA State Tournament (Minneapolis)

⁴ - AIAW Region VI Tournament (Manhattan, Kan.)

⁵ - NWIT (Amarillo, Texas)

› 1978-79

17-15 overall

Williams Arena: 8-2, Away: 4-8, Neutral: 5-5

Head Coach: Ellen Mosher Hanson

National Women's Invitational Tournament (NWIT)

Date	Rk	Opponent	W/L	Score
11/18	--	at #19 Missouri	L	57-82
11/27	--	at #15 Kansas	L	63-81
11/28	--	at Nebraska	L	57-59
12/2	--	Iowa State	W	85-73
12/14	--	at #10 Texas	L	53-114
12/16	--	at Baylor	L	71-72
12/20	--	St. Cloud State	W	71-49
12/22	--	at William Penn	W ot	87-85
12/23	--	at Iowa	L	82-91
1/3	--	Nebraska	W	63-55
1/6	--	Kansas State	L	62-100
1/11	--	vs. Temple JC ¹	W	91-67
1/12	--	vs. Omaha ¹	W	76-65
1/13	--	vs. Memphis ¹	L	80-83

1/20	--	#19 Drake	W	70-66
1/23	--	Minnesota State Mankato	W	82-55
1/26	--	vs. #19 Kansas ²	L	73-79
1/27	--	at Kansas State ²	W	68-66
1/31	--	at St. Cloud State	W	72-66
2/3	--	Iowa	W	90-79
2/9	--	vs. Iowa ³	W	86-64
2/9	--	vs. Northwestern ³	L	63-78
2/10	--	vs. Ohio State ³	L	75-83
2/14	--	at Minnesota State Mankato	W	72-52
2/17	--	Wisconsin-La Crosse	W	74-69
2/20	--	at Drake	L	77-80
2/24	--	St. Cloud State ⁴	W	76-69
2/27	--	at Wisconsin-La Crosse	L	77-93
3/9	--	Kansas State ⁵	L	80-84
3/15	--	vs. Oregon ⁶	L	74-85
3/16	--	vs. California ⁶	W	73-85
3/17	--	vs. Mississippi ⁶	W	81-73

¹ - CMSU Jennies Classic (Warrensburg, Mo.)

² - Kansas State Classic (Manhattan, Kan.)

³ - Big Ten Tournament (UO), (Bloomington, Ind.)

⁴ - MAIAW State Tournament (Minneapolis)

⁵ - AIAW Region VI Tournament (Minneapolis)

⁶ - NWIT (Amarillo, Texas)

› 1979-80

18-11 overall

Williams Arena: 9-1, Away: 6-5, Neutral: 3-5

Head Coach: Ellen Mosher Hanson

Date	Rk	Opponent	W/L	Score
11/17	--	Missouri	W	ot 88-82
11/28	--	Drake	W	85-71
12/1	--	vs. Rhode Island ¹	W	90-78
12/2	--	at Montclair State ¹	L	60-74
12/3	--	at Iowa State	W	78-53
12/15	--	Creighton	W	92-58
12/18	--	at Portland State ²	W	78-64
12/19	--	vs. #11 UCLA ²	L	63-78
12/20	--	vs. #6 NC State ²	L	67-74
12/22	--	William Penn	W	75-70
12/30	--	Manitoba	W	108-30
1/11	--	Southern Illinois	W	75-54
1/12	--	at South Dakota	W	87-64
1/23	--	St. Cloud State	W	66-60
1/25	--	vs. #10 NC State ³	L	52-74
1/26	--	at North Carolina	W	80-78
1/31	--	South Dakota	W	98-52
2/2	--	#9 Kansas	L	72-93
2/8	--	at Wisconsin ⁴	W	80-66
2/9	--	vs. Michigan State ⁴	W	64-59
2/10	--	vs. Northwestern ⁴	L	72-86
2/12	--	at Iowa	L	68-70
2/15	--	at #11 Kansas State	L	68-103
2/20	--	at Drake	L	69-77
2/23	--	Iowa	W	92-67
2/28	--	at South Dakota	W	78-68
3/1	--	at Nebraska ⁵	L	59-72
3/7	--	vs. NW Missouri State ⁶	W	67-54
3/8	--	vs. #12 Kansas State ⁶	L	63-70

¹ - Montclair State Classic (Montclair, N.J.)

² - Giusti Tournament of Champions (Portland, Ore.)

³ - at Chapel Hill, N.C.

⁴ - Big Ten Tournament (UO), (Madison, Wis.)

⁵ - AIAW Sub Regional (Lincoln, Neb.)

⁶ - AIAW Region VI Tournament (Warrensburg, Mo.)

› 1980-81

28-7 overall

Williams Arena: 13-2, Away: 9-4, Neutral: 6-1

Head Coach: Ellen Mosher Hanson

AIAW National Tournament

Final AP Rank: 18

Date	Rk	Opponent	W/L	Score
11/20	--	at Missouri	W	89-82
11/22	--	at Iowa	W	94-71
11/28	--	Oklahoma State ¹	W	81-60
11/29	--	Louisville ¹	W	101-72
12/5	--	at #15 Stephen F. Austin ²	L	72-91
12/6	--	vs. Valdosta State ²	W	76-63
12/9	--	at Drake	L	77-81
12/19	--	vs. Harvard ³	W	101-42
12/20	--	at Princeton ³	W	72-64
12/22	--	at #18 Maryland	L	74-86
12/23	--	at St. John's	W	78-63
1/3	--	Ohio State	W	71-60
1/5	--	Iowa State	W	75-43
1/8	--	vs. New Mexico ⁴	W	73-53
1/9	--	vs. #16 Kansas State ⁴	W	71-70
1/10	--	vs. #13 Stephen F. Austin ⁴	L	62-77
1/17	--	at Wisconsin	W	84-68
1/19	--	at Southern Illinois	W	85-63
1/24	--	#16 Kansas State	W	70-54
1/27	18	at Iowa State	W	88-49
1/30	18	Iowa	W	71-52
1/31	18	Northwestern	W	87-83
2/7	19	South Dakota	W	77-68
2/13	18	vs. Wisconsin ⁵	W	79-68
2/14	18	vs. Ohio State ⁵	W	65-48
2/15	18	at Northwestern ⁵	W	79-73
2/18	18	Drake	W	77-66
2/21	18	at South Dakota	W	96-70
2/25	15	at #3 Kansas	L	74-83
2/28	15	Indiana	W	81-74
3/7	15	Wisconsin	W	66-56
3/13	15	Wichita State ⁶	W	83-61
3/14	15	Missouri ⁶	W	75-65
3/15	15	#6 Kansas ⁶	L	61-67
3/18	15	Jackson State ⁷	L	65-68

¹ - Thanksgiving Classic (Minneapolis)

² - Stephen F. Austin Invite (Nacogdoches, Texas)

³ - Princeton Invitational (Princeton, N.J.)

⁴ - Shocker Pizza Hut Classic (Wichita, Kan.)

⁵ - Big Ten Tournament (UO), (Evanston, Ill.)

⁶ - AIAW Region VI Tournament (Minneapolis)

⁷ - AIAW National Tournament (Minneapolis)

› 1981-82

18-10 overall

Williams Arena: 6-1, Away: 6-8, Neutral: 6-1

Head Coach: Ellen Mosher Hanson

AIAW National Tournament

Date	Rk	Opponent	W/L	Score
11/15	--	at Iowa	W	77-52
11/21	--	at Wisconsin	W	72-63
11/28	--	LSU	W	75-73
12/1	--	Drake	L	58-78
12/5	--	vs. San Francisco ¹	W	98-66
12/6	--	at Washington State ¹	W	82-68
12/8	--	at Iowa State	L	62-68
12/19	--	at #5 Long Beach State	L	59-81
12/23	--	at #4 USC	L	52-91
1/6	--	National College	W	81-44

1/9	--	at Indiana	W	79-65
1/23	--	Wisconsin	W	73-60
1/25	--	Iowa	W	90-43
1/29	--	at Illinois-Chicago	L	61-62
1/30	--	at Northwestern	W	71-63
2/2	--	at Drake	L	60-87
2/6	--	at Kansas State	L	68-77
2/12	--	vs. Ohio State ²	L	66-68
2/17	--	Iowa State	W	84-56
2/20	--	Kansas	W	73-57
2/26	--	vs. Washington ³	W	80-79
2/27	--	vs. #15 Arizona State ³	W	76-58
2/28	--	vs. Indiana ³	W	70-66
3/3	--	at Missouri	L	57-58
3/12	--	vs. Iowa State ⁴	W	81-62
3/13	--	at Central Missouri ⁴	W	76-71
3/21	--	vs. St. John's ⁵	W	68-56
3/23	--	at #10 Rutgers ⁵	L	75-83

¹ - Dial Classic (Pullman, Wash.)

² - Big Ten Tournament (UO), (East Lansing, Mich.)

³ - Northern Lights Tournament (Anchorage, Alaska)

⁴ - AIAW Region VI Tournament (Warrensburg, Mo.)

⁵ - AIAW National Tournament (Piscataway, N.J.)

› 1982-83

20-7 overall, 13-5 Big Ten (1-3rd place)

Williams Arena: 13-1, Away: 6-5 Neutral: 1-1

Head Coach: Ellen Mosher Hanson

Date	Rk	Opponent	W/L	Score
11/26	--	DePaul ¹	W	82-64
11/27	--	Memphis ¹	W	84-76
12/1	--	Northern Illinois	W	91-70
12/5	--	Illinois-Chicago	W	81-49
12/7	--	at North Dakota State	W	90-61
12/18	20	Kansas	L	72-78
12/20	--	at Nebraska	W	81-70
12/28	--	vs. Cleveland State ²	W	ot 84-81
12/30	--	vs. #9 Georgia ²	L	61-65
1/7	--	at Illinois*	W	91-75
1/9	--	at Purdue*	W	86-75
1/14	--	Michigan*	W	90-43
1/16	--	Michigan State*	W	75-65
1/21	--	at Iowa*	W	73-62
1/23	--	at Northwestern*	L	67-72
1/28	--	Wisconsin*	W	73-60
2/4	--	Indiana*	W	86-80
2/6	--	Ohio State*	W	68-56
2/11	--	at Ohio State*	L	48-79
2/13	--	at Indiana*	L	69-80
2/18	--	at Wisconsin*	W	77-71
2/25	--	Northwestern*	L	92-97
2/27	--	Iowa*	W	78-53
3/4	--	at Michigan State*	L	79-94
3/6	--	at Michigan*	W	84-77
3/10	--	Purdue*	W	115-88
3/12	--	Illinois*	W	89-65

¹ - Dial Classic (Minneapolis)

² - Dial Classic (Miami, Fla.)

› 1983-84

12-15 overall, 9-9 Big Ten (7th place)

Williams Arena: 7-5, Away: 4-8, Neutral: 1-2

Head Coach: Ellen Mosher Hanson

Date	Rk	Opponent	W/L	Score
11/25	--	Miami (Ohio) ¹	W	76-58
11/26	--	Arkansas ¹	L	60-76
11/30	--	Iowa State	W	61-48
12/4	--	at #7 Tennessee	L	50-54
12/6	--	at #17 Western Kentucky	L	61-69
12/16	--	South Dakota State	Cancelled	
12/18	--	at Central Michigan	L	71-92
12/28	--	vs. #20 Cheyenne State ²	L	71-79
12/29	--	vs. Youngstown State ²	W	92-73
12/30	--	vs. Villanova ²	L	69-76
1/6	--	Illinois*	W	71-57
1/8	--	Purdue*	W	83-67
1/13	--	at Michigan*	W	81-75
1/15	--	at Michigan State*	L	67-92
1/20	--	Iowa*	W	57-55
1/22	--	Northwestern*	L	73-82
1/27	--	at Wisconsin*	L	59-63
2/3	--	at Indiana*	W	75-67
2/5	--	at Ohio State*	L	79-106
2/10	--	Ohio State*	L	63-80
2/12	--	Indiana*	L	65-78
2/17	--	Wisconsin*	W	62-51
2/24	--	at Northwestern*	L	68-74
2/26	--	at Iowa*	L	58-79
3/2	--	Michigan State*	L	60-66
3/4	--	Michigan*	W	89-78
3/8	--	at Purdue*	W ot	71-69
3/10	--	at Illinois*	W	71-67

¹ - Dial Classic (Minneapolis)

² - La Salle Invitational (Philadelphia, Pa.)

› 1984-85

18-10 overall, 13-5 Big Ten (3rd place)

Williams Arena: 9-3, Away: 7-6, Neutral: 2-1

Head Coach: Ellen Mosher Hanson

Date	Rk	Opponent	W/L	Score
11/22	--	at Wayland Baptist ¹	L	52-59
11/23	--	vs. Texas-San Antonio ¹	W	60-57
11/24	--	vs. Florida A&M ¹	L	57-66
11/30	--	Nebraska ²	W	90-79
12/1	--	#7 Louisiana Monroe ²	L	66-82
12/9	--	Drake	W	68-58
12/14	--	vs. Colorado ³	W	84-61
12/16	--	at Montana ³	L	71-83
12/27	--	at #12 San Diego State	L	66-82
12/31	--	at Texas-San Antonio	W	86-72
1/4	--	at Illinois*	W	77-61
1/6	--	at Purdue*	W	69-64
1/11	--	at Iowa*	L	38-60
1/18	--	Michigan*	W	76-49
1/20	--	Michigan State*	W	84-70
1/25	--	at Wisconsin*	W	59-58
1/27	--	at Northwestern*	L	74-80
2/1	--	#8 Ohio State*	L	58-64
2/3	--	Indiana*	W	69-65
2/8	--	Iowa*	L	58-66
2/15	--	at Michigan State*	W	68-62
2/17	--	at Michigan*	W	84-75
2/22	--	Northwestern*	W	82-70
2/24	--	Wisconsin*	W	79-70
3/1	--	at Indiana*	W	90-77

3/3	--	at #7 Ohio State*	L	72-85
3/7	--	Purdue*	W	97-83
3/9	--	Illinois*	W	74-67

¹ - Queens Classic (Plainview, Texas)

² - Dial Classic (Minneapolis)

³ - Lady Griz Classic (Missoula, Mont.)

› 1985-86

8-20 overall, 4-14 Big Ten (9th place)

Williams Arena: 8-6, Away: 0-12, Neutral: 0-2

Head Coach: Ellen Mosher Hanson

Date	Rk	Opponent	W/L	Score
11/22	--	vs. Western Michigan ¹	L	74-77
11/23	--	vs. Providence ¹	L	74-82
11/27	--	#16 San Diego State	W	72-69
11/29	--	New Mexico ²	W	68-57
11/30	--	Kansas State ²	L	50-87
12/7	--	Wyoming	W	71-53
12/8	--	North Dakota	W	92-66
12/17	--	at Drake	L	71-81
12/19	--	at Missouri	L	74-93
12/30	--	at Colorado	L	69-76
1/3	--	Illinois*	L	63-82
1/5	--	Purdue*	W	75-66
1/10	--	#17 Iowa*	L	63-66
1/17	--	at Michigan*	L	56-70
1/19	--	at Michigan State*	L	60-62
1/24	--	Wisconsin*	W	75-58
1/26	--	Northwestern*	W	75-70
1/31	--	at #13 Ohio State*	L	65-95
2/2	--	at Indiana*	L	67-80
2/7	--	at #18 Iowa*	L	51-61
2/14	--	Michigan State*	W	73-62
2/16	--	Michigan*	L	60-74
2/21	--	at Northwestern*	L	66-77
2/23	--	at Wisconsin*	L	52-62
2/28	--	Indiana*	L	69-75
3/2	--	#11 Ohio State*	L	70-77
3/6	--	at Purdue*	L	78-95
3/8	--	at Illinois*	L	68-79

¹ - Lady Lion Classic (University Park, Pa.)

² - Dial Classic (Minneapolis)

› 1986-87

9-19 overall, 4-14 Big Ten (t-8th place)

Williams Arena: 7-7, Away: 1-12, Neutral: 1-0

Head Coach: Ellen Mosher Hanson

Date	Rk	Opponent	W/L	Score
11/28	--	Northern Illinois ¹	W	87-71
11/29	--	#4 Auburn ¹	L	46-101
12/1	--	at Kansas State	L	68-79
12/2	--	at Kansas	L	74-87
12/5	--	Illinois State	W	72-67
12/6	--	South Dakota	W	80-61
12/19	--	vs. South Carolina State ²	W	73-60
12/20	--	at Florida International	L	69-87
12/22	--	at Miami	L	64-77
12/30	--	Colorado	W ot	76-74
1/2	--	at Northwestern*	L	48-88
1/4	--	at Wisconsin*	L	73-81
1/9	--	at #14 Iowa*	L	40-81
1/16	--	Purdue*	L	60-62
1/18	--	#19 Illinois*	L	59-79
1/23	--	at #17 Ohio State*	L	53-79
1/25	--	at Indiana*	L	57-71
1/30	--	Michigan*	W	81-73

2/1	--	Michigan State*	L	64-70
2/6	--	#12 Iowa*	L	60-78
2/13	--	at Illinois*	L	60-64
2/15	--	at Purdue*	L	61-95
2/20	--	Indiana*	W	60-44
2/22	--	#10 Ohio State*	L	76-82
2/27	--	at Michigan State*	L	62-73
3/1	--	at Michigan*	W	92-60
3/5	--	Wisconsin*	W	70-45
3/7	--	Northwestern*	L	48-79

¹ - Dial Classic (Minneapolis)

² - at Miami, Fla.

› 1987-88

9-18 overall, 5-13 Big Ten (8th place)

Williams Arena: 5-8, Away: 3-10, Neutral: 1-0

Head Coach: LaRue Fields

Date	Rk	Opponent	W/L	Score
11/27	--	Wichita State ¹	W ot	78-71
11/28	--	Miami ¹	W	76-72
12/2	--	at Drake	L	65-74
12/5	--	at Illinois State	L	60-82
12/19	--	Missouri	W	71-61
12/20	--	Kansas	L	72-78
12/29	--	at #12 Stanford ²	L	64-87
12/30	--	vs. Simon Fraser ²	W	84-61
1/2	--	at #14 Washington	L	64-83
1/8	--	Northwestern*	W	82-77
1/10	--	Wisconsin*	L	67-75
1/15	--	#1 Iowa*	L	41-84
1/22	--	at Purdue*	L	72-86
1/24	--	at Illinois*	W	59-55
1/29	--	#8 Ohio State*	L	59-91
1/31	--	Indiana*	W	82-71
2/5	--	at Michigan*	L	71-83
2/7	--	at Michigan State*	L	53-65
2/12	--	at #1 Iowa*	L	51-100
2/19	--	Illinois*	L	79-82
2/21	--	Purdue*	L	60-73
2/26	--	at Indiana*	W	62-61
2/28	--	at #7 Ohio State*	L	48-88
3/4	--	Michigan State*	L	57-73
3/6	--	Michigan*	L	77-86
3/7	--	at Wisconsin*	W	73-71
3/12	--	at Northwestern*	L	57-68

¹ - Dial Classic (Minneapolis)

² - Cardinal Classic (Palo Alto, Calif.)

› 1988-89

7-21 overall, 4-14 Big Ten (10th place)

Williams Arena: 6-7, Away: 0-14, Neutral: 1-0

Head Coach: LaRue Fields

Date	Rk	Opponent	W/L	Score
11/25	--	at Nebraska ¹	L	77-90
11/26	--	vs. Washington State ¹	W	97-67
12/2	--	Radford ²	W	76-56
12/3	--	Texas A&M ²	W	79-67
12/11	--	at Kansas	L	60-64
12/17	--	at Northern Illinois	L	75-104
12/19	--	at Iowa State	L	54-77
12/21	--	at North Carolina	L	96-109
12/29	--	Drake	L	81-84
12/31	--	Washington	L	59-74
1/6	--	Michigan State*	L	78-82
1/8	--	Michigan*	W	84-69
1/13	--	at #9 Purdue*	L	67-88

› YEAR-BY-YEAR RESULTS ‹

1/15	--	at Illinois*	L	60-71
1/21	--	at #5 Iowa*	L	54-97
1/27	--	Ohio State*	L	82-106
1/29	--	Indiana*	W ot	86-85
2/3	--	at Northwestern*	L	60-69
2/5	--	at Wisconsin*	L	61-78
2/10	--	Illinois*	W	88-78
2/12	--	#10 Purdue*	L	79-82
2/17	--	#7 Iowa*	L	73-80
2/24	--	at #20 Ohio State*	L	71-103
2/26	--	at Indiana*	L	84-94
3/3	--	Wisconsin*	W	83-58
3/5	--	Northwestern*	L	86-89
3/9	--	at Michigan State*	L	54-88
3/11	--	at Michigan*	L	64-81

¹- Nebraska Invitational (Lincoln, Neb.)

²- Dial Classic (Minneapolis)

› 1989-90

8-20 overall, 3-15 Big Ten (t-9th place)

Williams Arena: 6-8, Away: 0-12, Neutral: 2-0

Head Coach: LaRue Fields

Date	Rk	Opponent	W/L	Score
11/24	--	vs. Arkansas State ¹	W	83-67
11/25	--	vs. Sam Houston State ¹	W	98-77
11/28	--	Northern Illinois	L	75-98
12/1	--	Northeastern ²	W	96-59
12/2	--	Central Michigan ²	L	60-72
12/10	--	Iowa State	W	86-81
12/16	--	at Sam Houston State	L	76-103
12/18	--	at Texas A&M	L	80-84
12/21	--	Bradley	W	77-69
12/30	--	at Kansas State	L	80-100
1/5	--	at Michigan*	L	53-70
1/7	--	at Michigan State*	L	52-77
1/12	--	#11 Purdue*	L	79-108
1/14	--	Illinois*	W	84-71
1/19	--	#13 Iowa*	L	43-79
1/26	--	at Ohio State*	L	58-64
1/28	--	at Indiana*	L	59-61
2/2	--	#19 Northwestern*	L	81-99
2/4	--	Wisconsin*	L	75-76
2/9	--	at #10 Purdue*	L	65-86
2/11	--	at Illinois*	L	62-86
2/16	--	at #14 Iowa*	L	58-87
2/23	--	Indiana*	W	85-67
2/25	--	Ohio State*	L	72-86
3/2	--	at Wisconsin*	L	82-94
3/4	--	at #13 Northwestern*	L	42-77
3/8	--	Michigan State*	W	66-65
3/10	--	Michigan*	L	69-80

¹- Sooner Thanksgiving Classic (Norman, Okla.)

²- Dial Classic (Minneapolis)

› 1990-91

6-22 overall, 2-16 Big Ten (10th place)

Williams Arena: 4-10, Away: 1-11, Neutral: 1-1

Head Coach: Linda Hill-MacDonald

Date	Rk	Opponent	W/L	Score
11/26	--	Marquette	W	80-65
11/28	--	Kansas	L	63-71
11/30	--	Illinois-Chicago ¹	W	79-59
12/1	--	Georgia Tech ¹	L	69-84
12/15	--	at #23 Connecticut	L	60-85
12/17	--	at Dartmouth	W	74-61
12/20	--	at Bradley	L	76-84

12/22	--	Oklahoma	L	75-85
12/29	--	vs. Stephen F. Austin ²	L	66-84
12/30	--	vs. Western Carolina ²	W	72-60
1/4	--	at #11 Northwestern*	L	49-90
1/6	--	at Wisconsin*	L	77-102
1/11	--	#7 Purdue*	L	60-106
1/13	--	Illinois*	L	60-78
1/18	--	at Ohio State*	L	64-78
1/20	--	at Indiana*	L	63-92
1/25	--	at #23 Iowa*	L	51-70
2/1	--	Michigan*	L	51-65
2/3	--	Michigan State*	W	58-55
2/8	--	at Illinois*	L	63-71
2/10	--	at #4 Purdue*	L	57-85
2/15	--	Indiana*	L	67-83
2/17	--	Ohio State*	L	52-64
2/22	--	#21 Iowa*	L	46-70
3/1	--	at Michigan State*	L	52-68
3/3	--	at Michigan*	L	70-74
3/7	--	Wisconsin*	W	76-62
3/9	--	#20 Northwestern*	L	78-87

¹- Dial Classic (Minneapolis)

²- Bowling Green Bank Invitational (Bowling Green, Ky.)

› 1991-92

8-19 overall, 3-15 Big Ten (t-9th place)

Williams Arena: 5-7, Away: 2-12, Neutral: 1-0

Head Coach: Linda Hill-MacDonald

Date	Rk	Opponent	W/L	Score
11/23	--	Green Bay	W	55-49
11/29	--	vs. Georgia Southern ¹	W	83-62
11/30	--	at #13 NC State ¹	L ot	100-108
12/14	--	Boston University ²	W	83-56
12/17	--	at South Florida	W	76-61
12/19	--	at Florida International	L	70-88
12/21	--	at Marquette	W	105-100
12/30	--	at #17 Kansas	L	42-95
1/10	--	at #5 Iowa*	L	68-85
1/12	--	#8 Penn State	L	64-75
1/17	--	Ohio State*	W	83-75
1/19	--	Indiana*	L	73-79
1/24	--	at Michigan*	L	77-83
1/26	--	at Michigan State*	L	66-75
1/31	--	#10 Purdue*	L	72-97
2/2	--	Illinois*	W	82-70
2/7	--	at Northwestern*	L	71-85
2/9	--	at #25 Wisconsin*	L	72-82
2/14	--	at Indiana*	L	67-73
2/16	--	at Ohio State*	L	56-65
2/21	--	Michigan State*	W ot	78-68
2/23	--	Michigan*	L	65-67
2/28	--	at Illinois*	L	61-72
3/1	--	at #13 Purdue*	L	63-78
3/6	--	#23 Wisconsin*	L	82-83
3/8	--	at Northwestern*	L	67-99
3/12	--	#7 Iowa*	L	47-65

¹- Ronald McDonald House Classic (Raleigh, N.C.)

²- Dial Classic (Minneapolis)

› 1992-93

14-12 overall, 9-9 Big Ten (5th place)

Williams Arena: 7-7, Away: 6-5, Neutral: 1-0

Head Coach: Linda Hill-MacDonald

Date	Rk	Opponent	W/L	Score
12/1	--	#16 Kansas	W	82-76
12/4	--	#5 Western Kentucky	L	64-92

12/13	--	Georgia Tech	L	62-82
12/19	--	at Santa Clara ¹	W	82-80
12/20	--	vs. Boise State ¹	W ot	95-91
12/28	--	at Green Bay	W	79-66
12/30	--	at Kansas State	W	58-44
1/5	--	Marquette	L	87-89
1/10	--	#5 Iowa*	L	47-75
1/12	--	at Wisconsin*	L	72-75
1/17	--	Illinois*	W	66-56
1/22	--	#15 Purdue*	W	67-51
1/24	--	#23 Indiana*	W	80-70
1/29	--	at Michigan State*	W	70-61
1/31	--	at Michigan*	W	71-62
2/5	--	#4 Penn State*	L	62-77
2/7	--	at Northwestern*	L	68-76
2/14	--	Northwestern*	W	72-70
2/19	--	at Indiana*	W	60-59
2/21	--	at Purdue*	L	64-72
2/26	--	Michigan*	W	85-69
2/28	--	Michigan State*	L	54-71
3/4	--	at #4 Ohio State*	L	76-95
3/7	--	at #8 Penn State*	L	78-99
3/10	--	Wisconsin*	W	91-56
3/12	--	at #4 Iowa*	L	59-83

¹- Diet Pepsi Shootout (Santa Clara, Calif.)

› 1993-94

18-11 overall, 10-8 Big Ten (t-4th place)

Sports Pavilion: 10-3, Away: 7-8, Neutral: 1-0

Head Coach: Linda Hill-MacDonald

NCAA Tournament Second Round

Date	Rk	Opponent	W/L	Score
11/27	--	at Marquette	L	68-87
12/1	--	at Georgia Tech	W ot	77-73
12/11	--	Chicago State ¹	W	95-47
12/12	--	Boise State ¹	W	78-68
12/14	--	Green Bay	W	73-54
12/18	--	vs. #3 Texas Tech ²	W ot	92-82
12/19	--	at Wichita State ²	L	70-75
12/21	--	Kansas State	W	76-65
12/30	--	at Northern Iowa	W	90-59
1/5	--	at #2 Iowa*	L	59-69
1/9	--	Wisconsin*	W	89-84
1/16	--	at Illinois*	L	78-88
1/22	--	at #13 Purdue*	L	58-68
1/23	--	at Indiana*	W	73-68
1/28	--	Michigan State*	W	82-69
1/30	--	Michigan*	W	79-70
2/4	--	at #1 Penn State*	L	77-87
2/6	--	at Northwestern*	W	84-74
2/13	--	at Northwestern*	L	63-89
2/18	--	Indiana*	W	93-74
2/20	--	#9 Purdue*	L	68-76
2/25	--	at Michigan*	W	88-59
2/27	--	at Michigan State*	W	66-62
3/4	--	Ohio State*	L	66-85
3/6	--	#2 Penn State*	L ot	85-92
3/8	--	at Wisconsin*	W	82-71
3/11	--	#13 Iowa*	W	64-58
3/16	--	at Notre Dame ³	W	81-76
3/19	--	at #12 Vanderbilt ⁴	L	72-98

¹- Dial Classic (Minneapolis)

²- Pizza Hut Shocker Shootout (Wichita, Kan.)

³- NCAA Tournament First Round (Notre Dame, Ind.)

⁴- NCAA Tournament Second Round (Nashville, Tenn.)

› 1994-95

12-15 overall, 7-9 Big Ten (7-7th place)

Sports Pavilion: 10-3, Away: 2-10, Neutral: 0-2

Head Coach: Linda Hill-MacDonald

Date	Rk	Opponent	W/L	Score
11/26	--	Monmouth ¹	W	71-54
11/27	--	South Carolina ¹	L	72-78
12/2	--	at Kansas State	L	73-75
12/10	--	Northern Iowa	W	89-44
12/12	--	at Green Bay	L	42-65
12/16	--	#20 Texas A&M	W	77-54
12/20	--	at Western Illinois	W	73-63
12/22	--	Marquette	W	86-78
12/28	--	Northwestern*	W	74-54
12/30	--	at Oklahoma State ²	L	61-70
12/31	--	vs. Oklahoma ²	L	64-74
1/6	--	#8 Penn State*	W	71-56
1/8	--	#19 Purdue*	W	68-67
1/13	--	at Ohio State*	L	57-82
1/15	--	at Illinois*	L	54-68
1/20	--	Wisconsin*	L	63-76
1/22	--	at Indiana*	W ot	81-76
1/27	--	Michigan*	W	76-58
1/29	--	at Iowa*	W	70-56
2/3	--	at Michigan State*	L	66-69
2/5	--	at Wisconsin*	L ot	78-79
2/10	--	Illinois*	W	92-46
2/12	--	Ohio State*	L	73-93
2/17	--	at #15 Purdue*	L	50-66
2/19	--	at #11 Penn State*	L	73-87
2/26	--	at Northwestern*	L	58-74
3/3	--	vs. Iowa ³	L	44-57

¹ - Dial Classic (Minneapolis)

² - Bertha Teague Classic (Stillwater, Okla.)

³ - Big Ten Tournament (Indianapolis, Ind.)

› 1995-96

4-23 overall, 0-16 Big Ten (11th place)

Sports Pavilion: 2-10, Away: 2-12, Neutral: 0-1

Head Coach: Linda Hill-MacDonald

Date	Rk	Opponent	W/L	Score
11/25	--	Siena ¹	L	70-72
11/26	--	Northern Illinois ¹	W	88-71
11/29	--	at South Carolina	L	35-73
12/1	--	at James Madison	L	63-73
12/9	--	Green Bay	W	63-60
12/11	--	at Texas State	L	77-83
12/13	--	at #24 Texas A&M	L	49-92
12/15	--	at Northern Iowa	W	80-68
12/17	--	Western Illinois	L	55-65
12/20	--	at Marquette	W	80-73
12/31	--	at #24 Northwestern*	L	71-84
1/5	--	at #6 Penn State*	L	57-75
1/8	--	at #18 Purdue*	L	37-75
1/12	--	Ohio State*	L	64-117
1/14	--	Illinois*	L	67-87
1/19	--	at #14 Wisconsin*	L	50-85
1/21	--	Indiana*	L	67-72
1/26	--	at Michigan*	L	52-64
1/28	--	at #8 Iowa*	L	51-94
2/2	--	Michigan State*	L	61-81
2/4	--	#10 Wisconsin*	L	64-98
2/9	--	at Illinois*	L	71-96
2/11	--	at Ohio State*	L	68-94
2/16	--	#22 Purdue*	L	62-96
2/18	--	#9 Penn State*	L	53-74

2/25 -- Northwestern* L 49-73

3/1 -- vs. Ohio State² L 64-78

¹ - Dial Classic (Minneapolis)

² - Big Ten Tournament (Indianapolis, Ind.)

› 1996-97

4-24 overall, 1-15 Big Ten (11th place)

Sports Pavilion: 2-10, Away: 0-12, Neutral: 2-2

Head Coach: Linda Hill-MacDonald

Date	Rk	Opponent	W/L	Score
11/22	--	at Western Illinois	L	61-70
11/24	--	Iowa State	L	69-73
11/30	--	Wyoming ¹	W	68-66
12/1	--	at Green Bay	L	56-64
12/3	--	at Colorado State	L	60-78
12/6	--	Marquette	L	62-75
12/15	--	at Green Bay	L	63-66
12/19	--	vs. #24 Stephen F. Austin ²	L	63-80
12/20	--	vs. Fairfield ²	W	74-68
12/28	--	Iowa*	L	48-61
12/30	--	Michigan*	L	63-82
1/3	--	at Indiana*	L	48-61
1/7	--	at Nebraska	L	47-68
1/10	--	Illinois*	L ot	85-89
1/12	--	Michigan State*	L	65-76
1/17	--	at Ohio State*	L	61-84
1/19	--	Northwestern*	L	84-91
1/24	--	at Penn State*	L	62-83
1/26	--	at #16 Wisconsin*	L	57-84
1/31	--	Purdue*	L	64-82
2/2	--	Ohio State*	W	66-64
2/7	--	at #24 Michigan State*	L	51-102
2/9	--	at #18 Illinois*	L	76-95
2/16	--	Indiana*	L	75-103
2/21	--	at Michigan*	L	75-107
2/23	--	at Iowa*	L	42-78
2/28	--	vs. Wisconsin ³	W	80-75
3/1	--	vs. #18 Illinois ³	L	76-98

¹ - Dial Classic (Minneapolis)

² - UNLV Lady Rebel Roundup (Las Vegas, Nev.)

³ - Big Ten Tournament (Indianapolis, Ind.)

› 1997-98

4-23 overall, 1-15 Big Ten (11th place)

Sports Pavilion: 2-11, Away: 1-11, Neutral: 1-1

Head Coach: Cheryl Littlejohn

Date	Rk	Opponent	W/L	Score
11/15	--	Green Bay	L	65-72
11/25	--	Colorado State	L	58-76
11/29	--	Milwaukee ¹	L	57-75
11/30	--	Texas State ¹	W	64-52
12/2	--	at Marquette	L	57-67
12/4	--	at Iowa State	L	69-86
12/12	--	Western Illinois	W	88-52
12/17	--	at Illinois State	L	51-65
12/20	--	vs. Alcorn State ²	W	61-56
12/21	--	at Wichita State ²	L	57-60
12/28	--	at Iowa*	L	55-91
12/30	--	at Michigan*	L	74-94
1/2	--	Indiana*	L	75-84
1/9	--	at #11 Illinois*	L	60-86
1/11	--	at Michigan State*	W	81-73
1/16	--	Ohio State*	L	60-73
1/18	--	at Northwestern*	L	65-84
1/23	--	Penn State*	L	55-70
1/25	--	#17 Wisconsin*	L	54-67

1/30 -- at Purdue* L 48-92

2/1 -- at Ohio State* L 53-71

2/6 -- Michigan State* L 60-68

2/8 -- #12 Illinois* L 67-75

2/15 -- at Indiana* L 42-75

2/20 -- Michigan* L 53-56

2/22 -- Iowa* L 59-71

2/27 -- vs. #24 Wisconsin³ L 47-65

¹ - Dial Classic (Minneapolis)

² - Pizza Hut Shocker Shootout (Wichita, Kan.)

³ - Big Ten Tournament (Indianapolis, Ind.)

› 1998-99

10-20 overall, 2-14 Big Ten (10th place)

Sports Pavilion: 2-9, Away: 4-9, Neutral: 1-2

Head Coach: Cheryl Littlejohn

Date	Rk	Opponent	W/L	Score
11/17	--	Illinois State	W	67-63
11/20	--	at Hawaii ¹	L	52-63
11/21	--	vs. #17 Kansas ¹	L ot	53-62
11/22	--	vs. Massachusetts ¹	W	64-56
11/28	--	Bradley ²	W	84-59
11/29	--	UNLV ²	L	61-75
12/2	--	at Howard	L	51-53
12/4	--	at Georgetown	L	65-72
12/16	--	at South Florida	W ot	68-64
12/19	--	at Stetson	W	62-57
12/28	--	at Wisconsin*	L	59-70
12/30	--	at #3 Purdue*	L	52-73
1/3	--	#12 Penn State*	L	43-72
1/5	--	Iowa*	L	58-66
1/10	--	at Michigan*	W	54-47
1/15	--	at Northwestern*	W	70-68
1/17	--	Indiana*	L	66-80
1/22	--	at Michigan State*	L	58-73
1/24	--	at #22 Ohio State*	L	42-68
1/29	--	Illinois*	L	69-88
1/31	--	Northwestern*	L	53-66
2/5	--	Michigan*	L	65-88
2/12	--	at Iowa*	L	62-79
2/14	--	at #15 Penn State*	L	56-88
2/19	--	#2 Purdue*	L	61-63
2/21	--	Wisconsin*	L	56-69
2/26	--	vs. Michigan ³	L	55-74

¹ - Hawaiian Wahine Classic (Honolulu, Hawaii)

² - Gopher Classic (Minneapolis)

³ - Big Ten Tournament (Indianapolis, Ind.)

› 1999-2000

10-18 overall, 3-13 Big Ten (10th place)

Sports Pavilion: 5-8, Away: 5-9, Neutral: 0-1

Head Coach: Cheryl Littlejohn

Date	Rk	Opponent	W/L	Score
11/20	--	Ball State ¹	L	70-79
11/21	--	Georgetown ¹	W	60-57
11/23	--	at San Diego	W	52-50
11/28	--	at UC-Irvine	L	54-65
12/3	--	at Bradley	L	49-56
12/5	--	at Green Bay	L	42-64
12/8	--	Ohio	W	77-67
12/10	--	at South Alabama	W	61-46
12/12	--	at Troy	W	66-56
12/15	--	Saint Louis	W	68-42
12/30	--	at Indiana*	W	61-53
1/2	--	Michigan*	L	53-77
1/6	--	Ohio State*	L	50-59

1/10	--	#5 Penn State*	L	30-82
1/13	--	at Iowa*	L	51-80
1/16	--	at #18 Purdue*	L	60-77
1/20	--	Northwestern*	L	44-50
1/23	--	IUPUI	W	80-57
1/27	--	#17 Purdue*	L	50-69
1/30	--	at Michigan*	L	55-73
2/3	--	at Wisconsin*	L	65-75
2/6	--	at #23 Illinois*	L	49-81
2/10	--	Wisconsin*	L	55-66
2/17	--	at Northwestern*	W ot	76-67
2/20	--	Iowa*	L	53-77
2/24	--	at #6 Penn State*	L	43-92
2/27	--	Michigan State*	W ot	75-71
3/2	--	vs. Wisconsin ²	L	49-56

¹ - Regal Classic (Minneapolis)

² - Big Ten Tournament (Indianapolis, Ind.)

› 2000-01

8-20 overall, 1-15 Big Ten (10th place)

Sports Pavilion: 4-7, Away: 3-9, Neutral: 1-4

Head Coach: Cheryl Littlejohn

Date	Rk	Opponent	W/L	Score
11/18	--	Binghamton ¹	W	85-74
11/19	--	Providence ¹	W	88-60
11/25	--	vs. Denver ²	L	59-77
11/26	--	vs. Louisville ²	W	68-64
12/1	--	vs. Saint Joseph's ³	L	62-64
12/2	--	vs. Eastern Illinois ³	L	72-73
12/4	--	VCU	W	72-57
12/8	--	at Ohio	W	92-73
12/10	--	at Saint Louis	W	77-71
12/23	--	at Marist	W	79-61
12/28	--	at #11 Penn State*	L	73-91
12/31	--	at IUPUI	L	80-85
1/4	--	Indiana*	L	76-79
1/7	--	Michigan State*	L	65-66
1/11	--	at Indiana*	L	64-92
1/18	--	at Wisconsin*	L	67-90
1/21	--	Northwestern*	W	79-47
1/25	--	#6 Purdue*	L	61-86
1/28	--	Illinois*	L	81-88
2/1	--	at Michigan*	L	51-69
2/4	--	at Illinois*	L	71-101
2/8	--	at Ohio State*	L	52-64
2/11	--	Iowa*	L	71-82
2/15	--	Ohio State*	L ot	65-72
2/18	--	at #7 Purdue*	L	43-96
2/22	--	#21 Wisconsin*	L	43-86
2/25	--	at Michigan State*	L	50-58
3/1	--	vs. Indiana ⁴	L	56-78

¹ - Four Points Sheraton Classic (Minneapolis)

² - Torneo Cancun de Basquetbol (Cancun, Mexico)

³ - Kansas Tournament (Lawrence, Kan.)

⁴ - Big Ten Tournament (Grand Rapids, Mich.)

› 2001-02

22-8 overall, 11-5 Big Ten (t-2nd place)

Home: 11-2 (7-1 Pavilion, 4-1 Williams Arena)

Away: 8-4, Neutral: 3-2

Head Coach: Brenda Oldfield

NCAA Tournament Second Round

Final AP Rank: 18

Date	Rk	Opponent	W/L	Score
11/17	--	Butler ¹	W	114-65
11/18	--	Santa Clara ¹	W	92-73
11/23	--	vs. #7 Stanford ²	L	63-96
11/24	--	vs. Wyoming ²	W	92-66

11/25	--	vs. Weber State ²	W	76-67
11/28	--	Northern Iowa	W	80-64
12/1	--	Dayton	W	83-56
12/7	--	at VCU	W	79-70
12/9	--	at High Point	W	93-69
12/22	--	Loyola Chicago	W	90-61
12/28	--	#24 Penn State*	L	83-88
12/30	--	at Miami (Fla.)	W	80-65
1/3	--	Illinois*	W	89-75
1/7	--	at Michigan State*	W	70-69
1/10	--	at #13 Purdue*	L	61-84
1/17	--	Michigan*	W	84-75
1/20	--	at #5 Wisconsin*	W	92-85
1/25	23	at Ohio State*	L	66-70
1/27	23	Indiana*	W	75-60
1/31	22	at Illinois*	W ot	79-76
2/3	22	at Iowa*	W	94-83
2/7	18	Ohio State*	W	79-64
2/10	18	at Northwestern*	W	86-78
2/14	15	#7 Purdue*	W	73-64
2/17	15	at Indiana*	L	63-73
2/21	14	Wisconsin*	W	76-74
2/24	14	Michigan State*	L	72-80
3/1	17	vs. Wisconsin ³	L	64-74
3/16	18	vs. UNLV ⁴	W	71-54
3/18	18	at #16 North Carolina ⁵	L	69-72

¹ - Golden Gopher Classic (Minneapolis)

² - Rainbow Wahine Classic (Honolulu, Hawaii)

³ - Big Ten Tournament (Indianapolis, Ind.)

⁴ - NCAA Tournament First Round (Chapel Hill, N.C.)

⁵ - NCAA Tournament Second Round (Chapel Hill, N.C.)

Note: The final five home games of the season were played at Williams Arena

› 2002-03

25-6 overall, 12-4 Big Ten (t-2nd place)

Williams Arena: 11-0, Away: 12-4, Neutral: 2-2

Head Coach: Pam Borton

NCAA Tournament Sweet 16

Final AP Rank: 17

Date	Rk	Opponent	W/L	Score
11/23	16	Purdue Fort Wayne ¹	W	116-73
11/24	16	Radford ¹	W	93-53
11/27	14	at Loyola Chicago	W	84-67
11/29	14	vs. New Orleans ²	W	85-75
11/30	14	at Air Force ²	W	88-75
12/6	12	at Providence	W	67-55
12/8	12	at Harvard	W	92-68
12/13	12	Kansas City	W	88-53
12/22	11	at Northern Iowa	W	69-62
12/28	11	at Wright State	W	88-54
12/30	10	at Dayton	W	83-64
1/2	10	Michigan*	W	98-70
1/6	9	at #17 Penn State*	L	53-83
1/9	9	Illinois*	W	77-62
1/12	9	Iowa*	W	94-65
1/19	12	#9 Purdue*	W	90-75
1/23	10	at Michigan State*	L	71-74
1/26	10	at Illinois*	L	80-94
2/2	15	Northwestern*	W	67-56
2/6	15	at #25 Ohio State*	L	58-66
2/9	15	at Indiana*	W	59-56
2/13	17	at Northwestern*	W	64-61
2/16	17	#22 Ohio State*	W	73-50
2/20	16	at Iowa*	W	77-60
2/23	16	#12 Penn State*	W	73-57
2/27	13	Wisconsin*	W	76-53
3/2	13	at Michigan*	W	76-63

3/7	13	vs. Iowa ³	L	77-80
3/22	17	vs. Tulane ⁴	W	68-48
3/24	17	at #9 Stanford ⁵	W	68-56
3/30	17	vs. #5 Texas ⁶	L	60-73

¹ - Subway Classic (Minneapolis)

² - Air Force Tournament (Colorado Springs, Colo.)

³ - Big Ten Tournament (Indianapolis, Ind.)

⁴ - NCAA Tournament First Round (Palo Alto, Calif.)

⁵ - NCAA Tournament Second Round (Palo Alto, Calif.)

⁶ - NCAA Tournament Sweet 16 (Palo Alto, Calif.)

› 2003-04

25-9 overall, 9-7 Big Ten (6th place)

Williams Arena: 13-2, Away: 6-5, Neutral: 6-2

Head Coach: Pam Borton

NCAA Tournament Final Four

Final AP Rank: 24

Date	Rk	Opponent	W/L	Score
11/22	13	Southern ¹	W	93-41
11/23	13	#16 Colorado ¹	W	95-61
11/25	11	at Drake	W	73-50
11/28	11	vs. Texas A&M ²	W	88-72
11/29	11	vs. USC ²	W	84-61
12/4	9	Creighton	W	82-71
12/7	9	at Kansas City	W	79-53
12/21	9	Green Bay	W	75-55
12/28	7	vs. Georgia State ³	W	81-52
12/29	6	at Virginia ³	W	73-53
1/1	6	Michigan*	W	64-44
1/3	6	South Carolina	W	63-53
1/8	6	at Northwestern*	W	72-40
1/11	6	Iowa*	W	75-61
1/15	6	Illinois*	W	74-59
1/18	6	at #9 Purdue*	L	56-65
1/22	9	at #7 Penn State*	L	56-75
1/25	9	#20 Michigan State*	L	69-72
1/29	14	Indiana*	W	78-46
2/1	14	at Wisconsin*	W	59-48
2/8	13	#5 Penn State*	W	74-56
2/12	10	at Ohio State*	L	57-75
2/15	10	at Illinois*	W	63-54
2/19	11	at Iowa*	L	61-81
2/22	11	Northwestern*	W	73-46
2/26	12	#25 Ohio State*	L	62-76
2/29	12	at Michigan*	L	47-57
3/4	18	vs. Northwestern ⁴	W	68-47
3/5	18	vs. #22 Ohio State ⁴	L	50-58
3/21	24	UCLA ⁵	W	92-81
3/23	24	#8 Kansas State ⁶	W	80-61
3/28	24	vs. #18 Boston College ⁷	W	76-63
3/30	24	vs. #1 Duke ⁸	W	82-75
4/4	24	vs. #6 Connecticut ⁹	L	58-67

¹ - Subway Classic (Minneapolis)

² - Junkanoo Jam (Grand Island, Bahamas)

³ - Virginia Cavalier Classic (Charlottesville, Va.)

⁴ - Big Ten Tournament (Indianapolis, Ind.)

⁵ - NCAA Tournament First Round (Minneapolis)

⁶ - NCAA Tournament Second Round (Minneapolis)

⁷ - NCAA Tournament Sweet 16 (Norfolk, Va.)

⁸ - NCAA Tournament Elite 8 (Norfolk, Va.)

⁹ - NCAA Tournament Final Four (New Orleans, La.)

› 2004-05

26-8 overall, 12-4 Big Ten (4th place)

Williams Arena: 15-2, Away: 8-4, Neutral: 3-2

Head Coach: Pam Borton

NCAA Tournament Sweet 16

Final AP Rank: 12

Date	Rk	Opponent	W/L	Score
11/14	14	vs. UNLV ¹	W	77-69
11/15	14	at Washington ¹	L	67-72
11/19	14	Arkansas State ²	W	82-45
11/20	14	Virginia Tech ²	W	70-56
11/28	18	at Creighton	W	79-71
12/2	18	Detroit Mercy	W	86-34
12/5	18	Kansas	W	62-45
12/8	16	at Green Bay	W	60-51
12/11	16	at Santa Clara	W	69-42
12/14	13	#1 LSU	L	67-75
12/23	13	Drake	W	74-57
12/30	12	Northwestern*	W	62-44
1/2	12	Indiana*	W	61-47
1/6	11	at Wisconsin*	W	74-49
1/9	11	#23 New Mexico	W	75-35
1/13	11	at #20 Purdue*	W	58-38
1/16	11	at #9 Michigan State*	L	49-62
1/20	12	Michigan*	W	73-49
1/23	12	Illinois*	W	80-68
1/30	10	at #23 Penn State*	L	68-81
2/3	14	Iowa*	W	81-50
2/6	14	at Michigan*	W	76-55
2/10	12	at #9 Michigan State*	L	48-79
2/13	12	Purdue*	W	71-49
2/17	14	at #2 Ohio State*	L	53-65
2/20	14	Wisconsin*	W	84-53
2/24	15	at Indiana*	W	52-35
2/27	15	at Northwestern*	W	70-62
3/4	15	vs. Purdue ³	W	71-68
3/6	15	vs. #3 Ohio State ³	W	66-63
3/7	12	vs. #7 Michigan State ³	L	49-55
3/19	12	Saint Francis (Pa.) ⁴	W	64-33
3/21	12	Virginia ⁵	W	73-58
3/26	12	vs. #5 Baylor ⁶	L	57-64

¹ - WBCA Classic (Seattle, Wash.)

² - Subway Classic (Minneapolis)

³ - Big Ten Tournament (Indianapolis, Ind.)

⁴ - NCAA Tournament First Round (Minneapolis)

⁵ - NCAA Tournament Second Round (Minneapolis)

⁶ - NCAA Tournament Sweet 16 (Tempe, Ariz.)

› 2005-06

19-10 overall, 11-5 Big Ten (t-3rd place)

Williams Arena: 12-2, Away: 5-6, Neutral: 2-2

Head Coach: Pam Borton

NCAA Tournament First Round

Final AP Rank: 25

Date	Rk	Opponent	W/L	Score
11/19	16	San Francisco ¹	W	80-62
11/20	16	#11 Stanford ¹	W	84-77
11/25	12	vs. Nevada ²	W	83-75
11/26	12	vs. Virginia ²	W	69-64
11/30	10	at #21 New Mexico	L	44-62
12/3	10	Nebraska	W	78-70
12/10	14	Washington State	W	83-57
12/13	14	at South Carolina	L	61-79
12/22	17	Iowa State	W	66-61
12/29	15	at Northwestern* ³	W	69-54
1/5	15	Wisconsin*	W	73-67
1/7	15	at #3 LSU	L	45-66

1/9	17	at Indiana*	W	69-64
1/12	17	#12 Purdue*	L	56-60
1/15	17	#9 Michigan State*	W	71-58
1/19	16	at Michigan*	W	85-57
1/22	16	at Iowa*	W	80-68
1/26	14	North Dakota State	W	79-70
1/29	14	Penn State*	W	77-72
2/2	12	at Illinois*	W	64-49
2/5	12	Michigan*	W	83-48
2/9	11	at #15 Michigan State*	L	61-84
2/12	11	at #10 Purdue*	L	31-63
2/16	17	#6 Ohio State*	L	55-76
2/19	17	at Wisconsin*	L	61-67
2/23	22	Indiana*	W	65-58
2/26	22	Northwestern*	W	71-33
3/3	20	vs. Indiana ⁴	L	46-61
3/18	25	vs. Washington ⁵	L	69-73

¹ - Subway Classic (Minneapolis)

² - Paradise Jam (US Virgin Islands)

³ - at Loyola Chicago (Chicago, Ill.)

⁴ - Big Ten Tournament (Indianapolis, Ind.)

⁵ - NCAA Tournament First Round (Nashville, Tenn.)

› 2006-07

17-16 overall, 7-9 Big Ten (t-5th place)

Williams Arena: 12-5, Away: 3-9, Neutral: 2-2

Head Coach: Pam Borton

WNIT Second Round

Date	Rk	Opponent	W/L	Score
11/10	--	Northern Iowa	W	75-63
11/14	--	Charlotte	W	78-66
11/18	--	Princeton ¹	W	85-60
11/19	--	Middle Tennessee ¹	L	61-79
11/22	--	Creighton	W	75-55
11/24	--	vs. Green Bay ²	L	66-75
11/25	--	vs. Kent State ²	W	70-67
11/30	--	Vermont	W	74-59
12/2	--	Chicago State	W	72-34
12/5	--	at #25 Nebraska	W	74-65
12/9	--	at Iowa State	L	57-67
12/22	--	at North Dakota State	L	48-62
12/28	--	Iowa*	L	56-58
12/31	--	Illinois*	W	70-61
1/4	--	at #7 Ohio State*	L	62-75
1/7	--	Wisconsin*	W	71-53
1/11	--	at Northwestern*	W	65-63
1/14	--	South Dakota State	L	58-59
1/18	--	at Illinois*	L	54-64
1/21	--	Penn State*	W	75-62
1/25	--	at Iowa*	W	80-78
1/28	--	at Wisconsin*	L	57-70
2/1	--	#10 Purdue*	L	55-58
2/4	--	at Indiana*	L	65-69
2/8	--	#4 Ohio State*	L	67-70
2/11	--	Indiana*	W	79-69
2/15	--	at Penn State*	L	57-66
2/22	--	Michigan*	W	66-53
2/25	--	at #20 Michigan State*	L	50-57
3/1	--	vs. Northwestern ³	W	60-43
3/2	--	vs. #22 Michigan State ³	L	68-77
3/14	--	Illinois-Chicago ⁴	W	97-54
3/19	--	at Western Kentucky ⁵	L	57-73

¹ - Subway Classic (Minneapolis)

² - Northern Arizona Tournament (Flagstaff, Ariz.)

³ - Big Ten Tournament (Indianapolis, Ind.)

⁴ - WNIT First Round (Minneapolis)

⁵ - WNIT Second Round (Bowling Green, Ky.)

› 2007-08

20-12 overall, 11-7 Big Ten (t-3rd place)

Williams Arena: 12-3, Away: 7-6, Neutral: 1-3

Head Coach: Pam Borton

NCAA Tournament First Round

Date	Rk	Opponent	W/L	Score
11/9	--	UC Riverside	W	57-49
11/13	--	at Northern Iowa	W	68-57
11/16	--	Western Carolina ¹	W	70-67
11/18	--	#22 Louisville ¹	W	74-69
11/20	--	North Dakota State	W	68-65
11/23	--	vs. Kentucky ²	W	92-80
11/24	--	vs. Virginia ²	L	62-73
11/25	--	at Hawaii ²	W	72-54
11/30	--	at Virginia Tech ³	L	62-68
12/2	--	at Charlotte	W	80-66
12/8	--	Utah	L	54-66
12/21	--	Iowa State	W	69-61
12/28	--	at Michigan State*	W	74-63
12/30	--	Purdue*	W	70-63
1/3	--	Iowa*	L	66-68
1/7	--	at Wisconsin*	W	81-73
1/10	--	at Illinois*	L	57-66
1/13	--	Penn State*	W	67-50
1/17	--	at Indiana*	L	77-80
1/24	--	#15 Ohio State*	W	79-70
1/27	--	Michigan State*	W	81-69
1/31	--	at Purdue*	L	54-56
2/3	--	at #19 Ohio State*	L	62-76
2/7	--	Illinois*	W	61-56
2/10	--	Northwestern*	W	68-48
2/14	--	at Penn State*	W	56-48
2/17	--	at Iowa*	L	57-59
2/23	--	Wisconsin*	L	57-59
2/28	--	Indiana*	W	69-54
3/2	--	at Michigan*	W	63-48
3/7	--	vs. Michigan State ⁴	L	51-56
3/23	--	vs. Texas ⁵	L	55-72

¹ - Subway Classic (Minneapolis)

² - Rainbow Wahine Classic (Honolulu, Hawaii)

³ - Big Ten/ACC Challenge (Blacksburg, Va.)

⁴ - Big Ten Tournament (Indianapolis, Ind.)

⁵ - NCAA Tournament First Round (Bridgeport, Ct.)

› 2008-09

20-12 overall, 11-7 Big Ten (t-5th place)

Williams Arena: 11-4, Away: 7-6, Neutral: 2-2

Head Coach: Pam Borton

NCAA Tournament Second Round

Date	Rk	Opponent	W/L	Score
11/14	--	at #2 Stanford	L	55-68
11/16	--	at Santa Clara	W	70-45
11/19	--	North Dakota State	W	68-56
11/22	--	American ¹	W	79-62
11/23	--	Yale ¹	W	87-63
11/28	--	vs. Drexel ²	W	74-50
11/29	--	vs. Massachusetts ²	W	86-67
12/1	--	Saint Mary's (Calif.)	W	98-72
12/4	--	Boston College ³	W	80-60
12/9	--	South Dakota State	L	55-65
12/21	--	at Iowa State	L	42-58
12/29	--	at Wisconsin*	L	52-62
1/1	--	Penn State*	W	69-55
1/3	--	at Illinois*	W	52-48
1/8	--	Indiana*	W	70-62
1/11	--	at Iowa*	L	57-74
1/15	--	at #15 Ohio State*	W	59-56

1/18	--	Michigan*	W	52-46
1/22	--	at Purdue*	L	43-56
1/25	--	Northwestern*	W	43-40
2/2	--	Michigan State*	W	60-44
2/5	--	at Penn State*	W	63-61
2/8	--	Iowa*	W	64-58
2/12	--	Purdue*	L	40-55
2/15	--	at Michigan*	W	60-59
2/19	--	#20 Ohio State*	L	62-73
2/23	--	at Northwestern*	L	53-62
2/26	--	at Michigan State*	W	66-51
3/1	--	Illinois*	L	50-61
3/6	--	vs. Iowa ⁴	L	64-79
3/22	--	at #23 Notre Dame ⁵	W	79-71
3/24	--	vs. #9 Texas A&M ⁶	L	42-73

¹ - Subway Classic (Minneapolis)

² - Coors Classic (Boulder, Colo.)

³ - ACC/Big Ten Challenge (Minneapolis)

⁴ - Big Ten Tournament (Indianapolis, Ind.)

⁵ - NCAA Tournament First Round (Notre Dame, Ind.)

⁶ - NCAA Tournament Second Round (Notre Dame, Ind.)

› 2009-10

13-17 overall, 6-12 Big Ten (11th place)

Williams Arena: 10-6, Away: 2-9, Neutral: 1-2

Head Coach: Pam Borton

Date	Rk	Opponent	W/L	Score
11/15	--	Lamar	W	84-45
11/17	--	at Utah	L	59-60
11/21	--	Illinois-Chicago ¹	W	94-58
11/22	--	Colorado ¹	W	87-78
11/24	--	North Dakota State	W	65-37
11/27	--	vs. TCU ²	W	61-56
11/28	--	vs. #9 Xavier ²	L	56-71
12/3	--	at Maryland ³	L	45-66
12/6	--	Penn State*	W	56-48
12/9	--	Idaho State	W	79-44
12/13	--	Iowa State	L	60-77
12/16	--	Santa Clara	W	91-51
12/28	--	at Purdue*	L	43-51
1/3	--	Iowa*	W ot	72-69
1/7	--	Northwestern*	W	73-65
1/10	--	at Illinois*	L	62-64
1/14	--	Purdue*	W	74-47
1/17	--	at Northwestern*	L	60-61
1/24	--	Michigan State*	L	57-66
1/28	--	at #4 Ohio State*	L	58-81
1/31	--	Illinois*	L	48-61
2/4	--	Wisconsin*	L 2ot	74-76
2/7	--	at Michigan*	L	40-74
2/11	--	at Penn State*	W	59-52
2/14	--	#7 Ohio State*	L	59-64
2/18	--	at Iowa*	L	54-75
2/21	--	at Indiana*	W	59-50
2/25	--	Michigan*	L	54-65
2/28	--	at Michigan State*	L	50-70
3/4	--	vs. Penn State ⁴	L	52-63

¹ - Subway Classic (Minneapolis)

² - Junkanoo Jam (Bahamas)

³ - Big Ten/ACC Challenge (College Park, Md.)

⁴ - Big Ten Tournament (Indianapolis, Ind.)

› 2010-11

12-18 overall, 4-12 Big Ten (9th place)

Williams Arena: 9-8, Away: 2-8, Neutral: 1-2

Head Coach: Pam Borton

Date	Rk	Opponent	W/L	Score
11/13	--	Northern Illinois ¹	W	79-58
11/14	--	Green Bay ¹	L	75-79
11/17	--	Pittsburgh ²	W	73-63
11/20	--	Milwaukee ³	W	76-53
11/21	--	Dayton ³	L	81-97
11/26	--	vs. San Diego State ⁴	L	59-61
11/27	--	vs. NC State ⁴	W	71-67
12/2	--	Virginia Tech ⁵	W	63-58
12/5	--	at #2 Baylor ⁶	L	56-103
12/9	--	Southern	W	63-48
12/12	--	Cal Poly	W	66-52
12/14	--	at Alabama A&M	L	68-75
12/22	--	Northern Arizona	W	82-74
12/30	--	at Illinois*	L	50-64
1/2	--	Indiana*	L ot	79-80
1/5	--	#21 Iowa*	L	57-63
1/9	--	at Wisconsin*	L	42-47
1/13	--	at Penn State*	L	54-58
1/20	--	Wisconsin*	L	63-71
1/23	--	at #12 Michigan State*	L	54-66
1/27	--	Northwestern*	W	63-58
1/30	--	Michigan*	W	60-50
2/3	--	at Indiana*	W	65-59
2/10	--	at Iowa*	L	62-64
2/13	--	Ohio State*	L	76-83
2/17	--	Purdue*	L	50-60
2/20	--	at Northwestern*	L	55-62
2/24	--	at Michigan*	W 2ot	82-78
2/27	--	#10 Michigan State*	L	51-65
3/3	--	vs. Northwestern ⁷	L	44-53

¹ - Best Buy Classic (Minneapolis)

² - Super Six Series (Minneapolis)

³ - Subway Classic (Minneapolis)

⁴ - Nugget Classic (Reno, Nev.)

⁵ - ACC/Big Ten Challenge (Minneapolis)

⁶ - Big Ten/Big 12 Challenge (Waco, Texas)

⁷ - Big Ten Tournament (Indianapolis, Ind.)

› 2011-12

19-17 overall, 6-10 Big Ten (8th place)

Williams Arena: 15-4, Away: 1-9, Neutral: 3-4

Head Coach: Pam Borton

Women's Basketball Invitational Champions

Date	Rk	Opponent	W/L	Score
11/11	--	vs. Arkansas ¹	W	68-60
11/12	--	vs. #21 Florida State ¹	L	56-68
11/13	--	vs. South Florida ¹	L	52-60
11/19	--	Binghamton ²	W	65-40
11/20	--	North Dakota State ²	W	80-41
11/25	--	vs. Quinnipiac ³	L	62-64
11/26	--	vs. Virginia Tech ³	W	65-64
12/1	--	at Wake Forest ⁴	L	65-82
12/4	--	#1 Baylor ⁵	L	60-89
12/7	--	Air Force	W	81-46
12/10	--	Harvard ⁶	W	79-53
12/11	--	Alcorn State ⁶	W	75-46
12/14	--	at Denver	L	63-72
12/23	--	NJIT	W	71-47
12/30	--	at #20 Purdue*	L	53-57
1/2	--	Indiana*	W	84-43
1/5	--	at Northwestern*	W	68-60
1/12	--	#17 Purdue*	L	55-72

1/15	--	at Michigan*	L	57-61
1/19	--	Michigan State*	W	71-65
1/22	--	at #20 Nebraska*	L	49-64
1/26	--	Wisconsin*	L	72-78
1/29	--	#9 Ohio State*	W	76-65
2/2	--	at Illinois*	L	67-72
2/5	--	#19 Penn State*	L	65-68
2/9	--	at Iowa*	L	58-75
2/13	--	#16 Nebraska*	W	64-58
2/16	--	Illinois*	W	60-53
2/23	--	at #8 Ohio State*	L	56-81
2/26	--	at #11 Penn State*	L	51-74
3/1	--	vs. Wisconsin ⁷	W	81-49
3/2	--	vs. #9 Penn State ⁷	L	74-78
3/16	--	Charleston Southern ⁸	W	80-51
3/18	--	Bradley ⁸	W	85-59
3/23	--	Manhattan ⁸	W	67-54
3/25	--	Northern Iowa ⁸	W	88-74

¹ - WBI Tip Off (Daytona Beach, Fla.)

² - Subway Classic (Minneapolis)

³ - Saint Mary's Hilton Tournament (Moraga, Calif.)

⁴ - Big Ten/ACC Challenge (Winston-Salem, N.C.)

⁵ - Big Ten/Big 12 Challenge (Minneapolis)

⁶ - Best Buy Classic (Minneapolis)

⁷ - Big Ten Tournament (Indianapolis, Ind.)

⁸ - WBI Tournament (Minneapolis)

› 2012-13

18-14 overall, 7-9 Big Ten (8th place)

Williams Arena: 13-6, Away: 3-6, Neutral: 2-2

Head Coach: Pam Borton

WNIT First Round

Date	Rk	Opponent	W/L	Score
11/10	--	Washington State ¹	W 2ot	87-83
11/11	--	Villanova ¹	W	75-60
11/17	--	Ohio ²	W	85-40
11/18	--	Maine ²	W	77-60
11/22	--	vs. Richmond ³	L	46-58
11/23	--	vs. James Madison ³	W	80-62
11/24	--	vs. Missouri ³	W	59-54
11/29	--	Virginia ⁴	L	68-90
12/2	--	at #20 Kansas	L	53-65
12/5	--	Denver	W	74-51
12/7	--	Kansas City	W	87-49
12/9	--	Robert Morris	W	82-60
12/21	--	Northern Iowa	W	86-43
12/30	--	Creighton	W 2ot	88-81
1/3	--	at Michigan State*	L	51-66
1/6	--	at Wisconsin*	W	60-55
1/10	--	Ohio State*	W	83-74
1/17	--	at #12 Purdue*	L	67-75
1/20	--	Nebraska*	L	63-84
1/24	--	at #8 Penn State*	L	59-64
1/28	--	Illinois*	L	86-91
1/31	--	Michigan*	W	82-67
2/3	--	at Nebraska*	L	56-80
2/7	--	Iowa*	W	72-60
2/10	--	at Illinois*	L	66-76
2/17	--	Northwestern*	L	63-70
2/21	--	at Ohio State*	W	57-56
2/24	--	#22 Purdue*	L	63-75
2/28	--	#7 Penn State*	W	89-81
3/3	--	at Indiana*	W	89-83
3/7	--	vs. Ohio State ⁵	L	47-58
3/22	--	Ball State ⁶	L	51-54

- ¹ - Best Buy Classic (Minneapolis)
² - Subway Classic (Minneapolis)
³ - Cancun Challenge (Cancun, Mexico)
⁴ - ACC/Big Ten Challenge (Minneapolis)
⁵ - Big Ten Tournament (Hoffman Estates, Ill.)
⁶ - WNIT First Round (Minneapolis)

› 2013-14

22-13 overall, 8-8 Big Ten (6th place)

Williams Arena: 15-4, Away: 4-8, Neutral: 3-1

Head Coach: Pam Borton

WNIT Sweet 16

Date	Rk	Opponent	W/L	Score
11/9	--	at Northern Iowa	W	73-55
11/13	--	Charlotte	W	90-55
11/16	--	at Creighton	L	52-63
11/20	--	Kansas	W	70-59
11/24	--	Navy	W	62-55
11/26	--	Loyola Chicago	W	80-36
11/29	--	vs. Chattanooga ¹	W	63-62
11/30	--	vs. Colorado State ¹	W	79-55
12/1	--	at Hawaii ¹	L ot	71-77
12/5	--	Miami ²	W	74-67
12/8	--	North Dakota	W	46-44
12/20	--	UCLA ³	L	55-58
12/22	--	Auburn ³	W	67-54
12/29	--	Oakland	W	79-43
1/4	--	Michigan State*	L	56-81
1/8	--	at Iowa*	L	71-78
1/12	--	Northwestern*	W	94-59
1/16	--	at #18 Nebraska*	L ot	85-88
1/19	--	at Indiana*	L ot	78-83
1/23	--	Wisconsin*	W	64-53
1/26	--	at #13 Penn State*	L	53-83
1/29	--	Iowa*	L	56-64
2/1	--	at Michigan*	W	85-69
2/9	--	Illinois*	W	66-61
2/12	--	at Wisconsin*	W	63-50
2/15	--	at Northwestern*	W	82-64
2/20	--	#21 Purdue*	L	42-63
2/24	--	at #21 Michigan State*	L	61-75
2/27	--	Indiana*	W	73-62
3/2	--	Ohio State*	W	74-57
3/6	--	vs. Wisconsin ⁴	W ot	74-68
3/7	--	vs. #16 Nebraska ⁴	L	67-80
3/19	--	Green Bay ⁵	W	62-60
3/23	--	SMU ⁶	W	77-70
3/27	--	at South Dakota State ⁷	L	62-70

¹ - Rainbow Wahine Showdown (Honolulu, Hawaii)

² - Big Ten/ACC Challenge (Minneapolis)

³ - Subway Classic (Minneapolis)

⁴ - Big Ten Tournament (Indianapolis, Ind.)

⁵ - WNIT First Round (Minneapolis)

⁶ - WNIT Second Round (Minneapolis)

⁷ - WNIT Sweet 16 (Brookings, S.D.)

› 2014-15

23-10 overall, 11-7 Big Ten (6th place)

Williams Arena: 13-2, Away: 7-5, Neutral: 3-3

Head Coach: Marlene Stollings

NCAA Tournament First Round

Date	Rk	Opponent	W/L	Score
11/14	--	Southeastern Louisiana	W	109-60
11/19	--	Cleveland State	W	93-76
11/23	--	at Memphis	W	68-62
11/25	--	Southern	W	107-62

11/28	--	vs. Vanderbilt ¹	L	54-71
11/29	--	vs. College of Charleston ¹	W	74-50
11/30	--	vs. Georgia Tech ¹	W	72-69
12/3	--	at N.C. State ²	W	60-55
12/7	--	Butler	W ot	88-86
12/10	--	at North Dakota	W	68-55
12/20	--	Liberty ³	W	74-60
12/21	--	Central Michigan ³	W	67-64
12/29	--	#12 Nebraska*	W	72-69
1/1	--	at Purdue*	W	81-68
1/4	--	at Wisconsin*	W	72-60
1/11	23	#12 Maryland*	L	73-77
1/15	23	at Ohio State*	W	76-72
1/18	23	Indiana*	W	65-61
1/22	21	Purdue*	L ot	88-90
1/25	21	at #25 Rutgers*	L	61-66
1/28	--	Penn State*	W	75-64
2/1	--	at Northwestern*	L	49-70
2/5	--	at Illinois*	L	69-95
2/8	--	Michigan State*	W	86-79
2/11	--	Wisconsin*	W	93-82
2/15	--	at Penn State*	W	85-77
2/17	--	#13 Iowa*	W	93-80
2/21	--	Michigan*	W ot	91-88
2/24	--	at Nebraska*	L	50-74
3/1	--	at #17 Iowa*	L	76-92
3/5	--	vs. Purdue ⁴	W	82-78
3/6	--	vs. Ohio State ⁴	L	71-83
3/20	--	vs. DePaul ⁵	L	72-79

¹ - Gulf Coast Showcase (Fort Myers, Fla.)

² - ACC/Big Ten Challenge (Raleigh, N.C.)

³ - Subway Classic (Minneapolis)

⁴ - Big Ten Tournament (Hoffman Estates, Ill.)

⁵ - NCAA Tournament First Round (Notre Dame, Ind.)

› 2015-16

20-12 overall, 11-7 Big Ten (5th place)

Williams Arena: 15-3, Away: 4-7, Neutral: 1-2

Head Coach: Marlene Stollings

WNIT Second Round

Date	Rk	Opponent	W/L	Score
11/13	--	Wofford	W	98-54
11/20	--	Maine	W	91-64
11/24	--	at Kent State	W	85-73
11/27	--	vs. Stetson ¹	W	72-69
11/28	--	vs. Auburn ¹	L	79-81
12/3	--	at #14 Duke ²	L	64-84
12/6	--	Towson	W	105-86
12/12	--	Memphis	W	70-60
12/16	--	New Mexico	L	53-72
12/23	--	North Dakota	W	57-47
12/28	--	NIJT	W	83-50
12/31	--	at Rutgers*	L	55-66
1/3	--	Penn State*	W	98-85
1/7	--	at Illinois*	W	106-75
1/10	--	Michigan*	L	86-93
1/14	--	at Purdue*	L	72-84
1/17	--	Indiana*	W	78-76
1/20	--	Northwestern*	W	95-92
1/23	--	at Wisconsin*	W	84-77
1/26	--	Illinois*	W	82-72
1/31	--	at Michigan*	L	76-97
2/4	--	Rutgers*	W	85-72
2/7	--	at Northwestern*	W ot	112-106
2/11	--	Nebraska*	W	110-73
2/15	--	Iowa*	W	78-76

2/18	--	at Indiana*	L	79-93
2/21	--	at #25 Michigan State*	L	106-114
2/24	--	#5 Ohio State*	W ot	90-88
2/28	--	at #6 Maryland*	L	77-110
3/3	--	vs. Northwestern ³	L	74-84
3/16	--	Milwaukee ⁴	W	87-80
3/20	--	South Dakota ⁵	L	89-101

¹ - San Juan Shootout (San Juan, Puerto Rico)

² - Big Ten/ACC Challenge (Durham, N.C.)

³ - Big Ten Tournament (Indianapolis, Ind.)

⁴ - WNIT First Round (Minneapolis)

⁵ - WNIT Second Round (Minneapolis)

› 2016-17

15-16 overall, 5-11 Big Ten (10th place)

Williams Arena: 11-5, Away: 3-8, Neutral: 1-3

Head Coach: Marlene Stollings

Date	Rk	Opponent	W/L	Score
11/12	--	Harvard	W	103-87
11/15	--	at VCU	W	79-69
11/18	--	Georgetown	W	68-60
11/20	--	Seton Hall	W	90-57
11/24	--	vs. Georgia ¹	L	58-70
11/25	--	vs. North Carolina ¹	L	77-91
11/30	--	#8 Florida State ²	L	61-75
12/3	--	Detroit Mercy	W	111-91
12/6	--	at New Mexico	W	69-65
12/8	--	Army	W	70-52
12/11	--	at #6 South Carolina	L	58-98
12/14	--	Belmont	W	75-74
12/22	--	Kent State	W	92-62
12/28	--	at #14 Ohio State*	L	62-87
1/1	--	#4 Maryland*	L	72-83
1/4	--	at Indiana*	L	62-78
1/7	--	Wisconsin*	W	88-60
1/15	--	at Michigan*	L	69-84
1/18	--	Illinois*	W	78-50
1/21	--	at Iowa*	L	65-80
1/26	--	#15 Ohio State*	L	76-88
1/30	--	Michigan State*	L	74-93
2/4	--	at Nebraska*	W ot	79-69
2/8	--	at Penn State*	L	66-77
2/11	--	Rutgers*	W	80-46
2/13	--	Northwestern*	W	71-61
2/16	--	at Michigan State*	L	69-85
2/23	--	Purdue*	L	54-67
2/26	--	at #2 Maryland*	L	60-93
3/2	--	vs. Penn State ³	W	70-64
3/3	--	vs. #4 Maryland ³	L	80-92

¹ - Junkanoo Jam (Bimini, Bahamas)

² - ACC/Big Ten Challenge (Minneapolis)

³ - Big Ten Tournament (Indianapolis, Ind.)

› 2017-18

24-9 overall, 11-5 Big Ten (t-3rd place)

Williams Arena: 13-2, Away: 8-6, Neutral: 3-1

Head Coach: Marlene Stollings

NCAA Tournament Second Round

Date	Rk	Opponent	W/L	Score
11/11	--	Lehigh	W	107-73
11/13	--	at Rhode Island	W	82-60
11/16	--	VCU	W	108-63
11/19	--	Boston College	W	78-68
11/22	--	Xavier	W	74-62
11/25	--	vs. Wake Forest ¹	W	93-81
11/26	--	at UNLV ¹	W	79-72

11/29	--	at North Carolina ²	L	83-88
12/3	--	Eastern Michigan	W	80-56
12/7	--	at Georgetown	W	73-63
12/10	--	at San Diego	L	69-72
12/13	--	Cal Poly	W	112-68
12/22	--	UC Riverside	W	101-75
12/28	--	at Northwestern*	W	90-63
12/31	--	Nebraska*	L	74-79
1/4	--	at #10 Ohio State*	L	75-91
1/7	--	Michigan State*	W	83-77
1/10	--	at Penn State*	W	91-71
1/13	--	at #21 Rutgers*	L ot	70-80
1/18	--	Wisconsin*	W	90-65
1/21	--	#20 Iowa*	W	77-72
1/31	--	at Wisconsin*	W	71-61
2/4	--	at Iowa*	L	84-92
2/8	--	at Purdue*	W	78-74
2/11	--	Penn State*	W	101-68
2/14	--	#23 Michigan*	W	93-87
2/18	--	#10 Maryland*	W	93-74
2/20	--	Indiana*	L	70-82
2/25	--	at Illinois*	W	84-75
3/2	--	vs. Iowa ³	W	90-89
3/3	--	vs. #13 Ohio State ³	L	88-90
3/16	--	vs. #22 Green Bay ⁴	W	89-77
3/18	--	at #6 Oregon ⁵	L	73-101

¹ - Lady Rebel Round-Up (Las Vegas, Nev.)

² - Big Ten/ACC Challenge (Chapel Hill, N.C.)

³ - Big Ten Tournament (Indianapolis, Ind.)

⁴ - NCAA Tournament First Round (Eugene, Ore.)

⁵ - NCAA Tournament Second Round (Eugene, Ore.)

› 2018-19

21-11 overall, 9-9 Big Ten (6th place)

Williams Arena: 15-4, Away: 6-6, Neutral: 0-1

Head Coach: Lindsay Whalen

WNIT Second Round

Date	Rk	Opponent	W/L	Score
11/9	--	New Hampshire	W	70-47
11/14	25	at Xavier	W	78-53
11/17	25	San Diego	W	53-48
11/20	23	Arkansas - Pine Bluff	W	84-42
11/23	23	Cornell	W	65-45
11/29	20	#12 Syracuse ¹	W	72-68
12/3	20	Air Force	W	67-50
12/5	14	Incarinate Word	W	75-39
12/9	14	at Boston College	W	77-69
12/12	13	Coppin State	W	84-52
12/22	13	Rhode Island	W	91-71
12/28	12	Wisconsin*	W	74-56
12/31	12	at Michigan*	L	60-76
1/6	12	Illinois*	L	62-66
1/9	18	at #23 Michigan State*	L	68-86
1/14	23	#22 Iowa*	L	63-81
1/17	23	at Wisconsin*	W	78-50
1/20	23	at Nebraska*	L	57-63
1/24	--	Purdue*	L	53-64
1/28	--	Ohio State*	L	55-65
1/31	--	at Northwestern*	W	61-54
2/3	--	#17 Rutgers*	W	60-46
2/6	--	at Indiana*	W	65-61
2/10	--	Northwestern*	W	73-64
2/14	--	at Purdue*	W	65-45
2/17	--	Penn State*	W	97-67
2/21	--	at #8 Maryland*	L	69-71
2/28	--	at Rutgers*	L	54-60

3/3	--	Michigan State*	W	82-63
3/7	--	vs. Indiana ²	L	58-66
3/22	--	Northern Iowa ³	W	91-75
3/24	--	at Cincinnati ⁴	L	65-72

¹ - ACC/Big Ten Challenge (Minneapolis)

² - Big Ten Tournament (Indianapolis, Ind.)

³ - WNIT First Round (Minneapolis)

⁴ - WNIT Second Round (Cincinnati, Ohio)

› 2019-20

16-15 overall, 5-13 Big Ten (11th place)

Williams Arena: 9-8, Away: 6-6, Neutral: 1-1

Head Coach: Lindsay Whalen

Date	Rk	Opponent	W/L	Score
11/5	23	Missouri State	L	69-77
11/10	23	Vermont	W	90-58
11/14	--	Milwaukee	W	77-61
11/17	--	#19 Arizona State	W	80-66
11/23	--	Montana State	W	71-60
11/26	--	Bryant	W	101-56
12/4	--	at Notre Dame ¹	W	75-67
12/8	--	at American	W	70-53
12/10	--	at George Washington	W	83-50
12/15	--	UC Davis	W	76-67
12/21	--	Lehigh	W	77-49
12/28	--	at Penn State*	W	81-74
12/31	24	Ohio State*	L	63-66
1/4	24	at Nebraska*	L	58-72
1/9	--	Northwestern*	L	54-56
1/12	--	at Illinois*	L	71-74
1/16	--	#22 Iowa*	L	75-76
1/19	--	at Purdue*	W	72-59
1/22	--	Wisconsin*	L	62-72
1/27	--	at #20 Indiana*	L	52-65
1/30	--	Nebraska*	W	67-61
2/2	--	Rutgers*	W 2ot	73-71
2/6	--	at Wisconsin*	W	73-64
2/10	--	Michigan*	L	52-77
2/13	--	at Ohio State*	L	76-99
2/17	--	at Michigan State*	L	54-66
2/22	--	#24 Indiana*	L	69-75
2/27	--	at #18 Iowa*	L	82-90
3/1	--	#7 Maryland*	L	44-99
3/4	--	vs. Penn State ²	W	85-65
3/5	--	vs. Ohio State ²	L	56-77

¹ - Big Ten/ACC Challenge (Minneapolis)

² - Big Ten Tournament (Indianapolis, Ind.)



A crowd of 13,425 saw the Gophers host Kansas State in the 2004 NCAA Tournament. Minnesota won the game 80-61 en route to the program's first Final Four.

Steeped in history and tradition, Williams Arena is one of the greatest arenas in college basketball history. "The Barn" has undergone major renovations, making the arena not just one of the oldest and traditional buildings in the country, but one of the most complete and cutting-edge.

Originally opened in 1928, it was home to the women's team from 1971-93 and again from the final five games of the 2001-02 season to the present. From 1993-2001, the Golden Gophers played in the Sports Pavilion.

Construction on what is now known as Williams Arena was started in 1927 and completed in 1928, when it was dedicated as the University of Minnesota Field House. It cost \$650,000 and initially had a seating capacity of 14,100 with bleacher and standing room expansion to 16,000. The original building housed basketball and winter football practice facilities. When the basketball season was completed, the portable floor was taken out and replaced by a pair of tennis courts and an indoor track.

The building was remodeled in 1950. Renamed in honor of Dr. Henry L. Williams, U of M football coach from 1900 to 1921, it was divided into a hockey arena on one end and a basketball arena with a seating capacity of 18,025 on the other. From 1950 until 1971, it had the largest capacity of any collegiate basketball arena in the country. The capacity has been reduced to 14,625 in recent years due to renovation, fire-code restrictions and handicapped-seating construction.

The east end addition is highlighted by the Williams Arena Club on the third floor. The Club overlooks the floor and can hold parties of up to 200 fans, adding another touch of class to an already classy arena. The second phase of the renovation project was completed during the summer of 1993. It included the installation of theater-style seats, the widening of concourse areas and the addition of both concession areas and women's restrooms.

A large portion of the renovation was financed by private gifts, including those to the successful \$5.5 million sports-facilities campaign, and by the generous participation of fans through the assured-seating program.

The site of the 1951 men's NCAA Finals, "The Barn" can be a frightening venue for opponents. The raised floor, one of only a handful in the country, unquestionably has something to do with it. Spectators need to only witness the atmosphere and feel the electricity in The Barn just prior to any Big Ten game to find enough evidence to support that fact. The Golden Gophers' overall record in "The Barn" stands at 338-150 for a winning percentage of .693.

The largest crowd to see a women's game came on Feb. 8, 2004, when 14,363 packed into Williams Arena to see the Gophers beat Penn State, 74-56. Minnesota has had 22 games featuring crowds of at least 10,000 people in its history.

In the summer of 1997, 21 luxury barn lofts above the second deck were built. The lofts offer a spectacular birds-eye view of the court with luxury amenities. The \$2.3 million project added 304 seats to the capacity, raising it to 14,625.

During the summer of 2009, the original floor of the arena was replaced at a cost of approximately \$600,000. The floor was extended, as well, and new baskets were purchased.


A long and illustrious list of college basketball's greatest players have run the Williams Arena hardwood through the years, and many memorable games have been contested within its hallowed walls. The historic arena is among the finest in college basketball and enable that mystique to live on for many years to come. Williams Arena is truly what college basketball is all about.



1927 Construction



Arena prior to completion



1940's photo



Athletes Village opened in January of 2018

A new era in Golden Gopher Athletics began in January 2018 with the opening of the Athletes Village. The central piece of the project is the Land O'Lakes Center for Excellence which benefits all Gopher student-athletes. The new Basketball Development Center, Football Indoor Practice Facility and Football Performance Center has expanded available practice and training space for those programs.

Designed to prepare all Gopher student-athletes for a lifetime of leadership and community involvement, the Land O'Lakes Center for Excellence provides significantly more space for student-athletes and a supportive environment that builds academic success, focuses on developing leaders, and fosters healthy lifestyles. The Land O'Lakes Center for Excellence strengthens the whole student, preparing them for greatness throughout their lives.

Within the Land O'Lakes Center for Excellence are three notable facilities. The John and Nancy Lindahl Academic Center is drastically larger than the previous academic area, featuring more study and tutoring areas (eight in the old facility, 34 in the new facility), increased classroom space and a state-of-the-art technology lab.

The Leadership Development Center is the new home of student-athlete development programs and leadership training and provides training spaces, conference rooms and a board room for programs that promote leadership, life skills and community service.

The Nutrition Center replaces improvised nutrition stations scattered across campus as the brand-new space is where student-athletes eat every day (also open to all students for breakfast and lunch) and home to nutrition programs that ensure student-athletes receive the dietary guidance and daily nutrition they need for top athletic performance and a lifetime of good health.

The Charlie and Kathy Cunningham Basketball Development Center serves as the primary hub for Gopher Men's Basketball and Gopher Women's Basketball. This center equips both basketball programs with the space, amenities and technology student-athletes need to realize their full potential.

With 1.5 courts for the men's team and 1.5 courts for the women's team, student-athletes have access to practice space without scheduling around other teams or University events as they have in the past.

The new strength and conditioning space is furnished with cutting-edge equipment tailored to the unique needs of basketball to teach the latest training techniques and maximize workouts.

Located immediately next to practice areas, team room and locker room areas create convenient, modern areas for student-athletes to prepare for practice and hang out as a team.

Fully equipped support offices and meeting rooms give coaches and support staff the spaces and technology needed for optimum pre-game preparation and postgame analysis.


The recruiting room highlights and celebrates the history and accomplishments of both Gopher men's and women's basketball to future Gopher student-athletes, while offering a comfortable experience for them and their families.



Cunningham Basketball Performance Center



Lindahl Academic Center



Land O'Lakes Center for Excellence

CREDENTIALS

Requests for working media credentials for 2020-21 Minnesota home games at Williams Arena must be made in advance through the athletic communications office. Please contact the athletic communications office for more information. Credentials may be picked up on game day at the media will call area at Williams Arena off the Oak Street entrance.

CREDENTIALS POLICY

Media credentials are issued on a priority basis with television/radio stations originating a live broadcast, daily newspapers, national publications and television/radio stations who are covering for a nightly news show receiving top priority. Web sites will be evaluated on a game-by-game basis prior to receiving credentials. Freelance reporters and photographers must be on assignment and all credential requests must come through originating agency. Spouses, children and friends are not allowed in media seating in Williams Arena. The University of Minnesota reserves the right to deny media credentials to any individual who is not affiliated with an official news gathering organization.

MEDIA PASS GATE

The media pass gate is located at the south end of the Oak Street lobby. If you need to pick up credentials, the media will call table is located at the Media Pass Gate. You must have proper identification to receive your credentials. The media pass gate opens three hours before game time.

GOPHERSPORTS.COM

All Golden Gopher basketball information, including rosters, notes and releases are posted on gophersports.com, the official web site of Golden Gopher Athletics.

E-MAIL SERVICES

Press releases, statistics and advisories are e-mailed to members of the media who cover the Gophers on a regular basis. Media wishing to be added to the list should contact Karl Anderson.

RADIO/TELEVISION

Minnesota's live television appearances are designated in accordance with Big Ten contractual agreements and guidelines. Radio broadcast locations are assigned for the Golden Gopher Radio Network and the opponent's flagship station/network. Seat assignments for additional opponent radio stations originating live broadcasts will be made on a space-available basis, with preference determined by the opponents' sports information offices.

PHOTOGRAPHERS

Photographers and film crews may work only in the designated areas. Photographers are not allowed on the court. Failure to comply will result in expulsion from the arena.

PRESS BOX SERVICES

Due to COVID-19 restrictions, all pregame notes, as well as final statistics, including a full play-by-play, will be provided digitally. In addition, the media work room will be closed for the 2020-21 season. There will be no media meal provided, while bottled water will be provided at each seat for those in attendance. Media members are allowed to bring their own snacks to the games.

RADIO

The Williams Arena radio broadcast area is in Row 1 of the balcony on the north side of the arena, while the visiting radio position is the front row of section 203. Phone lines for the primary visiting radio outlet will be provided by Learfield Communications on a co-op basis. If a visiting team has more than one broadcast entity, they need to contact the media relations office to make arrangements for a broadcast position.

POSTGAME INTERVIEWS

Minnesota complies with an equal-access policy. Following a 10-minute cooling-off period, postgame coaches' interviews, as well as Minnesota players interviews, will be conducted digitally through Zoom. Upon request, visiting team coaches and players will also be made available through their own athletic communications office.

MEDIA AVAILABILITY

Lindsay Whalen hosts media availability sessions throughout the season. Selected student-athletes will also be available, class schedule permitting. Media representatives covering the Golden Gophers on a regular basis are invited. Additional media availability arrangements may be made by contacting Karl Anderson.

COACH WHALEN/PLAYER INTERVIEWS

In addition to media availability, player interviews may be conducted before practices or after games by separate arrangement ahead of time. All phone interviews for out-of-town media will be conducted through the Athletic Communications Office. Phone numbers for players and coaches will not be released, and they have been instructed not to conduct interviews if contacted without prior approval of Athletic Communications.

Interviews must not conflict with off days, classes, meetings, training room treatments or other team obligations. The locker room and training room are closed to the media at all times. Requests for player and/or coach interviews, either in person or via the phone, need to be arranged through the Athletic Communications Office. Please allow at least 24 hours in order to facilitate arrangements for non-game day interviews, in compliance with NCAA rules.

PHOTOGRAPH REQUESTS

All requests for digital photographs of players, coaches, logos or other multimedia items must be made to Karl Anderson in the Athletic Communications office. He can be reached at kganders@umn.edu.

DIRECTIONS TO WILLIAMS ARENA

Williams Arena is located on the East Bank of the University of Minnesota's Minneapolis campus, on University Ave. SE between Oak St. and 19th Ave. SE across from the University Aquatic Center.

Going South on I-35W: Take exit 18, the University of Minnesota East Bank exit. Follow the University of Minnesota signs, and turn left on University Ave. SE. Williams Arena will be about 10 blocks down University on the left.

Going North on I-35W: Take exit 17C, the University of Minnesota exit. Follow the University of Minnesota East Bank signs which will lead to Washington Ave. Take Washington over the river and through campus to Oak St. SE (4th stoplight) and turn left. Take Oak to University Ave. Williams Arena will be on the left.

Going East or West on I-94: Take the University of Minnesota east bank exit (Huron Blvd). Follow Huron Blvd to Oak St SE. Williams Arena will be on the left.

From Mpls/St. Paul International Airport: Take I-494 Westbound and exit onto northbound I-35W. Follow I-35W directions (above).

ATHLETIC COMMUNICATIONS

CONTACT INFORMATION

Women's Basketball Contact: Karl Anderson

Office Phone: (612) 624-1023

Mobile Phone: (612) 910-2564

Email: kganders@umn.edu

Web site: www.gophersports.com

Office Phone (612) 625-4090

Website www.gophersports.com

Email gophers@umn.edu

Mailing Address

Athletic Communications
University of Minnesota
244 Bierman Field Athletic Building
516 15th Avenue SE
Minneapolis, Minn. 55455