



NC STATE MEN'S BASKETBALL

2 NATIONAL CHAMPIONSHIPS 27 NCAA TOURNAMENT APPEARANCES 17 CONFERENCE CHAMPIONSHIPS 20 ALL AMERICANS



@PACKMENSBBALL

GAME #17 | WEDNESDAY, JAN. 12 | 9:00 PM | KFC YUM! CENTER

2021-22 NC STATE SCHEDULE



NC STATE WOLFPACK (8-8, 1-4)

Head Coach: Kevin Keatts

Record at NC State: 87-55 (5th Year)

Overall Record: 159-83 (8th Year)

VS



LOUISVILLE CARDINALS (10-5, 4-1)

Head Coach: Chris Mack

Record at Louisville: 62-32 (4th Year)

Overall Record: 277-129 (13th Year)

PACK TRACKS

■ NC State fell to Clemson, 70-65, Saturday afternoon. The Tigers outscored NC State, 44-20, in points in the paint and shot 57.7 percent in the second half to win. The Pack finished the game shooting 31.7 percent from the field which is the second-lowest shooting percentage this season for NC State.

■ Redshirt sophomore guard **Dereon Seabron** led the Pack with 27 points. It's the third consecutive 20+-point performance for Seabron and eighth 20+-point performance of the season for the Norfolk, Va., native. He added a team-high tying seven rebounds, team-high tying three assists and two steals. In 16 games this season, Seabron has led NC State in scoring nine times, in rebounding 15 times and in assists 11 times. He is the only player in the ACC to lead his team in scoring, rebounding, assists and steals.

■ Second Half Seabron: Seabron has averaged 26.7 points per game over the last three contests for the Pack. He has scored 52 of the 80 points in the second half of those ballgames, an average of 17.3 points per game in the final 20 minutes. Overall, Seabron has scored 44.8% (52 of 116) of NC State's second half points in the last three games.

■ Freshman guard **Terquavion Smith** had an uncharacteristic off-shooting night in the loss to Clemson. Smith went 0-for-7 from the field and finished with two points. Smith entered the Clemson game averaging 18.9 points per game since joining the starting lineup on Dec. 4. He is still averaging 17 ppg., since Dec. 4.

PROJECTED NC STATE STARTERS

(based on last game)

0 TERQUAVION SMITH

6-4 ■ 160 ■ Fr. ■ Greenville

PTS	REB	FG%	MPG
13.8	3.9	39.6	29.4



SMITH: Named ACC Freshman of the Week 2x this season... career-high 27 points vs. Wright State on 12/21 ... 23 points, hitting 7 3s, vs. Florida St on 1/1 ... 21 points vs. Purdue on 12/12 ... 20 points vs. Bucknell in collegiate debut ... Consensus four-star recruit ... 2021 North Carolina Gatorade Boys Basketball Player of the Year & Mr. Basketball ... Won 3 state championships in HS.

1 DEREON SEABRON

6-7 ■ 180 ■ So. ■ Norfolk, Va.

PTS	REB	FG%	MPG
20.1	9.9	53.6	36.6



SEABRON: Named ACC Player of the Week 2x this season ... Leads team in points, rebounds, assists & steals ... 32 points on 12-14 FGs vs. Florida St on 1/1 ... 39 points & 19 rebounds in 40T win over Nebraska ... 9 double-doubles this season ... Led team in rebounding in 15 of 16 games ... 2nd in ACC in rebounding & 3rd in scoring ... Eight 20+ point games tied for most in ACC

4 JERICOLE HELLEMS

6-7 ■ 200 ■ Sr. ■ St. Louis, Mo.

PTS	REB	FG%	MPG
14.3	4.5	39.2	34.8



HELLEMS: Career-high 31 points, hitting career-best 6 3-pointers vs. La Tech on 11/27 ... Went over 1,000 career points vs. Miami on 12/29 ... Has scored in double figures in 11 of last 13 games ... Honorable Mention All-ACC selection last season ... Leading returning scorer ... Graduated from Chaminade HS in St. Louis, 3rd on school's all-time scoring list.

5 THOMAS ALLEN

6-1 ■ 175 ■ Sr. ■ Raleigh

PTS	FG%	3FG%	MPG
3.9	38.2	33.3	15.8



ALLEN: Has seen role increase in last four games ... Has scored in double digits in 2 of last 4 games after only scoring 18 points in first 10 games of season ... 13 points at Miami on 12/29 ... Made first start of season on 1/1 vs. FSU and hit 3 3s ... Made 15 starts in 17 games last season before missing final 8 games of season because of an ankle injury ... Averaged 7.5 points per game.

21 EBENEZER DOWUONA

6-11 ■ 225 ■ So. ■ Accra, Ghana

PTS	REB	BLK	MPG
3.6	4.6	2.4	26.1



DOWUONA: Ranks 4th in ACC in blocks ... Had career-high 8 blocks against Nebraska on 12/1 ... Scored career-high 10 points and added 6 blocks vs. LA Tech on 11/27 ... Made first career start against Colgate on 11/13 ... Career-high 9 rebounds vs. Bucknell on 11/9 ... Only appeared in nine games last season and played a total of 48 minutes.

RECORD

8-8

ACC	1-4
Non-Conference	7-4
Home	6-4
Neutral	1-3
Road	1-1

November (5-1)

Nov. 9	Bucknell	W, 88-70
Nov. 13	Colgate	W, 77-74
Nov. 16	vs. Central Connecticut-1	W, 79-65
Nov. 17	vs. Oklahoma State-1	L, 68-74
Nov. 21	Texas Southern	W, 65-57
Nov. 27	Louisiana Tech	W, 90-81

December (2-5)

Dec. 1	Nebraska-2	W, 104-100 (4ot)
Dec. 4	#rv/-- Louisville	L, 68-73
Dec. 9	Bethune-Cookman	W, 65-48
Dec. 12	vs. #1/1 Purdue-3	L, 72-82 (ot)
Dec. 17	vs. Richmond-4	L, 74-83
Dec. 21	Wright State	L, 70-84
Dec. 29	at Miami	L, 83-91

January (1-2)

Jan. 1	Florida State	L, 81-83
Jan. 4	at Virginia Tech	W, 68-63
Jan. 8	Clemson	L, 65-70
Jan. 12	at Louisville	ACCN 9:00
Jan. 15	at Duke	ABC 2:00
Jan. 19	Virginia Tech	ACCN 7:00
Jan. 22	Virginia	ACCN 4:00
Jan. 26	at Notre Dame	RSN TBD
Jan. 29	at North Carolina	ACCN 2:00

February (0-0)

Feb. 2	Syracuse	ESPN2 or ESPNU 9:00
Feb. 5	Notre Dame	ACCN 3:00
Feb. 9	Wake Forest	ACCN 7:00
Feb. 12	at Pitt	ACCN 3:00
Feb. 15	at Georgia Tech	ACCN 8:00
Feb. 23	Boston College	RSN 7:00
Feb. 26	North Carolina	ESPN or ESPN2 2 or 4

March (0-0)

Mar 2	at Wake Forest	RSN 9:00
Mar 5	at Florida State	ESPN or ESPN2 12 or 2

- 1 - Basketball Hall of Fame Showcase (Uncasville, CT)
- 2 - ACC/Big Ten Challenge
- 3 - Basketball Hall of Fame Invitational (Brooklyn, NY)
- 4 - Basketball Hall of Fame Shootout (Charlotte, NC)

ACC NETWORK

Play-by-Play..... Angel Gray
Analyst..... Dan Bonner

RADIO (WOLFPACK SPORTS NETWORK)

Play-by-Play..... Gary Hahn
Analyst Tony Haynes

NC STATE COMMUNICATIONS

Director/MBB Contact..... Craig Hammel
Email/Cell..... cwhamme2@ncsu.edu
Cell Phone..... 317-292-0858

QUICK FACTS

Location.....Raleigh, N.C.
 Founded.....March 7, 1887
 Enrollment.....36,304
 Nickname.....Wolfpack
 Mascot.....Mr. and Ms. WUF
 School Colors.....Red (PMS 186) and White
 Conference.....Atlantic Coast
 Chancellor.....Dr. Randy Woodson
 Athletics Director.....Boo Corrigan
 Athletics Dept. Phone.....919-515-2101
 Basketball Office Phone.....919-515-3134
 Ticket Office Phone.....919-865-1510

PNC ARENA

Capacity:.....19,772
 Record at PNC Arena:.....257-109 (.702)
 Record at PNC Arena (under Keatts):.....51-19 (.729)

MEDIA INFORMATION

Credentials are issued to working members of the media only. Requests should be made online via NC State's application link (<https://forms.gle/uefPdwFhcNpQmF228>).

Any questions can be sent to Craig Hammel, Director of Athletics Communications.

Head coach Kevin Keatts and select players will regularly conduct media availability throughout the season (via zoom for the 2021-22 season). Email Craig if you'd like to be added to the NC State men's basketball distribution list.

ACC COACHES WEEKLY ZOOM

ACC head basketball coaches will be featured on nine Monday zooms during the 2021-22 season. The season's first teleconference will take place with all 15 coaches on Monday, January 3, 2022. Each coach will have 10 minutes to make an opening statement and answer questions. Email Andy Fledderjohann (afledder@theacc.org) to receive the weekly zoom link.

Kevin Keatts' ACC Zoom Schedule

Monday, Jan. 3 - 10:40 a.m.
 Monday, Jan. 10 - 10:40 a.m.
 Monday, Jan. 17 - 10:40 a.m.
 Monday, Jan. 24 - 10:40 a.m.
 Monday, Jan. 31 - 10:40 a.m.
 Monday, Feb. 7 - 10:40 a.m.
 Monday, Feb. 14 - 10:40 a.m.
 Monday, Feb. 21 - 10:40 a.m.
 Monday, Feb. 28 - 10:40 a.m.

ATHLETICS COMMUNICATION STAFF



Craig Hammel
 Email: cwhamme2@ncsu.edu
 Cell: 317-292-0858
 Twitter: @Hammel_Craig



NC STATE NUMERICAL ROSTER

No.	Name	Pos.	Class	Ht.	Wt.	Hometown/High School (Previous College)
0	Terquavion Smith	G	Fr.	6-4	160	Greenville, N.C./Farmville Central
1	Dereon Seabron	G	R-So.	6-7	180	Norfolk, Va./Lake Taylor
3	Cam Hayes	G	So.	6-3	180	Greensboro, N.C./Greensboro Day School
4	Jericole Hellesms	F	Sr.	6-7	200	St. Louis, Mo./Chaminade
5	Thomas Allen	G	R-Sr.	6-1	175	Raleigh, N.C./Brewster Academy (Nebraska)
10	Breon Pass	G	Fr.	6-0	175	Reidsville, N.C./Reidsville
11	Jaylon Gibson	F	So.	6-10	220	Zebulon, N.C./Grace Christian School
12	Chase Graham	G	Jr.	6-1	180	Raleigh, N.C./Athens Drive
14	Casey Morsell	G	Jr.	6-3	200	Ft. Washington, Md./St. John's College (Virginia)
15	Manny Bates	F	R-Jr.	6-11	230	Fayetteville, N.C./Northwood Temple Academy
20	Alex Nunnally	G	Fr.	6-2	180	Cary, N.C./Cary Academy
21	Ebenezer Dowuona	F	So.	6-11	225	Accra, Ghana/The Heritage School (Ga.)
23	Greg Gantt	F	Jr.	6-8	215	Fayetteville, N.C./Trinity Christian School (Providence)
24	Ernest Ross	F	Fr.	6-9	190	Alachua, Fla./Santa Fe

COACHING STAFF

Head Coach: Kevin Keatts, 5th Season (Marshall '11)
Assistant Coach: James Johnson, 5th Season (Ferrum College '93)
Assistant Coach: Roy Roberson, 4th Season (Lynchburg '92)
Assistant Coach: Mike Summey, 2nd Season (NC State '97)
Strength and Conditioning Coach: Pat Murphy, 5th Season (UNC-Wilmington '04)
Director of Operations: Steve Snell, 2nd Season (Radford '88)
Director of Player Personnel: Anthony Wright, 5th Season (Maine '99)
Director of Scouting/Quality Control: Billy O'Meara, 3rd Season (Louisville '11)
Video Coordinator: Jackson Hayzlett, 1st Season (Bowling Green '14)
Assistant Athletic Trainer: Ron Cooper, 3rd Season (Daemen College '13)
Assistant Director of Operations: Chris Zupko, 2nd Season (Roanoke College '95)

PRONUNCIATION GUIDE:

Ebenezer **Dowuona** (DUH-WANNA)
 Jericole **Hellesms** (HELL-UMS)
 Alex **Nunnally** (NONE-UH-LEE)
Dereon (DARE - E - ON) **Seabron** (SEE - BRON)
Terquavion (TUR-KWAY-VEE-AHN) Smith
 Roy **Roberson** (ROB - EHR - SIN)

RETURNEES (8)

Thomas Allen
 Manny Bates
 Ebenezer Dowuona
 Jaylon Gibson
 Chase Graham
 Cam Hayes
 Jericole Hellesms
 Dereon Seabron

NEWCOMERS (6)

Greg Gantt
 Casey Morsell
 Alex Nunnally
 Breon Pass
 Ernest Ross
 Terquavion Smith

2020-21 ACC AWARDS

2021 ALL-ACC TEAM

FIRST TEAM

Name	School	Points
Moses Wright, Georgia Tech		344
Justin Champagnie, Pitt		343
Carlík Jones, Louisville		327
Matthew Hurt, Duke		310
Sam Hauser, Virginia		281

SECOND TEAM

Name	School	Points
Keve Aluma, Virginia Tech		277
Jose Alvarado, Georgia Tech		244
Jay Huff, Virginia		214
M.J. Walker, Florida State		200
Aamir Simms, Clemson		176

THIRD TEAM

Name	School	Points
RaiQuan Gray, Florida State		167
Isaiah Wong, Miami		102
Quincy Guerrier, Syracuse		55
Prentiss Hubb, Notre Dame		42
Armando Bacot, North Carolina		41
Scottie Barnes, Florida State		41

HONORABLE MENTION

Name	School	Points
Michael Devoe, Georgia Tech		35
Kihei Clark, Virginia		31
Alan Griffin, Syracuse		29
David Johnson, Louisville		22
Nate Laszewski, Notre Dame		18
Jericole Hellems, NC State		13
Tyrece Radford, Virginia Tech		10

ALL-DEFENSIVE TEAM

Name	School	Points
Jose Alvarado, Georgia Tech		69
Manny Bates, NC State		62
Jay Huff, Virginia		53
Jordan Goldwire, Duke		43
Moses Wright, Georgia Tech		34

ALL-FRESHMAN TEAM

Name	School	Points
Scottie Barnes, Florida State		74
DJ Steward, Duke		67
Day'Ron Sharpe, North Carolina		63
Jae'Lyn Withers, Louisville		58
Caleb Love, North Carolina		32

ACC PLAYER OF THE YEAR

Moses Wright, Georgia Tech

ACC FRESHMAN OF THE YEAR

Scottie Barnes, Florida State

COACH OF THE YEAR

Mike Young, Virginia Tech

DEFENSIVE PLAYER OF THE YEAR

Jose Alvarado, Georgia Tech

MOST IMPROVED PLAYER

Matthew Hurt, Duke

SIXTH MAN OF THE YEAR

Scottie Barnes, Florida State

NOTING NC STATE

■ Kevin Keatts is entering his fifth season as head coach of NC State and for the fifth consecutive season he will have to replace the previous season's leading scorer. Devon Daniels led the team in scoring last season at 16.5 points per game. Jericole Hellems is the leading returning scorer at 12.9 points per game.

■ North Carolina's team? Nine of NC State's 14 players are from the state of North Carolina. That's the most of the four ACC programs based in North Carolina. UNC has six of its 17 players from the state. Duke has five of its 14 players from the state and Wake Forest has four of its 19 players from the state.

■ NC State only has two players (Thomas Allen and Jericole Hellems) who will complete their eligibility this season. Allen is a redshirt senior, who played his first two seasons at Nebraska before transferring home to NC State. Hellems is the only four-year senior on the team. He and redshirt junior Manny Bates have each been in the program four years. Nine of NC State's 14 players are either in their first or second seasons with the program.

■ After not adding any transfers last season for the first time since he became head coach, Kevin Keatts added two transfers this offseason in Providence transfer Greg Gantt and Virginia transfer Casey Morsell. Keatts has now added 13 transfers to the program in his five seasons as head coach.

WEDNESDAY STORYLINES

■ NC State has won six of its last seven ACC road games. The Pack ended last season by winning its final five conference road games. The five-game conference road winning streak was the most since the 1973-74 season. NC State dropped its ACC road opener this season to Miami, 91-83, but won at Virginia Tech last Tuesday, 68-63.

■ Thomas Allen Stepping up: Senior guard Thomas Allen has been a different player since coming back from Christmas break. In 10 games before Christmas, Allen averaged 1.8 points per game. In four games since coming back from Christmas break, Allen is averaging 9.3 points per game.

■ Good and Bad from first meeting against the Cards. The Good: The Pack had a season-low six turnovers in the Dec. 4 game against Louisville. NC State outscored Louisville, 30-26, in points in the paint. The 26 point points tie for the second-fewest NC State has allowed this season. In the Pack's other four ACC games, opponents are averaging 39.5 points in the paint and have outscored NC State by a combined 42 points in points in the paint. The Bad: NC State's bench was outscored 28-0 by Louisville's. The Pack leads the ACC in offensive rebounding at 12.8 per game, but Louisville limited NC State to a season-low seven offensive rebounds in the teams' first meeting.

NC STATE - LOUISVILLE SERIES

■ Wednesday is the 25th meeting between the two programs. Louisville leads the all-time series, 14-10, including a 6-2 advantage since the Cards joined the ACC. Louisville has won the last three games in the series, including a 73-68 win earlier this season at PNC Arena.

■ Kevin Keatts is 1-3 against Louisville as head coach of NC State. Keatts was an assistant coach at Louisville from 2011-14.

PACK FALLS TO CARDS 73-68 ON DEC. 4

■ Louisville ended the game on a 9-0 run to defeat NC State, 73-68, Saturday, Dec. 4 in both team's ACC opener.

■ The Cardinals led 43-29 at halftime, but NC State outscored Louisville 28-9 to take a 57-52 lead with 8:28 to play. Noah Locke tied the game at 68 with 1:30 remaining on a deep three-pointer. After an NC State miss, Matt Cross hit a fall-away three-pointer as the shot clock expired to give the Cards a 71-68 lead with 26 seconds to play. The Cardinals made two free throws to clinch the game in the final seconds. NC State made only one field goal in the final seven minutes of the game.

RELENTLESS

■ On the evening of Jan. 3 in a hotel ballroom in Blacksburg, Va., the Pack - who had lost five straight games, the longest losing streak for NC State since the 2016-17 season - gathered for film review. After film, Kevin Keatts stood in front of his team and gave them an assignment. He wanted the players to get together and come up with one word that would be their rallying call for the rest of the season. It's the word they would say to themselves when times were getting tough. The next morning the players came to Coach Keatts and gave them their word ... Relentless. That evening, the Pack found themselves trailing 59-58 with 4:54 to play after a 9-0 Va Tech run turned a 58-50 NC State lead into a one point deficit. On the ensuing possession, NC State defined relentless by getting five offensive rebounds on one possession until Ebenzer Dowuona finally got one to go down to put the Pack back in front, 60-59, with 3:55 to play. NC State would never trail again on their way to a 68-63 win.

PACK TIED WITH WAKE FOREST FOR HIGHEST SCORING TRIO IN THE ACC

■ NC State's trio of Dereon Seabron, Jericole Hellems and Terquavion Smith are tied as the highest scoring trio in the ACC. The three players combine to average 48.2 points per game this season. The trio is responsible for 63.7 percent of NC State's points this season.

■ Seabron ranks third in the ACC in scoring at 20.1 points per game. The Norfolk, Va., native is tied for the most 20-point performances by an ACC player this season with eight. Seabron's career-high coming into the season was 17 points. This season he has scored more than 17 points in 11 of 16 games. He scored a career-high 39 points in the Pack's 40T win over Nebraska.

■ Hellems ranks 20th in the ACC in scoring at 14.3 points per game. The Saint Louis, Mo., native has scored in double figures in 11 of the last 13 games. Against Miami on 12/29, he became the 55th player in program history to score over 1,000 points in their career.

■ Smith is the third-highest true freshman scorer in the ACC at 13.8 ppg. The Farmville, N.C. native has started the last nine games for NC State and is averaging 17.0 points per game when in the starting lineup. He's hit the second-most three-pointers this season (40) by an ACC player. His seven three-pointers against Florida State on 1/1 are tied for the most by an ACC player this season.

Highest Scoring Trios in ACC

1. NC State	Dereon Seabron (20.1), Jericole Hellems (14.3) & Terquavion Smith (13.8)	48.2
2. Wake Forest	Alondes Williams (20.4), Jake LaRavia (14.9) & Daivien Williamson (12.9)	48.2
3. Syracuse	Buddy Boeheim (18.6), Jimmy Boeheim (14.6) & Joe Girard III (13.9)	47.1

ACC 2021-22 PRESEASON POLL

School (First-place votes in parentheses)	Points
1. Duke (47)	1132
2. Florida State (14)	1034
3. North Carolina (5)	1001
4. Virginia (9)	949
5. Virginia Tech (5)	857
6. Louisville (1)	791
7. Syracuse	781
8. Notre Dame	599
9. NC State	555
10. Georgia Tech	524
11. Clemson	430
12. Miami	428
13. Wake Forest	274
14. Pitt	253
15. Boston College	112

2021 PRESEASON ALL-ACC FIRST TEAM

Name, School	Points
Buddy Boeheim, Syracuse	68
Keve Aluma, Virginia Tech	52
Paolo Banchero, Duke	49
Armando Bacot, North Carolina	46
Isaiah Wong, Miami	37

2021 PRESEASON ALL-ACC SECOND TEAM

Name, School	Points
Michael Devoe, Georgia Tech	25
Kihei Clark, Virginia	23
Prentiss Hubb, Notre Dame	17
Mark Williams, Duke	12
Wendell Moore Jr., Duke	9
Malik Williams, Louisville	9
Caleb Love, North Carolina	9

ACC PRESEASON PLAYER OF YEAR

Paolo Banchero, Duke 28
 Keve Aluma, Virginia Tech, 16
 Buddy Boeheim, Syracuse, 13
 Armando Bacot, North Carolina, 12
 Kihei Clark, Virginia, 5
 Wendell Moore Jr., Duke, 3
 Caleb Love, North Carolina, 2
 Mark Williams, Duke, 2

ACC PRESEASON FRESHMAN OF YEAR

Paolo Banchero, Duke 64
 Trevor Keels, Duke, 5
Terquavion Smith, NC State, 3
 Dontrez Styles, North Carolina, 3
 Igor Milicic Jr., Virginia, 3
 Wooga Poplar, Miami, 1
 Benny Williams, Syracuse, 1
 Cameron Hildreth, Wake Forest, 1

DEREON SEABRON BREAKING OUT

■ Redshirt sophomore guard Dereon Seabron has broken out as one of the ACC's best players this season. ■ Seabron is tied for the lead in the ACC with nine double-doubles this season and is currently atop of the ACC individual rankings in offensive rebounding (3.6). He ranks second in rebounding (9.9), third in the league in scoring (20.1), sixth in field goal percentage (53.6%), 10th in steals (1.6) and 11th in assists (3.5). ■ He leads NC State in scoring, rebounding, assists and steals and his 53.6 percent field goal shooting is also the best on the team. Seabron is the only player in the ACC to lead his team in scoring, rebounding, assists and steals. ■ The ACC doesn't give out player of the month honors, but if it did it would be hard to find a better candidate than Seabron for the month of November. The Norfolk, Va., ended the month, leading the ACC in steals (2.67), tied for first in rebounding (9.83), second in offensive rebounding (3.0), third in field goal percentage (60.3%) and fourth in scoring (18.8). Seabron also had four double-doubles in November, the most of any player in the ACC. ■ Seabron averaged 5.2 points and 3.9 rebounds per game last season as a redshirt freshman. He saw limited time in the first two months of the season as minutes were hard to find with Devon Daniels playing ahead of him. Daniels was injured in the Pack's win over Wake Forest on Jan. 27. At that point in the season Seabron was averaging 3.8 points and 2.4 rebounds per game and had only played more than 15 minutes in a game two times. After Daniels went down, Seabron's minutes went up and he started to show flashes of what was to come this season. He averaging 8.4 points per game over last eight outings of the season and had all three double-digit scoring games of the season during that stretch. He ended the regular season by being named ACC Freshman of the Week on March 8 after posting then career-highs in points (17), rebounds (13) and blocks (3) in a win at Notre Dame

HELLEMS HAS SHOWN SUSTAINED IMPROVEMENT

■ NC State senior forward Jericole Hellems has improved his numbers every season of his collegiate career. After making a jump in every statistical category as a sophomore, Hellems made another jump as a junior as he has increased his output in every category. ■ The Saint Louis, Mo., native was the only NC State player last season to lead the team in at least one game in points, rebounds, assists, steals and blocks.

Hellems Year-by-Year Statistics

	PPG	FG%	3FG%	RPG	APG	SPG
Senior	14.3	39.2	38.6	4.5	1.5	1.5
Junior	12.8	45.7	39.7	5.1	1.8	1.1
Sophomore	9.5	40.4	33.0	3.4	1.0	0.6
Freshman	5.3	38.6	31.9	2.5	0.7	0.4

WHAT THE PACK IS MISSING IN MANNY BATES

■ Redshirt junior forward Manny Bates suffered a right shoulder dislocation just 57 seconds into the Pack's season-opener and will miss the rest of the regular season. ■ The Fayetteville, N.C. native had led the ACC in blocked shots in his freshman and sophomore seasons and was aiming to be the first ACC player since Duke's Shelden Williams (2004-06) to lead the conference in blocked shots in three consecutive seasons. ■ Bates registered his 100th career block in just his 34th career game. He is the fastest player in program history to 100 blocks and is the fastest ACC player to 100 career blocks in over 20 seasons. Since 1985-86, Wake Forest's Tim Duncan and Georgia's Tech Alvin Jones are the only ACC players to get to 100 blocks in less games than Bates. ■ Bates ranks third (83 - freshman season) and sixth (64 - sophomore season) on NC State's single-season blocked shot chart and is fourth on the program's career blocked shot list. ■ Bates has also been an efficient scorer for the Pack. Last season, Bates set the program's single-season field goal percentage record by shooting 64.1 percent (100-of-156) from the field. He also shot 68.6 percent from the free throw line, improving over 20 percentage points from his freshman campaign at the stripe. ■ For his career, Bates is shooting 64.7 percent (165-of-255) from the field. He needs 200 made field goals to qualify for the career field goals chart. His current shooting pace would shatter the current leader in career field goal percentage (Kevin Thompson, 1990-93 - 58.8%).

NC State Career Blocked Shot Chart

Rk	Name	Years	GP	Blk
1.	BeeJay Anya	2013-17	129	243
2.	Thurl Bailey	1980-83	123	207
3.	Kevin Thompson	1990-93	118	150
4.	Manny Bates	2019-pres.	54	147

TOP BENCH SCORING PERFORMANCES UNDER KEVIN KEATTS

Opponents	Bench Pts	Result
1. USC Upstate (12/22/18)	62	W, 98-71
2. Pitt (1/12/19)	54	W, 86-80
3. Maryland Eastern Shore (11/10/18)	50	W, 94-49
4. The Citadel (12/22/19)	45	W, 83-63
Loyola Maryland (12/28/18)	45	W, 97-64
6. Western Carolina (12/5/18)	44	W, 100-67
7. North Carolina (1/8/19)	43	L, 82-90
8. Saint Peter's (11/20/18)	42	W, 85-57
9. UNC Asheville (11/13/18)	41	W, 100-49
Louisville (3/3/18)	41	W, 76-69

EXPERIENCE LACKING BEHIND MANNY BATES

■ The Pack does not have very much experience in the frontcourt with Bates out for the season. Bates injury means the Pack only has three players on its team that are 6'9" or taller available. Prior to this season, that trio (Ebenezer Dowuona, Jaylon Gibson and Ernest Ross) had played a combined 128 minutes of college basketball with zero starts.

■ Ebenezer Dowuona has stepped into the starting lineup to replace Bates. As a freshman last season, Dowuona appeared in 9 of NC State's 25 games and played a total of 48 minutes. The Ghana native played 25 minutes in each of the Pack's first two games this season to surpass last season's total minutes played. For the season, Dowuona is averaging 3.6 points, 4.6 rebounds and 2.4 blocks per game. He ranks fourth in the ACC in blocked shots per game.

■ Jaylon Gibson appeared in 17 games last season as a freshman and averaged 0.8 points and 0.9 rebounds in 4.7 minutes of action a game. He is averaging 11.6 minutes per game this season and has shown a knack for offensive rebounding, 18 of his 30 rebounds this season are offensive.

IMPORTANCE OF A DEEP BENCH

■ Since Kevin Keatts arrival at NC State, the Pack has had one of the best benches in the country.

■ In 142 games with Keatts as head coach, NC State's bench has averaged 22.3 points per game and has outscored the opponent's bench by 703 points (3,161 bench points for NC State and 2,439 for its opponents).

■ Kevin Keatts teams have accounted for 11 of top-21 NC State bench scoring performances since 1999-2000 season, including the top-3. (see chart to left for best bench performances under Keatts).

PACK HAS BEEN ONE OF ACC'S BEST UNDER KEATTS IN TURNOVER MARGIN

■ In four seasons with Kevin Keatts, NC State has finished second twice, third place once and fourth place once in the ACC in turnover margin. The Pack had a +2.64 turnover margin in 2017-18 and a +3.08 turnover margin in 2018-19. In the Kevin Keatts era, NC State is 72-31 (69.9%) when it has the same or fewer turnovers than its opponent and just 15-24 when it has more turnovers than its opponent.

DEFENSIVE PRESSURE UNDER KEATTS

■ In the first two seasons under Kevin Keatts, the Pack led the ACC in forcing opponent turnovers. After ranking fifth in the ACC in his third season, the Pack was back towards the top, finishing in second place. In his first season with NC State in 2017-18, the Pack forced 487 opponent turnovers, an average of 14.8 per game. In 2018-19, NC State forced 560 turnovers, an average of 15.6 per game. The 560 opponent turnovers are the third-most forced turnovers in program history. In the Kevin Keatts era, NC State is 49-17 (74.2%) when it forces an opponent into 15 or more turnovers.

Associated Press Top-25 (Jan. 10)

RK	Team	Record	Pts.
1.	Baylor (61)	15-0	1525
2.	Gonzaga	12-2	1440
3.	UCLA	10-1	1376
4.	Auburn	14-1	1193
5.	USC	13-0	1152
6.	Arizona	12-1	1144
7.	Purdue	13-2	1139
8.	Duke	12-2	1130
9.	Kansas	12-2	1031
10.	Michigan State	13-2	1011
11.	Houston	14-2	949
12.	LSU	14-1	889
13.	Wisconsin	13-2	784
14.	Villanova	11-4	682
15.	Iowa State	13-2	648
16.	Ohio State	10-3	510
17.	Xavier	12-2	453
18.	Kentucky	12-3	438
19.	Texas Tech	11-3	373
20.	Seton Hall	11-3	342
21.	Texas	12-3	282
22.	Tennessee	10-4	277
23.	Providence	14-2	250
24.	Alabama	11-4	237
25.	Illinois	11-3	208

USA Today Coaches Poll Top-25 (Jan. 10)

RK	Team	Record	Pts.
1.	Baylor (32)	15-0	800
2.	Gonzaga	12-2	735
3.	UCLA	10-1	702
4.	Auburn	14-1	615
5.	Purdue	13-2	606
6.	Arizona	12-1	601
7.	USC	13-0	595
8.	Duke	12-2	590
9.	Michigan State	13-2	558
10.	Kansas	12-2	553
11.	Houston	14-2	431
12.	LSU	14-1	399
13.	Wisconsin	13-2	391
14.	Villanova	11-4	380
15.	Ohio State	10-3	312
16.	Iowa State	13-2	305
17.	Kentucky	12-3	272
18.	Seton Hall	11-3	219
19.	Texas Tech	11-3	210
20.	Providence	14-2	191
21.	Xavier	12-2	190
22.	Texas	12-3	154
23.	Tennessee	10-4	131
24.	Illinois	11-3	108
25.	Alabama	11-4	105

NC State in the Polls

	AP	USA Today
Preseason	-	-
Nov. 15	-	-
Nov. 22	-	-
Nov. 29	-	-
Dec. 6	-	-
Dec. 13	-	-
Dec. 20	-	-
Dec. 27	-	-
Jan. 3	-	-
Jan. 10	-	-

NC STATE IN ACC RANKINGS

(Thru 1/8/22)

Individual**Scoring**

3. Dereon Seabron	20.1
20. Jericole Hellems	14.3

Rebounding

2. Dereon Seabron	9.9
-------------------	-----

Offensive Rebounding

1. Dereon Seabron	3.6
-------------------	-----

Field Goal Percentage

6. Dereon Seabron	53.6
-------------------	------

Three-Point Field Goal Percentage

4. Terquavion Smith	35.1
---------------------	------

Free Throw Percentage

7. Jericole Hellems	80.6
---------------------	------

Assists

11. Dereon Seabron	3.5
--------------------	-----

Steals

10. Dereon Seabron	1.6
15. Jericole Hellems	1.5

Blocked Shots

4. Ebenezer Dowuona	2.4
---------------------	-----

Minutes

2. Dereon Seabron	36.7
7. Jericole Hellems	34.8

Team

Category	Rank	Stat
Scoring Offense	6th	76.1
Scoring Defense	14th	74.9
Scoring Margin	13th	+1.2
Free Throw %	10th	71.6
Field Goal %	14th	41.6
Field Goal % Defense	14th	45.1
3-Point FG Made/Game	9th	7.7
3-Point FG %	13th	31.8
Offensive Rebounds/Game	1st	12.8
Rebounding Margin	11th	0.0
Blocked Shots	5th	4.1
Assists	14th	11.7
Steals	5th	7.7
Turnovers	4th	10.4
Forcing Turnovers	6th	13.1
Turnover Margin	5th	+2.8
Assist/Turnover Ratio	10th	1.12

HELLEMS IS 55TH PLAYER IN PROGRAM HISTORY TO SCORE 1000 POINTS

■ Senior forward Jericole Hellems scored his 1,000th career point in the Pack's game at Miami on Dec. 29. He is the 55th player in program history to reach the 1,000-point plateau.

NC State Career Scoring Chart

Rk	Name	Years	GP	Points
50.	Curtis Marshall	1992-96	116	1,052
50.	Lakista McCuller	1992-95	111	1,052
52.	Sidney Lowe	1980-83	120	1,048
53.	Jericole Hellems	2018-pres.	108	1,035

REPLACE THE LEADING SCORER? NOTHING NEW FOR KEATTS

■ NC State lost its leading scorer from the previous season as Devon Daniels and his team-best 16.5 points per game average graduated. The loss of the previous season's leading scorer is nothing new for Keatts. Since he became head coach of the Pack in the spring of 2017 he has had to replace the team's leading scorer each season.

Replacing Leading Scorer under Keatts

Season	Previous Season Leading Scorer	Leading Scorer That Season
2017-18	Dennis Smith, Jr. (18.1)	Allerik Freeman (16.1)
2018-19	Allerik Freeman (16.1)	Torin Dorn (14.0)
2019-20	Torin Dorn (14.0)	C.J. Bryce (13.3)
2020-21	C.J. Bryce (13.3)	Devon Daniels (16.50)
2021-22	Devon Daniels (16.5)	?

■ As a program, NC State has not had a player repeat as scoring leader since C.J. Leslie led the team in scoring in the 2011-12 and 2012-13 seasons.

DEREON SEABRON NAMED ACC PLAYER OF THE WEEK (TWO TIMES)

■ Redshirt sophomore guard Dereon Seabron has been named ACC Player of the Week on Monday, Nov. 15 and Monday, Dec. 6 to start this season.

■ Seabron posted double-doubles in NC State's two opening week wins. He had a then-career-high 18 points and 12 rebounds in the win over Bucknell. He followed up by resetting his career-high with 21 points and 10 rebounds against Colgate. Seabron hit the game-winning free throws, breaking a 74-74 tie, with two seconds remaining against Colgate.

■ In the first games of December, Seabron had career-highs in points (39) and rebounds (19) to lead the Pack to a 4 OT win over Nebraska on Dec. 1. He followed up with 11 points and nine rebounds in the Pack's ACC-opener against Louisville.

ROAD WIN STREAK

■ NC State ended the 2021-22 regular season winning its last five conference road games. It's the first time since the 1973-74 season that NC State has won five consecutive ACC road games in the same season.

NC STATE ADDS THREE TALENTED SIGNEES IN 2021 CLASS TO THIS YEAR'S ROSTER

■ NC State has added three four-star freshmen to this year's roster in Breon Pass (Reidsville, N.C.), Ernest Ross (Alachua, Fla.) and Terquavion Smith (Greenville, N.C.)

■ Smith won three consecutive North Carolina Class 2A State Titles and was named North Carolina Mr. Basketball and North Carolina Gatorade Player of the Year. Ross was named Player of the Year in Florida by the coaches association and led his high school to the state championship game, while Pass is one of the more decorated dual-sport signees in NC State history. Pass had power five offers to play both college basketball and college football. Pass averaged 32.6 points and 12.3 rebounds per game on the basketball court and caught 35 passes for 758 yards and 11 touchdowns on the football field as a senior.

NC STATE ADDS TWO SIGNEES IN FALL CLASS

■ NC State signed two players on the first day of the fall signing period on Nov. 10. The Pack added Shawn Phillips (Dayton, Ohio) and LJ Thomas (Stone Mountain, Ga.) to the program. Both players will join the team for the 2022-23 season

- Phillips is a four-star prospect according to ESPN and Rivals. He's ranked as the No. 98 overall prospect in the country according to Rivals and is playing his senior season at Dream City Christian School in Glendale, Ariz.

- Thomas is a four-star prospect by ESPN and the No. 138 overall recruit in the country according to 247Sports. He averaged 18.5 points, 4.2 assists and 3.5 rebounds per game while shooting 44 percent from the

PERCENTAGE RETURNING/LEADERS

Stat	Returning	Total	% Returning	Returning Leader	Last Season's Leader
Points	1015	1820	55.8%	Jericole Hellems (12.9)	Devon Daniels (16.5)
Rebounds	539	1142	47.2%	Manny Bates (5.9)	Manny Bates (5.9)
Assists	179	328	54.6%	Cam Hayes (3.1)	Cam Hayes (3.1)
Blocks	84	106	79.2%	Manny Bates (64)	Manny Bates (64)
Steals	107	202	53.0%	Cam Hayes (29)	Shakeel Moore (35)

NC State's Record When...	
At Home.....	6-4
On the Road.....	1-1
Neutral.....	1-3
OT Game.....	
Day Game.....	2-4
Night Game (after 6 p.m.).....	6-4
Lead at Halftime.....	3-3
Trail at Halftime.....	4-5
Tied at Halftime.....	1-0
Scores 100+ Points.....	1-0
Scores 90+ Points.....	2-0
Scores 80+ Points.....	3-2
Scores 70+ Points.....	5-5
Scores 60+ Points.....	8-8
Scores less than 60 Points.....	
Opponent scores 100+ Points.....	1-0
Opponent scores 90+ Points.....	1-1
Opponent scores 80+ Points.....	2-5
Opponent scores 70+ Points.....	4-8
Opponent scores 60+ Points.....	6-8
Opponent scores less than 60 Points.....	2-0
Games decided by 1 point.....	
Games decided by 5 points or less.....	3-3
Games decided by 6-9 points.....	2-3
Games decided by 10-19 points.....	3-2
Games decided by more than 20 points.....	
Leads with 5 minutes to play.....	7-2
Trails with 5 minutes to play.....	1-4
Tied with 5 minutes to play.....	0-2
Shoots 50% or better.....	1-1
Shoots between 40-49%.....	6-3
Shoots under 40%.....	1-4
Opponent shoots 50% or better.....	1-5
Opponent shoots between 40-49%.....	5-2
Opponent shoots under 40%.....	2-1
Shoots 30% or better from 3-point.....	4-4
Shoots under 30% from 3-point.....	4-4
Opponent shoots 30% or better from 3-point.....	5-6
Opponent shoots under 30% from 3-point.....	3-2
Shoots 70% or better from the FT line.....	5-4
Shoots between 60-69% from the FT line.....	2-3
Shoots under 60% from the FT line.....	1-1
Opponent shoots 70% or better from the FT line.....	5-7
Opponent shoots between 60-69% from the FT line.....	2-1
Opponent shoots under 60% from the FT line.....	1-0
Commits 15 or more turnovers.....	1-3
Commits fewer than 15 turnovers.....	7-5
Forces 15+ turnovers.....	2-2
Forces fewer than 15 turnovers.....	6-6
Has fewer or same number of turnovers.....	7-7
Outrebounds opponent.....	5-2
Outrebounded by opponent.....	2-5
Ties opponents in rebounding.....	1-1
November.....	5-1
December.....	2-5
January.....	1-2
February.....	
March.....	
Monday.....	
Tuesday.....	3-1
Wednesday.....	1-2
Thursday.....	1-0
Friday.....	0-1
Saturday.....	2-3
Sunday.....	1-1

Opponent	Starting Lineups						Result
Bucknell	Hayes	Morsell	Seabron	Hellems	Bates		W, 88-70
Colgate	Hayes	Morsell	Seabron	Hellems	Dowuona		W, 77-74
vs. Central Connecticut	Hayes	Morsell	Seabron	Hellems	Dowuona		W, 79-65
vs. Oklahoma State	Hayes	Morsell	Seabron	Hellems	Dowuona		L, 68-74
Texas Southern	Hayes	Morsell	Seabron	Hellems	Dowuona		W, 65-57
Louisiana Tech	Hayes	Morsell	Seabron	Hellems	Dowuona		W, 90-81
Nebraska	Hayes	Morsell	Seabron	Hellems	Dowuona		W, 104-100
Louisville	Hayes	Smith	Seabron	Hellems	Dowuona		L, 68-73
Bethune-Cookman	Hayes	Smith	Seabron	Hellems	Dowuona		W, 65-48
vs. Purdue	Hayes	Smith	Seabron	Hellems	Dowuona		L, 72-82
vs. Richmond	Hayes	Smith	Seabron	Hellems	Dowuona		L, 74-83
Wright State	Hayes	Smith	Seabron	Hellems	Dowuona		L, 70-84
at Miami	Hayes	Smith	Seabron	Hellems	Dowuona		L, 83-91
Florida State	Allen	Smith	Seabron	Hellems	Dowuona		L, 81-83
at Virginia Tech	Allen	Smith	Seabron	Hellems	Dowuona		W, 68-63
Clemson	Allen	Smith	Seabron	Hellems	Dowuona		L, 65-70

Starting Lineups

W-L

5-1	Dowuona, Hayes, Hellems, Morsell, Seabron
1-5	Dowuona, Hayes, Hellems, Seabron, Smith
1-2	Allen, Dowuona, Hellems, Seabron, Smith
1-0	Bates, Hayes, Hellems, Morsell, Seabron

Margin of Victory/Defeat

	1	2	3	4	5	6	7	8	9	10	11-15	16-19	20-24	25+
Wins	-	-	1	1	1	-	-	1	1	-	1	2	-	-
Losses	-	1	-	-	1	1	-	1	1	1	1	-	-	-

Most First Half Points

NC State	41	3x; last vs. Florida State (1/1/22)
Opponents	43	2x; last by Florida State (1/1/22)

Most Second Half Points

NC State	49	vs. Louisiana Tech (11/27/21)
Opponents	51	Miami (12/29/21)

Fewest First Half Points

NC State	25	vs. Oklahoma State (11/17/21)
Opponents	27	Purdue (12/12/21)

Fewest Second Half Points

NC State	31	vs. Bethune-Cookman (12/9/21)
Opponents	19	Bethune-Cookman (12/9/21)

Largest Halftime Lead

NC State	8	vs. Louisiana Tech (11/27/21)
Opponents	14	Louisville (12/4/21)

Largest Margin of Victory

NC State	18	vs. Bucknell (11/9/21)
Opponents	14	Wright State (12/21/21)

How Scored First Points

Lay-Up	6
Jump Shot	5
Three-pointer	4
Free Throw	1

Scored First Point

Jericole Hellems	3
Dereon Seabron	3
Terquavion Smith	3
Thomas Allen	2
Ebenezer Dowuona	2
Casey Morsell	2
Cam Hayes	1

INDIVIDUAL POINTS-REBOUNDS-ASSISTS

	Thomas Allen	Manny Bates	Ebenezer Dowuona	Greg Gantt	Jaylon Gibson	Chase Graham	Cam Hayes	Jericole Hellems	Casey Morsell	Alex Nunnally	Breon Pass	Ernest Ross	Dereon Seabron	Terquavion Smith
Bucknell	DNP	0-0-0	2-9-0	DNP	0-2-0	0-0-0	9-3-4	22-4-0	13-6-0	0-0-0	4-3-1	0-1-0	18-12-1	20-3-1
Colgate	0-0-0	INJ	4-4-0	DNP	4-3-1	DNP	10-1-1	4-4-2	22-4-0	DNP	0-0-1	DNP	21-10-4	12-4-2
vs. Central Connecticut	8-0-2	INJ	3-4-0	DNP	4-5-0	0-0-0	10-1-3	4-2-0	8-3-3	0-0-0	7-0-0	0-6-0	24-9-2	11-3-5
vs. Oklahoma State	0-0-0	INJ	2-3-0	DNP	5-4-0	DNP	16-3-1	18-4-0	8-7-2	DNP	DNP	0-0-0	19-10-3	0-2-2
Texas Southern	2-2-2	INJ	1-6-0	DNP	4-3-0	DNP	11-3-5	10-4-1	7-5-0	DNP	2-2-0	0-0-0	21-11-4	7-1-2
Louisiana Tech	DNP	INJ	10-1-0	DNP	2-5-0	DNP	14-3-5	31-4-0	14-3-1	DNP	0-0-1	0-0-0	10-7-5	9-4-4
Nebraska	5-3-0	INJ	4-8-0	DNP	0-0-0	DNP	13-4-2	15-7-4	14-4-0	DNP	3-7-1	2-3-0	39-19-4	9-11-1
Louisville	0-0-2	INJ	7-3-0	DNP	0-1-0	DNP	15-3-1	18-5-5	DNP	DNP	0-2-0	0-0-0	11-9-2	17-4-0
Bethune-Cookman	3-2-0	INJ	8-8-0	DNP	0-2-0	0-0-0	6-2-3	13-4-5	DNP	0-0-0	3-0-0	2-1-0	16-13-2	14-4-2
vs. Purdue	0-1-0	INJ	0-2-0	DNP	4-2-1	DNP	12-5-2	12-3-1	3-5-0	DNP	DNP	2-0-0	18-6-4	21-3-2
vs. Richmond	0-0-0	INJ	5-8-0	DNP	2-0-1	DNP	16-2-3	12-4-1	0-4-0	DNP	0-0-0	DNP	21-13-3	18-2-0
Wright State	0-0-0	INJ	4-8-0	DNP	0-1-1	DNP	5-5-3	14-7-1	6-4-1	DNP	0-0-0	4-4-0	10-5-3	27-2-1
at Miami	13-7-3	INJ	4-3-0	DNP	DNP	DNP	0-3-4	24-6-1	4-0-1	DNP	5-2-2	5-0-0	14-11-6	14-4-1
Florida State	9-2-3	INJ	0-3-0	DNP	0-2-0	DNP	2-0-1	8-2-1	2-1-1	DNP	5-4-1	DNP	32-7-7	23-5-3
at Virginia Tech	5-0-3	INJ	2-2-0	DNP	DNP	DNP	4-3-1	15-5-1	0-2-2	DNP	DNP	4-3-0	21-10-3	17-7-1
Clemson	10-3-1	INJ	2-2-0	DNP	0-0-0	DNP	7-3-0	8-7-1	9-4-2	DNP	0-2-0	0-0-0	27-7-3	2-3-1

Points Leader*	Season	Career	Blocks Leader*	Season	Career	10+ Assists	Season	Career
Jericole Hellems	4	15	Manny Bates		41			
Dereon Seabron	9	10	Ebenezer Dowuona	12	12	Double-Doubles	Season	Career
Thomas Allen		3	Jericole Hellems	3	8	Dereon Seabron	9	10
Cam Hayes		2	Jaylon Gibson	2	3	Manny Bates		2
Terquavion Smith	2	2	Dereon Seabron	1	3	Jericole Hellems		1
Manny Bates		1	Terquavion Smith	2	2			
Casey Morsell	1	1	Thomas Allen		1	Triple-Doubles	Season	Career
			Cam Hayes	1	1			
			Casey Morsell	1	1			
Rebounds Leader*	Season	Career	10+ Points	Season	Career	Free Throws in Final 4 Minutes of 2nd Half (& OT)		
Dereon Seabron	15	19	Jericole Hellems	12	51	Casey Morsell	4-4	1.000
Manny Bates		13	Dereon Seabron	16	19	Jaylon Gibson	2-2	1.000
Jericole Hellems	1	13	Thomas Allen	2	17	Jericole Hellems	12-14	.857
Thomas Allen		1	Cam Hayes	9	15	Dereon Seabron	24-32	.750
Ebenezer Dowuona	1	1	Manny Bates		14	Cam Hayes	6-8	.750
			Terquavion Smith	11	11	Thomas Allen	3-4	.750
			Casey Morsell	4	8	Ernest Ross	2-3	.667
			Ebenezer Dowuona	1	1	Ebenezer Dowuona	5-8	.625
Assists Leader*	Season	Career	20+ Points	Season	Career	Terquavion Smith	4-8	.500
Cam Hayes	5	15	Dereon Seabron	8	8	Breon Pass	1-2	.500
Dereon Seabron	11	12	Jericole Hellems	3	7			
Jericole Hellems	3	8	Terquavion Smith	4	4			
Thomas Allen	1	4	Manny Bates		1			
Manny Bates		1	Cam Hayes	1	1			
Terquavion Smith	1	1	Casey Morsell	1	1			
Steals Leader*	Season	Career	30+ Points	Season	Career			
Jericole Hellems	7	22	Dereon Seabron	2	2			
Dereon Seabron	5	8	Jericole Hellems	1	1			
Cam Hayes	1	7						
Terquavion Smith	5	5						
Thomas Allen		3						
Ebenezer Dowuona	2	2						
Manny Bates		1						
Casey Morsell	1	1						
			10+ Rebounds	Season	Career			
			Dereon Seabron	9	10			
			Manny Bates		3			
			Jericole Hellems		1			
			20+ Rebounds	Season	Career			

-includes ties/NC State only

NC STATE GAME-BY-GAME LEADERS

OPPONENT	RESULT	POINTS	REBOUNDS	ASSISTS	STEALS	BLOCKS
Bucknell	W, 88-80	Jericole Hellems - 24	Dereon Seabron - 12	Cam Hayes - 4	Terquavion Smith - 4	Ebenezer Dowuona - 2
Colgate	W, 77-74	Casey Morsell - 22	Dereon Seabron - 10	Dereon Seabron - 4	Jericole Hellems - 2	Jericole Hellems - 1 Terquavion Smith - 1
vs. Central Connecticut	W, 79-65	Dereon Seabron - 24	Dereon Seabron - 9	Terquavion Smith - 5	Dereon Seabron - 3	Ebenezer Dowuona - 1 Casey Morsell - 1 Terquavion Smith - 1
vs. Oklahoma State	L, 68-74	Dereon Seabron - 19	Dereon Seabron - 10	Dereon Seabron - 3	Ebenezer Dowuona - 3	Jaylon Gibson - 2
Texas Southern	W, 65-57	Dereon Seabron - 21	Dereon Seabron - 11	Cam Hayes - 5	Dereon Seabron - 3	Cam Hayes - 2 Jericole Hellems - 2
Louisiana Tech	W, 90-81	Jericole Hellems - 31	Dereon Seabron - 7	Cam Hayes - 5 Dereon Seabron - 5	Dereon Seabron - 5	Ebenezer Dowuona - 6
Nebraska	W, 104-100	Dereon Seabron - 39	Dereon Seabron - 19	Jericole Hellems - 4 Dereon Seabron - 4	Ebenezer Dowuona - 2 Casey Morsell - 2 Dereon Seabron - 2	Ebenezer Dowuona - 8
Louisville	L, 68-73	Jericole Hellems - 18	Dereon Seabron - 9	Jericole Hellems - 5	Jericole Hellems - 3	Ebenezer Dowuona - 2
Bethune-Cookman	W, 65-48	Dereon Seabron - 16	Dereon Seabron - 13	Jericole Hellems - 5	Jericole Hellems - 3	Ebenezer Dowuona - 4
vs. Purdue	L, 72-82	Terquavion Smith - 21	Dereon Seabron - 6	Dereon Seabron - 4	Terquavion Smith - 2	Ebenezer Dowuona - 2
vs. Richmond	L, 74-83	Dereon Seabron - 21	Dereon Seabron - 13	Cam Hayes - 3 Dereon Seabron - 3	Jericole Hellems - 3	Ebenezer Dowuona - 3
Wright State	L, 74-83	Terquavion Smith - 27	Ebenezer Dowuona - 8	Cam Hayes - 3 Dereon Seabron - 3	Jericole Hellems - 2 Terquavion Smith - 2	Ebenezer Dowuona - 1 Jericole Hellems - 1
at Miami	L, 83-91	Jericole Hellems - 24	Dereon Seabron - 11	Dereon Seabron - 6	Terquavion Smith - 3	Ebenezer Dowuona - 2
Florida State	L, 81-83	Dereon Seabron - 32	Dereon Seabron - 7	Dereon Seabron - 7	Dereon Seabron - 2	Ebenezer Dowuona - 2
at Virginia Tech	W, 68-63	Dereon Seabron - 21	Dereon Seabron - 10	Thomas Allen - 3 Dereon Seabron - 3	Cam Hayes - 2 Jericole Hellems - 2 Terquavion Smith - 2	Ebenezer Dowuona - 3
Clemson	L, 65-70	Dereon Seabron - 27	Dereon Seabron - 7	Dereon Seabron - 3	Jericole Hellems - 4	Jaylon Gibson - 1 Dereon Seabron - 1

TEAM GAME-BY-GAME STATS

	DATE	RESULT	FG-A	PCT.	3FG-A	PCT.	FT-A	PCT.	REBOUNDS O-D-TOTAL	PF	PTS.	A	TO	BLK	ST	MIN.	PTS. AT HALF
Bucknell			29-63	.460	9-31	.290	3-4	.750	8-24-32	17	70	14	17	1	1	200	40
at NC State	Nov. 9	W, 88-70	33-72	.458	7-25	.280	15-20	.750	17-26-43	12	88	7	8	2	13	200	40
Colgate			25-55	.455	12-28	.429	12-15	.800	10-19-29	18	74	19	11	2	3	200	37
at NC State	Nov. 13	W, 77-74	28-57	.491	4-15	.267	17-21	.810	10-21-31	12	77	11	6	2	6	200	38
Central Connecticut			22-55	.400	9-24	.375	12-19	.632	9-26-35	20	65	12	14	1	4	200	33
vs. NC State	Nov. 16	W, 79-65	27-60	.450	11-23	.478	14-23	.609	12-28-40	18	79	15	11	3	6	200	32
Oklahoma State			24-62	.387	2-13	.154	24-31	.774	16-28-44	27	74	14	12	10	8	200	31
vs. NC State	Nov. 17	L, 68-74	17-56	.304	5-20	.250	29-35	.829	15-24-39	23	68	8	17	5	7	200	25
Texas Southern			20-65	.308	6-13	.462	11-20	.550	18-30-48	25	57	8	14	4	3	200	31
at NC State	Nov. 21	W, 65-57	22-55	.400	4-21	.190	17-29	.586	9-32-41	21	65	14	9	8	9	200	28
Louisiana Tech			30-59	.508	6-18	.333	15-18	.833	12-24-36	16	81	14	14	3	3	200	33
at NC State	Nov. 27	W, 90-81	32-62	.516	11-23	.478	15-19	.789	9-19-28	15	90	16	6	7	10	200	41
Nebraska			40-96	.417	9-37	.243	11-15	.733	14-35-49	29	100	18	16	4	11	300	39
at NC State	Dec. 1	W, 104-100	33-90	.367	6-35	.171	32-43	.744	25-45-70	19	104	12	20	11	9	300	38
Louisville			25-60	.417	11-28	.393	12-15	.800	14-32-46	16	73	15	13	3	4	200	43
at NC State	Dec. 4	L, 68-73	24-60	.400	8-28	.286	12-18	.667	7-23-30	16	68	10	6	3	6	200	29
Bethune-Cookman			21-58	.362	2-13	.154	4-6	.667	12-26-38	16	48	8	14	3	5	200	29
at NC State	Dec. 9	W, 65-48	24-60	.400	7-23	.304	10-16	.625	12-26-38	8	65	12	9	6	8	200	34
Purdue			30-60	.500	5-21	.238	17-25	.680	11-32-43	16	82	18	14	9	6	225	27
vs. NC State	Dec. 12	L, 72-82	26-62	.419	8-21	.381	12-15	.800	7-23-30	24	72	10	13	3	7	225	31
Richmond			31-59	.525	7-19	.368	14-18	.778	6-27-33	21	83	19	10	3	5	200	39
vs. NC State	Dec. 17	L, 74-83	23-61	.377	7-22	.318	21-34	.618	15-22-37	19	74	8	7	3	5	200	35
Wright State			31-59	.525	7-18	.389	15-16	.938	8-31-39	15	84	15	13	4	5	200	37
at NC State	Dec. 21	L, 70-84	29-73	.397	7-25	.280	5-9	.556	15-21-36	17	70	10	9	3	6	200	38
at Miami			31-56	.554	10-19	.526	19-26	.731	6-26-32	15	91	15	9	4	7	200	40
NC State	Dec. 29	L, 83-91	30-72	.417	8-27	.296	15-19	.789	18-23-41	19	83	18	7	3	8	200	41
Florida State			29-57	.509	6-15	.400	19-26	.731	13-25-38	15	83	14	15	4	8	200	43
at NC State	Jan. 1	L, 81-83	28-54	.519	12-27	.444	13-19	.684	7-21-28	22	81	17	15	2	5	200	41
at Virginia Tech			23-53	.434	8-23	.348	9-11	.818	8-18-26	13	63	14	10	3	3	200	33
NC State	Jan. 4	W, 68-63	26-59	.441	9-24	.375	7-9	.778	14-22-36	16	68	11	9	3	6	200	29
Clemson			28-57	.491	3-10	.300	11-13	.846	7-29-36	17	70	10	16	5	9	200	30
at NC State	Jan. 8	L, 65-70	19-60	.317	9-28	.321	18-23	.783	13-23-36	18	65	8	15	2	12	200	28

* - Overtime

SPECIALTY SCORING STATS

	POINTS IN THE PAINT			POINTS OFF TOS			2ND CHANCE POINTS			FAST BREAK POINTS			BENCH POINTS		
	ST	OPP	MARGIN	ST	OPP	MARGIN	ST	OPP	MARGIN	ST	OPP	MARGIN	ST	OPP	MARGIN
Bucknell	40	28	+12	23	12	+11	18	9	+9	17	9	+8	26	9	+17
Colgate	34	24	+10	15	11	+4	12	4	+8	16	7	+9	16	25	-9
vs. Central Connecticut	30	24	+6	17	12	+5	5	7	-2	24	11	+13	30	25	+5
vs. Oklahoma State	24	42	-18	13	15	-2	14	13	+1	15	32	-17	5	56	-51
Texas Southern	32	26	+6	10	5	+5	2	11	-9	20	11	+9	15	24	-9
Louisiana Tech	30	48	-18	17	4	+13	6	13	-7	12	15	-3	11	21	-10
Nebraska	46	52	-6	22	13	+9	21	7	+14	21	22	-1	19	31	-12
Louisville	30	26	+4	12	7	+5	5	10	-5	12	11	+1	0	28	-28
Bethune-Cookman	28	34	-6	15	8	+7	16	8	+8	19	9	+10	8	9	-1
vs. Purdue	34	50	-16	19	14	+5	9	14	-5	11	10	+1	9	39	-30
vs. Richmond	30	46	-16	6	9	-3	14	3	+11	12	2	+10	2	12	-10
Wright State	32	46	-14	13	14	-1	12	14	-2	13	10	+3	10	4	+6
at Miami	38	40	-2	8	10	-2	21	10	+11	24	17	+7	27	18	+9
Florida State	32	46	-14	15	19	-4	8	14	-6	18	16	+2	9	35	-26
at Virginia Tech	26	28	-2	12	12	-	16	11	+5	4	4	-	8	7	+1
Clemson	20	44	-24	15	9	+6	14	6	+8	15	14	+1	16	15	+1

LEAD/DEFICIT BREAKDOWN GAME-BY-GAME



	FIRST HALF SCORE			SECOND HALF SCORE			FINAL SCORE			LARGEST		TIMES TIED	LEAD CHANGES	TIME LED MIN.
	ST	OPP	MARGIN	ST	OPP	MARGIN	ST	OPP	MARGIN	LEAD	DEFICIT			
Bucknell	40	40	-	48	30	+18	88	70	+18	21	12	3	3	19:47
Colgate	38	37	+1	39	37	+2	77	74	+3	10	2	7	12	31:56
vs. Central Connecticut	32	33	-1	47	32	+15	79	65	+14	17	6	4	6	26:50
vs. Oklahoma State	25	31	-6	43	43	-	68	74	-6	9	14	1	1	15:01
Texas Southern	28	31	-3	37	26	+11	65	57	+8	10	5	4	6	28:05
Louisiana Tech	41	33	+8	49	48	+1	90	81	+9	15	2	1	1	38:47
Nebraska	38	39	-1	32	31	+1	104	100	+4	9	14	14	13	20:20
Louisville	29	43	-14	39	30	+9	68	73	-5	5	15	4	7	15:54
Bethune-Cookman	34	29	+5	31	19	+12	65	48	+17	17	-	0	0	39:31
vs. Purdue	31	27	+4	35	39	-4	72	82	-10	13	10	1	2	38:33
vs. Richmond	35	39	-4	39	44	-5	74	83	-9	8	10	0	3	14:31
Wright State	38	37	+1	32	47	-15	70	84	-14	3	16	2	7	3:09
at Miami	41	40	+1	42	51	-9	83	91	-8	8	11	5	10	18:33
Florida State	41	43	-2	40	40	-	81	83	-2	7	5	5	14	25:00
at Virginia Tech	29	33	-4	39	30	+9	68	63	+5	10	7	3	6	29:50
Clemson	28	30	-2	37	40	-3	65	70	-5	9	9	3	3	13:56

Single-Game Highs & Lows - NC State vs. Opponents

TEAM HIGHS	NC STATE		OPPONENTS	
POINTS	104	vs. Nebraska (12/1/21)	100	Nebraska (12/1/21)
FG MADE	33	vs. Nebraska (12/1/21)	40	Nebraska (12/1/21)
		vs. Bucknell (11/9/21)		
FG ATTEMPTS	90	vs. Nebraska (12/1/21)	96	Nebraska (12/1/21)
FG%	.519	vs. Florida State (28-of-54) (1/1/22)	.554	Miami (31-of-56) (12/29/21)
3FG MADE	12	vs. Florida State (1/1/22)	12	Colgate (11/13/21)
3FG ATTEMPTS	35	vs. Nebraska (12/1/21)	37	Nebraska (12/1/21)
3FG%	.478	vs. Louisiana Tech (11-of-23) (11/27/21)	.526	Miami (10-of-19) (12/29/21)
		vs. Central Connecticut (11-of-23) (11/16/21)		
FREE THROWS MADE	32	vs. Nebraska (12/1/21)	24	Oklahoma State (11/17/21)
FREE THROW ATTEMPTS	43	vs. Nebraska (12/1/21)	31	Oklahoma State (11/17/21)
FREE THROW %	.829	vs. Oklahoma State (29-of-35) (11/17/21)	.938	Wright State (15-of-16) (12/21/21)
REBOUNDS	70	vs. Nebraska (12/1/21)	49	Nebraska (12/1/21)
OFFENSIVE REBOUNDS	25	vs. Nebraska (12/1/21)	18	Texas Southern (11/21/21)
ASSISTS	18	at Miami (12/29/21)	19	2x; last by Richmond (12/17/21)
STEALS	13	vs. Bucknell (11/9/21)	11	Nebraska (12/1/21)
BLOCKED SHOTS	11	vs. Nebraska (12/1/21)	10	Oklahoma State (11/17/21)
TURNOVERS	20	vs. Nebraska (12/1/21)	17	Bucknell (11/9/21)
FOULS	24	vs. Purdue (12/12/21)	29	Nebraska (12/1/21)
TEAM LOWS	NC STATE		OPPONENTS	
POINTS	65	vs. Clemson (1/8/22)	48	Bethune-Cookman (12/9/21)
		vs. Bethune-Cookman (12/9/21)		
		vs. Texas Southern (11/21/21)		
FG MADE	17	vs. Oklahoma State (11/17/21)	20	Texas Southern (11/21/21)
FG ATTEMPTS	54	vs. Florida State (1/1/22)	53	Virginia Tech (1/4/22)
FG%	.304	vs. Oklahoma State (17-of-56) (11/17/21)	.308	Texas Southern (20-of-65) (11/21/21)
3FG MADE	4	vs. Texas Southern (11/21/21)	2	Bethune-Cookman (12/9/21)
		vs. Colgate (11/13/21)		Oklahoma State (11/17/21)
3FG ATTEMPTS	15	vs. Colgate (11/13/21)	10	Clemson (1/8/22)
3FG%	.171	vs. Nebraska (6-of-35) (12/1/21)	.154	2x; last by Bethune-Cookman (2-of-13) (12/9/21)
FREE THROWS MADE	5	vs. Wright State (12/21/21)	3	Bucknell (11/9/21)
FREE THROW ATTEMPTS	9	at Virginia Tech (1/4/22)	4	Bucknell (11/9/21)
		vs. Wright State (12/21/21)		
FREE THROW %	.556	vs. Wright State (5-of-9) (12/21/21)	.550	Texas Southern (11-of-20) (11/21/21)
REBOUNDS	28	vs. Florida State (1/1/22)	26	Virginia Tech (1/4/22)
		vs. Louisiana Tech (11/27/21)		
OFFENSIVE REBOUNDS	7	vs. Florida State (1/1/22)	6	Miami (12/29/21)
	7	vs. Purdue (12/12/21)		Richmond (12/17/21)
	7	vs. Louisville (12/4/21)		
ASSISTS	7	vs. Bucknell (11/9/21)	8	2x; last by Bethune-Cookman (12/9/21)
STEALS	5	vs. Florida State (1/1/22)	1	Bucknell (11/9/21)
		vs. Richmond (12/17/21)		
BLOCKED SHOTS	2	4x; last vs. Clemson (1/8/22)	1	2x; last by Central Connecticut (11/16/21)
TURNOVERS	6	vs. Louisville (12/4/21)	9	Miami (12/29/21)
		vs. Louisiana Tech (11/27/21)		
		vs. Colgate (11/13/21)		
FOULS	8	vs. Bethune-Cookman (12/9/21)	13	Virginia Tech (1/4/22)
INDIVIDUAL HIGHS	NC STATE		OPPONENTS	
POINTS	39	Dereon Seabron, vs. Nebraska (12/1/21)	36	Kenneth Lofton, Jr., Louisiana Tech (11/27/21)
FG MADE	12	Dereon Seabron, vs. Florida State (1/1/22)	14	Kenneth Lofton, Jr., Louisiana Tech (11/27/21)
		Terquavion Smith, vs. Wright State (12/21/21)		
FG ATTEMPTS	24	Terquavion Smith, vs. Wright State (12/21/21)	23	Bryce McGowens, Nebraska (12/1/21)
FG% (min. 5 made)	1.000 (5-5)	Ebenezer Dowuona, vs. Louisiana Tech (11/27/21)	.750 (6-8)	2x; last by Cam'Ron Fletcher, Florida State (1/1/22)
3FG MADE	7	Terquavion Smith, vs. Florida State (1/1/22)	5	Keisei Tominaga, Nebraska (12/1/21)
				Nelly Cummings, Colgate (11/13/21)
3FG ATTEMPTS	13	Terquavion Smith, vs. Florida State (1/1/22)	11	Keisei Tominaga, Nebraska (12/1/21)
3FG% (MIN. 3 MADE)	.750 (6-8)	Jericole Hellems, vs. Louisiana Tech (11/27/21)	.714 (5-7)	Nelly Cummings, Colgate (11/13/21)
FREE THROWS MADE	17	Dereon Seabron, vs. Nebraska (12/1/21)	8	Kenneth Lofton, Jr., Louisiana Tech (11/27/21)
FREE THROW ATTEMPTS	20	Dereon Seabron, vs. Nebraska (12/1/21)	11	Kenneth Lofton, Jr., Louisiana Tech (11/27/21)
FT% (MIN. 3 MADE)	1.000 (10-10)	Jericole Hellems, vs. Oklahoma State (11/17/21)	1.000 (6-6)	2x; Last by Jacob Gilyard, Richmond (12/17/21)
REBOUNDS	19	Dereon Seabron, vs. Nebraska (12/1/21)	17	Kenneth Lofton, Jr., Louisiana Tech (11/27/21)
OFFENSIVE REBOUNDS	7	Dereon Seabron, at Miami (12/29/21)	8	Kenneth Lofton, Jr., Louisiana Tech (11/27/21)
		Dereon Seabron, vs. Nebraska (12/1/21)		
ASSISTS	7	Dereon Seabron, vs. Florida State (1/1/22)	11	Alonzo Verge Jr., Nebraska (12/1/21)
STEALS	5	Dereon Seabron, vs. Louisiana Tech (11/27/21)	3	6x; last by David Collins & Al-Amir Dawes, Clemson (1/8/22)
BLOCKED SHOTS	8	Ebenezer Dowuona, vs. Nebraska (12/1/21)	5	Kalib Boone, Oklahoma State (11/17/21)
TURNOVERS	7	Dereon Seabron, vs. Nebraska (12/1/21)	6	2x; last by Justyn Mutts, Virginia Tech (1/4/22)

NC STATE 88, BUCKNELL 70
GAME 1: NOVEMBER 9, 2021 ♦ PNC ARENA

NC STATE 77, COLGATE 74
GAME 2: NOVEMBER 13, 2020 ♦ PNC ARENA

Official Basketball Box Score -- Game Totals -- Final Statistics

Bucknell vs NC State

11/09/21 8:00 pm at Raleigh, NC

Bucknell 70 - 0-1,0-0 Patriot

		Total	3-Ptr	Rebounds												
#	Player	FG-FGA	FG-FGA	FT-FTA	Off	Def	Total	PF	TP	A	TO	Blk	Stl	Min		
32	Jake van der Heijden	4-7	3-5	0-0	2	3	2	11	1	2	0	0	24			
23	Andre Screen	5-8	0-0	0-0	1	7	8	3	10	2	1	1	23			
10	Andrew Funk	6-15	2-9	0-0	0	4	4	3	14	3	3	0	33			
11	Josh Adoh	4-7	2-5	2-3	1	1	2	3	12	0	1	0	20			
21	Xander Rice	6-12	1-5	1-1	0	3	3	2	14	6	4	0	32			
01	Ian Motta	0-4	0-4	0-0	0	2	2	0	0	0	1	0	12			
03	Malachi Rhodes	0-3	0-2	0-0	0	4	4	2	0	0	2	0	14			
05	Elvin Edmonds IV	2-3	1-1	0-0	0	0	0	1	5	1	1	0	17			
12	Brock Newton	0-0	0-0	0-0	0	0	0	0	0	0	0	0	2			
13	Josh Bascoe	0-0	0-0	0-0	0	2	2	0	0	1	1	0	6			
40	Alex Timmerman	2-4	0-0	0-0	2	0	2	1	4	0	1	0	17			
Team						2		2								
Totals		29-63	9-31	3-4	8	24	32	17	70	14	17	1	200			
FG % 1st Half: 17-34		50.0%	2nd half: 12-29	41.4%	Game: 29-63		46.0%	Deadball								
3FG % 1st Half: 5-16		31.3%	2nd half: 4-15	26.7%	Game: 9-31		29.0%	Rebound								
FT % 1st Half: 1-1		100.0%	2nd half: 2-3	66.7%	Game: 3-4		75.0%	1								



NC State 88 • 1-0,0-0 ACC																	
#	Player	Total		3-Ptr		Rebounds					PF	TP	A	TO	Blk	Stl	Min
		FG-FGA	FG-FGA	FT-FTA	FT-FTA	Off	Def	Total									
04	Jericole Hellems	7-13	3-7	5-5	1	3	4	3	22	0	0	0	0	1	34		
15	Manny Bates	0-0	0-0	0-0	0	0	0	0	0	0	0	0	0	0	1		
01	Dereon Seabron	8-13	0-1	2-4	6	6	12	1	18	1	2	0	3	29			
03	Cam Hayes	3-11	1-5	2-2	1	2	3	0	9	4	1	0	1	22			
14	Casey Morsell	4-8	1-4	4-7	3	3	6	0	13	0	3	0	1	26			
00	Terquavion Smith	9-17	2-5	0-0	1	2	3	3	20	1	1	0	4	31			
10	Breon Pass	1-3	0-2	2-2	0	3	3	4	4	1	0	0	1	11			
11	Jaylon Gibson	0-1	0-0	0-0	0	2	2	0	0	0	0	0	0	14			
12	Chase Graham	0-1	0-1	0-0	0	0	0	0	0	0	0	0	0	1			
20	Alex Nunnally	0-0	0-0	0-0	0	0	0	0	0	0	0	0	0	1			
21	Ebenezer Dowuona	1-4	0-0	0-0	4	5	9	0	2	0	2	1	25				
24	Ernest Ross	0-1	0-0	0-0	1	0	1	1	0	0	1	0	1	5			
	Team				0	0	0										
Totals		33-72	7-25	15-20	17	26	43	12	88	7	8	2	13	200			
FG % 1st Half: 15-38		39.5%	2nd half: 18-34	52.9%	Game: 33-72		45.8%	Deshair									
3FG % 1st Half: 4-15		26.7%	2nd half: 3-10	30.0%	Game: 7-25		28.0%	Rebound 3									
FT % 1st Half: 6-7		85.7%	2nd half: 9-13	69.2%	Game: 15-20		75.0%										

Officials: Ryan Sassano,Raymie Styons,Jamie Luckie
Technical fouls: Bucknell=None, NC State=None.
Attendance: 13131
2021-22 Men's Basketball, Round: 0. Bucknell vs NC State. Played at PNC Arena.

Score by periods	1st	2nd	Total
Bucknell	40	30	70
NC State	40	48	88

Last FG - BUCK 2nd-02:23, ST 2nd-01:09.
Largest lead - BUCK by 12 1st-15:14, ST by 21 2nd-04:42.
BUCK led for 18:38, ST led for 19:47, Game was tied for 01:35.

Score tied - 3 times.
Lead changed - 3 times.

Official Basketball Box Score -- Game Totals -- Final Statistics
Colgate vs NC State
11/13/21 2:00 pm at Raleigh, NC

Colgate 74 - 1-1,0-0 Patriot

#	Player		Total			3-Ptr			Rebounds			PF		TP		A	TO	Blk	Stl	Min
			FG-FGA	FG-FGA	FT-FTA	Off	Def	Total												
04	Ryan Moffatt	f	2-4	1-2	2-2	1	1	2	1	7	2	3	0	0	31					
14	Keegan Records	f	3-4	0-0	0-0	2	1	3	2	6	1	2	1	18						
00	Nelly Cummings	g	6-13	5-7	2-2	3	0	3	5	19	0	3	0	35						
13	Jack Ferguson	g	4-9	2-6	3-3	0	3	3	0	13	3	0	0	32						
15	Tucker Richardson	g	1-8	1-7	1-2	1	7	8	2	4	6	1	0	33						
30	Sam Thomson		0-1	0-1	0-0	0	2	2	1	0	0	0	0	9						
33	Oliver Lynch-Daniels		4-8	3-5	0-0	0	3	3	3	11	4	0	0	20						
55	Jeff Woodward		5-8	0-0	4-6	0	2	2	4	14	3	2	1	22						
	Team					1	0	1												
	Totals		25-55	12-28	12-15	10	19	29	18	74	19	11	2	200						
	FG % 1st Half:	13-25	52.0%	2nd half:	12-30	40.0%	Game:	25-55	45.5%											Deadball Rebounds 2,1
	3FG % 1st Half:	6-14	42.9%	2nd half:	6-14	42.9%	Game:	12-28	42.9%											
	FT % 1st Half:	5-8	62.5%	2nd half:	7-7	100.0%	Game:	12-15	80.0%											

NC State 77 • 2-0,0-0 ACC

#	Player	Total		3-Ptr	Rebounds									Min	
		FG-FGA	FG-FGA	FT-FTA	Off	Def	PF	TP	A	TO	Blk	Stl			
04	Jericole Hellems	f	2-7	0-1	0-0	0	4	4	4	4	2	2	1	2	36
21	Ebenezer Dowuona	f	0-0	0-0	4-6	2	2	4	4	4	0	0	0	1	25
01	Dereon Seabron	g	9-16	0-2	3-3	3	7	10	0	21	4	0	0	0	34
03	Cam Hayes		5-12	0-2	0-0	1	0	1	1	10	1	0	0	1	26
14	Casey Morsell	g	6-9	2-4	8-10	1	3	4	1	22	0	0	0	1	29
00	Terquavion Smith		4-10	2-6	2-2	0	4	4	0	12	2	1	1	0	24
05	Thomas Allen		0-0	0-0	0-0	0	0	0	0	0	0	0	0	3	
10	Breon Pass		0-0	0-0	0-0	0	0	0	1	0	1	2	0	0	8
11	Jaylon Gibson		2-3	0-0	0-0	2	1	3	1	4	1	1	0	1	15
Team						1	0	1							
Totals			28-57	4-15	17-21	10	21	31	12	77	11	6	2	6	200
FG % 1st Half: 16-30		53.3%	2nd half: 12-27	44.4%	Game: 28-57	49.1%				Deadball Rebounds					
3FG % 1st Half: 2-9		22.2%	2nd half: 2-6	33.3%	Game: 4-15	26.7%				3					
FT % 1st Half: 4-6		66.7%	2nd half: 13-15	86.7%	Game: 17-21	81.0%									

Officials: Tommy Morrissey A.J. Desai Brian Dorsey

Officials: Tommy Morrissey,A.J. Desai,Brian Dorsey
Technical fouls: Colgate=None, NC State=None.
Attendance: 11949
2021-22 Men's Basketball, Round: 0. Colgate vs NC State. Played at PNC Arena.


Score by periods	1st	2nd	Total
Colgate	37	37	74
NC State	38	39	77

Last FG - COLG 2nd-00:11, ST 2nd-01:21.
Largest lead - COLG by 2 2nd-04:44, ST by 10 1st-14:55.
COLG led for 05:45, ST led for 31:56, Game was tied for 02:19.

Score tied - 7 times.
Lead changed - 12 times.

NC STATE 79, CENTRAL CONNECTICUT 65
GAME 3: NOVEMBER 16, 2021 ♦ MOHEGAN SUN


OKLAHOMA STATE 74, NC STATE 68
GAME 4: NOVEMBER 17, 2021 ♦ MOHEGAN SUN



Official Basketball Box Score -- Game Totals -- Final Statistics

NC State vs Central Conn. St.

11/16/21 8:00 pm at Uncasville, CT



NC State 79 - 3-0-0-0 ACC

#	Player	Total		3-Ptr		FT-FTA		Rebounds		PF	TP	A	TO	Blk	Stl	Min
		FG	FGA	FG	FGA	FT	FTA	Off	Def							
04	Jericole Hellems	1	1-5	1-3	1-2	0	2	2	5	4	0	3	0	0	0	14
21	Ebenezer Dowuona	1	1-1	0-0	1-2	1	3	4	0	3	0	1	1	0	0	20
01	Dereon Seaborn	g	8-12	0-1	0-10	1	8	9	0	24	2	2	0	0	0	33
03	Cam Hayes	g	3-5	2-3	2-4	0	1	1	1	10	3	0	0	1	0	22
14	Casey Morsell	g	3-11	2-4	0-0	0	3	3	2	8	3	0	1	0	0	28
08	Tarvelion Smith	g	4-11	3-7	0-1	0	3	3	11	5	3	1	1	0	0	24
05	Thomas Allen	g	3-5	2-3	0-0	0	0	0	2	8	2	0	0	1	0	21
10	Breon Pass	g	3-5	1-1	0-0	0	0	1	7	0	1	0	1	0	0	12
11	Jaylon Gibson	g	1-2	0-0	2-4	2	3	5	3	4	0	0	0	0	0	20
12	Chase Graham	g	0-0	0-0	0-0	0	0	0	0	0	0	0	0	0	0	0
20	Alex Nunally	g	0-0	0-0	0-0	0	0	0	0	0	0	0	0	0	0	0
24	Ernest Ross	g	0-3	0-1	0-0	5	3	6	1	0	0	1	0	0	0	6
Team Totals			27-60	11-23	14-23	12	28	40	18	79	15	11	3	6	0	200
<div> <div>FG % 1st Half: 10-30 33.3%</div> <div>2nd half: 17-30 56.7%</div> <div>Game: 27-60 45.0%</div> </div> <div> <div>3FG % 1st Half: 4-11 36.4%</div> <div>2nd half: 7-12 58.3%</div> <div>Game: 11-23 47.8%</div> </div> <div> <div>FT % 1st Half: 8-12 66.7%</div> <div>2nd half: 6-11 54.5%</div> <div>Game: 14-20 69.9%</div> </div>																

Deadball

4

NC STATE 65, TEXAS SOUTHERN 57
GAME 5: NOVEMBER 21, 2021 ♦ PNC ARENA

NC STATE 90, LOUISIANA TECH 81
GAME 6: NOVEMBER 27, 2021 ♦ PNC ARENA



Official Basketball Box Score -- Game Totals -- Final Statistics
Texas Southern vs NC State
11/21/21 6:00 pm at Raleigh, NC



Texas Southern 57 • 0-5,0-0 SWAC

#	Player	Total		3-Ptr		Rebounds		PF	TP	A	TO	Blk	Stl	Min	
		FG-FGA	FG-FGA	FT-FTA	Off	Def									
05	Jairon Karl Nicholas	1	2-9	0-0	1-3	1	4	5	3	5	0	2	1	15	
24	John Walker III	1	2-8	0-0	1-2	1	3	4	4	5	0	1	0	17	
03	PJ Henry	g	5-9	2-2	0-4	1	1	2	5	12	2	3	0	33	
11	Jordan Gilliam	g	3-10	1-3	0-0	2	0	2	4	7	2	2	0	25	
15	Justin Hopkins	g	1-4	1-2	1-2	1	1	2	3	4	1	2	0	26	
00	Yahuza Rasas	g	3-7	0-0	2-3	5	8	13	2	8	2	1	1	28	
02	A.J. Lawson	g	0-5	0-1	0-0	1	3	4	0	0	2	0	0	12	
04	Bryson Etienne	g	2-7	1-3	2-2	1	3	4	2	7	1	1	0	12	
12	John Jones	g	1-3	1-2	0-0	0	0	0	0	3	0	0	0	12	
44	Brisson Gresham	g	1-3	0-0	4-4	4	5	9	2	6	0	0	2	20	
Team						1	2	3							
Totals			20-65	6-13	11-20	18	30	48	25	57	8	14	4	3	200
FG % 1st Half: 11-38		28.9%	2nd half: 9-27		33.3%	Game: 20-65		30.8%	Deadball Rebounds						
3FG % 1st Half: 3-7		42.9%	2nd half: 3-6		50.0%	Game: 6-13		46.2%							
FT % 1st Half: 6-10		60.0%	2nd half: 5-10		50.0%	Game: 11-20		55.0%							

NC State 65 • 4-1,0-0 ACC

#	Player	Total			3-Ptr		Rebounds		PF	TP	A	TO	Blk	Stl	Min
		FG	FGA	FG-FGA	FT	FTA	Off	Def							
04	Jericole Hellems	1	2-9	1-3	5-6	1	3	4	5	10	1	2	2	0	22
21	Ebenezer Dowuona	1	0-3	0-0	1-2	1	5	6	4	1	0	1	1	0	22
01	Dereon Seabron	g	8-15	1-4	4-8	2	9	11	2	21	4	2	0	3	39
03	Cam Hayes	g	5-7	0-2	1-3	0	3	3	2	11	5	0	2	1	25
14	Casey Morsell	g	2-7	0-3	3-4	0	5	5	3	7	0	0	1	1	30
00	Terquavion Smith	g	2-7	2-6	1-2	0	1	1	2	7	2	0	1	1	17
05	Thomas Allen	g	1-4	0-2	0-2	0	2	2	0	2	0	1	1	1	22
10	Breon Pass	g	0-1	0-1	2-2	0	2	2	1	2	0	1	0	1	4
11	Jaylon Gibson	g	2-2	0-0	0-0	3	0	3	1	4	0	2	1	0	18
24	Ernest Ross	g	0-0	0-0	0-0	0	0	0	1	0	0	0	0	0	1
Team						2	2	4							
Totals			22-55	4-21	17-29	9	32	41	21	65	14	9	8	9	200
FG % 1st Half: 8-28		28.6%	2nd half: 14-27		51.9%	Game: 22-55		40.0%	Deadball Rebounds						
3FG % 1st Half: 2-12		16.7%	2nd half: 2-9		22.2%	Game: 4-21		19.0%							
FT % 1st Half: 10-16		62.5%	2nd half: 7-13		53.8%	Game: 17-29		58.6%							

Officials: Jemel Spearman, Jerry Heister, Raymie Stynes
Technical fouls: Texas Southern-PJ Henry, NC State-Jericole Hellems; Cam Hayes.
Attendance: 11806
2021-22 Men's Basketball. Round: 0. NC State vs Texas Southern. Played at PNC

Score by periods	1st	2nd	Total
Texas Southern	31	26	57
NC State	28	37	65

Points	In	Off	2nd	Fast	Bench
TSU	26	5	11	11	24
ST	32	10	2	20	15

Last FG - TSU 2nd-00:32, ST 2nd-01:54.
Largest lead - TSU by 5 2nd-19:32, ST by 10 2nd-00:41.
TSU led for 07:51, ST led for 28:05. Game was tied for 03:45.



Official Basketball Box Score -- Game Totals -- Final Statistics
Louisiana Tech vs NC State
11/27/21 2:00 pm at Raleigh, NC



Louisiana Tech 81 • 4-2,0-0 C-USA

#	Player	Total		3-Ptr		Rebounds		PF	TP	A	TO	Blk	Stl	Min	
		FG-FGA	FG-FGA	FT-FTA	Off	Def	Total								
02	Kenneth Lofton, Jr.	f	14-19	0-0	8-11	8	9	17	4	36	4	3	1	33	
00	Keaston Willis	g	1-8	1-7	4-4	1	2	3	1	7	2	5	0	2	34
03	Amorie Archibald	g	3-9	0-2	3-3	0	2	2	1	9	3	1	0	0	35
21	Exavian Christon	g	2-3	2-2	0-0	0	3	3	2	6	1	0	1	0	32
24	Cobe Williams	g	1-8	0-2	0-0	1	2	3	4	2	2	2	0	0	23
01	Kenny Hunter	g	2-3	0-0	0-0	1	2	3	0	4	0	0	1	0	7
04	Kaleb Stewart	g	4-5	2-3	0-0	0	0	0	2	10	1	0	0	0	17
11	LaDamien Bradford	g	3-3	1-1	0-0	0	2	2	0	7	1	0	0	0	11
23	David Green	g	0-1	0-1	0-0	0	0	0	2	0	0	1	0	0	8
Team						1	2	3							
Totals			30-59	6-18	15-18	12	24	36	16	81	14	14	3	3	200
FG % 1st Half: 12-28		42.9%	2nd half: 18-31		58.1%	Game: 30-59		50.8%	Deadball Rebounds						
3FG % 1st Half: 3-11		27.3%	2nd half: 3-7		42.9%	Game: 6-18		33.3%							
FT % 1st Half: 6-7		85.7%	2nd half: 9-11		81.8%	Game: 15-18		83.3%							

NC State 90 • 5-1,0-0 ACC

#	Player	Total		3-Ptr		Rebounds			PF	TP	A	TO	Blk	Stl	Min
		FG-FGA	FG-FGA	FT-FTA	Off	Def	Total								
04	Jericole Hellems	f	10-19	6-8	5-5	1	3	4	4	31	0	1	0	0	32
21	Ebenezer Dowuona	f	5-5	0-0	0-0	0	1	1	4	10	0	0	6	1	27
01	Dereon Seabron	g	5-6	0-0	0-0	2	5	7	2	10	5	2	0	5	37
03	Cam Hayes	g	3-7	0-2	8-8	0	3	3	1	14	5	1	0	2	27
14	Casey Morsell	g	5-13	3-6	1-2	2	1	3	1	14	1	0	0	2	34
00	Terquavion Smith	g	3-8	2-6	1-2	1	3	4	0	9	4	0	0	0	25
10	Breon Pass	g	0-1	0-1	0-0	0	0	0	0	0	1	1	0	0	5
11	Jaylon Gibson	g	1-3	0-0	0-2	3	2	5	3	2	0	1	1	0	12
24	Ernest Ross	g	0-0	0-0	0-0	0	0	0	0	0	0	0	0	0	1
Team						0	1	1							
Totals			32-62	11-23	15-19	9	19	28	15	90	16	6	7	10	200
FG % 1st Half: 17-35		48.6%	2nd half: 15-27		55.6%	Game: 32-62		51.6%	Deadball						
3FG % 1st Half: 6-14		42.9%	2nd half: 5-9		55.6%	Game: 11-23		47.8%	Rebounds						
FT % 1st Half: 1-4		25.0%	2nd half: 14-15		93.3%	Game: 15-19		78.9%							

Officials: Tim Clougherty, Brian O'Connell, Mark Schnur
Technical fouls: Louisiana Tech-None. NC State-None.
Attendance: 10919
2021-22 Men's Basketball. Round: 0. Louisiana Tech vs NC State. Played at PNC

Score by periods	1st	2nd	Total
Louisiana Tech	33	48	81
NC State	41	49	90

Points	In	Off	2nd	Fast	Bench
LATECH	38	4	13	15	21
ST	40	17	6	12	11

Last FG - LATECH 2nd-00:13, ST 2nd-02:10.
Largest lead - LATECH by 2 1st-19:37, ST by 15 1st-09:30.
LATECH led for 00:28, ST led for 38:47. Game was tied for 00:45.

NC STATE 104, NEBRASKA 100 (40T)
GAME 7: DECEMBER 1, 2021 ♦ PNC ARENA

LOUISVILLE 73, NC STATE 68
GAME 8: DECEMBER 4, 2021 ♦ PNC ARENA



Official Basketball Box Score -- Game Totals -- Final Statistics
Nebraska vs NC State
12/01/21 7:15 pm at Raleigh, NC



Nebraska 100 • 5-3,0-0 Big Ten

#	Player	Total			Rebounds			PF	TP	A	TO	Blk	Stl	Min	
		FG-FGA	3-PT	FT-FTA	Off	Def	Tot								
11	Lat Mayen	f	3-7	2-6	0-0	1	3	4	4	8	1	2	0	1	17
13	Derrick Walker	f	5-8	0-0	2-2	4	9	13	4	12	4	3	2	2	50
23	Keon Edwards	f	0-1	0-1	0-0	1	0	1	0	0	0	0	0	4	
01	Alonzo Verge Jr.	g	11-22	0-0	3-4	1	8	9	5	25	11	5	0	3	54
05	Bryce McGowens	g	9-23	1-5	5-7	2	7	9	3	24	0	0	1	0	58
00	C.J. Wilcher	g	1-8	0-7	0-0	0	4	4	5	2	2	0	0	2	37
10	Kobe Webster	g	3-7	1-4	0-0	0	0	0	2	7	0	1	0	0	22
04	Keisei Tominaga	g	5-14	5-11	1-1	1	1	2	1	16	0	2	0	4	44
32	Wilhelm Breidenbach	g	3-6	0-3	0-1	1	1	2	5	6	0	2	1	1	14
	Team					3	2	5				1			300
	Totals		40-96	9-37	11-15	14	35	49	29	100	48	16	4	11	300
	FG % 1st Half:	16-28	57.1%	2nd half:	13-35	37.1%	OT:	11-33	33.3%	Game:	40-96	41.7%			Deadball
	3FG % 1st Half:	3-11	27.3%	2nd half:	4-14	28.6%	OT:	2-12	16.7%	Game:	9-37	24.3%			Rebounds
	FT % 1st Half:	4-4	100.0%	2nd half:	1-1	100.0%	OT:	6-10	60.0%	Game:	11-15	73.3%			1

MIAMI 91, NC STATE 83
GAME 13: DECEMBER 29, 2021 ♦ WATSCO CENTER

FLORIDA STATE 83, NC STATE 81
GAME 14: JANUARY 1, 2022 ♦ PNC ARENA

		Official Basketball Box Score -- Game Totals -- Final Statistics															
		NC State vs Miami (FL)															
		12/29/21 9:00 pm at WatSCO Center (Coral Gables, FL)															
		NC State 83 • 7-6,0-2 ACC															
#	Player	Total		3-Ptr		Rebounds			PF	TP	A TO Blk Stl				Min		
		FG-FGA	FT-FTA	FG-FGA	FT-FTA	Off	Def	Tot			FG-FGA	FT-FTA	FG-FGA	FT-FTA			
04	Jericoe Hellems	f	9-17	2-6	4-4	3	3	6	4	24	1	0	0	2	37		
21	Ebenezer Dowuona	f	0-2	0-0	4-4	0	3	3	1	4	0	0	2	0	17		
00	Terquavion Smith	g	5-17	3-9	1-3	2	2	4	2	14	1	2	0	3	25		
01	Dereon Seabron	g	6-9	0-0	2-2	7	4	11	2	14	6	3	0	0	31		
03	Cam Hayes	g	0-6	0-4	0-0	1	2	3	3	0	4	1	0	1	24		
05	Thomas Allen	g	6-10	1-4	0-0	0	7	7	3	13	3	1	0	1	27		
10	Breon Pass	g	1-3	1-2	2-2	0	2	2	3	5	2	0	0	0	12		
14	Casey Morsell	g	1-5	1-2	1-2	0	0	0	0	4	1	0	0	0	15		
24	Ernest Ross	g	2-3	0-0	1-2	0	0	0	1	5	0	0	1	1	12		
Team																	
Totals		30-72		8-27		15-19			18 23 41 19				83 18 7 3 8			200	
		FG % 1st Half: 15-38		39.5%		2nd half: 15-34		44.1%		Game: 30-72		41.7%		Deadball			
		3FG % 1st Half: 3-14		21.4%		2nd half: 5-13		38.5%		Game: 8-27		29.6%		Rebounds			
		FT % 1st Half: 8-9		88.9%		2nd half: 7-10		70.0%		Game: 15-19		78.9%		1			

		Official Basketball Box Score -- Game Totals -- Final Statistics															
		Miami (FL) 91 • 10-3,2-0 ACC															
#	Player	Total		3-Ptr		Rebounds			PF	TP	A TO Blk Stl				Min		
		FG-FGA	FT-FTA	FG-FGA	FT-FTA	Off	Def	Tot			FG-FGA	FT-FTA	FG-FGA	FT-FTA			
22	Deng Gak	f	1-1	0-0	0-0	0	1	1	1	2	1	0	0	0	16		
24	Isaiah Wong	g	7-13	2-4	3-6	1	4	5	2	19	4	1	0	0	37		
03	Charlie Moore	g	2-8	1-4	2-2	0	1	1	1	7	4	2	0	3	29		
11	Jordan Miller	g	9-16	4-6	3-5	2	3	5	3	25	0	3	2	0	37		
23	Kameron McGusty	g	6-11	2-3	6-7	0	11	11	1	20	5	2	0	2	37		
01	Anthony Walker	g	4-4	0-0	3-4	1	3	4	3	11	0	0	2	1	23		
04	Bensley Joseph	g	2-3	1-2	2-2	0	1	1	3	7	1	0	0	1	18		
14	Rodney Miller Jr.	g	0-0	0-0	0-0	0	0	0	1	0	0	0	0	0	3		
Team																	
Totals		31-56		10-19		19-26			6 26 32 15				91 15 9 4 7			200	
		FG % 1st Half: 13-28		46.4%		2nd half: 18-28		64.3%		Game: 31-56		55.4%		Deadball			
		3FG % 1st Half: 7-13		53.8%		2nd half: 3-6		50.0%		Game: 10-19		52.6%		Rebounds			
		FT % 1st Half: 7-10		70.0%		2nd half: 12-16		75.0%		Game: 19-26		73.1%		3.1			

Officials: Jerry Heater,Raymie Styons,Jamie Luckie
Technical fouls: NC State-None. Miami (FL)-None.
Attendance: 3014

Score by periods		1st	2nd	Total												
NC State		41	42	83	Points		In	Off	2nd	Fast						
Miami (FL)		40	51	91	ST		38	8	21	24	Bench		27			
					MIAMI		40	10	17	18						

Last FG - ST 2nd-00:31, MIAMI 2nd-01:02.
Largest lead - ST by 8 2nd-12:27, MIAMI by 11 2nd-01:45.
ST led for 18:18. MIAMI led for 17:08. Game was tied for 04:19.

		Official Basketball Box Score -- Game Totals -- Final Statistics															
		Florida St. vs NC State															
		01/01/22 4:00 pm at PNC Arena (Raleigh, NC)															
		Florida St. 83 • 7-4,1-1 ACC															
#	Player	Total		3-Ptr		Rebounds			PF	TP	A TO Blk Stl				Min		
		FG-FGA	FT-FTA	FG-FGA	FT-FTA	Off	Def	Tot			FG-FGA	FT-FTA	FG-FGA	FT-FTA			
10	Malik Osborne	f	5-10	2-4	7-8	1	6	7	0	19	0	1	0	1	31		
22	John Butler	f	1-5	1-3	0-0	0	0	0	0	3	1	2	0	0	12		
00	RayQuan Evans	g	2-3	0-0	2-2	0	4	4	4	6	2	1	1	1	18		
02	Anthony Polite	g	2-8	1-4	2-3	2	1	3	3	7	1	0	2	1	30		
04	Caleb Mills	g	5-10	1-3	2-3	1	2	3	2	13	2	1	0	1	30		
01	Jalen Warley	g	0-0	0-0	2-2	0	2	2	2	2	2	4	0	0	16		
21	CamRon Fletcher	g	6-8	1-1	1-3	2	4	6	1	14	0	6	0	3	23		
24	Naheem McLeod	g	3-3	0-0	0-0	1	0	1	1	6	0	0	0	0	9		
31	Wyatt Wilkes	g	0-0	0-0	0-0	0	1	1	1	0	2	0	0	0	4		
35	Matthew Cleveland	g	5-10	0-0	3-5	5	5	10	1	13	2	1	1	1	27		
Team																	
Totals		29-57		6-15		19-26			13 25 38 15				83 14 15 4 8			200	
		FG % 1st Half: 16-30		53.3%		2nd half: 13-27		48.1%		Game: 29-57		50.9%		Deadball			
		3FG % 1st Half: 4-10		40.0%		2nd half: 2-5		40.0%		Game: 6-15		40.0%		Rebounds			
		FT % 1st Half: 7-10		70.0%		2nd half: 12-16		75.0%		Game: 19-26		73.1%		1			

NC State 81 • 7-7,0-3 ACC																	
#	Player	Total		3-Ptr		Rebounds					PF	TP	A TO Blk Stl				Min
		FG-FGA	FT-FGA	FG-FGA	FT-FTA	Off	Def	Tot	FG-FGA	FT-FGA			FG-FGA	FT-FGA	FG-FGA	FT-FGA	
04	Jericoe Hellems	f	1-4	0-2	6-8	1	1	2	4	8	1	1	0	0	0	29	
21	Ebenezer Dowuona	f	0-0	0-0	0-0	1	2	3	5	0	0	0	2	0	0	29	
00	Terquavion Smith	g	8-15	7-13	0-0	0	5	5	3	23	3	1	0	1	0	30	
01	Dereon Seabron	g	12-14	1-2	7-11	1	6	7	3	32	7	6	0	2	0	34	
05	Thomas Allen	g	3-10	3-6	0-0	1	1	2	2	9	3	1	0	1	0	32	
03	Cam Hayes		1-4	0-2	0-0	0	0	0	2	2	1	4	0	1	0	15	
10	Breon Pass		2-4	1-1	0-0	1	3	4	1	5	1	1	0	0	0	9	
11	Jaylon Gibson		0-0	0-0	0-0	0	2	2	2	0	0	1	0	0	0	10	
14	Casey Morsell		1-3	0-1	0-0	1	0	1	0	2	1	0	0	0	0	12	
Team						1	1	2									
Totals			28-54	12-27	13-19	7	21	28	22	81	17	15	2	5		200	
FG % 1st Half: 15-30 50.0%		2nd half: 13-24 54.2%		Game: 28-54 51.9%		Game: 28-54 44.4%										Deadball Rebounds	
3FG % 1st Half: 7-16 43.8%		2nd half: 5-11 45.5%															



HEAD COACH KEVIN KEATTS

FIFTH SEASON AT NC STATE • MARSHALL '11

CAREER HIGHLIGHTS

- Hired by NC State on March 17, 2017 as the 20th head coach in program history.
- Led the team to averages of over 80 points per game in his first two seasons. 2018-19 team averaged 80.1 points per game and scored second-most points in a single season in program history with 2,882.
- Winning percentage of 56% in conference play is the best for an NC State coach in the first two years of his career since Press Maravich went 19-9 from 1964-66.
- Led the team to five wins over ranked opponents and an 11-7 record in the ACC to finish in a tie for third place in his debut season in 2017-18.
- Finished the 2017-18 season with 21 wins, tying Everett Case for the most regular season wins by a first year head coach in program history.
- First coach in Colonial Athletic Association history to win Coach of the Year in back-to-back seasons (2015, 2016).
- Won two national prep championships (2004, 2008) as head coach at Hargrave Military Academy.
- Coached 14 players that have gone on to the NBA.

THE KEATTS FILE

NC STATE

(2017 - pres.)

RECORD: 79-47 (38-34 ACC)

2018

Regular season ACC finish: tie for third place

NCAA Tournament bid

UNC WILMINGTON

(2014 - 2017)

RECORD: 72-28 (41-13 CAA)

2016, 2017

CAA Regular Season & Tournament Champions

2015

CAA Regular Season Champions

LOUISVILLE

Assistant Coach

(2011 - 2014)

RECORD: 96-21

2014

AAC Regular Season & Tournament Champions

NCAA Sweet 16

2012

Big East Tournament Champions

NCAA Final Four

HARGRAVE MILITARY ACADEMY

(1999 - 2001 & 2003 - 2011)

RECORD: 263-17

2010

National Prep Final Four

2009

National Prep Runner-Up

2008

National Prep Champions

2007

National Prep Final Four

2006

National Prep Runner-Up

2005

National Prep Runner-Up

2004

National Prep Champions

KEATTS YEAR-BY-YEAR AS A HEAD COACH

YEAR	SCHOOL	RECORD	CONF.	CONF. FINISH	POSTSEASON
2014-15	UNC Wilmington	18-14	12-6	T - 1st	CIT - First Round
2015-16	UNC Wilmington	25-8	14-4	T - 1st	NCAA - First Round
2016-17	UNC Wilmington	29-6	15-3	1st	NCAA - First Round
2017-18	NC State	21-12	11-7	T - 3rd	NCAA - First Round
2018-19	NC State	24-12	9-9	8th	NIT - Quarterfinals
2019-20	NC State	20-12	10-10	5th	
2020-21	NC State	14-11	9-8	9th	NIT - Quarterfinals
2021-22	NC State	8-8	1-4		
TOTALS	8 seasons	159-83	81-51		

KEATTS' RECORD vs. DIVISION I TEAMS

TEAM	RECORD	PCT.	MINNESOTA	0-1	.000
Alcorn State	1-0	1.000	Mount St. Mary's	1-0	1.000
Appalachian State	1-0	1.000	Nebraska	1-0	1.000
Arizona	1-0	1.000	North Carolina	2-6	.250
Auburn	1-1	.500	North Florida	1-0	1.000
Bethune-Cookman	1-0	1.000	Northeastern	6-2	.750
Boston College	5-2	.714	Northern Iowa	0-1	.000
Bryant	1-0	1.000	Notre Dame	4-1	.800
Bucknell	1-0	1.000	Ohio	0-1	.000
Campbell	3-1	.750	Old Dominion	0-1	.000
Central Connecticut	1-0	1.000	Oklahoma State	0-1	.000
Charleston Southern	2-0	1.000	Penn State	2-0	1.000
The Citadel	1-0	1.000	Pitt	7-0	1.000
Clemson	4-5	.444	Presbyterian	1-0	1.000
Colgate	1-0	1.000	Purdue	0-1	.000
College of Charleston	8-1	.889	Radford	1-1	.500
Colorado State	0-1	.000	Richmond	0-1	.000
Davidson	1-1	.500	Robert Morris	1-0	1.000
Delaware	6-1	.857	Saint Louis	0-1	.000
Detroit Mercy	1-0	1.000	Saint Peter's	1-0	1.000
Drexel	5-1	.833	Sam Houston State	0-1	.000
Duke	2-4	.333	Seton Hall	0-1	.000
East Carolina	2-1	.667	South Carolina State	1-0	1.000
East Tennessee State	2-0	1.000	St. Bonaventure	1-0	1.000
Eastern Kentucky	2-0	1.000	St. Francis Brooklyn	1-0	1.000
Elon	4-2	.667	Syracuse	3-3	0.500
Evansville	1-0	1.000	Tennessee	0-1	.000
FIU	1-0	1.000	Texas Southern	1-0	1.000
Florida State	1-4	.200	Toledo	1-0	1.000
Georgetown	0-1	.000	Towson	5-1	.833
Georgia Tech	0-4	.000	UMass Lowell	1-0	1.000
Harvard	1-0	1.000	UMKC	2-0	1.000
Hofstra	6-2	.750	UNCA	1-0	1.000
Jacksonville	1-0	1.000	UNCG	2-1	.667
James Madison	6-0	1.000	USC Upstate	1-0	1.000
Liberty	1-0	1.000	Utah Valley	1-0	1.000
Lipscomb	0-1	.000	Vanderbilt	1-0	1.000
Little Rock	1-0	1.000	Virginia	2-5	.286
Louisiana Tech	1-0	1.000	Virginia Tech	1-2	.333
Louisville	1-4	.200	VMI	2-0	1.000
Loyola Maryland	1-0	1.000	Wake Forest	7-1	.875
Maine	1-0	1.000	Western Carolina	1-0	1.000
Maryland Eastern Shore	1-0	1.000	Western Michigan	2-0	1.000
Memphis	0-1	.000	William & Mary	3-4	.429
Mercer	1-0	1.000	Wisconsin	1-1	.500
Miami	3-2	.600	Wright State	0-1	.000
Middle Tennessee	0-1	.000			



O TERQUAVION SMITH

GUARD • FRESHMAN • 6-4 • 160 LBS.
GREENVILLE, N.C.
FARMVILLE CENTRAL

SEASON STATS



NOTING SMITH

- Has scored in double figures in eight of the last nine games
- Averaging 17 points per game since moving into the starting lineup
- Smith is the third-highest scoring true freshman in the ACC (behind Duke's Paolo Banchero and Notre Dame's Blake Wesley)
- Named Co-Acc Freshman of the Week on 12/13 after scoring season-best 21 points against top-ranked Purdue
- Named ACC Freshman of the Week on 12/6 after scoring 17 points on 7-of-10 shooting against Louisville and grabbing career-high 11 rebounds in win over Nebraska
- Has hit multiple three-pointers in 13 of 16 games this season, tied for second in the ACC with 40 three-pointers on the season
- Scored 23 points, hitting 7 three-pointers against Florida State on 1/1. Seven three-pointers tie for the second-most by a freshman in program history.
- Scored career-high 27 points on 12-of-24 shooting vs. Wright State on 12/21
- Burst onto the scene with 20 points on 9-of-17 shooting and a team-high four steals in season-opening win over Bucknell on 11/9
- 20 points are the fifth-best freshman debut in program history.
- Ranked as No. 77 overall recruit in the nation by 247Sports, No. 3 prospect in the state of North Carolina by 247Sports
- Led Farmville Central to three-straight North Carolina Class 2A State Championships. FC went 76-2 in his last three years of HS
- As a senior averaged 25.6 points, 6.0 rebounds, 5.8 assists and 3.2 steals per game to lead Farmville Central to perfect record
- Scored a career-high 50 points in win over Trinity Academy
- Capped high school career with 33 points, 10 assists and nine rebounds in 2A State Championship game to be named Charlie Adams 2A Men's Basketball Championship MVP
- Named 2021 North Carolina Gatorade Boys Basketball Player of the Year & North Carolina Mr. Basketball by Charlotte Observer
- Named State Player of the Year by the North Carolina Basketball Coaches Association

2021-22 GAME-BY-GAME STATS

Date	Opponent	ST	MIN	FG-FGA	Pct.	3FG-FGA	Pct.	FT-FTA	Pct.	O-D-T	PF	A	TO	BLK	STL	PTS
11/9	Bucknell		31	9-17	.529	2-5	.400	0-0	.000	1-2-3	3	1	1	0	4	20
11/13	Colgate		24	4-10	.400	2-6	.333	2-2	1.000	0-4-4	0	2	1	1	0	12
11/16	vs. Central Connecticut		24	4-11	.364	3-7	.429	0-1	.000	0-3-3	3	5	3	1	1	11
11/17	vs. Oklahoma State		16	0-5	.000	0-2	.000	0-1	.000	0-2-2	2	2	3	0	0	0
11/21	Texas Southern		17	2-7	.286	2-6	.333	1-2	.500	0-1-1	2	2	0	1	1	7
11/27	Louisiana Tech		25	3-8	.375	2-6	.333	4-8	.500	1-3-4	0	4	0	0	0	9
12/1	Nebraska		46	3-14	.214	2-10	.200	1-4	.250	3-8-11	2	1	3	0	0	9
12/4	Louisville	*	34	7-10	.700	3-5	.600	0-1	.000	0-4-4	3	0	3	1	1	17
12/9	Bethune-Cookman	*	35	5-12	.417	3-7	.429	1-1	1.000	1-3-4	1	2	1	0	1	14
12/12	vs. Purdue	*	40	6-13	.462	3-7	.429	6-8	.750	0-3-3	1	2	1	0	2	21
12/17	vs. Richmond	*	33	4-14	.286	1-5	.200	9-10	.900	0-2-2	2	0	2	0	0	18
12/21	Wright State	*	35	12-24	.500	3-10	.300	0-2	.000	0-2-2	4	1	2	0	2	27
12/29	at Miami	*	25	5-17	.294	3-9	.333	1-3	.333	2-2-4	2	1	2	0	3	14
1/1	Florida State	*	30	8-15	.533	7-13	.538	0-0	.000	0-5-5	3	3	1	0	1	23
1/4	at Virginia Tech	*	37	6-13	.462	4-9	.444	1-1	1.000	2-5-7	3	1	1	0	2	17
1/8	Clemson	*	20	0-7	.000	0-7	.000	2-2	1.000	1-2-3	1	1	5	0	2	2

SMITH'S SINGLE-GAME BESTS

POINTS

Season 27, vs. Wright State (12/21/21)
ACC 23, vs. Florida State (1/1/22)

REBOUNDS

Season 11, vs. Nebraska (12/1/21)
ACC 7, at Virginia Tech (1/4/22)

FG MADE

Season 12, vs. Wright State (12/21/21)
ACC 8, vs. Florida State (1/1/22)

FG ATTEMPTED

Season 24, vs. Wright State (12/21/21)
ACC 17, at Miami (12/29/21)

3FG MADE

Season 7, vs. Florida State (1/1/22)
ACC 7, vs. Florida State (1/1/22)

3FG ATTEMPTED

Season 13, vs. Florida State (1/1/22)
ACC 13, vs. Florida State (1/1/22)

FT MADE

Season 9, vs. Richmond (12/17/21)
ACC 2, vs. Clemson (1/8/22)

FT ATTEMPTED

Season 10, vs. Richmond (12/17/21)
ACC 3, at Miami (12/29/21)

ASSISTS

Season 5, vs. Central Connecticut (11/16/21)
ACC 3, vs. Florida State (1/1/22)

STEALS

Season 4, vs. Bucknell (11/9/21)
ACC 3, at Miami (12/29/21)

BLOCKS

Season 1 (4x), last vs Louisville (12/4/21)
ACC 1, vs Louisville (12/4/21)

MINUTES

Season 46, vs. Nebraska (12/1/21)
ACC 37, at Virginia Tech (1/4/22)

MISCELLANEOUS CAREER STATS

Games with 10+ points.....	11
Games with 20+ points.....	4
Games with 10+ rebounds.....	1
Games with 3+ assists.....	3
Games with 2+ steals.....	6
Games with 2+ blocks.....	0
Double-Doubles.....	0
Games led NCSU in points.....	2
Games led NCSU in rebounds.....	0
Games led NCSU in assists.....	1
Games led NCSU in steals.....	5
Games led NCSU in blocks.....	2

SMITH'S CAREER STATS

Year	GP-GS	Min	Avg	FG-FGA	Pct	3FG-FGA	Pct	FT-FTA	Pct	Off-Def	Tot-Avg	PF-FO	A	TO	Blk	Stl	Pts	Avg
2021-22	16-9	472	29.5	78-197	.396	40-114	.351	25-40	.625	11-51	62-3.9	32-0	28	29	4	20	221	13.8



DEREON SEABRON

GUARD • SOPHOMORE • 6-7 • 180 LBS.
NORFOLK, VA.
LAKE TAYLOR

SEASON STATS



NOTING SEABRON

- Currently ranks first in the ACC in offensive rebounding (3.6), second in rebounds (9.9), third in scoring (20.1), sixth in field goal percentage (53.6), 10th in steals (1.6) and 11th in assists (3.5).
- Has hit a three-pointer in 5 of the last 6 games, shooting 50% (6-of-12) from three-point range during this stretch
- Has posted double-doubles in nine of 16 games this season. Nine double-doubles are second-most in the ACC
- Leads team in scoring, rebounding, assists and steals ... Only played in ACC to lead team in all four categories
- Scored 32 points against Florida State on 1/1, hitting 12-of-14 field goal attempts
- Named ACC Player of the Week on Dec. 6 after career-highs in points (39) and rebounds (19) in win over Nebraska on 12/1
- Named ACC Player of the Week on Nov. 15 for his efforts in wins over Bucknell and Colgate to open season
- Had a then career-high 21 points and added 10 rebounds in win over Colgate.
- Posted second career double-double in season-opening win over Bucknell with a then career-high 18 points and 12 rebounds.
- Last season as a redshirt freshman, appeared in 24 games, making eight starts. Averaged 5.2 points and 3.9 rebounds per game
- Settled in as season progressed, averaging 8.4 points per game over last eight outings of the season and had all three double-digit scoring games of the season during that stretch
- Led team in scoring once, rebounds four times, assists once, steals three times and blocks once
- Named ACC Freshman of the Week on March 8 after posting career-highs in points (17), rebounds (13) and blocks (3) in win at Notre

2021-22 GAME-BY-GAME STATS

Date	Opponent	ST	MIN	FG-FGA	Pct.	3FG-FGA	Pct.	FT-FTA	Pct.	O-D-T	PF	A	TO	BLK	STL	PTS
11/9	Bucknell	*	29	8-13	.615	0-1	.000	2-4	.500	6-6-12	1	1	2	0	3	18
11/13	Colgate	*	34	9-16	.563	0-2	.000	3-3	1.000	3-7-10	0	4	0	0	0	21
11/16	vs. Central Connecticut	*	33	8-12	.667	0-1	.000	8-10	.800	1-8-9	0	2	2	0	3	24
11/17	vs. Oklahoma State	*	36	6-11	.545	0-1	.000	7-9	.778	4-6-10	2	3	4	0	2	19
11/21	Texas Southern	*	39	8-15	.533	1-4	.250	4-8	.500	2-9-11	2	4	2	0	3	21
11/27	Louisiana Tech	*	37	5-6	.833	0-0	.000	0-0	.000	2-5-7	2	5	2	0	5	10
12/1	Nebraska	*	56	11-21	.524	0-2	.000	17-20	.850	7-12-19	4	4	7	0	2	39
12/4	Louisville	*	35	4-14	.286	0-1	.000	3-5	.600	2-7-9	1	2	1	0	0	11
12/9	Bethune-Cookman	*	36	8-14	.571	0-2	.000	0-2	.000	4-9-13	0	2	2	0	2	16
12/12	vs. Purdue	*	38	6-16	.375	0-2	.000	6-6	1.000	2-4-6	2	4	4	0	1	18
12/17	vs. Richmond	*	36	8-16	.500	1-2	.500	4-10	.400	5-8-13	3	3	3	0	0	21
12/21	Wright State	*	37	4-13	.308	1-1	1.000	1-2	.500	3-2-5	2	3	3	0	1	10
12/29	at Miami	*	31	6-9	.667	0-0	.000	2-2	1.000	7-4-11	2	6	3	0	0	14
1/1	Florida State	*	34	12-14	.857	1-2	.500	7-11	.636	1-6-7	3	7	6	0	2	32
1/4	at Virginia Tech	*	38	8-14	.571	1-2	.500	4-4	1.000	3-7-10	3	3	3	0	0	21
1/8	Clemson	*	34	9-20	.450	2-5	.400	7-11	.636	5-2-7	3	3	2	1	2	27

SEABRON'S SINGLE-GAME BESTS

POINTS

Season 39, vs. Nebraska (12/1/21)
Career 39, vs. Nebraska (12/1/21)
ACC 32, vs. Florida State (1/1/22)

REBOUNDS

Season 19, vs. Nebraska (12/1/21)
Career 19, vs. Nebraska (12/1/21)
ACC 13, at Notre Dame (3/3/21)

FG MADE

Season 12, vs. Florida State (1/1/22)
Career 12, vs. Florida State (1/1/22)
ACC 12, vs. Florida State (1/1/22)

FG ATTEMPTED

Season 21, vs. Nebraska (12/1/21)
Career 21, vs. Nebraska (12/1/21)
ACC 20, vs. Clemson (1/8/22)

3FG MADE

Season 2, vs. Clemson (1/8/22)
Career 2, vs. Clemson (1/8/22)
ACC 2, vs. Clemson (1/8/22)

3FG ATTEMPTED

Season 5, vs. Clemson (1/8/22)
Career 5, vs. Clemson (1/8/22)
ACC 5, vs. Clemson (1/8/22)

FT MADE

Season 17, vs. Nebraska (12/1/21)
Career 17, vs. Nebraska (12/1/21)
ACC 7 (2x), last vs. Clemson (1/8/22)

FT ATTEMPTED

Season 20, vs. Nebraska (12/1/21)
Career 20, vs. Nebraska (12/1/21)
ACC 11 (2x), last vs. Clemson (1/8/22)

ASSISTS

Season 7, vs. Florida State (1/1/22)
Career 7, vs. Florida State (1/1/22)
ACC 7, vs. Florida State (1/1/22)

STEALS

Season 5, vs. Louisiana Tech (11/27/21)
Career 5, vs. Louisiana Tech (11/27/21)
ACC 4, at Wake Forest (2/20/21)

BLOCKS

Season 1, vs. Clemson (1/8/22)
Career 3, at Notre Dame (3/3/21)
ACC 3, at Notre Dame (3/3/21)

MINUTES

Season 56, vs. Nebraska (12/1/21)
Career 56, vs. Nebraska (12/1/21)
ACC 38, at Virginia Tech (1/4/22)

MISCELLANEOUS CAREER STATS

Games with 10+ points 19
Games with 20+ points 8
Games with 10+ rebounds 10
Games with 3+ assists 15
Games with 2+ steals 11
Games with 2+ blocks 1
Double-Doubles 10
Games led NCSU in points 10
Games led NCSU in rebounds 19
Games led NCSU in assists 12
Games led NCSU in steals 8
Games led NCSU in blocks 2

SEABRON'S CAREER STATS

Year	GP-GS	Min	Avg	FG-FGA	Pct	3FG-FGA	Pct	FT-FTA	Pct	Off-Def	Tot-Avg	PF-FO	A	TO	Blk	Stl	Pts	Avg
2020-21	24-8	418	17.4	50-103	.485	5-20	.250	19-33	.576	27-56	83-3.5	26-1	19	29	7	16	124	5.2
2021-22	16-16	583	36.4	120-224	.536	7-28	.250	75-107	.701	57-102	159-9.9	30-0	56	46	1	26	322	20.1
TOTALS	40-24	1001	25.0	170-327	.520	12-48	.250	94-140	.671	84-158	242-6.1	56-1	75	75	8	42	446	11.2



3 CAM HAYES

GUARD • SOPHOMORE • 6-3 • 180 LBS.
GREENSBORO, N.C.
GREENSBORO DAY

SEASON STATS



NOTING HAYES

- Has a 2.05-to-1 assist-to-turnover ratio
- Had a career-high four three-pointers and tied season-high with 16 points vs. Richmond on 12/17
- Season-high 16 points vs. Oklahoma State on 11/17
- ACC Honor Roll and Academic All-ACC Team selection last season as a true freshman
- Appeared in 23 games, making 14 starts
- Averaged 7.8 points and led team in assists at 3.1 per game.
- Ranked 14th in the ACC with 1.57 assist-to-turnover ratio
- Led team in assists in 10 games, in steals in six games and in scoring twice
- Ranked as consensus four-star prospect
- No. 68 player nationally by 247Sports and No. 76 overall by Rivals

2021-22 GAME-BY-GAME STATS

Date	Opponent	ST	MIN	FG-FGA	Pct.	3FG-FGA	Pct.	FT-FTA	Pct.	O-D-T	PF	A	TO	BLK	STL	PTS
11/9	Bucknell	*	22	3-11	.273	1-5	.200	2-2	1.000	1-2-3	0	4	1	0	1	9
11/13	Colgate	*	26	5-12	.417	0-2	.000	0-0	.000	1-0-1	1	1	0	0	1	10
11/16	vs. Central Connecticut	*	22	3-5	.600	2-3	.667	2-4	.500	0-1-1	1	3	0	0	1	10
11/17	vs. Oklahoma State	*	31	4-16	.250	2-7	.286	6-6	1.000	0-3-3	2	1	2	1	1	16
11/21	Texas Southern	*	25	5-7	.714	0-2	.000	1-3	.333	0-3-3	2	5	0	2	1	11
11/27	Louisiana Tech	*	27	3-7	.429	0-2	.000	8-8	1.000	0-3-3	1	5	1	0	2	14
12/1	Nebraska	*	25	5-14	.357	0-6	.000	3-3	1.000	1-3-4	1	2	2	0	1	13
12/4	Louisville	*	26	5-12	.417	2-6	.333	3-4	.750	0-3-3	3	1	0	0	1	15
12/9	Bethune-Cookman	*	28	1-10	.100	0-3	.000	4-4	1.000	0-2-2	1	3	1	0	0	6
12/12	vs. Purdue	*	30	5-9	.556	2-3	.667	0-0	.000	0-5-5	2	2	3	0	1	12
12/17	vs. Richmond	*	27	6-14	.429	4-8	.500	0-0	.000	0-2-2	5	3	0	0	0	16
12/21	Wright State	*	26	2-12	.167	1-6	.167	0-0	.000	1-4-5	4	3	1	0	1	5
12/29	at Miami	*	24	0-6	.000	0-4	.000	0-0	.000	1-2-3	3	4	1	0	1	0
1/1	Florida State		15	1-4	.250	0-2	.000	0-0	.000	0-0-0	2	1	4	0	1	2
1/4	at Virginia Tech		24	1-6	.167	0-4	.000	2-3	.667	2-1-3	2	1	2	0	2	4
1/8	Clemson		18	2-5	.400	1-2	.500	2-2	1.000	0-3-3	0	0	1	0	1	7

HAYES' SINGLE-GAME BESTS

POINTS

Season 16 (2x), last vs. Richmond (12/17/21)
Career 20, at Notre Dame (3/3/21)
ACC 20, at Notre Dame (3/3/21)

REBOUNDS

Season 5 (2x), last vs. Wright State (12/21/21)
Career 5 (5x), last vs. Wright State (12/21/21)
ACC 5 (2x), last vs. Pitt (2/28/21)

FG MADE

Season 6, vs. Richmond (12/17/21)
Career 7 (2x), last at Notre Dame (3/3/21)
ACC 7, at Notre Dame (3/3/21)

FG ATTEMPTED

Season 16, vs. Oklahoma State (11/17/21)
Career 16, vs. Oklahoma State (11/17/21)
ACC 12, vs. Louisville (12/4/21)

3FG MADE

Season 4, vs. Richmond (12/17/21)
Career 4, vs. Richmond (12/17/21)
ACC 3 (4x), last at Notre Dame (3/3/21)

3FG ATTEMPTED

Season 8, vs. Richmond (12/17/21)
Career 8, vs. Richmond (12/17/21)
ACC 6 (2x), last vs. Louisville (12/4/21)

FT MADE

Season 8, vs. Louisiana Tech (11/27/21)
Career 8, vs. Louisiana Tech (11/27/21)
ACC 7, at Virginia (2/24/21)

FT ATTEMPTED

Season 8, vs. Louisiana Tech (11/27/21)
Career 8 (3x), last vs. Louisiana Tech (11/27/21)
ACC 8 (2x), last at Virginia (2/24/21)

ASSISTS

Season 5 (2x), last vs. Louisiana Tech (11/27/21)
Career 9, at Pitt (2/17/21)
ACC 9, at Pitt (2/17/21)

STEALS

Season 2 (2x), last at Virginia Tech (1/4/22)
Career 4, vs. Charleston Southern (11/25/20)
ACC 3 (2x), last at Wake Forest (2/20/21)

BLOCKS

Season 2, vs. Texas Southern (11/21/21)
Career 2, vs. Texas Southern (11/21/21)
ACC

MINUTES

Season 31, vs. Oklahoma State (11/17/21)
Career 36, vs. Davidson (3/18/21)
ACC 34, vs. Pitt (2/28/21) Season

MISCELLANEOUS CAREER STATS

Games with 10+ points.....	14
Games with 20+ points.....	1
Games with 10+ rebounds.....	0
Games with 3+ assists.....	21
Games with 2+ steals.....	9
Games with 2+ blocks.....	1
Double-Doubles.....	0
Games led NCSU in points.....	2
Games led NCSU in rebounds.....	0
Games led NCSU in assists.....	15
Games led NCSU in steals.....	6
Games led NCSU in blocks.....	1

HAYES' CAREER STATS

Year	GP-GS	Min	Avg	FG-FGA	Pct	3FG-FGA	Pct	FT-FTA	Pct	Off-Def	Tot-Avg	PF-FO	A	TO	Blk	Stl	Pts	Avg
2020-21	23-14	540	23.5	61-158	.386	28-77	.364	30-41	.732	6-49	55-2.4	36-1	72	46	1	29	180	7.8
2021-22	16-13	396	24.8	51-150	.340	15-65	.231	33-39	.846	7-37	44-2.8	30-1	39	19	3	16	150	9.4
TOTALS	39-27	936	24.0	112-308	.364	43-142	.303	63-80	.788	13-86	99-2.5	66-2	111	65	4	45	330	8.5



4 JERICOLE HELLEMS

FORWARD • SENIOR • 6-7 • 200 LBS.
ST. LOUIS, MO.
CHAMINADE

SEASON STATS

PPG	RPG	APG	FG%	3FG%	FT%
14.3	4.5	1.5	39.2	38.6	80.6

NOTING HELLEMS

- Ranks 20th in the ACC in scoring (14.3) and 7th in free throw percentage (80.6%)
- Eclipsed 1,000 career point mark in game at Miami on 12/29, 55th player in program history to reach 1,000 points
- Scored 24 points and added six rebounds and two steals at Miami on 12/29
- Scored career-high 31 points in win over Louisiana Tech on 11/27. Made a career-best 10 field goals, while connecting on a career-high 6 three-pointers. Six three-pointers tie for the most by an ACC player this season
- Scored 18 points, hitting a perfect 10-of-10 from the foul line vs. Oklahoma State on 11/17
- Led team with 22 points on 7-13 shooting in season-opening win over Bucknell.
- Team's top returning scorer
- Named Honorable Mention All-ACC for the 2020-21 season
- One of only two players on last year's team to play in all 25 games ... Made 24 starts and averaged 12.9 points and 5.0 rebounds
- Hit 31 three-pointers, second-most on the team, and led team in three-point field goal percentage at 38.3 percent
- Played at Chaminade High School in St. Louis. Finished career ranked third in school history in career points.
- Was high school teammates with Jayson Tatum at Chaminade in his freshman and sophomore seasons.

2021-22 GAME-BY-GAME STATS

Date	Opponent	ST	MIN	FG-FGA	Pct.	3FG-FGA	Pct.	FT-FTA	Pct.	O-D-T	PF	A	TO	BLK	STL	PTS
11/9	Bucknell	*	34	7-13	.538	3-7	.429	5-5	1.000	1-3-4	3	0	0	0	1	22
11/13	Colgate	*	36	2-7	.286	0-1	.000	0-0	.000	0-4-4	4	2	2	1	2	4
11/16	vs. Central Connecticut	*	14	1-5	.200	1-3	.333	1-2	.500	0-2-2	5	0	3	0	0	4
11/17	vs. Oklahoma State	*	36	3-11	.273	2-5	.400	10-10	1.000	1-3-4	5	0	4	0	1	18
11/21	Texas Southern	*	22	2-9	.222	1-3	.333	5-6	.833	1-3-4	5	1	2	2	0	10
11/27	Louisiana Tech	*	32	10-19	.526	6-8	.750	5-5	1.000	1-3-4	4	0	1	0	0	31
12/1	Nebraska	*	50	5-18	.278	2-8	.250	3-5	.600	2-5-7	5	4	4	0	0	15
12/4	Louisville	*	35	5-16	.313	3-11	.273	5-6	.833	1-4-5	3	5	1	0	3	18
12/9	Bethune-Cookman	*	32	5-9	.556	2-5	.400	1-2	.500	0-4-4	3	5	3	1	3	13
12/12	vs. Purdue	*	42	5-11	.455	2-5	.400	0-1	.000	0-3-3	4	1	2	1	1	12
12/17	vs. Richmond	*	39	2-6	.333	1-3	.333	7-10	.700	1-3-4	3	1	1	0	3	12
12/21	Wright State	*	40	6-11	.545	2-4	.500	0-1	.000	2-5-7	3	1	1	1	2	14
12/29	at Miami	*	37	9-17	.529	2-6	.333	4-4	1.000	3-3-6	4	1	0	0	2	24
1/1	Florida State	*	29	1-4	.250	0-2	.000	6-8	.750	1-1-2	4	1	1	0	0	8
1/4	at Virginia Tech	*	40	6-16	.375	3-6	.500	0-0	.000	3-2-5	1	1	0	0	2	15
1/8	Clemson	*	38	2-9	.222	2-6	.333	2-2	1.000	1-6-7	2	1	3	0	4	8

HELLEMS' SINGLE-GAME BESTS

POINTS

Season 31, vs. Louisiana Tech (11/27/21)
Career 31, vs. Louisiana Tech (11/27/21)
ACC 24 (2x), last at Miami (12/29/21)

REBOUNDS

Season 7 (2x), last vs. Wright State (12/21/21)
Career 9 (3x), last vs. Pitt (2/28/21)
ACC 9 (2x), last vs. Pitt (2/28/21)

FG MADE

Season 10, vs. Louisiana Tech (11/27/21)
Career 10, vs. Louisiana Tech (11/27/21)
ACC 9 (3x), last at Miami (12/29/21)

FG ATTEMPTED

Season 19, vs. Louisiana Tech (11/27/21)
Career 19 (2x), last vs. Louisiana Tech (11/27/21)
ACC 19, at Syracuse (1/31/21)

3FG MADE

Season 6, vs. Louisiana Tech (11/27/21)
Career 6, vs. Louisiana Tech (11/27/21)
ACC 3 (3x), last at Virginia Tech (1/4/22)

3FG ATTEMPTED

Season 11, vs. Louisville (12/4/21)
Career 11, vs. Louisville (12/4/21)
ACC 11, vs. Louisville (12/4/21)

FT MADE

Season 10, vs. Oklahoma State (11/17/21)
Career 10, vs. Oklahoma State (11/17/21)
ACC 9, vs. Boston College (12/30/20)

FT ATTEMPTED

Season 10 (2x), last vs. Richmond (12/17/21)
Career 11, vs. Boston College (12/30/20)
ACC 11, vs. Boston College (12/30/20)

ASSISTS

Season 5 (2x), last vs. Bethune-Cookman (12/9/21)
Career 6, vs. Little Rock (11/23/19)
ACC 5 (3x), last vs. Louisville (12/4/21)

STEALS

Season 4, vs. Clemson (1/8/22)
Career 4 (2x), last vs. Clemson (1/8/22)
ACC 4, vs. Clemson (1/8/22)

BLOCKS

Season 2, vs. Texas Southern (11/21/21)
Career 2 (2x), last vs. Texas Southern (11/21/21)
ACC 1 (13x), last at Notre Dame (3/3/21)

MINUTES

Season 50, vs. Nebraska (12/1/21)
Career 50, vs. Nebraska (12/1/21)
ACC 40, at Virginia Tech (1/4/22)

MISCELLANEOUS CAREER STATS

Games with 10+ points 51
Games with 20+ points 7
Games with 10+ rebounds 0
Games with 3+ assists 14
Games with 2+ steals 26
Games with 2+ blocks 2
Double-Doubles 0
Games led NCSU in points 16
Games led NCSU in rebounds 11
Games led NCSU in assists 8
Games led NCSU in steals 20
Games led NCSU in blocks 8

HELLEMS' CAREER STATS

Year	GP-GS	Min	Avg	FG-FGA	Pct	3FG-FGA	Pct	FT-FTA	Pct	Off-Def	Tot-Avg	PF-FO	A	TO	Blk	Stl	Pts	Avg
2018-19	36-0	491	13.6	71-184	.386	22-69	.319	27-36	.750	34-57	91-2.5	66-1	24	36	10	13	191	5.3
2019-20	31-17	791	25.5	103-255	.404	34-103	.330	53-68	.779	41-65	106-3.4	89-1	32	42	8	20	293	9.5
2020-21	25-24	786	31.4	119-263	.452	31-81	.383	54-70	.771	36-90	126-5.0	70-4	44	50	6	27	323	12.9
2021-22	16-16	556	34.8	71-181	.392	32-83	.386	54-67	.806	18-54	72-4.5	58-4	24	28	6	24	228	14.3
TOTALS	108-57	2624	24.3	364-883	.412	119-336	.354	188-241	.780	129-266	395-3.7	283-10	123	156	30	84	1035	9.6



5 THOMAS ALLEN

GUARD • SENIOR • 6-1 • 175 LBS.
RALEIGH, N.C.
BREWSTER ACADEMY (NEBRASKA)

SEASON STATS



NOTING ALLEN

- Has been a different player since coming back from Christmas break ... In 10 games before Christmas, averaged 1.8 points per game, averaging 9.3 points per game in 4 games since Christmas.
- Scored 13 points in 27 minutes off-the-bench at Miami on 12/29
- Appeared in 17 games, making 15 starts last season for the Pack
- Missed final eight games of the season because of an ankle injury
- Averaged 7.4 points and 2.5 rebounds per game
- Sat out 2019-20 season as a transfer from Nebraska
- Averaged 8.7 points per game as a sophomore for the Cornhuskers. Also averaged 2.0 assists and 1.3 steals per game. Ranked eighth in the Big Ten in steals per game
- Originally signed with NC State in fall of 2016, but was released from NLI after Kevin Keatts became head coach. After two years at Nebraska, Allen chose to comeback to his hometown and transferred to NC State
- Was top-100 prospect in Class of 2017

2021-22 GAME-BY-GAME STATS

Date	Opponent	ST	MIN	FG-FGA	Pct.	3FG-FGA	Pct.	FT-FTA	Pct.	O-D-T	PF	A	TO	BLK	STL	PTS
11/9	Bucknell															
11/13	Colgate		3	0-0	.000	0-0	.000	0-0	.000	0-0-0	0	0	0	0	0	0
11/16	vs. Central Connecticut		21	3-5	.600	2-3	.667	0-0	.000	0-0-0	2	2	0	0	1	8
11/17	vs. Oklahoma State		12	0-1	.000	0-1	.000	0-0	.000	0-0-0	0	0	0	0	0	0
11/21	Texas Southern		22	1-4	.250	0-2	.000	0-2	.000	0-2-2	0	2	0	1	2	2
11/27	Louisiana Tech															
12/1	Nebraska		8	1-1	1.000	0-0	.000	3-4	.750	2-1-3	0	0	0	0	1	5
12/4	Louisville		17	0-4	.000	0-4	.000	0-0	.000	0-0-0	0	2	0	0	1	0
12/9	Bethune-Cookman		18	1-4	.250	1-2	.500	0-0	.000	0-2-2	0	0	1	0	0	3
12/12	vs. Purdue		9	0-2	.000	0-2	.000	0-0	.000	0-1-1	0	0	0	0	1	0
12/17	vs. Richmond		3	0-0	.000	0-0	.000	0-0	.000	0-0-0	0	0	0	0	1	0
12/21	Wright State		4	0-1	.000	0-0	.000	0-0	.000	0-0-0	0	0	0	0	0	0
12/29	at Miami		27	6-10	.600	1-4	.250	0-0	.000	0-7-7	3	3	1	0	1	13
1/1	Florida State	*	32	3-10	.300	3-6	.500	0-0	.000	1-1-2	2	3	1	0	1	9
1/4	at Virginia Tech	*	15	2-4	.500	1-2	.500	0-0	.000	0-0-0	0	3	0	0	0	5
1/8	Clemson	*	27	4-9	.444	2-4	.500	0-0	.000	1-2-3	3	1	0	0	1	10

ALLEN'S SINGLE-GAME BESTS

POINTS

Season 13, at Miami (12/29/21)
Career 18 (2x), last at Purdue (2/9/19)
ACC 17, vs. Syracuse (2/9/21)

REBOUNDS

Season 7, at Miami (12/29/21)
Career 9, vs. Minnesota (2/13/19)
ACC 7, at Miami (12/29/21)

FG MADE

Season 6, at Miami (12/29/21)
Career 7, vs. Creighton (12/8/18)
ACC 6 (2x), last at Miami (12/29/21)

FG ATTEMPTED

Season 10 (2x), last vs. Florida State (1/1/22)
Career 12, at Illinois (2/8/19)
ACC 10 (3x), last vs. Florida State (1/1/22)

3FG MADE

Season 3, vs. Florida State (1/1/22)
Career 5, at Purdue (2/9/19)
ACC 4 (3x), last vs. Syracuse (2/9/21)

3FG ATTEMPTED

Season 6, vs. Florida State (1/1/22)
Career 8, vs. Syracuse (2/9/21)
ACC 8, vs. Syracuse (2/9/21)

FT MADE

Season 3, vs. Nebraska (12/1/21)
Career 5, vs. Syracuse (2/9/21)
ACC 5, vs. Syracuse (2/9/21)

FT ATTEMPTED

Season 4, vs. Nebraska (12/1/21)
Career 6, vs. Syracuse (2/9/21)
ACC 6, vs. Syracuse (2/9/21)

ASSISTS

Season 3 (3x), last at Virginia Tech (1/4/22)
Career 5 (2x), last at Penn State (2/19/19)
ACC 4 (2x), last vs. Duke (2/13/21)

STEALS

Season 2, vs. Texas Southern (11/21/21)
Career 5, vs. Missouri State (11/19/18)
ACC 3, at Boston College (2/6/21)

BLOCKS

Season 1, vs. Texas Southern (11/21/21)
Career 2, at Boston College (2/6/21)
ACC 2, at Boston College (2/6/21)

MINUTES

Season 32, vs. Florida State (1/1/22)
Career 38, vs. Northwestern (2/16/19)
ACC 36, at Syracuse (1/31/21)

MISCELLANEOUS CAREER STATS

Games with 10+ points 17
Games with 20+ points 0
Games with 10+ rebounds 0
Games with 3+ assists 18
Games with 2+ steals 19
Games with 2+ blocks 1
Double-Doubles 0
Games led NCSU in points 3
Games led NCSU in rebounds 1
Games led NCSU in assists 4
Games led NCSU in steals 2
Games led NCSU in blocks 1

ALLEN'S CAREER STATS

Year	GP-GS	Min	Avg	FG-FGA	Pct	3FG-FGA	Pct	FT-FTA	Pct	Off-Def	Tot-Avg	PF-FO	A	TO	Blk	Stl	Pts	Avg
2017-18 (at Nebraska)	32-0	318	9.9	34-86	.395	17-48	.354	16-20	.800	5-26	31-1.0	8-0	17	20	0	7	101	3.2
2018-19 (at Nebraska)	29-25	874	30.1	96-220	.436	36-99	.364	25-29	.862	10-71	81-2.8	29-0	59	29	6	38	253	8.7
2020-21	17-15	450	26.5	43-118	.364	25-66	.379	15-19	.789	7-35	42-2.5	24-0	28	22	2	22	126	7.4
2021-22	14-3	218	15.6	21-55	.382	10-30	.333	3-6	.500	4-16	20-1.4	10-0	16	3	1	10	55	3.9
TOTALS	92-43	1863	20.3	194-479	.405	88-243	.362	59-74	.797	26-148	174-1.9	71-0	120	75	9	77	535	5.8



10 BREON PASS

GUARD • FRESHMAN • 6-0 • 175 LBS.
REIDSVILLE, N.C.
REIDSVILLE

SEASON STATS



NOTING PASS

- Played season-high 23 minutes, including a majority of the 40Ts, grabbed season-best 7 rebounds in win over Nebraska on 12/1.
- Made program-debut on 11/9 against Bucknell, finished with four points, one steal and one assist in 11 minutes.
- One of the top dual-sport athletes in the class of 2021
- Had Power-5 offers to play college football and basketball
- Ranked as a four-star prospect by 247Sports ... No. 125 overall prospect and No. 6 prospect in the state of North Carolina by 247Sports
- Named 2021 North Carolina High School Athletic Association Male Athlete of the Year
- Finished his career in high school, owning 13 school and county records in basketball
- Finished with 2,219 career points which is a school and county record
- Had numerous football scholarship offers, including NC State, North Carolina, South Carolina, Tennessee, Texas A&M and Virginia Tech
- Finished high school career with 118 receptions for 2,194 yards and 48 touchdowns
- Won three consecutive state football championships
- Caught 35 passes for 758 yards and 11 touchdowns, earning HighSchoolOT All-State honors as a senior

2021-22 GAME-BY-GAME STATS

Date	Opponent	ST	MIN	FG-FGA	Pct.	3FG-FGA	Pct.	FT-FTA	Pct.	O-D-T	PF	A	TO	BLK	STL	PTS
11/9	Bucknell		11	1-3	.333	0-2	.000	2-2	1.000	0-3-3	4	1	0	0	1	4
11/13	Colgate		8	0-0	.000	0-0	.000	0-0	.000	0-0-0	1	1	2	0	0	0
11/16	vs. Central Connecticut		12	3-5	.600	1-1	1.000	0-0	.000	0-0-0	1	0	1	0	0	7
11/17	vs. Oklahoma State															
11/21	Texas Southern		4	0-1	.000	0-1	.000	2-2	1.000	0-2-2	1	0	1	0	1	2
11/27	Louisiana Tech		5	0-1	.000	0-1	.000	0-0	.000	0-0-0	0	1	1	0	0	0
12/1	Nebraska		23	1-7	.143	0-4	.000	1-2	.500	0-7-7	1	1	0	1	1	3
12/4	Louisville		13	0-1	.000	0-1	.000	0-0	.000	0-2-2	0	0	1	0	0	0
12/9	Bethune-Cookman		8	1-4	.250	1-3	.333	0-0	.000	0-0-0	0	0	0	0	0	3
12/12	vs. Purdue															
12/17	vs. Richmond		4	0-2	.000	0-1	.000	0-0	.000	0-0-0	0	0	1	0	0	0
12/21	Wright State		1	0-1	.000	0-1	.000	0-0	.000	0-0-0	0	0	0	0	0	0
12/29	at Miami		12	1-3	.333	1-2	.500	2-2	1.000	0-2-2	3	2	0	0	0	5
1/1	Florida State		9	2-4	.500	1-1	1.000	0-0	.000	1-3-4	1	1	1	0	0	5
1/4	at Virginia Tech															
1/8	Clemson		2	0-0	.000	0-0	.000	0-0	.000	1-1-2	1	0	0	0	0	0

PASS' SINGLE-GAME BESTS

POINTS

Season 7, vs. Central Connecticut (11/16/21)
ACC 5 (2x), last vs. Florida State (1/1/22)

REBOUNDS

Season 7, vs. Nebraska (12/1/21)
ACC 4, vs. Florida State (1/1/22)

FG MADE

Season 3, vs. Central Connecticut (11/16/21)
ACC 2, vs. Florida State (1/1/22)

FG ATTEMPTED

Season 7, vs. Nebraska (12/1/21)
ACC 4, vs. Florida State (1/1/22)

3FG MADE

Season 1 (4x), last vs. Florida State (1/1/22)
ACC 1 (2x), last vs. Florida State (1/1/22)

3FG ATTEMPTED

Season 4, vs. Nebraska (12/1/21)
ACC 2, at Miami (12/29/21)

FT MADE

Season 2 (3x), last at Miami (12/29/21)
ACC 2, at Miami (12/29/21)

FT ATTEMPTED

Season 2 (4x), last at Miami (12/29/21)
ACC 2, at Miami (12/29/21)

ASSISTS

Season 2, at Miami (12/29/21)
ACC 2, at Miami (12/29/21)

STEALS

Season 1 (3x), last vs. Nebraska (12/1/21)
ACC 0

BLOCKS

Season 1, vs. Nebraska (12/1/21)
ACC 0

MINUTES

Season 23, vs. Nebraska (12/1/21)
ACC 13, vs. Louisville (12/4/21)

MISCELLANEOUS CAREER STATS

Games with 10+ points.....	0
Games with 20+ points.....	0
Games with 10+ rebounds.....	0
Games with 3+ assists.....	0
Games with 2+ steals.....	0
Games with 2+ blocks.....	0
Double-Doubles.....	0
Games led NCSU in points.....	0
Games led NCSU in rebounds.....	0
Games led NCSU in assists.....	0
Games led NCSU in steals.....	0
Games led NCSU in blocks.....	0

PASS' CAREER STATS

Year	GP-GS	Min	Avg	FG-FGA	Pct	3FG-FGA	Pct	FT-FTA	Pct	Off-Def	Tot-Avg	PF-FO	A	TO	Blk	Stl	Pts	Avg
2021-22	13-0	112	8.6	9-32	.281	4-18	.222	7-8	.875	2-20	22-1.7	13-0	7	8	1	3	29	2.2



JAYLON GIBSON

FORWARD • SOPHOMORE • 6-10 • 220 LBS.
ZEBULON, N.C.
GRACE CHRISTIAN SCHOOL

SEASON STATS

PPG	RPG	BPG	FG%	3FG%	FT%
1.8	2.1	0.4	43.5	-	50.0

NOTING GIBSON

- Appeared in 17 games as a true freshman last season. Averaged 0.8 points and 0.9 rebounds per game.
- Ranked as one of top seniors in North Carolina in Class of 2020
- Played junior and senior seasons of high school at Grace Christian School in Cary
- Averaged 16 points and 11 rebounds as a senior to lead Eagles to 21-12 record
- Averaged 15.1 points, 8.5 rebounds and 2.7 blocks per game, while shooting 64 percent from the floor as a junior

2021-22 GAME-BY-GAME STATS

Date	Opponent	ST	MIN	FG-FGA	Pct.	3FG-FGA	Pct.	FT-FTA	Pct.	O-D-T	PF	A	TO	BLK	STL	PTS
11/9	Bucknell		14	0-1	.000	0-0	.000	0-0	.000	0-2-2	0	0	0	0	0	0
11/13	Colgate		15	2-3	.667	0-0	.000	0-0	.000	2-1-3	1	1	1	0	1	4
11/16	vs. Central Connecticut		20	1-2	.500	0-0	.000	2-4	.500	2-3-5	3	0	0	0	0	4
11/17	vs. Oklahoma State		16	1-3	.333	0-0	.000	3-4	.750	3-1-4	2	0	1	2	0	5
11/21	Texas Southern		18	2-2	1.000	0-0	.000	0-0	.000	3-0-3	1	0	2	1	0	4
11/27	Louisiana Tech		12	1-3	.333	0-0	.000	0-2	.000	3-2-5	3	0	1	1	0	2
12/1	Nebraska		5	0-2	.000	0-0	.000	0-0	.000	0-0-0	0	0	1	0	0	0
12/4	Louisville		5	0-0	.000	0-0	.000	0-0	.000	1-0-1	1	0	0	0	0	0
12/9	Bethune-Cookman		5	0-2	.000	0-0	.000	0-0	.000	1-1-2	0	0	0	1	1	0
12/12	vs. Purdue		19	2-3	.667	0-0	.000	0-0	.000	2-0-2	3	1	0	0	1	4
12/17	vs. Richmond		9	1-1	1.000	0-0	.000	0-0	.000	0-0-0	1	1	0	0	1	2
12/21	Wright State		5	0-1	.000	0-0	.000	0-0	.000	1-0-1	0	1	0	0	0	0
12/29	at Miami									DID NOT PLAY						
1/1	Florida State		10	0-0	.000	0-0	.000	0-0	.000	0-2-2	2	0	1	0	0	0
1/4	at Virginia Tech									DID NOT PLAY						
1/8	Clemson		10	0-0	.000	0-0	.000	0-0	.000	0-0-0	0	0	1	1	0	0

GIBSON'S SINGLE-GAME BESTS

POINTS

Season 5, vs. Oklahoma State (11/17/21)
Career 5 (2x), last vs. Oklahoma State (11/17/21)
ACC.....

REBOUNDS

Season 5 (2x), last vs. Louisiana Tech (11/27/21)
Career 5 (2x), last vs. Louisiana Tech (11/27/21)
ACC..... 2 (2x), last vs. Florida State (1/1/22)

FG MADE

Season 2 (3x), last vs. Purdue (12/12/21)
Career 2 (4x), last vs. Purdue (12/12/21)
ACC.....

FG ATTEMPTED

Season 3 (4x), last vs. Purdue (12/12/21)
Career 3 (5x), last vs. Purdue (12/12/21)
ACC..... 2, at Boston College (2/6/21)

3FG MADE

Season
Career
ACC.....

3FG ATTEMPTED

Season
Career 1, vs. Charleston Southern (11/26/20)
ACC.....

FT MADE

Season 3, vs. Oklahoma State (11/17/21)
Career 3 (2x), last vs. Oklahoma State (11/17/21)
ACC.....

FT ATTEMPTED

Season 4 (2x), last vs. Oklahoma State (11/17/21)
Career 4 (4x), last vs. Oklahoma State (11/17/21)
ACC.....

ASSISTS

Season 1 (4x), last vs. Wright State (12/21/21)
Career 1 (4x), last vs. Wright State (12/21/21)
ACC.....

STEALS

Season 1 (4x), last vs. Richmond (12/17/21)
Career 1 (5x), last vs. Richmond (12/17/21)
ACC.....

BLOCKS

Season 2, vs. Oklahoma State (11/17/21)
Career 2, vs. Oklahoma State (11/17/21)
ACC..... 1 (2x), last vs. Clemson (1/8/22)

MINUTES

Season 20, vs. Central Connecticut (11/16/21)
Career 20, vs. Central Connecticut (11/16/21)
ACC..... 11, at Florida State (1/13/21)

MISCELLANEOUS CAREER STATS

Games with 10+ points..... 0
Games with 20+ points..... 0
Games with 10+ rebounds..... 0
Games with 3+ assists..... 0
Games with 2+ steals..... 0
Games with 2+ blocks..... 1
Double-Doubles..... 0
Games led NCSU in points..... 0
Games led NCSU in rebounds..... 0
Games led NCSU in assists..... 0
Games led NCSU in steals..... 0
Games led NCSU in blocks..... 2

GIBSON'S CAREER STATS

Year	GP-GS	Min	Avg	FG-FGA	Pct	3FG-FGA	Pct	FT-FTA	Pct	Off-Def	Tot-Avg	PF-FO	A	TO	Blk	Stl	Pts	Avg
2020-21	17-0	80	4.7	5-11	.455	0-1	.000	4-11	.364	6-9	15-0.9	7-0	0	6	2	1	14	0.8
2021-22	14-0	163	11.6	10-23	.435	0-0	.000	5-10	.500	18-12	30-2.1	17-0	4	8	6	4	25	1.8
TOTALS	31-0	243	7.8	15-34	.441	0-1	.000	9-21	.429	24-21	45-1.5	24-0	4	14	8	5	39	1.3



12 CHASE GRAHAM

GUARD • JUNIOR • 6-1 • 180 LBS.
RALEIGH, N.C.
ATHENS DRIVE

SEASON STATS



NOTING GRAHAM

- NC State has won all 22 games that Graham has made an appearance in.
- Put up five points in one minute in the Pack's win vs. Wake Forest on 3/6/20, including a steal that led to an easy lay-in.
- Played on varsity for two seasons at Athens Drive.
- Averaged 9.5 points per game as a senior to help lead the team to an 18-8 record and a berth in the North Carolina 4A Boys Basketball Championship.
- Named Student-Athlete of the Year in 2017-18.
- 2019 Raleigh Sports club Scholarship Recipient.

2021-22 GAME-BY-GAME STATS

Date	Opponent	ST	MIN	FG-FGA	Pct.	3FG-FGA	Pct.	FT-FTA	Pct.	O-D-T	PF	A	TO	BLK	STL	PTS
11/9	Bucknell		1	0-1	.000	0-1	.000	0-0	.000	0-0-0	0	0	0	0	0	0
11/13	Colgate															
11/16	vs. Central Connecticut	0		0-0	.000	0-0	.000	0-0	.000	0-0-0	0	0	0	0	0	0
11/17	vs. Oklahoma State															
11/21	Texas Southern															
11/27	Louisiana Tech															
12/1	Nebraska															
12/4	Louisville															
12/9	Bethune-Cookman	1		0-0	.000	0-0	.000	0-0	.000	0-0-0	0	0	0	0	1	0
12/12	vs. Purdue															
12/17	vs. Richmond															
12/21	Wright State															
12/29	at Miami															
1/1	Florida State															
1/4	at Virginia Tech															
1/8	Clemson															

GRAHAM'S SINGLE-GAME BESTS

POINTS

Season 5, vs. Wake Forest (3/6/20)
Career 5, vs. Wake Forest (3/6/20)
ACC 5, vs. Wake Forest (3/6/20)

REBOUNDS

Season 1, vs. The Citadel (12/22/19)
Career 1, vs. The Citadel (12/22/19)
ACC 1, vs. The Citadel (12/22/19)

FG MADE

Season 1 (2x), last at Wake Forest (2/20/21)
Career 1 (2x), last at Wake Forest (2/20/21)
ACC 1 (2x), last at Wake Forest (2/20/21)

FG ATTEMPTED

Season 1, vs. Bucknell (11/9/21)
Career 2 (4x), last at Wake Forest (2/20/21)
ACC 2 (4x), last at Wake Forest (2/20/21)

3FG MADE

Season 1 (4x), last at Wake Forest (2/20/21)
Career 1 (2x), last at Wake Forest (2/20/21)
ACC 1 (2x), last at Wake Forest (2/20/21)

3FG ATTEMPTED

Season 1, vs. Bucknell (11/9/21)
Career 2 (3x), last at Wake Forest (2/20/21)
ACC 1 (2x), last at Wake Forest (2/20/21)

FT MADE

Season 2, vs. Charleston Southern (11/25/20)
Career 2, vs. Charleston Southern (11/25/20)
ACC 2, vs. Charleston Southern (11/25/20)

FT ATTEMPTED

Season 2, vs. Charleston Southern (11/25/20)
Career 2, vs. Charleston Southern (11/25/20)
ACC 2, vs. Charleston Southern (11/25/20)

ASSISTS

Season 1, vs. Bethune-Cookman (12/9/21)
Career 1 (3x), last vs Bethune-Cookman (12/9/21)
ACC 1 (3x), last vs Bethune-Cookman (12/9/21)

STEALS

Season 1, vs. Bethune-Cookman (12/9/21)
Career 1 (3x), last vs Bethune-Cookman (12/9/21)
ACC 1 (3x), last vs Bethune-Cookman (12/9/21)

BLOCKS

Season 1 (2x), last vs Bethune-Cookman (12/9/21)
Career 4, vs. The Citadel (12/22/19)
ACC 2, vs. Pitt (3/11/20)

MINUTES

Season 1 (2x), last vs Bethune-Cookman (12/9/21)
Career 4, vs. The Citadel (12/22/19)
ACC 2, vs. Pitt (3/11/20)

MISCELLANEOUS CAREER STATS

Games with 10+ points.....	0
Games with 20+ points.....	0
Games with 10+ rebounds.....	0
Games with 3+ assists.....	0
Games with 2+ steals.....	0
Games with 2+ blocks.....	0
Double-Doubles.....	0
Games led NCSU in points.....	0
Games led NCSU in rebounds.....	0
Games led NCSU in assists.....	0
Games led NCSU in steals.....	0
Games led NCSU in blocks.....	0

GRAHAM'S CAREER STATS

Year	GP-GS	Min	Avg	FG-FGA	Pct	3FG-FGA	Pct	FT-FTA	Pct	Off-Def	Tot-Avg	PF-FO	A	TO	Blk	Stl	Pts	Avg
2019-20	13-0	19	1.5	3-7	.429	2-5	.400	0-1	.000	0-1	1-0.1	1-0	0	2	0	2	8	0.6
2020-21	6-0	11	1.8	2-6	.333	2-5	.400	2-2	1.000	0-0	0-0.0	1-0	0	0	0	0	8	1.3
2021-22	3-0	2	0.7	0-1	.000	0-1	.000	0-0	.000	0-0	0-0.0	0-0	0	0	0	1	0	0.0
TOTALS	22-0	32	1.5	5-14	.357	4-11	.364	2-3	.667	0-1	1-0.0	2-0	0	2	0	3	16	0.7



14 CASEY MORSELL

GUARD • JUNIOR • 6-3 • 200 LBS.
FT. WASHINGTON, MD.
ST. JOHN'S COLLEGE (VIRGINIA)

SEASON STATS



NOTING MORSELL

- Has made multiple three-pointers in 5 of 14 games this season. In 53 career games at UVA, only had three games with multiple three-pointers made.
- Hit career-high tying 3 3-pointers in win over Louisiana Tech on 11/27.
- Attempted 17 free throws in first two games this season. That's more in two games than he attempted his entire freshman season or sophomore season at UVA.
- Scored career-high 22 points on 6-of-9 shooting in win over Colgate.
- Made program-debut on 11/9 against Bucknell and had 13 points, and a career-high tying six rebounds.
- Transfer from Virginia after playing freshman and sophomore seasons there
- Appeared in 23 games, making three starts at UVA last season. Averaged 4.4 points and 1.3 rebounds per game.
- As a true freshman, appeared in 30 games, making 13 starts. Averaged 4.0 points and 1.7 rebounds per game.

2021-22 GAME-BY-GAME STATS

Date	Opponent	ST	MIN	FG-FGA	Pct.	3FG-FGA	Pct.	FT-FTA	Pct.	O-D-T	PF	A	TO	BLK	STL	PTS
11/9	Bucknell	*	26	4-8	.500	1-4	.250	4-7	.571	3-3-6	0	0	3	0	1	13
11/13	Colgate	*	29	6-9	.667	2-4	.500	8-10	.800	1-3-4	1	0	0	0	1	22
11/16	vs. Central Connecticut	*	28	3-11	.273	2-4	.500	0-0	.000	0-3-3	2	3	0	1	0	8
11/17	vs. Oklahoma State	*	29	2-6	.333	1-3	.333	3-5	.600	2-5-7	4	2	3	0	0	8
11/21	Texas Southern	*	30	2-7	.286	0-3	.000	3-4	.750	0-5-5	3	0	0	0	1	7
11/27	Louisiana Tech	*	34	5-13	.385	3-6	.500	1-2	.500	2-1-3	1	1	0	0	2	14
12/1	Nebraska	*	32	5-11	.455	2-5	.400	2-3	.667	1-3-4	2	0	1	1	2	14
12/4	Louisville															
12/8	Bethune-Cookman															
12/12	vs. Purdue		21	1-4	.250	1-2	.500	0-0	.000	1-4-5	4	0	2	0	0	3
12/17	vs. Richmond		18	0-5	.000	0-3	.000	0-2	.000	1-3-4	2	0	0	0	0	0
12/21	Wright State		17	1-5	.200	0-2	.000	4-4	1.000	2-2-4	1	1	1	0	0	6
12/29	at Miami		15	1-5	.200	1-2	.500	1-2	.500	0-0-0	1	0	0	0	0	4
1/1	Florida State		12	1-3	.333	0-1	.000	0-0	.000	1-0-1	0	1	0	0	0	2
1/4	at Virginia Tech		6	0-2	.000	0-1	.000	0-0	.000	1-1-2	1	2	0	0	0	0
1/8	Clemson		22	2-7	.286	2-4	.500	3-4	.750	2-2-4	3	2	1	0	2	9

MORSELL'S SINGLE-GAME BESTS

POINTS

Season 22, vs. Colgate (11/13/21)
Career 22, vs. Colgate (11/13/21)
ACC 15, vs. Notre Dame (1/13/21)

REBOUNDS

Season 7, vs. Oklahoma State (11/17/21)
Career 7, vs. Oklahoma State (11/17/21)
ACC 5, vs. NC State (1/20/20)

FG MADE

Season 6, vs. Colgate (11/13/21)
Career 7, vs. Arizona State (11/24/19)
ACC 6, vs. Notre Dame (1/13/21)

FG ATTEMPTED

Season 13, vs. Louisiana Tech (11/27/21)
Career 13, vs. Louisiana Tech (11/27/21)
ACC 10, at Virginia Tech (2/26/20)

3FG MADE

Season 3, vs. Louisiana Tech (11/27/21)
Career 3 (2x), last vs. Louisiana Tech (11/27/21)
ACC 3, vs. Notre Dame (1/13/21)

3FG ATTEMPTED

Season 6, vs. Louisiana Tech (11/27/21)
Career 6 (4x), last vs. Louisiana Tech (11/27/21)
ACC 6, at Syracuse (11/6/19)

FT MADE

Season 8, vs. Colgate (11/13/21)
Career 8, vs. Colgate (11/13/21)
ACC 3, vs. Clemson (1/8/22)

FT ATTEMPTED

Season 10, vs. Colgate (11/13/21)
Career 10, vs. Colgate (11/13/21)
ACC 4, vs. Clemson (1/8/22)

ASSISTS

Season 3, vs. Central Connecticut (11/16/21)
Career 3 (2x), last vs. Central Connecticut (11/16/21)
ACC 2 (5x), last vs. Clemson (1/8/22)

STEALS

Season 2 (3x), last vs. Clemson (1/8/22)
Career 3, at North Carolina (2/15/20)
ACC 3, at North Carolina (2/15/20)

BLOCKS

Season 1 (2x), last vs. Nebraska (12/1/21)
Career 1 (13x), last vs. Nebraska (12/1/21)
ACC 1 (7x), last vs. Miami (3/1/21)

MINUTES

Season 34, vs. Louisiana Tech (11/27/21)
Career 38 (2x), last vs. Arizona State (11/24/19)
ACC 34, at Virginia Tech (2/26/20)

MISCELLANEOUS CAREER STATS

Games with 10+ points 8
Games with 20+ points 1
Games with 10+ rebounds 0
Games with 3+ assists 2
Games with 2+ steals 8
Games with 2+ blocks 0
Double-Doubles 0
Games led NCSU in points 1
Games led NCSU in rebounds 0
Games led NCSU in assists 0
Games led NCSU in steals 1
Games led NCSU in blocks 1

MORSELL'S CAREER STATS

Year	GP-GS	Min	Avg	FG-FGA	Pct	3FG-FGA	Pct	FT-FTA	Pct	Off-Def	Tot-Avg	PF-FO	A	TO	Blk	Stl	Pts	Avg
2019-20 (at Virginia)	30-13	654	21.8	46-166	.277	15-85	.176	12-14	.857	8-43	51-1.7	49-0	22	26	5	18	119	4.0
2020-21 (at Virginia)	23-3	345	15.0	42-106	.396	10-38	.263	7-11	.636	6-25	31-1.3	24-0	14	13	6	8	101	4.4
2021-22	14-7	319	22.8	33-96	.344	15-44	.341	29-43	.674	17-35	52-3.7	24-0	13	11	2	9	110	7.9
TOTALS	67-23	1318	19.7	121-368	.329	40-167	.240	48-68	.706	31-103	134-2.0	97-0	49	50	13	35	330	4.9



15 MANNY BATES

FORWARD • JUNIOR • 6-11 • 230 LBS.
FAYETTEVILLE, N.C.
NORTHWOOD TEMPLE ACADEMY

SEASON STATS



NOTING BATES

- Left against Bucknell 57 seconds because of injury and did not return to the game. Was later declared out for the season because of a right shoulder dislocation.
- Through two seasons is on pace to become the program's all-time leader in blocked shots and have the best field goal percentage in program history
- Enters junior season with 147 career blocks which is fourth all-time on the program's career blocked shot chart
- Was named to the 2020-21 ACC All-Defensive Team after leading the conference in blocks.
- Has led the ACC in blocks as a freshman and sophomore. Aiming to be first ACC player since Duke's Shelden Williams (2004-06) to lead the ACC in blocked shots in three consecutive seasons.
- Only two ACC players (Wake Forest's Tim Duncan and Georgia Tech's Alvin Jones) have gotten to 100 career blocks faster than Bates (34 games) since the 1985-86 season.
- On pace to shatter program's career field goal percentage record. For his career, he is 64.7 percent field goal shooter (165-of-255). Current field goal percentage leader in program history is Kevin Thompson (1990-93) at 58.8 percent. Bates qualifies for the career field goal percentage chart once he makes 200 career field goals.
- Set single-season field goal percentage mark at NC State last season with 64.1% shooting.

2021-22 GAME-BY-GAME STATS

Date	Opponent	ST	MIN	FG-FGA	Pct.	3FG-FGA	Pct.	FT-FTA	Pct.	O-D-T	PF	A	TO	BLK	STL	PTS
11/9	Bucknell	*	1	0-0	.000	0-0	.000	0-0	.000	0-0-0	0	0	0	0	0	0

WILL MISS REST OF THE SEASON BECAUSE OF INJURY IN FIRST GAME

BATES' SINGLE-GAME BESTS

POINTS

Season
Career 20, at Saint Louis (12/17/20)
ACC 17, at Syracuse (1/31/21)

REBOUNDS

Season
Career 14, at Syracuse (1/31/21)
ACC 14, at Syracuse (1/31/21)

FG MADE

Season
Career 8, at Saint Louis (12/17/20)
ACC 7 (2x), last at Syracuse (1/31/21)

FG ATTEMPTED

Season
Career 15, at Saint Louis (12/17/20)
ACC 12, vs. Syracuse (3/10/21)

3FG MADE

Season
Career
ACC

3FG ATTEMPTED

Season
Career
ACC

FT MADE

Season
Career 4 (2x), last at Boston College (2/6/21)
ACC 4, at Boston College (2/6/21)

FT ATTEMPTED

Season
Career 6 (2x), last at Saint Louis (12/17/20)
ACC 5 (3x), last at Syracuse (1/31/21)

ASSISTS

Season
Career 3 (2x), last at Virginia (2/24/21)
ACC 3 (2x), last at Virginia (2/24/21)

STEALS

Season
Career 2 (3x), last vs. Duke (2/13/21)
ACC 2 (2x), last vs. Duke (2/13/21)

BLOCKS

Season
Career 8, at Saint Louis (12/17/20)
ACC 7, at North Carolina (1/23/21)

MINUTES

Season
Career 38 (2x), last vs. Colorado State (3/25/21)
ACC 38, at Syracuse (1/31/21)

MISCELLANEOUS CAREER STATS

Games with 10+ points.....	15
Games with 20+ points.....	1
Games with 10+ rebounds.....	3
Games with 3+ assists.....	2
Games with 2+ steals.....	3
Games with 2+ blocks.....	40
Double-Doubles.....	2
Games led NCSU in points.....	1
Games led NCSU in rebounds.....	13
Games led NCSU in assists.....	0
Games led NCSU in steals.....	1
Games led NCSU in blocks.....	42

BATES' CAREER STATS

Year	GP-GS	Min	Avg	FG-FGA	Pct	3FG-FGA	Pct	FT-FTA	Pct	Off-Def	Tot-Avg	PF-FO	A	TO	Blk	Stl	Pts	Avg
2019-20	29-26	536	18.5	65-99	.657	0-0	.000	18-37	.486	50-67	117-4.0	74-4	8	17	83	13	148	5.1
2020-21	24-23	656	27.3	100-156	.641	0-0	.000	35-51	.686	51-90	141-5.9	63-1	16	30	64	12	235	9.8
2021-22	1-1	1	1.0	0-0	.000	0-0	.000	0-0	.000	0-0	0-0.0	0-0	0	0	0	0	0	0.0
TOTALS	54-59	1191	22.1	165-255	.647	0-0	.000	53-88	.602	101-157	258-4.8	137-5	24	47	147	25	383	7.1



20 ALEX NUNNALLY

GUARD • FRESHMAN • 6-2 • 180 LBS.
CARY, N.C.
CARY ACADEMY

SEASON STATS



NOTING NUNNALLY

- Made program-debut on 11/9 against Bucknell
- Originally signed with Division III Juniata College out of high school
- Enrolled in NC State for Fall 2021 semester
- Four-year varsity player for head coach Lason Perkins at Cary Academy
- As a senior was team captain and averaged 15.1 points, 5.0 rebounds and 2.3 assists per game
- Hit 81 three-pointers to overtake Trey Murphy III (2021 NBA First Round Draft Selection) for most single-season three-pointers in program history

2021-22 GAME-BY-GAME STATS

Date	Opponent	ST	MIN	FG-FGA	Pct.	3FG-FGA	Pct.	FT-FTA	Pct.	O-D-T	PF	A	TO	BLK	STL	PTS
11/9	Bucknell		1	0-0	.000	0-0	.000	0-0	.000	0-0-0	0	0	0	0	0	0
11/13	Colgate															
11/16	vs. Central Connecticut	0		0-0	.000	0-0	.000	0-0	.000	0-0-0	0	0	0	0	0	0
11/17	vs. Oklahoma State															
11/21	Texas Southern															
11/27	Louisiana Tech															
12/1	Nebraska															
12/4	Louisville															
12/9	Bethune-Cookman	1		0-0	.000	0-0	.000	0-0	.000	0-0-0	0	0	0	0	0	0
12/12	vs. Purdue															
12/17	vs. Richmond															
12/21	Wright State															
12/29	at Miami															
1/1	Florida State															
1/4	at Virginia Tech															
1/8	Clemson															

NUNNALLY'S SINGLE-GAME BESTS

POINTS
Season
ACC.....

REBOUNDS
Season
ACC.....

FG MADE
Season
ACC.....

FG ATTEMPTED
Season
ACC.....

3FG MADE
Season
ACC.....

3FG ATTEMPTED
Season
ACC.....

FT MADE
Season
ACC.....

FT ATTEMPTED
Season
ACC.....

ASSISTS
Season
ACC.....

STEALS
Season
ACC.....

BLOCKS
Season
ACC.....

MINUTES
Season 1 (2x), last vs. Bethune-Cookman (12/9/21)
ACC.....

MISCELLANEOUS CAREER STATS

Games with 10+ points..... 0
Games with 20+ points..... 0
Games with 10+ rebounds..... 0
Games with 3+ assists..... 0
Games with 2+ steals..... 0
Games with 2+ blocks..... 0
Double-Doubles..... 0
Games led NCSU in points..... 0
Games led NCSU in rebounds..... 0
Games led NCSU in assists..... 0
Games led NCSU in steals..... 0
Games led NCSU in blocks..... 0

NUNNALLY'S CAREER STATS

Year	GP-GS	Min	Avg	FG-FGA	Pct	3FG-FGA	Pct	FT-FTA	Pct	Off-Def	Tot-Avg	PF-FO	A	TO	Blk	Stl	Pts	Avg
2021-22	3-0	2	0.7	0-0	.000	0-0	.000	0-0	.000	0-0	0-0.0	0-0	0	0	0	0	0	0.0



21 EBENEZER DOWUONA

FORWARD • SOPHOMORE • 6-11 • 225 LBS.
ACCRA, GHANA
THE HERITAGE SCHOOL

SEASON STATS

PPG	RPG	BPG	FG%	3FG%	FT%
3.6	4.6	2.4	55.3	-	69.6

NOTING DOWUONA

- Ranks fourth in ACC in blocks with 2.4 per game average
- Had a career-high eight blocks and added eight rebounds, five offensive, in win over Nebraska on 12/1
- Had best game of career with career-high 10 points on 5-of-5 shooting and added 6 blocks in win over Louisiana Tech on 11/27
- Had career-high three steals vs. Oklahoma State on 11/17
- Made first career start against Colgate on 11/13. Scored career-high four points on 4-of-6 free throw shooting in win.
- Played in a career-best 25 minutes in season-opener and had career-highs in rebounds (9) and blocks (2). Had more rebounds in the season-opener against Bucknell than he did all of last year as a true freshman (8).
- Appeared in nine games as a true freshman last season. Averaged 0.6 points and 0.9 rebounds per game
- Ranked as a four-star recruit and the No. 20 center in the 2020 class by ESPN
- Played on varsity team at The Heritage School in Newnan, Ga., since eighth grade
- Older brother, Emmanuel spent three seasons at Purdue and is now a redshirt junior at Tennessee State.

2021-22 GAME-BY-GAME STATS

Date	Opponent	ST	MIN	FG-FGA	Pct.	3FG-FGA	Pct.	FT-FTA	Pct.	O-D-T	PF	A	TO	BLK	STL	PTS
11/9	Bucknell		25	1-4	.250	0-0	.000	0-0	.000	4-5-9	0	0	0	2	1	2
11/13	Colgate	*	25	0-0	.000	0-0	.000	4-6	.667	2-2-4	4	0	0	0	1	4
11/16	vs. Central Connecticut	*	20	1-1	1.000	0-0	.000	1-2	.500	1-3-4	0	0	1	1	0	3
11/17	vs. Oklahoma State	*	17	1-1	1.000	0-0	.000	0-0	.000	1-2-3	5	0	0	1	3	2
11/21	Texas Southern	*	22	0-3	.000	0-0	.000	1-2	.500	1-5-6	4	0	1	1	0	1
11/27	Louisiana Tech	*	27	5-5	1.000	0-0	.000	0-0	.000	0-1-1	4	0	0	6	1	10
12/1	Nebraska	*	46	2-2	1.000	0-0	.000	0-0	.000	5-3-8	3	0	0	8	2	4
12/4	Louisville	*	33	3-3	1.000	0-0	.000	1-2	.500	1-2-3	5	0	0	2	0	7
12/9	Bethune-Cookman	*	31	3-4	.750	0-0	.000	2-3	.667	5-3-8	2	0	1	4	0	8
12/12	vs. Purdue	*	21	0-3	.000	0-0	.000	0-0	.000	0-2-2	5	0	0	2	0	0
12/17	vs. Richmond	*	31	2-3	.667	0-0	.000	1-2	.500	4-4-8	3	0	0	3	0	5
12/21	Wright State	*	25	2-2	1.000	0-0	.000	0-0	.000	4-4-8	3	0	1	1	0	4
12/29	at Miami	*	17	0-2	.000	0-0	.000	4-4	1.000	0-3-3	1	0	0	2	0	4
1/1	Florida State	*	29	0-0	.000	0-0	.000	0-0	.000	1-2-3	5	0	0	2	0	0
1/4	at Virginia Tech	*	25	1-2	.500	0-0	.000	0-0	.000	1-1-2	5	0	3	3	0	2
1/8	Clemson	*	25	0-3	.000	0-0	.000	2-2	1.000	1-1-2	4	0	2	0	0	2

DOWUONA'S SINGLE-GAME BESTS

POINTS

Season 10, vs. Louisiana Tech (11/27/21)
Career 10, vs. Louisiana Tech (11/27/21)
ACC 7, vs Louisville (12/4/21)

REBOUNDS

Season 9, vs. Bucknell (11/9/21)
Career 9, vs. Bucknell (11/9/21)
ACC 3 (2x), last at Miami (12/29/21)

FG MADE

Season 5, vs. Louisiana Tech (11/27/21)
Career 5, vs. Louisiana Tech (11/27/21)
ACC 3, vs Louisville (12/4/21)

FG ATTEMPTED

Season 5, vs. Louisiana Tech (11/27/21)
Career 5, vs. Louisiana Tech (11/27/21)
ACC 3 (2x), last vs. Clemson (1/8/22)

3FG MADE

Season
Career
ACC

3FG ATTEMPTED

Season
Career
ACC

FT MADE

Season 4 (2x), last at Miami (12/29/21)
Career 4 (2x), last at Miami (12/29/21)
ACC 4, at Miami (12/29/21)

FT ATTEMPTED

Season 6, vs. Colgate (11/13/21)
Career 6, vs. Colgate (11/13/21)
ACC 4, at Miami (12/29/21)

ASSISTS

Season
Career
ACC

STEALS

Season 3, vs. Oklahoma State (11/17/21)
Career 3, vs. Oklahoma State (11/17/21)
ACC

BLOCKS

Season 8, vs. Nebraska (12/1/21)
Career 8, vs. Nebraska (12/1/21)
ACC 3, at Virginia Tech (1/4/22)

MINUTES

Season 46, vs. Nebraska (12/1/21)
Career 46, vs. Nebraska (12/1/21)
ACC 33, vs Louisville (12/4/21)

MISCELLANEOUS CAREER STATS

Games with 10+ points 1
Games with 20+ points 0
Games with 10+ rebounds 0
Games with 3+ assists 0
Games with 2+ steals 2
Games with 2+ blocks 10
Double-Doubles 0
Games led NCSU in points 0
Games led NCSU in rebounds 0
Games led NCSU in assists 0
Games led NCSU in steals 2
Games led NCSU in blocks 12

DOWUONA'S CAREER STATS

Year	GP-GS	Min	Avg	FG-FGA	Pct	3FG-FGA	Pct	FT-FTA	Pct	Off-Def	Tot-Avg	PF-FO	A	TO	Blk	Stl	Pts	Avg
2020-21	9-0	48	5.3	2-8	.250	0-0	.000	1-2	.500	2-6	8-0.9	8-0	0	1	2	0	5	0.6
2021-22	16-15	420	26.3	21-38	.553	0-0	.000	16-23	.696	31-43	74-4.6	53-5	0	9	38	8	58	3.6
TOTALS	25-15	468	18.7	23-46	.500	0-0	.000	17-25	.680	33-49	82-3.3	61-5	0	10	40	8	63	2.5



23 GREG GANTT

FORWARD • JUNIOR • 6-8 • 215 LBS.
FAYETTEVILLE, N.C.
TRINITY CHRISTIAN SCHOOL (PROVIDENCE)

SEASON STATS



NOTING GANTT

- Transfer from Providence after playing freshman and sophomore seasons there
- Appeared in 26 games, making seven starts at Providence last season. Averaged 4.0 points, 3.1 rebounds and 1.7 assists per game.
- Made 5 starts and played in 27 games as a true freshman at Providence. Averaged 2.6 points and 2.3 assists per game.
- Rated as a four-star recruit in Class of 2019
- Ranked as No. 62 overall recruit by 247sports and No. 66 overall recruit by ESPN.com
- Named valedictorian of his high school graduating class.

2021-22 GAME-BY-GAME STATS

Date	Opponent	ST	MIN	FG-FGA	Pct.	3FG-FGA	Pct.	FT-FTA	Pct.	O-D-T	PF	A	TO	BLK	STL	PTS
11/9	Bucknell															DID NOT PLAY
11/13	Colgate															DID NOT PLAY
11/16	vs. Central Connecticut															DID NOT PLAY
11/17	vs. Oklahoma State															DID NOT PLAY
11/21	Texas Southern															DID NOT PLAY
11/27	Louisiana Tech															DID NOT PLAY
12/1	Nebraska															DID NOT PLAY
12/4	Louisville															DID NOT PLAY
12/9	Bethune-Cookman															DID NOT PLAY
12/12	vs. Purdue															DID NOT PLAY
12/17	vs. Richmond															DID NOT PLAY
12/21	Wright State															DID NOT PLAY
12/29	at Miami															DID NOT PLAY
1/1	Florida State															DID NOT PLAY
1/4	at Virginia Tech															DID NOT PLAY
1/8	Clemson															DID NOT PLAY

GANTT'S SINGLE-GAME BESTS

POINTS

Season
Career 9 (3x), last vs. Creighton (1/2/21)
Conference 9, vs. Creighton (1/2/21)

REBOUNDS

Season
Career 9, vs. Seton Hall (2/15/20)
Conference 9, vs. Seton Hall (2/15/20)

FG MADE

Season
Career 4 (2x), last vs. Fairleigh Dickinson (12/5/20)
Conference 3 (3x), last at St. John's (3/3/21)

FG ATTEMPTED

Season
Career 8, vs. DePaul (12/27/20)
Conference 8, vs. DePaul (12/27/20)

3FG MADE

Season
Career 2, vs. Creighton (1/2/21)
Conference 2, vs. Creighton (1/2/21)

3FG ATTEMPTED

Season
Career 4, at Creighton (1/18/20)
Conference 4, at Creighton (1/18/20)

FT MADE

Season
Career 5, at Seton Hall (1/22/20)
Conference 5, at Seton Hall (1/22/20)

FT ATTEMPTED

Season
Career 6, at Seton Hall (1/22/20)
Conference 6, at Seton Hall (1/22/20)

ASSISTS

Season
Career 5 (2x), last at Xavier (1/10/21)
Conference 5, at Xavier (1/10/21)

STEALS

Season
Career 3 (3x), last at TCU (1/12/19)
Conference 3, at Creighton (1/18/20)

BLOCKS

Season
Career 2 (2x), last at Seton Hall (12/20/20)
Conference 2 (2x), last at Seton Hall (12/20/20)

MINUTES

Season
Career 35, at Seton Hall (12/20/20)
Conference 35, at Seton Hall (12/20/20)

MISCELLANEOUS CAREER STATS

Games with 10+ points.....	0
Games with 20+ points.....	0
Games with 10+ rebounds.....	0
Games with 3+ assists.....	6
Games with 2+ steals.....	9
Games with 2+ blocks.....	2
Double-Doubles.....	0
Games led NCSU in points.....	0
Games led NCSU in rebounds.....	0
Games led NCSU in assists.....	0
Games led NCSU in steals.....	0
Games led NCSU in blocks.....	0

GANTT'S CAREER STATS

Year	GP-GS	Min	Avg	FG-FGA	Pct	3FG-FGA	Pct	FT-FTA	Pct	Off-Def	Tot-Avg	PF-FO	A	TO	Blk	Stl	Pts	Avg
2019-20 (at Providence)	27-5	335	12.4	25-58	.431	6-20	.300	13-19	.684	26-36	62-2.3	46-0	9	20	7	19	69	2.6
2020-21 (at Providence)	26-7	557	21.4	39-94	.315	8-35	.229	18-26	.692	21-60	81-3.1	57-2	43	26	8	16	104	4.0
2021-22																		
Totals	53-12	892	16.8	64-152	.421	14-55	.255	31-45	.689	47-96	143-2.7	103-2	52	46	15	35	173	3.3



24 ERNEST ROSS

FORWARD • FRESHMAN • 6-9 • 190 LBS.
ALACHUA, FLA.
SANTA FE

SEASON STATS



NOTING ROSS

- Has seen role increase lately ... Played season-high 15 minutes at Virginia Tech, recoring 4 points and 3 rebounds ... Had key offensive rebound and bucket with 40 seconds left in 68-63 win over the Hokies
- Made program-debut on 11/9 against Bucknell
- Consensus four-star recruit in Class of 2021
- Ranked as the No. 58 overall recruit in the nation by 247Sports No. 68 by ESPN and No. 87 by Rivals
- Averaged 17.9 points, 10.3 rebounds and 2.7 blocks per game as a senior
- Led Santa Fe high school to a 20-6 record and state runner-up finish in Florida High School Athletic Association Class 4A
- Scored 18 points and grabbed 15 rebounds in double overtime state championship game loss
- Named Player of The Year By the Florida Athletic Coaches Association

2021-22 GAME-BY-GAME STATS

Date	Opponent	ST	MIN	FG-FGA	Pct.	3FG-FGA	Pct.	FT-FTA	Pct.	O-D-T	PF	A	TO	BLK	STL	PTS
11/9	Bucknell		5	0-1	.000	0-0	.000	0-0	.000	1-0-1	1	0	1	0	1	0
11/13	Colgate															
DID NOT PLAY																
11/16	vs. Central Connecticut		6	0-3	.000	0-1	.000	0-0	.000	3-3-6	1	0	1	0	0	0
11/17	vs. Oklahoma State		7	0-2	.000	0-1	.000	0-0	.000	0-0-0	1	0	0	1	0	0
11/21	Texas Southern		1	0-0	.000	0-0	.000	0-0	.000	0-0-0	1	0	0	0	0	0
11/27	Louisiana Tech		1	0-0	.000	0-0	.000	0-0	.000	0-0-0	0	0	0	0	0	0
12/1	Nebraska		9	0-0	.000	0-0	.000	2-2	1.000	2-1-3	1	0	1	1	0	2
12/4	Louisville		2	0-0	.000	0-0	.000	0-0	.000	0-0-0	0	0	0	0	0	0
12/9	Bethune-Cookman		5	0-1	.000	0-1	.000	2-4	.500	1-0-1	1	0	0	0	0	2
12/12	vs. Purdue		4	1-1	1.000	0-0	.000	0-0	.000	0-0-0	2	0	1	0	0	2
12/17	vs. Richmond															
DID NOT PLAY																
12/21	Wright State		10	2-3	.667	0-1	.000	0-0	.000	2-2-4	0	0	0	1	0	4
12/29	at Miami		12	2-3	.667	0-0	.000	1-2	.500	0-0-0	1	0	0	1	1	5
1/1	Florida State															
DID NOT PLAY																
1/4	at Virginia Tech		15	2-2	1.000	0-0	.000	0-1	.000	1-2-3	1	0	0	0	0	4
1/8	Clemson		4	0-0	.000	0-0	.000	0-0	.000	0-0-0	1	0	0	0	0	0

ROSS' SINGLE-GAME BESTS

POINTS

Season 5, at Miami (12/29/21)
ACC 5, at Miami (12/29/21)

REBOUNDS

Season 6, vs. Central Connecticut (11/16/21)
ACC 3, at Virginia Tech (1/4/22)

FG MADE

Season 2 (3x), last at Virginia Tech (1/4/22)
ACC 2 (2x), last at Virginia Tech (1/4/22)

FG ATTEMPTED

Season 3 (3x), last at Miami (12/29/21)
ACC 3, at Miami (12/29/21)

3FG MADE

Season
ACC

3FG ATTEMPTED

Season 1 (4x), last vs. Wright State (12/21/21)
ACC

FT MADE

Season 2 (2x), last vs. Bethune-Cookman (12/9/21)
ACC 1, at Miami (12/29/21)

FT ATTEMPTED

Season 4, vs. Bethune-Cookman (12/9/21)
ACC 2, at Miami (12/29/21)

ASSISTS

Season
ACC

STEALS

Season 1 (2x), last at Miami (12/29/21)
ACC 1, at Miami (12/29/21)

BLOCKS

Season 1 (4x), last at Miami (12/29/21)
ACC 1, at Miami (12/29/21)

MINUTES

Season 15, at Virginia Tech (1/4/22)
ACC 15, at Virginia Tech (1/4/22)

MISCELLANEOUS CAREER STATS

Games with 10+ points.....	0
Games with 20+ points.....	0
Games with 10+ rebounds.....	0
Games with 3+ assists.....	0
Games with 2+ steals.....	0
Games with 2+ blocks.....	0
Double-Doubles.....	0
Games led NCSU in points.....	0
Games led NCSU in rebounds.....	0
Games led NCSU in assists.....	0
Games led NCSU in steals.....	0
Games led NCSU in blocks.....	1

ROSS' CAREER STATS

Year	GP-GS	Min	Avg	FG-FGA	Pct	3FG-FGA	Pct	FT-FTA	Pct	Off-Def	Tot-Avg	PF-FO	A	TO	Blk	Stl	Pts	Avg
2021-22	13-0	81	6.2	7-16	.438	0-4	.000	5-9	.556	10-8	18-1.4	11-0	0	4	4	2	19	1.5



2021-22 NC State Men's Basketball Combined Team Statistics All games

Page 1/1
as of Jan 08, 2022

Game Records

Record	Overall	Home	Away	Neutral
ALL GAMES	8-8	6-4	1-1	1-3
CONFERENCE	1-4	0-3	1-1	0-0
NON-CONFERENCE	7-4	6-1	0-0	1-3

Score by Periods

Team	1st	2nd	OT	TOT
NC State	548	629	40	1217
Opponents	565	587	46	1198

Team Box Score

No.	Player				Total		3-Point		F-Throw		Rebounds											
		GP-GS	MIN	AVG	FG-FGA	FG%	3FG-3FGA	3FG%	FT-FTA	FT%	OFF	DEF	TOT	AVG	Pf	DQ	A	TO	BLK	STL	PTS	AVG
1	SEABRON, Dereon	16-16	586:19	36.6	120-224	.536	7-28	.250	75-107	.701	57	102	159	9.9	30	0	56	46	1	26	322	20.1
4	HELLEMS, Jericole	16-16	556:42	34.8	71-181	.392	32-83	.386	54-67	.806	18	54	72	4.5	58	4	24	28	6	24	228	14.3
0	SMITH, Terquavion	16-9	470:34	29.4	78-197	.396	40-114	.351	25-40	.625	11	51	62	3.9	32	0	28	29	4	20	221	13.8
3	HAYES, Cam	16-13	397:59	24.9	51-150	.340	15-65	.231	33-39	.846	7	37	44	2.8	30	1	39	19	3	16	150	9.4
14	MORSELL, Casey	14-7	318:39	22.8	33-96	.344	15-44	.341	29-43	.674	17	35	52	3.7	24	0	13	11	2	9	110	7.9
5	ALLEN, Thomas	14-3	221:39	15.8	21-55	.382	10-30	.333	3-6	.500	4	16	20	1.4	10	0	16	3	1	10	55	3.9
21	DOWUONA, Ebenezer	16-15	418:10	26.1	21-38	.553	0-0	.000	16-23	.696	31	43	74	4.6	53	5	0	9	38	8	58	3.6
10	PASS, Breon	13-0	113:53	8.8	9-32	.281	4-18	.222	7-8	.875	2	20	22	1.7	13	0	7	8	1	3	29	2.2
11	GIBSON, Jaylon	14-0	162:57	11.6	10-23	.435	0-0	.000	5-10	.500	18	12	30	2.1	17	0	4	8	6	4	25	1.8
24	ROSS, Ernest	13-0	81:47	6.3	7-16	.438	0-4	.000	5-9	.556	10	8	18	1.4	11	0	0	4	4	2	19	1.5
12	GRAHAM, Chase	3-0	02:51	1.0	0-1	.000	0-1	.000	0-0	.000	0	0	0	0.0	0	0	0	0	0	1	0	0.0
20	NUNNALLY, Alex	3-0	02:32	0.8	0-0	.000	0-0	.000	0-0	.000	0	0	0	0.0	0	0	0	0	0	0	0	0.0
15	BATES, Manny	1-1	00:57	1.0	0-0	.000	0-0	.000	0-0	.000	0	0	0	0.0	0	0	0	0	0	0	0	0.0
Team											30	21	51					2				
Total		16	3335		421-1013	.416	123-387	.318	252-352	.716	205	399	604	37.8	278	10	187	167	66	123	1217	76.1
Opponents		16	3335		439-974	.451	112-330	.339	208-278	.748	172	432	604	37.8	296	7	227	212	63	85	1198	74.9

Team Statistics

	NCSU	OPP
Scoring	1217	1198
Points per game	76.1	74.9
Scoring margin	+1.2	-
Field goals-att	421-1013	439-974
Field goal pct	.416	.451
3 point fg-att	123-387	112-330
3-point FG pct	.318	.339
3-pt FG made per game	7.7	7.0
Free throws-att	252-352	208-278
Free throw pct	.716	.748
F-Throws made per game	15.8	13.0
Rebounds	604	604
Rebounds per game	37.8	37.8
Rebounding margin	0.0	-
Assists	187	227
Assists per game	11.7	14.2
Turnovers	167	212
Turnovers per game	10.4	13.3
Turnover margin	+2.8	-
Assist/turnover ratio	1.1	1.1
Steals	123	85
Steals per game	7.7	5.3
Blocks	66	63
Blocks per game	4.1	3.9
Winning streak	0	-
Home win streak	0	-
Attendance	115123	8162
Home games-Avg/Game	10-11512	2-4081
Neutral site-Avg/Game	-	4-625

Team Results

Date	Opponent		Score	Att.
11/09/2021	Bucknell	W	88-70	13131
11/13/2021	Colgate	W	77-74	11949
11/16/2021	vs Central Conn. St.	W	79-65	1000
11/17/2021	vs Oklahoma St.	L	68-74	1500
11/21/2021	Texas Southern	W	65-57	11806
11/27/2021	Louisiana Tech	W	90-81	10919
12/01/2021	Nebraska	Wot4	104-100	11562
12/04/2021	Louisville	L	68-73	13029
12/09/2021	Bethune-Cookman	W	65-48	5429
12/12/2021	vs Purdue	Lot	72-82	0
12/17/2021	vs Richmond	L	74-83	0
12/21/2021	Wright St.	L	70-84	11344
12/29/2021	at Miami (FL)	L	83-91	3014
01/01/2022	Florida St.	L	81-83	12529
01/04/2022	at Virginia Tech	W	68-63	5148
01/08/2022	Clemson	L	65-70	13425



2021-22 NC State Men's Basketball Combined Team Statistics In Conference games

Page 1/1
as of Jan 08, 2022

Game Records

Record	Overall	Home	Away	Neutral
ALL GAMES	1-4	0-3	1-1	0-0
CONFERENCE	1-4	0-3	1-1	0-0
NON-CONFERENCE	0-0	0-0	0-0	0-0

Score by Periods

Team	1st	2nd	OT	TOT
NC State	168	197	0	365
Opponents	189	191	0	380

Team Box Score

No.	Player				Total		3-Point		F-Throw		Rebounds											
		GP-GS	MIN	AVG	FG-FGA	FG%	3FG-3FGA	3FG%	FT-FTA	FT%	OFF	DEF	TOT	AVG	PF	DQ	A	TO	BLK	STL	PTS	AVG
1	SEABRON, Dereon	5-5	172:38	34.5	39-71	.549	4-10	.400	23-33	.697	18	26	44	8.8	12	0	21	15	1	4	105	21.0
0	SMITH, Terquavion	5-5	146:25	29.3	26-62	.419	17-43	.395	4-7	.571	5	18	23	4.6	12	0	6	12	1	9	73	14.6
4	HELLEMS, Jericole	5-5	179:09	35.8	23-62	.371	10-31	.323	17-20	.850	9	16	25	5.0	14	0	9	5	0	11	73	14.6
5	ALLEN, Thomas	5-3	118:39	23.7	15-37	.405	7-20	.350	0-0	.000	2	10	12	2.4	8	0	12	2	0	4	37	7.4
3	HAYES, Cam	5-2	107:15	21.5	9-33	.273	3-18	.167	7-9	.778	3	9	12	2.4	10	0	7	8	0	6	28	5.6
14	MORSELL, Casey	4-0	54:11	13.5	4-17	.235	3-8	.375	4-6	.667	4	3	7	1.8	4	0	6	1	0	2	15	3.8
21	DOWUONA, Ebenezer	5-5	129:15	25.8	4-10	.400	0-0	.000	7-8	.875	4	9	13	2.6	20	3	0	5	9	0	15	3.0
10	PASS, Breon	4-0	35:09	8.8	3-8	.375	2-4	.500	2-2	1.000	2	8	10	2.5	5	0	3	2	0	0	10	2.5
24	ROSS, Ernest	4-0	32:54	8.2	4-5	.800	0-0	.000	1-3	.333	1	2	3	0.8	3	0	0	0	1	1	9	2.3
11	GIBSON, Jaylon	3-0	24:25	8.1	0-0	.000	0-0	.000	0-0	.000	1	2	3	1.0	3	0	0	2	1	0	0	0.0
Team											10	9	19									
Total		5	1000		127-305	.416	46-134	.343	65-88	.739	59	112	171	34.2	91	3	64	52	13	37	365	73.0
Opponents		5	1000		136-283	.481	38-95	.400	70-91	.769	48	130	178	35.6	76	0	68	63	19	31	380	76.0

Team Statistics

	NCSU	OPP
Scoring	365	380
Points per game	73.0	76.0
Scoring margin	-3.0	-
Field goals-att	127-305	136-283
Field goal pct	.416	.481
3 point fg-att	46-134	38-95
3-point FG pct	.343	.400
3-pt FG made per game	9.2	7.6
Free throws-att	65-88	70-91
Free throw pct	.739	.769
F-Throws made per game	13.0	14.0
Rebounds	171	178
Rebounds per game	34.2	35.6
Rebounding margin	-1.4	-
Assists	64	68
Assists per game	12.8	13.6
Turnovers	52	63
Turnovers per game	10.4	12.6
Turnover margin	+2.2	-
Assist/turnover ratio	1.2	1.1
Steals	37	31
Steals per game	7.4	6.2
Blocks	13	19
Blocks per game	2.6	3.8
Winning streak	0	-
Home win streak	0	-
Attendance	38983	8162
Home games-Avg/Game	3-12994	2-4081
Neutral site-Avg/Game	-	0-0

Team Results

Date	Opponent		Score	Att.
12/04/2021	Louisville	L	68-73	13029
12/29/2021	at Miami (FL)	L	83-91	3014
01/01/2022	Florida St.	L	81-83	12529
01/04/2022	at Virginia Tech	W	68-63	5148
01/08/2022	Clemson	L	65-70	13425

2021-22 NC STATE MEN'S BASKETBALL TV ROSTER



0

Terquavion Smith
G · 6-4 · 160 · FR
Greenville, NC



1

Dereon Seabron
G · 6-7 · 180 · SO
Norfolk, VA



3

Cam Hayes
G · 6-3 · 180 · SO
Greensboro, NC



4

Jericole Hellems
F · 6-7 · 200 · SR
St. Louis, MO



5

Thomas Allen
G · 6-1 · 175 · SR
Raleigh, NC



10

Breon Pass
G · 6-0 · 175 · FR
Reidsville, NC



11

Jaylon Gibson
F · 6-10 · 220 · SO
Zebulon, NC



12

Chase Graham
G · 6-1 · 180 · JR
Raleigh, NC



14

Casey Morsell
G · 6-3 · 200 · JR
Ft. Washington, MD



15

Manny Bates
F · 6-11 · 230 · JR
Fayetteville, NC



20

Alex Nunnally
G · 6-2 · 180 · FR
Cary, NC



21

Ebenezer Dowuona
F · 6-11 · 225 · SO
Accra, Ghana



23

Greg Gantt
F · 6-8 · 215 · JR
Fayetteville, NC



24

Ernest Ross
F · 6-9 · 190 · FR
Alachua, FL



Kevin Keatts
Head Coach
Fifth Season



James Johnson
Assistant Coach
Fifth Season



Roy Roberson
Assistant Coach
Fourth Season



Mike Summey
Assistant Coach
Second Season