

BUCKNELL



2021-22 BISON BASKETBALL GAME NOTES | #rayBucknell #TheBisonWay



GAME 1: BUCKNELL (0-0, 0-0 PL) AT NORTH CAROLINA STATE
TUESDAY, NOVEMBER 9 | RALEIGH, N.C. | PNC ARENA



SCHEDULE/RESULTS

N9	at N.C. State (ACCNX)	8 p.m.
N14	PENN (ESPN+)	2 p.m.
N17	RIDER (ESPN+)	7 p.m.
N20	at Illinois State [^] (ESPN+)	7 p.m.
N23	vs. Mercer# (FloHoops)	3 p.m.
N24	vs. Rider or MTSU# (FloHoops)	TBA
N28	SIENA (ESPN+)	2 p.m.
D1	at Saint Francis (Pa.) (NECFR)	7 p.m.
D4	at Hofstra (FloHoops)	2 p.m.
D7	at Princeton (ESPN+)	7 p.m.
D18	LA SALLE (ESPN+)	2 p.m.
D22	at Richmond (ESPN+)	4 p.m.
D29	at Albany	7 p.m.
J1	at Boston University* (ESPN+)	1 p.m.
J4	ARMY* (ESPN+)	7 p.m.
J7	at Navy* (ESPN+)	7 p.m.
J10	at Loyola* (ESPN+)	7 p.m.
J13	LEHIGH* (ESPN+)	7 p.m.
J16	at American* (ESPN+)	2 p.m.
J19	COLGATE* (ESPN+)	7 p.m.
J22	at Holy Cross* (ESPN+)	2 p.m.
J26	NAVY* (ESPN+)	7 p.m.
J30	LOYOLA* (CBS SN)	6 p.m.
F2	at Colgate* (ESPN+)	7 p.m.
F5	at Lafayette* (ESPN+)	TBA
F9	AMERICAN* (ESPN+)	7 p.m.
F12	HOLY CROSS* (ESPN+)	2 p.m.
F14	at Lehigh* (CBS SN)	TBA
F19	LAFAYETTE* (ESPN+)	TBA
F23	at Army* (ESPN+)	6 p.m.
F26	BOSTON UNIVERSITY* (ESPN+)	TBA
M1	PL Tournament First Round\$ (ESPN+)	TBA
M3	PL Tournament Quarterfinals\$ (ESPN+)	TBA
M6	PL Tournament Semifinals\$ (CBS SN)	TBA
M9	PL Championship Game\$ (CBS SN)	TBA

* Patriot League game

[^] Cancun Challenge campus site game

Cancun Challenge at Cancun, Mexico

\$ PL Tournament games at home of higher seed

BUCKNELL ATHLETIC COMMUNICATIONS

Director of Athletic Comm.: Jon Terry

Office: (570) 577-3121

Cell: (570) 850-9603

E-Mail: terry@bucknell.edu

Web Site: BucknellBison.com

Twitter: @Bucknell_Bison, @Bucknell_MBB

Instagram: @BucknellBison

Facebook: Bucknell Athletics

Associate SID: Jen Dobias

Assistant SIDs: Ben Blumenthal, Cole Cloonan

GAME INFORMATION

Tip 8 p.m.
TV/Webcast ACC Network Extra
Play-by-Play Evan Budrovich
Analyst Chris Corchiani
Radio The Valley (WVLY 100.9 FM)
Internet Audio BucknellBison.com
Live Stats GoPack.com
Series N.C. State leads, 1-0
First Game 12/5/2015 (N, 99-86)
Last Bucknell Win N/A
Last NCSU Win 12/5/2015 (99-86)
Current Streak N.C. State 1

BUCKNELL BISON

Record 0-0
Patriot League 0-0
KenPom Ranking 302
2020-21 5-7 (4-6 PL)
Head Coach Nathan Davis
At Bucknell 108-72 (7th)
Overall 249-111 (13th)
Location Lewisburg, Pa.
Enrollment 3,724
Colors Orange & Blue
President Dr. John C. Brawman
AD Jermaine Truax
Web Site BucknellBison.com

N.C. STATE WOLFPACK

Record 0-0
ACC 0-0
KenPom Ranking 56
2020-21 14-11 (9-8 ACC)
Head Coach Kevin Keatts
At N.C. State 79-47 (5th)
Overall 151-75 (8th)
Location Raleigh, N.C.
Enrollment 35,479
Colors Red & White
Chancellor Dr. Randy Woodson
AD Boo Corrigan
Web Site GoPack.com

BUCKNELL PROBABLE STARTERS (stats from 2020-21)

21

G

XANDER RICE

6-3 • 185 • Jr. • West Long Branch, N.J.

PTS

REB

AST


MIN

10.5

2.5

3.3

28.3



NOTES: Co-captain ... junior point guard is in 2nd year as starter, 3rd year in rotation ... coming off breakout sophomore season, when he averaged 10.5 ppg and only had 18 TOs in 12G ... shot 50.0 FG% and 42.4 3FG% ... one of only 3 guards in Patriot League shoot 50% ... son of former UNC guard and current Monmouth coach King Rice.

10

ANDREW FUNK

6-5 • 188 • Sr. • Warrington, Pa.

G

PTS	REB	AST	MIN
12.9	4.3	1.5	33.8



NOTES: Co-captain and the lone senior on the roster ... entering 3rd year as starter and 4th as rotation combo guard ... career-high 12.9 ppg last season, which was No. 2 on team and high among returnees ... 2x Academic All-Patriot League selection ... 5th in PL in minutes played last season ... double figure pts. in 10 of 12 games in 20-21.

11

G

JOSH ADOH

6-3 • 206 • So. • Bellflower, Calif.

PTS	REB	AST	MIN
1.7	2.3	0.3	7.0



NOTES: Promising young wing player who barely got a taste last season due to injury and then a team-wide COVID pause ... did get in 3G late in the year in a reserve role, totaling 5 pts., 7 reb. in 21 min. ... hit a 3FG at American ... played at St. John Bosco HS in Los Angeles before finishing at Combine Academy in the Charlotte Area.


32

JAKE van der HEIJDEN

6-9 • 218 • Jr. • Raleigh, N.C.

F

PTS	REB	AST	MIN
3.3	1.1	0.8	13.0



NOTES: Raleigh native returns home for season-opener at N.C. State ... former team captain at a very good Ravenscroft program ... lefty with good shooting range ... played in 12G with 4 starts during the abbreviated 20-21 season ... season-high 7 pts. vs. Navy and American ... went 8-22 from 3FG (.364).

23

ANDRE SCREEN

7-0 • 251 • So. • Alexandria, Va.

C

PTS	REB	BLK	MIN
7.8	6.6	1.5	18.9



NOTES: Sophomore takes over starting center role in 2021-22 ... first 7-footer in Bucknell basketball history ... solid debut season in a backup role last year, shooting 60.7 FG% while ranking 3rd in PL in blocked shots despite just 18.7 mpg ... season-high 11 pts. vs. Navy ... had 9 reb. twice.

BUCKNELL RESERVES

No.	Name	Cl.	Pos.	Ht.	Wt.	PPG	RPG	Notable
1	Ian Motta	Fr.	F	6-6	196	—	—	Frosh 3/4 man should get minutes early
3	Malachi Rhodes	Jr.	F	6-8	233	1.7	1.6	Veteran forward in line for increased minutes
5	Elvin Edmonds IV	Fr.	G	6-2	184	—	—	VA state title playing for dad at Hopewell HS
12	Brock Newton	Fr.	F	6-7	200	—	—	Hard worker out of Toronto Basketball Academy
13	Josh Bascoe	Fr.	G	6-0	180	—	—	Promising young PG from Ontario
25	Alek Delev	So.	G	6-0	140	0.0	0.0	Walk-on guard from Bulgaria
40	Alex Timmerman	Jr.	C	6-9	265	1.4	1.3	Big center provides depth up front

*stats are from 2020-21 season

HEAD COACH NATHAN DAVIS

Nathan Davis returned to Bucknell in April 2015 to become the 21st head coach of the Bison men's basketball program. The Bison captured Patriot League regular-season titles in each of his first four seasons as head coach, and in 2017 and 2018 they captured PL Tournament crowns and NCAA bids.

Davis was a familiar face to Bucknell fans when he returned to Lewisburg, as he spent five years (2003-08) as the top assistant coach under Pat Flannery and was on the bench for the team's historic NCAA victories in 2005 and 2006.

In his very first season as head coach in 2015-16, he guided the team to a 14-4 Patriot League record (17-14 overall). The Bison had to win their final four games of the regular season to hold off Lehigh by one game for the regular-season title.

Davis was named Patriot League Coach of the Year and was picked as a finalist for the Joe B. Hall Award, presented to the nation's top first-year coach. His 17 wins were the most ever for a Bucknell coach in his initial season, and he led the team to its third National Invitation Tournament (NIT) appearance.

In year two, Davis repeated as PL Coach of the Year after leading the Bison to yet another regular-season title. This time the team added the Patriot League Tournament title as well, using a big second half to run away from Lehigh 81-65 in front of a standing-room-only crowd at Sojka Pavilion. The Bison made their seventh NCAA Tournament appearance, dropping a hard-fought 86-80 decision to West Virginia.

Davis became the fourth coach to win Patriot League Coach of the Year honors in back-to-back seasons, joining Bucknell's Dave Paulsen (2011, 2012), Lehigh's Billy Taylor (2003, 2004) and Lafayette's Fran O'Hanlon (1998, 1999).

In 2017-18, the Bison became the first team in league history to win four straight regular-season titles finishing 16-2 in PL play before sweeping Loyola, Boston University and Colgate in the postseason tournament. Bucknell suffered a close 82-78 loss to third-seeded Michigan State in the NCAA Tournament first round.

Three First Team All-Patriot League players, who accounted for 4,801 points, graduated following the 2018 title run, but the Bison jumped right back to the top of the league in 2018-19. They shared the regular-season title with Colgate with a 13-5 PL mark and advanced to the league championship game for the third year in a row.

After departing Bucknell in 2008, Davis spent one year as an assistant coach at Colgate before being named the head coach at his alma mater, Randolph-Macon. Davis achieved incredible success in his six seasons with the Yellow Jackets, posting a 141-39 (.783) record with three Old Dominion Athletic Conference championships, six NCAA Tournament berths, and a Division III Final Four appearance in 2009-10.

A 1997 graduate of Randolph-Macon, Davis was a four-year letterman and two-year captain of the Yellow Jackets' men's basketball team. He was a two-time All-ODAC selection who finished his career with 983 points, and he was one of only five players in school history to record at least 500 rebounds, 300 assists and 100 steals.

Davis resides in Lewisburg with his wife, Miki, and his four children: 15-year-old son Kieran, 13-year-old daughter Hayden, and nine-year-old twins Kellen and Ryan.

Head Coach: Nathan Davis (Randolph-Macon '97)

Overall Record: 249-111 (13th season)

Record at Randolph-Macon: 141-39 (6 seasons)

2009-10	26-7	NCAA Final Four
2010-11	25-5	NCAA Tournament
2011-12	21-7	NCAA Tournament
2012-13	21-10	NCAA Sweet 16
2013-14	20-7	NCAA Tournament
2014-15	28-3	NCAA Elite Eight

Record at Bucknell: 108-72 (7th season)

2015-16	17-14	PL reg-season title, NIT First Round
2016-17	26-9	PL champs, NCAA First Round
2017-18	25-10	PL champs, NCAA First Round
2018-19	21-11	PL reg-season co-champs
2019-20	14-20	
2020-21	5-7	
2021-22	0-0	

Associate Head Coach: Paul Harrison

Assistant Coaches: Joe Meehan, Johnathan Brown

Manager of Basketball Operations: Lamont Moore

BISON NOTES & NOTABLES

WITH A WIN OVER NORTH CAROLINA STATE, BUCKNELL WOULD ...

- ... improve to 82-45 all-time in season openers.
- ... defeat an ACC team for the first time since the 1960-61 season (Virginia 99-81), and for only the third time ever.
- ... defeat a team from a Power 5 conference for the first time since the 2016-17 season (Vanderbilt 75-72).
- ... give head coach **Nathan Davis** his 109th victory as Bucknell's head coach and bring him within one of Malcolm Musser for fourth on the program's all-time wins list.

HEADLINES

►Bucknell tips off its 127th season of men's basketball on Tuesday night at North Carolina State. This will be Bucknell's first non-conference game in 682 days. The Bison played a COVID-abbreviated, Patriot League-only slate after New Year's last year, so the Wolfpack are Bucknell's first non-league foe since Dec. 28, 2019, a 71-59 loss to La Salle at The Palestra.

►The Bison finished 5-7 in that modified schedule last year. The Patriot League went to a three-division format to reduce travel, with teams playing weekend home-and-home series on Saturdays and Sundays. Bucknell finished second in the Patriot League Central Division and advanced to the Patriot League Tournament semifinals before falling to eventual-champion Colgate.

►Bucknell won eight Patriot League regular-season titles in a nine-year span from 2011-19, and the Bison went to the NCAA Tournament in 2011, 2013, 2017 and 2018 during that stretch. This year Bucknell is trying to rebound from rare back-to-back sub-.500 seasons, although the Bison did get as far as the conference tournament semifinals in both years.

►Head coach Nathan Davis is looking forward to playing a full non-conference schedule, as this year's squad is short on experience. **Andrew Funk** is the only senior on the roster and the only player on the squad who has appeared in more than 46 games. Funk has played in 78 career contests, with junior **Xander Rice**, Funk's fellow co-captain, next at 46.

►Rice's parents are familiar with Tobacco Road. His father, King Rice, starred as a guard at North Carolina and is now the head coach at Monmouth. His mother, Summer, was a volleyball player for the Tar Heels.

►This will be a homecoming for Bucknell junior **Jake van der Heijden**, who is a Raleigh native and a graduate of Ravenscroft School.

►Bucknell and North Carolina State have a common bond in that both teams were once coached by Jim Valvano. "Jimmy V" was Bucknell's head coach for three seasons from 1972-75. He later coached at Iona and then for 10 years at N.C. State, where he took the Wolfpack to the 1983 NCAA title.

►N.C. State defeated Elizabeth City State 87-68 in an exhibition game last Monday. Jericole Hellems led five Wolfpack players in double figures with 16 points. Hellems averaged 12.9 ppg last season and is the team's top returning scorer. The Wolfpack finished 14-11 overall and 9-8 in the ACC last season. After losing to Syracuse in the second round of the ACC Tournament, N.C. State defeated Davidson and then fell to Colorado State in the NIT. The Wolfpack were picked ninth out of 15 teams in this year's ACC preseason poll.

HOW TO GET THE GAMES

- Tuesday's opener can be seen online via ACC Network Extra. Evan Budrovich and former N.C. State guard Chris Corchiani will call the action from PNC Arena.
- Doug Birdsong is in his 22nd season as Bucknell's play-by-play announcer, and he will have the radio call on WVLY 100.9 FM in the Susquehanna Valley.
- The audio feed is also available online free of charge via BucknellBison.com.
- Live statistics can be accessed via GoPack.com.
- Follow @Bucknell_MBB for in-game updates on Twitter.

BUCKNELL VS. N.C. STATE SERIES NOTES

►This is just the second all-time meeting between the Bison and Wolfpack. The other was a 99-86 N.C. State win at PNC Arena on Dec. 5, 2015.

►The Bison had a big offensive day in that one, led by a 29-point performance from Chris Hass and 25 from Zach Thomas. Hass (7-14) and Thomas (4-5) combined to hit 11 of Bucknell's 13 3-pointers, and Bucknell shot 51.6 from the field.

►Unfortunately for the Bison, the Wolfpack were even better offensively. They shot 54.4% from the field and hit 9 of 17 from the arc. Maverick Rowan (27), Anthony Barber (24) and Caleb Martin (21) all topped the 20-point mark.

BUCKNELL VS. THE ACC

►Bucknell has an 11-54 record against the 15 teams that now make up the Atlantic Coast Conference. The Bison are 9-18 against Pittsburgh, 1-2 vs. Virginia, 1-10 vs. Syracuse, 0-8 vs. Wake Forest, 0-3 vs. Notre Dame, 0-3 vs. Duke, 0-2 vs. Boston College, 0-2 vs. Clemson, 0-2 vs. Miami, 0-1 vs. North Carolina State, 0-1 vs. North Carolina, 0-1 vs. Virginia Tech and 0-1 vs. Florida State.

►Bucknell has two all-time victories against teams that were in the ACC at the time of the game. The Bison defeated Virginia 99-81 on Jan. 27, 1961 and South Carolina 67-65 on Dec. 30, 1958.

PATRIOT LEAGUE STANDINGS

	Division		Overall	
	W-L	Pct.	W-L	Pct.
Army	0-0	—	0-0	—
Boston U.	0-0	—	0-0	—
Colgate	0-0	—	0-0	—
Holy Cross	0-0	—	0-0	—
Bucknell	0-0	—	0-0	—
Lafayette	0-0	—	0-0	—
Lehigh	0-0	—	0-0	—
American	0-0	—	0-0	—
Loyola	0-0	—	0-0	—
Navy	0-0	—	0-0	—

UPCOMING GAMES

Nov. 9	Boston U. at Rhode Island (ESPN+)	7
	Lafayette at Syracuse (ACCN)	7
	Loyola at North Carolina (ACCN)	7
	Regis at Holy Cross (ESPN+)	7
	Northeastern at Colgate (ESPN+)	7
	New Paltz at Army (ESPN+)	7:30
	Marist at American (ESPN+)	8
	Bucknell at N.C. State (ACCNX)	8
	Navy at Virginia (ACCN)	9
Nov. 10	Lehigh at Rutgers (BTN+)	7

PATRIOT LEAGUE OFFICE

Commissioner	Jennifer Heppel
Media Relations Director (MBB)	Ryan Sakamoto
Phone	(610) 289-1963
E-Mail	rsakamoto@patriotleague.com
Web Site	www.patriotleague.com
Twitter	@PatriotLeague

BUCKNELL IN THE NCAA TOURNAMENT

Bucknell has made eight trips to the NCAA Tournament and is 2-8 in NCAA games.

1987 (East Coast Conference champion)

Seed: 16 in Southeast Regional
Location: Atlanta, Ga. (The Omni)
Result: Lost to No. 1 Georgetown 75-53

1989 (East Coast Conference champion)

Seed: 15 in Midwest Regional
Location: Dallas, Texas (Reunion Arena)
Result: Lost to No. 2 Syracuse 104-81

2005 (Patriot League champion)

Seed: 14 in Syracuse Regional
Location: Oklahoma City, Okla. (Ford Center)
Results: Def. No. 3 Kansas 64-63; Lost to No. 6 Wisconsin 71-62

2006 (Patriot League champion)

Seed: 9 in Oakland Regional
Location: Dallas, Texas (American Airlines Center)
Results: Def. No. 8 Arkansas 59-55; Lost to No. 1 Memphis 72-56

2011 (Patriot League champion)

Seed: 14
Location: Washington, D.C. (Verizon Center)
Result: Lost to No. 3 Connecticut 81-52

2013 (Patriot League champion)

Seed: 11
Location: Lexington, Ky. (Rupp Arena)
Result: Lost to No. 6 Butler 68-56

2017 (Patriot League champion)

Seed: 13
Location: Buffalo, N.Y. (Key Bank Center)
Result: Lost to No. 4 West Virginia 86-80

2018 (Patriot League champion)

Seed: 14
Location: Detroit, Mich. (Little Caesars Arena)
Result: Lost to No. 3 Michigan State 82-78

PRESEASON PROGNOSTICATIONS

► Prior to the start of the season, the Patriot League's head coaches and sports information directors predicted the league standings and all-conference team.

Patriot League Preseason Poll

1.	Boston U.	154 points (11 first-place votes)
2.	Colgate	153 (9)
3.	Navy	114
4.	Army	89
5.	American	79
6.	Bucknell	73
	Lafayette	73
8.	Loyola	65
9.	Holy Cross	53
10.	Lehigh	47

Preseason Player of the Year:

Javante McCoy, Boston University, Gr., G

Preseason All-League Team:

Nelly Cummings, Colgate (Sr., G)
 Gerrale Gates, Holy Cross (Sr., F)
 Javante McCoy, Boston University (Gr., G)
 Walter Whyte, Boston University (Sr., F)
 Marques Wilson, Lehigh (Gr., G)

PATRIOT LEAGUE SUCCESS

► Bucknell is 306-138 (.689) all-time in Patriot League regular-season games, the best record of any league team. The Bison have finished at least .500 in PL play 25 times in 31 Patriot League seasons.

► Bucknell won three straight Patriot League regular-season titles from 2011-13, becoming the first team in league history to accomplish that feat. The Bison had won five in a row and eight of the previous nine before finishing T-6th in 2019-20.

► Bucknell has made nine Patriot League Tournament appearances as the No. 1 seed and seven as the No. 2 seed.

► Bucknell won Patriot League Tournament titles in 2005, 2006, 2011, 2013, 2017 and 2018. The Bison have made it to the semifinals 24 times and to the championship game 13 times in the league's first 31 years.

► The Bison are the only team to go unbeaten in league play in a season (14-0 in 2006).

HOME COOKING

► Since Sojka Pavilion debuted in 2003, the Bison are 193-64 (.751) overall and 142-32 (.816) against Patriot League foes.

► Bucknell won a record 15 home games in 2016-17, and then it matched that figure a year later. Over the last five years, Bucknell is 53-14 at home.

WHO'S BACK?

► Two regular starters (**Andrew Funk**, **Xander Rice**) return from last year's squad, although **Jake van der Heijden** (4) and **Andre Screen** (2) did combine to start six games.

► Bucknell lost six lettermen from last year's squad, including Third Team All-Patriot League selection John Meeks, who was limited to six appearances but averaged 25.3 ppg in those outings.

Bucknell's Returning Production in 2021-22

Points	54.3%
Rebounds	46.8%
Assists	53.5%
Blocks	50.0%
Steals	38.6%
3FG	48.9%

BISON CAREER TOTALS**TIMES LEADING BUCKNELL IN SCORING**

Player	2021-22	Career
Andrew Funk	0	12
Xander Rice	0	2

TIMES LEADING BUCKNELL IN REBOUNDS

Player	2021-22	Career
Andrew Funk	0	11
Andre Screen	0	3
Jake van der Heijden	0	1

DOUBLE-FIGURE SCORING GAMES

Player	2021-22	Career
Andrew Funk	0	36
Xander Rice	0	6
Andre Screen	0	1

DOUBLE-FIGURE REBOUNDS GAMES

Player	2021-22	Career
None		

DOUBLE-FIGURE ASSIST GAMES

Player	2021-22	Career
None		

20+ POINT GAMES

Player	2021-22	Career
Andrew Funk	0	3
Xander Rice	0	1

DOUBLE-DOUBLES

Player	2021-22	Career
None		

BISON SCHOLAR-ATHLETES

The Bucknell basketball program has also enjoyed tremendous success in the classroom in recent years. Among the highlights: ► Bucknell won the "academic national championship" in both 2017 and 2018, according to *Inside Higher Ed*, which completed a full NCAA Tournament bracket based on the 68 competing teams' academic performances. ► Bucknell annually ranks among the national leaders in student-athlete graduation rates and has even led the nation on several occasions. Bucknell ranked sixth nationally in the 2020 report with a four-class average of 89%. In the NCAA's Graduation Success Rate (GSR) formula, Bucknell was also highly ranked at 97%. Nineteen Bison sports programs had perfect 100% GSR ratings. The Bison men's basketball team was one of 82 out of 352 Division I programs to boast a GSR of 100. ► The Bison men's basketball program posted a perfect score of 1,000 in the NCAA's Academic Performance Rate (APR) study, released last June. That earned the Bison program an NCAA APR Public Recognition Award. The APR awards have been given since 2007, and the Bison men's basketball program has been honored in all 14 years.

► Bucknell has claimed 140 national Academic All-Americans since 1970, including nine from men's basketball. The total of 140 ranks among the nation's best.

► In the Patriot League's 31-year history, the league's men's basketball Scholar-Athlete of the Year has come from Bucknell 12 times, including Nana Foulland and Kimbal Mackenzie in 2018 and 2019.

MIKE MUSCALA IN NINTH SEASON IN NBA

► Mike Muscala '13 is now in his ninth season in the NBA. Muscala, who is Bucknell's all-time leading scorer, is the first and only Bison ever to play in an NBA game. In 2013 he became the third Bison to be selected in the NBA Draft, when he was taken 44th overall by the Dallas Mavericks and then traded on draft night to the Atlanta Hawks.

► Muscala started out playing in Spain's top division in 2013-14, while the Hawks retained his draft rights. When the Hawks suffered some injuries in their frontcourt, they purchased Muscala's contract from Rio Natura Monbus Obradoiro, where he had been averaging 14.6 points and a league-high 7.8 rebounds per game.

► Muscala's NBA debut came on March 2, 2014 in Phoenix, and he recorded four points and five rebounds that night in a loss to the Suns. He went to log 3.8 points and 2.6 rebounds in 20 games, with a high of 15 points in a win over Milwaukee.

► After five successful seasons with the Hawks, Muscala was dealt to the Philadelphia 76ers in a three-team trade during the 2018 offseason. Muscala was then involved in a pair of trade deadline deals. On Feb. 6, 2019, he was dealt to the Los Angeles Clippers, and then a day later, just hours before the deadline, he was sent to the Los Angeles Lakers.

► Prior to the 2019-20 season, Muscala signed a free-agent contract with the Oklahoma City Thunder, and he is now in his third season with OKC.

BISON FUN FACTS

► Bucknell's best-known alum is baseball legend Christy Mathewson. An original Baseball Hall of Fame inductee, Mathewson also played football and basketball at Bucknell. He was an All-America drop-kicker as well as a fullback in football, and he played center in basketball back in the day when there was a center jump after every made basket. Bucknell's football stadium — Christy Mathewson-Memorial Stadium — is named in his honor.

► The legendary Jim Valvano was Bucknell's head coach for three seasons from 1972-75. Valvano went 33-42 at Bucknell before moving on to Iona and then North Carolina State. The Bison went from 5-18 the year before he arrived to 14-12 in his final season. The program has had only four head coaches since then.

► Bucknell's home arena — Sojka Pavilion — is named in honor of former school president Gary Sojka. During his tenure as president from 1984-94, Sojka championed Bucknell's transition to the Patriot League and was a strong advocate for the scholar-athlete model in Division I athletics.

► **Xander Rice** is the son of former North Carolina guard and current Monmouth coach King Rice.

► Xander Rice began his high school career playing for the legendary Bob Hurley Sr. at St. Anthony in Jersey City, N.J. After that school closed, Rice played one season each at Mater Dei Prep and The Patrick School. The latter program has produced many star players, most notably Kyrie Irving.

► **Andrew Funk's** older brother, Tommy, graduated in 2020 after a terrific career at Army West Point. Tommy was a First Team All-Patriot League selection in 2019-20 and became Army's all-time assists leader. The two matched up four times over two seasons.

BUCKNELL AT SOJKA PAVILION

Year	Overall	PL*
2002-03	3-3 (.500)	3-3 (.500)
2003-04	10-2 (.833)	7-0 (1.000)
2004-05	12-1 (.923)	9-0 (1.000)
2005-06	14-1 (.933)	10-0 (1.000)
2006-07	10-2 (.833)	9-0 (1.000)
2007-08	7-6 (.538)	4-3 (.571)
2008-09	6-8 (.429)	3-4 (.429)
2009-10	8-5 (.615)	6-2 (.750)
2010-11	14-1 (.933)	10-0 (1.000)
2011-12	14-3 (.824)	8-2 (.800)
2012-13	14-1 (.933)	9-1 (.900)
2013-14	8-6 (.571)	6-4 (.600)
2014-15	12-4 (.750)	9-2 (.818)
2015-16	8-7 (.533)	7-3 (.700)
2016-17	15-2 (.749)	11-1 (.917)
2017-18	15-1 (.938)	11-1 (.917)
2018-19	12-3 (.800)	11-0 (1.000)
2019-20	9-5 (.643)	7-3 (.700)
2020-21	2-3 (.400)	2-3 (.400)
2021-22		
Totals	193-64 (.751)	142-32 (.816)
* includes PL Tournament		

COLLEGE INSIDER MID-MAJOR POLL

Nov. 1 Poll	Rec.	Pts.	Last	Conference
1. Gonzaga (31)	0-0	775	-	West Coast
2. Belmont	0-0	685	-	Ohio Valley
3. BYU	0-0	679	-	West Coast
4. Drake	0-0	643	-	Missouri Valley
5. Liberty	0-0	551	-	ASUN
6. Buffalo	0-0	487	-	Mid-American
7. Georgia State	0-0	447	-	Sun Belt
8. Saint Mary's	0-0	445	-	West Coast
9. Loyola Chicago	0-0	413	-	Missouri Valley
10. South Dakota State	0-0	410	-	Summit
11. Missouri State	0-0	336	-	Missouri Valley
12. San Francisco	0-0	286	-	West Coast
13. Iona	0-0	274	-	Metro Atlantic
14. UCSB	0-0	248	-	Big West
15. New Mexico State	0-0	242	-	Western Athletic
16. Vermont	0-0	225	-	America East
17. Toledo	0-0	222	-	Mid-American
18. Louisiana	0-0	217	-	Sun Belt
19. Yale	0-0	197	-	Ivy League
20. Wright State	0-0	192	-	Horizon
21. Chattanooga	0-0	178	-	Southern
22. Loyola Marymount	0-0	176	-	West Coast
23. Southern Utah	0-0	172	-	Big Sky
24. Ohio	0-0	155	-	Mid-American
25. North Dakota State	0-0	146	-	Summit

OTHERS RECEIVING VOTES: Winthrop 137, Northern Iowa 123, Cleveland State 113, UC Irvine 99, ETSU 88, Murray State 85, Furman 76, Weber State 60, Colgate 55, Delaware 53, Morehead State 46, Oral Roberts 40, Milwaukee 38, Northeastern 35, Grand Canyon 28, Jacksonville State 27, Stephen F. Austin 26, Boston University 23, Harvard 22, Stony Brook 15, Wofford 15, Abilene Christian 11, Kent State 7, Eastern Kentucky 6, Santa Clara 6, Campbell 5, Detroit 5, Drexel 5, Marist 5, Bowling Green 4, James Madison 4, Akron 3, Nicholls State 3, UC Riverside 3, California Baptist 2, UNC Greensboro 1.

BUCKNELL 1,000-POINT CLUB

1.	Mike Muscala	2009-13	2036
2.	Al Leslie	1977-81	1973
3.	Bob Barry	1976-80	1809
4.	Nana Foulland	2014-18	1754
5.	Zach Thomas	2014-18	1738
6.	Mike Bright	1989-93	1670
7.	Kevin Bettencourt	2002-06	1577
8.	Jaye Andrews	1981-85	1535
9.	Chris McNaughton	2003-07	1529
10.	Cameron Ayers	2010-14	1526
11.	Mike Joseph	1986-90	1518
12.	Bill Courtney	1988-92	1499
13.	Chris Hass	2012-16	1402
14.	Bryson Johnson	2009-13	1384
15.	Mike Butts	1985-89	1355
16.	Jim Wherry	1967-70	1346
17.	Boakai Lalugba	1999-03	1334
18.	Kimbal Mackenzie	2015-19	1330
19.	J.R. Holden	1994-98	1327
20.	Stephen Brown	2014-18	1309
21.	Chris Simpson	1990-94	1229
22.	Lorry Hathaway	1962-65	1208
23.	Joe Steiner	1959-62	1200
24.	Dan Bowen	1997-00	1193
25.	Joe Gallagher	1949-52	1183
26.	Gerald Purnell	1974-77	1174
27.	Bryan Bailey	1998-02	1167
28.	Hal Danzig	1956-59	1163
29.	Joe Willman	2009-13	1162
30.	Charles Lee	2002-06	1147
31.	Greg Leggett	1986-90	1141
32.	Ted Aceto	1985-89	1118
33.	Bryan Cohen	2008-12	1102
34.	Brian Anderson	1993-96	1092
35.	John Griffin	2004-08	1084
36.	Chris Seneca	1984-87	1082
37.	Steve Sigl	1976-80	1064
38.	Gordon Mboya	1993-97	1041
39.	Mark Atkinson	1984-87	1029
40.	Sekou Hamer	1992-96	1027
41.	Mark Allsteadt	1984-87	1020
42.	Harvey Carter	1970-73	1013
43.	Patrick King	1989-92	1007

WHO'S GOT NEXT?

- After opening the season on the road for the fifth year in a row, the Bison play their next two at home.
- Penn is the guest for Sunday's home opener, with a 2 p.m. tip-time on ESPN+. Rider then comes to Sojka Pavilion the following Wednesday.

THE LAST TIME A BUCKNELL PLAYER ...

... scored 20+ points	John Meeks (23) at Colgate, 3/10/21
... scored 30+ points	John Meeks (31) at Lafayette, 3/6/21
... scored 40+ points	Chris Hass (40) at Army West Point, 1/2/16
... scored 15+ points in half	John Meeks (23) at Lafayette, 3/6/21
... scored 20+ points in half	John Meeks (23) at Lafayette, 3/6/21
... scored 25+ points in half	Chris Hass (32) at Army West Point, 1/2/16
... had 10+ rebounds	John Meeks (11) at Lafayette, 3/6/21
... had 15+ rebounds	Nate Sestina (17) vs. Army, 3/2/19
... had 20+ rebounds	Eric Hegedus (20) vs. Delaware, 2/16/85
... had 10+ assists	Jimmy Sotos (10) at Rider, 12/3/19
... had 15+ assists	Russell Peyton (16) at UMBC, 11/26/91
... had 5+ steals	Jimmy Sotos (6) at Colgate, 2/19/19
... had 5+ blocks	Nana Foulland (5) vs. Loyola, 3/1/18
... made 5+ 3FG	Avi Toomer (5) at Boston U., 3/8/20
... made 6+ 3FG	Kimbal Mackenzie (7) vs. Holy Cross, 3/7/19
... made 7+ 3FG	Kimbal Mackenzie (7) vs. Holy Cross, 3/7/19
... made 8+ 3FG	Bryson Johnson (9) vs. West Alabama, 11/26/11
... made 10+ FG	John Meeks (10) at Lafayette, 3/6/21
... attempted 20+ FG	John Meeks (20) at Lafayette, 3/6/21
... made 10+ FT	John Meeks (10) at Lafayette, 3/6/21
... attempted 15+ FT	Kimbal Mackenzie (16) at Lafayette, 2/2/19
... had a double-double	John Meeks (31 p, 11r) at Lafayette, 3/6/21
... had a 20-point double-double	John Meeks (31 p, 11r) at Lafayette, 3/6/21
... had a 30-point double-double	John Meeks (31 p, 11r) at Lafayette, 3/6/21
... had a triple-double	None (since 1975-76)
... played the whole game	Bryan Cohen (40 min.) vs. Delaware, 2/21/09
... played 40+ minutes	Kimbal Mackenzie (41) at St. Bonaventure, 11/7/18
... had 10+ FT without miss	Zach Thomas (13-13) at Stony Brook, 11/26/17
... had 10+ FG without miss	Nate Sestina (11-11) vs. Holy Cross, 1/14/19

THE LAST TIME A BUCKNELL TEAM ...

... scored 90+ points	92 at Lafayette, 3/6/21
... scored 100+ points	118 vs. Lafayette, 2/24/19
... scored 50+ in a first half	63 vs. Lafayette, 2/24/19
... scored 50+ in a second half	56 vs. Loyola, 1/25/20
... allowed 90+ points	105 at Colgate, 3/10/21
... allowed 100+ points	105 at Colgate, 3/10/21
... allowed 49 points or fewer	48 at Holy Cross, 2/17/20
... allowed 39 points or fewer	38 vs. Binghamton, 11/17/10
... allowed 29 points or fewer	25 vs. Army, 2/22/04
... had 45+ rebounds	48 vs. Hofstra, 11/13/19
... had 50+ rebounds	51 vs. Loyola, 2/14/18
... made 40+ FG	45 vs. Lafayette, 2/24/19
... made 10+ 3FG	10 vs. Lehigh, 1/31/21
... made no 3FG	0 at American, 2/3/16
... had 20+ assists	22 vs. Lehigh, 3/10/19
... had 10+ steals	10 at Colgate, 1/20/20
... had 10+ blocks	10 vs. Loyola, 3/1/18
... had 5+ in double figures	6 vs. Lafayette, 2/24/19
... had 6+ in double figures	6 vs. Lafayette, 2/24/19
... had two 20+ scorers	Jimmy Sotos (23) & Avi Toomer (21) vs. Albany, 12/7/19
... had two double-doubles	Nate Sestina (25p, 11r) & Bruce Moore (10p, 10r) vs. Boston U., 2/9/19
... made 10+ FT without miss	14-14 vs. Lehigh, 1/31/21
... shot 60%+ from field	64.3% (45-70) vs. Lafayette, 2/24/19
... shot 70%+ from field	71.7% (33-46) vs. Navy, 1/17/04
... made 30+ FT	39 vs. Siena, 11/20/17
... attempted 40+ FT	45 vs. Siena, 11/20/17
... committed 5 or fewer TOs	5 vs. Lehigh, 3/8/17
... played an OT game	at St. Bonaventure (won, 88-85), 11/7/18
... played a 2OT game	vs. Holy Cross (lost, 77-72), 3/3/16
... played a 3OT game	at Navy (won, 87-86), 3/5/08
... played a ranked opponent	at #15/14 Ohio State (lost, 73-71), 12/15/18
... defeated a ranked opponent	at #17/19 Syracuse (74-69), 11/22/05
... defeated a top-10 opponent	at #7/10 Pittsburgh (69-66), 1/2/05
... played the No. 1 ranked team	at Syracuse (lost 80-61), 12/20/11

BUCKNELL SINGLE-GAME RECORDS AT A GLANCE

• INDIVIDUAL

POINTS	45	Al Leslie vs. American (1/12/80)
	42	Jim Wherry vs. Penn State (12/18/67)
	42	Kevin Bettencourt vs. St. Francis (12/6/03)
active	23	Xander Rice at Lafayette (1/10/21)
REBOUNDS	28	Craig Greenwood vs. DePauw (12/14/68)
active	9	Andrew Funk at Rider (12/3/19)
	9	Andre Screen (twice)
ASSISTS	16	Russell Peyton vs. UMBC (11/26/91)
active	7	Xander Rice vs. Lehigh (1/31/21)
BLOCKS	8	Mike Butts vs. Lehigh (1989)
	8	Mike Butts vs. Towson (1989)
	8	Brian Anderson vs. George Mason (12/1/93)
	8	Mike Muscala at Lehigh (1/26/11)
active	3	Andre Screen (twice)
STEALS	8	Jaye Andrews vs. Drexel (1985)
	8	Russell Peyton vs. Loyola (Md.) (2/24/93)
active	3	Andrew Funk (three times)
	3	Malachi Rhodes vs. Princeton (11/30/19)
	3	Xander Rice (twice)
FG MADE	20	Joe Steiner vs. La Salle (2/7/62)
active	9	Xander Rice at Lafayette (1/10/21)
FG ATT.	34	Joe Steiner vs. Temple (2/14/61)
active	17	Andrew Funk (twice)
3FG MADE	11	Kevin Bettencourt vs. St. Francis (12/6/03)
active	5	Andrew Funk (3 times)
3FG ATT.	16	Kevin Bettencourt vs. St. Francis (12/6/03)
active	9	Andrew Funk (three times)
FT MADE	19	Zach Thomas vs. Siena (11/20/17)
active	7	Andrew Funk (twice)
FT ATT.	22	Zach Thomas vs. Siena (11/20/17)
active	10	Andrew Funk at American (2/28/21)
• TEAM		
POINTS	119	vs. Colgate (1/29/68)
PTS. IN 1H	63	vs. Lafayette (2/24/19)
PTS. IN 2H	66	vs. Susquehanna (11/26/85)
PTS. IN OT	25	at Fairfield (12/1/14)
FG MADE	50	vs. Rochester (1/7/75)
	50	vs. Albright (1/15/69)
FG ATT.	105	vs. Rutgers (2/5/52)
FG%	71.7	vs. Navy (1/17/04) (33-46)
3FG MADE	21	vs. Lafayette (2/24/19)
3FG ATT.	40	vs. Lafayette (2/22/17)
3FG%	90.0	vs. Lycoming (12/11/87) (9-10)
FT MADE	41	vs. Colgate (2/2/94)
FT ATT.	56	vs. Colgate (2/2/94)
FT%	100.0	vs. Lafayette (2/1/89) (22-22)
	100.0	vs. Richmond (12/17/11) (21-21)
	100.0	vs. Lafayette (2/4/05) (20-20)
	100.0	vs. Lafayette (1/14/12) (15-15)
	100.0	vs. Navy (1/28/12) (10-10)
REBOUNDS	71	vs. Washington & Jefferson (12/15/64)
BLOCKS	15	vs. George Mason (12/1/93)
LOW TO	1	vs. American (1/13/10)

BISON TRENDS**2021-22/Under Nathan Davis**

0-0	61-21	in home games
0-0	42-46	in road games
0-0	5-4	at neutral sites
0-0	39-28	following a loss
0-0	64-41	following a win
0-0	18-1	when scoring at least 90 points
0-0	58-12	when scoring at least 80 points
0-0	49-61	when scoring fewer than 80 points
0-0	76-15	when leading at halftime
0-0	28-55	when trailing at halftime
0-0	4-2	when tied at halftime
0-0	67-16	when outrebounding an opponent
0-0	35-53	when getting outrebounded
0-0	44-7	when shooting 50% or better from field
0-0	64-65	when shooting under 50% from field
0-0	3-28	when opponent shoots 50% or better
0-0	105-44	when opponent shoots under 50%
0-0	65-23	when shooting more free throws
0-0	36-47	when shooting fewer free throws
0-0	43-35	when committing fewer turnovers
0-0	51-37	when committing more turnovers
0-0	17-19	in November
0-0	13-16	in December
0-0	41-13	in January
0-0	25-17	in February
0-0	12-7	in March
0-0	0-1	in morning games
0-0	40-27	in afternoon games
0-0	68-44	in evening games
0-0	7-5	in games decided by one point
0-0	28-23	in games decided by 5 points or fewer
0-0	13-18	in games decided by 6-10 points
0-0	64-31	in games decided by 11 or more points
0-0	5-3	in overtime games
0-0	44-20	in white uniforms
0-0	6-3	in gray uniforms
0-0	32-35	in blue uniforms
0-0	25-14	in orange uniforms

MISCELLANEOUS STATS

Consecutive Games (10+)	Consecutive Starts
Xander Rice (46)	Andrew Funk (16)
Andrew Funk (28)	Xander Rice (12)
Jake van der Heijden (12)	

Dunks:**Charges Drawn:****Converting 3-point plays:****Converting 4-point plays:****Bucknell's Largest Lead:****Bucknell's Largest Deficit:****Largest Deficit Bucknell Has Overcome to Win:****Bison From the Foul Line in Last 5 Minutes of a Game (Plus Overtime):****STARTING LINEUPS****• Rice, Funk, Adoh, Van der Heijden, Screen (0-0):****PATRIOT LEAGUE LEADERBOARD (2020-21)****TEAM STATISTICS**

Category	Stat	PL	NCAA
Scoring Offense	74.9	3rd	80th
Scoring Defense	77.3	10th	306th
Scoring Margin	-2.4	6th	233rd
FT Percentage	.762	2nd	32nd
FG Percentage	.455	4th	88th
FG Pct. Defense	.438	3rd	196th
3FG Percentage	.330	5th	207th
3FG Pct. Defense	.360	9th	293th
3FG Made	7.3	5th	164th
Reb. Offense	33.5	8th	258th
Reb. Defense	36.9	8th	—
Reb. Margin	-3.4	8th	281st
Def. Reb. Pct.	.717	7th	—
Off Reb. Pct.	.198	10th	—
Blocked Shots	3.5	3rd	118th
Assists	12.0	9th	251st
Steals	5.8	9th	236th
TO Margin	-1.2	8th	246th
Assist/TO Ratio	0.9	6th	196th

PATRIOT LEAGUE INDIVIDUAL LEADERS (top 15)

Andrew Funk			
Scoring	12.9	13th	
FT Pct.	.854	6th	
Minutes Played	33.8	5th	

Xander Rice			
Assists	3.3	6th	
Asst./TO Ratio	2.2	3rd	
FG Pct.	.500	13th	
3FG Pct.	.424	6th	
FT Pct.	.778	11th	

Andre Screen			
Rebounding	6.6	8th	
FG Pct.	.607	3rd	
Blocked Shots	1.5	5th	

NCAA INDIVIDUAL LEADERS (top 100)

Andrew Funk			
FT Pct.	.854	56th	

Xander Rice			
Asst./TO Ratio	2.17	68th	

Andre Screen			
Blocked Shots	1.5	78th	

BISON BY THE NUMBERS

Years of Basketball	127th
1st Season	1895-96
Head Coaches (all-time)	21
Head Coaches (in PL)	4

All-time Record	1467-1257-1
Winning Seasons	68
.500 Seasons	5
Losing Seasons	53
20+ Win Seasons	14
Undefeated Seasons	2
NCAA Appearances	8
NIT Appearances	3
Top-25 Wins	3
Weeks Ranked in Top 25	2

PL W-L	306-138
PL Tournament W-L	44-25
PL Tournament Titles	6
PL Championship Game Appearances	13
PL Regular Season Titles	13
PL Outright Regular Season Titles (no ties)	9

First Team All-PL	38
Second Team All-PL	21
Third Team All-PL (started 2013-14)	5
PL All-Rookie Team	15
PL All-Defensive Team (started 2015-16)	7
PL Player of Year	8
PL Rookie of Year	3
PL Defensive Player of Year	7
PL Coach of Year	9
PL Player of Week	76
PL Rookie of Week	47
All-PL Tournament	34
PL Tournament MVP	6

All-Americans	10
Academic All-Americans	9
PL Scholar-Athletes of the Year	12
PL Academic Honor Roll	135
PL All-Academic Team	15

TOP SOJKA PAVILION CROWDS

Date	Opponent	Attendance
12/6/05	#4 Villanova	4,433
11/14/06	Wake Forest	4,330
3/11/11	Lafayette	4,271
3/7/12	Lehigh	4,267
11/28/14	Penn State	4,257
12/21/05	Saint Joseph's	4,252
2/9/07	Holy Cross	4,209
2/25/06	Army	4,174
2/16/08	Holy Cross	4,162
1/21/06	Colgate	4,157
2/26/11	Army	4,148
2/22/06	Lehigh	4,136
1/11/08	Navy	4,126
1/26/08	Colgate	4,118
3/10/06	Holy Cross	4,110
1/27/07	Army	4,110
1/14/06	Holy Cross	4,102
11/10/07	Albany	4,056
3/4/07	Army	4,032
3/6/11	Lehigh	4,029
12/2/06	Northern Iowa	4,011
1/20/07	Colgate	4,009

(Capacity: 4,000)

2021-22 BUCKNELL SCHEDULE & RESULTS

DATE	OPPONENT	SCORE	ATT.	HIGH PTS.	HIGH REB.	NOTABLE
NOVEMBER						
Tue.	9	at N.C. State (ACCNX)		8 p.m.		
Sun.	14	PENN (ESPN+)		2 p.m.		
Wed.	17	RIDER (ESPN+)		7 p.m.		
Sat.	20	at Illinois State^ (ESPN+)		7 p.m.		
Tue.	23	vs. Mercer# (FloHoops)		3 p.m.		
Wed.	24	vs. MTSU or Rider# (FloHoops)		12:30/3 p.m.		
Sun.	28	SIENA (ESPN+)		2 p.m.		

DECEMBER

Wed.	1	at Saint Francis (Pa.) (NECFR)	7 p.m.
Sat.	4	at Hofstra (FloHoops)	2 p.m.
Tue.	7	at Princeton (ESPN+)	7 p.m.
Sat.	18	LA SALLE (ESPN+)	2 p.m.
Wed.	22	at Richmond (ESPN+)	4 p.m.
Wed.	29	at Albany	7 p.m.

JANUARY

Sat.	1	at Boston University* (ESPN+)	1 p.m.
Tue.	4	ARMY* (ESPN+)	7 p.m.
Fri.	7	at Navy* (ESPN+)	7 p.m.
Mon.	10	at Loyola* (ESPN+)	7 p.m.
Thu.	13	LEHIGH* (ESPN+)	7 p.m.
Sun.	16	at American* (ESPN+)	2 p.m.
Wed.	19	COLGATE* (ESPN+)	7 p.m.
Sat.	22	at Holy Cross* (ESPN+)	2 p.m.
Wed.	26	NAVY* (ESPN+)	7 p.m.
Sun.	30	LOYOLA* (CBS SN)	6 p.m.

FEBRUARY

Wed.	2	at Colgate* (ESPN+)	7 p.m.
Sat.	5	at Lafayette* (ESPN+)	TBA
Wed.	9	AMERICAN* (ESPN+)	7 p.m.
Sat.	12	HOLY CROSS* (ESPN+)	2 p.m.
Mon.	14	at Lehigh* (CBS SN)	TBA
Sat.	19	LAFAYETTE* (ESPN+)	TBA
Wed.	23	at Army* (ESPN+)	6 p.m.
Sat.	26	BOSTON UNIVERSITY* (ESPN+)	TBA

MARCH

Tue.	1	Patriot League Tournament First Round~
Thu.	3	Patriot League Tournament Quarterfinals~
Sun.	6	Patriot League Tournament Semifinals~
Wed.	9	Patriot League Tournament Championship~

Home contests in **BOLD** at Sojka Pavilion

^ Cancun Challenge campus site game # Cancun Challenge at Cancun, Mexico

~ Patriot League Tournament games at higher seed * Patriot League Central Division contest

SCORE BY PERIODS

	1st	2nd	OT	Total
Bucknell	0 (0.0)	0 (0.0)	0 (—)	0 (0.0)
Opponent	0 (0.0)	0 (0.0)	0 (—)	0 (0.0)

ATTENDANCE SUMMARY

	G	Total	Avg./G
Home	0	0	0.0
Away	0	0	0.0
Neutral	0	0	0.0
Total	0	0	0.0

RECORD SUMMARY

Bucknell Record	Overall	Home	Away	Neutral
All Games	0-0	0-0	0-0	0-0
Patriot League	0-0	0-0	0-0	0-0
Non-Conference	0-0	0-0	0-0	0-0

MARGIN OF VICTORY

[illegible]

MARGIN OF DEFEAT

[illegible]

BUCKNELL TEAM STATS — ALL GAMES [5-7] — 2020-21

#	Player	GP	GS	Min	Avg	FG	FGA	Pct	3FG	FGA	Pct	FT	FTA	Pct	OR	DR	Reb	Avg	PF	FO	A	TO	Blk	Stl	Pts	Avg
12	Meeks, John	6	6	188	31.3	51	103	.495	10	26	.385	40	47	.851	12	29	41	6.8	13	1	14	16	0	6	152	25.3
10	Funk, Andrew	12	12	405	33.8	51	124	.411	18	67	.269	35	41	.854	3	48	51	4.3	12	0	18	25	1	9	155	12.9
21	Rice, Xander	12	12	338	28.2	42	84	.500	14	33	.424	28	36	.778	3	27	30	2.5	23	0	39	18	1	8	126	10.5
02	Ellis, Walter	12	12	333	27.8	35	82	.427	20	52	.385	16	19	.842	4	42	46	3.8	29	0	20	19	8	14	106	8.8
04	Turner, Deuce	11	1	218	19.8	27	77	.351	6	29	.207	31	39	.795	3	20	23	2.1	13	0	18	23	1	11	91	8.3
23	Screen, Andre	10	2	189	18.9	34	56	.607	0	1	.000	10	17	.588	11	55	66	6.6	30	1	6	10	15	5	78	7.8
20	Latimer, Miles	10	0	226	22.6	20	47	.426	9	25	.360	12	13	.923	3	18	21	2.1	15	0	11	9	2	6	61	6.1
00	Newman, Paul	12	10	206	17.2	28	45	.622	0	0	.000	6	17	.353	15	40	55	4.6	41	0	3	16	10	5	62	5.2
32	van der Heijden, Jake	12	4	157	13.1	13	33	.394	8	22	.364	6	10	.600	4	9	13	1.1	17	0	9	9	2	4	40	3.3
03	Rhodes, Malachi	7	0	50	7.1	4	11	.364	1	4	.250	3	3	1.000	0	11	11	1.6	3	0	2	3	1	0	12	1.7
11	Adoh, Josh	3	0	21	7.0	2	7	.286	1	3	.333	0	2	.000	3	4	7	2.3	6	0	1	1	0	0	5	1.7
40	Timmerman, Alex	8	0	54	6.8	4	11	.364	1	4	.250	2	4	.500	3	7	10	1.3	7	0	2	1	1	0	11	1.4
05	Sechan, Jordan	5	1	12	2.4	0	3	.000	0	1	.000	0	0	.000	0	0	0	0.0	0	0	1	0	0	1	0	0.0
25	Delev, Alek	2	0	3	1.5	0	0	.000	0	0	.000	0	0	.000	0	0	0	0.0	0	0	0	0	0	1	0	0.0
TM TEAM.....															14	14	28	2.3	0			2			0	
Total.....		12				311	683	.455	88	267	.330	189	248	.762	78	324	402	33.5	209	2	144	152	42	70	899	74.9
Opponents.....		12				334	763	.438	89	247	.360	171	223	.767	128	315	443	36.9	210	2	184	138	38	84	928	77.3

BUCKNELL TEAM STATS — PATRIOT LEAGUE CENTRAL DIVISION GAMES [4-2] — 2020-21

#	Player	GP	GS	Min	Avg	FG	FGA	Pct	3FG	FGA	Pct	FT	FTA	Pct	OR	DR	Reb	Avg	PF	FO	A	TO	Blk	Stl	Pts	Avg
12	Meeks, John	4	4	116	29.0	31	63	.492	7	18	.389	29	33	.879	7	18	25	6.3	10	1	8	12	0	4	98	24.5
10	Funk, Andrew	6	6	199	33.2	31	65	.477	11	35	.314	10	11	.909	3	29	32	5.3	5	0	6	10	0	4	83	13.8
21	Rice, Xander	6	6	145	24.2	21	36	.583	6	12	.500	14	18	.778	0	11	11	1.8	10	0	23	6	0	4	62	10.3
04	Turner, Deuce	6	0	108	18.0	14	37	.378	3	14	.214	14	18	.778	1	7	8	1.3	9	0	13	16	0	6	45	7.5
02	Ellis, Walter	6	6	149	24.8	15	35	.429	11	26	.423	3	4	.750	1	18	19	3.2	14	0	7	8	4	8	44	7.3
20	Latimer, Miles	6	0	147	24.5	15	31	.484	6	16	.375	6	7	.857	3	10	13	2.2	8	0	8	8	0	5	42	7.0
23	Screen, Andre	6	0	112	18.7	17	29	.586	0	0	.000	8	12	.667	5	38	43	7.2	15	0	6	4	10	3	42	7.0
00	Newman, Paul	6	6	105	17.5	14	24	.583	0	0	.000	1	8	.125	8	21	29	4.8	21	0	0	9	6	4	29	4.8
32	van der Heijden, Jake	6	2	63	10.5	4	12	.333	3	7	.429	0	0	.000	0	4	4	0.7	7	0	4	3	2	1	11	1.8
40	Timmerman, Alex	4	0	20	5.0	1	2	.500	1	2	.500	1	2	.500	1	2	3	0.8	2	0	1	0	1	0	4	1.0
03	Rhodes, Malachi	4	0	32	8.0	1	7	.143	0	2	.000	2	2	1.000	0	8	8	2.0	0	0	2	2	1	0	4	1.0
25	Delev, Alek	1	0	1	1.0	0	0	.000	0	0	.000	0	0	.000	0	0	0	0.0	0	0	0	0	0	0	0	0.0
05	Sechan, Jordan	1	0	3	3.0	0	2	.000	0	0	.000	0	0	.000	0	0	0	0.0	0	0	0	0	0	0	0	0.0
TM TEAM.....															6	7	13	2.2	0			2			0	
Total.....		6				164	343	.478	48	132	.364	88	115	.765	35	173	208	34.7	101	1	78	80	24	39	464	77.3
Opponents.....		6				156	389	.401	38	114	.333	89	114	.781	73	154	227	37.8	102	1	81	74	19	45	439	73.2

BUCKNELL TEAM STATS — HOME GAMES [2-3] — 2020-21

#	Player	GP	GS	Min	Avg	FG	FGA	Pct	3FG	FGA	Pct	FT	FTA	Pct	OR	DR	Reb	Avg	PF	FO	A	TO	Blk	Stl	Pts	Avg
12	Meeks, John	2	2	49	24.5	14	25	.560	2	7	.286	14	15	.933	1	5	6	3.0	6	1	3	7	0	1	44	22.0
10	Funk, Andrew	5	5	167	33.4	21	54	.389	9	29	.310	15	16	.938	2	23	25	5.0	4	0	6	11	0	3	66	13.2
04	Turner, Deuce	5	0	114	22.8	16	45	.356	3	15	.200	14	19	.737	2	9	11	2.2	9	0	7	15	1	7	49	9.8
02	Ellis, Walter	5	5	139	27.8	13	32	.406	10	24	.417	6	7	.857	2	15	17	3.4	15	0	6	9	4	9	42	8.4
21	Rice, Xander	5	5	138	27.6	11	26	.423	4	10	.400	15	19	.789	2	14	16	3.2	9	0	23	9	1	2	41	8.2
23	Screen, Andre	4	1	73	18.3	12	23	.522	0	1	.000	6	9	.667	5	24	29	7.3	11	1	2	3	8	2	30	7.5
20	Latimer, Miles	4	0	90	22.5	9	20	.450	5	12	.417	6	7	.857	2	10	12	3.0	7	0	6	4	1	1	29	7.3
00	Newman, Paul	5	4	106	21.2	11	20	.550	0	0	.000	4	12	.333	10	23	33	6.6	17	0	2	9	8	4	26	5.2
32	van der Heijden, Jake	5	2	70	14.0	8	18	.444	4	12	.333	2	2	1.000	2	3	5	1.0	9	0	5	5	2	2	22	4.4
03	Rhodes, Malachi	3	0	30	10.0	2	7	.286	0	1	.000	2	2	1.000	0	9	9	3.0	2	0	1	2	1	0	6	2.0
40	Timmerman, Alex	3	0	11	3.7	1	4	.250	1	2	.500	0	0	.000	2	1	3	1.0	2	0	2	0	0	0	3	1.0
05	Sechan, Jordan	2	1	7	3.5	0	2	.000	0	0	.000	0	0	.000	0	0	0	0.0	0	0	0	0	0	1	0	0.0
11	Adoh, Josh	1	0	6	6.0	0	0	.000	0	0	.000	0	0	.000	0	1	1	1.0	1	0	1	0	0	0	0	0.0
TM TEAM.....															8	3	11	2.2	0			2			0	
Total.....		5				118	276	.428	38	113	.336	84	108	.778	38	140	178	35.6	92	2	64	76	26	32	358	71.6
Opponents.....		5				125	317	.394	36	105	.343	76	106	.717	65	124	189	37.8	91	1	66	61	18	41	362	72.4

BUCKNELL TEAM STATS — AWAY GAMES [3-4] — 2020-21

#	Player	GP	GS	Min	Avg	FG	FGA	Pct	3FG	FGA	Pct	FT	FTA	Pct	OR	DR	Reb	Avg	PF	FO	A	TO	Blk	Stl	Pts	Avg
12	Meeks, John	4	4	139	34.8	37	78	.474	8	19	.421	26	32	.813	11	24	35	8.8	7	0	11	9	0	5	108	27.0
10	Funk, Andrew	7	7	238	34.0	30	70	.429	9	38	.237	20	25	.800	1	25	26	3.7	8	0	12	14	1	6	89	12.7
21	Rice, Xander	7	7	200	28.6	31	58	.534	10	23	.435	13	17	.765	1	13	14	2.0	14	0	16	9	0	6	85	12.1
02	Ellis, Walter	7	7	194	27.7	22	50	.440	10	28	.357	10	12	.833	2	27	29	4.1	14	0	14	10	4	5	64	9.1
23	Screen, Andre	6	1	116	19.3	22	33	.667	0	0	.000	4	8	.500	6	31	37	6.2	19	0	4	7	7	3	48	8.0
04	Turner, Deuce	6	1	104	17.3	11	32	.344	3	14	.214	17	20	.850	1	11	12	2.0	4	0	11	8	0	4	42	7.0
20	Latimer, Miles	6	0	136	22.7	11	27	.407	4	13	.308	6	6	1.000	1	8	9	1.5	8	0	5	5	1	5	32	5.3
00	Newman, Paul	7	6	100	14.3	17	25	.680	0	0	.000	2	5	.400	5	17	22	3.1	24	0	1	7	2	1	36	5.1
32	van der Heijden, Jake	7	2	87	12.4	5	15	.333	4	10	.400	4	8	.500	2	6	8	1.1	8	0	4	4	0	2	18	2.6
11	Adoh, Josh	2	0	15	7.5	2	7	.286	1	3	.333	0	2	.000	3	3	6	3.0	5	0	0	1	0	0	5	2.5
04	Timmerman, Alex	5	0	43	8.6	3	7	.429	0	2	.000	2	4	.500	1	6	7	1.4	5	0	0	1	1	0	8	1.6
03	Rhodes, Malachi	4	0	20	5.0	2	4	.500	1	3	.333	1	1	1.000	0	2	2	0.5	1	0	1	1	0	0	6	1.5
05	Sechan, Jordan	3	0	5	1.7	0	1	.000	0	1	.000	0	0	.000	0	0	0	0.0	0	0	1	0	0	0	0	0.0
25	Delev, Alek	2	0	3	1.5	0	0	.000	0	0	.000	0	0	.000	0	0	0	0.0	0	0	0	0	0	1	0	0.0
TM TEAM.....															6	11	17	2.4	0			0			0	
Total.....		7				193	407	.474	50	154	.325	105	140	.750	40	184	224	32.0	117	0	80	76	16	38	541	77.3
Opponents.....		7				209	446	.469	53	142	.373	95	117	.812	63	191	254	36.3	119	1	118	77	20	43	566	80.9

BUCKNELL TEAM STATS — PATRIOT LEAGUE TOURNAMENT GAMES [1-1] — 2020-21

#	Player	GP	GS	Min	Avg	FG	FGA	Pct	3FG	FGA	Pct	FT	FTA	Pct	OR	DR	Reb	Avg	PF	FO	A	TO	Blk	Stl	Pts	Avg
12	Meeks, John	2	2	72	36.0	20	40	.500	3	8	.375	11	14	.786	5	11	16	8.0	3	0	6	4	0	2	54	27.0
10	Funk, Andrew	2	2	68	34.0	9	18	.500	3	9	.333	6	7	.857	0	3	3	1.5	2	0	4	5	0	3	27	13.5
02	Ellis, Walter	2	2	65	32.5	6	14	.429	3	7	.429	6	8	.750	2	11	13	6.5	3	0	10	5	2	2	21	10.5
21	Rice, Xander	2	2	59	29.5	7	16	.438	4	10	.400	3	4	.750	1	6	7	3.5	4	0	1	4	0	1	21	10.5
23	Screen, Andre	2	0	36	18.0	8	11	.727	0	0	.000	1	2	.500	3	9	12	6.0	6	0	0	4	3	1	17	8.5
00	Newman, Paul	2	2	29	14.5	5	8	.625	0	0	.000	0	0	.000	2	3	5	2.5	8	0	1	1	1	0	10	5.0
20	Latimer, Miles	2	0	39	19.5	2	7	.286	1	3	.333	4	4	1.000	0	1	1	0.5	4	0	1	1	1	1	9	4.5
03	Rhodes, Malachi	1	0	3	3.0	1	1	1.000	1	1	1.000	0	0	.000	0	1	1	1.0	0	0	0	0	0	0	3	3.0
32	van der Heijden, Jake	2	0	10	5.0	0	1	.000	0	1	.000	3	6	.500	0	0	0	0.0	2	0	0	0	0	0	3	1.5
40	Timmerman, Alex	2	0	11	5.5	1	1	1.000	0	0	.000	0	0	.000	1	2	3	1.5	2	0	0	1	0	0	2	1.0
04	Turner, Deuce	1	0	3	3.0	0	1	.000	0	1	.000	0	0	.000	0	0	0	0.0	0	0	1	0	0	0	0	0.0
05	Sechan, Jordan	2	0	2	1.0	0	1	.000	0	1	.000	0	0	.000	0	0	0	0.0	0	0	0	0	0	0	0	0.0
11	Adoh, Josh	1	0	3	3.0	0	1	.000	0	1	.000	0	0	.000	0	0	0	0.0	1	0	0	0	0	0	0	0.0
TM TEAM.....															1	4	5	2.5	0			0			0	
Total.....		2				59	120	.492	15	42	.357	34	45	.756	15	51	66	33.0	35	0	24	25	7	10	167	83.5
Opponents.....		2				70	139	.504	20	43	.465	29	36	.806	23	50	73	36.5	34	1	42	19	8	14	189	94.5

BUCKNELL TEAM STATS — LAST 5 GAMES [2-3] — 2020-21

#	Player	GP	GS	Min	Avg	FG	FGA	Pct	3FG	FGA	Pct	FT	FTA	Pct	OR	DR	Reb	Avg	PF	FO	A	TO	Blk	Stl	Pts	Avg	
12	Meeks, John	3	3	102	34.0	31	56	.554	4	11	.364	20	23	.870	6	12	18	6.0	4	0	9	6	0	3	86	28.7	
10	Funk, Andrew	5	5	162	32.4	21	55	.382	6	28	.214	16	20	.800	1	15	16	3.2	4	0	8	8	0	4	64	12.8	
02	Ellis, Walter	5	5	149	29.8	19	33	.576	10	20	.500	10	12	.833	2	16	18	3.6	11	0	13	8	4	3	58	11.6	
21	Rice, Xander	5	5	150	30.0	19	35	.543	7	17	.412	10	13	.769	2	14	16	3.2	8	0	15	11	1	4	55	11.0	
04	Turner, Deuce	4	1	76	19.0	11	28	.393	3	10	.300	6	10	.600	1	7	8	2.0	6	0	3	7	0	4	31	7.8	
23	Screen, Andre	3	0	54	18.0	11	15	.733	0	0	.000	1	2	.500	4	17	21	7.0	7	0	0	5	6	1	23	7.7	
00	Newman, Paul	5	5	99	19.8	15	23	.652	0	0	.000	2	5	.400	8	20	28	5.6	18	0	2	6	3	2	32	6.4	
20	Latimer, Miles	5	0	97	19.4	6	21	.286	3	12	.250	6	10	.600	0	13	13	2.6	9	0	4	2	2	1	21	4.2	
32	van der Heijden, Jake	5	0	51	10.2	4	13	.308	3	10	.300	5	8	.625	1	2	3	0.6	8	0	0	3	0	2	16	3.2	
03	Rhodes, Malachi	2	0	10	5.0	2	5	.400	1	1	1.000	0	0	.000	0	3	3	1.5	0	0	0	1	0	0	5	2.5	
11	Adoh, Josh	3	0	21	7.0	2	7	.286	1	3	.333	0	2	.000	3	4	7	2.3	6	0	1	1	0	0	5	1.7	
40	Timmerman, Alex	3	0	15	5.0	1	1	1.000	0	0	.000	0	0	.000	2	2	4	1.3	3	0	0	1	0	0	2	0.7	
25	Delev, Alek	1	0	2	2.0	0	0	.000	0	0	.000	0	0	.000	0	0	0	0.0	0	0	0	0	0	1	0	0.0	
05	Sechan, Jordan	5	1	12	2.4	0	3	.000	0	1	.000	0	0	.000	0	0	0	0.0	0	0	1	0	0	0	1	0	0.0
TM TEAM.....															6	4	10	2.0	0			0			0		
Total.....		5				142	295	.481	38	113	.336	76	101	.752	36	129	165	33.0	84	0	56	59	16	26	398	79.6	
Opponents.....		5				147	315	.467	49	119	.412	73	93	.785	46	124	170	34.0	79	1	89	55	18	36	416	83.2	

BUCKNELL TEAM STATS — GAMES WON [5-0] — 2020-21

#	Player	GP	GS	Min	Avg	FG	FGA	Pct	3FG	FGA	Pct	FT	FTA	Pct	OR	DR	Reb	Avg	PF	FO	A	TO	Blk	Stl	Pts	Avg
12	Meeks, John	5	5	153	30.6	41	83	.494	8	20	.400	39	45	.867	9	27	36	7.2	13	1	11	13	0	4	129	25.8
10	Funk, Andrew	5	5	165	33.0	26	53	.491	10	28	.357	7	8	.875	2	25	27	5.4	4	0	7	5	0	4	69	13.8
04	Turner, Deuce	4	0	79	19.8	13	26	.500	2	7	.286	12	16	.750	1	5	6	1.5	6	0	10	12	0	6	40	10.0
21	Rice, Xander	5	5	126	25.2	15	27	.556	8	16	.500	11	13	.846	1	8	9	1.8	6	0	16	6	0	4	49	9.8
02	Ellis, Walter	5	5	122	24.4	14	27	.519	10	19	.526	9	12	.750	3	18	21	4.2	12	0	7	7	4	4	47	9.4
23	Screen, Andre	5	0	89	17.8	14	24	.583	0	0	.000	7	11	.636	4	34	38	7.6	12	0	3	5	6	1	35	7.0
20	Latimer, Miles	5	0	110	22.0	8	18	.444	4	11	.364	4	5	.800	0	11	11	2.2	6	0	7	5	0	3	24	4.8
00	Newman, Paul	5	5	79	15.8	9	13	.692	0	0	.000	0	3	.000	7	11	18	3.6	19	0	1	5	5	3	18	3.6
32	van der Heijden, Jake	5	0	37	7.4	2	9	.222	2	5	.400	0	0	.000	0	2	2	0.4	5	0	2	2	0	1	6	1.2
03	Rhodes, Malachi	2	0	8	4.0	1	4	.250	0	0	.000	0	0	.000	0	2	1	0.0	0	0	0	1	0	0	2	1.0
40	Timmerman, Alex	4	0	28	7.0	0	1	.000	0	1	.000	1	2	.500	1	4	5	1.3	4	0	0	1	1	0	1	0.3
05	Sechan, Jordan	2	0	3	1.5	0	2	.000	0	0	.000	0	0	.000	0	0	0	0.0	0	0	0	0	0	0	0	0.0
25	Delev, Alek	1	0	1	1.0	0	0	.000	0	0	.000	0	0	.000	0	0	0	0.0	0	0	0	0	0	0	0	0.0
TM TEAM.....															4	5	9	1.8	0			2			0	
Total.....		5				143	287	.498	44	107	.411	90	115	.783	32	152	184	36.8	87	1	64	64	16	30	420	84.0
Opponents.....		5				127	320	.397	27	90	.300	72	91	.791	49	122	171	34.2	95	2	63	61	14	32	353	70.6

BUCKNELL TEAM STATS — GAMES LOST [0-7] — 2020-21

#	Player	GP	GS	Min	Avg	FG	FGA	Pct	3FG	FGA	Pct	FT	FTA	Pct	OR	DR	Reb	Avg	PF	FO	A	TO	Blk	Stl	Pts	Avg
12	Meeks, John	1	1	35	35.0	10	20	.500	2	6	.333	1	2	.500	3	2	5	5.0	0	0	3	3	0	2	23	23.0
10	Funk, Andrew	7	7	240	34.3	25	71	.352	8	39	.205	28	33	.848	1	23	24	3.4	8	0	11	20	1	5	86	12.3
21	Rice, Xander	7	7	212	30.3	27	57	.474	6	17	.353	17	23	.739	2	19	21	3.0	17	0	23	12	1	4	77	11.0
23	Screen, Andre	5	2	100	20.0	20	32	.625	0	1	.000	3	6	.500	7	21	28	5.6	18	1	3	5	9	4	43	8.6
02	Ellis, Walter	7	7	211	30.1	21	55	.382	10	33	.303	7	7	1.000	1	24	25	3.6	17	0	13	12	4	10	59	8.4
20	Latimer, Miles	5	0	116	23.2	12	29	.414	5	14	.357	8	8	1.000	3	7	10	2.0	9	0	4	4	2	3	37	7.4
04	Turner, Deuce	7	1	139	19.9	14	51	.275	4	22	.182	19	23	.826	2	15	17	2.4	7	0	8	11	1	5	51	7.3
00	Newman, Paul	7	5	127	18.1	19	32	.594	0	0	.000	6	14	.429	8	29	37	5.3	22	0	2	11	5	2	44	6.3
32	van der Heijden, Jake	7	4	120	17.1	11	24	.458	6	17	.353	6	10	.600	4	7	11	1.6	12	0	7	7	2	3	34	4.9
40	Timmerman, Alex	4	0	26	6.5	4	10	.400	1	3	.333	1	2	.500	2	3	5	1.3	3	0	2	0	0	0	10	2.5
03	Rhodes, Malachi	5	0	42	8.4	3	7	.429	1	4	.250	3	3	1.000	0	9	9	1.8	3	0	2	2	1	0	10	2.0
11	Adoh, Josh	3	0	21	7.0	2	7	.286	1	3	.333	0	2	.000	3	4	7	2.3	6	0	1	1	0	0	5	1.7
25	Delev, Alek	1	0	2	2.0	0	0	.000	0	0	.000	0	0	.000	0	0	0	0.0	0	0	0	0	0	1	0	0.0
05	Sechan, Jordan	3	1	9	3.0	0	1	.000	0	1	.000	0	0	.000	0	0	0	0.0	0	0	1	0	0	1	0	0.0
TM	TEAM.....														10	9	19	2.7	0			0			0	
	Total.....	7				168	396	.424	44	160	.275	99	133	.744	46	172	218	31.1	122	1	80	88	26	40	479	68.4
	Opponents.....	7				207	443	.467	62	157	.395	99	132	.750	79	193	272	38.9	115	0	121	77	24	52	575	82.1

BUCKNELL TEAM STATS — GAME-BY-GAME (2020-21)

Opponent	Date	Score	W/L	TOTAL			3-PTRS			FT	FTA	Pct	REBOUNDS				PF	A	TO	Blk	Stl	Pts	Avg
				FG	FGA	Pct	3FG	FGA	Pct				Off	Def	Tot	Avg							
at Navy	01/02/21	69-78	L	22	58	.379	10	28	.357	15	20	.750	6	26	32	32.0	20	14	11	2	4	69	69.0
NAVY	01/03/21	60-63	L	17	53	.321	2	19	.105	24	26	.923	9	30	39	35.5	19	10	14	5	7	60	64.5
LAFAYETTE	01/09/21	60-83	L	20	50	.400	6	20	.300	14	20	.700	7	25	32	34.3	20	14	22	7	9	60	63.0
at Lafayette	01/10/21	76-87	L	31	61	.508	5	19	.263	9	11	.818	4	26	30	33.2	15	12	9	2	4	76	66.2
LEHIGH	01/16/21	75-70	W	24	53	.453	12	26	.462	15	25	.600	7	27	34	33.4	17	15	15	6	5	75	68.0
at Lehigh	01/17/21	77-61	W	27	57	.474	9	26	.346	14	20	.700	7	29	36	33.8	15	13	10	2	8	77	69.5
at Lehigh	01/30/21	84-70	W	28	56	.500	6	16	.375	22	25	.880	2	32	34	33.9	19	10	12	2	7	84	71.6
LEHIGH	01/31/21	92-68	W	34	66	.515	10	25	.400	14	14	1.000	8	34	42	34.9	15	14	12	5	6	92	74.1
AMERICAN	02/27/21	71-78	L	23	54	.426	8	23	.348	17	23	.739	7	24	31	34.4	21	11	13	3	5	71	73.8
at American	02/28/21	68-81	L	26	55	.473	5	23	.217	11	19	.579	6	20	26	33.6	13	7	9	1	5	68	73.2
at Lafayette	03/06/21	92-84	W	30	55	.545	7	14	.500	25	31	.806	8	30	38	34.0	21	12	15	1	4	92	74.9
at Colgate	03/10/21	75-105	L	29	65	.446	8	28	.286	9	14	.643	7	21	28	33.5	14	12	10	6	6	75	74.9
Bucknell		899		311	683	.455	88	267	.330	189	248	.762	78	324	402	33.5	209	144	152	42	70	899	74.9
Opponents		928		334	763	.438	89	247	.360	171	223	.767	128	315	443	36.9	210	184	138	38	84	928	77.3

BUCKNELL TEAM STATS — OPPONENT GAME-BY-GAME (2020-21)

Opponent	Date	Score	W/L	TOTAL			3-PTRS			FT	FTA	Pct	REBOUNDS				PF	A	TO	Blk	Stl	Pts	Avg
				FG	FGA	Pct	3FG	FGA	Pct				Off	Def	Tot	Avg							
at Navy	01/02/21	69-78	L	29	60	.483	4	17	.235	16	18	.889	6	33	39	39.0	19	13	12	0	6	78	78.0
NAVY	01/03/21	60-63	L	23	64	.359	6	22	.273	11	20	.550	14	27	41	40.0	21	11	10	4	5	63	70.5
LAFAYETTE	01/09/21	60-83	L	28	69	.406	9	22	.409	18	25	.720	20	24	44	41.3	17	16	14	3	17	83	74.7
at Lafayette	01/10/21	76-87	L	30	61	.492	11	26	.423	16	19	.842	8	27	35	39.8	13	19	8	5	3	87	77.8
LEHIGH	01/16/21	75-70	W	28	64	.438	3	12	.250	11	15	.733	12	24	36	39.0	24	12	12	4	4	70	76.2
at Lehigh	01/17/21	77-61	W	23	58	.397	4	15	.267	11	16	.688	8	27	35	38.3	16	13	13	2	7	61	73.7
at Lehigh	01/30/21	84-70	W	26	72	.361	3	14	.214	15	17	.882	14	29	43	39.0	21	11	14	2	6	70	73.1
LEHIGH	01/31/21	92-68	W	21	65	.323	8	25	.320	18	22	.818	11	23	34	38.4	11	10	13	3	8	68	72.5
AMERICAN	02/27/21	71-78	L	25	55	.455	10	24	.417	18	24	.750	8	26	34	37.9	18	17	12	4	7	78	73.1
at American	02/28/21	68-81	L	31	56	.554	11	27	.407	8	11	.727	4	25	29	37.0	16	20	11	3	7	81	73.9
at Lafayette	03/06/21	92-84	W	29	61	.475	9	24	.375	17	21	.810	4	19	23	35.7	23	17	9	3	7	84	74.8
at Colgate	03/10/21	75-105	L	41	78	.526	11	19	.579	12	15	.800	19	31	50	36.9	11	25	10	5	7	105	77.3
Opponents		928		334	763	.438	89	247	.360	171	223	.767	128	315	443	36.9	210	184	138	38	84	928	77.3
Bucknell		899		311	683	.455	88	267	.330	189	248	.762	78	324	402	33.5	209	144	152	42	70	899	74.9

#11 • JOSH ADOH • SOPHOMORE • GUARD • 6-3 • 206 • BELLFLOWER, CALIF. • COMBINE ACADEMY (N.C.)

Physical wing player with good size and strength ... rookie year was disrupted by injury and the pandemic, but is poised to play a bigger role as a sophomore ... California native who did a postgraduate year at Combine Academy in North Carolina ... can drive the ball to the basket or score from the perimeter ... has the ability to play the 2 and 3 positions ... outstanding defender.

2020-21

Missed the start of the season due to injury and ended up playing in three games ... debuted vs. American on 2/27 and had an assist and a rebound ... a day later at AU hit a 3FG on his 1st career shot and finished with 5 pts., 6 reb. ... totaled 5 pts., 7 reb., 1 asst. in 21 min. on the season.

HIGH SCHOOL/PERSONAL

Joshua Onyejebosa Adoh ... born May 15, 2001 in Hollywood, Calif. ... son of Doris Adoh ... has four older siblings: Cyprian, Ezekiel, Amaris and Gabriel ... attended St. John Bosco High School in California before spending the 2019-20 year at Combine Academy, near Charlotte, N.C. ... at St. John Bosco, he was a three-time Scholar-Athlete honoree and a member of the Principal's Honor Roll (4.0+ grade-point average) in both semesters of his junior and senior years ... selected as his team's Most Improved Player as a junior and the Offensive Player of the Year as a senior, when he also earned All-Trinity League honors after averaging better than 13 points and 5 rebounds per game ... named to a number of all-tournament teams and helped lead his squad to a second-place regional finish in the California Interscholastic Federation in 2017-18 ... a year later, St. John Bosco won the Trinity League championship and finished with a 21-6 record ... in his postgraduate year at Combine Academy, averaged 30 points, 7 rebounds, 3 steals and 2 assists per game ... previously played AAU ball for West Coast Elite and Julius V ELITE (Cali Stars) ... majoring in computer science ... member of 2020-21 Patriot League Academic Honor Roll.

**ADOH'S CAREER HIGHS**

Points:	5	at American	2/28/2021
Rebounds:	6	at American	2/28/2021
Assists:	1	vs. American	2/27/2021
Steals:	0		
Blocks:	0		
FG Made:	2	at American	2/28/2021
FG Attempted:	6	at American	2/28/2021
3-pt FG Made:	1	at American	2/28/2021
3-pt FG Att.:	2	at American	2/28/2021
FT Made:	0		
FT Attempted:	2	at American	2/28/2021

ADOH'S SEASON HIGHS

Points:	0
Rebounds:	0
Assists:	0
Steals:	0
Blocks:	0
FG Made:	0
FG Attempted:	0
3-pt FG Made:	0
3-pt FG Attempted:	0
FT Made:	0
FT Attempted:	0

ADOH'S CAREER STATISTICS

Year	G	GS	Min.	Avg.	FGM	FGA	Pct.	3FGM	3FGA	Pct.	FTM	FTA	Pct.	OR	DR	Reb.	RPG	PF	DQ	A	TO	BK	ST	Pts.	PPG
2020-21	3	0	21	7.0	2	7	.286	1	3	.333	0	2	.000	3	4	7	2.3	6	0	1	1	0	0	5	1.7
2021-TOTAL	3	0	21	7.0	2	7	.286	1	3	.333	0	2	.000	3	4	7	2.3	6	0	1	1	0	0	5	1.7

JOSH ADOH'S CAREER GAME-BY-GAME

ADOH'S 2021-22 GAME-BY-GAME STATISTICS

Opponent	Min.	FG-A	Pct.	3FG-A	Pct.	FT-A	Pct.	RB	PF	A	TO	B	S	PTS
NC State														
Penn														
Rider														
Illinois State														
Mercer														
MTSU/Rider														
Siena														
St. Francis														
Hofstra														
Princeton														
La Salle														
Richmond														
Albany														
Boston U.*														
Army*														
Navy*														
Loyola*														
Lehigh*														
American*														
Colgate*														
Holy Cross*														
Navy*														
Loyola*														
Colgate*														
Lafayette*														
American*														
Holy Cross*														
Lehigh*														
Lafayette*														
Army*														
Boston U.*														

* Patriot League game ^ Patriot League Tournament Games started in **bold**

ADOH'S 2020-21 GAME-BY-GAME STATISTICS

Opponent	Min.	FG-A	Pct.	3FG-A	Pct.	FT-A	Pct.	RB	PF	A	TO	B	S	PTS
Navy														
Navy														
Lafayette*														
Lafayette*														
Lehigh*														
Lehigh*														
Lehigh*														
Lehigh*														
American	6	0-0	—	0-0	—	0-0	—	1	1	1	0	0	0	0
American	12	2-6	.333	1-2	.500	0-2	.000	6	4	0	1	0	0	5
Lafayette^														
Colgate^	3	0-1	.000	0-1	.000	0-0	—	0	1	0	0	0	0	0

* Patriot League Central Division game ^ Patriot League Tournament Games started in **bold**

#13 • JOSH BASCOE • FRESHMAN • GUARD • 6-0 • 180 • MILTON, ONTARIO • VERMONT ACADEMY [VT.]

Quick point guard who comes to Bucknell from a strong prep program ... good ball-handler who can create his own shot from all three levels ... has deep shooting range.

HIGH SCHOOL/PERSONAL

Born March 11, 2002 in Guelph, Ontario ... parents are Shane and Mary Beth Bascoe ... has a younger sister, Jasmine ... father played professionally in Slovakia and Slovenia ... mother played collegiately at the University of Guelph ... lettered three times each in basketball and baseball at Vermont Academy ... captain of the basketball team ... named a Lakes Region All-Star after averaging better than 17 points per game as a junior ... transferred to prep basketball power Putnam Science Academy in Connecticut as a senior ... played AAU ball with Middlesex Magic.

**BASCOE'S CAREER HIGHS**

Points:	0
Rebounds:	0
Assists:	0
Steals:	0
Blocks:	0
FG Made:	0
FG Attempted:	0
3-pt FG Made:	0
3-pt FG Attempted:	0
FT Made:	0
FT Attempted:	0

BASCOE'S SEASON HIGHS

Points:	0
Rebounds:	0
Assists:	0
Steals:	0
Blocks:	0
FG Made:	0
FG Attempted:	0
3-pt FG Made:	0
3-pt FG Attempted:	0
FT Made:	0
FT Attempted:	0

BASCOE'S CAREER STATISTICS

Year	G	GS	Min.	Avg.	FGM	FGA	Pct.	3FGM	3FGA	Pct.	FTM	FTA	Pct.	OR	DR	Reb.	RPG	PF	DQ	A	TO	BK	ST	Pts.	PPG
2021-22																									
TOTAL																									

JOSH BASCOE'S CAREER GAME-BY-GAME

BASCOE'S 2021-22 GAME-BY-GAME STATISTICS

Opponent	Min.	FG-A	Pct.	3FG-A	Pct.	FT-A	Pct.	RB	PF	A	TO	B	S	PTS
NC State														
Penn														
Rider														
Illinois State														
Mercer														
MTSU/Rider														
Siena														
St. Francis														
Hofstra														
Princeton														
La Salle														
Richmond														
Albany														
Boston U.*														
Army*														
Navy*														
Loyola*														
Lehigh*														
American*														
Colgate*														
Holy Cross*														
Navy*														
Loyola*														
Colgate*														
Lafayette*														
American*														
Holy Cross*														
Lehigh*														
Lafayette*														
Army*														
Boston U.*														

* Patriot League game ^ Patriot League Tournament Games started in **bold**

#25 • ALEK DELEV • SOPHOMORE • GUARD • 6-0 • 140 • SOFIA, BULGARIA • SECOND ENGLISH LANGUAGE SCHOOL

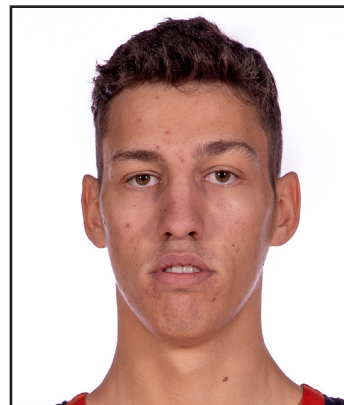
Quick point guard who joined the team as a walk-on in 2020-21 ... put up big offensive numbers for his club team in Bulgaria and now provides additional depth for the Bison backcourt.

2020-21

Saw action in two games off the bench, totaling 2 min. ... credited with 1 stl. ... made collegiate debut in final minute of Jan. 17 win at Lehigh.

HIGH SCHOOL/PERSONAL

Alek Asparukov Delev ... born Sept. 5, 2001 in Sofia Bulgaria ... son of Asparuh Delev and Daniela Deleva ... has one younger brother, Martin ... played club basketball for BC Ahil ... three-year team captain and two-time All-Star Team member ... MVP of the 6th round in 2019-20, when he helped his team to a second-place finish in the conference and first place in the region ... averaged 20.4 points, 4.4 rebounds and 5.0 assists per game ... named Most Improved Player in a 2018 summer tournament ... member of Mensa ... majoring in civil engineering ... member of 2021 Patriot League Academic Honor Roll.

**DELEV'S CAREER HIGHS**

Points:	0
Rebounds:	0
Assists:	0
Steals:	0
Blocks:	0
FG Made:	0
FG Attempted:	0
3-pt FG Made:	0
3-pt FG Attempted:	0
FT Made:	0
FT Attempted:	0

DELEV'S SEASON HIGHS

Points:	0
Rebounds:	0
Assists:	0
Steals:	0
Blocks:	0
FG Made:	0
FG Attempted:	0
3-pt FG Made:	0
3-pt FG Attempted:	0
FT Made:	0
FT Attempted:	0

DELEV'S CAREER STATISTICS

Year	G	GS	Min.	Avg.	FGM	FGA	Pct.	3FGM	3FGA	Pct.	FTM	FTA	Pct.	OR	DR	Reb.	RPG	PF	DQ	A	TO	BK	ST	Pts.	PPG
2020-21	2	0	3	1.5	0	0	.000	0	0	.000	0	0	.000	0	0	0	0.0	0	0	0	0	0	1	0	0.0
2021-22																									
TOTAL	2	0	3	1.5	0	0	.000	0	0	.000	0	0	.000	0	0	0	0.0	0	0	0	0	0	1	0	0.0

ALEK DELEV'S CAREER GAME-BY-GAME

DELEV'S 2021-22 GAME-BY-GAME STATISTICS

Opponent	Min.	FG-A	Pct.	3FG-A	Pct.	FT-A	Pct.	RB	PF	A	TO	B	S	PTS
NC State														
Penn														
Rider														
Illinois State														
Mercer														
MTSU/Rider														
Siena														
St. Francis														
Hofstra														
Princeton														
La Salle														
Richmond														
Albany														
Boston U.*														
Army*														
Navy*														
Loyola*														
Lehigh*														
American*														
Colgate*														
Holy Cross*														
Navy*														
Loyola*														
Colgate*														
Lafayette*														
American*														
Holy Cross*														
Lehigh*														
Lafayette*														
Army*														
Boston U.*														

* Patriot League game ^ Patriot League Tournament Games started in **bold**

DELEV'S 2020-21 GAME-BY-GAME STATISTICS

Opponent	Min.	FG-A	Pct.	3FG-A	Pct.	FT-A	Pct.	RB	PF	A	TO	B	S	PTS
Navy		DNP—INJ												
Navy		DNP—INJ												
Lafayette*		DNP—INJ												
Lafayette*		DNP—INJ												
Lehigh*		DNP—INJ												
Lehigh*		DNP—INJ												
Lehigh*		DNP—INJ												
Lehigh*		DNP—INJ												
American	6	0-0	—	0-0	—	0-0	—	1	1	1	0	0	0	0
American	12	2-6	.333	1-2	.500	0-2	.000	6	4	0	1	0	0	5
Lafayette^		DNP												
Colgate^	3	0-1	.000	0-1	.000	0-0	—	0	1	0	0	0	0	0

* Patriot League Central Division game ^ Patriot League Tournament Games started in **bold**

#5 • ELVIN EDMONDS IV • FRESHMAN • GUARD • 6-2 • 184 • HOPEWELL, VA. • HOPEWELL

Promising combo guard who can contribute in a variety of ways ... son of a coach who brings a steady, well-rounded game ... has good quickness with the ball and can shoot it from long range ... not a flashy player but has natural leadership instincts.

**PERSONAL/HIGH SCHOOL**

Son of Elvin and Jackie Edmonds ... has three sisters, Imani, Alexis and Erin ... Imani is a member of the women's basketball team at Navy ... both parents played basketball at St. Paul's College in Virginia ... his father was his coach at Hopewell High School, and his mother coaches the Hopewell girls' basketball team ... graduated as his school's all-time leader in points (1,662) and 3-point field goals (240), despite an abbreviated senior year due to COVID-19 ... earned three First Team All-State and one Second Team All-State honors ... twice named Region 3A Player of the Year ... four-time All-Metro and All-Region ... named *Richmond Times-Dispatch* Player of the Year as a senior, when he led his team to the Class 3 state championship while averaging 25.9 points, 5.5 rebounds, 5.0 assists, 4.3 steals per game ... shot 56.3 FG%, 36.1 3FG% and 92.3 FT% ... en route to the state title scored 30 points in the regional final, 30 in the state semifinal and 18 in the state title game against Abingdon ... led team to first state title since 1972 ... as a junior averaged 21.5 points, 6.8 rebounds, 3.5 assists and 2.9 steals per game ... team captured two Littlepage Classic titles and one Tri-Cities Tournament title ... played AAU ball for Team Loaded.

EDMONDS' CAREER HIGHS

Points:	0
Rebounds:	0
Assists:	0
Steals:	0
Blocks:	0
FG Made:	0
FG Attempted:	0
3-pt FG Made:	0
3-pt FG Attempted:	0
FT Made:	0
FT Attempted:	0

EDMONDS' SEASON HIGHS

Points:	0
Rebounds:	0
Assists:	0
Steals:	0
Blocks:	0
FG Made:	0
FG Attempted:	0
3-pt FG Made:	0
3-pt FG Attempted:	0
FT Made:	0
FT Attempted:	0

EDMONDS' CAREER STATISTICS

Year	G	GS	Min.	Avg. FGM	FGA	Pct.	3FGM	3FGA	Pct.	FTM	FTA	Pct.	OR	DR	Reb.	RPG	PF	DQ	A	TO	BK	ST	Pts.	PPG
2021-22																								
TOTAL																								

ELVIN EDMONDS' CAREER GAME-BY-GAME


EDMONDS' 2021-22 GAME-BY-GAME STATISTICS

Opponent	Min.	FG-A	Pct.	3FG-A	Pct.	FT-A	Pct.	RB	PF	A	TO	B	S	PTS
NC State														
Penn														
Rider														
Illinois State														
Mercer														
MTSU/Rider														
Siena														
St. Francis														
Hofstra														
Princeton														
La Salle														
Richmond														
Albany														
Boston U.*														
Army*														
Navy*														
Loyola*														
Lehigh*														
American*														
Colgate*														
Holy Cross*														
Navy*														
Loyola*														
Colgate*														
Lafayette*														
American*														
Holy Cross*														
Lehigh*														
Lafayette*														
Army*														
Boston U.*														

* Patriot League game ^ Patriot League Tournament Games started in **bold**

#10 • ANDREW FUNK • SENIOR • GUARD • 6-5 • 188 • WARRINGTON, PA. • ARCHBISHOP WOOD

Talented guard out of the competitive Philadelphia Catholic League ... team captain and Bucknell's lone senior in 2021-22 ... took over a starting spot in the backcourt in 2019-20 ... played a key role off the bench as a freshman, with his confidence and minutes rising as the season progressed ... has good size for a guard at 6'5" ... brought a college-ready game to Bucknell ... good defender and shooter ... can contribute at a number of spots on the floor.

**2020-21**

Named to Academic All-Patriot League Team for 2nd straight year ... returning starter at the shooting guard spot ... team's second-leading scorer at 12.9 ppg ... also averaged 4.3 rpg, 1.5 apg ... shot 41.1 FG%, 26.9 3FG%, 85.4 FT% ... ranked 5th in the Patriot League in minutes played (33.7) ... also ranked 13th in scoring, 6th in FT% ... started all 12 games and scored in double figures in 10 of them, with a high of 18 vs. Lehigh ... scored a team-high 16 points on opening day at Navy ... led team with 15 pts. in home game vs. Lafayette ... led the team with 18 pts., 8 reb. in home win over Lehigh ... hit 7-12 FG, 4-7 3FG in the game ... strong weekend in 1/30-31 sweep of Lehigh ... had 10 pts., 8 reb. at Lehigh and 17 pts., 5 reb. in home victory ... scored all 14 of his pts. in 2nd half in PL quarterfinal win at Lafayette ... 13 pts. in PL semifinal at Colgate.

2019-20

Selected to 2020 Academic All-Patriot League Team ... played in 33 games with 32 starts in the backcourt ... missed one game due to illness ... 4th on the team in scoring at 10.8 ppg ... also averaged 3.9 rpg, 1.7 apg ... shot 39.1 FG%, 30.2 3FG%, 70.6 FT% ... led the team with 169 3FGA ... scored in double figures 21 times ... ranked 22nd in the Patriot League in scoring and 8th in minutes played (32.6 mpg) ... made 1st career start on opening night at Fairfield and scored 7 pts., including game-clinching FTs with 0:02 left in 68-64 win. ... hit 4-8 3FG and scored 12 pts. in a home win over Hofstra ... big game at Canisius with 15 pts., 7 reb. ... hit go-ahead 3FG with 0:43 left, but Canisius came back to win ... led team with 15 pts. (7-12 FG) at Penn State ... team-high 19 pts., 7 reb. in win over Seattle in Orlando ... had 10 pts. and career-high 9 reb. at Rider ... 11 pts., 2 stl. in win over Army in first matchup of season with brother Tommy ... scored 9 of 15 pts. in 2nd half in comeback win at Lafayette ... tallied 13 of his 17 pts. in 1st half in home win over Holy Cross ... also grabbed a team-high 7 reb. ... missed 1st career game at American (illness) ... led team with 16 pts. at Colgate ... set career-high with 22 pts. (8-10 FG, 3-5 3FG) in home win over Loyola ... scored 16 pts. in team's 56-pt. 2nd half ... scored all 13 pts. in team's 13-0 run to start the game at Navy ... finished with 20 pts. (8-17 FG 4-8 3FG) ... tied his career high with 5 3FGs in 9 tries on the way to 19 pts. in win at Holy Cross ... led team with 17 pts. in PL Tournament win over Holy Cross ... came up with key steal in final 30 second to help seal the win.

2018-19

Appeared in all 33 games off the bench as a freshman guard ... averaged 4.7 ppg, 1.5 rpg ... shot 40.7 FG%/34.7 3FG%/66.7 FT% ... missed first 12 3FG attempts, then shot 39.5% the rest of the way ... five double-digit scoring games ... collegiate debut on opening night at St. Bonaventure, playing 11 min. ... first collegiate bucket was a jumper vs. Canisius ... made first 2 career 3FGs vs. Monmouth ... hit 2 first-half 3FGs at Ohio State ... then-season-high 11 pts. (all in 1st half) vs. UNLV at Diamond Head Classic ... named Patriot League Rookie of the Week after that performance ... had a 6-8 3FG stretch after 0-12 start to season ... scored 10 pts. (4-8 FG, 2-5 3FG) at American ... terrific game at Lafayette with 15 pts. (7-9 FG), 5 reb. ... scored 7 pts., all in a 2-min. span in the 2nd half, in road win at Loyola ... monster game in home win over Lafayette with 21 pts. (8-9 FG, 5-6 3FG) in 17 min. ... in 2G vs. Lafayette scored 36 pts. on 15-18 FG ... led team with 17 pts. (5-10 FG, 5-9 3FG, 2-2 FT) in home win over Army, including 2 3FGs and 2 FTs in final 5:09 that helped Bucknell rally from 14 down to win the regular-season finale ... hit 3 3FGs for 9 pts. in PL Tournament win over Holy Cross ... with Bucknell down 5 in 2nd half, hit back-to-back 3FGs to give the Bison the lead.

HIGH SCHOOL/PERSONAL

Andrew David Funk ... born Sept. 21, 1999 in Warrington, Pa. ... son of Theresa and Albert Funk ... one of five brothers ... has two older brothers, Matt and Tommy, and younger twin brothers Albert and Michael ... Tommy was an All-Patriot League point guard at Army West Point before graduating in 2020 ... enjoyed a standout career at Archbishop Wood High School ... team captain as a senior, when he was named the Philadelphia Catholic League Player of the Year by the Markward Memorial Basketball Club ... First Team All-PCL selection ... named Second Team All-Southeast Pennsylvania ... as a junior, was named Sixth Man of the Year by the Philadelphia Inquirer after helping a 28-3 Vikings team to their first-ever Philadelphia Catholic League championship, the District 12 title and eventually the Class 5A PIAA state championship ... even in a reserve role on a senior-laden team, scored in double figures 11 times, including a 10-point game against Meadville in the state championship game ... majoring in accounting and financial management ... named to 2019, 2020 and 2021 Patriot League Academic Honor Roll.

FUNK'S CAREER HIGHS

Points:	22	vs. Loyola	1/25/2020
Rebounds:	9	at Rider	12/3/2019
Assists:	5	vs. American	2/15/2020
Steals:	3	three times	
Blocks:	2	vs. Vermont	11/10/2019
FG Made:	8	three times	
FG Attempted:	17	twice	
3-pt FG Made:	5	three times	
3-pt FG Att.:	9	three times	
FT Made:	7	twice	
FT Attempted:	10	at American	2/28/2021

FUNK'S SEASON HIGHS

Points:	0
Rebounds:	0
Assists:	0
Steals:	0
Blocks:	0
FG Made:	0
FG Attempted:	0
3-pt FG Made:	0
3-pt FG Attempted:	0
FT Made:	0
FT Attempted:	0

FUNK'S CAREER STATISTICS

Year	G	GS	Min.	Avg.	FGM	FGA	Pct.	3FGM	3FGA	Pct.	FTM	FTA	Pct.	OR	DR	Reb.	RPG	PF	DQ	A	TO	BK	ST	Pts.	PPG
2018-19	33	0	472	14.3	57	140	.407	34	98	.347	6	9	.667	6	44	50	1.5	22	0	24	21	1	9	154	4.7
2019-20	33	32	1075	32.6	135	345	.391	51	169	.302	36	51	.706	8	121	129	3.9	41	0	56	54	7	26	357	10.8
2020-21	12	12	405	33.8	51	124	.411	18	67	.269	35	41	.854	3	48	51	4.3	12	0	18	25	1	9	155	12.9
2021-22																									
TOTAL	78	44	1952	25.0	243	609	.399	103	334	.308	77	101	.762	17	213	230	2.9	75	0	98	100	9	44	666	8.5

ANDREW FUNK CAREER GAME-BY-GAME

FUNK'S 2021-22 GAME-BY-GAME STATISTICS

Opponent	Min.	FG-A	Pct.	3FG-A	Pct.	FT-A	Pct.	RB	PF	A	TO	B	S	PTS
NC State														
Penn														
Rider														
Illinois State														
Mercer														
MTSU/Rlder														
Siena														
St. Francis														
Hofstra														
Princeton														
La Salle														
Richmond														
Albany														
Boston U.*														
Army*														
Navy*														
Loyola*														
Lehigh*														
American*														
Colgate*														
Holy Cross*														
Navy*														
Loyola*														
Colgate*														
Lafayette*														
American*														
Holy Cross*														
Lehigh*														
Lafayette*														
Army*														
Boston U.*														

* Patriot League game ^ Patriot League Tournament Games started in **bold**

FUNK'S 2020-21 GAME-BY-GAME STATISTICS

Opponent	Min.	FG-A	Pct.	3FG-A	Pct.	FT-A	Pct.	RB	PF	A	TO	B	S	PTS
Navy	38	4-13	.308	3-9	.333	5-6	.833	5	1	3	4	1	1	16
Navy	34	1-5	.200	1-3	.333	6-6	1.000	3	2	2	3	0	0	9
Lafayette*	34	4-9	.444	1-5	.200	6-6	1.000	4	1	1	5	0	1	15
Lafayette*	36	6-13	.462	1-6	.167	0-0	—	3	1	1	2	0	1	13
Lehigh*	34	7-12	.583	4-7	.571	0-1	.000	8	0	1	1	0	1	18
Lehigh*	33	4-11	.364	2-8	.250	0-0	—	4	0	2	0	0	1	10
Lehigh*	33	4-6	.667	0-1	.000	2-2	1.000	8	3	0	2	0	0	10
Lehigh*	29	6-14	.429	3-8	.375	2-2	1.000	5	0	1	0	0	0	17
American	36	3-14	.214	0-6	.000	1-1	1.000	5	1	1	2	0	1	7
American	30	3-9	.333	0-5	.000	7-10	.700	3	1	2	1	0	0	13
Lafayette^	35	5-10	.500	1-4	.250	3-3	1.000	2	1	3	2	0	2	14
Colgate^	31	4-8	.500	2-5	.400	3-4	.750	1	1	1	3	0	1	13

* Patriot League Central Division game ^ Patriot League Tournament Games started in **bold**

FUNK'S 2019-20 GAME-BY-GAME STATISTICS

Opponent	Min.	FG-A	Pct.	3FG-A	Pct.	FT-A	Pct.	RB	PF	A	TO	B	S	PTS
Fairfield	35	2-5	.400	1-4	.250	2-2	1.000	1	2	1	1	0	0	7
Vermont	35	3-8	.375	1-5	.200	0-0	—	7	1	2	1	2	0	7
Hofstra	31	4-9	.444	4-8	.500	0-0	—	3	3	3	0	0	0	12
Canisius	28	6-11	.545	3-7	.429	0-0	—	7	1	2	0	0	1	15
Penn State	26	7-12	.583	1-4	.250	0-0	—	2	1	1	1	0	1	15
Syracuse	25	1-5	.200	1-5	.200	0-0	—	1	0	2	0	1	1	3
Seattle	34	5-10	.500	2-5	.400	7-8	.875	7	0	1	0	0	1	19
Yale	32	2-8	.250	0-4	.000	0-0	—	0	1	0	1	0	0	4
Princeton	30	5-11	.455	2-3	.667	2-3	.667	3	2	0	1	0	0	14
Rider	34	4-10	.400	1-4	.250	1-2	.500	9	0	1	3	0	0	10
Albany	37	3-11	.273	2-7	.286	0-0	—	2	3	2	4	0	3	8
Siena	32	4-8	.500	2-5	.400	0-0	—	3	2	1	1	0	2	10
La Salle	32	4-12	.333	0-3	.000	2-2	1.000	8	4	1	4	0	3	10
Army*	36	5-13	.385	0-2	.000	1-1	1.000	3	1	1	3	1	2	11
Lafayette*	35	6-16	.375	2-6	.333	1-1	1.000	4	1	3	0	0	1	15
Navy*	35	3-13	.231	0-8	.000	0-0	—	5	1	0	2	0	1	6
Holy Cross*	34	7-15	.467	2-4	.500	1-1	1.000	7	1	0	2	0	1	17
American*	DNP—INJ													
Lehigh*	22	0-3	.000	0-2	.000	2-2	1.000	0	1	0	3	0	0	2
Colgate*	35	6-14	.429	3-8	.375	1-2	.500	4	1	2	0	0	0	16
Loyola*	28	8-10	.800	3-5	.600	3-6	.500	6	3	2	1	0	0	22
Army*	31	1-5	.200	0-3	.000	0-0	—	3	0	2	2	1	2	2
Boston U.*	31	4-10	.400	2-4	.500	1-1	1.000	5	0	1	3	1	3	11
Lafayette*	33	2-9	.222	0-4	.000	0-0	—	3	3	3	0	1	0	4
Loyola*	33	4-14	.286	2-8	.250	0-2	.000	2	3	4	3	0	0	10
Navy*	35	8-17	.471	4-8	.500	0-0	—	2	1	1	1	0	1	20
American*	36	2-8	.250	1-5	.200	1-4	.250	3	0	5	4	0	0	6
Holy Cross*	36	7-14	.500	5-9	.556	0-0	—	7	2	2	1	0	1	19
Lehigh*	34	4-12	.333	1-7	.143	1-2	.500	1	0	1	1	0	0	10
Colgate*	36	2-10	.200	0-2	.000	6-6	1.000	3	0	3	4	0	0	10
Boston U.*	34	5-8	.625	2-4	.500	3-4	.750	5	1	2	3	0	0	15
Holy Cross^	33	7-17	.412	2-6	.333	1-2	.500	3	1	3	1	0	2	17
American^	32	2-9	.222	0-5	.000	0-0	—	7	0	1	3	0	0	4
Boston U.^	37	2-8	.250	2-5	.400	0-0	—	3	1	3	0	0	0	6

* Patriot League game ^ Patriot League Tournament Games started in **bold**

FUNK'S 2018-19 GAME-BY-GAME STATISTICS

Opponent	Min.	FG-A	Pct.	3FG-A	Pct.	FT-A	Pct.	RB	PF	A	TO	B	S	PTS
St. Bona	11	0-4	.000	0-3	.000	0-0	—	0	0	0	0	0	0	0
Fairfield	12	0-1	.000	0-1	.000	0-0	—	2	2	1	0	0	0	0
Canisius	21	1-5	.200	0-4	.000	0-1	.000	1	1	0	1	0	1	2
Vermont	13	0-0	—	0-0	—	0-0	—	1	0	0	0	0	0	0
Northeastern	19	1-5	.200	0-2	.000	0-0	—	0	0	2	0	0	0	2
Monmouth	14	2-4	.500	2-4	.500	0-0	—	1	0	0	2	0	1	6
La Salle	13	2-4	.500	2-3	.667	0-0	—	3	0	2	4	0	0	6
Ohio State	7	2-3	.667	2-3	.667	0-0	—	0	0	0	0	0	0	6
St. Mary's	12	0-3	.000	0-3	.000	0-0	—	1	2	2	0	0	0	0
Rhode Island	12	1-4	.250	1-3	.333	0-0	—	3	1	0	2	0	0	3
TCU	6	0-1	.000	0-1	.000	0-0	—	0	0	0	0	0	0	0
UNLV	16	4-8	.500	3-5	.600	0-0	—	3	0	1	0	0	0	11
Army*	11	1-3	.333	1-3	.333	0-0	—	1	1	0	1	0	0	3
Boston U.*	12	0-5	.000	0-2	.000	0-0	—	3	1	1	0	0	0	0
Colgate*	5	1-4	.250	0-2	.000	0-0	—	0	0	0	0	0	1	2
American*	9	1-3	.333	1-3	.333	0-0	—	1	0	0	0	0	0	3
Holy Cross*	15	2-5	.400	0-3	.000	0-0	—	1	0	3	0	0	0	4
Lehigh*	10	1-1	1.000	1-1	1.000	0-0	—	0	0	0	0	0	0	3
Loyola*	16	0-0	—	0-0	—	0-0	—	1	0	0	0	0	0	0
American*	15	4-8	.500	2-5	.400	0-1	.000	1	2	0	1	0	0	10
Navy*	17	1-5	.200	0-3	.000	0-1	.000	1	1	2	2	0	2	2
Lafayette*	20	7-9	.778	1-2	.500	0-0	—	5	0	2	1	0	0	15
Loyola*	17	3-5	.600	1-2	.500	0-0	—	2	1	1	0	0	0	7
Boston U.*	17	0-5	.000	0-4	.000	0-0	—	1	0	2	2	0	1	0
Lehigh*	7	0-1	.000	0-1	.000	0-0	—	2	2	0	0	0	0	0
Holy Cross*	11	2-4	.500	1-3	.333	0-0	—	3	1	2	1	0	0	5
Colgate*	12	1-2	.500	1-1	1.000	0-0	—	1	1	0	0	0	0	3
Lafayette*	17	8-9	.889	5-6	.833	0-0	—	2	1	0	0	1	0	21
Navy*	18	2-6	.333	1-5	.200	0-0	—	2	1	1	0	0	0	5
Army*	24	5-10	.500	5-9	.556	2-2	1.000	3	0	0	2	0	0	17
Holy Cross^	23	3-7	.429	3-7	.429	0-0	—	2	0	1	0	0	2	9
Lehigh^	22	0-2	.000	0-2	.000	4-4	1.000	1	3	1	0	0	0	4
Colgate^	20	2-4	.500	1-2	.500	0-0	—	2	1	0	1	0	1	5


* Patriot League game ^ Patriot League Tournament Games started in **bold**

#1 • IAN MOTTA • FRESHMAN • FORWARD • 6-6 • 196 • ALLEN, TEXAS • ALLEN

Long, athletic wing player with good range ... outstanding rebounder and defender who can also score in a variety of ways ... figures to play a prominent role early in his career.

HIGH SCHOOL/PERSONAL

Born March 3, 2003 in Santurce, Puerto Rico ... son of Javier and Amy Motta ... has an older sister, Hannah ... part of the Class of 2021 at Allen High School, where he helped the basketball team to a 77-19 record, including a 31-6 mark and a District 9-6A championship during his junior season ... team captain as a senior, when he averaged 19.6 points and 7.1 rebounds per game ... shot 38.7 percent from 3-point range and 80.7 percent from the foul line ... First Team All-District selection as a junior and senior ... played AAU ball with Texas Impact.

**MOTTA'S CAREER HIGHS**

Points:	0
Rebounds:	0
Assists:	0
Steals:	0
Blocks:	0
FG Made:	0
FG Attempted:	0
3-pt FG Made:	0
3-pt FG Attempted:	0
FT Made:	0
FT Attempted:	0

MOTTA'S SEASON HIGHS

Points:	0
Rebounds:	0
Assists:	0
Steals:	0
Blocks:	0
FG Made:	0
FG Attempted:	0
3-pt FG Made:	0
3-pt FG Attempted:	0
FT Made:	0
FT Attempted:	0

MOTTA'S CAREER STATISTICS

Year	G	GS	Min.	Avg.	FGM	FGA	Pct.	3FGM	3FGA	Pct.	FTM	FTA	Pct.	OR	DR	Reb.	RPG	PF	DQ	A	TO	BK	ST	Pts.	PPG
2021-22																									
TOTAL																									

IAN MOTTA'S CAREER GAME-BY-GAME

MOTTA'S 2021-22 GAME-BY-GAME STATISTICS

Opponent	Min.	FG-A	Pct.	3FG-A	Pct.	FT-A	Pct.	RB	PF	A	TO	B	S	PTS
NC State														
Penn														
Rider														
Illinois State														
Mercer														
MTSU/Rider														
Siena														
St. Francis														
Hofstra														
Princeton														
La Salle														
Richmond														
Albany														
Boston U.*														
Army*														
Navy*														
Loyola*														
Lehigh*														
American*														
Colgate*														
Holy Cross*														
Navy*														
Loyola*														
Colgate*														
Lafayette*														
American*														
Holy Cross*														
Lehigh*														
Lafayette*														
Army*														
Boston U.*														

* Patriot League game ^ Patriot League Tournament Games started in **bold**

#12 • BROCK NEWTON • FRESHMAN • FORWARD • 6-7 • 200 • FERGUS, ONTARIO • TORONTO BASKETBALL ACADEMY

Spring signee who brings tremendous toughness and energy ... played against high-level competition prior to coming to Bucknell ... throughout the preseason showed signs of being an outstanding offensive rebounder.

HIGH SCHOOL/PERSONAL

Born June 10, 2002 in Kitchener, Ontario ... parents are Jim Newton and Sara Butcher ... has five siblings, including older brother Cole who plays college basketball at Ottawa University ... younger siblings are Devyn, Hunter, Elle and Jack ... came to Bucknell from Toronto Basketball Academy, where he did a postgraduate year in 2020-21 ... with Canadian basketball on pause due to the COVID-19 pandemic, TBA team traveled to Florida to compete against other top programs and compiled a stellar 25-5 record ... prior to joining Toronto Basketball Academy, played for Southwest Academy and led his grade 12 team in scoring, assists, rebounds and blocked shots ... previously spent three seasons with Centre Wellington District High School, where he earned district MVP honors and helped lead his team to District 10 and Central Western Ontario Secondary Schools Association (CWOSSA) AAA championships in 2018.

**NEWTON'S CAREER HIGHS**

Points:	0
Rebounds:	0
Assists:	0
Steals:	0
Blocks:	0
FG Made:	0
FG Attempted:	0
3-pt FG Made:	0
3-pt FG Attempted:	0
FT Made:	0
FT Attempted:	0

NEWTON'S SEASON HIGHS

Points:	0
Rebounds:	0
Assists:	0
Steals:	0
Blocks:	0
FG Made:	0
FG Attempted:	0
3-pt FG Made:	0
3-pt FG Attempted:	0
FT Made:	0
FT Attempted:	0

NEWTON'S CAREER STATISTICS

Year	G	GS	Min.	Avg.	FGM	FGA	Pct.	3FGM	3FGA	Pct.	FTM	FTA	Pct.	OR	DR	Reb.	RPG	PF	DQ	A	TO	BK	ST	Pts.	PPG
2021-22																									
TOTAL																									

BROCK NEWTON'S CAREER GAME-BY-GAME

NEWTON'S 2021-22 GAME-BY-GAME STATISTICS

Opponent	Min.	FG-A	Pct.	3FG-A	Pct.	FT-A	Pct.	RB	PF	A	TO	B	S	PTS
NC State														
Penn														
Rider														
Illinois State														
Mercer														
MTSU/Rider														
Siena														
St. Francis														
Hofstra														
Princeton														
La Salle														
Richmond														
Albany														
Boston U.*														
Army*														
Navy*														
Loyola*														
Lehigh*														
American*														
Colgate*														
Holy Cross*														
Navy*														
Loyola*														
Colgate*														
Lafayette*														
American*														
Holy Cross*														
Lehigh*														
Lafayette*														
Army*														
Boston U.*														

* Patriot League game ^ Patriot League Tournament Games started in **bold**

#3 • MALACHI RHODES • JUNIOR • FORWARD • 6-8 • 233 • MARIETTA, GA. • WHEELER

High-flying forward who is poised for a bigger role in 2021-22 ... came to Bucknell from an outstanding high school program and has a good understanding of the game ... versatile player who can guard multiple positions ... outstanding rebounder ... has good footwork in the post and can also step out and make shots from the arc.

2020-21

Played in 7 games off the bench ... hit 4-11 FG and totaled 12 pts., 11 reb. in the abbreviated season ... saw time off the bench in each of the opening-weekend games vs. Navy ... finished a 3-pt. play at Navy and scored on a transition layup in the home game vs. the Midshipmen.

2019-20

Appeared in 22 games with 2 starts ... totaled 25 pts., 24 reb., 5 stl. ... shot 39.3 FG% ... scored 1st collegiate pts. with a put-back against Hofstra ... 1st extended min. (17) came vs. Princeton, had 2 pts., 3 reb., 3 stl., 2 blk. ... made 1st career start at Rider ... battled foul trouble but had 2 pts., 6 reb. in 14 min. ... strong 10 min. in home win over Loyola with 6 pts. (2-2 FG, 2-3 FT), 4 reb.

**HIGH SCHOOL/PERSONAL**

Born March 22, 2001 in St. Petersburg, Fla. ... son of Shedrick and Rhonda Rhodes ... has three siblings: older sister Shayla and younger brothers Shedrick and Isaiah ... cousin of former Florida State and Cincinnati Bengals receiver Peter Warrick ... team captain at Wheeler High School, which went 27-4 in 2017-18 and advanced to the state semifinals for the first time in school history ... in 2016-17 the squad went 25-4 and went to the state Elite 8 for the first time ... in 2019 Wheeler returned to state playoffs but was upset in the second round ... 2019 7-A All-State selection ... 2018 Region 5-A Player of the Year and an *Atlanta Journal Constitution* First Team All-State (5A-Private) selection in 2017-18 ... also a First Team All-Region and All-County selection ... named Henry County Junior of the Year ... honorable mention All-Metro ... GACA Junior All-Star ... named to the all-tournament team at the TOC Classic ... No. 14 player in Georgia Class of 2019 by Hoop Seen ... played in the 2019 Layne All-Star Game ... averaged a double-double ... played AAU basketball for Club Elite ... also lettered twice in football at Wheeler ... named to 2020 Patriot League Academic Honor Roll.

RHODES' CAREER HIGHS

Points:	6	vs. Loyola	1/25/2020
Rebounds:	6	at Rider	12/3/2019
Assists:	1	three times	
Steals:	3	vs. Princeton	11/30/2019
Blocks:	2	vs. Princeton	11/30/2019
FG Made:	2	twice	
FG Attempted:	4	three times	
3-pt FG Made:	1	at Colgate	3/10/2021
3-pt FG Att.:	2	vs. Albany	12/7/2019
FT Made:	2	twice	
FT Attempted:	3	vs. Loyola	1/25/2020

RHODES' SEASON HIGHS

Points:	0
Rebounds:	0
Assists:	0
Steals:	0
Blocks:	0
FG Made:	0
FG Attempted:	0
3-pt FG Made:	0
3-pt FG Attempted:	0
FT Made:	0
FT Attempted:	0

RHODES' CAREER STATISTICS

Year	G	GS	Min.	Avg.	FGM	FGA	Pct.	3FGM	3FGA	Pct.	FTM	FTA	Pct.	OR	DR	Reb.	RPG	PF	DQ	A	TO	BK	ST	Pts.	PPG
2019-20	22	2	125	5.7	11	28	.393	0	5	.000	3	7	.429	14	10	24	1.1	13	0	1	5	3	5	25	1.1
2020-21	7	0	50	7.1	4	11	.364	1	4	.250	3	3	1.000	0	11	11	1.6	3	0	2	3	1	0	12	1.7
2021-22																									
TOTAL	29	2	175	6.0	15	39	.385	1	9	.111	6	10	.600	14	21	35	1.2	16	0	3	8	4	5	37	1.3

MALACHI RHODES CAREER GAME-BY-GAME

RHODES' 2021-22 GAME-BY-GAME STATISTICS

Opponent	Min.	FG-A	Pct.	3FG-A	Pct.	FT-A	Pct.	RB	PF	A	TO	B	S	PTS
NC State														
Penn														
Rider														
Illinois State														
Mercer														
MTSU/Rider														
Siena														
St. Francis														
Hofstra														
Princeton														
La Salle														
Richmond														
Albany														
Boston U.*														
Army*														
Navy*														
Loyola*														
Lehigh*														
American*														
Colgate*														
Holy Cross*														
Navy*														
Loyola*														
Colgate*														
Lafayette*														
American*														
Holy Cross*														
Lehigh*														
Lafayette*														
Army*														
Boston U.*														

* Patriot League game ^ Patriot League Tournament Games started in **bold**

RHODES' 2020-21 GAME-BY-GAME STATISTICS

Opponent	Min.	FG-A	Pct.	3FG-A	Pct.	FT-A	Pct.	RB	PF	A	TO	B	S	PTS
Navy	9	1-2	.500	0-1	.000	1-1	1.000	0	1	0	1	0	0	3
Navy	6	1-1	1.000	0-0	—	0-0	—	2	2	0	0	0	0	2
Lafayette*	18	0-2	.000	0-1	.000	2-2	1.000	5	0	1	1	1	0	2
Lafayette*	7	0-1	.000	0-1	.000	0-0	—	1	0	1	0	0	0	0
Lehigh*														
Lehigh*	1	0-0	—	0-0	—	0-0	—	0	0	0	0	0	0	0
Lehigh*														
Lehigh*	6	1-4	.250	0-0	—	0-0	—	2	0	0	1	0	0	2
American														
American														
Lafayette^														
Colgate^	3	1-1	1.000	1-1	1.000	0-0	—	1	0	0	0	0	0	3

* Patriot League Central Division game ^ Patriot League Tournament Games started in **bold**


RHODES' 2019-20 GAME-BY-GAME STATISTICS

Opponent	Min.	FG-A	Pct.	3FG-A	Pct.	FT-A	Pct.	RB	PF	A	TO	B	S	PTS
Fairfield	1	0-0	—	0-0	—	0-0	—	0	0	0	0	0	0	0
Vermont	1	0-0	—	0-0	—	0-0	—	0	0	0	0	0	0	0
Hofstra	3	1-2	.500	0-0	—	0-0	—	1	0	0	1	0	0	2
Canisius														
Penn State	3	0-0	—	0-0	—	0-0	—	0	0	0	0	0	0	0
Syracuse	2	0-0	—	0-0	—	0-0	—	0	0	0	0	0	0	0
Seattle														
Yale	3	0-0	—	0-0	—	0-0	—	0	0	0	0	0	0	0
Princeton	17	1-4	.250	0-0	—	0-0	—	3	2	0	1	2	3	2
Rider	14	1-4	.250	0-1	.000	0-0	—	6	4	0	1	0	0	2
Albany	18	1-3	.333	0-2	.000	0-1	.000	2	4	0	0	0	2	2
Siena	5	0-1	.000	0-0	—	0-0	—	0	1	0	0	0	0	0
La Salle														
Army*														
Lafayette*	2	0-2	.000	0-0	—	0-0	—	0	0	0	0	0	0	0
Navy*	5	0-1	.000	0-0	—	0-0	—	1	0	0	0	1	0	0
Holy Cross*	1	0-1	.000	0-0	—	0-0	—	0	0	0	0	0	0	0
American*	13	0-1	.000	0-0	—	0-0	—	1	1	1	0	0	0	0
Lehigh*														
Colgate*	5	2-2	1.000	0-0	—	0-2	.000	1	1	0	0	0	0	4
Loyola*	10	2-2	1.000	0-0	—	2-3	.667	4	0	0	1	0	0	6
Army*														
Boston U.*	2	0-0	—	0-0	—	0-0	—	0	0	0	0	0	0	0
Lafayette*	4	0-1	.000	0-1	.000	0-0	—	0	0	0	0	0	0	0
Loyola*	6	1-2	.500	0-0	—	1-1	1.000	3	0	0	0	0	0	3
Navy*	3	1-1	1.000	0-0	—	0-0	—	1	0	0	1	0	0	2
American*														
Holy Cross*	4	1-1	1.000	0-0	—	0-0	—	1	0	0	0	0	0	2
Lehigh*	2	0-0	—	0-0	—	0-0	—	0	0	0	0	0	0	0
Colgate*														
Boston U.*														
Holy Cross^														
American^														
Boston U.^														

* Patriot League game ^ Patriot League Tournament Games started in **bold**

#21 • XANDER RICE • JUNIOR • GUARD • 6-3 • 185 • WEST LONG BRANCH, N.J. • THE PATRICK SCHOOL

High-level combo guard who saw rotation minutes right from the start of his rookie year, and then had a breakout sophomore campaign playing primarily at the point ... excellent ball-handler who can push the ball up the floor and finish at the rim ... able to make shots at all three levels ... typical of a coach's son, brings a level of consistency and a good sense of the game to the college level ... product of high school programs that have produced major talent.

**2020-21**

Enjoyed a strong season in his first year as the starting point guard ... one of the league's most-improved players ... started all 12 games and averaged 10.5 ppg, 2.5 rpg, 3.3 apg ... 39 asst. and only 18 TOs ... shot 50.0 FG%, team-best 42.4 3FG%, 77.8 FT% ... one of three PL guards to shoot 50% or better from the field ... ranked 6th in the PL in assists and 3rd in asst./TO ratio ... also 6th in 3FG% ... scored in double figures 6 times ... recorded a career-high 13 pts. with 5 asst. on opening night at Navy ... blew past that mark with 23 pts. at Lafayette on Jan. 10 (9-14 FG, 1-1 3FG, 4-5 FT) ... also had 4 asst., 0 TO ... previous career high was 3 made FGs in a game before making 9 in Easton ... converted 3 3-pt. plays in that game ... solid weekend (1/30-31) in sweep of Lehigh ... hit 4-4 FG and had 8 pts., 3 asst., 0 TOs in road win, then 8 pts., career-high 7 asst. in home rout a day later ... pair of good games vs. American: 10 pts., 6 asst. at home; 16 pts. (7-7 FG) away ... huge game in PL quarterfinal win at Lafayette with 19 pts. (6-10 FG, 4-6 3FG, 3-4 FT) ... 4 3FGs were a career high.

2019-20

Played in all 34 games off the bench ... one of two Bison to play in every game ... averaged 2.8 ppg, 0.8 rpg, 1.3 apg ... 44 assists against 31 turnovers and also had 21 steals ... played well off the bench on opening night, logging 3 asst. without a TO and a +8 rating in 12 min. ... first career pts. came on a couple of FTs in home opener vs. Vermont ... had 5 pts., 6 reb., 0 TOs vs. Yale in Orlando ... strong game at home vs. Navy with season-high 9 pts. (3-4 FG, 1-2 3FG, 2-2 FT), 2 stl. ... 3 asst., 3 stl. in home PL Tourney win over Holy Cross.

PERSONAL/HIGH SCHOOL

Born Jan. 3, 2001 in Los Angeles, Calif. ... son of Summer and King Rice ... has a younger brother, Julian ... father was a McDonald's All-American who went on to star at North Carolina ... he is currently the head men's basketball coach at Monmouth ... mother played volleyball at UNC ... began his high school career at the legendary St. Anthony High School in Jersey City, where he played for two years and started as a sophomore for Hall-of-Fame coach Bob Hurley ... averaged better than 11 points per game for a team that finished 23-6 ... after the school closed, played at Mater Dei Prep as a junior and then at The Patrick School (formerly known as St. Patrick), which has produced many future basketball stars, most notably Kyrie Irving ... Second Team All-Section selection as a junior and senior ... scored 800 points in his three seasons of varsity basketball ... played in the state semifinals as a sophomore and senior, and his teams played in conference championship games in 2018 and 2019 ... also spent two summers with the We R 1 AAU team, and he played in two national championship tournaments ... majoring in psychology ... named to 2020 Patriot League Academic Honor Roll.

RICE'S CAREER HIGHS

Points:	23	at Lafayette	1/10/2021
Rebounds:	5	vs. Navy	1/3/2021
Assists:	7	vs. Lehigh	1/31/2021
Steals:	3	twice	
Blocks:	1	vs. American	2/27/2021
FG Made:	9	at Lafayette	1/10/2021
FG Attempted:	12	at Navy	1/2/2021
3-pt FG Made:	4	at Lafayette	3/6/2021
3-pt FG Att.:	6	twice	
FT Made:	5	at Navy	1/2/2021
FT Attempted:	6	twice	

RICE'S SEASON HIGHS

Points:	0
Rebounds:	0
Assists:	0
Steals:	0
Blocks:	0
FG Made:	0
FG Attempted:	0
3-pt FG Made:	0
3-pt FG Attempted:	0
FT Made:	0
FT Attempted:	0

RICE'S CAREER STATISTICS

Year	G	GS	Min.	Avg.	FGM	FGA	Pct.	3FGM	3FGA	Pct.	FTM	FTA	Pct.	OR	DR	Reb.	RPG	PF	DQ	A	TO	BK	ST	Pts.	PPG
2019-20	34	0	435	12.8	28	82	.341	5	28	.179	19	25	.760	1	25	26	0.8	31	0	44	31	0	21	80	2.4
2020-21	12	12	338	28.2	42	84	.500	14	33	.424	28	36	.778	3	27	30	2.5	23	0	39	18	1	8	126	10.5
2021-22																									
TOTAL	46	12	773	16.8	70	166	.422	19	61	.311	47	61	.770	4	52	56	1.2	54	0	83	49	1	29	206	4.5

XANDER RICE CAREER GAME-BY-GAME

RICE'S 2021-22 GAME-BY-GAME STATISTICS

Opponent	Min.	FG-A	Pct.	3FG-A	Pct.	FT-A	Pct.	RB	PF	A	TO	B	S	PTS
NC State														
Penn														
Rider														
Illinois State														
Mercer														
MTSU/Rider														
Siena														
St. Francis														
Hofstra														
Princeton														
La Salle														
Richmond														
Albany														
Boston U.*														
Army*														
Navy*														
Loyola*														
Lehigh*														
American*														
Colgate*														
Holy Cross*														
Navy*														
Loyola*														
Colgate*														
Lafayette*														
American*														
Holy Cross*														
Lehigh*														
Lafayette*														
Army*														
Boston U.*														

* Patriot League game ^ Patriot League Tournament Games started in **bold**

RICE'S 2020-21 GAME-BY-GAME STATISTICS

Opponent	Min.	FG-A	Pct.	3FG-A	Pct.	FT-A	Pct.	RB	PF	A	TO	B	S	PTS
Navy	32	3-12	.250	2-6	.333	5-6	.833	2	4	5	2	0	1	13
Navy	32	1-5	.200	0-1	.000	2-2	1.000	5	2	3	1	0	0	4
Lafayette*	23	3-5	.600	1-1	1.000	2-4	.500	2	2	3	2	0	0	9
Lafayette*	31	9-14	.643	1-1	1.000	4-5	.800	3	3	4	0	0	1	23
Lehigh*	25	2-4	.500	2-3	.667	4-4	1.000	1	1	4	1	0	1	10
Lehigh*	23	1-5	.200	1-4	.250	1-2	.500	1	3	2	1	0	1	4
Lehigh*	22	4-4	1.000	0-0	—	0-0	—	0	0	3	0	0	0	8
Lehigh*	21	2-4	.500	1-3	.333	3-3	1.000	4	1	7	2	0	1	8
American	37	3-8	.375	0-2	.000	4-6	.667	4	3	6	3	1	0	10
American	33	7-7	1.000	2-2	1.000	0-0	—	1	0	1	2	0	2	16
Lafayette^	36	6-10	.600	4-6	.667	3-4	.750	3	1	0	2	0	1	19
Colgate^	25	1-6	.167	0-4	.000	0-0	—	4	3	1	2	0	0	2

* Patriot League Central Division game ^ Patriot League Tournament Games started in **bold**

RICE'S 2019-20 GAME-BY-GAME STATISTICS

Opponent	Min.	FG-A	Pct.	3FG-A	Pct.	FT-A	Pct.	RB	PF	A	TO	B	S	PTS
Fairfield	12	0-2	.000	0-1	.000	0-0	—	1	0	3	0	0	0	0
Vermont	9	0-0	—	0-0	—	2-4	.500	1	2	1	1	0	0	2
Hofstra	13	0-2	.000	0-1	.000	0-0	—	1	1	3	2	0	0	0
Canisius	10	0-0	—	0-0	—	0-0	—	0	1	3	1	0	0	0
Penn State	15	0-3	.000	0-2	.000	0-0	—	0	0	0	3	0	0	0
Syracuse	13	0-2	.000	0-1	.000	2-2	1.000	2	0	1	2	0	0	2
Seattle	7	0-1	.000	0-0	—	0-0	—	0	0	0	0	0	0	0
Yale	20	2-3	.667	1-1	1.000	0-0	—	2	1	6	0	0	0	5
Princeton	12	0-0	—	0-0	—	0-0	—	0	2	1	1	0	0	0
Rider	9	2-4	.500	1-2	.500	0-0	—	0	0	0	3	0	1	5
Albany	13	0-2	.000	0-2	.000	0-0	—	0	1	0	1	0	1	0
Siena	17	2-3	.667	0-0	—	0-0	—	1	1	2	3	0	0	4
La Salle	15	1-4	.250	0-1	.000	2-2	1.000	2	1	0	1	0	2	4
Army*	7	0-0	—	0-0	—	0-0	—	0	0	1	1	0	1	0
Lafayette*	20	2-3	.667	0-0	—	0-2	.000	3	1	2	0	0	1	4
Navy*	12	3-4	.750	1-2	.500	2-2	1.000	0	2	0	0	0	2	9
Holy Cross*	12	3-6	.500	0-0	—	0-0	—	0	2	0	0	0	2	6
American*	27	2-4	.500	1-2	.500	3-3	1.000	0	1	0	1	0	1	8
Lehigh*	12	0-1	.000	0-0	—	0-0	—	3	1	4	0	0	0	0
Colgate*	13	1-2	.500	0-0	—	0-0	—	0	0	1	0	0	3	2
Loyola*	27	2-9	.222	0-5	.000	4-4	1.000	0	3	0	2	0	1	8
Army*	10	0-3	.000	0-2	.000	0-0	—	1	2	2	0	0	0	0
Boston U.*	15	2-6	.333	0-0	—	1-2	.500	2	0	1	2	0	1	5
Lafayette*	13	0-2	.000	0-2	.000	1-2	.500	0	1	1	0	0	0	1
Loyola*	10	1-4	.250	0-0	—	2-2	1.000	1	2	2	1	0	1	4
Navy*	4	0-0	—	0-0	—	0-0	—	1	0	1	2	0	0	0
American*	13	1-3	.333	0-1	.000	0-0	—	1	1	2	1	0	0	2
Holy Cross*	11	0-1	.000	0-1	.000	0-0	—	1	1	1	1	0	1	0
Lehigh*	8	0-0	—	0-0	—	0-0	—	0	0	1	0	0	0	0
Colgate*	6	0-0	—	0-0	—	0-0	—	1	2	0	0	0	0	0
Boston U.*	10	1-2	.500	1-1	1.000	0-0	—	1	0	1	0	0	0	3
Holy Cross^	13	1-1	1.000	0-0	—	0-0	—	2	0	3	0	0	3	2
American^	14	1-2	.500	0-0	—	0-0	—	0	1	1	1	0	0	2
Boston U.^	7	1-3	.333	0-1	.000	0-0	—	0	0	0	1	0	0	2

* Patriot League game ^ Patriot League Tournament Games started in **bold**

#23 • ANDRE SCREEN • SOPHOMORE • CENTER • 7-0 • 251 • ALEXANDRIA, VA. • ST. STEPHEN'S & ST. AGNES SCHOOL

Promising young center who is Bucknell's first 7-footer ... has shown a soft touch around the basket as well as shooting range that extends beyond the 3-point arc ... adept shot-blocker and rebounder.

2020-21

Enjoyed a productive rookie season and was one of the Patriot League's top newcomers ... played in 10 games with 2 starts ... missed 2 games vs. American late in the year due to COVID-19 protocols ... averaged 7.8 ppg, 6.6 rpg, 1.5 bpg ... shot 60.7 FG%, 58.8 FT% ... starting center for both games vs. Navy on opening weekend ... made a nice debut with 8 pts., 4 reb. in opener in Annapolis, then had 11 pts., 7 reb. at home the following night ... named PL Rookie of Week ... strong off bench 7 pts., 9 reb. in 1/17 win at Lehigh ... 2 very good games in 1/30-31 sweep of Lehigh ... combined for 14 pts. (6-8 FG), 16 reb. in 38 min. in the 2 wins ... logged 9 pts., 6 reb. in 15 min. in PL quarterfinal win over Lafayette ... had 8 pts., 6 reb. in PL semifinal at Colgate.

HIGH SCHOOL/PERSONAL

Andre Chester Screen ... born Dec. 3, 2001 in Alexandria, Va. ... son of Phillip and Deborah Screen ... as a junior helped Saint Stephen's & Saint Agnes School to a 27-3 record and its first Virginia Independent Schools Athletic Association (VISAA) Division I state championship since 1990 ... the team also captured the Interstate Athletic Conference title ... in 2019-20 the team finished 30-4 and returned to the state championship game before falling in the final ... First Team 2020 Div. 1 VISAA All-State selection selection as a senior, when he averaged 12.1 points and 6.4 rebounds per game ... played AAU ball for DC Thunder and DC Premier ... undeclared major within the Freeman College of Management.

**SCREEN'S CAREER HIGHS**

Points:	11	vs. Navy	1/3/2021
Rebounds:	9	twice	
Assists:	2	twice	
Steals:	2	vs. Lafayette	1/9/2021
Blocks:	3	twice	
FG Made:	5	vs. Navy	1/3/2021
FG Attempted:	9	vs. Navy	1/3/2021
3-pt FG Made:	0		
3-pt FG Att.:	1	vs. Navy	1/3/2021
FT Made:	3	vs. Lehigh	1/16/2021
FT Attempted:	4	vs. Lehigh	1/16/2021

SCREEN'S SEASON HIGHS

Points:	0
Rebounds:	0
Assists:	0
Steals:	0
Blocks:	0
FG Made:	0
FG Attempted:	0
3-pt FG Made:	0
3-pt FG Attempted:	0
FT Made:	0
FT Attempted:	0

SCREEN'S CAREER STATISTICS

Year	G	GS	Min.	Avg.	FGM	FGA	Pct.	3FGM	3FGA	Pct.	FTM	FTA	Pct.	OR	DR	Reb.	RPG	PF	DQ	A	TO	BK	ST	Pts.	PPG
2020-21	10	2	189	18.9	34	56	.607	0	1	.000	10	17	.588	11	55	66	6.6	30	1	6	10	15	5	78	7.8
2021-22																									
TOTAL	10	2	189	18.9	34	56	.607	0	1	.000	10	17	.588	11	55	66	6.6	30	1	6	10	15	5	78	7.8

ANDRE SCREEN'S CAREER GAME-BY-GAME

SCREEN'S 2021-22 GAME-BY-GAME STATISTICS

Opponent	Min.	FG-A	Pct.	3FG-A	Pct.	FT-A	Pct.	RB	PF	A	TO	B	S	PTS
NC State														
Penn														
Rider														
Illinois State														
Mercer														
MTSU/Rider														
Siena														
St. Francis														
Hofstra														
Princeton														
La Salle														
Richmond														
Albany														
Boston U.*														
Army*														
Navy*														
Loyola*														
Lehigh*														
American*														
Colgate*														
Holy Cross*														
Navy*														
Loyola*														
Colgate*														
Lafayette*														
American*														
Holy Cross*														
Lehigh*														
Lafayette*														
Army*														
Boston U.*														

* Patriot League game ^ Patriot League Tournament Games started in **bold**

SCREEN'S 2020-21 GAME-BY-GAME STATISTICS

Opponent	Min.	FG-A	Pct.	3FG-A	Pct.	FT-A	Pct.	RB	PF	A	TO	B	S	PTS
Navy	21	4-7	.571	0-0	—	0-1	.000	4	4	0	1	1	1	8
Navy	20	5-9	.556	0-1	.000	1-2	.500	7	5	0	1	1	0	11
Lafayette*	19	3-4	.750	0-0	—	2-3	.667	6	3	1	0	3	2	8
Lafayette*	19	4-6	.667	0-0	—	0-0	—	5	3	2	2	2	0	8
Lehigh*	16	1-6	.167	0-0	—	3-4	.750	7	2	1	1	1	0	5
Lehigh*	20	3-5	.600	0-0	—	1-2	.500	9	2	0	0	1	1	7
Lehigh*	20	3-4	.750	0-0	—	2-3	.667	7	4	2	0	0	0	8
Lehigh*	18	3-4	.750	0-0	—	0-0	—	9	1	0	1	3	0	6
American	DNP—INJ													
American	DNP—INJ													
Lafayette^	15	4-5	.800	0-0	—	1-2	.500	6	3	0	3	1	0	9
Colgate^	21	4-6	.667	0-0	—	0-0	—	6	3	0	1	2	1	8

* Patriot League Central Division game ^ Patriot League Tournament Games started in **bold**

#40 • ALEX TIMMERMAN • JUNIOR • CENTER • 6-9 • 265 • CRYSTAL LAKE, ILL. • CRYSTAL LAKE CENTRAL

Big, strong center who can carve out space around the rim ... excellent footwork for a player of his size ... able to score away from the basket as well ... good passer out of the low post ... physical presence who gives Bucknell good depth in the frontcourt.

2020-21

Played in 8 games in a reserve role ... totaled 11 pts., 10 reb., and hit 4-11 FG ... saw time off the bench in both games vs. Navy, scoring 5 pts. in a season-high 17 min. on opening night.

2019-20

Played in 15 games as a reserve center ... totaled 19 pts., 15 reb., while shooting 8-16 FG ... saw 1st extended minutes at Rider and tallied 7 pts. (3-5 FG, 1-2 3FG) in 22 min.

PERSONAL/HIGH SCHOOL

Born Feb. 19, 2001 in Woodstock, Ill. ... son of Matthew and Lauren Timmerman ... has two younger sisters, Madeline and McKenna ... mother played volleyball at Valparaiso ... uncle, Rich Stanfel, played basketball at Ohio University ... 2019 graduate of Crystal Lake Central H.S. ... as a senior helped his team to a 21-12 record and a share of the Fox Valley Conference title ... First Team All-Area and All-Conference and Class 4A Honorable Mention All-State in 2018 and 2019 ... eclipsed the 1,000-point mark as a junior ... as a senior averaged 17.4 points and 9.2 rebounds per game ... as a junior averaged 15.7 points, 9.3 rebounds, 1.9 assists and 1.8 blocked shots while shooting 57 percent ... also spent two grassroots seasons with Fundamental University ... majoring in sociology ... named to 2020 and 2021 Patriot League Academic Honor Roll.

**TIMMERMAN'S CAREER HIGHS**

Points:	7	at Rider	12/3/2019
Rebounds:	2	seven times	
Assists:	1	five times	
Steals:	2	vs. Albany	12/7/2019
Blocks:	1	three times	
FG Made:	3	at Rider	12/3/2019
FG Attempted:	5	twice	
3-pt FG Made:	1	twice	
3-pt FG Att.:	2	at Rider	12/3/2019
FT Made:	2	vs. Navy	1/8/2020
FT Attempted:	2	four times	

TIMMERMAN'S SEASON HIGHS

Points:	0
Rebounds:	0
Assists:	0
Steals:	0
Blocks:	0
FG Made:	0
FG Attempted:	0
3-pt FG Made:	0
3-pt FG Attempted:	0
FT Made:	0
FT Attempted:	0

TIMMERMAN'S CAREER STATISTICS

Year	G	GS	Min.	Avg.	FGM	FGA	Pct.	3FGM	3FGA	Pct.	FTM	FTA	Pct.	OR	DR	Reb.	RPG	PF	DQ	A	TO	BK	ST	Pts.	PPG
2019-20	15	0	84	5.6	8	16	.500	1	3	.333	2	5	.400	6	9	15	1.0	16	2	3	6	2	3	19	1.3
2020-21	8	0	54	6.8	4	11	.364	1	4	.250	2	4	.500	3	7	10	1.3	7	0	2	1	1	0	11	1.4
2021-22																									
TOTAL	23	0	138	6.0	12	27	.444	2	7	.286	4	9	.444	9	16	25	1.1	23	2	5	7	3	3	30	1.3

ALEX TIMMERMAN CAREER GAME-BY-GAME

TIMMERMAN'S 2021-22 GAME-BY-GAME STATISTICS

Opponent	Min.	FG-A	Pct.	3FG-A	Pct.	FT-A	Pct.	RB	PF	A	TO	B	S	PTS
NC State														
Penn														
Rider														
Illinois State														
Mercer														
MTSU/Rider														
Siena														
St. Francis														
Hofstra														
Princeton														
La Salle														
Richmond														
Albany														
Boston U.*														
Army*														
Navy*														
Loyola*														
Lehigh*														
American*														
Colgate*														
Holy Cross*														
Navy*														
Loyola*														
Colgate*														
Lafayette*														
American*														
Holy Cross*														
Lehigh*														
Lafayette*														
Army*														
Boston U.*														

* Patriot League game ^ Patriot League Tournament Games started in **bold**

TIMMERMAN'S 2020-21 GAME-BY-GAME STATISTICS

Opponent	Min.	FG-A	Pct.	3FG-A	Pct.	FT-A	Pct.	RB	PF	A	TO	B	S	PTS
Navy	17	2-5	.400	0-1	.000	1-2	.500	2	2	0	0	0	0	5
Navy	6	0-3	.000	0-1	.000	0-0	—	2	1	1	0	0	0	0
Lafayette*	1	1-1	1.000	1-1	1.000	0-0	—	0	0	1	0	0	0	0
Lafayette*														
Lehigh*														
Lehigh*	1	0-0	—	0-0	—	1-2	.500	0	0	0	0	0	0	1
Lehigh*	13	0-1	.000	0-1	.000	0-0	—	2	1	0	0	1	0	0
Lehigh*	4	0-0	—	0-0	—	0-0	—	1	0	0	0	0	0	0
American														
American														
Lafayette^	9	0-0	—	0-0	—	0-0	—	2	2	0	1	0	0	0
Colgate^	2	1-1	1.000	0-0	—	0-0	—	1	0	0	0	0	0	2

* Patriot League Central Division game ^ Patriot League Tournament Games started in **bold**

TIMMERMAN'S 2019-20 GAME-BY-GAME STATISTICS

Opponent	Min.	FG-A	Pct.	3FG-A	Pct.	FT-A	Pct.	RB	PF	A	TO	B	S	PTS
Fairfield														
Vermont														
Hofstra														
Canisius														
Penn State	3	0-0	—	0-0	—	0-0	—	1	0	0	0	0	0	0
Syracuse	2	0-0	—	0-0	—	0-0	—	0	0	0	1	0	0	0
Seattle														
Yale	3	0-0	—	0-0	—	0-0	—	0	0	0	1	0	0	0
Princeton														
Rider	22	3-5	.600	1-2	.500	0-1	—	1	5	1	0	1	0	7
Albany	16	2-2	1.000	0-0	—	0-0	—	2	5	0	0	0	2	4
Siena	10	1-3	.333	0-1	.000	0-0	—	2	2	0	0	1	0	2
La Salle														
Army*	7	0-0	—	0-0	—	0-0	—	1	2	0	2	0	1	0
Lafayette*	8	0-2	.000	0-0	—	0-0	—	2	0	0	1	0	0	0
Navy*	3	0-0	—	0-0	—	2-2	1.000	1	2	0	0	0	0	2
Holy Cross*	1	0-0	—	0-0	—	0-0	—	1	0	1	0	0	0	0
American*														
Lehigh*														
Colgate*	1	0-0	—	0-0	—	0-0	—	1	0	0	0	0	0	0
Loyola*	2	1-1	1.000	0-0	—	0-0	—	0	0	0	0	0	0	2
Army*														
Boston U.*	2	0-1	.000	0-0	—	0-2	.000	2	0	0	0	0	0	0
Lafayette*														
Loyola*														
Navy*	2	0-0	—	0-0	—	0-0	—	0	0	0	0	0	0	0
American*														
Holy Cross*	2	1-2	.500	0-0	—	0-0	—	1	0	1	1	0	0	2
Lehigh*														
Colgate*														
Boston U.*														
Holy Cross^														
American^														
Boston U.^														

* Patriot League game ^ Patriot League Tournament Games started in **bold**

#32 • JAKE VAN DER HEIJDEN • JUNIOR • FORWARD • 6-9 • 218 • RALEIGH, N.C. • RAVENSCROFT

Long, lefty forward with deep shooting range ... has worked hard to get stronger since arriving at Bucknell ... gets great elevation on his shot and has a ton of confidence in his scoring ability ... good athlete who can play both forward positions.

2020-21


Appeared in all 12 games with 4 starts at the "4" spot ... averaged 3.3 ppg, 1.1 rpg ... shot 39.4 FG%, 36.4 3FG%, 60.0 FT% ... drew a starting assignment in both games of the Navy series on opening weekend ... totaled 13 pts., one shy of his 2019-20 total ... hit a 3FG in both games ... set career highs with 6 pts., 5 reb., 4 asst. in the opener at Navy, then tallied 7 pts. in the 2nd game ... matched season high with 7 pts. in home game vs. American.

2019-20

Saw action in 19 games off the bench ... totaled 14 pts., 11 reb. ... first career points came on a jumper at Syracuse ... hit 2 3FGs for 6 pts. vs. Yale ... hit pair of big 2nd-half 3FGs in tight game vs. Navy.

PERSONAL/HIGH SCHOOL

Born July 4, 2000 in Raleigh, N.C. ... son of Allard and Kim van der Heijden ... has a younger brother, Eric ... father played professional basketball in The Netherlands ... mother played college basketball at UMass Lowell and later played professionally ... uncle, Bill Brigham, played at George Washington ... team captain at Ravenscroft ... hit 67 3-pointers and averaged 13.7 points per game as a senior ... six 20-point games, with a high of 25 against Providence Day ... averaged 13.5 points per game as a junior in 2018 ... team's leading scorer at the 2018 MLK Showcase with 36 points (6-for-7 3-point shooting) ... earned TSIAC All-Conference honors ... No. 16 ranked player in the state of North Carolina by Phenom Hoops Report ... Phenom national showcase game MVP ... high school team won four straight conference titles ... team also won the South Granville Holiday Invitational in 2018 and the John Wall Holiday Invitational in 2016 ... also played for Team Wall on the Adidas Gold Gauntlet, where he started and averaged 12 points per game ... majoring in electrical engineering.

**VAN DER HEIJDEN'S CAREER HIGHS**

Points:	7	twice	
Rebounds:	5	at Navy	1/2/2021
Assists:	4	at Navy	1/2/2021
Steals:	1	seven times	
Blocks:	2	twice	
FG Made:	3	vs. Navy	1/3/2021
FG Attempted:	6	at American	2/28/2021
3-pt FG Made:	2	four times	
3-pt FG Att.:	5	at American	2/28/2021
FT Made:	3	at Colgate	3/10/2021
FT Attempted:	6	at Colgate	3/10/2021

VAN DER HEIJDEN'S SEASON HIGHS

Points:	0
Rebounds:	0
Assists:	0
Steals:	0
Blocks:	0
FG Made:	0
FG Attempted:	0
3-pt FG Made:	0
3-pt FG Attempted:	0
FT Made:	0
FT Attempted:	0

VAN DER HEIJDEN'S CAREER STATISTICS

Year	G	GS	Min.	Avg.	FGM	FGA	Pct.	3FGM	3FGA	Pct.	FTM	FTA	Pct.	OR	DR	Reb.	RPG	PF	DQ	A	TO	BK	ST	Pts.	PPG
2019-20	19	0	100	5.3	5	20	.250	4	14	.286	0	0	.000	3	8	11	0.6	11	0	3	4	3	3	14	0.7
2020-21	12	4	157	13.1	13	33	.394	8	22	.364	6	10	.600	4	9	13	1.1	17	0	9	9	2	4	40	3.3
2021-22																									
TOTAL	31	4	257	8.3	18	53	.340	12	36	.333	6	10	.600	7	17	24	0.8	28	0	12	13	5	7	54	1.7

JAKE VAN DER HEIJDEN'S CAREER GAME-BY-GAME

VAN DER HEIJDEN'S 2021-22 GAME-BY-GAME STATISTICS

Opponent	Min.	FG-A	Pct.	3FG-A	Pct.	FT-A	Pct.	RB	PF	A	TO	B	S	PTS
NC State														
Penn														
Rider														
Illinois State														
Mercer														
MTSU/Rider														
Siena														
St. Francis														
Hofstra														
Princeton														
La Salle														
Richmond														
Albany														
Boston U.*														
Army*														
Navy*														
Loyola*														
Lehigh*														
American*														
Colgate*														
Holy Cross*														
Navy*														
Loyola*														
Colgate*														
Lafayette*														
American*														
Holy Cross*														
Lehigh*														
Lafayette*														
Army*														
Boston U.*														

* Patriot League game ^ Patriot League Tournament Games started in **bold**

VAN DER HEIJDEN'S 2020-21 GAME-BY-GAME STATISTICS

Opponent	Min.	FG-A	Pct.	3FG-A	Pct.	FT-A	Pct.	RB	PF	A	TO	B	S	PTS
Navy	29	2-5	.400	1-3	.333	1-2	.500	5	3	4	0	0	0	6
Navy	22	3-5	.600	1-3	.333	0-0	—	2	0	1	3	0	1	7
Lafayette*	14	1-2	.500	0-1	.000	0-0	—	0	4	2	1	2	0	2
Lafayette*	15	1-1	1.000	1-1	1.000	0-0	—	2	0	0	0	0	0	3
Lehigh*	15	2-5	.400	2-4	.500	0-0	—	0	1	2	0	0	0	6
Lehigh*	7	0-2	.000	0-0	—	0-0	—	1	0	0	1	0	1	0
Lehigh*	4	0-0	—	0-0	—	0-0	—	1	0	0	1	0	0	0
Lehigh*	8	0-2	.000	0-1	.000	0-0	—	1	1	0	0	0	0	0
American	11	2-4	.500	1-3	.333	2-2	1.000	2	3	0	1	0	1	7
American	22	2-6	.333	2-5	.400	0-0	—	0	2	0	2	0	1	6
Lafayette^	3	0-0	—	0-0	—	0-0	—	2	0	0	0	0	0	0
Colgate^	8	0-1	.000	0-1	.000	3-6	.500	0	0	0	0	0	0	3

* Patriot League Central Division game ^ Patriot League Tournament Games started in **bold**

VAN DER HEIJDEN'S 2019-20 GAME-BY-GAME STATISTICS

Opponent	Min.	FG-A	Pct.	3FG-A	Pct.	FT-A	Pct.	RB	PF	A	TO	B	S	PTS
Fairfield		DNP												
Vermont		DNP												
Hofstra	2	0-1	.000	0-1	.000	0-0	—	0	0	0	0	0	0	0
Canisius		DNP												
Penn State	2	0-1	.000	0-0	—	0-0	—	0	1	0	1	0	0	0
Syracuse	6	1-3	.333	0-1	.000	0-0	—	0	1	0	2	0	0	2
Seattle		DNP												
Yale	5	2-3	.667	2-3	.667	0-0	—	2	0	0	0	0	1	6
Princeton	6	0-1	.000	0-1	.000	0-0	—	0	1	0	0	0	0	0
Rider	3	0-0	—	0-0	—	0-0	—	0	1	0	0	0	0	0
Albany		DNP												
Siena		DNP												
La Salle	6	0-0	—	0-0	—	0-0	—	0	1	0	0	0	0	0
Army*	4	0-0	—	0-0	—	0-0	—	0	0	0	0	0	0	0
Lafayette*	5	0-0	—	0-0	—	0-0	—	0	1	0	1	0	0	0
Navy*	11	2-5	.400	2-3	.667	0-0	—	1	0	0	0	0	1	6
Holy Cross*	10	0-1	.000	0-1	.000	0-0	—	1	0	0	0	1	0	0
American*	6	0-0	—	0-0	—	0-0	—	0	0	1	0	0	0	0
Lehigh*		DNP												
Colgate*	3	0-1	.000	0-1	.000	0-0	—	0	1	0	0	0	0	0
Loyola*	9	0-1	.000	0-1	.000	0-0	—	2	2	0	0	2	1	0
Army*		DNP												
Boston U.*	16	0-3	.000	0-2	.000	0-0	—	2	2	1	0	0	0	0
Lafayette*		DNP												
Loyola*	3	0-0	—	0-0	—	0-0	—	0	0	0	0	0	0	0
Navy*		DNP												
American*	3	0-0	—	0-0	—	0-0	—	1	0	1	0	0	0	0
Holy Cross*	1	0-0	—	0-0	—	0-0	—	2	0	0	0	0	0	0
Lehigh*		DNP												
Colgate*		DNP												
Boston U.*		DNP												
Holy Cross^		DNP												
American^		DNP												
Boston U.^		DNP												

* Patriot League game ^ Patriot League Tournament Games started in **bold**

2021-22 BUCKNELL ALPHABETICAL ROSTER

No.		Name	Cl.	Pos.	Ht.	Wt.	Hometown/Secondary School
11	*	Josh Adoh	So.	G	6-3	206	Bellflower, Calif./Combine Academy (N.C.)
13		Josh Bascoe	Fr.	G	6-0	180	Milton, Ontario/Vermont Academy (Vt.)
25	*	Alek Delev	So.	G	6-0	140	Sofia, Bulgaria/Second English Language School
5		Elvin Edmonds IV	Fr.	G	6-2	184	Hopewell, Va./Hopewell
10	***	Andrew Funk	Sr.	G	6-5	188	Warrington, Pa./Archbishop Wood
1		Ian Motta	Fr.	F	6-6	196	Allen, Texas/Allen
12		Brock Newton	Fr.	F	6-7	200	Fergus, Ontario/Toronto Basketball Academy
3	**	Malachi Rhodes	Jr.	F	6-8	233	Marietta, Ga./Wheeler
21	**	Xander Rice	Jr.	G	6-3	185	West Long Branch, N.J./The Patrick School
23	*	Andre Screen	So.	C	7-0	251	Alexandria, Va./Saint Stephen's & Saint Agnes School
40	**	Alex Timmerman	Jr.	C	6-9	265	Crystal Lake, Ill./Crystal Lake Central
32	**	Jake van der Heijden	Jr.	F	6-9	218	Raleigh, N.C./Ravenscroft


2021-22 BUCKNELL NUMERICAL ROSTER

No.		Name	Cl.	Pos.	Ht.	Wt.	Hometown/Secondary School
1		Ian Motta	Fr.	F	6-6	196	Allen, Texas/Allen
3	**	Malachi Rhodes	Jr.	F	6-8	233	Marietta, Ga./Wheeler
5		Elvin Edmonds IV	Fr.	G	6-2	184	Hopewell, Va./Hopewell
10	***	Andrew Funk	Sr.	G	6-5	188	Warrington, Pa./Archbishop Wood
11	*	Josh Adoh	So.	G	6-3	206	Bellflower, Calif./Combine Academy (N.C.)
12		Brock Newton	Fr.	F	6-7	200	Fergus, Ontario/Toronto Basketball Academy
13		Josh Bascoe	Fr.	G	6-0	180	Milton, Ontario/Vermont Academy (Vt.)
21	**	Xander Rice	Jr.	G	6-3	185	West Long Branch, N.J./The Patrick School
23	*	Andre Screen	So.	C	7-0	251	Alexandria, Va./Saint Stephen's & Saint Agnes School
25	*	Alek Delev	So.	G	6-0	140	Sofia, Bulgaria/Second English Language School
32	**	Jake van der Heijden	Jr.	F	6-9	218	Raleigh, N.C./Ravenscroft
40	**	Alex Timmerman	Jr.	C	6-9	265	Crystal Lake, Ill./Crystal Lake Central

* Letters won

Head Coach: Nathan Davis (Randolph-Macon '97, 7th season)**Associate Head Coach:** Paul Harrison (Washington & Lee '93)**Assistant Coaches:** Joe Meehan (Lebanon Valley '12), Johnathan Brown (Dominican '14)**Manager of Basketball Operations:** Lamont Moore (Randolph-Macon '16)**PRONUNCIATIONS**

Adoh	a-DOE
Bascoe	BAHSS-co
Delev	de-LEV
Motta	MOE-ta
Malachi Rhodes	MAL-a-KYE ROADS
Xander Rice	ZAN-der
van der Heijden	VAN-der-HIGH-den
Sojka Pavilion (home court)	SOY-ka



IAN MOTTA
FR • F • 6-6 • 196
ALLEN, TEXAS

1



MALACHI RHODES
JR • F • 6-8 • 233
MARIETTA, GA.

3



ELVIN EDMONDS IV
FR • G • 6-2 • 184
HOPEWELL, VA.

5



ANDREW FUNK
SR • G • 6-5 • 188
WARRINGTON, PA.

10




JOSH ADOH
SO • G • 6-3 • 206
BELLFLOWER, CALIF.

11




BROCK NEWTON
FR • F • 6-7 • 200
FERGUS, ONTARIO

12



JOSH BASCOE
FR • G • 6-0 • 180
MILTON, ONTARIO

13




XANDER RICE
JR • G • 6-3 • 185
W. LONG BRANCH, N.J.

21




ANDRE SCREEN
SO • C • 7-0 • 251
ALEXANDRIA, VA.

23




ALEK DELEV
SO • G • 6-0 • 140
SOFIA, BULGARIA

25



JAKE VAN DER HEIJDEN
JR • F • 6-9 • 218
RALEIGH, N.C.

32



ALEX TIMMERMAN
JR • C • 6-9 • 265
CRYSTAL LAKE, ILL.


40



NATHAN DAVIS
HEAD COACH
7TH SEASON




PAUL HARRISON
ASSOCIATE HEAD COACH
7TH SEASON



JOE MEEHAN
ASSISTANT COACH
7TH SEASON



JOHNATHAN BROWN
ASSISTANT COACH
6TH SEASON



LAMONT MOORE
MGR. MBB OPERATIONS
1ST SEASON