

NC STATE FOOTBALL

HARD. TOUGH. TOGETHER

NC STATE Wolfpack vs. Louisville Cardinals



INSIDE THE MATCHUP

Series Record: 3-7

(1-3 home, 1-4 away, 1-0 neutral)

Last meeting: Louisville 34-20 (11/16/19)

NC STATE		LOUISVILLE	
Record:	5-2 overall 2-1 ACC	Record:	4-3 overall 2-2 ACC
Head Coach:	Dave Doeren	Head Coach:	Scott Satterfield
Alma Mater:	Drake '93	Alma Mater:	App. State '96
Rec. at school:	60-48 (9th yr)	Rec. at school:	16-15 (3rd yr.)
Overall Rec:	83-52 (11th yr)	Overall Rec:	67-39 (9th yr.)
Team Stats:		Team Stats:	
Total Off./Gm	424.4	Total Off./Game	450.1
Rushing Yds/Gm	157.0	Rushing Yds/Game	201.0
Passing Yds/Gm	267.4	Passing Yds/Game	249.1
Total Def./Gm	312.6	Total Def./Game	423.1
Rush Def/Gm	93.1	Rush Def/Game	146.9
Pass Def/Gm	219.4	Pass Def/Game	276.3
Website:	GoPack.com	Website:	gocards.com
Twitter:	@PackFootball	Twitter:	@UofLFootball
Instagram:	@packfootbal	Instagram:	@uoflfootball
Facebook:	NCStatePackFootball	Facebook:	@UofLFootball
TikTok:	@pack_football		
Comm. Contact:	Annabelle Myers	Comm. Contact:	Rocco Gasparro
Phone:	919.515.1181	Phone:	502-2852.0102
Email:	amyers@ncsu.edu	Email:	rocco@GoCards.com

THE BROADCAST

ACCN

Dave O'Brien (PxP), Tim Hasselbeck (analyst), Kelsey Riggs (sideline)

Learfield College Football Saturday Night

Mike Golic (PxP), Kate Ryan (analyst),

Wolfpack Sports Network

Gary Hahn (PxP), Johnny Evans (analyst), Tony Haynes (analyst)

Sirius/XM

Channels 143/193

THE SCHEDULES

NC STATE				LOUISVILLE			
Date	Opponent	Time/Score	TV	Date	Opponent	Time/Score	TV
9/2	USF	W, 45-0	ACCN	9/6	Ole Miss	L, 34-43	ESPN
9/11	@ Miss. St.	L, 10-24	ESPN2	9/11	Eastern KY	W, 30-3	ACCN
9/18	Furman	W, 45-7	RSN	9/17	UCF	W, 42-35	ESPN
9/25	°Clemson	W, 27-21 ^{2OT}	ESPN	9/25	@ Florida St	W, 31-23	ESPN2
10/2	La Tech	W, 34-27	ACCNE/ESPN+	10/2	@ Wake Forest	L, 34-37	RSN
10/16	@ Boston Coll.	W, 33-7	ACCN	10/9	Virginia	L, 33-34	ACCN
10/23	@ Miami	L, 30-31	ESPN2	10/23	Boston College	W, 28-14	ACCN
10/30	Louisville	7:30 pm	ACCN	10/30	@ NC State	7:30 pm	ACCN
11/6	@ Florida St.	TBD	TBD	11/6	Clemson	TBD	TBD
11/13	@ Wake Forest	TBD	TBD	11/13	Syracuse	TBD	TBD
11/20	Syracuse	TBD	TBD	11/18	@ Duke	TBD	TBD
11/26	UNC	3:30/7 p.m.	ABC/ESPN	11/27	Kentucky	TBD	TBD

all times are eastern

Saturday, Oct. 30, 2021 • Raleigh, N.C.

Carter-Finley Stadium (57,600) • 7:30 p.m. • ACCN

NC STATE vs. LOUISVILLE

- Even though Louisville holds 7-3 overall lead in the series, NC State has won the last two of the last three meetings in the series. The Pack won against the No. 17 Cardinals in Carter-Finley in 2017 and in 2018 in Louisville, 52-10. The Pack dropped the '19 contest at home, 20-34.
- The ACC Atlantic Division opponents did not meet in 2020.
- Louisville quarterback coach Pete Thomas started six games at quarterback for the Wolfpack in 2013 - Dave Doeren's first season with program.

NOTING THE WOLFPACK

- This week's game is NC State's Homecoming.
- NC State boasts the top defense in the ACC in terms of statistical rankings. The Wolfpack leads the league in total defense and rushing defense, ranks second in scoring defense and fifth in passing defense.
- The Wolfpack offense has not committed a turnover in three straight games.
- NC State and Georgia are the only teams in the Power 5 who have allowed just one rushing touchdown all season.
- Wolfpack head coach Dave Doeren ranks second in career victories in NC State history with 60. He boasts the third-longest tenure among all current ACC coaches - t14th nationally.
- Wolfpack quarterback Devin Leary has not thrown an interception in the past five games (175 straight pass attempts). During that span he's thrown 14 touchdowns and completed 67% (117-175) of his throws.
- During Doeren's tenure at NC State, the Wolfpack has held the opposition to less than 100 yards rushing 40 times, including four times this season (vs. Mississippi State, Furman, Boston College & Miami).
- The Wolfpack coaching staff - head coach Dave Doeren + 10 assistant coaches - boasts 299 years of collective coaching experience.
- The Wolfpack has won its last seven games at Carter-Finley, including all four of 2021.
- The Pack has outscored its foes 151-55 (37.8-13.8) at home this season.
- NC State will be bowl eligible with a win over Louisville.
- Former Wolfpack coach Dick Sheridan will be honored during Saturday's game for his induction into the NFF College Football Hall of Fame. Although he was in the Class of 2020, he will be formally inducted in December of '21 in Las Vegas.
- The Louisville game marks the Wolfpack's seventh night game in eight contests this season. With four games still left to be scheduled, that already ties as the highest total of night games in school history. That's the highest number in the ACC so far this season.
- The Pack has lost it's top two tacklers from last season due to injury: WLB Payton Wilson with a shoulder injury in Game 2 and Isaiah Moore with a knee injury in Game 7.

WOLFPACK FOOTBALL COMMUNICATIONS CONTACTS

ANNABELLE MYERS

Assistant AD/Communications

Office: 919.515.1181

Cell: 919.819.8302

Email: amyers@ncsu.edu

BRIAN REINHARDT

Director of Athletics Digital Comms

Cell: 919.819.8317

Email: breinha@ncsu.edu

HEAD COACH DAVE DOEREN

Years Coach (Overall)	11th
Years at NC State	9th
Alma Mater	Drake '93
Career Record	83-52
Record at NC State	60-48
Bowl Record	4-2

ASSISTANT COACHES

Name	Game Day Location
Tim Beck (Offensive Coor./QBs)	SL
Tony Gibson (Defensive Coor./LBs)	SL
Freddie Aughtry-Lindsay (Nickels)	SL
Joe DeForest (Safeties)	SL
John Garrison (Offensive Line)	SL
Todd Goebbel (Special Teams Coor./TE/FB)	SL
Brian Mitchell (Cornerbacks)	PB
Joker Phillips (Asst HC/WR)	SL
Kurt Roper (Running backs)	PB
Charley Wiles (Defensive Line)	SL

TEAM HISTORY

First Year of Football	1892
All-Time Record	621-589-55
Bowl Appearances/Rec	33 (17-14-1)

CARTER-FINLEY STADIUM

Field	Wayne Day Family Field
Capacity	57,600
Press Box	Vaughn Towers
Surface	Natural Grass
Record at CFS	221-118-6

NC STATE UNIVERSITY

Location	Raleigh, NC 27695
Founded	1887
Chancellor	Dr. Randy Woodson
Athletics Director	Boo Corrigan
Conference	Atlantic Coast Conference
Enrollment	35,479
Nickname	Wolfpack
Colors	Red (PMS-186) and White



HONORING A LEGEND

A national coach of the year at both the FBS and FCS levels, former Wolfpack head coach Dick Sheridan will be inducted into the National Football Foundation & College Hall of Fame in December during ceremonies in Las Vegas. He will be honored by the Wolfpack during Saturday's Homecoming contest with Louisville.

Coach Sheridan won 69.4% of his games during a stellar 15-year run as a head coach. After guiding one of the most successful runs in Furman University history, he led a massive turnaround at NC State.

Prior to his arrival in 1986, the Wolfpack had posted three consecutive 3-8 seasons. During his first year in Raleigh, Sheridan would be named the Bobby Dodd National Coach of the Year and ACC Coach of the Year after leading NC State to an 8-3-1 record, a second-place finish in the conference and a berth in the Peach Bowl. He would guide the Wolfpack to five more bowl games, including wins in the 1988 Peach Bowl and 1990 All-American Bowl, as well as national rankings in 1991 (No. 24) and 1992 (No. 17).

Boasting a winning record in all but one of his seven seasons at NC State, he would finish with the second-most wins in school history (52) while coaching four All-Americans and 31 all-conference players.

NIGHTWOLVES

The Louisville game will mark the Wolfpack's seventh night game this season, with the only day-light game being the 3:30 contest vs. Clemson. NC State leads the ACC in night games this season, followed by Virginia (6) and UNC (5).

That ties as the highest number of regular season night games in school history ... with four more left to play following the game vs. the Cardinals.

The Wolfpack played seven games that started at 6 p.m. or after in 2019 as well, but besides that season, the most regular-season night games the Pack has played was four.

GIVE

NC State's offense does not like to give.

The Wolfpack leads the ACC and ranks 10th nationally with just six turnovers in seven games this season. The offense has just three interceptions (and only two by QB Devin Leary who has none since Game 2) and just three fumbles lost.

The Pack has not turned the ball over in the last three games, which is even more impressive considering the squad had just two games without a miscue all of last season.

.... AND TAKE

On the flip side, NC State ranks 78th nationally and eighth in the ACC with just nine turnovers forced in 2021.

Even though the Pack ranks second in the ACC and 20th in the FBS with eight interceptions this season, just one fumble recovery ties for last place nationally.

FIRST HALF FINISHES

The Wolfpack has done a great job finishing out the first half of games this season, scoring with less than a minute remaining in five of its seven games.

In each of the Pack's last three games – Louisiana Tech, Boston College, Miami – the Pack's late second quarter score provided a halftime lead.

Overall in the second quarter this season, the Pack is outscoring its foes 68-24. The +44 is the biggest scoring differential of any quarter for NC State.

Opponent	Time of Score	Drive Plays-Yds	Time of Drive	Scoring Play
USF	00:48	3-77	00:22	Person 11 rush
Furman	00:24	6-75	00:53	Leary - Thomas 12 pass
LT	00:02	7-57	00:36	Dunn 29 FG
BC	00:00	16-70	6:05	Dunn 27 FG
Miami	00:15	3-77	00:32	Leary - Thomas 27 pass

HOME SWEET HOME

NC State has won its last SEVEN games at home, including all four contests at Carter-Finley Stadium this season. That home winning streak dates back to last season and ties for the longest home winning streak since nine straight between 1993 and '94 (The Pack also won seven straight in 2002-03 and 2011-12).

The Pack has outscored its foes 151-55 (37.8-13.8) at home this season.

POINTS OF INTEREST

With 12 points (three field goals and three PATs) versus Miami, fourth-year kicker Christopher Dunn became NC State's career scoring record and now has 344 points for his career. He broke the mark of 332 set by kicker Niklas Sade (2011-14).

(Interesting that the top two scoring leaders in school history both played under NC State head coach Dave Doeren!)

In 2020, Dunn set the school record for field goals made and currently boasts 65 for his career. He's made all 149 of his career PATs and needs 19 to set that record as well.

LEADER LEARY

He's not always flashy. He might not be setting records. But quarterback Devin Leary has taken a quiet command of the Wolfpack offense in 2021.

Over the last five games Leary has thrown 14 touchdowns and completed 67% (117-175) of his throws. In that span he's posted a 156.09 efficiency mark.

After throwing a pick on a desperation throw on the final play in the loss at Mississippi St in Game 2, the fourth-year QB has had 175 pass attempts without an interception. That currently ranks as the fourth-longest INT-free streak in school history. With three more passes without a pick, Leary will rank in the top 15 in ACC history in that category.

He is tied for second in the ACC among starting QBs with only two INTs and is the only starting QB in the league who has gone five games without a pick.

In the win over No. 9 Clemson, Leary tied his career-high with four touchdown tosses. He completed 77.3% of his passes for the day. For his efforts, Leary was named the Walter Camp National offensive player of the week, a Manning Star of the Week, was on the Davey O'Brien Great 8 list and was named the ACC QB of the Week.

Rk	Name	Streak	Consec. Att w/out INT
1.	Russell Wilson	2008-09	379
2.	Ryan Finley	2016-2017	341
3.	Jacoby Brissett	2014	187
4.	Devin Leary	2021	175

PILING ON

NC State has lost four starters for the season due to injury, plus a fifth who was considered a co-starter.

The Wolfpack has now lost *both* of its defensive captains for the season due to injury. Those two - WLB Payton Wilson and MLB Isaiah Moore - also happened to rank first and second respectively on the team in tackles last season.

Wilson suffered a shoulder injury in the loss at Mississippi State in week 2 and underwent surgery, while Moore suffered a knee injury in the loss at Georgia Tech and will undergo surgery.

Safety Cyrus Fagan - a transfer from FSU who had worked his way into a starting job in Game 2 - tore a bicep and also had surgery. Nose tackle C.J. Clark was injured in Game 3.

On the offensive side of the ball, left guard Chandler Zavala will also miss the remainder of the season and will undergo surgery. The offense had already lost OT Tyrone Riley for the season in fall camp.

TOUCHDOWN, THOMAS!

Graduate wide receiver Thayer Thomas is tied for fifth in the ACC this season with six touchdown receptions. That's as many as he had in a dozen games last season.

Thomas now has 18 TD grabs for his career - a mark that ranks fifth in school history. He needs just four more to rank second only to Torrey Holt (who coached Thomas in high school) in school history. In terms of overall touchdowns, his total of 22 is tied for 13th in school history.

Career Leaders in Touchdown Receptions

Rk.	Name, Years	TD Rec.
1.	Torrey Holt, 1995-98	31
2.	Jerricho Cotchery, 2000-03	21
3.	Jarvis Williams, 2007-10	20
4.	Jaylen Samuels, 2014-17	19
5.	Thayer Thomas, 2018-pres.	18

TOP DEFENSE

The Wolfpack ranks in the top five in the ACC in all four defensive categories, as well as among the national leaders.

The Pack also ranks third nationally in third down conversion defense, with the opposition converting on just 28 of 105 attempts. (27%)

Here's a look at the Wolfpack's defensive rankings:

Category	ACC	FBS	Mark
Rushing Defense	1st	11th	93.1
Total Defense	1st	18th	312.6
Scoring Defense	2nd	10th	16.7
Passing Defense	6th	56th	219.4
Opp. Third Down Conv.	1st	3rd	.267

FEELING GILL-TY

Fourth-year punter Trenton Gill ranks third in the ACC and ranks 30th in the FBS in punting average this week with a 45.6 yard average. The Hillsborough native leads the league in punts over 50 yards this season with 16 for the season and with 15 punts downed inside the 20.

Not only has Gill been booming punts this season, but he has also been putting that strong leg to work on kickoffs.

Through the first seven games of the season, 31 of Gill's 38 kickoffs have been touchbacks, a rate of 82%. Of those seven that did not go out through the back of the end zone, six were returned (one was an onside kick).

Gill has been particularly hot in the last three games, averaging 48.8 yards per kick (18-878) and placing nine boots inside the 20. Seventeen of his 19 kickoffs during those three games have been touchbacks as well. He has been named to the Ray Guy's Great 8 list for all three weeks and was named the ACC Specialist of the Week for the Louisiana Tech game.

Gill is the Wolfpack career leader in punt average with a 46.1 mark.

STAY OUT OF OUR END ZONE

Not only does NC State rank second in the ACC and fifth in the FBS in scoring defense - allowing just 14.3 ppg - but the Wolfpack has allowed just ONE rushing touchdown this season.

That mark is tied for the best in the Power 5 with top-ranked Georgia.

2021 HONORS**WEEKLY AWARDS**

Dave Doeren	Bobby Dodd Coach of the Week
Devan Boykin	ACC Specialist of the Week, BC
Ikem Ekwonu	ACC OL of the Week, USF
Emeka Emezie	ACC OL of the Week, Clem
Trenton Gill	ACC WR of the Week, Clem
	ACC Specialist of the Week, LaTech
	Ray Guy Great 8, La Tech
	Ray Guy Great 8, BC
Zonovan Knight, RB	Paul Hornung Honor Roll, USF
Devin Leary, QB	Walter Camp FBS PoW, Clem
	Davey O'Brien Award's Great 8 list, Clem
	Davey O'Brien National QB of the Week, Clem
	Manning Award Star of the Week
	ACC QB of the Week, Clem
Chandler Zavala, OG	ACC Player of the Week, FUR

MIDSEASON HONORS

Dave Doeren	Bobby Dodd Coach of the Year
Ikem Ekwonu	ESPN
	Sporting News
	AP
	The Athletic

PRESEASON WATCH LISTS

Allstate/AFCA Good Works Team	Isaiah Moore
Bednarik Award (Def. Player)	Payton Wilson
Biletnikoff Award (Wide receiver)	Emeka Emezie
Bronko Nagurski Trophy (Def. Player)	Payton Wilson
Butkus Award (Linebacker)	Payton Wilson
Doak Walker Award (Running back)	Zonovan Knight
Groza Award (Kicker)	Christopher Dunn
Johnny Unitas Golden Arm (QB)	Devin Leary
Maxwell Award (Player of the Year)	Zonovan Knight
Outland Trophy (Lineman)	Ikem Ekwonu
	Grant Gibson
Paul Hornung Award (Versatility)	Zonovan Knight
Ray Guy Award (Punter)	Trenton Gill
Rotary Lombardi Award	Ikem Ekwonu
	Grant Gibson
Rimington Trophy (Center)	Grant Gibson
Wuerffel Trophy (Community Service)	Isaiah Moore

TEAM CAPTAINS

SEASON (as selected by the team)

Grant Gibson, C/OG	Devin Leary, QB
Isaiah Moore, LB	Payton Wilson, LB
Drake Thomas, LB	

POSTGRADUATES

Corey Durden, DT	(FSU)
Emeka Emezie, WR	sport management
Cyrus Fagan, SAF	interdisciplinary social studies (FSU)
Grant Gibson, C	business administration
Trenton Gill, P	biological sciences
Chris Ingram, CB	sport management
Isaiah Moore, LB	communication
Daniel Joseph, DE	labor/employment relations (PSU)
Dylan Parham, TE	business administration
Derrek Pitts, CB	African-American studies (Marshall)
C.J. Riley, WR	sport management
Tyrone Riley, OT	sport management
Thayer Thomas, WR	business administration
Chandler Zavala, OL	exercise science (FSU)

HIT THE ROAD, PACK

After three straight home games and four of its first five at home, almost a month has passed between NC State last home game and this week's Homecoming contest.

NC State's win at Boston College on Oct. 16 was its first road game since Sept. 11 at Mississippi State and marked the beginning of a span where the Pack is playing four of its next five contests on the road.

This week's game vs. Louisville is NC State's only home game in a 47 day span. Following trips to BC (10/16) and Miami (10/23), then back on the road at Florida State (11/6) and Wake Forest (11/13).

Because of the proximity to the North Carolina State Fairgrounds and the shared parking between that venue and Carter-Finley Stadium, the Wolfpack generally plays on the road or has a bye week during the State Fair, which began Thursday, Oct. 14 and ran through Sunday, Oct. 24.

A GOOD FIT

Dave Doeren and his staff have become known for recruiting players and then finding another position that better suits their abilities. In fact, a handful of contributors to the 2021 Wolfpack squad initially lined up at different positions when they first suited up for the Red & White.

Grant Gibson initially came to NC State from Charlotte to play on the defensive line, redshirting there in 2017 and then moving over to the o-line during the '18 season. Now he is one of the top centers nationally, starting every game at that position since the beginning of the 2019 season and becoming a candidate for the Rimington Trophy.

The Pack's top two tight ends this season weren't always in that position group either. Dylan Parham signed with the Pack as a quarterback in 2016, while Chris Toudle was signed as a wide receiver. Both spent their redshirt seasons at their original positions, then moved to new spots the following summer.

Three recent NFL Draft picks also made successful transitions to different positions, which in turn helped them get to the NFL. Among those are the Pack's two most recent first-round draft picks: Bradley Chubb (started as an OLB before moving to defensive end) and Garrett Bradbury (played at defensive line as a redshirt freshman before moving over to the offensive line).

Jakobi Meyers - currently the leading receiver for the New England Patriots - began his career as a quarterback before becoming one of the Wolfpack's top wideouts.

EMEKA-ING CATCHES

Fifth-year wide receiver Emeka Emezie is now the leading receiver in NC State history. With two catches against Boston College, he broke the mark set by Jaylen Samuels (Pittsburgh Steelers) from 2014-17. He now has 206 career receptions for 2,545 yards.

Emezie now ranks fourth in school history in receiving yards and ranks 11th in TD receptions with 14.

ATTA BOYKIN

(Second year) freshman safety Devan Boykin was all over the place in the Wolfpack's win at Boston College.

Boykin, who started the LaTech game at free safety, rotated in both at both safety spots vs. Boston College and was also an extra DB on passing downs.

It was on special teams that Boykin really made his presence known- making a play that changed the momentum of the entire game. With NC State up 10-7, the defense forced the Eagles to punt on the opening drive of the second half. When the BC punter bobbled the snap, Boykin scooped it up and took it back 34 yards for the score.

He also made big plays on defense. In the first half, he made a huge play in the endzone, breaking up a pass to deny an Eagle score. For the night he broke up two total passes and tallied three total tackles while playing just 28 snaps.

Boykin was named ACC Specialist of the Week for his performance.

AGAINST THE RUSH

During Doeren's tenure at NC State, the Wolfpack has held the opposition to less than 100 yards rushing 40 times, including four times this season (vs. Mississippi State, Furman, Boston College and Miami).

The Wolfpack leads the ACC and ranks 11th in the FBS in rushing defense, allowing just 93.1 ypg.

SIX DEGREES OF WOLFPACK NATION: The Wolfpack's experienced coaching staff may not have spent too many years together at NC State, but many members of the staff worked together prior to coming to Raleigh.

But just because these coaches are new to NC State doesn't mean they're new to each other. In fact, eight of the assistant coaches have coached with at least one other assistant coach (or head coach Dave Doeren) at a previous stop. Also, the Pack's Assistant to the Head Coach Ruffin McNeill has previous coaching ties with the current staff.

Coach	Doeren	Beck	DeForest	Garrison	Gibson	Mitchell	Phillips	Roper	Wiles	McNeill
Tim Beck	Kansas '05			Neb. '11-14			OSU '16			
Joe DeForest					WVU '13-15	WVU '13-15				
Dave Doeren		Kansas '05								
John Garrison		Neb. '11-14								
Tony Gibson			WVU '13-15			WVU '13-15				
Brian Mitchell			WVU '13-15		WVU '13-15				VT '16-19	ECU '10-12, TTU 06-09
Joker Phillips		Ohio St. '16						Ky '05, Browns '15		
Kurt Roper							Ky '05, Browns '15			
Charley Wiles						VT '16-19				

It didn't look like Boston College would be included in the list of teams who didn't go over the 100-yard rushing mark against the Pack. The Eagles entered the game averaging 185.6 rushing yards per game and at halftime, they had already rushed for 100 yards exactly.

In the second half, however, a strong defense kept BC in the red in terms of rushing yardage and the final tally for the game was just 97 yards.

SPLITTING TIME

Running backs Zonovan Knight and Ricky Person, Jr. have split time almost right down the middle this season, with Knight playing 241 snaps and Person playing 240. The duo has combined for 957 yards on 176 carries and eight total touchdowns this season (7 rushing, 1 receiving).

In the season opener, both backs rushed for 100+ yards. It marked the first time since Sept. 26, 2015 that two Pack backs crossed the 100-yard mark and the 293 total rushing yards for the team was the highest mark against an FBS opponent since 2015 (308 vs. UNC) and the most overall since the

2019 season opener (309 vs. WCU).

SAY CHEEZ

NC State was named the FWAA/Cheez It Bowl National Team of the Week following its win over No. 9 Clemson. The Wolfpack won in dramatic fashion, with Devin Leary connecting with Devin Carter for the winning score in the second overtime, and then the Wolfpack defense denying the Tigers on their final drive.

It was the Wolfpack's first home game that went into overtime since 2004, a 27-21 win over Wake Forest. It was the third overtime contest for the Pack under Dave Doeren.

The Wolfpack became the first unranked team to beat the Tigers since 2017 and with its first touchdown of the day, became the first team to score an offensive touchdown against Clemson this season.

NC State's defense held Clemson to its fewest yards, 214, of the matchup since 1994 when the Wolfpack allowed just 185 yards of total offense.

DOEREN FINE

Wolfpack head coach Dave Doeren, now in his ninth year at NC State, boasts the second-longest tenure of any coach in school history. Only two other ACC coaches - Duke's David Cutcliffe and Clemson's Dabo Swinney - boast longer stints. Doeren's tenure ranks 14th nationally.

That stability at head coach has resulted in unprecedented success for the Wolfpack. Doeren was named the Bobby Dodd National Coach of the Week following the Wolfpack's win over Clemson.

Here's some of the highlights from Doeren's stint at NC State:

- Ranks second in school history in career wins (60).
- Boasts second-longest tenure (9th year) in school history.
- Has led the Wolfpack to four of the top 20 win totals in school history.
- The Wolfpack has qualified for six bowls during his tenure.
- His 2020 squad set a school record with seven ACC wins.
- His players have won three national awards (Bradley Chubb won the Nagurski & Hendricks Award in 2017 and Garrett Bradbury won the Rimington Award in 2018).
- Has had 21 players drafted by the NFL, including 14 in the last four drafts.
- Boasts two first-round draft picks.

Winningest Coaches in NC State History

Rk	Name	Years	W	L	T
1.	Earle Edwards	1954-70	77	88	8
2.	Dave Doeren	2013-pres.	60	48	0
3.	Dick Sheridan	1986-92	52	29	3

2021 #PACK PROS

Player	Years at NCSU	Current Team
Garrett Bradbury	2015-18	Minnesota Vikings
Jacoby Brissett	2014-15	Miami Dolphins
Juston Burris	2012-15	Carolina Panthers
Bradley Chubb	2014-17	Denver Broncos
A.J. Cole, III	2015-18	Las Vegas Raiders
Mike Glennon	2011-12	New York Giants
Kelvin Harmon, WR	2015-18	Washington Football Team
Nyheim Hines	2015-17	Indianapolis Colts
B.J. Hill	2014-17	New York Giants
Dontae Johnson	2010-13	San Francisco 49ers
Josh Jones	2014-16	Jacksonville Jaguars
Justin Jones	2014-17	Los Angeles Chargers
T.Y. McGill	2013-16	Washington Football Team
Alim McNeill	2018-20	Detroit Lions
Jakobi Meyers	2016-18	New England Patriots
Larrell Murchison	2018-19	Tennessee Titans
Germaine Pratt	2014-18	Cincinnati Bengals
Will Richardson	2015-17	Jacksonville Jaguars
Jaylen Samuels	2014-17	Pittsburgh Steelers
James Smith-Williams	2015-19	Washington Football Team
Kentavious Street	2014-17	San Francisco 49ers
J.R. Sweezy	2009-11	New Orleans Saints
Joe Thuney	2012-15	Kansas City Chiefs
Russell Wilson	2008-10	Seattle Seahawks

EXPERIENCED LEADERS

NC State may have one of the most experienced coaching staffs in the nation for 2021. The Wolfpack's 10 + head coach Dave Doeren combine to boast 299 years of coaching experience. That's one year shy of THREE CENTURIES!

The Wolfpack returns all but one full-time position coaches from a year ago, as assistant head coach/wide receivers coach Joker Phillips is the only new face. But even though the staff is basically the same from a year ago, the entire staff has turned over since 2018.

WATCH OUT FOR THE WOLFPACK

NC State made its presence known on the preseason watch lists for national awards, as nine different players were named to the lists for 15 different awards.

Three members of the squad - C Grant Gibson, RB Zonovan Knight and LB Payton Wilson - each garnered the nods on *three* different watch lists: the Outland, Lombardi and Rimington for Gibson, the Doak Walker, Maxwell and Hornung for Knight and the Bednarik, Butkus and Nagurski for Wilson

Here's a list of the Wolfpack on watch lists:

Allstate/AFCA Good Works Team	Isaiah Moore
Bednarik Award (Def. Player)	Payton Wilson
Biletnikoff Award (Wide receiver)	Emeka Emezie
Bronko Nagurski Trophy (Def. Player)	Payton Wilson
Butkus Award (Linebacker)	Payton Wilson
Doak Walker Award (Running back)	Zonovan Knight
Groza Award (Kicker)	Christopher Dunn
Johnny Unitas Golden Arm (QB)	Devin Leary
Maxwell Award (Player of the Year)	Zonovan Knight
Outland Trophy (Lineman)	Ikem Ekwonu, Grant Gibson
Paul Hornung Award (Versatility)	Zonovan Knight
Ray Guy Award (Punter)	Trenton Gill
Rotary Lombardi Award	Ikem Ekwonu, Grant Gibson
Rimington Trophy (Center)	Grant Gibson
Wuerffel Trophy (Community Service)	Isaiah Moore

SUPER SENIORS

With the 2020 season not counting against eligibility, seniors who chose to return for another year have been dubbed 'Super Seniors' by the NCAA.

The Wolfpack is benefiting from the talents of several of those veterans, including one who has been around so long we're calling him a Super DUPER senior.

WR Emeka Emezie is in his fifth year playing with the Wolfpack, DE Daniel Joseph is in his second year at NC State, but his sixth year in college after he transferred from Penn State.

And then you've got OT Tyrone Riley, who came back for his *seventh* year, after missing two seasons with injuries. He actually ended up suffering another injury and will miss this season as well.

There are two other sixth-year players on the 2021 squad who are technically not Super Seniors. The 2020 season was the fifth in the careers of WR C.J. Riley, III, and TE Dylan Parham, but each was awarded a sixth year prior to the COVID shutdown. So with last season not counting, they each have two seasons left to play.

THE BREAKFAST CLUB

Every Sunday during the football season, the Wolfpack offensive staff hands out bottles of syrup to his players in commemoration of their pancake blocks from the previous game.

At this point in his career, third-year tackle Ikem "Ickey" Ekwonu should open his own restaurant, because he would need a LOT of pancakes to use up all the syrup he's received. He has 129 pancakes + 42 knockdowns in his 30 career contests.

In his writeup for the 2021 "Freaks" list, The Athletic's Bruce Feldman called Ekwonu "the most dominant O-lineman in college football" and said "it's a treat for scouts and coaches to watch him maul opponents." Ekwonu - who is on the '21 watch lists for the Outland and Lombardi Awards and was named a midseason ESPN All-American - is truly a force at left tackle for the Pack. And he doesn't only boast the brawn, but he's got the brains to match. Ekwonu has been named to the ACC All-Academic team each of the past two years.

GIVE A DAWG A BONE

Defensive coordinator Tony Gibson says he wants 'dawgs' on his defense, aka tenacious, relentless, aggressive players. To commemorate those who play with those characteristics, the defensive staff introduced the TAKE-AWAY BONE in 2020.

When a Wolfpack defender recovers a fumble or intercepts a pass, the BONE comes out on the sideline. The player who got the takeaway signs it and at the end of the season, whoever has signed it the most times gets to keep the bone.

BROTHERS

The Pack has a Thomas brother starting on both sides of the ball: Thayer at WR and Drake at linebacker. Thayer is in his fifth season and boasts 28 career starts, while Drake has 20 in season three. They have started the same game 16 times (six times in 2021, eight times in 2020, twice in 2019).

In the last game, Thayer was the leading receiver and Drake was the lead-ing tackler.

When they started together for the first time versus Louisville on 11/16/2019, it marked the first time a pair of brothers in 12 years. The last time had been when DaJuan and DeAndre Morgan started at SAF and CB in 9/29/2007 vs. Louisville.

The last time brothers had started on opposite sides of the ball was earlier in 2007, when Pat Bedics started at FB and John Bedics started at DT.

Prior to that, you have to go back to 1995 to find a starting set of brothers. That year, brothers Jonathan and Kenneth Redmond started on the offensive line.

DRAKE THE GREAT

Of the Wolfpack's three returning starters at linebacker, the youngest - SAM LB Drake Thomas - probably has gotten the least attention (maybe because his long hair sometimes covers the name plate on his jersey!)

That is definitely changing in 2021, at least as far as opposing offenses are concerned.

This season, however, Thomas leads the Pack with 54 total tackles and

THE PACK IN OVERTIME

Year	Opp.	Site	Result	Score	OT
2021	⁹ Clemson	H	W	27-21	2OT
2018	UNC	A	W	34-28	
2016	³ Clemson	A	L	17-24	
2010	East Carolina	A	L	27-33	
2007	Miami	A	W	19-16	
2004	Wake Forest	H	W	27-21	
2003	¹³ Florida State	A	L	44-50	2OT
2003	³ Ohio State	A	L	38-44	3OT
2002	Texas Tech	A	W	51-48	
2000	Maryland	A	L	28-35	2OT
2000	Georgia Tech	H	W	30-23	
2000	Arkansas State	H	W	38-31	2OT
1999	Duke	A	W	31-24	
1998	UNC	N	L	34-37	
1997	¹³ Syracuse	A	W	32-31	

two interceptions. He ranks 110th in the ACC in tackles this week and is tied for fifth in interceptions (2).

Thomas is now a captain following the injury to Payton Wilson.

MR. NICE GUY

Ask any player on the NC State football team who the nicest guy in the program is, and they will undoubtedly have the same answer: Grant Gibson. The Wolfpack's fifth-year center always has a smile on his face, always has a positive word and is just generally a likable guy.

He earned the athletic department's "Heart of the Pack" award, given to the student-athlete who is a good teammate, gives great effort and has an exceptional attitude.

But don't let the niceness fool you. Gibson is a beast on the field. The former defensive lineman is on the preseason watch lists for the Outland Trophy, the Rimington Trophy and the Lombardi Award. ESPN ranked him the third-best returning interior lineman in the country and the Sporting News and PFF named him a second-team preseason All-American.

"Gibby" tallied a career high six pancakes blocks in the win over Furman last week.

BAM RIGHT

If you've ever watched RB Zonovan Knight play football, you would think his nickname "Bam" came from his explosive ability on the field.

The third-year player boasts the top career yards per carry average in school history (5.56) and his 25.1 yards per kick return is fifth in the record books. He's led the team in rushing the past two seasons - even though he came off the bench - and is the team's leading rusher so far in 2021. He's on the preseason watch lists for three national awards: the Doak Walker, Maxwell and Paul Hornung.

But the nickname was actually given to him as a toddler. When young Knight was put in a playpen, he constantly banged his toys on the side, prompting an uncle to say "All you hear from him is 'Bam! Bam!'" The nickname - although it was later shortened - stuck.

EVERY GAME EMEZIE

One of the Wolfpack's Super Seniors for 2021, wideout Emeka Emezie has caught a pass in 37 straight games, which ranks as the fourth-longest streak in the nation and the fourth longest streak in school history.

Consecutive Games with a Reception

Rk	Name, Pos	School	Gms w/ Rec
1.	Justin Hall, WR	Ball State	51
2.	Jake Ferguson, TE	Wisconsin	41
3.	JD Spielman, WR	Nebraska/TCU	40
4.	Emeka Emezie, WR	NC State	39

#DLU

Heading into the 2021 season, eight former Wolfpack defensive linemen are currently on NFL squads. Seven have been drafted over the last four years, including three in the last two NFL Drafts.

Highlighting the group are the four d-linemen drafted in 2018 - all now entering their fourth NFL seasons. Bradley Chubb made his first Pro Bowl last season with the Denver Broncos, Justin Jones is a projected starter for the L.A. Chargers, while B.J. Hill (N.Y. Giants) and Kentavious Street (San Francisco 49ers) look to provide depth with their squads.

The 2020 draft saw Larrell Murchison selected by the Tennessee Titans and James Smith-Williams by the Washington Football Team. Alim McNeill was a third-round selection by the Detroit Lions this past spring and could end up starting.

Although he went undrafted in 2015, T.Y. McGill is entering his seventh NFL season and his second with the Philadelphia Eagles.

#HTT

Hard. Tough. Together.

When former Wolfpack quarterback Philip Rivers came back to visit his alma mater several years ago, he told the football team that at NC State, "We play hard. We play tough. And we play together."

Those words resonated with head coach Dave Doeren, now in his ninth year leading the NC State football program. Hard and tough is in his DNA and his programs have become known for being gutsy and gritty. But it's the together part that makes the Wolfpack unique.

There is strength in the Pack.

An additional defensive lineman moved over to the offensive line once he made it to the NFL. J.R. Sweezy played on the defensive side of the ball for the Pack from 2009-11, but was drafted by the Seattle Seahawks as a guard on offense.

NO. 1

Since 2014, NC State head coach Dave Doeren has honored a member of the Wolfpack squad by giving them the No. 1 jersey. Last season, linebacker Isaiah Moore was awarded that special number and he will wear it again in 2021.

Moore was only the second underclassman to earn the privilege (Jaylen Samuels wore the No. 1 jersey as a junior and senior). He returns in 2021 for this fourth year as a starter and was the second-leading tackler on the team last season.

Moore has also been the de facto leader of the team's involvement in the #PackUnited movement, which stands out against racial violence and social justice.

WHO'S NO. 1?

Year	Name, Pos.
2014	Jarvis Byrd, CB
2015	Hakim Jones, SAF
2016	Jaylen Samuels, TE
2017	Jaylen Samuels, TE/H
2018	Stephen Louis, WR
2019	James Smith-Williams, DE
2020	Isaiah Moore, LB
2021	Isaiah Moore, LB

CollegePressBox.com is the official media website for Division I football. Access and download weekly game notes, quotes, statistics, media guides, headshots, logos and more for each conference and its member schools. Register for access at collegepressbox.com/register.

collegepressbox

QUICK HITTERS

- The Pack has a **Thomas brother** starting on both sides of the ball: Thayer at WR and Drake at linebacker. They are the first brothers to start at the same time since DaJuan and DeAndre Morgan started at SAF and CB in 2007.
- Graduate transfer **Chandler Zavala** is the son of Demetrio Zavala, a chef and “Chopped” Grand Champion on the Food Network. (Rumor has it that Chef Zavala is planning to cook for the entire team at some point this season).
- Quarterback Devin Leary is naturally left-handed. He just throws with his right hand because as a kid, he didn’t have a baseball glove so he used his right-handed brother’s.
- Defensive tackle **Cory Durden** has a two-year old son, Jaxxon.
- LB **Levi Jones** blocked three kicks last season - the third-highest mark in school history.
- **Payton Wilson**’s brother Bryse is a pitcher for the Pittsburgh Pirates (formerly the Atlanta Braves).
- LT **Ikem “Ickey” Ekwonu**’s twin brother Osita is a linebacker at Notre Dame. His sister, Adaora, is enrolled in the UChicago Pritzker School of Medicine and his older brother, Chike, is a 2D animator in Atlanta.
- Backup QB **Ben Finley** is the younger brother of Ryan Finley, who started at quarterback at NC State from 2016-18 and ranks second in school history with 10,505 career passing yards.
- **Grant Gibson**’s grandfather, Harvey Gantt, was the first black student to attend Clemson University and the first black mayor of Charlotte. The Gantt Center for African-American Arts+Culture is named in his honor. His mother Sonja was a long-time news anchor, working at WGN in Chicago and WCNC in Charlotte.
- During the COVID shutdown in 2020, P **Trenton Gill** raised over \$8,000 to purchase 1,000 meals for needy families in his hometown of Hillsborough, N.C. By doing so, he also helped supply business for eight restaurants in his hometown. In 2021, he has raised \$12,000 to buy playground equipment for his former elementary school.
- **Daniel Joseph** was the fourth-pick in the 2021 CFL Draft (BC Lions).
- TE **Dylan Parham** has added 55 lbs. to his frame since he came to NC State as a quarterback in 2016.
- OT **Tyrone Riley** is in his seventh season with the program. He was awarded a sixth year of eligibility due to injuries, then got another year because of COVID.
- Identical twins **Cedd and Fred Seabrough** are the same height, same weight, play the same position and wear jersey numbers 47 and 48 respectively.
- Wolfpack running back **Zonovan Knight** earned his nickname at an early age. When left in a playpen, he would constantly bang his toys, prompting his uncle to remark ‘All I hear is ‘Bam! Bam!’” The nickname “Bam Bam” stuck and was later shortened to Bam.
- Starting nose tackle **C.J. Clark** is the cousin of former Pack DT B.J. Hill - now with the New York Giants.
- When CB **Derrek (pronounced dehr EEK) Pitts** was six years old, playing for the South Dekalb Saints, a midget league team in Atlanta, he took his first handoff handoff and ran nearly 60 yards in the wrong direction before spiking the ball in the end zone and looking for teammates to celebrate with. Upon realizing his mistake, he promptly picked the ball up and weaved his way 100 yards the other way for a real score.

2021 WOLFPACK IN THE CAREER RECORD BOOKS

RECEPTIONS

Rk	Name	Yards	Rec.
1.	Emeka Emezie, 2017-pres.	2,545	206
2.	Jaylen Samuels, 2014-17	1,855	202
3.	Jerrico Cotchery, 2000-03	3,119	200
4.	Torry Holt, 1994-98	3,379	191
5.	Kelvin Harmon, 2016-18	2,665	177

RECEIVING YARDS

Rk	Name, Years	Rec.	Yards
1.	Torry Holt, 1995-98	191	3,379
2.	Jerrico Cotchery, 2000-03	200	3,119
3.	Kelvin Harmon, 2016-18	177	2,665
4.	Emeka Emezie, 2017-20	206	2,545
4.	Owen Spencer, 2007-10	126	2,441
6.	Eddie Goines, 1991-94	147	2,351
7.	Nasrallah Worthen, 1984-88	131	2,247

TOUCHDOWN RECEPTIONS

Rk	Name, Years	TD Rec.
1.	Torry Holt, 1995-98	31
2.	Jerrico Cotchery, 2000-03	21
3.	Jarvis Williams, 2007-10	20
4.	Jaylen Samuels, 2014-17	19
5.	Thayer Thomas, 2018-pres.	18
6.	Eddie Goines, 1991-94	17
	George Bryan, 2008-11	17
8.	Kelvin Harmon, 2016-18	16
9.	Owen Spencer, 2007-10	15
	Koren Robinson, 1999-00	15
11.	Emeka Emezie, 2017-pres.	14
	Nasrallah Worthen, 1984-88	14
	Haywood Jeffires, 1983-86	14

RUSHING YARDS

Rk	Name, Years	Atts.	Yards
1.	Ted Brown, 1975-78	860	4,602
2.	Joe McIntosh, 1991-94	729	3,642
3.	Tremayne Stephens, 1994-97	680	3,553
4.	Matthew Dayes, 2013-16	549	2,856
5.	Ray Robinson, 1998-01	649	2,781
6.	Anthony Barbour, 1989-92	474	2,575
7.	Shadrach Thornton, 2012-15	513	2,572
8.	Stan Fritts, 1972-74	534	2,542
9.	Andre Brown, 2005-08	523	2,539
10.	Willie Burden, 1971-73	491	2,529
11.	T.A. McLendon, 2002-04	542	2,479
12.	Billy Ray Vickers, 1976-79	489	2,189
13.	Reggie Gallasby, Jr. 2015-18	460	2,146
14.	Zonovan Knight, 2019-pres.	369	2,052
15.	Toney Baker, 2005-09	451	2,045

RUSHING TOUCHDOWNS

Rk	Name, Years	Yards
1.	Ted Brown, 1975-78	49
2.	Stan Fritts, 1972-74	41
3.	Matthew Dayes, 2013-16	34
4.	T.A. McLendon, 2002-04	33
5.	Ray Robinson, 1998-01	30
6.	Reggie Gallasby, Jr., 2015-18	29
7.	Jaylen Samuels, 2014-17	28
8.	Tremayne Stephens, 1994-97	23
	Gary Downm 1990-83	23
10.	Willie Burden, 1971-73	22
	Andre Brown, 2005-08	22
12.	Joe McIntosh, 1981-84	20
13.	Shadrach Thornton, 2012-15	19
14.	Scott Smith, 1977-79	18
	Zonovan Knight, 2019-pres.	18

CONSECUTIVE GAMES WITH A CATCH

Rk	Name, Years	Games
1.	Jaylen Samuels, 2014-17	41
2.	Jerrico Cotchery, 2000-03	39
3.	Emeka Emezie, 2017-pres.	39
	Bryan Peterson, 1999-2002	39
5.	Jimmy Grissett, 1993-96	34

RUSHING YARDS PER ATTEMPT

Rk	Name, Years	Atts.	Yards	Avg.
1.	Zonovan Knight, 2019-pres.	369	2,052	5.56
2.	Roland Hooks, 1972-74	251	1,368	5.45
3.	Ant. Barbour, 1988-90, 91-92	474	2,575	5.43
4.	Nyheim Hines, 2015-17	258	1,399	5.42
5.	Ted Brown, 1975-78	860	4,602	5.35

KICK RETURN AVERAGE

Rk	Name	Att	Yds	Avg.
1.	George Marinkov, 1954-56	27	760	28.1
2.	Darrell Blackman, 2004-07	70	1,842	26.3
3.	Lamont Reid, 2001-04	38	994	26.2
4.	Tobais Palmer, 2011-12	44	1,130	25.7
5.	Zonovan Knight, 2019-pres.	20	502	25.1

PUNT RETURN AVERAGE

Rk	Name	Att	Yds	Avg.
1.	Alex Webster, 1950-52	33	634	19.2
2.	Fred Combs, 1965-67	31	480	15.5
3.	Tony Kozarsky, 1961-63	25	302	12.1
4.	Joe Scarpatti, 1961-63	31	373	12.0
5.	Koren Robinson, 1999-00	28	308	11.0
6.	Torry Holt, 1995-98	38	454	11.9
7.	Thayer Thomas, 2018-pres.	48	505	10.5

POINTS SCORED

Rk	Name	Points
1.	Christopher Dunn, 2018-pres.	344
	Niklas Sade, 2011-14	332
3.	Ted Brown, 1975-78	312
4.	Jaylen Samuels, 2014-17	282
5.	Josh Czajkowski, 2008-10	257

FIELD GOALS

Rk	Name	FGM-FGA
1.	Christopher Dunn, 2018-pres.	65-80
2.	Niklas Sade, 2011-14	55-79
3.	Mike Cofer, 1982-84, 86	50-68
4.	Damon Hartman, 1988-91	48-75
5.	Josh Czajkowski, 2008-10	46-57

FIELD GOAL PERCENTAGE

Rk	Name	FGM-FGA	Pct
1.	Danny Deskevich, 1998	12-12	1.000
2.	Marc Primanti, 1995-96	31-33	.939
3.	Steven Hauschka, 2007	16-18	.889
4.	Christpher Dunn, 2018-pres.	65-80	.813
5.	J. Czajkowski, 2008-10	46-57	.807
6.	Nathan Ritter, 1978-80	33-41	.805

CONSECUTIVE FIELD GOALS MADE

Rk	Name	Con. FGs
1.	Marc Primanti, 1995-96	27
2.	Christopher Dunn, 2018-19	19
3.	Christopher Dunn, 2019	14
	Danny Deskevich, 1998	12
	Steve Videtich, 1993-94	12

PATs

Rk	Name, Years	Att.	Md
1.	Niklas Sade, 2011-14	172	167
2.	Christopher Dunn, 2018-pres.	149	149
3.	Josh Czajkowski, 2008-10	121	119
4.	Mike Cofer, 1982-86	108	97
	Damon Hartman, 1988-91	101	97

PAT PERCENTAGE

Rk	Name, Years	Md.-Att.	Pct.
1.	Christopher Dunn, 2018-pres.	149-149	1.000
2.	John Deraney, 2003-06	84-85	.988

CONSECUTIVE PATs MADE

Rk	Name	PATs
1.	Christopher Dunn, 2018-pres.	149
2.	Josh Czajkowski, 2008-10	83
3.	John Deraney, 2003-06	76
4.	Niklas Sade, 2011-12	60

PUNT AVERAGE

Rk	Name	Punts	Yds	Avg.
1.	Trenton Gill, 2018-pres.	146	6,728	46.1
2.	Johnny Evans, 1974-77	185	8,143	44.0
3.	Kelly Hollodick, 1985-86	83	3,539	42.6
4.	A.J. Cole, III, 2015-18	220	9,288	42.2
5.	Leslie Palmer, 1946-47	96	4,041	42.1

BLOCKED KICKS

Rk	Name	Blocks
1.	Terrence Holt, 1999-02	12 (8 FG/4 punts)
2.	Manny Lawson, 2002-05	7 (7 punts)
3.	Mark Capuano, 1967-69	6 (1 FG/4 punt/1 PAT)
4.	Woody Jones, 1939-41	6 (6 punts)
5.	Brian Williams, 1998-01	5 (5 punts)
6.	Vi Jones, 2020-pres.	3 (2 punts, 1 FG)

DEPTH CHART

OFFENSE

Pos. No.	Name	Hgt.	Wgt	Class
LT	79 Ikem "Ickey" Ekwonu	6'4	320	So.
	74 Anthony Belton	6'6	335	So.
LG	54 Dylan McMahon	6'4	294	R-Fr.
	76 Patrick Matan	6'4	300	² Fr.
C	50 Grant Gibson	6'1	305	R-Gr.
	67 Lyndon Cooper	6'2	340	¹ Fr.
RG	53 Derrick Eason	6'4	309	R-So.
	75 Anthony Carter, Jr.	6'3	310	² Fr.
RT	56 Bryson Speas	6'3	310	R-Jr
	or 52 Timothy McKay	6'4	300	R-Fr.
Y	55 Tyrone Riley	6'6	305	R-Gr
	28 Dylan Parham	6'5	245	R-Gr.
H	87 Kameron Walker	6'5	250	R-Fr.
	6 Trent Pennix	6'3	236	R-So.
or 46	Chris Toudle	6-4	240	R-Fr.
	Andrew Jayne	6'6	232	² Fr.
X	88 Devin Carter	6'3	216	R-So.
	19 C.J. Riley	6'4	225	R-Gr.
SL	5 Thayer Thomas	6'0	197	R-Gr.
	or 4 Porter Rooks	6'1	190	¹ Fr.
Z	20 Julian Gray	5'11	193	¹ Fr.
	86 Emeka Emezie	6'3	212	R-Gr.
QB	15 Keyon Lesane	5'11	190	So.
	13 Devin Leary	6'1	212	R-So.
or 16	Ben Finley	6'3	201	² Fr.
	Aaron McLaughlin	6'5	230	¹ Fr.
RB	7 Zonovan Knight	5'11	210	So.
	or 8 Ricky Person, Jr.	6'1	222	Jr.
	3 Jordan Houston	5'10	190	So.

SPECIAL TEAMS

PK	32 Christopher Dunn	5'8	184	Jr.
	90 Collin Smith	5'9	187	R-Fr.
P	99 Trenton Gill	6'4	219	R-Gr.
	93 Ian Williams	6'3	232	² Fr.
KO	99 Trenton Gill	6'4	219	R-Gr.

¹Fr. - first season is 2021; ²Fr. - first season was 2020;

DEFENSE

Pos. No.	Name	Hgt.	Wgt	Class
LE	99 Daniel Joseph	6'3	265	R-Gr.
	42 Danny Blakeman	6'2	269	R-Jr.
N	0 Terrell Dawkins	6'4	245	R-Fr.
	48 Corey Durden	6'4	31	R-Gr.
RE	55 Josh Harris	6'4	350	R-Fr.
	90 Savion Jackson	6'2	290	So.
SAM	45 Davin Vann	6'2	296	² Fr.
	52 Ibrahim Kante	6'4	263	R-Jr.
MLB	32 Drake Thomas	6'0	238	So.
	31 Vi Jones	6'3	227	R-Jr.
WLB	26 Devon Betty	6'1	225	² Fr.
	33 Jordan Poole	6'0	122	¹ Fr.
NIC	2 Jaylon Scott	6'1	245	So.
	41 Caden Fordham	6'1	214	¹ Fr.
LC	13 Tyler Baker-Williams	6'0	209	Jr.
	19 Joshua Pierre-Louis	5'10	175	² Fr.
or 7	Shyheim Battle	6'2	183	R-Fr.
	Chris Ingram	6'0	186	R-Gr.
or 3	Aydan White	6'0	178	Fr.
	SS 6 Jakeen Harris	5'10	190	So.
FS	16 Rakeim Ashford	6'1	183	So.
	10 Tanner Ingle	5'10	182	Jr.
or 12	Khalid Martin	6'0	192	R-Fr.
	Devan Boykin	5'10	187	² Fr.
RC	24 Derrek Pitts, Jr.	6-1	182	R-Gr.
	or 22 Tashaun Smith	6'3	192	Jr.
or 3	Aydan White	6'0	178	Fr.

LS	91 Joe Shimko	6'0	220	So.
H	99 Trenton Gill	6'4	219	R-Gr.
PR	5 Thayer Thomas	6'0	197	R-Gr.
KOR	7 Zonovan Knight	5'11	210	So.

CAREER STARTS BY POSITION

OFFENSE

LEFT TACKLE	Ikem Ekwonu (22)
	Tyrone Riley (4)
LEFT GUARD	Ikem Ekwonu (4)
	Chandler Zavala (*5)
	Dylan McMahon (3)
	Bryson Speas (1)
CENTER	Grant Gibson (31)
RIGHT GUARD	Dylan McMahon (12)
	Derrick Eason (2)
	Bryson Speas (1)
RIGHT TACKLE	Bryson Speas (19)
	Tyrone Riley (3)
TIGHT END	Dylan Parham (11)
	Chris Toudle (2)
	Derrick Eason (1)
QUARTERBACK	Devin Leary (15)
RUNNING BACK	Ricky Person (14)
	Zonovan Knight (14)
	Jordan Houston (5)
	Trent Pennix (1)
WIDE RECEIVER	Emeka Emezie (39)
	Thayer Thomas (28)
	Devin Carter (28)
	C.J. Riley (5)
	Jasiah Provillon (2)

DEFENSE

DEFENSIVE END	Ibrahim Kante (12)
	Daniel Joseph (15)
	Savion Jackson (11)
	Terrell Dawkins (6)
NOSE	C.J. Clark (5)
	Cory Durden (3)
	Josh Harris (1)
MLB	Isaiah Moore (40)
	Drake Thomas (2)
WLB	Payton Wilson (12)
	Jaylon Scott (6)
	Isaiah Moore (2)
	Drake Thomas (1)
	Levi Jones (2)
SLB	Drake Thomas (17)
	Payton Wilson (1)
	Levi Jones (2)
NICKEL	Tyler Baker-Williams (18)
	Tanner Ingle (7)
	Chris Ingram (1)
	Joshua Pierre-Louis (3)
STRONG SAFETY	Jakeen Harris (18)
	Cyrus Fagan (1)
FREE SAFETY	Tanner Ingle (24)
	Cyrus Fagan (*5)
	Tyler Baker-Williams (2)
	Devan Boykin (2)
	Khalid Martin (1)
	Rakeim Ashford (1)
CORNERBACK	Chris Ingram (19)
	Shyheim Battle (18)
	Derrek Pitts (*6)
	Tashaun Smith (5)
	Cecil Powell (5)
	Aydan White (3)

SPECIAL TEAMS

PUNTER	Trenton Gill (31)
PLACEKICKER	Christopher Dunn (44)
LONG SNAPPER	Joe Shimko (31)
*Started games prior to NC State	

LONGEST STARTING STREAKS

Christopher Dunn, PK	44
Grant Gibson, C	31

PRONUNCIATION GUIDE

Dave Doeren..... DOOR ehn	Savion Jackson..... SAVE ee ahn	Jasiah Provillon...jah SIGH ah pro VILLE ohn
Jakolbe Baldwin..... jah KOHL bee	Vi Jones..... VYE	Tashaun Smith..... TAY shawn
Shyheim Battle..... shah HEEM	Ibrahim Kante.....EEB rah hem KAHN tay	Bryson Speas.....SPEEZ
Devon Betty..... deh VOHN	Keyon Lesane..... KEE yohn leh SAIN	Thayer Thomas..... THAY uhr
Caden Fordham..... KAY den	Kahlid Martin..... kah LEED	Chris Toudle..... TOO duhl
Cayman Czesak.....CAY man SEE zak	Patrick Matan.....MATT ann	Nick Treco..... TREE coh
Jaleel Davis.....jah LEAL	Aaron McLaughlin..... mac LOFF lin	Ezemdi Udoh.....eh ZEM dee OO doh
Terrell Dawkins.....tehr ELL	Alex McLaughlin.....mac LOCK lin	Aydan White.....AY dahn
Ikem Ekwonu.....ee KEHM eck WAHN ew	Nehki Meredith.....neh KYE	Chandler Zavala..... zah VAHL ah
Emeka Emezie..... ee MECK ah ee MEZZ ee	Alec Neugent.....NEW jint	
Cyrus Fagan.....FAY guhn	Dylan Parham.....PAIR ham	
Bernard Flerlage.....flehr LOG ee	Joshua Pierre-Louis..... pee EHR LOO is	
Caden Fordham..... KAY den FORD ham	Derrek Pitts.....dehr EEK	
Jakeen Harris.....jah KEEN	Travali Price.....trah VAHL ee	



HEAD COACH DAVE DOEREN

- In his ninth season at NC State, his 11th season as a head coach overall.
- Ranks second among the longest tenured coaches in NC State history behind Earle Edwards (17, 1954-70).
- Also ranks second in Wolfpack history in coaching victories (56).
- In the past four seasons, has had 14 players drafted by the NFL - including an ACC-best seven in 2017 (the sixth-highest total nationally that season). 21 total have been drafted during his tenure at NC State.
- NC State has boasted 35 Academic All-ACC performers under his guidance and in 2018, Ryan Finley was named to the prestigious NFF National Scholar-Athlete Team.
- The 2020 Wolfpack set a school record with seven ACC wins (7-3).
- With nine victories, the 2018 Wolfpack was one of just six teams in the 126-year history of NC State football to post nine or more regular season wins. It marked the first time since 1991-92 that State posted back-to-back nine-win seasons (only the third time in school history).
- His Wolfpack teams qualified for five consecutive bowl games - the second-longest bowl streak in school history - and have qualified for six total (in eight seasons).
- Has coached bowl eligible teams in 15 of his 19 years in Division I.
- One of his players won one of college football's national award in 2017 and 2018: Bradley Chubb (2017 Nagurski & Hendricks) and Garrett Bradbury (2018 Rimington).
- In 2014, the Wolfpack posted its best rushing average since 1992.
- Wolfpack has turned in over 8,000 collective hours of community service during his tenure at NC State.
- Led Northern Illinois to the most successful two years in program history.
- His first Husky squad won the school's first MAC Championship since 1983 and tied the school record with 11 wins.
- His 2012 NIU team repeated as league champ and set a new school mark with 12 victories, earning a trip to the Orange Bowl - the first BCS berth ever for a MAC school.
- Was a finalist for several national coach of the year awards in 2012.
- NIU boasted the nation's longest conference winning streak (17) and never lost a home game during his tenure.
- Spend five seasons in the Big Ten, serving as defensive coordinator and linebackers coach at Wisconsin.
- The Badgers posted a 49-15 mark while he was on staff.
- Spent four seasons at Kansas and was on staff when the Jayhawks ended a seven-year bowl drought.
- In 2000 and 2001, coached the secondary at Montana. The Grizzlies advanced to the national title game in 2000, losing by two points, but returned in 2001 to win the championship.
- Montana posted a 28-3 record and won two Big Sky titles during his tenure.
- Planned to go to medical school and become an orthopedic surgeon. He took the MCAT but after helping coach high school between his junior and senior years, fell in love with coaching.
- Lettered at tight end at Drake and was an Academic All-American.
- Earned his undergraduate degree in pre-medical biology. Earned his master's from Drake in educational leadership and began work on a Ph.D. while serving as a graduate assistant at the University of Southern California.

DOEREN VS.

Akron	1-0
Arizona State	1-0
Arkansas St.	1-0
Army	2-0
Ball State	3-0
BGSU	1-0
Boston College	4-4
Buffalo	2-0
Cal Poly	1-0
Central Michigan	2-1
Clemson	1-7
Duke	1-1
East Carolina	2-2
E. Kentucky	1-0
E. Michigan	2-0
Florida State	3-5
Furman	2-0
Georgia Southern	1-0
Georgia State	1-0
Georgia Tech	1-2
Iowa	0-1
James Madison	1-0
Kansas	1-1
Kent State	2-0
Kentucky	0-1
La. Tech	2-0
Liberty	1-0
Louisville	2-4
Marshall	2-0
Maryland	0-1
Massachusetts	1-0
Miami	0-3
Mississippi St.	0-2
Notre Dame	1-1
ODU	3-0
Ohio	1-0
Pitt	2-0
Presbyterian	1-0
Richmond	1-0
South Alabama	1-0
South Carolina	0-1
S. Florida	2-0
Syracuse	6-2
Texas A&M	0-1
Toledo	2-0
Troy	1-0
UCF	1-0
UNC	4-4
UT Martin	1-0
Vanderbilt	1-0
Virginia	2-0
Virginia Tech	0-2
Wake Forest	4-4
W. Carolina	1-0
W. Michigan	2-0
W. Virginia	0-1
William & Mary	1-0
Wisconsin	0-1
Totals	83-52

DOEREN YEAR-BY-YEAR

Year	School	Position	Record	Postseason Notes
1994	Shawnee Mission HS	Assistant Coach		
1995	Drake	Linebackers	8-1-1	
1996	Drake	Linebackers	8-3	
1997	Drake	Linebackers/Defensive coor.	8-3	
1998	USC	Graduate Assistant	8-5	Sun Bowl
1999	USC	Graduate Assistant	6-6	
2000	Montana	Defensive Secondary	13-2	IAA Runner-ups; Big Sky Champions
2001	Montana	Defensive Secondary	15-1	I-AA Champions; Big Sky Champions
2002	Kansas	LB/Recruiting Coordinator	2-10	
2003	Kansas	LB/Recruiting Coordinator	6-7	Tangerine Bowl
2004	Kansas	LB/Recruiting Coordinator	4-7	
2005	Kansas	LB/Co-Defensive Coordinator	7-5	Ft. Worth Bowl (W)
2006	Wisconsin	Co-Def. Coor./Rec. Coor./LBs	12-1	Capital One Bowl (W)
2007	Wisconsin	Co-Def. Coor./Rec. Coor./LBs	9-4	Outback Bowl (L)
2008	Wisconsin	Defensive Coordinator/LBs	7-6	Champs Sports Bowl (L)
2009	Wisconsin	Defensive Coordinator/LBs	10-3	Champs Sports Bowl (W)
2010	Wisconsin	Defensive Coordinator/LBs	11-2	Rose Bowl (L); Big 10 Champions
2011	Northern Illinois	Head Coach	11-3	GoDaddy.com Bowl (W); MAC Champs
2012	Northern Illinois	Head Coach	12-1	*Orange Bowl (L); MAC Champions
2013	NC State	Head Coach	3-9	
2014	NC State	Head Coach	8-5	Bitcoin St. Pete Bowl (W)
2015	NC State	Head Coach	7-6	Belk Bowl (L)
2016	NC State	Head Coach	7-6	Independence Bowl (W)
2017	NC State	Head Coach	9-4	Hyundai Sun Bowl (W), No. 23 final rank
2018	NC State	Head Coach	9-4	Fifth-straight bowl eligible team
2019	NC State	Head Coach	4-8	
2020	NC State	Head Coach	7-3	
2021	NC State	Head Coach	5-2	

* - Team competed in Orange Bowl after Doeren was named head coach at NC State

DAVE DOEREN QUICK FACTS

Hometown
Shawnee Mission, KS

High School
Bishop Miege

BS Degree
Pre-Med Biology (Drake '94)

Master's
Educational Leadership (Drake '99)

Career Record
83-52 (11th yr)

Record at NC State
60-48 (9th yr)

Bowl Record
4-3*

Family
Sara (Vander Woude)
Jacob (21), Luke (19)
Connor (15)

CARTER-FINLEY STADIUM

One of the landmarks of North Carolina's capital city, Carter-Finley Stadium has gained a national reputation as being one of the toughest places to play. The home of the Wolfpack, which celebrated its 50th birthday in 2016, boasts 57,600 permanent seats and is surrounded by acres of convenient parking.

The playing surface at Carter-Finley Stadium was reconstructed in 2009. Named for Wolfpack alumnus Wayne T. Day in 2002, it is built to USGA specifications for a golf green.

The south end zone is the home of the 103,254 square-foot Murphy Center, which is the football team's home for training and preparation.

NC State practices just a stone's throw away at the Wolfpack Practice Complex and the mammoth Close-King Indoor Practice Facility. The outdoor complex covers seven acres and boasts three full fields, a training room, restrooms and a video/coaching tower. The indoor facility boasts a full, 120-yard football field and roof height sufficient for kicking game, with suspended goal posts, additional training and conditioning space beyond both end zones

The A.E. Finley Fieldhouse in the north end zone houses two spacious, state-of-the-art locker rooms that can be divided into smaller locker rooms when NC State plays host to high school championship games. There are also halftime locker room areas for the cheerleaders, the dance team, game referees and coaches.

RECORD AT CARTER-FINLEY (219-118-6)					
Year	Rec.	1985	1-5	2005	4-3
1966	3-2	1986	6-0-1	2006	3-4
1967	4-0	1987	2-4	2007	3-4
1968	3-2	1988	5-1-1	2008	4-3
1969	1-3-1	1989	5-2	2009	5-3
1970	2-1-1	1990	5-1	2010	5-1
1971	1-4	1991	6-1	2011	6-1
1972	5-0-1	1992	5-1	2012	5-1
1973	5-0	1993	5-1	2013	3-5
1974	5-0	1994	5-1	2014	4-3
1975	5-1	1995	1-5	2015	3-3
1976	1-4-1	1996	2-3	2016	4-3
1977	4-3	1997	4-2	2017	5-1
1978	5-1	1998	5-1	2018	6-1
1979	4-2	1999	4-1	2019	4-3
1980	5-1	2000	5-1	2020	5-1
1981	3-4	2001	3-3	2021	4-0
1982	5-1	2002	6-1	221-118-6	
1983	2-5	2003	6-1		
1984	2-5	2004	2-4		



CARTER-FINLEY STADIUM RECORDS

NC STATE INDIVIDUAL

Category	Mark	Player, Opponent	Year
Rushes	37	Ted Brown vs. Penn St.	1977
Rushing Yards	251	Ted Brown vs. Penn St.	1977
Rushing TDs	3	by many	
All-Purpose Yds	279	Andre Brown vs. S. Miss	2005
Pass Attempts	57	Philip Rivers vs. Arkansas St.	2000
Pass Completions	38	Russell Wilson vs. BC	2010
TD Passes	5	Mike Glennon vs. Maryland	2011
Passing Yards	423	Philip Rivers vs. UNC	2003
Receptions	15	Torry Holt vs. Wake Forest	1998
Reception Yards	217	Jerricho Cotchery vs. UNC	2003
TD Receptions	3	Nasrallah Worthen vs. Duke	1988
	3	Koren Robinson vs. Ga. Tech	2000
	3	Jerricho Cotchery vs. Clemson	2001
Total Offense	463	Philip Rivers vs. UNC	2003
Punt Ret Yds	103	Darrell Blackman vs. FSU	2004
Kickoff Ret Yds	202	T.J. Graham vs. Duke	2009
Tackles	24	Bill Cowher vs. South Carolina	1977
	24	Bill Cowher vs. Clemson	1978
	24	Dantonio Burnette vs. Clemson	2001

OPPONENT INDIVIDUAL

Category	Mark	Player, Opponent	Year
Rushes	39	by Mike Voight of UNC	1975
Rushing Yards	221	by Thomas Jones of Virginia	1999
All-Purpose Yards	231	by Leroy Gallman of Duke	1992
Pass Attempts	63	by B.J. Symons of Texas Tech	2003
Pass Completions	41	by Matt Schaub of Virginia	2003
TD Passes	5	by four players	
Passing Yards	586	by B.J. Symons of Texas Tech	2004
Receptions	17	by Ervin Phillips	2017
Reception Yards	248	by Tyre Brady of Marshall	2017
TD Receptions	3	by Wali Lundy of Virginia	2003
Total Offense	618	by B.J. Symons of Texas Tech	2003
Punt Return Yards	117	by Jack Patterson of ECU	1971
Kickoff Return Yds	231	by Leroy Gallman of Duke	1992
Tackles	24	by Bill Banks of Penn St.	1977
	24	by Anderson of Virginia	1979

OPPONENT TEAM

Points	58	by Florida State	2000
Touchdowns	8	by Florida State	2000
First Downs	30	by Texas Tech	2003
	30	by Furman	1984
Rush Attempts	81	by UNC	1971
Rushing Yards	402	by Wake Forest	1971
Rushing TDs	5	by Clemson	1982, 1984
Pass Attempts	64	by Texas Tech	2003
Pass Completions	41	by Virginia	2003
Passing Yards	586	by Texas Tech	2003
TD Passes	5	by 3 teams	
Total Offense	681	by Texas Tech	2003
Plays	97	by UNC	1971
Fumbles Lost	6	by Duke	1986
Penalties	20	by Clemson	2001
Penalty Yards	181	by Clemson	2001
Punts	12	by Wake Forest	2012
	12	by Western Carolina	1990
Interceptions by	6	by Wake Forest	1984
	6	by Clemson	1995
Punt Return Yards	117	by Duke	1971
	117	by Penn State	1981
Kickoff Return Yds	276	by Duke	1992

NC STATE INDIVIDUAL

Points	67	vs. Western Carolina	1990
Touchdowns	9	vs. Western Carolina	1990
	9	vs. Murray State	2009
First Downs	35	vs. The Citadel	1983
Rush Attempts	80	vs. East Carolina	1980
Rushing Yards	407	vs. Wake Forest	1973
Rushing TDs	7	vs. Western Carolina	1990
Pass Attempts	57	vs. Arkansas State	2000
Pass Completions	41	vs. Boston College	2010
Passing Yards	423	vs. UNC	2003
TD Passes	5	vs. Maryland	2011
Total Offense	638	vs. Wake Forest	1973
Plays	96	vs. Maryland	2011
Fumbles Lost	3	vs. 10 teams	
Penalties	14	vs. Clemson	1999
	14	vs. Ohio State	2004
Penalty Yards	144	vs. Wake Forest	2016
Punts	11	vs. Miami	1981
	11	vs. Florida State	2004
Interceptions by	6	vs. Florida State	1998
Punt Ret. Yds	126	vs. Florida State	2004
Kickoff Ret. Yds	224	vs. Duke	2009

ALPHABETICAL ROSTER

No.	Name	Pos.	Hgt.	Wgt.	Cl.	Hometown, (Last School)
16	Rakeim Ashford	SAF	6'1	183	So.	Ackerman, Ms/ (Choctaw Co/Jones Co CC)
13	Tyler Baker-Williams	NIC	6'0	209	Jr.	Raleigh, N.C. (Southeast)
89	Jakolbe Baldwin	WR	6'0	207	1Fr.	Hamlet, N.C. (Richmond Senior)
25	Shyheim Battle	CB	6'2	183	R-Fr.	Rocky Mount, N.C. (Rocky Mount)
74	Anthony Belton	OT	6'6	335	So.	Tallahassee, Fla. (FSU Univ. School/Ga. Milit)
26	Devon Betty	LB	6'1	225	2Fr.	Carver Ranches, Fl. (St. Thomas Aquinas)
42	Danny Blakeman	DE	6'2	269	R-Jr.	Raleigh, N.C. (Leesville Road)
12	Devan Boykin	NIC	5'10	187	2Fr.	Greensboro, N.C. (Ragsdale)
29	Sean Brown	SAF	6'0	198	1Fr.	Charlotte, N.C. (Hough)
75	Anthony Carter, Jr.	OL	6'3	310	2Fr.	Charlotte, N.C. (Butler)
88	Devin Carter	WR	6'3	216	R-So.	Clayton, N.C. (Clayton)
30	Keon Caudle, Jr.	RB	5'11	213	2Fr.	Enfield, N.C. (Tarboro)
5	C.J. Clark	DT	6'3	300	R-Fr.	New London, N.C. (N. Stanly)
21	Jalen Coit	WR	5'11	156	2Fr.	Cheraw, S.C. (Cheraw)
57	Lyndon Cooper	OL	6'2	340	1Fr.	Atlanta, Ga. (Carrollton)
83	Joshua Crabtree	WR	6'3	193	2Fr.	Raleigh, N.C. (Heritage)
38	Clay Craddock	LB	6'0	209	2Fr.	Tarboro, N.C. (Tarboro)
22	Micah Crowell	WR	6'1	215	1Fr.	Winston-Salem, N.C. (E. Forsyth)
15	Cayman Czesak	NIC	6'2	188	R-Jr.	Wilmington, N.C. (Lane)
62	Jaleel Davis	OL	6'6	300	Fr.	Hamlet, N.C. (Richmond Senior)
0	Terrell Dawkins	DE	6'4	245	R-Fr.	Concord, N.C. (Cox Mill)
33	Jackson DeSilva	WR	6'0	200	R - Fr.	Rolesville, N.C. (Rolesville)
46	Levi Dorsey	SAF	6'1	205	R - Fr.	Louisburg, N.C. (N. Wake Saints)
32	Christopher Dunn	PK	5'8	184	Jr.	Lexington, N.C. (N. Davidson)
80	Justin Dunn	WR	6'1	200	R-So.	Raleigh, N.C. (Sanderson)
48	Cory Durden	DT	6'4	310	R - Gr.	Newberry, Fla. (Newberry/FSU)
53	Derrick Eason	OL	6'4	309	R-So.	Norfolk, Va. (Norview)
39	Darius Edmundson	DB	6'0	170	R-So.	Middlesex, N.C. (Southern Nash/Louisburg)
79	Ikem "Ickey" Ekwonu	OT	6'4	320	So.	Charlotte, N.C. (Providence Day)
86	Emeka Emezie	WR	6'3	212	*Gr.	Waxhaw, N.C. (Marvin Ridge)
34	Nate Evans	CB	6'0	172	1Fr.	Virginia Tech, Va. (Cox)
4	Cyrus Fagan	SAF	6'1	190	R-Fr.	Daytona Beach, Fla. (FSU)
10	Ben Finley	QB	6'3	201	2Fr.	Phoenix, Az. (Paradise Valley)
82	Max Fisher	WR	6'2	215	R-Jr.	Upper Marlboro, Md (Gonzaga Coll.)
49	Bernard Flerlage	LB	6'0	245	2Fr.	Fayetteville, N.C. (Pine Forest)
41	Caden Fordham	LB	6'1	214	1Fr.	Ponte Vedra, Fla. (The Bolles School)
35	Michael Fox	WR	6'0	174	R-So.	Orlando, Fla. (Dr Phillips/Central Ark.)
8	Jalen Frazier	NIC	5'9	181	R- Fr.	Charlotte, N.C. (Hough)
71	Thornton Gentry	OL	6'4	308	1Fr.	Chapin, S.C. (Chapin)
50	Grant Gibson	OG/C	6'1	305	R-Gr.	Charlotte, N.C. (Mallard Creek)
99	Trenton Gill	P	6'4	219	R-Gr.	Hillsborough, N.C. (Cedar Ridge)
47	Alex Gray	LB	6'1	218	R-So.	Greensboro, N.C. (Page)
20	Julian Gray	WR	5'11	193	1Fr.	Charlotte, N.C. (Hopewell)
6	Jakeen Harris	SAF	5'10	190	So.	Savannah, Ga. (Benedictine Milit.)
55	Joshua Harris	DT	6'4	325	R- Fr.	Roxboro, N.C. (Person)
11	Andrew Harvey	QB	6'2	209	2Fr.	Cary, N.C. (Cardinal Gibbons)
35	Chase Hattley	DB	6'3	205	Fr.	Cary, N.C. (Panther Creek)
72	Sean Hill	OL	6'3	305	2Fr.	Snellville, Ga. (Brookwood)
3	Jordan Houston	RB	5'10	190	So.	Waldorf, Md. (Flint Hill)
10	Tanner Ingle	SAF	5'10	182	Jr.	Orlando, Fla. (Dr. Phillips)
7	Chris Ingram	CB	6'0	186	Gr.	Salisbury, N.C. (Mooreville)
90	Savion Jackson	DE	6'2	290	So.	Clayton, N.C. (Clayton)
46	Andrew Jayne	TE	6'6	232	2Fr.	Fayetteville, N.C. (Terry Sanford)
43	Colby Johnson	LB	6'0	198	2Fr.	Reidsville, N.C. (Reidsville)
44	Yates Johnson	TE	6'5	243	2Fr.	Fayetteville, N.C. (Terry Sanford)
36	Demarcus Jones, II	RB	5'10	213	R- Fr.	Wendell, N.C. (Wake Forest)
31	Vi Jones	LB	6'3	227	R- Jr.	Austin, Texas (Westlake/USC)
99	Daniel Joseph	DE	6'3	265	*R-Gr.	Toronto, Ont... (Lake Forest Acad/PSU)
52	Ibrahim Kante	DE	6'4	263	R-Jr.	New York, N.Y. (Cardinal Hayes)
70	Walter Karstens	OL	6'7	360	R-Fr.	Clayton, N.C. (Clayton)
7	Zonovan Knight	RB	5'11	210	So.	Bailey, N.C. (Southern Nash)
60	Ethan Lane	OL	6'3	290	2Fr.	Lawrenceville, Ga. (Archer)
97	Claude Larkins	DL	6'4	284	2Fr.	Hollywood, Fla. (Chaminade-Madonna)
67	Brendan Lawson	OL	6'2	270	Fr.	Swansboro, N.C. (Swansboro)
13	Devin Leary	QB	6'1	212	R-So.	Sicklerville, N.J. (Timber Creek)
15	Keyon Lesane	WR	5'11	190	So.	Lumberton, N.C. (Butler)
44	Mario Love, Jr.	NIC	5'9	162	1Fr.	Cornelius, N.C. (Hough)
21	Khalid Martin	SAF	6'0	192	R-Fr.	Tobaccoville, N.C. (E. Forsyth)
76	Patrick Matan	OL	6'4	300	2Fr.	Chevy Chase, Md. (Gonzaga College HS)
68	Matt McCabe	OL	6'6	260	2Fr.	Cary, N.C. (Panther Creek)
52	Timothy McKay	OL	6'4	300	R- Fr.	Raleigh, N.C. (Wakefield)
16	Aaron McLaughlin	QB	6'5	230	1Fr.	Cumming, Ga. (Denmark)
92	Alex McLaughlin	LS	5'10	220	Fr.	Matthews, N.C. (Weddington)
54	Dylan McMahon	OL	6'4	300	R- Fr.	Savannah, Ga. (Savannah Christian)
14	Nehki Meredith	CB	5'9	180	2Fr.	Virginia Beach, Va. (Bishop Sullivan)
34	Delbert Mimms, III	RB	5'11	220	R- Fr.	Indianapolis, Ind. (Ben Davis)
1	Isaiah Moore	LB	6'2	236	R-Gr.	Chester, Va. (Bird)
31	Dillon Mosley	WR	6'0	184	2Fr.	Mount Airy, N.C. (East Surry)
94	Alec Neugent	DL	6'2	254	R-Fr.	Winston-Salem, N.C. (E. Forsyth)
98	Caden Noonkester	P/K	6'6	200	Fr.	Waxhaw, N.C. (Marvin Ridge)
28	Dylan Parham	TE	6'5	245	R-Gr.	Raleigh, N.C. (Southeast)
27	Jayland Parker	LB	6'1	202	2Fr.	Macon, Ga. (Westside)
6	Trent Pennix	RB	6'3	236	R-So.	Raleigh, N.C. (Sanderson)
8	Ricky Person, Jr.	RB	6'1	222	Jr.	Wake Forest, N.C. (Heritage)
19	Joshua Pierre-Louis	NIC	5'10	175	2Fr.	Riviera Beach, Fla. (Benjamin School)
24	Derrek Pitts, Jr.	CB	6'1	182	R-Gr.	Dunbar, W.V. (Marshall)
33	Jordan Poole	LB	6'0	222	1Fr.	Oakboro, N.C. (W. Stanly)
4	Cecil Powell	CB	6'0	214	So.	Ft. Lauderdale, Fla. (Piper)
58	Travali Price	DE	6'4	260	1Fr.	Lincolnton N.C. (N. Lincoln)
84	Jasiah Provillon	WR	6'2	208	R-So.	Irvington, N.J. (Irvington)
38	Joey Ray	RB	5'9	200	R-So.	Pilot Mountain, N.C. (E. Surry)
56	Zyun Reeves	DL	6'7	265	Fr.	Winston-Salem, N.C. (E. Forsyth)
61	Bo Ressler	OL	6'7	305	R-So.	Cary, N.C. (Green Hope)
19	C.J. Riley, III	WR	6'4	230	R-Gr.	Coconut Crk, Fla. (N. Broward Prep)
55	Tyrone Riley	OT	6'6	305	*R-Gr.	Savannah, Ga. (Calvary Day School)
78	Jason Roesel	OL	6'3	252	Fr.	Raleigh, N.C. (Leesville Road)
4	Porter Rooks	WR	6'1	190	2Fr.	Charlotte, N.C. (Myers Park)
24	Christopher Scott, Jr.	WR	6'0	160	2Fr.	Dacula, Ga. (Dacula)
2	Jaylon Scott	LB	6'1	245	So.	Shelby, N.C. (Shelby)
47	Cedd Seabrough	TE	6'4	215	Fr.	Swainsboro, Ga. (Swainsboro)
48	Fred Seabrough	TE	6'4	215	Fr.	Swainsboro, Ga. (Swainsboro)
39	Jamie Shaw	LB	6'4	242	R- Fr.	Sanford, N.C. (Sandhills)
91	Joe Shimko	LS	6'0	220	So.	Belmar, N.J. (Wall Township)
85	Anthony Smith	WR	6'2	185	2Fr.	Huntington, Md. (Huntington)
90	Collin Smith	K/P	5'9	187	R- Fr.	Gibsonville, N.C. (E. Guilford)
22	Teshawn Smith	CB	6'3	192	Jr.	Ft. Lauderdale, Fla. (Western)
56	Bryson Speas	OG	6'3	310	R-Jr.	Greensboro, N.C. (Dudley)
26	Demie Sumo-Karngbaye	RB	6'0	200	Fr.	Willingboro, N.J. (Willingboro)
59	Jayden Tate	LS/DT	5'10	262	1Fr.	Lincolnton, N.C. (N. Lincoln)
32	Drake Thomas	LB	6'0	238	So.	Wake Forest, N.C. (Heritage)
5	Thayer Thomas	WR	6'0	197	R-Gr.	Wake Forest, N.C. (Heritage)
29	Christopher Toudle	TE	6'4	240	R- Fr.	Wilmington, N.C. (Hoggard)
37	Nicholas Treco	NIC	5'11	195	R- Fr.	Charlotte, N.C. (Mallard Creek)
43	Ezemdi Udoh	TE	6'5	247	2Fr.	Fayetteville, N.C. (Terry Sandford)
45	Davin Vann	DT	6'2	296	2Fr.	Cary, N.C. (Cary)
87	Kameron Walker	TE	6'5	250	R- Fr.	Canton, N.C. (Pisgah)
12	Zo Wallace	QB	6'1	254	1Fr.	Gastonia, N.C. (Hunter Huss)
3	Aydan White	CB	6'0	178	2Fr.	Asheville, N.C. (Christ School)
93	Ian Williams	K/P	6'3	232	2Fr.	Charlotte, N.C. (Weddington)
91	Jerome Williams	DE	6'1	277	R- Fr.	Jacksonville, N.C. (SW Onslow)
11	Payton Wilson	LB	6'4	235	R-So.	Hillsborough, N.C. (Orange)
45	Camden Woods	TE	6'2	230	R-So.	Raleigh, N.C. (Wake Christian Acad)
64	Chandler Zavala	OL	6'5	325	R - Gr.	Boynton Beach, Fla. (Forest Park/Fairmont St.)

No.	Name	Pos.	Hgt.	Wgt.	Cl.	Hometown, (Last School)	39	Jamie Shaw	LB	6'4	242	R- Fr.	Sanford, N.C. (Sandhills)
0	Terrell Dawkins	DE	6'4	245	R-Fr.	Concord, N.C. (Cox Mill)	41	Caden Fordham	LB	6'1	214	1Fr.	Ponte Vedra, Fla. (The Bolles School)
1	Isaiah Moore	LB	6'2	236	R-Gr.	Chester, Va. (Bird)	42	Danny Blakeman	DE	6'2	269	R-Jr.	Raleigh, N.C. (Leesville Road)
2	Jaylon Scott	LB	6'1	245	So.	Shelby, N.C. (Shelby)	43	Colby Johnson	LB	6'0	198	2Fr.	Reidsville, N.C. (Reidsville)
3	Jordan Houston	RB	5'10	190	So.	Waldorf, Md. (Flint Hill)	43	Ezemdi Udoh	TE	6'5	247	2Fr.	Fayetteville, N.C. (Terry Sanford)
3	Aydan White	CB	6'0	178	2Fr.	Asheville, N.C. (Christ School)	44	Yates Johnson	TE	6'5	243	2Fr.	Fayetteville, N.C. (Terry Sanford)
4	Cyrus Fagan	SAF	6'1	190	R-Gr.	Daytona Beach, Fla. (FSU)	44	Mario Love, Jr.	NIC	5'9	162	1Fr.	Cornelius, N.C. (Hough)
4	Cecil Powell	CB	6'0	214	So.	Ft. Lauderdale, Fla. (Piper)	45	Davin Vann	DT	6'2	296	2Fr.	Cary, N.C. (Cary)
4	Porter Rooks	WR	6'1	190	2Fr.	Charlotte, N.C. (Myers Park)	45	Camden Woods	TE	6'2	230	R-So.	Raleigh, N.C. (Wake Christian Acad)
5	C.J. Clark	DT	6'3	300	R-Fr.	New London, N.C. (N. Stanly)	46	Levi Dorsey	SAF	6'1	205	R - Fr.	Louisburg, N.C. (N. Wake Saints)
5	Thayer Thomas	WR	6'0	197	R-Gr.	Wake Forest, N.C. (Heritage)	46	Andrew Jayne	TE	6'6	232	2Fr.	Fayetteville, N.C. (Terry Sanford)
6	Jakeen Harris	SAF	5'10	190	So.	Savannah, Ga. (Benedictine Milit.)	47	Alex Gray	LB	6'1	218	R-So.	Greensboro, N.C. (Page)
6	Trent Pennix	RB	6'3	236	R-So.	Raleigh, N.C. (Sanderson)	47	Cedd Seabrough	TE	6'4	215	Fr.	Swainsboro, Ga. (Swainsboro)
7	Chris Ingram	CB	6'0	186	Gr.	Salisbury, N.C. (Mooresville)	48	Cory Durden	DT	6'4	310	R - Gr.	Newberry, Fla. (Newberry/FSU)
7	Zonovan Knight	RB	5'11	210	So.	Bailey, N.C. (Southern Nash)	48	Fred Seabrough	TE	6'4	215	Fr.	Swainsboro, Ga. (Swainsboro)
8	Jalen Frazier	NIC	5'9	181	R- Fr.	Charlotte, N.C. (Hough)	49	Bernard Flerlage	LB	6'0	245	2Fr.	Fayetteville, N.C. (Pine Forest)
8	Ricky Person, Jr.	RB	6'1	222	Jr.	Wake Forest, N.C. (Heritage)	50	Grant Gibson	OG/C	6'1	305	R-Gr.	Charlotte, N.C. (Mallard Creek)
10	Ben Finley	QB	6'3	201	2Fr.	Phoenix, Az. (Paradise Valley)	52	Ibrahim Kante	DE	6'4	263	R-Jr.	New York, N.Y. (Cardinal Hayes)
10	Tanner Ingle	SAF	5'10	182	Jr.	Orlando, Fla. (Dr. Phillips)	52	Timothy McKay	OL	6'4	300	R- Fr.	Raleigh, N.C. (Wakefield)
11	Andrew Harvey	QB	6'2	209	2Fr.	Cary, N.C. (Cardinal Gibbons)	53	Derrick Eason	OL	6'4	309	R-So.	Norfolk, Va. (Norview)
11	Payton Wilson	LB	6'4	235	R-So.	Hillsborough, N.C. (Orange)	54	Dylan McMahon	OL	6'4	300	R- Fr.	Savannah, Ga. (Savannah Christian)
12	Devan Boykin	NIC	5'10	187	2Fr.	Greensboro, N.C. (Ragsdale)	55	Joshua Harris	DT	6'4	325	R- Fr.	Roxboro, N.C. (Person)
12	Zo Wallace	QB	6'1	254	1Fr.	Gastonia, N.C. (Hunter Huss)	55	Tyrone Riley	OT	6'6	305	*R-Gr.	Savannah, Ga. (Calvary Day School)
13	Tyler Baker-Williams	NIC	6'0	209	Jr.	Raleigh, N.C. (Southeast)	56	Zyun Reeves	DL	6'7	265	Fr.	Winston-Salem, N.C. (E. Forsyth)
13	Devin Leary	QB	6'1	212	R-So.	Sicklerville, N.J. (Timber Creek)	56	Bryson Speas	OG	6'3	310	R-Jr.	Greensboro, N.C. (Dudley)
14	Nehki Meredith	CB	5'9	180	2Fr.	Virginia Beach, Va. (Bishop Sullivan)	57	Lyndon Cooper	OL	6'2	340	1Fr.	Atlanta, Ga. (Carrollton)
15	Cayman Czesak	NIC	6'2	188	R-Jr.	Wilmington, N.C. (Lane)	58	Travali Price	DE	6'4	260	1Fr.	Lincolnton N.C. (N. Lincoln)
15	Keyon Lesane	WR	5'11	190	So.	Lumberton, N.C. (Butler)	59	Jayden Tate	LS/DT	5'10	262	1Fr.	Lincolnton, N.C. (N. Lincoln)
16	Rakeim Ashford	SAF	6'1	183	So.	Ackerman, Ms/ (Choctaw Co/Jones Co CC)	60	Ethan Lane	OL	6'3	290	2Fr.	Lawrenceville, Ga. (Archer)
16	Aaron McLaughlin	QB	6'5	230	1Fr.	Cumming, Ga. (Denmark)	61	Bo Ressler	OL	6'7	305	R-So.	Cary, N.C. (Green Hope)
19	Joshua Pierre-Louis	NIC	5'10	175	2Fr.	Riviera Beach, Fla. (Benjamin School)	62	Jaleel Davis	OL	6'6	300	Fr.	Hamlet, N.C. (Richmond Senior)
19	C.J. Riley, III	WR	6'4	230	R-Gr.	Coconut Crk, Fla. (N. Broward Prep)	64	Chandler Zavala	OL	6'5	325	R - Gr.	Boynton Beach, Fla. (Forest Park/Fairmont St.)
20	Julian Gray	WR	5'11	193	1Fr.	Charlotte, N.C. (Hopewell)	67	Brendan Lawson	OL	6'2	270	Fr.	Swansboro, N.C. (Swansboro)
21	Jalen Coit	WR	5'11	156	2Fr.	Cheraw, S.C. (Cheraw)	68	Matt McCabe	OL	6'6	26		

THE LAST TIME ...

NC STATE TEAM		
Category	Mark	Game
Scored 50+	58	vs. East Carolina (12/1/18)
Scored 60+	63	vs. S. Alabama (9/26/15)
Score < 10	0	vs. Clemson (10/20/18)
Was Shutout		vs. Clemson (10/4/14)
Shut out opponent		USF (9/2/21)
300+ yds rushing	309	vs. W. Carolina (9/7/19)
400+ yds rushing	400	vs. W. Carolina (1990)
<100 yds rushing	32	vs. Miss. St. (9/11/21)
300+ yds passing	313	vs. Syracuse (11/28/20)
400+ yds passing	421	vs. East Carolina (12/1/18)
500+ yds passing	535	vs. Duke (11/11/89)
<200 yds total offense	198	vs. Notre Dame (10/8/16)
30+ first downs	32	vs. W. Carolina (9/7/19)
100+ penalty yards	123	vs Duke (11/21/20)
2+ fumbles lost	2	vs. Duke (10/17/20)
Scored a safety		Boston College (10/16/21)
Allowed a safety		Syracuse (11/28/20)
Forced 4 or more TOs	4	vs. UNC (10/24/20)
Committed 4 or more TOs	4	vs. UNC (11/30/19)
Intercepted 3 or more passes	3	vs. USF (9/2/21)

NC STATE INDIVIDUAL		
RUSHING		
100+ yds	104	Zonovan Knight, FUR, 9/18/21
200+ yds	220,	Reggie Gallaspy, ECU, 12/1/18
100+ yds/2 players	163,	Zonovan Knight,, 105, Ricky Person, USF, 9/2/21
QB 100+ yds	128,	Jacoby Brissett vs. UNC, 11/9/19
100 rush/100 pass	128,/206,	J. Brissett , UNC, 11/28/15
30+ carries	30,	Brandon Mitchell, Md, 11/30/13
Consec. 100-yd gms	Reggie Gallaspy, UNC, 12/24/18	ECU, 12/1/18
50-59 yard run	53,	Zonovan Knight, Clemson, 11/9/19
60-69 yard run	66,	Jaylen Samuels, Clemson, 10/31/15
70-79 yard run	77,	Matt Dayes, South Alabama, 9/26/15
80+ yard run	86,	Reggie Gallaspy, ECU, 12/1/18
2+ rushing TDs	2,	Ricky Person, USF, 9/2/21
3+ rushing TDs	5,	Reggie Gallaspy, UNC, 11/24/18

PASSING		
300+ yds	313,	Bailey Hockman, 11/28/20
400+ yds	409,	Ryan Finley, ECU, 12/1/18
500+ yds	535,	Shane Montgomery , Duke, 11/11/89
40+ attempts	44,	Devin Leary, Pitt, 10/3/20
50+ attempts	52,	Ryan Finley, WFU, 11/18/18
25+ completions	25,	Matthew McKay, ECU, 8/31/19
3 TD passes	4,	Devin Leary, BC, 10/16/21
4 TD passes	4,	Devin Leary, BC, 10/16/21
5+ TD passes	Mike Glennon (5), UNC, 10/27/12	
Cons. 300 yd gm	R. Finley, 374 WFU; 316,	Louisville, 11/17/18
50+ yd comp.	79,	Leary to T. Thomas, 10/16/21
70+ yd comp.	79,	Leary to T. Thomas, 10/16/21
80+ yd. comp.	80,	Finley to Louis, ECU, 9/10/16
350 Total Offense	350,	Matthew McKay, ECU, 8/31/19

RECEIVING		
100+ yds	122,	T. Thomas, BC, 10/16/21
200+ yds	247,	Kelvin Harmon, Syracuse, 10/27/18
100+ rec./2 plr	134,	Kelvin Harmon; 117 Jakobi Meyers, Wake Forest, 11/8/18
10+ receptions	14,	Emeka Emezie, Clem, 9-25-21
15+ receptions	15,	Kelvin Harmon, WFU, 11/8/18
Cons. 100 gms	Meyers, 111, UNC, 11/24/18, ECU, 11/24/18	
50+ yd reception	79,	Thayer Thomas, 10/16/21
70+ yd reception	79,	Thayer Thomas, 10/16/21
80+ yd reception	82,	Pharoah McKeever, MSU, 12/28/15
3+ TDs in a game	3,	Thayer Thomas, Syr., 11/28/20

SPECIAL TEAMS		
50+ yd. FG	53,	Christopher Dunn, VT, 9/26/20
Game win FG (reg)	48	yds (33 sec), Niklas Sade, Richmond., 9/7/13
Game win FG (OT)	42	yds (1OT), Steven Hauschka, Miami, 11/3/07
60-yd punt	62,	Trenton Gill, UNC, 10/24/20
70-yd punt	75,	Trenton Gill, Clemson, 11/9/19
50-yd punt avg (min. 3)	51.2,	Trenton Gill, Lou., 11/28/20
100+ KOR	100,	Zonovan Knight, Miami, 11/6/20
KOR TD	100	yds, Zonovan Knight, Miami, 11/6/20
100+ PR	102,	Darrell Blackman, FSU, 11/11/04
PR TD	76	yards, Thayer Thomas, Ball St., 9/21/19
Opening KOR TD	Lamont Reid, ETSU, 8/31/02	
Blocked FG	Levi Jones, Liberty, 11/21/20	
Blocked Punt	Levi Jones, Duke, 10/17/20	
TD on Blk Punt	Max Fisher, Duke, 10/17/20	

DEFENSE		
10+ tackles	10,	Isaiah Moore, LT, 10/2/21
15+ tackles	15,	Jakeen Harris, UNC, 10/24/20
20+ tackles	20,	Andre Maddox, Georgia Tech, 11/2/02
5+ TFL	5,	Bradley Chubb, BC, 11/11/17
4+ sacks	4,	Mario Williams, Maryland, 11/6/05
2+ INT	2,	Payton Wilson, Duke, 10/17/20
Fumble rec. TD	Garland Heath. UVa., 11/1/03	
Fumble ret. TD	Brandan Bishop (33 yds), GT, 10/1/11	
TD on INT return	18,	Alim McNeill, Virginia, 10/10/20
100 yds in INT ret	Marcus Hudson (100), Duke, 11/3/01	
Force safety	Isaiah Moore (3 yd TFL), Liberty, 11/21/20	

SCORING		
Scored 20+ points	30,	Reggie Gallaspy, 11/24/18
Scored 5+ TDs	5,	Reggie Gallaspy, 11/24/18
Made 3+ FGs	Chris Dunn (3), Syracuse, 10/10/19	
Made 7+ PATs	7,	Chris Dunn, ECU, 12/1/18
2-pt conv.	E. Emezie from R. Finley, Virginia, 9/22/18	
OL scored TD	Garrett Bradbury, East Carolina, 12/1/18	
TD - 1st off. play	Anthony Barbour, Maryland, 11/23/91	
TD - 1st def.play	Nate Irving, Clemson, 9/13/08	

OPPONENT TEAM		
Category	Mark	Game
Scored 50+	55,	Clemson, 11/9/19
Scored 60+	62,	Clemson, 11/17/12
Score < 10	0,	Western Carolina, 9/7/19
Was Shutout		USF, 9/2/21
300+ yds rushing	326,	UNC, 10/24/20
400+ yds rushing	429,	Boston College, 10/19/19
<100 yds rushing	97,	BC, 10/16/21
300+ yds passing	323,	Virginia, 10/10/20
400+ yds passing	420,	UNC, 11/30/19
500+ yds passing	516,	Miami, 9/29/12
<200 yds total offense	196,	Furman, 9/18/21
30+ first downs	34,	UNC, 10/24/20
100+ penalty yards	121,	Florida State, 11/3/18
2+ fumbles lost	2,	Georgia Tech, 11/21/19
Scored a safety	Florida State, 9/23/17	
Allowed a safety	BC, 10/16/21	
Forced 4 or more TOs	4,	UNC, 11/30/19
Committed 4 or more TOs	4,	Virginia, 10/10/20
Intercepted 3 or more passes	3,	UNC, 11/30/19

OPPONENT INDIVIDUAL		
RUSHING		
100+	160,	J. Williams, UNC, 10/24/20
	106,	M. Carter, UNC, 10/24/20
200+ yds	223,	AJ Dillon, Boston College, 10/19/19
100+, 2 players	160,	J. Williams, UNC, 10/24/20
	106,	M. Carter, UNC, 10/24/20

QB Rush 100+ yds	112,	James Graham, GT11/21/19
100 rush/100 pass	112/129,	Graham, GT, 11/21/19
30+ carries	34,	AJ Dillon, BC, 10/19/19
50-59 yd run	51,	Trace Turner, VT, 9/26/20
60-69 yd run	62,	Kellen Mond, Texas A&M, 12/31/18
70-79 yd run	77,	Josh Adams, Notre Dame, 10/28/17
80+ yd run	93,	Trayveon Williams, Texas A&M, 12/31/18
2+ rushing TDs	3,	J. Williams, UNC, 10/24/20
3+ rushing TDs	3,	J. Williams, UNC, 10/24/20

PASSING		
300+	430,	D. King, Miami, 11/6/20
400+	430,	D. King, Miami, 11/6/20
500+	566,	Stephen Morris, Miami, 9/29/12
40+ attempts	41,	D.King, Miami, 11/6/20
50+ attempts	57,	Drew Plitt, Ball State, 9/21/19
60+ attempts	63,	B.J. Symons, Texas Tech, 9/20/03
25+ completions	31,	D. King, Miami, 11/6/20
3 TD passes	5,	D. King, Miami, 11/6/20
4 TD passes	5,	D. King, Miami, 11/6/20
5+ TD passes	5,	Deshaun Watson, Clemson, 10/31/15
50+ yd cmp	69,	Purdy, FSU, 11/14/20
70+ yd cmp	74,	Cunningham to Atwell, Louisville, 11/16/19
80+ yd. cpm	82,	Dungey to Johnson, Syracuse, 10/27/18
350+ Total Off.	535,	D. King, Miami, 11/6/20

RECEIVING		
100+ yds	146,	Taj Harris, Syracuse, 11/28/20
200+ yds	224,	Torrey Smith, Maryland, 11/27/10
100+ yds rec./2 plr	Matthews/Terry, Florida State, 11/3/18	
10+ receptions	13,	Taj Harris, Syracuse, 11/28/20
50+ yd reception	60,	N. Johnson, Syracuse, 11/28/20
70+ yd reception	75,	Jordan Addison, Pitt, 10/3/20
80+ yd reception	82,	Nykeim Johnson, Syracuse, 10/27/18
3+ TDs in a game	3,	Jack Freudenthal, WF 11/2/19

SPECIAL TEAMS		
50+ yd. FG	52,	Tommy Openshaw, Vanderbilt, 12/26/16
Game win FG (reg)	20	yds (6 sec.) Obi Egekeze, Maryland, 10/25/08
60-yd punt	66,	Andrew Stokes, USF, 9/2/21
70-yd punt	76,	Pat O'Donnell, Cincinnati, 9/22/11
50-yd punt avg (min. 3)	59.7,	Pat O'Donnell, Cinc., 9/22/11
100+ yds in KOR	100,	L. Griffin, Miss St, 9/11/21
KOR TD	100,	L. Griffin, Miss St, 9/11/21
PR TD	77,	McCloud, Clemson, 11/4/17
TD on opening KOR	97	yds, Deebo Samuel, SC, 8/2/16
Blocked FG	Kevin Bletzer, Boston College, 10/6/18	
Blocked Punt	Fisher-Smith, Duke, 10/17/20	
Blk PuntTD	Mausi, Duke, 10/17/20	

DEFENSE		
10+ tackles	19,	Baylon Spector, Clem 9/25/21
15+ tackles	19,	Baylon Spector, Clem 9/25/21
20+ tackles	23,	Daryl Mapp, UNC, 11/10/07
2+ interceptions	2,	Amari Henderson, WF, 11/2/19
Fumble rec. TD	16	yds, Vic Beasley, Clemson, 10/4/14
Fumble ret. TD	66	yds, Dexter McDougale, Md, 11/26/11
TD on INT return	8,	Jason Maitre, BC, 10/19/19
100 yds INT rets	114,	Patrick Hinton, S.C., 10/29/88
Forced a safety	9-yard sack,	W. Hall, Virginia, 11/3/12

SCORING		
Scored 20+ points	24,	Torrey Smith, Maryland, 11/27/10
Made 4+ FGs	4,	B. Creque, Louisville, 12/26/16
Made 7+ PATs	BT	Potter, Clemson, 11/9/19
2-pt conversion	C.	Tucker pass, UNC, 11/24/18

EXPLOSIVE PLAYS

NC STATE

EXPLOSIVE PLAYS BY PLAYER

Name	No.	TD	Rush	Rec
Person	14	4	13	1
Knight	13	1	13	
Emezie	7			7
Carter	6	2		6
Thomas	5	2		5
Rooks	4			4
Houston	3		3	
Mimms	2		2	
Smith	2	1		2
Leary	1	1		
Pennix	1		1	
Toudle	1			1
Totals	59	11	33	26

EXPLOSIVE TOUCHDOWNS (11)

33	Pass	Leary-Person	USF
11	Rush	Person	USF
11	Rush	Person	USF
46	Rush	Knight	USF
42	Pass	Leary-Smith	Furman
22	Pass	Leary-Carter	Clemson
24	Rush	Person	La. Tech
79	Pass	Leary-Thomas	Boston Col.
40	Pass	Leary-Carter	Boston Col.
27	Pass	Leary-Thomas	Miami
17	Rush	Leary	Miami

EXPLOSIVE PASSES - 20+ yards (26)

USF	Leary-Carter	51
	Leary-Emezie	39
	Leary-Person	33
Miss St.	Leary-Emezie	38
	Leary-Carter	37
	Leary-Rooks	37
	Leary-Emezie	24
	Leary-Rooks	21
Furman	Leary-Smith	42
	Leary-Thomas	33
	Leary-Rooks	29
	Leary-Thomas	22
Clemson	Leary-Carter	22
La. Tech	Leary-Emezie	34
	Leary-Carter	26
	Leary-Emezie	24
	Leary-Carter	23
Boston Col.	Leary-Thomas	79
	Leary-Carter	40
	Leary-Carter	24
Miami	Leary-Emezie	46
	Leary-Smith	44
	Leary-Rooks	27
	Leary-Thomas	27
	Leary-Emezie	25
	Leary-Toudle	20

EXPLOSIVE RUSHES - 10 or more yards (33)

USF	Zonovan Knight	46
	Ricky Person	32
	Zonovan Knight	26
	Zonovan Knight	25
	Zonovan Knight	21
	Zonovan Knight	14
	Ricky Person	12
	Ricky Person	11
	Ricky Person	11
Miss St.	Ricky Person	13
	Zonovan Knight	11
Furman	Zonovan Knight	42
	Zonovan Knight	28
	Ricky Person	27
	Delbert Mimms	19
	Jordan Houston	18
	Zonovan Knight	12
	Delbert Mimms	10
Clemson	Ricky Person	22
La. Tech	Zonovan Knight	25
	Ricky Person	24
	Ricky Person	17
	Zonovan Knight	15
	Zonovan Knight	13
	Zonovan Knight	10
	Ricky Person	10
Boston Col.	Ricky Person	17
	Jordan Houston	16
	Jordan Houston	12
Miami	Trent Pennix	40
	Ricky Person	23
	Devin Leary	17
	Ricky Person	14


NC STATE EXPLOSIVE PLAYS BY GAME

Opponent	Run +10	Pass +20	Total	TDs
USF	9	3	12	4
Mississippi State	2	5	7	0
Furman	7	4	11	1
Clemson	1	1	2	1
Louisiana Tech	7	4	11	1
Boston College	3	3	6	2
Miami	4	6	10	2
Louisville				
Florida State				
Wake Forest				
Syracuse				
North Carolina				
Totals	33	26	59	11

OPPONENT

OPPONENT EXPLOSIVE PLAYS BY GAME

Opponent	Run +10	Pass +20	Total	TDs
USF	5	4	9	0
Mississippi State	0	3	3	1
Furman	2	0	2	0
Clemson	4	2	6	1
Louisiana Tech	7	6	13	1
Boston College	5	2	7	0
Miami	1	6	7	2
Louisville				
Florida State				
Wake Forest				
Syracuse				
North Carolina				
Totals	24	23	47	5

9/2/21 • Carter-Finley Stadium • 52,633, • Raleigh, N.C. • ACCN		
	NC STATE	45
	USF	0

The Wolfpack defense shutout its first FBS opponent since 2011, and the Pack offense had a pair of running backs go over 100 yards rushing each in a 45-0 season opening win over visiting USF at Carter-Finley Stadium.

The Wolfpack defense forced three interceptions and kept the Bulls' offense under 300 yards for the game.

On offense, NC State posted 525 yards of total offense, including 293 on the ground – the highest rushing total since 2019 vs. Western Carolina. Pack running backs Zonovan Knight (163) and Ricky Person, Jr., (105) combined for 268 on the ground and combined for four total touchdowns.

The Pack got off to an ideal start in the game, a dominating first half on both sides of the ball. After a USF punt on the first possession, the Pack marched right down the field using a 9-play, 76-yard drive for the opening touchdown as Leary found Person out of the backfield for 33 yards down the sideline.

Christopher Dunn added a 34-yard field goal as the Pack went up 10-0 after the opening quarter.

In that first quarter, the Pack's defense limited the Bulls to just one first down and 21 yards of total offense. Person added two more scores in the second quarter, both 11-yard scores by Person on the ground, and NC State took a 24-0 lead into the half.

NC State added three more touchdowns in the second half, and preserved the shutout with a defensive stop from the four-yard line in the final minute.

Score by Quarters	1	2	3	4	Score
USF	0	0	0	0	-- 0
NC State	10	14	14	7	-- 45

Scoring Summary

1st 9:36	NCSU: Leary - Person 33 pass (Dunn kick), 9-76, 3:26
2:14	NCSU: Dunn 34 FG, 9-30, 3:48
2nd 12:39	NCSU: Person 11 rush (Dunn kick), 6-70, 2:24
0:48	NCSU: Person 11 rush (Dunn kick), 3-77, 0:22
3rd 9:30	NCSU: Knight 446 rush (Dunn kick), 4-54, 1:31
2:53	NCSU: Leary - Toudle 7 pass (Dunn kick), 8-74, 3:31
4th 8:14	NCSU: Houston 1 rush (Dunn kick), 11-55, 6:30

	NCSU	USF
FIRST DOWNS	27	15
RUSHES-YARDS	40-293	32-104
PASSING YARDS	232	167
Comp-Att-Int	17-26-1	14-33-3
TOTAL OFFENSE	525	271
KICK RETURNS (#-Yards)	1-25	4-66
PUNT RETURNS (#-Yards)	2-12	0-0
INT RETURNS (#-Yards)	3-22	0-0
PUNTS (#-Avg)	3-42.7	8-45.1
FUMBLES-LOST	0-0	2-0
PENALTIES-YARDS	3-25	6-70
TIME OF POSSESSION	29:12	30:48
THIRD-DOWN CONVERSIONS	8-13	3-16
FOURTH-DOWN CONVERSIONS	1-1	0-1
RED-ZONE SCORES/CHANCES	5-5	0-2
SACKS BY (#-YARDS)	0-0	1-7

RUSHING (*Att-Yds-TD*): **NC State** - Knight 16-164-1, Person 16-105-2; **USF** - Mangum - 5-26-0, Fortin 5-23-0

PASSING (*C-A-YDS-I-TD*): **NC State** - Leary 17-26-232-1-2. **USF**: Fortin 7-20-41-1-0; McClain 7-13-126-2-0

RECEIVING (*Rec-Yds-TD*): **NC State** - Emezie 5-71-0, erson 3-43-1, Toudle 2-22-1, Knight 2-16-0, Carter 1-51-0. **USF**: Weaver 2-73-0, Brinkman 2-35-0, Miller 2-18-0, Felix 2-13-0, Williams 2-(5)-0

INTERCEPTIONS (*#-Yds*): **NC State** - D. Thomas 1-0, Fagan 1-16, Ingle 1-6; **USF** - none.

TACKLES (*Ht-Ast-Tot*): **NC State** - D. Thomas 3-5-8, Fagan 3-4-7, Moore 1-5-6, Ja Harris 3-1-4, Baker-Williams 3-1-4. **USF**: Mims 2-12-14, Grier 3-5-8, Evans 4-3-7, Boyles 3-4-7, Hill 2-5-7

9/11/21 • Davis Wade Stadium • 45,834, • Starkville, Mis • ESPN2		
	NC STATE	24
	MISSISSIPPI STATE	10

NC State fell in road action at Mississippi State 24-10.

Mississippi State elected to receive the opening kick, and proceeded to return it 100 yards for the opening score.

In that first quarter the Pack outgained the Bulldogs 114-5 and 6-0 on first downs, but Mississippi State had the lone score of the quarter for the 7-0 lead.

NC State got on the scoreboard less than three minutes into the second quarter with a 45-yard Christopher Dunn field goal.

The Bulldogs tacked on a 21-yard TD pass with 1:09 left in the half to take a 14-3 lead into the break.

A fumble on the Pack's opening possession of the second half resulted in Mississippi State's second TD pass of the game to make it 21-3 into the fourth quarter.

The Pack found the end zone with just over a minute left in the contest, Devin Leary connecting with Thayer Thomas for a four-yard score.

Score by Quarters	1	2	3	4	Score
NC State	0	3	0	7	-- 10
Mississippi St.	7	7	7	3	-- 24

Scoring Summary

1st 14:47	MSU: Griffin 100 kick return (Ruiz kick)
2nd 12:46	NCSU: Dunn 45 FG, 11-43, 5:25
1:09	MSU: Rogers - Heath 21 pass (Ruiz kick), 13-83, 4:30
3rd 8:59	MSU: Rogers - Walley 4 pass (McCord kick), 7-54, 4:12
4th 12:30	MSU: McCord 32 FG, 8-51, 2:23
1:06	NCSU: Leary - T. Thomas 4 pass (Dunn kick), 8-74, 3:16

	NCSU	MSU
FIRST DOWNS	16	15
RUSHES-YARDS	25-34	15-22
PASSING YARDS	303	294
Comp-Att-Int	30-51-2	33-49-0
TOTAL OFFENSE	337	316
KICK RETURNS (#-Yards)	0-0	1-110-1
PUNT RETURNS (#-Yards)	0-0	5-49
INT RETURNS (#-Yards)	0-0	2-0
PUNTS (#-Avg)	7-43.3	735.9
FUMBLES-LOST	2-1	0-0
PENALTIES-YARDS	6-59	9-60
TIME OF POSSESSION	28:57	31:03
THIRD-DOWN CONVERSIONS	6-20	3-13
FOURTH-DOWN CONVERSIONS	1-3	1-2
RED-ZONE SCORES/CHANCES	1-3	2-2
SACKS BY (#-YARDS)	1-3	4-27


RUSHING (*Att-Yds-TD*): **NC State** - Knight 8-31-0, Person 8-19-0; **MSU**: Johnson 6-18-0, Marks 6-11-0

PASSING (*C-A-YDS-I-TD*): **NC State** - Leary 30-49-303-1-1. **MSU**: Rogers 33-49-294-0-2

RECEIVING (*Rec-Yds-TD*): **NC State** - T. Thomas 7-39-1, Emezie 6-92-0, Carter 5-79-0, Person 3-9-0, Rooks 2-58-0. **MSU**: Marks 7-28-0, Johnson 6-70-0, Walley 5-44-1, Polk 4-33-0, Williams 3-48-0

INTERCEPTIONS (*#-Yds*): **NC State** - none **MSU** - Peters 1-0-0, Green 1-0-0.

TACKLES (*Ht-Ast-Tot*): **NC State** - Ingle 2-9-11, D. Thomas 6-4-10, Moore 4-3-7, Battle 1-4-5, Clark 1-4-5. **MSU**: Forbes 9-2-11, Johnson 5-4-9, Emrseon 5-1-6, Peters 2-4-6, Young 1-5-6

9/18/21 • Carter-Finley Stadium • 56,919 • Raleigh, N.C. • RSN			
	NC STATE	45	
	FURMAN	7	

The NC State football team improved to 2-1 and 2-0 at home on Saturday, handing Furman (2-1) its first loss of the season in a 45-7 decision.

The Wolfpack totaled 505 yards of offense to Furman's 196, a number that included 218 NC State rushing yards on 31 attempts.

Despite opening the game with a fumble, the Wolfpack held the Paladins to a field goal attempt on their first possession, a 48-yard attempt that kicker Timmy Bleekrode was not able to put through the uprights.

The following possession for the Pack saw Zonovan Knight with a 42-yard run on third down, setting himself up for a six-yard rushing touchdown on the next play. The touchdown put NC State up 7-0.

After a three-and-out on Furman's end, NC State added three points with a 32-yard field goal by Christopher Dunn.

Four touchdowns highlighted the second quarter for the Wolfpack, the most impressive coming in the form of a 42-yard pass from Devin Leary to Anthony Smith. NC State went into halftime leading the Paladins 38-0.

Person recorded a rushing touchdown in the third quarter to bring the score to 45-0. Furman got on the board eight minutes later with a 16-yard pass from Hamp Sisson to Ryan Miller.

Neither team scored in the fourth quarter.

Score by Quarters	1	2	3	4	Score
Furman	0	0	7	0	-- 7
NC State	10	28	7	0	-- 45

Scoring Summary

1st 8:29 NCSU: Knight 1 run (Dunn kick), 8-69, 3:54
 3:06 NCSU: Dunn 32 FG, 6-48, 3:21
 2nd 13:52 NCSU: Leary - Parham 4 pass (Dunn kick), 6-42, 2:35
 6:49 Leary 7 rush (Dunn kick), 5'51, 2:09

	NCSU	FU
FIRST DOWNS	25	9
RUSHES-YARDS	31-218	32-92
PASSING YARDS	287	104
Comp-Att-Int	28-37-0	10-21-1
TOTAL OFFENSE	505	196
KICK RETURNS (#-Yards)	1-20	0-0
PUNT RETURNS (#-Yards)	4-48	1-3
INT RETURNS (#-Yards)	1-7	0-0
PUNTS (#-Avg)	4-38.0	9-42.1
FUMBLES-LOST	1-1	1-0
PENALTIES-YARDS	3-25	3-33
TIME OF POSSESSION	32:39	27:21
THIRD-DOWN CONVERSIONS	8-31	3-14
FOURTH-DOWN CONVERSIONS	0-0	0-0
RED-ZONE SCORES/CHANCES	6-6	1-1
SACKS BY (#-YARDS)	1-2	0-0


RUSHING (Att-Yds-TD): **NC State** - Knight 11-104-1, Person 8-41-1, Mimms 5-38-0; **FUR**: Wynn 9-27-0, McElveen 5-23-0, Roberto 3-22-0

PASSING (C-A-YDS-I-TD): **NC State** - Leary 23-29-259-0-1, Finley 5-8-28-0-0. **FUR**: Sisson 8-19-86-1-1

RECEIVING (Rec-Yds-TD): **NC State** - T. Thomas 5-82-1, Smith 3-53-1, Rooks 3-52-0, Emezie 3-23-0, Toudle 2-12-0. **FUR**: Miller 2-31-1, Roberto 2-23-0, DeLuca 1-17-0

INTERCEPTIONS (#-Yds): **NC State** - Baker-Williams 1-7 **FUR**- None

TACKLES (Ht-Ast-Tot): **NC State** - D. Thomas 2-5-7, Betty 2-5-7, Pitts 3-1-4, Jones 2-2-4, Jo Harris 0-4-0 **FUR**: Blackshear 8-0-8, Brinson 3-3-6, Rhodes 3-3-6, Ryan 3-1-4, Kuzemka 2-2-4

9/25/21 • Carter-Finley Stadium • 56,919 • Raleigh, N.C. • ESPN			
	NC STATE	27^{20T}	
	9CLEMSON	21	

It was a defensive showdown as NC State defeated a ninth-ranked Clemson squad 27-21.

NC State's defense held the Tigers to just 8 rushing yards and 87 yards of total offense in the first half. The team defensive effort in the opening quarters resulted in just five first downs by Clemson.

The teams traded touchdowns in the first quarter with Tigers getting on the board first. Clemson's touchdown came in the form of a five-play, 8-yard drive that culminated with a 32-yard pass from D.J. Uiagalelei to Justyn Ross.

The Wolfpack struck back, scoring on a nine-yard pass from Devin Leary to Emeka Emezie at the end of a drive that spaced 10 plays over 54 yards.

A 12-yard pass from Leary to Devin Carter gave the Wolfpack its first lead of the game with 5:10 remaining in the third quarter. Clemson battled back to tie the game at 14-14 soon after the start of the fourth quarter, going 80 yards in just seven plays.

The Tigers received the ball first in overtime, scoring on a nine-yard pass from Uiagalelei to Ross to go up 21-14. NC State matched Clemson in the first overtime period, covering the 25 yards in seven plays. Leary's two-yard pass to Thayer Thomas secured the 21-21 tie.

In the second overtime, Leary made quick work of scoring with a 22-yard pass to Devin Carter to put the Pack up 27-21.

The NC State defense continued its strong showing in double overtime, keeping Clemson out of the endzone to help secure the win for the Pack.

Score by Quarters	1	2	3	4	OT	2OT	Score
Clemson	7	0	0	7	7	0	-- 21
NC State	7	0	7	0	7	6	-- 27

Scoring Summary

1st 9:11 CLEM: Uiagalelei to Ross 32 pass (Potter kick), 5-80, 1:33
 0:05 NCSU: Leary to Emezie 9 pass (Dunn kick), 10-54, 4:43
 3rd 5:10 NCSU: Leary to Carter 12 pass (Dunn kick), 9-77, 4:09
 4th 10:52 CLEM: Shipley 5 rush (Potter kick), 7-80, 2:41
 OT1 0:00 CLEM: Uiagalelei to Ross 9 pass (Potter kick), 5-225
 OT1 0:00 NCSU: Leary to T. Thomas 2 pass (Dunn kick), 7-25
 OT2 0:00 NCSU: Leary to Carter 22 pass (pass failed), 2-25

	NCSU	CU
FIRST DOWNS	31	10
RUSHES-YARDS	51-148	23-103
PASSING YARDS	238	111
Comp-Att-Int	32-45-0	12-26-1
TOTAL OFFENSE	386	214
KICK RETURNS (#-Yards)	0-0	0-0
PUNT RETURNS (#-Yards)	1-9	2-1
INT RETURNS (#-Yards)	1-0	0-0
PUNTS (#-Avg)	6-51.0	8-42.8
FUMBLES-LOST	1-1	0-0
PENALTIES-YARDS	11-105	13-94
TIME OF POSSESSION	41:48	18:12
THIRD-DOWN CONVERSIONS	11-21	2-11
FOURTH-DOWN CONVERSIONS	0-0	0-1
RED-ZONE SCORES/CHANCES	3-4	2-3
SACKS BY (#-YARDS)	2-8	3-27

RUSHING (Att-Yds-TD): **NC State** - Person 21-91-0, Knight 23-799-0; **CLEM**: Uiagalelei 9-63-0, Shipley 11-36-1

PASSING (C-A-YDS-I-TD): **NC State** - Leary 32-44-238-0-4. **CLEM**: Uiagalelei 12-26-111-1-2

RECEIVING (Rec-Yds-TD): **NC State** - Emezie 14-116-1, D. Carter 5-54-2, T. Thomas 5-18-1. **CLEM**: Ross 8-77-2, Ngata 2-36-0

INTERCEPTIONS (#-Yds): **NC State** - D. Thomas 1-0 **CLEM**- None

TACKLES (Ht-Ast-Tot): **NC State** - Moore 3-5-8, Pitts 5-2-7, Ingle 0-7-7, Durden 1-5-6; **CLEM**: Spector 9-10-19, Mukuba 7-3-10, Mickens 2-8-10

10/21/21 • Carter-Finley Stadium • 51, 064 • Raleigh, N.C. • ESPN+			
	23 NC STATE	34	
	LOUISIANA TECH	27	

The Wolfpack ran its home winning streak to seven straight games with a hard-fought 34-27 win over Louisiana Tech.

The game was a tale of two halves on offense for the Pack. After running for just 37 yards in the opening half, NC State gained 141 yards on the ground in the second frame and found the end zone for three scores.

The scoring was back and forth scoring, with a Devin Leary to Chris Toudle TD and a pair of Christopher Dunn field goals to put the Pack up 13-10 at the half.

The Pack rushing attack opened up in the third quarter. Ricky Person, Jr. rushed for a 24-yard score to push the Wolfpack forward to a 10-point lead. Following a Bulldog field goal, Leary hit C.J. Riley from the five for a score.

LaTech answered again, with a TD three minutes into the fourth quarter that made the score 27-20. With 7:45 left, Zonovan Knight rushed for a 4-yard score to push the Wolfpack to a 34-20 lead. But La Tech came back to make it a one-score game with 4:43 left with a 14-yard TD pass.

After stopping the Pack, the Dogs got the ball back and took it down to the Pack's 22-yard line. With five seconds left, La Tech threw the ball into the end zone but it was picked off by safety Jakeen Harris - on his birthday - to end the game.

Score by Quarters	1	2	3	4	Score
La Tech	7	0	7	0	-- 27
NC State	0	10	3	14	-- 34

Scoring Summary

1st 2:18 NCSU: Leary to Toudle 6 pass (Dunn kick), 10-91, 5:30
 2nd 13:19 LT: Kendall to Adams 2 pass (Barnes kick), 9-75, 3:59
 5:37 NCSU: Dunn 36 FG, 6-37, 1:55
 2:12 LT: Barnes 21 FG, 7-72, 3:25
 0:02 NCSU: Dunn 29 FG, 7-57, 00:36
 3rd 10:44 NCSU: Person 24 rush (Dunn kick), 2-40, 00:43
 6:17 LT: Barnes 38 FG 8-55, 4:27
 3:02 NCSU: Leary to Riley 5 pass (Dunn kick), 7-71, 3:15
 4th 12:10 LT: Kendall to Means 23 pass (Barnes kick), 5-68, 1:51
 7:45 NCSU: Knight 4 rush (Dunn kick), 8-72, 4:20
 4:43 LT: Kendall to Herbert 14 pass (Barnes kick), 9-75, 3:02

	NCSU	LT
FIRST DOWNS	26	23
RUSHES-YARDS	31-167	35-139
PASSING YARDS	251	341
Comp-Att-Int	22-36-0	26-44-2
TOTAL OFFENSE	418	480
KICK RETURNS (#-Yards)	3-48	1-21
PUNT RETURNS (#-Yards)	4-42	2-11
INT RETURNS (#-Yards)	2-0	0-0
PUNTS (#-Avg)	6-51.2	6-44.0
FUMBLES-LOST	0-0	1-0
PENALTIES-YARDS	4-49	8-62
TIME OF POSSESSION	29:17	30:43
THIRD-DOWN CONVERSIONS	4-12	6-17
FOURTH-DOWN CONVERSIONS	0-1	1-1
RED-ZONE SCORES/CHANCES	5-5	4-4
SACKS BY (#-YARDS)	3-17	1-7


RUSHING (Att-Yds-TD): NC State - Person 15-90-1, Knight 13-85-1; **LT:** Kendall 15-71-0, Williams 16-59-0

PASSING (C-A-YDS-I-TD): NC State - Leary 22-36-251-0-2. **LT:** Kendall 26-43-341-2-3

RECEIVING (Rec-Yds-TD): NC State - T. Thomas 5-48-0 Emezie 4-67-0, D. Carter 3-65-0. **LT:** Means 6-95-1, Harris 6-39-0

INTERCEPTIONS (#-Yds): NC State - White 1-0, Ja. Harris 1-0 **LT**- None

TACKLES (Ht-Ast-Tot): NC State - Moore Moore 7-3-10, H. Harris 4-5-9, Thomas 3-7-10, Ingle 6-2-8; **LT:** Baldwin 3-8-11, Williamson 2-4-6, Hall 4-1-5

10/16/21 • Alumni Stadium • 40, 349 • Chestnut Hill, Mass. • ACCN			
	22 NC STATE	33	
	BOSTON COLLEGE	7	

A 21-point third quarter led the visiting #22 Wolfpack (5-1, 2-0 ACC) to a 33-7 win at Boston College. The Pack has now won four straight, and opens ACC action 2-0.

With the Pack up 10-7 at the half, NC State outscored the Eagles 23-7 in the second half. Both teams scored on their first offensive possession, as the game was tied 7-7 after the first quarter.

The Pack went 75 yards in just five plays, capped by a Devin Leary to Devin Carter 40-yard TD pass on third down. BC responded, going 75 yards on 10 plays.

The score line held till late in the first half, as Christopher Dunn hit a 27-yard field goal on the final play of the half to give the Pack a 10-7 halftime lead. The drive was a 16-play drive that took up the final 6:05 of the quarter.

Three touchdowns in the third quarter padded the Pack lead.

The Eagles lined up to punt, but a fumble on the play was recovered by Devan Boykin and returned 34 yards for a touchdown.

The Pack offense then took their next drive in for a TD, capped by Leary finding TE Dylan Parham from four yards out. The third was a long catch-and-run, and Leary found Thayer Thomas for a 79-yard score.

That long TD gave the Pack a 31-7 lead with 4:23 left in the third quarter. After a Trenton Gill punt pinned BC back at its 2-yard line, LB Devon Betty recorded a safety for the game's final score.

Score by Quarters	1	2	3	4	Score
NC State	7	3	21	2	-- 33
Boston College	7	0	0	0	-- 7

Scoring Summary

1st 12:44 NCSU: Leary to D. Carter 40 pass (Dunn kick), 5-75, 2:16
 1st 8:47 BC: Grosel to Barry 8 pass (Lytton kick), 10-75, 3:57
 2nd 00:00 NCSU: Du 27 FG, 16-70, 6:05
 3rd 12:03 NCSU: Boykin 34 fumble ret (Dunn kick), 2:57
 3rd 7:05 NCSU: Leary to Parham 4 pass (Dunn kick), 7-61, 3:47
 3rd 4:23 NCSU: Leary to T. Thomas 79 pass (Dunn kick), 2-79, 00:58
 4th 3:39 NCSU: Betty safety, 0:05

	NCSU	BC
FIRST DOWNS	16	17
RUSHES-YARDS	34-130-0	30-97-0
PASSING YARDS	251	194
Comp-Att-Int	16-24-0	21-39-1
TOTAL OFFENSE	381	291
KICK RETURNS (#-Yards)	0-0	0-0
PUNT RETURNS (#-Yards)	0-0	1-4
INT RETURNS (#-Yards)	1-1	0-0
PUNTS (#-Avg)	6-46.0	4-47.5
FUMBLES-LOST	0-0	2-1
PENALTIES-YARDS	9-85	3-25
TIME OF POSSESSION	31:53	28:07
THIRD-DOWN CONVERSIONS	5-13	5-16
FOURTH-DOWN CONVERSIONS	1-1	1-4
RED-ZONE SCORES/CHANCES	2-2	1-2
SACKS BY (#-YARDS)	3-14	1-3

RUSHING (Att-Yds-TD): NC State - Houston 8-41-0, Knight 11-41-0, Person 9-38-0; **BC:** Garwo 11-50-0, Sinkfield 7-46-0

PASSING (C-A-YDS-I-TD): NC State - Leary 16-24-251-0-3. **BC:** Grosel 21-39-194-1-1

RECEIVING (Rec-Yds-TD): NC State - T. Thomas 4-122-1, Carter 2-51-1. **BC:** Gill 5-71-0, Levy 3-31-0.

INTERCEPTIONS (#-Yds): NC State - Moore 1-1; **BC**- None

TACKLES (Ht-Ast-Tot): NC State - Moore 5-4-9, Thomas 4-3-7 Pitts 4-1-5, Scott 4-1-5; **BC:** DeBerry 7-1-8, Arnold 4-1-5, Woodbey 3-2-5

10/23/21 • Hard Rock Stadium • 40,349 • Miami Gardens, Fla. • ESPN2

	18 NC STATE	33
	MIAMI	7

The 18th ranked Wolfpack dropped its first ACC contest of the season, falling 31-30 at Miami. Miami took its first offensive drive 75 yards in nine plays, capped by a 25-yard TD pass. The first score for the Pack set a new school record. Christopher Dunn's 33-yard field in the first quarter made him the all-time leading scorer in Wolfpack history.

Miami increased its lead with a 53-yard TD pass on a 4th-and-1 play to go up 14-3 just over a minute unit the second quarter.

NC State went back-to-back with TD drives before the half, both times with QB Devin Leary finding WR Thayer Thomas. The first TD was from 7 yards out capping a 75-yard drive. The second, NC State went 77 yards in only three plays with a 27-yard Leary-Thomas pass.

The back-and-forth continued in the second half. Miami retook the lead scoring on its opening possession with a 5-yard TD pass.

Dunn's second field goal of the game, this from 44 yards out, cut the Miami lead to 21-20 midway through the third quarter. After a fake punt by the Pack, Trent Pennix took a direct snap and gained 40 yards, the Pack retook the lead on the first play of the fourth quarter. Leary kept the ball and rushed in from 17 yards out to make it 27-24.

The Hurricanes recaptured the led on the ensuing drive with a 4-yard TD pass, making it a 31-27 score with 9:34 left.

Dunn connected on his third field goal of the day, this from 40 yards out, to cut the Miami lead to 31-30 with 5:39 left. NC State got the ball back at its own 44-yard line with 3:46 left, but Miami made a fourth down stop and got the ball back with 2:49 to run out the clock.

Score by Quarters	1	2	3	4	Score
NC State	3	14	3	10	-- 30
Miami	7	7	10	7	-- 31

Scoring Summary

1st	10:50	MIA: Van Dyke to Rambo 25 pass (borregales kick), 8-75, 2:37
	4:24	NCSU: Dunn 33 FG, 8-52, 3:34
2nd	13:41	MIA: Van Dyke to Knighton 53 pass (Borregales kick), 6-76, 2:25
	8:59	NCSU: Leary to Thomas 7 pass (Dunn kick) 10-75, 4:42
	00:15	NCSU: Leary to Thomas 27 pass (Dunn kick), 3-77, 00:32
3rd	13:24	MIA: Van Dyke to Mallory 5 pass (Borregales kick), 5-75, 1:36
	7:09	NCSU: Dunn 44 FG, 8-26, 3:21
	3:22	MIA: Borregales 22 FGm 9-70, 3:47
4th	14:55	NCSU: Leary 17 rush (Dunn kick), 7-79, 3:31
	9:34	MIA: Van Dyke to Rambo 4 pass (Borregales kick), 11-75, 5:11
	5:39	NCSU: Dunn 40 FG, 7-52, 3:49

	NCSU	MIA
FIRST DOWNS	18	18
RUSHES-YARDS	22-111	38-95
PASSING YARDS	310	325
Comp-Att-Int	24-42-0	25-33-0
TOTAL OFFENSE	421	420
KICK RETURNS (#-Yards)	2-21.5	1-10.0
PUNT RETURNS (#-Yards)	1-3.0	2-6.0
INT RETURNS (#-Yards)	0-0	0-0
PUNTS (#-Avg)	6-49.2	7-48.1
FUMBLES-LOST	0-0	3-0
PENALTIES-YARDS	6-47	9-66
TIME OF POSSESSION	28:30	31:30
THIRD-DOWN CONVERSIONS	3-14	6-17
FOURTH-DOWN CONVERSIONS	1-2	1-1
RED-ZONE SCORES/CHANCES	4-4	3-3
SACKS BY (#-YARDS)	4-15	1-12

RUSHING (Att-Yds-TD): **NC State** - Person 9-54-0, Pennix 1-40-0; **UM**: Knighton 21-83-0

PASSING (C-A-YDS-I-TD): **NC State** - Leary 24-42-310-0-2. **UM**: Van Dyke 25-33-325-4-0

RECEIVING (Rec-Yds-TD): **NC State** - T. Thomas 7-71-2. **UM**: Rambo 9-127-2

INTERCEPTIONS (#-Yds): **NC State** - None; **UM** - None

TACKLES (Ht-Ast-Tot): **NC State** - Thomas 7-2-9, Baker-Williams 6-2-9, Betty 3-4-7; **UM**: Steed 3-3-6

2021 PLAYER BIOS

RAKEIM ASHFORD 16

SAF | 6'1 | 183 | So.

Ackerman, Ms. (Choctaw Co./

Jones County CC)

- Reserve strong safety.
- In 2020, suffered a season-ending injury in game two vs. Virginia Tech after starting that contest. Missed part of 2021 spring drills after shoulder surgery in the fall.
- Has a two-year old son: Kamdyn D'shun Ashford.
- Major: sport management.

ASHFORD CAREER BESTS

Plays.....80.....WFU (2020)

Tackles.....10.....WFU (2020)

2021 ASHFORD GAME BY GAME STATS

Opp	Ply	Ht	Ast	Tot	TFL	SK	PBU	QBH
USF	16	1	1	2				
@ MSU	Special Teams Only							
FUR	19	1	1	2			1	
CLEM	Special Teams Only							
LT	Special Teams Only							
@ BC	1	0	0	0				
@ MIA	Special Teams Only							

ASHFORD CAREER STATS

Year	GP-GS	Pl	Ht	Ast	Tot	PBU
2020	2-1	114	6	6	12	1
2021	7-0	36	2	2	4	1
Totals	9-1	150	8	8	16	2

TYLER BAKER-WILLIAMS 13

NIC/SAF | 6'0 | 209 | Jr.

Raleigh, N.C. (Southeast)

- Starter at nickel, he has quietly been one of the most steady performers on defense for the past two seasons.
- Leads the team in pass breakups (4),
- Picked off his second career pass in the win over Furman
- Versatile player who has started at nickel and free safety during his career.
- His grandfather "Big John" Baker, was the first African-American sheriff in North Carolina since the Reconstruction era, holding that post in Wake County for 24 years.
- Majoring in management.

BAKER-WILLIAMS CAREER BESTS

Plays.....90.....MIA (2020)

Tackles.....14.....MIA (2020)

TFL.....1.....vs. many

INT.....1.....FSU (2020)

PBU.....2.....WCU (2019)

2021 BAKER-WILLIAMS GAME BY GAME STATS

Opp	Ply	Ht	Ast	Tot	TFL	SK	PBU	QBH	INT
*USF	41	3	1	4	1-5		1	1	
*@ MSU	68	0	2	2					
*FUR	28	0	1	1				2	1-7
*CLEM	51	1	0	1			1		
*LT	81	1	4	5			1	1	
*@ BC	67	2	1	3			1	1	
*@ MIA	72	6	2	8	1-1				

BAKER-WILLIAMS CAREER STATS

Year	GP-GS	Pl	Ht	Ast	Tot	PBU	TFL	Sk	QBH	INT
2018	8-0	19	3	2	5	1				
2019	12-3	499	22	17	39	3	1.5-6	0.5-5	1	
2020	10-10	750	32	28	60	8	5-24	1.5-10	5	1-1
2021	7-7	408	13	11	24	4	2-6		5	1-7
Totals	36-19	1676	70	58	128	16	8.5-36	2-25	11	2-8

JAKOLBE BALDWIN 89

WR | 6'0 | 207 | 'Fr.

Hamlet, N.C. (Richmond Senior)

Pronunciation: jah KOHL bee

- True freshman who enrolled in January.
- Major: sport management

BALDWIN CAREER BESTS

Plays.....2.....FUR(2021)

2021 BALDWIN GAME BY GAME STATS

Opp	Pl	Rec	Yds	TD	LG
FUR	2	1	4	0	4

BALDWIN CAREER STATS

Year	GP-GS	Pl	Rec	Yds	TD	LP
2021	1-0	3	1	4	0	4

SHYHEIM BATTLE 25

CB | 6'2 | 183 | RS - Fr.

Rocky Mount, N.C. (Rocky Mount)

Pronunciation: shy HEEM

- Had started at RC in 17 straight games before coming off the bench at BC. Was back in the starting lineup at Miami.
- Major: Communication

BATTLE CAREER BESTS

Plays.....78.....GT (2020)

Tackles.....7.....UVA (2020)

PBU.....2.....vs. 3 teams (2020)

TFL.....1.....UVA (2020)

Sacks.....1.....UVA (2020)

2021 BATTLE GAME BY GAME STATS

Opp	Ply	Ht	Ast	Tot	TFL	SK	PBU	QBH	INT
*USF	18	1	0	1					
*@ MSU	64	1	4	5	1-2				
*FUR	24	1	0	1					
*CLEM	51	2	0	2					
*LT	60	1	3	4			2		
@ BC	34	0	0	0			1		
*@ MIA	59	3	2	5					

BATTLE CAREER STATS

Year	GP-GS	Pl	Hit	Ast	Tot	TFL	SK	PBU	INT	QH
2019	3-0	0	0	0	0					
2020	12-12	766	24	12	36	1-10	1-10	10	1-0	1
2021	7-6	310	9	9	18	1-2		3		
Totals	22-18	1076	33	21	54	2-12	1-10	13	1-0	1

ANTHONY BELTON 74**OT | 6'6 | 325 | So.****Tallahassee, Fla. (FSU Univ. School/Ga. Military)**

- Backup tackle who transferred in January from Georgia Military.
- Major: Sport management

BELTON CAREER BESTS

Plays.....10.....FUR (2021)

2021 BELTON GAME BY GAME STATS

Opp	Ply	KD	PAN	Sk
USF	1	0	0	0
@ MSU		DNP		
FUR	10	0	1	0

BELTON CAREER STATS

Year	GP-GS	Ply	KD	PAN	Sk
2021	2-0	11	0	1	0

DEVON BETTY 26**LB | 6'1 | 225 | 2^{Fr}.****Carver Ranches, Fla. (St. Thomas Aquinas)***Pronunciation: deh VOHN*

- Scored a safety on a TFL in the win over Boston College - that was his first career TFL.
- In for a career-high 41 snaps at Miami and tallied seven tackles.
- Backup middle linebacker who was in for a career-high 26 snaps against Furman.
- Major: Sport management

BETTY CAREER BESTSPlays.....41.....MIA (2021)
Tackles.....7.....MIA, FUR (2021)
TFL.....2.5.....MIA (2021)**2021 BETTY GAME BY GAME STATS**

Opp	Ply	Ht	Ast	Tot	TFL	SK	PBU	QBH	SAF
USF	17	1	2	3					
@ MSU	3	0	0	0					
FUR	26	2	5	7					
CLEM	Did Not Play								
LT	Did Not Play								
@ BC	1	1	0	1	1-2				1
@ MIA	41	3	4	7	2.5-6				

BETTY CAREER STATS

Year	GP-GS	Ply	Ht	Ast	Tot	TFL
2020	11-0	6	2	0	2	
2021	5-0	88	6	11	17	3.5-8
Totals	16-0	94	8	11	19	3.5-8

DANNY BLAKEMAN 42**DE | 6'2 | 269 | RS-Jr.****Raleigh, N.C. (Leesville Road)**

- Walkon reserve defensive end. He was in for a career-high 19 snaps in the season opener.

BLAKEMAN CAREER BESTSPlays.....19.....USF (2021)
Tackles.....3.....FUR (2021)**2021 BLAKEMAN GAME BY GAME STATS**

Opp	Ply	Ht	Ast	Tot	TFL	SK	PBU	QBH	INT
USF	19	1	1	1					1
@ MSU	0	0	1	1					
FUR	16	1	2	3	1-1				
CLEM	Special Teams Only								

LT	0	0	1	1
@ BC				Special Teams Only
@ MIA				Special Teams Only

BLAKEMAN CAREER STATS

Year	GP-GS	Ply	Ht	Ast	Tot	TFL	QH
2018	1-0	0	0	0	0		
2020	2-0	9	0	1	1		
2021	7-0	35	2	4	6	1-1	1
Totals	10-0	44	2	5	7	1-1	1

DEVAN BOYKIN 12**SAF | 5'10 | 187 | 2^{Fr}.****Greensboro, N.C. (Ragsdale)**

- Had the game of his career in the win at Boston College. Had a huge PBU in the endzone to deny an Eagle score, then scored a touchdown on a 'scoop and score' of a bobbled punt.
- Named the ACC Specialist of the Week for that performance
- Started at free safety vs. La. Tech.
- Reserve free safety who could also play at nickel.
- Major: Sport management

BOYKIN CAREER BESTSPlays.....70.....UVA (2020)
Tackles.....5.....PITT (2020)
PBU.....2.....BC (2021)
TFL.....1.....PITT (2020)**2021 BOYKIN GAME BY GAME STATS**

Opp	Ply	Ht	Ast	Tot	TFL	QH	PBU	RF
USF	7	1	1	2				
@ MSU	1	0	0	0				
FUR	29	2	1	3				
CLEM	Special Teams Only							
*LT	8	0	2	2				
@ BC	28	2	1	3			2	1-34-1
@ MIA	28	2	1	3				

BOYKIN CAREER STATS

Year	GP-GS	Pl	Ht	Ast	Tot	TFL	QH	PBU
2020	12-1	212	11	8	19	1-3	1	2
2021	7-1	101	7	6	13			2
Totals	19-2	313	18	14	32	1-3	1	4

DEVIN CARTER 88**WR | 6'3 | 216 | RS-So.****Clayton, N.C. (Clayton)**

- Caught two TD passes - including the game winner in the second OT - against No. 9 Clemson.
- In for a career- high 90 snaps in that contest.
- Had a SportsCenter top 10 catch for a 40-yard TD in the win at BC.
- The Wolfpack's third-leading receiver with 29 catches in 2020 - his 477 yards also was the team's third-highest.
- Major: Sport management.

CARTER CAREER BESTSPlays.....90.....CLEM (2021)
Receptions.....6.....BC (2019)
Rec. Yds.....140.....BC (2019)
TD Rec.....2.....CLEM (2021)
Long Rec.....55.....BC (2019)**2021 CARTER GAME BY GAME STATS**

OPP	Pl	Rec	Yds	TD	LP
*USF	47	1	51	0	51
*@ MSU	66	5	79	0	37
*FUR	35	2	10	0	6
*CLEM	90	5	54	2	22

2021 NC STATE FOOTBALL

*LT	59	3	65	0	26
*@ BC	41	2	51	1	40
*@ MIA	46	1	13	0	13

CARTER CAREER STATS

Year	GP-GS	Pl	Rec	Yds	TD	YPG	LG
2018	4-0	19	1	11	0	11.0	11
2019	12-11	708	32	456	0	14.3	55
2020	12-10	589	29	477	2	16.4	39
2021	7-7	384	19	323	3	17.0	51
Totals	35-28	1700	81	1267	5	15.6	55

C.J. CLARK 5

DT | 6'3 | 300 | RS-Fr.
New London, N.C. (N. Stanly)

- Starter at nose tackle in the first three games, he suffered an injury in practice prior to the Clemson game and will miss the remainder of the season.
- Cousin of former Pack DT, and current member of the Cincinnati Bengals, B.J. Hill.
- Major: Sport management.

CLARK CAREER BESTS

Plays.....	52	KY (2020)
Tackles.....	4	GT, MIA (2020)
QBH.....	1	vs. three teams (2020)

2021 CLARK GAME BY GAME STATS

Opp	Ply	Ht	Ast	Tot	QBH
*USF	26	0	3	3	2
*@ MSU	46	1	4	5	1
*FUR	19	0	0	0	

CLARK CAREER STATS

Year	GP-GS	Ply	Ht	Ast	Tot	QBH
2019	2-0	0	0	0	0	
2020	12-2	434	5	19	24	3
2021	3-3	91	1	7	8	3
Totals	17-5	525	6	26	32	6

JALEN COIT 21

WR | 5'11 | 156 | 2Fr.
Cheraw, S.C. (Cheraw)

- Reserve wide receiver.
- Major: parks, recreation and tourism management.

COIT CAREER BESTS

Plays.....	6	FUR (2021)
Receptions.....	1	FUR (2021)
Rec. Yds.....	12	FUR (2021)

2021 COIT GAME BY GAME STATS

Opp	Pl	Rec	Yds	TD	LG
USF	1	0	0	0	0
@ MSU			DNP		
FUR	6	1	12	0	12

COIT CAREER STATS

Year	GP-GS	Pl	Rec	Yds	TD	LP
2021	2-0	7	1	12	0	12

PLAYER BIOS**LYNDON COOPER 57**

C | 6'2 | 340 | 1Fr.
Atlanta, Ga. (Carrollton)

- Backup center.
- Underwent surgery the day of the game at BC.
- True freshman who joined the Pack in January when he was just 17-years old.
- Major: exploratory studies

COOPER CAREER BESTS

Plays.....	10	FUR (2021)
Pancakes.....	1	USF, FUR (2021)

2021 COOPER GAME BY GAME STATS

Opp	Ply	KD	PAN	Sk
USF	1	1	0	0
@MSU		DNP		
FUR	10	0	1	0

COOPER CAREER STATS

Year	GP-GS	Ply	KD	PAN	Sk
2021	2-0	11	1	1	0

JOSHUA CRABTREE 83

WR | 6'3 | 193 | 2Fr.
Raleigh, N.C. (Heritage)

- Reserve wide receiver.
- Major: exploratory studies

CRABTREE CAREER BESTS

Plays.....	1	USF (2021)
------------	---	-------	------------

2021 CRABTREE GAME BY GAME STATS

Opp	Pl	Rec	Yds	TD	LG
USF	1	0	0	0	0
@ MSU			DNP		
FUR	2	0	0	0	-

CRABTREE CAREER STATS

Year	GP-GS	Pl	Rec	Yds	TD	LP
2021	2-0	3	0	0	0	-

JACKSON DESILVA 33

WR | 6'0 | 200 | R-Fr.
Rolesville, N.C. (Rolesville)

- Walkon who has seen action on special teams.

DASILVA CAREER BESTS

Plays.....	2	FUR (2021)
------------	---	-------	------------

2021 DESILVA GAME BY GAME STATS

OPP	Pl	Rec	Yds	TD	LP
FUR	2	2	10	0	6

DESILVA CAREER STATS

Year	GP-GS	Pl	Rec	Yds	TD	YPG	LG
2021	1-0	2	0	0	0	-	-

TERRELL DAWKINS 0**DE | 6'4 | 245 | R-Fr.****Concord, N.C. (Cox Mill)**

- Missed the season opener as he continued to recover from an injury, he also missed spring workouts.
- Earned the "0" jersey by his hard work in the offseason strength & conditioning program prior to the 2020 season.
- The recipient of the team's 2020 Philip Rivers Award - given to the team's top rookie.
- Father, Tommy Sr., played college football at Appalachian State and later with the Pittsburgh Steelers. Oldest brother, Tommy Jr., currently plays DE at Appalachian State.
- Major: Interdisciplinary studies

TE. DAWKINS CAREER BESTS

Plays.....	49	UVa (2020)
Tackles.....	9	Duke (2020)
TFL.....	2	UNC, FSU (2020)
Sack.....	1	vs. many

2021 DAWKINS GAME BY GAME STATS

Opp	Ply	Ht	Ast	Tot	TFL	SK	PBU	QBH	FF
USF	Did Not Play - Injured								
@ MSU	1	0	0	0					
FUR	20	0	2	2				1	
CLEM	Did Not Play								
LT	10	0	0	0					
@ BC	14	1	0	1					
@ MIA	3	0	0	0					

DAWKINS CAREER STATS

Year	GP-GS	Ply	Ht	Ast	Tot	TFL	Sk	FF	QH
2019	4-0	0	0	0	0				
2020	12-6	452	16	20	36	9-33	4.5-24	2	1
2021	5-0	48	1	2	3				1
Totals	21-6	500	17	22	39	9-33	4.5-24	2	2

CHRISTOPHER DUNN 32**K | 5'8 | 184 | Jr.****Lexington, N.C. (N. Davidson)**

- Broke the NC State career scoring record with 12 points at Miami. Broke the record of 332 points held by Niklas Sade.
- Named to the Lou Groza Watch list for 2021.
- NC State career record holder in field goals with 62.
- Tied for fifth in school history with a .805 field goal percentage.
- Has connected on all 146 of his PAT attempts - that total ranks second in school history.
- Missed spring drills recovering from an injury suffered towards the end of last season.
- Fifth-generation farmer, he spent the COVID shutdown working on his family's farm (Fritt's Farm), raising organic black Angus beef and hay.
- In high school, welded and built a goal post in his yard.
- Major: Communication

DUNN CAREER BESTS

PATs.....	7	ECU (2018)
Points Scored.....	17	FSU (2018)
FGs Made.....	4	FSU (2018)
Long FG.....	53	Miami, VT (2020)

2021 DUNN GAME BY GAME STATS

Opponent	PAT	Made	Missed	Blk
*USF	6-6	34	-	-
*MSU	1-1	45	48	-
*FUR	6-6	32	-	-
*CLEM	3-3	-	53, 51, 39	-
*LT	4-4	36, 29	-	-
*@BC	4-4	27	-	-

*@MIA 3-3 33, 44 40 - -

DUNN CAREER STATS

Year	GP-S	FG-A	0-29	30-39	40-49	50+	LG	PAT	Pts
2018	13-13	23-26	15-16	5-6	3-4	0-0	49	51-51	120
2019	12-12	21-24	10-10	7-7	4-5	0-2	46	28-28	91
2020	12-12	12-17	1-1	7-9	2-4	2-3	53	43-43	79
2021	7-7	9-13	2-2	4-5	3-4	0-2	45	27-27	54
Totals	44-44	65-80	28-29	23-27	12-17	2-7	53	149-149	344

CORY DURDEN 48**DE/T | 6'4 | 316 | RS-GR.****Newberry, Fla. (Newberry/FSU)**

- Huge factor in the Wolfpack's win over Clemson, he had his first NC State start in that contest.
- Started at nose vs. the Tigers following the injury to C.J. Clark, he had mainly been playing at end. Also started at BC.
- Tallied six tackles, 1.5 sacks and had a QB pressure in that contest.
- Transfer from Florida State.
- In 2020, started three games for the 'Noles while playing in seven, he registered a season-high four tackles at No. 5 Notre Dame.
- Has a two-year-old son: Jaxxon.

DURDEN CAREER BESTS (AT NC STATE)

Plays.....	62	LT (2021)
Tackles.....	6	CLEM (2021)
TFL.....	1.5-7	CLEM (2021)
Sacks.....	1.5-7	CLEM (2021)

2021 DURDEN GAME BY GAME STATS

Opp	Ply	Ht	Ast	Tot	TFL	Sk	QBH
USF	29	0	0	0			
@ MSU	28	1	1	2			
FUR	15	0	1	1	0.5-1		
*CLEM	44	1	5	6	1.5-7	1.5-7	1
LT	62	1	3	4			1
*@ BC	46	0	1	1	0.5-2		
*@ MIA	55	0	2	2			2

DURDEN CAREER STATS (AT NC STATE)

Year	GP-GS	Ply	Ht	Ast	Tot	TFL	Sk	QH	PBU	CF/R
2021	7-3	279	3	13	16	2.5-10	1.5-7	4		

DURDEN CAREER STATS (AT FSU)

Year	GP-GS	Ht	Ast	Tot	TFL	Sk	QH	PBU	CF/R	BK
2018	12-1	10	12	22	6-25	2-14	1	1		1
2019	13-12	18	21	39	6.5-29	5-28	2	2	1/0	
2020	7-3	3	4	7	0.5-3	0.5-3			1/0	
Totals	32-16	31	37	68	13-57	7.5-45	3	3	2/0	1

DERRICK EASON 53**OL | 6'4 | 309 | RS-So.****Norfolk, Va. (Norview)**

- Started at right guard in the win at Boston College and last week vs. Miami.
- Major: Sport management.

EASON CAREER BESTS

Plays.....	63	MIA (2021)
PAN.....	4	BC (2021)

2021 EASON GAME BY GAME STATS

Opp	Ply	KD	PAN	Sk Allow
USF	20	0	3	0
@ MSU	21	0	2	0
FUR	30	0	1	0
CLEM	Special Teams Only			
LT	3	0	0	0

2021 NC STATE FOOTBALL

*@ BC	59	1	4	0
*@ MIA	63	1	0	0

EASON CAREER STATS

Year	GP-GS	Ply	KD	Pan
2018	3-0	3		
2019	10-1	33	0	1
2020	4-0	18	0	1
2021	7-2	196	2	10
Totals	24-3	250	2	12

IKEM "ICKEY" EKWONU 79

OT | 6'4 | 320 | So.

Charlotte, N.C. (Providence)

Pronunciation: EE keh m eck WAHN ew

- A midseason All-American according to AP, The Athletic, ESPN and The Sporting News.
- Two-time ACC Offensive Lineman of the Week in 2021.
- Tallied a career-high 11 pancake blocks in the win over La. Tech.
- Earned eight bottles of syrup in the season opener and vs. No. 9 Clemson, as he led the team in pancake blocks in both contests.
- Has not allowed a sack in 493 snaps from his left tackle spot in seven games this season.
- Played a career-high 102 gradeable snaps vs. Clemson.
- Has led the team in pancakes each of the past two years (2019, 2020) and is the leader in 2021.
- Named the ACC Player of the Week for his performance vs. USF.
- Named to the preseason watch list for the Outland Trophy and the Lombardi Award.
- The Athletic* calls him "the most feared lineman in the ACC."
- Rated as the second-best offensive lineman in the country according to PFF.
- A third-team preseason All-American according to *Athlon*, which also gave him a first-team All-ACC nod for the preseason.
- Named one of Bruce Feldman's "Freaks", he has reached 18 MPH on the GPS during practice and boasts a 30-inch vertical jump.
- In 2020, earned second-team All ACC honors from the Associated Press at both guard *and* tackle. Earned third-team honors on the league team.
- Fraternal twin brother Osita is a LB at Notre Dame. Father T.J. is a 6'6 doctor who played college basketball before coming to the U.S. from Nigeria. Mother Amaka was a high school track star.
- His name (Ikemefuna) is translated "my effort will not be in vain." A former coach nicknamed him "Ickey" because he looked like former Cincinnati Bengals RB Ickey Woods.
- Major: Business administration

EKWONU CAREER BESTS

Plays.....	102.....	CLEM (2021)
Pancakes.....	11.....	LT (2021)
KD.....	4.....	FSU (2020)

2021 EKWONU GAME BY GAME STATS

Opp	Ply	KD	PAN	Sk Allow
*USF	68	3	8	0
*@MSU	77	2	7	0
*FUR	52	2	3	0
*CLEM	102	3	8	0
*LT	72	1	11	0
*@ BC	59	1	3	0
*@ MIA	63	2	2	0

EKWONU CAREER STATS

Year	GP-GS	Ply	KD	Pan	Sk
2019	12-7	641	6	37	2
2020	12-12	825	22	50	7
2021	7-7	493	14	42	0
Totals	31-26	1959	42	129	9

PLAYER BIOS

EMEKA EMEZIE 86

WR | 6'3 | 212 | ^SSr.

Waxhaw, N.C. (Marvin Ridge)

Pronunciation: eh MECK ah ee MEZZ ee

- NC State's career leader in receptions. He broke the previous mark held by Jaylen Samuels and now has 206.
- Ranks fourth in career receiving yards - 2,545.
- Posted a career-high with 14 catches in the win over Clemson. His 116 yards was also his best.
- Named ACC WR of the Week for Clemson.
- Ranks eighth in the ACC in receptions per game (5.29).
- Named to the preseason watch list for the Biletnikoff Award.
- 14 career receiving TDs rank 11th in the record book
- Has caught a pass in 39 straight games - the fourth-longest streak in school history and fourth among current players nationally.
- Missed spring workouts as he rehabbed from an injury and most of fall camp with another injury.
- A "Super Senior" - 2021 is his fifth season playing.
- Both parents were immigrants from Nigeria. Full name is Chukwuemeka Chitabera Emezie.
- Major: Sport management

EMEZIE CAREER BESTS

Plays.....	83.....	LOU (2019)
Receptions.....	14.....	CLEM (2021)
Rec. Yards.....	116.....	CLEM (2021)
TD Rec.....	2.....	Pitt (2020)
Long Reception.....	67.....	Syracuse (2018)

2021 EMEZIE GAME BY GAME STATS

OPP	Pl	Rec	Yds	TD	LP
*USF	38	5	71	0	39
*@ MSU	57	6	92	0	38
*FUR	35	3	23	0	10
*CLEM	77	14	116	1	17
*LT	43	4	67	0	34
*BC	37	2	8	0	12
*@ MIA	46	3	75	0	46

EMEZIE CAREER STATS

Year	GP-GS	Pl	Rec	Yds	TD	YPR	LP
2017	13-0	204	13	163	1	12.5	26
2018	13-12	767	53	616	5	11.8	67
2019	12-11	700	56	576	2	10.3	37
2020	12-10	605	47	738	5	15.7	55
2021	7-7	333	37	452	1	12.2	46
Totals	57-40	2609	206	2,545	14	12.4	67

CYRUS FAGAN 4

SAF | 6'1 | 190 | R-Gr.

Daytona Beach, Fla. (Mainland/FSU)

- Suffered a season-ending injury at Miss. State - he started that game at strong safety.
- Picked off a pass in the season opener.
- Has two years of eligibility remaining after transferring from Florida State in January, he is listed as a co-starter at strong safety.
- Went through spring workouts with the Pack
- Appeared in the first three games of the 2020 season for FSU.
- In 2019, appeared in eight games, making five starts - he missed five games due to injury.
- Major: Earned his degree from Florida State in interdisciplinary social studies.

FAGAN CAREER BESTS (AT NC STATE)

Plays.....	26.....	USF (2021)
Tackles.....	7.....	USF (2021)
INT.....	1.....	USF (2021)

2021 FAGAN GAME BY GAME STATS

Opp	Ply	Ht	Ast	Tot	INT
USF	26	3	4	7	1-16
*@ MSU	24	1	1	2	

FAGAN CAREER STATS (AT NC STATE)

Year	GP-GS	Ply	Ht	Ast	Tot	INT
2021	2-1	50	4	5	9	1-16

FAGAN CAREER STATS (AT FSU)

Year	GP-GS	Ht	Ast	Tot	TFL	PBU	QH	CF/R	INT
2017	7-0	3	3	6	1-1		1		
2018	12-0	16	8	24		2		0/1	
2019	8-5	27	14	41		2		0/1	1-3
2020	3-0	1	0	1					
Totals	30-5	47	25	72	1-1	4	1	0/2	1-3

BEN FINLEY 10
QB | 6'3 | 201 | 2Fr.
Phoenix, Az. (Paradise Valley)

- Came in and quick punted in the season opener vs. USF.
- Brother, Ryan Finley, was a three-year starter at QB for NC State who finished his career second in school history in passing yards (10,505) and fourth in career TDs (60). Ryan was a fourth round pick by the Cincinnati Bengals in the 2019 NFL Draft.
- Mother, Robin, played tennis at St. Olaf College in Minnesota while father, Pat, played baseball and football there.
- Major: Sport management.

FINLEY CAREER BESTS

Plays.....	33.....	UNC (2020)
Completions.....	13.....	UNC (2020)
Attempts.....	20.....	UNC (2020)
Passing Yards.....	143.....	UNC (2020)
TD passes.....	1.....	UNC (2020)

2021 FINLEY GAME BY GAME STATS

Opp	Ply	Cmp-Att	Yds	Int	TD	Lg	Pct.	Rush-Yds	TD
USF	1	0-0	0	0	0	-	-	-	-
@ MSU	1	0-0	0	0	0	-			
FUR	16	5-8	28	0	0	12	.625	1-1	0
@ BC	5	0-0	0	-	-	-	-	1-6	0

FINLEY CAREER STATS

Year	GP-S	Ply	Cmp-Att	Yds	Int	TD	Lg	Pct.	Rsh-Yds-TD
2020	1-0	33	13-20	143	2	1	42	.650	2-(9)-0
2021	4-0	23	5-8	28	0	0	12	.625	2-7-0
Totals	5-0	56	18-28	171	2	1	42	.643	4-(2)-0

CADEN FORDHAM 41
LB | 6'1 | 214 | 1Fr.
Ponte Vedra Beach, Fla. (The Bolles School)

- Young player who is now the backup at weakside linebacker after the injury to Payton Wilson.
- Major: enrolled in exploratory studies.

FORDHAM CAREER BESTS

Plays.....	25.....	FUR (2021)
Tackles.....	3.....	FUR (2021)

2021 FORDHAM GAME BY GAME STATS

Opp	Ply	Ht	Ast	Tot	TFL
FUR	25	0	3	3	
CLEM				Special Teams Only	
LT				Special Teams Only	
@ BC				Did Not Play	

FORDHAM CAREER STATS

Year	GP-GS	Ply	Ht	Ast	Tot	TFL	Sk	QH	PBU	CF/R
2021	3-0	25	0	3	3					

MICHAEL FOX 35
WR | 6'0 | 174 | R-So.
Orlando, Fla. (Dr. Phillips/Central Arkansas)

- Walkon reserve wide receiver.
- Major: sport management

FOX CAREER BESTS

Plays.....	7.....	FUR (2021)
------------	--------	------------

2021 FOX GAME BY GAME STATS

Opp	PI	Rec	Yds	TD	LG
USF	4	0	0	0	0
@MSU		DNP			
FUR	7	0	0	0	

FOX CAREER STATS

Year	GP-GS	PI	Rec	Yds	TD	LP
2021	2-0	11	0	0	0	-

GRANT GIBSON 50
C | 6'1 | 305 | RS-Gr.
Charlotte, N.C. (Mallard Creek)

- Tallied a career-best six pancake blocks in the win over Furman.
- In for a career-high 102 snaps in the win over No. 9 Clemson.
- Named a team captain for the second straight season.
- Has started the last 31 games at center, the second-longest starting streak on the team (to PK Dunn).
- Named to the preseason watch list for the Outland Trophy, the Rimington Trophy and the Lombardi Award.
- Named the third-best returning interior offensive lineman in the country by ESPN.
- A second-team preseason All-American according to *Sporting News* and PFF.
- Earned NC State's Athletics Department's "Heart of the Pack" award - given to the student-athlete who is a good teammate, gives great effort and has an exceptional attitude.
- Named to the All-ACC Academic squad.
- Moved from defensive tackle to offensive guard in 2018.
- One of the team's representatives on the Student-Athlete Advisory Council (SAAC).
- Grandfather, Harvey Gantt, was the first black student to enroll at Clemson and went on to become the first black mayor of Charlotte, where he served two terms.
- Major: Business administration

GIBSON CAREER BESTS

Plays.....	102.....	CLEM (2021)
Pancakes.....	6.....	FUR (2021)
Knockdown Blocks.....	4.....	WCU (2019)

2021 GIBSON GAME BY GAME STATS

Opp	Ply	KD	PAN	Sk
*USF	68	0	4	0
*@ MSU	78	1	4	0
*FUR	56	1	6	0
*CLEM	102	0	3	0
*LT	72	1	2	1
*@ BC	59	1	1	0
*@ MIA	64	1	1	0

GIBSON CAREER STATS

Yr	GP-GS	PI	KD	Pan	Sk	Hit	Ast	Tot
2018	13-0	37				0	1	1
2019	12-12	834	4	15	2			
2020	12-12	857	2	24	2.5	-	-	-
2021	7-7	499	5	21	1			
Totals	44-31	2227	11	60	5.5	0	1	1

TRENTON GILL 99
P | 6'4 | 219 | RS-Gr.
Hillsborough, N.C. (Cedar Ridge)

- Ranks third in the ACC in punting with a 45.5 mark.
- Has 16 boots of 50+ yards and his 15 punts downed inside the 20 both lead the league.
- Named to the Ray Guy Great 8 each of the past three games.
- In those three games, has averaged 48.8 yards per kick (18-878) and placed nine boots inside the 20. Seventeen of his 19 kickoffs during those three games have been touchbacks as well.
- A semifinalist for the NFF's Campbell Trophy - the top scholar-athlete award in the country.
- Named the ACC Specialist of the Week following the win over La Tech. Punted six times for an average of 51.2 yards in that contest and four of his six punts traveled at least 50 yards.
- Five of his six punts pinned La. Tech inside their 25-yard line, a pair inside the 20.
- Six of his seven kickoffs were touchbacks.
- Also named one of The Ray Guy's Award top-eight punters of the week.
- Named to preseason watch list for the Ray Guy Award.
- NC State's career leader in punt average .
- Ranks sixth in school history in career punting yards with 6,728.
- The first baby born in Alamance County in 1999.
- Raised over \$8,000 and 1,000 meals to help business and families in his hometown during the COVID crisis. He is currently raising money to buy playground equipment for his former elementary school.
- Major: Earned his degree in biological sciences in May.

GILL CAREER BESTS

Punts.....	8.....	WFU (2019)
Punt Yds.....	375.....	WFU (2019)
Punt Avg.....	54.7.....	UNC (2020)
Long.....	75.....	CLEM (2019)

2021 GILL GAME BY GAME STATS

Opp	Punt	Yds	Avg.	LG	TB	I20	BK	KO	Yds	TB
*USF	2	90	45.0	57	0	2	0	8	517	4
*@ MSU	7	305	43.6	55	0	1	0	0	0	0
*FUR	4	152	38.0	41	0	3	0	8	520	7
*CLEM	6	306	51.0	57	3	0	0	3	195	3
*LT	6	307	51.2	59	1	2	0	7	450	6
*@ BC	6	276	46.0	65	0	4	0	5	325	5
*@ MIA	6	295	49.2	59	0	3	0	7	454	6

GILL CAREER STATS

Year	GP-GS	Punt	Yds	Avg.	LG	TB	I20	Bk	KO-Yds	TB
2019	12-12	56	2663	47.6	75	7	16	1	59-3604	29
2020	12-12	52	2334	44.9	62	6	18	1	66-4097	35
2021	7-7	38	1731	45.6	65	4	15	0	38-2561	31
Totals	31-31	146	6728	46.1	75	17	49	2	163-10262	95

JULIAN GRAY 20
WR | 5'11 | 193 | 'Fr.
Charlotte, N.C. (Hopewell)

- Enrolled at NC State in January and worked his way into the lineup with a great preseason camp.
- Major: sport management

GRAY CAREER BESTS

Plays.....	11.....	FUR (2021)
Rec.....	2.....	FUR (2021)
Rec Yds.....	10.....	USF (2021)

2021 GRAY GAME BY GAME STATS

Opp	PI	Rec	Yds	TD	LG
USF	9	1	10	0	10
@MSU			DNP		
FUR	11	2	8	0	5
CLEM			Special Teams Only		
LT			Did Not Play		
@BC	6	0	0	0	0
@ MIA			Did Not Play		

GRAY CAREER STATS

Year	GP-GS	PI	Rec	Yds	TD	LP
2021	4-0	26	3	18	0	10

JAKEEN HARRIS 6
SAF | 5'10 | 190 | So.
Savannah, Ga. (Benedictine Milit.)
Pronunciation: jah KEEN

- Starter at strong safety in the six of seven games.
- Picked off a pass in the endzone to seal the win over La Tech.
- Older brother Chris played linebacker at Georgia Southern.
- Major: Sport management

JAKEEN HARRIS CAREER BESTS

Plays.....	98.....	UVa (2020)
Tackles.....	15.....	UNC (2020)
PBU.....	1.....	vs. many
INT.....	1.....	LIB (2020)

2021 JA. HARRIS GAME BY GAME STATS

Opp	Ply	Ht	Ast	Tot	TFL	SK	QH	INT
*USF	25	3	1	4				
@ MSU	43	1	2	3				
*FUR	34	1	0	1				
*CLEM	52	3	0	3				
*LT	81	4	5	9	1-5	1-5	1	1-0
*@ BC	46	1	1	2	1-1			
*@ MIA	46	1	2	3				

JA. HARRIS CAREER STATS

Year	G-GS	PI	Hit	Ast	Tot	TFL	Sk	PBU	QH	INT
2019	11-0	166	14	16	30				1	
2020	12-12	855	43	33	76	1.5-1		7		1-5
2021	7-6	327	14	11	25	2-6	1-5		1	1-0
Totals	30-18	1348	71	60	131	3.5-7	1-5	7	2	2-5

JOSHUA HARRIS 55
DT | 6'4 | 325 | RS-Fr.
Roxboro, N.C. (Person)

- Earned his first career start vs. La. Tech.
- Has a daughter born in August.
- Plays the piano (he's self-taught) and sings - he was a member of the chorus in high school.

2021 NC STATE FOOTBALL

- Major: Sport management

JOSH HARRIS CAREER BESTS

Plays.....	26.....	BC (2019)
Tackles.....	4.....	FUR (2021)

2021 JO. HARRIS GAME BY GAME STATS

Opp	Ply	Ht	Ast	Tot	TFL
USF	15	0	1	1	
@ MSU	DNP				
FUR	21	0	4	4	
CLEM	4	0	0	0	
*LT	9	0	0	0	
@ BC	13	0	0	0	
@ MIA	5	0	0	0	

JO. HARRIS CAREER STATS

Year	G-GS	PI	Hit	Ast	Tot	TFL
2019	4-0	63	1	2	3	
2020	4-0	27	2	1	3	1-2
2021	6-1	67	0	5	5	
Totals	14-1	157	3	8	11	1-2

JORDAN HOUSTON 3

RB | 5'10 | 190 | So.
Waldorf, Md. (Flint Hill)

- Led the team in rushing in the win at Boston College - all of his yards came in the fourth quarter.
- The Wolfpack's second-leading rusher in 2019, he averaged 5.2 yards per carry for his rookie season.
- Major: Enrolled in exploratory studies program.

HOUSTON CAREER BESTS

Plays.....	29.....	WFU (2020), GT (2019)
Rush Att.....	16.....	GT (2019)
Rush. Yds.....	89.....	GT (2019)
Rush TDs.....	1.....	vs. many
Long Rush.....	41.....	UNC (2019)
Rec.....	5.....	KY (2020)
Rec. Yds.....	39.....	GT (2019)
Long Rec.....	21.....	WFU (2020)

2021 HOUSTON GAME BY GAME STATS

Opp	PI	Att	Yds	TD	Lg	Rc-Yds	TD	YPR	LG
USF	8	5	15	1	4				
@ MSU	9	1	(2)	0	(2)	1-3		3.0	3
FUR	9	3	19	0	18				
CLEM									
LT									
@ BC	10	8	43	0	13				
@ MIA									

HOUSTON CAREER STATS

Year	GP-GS	PI	Att	Yds	TD	LP	REC	TD
2019	12-3	246	101	526	2	41	15-112	0
2020	12-1	154	42	143	3	21	14-59	0
2021	7-0	36	17	75	1	4	1-3	0
Totals	31-4	436	160	744	6	41	30-174	0

TANNER INGLE 10

SAF | 5'10 | 182 | Jr.
Orlando, Fla. (Dr. Phillips)

- Starting free safety.
- Led the team in tackles with a career-high 11 at Mississippi State.
- Pulled down his first career interception in the season opener.
- Ejected for targeting three times in 2020: in the first half of the Virginia win and vs. Liberty and Georgia Tech. Had to sit out the bowl game as a result.

PLAYER BIOS

- Voted a season captain for 2020.
- Major: Sport management

INGLE CAREER BESTS

Plays.....	89.....	BSU (2019)
Tackles.....	11.....	MSU (2021)
TFL.....	1.5.....	CLEM (2019)
PBU.....	2.....	ECU (2019)
INT.....	1.....	USF (2021)
QH.....	3.....	SYR (2020)

2021 INGLE GAME BY GAME STATS

Opp	Ply	Ht	Ast	Tot	TFL	SK	PBU	QH	INT
*USF	50	1	1	2				1	1-6
*@ MSU	66	2	9	11			2		
*FUR	29	2	1	3					
*CLEM	52	0	7	7	0.5-1		1		
LT	74	6	2	8					
@ BC	70	4	0	4				1	
*@ MIA	72	2	0	2					

INGLE CAREER STATS

Year	G-GS	PI	Hit	Ast	Tot	TFL	SK	PBU	QH	FF	INT
2018	13-7	409	33	11	44	3-15	1-4	1	1	1	
2019	11-11	755	37	31	68	5-18	0.5-3	3	2	1	
2020	7-7	261	22	11	33	3.5-6	0-0	2	3	0	
2021	7-7	339	17	20	37	0.5-1		3	2		1-6
Totals	38-32	1764	109	73	182	12-40	1.5-7	9	7	2	1-6

CHRIS INGRAM 7

CB | 6'0 | 186 | Gr.
Salisbury, N.C. (Mooresville)

- Back in limited action in just three games this season for the first time since the middle of the 2019 season. He had not played a game in 693 days (since Oct. 10, 2019) when he played in the opener.
- Starting CB in the first six games of the 2019 season before suffering a season-ending knee injury midway through the Syracuse game and didn't return to the field until 2021.
- Twin sister, Kirsten, attended Meredith College on a track and field scholarship and then worked as a student-trainer at NC State.
- Major: Graduated with a degree in sport management.

INGRAM CAREER BESTS

Plays.....	89.....	BSU (2019)
Tackles.....	9.....	BSU, ECU (2019)
PBU.....	2.....	BSU (2019), Syracuse (2018)
Interception.....	1.....	BSU, ECU (2019)

2021 INGRAM GAME BY GAME STATS

Opp	Ply	Ht	Ast	Tot	TFL	PBU	INT
USF	39	0	1	1			
@ MSU			DNP				
FUR	11	0	0	0		1	
LT	13	0	1	1			

INGRAM CAREER STATS

Year	G-GS	PI	Hit	Ast	Tot	PBU	INT	TFL
2017	13-1	80	4	2	6			
2018	13-12	696	30	9	39	9	1-0	0.5-0
2019	6-6	378	28	4	32	3	2-0	0-0
2021	3-0	63	0	2	2	1		
Totals	35-19	1217	62	17	79	13	3-0	0.5-0

SAVION JACKSON 90**DE | 6'2 | 290 | So.****Clayton, N.C. (Clayton)***Pronunciation: SAVE ee ohn*

- Starter at defensive end who has been a solid performer for the Wolfpack in 2021.
- Major: Sociology

JACKSON CAREER BESTS

Plays.....	61.....	LT (2021)
Tackles.....	4.....	BC (2021), WFU (2020)
TFL.....	1.....	BSU (2019), WFU (2020)
Sacks.....	1.....	WFU (2020)
QH.....	2.....	LIB (2020)

2021 JACKSON GAME BY GAME STATS

Opp	Ply	Ht	Ast	Tot	TFL	SK	QH	CF/RF
*USF	30	1	0	1			1	
*@ MSU	42	0	1	1				
*FUR	19	0	1	1				
*CLEM	45	1	1	2			1	
*LT	61	0	3	3	0.5-1			
*@ BC	45	4	0	4			2	
*@ MIA	60	2	1	3	0.5-0		1	

JACKSON CAREER STATS

Yr	GP-GS	Pl	Hit	Ast	Tot	TFL	Sk	QH
2019	8-0	129	5	3	8	1-1		
2020	12-4	425	7	13	20	2-8	1-8	2
2021	7-7	302	8	7	14	1-1		5
Totals	27-11	856	20	23	42	4-10	1-8	7

ANDREW JAYNE 46**TE | 6'6 | 232 | 2Fr.****Fayetteville, N.C. (Terry Sanford)**

- Walkon tight end who came to the Pack after playing professional baseball. He played two seasons with the Baltimore Orioles in the minors.

JAYNE CAREER BESTS

Plays.....	3.....	FUR (2021), UNC (2020)
Rec.....	1.....	UNC (2020)
Rec. Yards.....	5.....	UNC (2020)

2021 JAYNE GAME BY GAME STATS

Opp	Ply	Rec	Yds	TD	LG
USF	1	0	0	0	
@ MSU			Special Teams Only		
FUR	3	0	0	0	
CLEM			Special Teams Only		
LT			Did Not Play		
@ BC	4	0	0	0	

JAYNE CAREER STATS

Yr	GP-GS	Pl	Rec	Yds	TD
2020	7-0	3	1	5	0
2021	5-0	8	0	0	0
Totals	12-0	11	1	5	0

DEMARCUS JONES II 36**RB | 5'10 | 213 | RS - Fr.****Wendell, N.C. (Wake Forest)**

- In for 111 total special teams snaps this season - the second-highest tally on the team.
- Blocked two defenders to help set up the Wolfpack's 40-yard fake punt

vs. Miami.

- Major: Nutrition science

D. JONES CAREER BESTS (AT NC STATE)

Plays.....	1.....	FUR (2021)
------------	--------	------------

2021 D. JONES GAME BY GAME STATS

Opp	Pl	Att	Yds	TD	Lg
USF			Special Teams Only		
@ MSU			Special Teams Only		
FUR	3	1	1	0	1
CLEM			Special Teams Only		
LT			Special Teams Only		
@ BC			Special Teams Only		
@ MIA			Special Teams Only		

D. JONES CAREER STATS

Year	GP-GS	Pl	Att	Yds	TD	LP
2019	4-0	0	-	-	-	-
2020	12-0	0	-	-	-	-
2021	7-0	3	1	1	0	1
Totals	23-0	3	1	1	0	1

VI JONES 31**LB | 6'3 | 227 | RS-Jr.****Austin, Texas (Westlake/USC)***Pronunciation: VIE*

- Backup SAM linebacker.
- Three blocked kicks in 2020 tied for third in school history and was the most for a Wolfpack player since 2002.
- Father, Robert, was a starting LB for the Dallas Cowboys in the 1990s and won three Super Bowls. Brothers Cayleb (Arizona) and Isaiah (ECU) also both played in the NFL.
- Uncle, Jeff Blake, starred at East Carolina and later played in the NFL.
- Major: Sociology

JONES CAREER BESTS

Plays.....	90.....	Miami (2020)
Tackles.....	7.....	Miami (2020)
TFL.....	1.....	vs. many
Sack.....	1.....	vs. three teams
Blk Kicks.....	1.....	vs. three teams

2021 JONES GAME BY GAME STATS

Opp	Ply	Ht	Ast	Tot	TFL	SK	QH	CF/RF	PBU	BK
USF	28	1	2	3	1-4		1			
@ MSU	7	1	0	1						
FUR	21	2	2	4	0.5-1		1			
CLEM	7	0	0	0						
LT	18	0	0	0						
@ BC	36	1	1	2	1.5-8	1.5-8	2			
@ MIA	22	3	1	4	1-1	1-1	1			

JONES CAREER STATS (AT NC STATE)

Yr	GP-GS	Pl	Hit	Ast	Tot	TFL	Sk	CF/RF	QH	PBU	BK
2020	12-4	446	16	19	35	5-26	3-16	1/0	2	1	3
2021	7-0	139	8	6	14	4-14	2.5-9		4		
Totals	19-4	585	24	25	49	9-40	5.5-25	1/0	6	1	3

JONES CAREER STATS (AT USC)

Yr	GP-GS	Hit	Ast	Tot	TFL	PBU	QBH
2017	14-0	9	6	15		0	1
2018	8-0	10	3	13	3-12	3	1
Totals	22-0	19	9	28	3-12	3	2

DANIEL JOSEPH 99
DE | 6'3 | 265 | ^SRS-Gr.
Toronto, Ontario (Lake Forest Academy/Penn State)

- Leads all defensive linemen in tackles with 21.
- Forced a fumble in the win over La Tech.
- A "Super Senior" - 2021 is his sixth season.
- Graduate transfer from Penn State who joined the team in June of 2020. He saw action in all 12 of the Nittany Lions' games in 2019, registering two tackles and a sack against Idaho.
- Originally recruited by Dave Doeren and the Wolfpack staff in 2016.
- Played varsity basketball for four years. Brother, Faith Ekakite, played defensive line at Iowa and was the No. 1 pick of the Winnipeg Blue Bombers in the 2017 Canadian Football League Draft. Cousin, Ese Mrabure-Ajufo, played for the BC Lions of the CFL in 2015.
- The No. 4 pick in the 2021 CFL draft.
- Major: Earned his undergraduate degree from Penn State in labor and employment relations. Enrolled in postgraduate liberal studies.

JOSEPH CAREER BESTS (AT NC STATE)

Plays.....	64.....	LT (2021)
Tackles.....	5.....	vs. three teams
TFL.....	3.....	SYR (2020)
Sack.....	2.....	WFU (2020)

2021 JOSEPH GAME BY GAME STATS

Opp	Ply	Ht	Ast	Tot	TFL	SK	QH	CF/RE
*USF	34	0	1	1	0.5-1			
*@ MSU	49	2	1	3	1-1			
*FUR	19	0	2	2				
*CLEM	50	0	2	2				
*LT	64	1	4	5	1-8	1-8	1	1/0
*@ BC	48	1	1	2			1	
*@ MIA	64	2	4	6	1-4			

JOSEPH CAREER STATS (AT NC STATE)

Yr	GP-GS	PI	Hit	Ast	Tot	TFL	Sk	QH	CF
2020	11-8	489	17	20	37	10-43	6.5-33	3	
2021	7-7	328	6	15	20	3.5-14	1-8	2	1
Totals	18-15	817	23	35	57	13.5-57	7.5-41	5	1

JOSEPH CAREER STATS (AT PENN STATE)

Year	GP	Hit	Ast	Tot	TFL-Yds	Sk-Yds	FF/RF	PBU
2017	7	5	5	10	2.5-9		1/0	
2018	13	4	8	12	1-9	1-9	0/1	1
2019	12	3	4	7	2-6	1.5-5		
Totals	32	12	17	29	5.5-24	2.5-14	1/1	1

IBRAHIM KANTE 52
DE | 6'4 | 263 | RS-Jr.
New York, N.Y. (Cardinal Hayes)

Pronunciation: EEB rah hem KAHN tay

- Suffered a finger injury vs. Furman and missed the Clemson game.
- Did not start playing football until he enrolled in high school.
- Has a wingspan of 6'11.
- Did not start playing football until he enrolled in high school.
- Family is from the Ivory Coast.
- Major: Sport management.

KANTE CAREER BESTS

Plays.....	55.....	WFU (2020), BC (2019)
Tackles.....	5.....	GT (2019)
TFL.....	1.5.....	GT (2019)
Sacks.....	1.....	JMU (2018)
QB Hurries.....	2.....	WCU (2019)

2021 KANTE GAME BY GAME STATS

Opp	Ply	Ht	Ast	Tot	TFL	SK	QH
USF	7	0	0	0			
@ MSU	6	0	0	0			
FUR	14	0	3	3	0.5-0		
CLEM	DNP - Injured						
LT	8	0	1	1			
@ BC	8	1	0	1	1-4	1-4	1
@MIA	6	0	0	0			

KANTE CAREER STATS

Yr	GP-GS	PI	Hit	Ast	Tot	TFL	SK	QH
2018	13-1	204	2	12	14	3.5-8	1-2	
2019	12-7	358	9	6	15	3-11	0.5-3	2
2020	12-5	328	5	8	13	2-3		0
2021	6-0	49	1	4	5	1.5-2	1-2	1
Totals	43-13	915	17	30	47	10-25	2.5-7	3

ZONOVAN "BAM" KNIGHT 7
RB | 5'11 | 210 | So.
Bailey, N.C. (Southern Nash)

- Ranks sixth in the ACC in rushing (74.1), ninth in all-purpose yards (102.2).
- Rushed for a career-high 163 yards in the season opener - 204 total yards.
- Ranks second on the team with 13 explosive plays for the year.
- Named to the Paul Hornung Award Honor Roll for his performance vs. USF.
- Named to the preseason watch list for the Maxwell Award (top offensive player), the Doak Walker Award (top running back) and the Hornung Award (most versatile player).
- Currently posts the top yards per carry average in Wolfpack career history (for players with a minimum of 200 attempts): 5.56.
- His 25.1 yard career average on kick returns ranks fifth in the Wolfpack record books.
- A first-team preseason All-ACC choice by *Athlon* as a running back and kick returner.
- Missed spring workouts after undergoing offseason shoulder surgery.
- Major: Criminology.

KNIGHT CAREER BESTS

Plays.....	52.....	CLEM (2021)
Rush Att.....	23.....	CLEM (2021)
Rush Yds.....	163.....	USF (2021)
TDs.....	2.....	vs. three teams
Lg.....	53.....	CLEM (2019)
Rec.....	5.....	LIB (2020)
Rec. Yds.....	34.....	LIB (2020)
KOR.....	4.....	GT (2020)
KOR Yds.....	100.....	MIA (2020)
KOR TD.....	1.....	MIA (2020)

2021 KNIGHT GAME BY GAME STATS

Opp	PI	Att	Yds	TD	Lg	Rc-Yds	TD	LG	KOR-Yd-TD
*USF	30	16	163	1	46	2-16	0	11	1-25-0
*@ MSU	34	8	31	0	11	2-7	0	7	0-0
*FUR	24	11	104	1	42				1-20
*CLEM	52	23	79	0	9	1-(2)	0	(2)	
*LT	33	13	85	1	25	1-9	0	9	2-41
*@ BC	31	11	41	0	8	2-21	0	17	0-0
*@ MIA	37	8	16	0	8	3-15	0	12	2-43

KNIGHT CAREER STATS

Year	GP-GS	PI	Att	Yds	TD	LP	REC	TD	KOR-Yds-TD
2019	12-7	309	136	745	5	53	7-45	0	
2020	12-0	339	143	788	10	36	20-136	0	14-373-1
2021	7-7	241	90	519	3	46	11-66	0	6-129-0
Totals	31-14	889	369	2052	18	52	38-247	0	20-502-1

CLAUDE LARKINS 97**DE | 6'4 | 284 | 2^{Fr.}****Hollywood, Fla. (Chaminade-Madonna)**

- Reserve defensive end.
- Major: Sport management

LARKINS CAREER BESTS

Plays.....15.....USF (2021)
 Tackles.....2.....USF (2021)

2021 LARKINS GAME BY GAME STATS

Opp	Ply	Ht	Ast	Tot	TFL	SK	QH	CF/RE
USF	15	1	1	2				
FUR	1	0	0	0				

LARKINS CAREER STATS

Yr	GP-GS	Pl	Hit	Ast	Tot	TFL	Sk	QH
2021	2-0	16	1	1	2			

DEVIN LEARY 13**QB | 6'1 | 212 | RS-So.****Sicklerville, N.J. (Timber Creek)**

- Has thrown 175 straight passes without an INT - that is the fourth-longest streak in school history.
- Ranks fifth in the ACC in passing this week (263.4 ypg).
- Tied for second in the ACC among starting QBs with only two INTs for the season and is the only starting QB in the league who has gone five games without a pick.
- Named the Walter Camp FBS Offensive Player of the Week following the win over Clemson. He was also named a Manning Star of the Week, the Davey O'Brien National QB of the Week and the ACC QB of the week.
- Threw for four TDs - including two in overtime - and completed 73.7% of his throws in the win over the ninth-ranked Tigers.
- Played 96 snaps in that contest.
- Ranks ninth in the ACC in total offense (258.3).
- In the five four games, all Wolfpack wins - has thrown 14 TDs vs. no INTs.
- Has thrown for four touchdowns twice in his career, both were vs. ranked teams (Pitt in 2020, Clemson in 2021).
- Threw for three TDs and rushed for another in the win over Furman.
- Missed the last seven games of 2020 after starting three in a row.
- Posted a .600 completion percentage for the 2020 season - the No. 14 mark in school history.
- Expected starter at quarterback heading into 2020 fall camp, but after being contract traced for more than two weeks, he missed crucial practice time.
- In his first three years with the program, played under three different offensive coordinators and three different quarterback coaches.
- In high school, set the NJ high school records for passing yards (9,672), TD passes (117).
- Writes left-handed, he learned to throw with his right because he used his right-handed brother's baseball glove as a kid.
- Major: Sport management

LEARY CAREER BESTS

Plays.....96.....CLEM (2021)
 Completions.....28.....PITT (2020)
 Attempts.....45.....WFU (2019)
 Pass Yards.....336.....PITT (2020)
 TD Passes.....4.....CLEM (2020), PITT (2020)
 Long Pass.....79.....BC (2021)
 Rush Att.....12.....LOU (2019)
 Rush Yds.....29.....UVA (2020)

2021 LEARY GAME BY GAME STATS

Opp	Ply	Cmp-Att	Yds	Int	TD	Lg	Pct.	Rush-Yds	TD
*USF	66	17-26	232	1	2	51	.654	2-1	0
*@ MSU	77	30-49	303	1	1	38	.612	8-(15)	0
*FUR	52	23-29	259	0	3	42	.793	1-7	1
*CLEM	96	32-44	238	0	4	22	.727	6-(22)	0
*LT	67	22-36	251	0	2	34	.611	2-(8)	0
*@ BC	53	16-24	251	0	3	79	.667	4-1	0
*@ MIA	64	24-42	310	0	2	46	.571	3-1	1

LEARY CAREER STATS

Year	GP-S	Ply	Cmp-Att	Yds	Int	TD	Lg	Pct.	Rsh-Yds-TD
2019	8-5	412	101-210	1,219	5	8	55	.481	40-46-0
2020	4-3	231	66-110	890	2	8	37	.600	19-7-0
2021	7-7	475	164-250	1844	2	17	79	.656	26-(36)-1
Totals	19-15	1118	331-570	3953	9	33	79	.580	85-17-1

KEYON LESANE 15**WR | 5'11 | 190 | So.****Lumberton, N.C. (Butler)***Pronunciation: KEE yohn luh SAIN*

- Quick reserve wide receiver.
- Major: Sport management

LESANE CAREER BESTS

Plays.....23.....BC, CLEM (2019)
 Receptions.....3.....SYR (2019)
 Rec. Yds.....27.....SYR (2019)
 Rush Att.....2.....WCU (2019)
 Rush Yds.....24.....ECU (2019)
 KOR.....5.....BSU (2019)
 KOR Yards.....100.....BSU (2019)

2020 LESANE GAME BY GAME STATS

OPP	Pl	Rec	Yds	TD	LP	Rush	TD	KOR
USF	13	1	0	0	-	-	-	-
@ MSU	11	0	0	0				
FUR	16	1	12	0	12			
CLEM	14	1	10	0	10			
LT	17	0	0	0	-			
@ BC	11	0	0	0	-			
@ MIA	18	2	17	0	13			

LESANE CAREER STATS

Year	GP-GS	Pl	Rec	Yds	TD	LP	Rush	TD	KOR
2019	10-0	77	13	93	0	22	6-57	0	16-278
2020	9-0	88	3	37	0	20	-	-	-
2021	7-0	100	5	39	0	13	-	-	-
Totals	26-0	265	21	169	0	22	6-57	0	16-278

KHALID MARTIN 21**SAF | 6'0 | 192 | RS-Fr.****Tobaccoville, N.C. (E. Forsyth)***Pronunciation: kah LEED*

- Reserve free safety.
- Missed most of spring drills as he continued to recover from a spinal injury.
- Left the field in an ambulance in game 2 at Virginia Tech, suffering a spinal cord injury and was unable to play the remainder of the season.
- Older brother, Nique, played WR at North Carolina Central.
- Major: Communication

K. MARTIN CAREER BESTS

Plays.....62.....UNC (2019)
 Tackles.....7.....UNC (2019)
 TFL.....0.5.....UNC (2019)

2020 K MARTIN GAME BY GAME STATS

Opp	Ply	Ht	Ast	Tot	TFL	SK	CF/RE
USF	8	0	0	0			
@ MSU	Special Teams Only						
FUR	5	0	0	0			
CLEM	Special Teams Only						
LT	Special Teams Only						
@ BC	Special Teams Only						
@ MIA	Specila Teams Only						

K. MARTIN CAREER STATS

Yr	GP-GS	PI	Hit	Ast	Tot	TFL
2019	4-1	66	2	6	8	0.5-1
2020	2-0	20	2	1	3	
2021	7-0	13	0	0	0	0
Totals	12-1	99	4	7	11	0.5-1

PATRICK MATAN 76
OG | 6'4 | 300 | 2Fr.
 Chevy Chase, Md. (Gonzaga College HS)

- Major: Exploratory studies

MATAN CAREER BESTS

Plays.....	10.....	FUR (2021)
Pancakes.....	1.....	FUR (2021)

2021 MATAN GAME BY GAME STATS

Opp	Ply	KD	PAN	Sk	Allow
USF	1	0	0	0	
@MSU	DNP				
FUR	10	0	1	0	

MCKAY CAREER STATS

Yr	GP-GS	PI	KD	PAN	Sk
2021	2-0	11	0	1	0

TIMOTHY MCKAY 52
OT | 6'4 | 300 | RS-Fr.
 Raleigh, N.C. (Wakefield)

- The sixth player in the Wolfpack's O-line rotation.
- Right tackle who was coming on strong last season before suffering a season-ending foot injury.
- Brother of former Wolfpack QB Matthew McKay - now the starter at Montana State.
- Was only 16 years old when he started college in January of 2019.
- Major: business administration.

MCKAY CAREER BESTS

Plays.....	36.....	FUR, USF (2021)
Pancakes.....	3.....	USF (2021)

2021 MCKAY GAME BY GAME STATS

Opp	Ply	KD	PAN	Sk	Allow
USF	36	1	3	0	
@ MSU	32	0	1	1	
FUR	36	2	1	0	
CLEM	17	0	2	1	
LT	27	2	0	0	
@ BC	28	0	1	0	
@ MIA	23	1	2	0	

MCKAY CAREER STATS

Yr	GP-GS	PI	KD	PAN	Sk
2019	3-0	0	0	0	0
2020	3-0	0	0	0	0
2021	7-0	199	6	10	1
Totals	13-0	199	6	10	2

AARON McLAUGHLIN 16
QB | 6'5 | 230 | 1Fr.
 Cumming, Ga. (Denmark)

Pronunciation: mac LOFF lin

- Enrolled in January and went through spring drills with the Wolfpack.
- Reserve quarterback.
- Major: management

MCLAUGHLIN CAREER BESTS

Plays.....	3.....	FUR (2021)
------------	--------	------------

2021 MCLAUGHLIN GAME BY GAME STATS

Opp	Ply	Cmp-Att	Yds	Int	TD	Lg	Pct.	Rush-Yds	TD
FUR	3	0-0	0	0	0				

MCLAUGHLIN CAREER STATS

Year	GP-S	Ply	Cmp-Att
2021	1-0	3	0-0

DYLAN McMAHON 54
OG | 6'4 | 300 | RS-Fr.
 Savannah, Ga. (Savannah Christian)

- Started the first five games at right guard, he saw time at center in the win over Furman.
- Now starting at left guard (vs. BC & Miami) following the injury to Chandler Zavala.
- In for a career-high 102 snaps in the win over Clemson.
- Named one of Bruce Feldman's "Freaks." Power cleans 385 lbs., benches 385 and squats 570. He also boasts a 31.5" vertical.
- Brother, Ryan, was a four-year starter at center at Florida State.
- Major: Business administration.

McMAHON CAREER BESTS

Plays.....	102.....	CLEM (2021)
Pancakes.....	4.....	WCU (2019)
Knockdowns.....	1.....	vs. two teams

2021 McMAHON GAME BY GAME STATS

Opp	Ply	KD	PAN	Sk	Allow
*USF	49	0	1	0	
*@ MSU	78	0	1	0	
*FUR	61	1	6	0	
*CLEM	102	1	1	0	
*LT	72	0	3	0	
*@ BC	59	0	0	0	
*@ MIA	63	0	3	0	

McMAHON CAREER STATS

Yr	GP-GS	PI	KD	PAN	Sk
2019	4-1	101	2	6	0
2020	9-7	545	0	15	2.5
2021	7-7	484	2	15	0
Totals	20-15	1130	4	36	2.5

DELBERT MIMMS, III 34
RB | 5'11 | 220 | RS-Fr.
 Indianapolis, Ind. (Davis)

- Reserve RB who is the team's fourth-leading rusher.
- Leads the team with 150 special teams snaps in seven games.
- Major: Sociology

MIMMS CAREER BESTS

Plays.....	7.....	FUR (2021)
Rush Att.....	5.....	FUR (2021)
Rush Yards.....	38.....	FUR (2021)

2020 MIMMS GAME BY GAME STATS

OPP	Pl	Att	Yds	TD	LP	Tkl
USF	1	1	9	0	9	1
@ MSU	Special Teams Only					
FUR	7	5	38	0	19	
CLEM	Special Teams Only					
LT	Special Teams Only					
@ BC	Special Teams Only					
@ MIA	Special Teams Only					

MIMMS CAREER STATS

Year	GP-S	Pl	Att	Yds	TD	LG
2019	1-0	0				
2020	12-0	0				
2021	7-0	8	47	0	0	19
Totals	19-0	8	47	0	0	19

ISAIAH MOORE 1
LB | 6'2 | 236 | RS-Gr.
Chester, Va. (Bird)

- Suffered a season-ending knee injury at Miami.
- Team leader in tackles for loss, he ranks second in total tackles.
- Picked off his first career pass in the win at BC - he led the team in tackles in that contest.
- Team captain for the second season, he was also chosen to wear the coveted No. 1 jersey.
- Led the team with eight stops vs. No. 9 Clemson.
- Tallied three QB hurries vs. the Tigers, they were all on third down to force three and outs.
- A nominee for the 2021 Allstate AFCA Good Works team and the Wuerffel Trophy..
- A first-team preseason All-ACC choice according to *Athlon*.
- Led all returning Power 5 linebackers in tackles at or behind the line of scrimmage in 2020 with 27.
- Member of the department's Student-Athlete Advisory Council (SAAC).
- Leader of NC State's #PackUnited movement, which fights for social justice - he earned the team's 2020 Community Service Award for those efforts.
- Major: Communication

MOORE CAREER BESTS

Plays.....	87.....	SYR (2018)
Tackles.....	13.....	LIB (2020)
TFL.....	2.....	vs. many
Sacks.....	2.....	WFU (2018)
QH.....	3.....	CLEM (2021), Ga. State (2018)

2021 MOORE GAME BY GAME STATS

Opp	Ply	Ht	Ast	Tot	TFL	SK	QH	PBU	INT
*USF	45	1	5	6	0.5-3		1		
*@ MSU	57	4	3	7					
*FUR	27	0	3	3	0.5-2			1	
*CLEM	47	3	5	8	2-3		3	1	
*LT	71	7	3	10	1-5	1-5	1		
*@ BC	64	5	4	9	1-1		1	1	1-1
*@ MIA	25	0	0	0					

MOORE CAREER STATS

Year	GP-S	Pl	Hit	Ast	Tot	TFL-YD	SK	QH	CF/RF	PBU	INT
2018	13-12	673	37	32	69	7.5-14	2.5-4	6	0/1	2	
2019	11-11	591	26	27	53	5-22	2-15	4	1/0		
2020	12-12	774	38	56	94	10-39	3-26	4	0/1	2	
2021	7-7	336	20	23	43	5-14	1-5	6		3	1-1
Totals	43-42	2,374	121	138	259	27.5-89	8.5-50	20	1/2	7	1-1

DYLAN PARHAM 28
TE | 6'5 | 245 | RS-Gr.
Raleigh, N.C. (Southeast)
Pronunciation: PAIR ahm

- Caught his first career touchdown pass in the win over Furman and another in the win at BC.
- In for a career-high 46 snaps vs. La Tech.
- Redshirted the 2016 season at quarterback, he moved to TE in the summer of '17.
- In his sixth year, but technically not a Super Senior, since he was granted a sixth year prior to 2020 season.
- Has gained 55 lbs. since coming to NC State.
- Major: Earned his degree in business administration and is enrolled in graduate studies.

PARHAM CAREER BESTS

Plays.....	46.....	LT (2021)
Receptions.....	2.....	WFU (2020), GSU (2018)
Rec. Yards.....	33.....	WFU (2020)

2021 PARHAM GAME BY GAME STATS

OPP	Pl	Rec	Yds	TD	LP
*USF	41	0	0	0	-
*@ MSU	17	1	7	0	7
*FUR	23	1	4	1	4
*CLEM	39	0	0	0	-
*LT	46	1	4	0	4
*@ BC	18	1	4	1	4
@ MIA	27	0	0	0	-

PARHAM CAREER STATS

Year	GP-GS	Pl	Rec	Yds	TD
2017	12-0	36	1	25	0
2018	1-0	38	2	11	0
2019	7-2	175	0	0	0
2020	11-3	204	4	52	0
2021	7-6	211	4	19	2
Totals	39-11	664	11	107	2

JAYLAND PARKER 27
LB | 6'1 | 202 | 2Fr.
Macon, Ga. (Westside)

- Reserve linebacker
- Major: sport management.

PARKER CAREER BESTS

Plays.....	5.....	FUR (2021)
------------	--------	------------

2021 PARKER GAME BY GAME STATS

Opp	Ply	Ht	Ast	Tot	TFL
USF	Did Not Play				
@MSU	Special Teams Only				
FUR	5	0	0	0	
CLEM	Special Teams Only				

PARKER CAREER STATS

Year	GP-GS	Ply	Ht	Ast	Tot	TFL	Sk	QH	PBU	CF/R
2021	3-0	5	0	0	0					

TRENT PENNIX 6
RB | 6'3 | 236 | RS-So.
Raleigh, N.C. (Sanderson)

- Had a 40-yard rush on a fake punt vs. Miami.
- Versatile player who plays the H role.
- High School teammate of former Wolfpack DT Alim McNeill.
- Major: Criminology

PENNIX CAREER BESTS

Plays.....	35.....	WFU (2019)
Rushes.....	9.....	MAR, GSU (2018)
Rushing Yards.....	44.....	WFU (2019)
Rec.....	3.....	GSU(2018)
Rec. Yards.....	66.....	GSU(2018)
Rec. TD.....	1.....	vs. three teams

2021 PENNIX GAME BY GAME STATS

Opp	PI	Att	Yds	TD	Lg	YPC	Rc-Yds	TD	YPR	LG
USF	28	-	-	-	-	-	1-4	0	4.0	4
@ MSU	17	-	-	-	-	-	2-5	0	2.5	5
FUR	7	-	-	-	-	-	-	-	-	-
CLEM	7	-	-	-	-	-	1-11	0	11.0	11
LT	7	-	-	-	-	-	1-10	0	10.0	10
@ BC	4	-	-	-	-	-	-	-	-	-
@ MIA	7	1	40	-	40	40.0	1-0	-	-	-

PENNIX CAREER STATS

Year	GP-S	PI	Att	Yds	TD	Lg	YPC	Rc-Yds	TD	YPR	LG
2018	4-0	55	22	68	0	8	3.0	5-74	1	14.8	56
2019	10-1	151	13	55	0	19	4.2	7-80	1	11.4	32
2020	11-0	15	1	2	0	2	2.0	3-11	1	3.6	5
2021	7-0	77	1	40	0	40	40.0	6-30	0	5.0	4
Totals	31-1	298	37	165	0	40	4.5	21-195	3	9.3	56

RICKY PERSON, Jr. 8
RB | 6'1 | 222 | Jr.
Wake Forest, N.C. (Heritage)

- Leads the team with 14 explosive plays.
- Second-leading rusher with 438 yards.
- Scored three touchdowns in the season opener - two on the ground and one on a receptions. That was the second three-touchdown game of his career.
- Rushed for 105 yards vs. USF
- Missed spring drills after undergoing shoulder surgery.
- High School teammate of Thayer and Drake Thomas.
- Major: Communication

PERSON CAREER BESTS

Plays.....	54.....	CLEM (2021)
Rush Att.....	21.....	CLEM (2021)
Rush Yds.....	108.....	UVa (2018)
Rush TDs.....	2.....	USF (21), FSU (18), WFU (20)
Rec.....	4.....	DUKE (2020)
Rec. Yds.....	43.....	USF (2020)
Rec. TD.....	1.....	USF (2021), FSU (2018)

2021 PERSON GAME BY GAME STATS

Opp	PI	Att	Yds	TD	Lg	Avg.	Rc-Yds	TD	YPR	LG
USF	30	16	105	2	32	6.6	3-43	1	14.3	33
@ MSU	38	8	19	0	13	2.4	3-9	0	3.0	6
FUR	31	8	41	1	27	5.1	2-5	0	2.5	4
CLEM	54	21	91	0	22	4.3	3-16	0	5.3	11
LT	40	15	90	1	24	6.0	0-0	-	-	-
@ BC	20	9	38	0	17	4.2	2-14	0	7.0	13
@ MIA	27	9	54	0	23	6.0	3-19	0	6.3	12

PERSON CAREER STATS

Year	GP-S	PI	Att	Yds	TD	Lg	Avg.	Rc-Yds	TD	LG
2018	9-0	223	112	471	2	38	4.2	2-4	1	2
2019	7-2	186	61	229	3	16	3.8	5-75	1	45
2020	12-12	400	147	643	4	40	4.4	18-136	0	20
2021	7-0	240	86	438	4	32	5.1	16-106	0	33
Totals	35-14	1049	406	1781	13	40	4.4	41-321	2	45

JOSHUA PIERRE-LOUIS 4
NIC | 5'10 | 175 | 2Fr.
Riviera Beach, Fla. (Benjamin School)

- Backup nickel.
- One of three true freshmen to start on defense in 2020, he was the only one to start multiple games.
- Major: Enrolled in the exploratory studies program.

PIERRE-LOUIS CAREER BESTS

Plays.....	90.....	UVA (2020)
Tackles.....	8.....	MIA (2020)
INT.....	1.....	UVA (2020)
PBU.....	1.....	FSU (2020)

2021 PIERRE-LOUIS GAME BY GAME STATS

OPP	PI	Ht	Ast	Tot	TFL	QH	INT
USF	26	0	1	1	-	1	-
@ MSU	-	-	-	-	-	-	-
FUR	25	0	1	1	-	-	-
CLEM	-	-	-	-	-	-	-
LT	-	-	-	-	-	-	-
@ B	17	0	0	0	-	-	-
@ MIA	4	0	2	2	-	-	-

PIERRE-LOUIS CAREER STATS

Year	GP-GS	PI	Ht	Ast	Tot	TFL	PBU	INT	QH
2020	10-3	317	17	10	27	-	1	1-21	-
2021	6-0	72	0	4	4	-	-	-	1
Totals	16-3	389	17	14	31	-	1	1-21	1

DERREK PITTS 24
CB | 6'1 | 182 | R-Gr.
Dunbar, W.V. (S. Charleston/Marshall/WVU)
PRONUNCIATION: dehr EEK

- Starting cornerback in the first six games.
- Has two years of eligibility remaining after transferring in January from Marshall.
- Saw action in nine games and started two at WVU in 2018 - current Wolfpack DC Tony Gibson was his coordinator.
- One of seven children.
- Major: Enrolled in interdisciplinary studies.

PITTS CAREER BESTS (AT NC STATE)

Plays.....	72.....	LT (2021)
Tackles.....	5.....	BC (2021)

2021 PITTS GAME BY GAME STATS

OPP	PI	Ht	Ast	Tot	TFL	PBU	QH	INT
*USF	24	1	2	3	1-6	-	-	-
*@ MSU	64	0	1	1	-	1	-	-
*FUR	33	3	1	4	-	1	-	-
*CLEM	49	5	2	7	0.5-0	-	-	-
*LT	72	3	2	5	1-1	-	-	-
*@ BC	39	4	1	5	-	1	-	-
@ MIA	32	1	0	1	-	-	-	-

PITTS CAREER STATS (AT NC STATE)

Year	GP-GS	Ply	Ht	Ast	Tot	TFL	SK	PBU	QH	CF/RF
2021	7-7	313	17	9	26	2.5-7	-	3	-	-

PITTS CAREER STATS (AT MARSHALL)

Year	GP	Ht	Ast	Tot	TFL	PBU
2019	3	2	2	4	0.5	0
2020	9	18	24	42	1.5	3
Totals	12	20	26	46	2	3

PITTS CAREER STATS (AT WVU)

Year	GP	Ht	Ast	Tot	TFL	SK	PBU	QH	CF/RF
2017	10	7	2	9					
2018	9	22	5	27	5-24	1-15	4	1	1/0
Totals	19	29	7	36	5-24	1-15	4	1	1/0

JASIAH PROVILLON 84**WR | 6'2 | 208 | RS-So.****Irvington, N.J. (Irvington)**

Pronunciation: jah SIGH ah proh VILLE ohn

- Missed spring workouts after undergoing knee surgery.
- Major: Sociology

PROVILLON CAREER BESTS

Plays.....	36.....	WFU (2020)
Rec.....	1.....	BC (2019)
Rec. Yds.....	38.....	BC (2019)
Long Rec.....	38.....	BC (2019)

2021 PROVILLON GAME BY GAME STATS

Opp	Ply	Rec	Yds	TD	LP
USF	4	0	0	0	-
@ MSU			DNP		
FUR	6	0	0	0	
CLEM			DNP		
@ BC	4	0	0	0	

PROVILLON CAREER STATS

Yr	GP-GS	Pl	Rec	Yds	TD	LG
2018	2-0	9	0	0	0	-
2019	8-0	79	2	58	0	38
2020	4-1	64	0	0	0	-
2021	3-0	14	0	0	0	-
Totals	17-1	166	2	58	0	38

C.J. RILEY, III 19**WR | 6'4 | 230 | RS-Gr.****Coconut Creek, Fla. (N. Broward)**

- In high sixth season, but technically not a "Super Senior." He earned a sixth year prior to the 2020 season.
- Tore his ACL in the 2019 season opener and missed the remainder of the season.
- Major: Earned his degree in sport management; Taking postgraduate courses.

RILEY CAREER BESTS

Plays.....	68.....	TAMU (2018)
Receptions.....	6.....	TAMU (2018)
Rec. Yds.....	66.....	CLEM (2018)
Touchdown Receptions.....	1.....	vs. three teams
Long Reception.....	45.....	Marshall (2017)

2021 CJ RILEY GAME BY GAME STATS

OPP	Pl	Rec	Yds	TD	LP
USF	11	1	12	0	12
@ MSU	12	1	4	0	4
FUR	18	2	10	0	7
CLEM	22	0	0	0	-
LT	25	2	10	1	4
@ BC	15	0	0	0	-
@ MIA	16	0	0	0	-

C.J. RILEY CAREER STATS

Year	GP-GS	Pl	Rec	Yds	TD	YPR	LP
2017	13-1	207	9	142	0	15.8	45
2018	13-0	386	28	315	2	11.3	37
2019	1-1	17	0	0	0	-	-
2020	11-2	303	9	123	2	13.7	36
2021	7-0	119	6	36	1	6.0	12
Totals	45-4	1032	52	616	4	11.8	45

PORTER ROOKS 4**WR | 6'1 | 190 | 2Fr.****Charlotte, N.C. (Myers Park)**

- One of the top receivers in the Wolfpack's rotation, head coach Dave Doeren said he is considered a starter.
- Brother Patrick played basketball at Clemson.
- Major: Sport management.

ROOKS CAREER BESTS

Play.....	35.....	GT (2020)
Rec.....	4.....	UNC (2020)
Rec. Yds.....	51.....	UVA (2020)
Long Rec.....	37.....	Miss St (2021)

2021 ROOKS GAME BY GAME STATS

OPP	Pl	Rec	Yds	TD	LP	Rush
USF	15	0	0	0	0	0-0
@ MSU	17	2	58	0	37	0-0
FUR	33	3	52	0	29	0-0
CLEM	27	1	4	0	4	0-0
LT	16	2	15	0	0	0-0
@ BC	16	1	8	0	8	0-0
@ MIA	30	3	36	0	27	0-0

ROOKS CAREER STATS

Year	GP-GS	Pl	Rec	Yds	TD	YPR	LP	Rush
2020	12-0	290	24	276	0	11.5	33	2-1
2021	7-0	154	12	173	0	14.4	37	0-0
Totals	19-0	444	36	449	0	12.5	37	2-1

JAYLON SCOTT 2**LB | 6'1 | 245 | So.****Shelby, N.C. (Shelby)**

- Starter at WLB after the injury to Payton Willson.
- Has played all three LB spots for the Wolfpack.
- Major: Sociology.

SCOTT CAREER BESTS

Plays.....	74.....	KY (2020)
Tackles.....	7.....	KY (2020)
TFL.....	1.....	KY (2020)
Interceptions.....	1.....	DUKE (2020)

2021 SCOTT GAME BY GAME STATS

OPP	Pl	Ht	Ast	Tot	TFL	Sk	QH	PBU
USF	33	1	1	2	1-4			
@ MSU	39	0	2	2				
*FUR	17	1	0	1				1
*CLEM	42	1	2	3				
*LT	63	1	5	6	1-4	1-4		
*@ BC	36	4	1	5	1-1		1	
*@ MIA	60	2	3	5				

SCOTT CAREER STATS

Year	GP-GS	Pl	Ht	Ast	Tot	TFL	Sk	QH	PBU	INT
2019	6-0	80	4	6	10			1	1	
2020	12-1	148	12	4	16	1-2				1-17
2021	7-5	290	10	14	24	3-9	1-4	1	1	
Totals	25-6	518	26	24	50	4-11	1-4	2	2	1-17

JOE SHIMKO 91
SN | 6'0 | 220 | So.
Belmar, N.J. (Wall Township)

- Has made two open field tackles on punt returns this season - not an easy feat for a long snapper.
- Reliable snapper who has been in on every kick since the beginning of 2019.
- Key factor to the record-setting years of PK Christopher Dunn and P Trenton Gill.
- Major: Sport management.

SHIMKO CAREER BESTS

Snapshots.....14.....UVa (2020)
 Long Snaps.....8.....WFU (2019)
 Short Snaps.....8.....UVa (2020)

SHIMKO CAREER STATS

Year	GP-GS	Ply	Lg Sn	Sh. Sn
2019	12-0	0	57	52
2020	12-0	0	52	62
2021	7-0	0	37	39
Totals	31-0	0	148	153

ANTHONY SMITH 85
WR | 6'2 | 185 | 2Fr.
Huntington, Md. (Huntington)

- Scored his second career touchdown in the win over Furman.
- One of fastest guys on the team, he clocks in regularly at 22 MPH during practices.
- Major: Communication.

A. SMITH CAREER BESTS

Plays.....17.....FUR (2021)
 Rec.....4.....UNC (2020)
 Receiving Yards.....63.....UNC (2020)
 Rec. TD.....1.....FUR (2021), UNC (2020)

2021 SMITH GAME BY GAME STATS

OPP	Pl	Rec	Yds	TD	LP
USF	8	0	0	0	-
@ MSU	9	0	0	0	-
FUR	17	3	53	1	42
CLEM	2	0	0	0	0
LT	Special Teams Only				
@ BC	7	0	0	0	-
@ MIA	2	1	44	0	44

A. SMITH CAREER STATS

Year	GP-GS	Ply	Rec	Yds	TD	LP
2020	8-0	31	5	69	1	30
2021	7-0	45	4	97	1	44
Totals	15-0	76	9	166	2	44

TESHAUN SMITH 22
CB | 6'3 | 192 | Jr.
Ft. Lauderdale, Fla. (Western)
Pronunciation: TAY shawn

- Backup CB who missed most of 2020 with an injury.
- Opened the 2020 season back in the starting lineup at corner after missing much of 2019 with an injury. 56 snaps in, he suffered another injury against Wake Forest and missed the rest of the season.
- Major: Sport management.

SMITH CAREER BESTS

Plays.....86.....SYR (2018)
 Tackles.....6.....WVU (2019)
 INT.....1.....UNC (2018)

2021 SMITH GAME BY GAME STATS

Opp	Ply	Ht	Ast	Tot	PBU
USF	26	2	0	2	1
@ MSU	Special Teams Only				
FUR	26	1	0	1	

SMITH CAREER STATS

Year	GP-GS	Pl	Hit	Ast	Tot	TFL	PBU	INT
2018	11-2	322	9	2	11		1	1-5
2019	5-2	153	11	3	14	1-2	1	
2020	1-1	56	3	0	3			
2021	4-0	52	3	0	3		1	
Totals	21-5	583	26	5	31	1-2	3	1-5

BRYSON SPEAS 56
OG | 6'3 | 310 | RS-Jr.
Greensboro, N.C. (Dudley)
Pronunciation: SPEEZ

- In for a career-high 85 snaps vs. Clemson.
- Versatile player who has started at left guard, right guard and right tackle. Starting at tackle thus far in 2021.
- Weighed in at 265 when he arrived in 2017, he is now up to 310.
- Major: Psychology

SPEAS CAREER BESTS

Plays.....85.....CLEM (2021)
 Pancakes.....4.....GT (2019)
 Knockdowns.....1.....vs. many

2021 SPEAS GAME BY GAME STATS

Opp	Ply	KD	PAN	SK Allow
*USF	33	0	1	0
*@ MSU	46	0	0	1
*FUR	42	1	3	0
*CLEM	85	0	1	0
*LT	45	0	1	0
*@ BC	31	0	2	1
*@ MIA	40	1	1	1

SPEAS CAREER STATS

Year	GP-GS	Ply	KD	PAN	SK Allow
2018	13-0	57	1	NA	0
2019	11-6	505	1	11	0
2020	12-6	604	3	15	3
2021	7-7	322	2	9	3
Totals	43-19	1488	7	NA	6

DRAKE THOMAS 32
LB | 6'0 | 238 | So.
Wake Forest, N.C. (Heritage)

- The Pack's leading tackler in 2021.
- Has two interceptions for the season.
- Ranks 10th in the ACC this season in tackles (7.7/game), he led the team vs. USF, Furman and Miami.
- Starting MLB.
- Missed 2021 spring workouts after undergoing surgery for a torn pectoral muscle that he suffered during the season.
- Brother of Wolfpack WR Thayer Thomas.
- Also former high school teammate of Ricky Person Jr.
- Major: Business administration.

D. THOMAS CAREER BESTS

Plays.....	71.....	CLEM (2019)
Tackles.....	12.....	WFU (2020)
TFL.....	2.....	MIA (2021), WFU (2019)
Sacks.....	2.....	MIA (2021)
Interceptions.....	1.....	WVU (2019)
QBH.....	3.....	PITT (2020)

2021 D. THOMAS GAME BY GAME STATS

Opp	Ply	Ht	Ast	Tot	TFL	SK	PBU	CF/R	QH	INT
*USF	39	3	5	8	1.5-4		1		1	1-
*@ MSU	61	6	4	10						
*FUR	27	2	5	7					2	
*CLEM	45	0	3	3					2	1-0
*LT	71	3	7	10	0.5-1				1	
*@ BC	65	4	3	7					1	
*@ MIA	72	7	2	9	2-11	2-11			1	

D. THOMAS CAREER STATS

Year	GP-GS	Ply	Ht	Ast	Tot	TFL	Sk	INT	QH	PBU
2019	12-3	344	13	21	34	4-26	2.5-22	1-11	1	2
2020	10-10	554	26	32	58	9.5-34	3-18		5	1
2021	7-7	380	25	29	54	4-16	2-11	2-0	8	1
Totals	29-20	1278	64	82	146	17.5-76	7.5-51	3-11	14	4

THAYER THOMAS 5
WR | 6'0 | 197 | RS-Gr.
Wake Forest, N.C. (Heritage)
Pronunciation: THAY uhr

- Tied for 13th in school history with 22 career touchdowns (18 receiving, 3 rushing, 1 return).
- Ranks fifth in receiving TDs with 18.
- Had the longest reception of his career - a 79-yarder - in the win at BC.
- Posts the seventh-best career punt return average in school history: 10.5 yards per return.
- Has four career 100-yard games - latest was 122 yards at BC.
- In 2019, was a member of the Wolfpack baseball squad as an outfielder, he played in 14 games starting four.
- Drafted by the Boston Red Sox in the 33rd round of the 2019 MLB Draft.
- Younger brother, Drake, is a linebacker for the Wolfpack.
- Middle name is Rockne.
- Played football, basketball, baseball and even did gymnastics as a kid.
- Major: Earned his degree in business administration in the summer of 2020. Taking postgraduate courses.

THOMAS CAREER BESTS

Plays.....	73.....	LOU (2019)
Receptions.....	11.....	FSU (2020)
Receiving Yards.....	135.....	FSU (2020)
Rec. TDs.....	3.....	SYR (2020)
Long Rec.	79.....	BC (2021)
Punt Returns.....	3.....	vs. three teams
Punt Return Yards.....	80.....	BSU (2019)
Punt Return TD.....	1.....	BSU (2019)
Long Punt Return	76.....	BSU (2019)

2021 T. THOMAS GAME BY GAME STATS

OPP	Pl	Rec	Yds	TD	LP	PR	TD	Rush
*USF	31	1	3	0	3	2-12	0	
*@ MSU	64	7	39	1	15			
*FUR	29	5	82	1	33	4-48	0	1-7
CLEM	69	5	18	1	9	1-9	0	0-0
*LT	38	5	48	0	17	4-42	0	0-0
*@ BC	31	4	122	1	79	0-0	0	1-1
*@ MIA	38	7	71	2	27	1-3	0	1-0

T. THOMAS CAREER STATS

Year	GP-GS	Pl	Rec	Yds	TD	YPR	LP	PR-Yd	Cmp-Att	Yds	TD
2018	13-2	316	34	383	3	11.3	26	15-140	1-1	56	0
2019	12-10	490	31	334	3	10.8	23	11-151	3-5	74	2
2020	12-10	469	42	529	6	12.6	37	10-100	1-3	31	1
2021	7-6	300	34	383	6	11.3	79	12-114	0-1	0	0
Totals	44-28	1575	141	1629	18	11.6	79	48-505	5-10	161	3

CHRIS TOUDLE 29
TE | 6'4 | 240 | RS-Fr.
Wilmington, N.C. (Hoggard)
Pronunciation: TOO duhl

- Scored a TD in the season opener - a seven-yarder and another in the win over La. Tech.
- Moved from WR to tight end in the offseason.
- Major: Communication.

TOUDLE CAREER BESTS

Plays.....	41.....	LT (2021)
Receptions.....	2.....	four teams (2021)
Rec. Yards.....	23.....	BC (2021)
Rec. TD.....	1.....	LT, USF (2021)
Long Rec.	23.....	BC (2021)

2021 TOUDLE GAME BY GAME STATS

OPP	Pl	Rec	Yds	TD	LP
USF	20	2	22	1	15
@ MSU	17	0	0	0	0
FUR	24	2	12	0	8
*CLEM	35	1	11	0	11
LT	41	2	18	1	12
@ BC	32	2	23	0	16
*@ MIA	29	1	20	0	20

TOUDLE CAREER STATS

Year	GP-GS	Pl	Rec	Yds	TD	LP
2020	8-0	39	0	0	0	-
2021	7-2	198	10	106	2	20
Totals	15-2	237	10	106	2	20

DAVIN VANN 45
DT | 6'2 | 296 | 2Fr.
Cary, N.C. (Cary)

- Had five quarterback pressures in the win over La Tech.
- Strong reserve d-lineman.
- Won a 4A state title at heavyweight in wrestling and was finished second at the state championships in the shot put (57 feet, 5.75 inches), both as a junior. He recorded the third-longest discus throw in the U.S. as a junior as well.
- Major: Sport management.

VANN CAREER BESTS

Plays.....	40.....	LT (2021)
Tackles.....	2.....	USF, MSU (2021)
Sack	1.....	FUR (2021)
QBH.....	5.....	LT (2021)

2021 VANN GAME BY GAME STATS

Opp	Ply	Ht	Ast	Tot	TFL	SK	PBU	CF/R	QH	INT
USF	16	0	2	2						
@ MSU	22	0	2	2						
FUR	15	1	0	1	1-2	1-2				
CLEM	13	0	1	1	0.5-1	0.5-1				
LT	40	0	1	1						5
@ BC	27	1	1	2						
@ MIA	24	2	1	3	1-3	1-3				

VANN CAREER STATS

Year	GP-GS	Pl	Hit	Ast	Tot	TFL	SK	QBH
2020	5-0	27	2	0	2			
2021	7-0	157	4	8	12	2.5-6	2.5-6	5
Totals	12-0	184	6	8	14	2.5-6	2.5-6	5

KAMERON WALKER 87

TE | 6'5 | 258 | RS-Fr.

Canton, N.C. (Pisgah)

- Grew four inches and added 80 pounds between his freshman and sophomore years of high school.
- Major:** Sport management

WALKER CAREER BESTS

Plays.....2.....FUR (2021)

2021 WALKER GAME BY GAME STATS

OPP	Pl	Rec	Yds	TD	LP
USF	1	0	0	0	-
@ MSU	Special Teams Only				
FUR	2	0	0	0	-
CLEM	Special Teams Only				
LT	Special Teams Only				
@ BC	Special Teams Only				
@ MIA	Special Teams Only				

WALKER CAREER STATS

Year	GP-GS	Pl	Rec	Yds	TD	LG
2020	9-0	0	0	0	-	-
2021	7-0	3	0	0	-	-
Totals	16-0	3	0	0	-	-

AYDAN WHITE 3

CB | 6'0 | 178 | 2Fr.

Asheville, N.C. (Christ School)

- Backup corner who played his highest snap count of the season (67) vs. Boston College, he started that contest and the Miami game.
- Major:** Sport Management.

WHITE CAREER BESTS

Plays.....84.....GT (2020)
 Tackles.....4.....GT (2020)
 PBU.....1.....SYR (2020)
 INT.....1.....LIB (2020)

2021 WHITE GAME BY GAME STATS

Opp	Ply	Ht	Ast	Tot	PBU	INT
USF	27	0	0	0	1	
@ MSU	7	1	0	1		
FUR	13	0	1	1		
CLEM	9	0	0	0		
LT	32	4	0	4		1-0
*@ BC	67	1	0	1	1	
*@ MIA	38	1	1	2		

WHITE CAREER STATS

Year	GP-GS	Pl	Hit	Ast	Tot	TFL	PBU	INT
2020	8-1	210	6	1	7		1	1-0
2021	7-2	193	7	2	9		2	1-0
Totals	15-3	403	13	3	16		3	2-0

PAYTON WILSON 11

LB | 6'4 | 235 | RS-So.

Hillsborough, N.C. (Orange)

- Suffered a season-ending shoulder injury in the loss at Miss. St..
- Named to the preseason watch list for the Bednarik Award, Bukus Award and Nagurski Trophy.
- Missed 2021 spring workouts after undergoing surgery on both shoulders.
- Ranked second among all returning Power 5 linebackers in tackles at or behind the line of scrimmage in 2020 with 25. Only teammate Isaiah
- A first-team All-ACC performer in 2020 on both the AP and the official league teams.
- Led the ACC in tackles per game with 10.8 - the first Wolfpack player to do so since 2000.
- A high school lacrosse player - he once scored six goals in one game. He was also a state wrestling champion.
- Brother Bryse is a pitcher for the Pittsburgh Pirates (formerly Atlanta Braves).
- Major:** Education.

WILSON CAREER BESTS

Plays.....87.....MIA (2020)
 Tackles.....19.....Duke (2020)
 TFL.....4.....WFU (2020)
 Sacks.....1.....vs. three teams
 INT.....2.....Duke (2020)

2021 WILSON GAME BY GAME STATS

Opp	Ply	Ht	Ast	Tot	TFL	SK	PBU	CF/R	QH	INT
*USF	30	0	2	2	0.5-1					
*@ MSU	21	2	1	3	1-3	1-3				

WILSON CAREER STATS

Year	GP-GS	Ply	Ht	Ast	Tot	TFL	Sk	PBU	QH	CF/R	INT
2019	11-1	365	36	33	69	4-4		3	1		1-16
2020	10-10	661	57	51	108	11.5-43	3.5-21	1	6		2-3
2021	2-2	51	2	3	5	1.5-4	1-3				
Totals	23-13	1077	95	87	182	17-51	4.5-24	4	7		3-19

CHANDLER ZAVALA 64

OG | 6'5 | 325 | RS-Gr.

Boynton Beach, Fla. (Forest Park/Fairmont St.)

Pronunciation: zah VAH lah

- Will undergo surgery and miss the remainder of the season..
- Tallied 10 knockdown blocks in the win over Furman - he earned ACC Player of the Week honors for that performance.
- Transfer from Fairmont State, he arrived in Raleigh in June and worked his way to starter.
- Two-year starter at left guard at Fairmont State, he played in 23 games between 2017-19, starting 20.
- Father, Demetrio Zavala, is a chef who is a two-time Chopped champion.
- Played just one year of high school football. Gained 60 lbs. between his freshman and sophomore year in college.

ZAVALA CAREER BESTS (AT NC STATE)

Plays.....102.....CLEM (2021)
 Pancakes.....12.....FUR (2021)

2021 ZAVALA GAME BY GAME STATS

Opp	Ply	KD	PAN	Sk
*USF	68	0	1	0
*@ MSU	56	0	1	0
*FUR	45	0	10	0
*CLEM	102	0	4	0
*LT	69	0	3	0
@ BC	DNP - Injured			

ZAVALA CAREER STATS (AT NC STATE)

Year	GP-GS	Ply	KD	Pan	Sk
2021	5-5	340	0	19	0

ZAVALA CAREER STATS (AT FAIRMONT STATE)

Year	GP-GS
2017	3-0
2018	10-10
2019	10-10
Totals	23-20

SPECIAL TEAMS PLAYS

Name	USF	MSU	FUR	CL	LT	BC	MIA	Tot
Ashford	16	8	8	3	7	5	7	38
Baker-Wms	2	7	1	-	-	-	1	11
Battle	-	2	-	-	-	-	-	2
Betty	-	-	2	-	-	6	13	21
Blakeman	3	12	6	6	6	6	10	49
Boykin	-	-	8	3	12	7	11	41
Brown	-	-	8	10	-	-	-	18
Carter, D	2	14	10	7	1	2	-	36
Dunn, C	7	3	7	6	6	5	6	34
Dunn, J	1	6	2	6	6	5	12	38
Eason	7	3	7	6	6	5	6	40
Ekwonu	7	3	7	6	6	5	6	40
Emezie	0	1	-	-	-	-	-	1
Evans	-	-	-	-	-	-	6	6
Fagan	1	INJ	INJ	INJ	INJ	-	-	1
Fisher	17	13	8	3	6	3	8	58
Fordham	-	-	2	3	12	-	-	17
Gibson	-	-	-	-	-	5	6	11
Gill	17	12	19	9	19	16	20	112
Gray, J	-	-	1	3	-	-	-	4
Houston	1	11	2	6	13	8	19	61
Ingle	2	-	-	-	-	-	-	2
Jayne	7	3	7	6	-	-	-	23
Jones, D	11	20	19	19	17	9	16	111
Jones, L	8	6	7	7	12	7	13	60
Knight	1	5	2	3	6	-	6	23
Lesane	4	-	12	12	17	9	13	67
Martin	17	7	10	6	13	8	13	74
McKay	7	3	7	6	6	5	6	40
McMahon	7	3	7	6	6	5	6	40
Mimms	19	15	21	19	24	16	26	150
Moore	2	8	2	6	6	6	2	32
Parham	7	4	7	6	6	3	6	39
Parker	-	8	8	3	-	-	-	19
Pennix	7	1	-	3	16	12	13	52
Person	4	3	4	-	-	-	-	11
Pierre-Louis	7	8	-	-	12	7	13	47
Pitts	7	3	-	-	-	-	-	10
Poole	-	-	-	-	-	-	7	7
Riley, CJ	1	7	3	8	6	4	7	36
Scott, J.	9	5	4	3	4	3	5	33
Shimko	9	10	11	12	12	11	13	78
Smith, A	-	-	9	5	5	4	5	28
Smith, T	8	12	8	3	-	-	-	31
Sumo	-	-	-	-	7	5	-	12
Thomas, D	6	7	2	6	6	6	5	38
Thomas, T	9	8	8	7	6	8	7	53
Toudle	1	5	2	3	6	3	6	26
Treco	16	2	9	-	-	2	6	35
Udoh	-	-	7	7	1	-	2	17
Walker	2	7	4	6	14	11	13	57
White	8	4	7	7	5	2	-	33
Woods	8	8	9	9	12	8	12	66
Zavala	7	3	7	6	6	-	-	29

2021 STATISTICS

(5-2 overall, 2-1 Atlantic Coast Conference)										
Date	St	W-L	Score	Opponent (NCSU Rk)	Att./Time	TV	Rusher (Att-Yds-TD)	Passer (C-A-Yds-TD-I)	Receiver (Rec-Yds-TD)	Tackler (Tkl)
9/2	H	W	45-0	USF	52,633	ACCN	Knight (16-163-1)	Leary (17-26-232-2-1)	Emezie (5-71-0)	Thomas (8)
9/11	A	L	10-24	@ Mississippi State	45,834	ESPN2	Knight (8-31-0)	Leary (30-49-303-1-1)	Thomas (7-39-1)	Ingle (11)
9/18	H	W	45-10	Furman	56,919	RSN	Knight (11-104-1)	Leary (23-29-259-3-0)	Thomas (5-82-1)	Thomas/Betty (7)
9/25	H	W	27-21	#9 Clemson	56,919	ESPN	Person (21-91-0)	Leary (32-44-238-4-0)	Emezie (14-116-1)	Moore (8)
10/2	H	W	34-27	Louisiana Tech (#23)	51,064	ACCNX	Person (15-90-1)	Leary (22-36-251-2-0)	Thomas (5-48-0)	Moore (10)
10/16	A	W	33-7	@ Boston College (#22)	40,349	ACCN	Houston (8-43-0)	Leary (16-24-251-3-0)	Thomas (5-122-1)	Moore (9)
10/23	A	L	30-31	@ Miami (#18)	43,293	ESPN2	Person (9-54-0)	Leary (24-42-310-2-0)	Thomas (8-71-2)	Thomas (9)
10/30	H			Louisville	7:30 PM	ACCN				
11/6	A			@ Florida State	TBA	TBA				
11/13	A			@ Wake Forest	TBA	TBA				
11/20	H			Syracuse	TBA	TBA				
11/26	H			UNC	TBA	TBA				

MISCELLANEOUS STATISTICS							IN THE RED ZONE					
Third Down Conversions							Offense		Defense			
	1st	2nd	3rd	4th	OT	Totals	No.	Scores	No.	Scores		
NC State	13-28	11-30	9-20	11-27	1-1	45-106 (.452)	5	5	0	2		
Opponents	6-23	6-31	7-27	8-22	1-1	28-105 (.267)	1	3	2	2		
Fourth Down Conversions							FURMAN		FURMAN			
	1st	2nd	3rd	4th	OT	Totals	No.	Scores	No.	Scores		
NC State	-	1-1	2-2	1-5	-	4-8 (.500)	6	6	1	1		
Opponents	-	2-3	1-2	1-4	-	4-10 (.400)	2	3	3	4		
Time of Possession							LA. TECH		LA. TECH			
	1st	2nd	3rd	4th	Game		No.	Scores	No.	Scores		
NC State	7:54	8:10	5:44	9:56	31:45		5	5	4	4		
Opponents	5:52	8:04	7:06	6:57	27:59		2	2	2	1		
Scoring in the Red Zone							Miami		Miami			
	Poss	TD	FG	TO	MFG	DOWNES	TIME EXPIRED	No.	Scores	No.	Scores	
NC State	29	19	7	1	1	1	-	4	4	3	3	
Opponents	17	9	4	2	1	1	-					
First & Goal							LOUISVILLE		LOUISVILLE			
	Poss	TD	FG	TO	MFG	DOWNES	TIME EXPIRED	No.	Scores	No.	Scores	
NC State	13	11	-	1	-	1	-	4	4	3	3	
Opponents	7	6	1	-	-	-	-					
Scoring in the Red Zone							Florida State		Florida State			
	Poss	TD	FG	TO	MFG	DOWNES	TIME EXPIRED	No.	Scores	No.	Scores	
NC State	29	19	7	1	1	1	-	4	4	3	3	
Opponents	17	9	4	2	1	1	-					
First & Goal							Wake Forest		Wake Forest			
	Poss	TD	FG	TO	MFG	DOWNES	TIME EXPIRED	No.	Scores	No.	Scores	
NC State	13	11	-	1	-	1	-	4	4	3	3	
Opponents	7	6	1	-	-	-	-					
Scoring in the Red Zone							SYRACUSE		SYRACUSE			
	Poss	TD	FG	TO	MFG	DOWNES	TIME EXPIRED	No.	Scores	No.	Scores	
NC State	29	19	7	1	1	1	-	4	4	3	3	
Opponents	17	9	4	2	1	1	-					
First & Goal							UNC		UNC			
	Poss	TD	FG	TO	MFG	DOWNES	TIME EXPIRED	No.	Scores	No.	Scores	
NC State	13	11	-	1	-	1	-	4	4	3	3	
Opponents	7	6	1	-	-	-	-					

2021 GAME-BY-GAME STARTERS												
OFF.	USF	MSU	FURMAN	CLEMSON	LA TECH	BC	MIAMI	LOU	FSU	WAKE	SYR	UNC
LT	Ekwonu	Ekwonu	Ekwonu	Ekwonu	Ekwonu	Ekwonu	Ekwonu					
LG	Zavala	Zavala	Zavala	Zavala	Zavala	McMahon	McMahon					
C	Gibson	Gibson	Gibson	Gibson	Gibson	Gibson	Gibson					
RG	McMahon	McMahon	McMahon	McMahon	McMahon	Eason	Eason					
RT	Speas	Speas	Speas	Speas	Speas	Speas	Speas					
QB	Leary	Leary	Leary	Leary	Leary	Leary	Leary					
HB	Knight	Knight	Knight	Knight	Knight	Knight	Knight					
TE	Parham	Parham	Parham	Parham	Parham	Parham	Toudle					
WR/TE	Thomas	Thomas	Thomas	Toudle	Thomas	Thomas	Thomas					
WR	Emezie	Emezie	Emezie	Emezie	Emezie	Emezie	Emezie					
WR	Carter	Carter	Carter	Carter	Carter	Carter	Carter					
PK	Dunn	Dunn	Dunn	Dunn	Dunn	Dunn	Dunn					
DEF.	USF	MSU	FURMAN	CLEMSON	LA TECH	BC	MIAMI	LOU	FSU	WAKE	SYR	UNC
DE	Jackson	Jackson	Jackson	Jackson	Jackson	Jackson	Jackson					
NT	Clark	Clark	Clark	Durden	Jo. Harris	Durden	Durden					
DE	Joseph	Joseph	Joseph	Joseph	Joseph	Joseph	Joseph					
SAM	Thomas	Thomas	Thomas	Thomas	Thomas	Thomas	Thomas					
MLB	Moore	Moore	Moore	Moore	Moore	Moore	Moore					
WLB	Wilson	Wilson	Scott	Scott	Scott	Scott	Scott					
NI	Baker-Williams	Baker-Williams	Baker-Williams	Baker-Williams	Baker-Williams	Baker-Williams	Baker-Williams					
CB	Pitts	Pitts	Pitts	Pitts	Pitts	Pitts	Battle					
SAF	Ingle	Ingle	Ingle	Ingle	Boykin	Ingle	Ingle					
SAF	Ja. Harris	Fagan	Ja. Harris	Ja. Harris	Ja. Harris	Ja. Harris	Ja. Harris					
CB	Battle	Battle	Battle	Battle	Battle	White	White					
P	Gill	Gill	Gill	Gill	Gill	Gill	Gill					

GAME BY GAME TEAM STATS

(NC State totals on top)

	USF	MSU	FUR	CLEM	LATECH	BC	MIA	LOU	FSU	WAKE	SYR	UNC
Total Offense	525 271	337 316	505 196	387 214	418 480	381 291	421 420					
Plays	66 65	76 64	68 53	96 49	67 79	69 58	64 71					
Yards/Play	8.0 4.2	4.4 4.9	7.4 3.7	4.0 4.4	6.2 6.1	6.6 4.2	6.6 5.9					
Yards Rushing	293 104	34 22	218 92	148 103	167 139	130 97	111 95					
Rush Attempts	40 32	25 15	31 32	51 23	31 35	34 30	22 38					
Yards Passing	232 167	303 294	287 104	238 111	251 341	251 194	310 325					
Pass Attempts	26 33	51 49	37 21	45 26	36 44	24 39	42 33					
Pass Completions	17 14	30 33	28 10	32 12	22 26	16 21	24 25					
Had Intercepted	1 3	2 0	0 1	0 1	0 2	0 1	0 0					
Comp. Pct.	.654 .424	.588 .673	.757 .476	.711 .462	.611 .591	.667 .538	.571 .758					
First Downs	27 15	16 15	25 9	31 10	23 26	16 17	18 18					
Total Touchdowns	6 0	1 3	6 1	4 3	4 3	4 1	3 4					
Rush/Pass/Return	4/2/0 0/0/0	0/1/0 0/2/1	3/3/0 0/1/0	0/4/0 1/2/0	2/2/0 0/3/0	0/3/1 0/1/0	1/2/0 0/4/0					
Poss. Time	29:12 30:48	28:57 31:03	32:39 27:21	41:48 18:12	29:17 30:43	31:53 28:07	28:30 31:30					
3rd Down Conv.	8-13 3-16	6-20 3-13	8-13 3-14	11-21 2-11	4-12 6-17	5-13 5-16	3-14 6-17					
Punts-Yds.	3-128 8-361	7-303 7-251	4-152 9-379	6-306 8-342	6-307 6-264	6-276 4-190	6-295 7-337					
Punt Avg.	42.7 45.1	43.3 35.9	38.0 42.1	51.0 42.8	51.2 44.0	46.0 47.5	49.2 48.1					
Fumbles-Lost	0-0 2-0	2-1 0-0	1-1 1-0	1-1 0-0	0-0 0-0	0-0 2-1	0-0 3-0					
Total Turnovers	1 3	3 0	1 1	1 1	0 2	0 2	0 0					
Penalties-Yds.	3-25 6-70	6-59 9-60	3-25 3-33	11-105 13-94	4-49 8-62	9-85 3-25	6-47 9-66					
Punt Ret.-Yds.	2-12-0 0-0-0	0-0-0 5-49-0	4-48-0 1-3-0	1-9-0 2-1-0	4-42-0 2-11-0	0-0-0 1-4-0	1-3-0 2-12-0					
KO Ret.-Yds.	1-25-0 4-66-0	0-0-0 1-100-1	1-20-0 0-0-0	0-0-0 0-0-0	3-48-0 1-21-0	0-0-0 0-0-0	2-43-0 1-10-0					
INT Ret.-Yds.	3-22-0 1-27-0	0-0-0 2-0-0	1-7-0 0-0-0	1-0-0 0-0-0	2-0-0 0-0-0	1-1-0 0-0-0	0-0-0 0-0-0					
Sacks By-Yds.	0-0 1-7	1-3 4-27	1-2 0-0	2-8 3-27	3-17 1-7	3-14 1-3	4-15 1-12					

PARTICIPATION

2021 GAME-BY-GAME PARTICIPATION

Name_Pos	USF	MSU	FUR	CLEM	LA	BC	MIA	LOU	FSU	WFL	SYR	UNC	2021 Tot.	2021 GP-GS	Career GP-GS
Ashford, Rakeim - SAF	16	ST	19	ST	ST	1	ST						36	7-0	9-1
Baker-Williams, Tyler - NIC	41	68	28	51	81	67	72						408	7-7	37-20
Baldwin, Jakolbe - WR	DNP	DNP	2	DNP	DNP	DNP	DNP						2	1-0	1-0
Battle, Shyheim, CB	18	64	24	51	60	34	59						310	7-6	22-18
Belton, Anthony - OT	1	DNP	10	DNP	DNP	DNP	DNP						11	2-0	2-0
Betty, Devon - LB	17	3	26	DNP	DNP	1	41						88	5-0	16-0
Blakeman, Danny - DL	19	ST	16	ST	ST	ST	ST						35	7-0	10-0
Boykin, Devan - SAF	7	1	29	ST	8	28	28						101	7-1	19-2
Brown, Sean - SAF	DNP	DNP	ST	ST	DNP	DNP	DNP						ST	2-0	2-0
Carter, Devin - WR	47	66	35	90	59	41	46						384	7-7	35-28
Clark, C.J. - DT	26	46	19	INJ	INJ	INJ	INJ	INJ	INJ	INJ	INJ	INJ	91	3-3	17-5
Coit, Jalen - WR	1	DNP	6	DNP	DNP	DNP	DNP						7	2-0	2-0
Cooper, Lyndon - C	1	DNP	10	DNP	DNP	INJ	INJ	INJ	INJ	INJ	INJ	INJ	11	2-0	2-0
Crabtree, Joshua - WR	1	DNP	2	DNP	DNP	DNP	DNP						3	2-0	2-0
Dawkins, Terrell - DE	INJ	1	20	DNP	10	14	3						48	5-0	21-6
DeSilva, Jackson - WR	DNP	DNP	2	DNP	DNP	DNP	DNP						2	1-0	1-0
Dunn, Christopher - PK	ST	ST	ST	ST	ST	ST	ST						ST	7-7	44-44
Dunn, Justin - WR	ST	ST	ST	ST	ST	ST	ST						ST	7-0	19-0
Durden, Cory - DT	29	28	15	44	62	46	55						279	7-3	7-3
Eason, Derrick - OG	20	21	30	ST	3	59	63						196	7-2	23-3
Ekwonu, Ikem - OT	68	77	52	102	72	59	63						493	7-7	31-26
Emezie, Emeka - WR	38	57	35	77	43	37	46						333	7-7	57-40
Evans, Nate - CB	DNP	DNP	DNP	DNP	DNP	DNP	ST						ST	1-0	1-0
Fagan, Cyrus - SAF	26	24	INJ	INJ	INJ	INJ	INJ	INJ	INJ	INJ	INJ	INJ	50	2-1	2-1
Finley, Ben - QB	1	1	16	DNP	DNP	5	DNP						23	4-0	5-0
Fisher, Max - WR	ST	ST	ST	ST	ST	ST	ST						ST	7-0	26-0
Fordham, Caden - LB	DNP	DNP	25	ST	ST	DNP	DNP						25	3-0	3-0
Fox, Michael - WR	4	DNP	7	DNP	DNP	3	DNP						14	3-0	3-0
Gibson, Grant - C	68	78	56	102	72	59	63						498	7-7	44-31
Gill, Trenton - P	ST	ST	ST	ST	ST	ST	ST						ST	7-7	32-31
Gray, Julian - WR	9	DNP	11	ST	DNP	6	DNP						26	4-0	4-0
Harris, Jakeen - SAF	25	43	34	52	81	46	46						327	7-6	30-18
Harris, Josh - DT	15	DNP	21	4	9	13	5						67	6-1	14-1
Houston, Jordan - RB	8	9	9	ST	ST	10	ST						36	7-0	31-5
Ingle, Tanner - SAF	50	66	29	52	74	70	72						413	7-6	38-31
Ingram, Chris - CB	39	DNP	11	DNP	13	DNP	DNP						63	3-0	35-19
Jackson, Savion - DE	30	42	19	45	61	45	60						302	7-7	27-11
Jayne, Andrew - TE	1	ST	3	ST	DNP	4	DNP						8	5-0	12-0
Jones, DeMarcus - RB	ST	ST	3	ST	ST	ST	ST						3	7-0	23-0
Jones, Vi - LB	28	7	21	7	18	36	22						139	7-0	19-4
Joseph, Daniel - DE	34	49	19	50	64	48	64						328	7-7	18-15
Kante, Ibrahim - DE	7	6	14	INJ	8	8	6						49	6-0	43-12
Knight, Zonovan - RB	30	34	24	52	33	31	37						241	7-7	31-14
Larkins, Claude - DE	15	DNP	1	DNP	DNP	DNP	DNP						16	2-0	2-0
Leary, Devin - QB	66	77	52	96	67	53	64						475	7-7	19-15
Lesane, Keyon - WR	13	11	16	14	17	11	18						100	7-0	26-0
Martin, Khalid, S	8	ST	5	ST	ST	ST	ST						13	7-0	13-1
Matan, Patrick - OG	1	DNP	10	DNP	DNP	DNP	DNP						11	2-0	2-0
McKay, Timothy - OT	36	32	36	17	27	28	23						199	7-0	13-0
McLaughlin, Aaron - QB	DNP	DNP	3	DNP	DNP	DNP	DNP						3	1-0	1-0
McMahon, Dylan - OG	49	78	61	102	72	59	63						484	7-7	20-15
Mimms, Delbert - RB	1	ST	7	ST	ST	ST	ST						8	7-0	20-0
Moore, Isaiah - LB	45	57	27	47	71	64	25						336	7-7	42-42
Parham, Dylan - TE	41	17	23	39	46	18	27						211	7-6	38-11
Parker, Jayland - LB	DNP	ST	5	ST	DNP	DNP	DNP						5	3-0	3-0
Pennix, Trent - TE	28	17	7	7	7	4	7						77	7-0	32-1
Person, Ricky - RB	30	38	31	54	40	20	27						240	7-0	35-14
Pierre-Louis, Joshua - NIC	26	ST	25	DNP	ST	17	4						72	6-0	16-3
Pitts, Derrek - CB	24	64	33	49	72	39	32						313	7-6	7-6
Poole, Jordan - LB	DNP	DNP	DNP	DNP	DNP	DNP	ST						ST	1-0	1-0
Provillon, Jasiah - WR	4	DNP	6	DNP	DNP	4	DNP						14	3-0	19-2
Riley, C.J. - WR	11	12	18	22	25	15	16						119	7-0	45-5
Rooks, Porter - WR	15	17	33	27	16	16	30						154	7-0	19-0
Scott, Jaylon - LB	33	39	17	42	63	36	60						290	7-5	25-6
Shimko, Joe - LS	ST	ST	ST	ST	ST	ST	ST						ST	7-0	31-0
Smith, Anthony - WR	8	9	17	2	ST	7	2						45	7-0	15-0
Smith, Tessaun - CB	26	ST	26	ST	DNP	DNP	DNP						52	4-0	22-5
Speas, Bryson - OT/OG	33	46	42	85	45	31	40						322	7-7	44-21
Sumo-Karngbaye, Demie - RB	DNP	DNP	DNP	DNP	ST	ST	DNP						ST	2-0	2-0
Thomas, Drake - LB	39	61	27	45	71	65	72						380	7-7	29-20
Thomas, Thayer - WR	31	64	29	69	38	31	38						300	7-6	44-28
Toudle, Chris - TE	20	17	24	35	41	32	29						198	7-2	15-2
Treco, Nicholas - NIC	ST	ST	ST	DNP	DNP	ST	ST						ST	5-0	15-0
Udoh, Ezemdi - TE	DNP	DNP	ST	ST	ST	DNP	ST						ST	4-0	4-0
Vann, Davin - DT	16	22	15	13	40	27	24						157	7-0	13-0
Walker, Kam - TE	1	ST	2	ST	ST	ST	ST						3	7-0	16-0
White, Aydan - CB	27	7	13	9	32	67	38						193	7-2	17-3
Wilson, Payton - LB	30	21	INJ	INJ	INJ	INJ	INJ	INJ	INJ	INJ	INJ	INJ	51	2-2	23-13
Woods, Camden - TE	ST	ST	ST	ST	ST	ST	ST						ST	7-0	21-0
Zavala, Chandler - OG	68	56	45	102	69	INJ	INJ						340	5-5	5-5

NC STATE DRIVE CHARTS

NC State vs. USF

Qtr	Spot	Obtained	PI-Yds	TOP	Result
1	S24	Punt	9-76	3:26	Touchdown
	S48	Punt	3-8	1:27	Punt
	U47	Punt	9-30	3:48	Field Goal
	S30	Punt	6-70	2:24	Touchdown
2	S20	Punt	2-36	0:49	Interception
	S10	Punt	5-25	2:34	Punt
	S23	Punt	3-77	0:22	Touchdown
	S07	Interception	1-25	0:11	End of half
3	S30	Kickoff	5-31	1:49	Punt
	S46	Punt	4-54	1:31	Touchdown
	S26	Interception	8-74	3:31	Touchdown
4	S45	Interception	11-55	6:30	Touchdown
	S04	Downs	1-9	0:42	End of half

NC State vs. Mississippi State

Qtr	Spot	Obtained	PI-Yds	TOP	Result
1	S25	Kickoff	4-17	1:32	Punt
	S50	Punt	8-45	3:23	Interception
	M47	Punt	5-17	2:02	Missed FG
	S30	Punt	11-43	5:25	Field Goal
2	S32	Downs	3-1	0:39	Punt
	S25	Kickoff	5-12	0:48	Punt
3	S25	Kickoff	4-29	1:49	Fumble
	S25	Kickoff	6-19	1:57	Punt
	S09	Punt	3-2	1:08	Punt
	S25	Punt	3-5	1:22	Punt
4	S25	Kickoff	3-(-3)	1:01	Punt
	S20	Punt	11-44	3:46	Downs
	S26	Punt	8-74	3:16	Touchdown
	S50	Kickoff	4-(-4)	0:46	Interception

NC State vs. Furman

Qtr	Spot	Obtained	PI-Yds	TOP	Result
1	S25	Kickoff	3-24	0:47	Fumble
	S31	Missed FG	8-69	3:54	Touchdown
	S38	Punt	6-48	3:21	Field Goal
	F38	Punt	6-42	2:35	Touchdown
2	S34	Punt	5-26	2:11	Punt
	S49	Punt	5-51	2:09	Touchdown
	S23	Punt	7-77	2:54	Touchdown
	S25	Punt	6-75	0:53	Touchdown
3	F39	Interception	5-39	2:27	Touchdown
	S19	Punt	3-0	1:51	Punt
	S20	Kickoff	5-21	2:49	Punt
4	S20	Punt	7-25	4:35	Punt
	S08	Punt	3-31	2:05	End of half

NC State vs. Clemson

Qtr	Spot	Obtained	PI-Yds	TOP	Result
1	S21	Punt	4-16	2:24	Punt
	S25	Kickoff	5-23	3:29	Punt
	S46	Punt	10-54	4:43	Touchdown
2	S20	Punt	5-2	2:32	Punt
	S45	Punt	5-13	1:33	Fumble
	S12	Punt	3-8	1:29	Punt
	S32	Interception	12-32	3:52	Missed FG
3	S25	Kickoff	9-22	4:15	Punt
	S23	Punt	9-77	4:09	Touchdown
	S14	Punt	6-22	3:51	Punt
4	S25	Kickoff	9-41	4:38	Missed FG
	S23	Punt	13-55	4:53	Missed FG
OT1	C25	Spot	7-25	0:00	Touchdown
OT2	C25	Spot	2-25	0:00	Touchdown

NC State vs. Louisiana Tech

Qtr	Spot	Obtained	PI-Yds	TOP	Result
1	S05	Punt	3-1	1:28	Punt
	S09	Punt	10-91	5:30	Touchdown
2	S26	Kickoff	3-(-6)	1:50	Punt
	S48	Interception	3-(-2)	1:31	Punt
	S44	Punt	6-37	1:55	Field Goal
	S25	Kickoff	3-5	0:52	Punt
3	S31	Punt	7-57	0:36	Field Goal
	S27	Kickoff	6-34	2:17	Punt
	L40	Punt	2-40	0:43	Touchdown
	S29	Kickoff	7-71	3:15	Touchdown
4	S32	Punt	8-36	3:04	Downs
	S28	Kickoff	8-72	4:20	Touchdown
	S35	Kickoff	3-4	1:40	Punt

NC State vs. Boston College

Qtr	Spot	Obtained	PI-Yds	TOP	Result
1	S25	Kickoff	5-75	2:16	Touchdown
	S25	Kickoff	3-2	1:41	Punt
	S01	Punt	3-4	2:06	Punt
2	S20	Punt	7-21	3:20	Punt
	S20	Missed FG	16-70	6:05	Field Goal
3	B34	Fumble	0-0	0:00	Touchdown
	S39	Interception	7-61	3:47	Touchdown
	S21	Punt	2-79	0:58	Touchdown
4	S20	Punt	3-8	2:06	Punt
	B48	Downs	3-1	2:41	Punt
	S48	Downs	4-13	3:14	Punt
	S25	Kickoff	6-22	3:39	End of half

NC State vs. Miami

Qtr	Spot	Obtained	PI-Yds	TOP	Result
1	S25	Kickoff	3-2	1:33	Punt
	S25	Kickoff	3-4	1:33	Punt
	S32	Punt	8-52	3:34	Field Goal
2	S13	Punt	3-6	1:20	Punt
	S25	Kickoff	10-75	4:42	Touchdown
	S49	Punt	3-2	1:04	Punt
	S11	Punt	4-31	1:25	Punt
3	S23	Punt	3-77	0:32	Touchdown
	S25	Kickoff	4-24	0:57	Punt
	S47	Punt	8-26	3:21	Field Goal
	S21	Kickoff	7-79	3:31	Touchdown
4	S25	Kickoff	7-52	3:49	Field Goal
	S44	Punt	4-8	0:57	Downs

OPPONENT DRIVE CHARTS

USF vs. NC State

Qtr	Spot	Obtained	Pl-Yds	TOP	Result
1	U25	Kickoff	4-8	1:58	Punt
	U17	Kickoff	3-1	0:53	Punt
	U06	Punt	3-5	1:09	Punt
2	U25	Kickoff	3-7	2:11	Punt
	U34	Kickoff	3-0	1:15	Punt
	U35	Interception	8-23	5:27	Punt
	U08	Punt	3-8	1:15	Punt
3	U15	Kickoff	5-60	0:31	Interception
	U06	Punt	3-9	2:02	Punt
	U25	Kickoff	6-52	3:06	Interception
4	U03	Kickoff	9-32	3:04	Interception
	U25	Kickoff	15-71	7:32	Downs

Mississippi State vs. NC State

Qtr	Spot	Obtained	Pl-Yds	TOP	Result
1	M00	Kickoff	0-0	0:13	Touchdown
	M25	Punt	3-5	1:27	Punt
	M20	Interception	3-(-3)	1:35	Punt
	M30	Missed FG	3-3	1:37	Punt
2	M25	Kickoff	10-43	6:28	Downs
	M17	Punt	13-83	4:30	Touchdown
	M50	Punt	2-5	0:21	End of half
3	M46	Fumble	7-54	4:12	Touchdown
	M29	Punt	4-20	2:33	Punt
4	M46	Punt	5-2	2:06	Punt
	M35	Punt	8-51	2:23	Field Goal
	M38	Punt	3-6	1:30	Punt
	M36	Downs	3-(-1)	1:51	Punt
	M03	Interception	1-(-2)	0:17	End of half

Furman vs. NC State

Qtr	Spot	Obtained	Pl-Yds	TOP	Result
1	S49	Fumble	6-18	1:50	Missed FG
	F25	Kickoff	3-8	2:02	Punt
	F25	Kickoff	3-7	1:39	Punt
2	F25	Kickoff	3-2	0:57	Punt
	F08	Punt	3-2	1:46	Punt
	F25	Kickoff	3-5	1:27	Punt
	F25	Kickoff	3-6	1:11	Punt
	F25	Kickoff	1-1	0:24	End of half
3	F25	Kickoff	4-13	1:40	Interception
	F25	Kickoff	6-20	3:25	Punt
	F44	Punt	7-56	3:28	Touchdown
4	F18	Punt	7-34	3:52	Punt
	F16	Punt	5-24	3:40	Punt

Clemson vs. NC State

Qtr	Spot	Obtained	Pl-Yds	TOP	Result
1	C25	Kickoff	4-12	1:52	Punt
	C20	Punt	5-80	1:33	Touchdown
	C20	Punt	3-0	0:54	Punt
	C25	Kickoff	3-3	1:10	Punt
2	C20	Punt	3-(-10)	2:15	Punt
	C42	Fumble	3-5	1:29	Punt
	C35	Punt	2-23	0:42	Interception
	C36	Missed FG	1-(-1)	0:03	End of half
3	C20	Punt	3-4	1:26	Punt
	C25	Kickoff	3-11	2:46	Punt
4	C20	Punt	7-80	2:41	Touchdown
	C34	Missed FG	3-2	1:21	Punt
OT1	S25	Spot	5-25	0:00	Touchdown
OT2	S25	Spot	4-5	0:00	Downs

Louisiana Tech vs. NC State

Qtr	Spot	Obtained	Pl-Yds	TOP	Result
1	L25	Kickoff	8-33	3:37	Punt
	L43	Punt	3-6	2:07	Punt
	L25	Kickoff	9-75	3:59	Touchdown
2	L24	Punt	6-17	1:15	Interception
	L02	Punt	3-9	1:11	Punt
	L25	Kickoff	7-72	3:25	Field Goal
	L22	Punt	3-8	0:42	Punt
3	L20	Punt	3-9	1:12	Punt
	L25	Kickoff	8-55	4:27	Field Goal
4	L25	Kickoff	3-(-5)	0:57	Punt
	L32	Downs	5-68	1:51	Touchdown
	L25	Kickoff	9-75	3:02	Touchdown
	L11	Punt	14-67	2:56	Interception

Boston College vs. NC State

Qtr	Spot	Obtained	Pl-Yds	TOP	Result
1	B25	Kickoff	10-75	3:57	Touchdown
	B12	Punt	9-43	4:29	Punt
	B49	Punt	3-1	1:25	Punt
2	B13	Punt	10-73	4:41	Missed FG
	B25	Kickoff	6-9	2:57	Fumble
3	B25	Kickoff	4-31	1:11	Interception
	B25	Kickoff	3-8	1:44	Punt
	B25	Kickoff	10-25	3:07	Punt
4	B20	Punt	5-28	1:45	Downs
	B17	Punt	9-35	2:46	Downs
	B02	Punt	1-(-2)	0:05	Safety

Miami vs. NC State

Qtr	Spot	Obtained	Pl-Yds	TOP	Result
1	M25	Punt	8-75	2:37	Touchdown
	M17	Punt	3-5	1:19	Punt
	M25	Kickoff	3-1	1:58	Punt
	M24	Punt	6-76	2:25	Touchdown
2	M25	Kickoff	3-(-12)	1:02	Punt
	M06	Punt	8-30	3:35	Punt
	M21	Punt	3-9	1:06	Punt
	M25	Kickoff	1-(-2)	0:15	End of half
3	M25	Kickoff	5-75	1:36	Touchdown
	M07	Punt	3-(-3)	1:57	Punt
	M25	Kickoff	9-70	3:47	Field Goal
4	M25	Kickoff	11-75	5:11	Touchdown
	M11	Kickoff	3-(-5)	1:47	Punt
	M48	Downs	6-14	2:49	End of half



**2021-22 NC State Football
Game Results
All games**

Page 1/1
as of Oct 25, 2021

Team Results

	Date	Opponent		Score	Overall	Conf	Time	Attend
	09/02/2021	South Fla.	W	45-0	1-0	0-0	3:05	52633
	09/11/2021	at Mississippi St.	L	10-24	1-1	0-0	3:35	45834
	09/18/2021	Furman	W	45-7	2-1	0-0	3:07	56919
*	09/25/2021	Clemson	Wot2	27-21	3-1	1-0	4:10	56919
	10/02/2021	Louisiana Tech	W	34-27	4-1	1-0	3:38	51064
*	10/16/2021	at Boston College	W	33-7	5-1	2-0	3:08	40349
*	10/23/2021	at Miami (FL)	L	30-31	5-2	2-1	3:39	43293



**2021-22 NC State Football
Team Game-by-Game
All games**

Page 1/1
as of Oct 25, 2021

Date	Opponent	Rushing				Receiving				Passing				Kick Returns				Punt Returns				tot off
		no.	yds	td	lg	no.	yds	td	lg	cmp-att-int	yds	td	lg	no.	yds	td	lg	no.	yds	td	lg	
09/02/2021	South Fla.	40	293	4	46	17	232	2	51	17-26-1	232	2	51	1	25	0	25	2	12	0	9	525
09/11/2021	at Mississippi St.	25	32	0	13	30	303	1	38	30-51-2	303	1	38	0	0	0	0	0	0	0	0	335
09/18/2021	Furman	31	218	3	42	28	287	3	42	28-37-0	287	3	42	1	20	0	20	4	48	0	22	505
09/25/2021	Clemson	51	148	0	22	32	238	4	22	32-45-0	238	4	22	0	0	0	0	1	9	0	9	386
10/02/2021	Louisiana Tech	31	167	2	25	22	251	2	34	22-36-0	251	2	34	3	48	0	27	4	42	0	25	418
10/16/2021	at Boston College	34	130	0	17	16	251	3	79	16-24-0	251	3	79	0	0	0	0	0	0	0	0	381
10/23/2021	at Miami (FL)	22	111	1	40	24	310	2	46	24-42-0	310	2	46	2	43	0	22	1	3	0	3	421
NC State		234	1099	10	46	169	1872	17	79	169-261-3	1872	17	79	7	136	0	27	12	114	0	25	2971
Opponents		205	652	1	37	141	1536	13	60	141-245-8	1536	13	60	7	197	1	100	13	80	0	15	2188

NC State Averages

Games	Avg/ rush	Avg/ catch	Pass effic	KR avg	PR avg	All purpose avg/game	Total offense avg/game
7	4.7	11.1	144.2	19.4	9.5	464.4	424.4

Date	Opponent	Tackles				Sacks	Fumble		Pass Defense			blkd	PAT attempts			off		
		ua	a	total	tfl-yds	no-yds	ff	fr-yds	int-yds	qbh	brup	kick	kick	rush	rcv	saf	t/o	pts
09/02/2021	South Fla.	30	38	68	7.0-28	0-0	0	0-0	3-22	10	4	0	6-6	0	0	0	14	45
09/11/2021	at Mississippi St.	26	42	68	3.0-6	1-3	0	1-0	0-0	1	3	0	1-1	0	0	0	0	10
09/18/2021	Furman	21	40	61	4.0-7	1-2	0	0-0	1-7	7	5	0	6-6	0	0	0	7	45
09/25/2021	Clemson	17	30	47	5.0-12	2-8	0	0-0	1-0	7	3	0	3-3	0	0	0	0	27
10/02/2021	Louisiana Tech	35	46	81	5.0-20	3-17	1	0-0	2-0	10	3	0	4-4	0	0	0	0	34
10/16/2021	at Boston College	38	16	54	7.0-19	3-14	0	1-0	1-1	11	7	0	4-4	0	0	1	14	33
10/23/2021	at Miami (FL)	41	28	69	9.0-26	4-15	1	1-0	0-0	5	0	0	3-3	0	0	0	0	30
NC State		208	240	448	40.0-118	14-59	2	3-0	8-30	51	25	0	27-27	0	0	1	35	224
Opponents		238	268	506	27.0-122	11-83	4	4-0	3-27	26	21	0	15-15	0	0	0	7	117

Date	Opponent	Punting										Field Goals			Kickoffs				
		no.	yds	avg	long	blkd	tb	fc	50+	i20	md-att	long	blkd	no.	yds	avg	tb	ob	
09/02/2021	South Fla.	3	128	42.7	57	0	0	1	1	3	1-1	34	0	8	517	64.6	4	0	
09/11/2021	at Mississippi St.	7	305	43.6	55	0	0	1	2	1	1-2	45	0	3	145	48.3	1	0	
09/18/2021	Furman	4	152	38.0	41	0	0	3	0	3	1-1	32	0	8	520	65.0	7	0	
09/25/2021	Clemson	6	306	51.0	57	0	3	1	4	0	0-3	0	0	3	195	65.0	3	0	
10/02/2021	Louisiana Tech	6	307	51.2	59	0	1	1	4	2	2-2	36	0	7	450	64.3	6	0	
10/16/2021	at Boston College	6	276	46.0	65	0	0	1	2	4	1-1	27	0	5	325	65.0	5	0	
10/23/2021	at Miami (FL)	7	295	42.1	59	0	0	2	3	3	3-3	44	0	7	454	64.9	6	0	
NC State		39	1769	45.4	65	0	4	10	16	16	9-13	45	0	41	2606	63.6	32	0	
Opponents		49	2124	43.3	66	0	5	14	14	9	4-6	38	0	26	1545	59.4	13	0	



**2021-22 NC State Football
Opponents Game-by-Game
All games**

Page 1/1
as of Oct 25, 2021

Date	Opponent	Rushing				Receiving				Passing				Kick Returns				Punt Returns				tot off
		no.	yds	td	lg	no.	yds	td	lg	cmp-att-int	yds	td	lg	no.	yds	td	lg	no.	yds	td	lg	
09/02/2021	South Fla.	32	104	0	17	14	167	0	44	14-33-3	167	0	44	4	66	0	33	0	0	0	0	271
09/11/2021	at Mississippi St.	15	22	0	8	33	294	2	34	33-49-0	294	2	34	1	100	1	100	5	49	0	15	316
09/18/2021	Furman	32	92	0	22	10	104	1	17	10-21-1	104	1	17	0	0	0	0	1	3	0	3	196
09/25/2021	Clemson	23	103	1	37	12	111	2	32	12-26-1	111	2	32	0	0	0	0	2	1	0	2	214
10/02/2021	Louisiana Tech	35	139	0	20	26	341	3	34	26-44-2	341	3	34	1	21	0	21	2	11	0	8	480
10/16/2021	at Boston College	30	97	0	22	21	194	1	30	21-39-1	194	1	30	0	0	0	0	1	4	0	4	291
10/23/2021	at Miami (FL)	38	95	0	28	25	325	4	60	25-33-0	325	4	60	1	10	0	10	2	12	0	7	420
Opponents		205	652	1	37	141	1536	13	60	141-245-8	1536	13	60	7	197	1	100	13	80	0	15	2188
NC State		234	1099	10	46	169	1872	17	79	169-261-3	1872	17	79	7	136	0	27	12	114	0	25	2971

Opponents Averages

Games	Avg/ rush	Avg/ catch	Pass effic	KR avg	PR avg	All purpose avg/game	Total offense avg/game
7	3.2	10.9	121.2	28.1	6.2	356.0	312.6

Date	Opponent	ua	Tackles			Sacks no-yds	Fumble		Pass Defense			blkd kick	PAT attempts			off		
			a	total	tfl-yds		ff	fr-yds	int-yds	qbh	brup		kick	rush	rcv	saf	t/o	pts
09/02/2021	South Fla.	25	54	79	3.0-10	1-7	0	0-0	1-27	2	1	0	0-0	0	0	0	0	0
09/11/2021	at Mississippi St.	34	36	70	9.0-41	4-27	2	1-0	2-0	5	5	0	3-3	0	0	0	7	24
09/18/2021	Furman	39	40	79	1.0-3	0-0	1	1-0	0-0	3	2	0	1-1	0	0	0	0	7
09/25/2021	Clemson	45	62	107	6.0-31	3-27	1	1-0	0-0	3	2	0	3-3	0	0	0	0	21
10/02/2021	Louisiana Tech	32	36	68	3.0-11	1-7	0	1-0	0-0	4	4	0	3-3	0	0	0	0	27
10/16/2021	at Boston College	33	18	51	2.0-7	1-3	0	0-0	0-0	2	3	0	1-1	0	0	0	0	7
10/23/2021	at Miami (FL)	30	22	52	3.0-19	1-12	0	0-0	0-0	7	4	0	4-4	0	0	0	0	31
Opponents		238	268	506	27.0-122	11-83	4	4-0	3-27	26	21	0	15-15	0	0	0	7	117
NC State		208	240	448	40.0-118	14-59	2	3-0	8-30	51	25	0	27-27	0	0	1	35	224

Date	Opponent	Punting										Field Goals			Kickoffs				
		no.	yds	avg	long	blkd	tb	fc	50+	i20	md-att	long	blkd	no.	yds	avg	tb	ob	
09/02/2021	South Fla.	8	361	45.1	66	0	1	2	2	1	0-0	0	0	1	65	65.0	0	0	
09/11/2021	at Mississippi St.	7	251	35.9	56	0	1	2	1	1	1-1	32	0	5	325	65.0	4	0	
09/18/2021	Furman	9	379	42.1	52	0	1	1	2	2	0-1	0	0	2	108	54.0	0	0	
09/25/2021	Clemson	8	342	42.8	53	0	0	5	3	1	0-0	0	0	3	195	65.0	3	0	
10/02/2021	Louisiana Tech	6	264	44.0	57	0	0	0	1	2	2-2	38	0	6	273	45.5	0	0	
10/16/2021	at Boston College	4	190	47.5	50	0	2	0	2	1	0-1	0	0	3	192	64.0	2	0	
10/23/2021	at Miami (FL)	7	337	48.1	54	0	0	4	3	1	1-1	22	0	6	387	64.5	4	0	
Opponents		49	2124	43.3	66	0	5	14	14	9	4-6	38	0	26	1545	59.4	13	0	
NC State		39	1769	45.4	65	0	4	10	16	16	9-13	45	0	41	2606	63.6	32	0	



**2021-22 NC State Football
Overall Team Statistics
All games**

Page 1/2
as of Oct 25, 2021

Team Statistics

	NCSU	OPP
Scoring	224	117
Points per game	32.0	16.7
Points Off Turnovers	35	7
First Downs	156	110
Rushing	49	33
Passing	90	62
Penalty	17	15
Rushing Yardage	1099	652
Yards gained rushing	1217	782
Yards lost rushing	118	130
Rushing attempts	234	205
Average per rush	4.7	3.2
Average per game	157.0	93.1
TDs Rushing	10	1
Passing Yardage	1872	1536
Comp-Att-Int	169-261-3	141-245-8
Average per pass	7.2	6.3
Average per catch	11.1	10.9
Average per game	267.4	219.4
TDs Passing	17	13
Total offense	2971	2188
Total plays	495	450
Average per play	6.0	4.9
Average per game	424.4	312.6
Kick returns: #-Yards	7-136	7-197
Punt returns: #-Yards	12-114	13-80
Int returns: #-Yards	8-30	3-27
Kick return average	19.4	28.1
Punt return average	9.5	6.2
Int return average	3.8	9.0
Fumbles-Lost	5-3	10-2
Penalties-Yards	42-395	51-410
Average per game	56.4	58.6
Punts-Yards	39-1769	49-2124
Average per punt	45.4	43.3
Net punt average	41.3	39.2
Kickoffs-Yards	41-2606	26-1545
Average per kick	63.6	59.4
Net kick average	38.3	40.2
Time of possession / game	31:45	27:59
3rd-down conversion	45/106	28/105
3rd-down pct	42%	27%
4rd-down conversion	4/8	4/10



2021-22 NC State Football
Overall Team Statistics
All games

Page 2/2
as of Oct 25, 2021

	NCSU	OPP
4rd-down pct	50%	40%
Sacks by-Yards	14-59	11-83
Misc Yards	0	0
Touchdowns scored	28	15
Field goals - attempts	9-13	4-6
On-Side kicks	1-1	0-0
Red-zone scores	(26-29) 90%	(13-17) 76%
Red-zone touchdowns	(19-29) 66%	(9-17) 53%
PAT-attempts	(27-28) 96%	(15-15) 100%
Attendance	217535	129476
Games / Avg per game	4/54384	3/43159
Neutral site games	-	0/0

Score by Periods

Team	1st	2nd	3rd	4th	OT	TOT
NC State	44	68	66	33	13	224
Opponents	28	24	27	31	7	117



**2021-22 NC State Football
Overall Defense Statistics
All games**

Page 1/2
as of Oct 25, 2021

Team Defense

##	Player	gp	Tackles				Sacks	Pass defense			Fumbles		blkd	
			ua	a	tot	tfl/yds		int-yds	brup	qbh	fr-yds	ff	kick	saf
32	Drake Thomas	7	25	29	54	4-16	2-11	2-0	1	8
1	Isaiah Moore	6	20	23	43	5-14	1-5	1-1	3	7
10	Tanner Ingle	7	17	20	37	0.5-1	.	1-6	3	2
24	Derrek Pitts	7	17	9	26	2.5-7	.	.	3
6	Jakeen Harris	7	14	11	25	1-1	.	1-0
13	Tyler Baker-Williams	7	13	11	24	2-6	.	1-7	4	5
2	Jaylon Scott	7	10	14	24	3-9	1-4	.	1	1
99	Daniel Joseph	7	6	15	21	3.5-14	1-8	.	.	2	.	1	.	.
26	Devon Betty	4	7	11	18	3.5-8
25	Shyheim Battle	7	9	9	18	1-2	.	.	3
48	Cory Durden	6	3	13	16	2.5-10	2-9	.	.	4
90	Savion Jackson	7	8	7	15	1-1	.	.	.	5
31	Levi Jones	5	8	6	14	4-14	2.5-9	.	.	5
12	Devan Boykin	5	7	6	13	.	.	.	2	.	1-0	.	.	.
45	Davin Vann	7	4	8	12	2.5-6	2.5-6	.	.	5
3	Aydan White	6	7	2	9	.	.	1-0	2
44	Cyrus Fagan	2	4	5	9	.	.	1-16
5	C.J. Clark	2	1	7	8	3
42	Danny Blakeman	4	3	3	6	1-1	.	.	.	1	1-0	1	.	.
11	Payton Wilson	2	2	3	5	1.5-4	1-3
52	Ibrahim Kante	3	1	4	5	1.5-4	1-4	.	.	1
55	Joshua Harris	2	.	5	5
34	Delbert Mimms	3	3	1	4
16	Rakeim Ashford	2	2	2	4	.	.	.	1
4	Joshua Pierre-Louis	3	.	4	4	1
0	Terrell Dawkins	2	1	2	3	1
15	Keyon Lesane	3	2	1	3
41	Caden Fordham	1	.	3	3
22	Teshaun Smith	2	3	.	3	.	.	.	1
36	Demarcus Jones	1	1	1	2
87	Kameron Walker	2	1	1	2
97	Claude Larkins	1	1	1	2
91	Joe Shimko	2	2	.	2
7	Chris Ingram	3	.	2	2	.	.	.	1
85	Anthony Smith	1	1	.	1
8	Ricky Person	1	1	.	1
3	Jordan Houston	1	1	.	1
82	Max Fisher	1	1	.	1
56	Bryson Speas	2	1	.	1	1-0	.	.	.
88	Devin Carter	1	.	1	1
6	Trent Pennix	1	1	.	1



2021-22 NC State Football
Overall Defense Statistics
All games

Page 2/2
as of Oct 25, 2021

			Tackles				Sacks	Pass defense			Fumbles		blkd	
##	Player	gp	ua	a	tot	tfl/yds	no-yds	int-yds	brup	qbh	fr-yds	ff	kick	saf
Totals		7	208	240	448	40-118	14-59	8-30	25	51	3-0	2	0	1
Opponents		7	238	268	506	27-122	11-83	3-27	21	26	4-0	4	0	0



2021-22 NC State Football Individual Statistics All games

Page 1/3
as of Oct 25, 2021

Rushing

Player	gp	att	gain	loss	net	avg	td	lg	avg/g
Zonovan Knight	7	90	528	9	519	5.8	3	46	74.1
Ricky Person	7	86	453	15	438	5.1	4	32	62.6
Devin Leary	7	28	56	92	-36	-1.3	2	17	-5.1
Jordan Houston	7	17	77	2	75	4.4	1	18	10.7
Delbert Mimms	7	6	47	0	47	7.8	0	19	6.7
Thayer Thomas	7	3	8	0	8	2.7	0	7	1.1
Ben Finley	4	2	7	0	7	3.5	0	6	1.8
Demarcus Jones	7	1	1	0	1	1.0	0	1	0.1
Trent Pennix	7	1	40	0	40	40.0	0	40	5.7
Total	7	234	1217	118	1099	4.7	10	46	157.0
Opponents	7	205	782	130	652	3.2	1	37	93.1

Passing

Player	gp	effic	comp-att-int	pct	yds	td	lg	avg/g
Devin Leary	7	148.4	164-250-2	65.6	1844	17	79	263.4
Ben Finley	4	81.7	5-9-0	55.6	28	0	12	7.0
Thayer Thomas	7	0.0	0-1-0	0.0	0	0	0	0.0
Ricky Person	7	-200.0	0-1-1	0.0	0	0	0	0.0
Team	7	114.0	0-0-0	0.0	0	0	0	0.0
Total	7	144.2	169-261-3	64.8	1872	17	79	267.4
Opponents	7	121.2	141-245-8	57.6	1536	13	60	219.4

Receiving

Player	gp	no.	yds	avg	td	lg	avg/g
Emeka Emezie	7	37	452	12.2	1	46	64.6
Thayer Thomas	7	34	383	11.3	6	79	54.7
Devin Carter	7	19	323	17.0	3	51	46.1
Ricky Person	7	16	106	6.6	1	33	15.1
Porter Rooks	7	12	173	14.4	0	37	24.7
Zonovan Knight	7	11	66	6.0	0	17	9.4
Christopher Toudle	7	10	106	10.6	2	20	15.1
C.J. Riley	7	6	36	6.0	1	12	5.1
Keyon Lesane	7	5	44	8.8	0	13	6.3
Trent Pennix	7	5	30	6.0	0	11	4.3
Dylan Parham	7	4	19	4.8	2	7	2.7
Anthony Smith	7	4	97	24.3	1	44	13.9
Julian Gray	4	3	18	6.0	0	10	4.5
Jordan Houston	7	1	3	3.0	0	3	0.4
Jalen Coit	2	1	12	12.0	0	12	6.0
Jakolbe Baldwin	1	1	4	4.0	0	4	4.0
Total	7	169	1872	11.1	17	79	267.4
Opponents	7	141	1536	10.9	13	60	219.4

Punt Returns

Player	no.	yds	avg	td	lg
Thayer Thomas	12	114	9.5	0	25
Total	12	114	9.5	0	25
Opponents	13	80	6.2	0	15

Interceptions

Player	no.	yds	avg	td	lg
Drake Thomas	2	0	0.0	0	0
Cyrus Fagan	1	16	16.0	0	16
Isaiah Moore	1	1	1.0	0	1
Tyler Baker-Williams	1	7	7.0	0	7
Tanner Ingle	1	6	6.0	0	6
Jakeen Harris	1	0	0.0	0	0
Aydan White	1	0	0.0	0	0
Total	8	30	3.8	0	16
Opponents	3	27	9.0	0	27

Kick Returns

Player	no.	yds	avg	td	lg
Zonovan Knight	6	129	21.5	0	27
Camden Woods	1	7	7.0	0	7
Total	7	136	19.4	0	27
Opponents	7	197	28.1	1	100

Fumble Returns

Player	no.	yds	avg	td	lg
Total	0	0	0.0	1	34
Opponents	0	0	0.0	0	0



**2021-22 NC State Football
Individual Statistics
All games**

Page 2/3
as of Oct 25, 2021

Scoring

			PAT						
Player	td	fg	kick	rush	rcv	pass	dxp	saf	pts
Christopher Dunn	-	9-13	27-27	-	-	-	-	-	54
Thayer Thomas	6	-	-	-	-	-	-	-	36
Ricky Person	5	-	-	-	-	-	-	-	30
Devin Carter	3	-	-	-	-	-	-	-	18
Zonovan Knight	3	-	-	-	-	-	-	-	18
Christopher Toudle	2	-	-	-	-	-	-	-	12
Dylan Parham	2	-	-	-	-	-	-	-	12
Devin Leary	2	-	-	-	-	-	-	-	12
Devan Boykin	1	-	-	-	-	-	-	-	6
C.J. Riley	1	-	-	-	-	-	-	-	6
Emeka Emezie	1	-	-	-	-	-	-	-	6
Jordan Houston	1	-	-	-	-	-	-	-	6
Anthony Smith	1	-	-	-	-	-	-	-	6
Total	28	9-13	27-27	0	0	0	0	1	224
Opponents	15	4-6	15-15	0	0	0	0	0	117

Field Goals

Player	fg	pct.	01-19	20-29	30-39	40-49	50-99	lg	blk
Christopher Dunn	9-13	69.2	0-0	2-2	4-5	3-4	0-2	45	0
Opponents	4-6	66.7	0-0	2-2	2-3	0-1	0-0	38	0

FG Sequence

Team Name	NC State	Opponents
South Fla.	(34)	
Mississippi St.	48,(45)	(32)
Furman	(32)	48
Louisiana Tech	(36),(29)	(21),(38)
Clemson	53,51,39	
Boston College	(27)	32
Miami (FL)	(33)	

Numbers in (parentheses) indicate field goal was made

Total Offense

Player	g	plays	rush	pass	total	avg/g
Devin Leary	7	278	-36	1844	1808	258.3
Zonovan Knight	7	90	519	0	519	74.1
Ricky Person	7	87	438	0	438	62.6
Jordan Houston	7	17	75	0	75	10.7
Delbert Mimms	7	6	47	0	47	6.7
Trent Pennix	7	1	40	0	40	5.7
Ben Finley	4	11	7	28	35	8.8
Thayer Thomas	7	4	8	0	8	1.1
Demarcus Jones	7	1	1	0	1	0.1
Total	7	495	1099	1872	2971	424.4
Opponents	7	450	652	1536	2188	312.6

Punting

Player	no.	yds	avg	lg	tb	fc	i20	50+	blk
Trenton Gill	38	1731	45.6	65	4	10	15	16	0
Ben Finley	1	38	38.0	38	0	0	1	0	0
Total	39	1769	45.4	65	4	10	16	16	0
Opponents	49	2124	43.3	66	5	14	9	14	0

Kickoffs

Player	no.	yds	avg	tb	ob	retn	net	ydIn
Trenton Gill	40	2591	64.8	32	0			
Christopher Dunn	1	15	15.0	0	0			
Total	41	2606	63.6	32	0	7	38.3	26
Opponents	26	1545	59.4	13	0	7	40.2	24



2021-22 NC State Football
Individual Statistics
All games

Page 3/3
as of Oct 25, 2021

All Purpose

Player	g	rush	rcv	pr	kr	ir	total	avg/g
Zonovan Knight	7	519	66	0	129	0	714	102.0
Ricky Person	7	438	106	0	0	0	544	77.7
Thayer Thomas	7	8	383	114	0	0	505	72.1
Emeka Emezie	7	0	452	0	0	0	452	64.6
Devin Carter	7	0	323	0	0	0	323	46.1
Porter Rooks	7	0	173	0	0	0	173	24.7
Christopher Toudle	7	0	106	0	0	0	106	15.1
Anthony Smith	7	0	97	0	0	0	97	13.9
Jordan Houston	7	75	3	0	0	0	78	11.1
Trent Pennix	7	40	30	0	0	0	70	10.0
Delbert Mimms	7	47	0	0	0	0	47	6.7
Keyon Lesane	7	0	44	0	0	0	44	6.3
C.J. Riley	7	0	36	0	0	0	36	5.1
Dylan Parham	7	0	19	0	0	0	19	2.7
Julian Gray	4	0	18	0	0	0	18	4.5
Cyrus Fagan	2	0	0	0	0	16	16	8.0
Jalen Coit	2	0	12	0	0	0	12	6.0
Camden Woods	6	0	0	0	7	0	7	1.2
Tyler Baker-Williams	7	0	0	0	0	7	7	1.0
Ben Finley	4	7	0	0	0	0	7	1.8
Tanner Ingle	7	0	0	0	0	6	6	0.9
Jakolbe Baldwin	1	0	4	0	0	0	4	4.0
Isaiah Moore	7	0	0	0	0	1	1	0.1
Demarcus Jones	7	1	0	0	0	0	1	0.1
Devin Leary	7	-36	0	0	0	0	-36	-5.1
Total	7	1099	1872	114	136	30	3251	464.4
Opponents	7	652	1536	80	197	27	2492	356.0



2021-22 NC State Football Combined Team Statistics All games

Page 1/3
as of Oct 25, 2021

Team Results

Date	Opponent		Score	Att.
09/02/2021	South Fla.	W	45-0	52633
09/11/2021	at Mississippi St.	L	10-24	45834
09/18/2021	Furman	W	45-7	56919
* 09/25/2021	Clemson	Wot2	27-21	56919
10/02/2021	Louisiana Tech	W	34-27	51064
* 10/16/2021	at Boston College	W	33-7	40349
* 10/23/2021	at Miami (FL)	L	30-31	43293

Rushing

Player	gp	att	gain	loss	net	avg	td	lg	avg/g
Zonovan Knight	7	90	528	9	519	5.8	3	46	74.1
Ricky Person	7	86	453	15	438	5.1	4	32	62.6
Jordan Houston	7	17	77	2	75	4.4	1	18	10.7
Delbert Mimms	7	6	47	0	47	7.8	0	19	6.7
Trent Pennix	7	1	40	0	40	40.0	0	40	5.7
Thayer Thomas	7	3	8	0	8	2.7	0	7	1.1
Ben Finley	4	2	7	0	7	3.5	0	6	1.8
Demarcus Jones	7	1	1	0	1	1.0	0	1	0.1
Devin Leary	7	28	56	92	-36	-1.3	2	17	-5.1
Total	7	234	1217	118	1099	4.7	10	46	157.0
Opponents	7	205	782	130	652	3.2	1	37	93.1

Passing

Player	gp	effic	comp-att-int	pct	yds	td	lg	avg/g
Devin Leary	7	148.4	164-250-2	65.6	1844	17	79	263.4
Ben Finley	4	81.7	5-9-0	55.6	28	0	12	7.0
Thayer Thomas	7	0.0	0-1-0	0.0	0	0	0	0.0
Ricky Person	7	-200.0	0-1-1	0.0	0	0	0	0.0
Team	7	114.0	0-0-0	0.0	0	0	0	0.0
Total	7	144.2	169-261-3	64.8	1872	17	79	267.4
Opponents	7	121.2	141-245-8	57.6	1536	13	60	219.4

Receiving

Player	gp	no.	yds	avg	td	lg	avg/g
Emeka Emezie	7	37	452	12.2	1	46	64.6
Thayer Thomas	7	34	383	11.3	6	79	54.7
Devin Carter	7	19	323	17.0	3	51	46.1
Ricky Person	7	16	106	6.6	1	33	15.1
Porter Rooks	7	12	173	14.4	0	37	24.7
Zonovan Knight	7	11	66	6.0	0	17	9.4
Christopher Toudle	7	10	106	10.6	2	20	15.1
C.J. Riley	7	6	36	6.0	1	12	5.1
Keyon Lesane	7	5	44	8.8	0	13	6.3
Trent Pennix	7	5	30	6.0	0	11	4.3
Dylan Parham	7	4	19	4.8	2	7	2.7
Anthony Smith	7	4	97	24.3	1	44	13.9
Julian Gray	4	3	18	6.0	0	10	4.5
Jordan Houston	7	1	3	3.0	0	3	0.4
Jalen Coit	2	1	12	12.0	0	12	6.0
Jakolbe Baldwin	1	1	4	4.0	0	4	4.0
Total	7	169	1872	11.1	17	79	267.4
Opponents	7	141	1536	10.9	13	60	219.4

Game Records

Record	Overall	Home	Away	Neutral
ALL GAMES	5-2	4-0	1-2	0-0
CONFERENCE	2-1	1-0	1-1	0-0
NON-CONFERENCE	3-1	3-0	0-1	0-0

Team Statistics

	NCSU	OPP
First Downs	156	110
Rushing	49	33
Passing	90	62
Penalty	17	15
Rushing Yardage	1099	652
Rushing attempts	234	205
Average per rush	4.7	3.2
Average per game	157.0	93.1
TDs Rushing	10	1
Passing Yardage	1872	1536
Comp-Att-Int	169-261-3	141-245-8
Average per pass	7.2	6.3
Average per catch	11.1	10.9
Average per game	267.4	219.4
TDs Passing	17	13
Total offense	2971	2188
Average per play	6.0	4.9
Average per game	424.4	312.6
Kick returns: #-Yards	7-136	7-197
Punt returns: #-Yards	12-114	13-80
Int returns: #-Yards	8-30	3-27
Fumbles-Lost	5-3	10-2
Penalties-Yards	42-395	51-410
Punts-Avg	39-45.4	49-43.3
Time of possession / game	31:45	27:59
3rd-down conversion	45/106	28/105
4rd-down conversion	4/8	4/10

Interceptions

Player	no.	yds	avg	td	lg
Drake Thomas	2	0	0.0	0	0
Cyrus Fagan	1	16	16.0	0	16
Isaiah Moore	1	1	1.0	0	1
Tyler Baker-Williams	1	7	7.0	0	7
Tanner Ingle	1	6	6.0	0	6
Jakeen Harris	1	0	0.0	0	0
Aydan White	1	0	0.0	0	0
Total	8	30	3.8	0	16
Opponents	3	27	9.0	0	27



2021-22 NC State Football Combined Team Statistics All games

Page 2/3
as of Oct 25, 2021

Field Goals

Player	fg	pct.	01-19	20-29	30-39	40-49	50-99	lg	blk
Christopher Dunn	9-13	69.2	0-0	2-2	4-5	3-4	0-2	45	0
Opponents	4-6	66.7	0-0	2-2	2-3	0-1	0-0	38	0

Scoring

Player	td	fg	PAT					dpx	saf	pts
			kick	rush	rcv	pass				
Christopher Dunn	-	9-13	27-27	-	-	-	-	-	-	54
Thayer Thomas	6	-	-	-	-	-	-	-	-	36
Ricky Person	5	-	-	-	-	-	-	-	-	30
Devin Carter	3	-	-	-	-	-	-	-	-	18
Zonovan Knight	3	-	-	-	-	-	-	-	-	18
Christopher Toudle	2	-	-	-	-	-	-	-	-	12
Dylan Parham	2	-	-	-	-	-	-	-	-	12
Devin Leary	2	-	-	-	-	-	-	-	-	12
Devan Boykin	1	-	-	-	-	-	-	-	-	6
C.J. Riley	1	-	-	-	-	-	-	-	-	6
Emeka Emezie	1	-	-	-	-	-	-	-	-	6
Jordan Houston	1	-	-	-	-	-	-	-	-	6
Anthony Smith	1	-	-	-	-	-	-	-	-	6
Total	28	9-13	27-27	0	0	0	0	1	224	
Opponents	15	4-6	15-15	0	0	0	0	0	117	

Score by Periods

Team	1st	2nd	3rd	4th	OT	TOT
NC State	44	68	66	33	13	224
Opponents	28	24	27	31	7	117

Punting

Player	no.	yds	avg	lg	tb	fc	i20	50+	blk
Trenton Gill	38	1731	45.6	65	4	10	15	16	0
Ben Finley	1	38	38.0	38	0	0	1	0	0
Total	39	1769	45.4	65	4	10	16	16	0
Opponents	49	2124	43.3	66	5	14	9	14	0

Punt Returns

Player	no.	yds	avg	td	lg
Thayer Thomas	12	114	9.5	0	25
Total	12	114	9.5	0	25
Opponents	13	80	6.2	0	15

Kick Returns

Player	no.	yds	avg	td	lg
Zonovan Knight	6	129	21.5	0	27
Camden Woods	1	7	7.0	0	7
Total	7	136	19.4	0	27
Opponents	7	197	28.1	1	100

All Purpose

Player	g	rush	rcv	pr	kr	ir	total	avg/g
Zonovan Knight	7	519	66	0	129	0	714	102.0
Ricky Person	7	438	106	0	0	0	544	77.7
Thayer Thomas	7	8	383	114	0	0	505	72.1
Emeka Emezie	7	0	452	0	0	0	452	64.6
Devin Carter	7	0	323	0	0	0	323	46.1
Porter Rooks	7	0	173	0	0	0	173	24.7
Christopher Toudle	7	0	106	0	0	0	106	15.1
Anthony Smith	7	0	97	0	0	0	97	13.9
Jordan Houston	7	75	3	0	0	0	78	11.1
Trent Pennix	7	40	30	0	0	0	70	10.0
Delbert Mimms	7	47	0	0	0	0	47	6.7
Keyon Lesane	7	0	44	0	0	0	44	6.3
C.J. Riley	7	0	36	0	0	0	36	5.1
Dylan Parham	7	0	19	0	0	0	19	2.7
Julian Gray	4	0	18	0	0	0	18	4.5
Cyrus Fagan	2	0	0	0	0	16	16	8.0
Jalen Coit	2	0	12	0	0	0	12	6.0
Camden Woods	6	0	0	0	7	0	7	1.2
Tyler Baker-Williams	7	0	0	0	0	7	7	1.0
Ben Finley	4	7	0	0	0	0	7	1.8
Tanner Ingle	7	0	0	0	0	6	6	0.9
Jakolbe Baldwin	1	0	4	0	0	0	4	4.0
Isaiah Moore	7	0	0	0	0	1	1	0.1
Demarcus Jones	7	1	0	0	0	0	1	0.1
Devin Leary	7	-36	0	0	0	0	-36	-5.1
Total	7	1099	1872	114	136	30	3251	464.4
Opponents	7	652	1536	80	197	27	2492	356.0

Total Offense

Player	g	plays	rush	pass	total	avg/g
Devin Leary	7	278	-36	1844	1808	258.3
Zonovan Knight	7	90	519	0	519	74.1
Ricky Person	7	87	438	0	438	62.6
Jordan Houston	7	17	75	0	75	10.7
Delbert Mimms	7	6	47	0	47	6.7
Trent Pennix	7	1	40	0	40	5.7
Ben Finley	4	11	7	28	35	8.8
Thayer Thomas	7	4	8	0	8	1.1
Demarcus Jones	7	1	1	0	1	0.1
Total	7	495	1099	1872	2971	424.4
Opponents	7	450	652	1536	2188	312.6

Team Defense

Team Defense

			Tackles				Sacks	Pass defense				Fumbles		blkd	
##	Player	gp	ua	a	tot	tfl/yds	no-yds	int-yds	brup	qbh	fr-yds	ff	kick	saf	
32	Drake Thomas	7	25	29	54	4-16	2-11	2-0	1	8	
1	Isaiah Moore	7	20	23	43	5-14	1-5	1-1	3	7	



**2021-22 NC State Football
Combined Team Statistics
All games**

Page 3/3
as of Oct 25, 2021

##	Player	gp	Tackles				Sacks	Pass defense			Fumbles		blkd	
			ua	a	tot	tfl/yds		int-yds	brup	qbh	fr-yds	ff	kick	saf
10	Tanner Ingle	7	17	20	37	0.5-1	.	1-6	3	2
24	Derrek Pitts	7	17	9	26	2.5-7	.	.	3
6	Jakeen Harris	7	14	11	25	1-1	.	1-0
2	Jaylon Scott	7	10	14	24	3-9	1-4	.	1	1
13	Tyler Baker-Williams	7	13	11	24	2-6	.	1-7	4	5
99	Daniel Joseph	7	6	15	21	3.5-14	1-8	.	.	2	.	1	.	.
26	Devon Betty	5	7	11	18	3.5-8
25	Shyheim Battle	7	9	9	18	1-2	.	.	3
48	Cory Durden	7	3	13	16	2.5-10	2-9	.	.	4
90	Savion Jackson	7	8	7	15	1-1	.	.	.	5
31	Levi Jones	7	8	6	14	4-14	2.5-9	.	.	5
12	Devan Boykin	7	7	6	13	.	.	.	2	.	1-0	.	.	.
45	Davin Vann	7	4	8	12	2.5-6	2.5-6	.	.	5
44	Cyrus Fagan	2	4	5	9	.	.	1-16
3	Aydan White	7	7	2	9	.	.	1-0	2
5	C.J. Clark	3	1	7	8	3
42	Danny Blakeman	7	3	3	6	1-1	.	.	.	1	1-0	1	.	.
11	Payton Wilson	2	2	3	5	1.5-4	1-3
55	Joshua Harris	6	.	5	5
52	Ibrahim Kante	6	1	4	5	1.5-4	1-4	.	.	1
16	Rakeim Ashford	7	2	2	4	.	.	.	1
4	Joshua Pierre-Louis	6	.	4	4	1
34	Delbert Mimms	7	3	1	4
15	Keyon Lesane	7	2	1	3
22	Teshaun Smith	4	3	.	3	.	.	.	1
41	Caden Fordham	3	.	3	3
0	Terrell Dawkins	5	1	2	3	1
97	Claude Larkins	2	1	1	2
91	Joe Shimko	7	2	.	2
87	Kameron Walker	7	1	1	2
36	Demarcus Jones	7	1	1	2
7	Chris Ingram	3	.	2	2	.	.	.	1
3	Jordan Houston	7	1	.	1
8	Ricky Person	7	1	.	1
85	Anthony Smith	7	1	.	1
6	Trent Pennix	7	1	.	1
56	Bryson Speas	7	1	.	1	1-0	.	.	.
82	Max Fisher	6	1	.	1
88	Devin Carter	7	.	1	1
Totals		7	208	240	448	40-118	14-59	8-30	25	51	3-0	2	0	1
Opponents		7	238	268	506	27-122	11-83	3-27	21	26	4-0	4	0	0



2021-22 NC State Football
Rushing/Receiving Game-by-Game
All games

Page 1/1
as of Oct 25, 2021

Rushing

Player	No-Yds/TD	USF	MSU	Furman	Clem	LATech	BC	Miami
Zonovan Knight	90-519/3	16-163/1	8-31/0	11-104/1	23-79/0	13-85/1	11-41/0	8-16/0
Ricky Person	86-438/4	16-105/2	8-19/0	8-41/1	21-91/0	15-90/1	9-38/0	9-54/0
Devin Leary	28--36/2	2-1/0	8--16/0	1-7/1	7--22/0	3--8/0	4-1/0	3-1/1
Jordan Houston	17-75/1	5-15/1	1--2/0	3-19/0	-	-	8-43/0	-
Delbert Mimms	6-47/0	1-9/0	-	5-38/0	-	-	-	-
Thayer Thomas	3-8/0	-	-	1-7/0	-	-	1-1/0	1-0/0
Ben Finley	2-7/0	-	-	1-1/0	DNP	DNP	1-6/0	DNP
Trent Pennix	1-40/0	-	-	-	-	-	-	1-40/0
Demarcus Jones	1-1/0	-	-	1-1/0	-	-	-	-

Receiving

Player	No-Yds/TD	USF	MSU	Furman	Clem	LATech	BC	Miami
Emeka Emezie	37-452/1	5-71/0	6-92/0	3-23/0	14-116/1	4-67/0	2-8/0	3-75/0
Thayer Thomas	34-383/6	1-3/0	7-39/1	5-82/1	5-18/1	5-48/0	4-122/1	7-71/2
Devin Carter	19-323/3	1-51/0	5-79/0	2-10/0	5-54/2	3-65/0	2-51/1	1-13/0
Ricky Person	16-106/1	3-43/1	3-9/0	2-5/0	3-16/0	-	2-14/0	3-19/0
Porter Rooks	12-173/0	-	2-58/0	3-52/0	1-4/0	2-15/0	1-8/0	3-36/0
Zonovan Knight	11-66/0	2-16/0	2-7/0	-	1--2/0	1-9/0	2-21/0	3-15/0
Christopher Toudle	10-106/2	2-22/1	-	2-12/0	1-11/0	2-18/1	2-23/0	1-20/0
C.J. Riley	6-36/1	1-12/0	1-4/0	2-10/0	-	2-10/1	-	-
Keyon Lesane	5-44/0	-	-	1-12/0	1-10/0	1-5/0	-	2-17/0
Trent Pennix	5-30/0	1-4/0	2-5/0	-	1-11/0	1-10/0	-	-
Anthony Smith	4-97/1	-	-	3-53/1	-	-	-	1-44/0
Dylan Parham	4-19/2	-	1-7/0	1-4/1	-	1-4/0	1-4/1	-
Julian Gray	3-18/0	1-10/0	DNP	2-8/0	-	DNP	-	DNP
Jalen Coit	1-12/0	-	DNP	1-12/0	DNP	DNP	DNP	DNP
Jakolbe Baldwin	1-4/0	DNP	DNP	1-4/0	DNP	DNP	DNP	DNP
Jordan Houston	1-3/0	-	1-3/0	-	-	-	-	-



2021-22 NC State Football
Passing Game-by-Game
All games

Page 1/1
as of Oct 25, 2021

#5 Thayer Thomas	Comp	Att	Int	Pct	Yards	TD	Long	Sacked	Effic.
Clemson	0	1	0	0.0	0	0	0	0-0	0.0
Totals	0	1	0	0.0	0	0	0	0-0	0.0

#8 Ricky Person	Comp	Att	Int	Pct	Yards	TD	Long	Sacked	Effic.
Mississippi St.	0	1	1	0.0	0	0	0	0-0	-200.0
Totals	0	1	1	0.0	0	0	0	0-0	-200.0

#10 Ben Finley	Comp	Att	Int	Pct	Yards	TD	Long	Sacked	Effic.
Mississippi St.	0	1	0	0.0	0	0	0	0-0	0.0
Furman	5	8	0	62.5	28	0	12	0-0	91.9
Totals	5	9	0	55.6	28	0	12	0-0	81.7

#13 Devin Leary	Comp	Att	Int	Pct	Yards	TD	Long	Sacked	Effic.
South Fla.	17	26	1	65.4	232	2	51	1-7	158.0
Mississippi St.	30	49	1	61.2	303	1	38	4-28	115.8
Furman	23	29	0	79.3	259	3	42	0-0	188.5
Clemson	32	44	0	72.7	238	4	22	3-26	148.2
Louisiana Tech	22	36	0	61.1	251	2	34	1-7	138.0
Boston College	16	24	0	66.7	251	3	79	1-3	195.8
Miami (FL)	24	42	0	57.1	310	2	46	1-12	134.9
Totals	164	250	2	65.6	1844	17	79	11-83	148.4



**2021-22 NC State Football
Red-Zone Results
All games**

Page 1/1
as of Oct 25, 2021

NC State Inside Opponent Red-Zone

Date	Opponent	Score	Times	Times	Total	Rush		Pass	FGs	Failed to score inside RZ					
			In RZ	Scored	Pts	TDs	TDs	TDs	Made	FGA	Down	Int	Fumb	Half	Game
09/02/2021	South Fla.	W 45-0	5	5	31	4	3	1	1	1	0	0	0	0	0
09/11/2021	at Mississippi St.	L 10-24	3	1	7	1	0	1	0	0	1	1	0	0	0
09/18/2021	Furman	W 45-7	6	6	38	5	3	2	1	1	0	0	0	0	0
09/25/2021	Clemson	W 27-21	4	3	21	3	0	3	0	1	0	0	0	0	0
10/02/2021	Louisiana Tech	W 34-27	5	5	27	3	1	2	2	2	0	0	0	0	0
10/16/2021	at Boston College	W 33-7	2	2	10	1	0	1	1	1	0	0	0	0	0
10/23/2021	at Miami (FL)	L 30-31	4	4	20	2	1	1	2	2	0	0	0	0	0
Totals 26 of 29 (89.7%)			29	26	154	19	8	11	7	8	1	1	0	0	0

Opponents Inside NC State Red-Zone

Date	Opponent	Score	Times	Times	Total	Rush		Pass	FGs	Failed to score inside RZ					
			In RZ	Scored	Pts	TDs	TDs	TDs	Made	FGA	Down	Int	Fumb	Half	Game
09/02/2021	South Fla.	W 45-0	2	0	0	0	0	0	0	0	1	1	0	0	0
09/11/2021	Mississippi St.	L 10-24	2	2	10	1	0	1	1	1	0	0	0	0	0
09/18/2021	Furman	W 45-7	1	1	7	1	0	1	0	0	0	0	0	0	0
09/25/2021	Clemson	W 27-21	3	2	14	2	1	1	0	0	1	0	0	0	0
10/02/2021	Louisiana Tech	W 34-27	4	4	20	2	0	2	2	2	0	0	0	0	0
10/16/2021	Boston College	W 33-7	2	1	7	1	0	1	0	1	0	0	0	0	0
10/23/2021	Miami (FL)	L 30-31	3	3	17	2	0	2	1	1	0	0	0	0	0
Totals 13 of 17 (76.5%)			17	13	75	9	1	8	4	5	2	1	0	0	0



2021-22 NC State Football
By Quarter Statistics
All games

Page 1/1
as of Oct 25, 2021

3rd-Down Conversions

Date	Opponent		Score	Overall	1st Qtr	2nd Qtr	3rd Qtr	4th Qtr	Overtime
09/02/2021	South Fla.	W	45-0	8-13 61.5	3-5 60.0	1-2 50.0	1-3 33.3	3-3 100.0	1-1 100.0
09/11/2021	at Mississippi St.	L	10-24	6-20 30.0	2-5 40.0	0-4 0.0	1-4 25.0	3-7 42.9	0-0 0.0
09/18/2021	Furman	W	45-7	8-13 61.5	3-4 75.0	4-5 80.0	1-2 50.0	0-2 0.0	0-0 0.0
09/25/2021	Clemson	Wot2	27-21	11-21 52.4	3-5 60.0	2-6 33.3	3-4 75.0	2-5 40.0	0-0 0.0
10/02/2021	Louisiana Tech	W	34-27	4-12 33.3	0-1 0.0	1-5 20.0	1-2 50.0	2-4 50.0	0-0 0.0
10/16/2021	at Boston College	W	33-7	5-13 38.5	1-3 33.3	2-5 40.0	1-1 100.0	1-4 25.0	0-0 0.0
10/23/2021	at Miami (FL)	L	30-31	3-14 21.4	1-5 20.0	1-3 33.3	1-4 25.0	0-2 0.0	0-0 0.0
NC State				45-106 42.5	13-28 46.4	11-30 36.7	9-20 45.0	11-27 40.7	1-1 100.0
Opponents				28-105 26.7	6-23 26.1	6-31 19.4	7-27 25.9	8-22 36.4	1-1 100.0

4th-Down Conversions

Date	Opponent		Score	Overall	1st Qtr	2nd Qtr	3rd Qtr	4th Qtr	Overtime
09/02/2021	South Fla.	W	45-0	1-1 100.0	0-0 0.0	0-0 0.0	1-1 100.0	0-0 0.0	0-0 0.0
09/11/2021	at Mississippi St.	L	10-24	1-3 33.3	0-0 0.0	0-0 0.0	0-0 0.0	1-3 33.3	0-0 0.0
09/18/2021	Furman	W	45-7	0-0 0.0	0-0 0.0	0-0 0.0	0-0 0.0	0-0 0.0	0-0 0.0
09/25/2021	Clemson	Wot2	27-21	0-0 0.0	0-0 0.0	0-0 0.0	0-0 0.0	0-0 0.0	0-0 0.0
10/02/2021	Louisiana Tech	W	34-27	0-1 0.0	0-0 0.0	0-0 0.0	0-0 0.0	0-1 0.0	0-0 0.0
10/16/2021	at Boston College	W	33-7	1-1 100.0	0-0 0.0	1-1 100.0	0-0 0.0	0-0 0.0	0-0 0.0
10/23/2021	at Miami (FL)	L	30-31	1-2 50.0	0-0 0.0	0-0 0.0	1-1 100.0	0-1 0.0	0-0 0.0
NC State				4-8 50.0	0-0 0.0	1-1 100.0	2-2 100.0	1-5 20.0	0-0 0.0
Opponents				4-10 40.0	0-0 0.0	2-3 66.7	1-2 50.0	1-4 25.0	0-0 0.0

Time of Possession

Date	Opponent		Score	Overall	1st Qtr	2nd Qtr	3rd Qtr	4th Qtr	Overtime
09/02/2021	South Fla.	W	45-0	29:12	08:41	06:20	06:59	07:12	00:00
09/11/2021	at Mississippi St.	L	10-24	28:54	06:57	06:52	04:54	10:11	00:00
09/18/2021	Furman	W	45-7	32:39	08:02	10:42	04:26	09:29	00:00
09/25/2021	Clemson	Wot2	27-21	41:48	10:36	09:26	08:24	13:22	00:00
10/02/2021	Louisiana Tech	W	34-27	29:17	06:58	06:44	06:19	09:16	00:00
10/16/2021	at Boston College	W	33-7	31:53	06:03	09:25	04:45	11:40	00:00
10/23/2021	at Miami (FL)	L	30-31	28:30	08:00	07:43	04:24	08:23	00:00
NC State				Total	222:13	55:17	57:12	40:11	69:33
				Avg.	31:45	07:54	08:10	05:44	09:56
Opponents				Total	195:56	41:02	56:29	49:44	00:00
				Avg.	27:59	05:52	08:04	07:06	06:57