



NC STATE FOOTBALL

2017 WOLFPACK MEDIA GUIDE



JAYLEN
SAMUELS



BEN KAISER
#79 - OL

JUMICHAEL RAMOS
#85 - WR

DAKWA NICHOLS
#27 - RB

PETER DANIEL
#64 - OT

GAVIN LOCKLEAR
#30 - WR

COLE COOK
#48 - TE

TONY ADAMS
#50 - OG

WOLFPACK OFFENSIVE SENIORS



TABLE OF CONTENTS

2017 TEAM

Bios - Veterans	13
Bios - Newcomers	39
Noting The Pack	3
Quick Facts	2
Roster	10

COACHING STAFF

Head Coach Dave Doeren	44
Assistant Coaches	48
Support Staff	57

2016 IN REVIEW

Defensive Stats, Season	66
Individual Game-by-Game Stats	67
Individual Stats, Season	64
Participation	70
Starters, Game-by-Game	66
Team Stats, Game-by-Game	67
Team Stats, Season	64

THE RECORD BOOK

ACC Statistical Champions	105
By Class	92
Bowl Records	109
Carter-Finley Stadium Records	103
Defensive Records	89
In the AP Poll	101

Individual Records	72
Longest Plays	104
Passing Records	79
Punting Records	86
Receiving Records	82
Returns Records	91
Rushing Records	76
Scoring Records	87
Single Season Team Bests	98
Single Game Team Bests	100
Single Game Opponent Bests	102
Team Highs/Lows	74
The Last Time It Happened	107
Total Offense/All Purpose Records	85

HISTORY

Academic Honors	120
ACC Honors	118
Against All Competition	130
All-Americans	114
All-Time Assistant Coaches	125
All-Time Results	142
AP Poll	101
Coaching Records	141
Letterwinners	126
National & Team Honors	122
NFL History	150
Retired & Honored Jerseys	112
Series Records	148

Yearly Leaders	131
Year-by-Year Records	135
Year-by-Year Team Stats, NC State	137
Year-by-Year Team Stats, Opponent	139

NC STATE UNIVERSITY

Carter-Finley Stadium	162
Chancellor Randy Woodson	160
Close-King Indoor Practice Facility	166
Director of Athletics Deborah A. Yow	161
Media Information	167
Murphy Center	164
NC State University	158

CREDITS

Editor: Annabelle Myers

Editorial Assistance & Research: Gavin Locklear,
Jumichael Ramos

Graphic Design: Austin Gaines

Photo Credits: Steve Coad, Karl DeBlaker, Larry French, Greg Forwerck, Gene Galin, Jed Gammon, Greg Mintel, Ray Reynolds, David Silverman (New England Patriots), Tim Sofranko, Jack Tarr, Peyton Williams, Roger Winstead, USA Today, the Cleveland Browns, the San Francisco 49ers, the Minnesota Vikings.

@PackFootball

Facebook.com/StatePackFootball

@PackFootball



NC STATE FOOTBALL QUICK FACTS



COACHING STAFF

HEAD COACH

Record at school (yrs)
Career Record

Dave Doeren (Drake '93)
25-26 (4 years)
48-30 (6 years)

ASSISTANT COACHES

Offensive Coordinator/QB

Eli Drinkwitz (Ark. Tech '04)

Offensive Line:

Dwayne Ledford (ECU '99)

Running Backs:

Des Kitchings (Furman '00)

WR/Pass Game Coor:

George McDonald (Illinois '99)

TE/FB/Special Teams Coor.:

Eddie Faulkner (Wisconsin '00)

Defensive Coor./LB:

Dave Huxtable (E. Illinois '79)

Cornerbacks:

George Barlow (Marshall '90)

Defensive Line:

Kevin Patrick (Miami '94)

Safeties:

Aaron Henry (Wisconsin '11)

Defensive Quality Control

Nathan Burton

Offensive Quality Control

Kriss Proctor

Spec. Teams Quality Control

Doug Shearer

Defensive GAs

Spencer Brown

James Long

Offensive GAs

Shawn Flaherty

Joseph Calcagni

Director of Strength & Conditioning

Dantonio Burnette (NCSCU '02)

Director of FB Operations:

Joe McKillip (Wisconsin '11)

TEAM INFORMATION

2016 Overall record

7-6

Conference record

3-5

Postseason Bowl

Independence Bowl
(NCSCU 41, Vanderbilt 17)

	Off	Def	ST	Tot
Letterwinners Returning	20	20	4	44
Letterwinners Lost	10	8	1	19
Starters Returning	8	8	2	18
Starters Lost	3	3	0	6

NC STATE FOOTBALL HISTORY

First year of football

1892

All-time record

583-567-55

Bowl Appearances

30 (16-13-1)

STARTERS RETURNING/LOST

(18 returning, 6 lost)

OFFENSE (8 Returning/3 Lost)

OT: Tyler Jones (13), Will Richardson (10)
OG: Tony Adams (13), Garrett Bradbury (13)
C: Joe Scelfo (13)
TE: Cole Cook (9), Jaylen Samuels (10)
QB: Ryan Finley (13)
RB: Matt Dayes (13)
WR: Bra'Lon Cherry (6), Nyheim Hines (6), Stephen Louis (9)

DEFENSE (8 Returning/3 Lost)

DE: Bradley Chubb (13), Kentavius Street (12)
DT: B.J. Hill (13), Justin Jones (13)
WLB: Airius Moore (13)
MLB: Jerod Fernandez (12)
CB: Mike Stevens (12), Jack Tocho (13)
FS: Josh Jones (13)
SS: Shawn Boone (12)
Nick: Dravious Wright (12)

SPECIAL TEAMS (2 Returning)

PK: Kyle Bambarb (7)
P: A.J. Cole (13)

Italics indicates starter LOST

GENERAL INFORMATION

NC STATE UNIVERSITY

Location: Raleigh, NC 27695
Founded: 1887
Enrollment: 34,015
Nickname: Wolfpack
Colors: Red (PMS-186) and White
Conference: Atlantic Coast Conference
President: Dr. Randy Woodson
Athletics Director: Deborah A. Yow


Carter-Finley Stadium

Field: Wayne Day Family Field
Surface: Natural Grass
Capacity: 57,600
Press Box: Vaughn Towers

2017 NC STATE SCHEDULE

Date	Time	TV	Opponent	Game Designation
Sept. 2	3 pm	ESPN	*South Carolina	Belk College Kickoff Game
Sept. 9	6 pm	ACCNE	MARSHALL	Wolfpack Club/Ag Day
Sept. 16	12:20 pm	ACCN	FURMAN	Parents & Families Day
Sept. 23	TBD	TBD	@ Florida State	
Sept. 30	TBD	TBD	SYRACUSE	Military Appreciation Day
Oct. 5 (Thurs)	8 pm	ESPN	LOUISVILLE	
Oct. 14	TBD	TBD	@ Pittsburgh	
Oct. 28	3:30 pm	NBC	@ Notre Dame	
Nov. 4	TBD	TBD	CLEMSON	Homecoming
Nov. 11	TBD	TBD	@ Boston College	
Nov. 18	TBD	TBD	@ Wake Forest	
Nov. 25	TBD	TBD	UNC-CH	Senior Day

*Bank of America Stadium, Charlotte, N.C.





NOTING THE WOLFPACK



"WHERE THE H.. IS JAYLEN SAMUELS?"

Media covering the Wolfpack made charts last season to see where JaySam lined up. The stats crew was always on the lookout for the team's top receiver and scorer. And opponents definitely made sure they knew where the Wolfpack's do-it-all player was before the ball was snapped. One analyst called him a "swiss army knife."

Is he a tight end? Is he a fullback? A wide receiver? A running back? What position does he actually play?

Throughout his career, he's been listed as a TE/FB. He won All-ACC honors at tight end in 2015, pulling down more receptions (65) than any tight end in the country. He's certainly strong enough (even at 5'11, 228) to handle the blocking assignments of a TE, as evidenced by his 73% accuracy on blocking assignments last season. He's led the team in receptions each of the past two years, catching 120 passes in that time frame.

However, he's also an option to run the ball. He's rushed 89 times in the last two seasons, gaining 557 yards. More importantly, he's averaged 6.25 yds per carry, and a TD every 5.9 carries since the beginning of the 2015 season.

Bottom line: a player with Samuels' skill set is rare on any level of football. He's a tight end, a receiver, a running back ... and more - a rare combo of position, although for a player who can run, block and catch ... and do all three well. He truly cannot be defined by a single position, although for 2017, the Wolfpack coaching staff is listing him as the "H" in the offense.

He is truly an all-around player. Maybe that's why Athlon Sports named him a preseason All-American as an all-purpose back.

EXPERIENCE:

Julius Caesar once said, "Experience is the teacher of all things." If that's true, then according to old Jules, the 2017 Wolfpack is pretty well-educated.

Here's a look at the experience on the 2017 NC State roster by the numbers:

- **21** seniors
- **11** returning senior starters for the first time in at least **25** years + two players with multiple career starts who sat out last season (those **13** seniors with starting experience have played in a combined **595** games and boast **277** collective starts).
- All **8** defensive returning starters are seniors, including the entire front **6**. Those **6** have combined to play in **226** career contests. They've tallied **840** tackles, **117.5** tackles for loss and **38.5** sacks.
- **8** of the **9** starters on the two lines are returning.
- All **5** returning offensive linemen have started at least **3** games, **4** have at least one full season as a starter under their belts.
- Not only does every starter return on the defensive line, but **8** of the **9** letterwinners at DE and DT are also back for 2017.

JUNIOR ACHIEVEMENT:

In addition to the high number of senior starters returning for 2017, there is also a strong class of juniors. Besides the three returning senior starters, the other returning starters on offense are all juniors: QB Ryan Finley, WR Nyheim Hines, WR Stephen Louis, OG Garrett Bradbury, OT Will Richardson and OT Tyler Jones.

In 2016, 21 juniors earned varsity letters, while 19 sophomores and 10 freshman also lettered.




Returning starters on the offensive line Garrett Bradbury, Tyler Jones and Will Richardson are all juniors.

QUEEN CITY CONNECTION

A total of 19 players hail from within 45 minutes of Charlotte, including seven starters and five incoming players.

*Tony Adams, OG	Sr.	Charlotte
*Garrett Bradbury, C	RS-Jr.	Charlotte
Kollin Byers, OL	Fr.	Shelby
Will Eason, RB	RS-Fr.	Charlotte
Emeka Emezie, WR	Fr.	Waxhaw
Grant Gibson, DT	Fr.	Charlotte
Vernon Grier, WR	RS-So.	Charlotte
*Tyler Griffiths, SN	Jr.	Indian Trail
*B.J. Hill, DT	Sr.	Oakboro
Chris Ingram, CB	Fr.	Mooresville
Jesse Malit, DE	Fr.	Concord
Jalan McClendon, QB	RS-Jr.	Charlotte
*Nick McCloud, CB	So.	Rock Hill (S.C.)
Stephen Morrison, SAF	RS-Jr.	Weddington
Darian Roseboro, DE	Jr.	Lincolnton
*Jaylen Samuels, H	Sr.	Charlotte
Matt Stevens, LB	RS-Fr.	Charlotte
*Mike Stevens, CB	Sr.	Charlotte
Philip Walton, OT	RS-So.	Charlotte

* - denotes starter



FAMILIAR SITE ...

NC State will open the season at a familiar site - Bank of America Stadium in Charlotte, N.C., in the Belk College Kickoff Game. Since the home of the Carolina Panthers opened in 1996, NC State has played seven games in that venue, the last three of which have been bowl games.

Year	Opponent	Result	Score	Game
1996	East Carolina	L	29-50	Regular Season
1998	UNC	L (OT)	34-37	Regular Season
1999	UNC	L	6-10	Regular Season
2004	ECU	W	52-14	Regular Season
2005	South Florida	W	14-0	Meineke Car Care Bowl
2011	Louisville	W	31-24	Belk Bowl
2015	Mississippi St.	L	28-51	Belk Bowl



CHUBB LOVE:

Defensive end Bradley Chubb enters his senior campaign ranked 12th in NC State history in career tackles for loss (34) and 10th in sacks (16).

A key factor in the Wolfpack ranking eighth nationally in rushing defense, allowing just 108.6 ground yards per game, Chubb tallied 22 tackles for loss in 2016 - the second-best single-season tally in school history and the fourth-best mark in the FBS last season (ironically, he was fourth nationally and third in the ACC).

Only Mario Williams, the No. 1 pick in the 2006 NFL draft, had more TFLs in a single season (27.5) for NC State, than Chubb's junior total. His 10.5 sacks tied for third in the NC State single-season record books and ranked 19th in the FBS for 2016.

Chubb was recently rated as the No. 3 defensive end and No. 17 overall prospect for next year's NFL draft by CBS Sports.

DEFENSIVE DOMINATION

NC State's defense held opponents to 4.42 yards/play on 1st down last year, the 2nd best rate in the nation.



... FAMILIAR FOE

In terms of the opponent in the season opener, there is an even longer history. NC State will face SEC opponent South Carolina in the contest in what will be the 58th meeting between the two schools.

The Wolfpack has played the Gamecocks a total of 57 times since the first meeting in 1900, with the series being almost a dead heat (26-27-4 overall, 6-6 in last 12 meetings). The teams met every year from 1956 - 71 (with the exception of the 1967 season) as ACC rivals, then continued to play annually until 1991.

A TOTAL RUSH

NC State has averaged 202 rushing yards per game during Dave Doeren's tenure as head coach, an average of 2,581 yard per season. Those numbers are the highest in 40 years, spanning back to when the great Ted Brown ran through the ACC, posting the league's all-time rushing mark of 4,602 yards.

Here's a look at the rushing averages under the Wolfpack's last eight head coaches:

Head Coach	Seasons	Total Rushing Yds	Rushing Yds per Season	Rushing Yds per game
Bo Rein	4	10,274	2,568	233.5
Dave Doeren	4	10,323	2,581	202.4
Monte Kiffin	3	6,326	2108	191.7
Mike O'Cain	7	11,727	1,675	150.3
Tom Reed	3	4,950	1,650	150.0
Dick Sheridan	7	11,502	1,643	147.5
Chuck Amato	7	10,242	1,463	121.9
Tom O'Brien	6	8,533	1,422	112.3

EARLY EDITION:

Although many preseason polls were not out at the time of publication, Fox Sports had the Wolfpack ranked No. 24 in its early preseason poll. In ESPN's preseason FPI (Football Power Index) ranking, NC State came in at No. 22.

The FPI comprises four major components: the last four seasons of performance; information on returning starters, with special consideration given to a team returning its starting quarterback; a four-year average recruiting ranking of four systems (ESPN, Scouts, Rivals and Phil Steele); and head coaching tenure. These four components interact and are assigned different weights depending on the team to produce preseason FPI.

THE BAND PLAYS ON :

The Band of Brothers (aka the Wolfpack offensive line) returns four starters from the unit that allowed just 17 sacks in 2016. That was the third-lowest total in the ACC, 19th in the FBS and the best mark for NC State since 2003. It also tied as the sixth-lowest sacks allowed tally in school history. Behind the BoB, the Pack was sacked on just 3% of its pass attempts in 2016.

The only hole left from last season is at center, where Joe Scelfo played last season. During the spring, RS-Jr. Garrett Bradbury moved over from his left guard spot to center. Terronne Prescod, who started three games at right guard in 2016 has moved to LG.



SPRING BREAK WITH A PURPOSE

For the last four years, including his senior year of high school, junior punter A.J. Cole has spent his spring break on a missions trip to Nakuru, Kenya, where he has ministered to the children at the Mountain Park Academy. His second visit came during his first semester at NC State - in March of 2015. He came back from that trip and spread the word to his teammates.

In 2016, two more members of the Pack, RB Brady Bodine and CB Nick Lacy, joined Cole. This past spring, LB Airius Moore joined that trio for the weeklong trip.





LOUIS GOES LONG

Rising redshirt junior wide receiver Stephen Louis had a dramatic comeback from two shoulder surgeries last season, leading the team with 678 receiving yards. He was the first player since Jericho Cotchery in 2003 to post three 100-yard games in a season, although he ranked third on the 2016 squad in total receptions with 35.

Louis definitely made the most of those 35 opportunities. He averaged 19.37 yards per catch last season, the third-best mark in the ACC and the No. 13 average in the FBS. That mark ranks ninth in school history, while his 17.86 yards per catch mark for his career is the fourth-best ever for a Wolfpack receiver.

After earning the team's Gary Rowe Award for wide receiver of the year, Louis was also a co-recipient of the Ken McNeill Iron Wolf Award, which is given annual for a player making a comeback from an injury.

WE'LL BE KEEPING THAT

Since 2014, NC State has been extremely selfish when it comes to giving up the football. In 2015, the Wolfpack set a school record for fewest turnovers with just 13 (seven fumbles lost and six INTs). The previous year, Dave Doeren's squad lost the ball just 15 times. Last season, that number was up to 20 (eight came in a three-game span against top-11 defenses: Clemson, Louisville and Boston College).

That three year total of 48 turnovers is the lowest in any three year span dating back to 1953, when the ACC was founded.

KICKING WARS

Only 12 FBS teams connected on fewer field goals than NC State's nine in 2016 and the Pack's 17 FG attempts for the season was also among the nation's lowest. Sophomore Kyle Bambard and graduate transfer Connor Haskins both struggled, with Bambard connecting on just five of 10 attempts and Haskins going 4-for-7.

Haskins has completed his eligibility, and although Bambard has returned for his junior campaign, a transfer has joined the squad and Dave Doeren says the job will be "his to lose."

Graduate transfer Carson Wise will have two seasons to play in Raleigh after connecting on 21 of 31 FG attempts and connecting on 97-101 PATs in his two-year career at Carson Newman. He earned All South Atlantic Conference honors as a freshman and sophomore.

SENIOR STARTERS

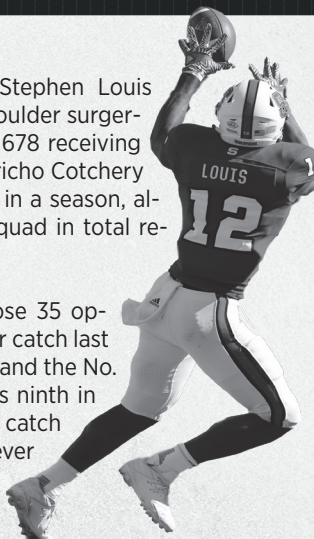
NC State has 13 seniors on the 2017 roster with starting experience, including 11 who were starters last season. All eight returning starters on defense are seniors - including the entire front six.

Senior Starters Under Dave Doeren

Year	Sr. Starters
2017	11
2016	2
2015	6
2014	5
2013	3

CLOSE CALLS

Four of five losses in 2016 were by seven points or less, including two by four points or less and one (vs. national champion Clemson) that went into overtime.



TOUGH OPPOSITION

NC State will face eight teams that advanced to bowl games in 2016 and three that finished in the top 25 of the AP poll. The defending national champions and the 2016 Heisman Trophy winner will both play at Carter-Finley in 2017.

HOW LOW CAN YOU GO?

NC State's defense has showed steady improvement since Dave Doeren was named head coach in December of 2012 and under the guidance of defensive coordinator Dave Huxtable. In terms of total defense, the Wolfpack's national ranking has gone from 68th in the FBS, to 24th.

They inherited a team that had ranked 68th in the NCAA in total defense, giving up over 400 yards per game. In 2013, NC State improved its national ranking (FBS) to 61st, but still gave up 399.4 yards per contest.

Prior to the 2014 season, the Wolfpack switched to a 4-2-5 alignment and improved to a No. 46 total defense ranking, allowing 373.1 ypg. In 2015, that ranking was up to 29th, as the Pack surrendered 350.7 yards. Last season, the ranking was even better - 24th, 352.8.

Here's a look at how the Pack's total defense ranking has gotten lower and lower under Doeren:

Year	FBS Rank	Yards Allowed
2012	68th	404.7
2013	61st	399.4
2014	46th	373.1
2015	29th	350.7
2016	24th	352.8



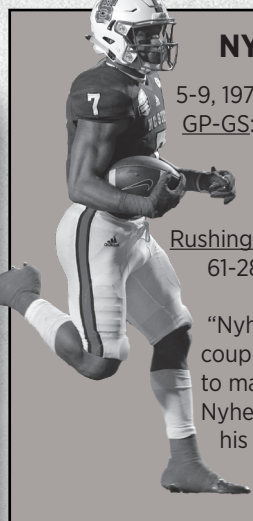
TURNING THE TASSEL: Since Dave Doeren was named the head coach of the Wolfpack in December of 2012, 87 NC State football student-athletes have earned their degrees. That means an average of almost 10 players have graduated in each of the past nine graduation ceremonies (fall and spring).



TOUGH CLEATS TO FILL:

Although the Wolfpack lost just three starters on offense, one of them leaves a particularly big statistical gap. RB Matt Dayes (now with the Cleveland Browns) accounted for 49% (249 of 504) of the team's carries last season and rushed for 1,166 yards.

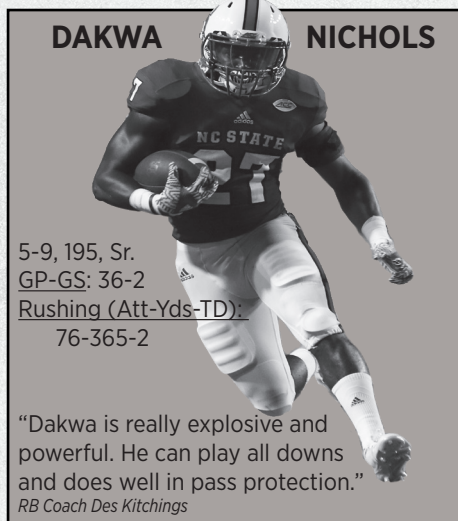
A trio of talented, experienced players are champing at the bit to pick up the available yards.



NYHEIM HINES
5-9, 197, Jr.
GP-GS: 26-11 (1 at RB)

Rushing (Att-Yds-TD):
61-287-1

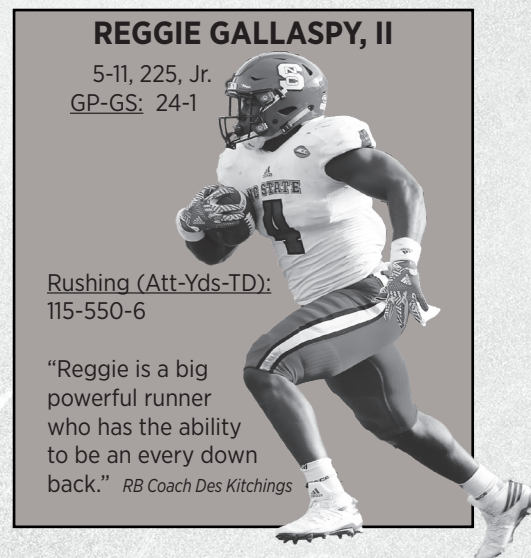
"Nyheim has elite speed coupled with the ability to make plays in space. Nyheim plays bigger than his size."
RB Coach Des Kitchings



DAKWA NICHOLS
5-9, 195, Sr.
GP-GS: 36-2

Rushing (Att-Yds-TD):
76-365-2

"Dakwa is really explosive and powerful. He can play all downs and does well in pass protection."
RB Coach Des Kitchings



REGGIE GALLASPY, II
5-11, 225, Jr.
GP-GS: 24-1

Rushing (Att-Yds-TD):
115-550-6

"Reggie is a big powerful runner who has the ability to be an every down back."
RB Coach Des Kitchings

WELCOME BACK

In addition to returning 18 starters from last season, the 2017 Wolfpack adds three players who were key players in 2015, including two who started games. Two of those players will be playing different positions than they played the last time they suited up for a game.

Wide receiver JuMichael Ramos underwent two knee surgeries last year, and although he wasn't medically cleared for spring drills, he hopes to be back for fall camp. "J-Mike" started seven games at receiver in 2015 and was State's second-leading receiver with 34 grabs. In 2013 he tied the program's freshman record for touchdown receptions with three.

Another RS senior, Johnathan Alston, played alongside Ramos at WR for three seasons, starting six games in 2014 and four in 2015. The former HS safety moved to cornerback last spring and worked with the defensive scout team as he sat out last season. With the graduation of four-year starter Jack Tocho, Alston could quickly move into the rotation at CB.


RS - junior Germaine Pratt spent his freshman and sophomore seasons at safety (starting one game in 2014), but moved to linebacker for 2016 spring drills before undergoing shoulder surgery in April. Pratt came to NC State weighing 195 and now weighs in at 235.



WR JuMichael Ramos



CB Johnathan Alston



LB Germaine Pratt

EARLY BIRDS

NC State has definitely benefited from having early enrollees in the past three seasons, although with more experience, an early enrollment promises to give those young players an even better chance to

develop.

In 2014, five of the seven early enrollees ended up earning significant playing time as rookies and five of those seven started games for the Wolfpack.

In 2015, seven signees were January enrollees who went through spring drills. All seven ended up seeing playing time (although one suffered an injury and ended up redshirting) and four started games.

In 2016, eight players enrolled early for the Wolfpack and each ended up being able to redshirt the season. This season, seven players enrolled for the spring semester: OL Kollin Byers, TE Damian Darden, DE Xavier Lys, QB Matt McKay, RB Damontay Rhem, WR Antoine Thompson.



HARMON(Y)

Last season, Kelvin Harmon set a school record for touchdown receptions by a freshman with five. The Palmyra, N.J., native's 462 receiving yards was the third-best mark ever by a Wolfpack rookie.

Harmon led all wide receivers in TD grabs with five. He was one of five Wolfpack receivers to turn in a 100-yard game in 2016 - a mark that ranked second nationally.

With four starts in 2016, Harmon led all true freshmen. He was named to the Athlon Sports All-Freshman team and earned the Wolfpack's Philip Rivers Freshman of the Year Award.

REDSHIRT RESULTS

One of the touchstones of NC State head coach Dave Doeren's vision for his football program is player development. The Wolfpack staff spends countless hours planning programs that will ensure their players grow into better athletes, better students and better men.

One key to player development is the ability to redshirt. That redshirt season is invaluable as it gives players an opportunity to grow athletically, academically and emotionally. One visible sign of the Wolfpack improvement as a program is that the 2017 roster boasts 30 redshirt freshmen- the highest number in Doeren's tenure (for reference, there were only 18 in the spring of '14 - his first year at NC State).

That extra year in the strength and conditioning program has been invaluable to these young men, particularly on the offensive and defensive lines. But just what difference can a redshirt year make for a young player?

Here's a look at some of the improvements a handful of redshirts made between the end of the summer in 2016 and the end of the 2016 season..

Player	Clean	Squat	Bench	225 reps	Vertical	Weight
Shug Frazier, DL	+66	+45	+25	+5	NA	+3
Daeshawn Stephens, WR	+52	+60	+35	+3	+3.3	+11
Harrison Gee, OL	+56	+120	+35	+2	+1.3	+23
Joe Sculthorpe, OL	+110	+140	+40	+20	+2	-1



FAMILIAR FINLEY

There wasn't a single member of the Wolfpack squad who had ever played in a game with QB Ryan Finley before the season opener on Sept. 1, 2016. In fact, nobody on the team had ever gone through a practice with the transfer from Boise State prior to Aug. 1, when fall camp began.

Despite his late arrival, Finley, a sophomore in 2016, posted impressive numbers during his first season in Raleigh. He posted the third-best single-season completion percentage in school history (.604), threw for 3,059 yards (sixth in school history) and 18 touchdowns (11th in school history).

Fast forward to 2017 and Finley is a familiar factor in the Wolfpack offense. He has established himself as the Pack's field general and, with 15 added pounds and added strength, will be more of a threat to run the ball as a junior.

HAPPY BIRTHDAY

Wolfpack football celebrates it's 125th birthday in 2017, just a year after celebrating the 50th anniversary of the first game in Carter-Finley Stadium. NC State (then known as The North Carolina College of Agriculture and Mechanic Arts), played its first football game against a team from the Raleigh Male Academy on March 12, 1892 in what is now Pullen Park in front of 200 spectators.

A&M's team colors were pink and blue. The coaches were professors who had to be convinced annually to coach the students about a game they barely knew themselves. The length of the first season was a single game, which A&M won 12-6.

From those humble beginnings, NC State University has been competing at the highest level of college athletics for more than a century, as a charter member of both the Southern Conference and, later, the Atlantic Coast Conference.




FROM ROOMMATES TO RIVALS:

Of the 128 NCAA Division I football programs in 2014, three of them boasted head coaches who began their careers on the same staff.

In 1997, Dave Doeren was in his first collegiate coaching stop, serving in his third year as the linebackers coach at Drake. His roommates that year was defensive graduate assistant, Chris Ash, while another grad assistant, Charlie Partridge, also worked with the defense.

All three would end up being Division I head coaches. Doeren was first, taking the Northern Illinois job in 2011. In 2014, Partridge was named the head coach at Florida Atlantic (he is now coaching the defensive line at Pitt) and in 2016, Ash was took over the Rutgers football program.

Doeren left Drake after the 1997 season to take a graduate assistant position at USC.



CENTURY MEN

Five different receivers turned in eight 100-yard games last season - the most individual 100-yard receivers for a season in school history. Four of those five dynamic players (Kelvin Harmon, Nyheim Hines, Stephen Louis, Jaylen Samuels) return for 2017.


TALENTED TACKLER TANDEM

Although much has been made of the Wolfpack's talented defensive line, one group that may not necessarily get the attention it deserves is NC State's talented tandem of senior linebackers: Airius Moore and Jerod Fernandez.

That dynamic duo - Fernandez in the middle and Moore at WLB - has combined to play in 77 career games with 60 starts, see 4,005 snaps from scrimmage

(+ numerous special teams snaps), tally 413 tackles and 36.5 tackles for loss.

They ranked as the Wolfpack's second and third-leading tacklers last season behind second-round draft choice Josh Jones.



Airius Moore (58) and Jerod Fernandez (4)

#QBU

In 2017, NC State looks to have more former players starting at quarterback for NFL teams than any other school. Only three other schools have more than one alum starting at QB among the 32 NFL squads.

This offseason, Mike Glennon (2009-12) signed to become the starter for the Chicago Bears. He follows in the footsteps of the Los Angeles Chargers' Philip Rivers (2000-03) and Seattle's Russell Wilson (2008-10) as former NC State QBS now entrenched as starters in the NFL.

Last season, the Wolfpack and USC were the only colleges to have three different alums start an NFL game, although Rivers and Wilson were the only season-long starters.

In addition to those three, Jacoby Brissett went on to win a Super Bowl ring with the New England Patriots. He started a pair of games early in the season for the World Champions.

Over the last three summers those four have signed NFL contracts totaling \$219.26 million, and they will combine to make an estimated \$58.6 million in 2017.



TRACKING DOWN NYHEIM

It's been a busy year for junior Nyheim Hines. He had barely untied his cleats following the Independence Bowl (where he returned a kick 100 yards!) when he was lacing up his spikes and joining back up with the NC State track team.

During the indoor season, he earned second-team All-ACC honors in the 60 meters, finishing sixth in the finals. Following the ACC meet, he came back and went through part of spring practice with the football squad, then went back to competing during the outdoor track season.



Hines earned first-team all-conference honors outdoors, finishing third in the 100 meters, and was a member of the ACC Champion 4x100 meter relay squad, which qualified for the NCAA regional meet and posted the fifth-fastest time in school history: 39.14. In 2016, Hines won All-America honors as a member of the 4x100 meter squad.

NOT TRACKING DOWN NYHEIM

With two seasons of eligibility remaining, Nyheim Hines is the only player in school history and one of only four in ACC history, to tally two 100-yard kickoff returns in a career.

The junior had his first coast-to-coast return as a freshman against Clemson, and repeated the feat in the Independence Bowl victory over Vanderbilt.

Hines has posted two of the top five single season kick return totals in school history (920 yards in 2015 and 782 yards in 2016). After just two years, he ranks fifth in school history in kickoff return yards (1,702) and sixth in KOR average (25.4).

Here's a look at the small group of players in ACC history with more than one 100-yard kickoff return in their careers:

Name, School	100-yard kickoff returns
Nyheim Hines, NC State	2015 vs. Clemson 2016 vs. Vanderbilt
Devon Edwards, Duke	2013 vs. NC State 2015 vs. Georgia Tech
Marquis Weeks, Virginia	2002 vs. UNC 2004 vs. UNC
Derrick Hamilton, Clemson	2001 vs. Maryland 2003 vs. UNC

STOP

PING THE RUN

The Wolfpack's defense allowed just 108.6 rushing yards per game last season, the fifth-best mark in school history and the eight-best in the FBS for 2016.

Five Wolfpack opponents were held to less than 70 rushing yards, tying the school record. In the past three years, NC State has held 14 opponents to less than 70 rushing yards.

The good news is that the front six from that defense returns for 2017 and the Wolfpack's defensive line was ranked No. 5 in the country by ESPN analyst Cole Cubelic in the preseason.



NEW COACHES WERE STANDOUT PLAYERS:

The Wolfpack's defensive staff, underwent some changes during the offseason, as two assistants who Dave Doeren hired when he took the NC State job were able to advance in their coaching careers. Former Wolfpack linebacker Clayton White, who had coached the safeties for the past four years, was named defensive coordinator at Western Kentucky. Defensive line coach Ryan Nielsen, who had worked for Doeren for the past six seasons (four at NC State and two at Northern Illinois) was named the d-line coach for the New Orleans Saints.



Aaron Henry

Kevin Patrick

Doeren replaced White with Aaron Henry, a young coach has coached in the Big Ten and SEC, and was recruited by and played under Doeren at Wisconsin. The Immokolee, Fla., native was an All-Big Ten performer for Wisconsin, where he helped lead the Badgers to three consecutive Big Ten titles, including victories in each of the first two Big Ten Championship Games. As a senior, he started all 14 games and finished the year with 67 tackles, including three for loss with one sack, four interceptions and seven passes defended.

He has coached previously at Rutgers and Arkansas.

Kevin Patrick, who has mentored several current NFL linemen, most notably first-round pick Jason Pierre-Paul of the New York Giants, is now coaching the experienced NC State d-line. The former All-American defensive end also coached Terrell McClain (Dallas Cowboys) and current free agent George Selvie. His resume includes stops at South Florida, North Texas and Texas Tech.

A 1993 All-American and team MVP for the Miami Hurricanes, Patrick finished his career with 174 total tackles and 23 sacks, the fifth highest total in program history. He was also a two-year letterwinner in track and field, throwing the shot put and discus during his junior and senior years. Patrick - whose brief stint in the NFL was hampered by shoulder injuries - was inducted into the University of Miami Sports Hall of Fame in 2015.

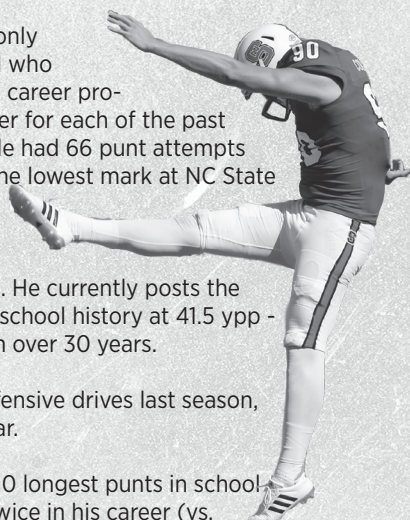
COLE'S ROLE:

A.J. Cole might be the only member of the NC State squad who hopes to see his role diminished as his career progresses. The Wolfpack's starting punter for each of the past two seasons (i.e. his entire career), Cole had 66 punt attempts in 2015 and just 53 in 2016. That was the lowest mark at NC State since the 2010 campaign.

When he HAS been called into action, however, Cole has made the most of it. He currently posts the fourth-best career punting average in school history at 41.5 ypp - the best mark for a Wolfpack punter in over 30 years.

NC State punted on just 39% of its offensive drives last season, down from 43% in Cole's freshman year.

Cole is responsible for two of the top 10 longest punts in school history, as he has booted 72-yarders twice in his career (vs. Boston College in 2015 and vs. Wake Forest last season). He is the only player in school history who has two kicks listed among the top 10 longest.



GIVING BACK

A cornerstone of Dave Doeren's vision for NC State football is giving back to the community. His passion for service has been contagious, as now many members of his team are finding individual service initiatives, in addition to those they undertake with their team and position groups.

During Doeren's tenure, his young men have turned in more than 6,000 collective hours of community service. In addition to countless opportunities that the players can sign up to attend, each position group has also chosen its own service project.



Bradley Chubb, Germaine Pratt, Kelvin Harmon, Nick Lacy, Dexter Wright and B.J. Hill visit the Wake Med Children's Hospital.

BOWLING ALONG

The Wolfpack senior class is looking to become only the seventh team in school history to qualify for four straight bowl games. NC State's seniors have been to the 2014 Bitcoin St. Petersburg Bowl (W), the 2015 Belk Bowl (L) and the 2016 Independence Bowl (W).

ALPHABETICAL ROSTER

No.	Name	Pos.	Hgt.	Wgt.	Cl.	Hometown, (Last School)
15	Louis Acceus	LB	6'0	210	Fr.	Spring Valley, N.Y. (St. Joseph)
50	Tony Adams	OG	6'2	315	Sr.	Charlotte, N.C. (Independence)
91	Asa Alexander	P	5'10	214	RS - Fr.	Greenville, N.C. (Rose)
54	Davion Allred	DE	6'0	228	RS - Sr.	Raleigh, N.C. (Millbrook)
5	Johnathan Alston	CB	6'0	210	RS - Sr.	Bunn, N.C. (Bunn)
42	Dylan Autenrieth	TE	6'4	242	RS - Fr.	Dallas, Ga. (N. Paulding)
92	Kyle Bambard	PK	5'8	190	Jr.	Wixom, Mich. (Walled Lake Western)
19	Bryce Banks	NIC	6'2	192	RS - Fr.	Columbia, Mo. (Rock Bridge)
69	Evin Bellamy	DE	6'2	220	RS - So.	Leland, N.C. (N. Brunswick)
42	Danny Blakeman	LB	6'2	227	Fr.	Raleigh, N.C. (Leesville Road)
33	Brady Bodine	RB	5'10	200	RS - Jr.	Camp LeJeune, N.C. (Camp Lejeune)
24	Shawn Boone	SAF	5'10	206	Sr.	W. Palm Beach, Fla. (Dwyer)
88	Adam Boselli	TE	6'5	220	Fr.	Ponte Vedra, Fla. (Episcopal)
65	Garrett Bradbury	OG/C	6'3	300	RS - Jr.	Charlotte, N.C. (Charlotte Christian)
29	Marquise Braxton	FB	6'1	226	RS - So.	Greenville, N.C. (Rose)
52	Kendall Brown	OT	6'5	290	RS - Fr.	Jacksonville, Fla. (Trinity Christian)
94	Kevince Brown	DE	6'6	242	Fr.	Winter Park, Fla. (Winter Park)
36	William Brown, III	CB	5'10	192	RS - So.	Raleigh, N.C. (Cardinal Gibbons)
91	Eurndraus Bryant	DT	6'1	325	Jr.	N. Charleston, S.C. (Ft. Dorchester)
56	Kollin Byers	OL	6'4	276	Fr.	Shelby, N.C. (Crest)
73	Justin Chase	OT	6'5	302	RS - Fr.	Chesapeake, Va. (Great Bridge)
9	Bradley Chubb	DE	6'4	275	Sr.	Marietta, Ga. (Hillgrove)
90	A.J. Cole III	P	6'4	230	Jr.	College Park, Ga. (Woodward Academy)
21	Erin Collins	RB	6'1	200	Fr.	Plant City, Fla. (Armwood)
48	Cole Cook	TE	6'6	250	Sr.	Carrollton, Ga. (Carrollton)
14	Woody Cornwell	QB	6'2	210	RS - Jr.	Lake Junaluska, N.C. (Tuscola)
33	Dalton Counts	SAF	6'0	211	Fr.	Raleigh, N.C. (Garner)
47	Caymon Czesak	NIC	6'2	200	Fr.	Wilmington, N.C.
31	Tyler Dabbs	WR	5'9	192	RS - Fr.	Eden, N.C. (Morehead)
38	Will Dabbs	SAF	5'10	197	RS - Fr.	Eden, N.C. (Morehead)
64	Peter Daniel	OT	6'6	305	RS - Sr.	Raleigh, N.C. (Broughton)
47	Damien Darden	TE	6'3	250	Fr.	Pikeville, N.C. (Aycok)
46	Logan DeBoer	FB	6'1	230	RS - Fr.	Pittsburgh, Pa. (Montour/Fork Union)
41	Will Eason	RB	5'7	173	RS - Fr.	Charlotte, N.C. (Mallard Creek)
86	Emeka Emezie	WR	6'3	195	Fr.	Waxhaw, N.C. (Marvin Ridge)
66	Joshua Fedd-Jackson	OT	6'3	336	Fr.	Montvale, N.C. (St. Joseph)
4	Jerod Fernandez	LB	6'0	227	RS - Sr.	Sanford, Fla. (Lake Mary)
15	Ryan Finley	QB	6'4	210	Gr. (RS Jr.)	Phoenix, Az. (Boise State (Paradise Valley)
82	Max Fisher	WR	6-3	205	Fr.	Upper Marlboro, Md (Gonzaga College HS)
68	Charles Fletcher	OL	6'2	273	Fr.	Greenville, N.C. (Rose)
75	Bryce Folsom	OL	6-4	287	RS - Fr.	Alpharetta, Ga. (Chattahoochee)
90	Ben "Shug" Frazier	DT	6'3	316	RS - Fr.	Buford, Ga. (Buford)
25	Reggie Gallaspy II	RB	5'11	225	Jr.	High Point, N.C. (S. Guilford)
76	Harrison Gee	OG	6'3	301	RS - Fr.	Burlington, N.C. (Walter Williams)
73	Grant Gibson	DT	6'1	295	Fr.	Charlotte, N.C. (Mallard Creek)
99	Trenton Gill	P	6'4	187	Fr.	Hillsborough, N.C. (Cedar Ridge)
37	Vernon Grier	CB	5'10	180	RS - So.	Charlotte, N.C. (Mallard Creek)
11	Stephen Griffin	SAF	6'2	205	Jr.	Charlotte, N.C. (South Meck/Tennessee)
57	Tyler Griffiths	LS	6'2	230	Jr.	Indian Trail, N.C. (Sun Valley)
3	Kelvin Harmon	WR	6'3	213	So.	Palmyra, N.J. (Palmyra)
98	B.J. Hill	DT	6'4	315	Sr.	Oakboro, N.C. (W. Stanley)
7	Nyheim Hines	RB	5'9	197	Jr.	Garner, N.C. (Garner)
55	Deonte Holden	DE	6'4	240	Gr. (RS-Jr.)	Landover, Md. (Demathan Catholic)
25	Chris Ingram	CB	6-0	180	Fr.	Mooreville, N.C. (Mooreville)
96	Dante Johnson	DT	6'3	248	Fr.	Apopka, Fla. (Wekiva)
99	Quentez Johnson	DT	6'2	308	RS - So.	Ellenwood, Ga. (Cedar Grove)
27	Justin Jones	DT	6'2	312	Sr.	Austell, Ga. (S. Cobb)
53	Tyler Jones	OT	6'3	300	RS - Jr.	Stone Mountain, Ga. (Stephenson)

NUMERICAL ROSTER

No.	Name	Pos.
1	Jaylen Samuels	H
2	Mike Stevens	CB
2	Jalan McClendon	QB
3	Kelvin Harmon	WR
3	Germaine Pratt	LB
4	Jerod Fernandez	LB
5	Johnathan Alston	CB
7	Nyheim Hines	RB
8	Maurice Trowell	WR
9	Bradley Chubb	DE
10	Freddie Phillips, Jr.	NIC
11	Jakobi Meyers	WR
11	Stephen Griffin	SAF
12	Stephen Louis	WR
13	Matthew McKay	QB
13	Stephen Morrison	SAF
14	Dexter Wright	SAF
14	Woody Cornwell	QB
15	Ryan Finley	QB
15	Louis Acceus	LB
19	C.J. Riley	WR
19	Bryce Banks	NIC
20	Trae Meadows	NIC
21	Erin Collins	RB
21	Nick McCloud	CB
22	Isaiah Stallings	SAF
24	Shawn Boone	SAF
24	Nakia Robinson, Jr.	RB
25	Reggie Gallaspy II	RB
25	Chris Ingram	CB
26	Nicholas Lacy	CB
27	Justin Jones	DL
27	Dakwa Nichols	RB
28	Dylan Parham	TE
28	Demontay Rhem	RB
29	Marquise Braxton	FB
29	Raven Saunders	LB
30	Gavin Locklear	WR
30	James Valdez	CB
31	Jarius Morehead	SAF
31	Tyler Dabbs	WR
32	Riley Nicholson	LB
33	Brady Bodine	RB
33	Dalton Counts	SAF
34	Tiim Kidd-Glass	SAF
35	Kentavius Street	DE
36	Brock Miller	LB
36	William Brown	CB
37	Vernon Grier	CB
37	Jessie Malit	DE
38	Will Dabbs	SAF
38	Carson Wise	PK
39	James Smith-Williams	DE
41	Will Eason	RB
41	Isaiah Moore	LB
42	Dylan Autenrieth	TE
42	Danny Blakeman	LB
43	David Pierson	LB
44	Bryan Smith	DE



No.	Name	Pos.	Hgt.	Wgt.	Cl.	Hometown (Last School)	No.	Name	Pos.
79	Ben Kaiser	OG	6'3	292	RS - Sr.	Pasadena, Calif. (Pasadena CC/S. Pasadena)	44	Fredrick Strickland	LB
52	Ibrahim Kante	DE	6'5	235	Fr.	New York, N.Y. (Trinity Pawling)	45	Darian Roseboro	DE
34	Tim Kidd-Glass	SAF	6'1	202	So.	Danville, Va. (George Washington)	46	Logan DeBoer	FB
26	Nicholas Lacy	CB	5'7	182	RS - Sr.	Pinehurst (Pinecrest)	47	Cayman Czesak	NIC
30	Gavin Locklear	WR	5'10	195	RS - Sr.	Apex, N.C. (Apex)	47	Damien Darden	TE
12	Stephen Louis	WR	6'2	217	RS - Jr.	W. Palm Beach, Fla. (Palm Beach Lakes)	48	Cole Cook	TE
97	Xavier Lyas	DE	6'4	215	Fr.	Plant City, Fla. (Durant)	49	Matt Stevens	LB
37	Jessie Malit	DE	6'3	215	Fr.	Concord, N.C. (Cox Mill)	50	Tony Adams	O
97	Jackson Maples	PK	5'10	195	RS - Jr.	West End, N.C. (Pinecrest)	50	Jackson Quiggle	LS
2	Jalan McClendon	QB	6'5	221	RS - Jr.	Charlotte, N.C. (W. Mecklenburg)	52	Kendall Brown	OT
21	Nick McCloud	CB	6'1	190	So.	Rock Hill, S.C. (S. Pointe)	52	Ibrahim Kante	DE
74	Emanuel McGirt, Jr.	OT	6'6	300	RS - So.	Durham, N.C. (Hillside)	53	Tyler Jones	OT
13	Matthew McKay	QB	6'3	200	Fr.	Raleigh, N.C. (Wakefield)	54	Will Richardson	OT
20	Trae Meadows	NIC	6'2	190	So.	Greensboro, N.C. (Dudley)	54	Davion Allred	DE
11	Jakobi Meyers	WR	6'2	193	RS - So.	Lithonia, Ga. (Arabia Mountain)	55	Deonte Holden	DE
36	Brock Miller	LB	6'3	228	RS - Fr.	Port St. Lucie, Fla. (Carroll Catholic)	56	Kollin Byers	OL
58	Airius Moore	LB	6'0	237	Sr.	Beavercreek, Ohio (Beavercreek)	57	Tyler Griffiths	LS
41	Isaiah Moore	LB	6-3	220	Fr.	Chester, Va. (Bird)	58	Airius Moore	LB
31	Jarius Morehead	SAF	6'1	217	RS - So.	Whitsett, N.C. (E. Guilford)	59	Liam Ryan	OL
13	Stephen Morrison	SAF	5'11	201	RS - Jr.	Weddington, N.C. (Weddington)	60	Grant Pacanovsky	OL
92	Larrell Murchison	DT	6'4	270	Jr.	Elizabethtown, N.C. (Louisburg Coll/E. Blander)	62	Bryson Speas	OL
27	Dakwa Nichols	RB	5'9	195	RS - Sr.	Rockingham, N.C. (Rockingham)	64	Peter Daniel	OT
32	Riley Nicholson	LB	6'0	237	Jr.	Kissimmee, Fla. (Osceola)	65	Garrett Bradbury	OG/C
60	Grant Pacanovsky	OL	6'0	265	RS - Fr.	Cary, N.C. (Green Hope)	66	Joshua Fedd-Jackson	OT
28	Dylan Parham	TE	6'4	224	RS - Fr.	Raleigh, N.C. (Southeast)	67	Justin Witt	OT
10	Freddie Phillips, Jr.	NIC	6'1	208	Jr.	Pelion, S.C. (Pelion)	68	Charles Fletcher	OL
43	David Pierson	LB	6'0	228	RS - Fr.	Wendell, N.C. (Jireh Prep)	69	Evin Bellamy	DE
3	Germaine Pratt	LB	6'3	235	RS - Jr.	High Point, N.C. (Central)	70	Terrone Prescod	OG
70	Terronne Prescod	OG	6'5	331	RS - Jr.	Decatur, Ga. (Columbia)	71	Joe Sculthorpe	C
50	Jackson Quiggle	LS	5'10	207	RS - Fr.	Sanford, N.C. (Southern Lee)	72	Philip Walton, Jr.	OT
85	JuMichael Ramos	WR	6'2	200	RS - Sr.	Lovejoy, Ga. (Lovejoy)	73	Justin Chase	OT
28	Damontay Rhem	RB	5'11	221	RS - So.	Wendell, N.C. (UNC Pembroke/E. Wake)	73	Grant Gibson	DT
54	Will Richardson	OT	6'6	322	RS - Jr.	Burlington, N.C. (Cummings)	74	Emanuel McGirt, Jr.	OT
19	C.J. Riley	WR	6'4	204	RS - Fr.	Coconut Creek, Fla. (N. Broward Prep)	75	Bryce Folsom	OL
95	Tyrone Riley	DE	6'6	285	RS - So.	Savannah, Ga. (Calvary Day School)	76	Harrison Gee	OG
24	Nakia Robinson, Jr.	RB	5'11	185	Fr.	Miami, Fla. (Miami Jackson)	78	Aaron Wiltz	OG
45	Darian Roseboro	DE	6'4	287	Jr.	Lincolnton, N.C. (Lincolnton)	79	Ben Kaiser	OG
89	Thomas Ruocchio	TE	6'3	245	RS - Fr.	Raleigh, N.C. (Cardinal Gibbons)	80	Antoine Thompson	WR
59	Liam Ryan	OL	6'2	300	Fr.	Cary, N.C. (Fork Union/Cary)	82	Max Fisher	WR
1	Jaylen Samuels	H	5'11	228	Sr.	Charlotte, N.C. (Mallard Creek)	83	Daeshawn Stephens	WR
29	Raven Saunders	LB	6'1	220	Fr.	Riviera Beach, Fla. (Dwyer)	85	JuMichael Ramos	WR
71	Joe Sculthorpe	C	6'3	307	RS - Fr.	Hampstead, N.C. (Topsail)	86	Emeka Emezie	WR
44	Bryan Smith	DE	6'2	259	RS - Sr.	Oxford, N.C. (Webb)	88	Adam Boselli	TE
39	James Smith-Williams	DE	6'4	258	RS - So.	Raleigh, N.C. (Millbrook)	89	Thomas Ruocchio	TE
62	Bryson Speas	OL	6'4	265	Fr.	Greensboro, N.C. (Dudley)	90	A.J. Cole III	P
22	Isaiah Stallings	SAF	6'4	219	RS - Fr.	Fayetteville, N.C. (Terry Sanford)	90	Shug Frazier	DT
83	Daeshawn Stephens	WR	6'1	214	RS - Fr.	Durham, N.C. (Hillside)	91	Eurndraus Bryant	DL
49	Matt Stevens	LB	6'0	228	RS - Fr.	Charlotte, N.C. (Hough)	91	Asa Alexander	P
2	Mike Stevens	CB	5'11	190	Sr.	Charlotte, N.C. (Davidson Day)	92	Kyle Bamard	PK
35	Kentavius Street	DE	6'2	284	Sr.	Greenville, N.C. (Rose)	92	Larrell Murchison	DT
44	Fredrick Strickland	LB	6'2	202	RS - So.	Harrells, N.C. (Harrells Christian Academy)	94	Kevin Brown	DE
80	Antoine Thompson	WR	6'1	183	Fr.	Plant City, Fla. (Plant City)	95	Tyrone Riley	DE
8	Maurice Trowell	WR	5'11	196	RS - Jr.	Durham, N.C. (Southern Durham)	96	Dante Johnson	DT
30	James Valdez	CB	5'11	193	RS - Fr.	Orangeburg, S.C. (Orangeburg-Wilkinson)	97	Xavier Lyas	DE
72	Philip Walton, Jr.	OT	6'7	305	RS - So.	Charlotte, N.C. (Charlotte Christian)	97	Jackson Maples	PK
78	Aaron Wiltz	OG	6'5	307	RS - So.	Baton Rouge, La. (Catholic)	98	B.J. Hill	DT
38	Carson Wise	PK	5'10	170	Gr. (RS-Jr.)	Blacksburg, Va. (Blacksburg/VT/Carson Newman)	99	Trenton Gill	P
67	Justin Witt	OT	6'6	296	RS - Fr.	Chicago, Ill. (Lincoln-Way West)	99	Quentez Johnson	DT
14	Dexter Wright	SAF	6'2	232	RS - Jr.	Wilson, N.C. (Hunt)			

WOLFPACK
WOLFPACK
WOLFPACK
WOLFPACK
WOLFPACK

PLAYER BIOS



WOLFPACK
WOLFPACK
WOLFPACK
WOLFPACK
WOLFPACK



50 TONY ADAMS, OG

6'2 / 315 / Senior
Charlotte, N.C. (Independence)

AS A SENIOR (2017):

- Most experienced starter on the team with 35 career starts and 2,472 career snaps.
- Leader of an offensive line that gave up just 17 sacks last season (on just 4% of the team's pass attempts).

AS A JUNIOR (2016):

- A second-team All-ACC performer in 2016 on the media and coaches' teams.
- Played 93% of the team's offensive snaps in 2016. He did not allow a sack and tallied 34 knockdown blocks.
- Was named to the preseason watch list for the Wuerffel Trophy.
- Missed much of 2016 spring and part of summer workouts with an injury.

AS A SOPHOMORE (2015):

- Played every snap during ACC action.
- Recipient of the team's Community Service Award for 2015.
- The most experienced sophomore on the team in terms of snaps played, he has also saw action at center.
- On the preseason 'watch' list for the Wuerffel Trophy.

AS A FRESHMAN (2014):

- Started nine games at right guard, he also saw time at center.
- Started more contests than any other true freshman.
- Moved into the starting lineup at RG in the fourth game of the season - he worked at center during spring drills.
- Enrolled at NC State for the 2014 spring semester, he graduated from high school early.
- Earned the offensive Philip Rivers Award for Freshman of the Year.
- An Academic All-ACC performer.

IN HIGH SCHOOL:

- Played center, OT and DT and was team captain for coach Joe Evans.
- Team posted an 8-5 record during senior season and advanced to the second round of the NC 4AA state playoffs.
- Honors: All-Mecklenburg County by the Charlotte Observer and a three-time all-conference performer.
- Played his junior season at left tackle, earning all-conference honors.
- Junior Stats: 56 tackles, 3.5 sacks as a junior.
- Rankings: No. 7 center nationally by scout.com. No. 46 offensive guard nationally by ESPN.com.
- Personal: Moved from Boston prior to his sophomore year. Began playing competitive tennis at the age of two, and was the No. 1 player for Independence. Father, Carl Adams, was the head wrestling coach at Boston University for more than three decades.
- Major: Sport management

2014 Adams Game by Game Stats

Opponent	PI
Ga. Southern	DNP
Old Dominion	14
@ USF	29
*Presbyterian	56
*FSU	91
*@ Clemson	61
*Boston College	58
@ Louisville	20
*@ Syracuse	46
*Georgia Tech	47
*Wake Forest	62
*@ UNC	71
\$*UCF	80

\$ - Bitcoin St. Petersburg Bowl, St. Petersburg, Fla.

2015 Adams Game by Game Stats

Opponent	PI
*Troy	79
*E. Kentucky	66
*@ ODU	78
*@ S. Alabama	47
*Louisville	59
*@ VT	70
*@ WFU	66
*Clemson	71
*@ BC	62
*@ FSU	83
*Syracuse	83
*UNC	95
*\$Miss St.	81

\$ - Belk Bowl, Charlotte, N.C.

2016 Adams Game by Game Stats

Opponent	PI	KD	Sk Allowed
*W&M	81	2	0
*@ ECU	66	2	0
*ODU	62	3	0
*WFU	80	3	0
*ND	64	4	0
*@ Clemson	59	1	0
*@ Louisville	62	2	0
*BC	67	2	0
*FSU	86	2	0
*@ Syracuse	59	4	0
*Miami	76	1	0
*@ UNC	72	5	0
\$ * Vanderbilt	63	3	0

\$ - Independence Bowl, Shreveport, La

Adams Career Stats

Year	GP-GS	Ply	KD	Sk Allow
2014	12-9	635	NA	NA
2015	13-13	940	NA	NA
2016	13-13	897	34	0
Totals	38-35	2,472	NA	NA

Adams Career Bests

Plays.....95UNC (2015)



5 JOHNATHAN ALSTON, CB

6'0 / 210 / RS - Senior
Bunn, N.C. (Bunn)

AS A SENIOR (2016):

- Redshirted the 2016 season working with the cornerbacks.
- Was named the team's 2016 Special Teams Scout Team Player of the Year.
- A former HS safety, he moved to corner in the spring Of 2016 after spending his first three seasons at wide receiver.

AS A JUNIOR (2015):

- Tallied 16 receptions for 151 yards and scored his lone TD against Clemson.

AS A SOPHOMORE (2014):

- Sixth-leading receiver on the squad - his lone touchdown of the season (and his career) was against top-ranked Florida State.

AS A FRESHMAN (2013):

- Saw action in seven games before dislocating his elbow at Florida State.
- Returned nine kickoffs, including a high of five for 81 yards against Clemson.

IN HIGH SCHOOL:

- Played both wide receiver and linebacker for coach Chris Miller.
- Helped team to a 10-3 record as a senior and a trip to the state quarter-finals.
- Junior Stats: 27 catches for 523 yards and 7 touchdowns; 67 tackles, 12 tackles for loss and six sacks
- Rankings: No. 25 player in N.C. (rivals.com), No. 29 OLB nationally (scout.com).

2015 Alston Game by Game Stats

Opponent	PI	Rec	Yds	TD	LP	KOR	Rush-Yd
Troy	32	2	5	0	5	0-0	0-0
*E. Kentucky	32	0	0	0			
*ODU	33	2	37	0	25	0-0	0-0
*@ S. Alabama	30	1	4	0	4	0-0	1-12
Louisville	26	2	15	0	9	0-0	0-0
*@ VT	40	2	27	0	14	0-0	0-0
@ WFU	10	0	0	0	-	0-0	0-0
Clemson	27	1	28	1	28	0-0	0-0
@ BC	21	1	4	0	4	0-0	0-0
@ FSU	40	4	28	0	14	0-0	0-0
Syracuse	22	1	3	0	3	0-0	0-0
UNC	27	0	0	0	-	0-0	2-49
\$Miss. St.	33	2	16	0	9	0-0	0-0

Alston Career Stats

Year	GP-GS	PI	Rec	Yds	TD	LG	KOR	Rush-Yds
2013	7-0	21	0	0	0	-	9-169	1-(12)
2014	12-6	408	21	224	2	47	0-0	2-5
2015	13-4	373	18	167	1	28	0-0	3-61
Totals	32-10	802	39	391	3	47	9-169	6-54



42 DYLAN AUTENRIEITH, TE

6'4 / 242 / RS - Freshman
Dallas, Ga. (N. Paulding)

AS A FRESHMAN (2016):

- Redshirted the season at tight end.

IN HIGH SCHOOL:

- Enrolled at NC State in the spring of 2016.
- Played tight end at North Paulding High School for coach Scott Jones where he helped lead his squad to the Georgia 6A state playoffs.
- Senior Stats:** Had 41 catches for 407 yards and five scores.
- Junior Stats:** Caught 32 passes for 470 yards and seven touchdowns.
- Personal:** Also played basketball, he averaged 15 points as a junior.
- Rankings:** No. 55 tight end in the nation by scout.com. No. 74 player in Georgia by rivals.com.
- Major:** Enrolled in exploratory studies.



92 KYLE BAMBARD, PK

5'8 / 190 / Junior
Walled Lake, Mich. (Walled Lake Western)

AS A SOPHOMORE (2016):

- Ranks 10th in school history with 79 career PATs.
- Started seven games, he handled the kickoff duties in nine contests.
- Connected on a career-long 48-yarder in the win over Wake Forest.

AS A FRESHMAN (2015):

- Starting placekicker for the entire season.
- Set a school record with nine PATs in the win at South Alabama.
- Struggled early in the season on field goals, hitting just three of his first nine attempts, but was good on four of his last five - only missing from 46 yards - in the second half of the year.
- Signed with the Wolfpack in February of 2014. He enrolled at NC State for the 2015 spring semester and participated in spring drills.

IN HIGH SCHOOL:

- Played QB and handled all kicking duties for coach Michael Zdebski.
- Helped team to a 9-2 record as a senior, including 5-0 in conference play. The team advanced to the district finals of the state playoffs.
- Posted a 29-6 record as a starting quarterback.
- Also played high school baseball, hitting .435 during his sophomore year.
- Career Stats:** Converted 130-of-138 extra points. Of his 144 career kickoffs, 90 went for a touchback. Threw for 4,268 yards and 48 TDs and

rushed for 2,680 yards and 20 TDs.

- Senior Stats:** Made 11-of-18 field goals and averaged 37.3 yards on 27 punts. Converted 47 of 48 PAT attempts. Completed 112-of-188 passes (.596) for 1,721 yards with 21 TDs and only five INTs. Also rushed for 1,458 yards (average of 9.7 per carry) and 14 TDs.
- Personal:** Prep teammate of former safety Josh Jones (Green Bay Packers).
- Rankings:** No. 9 kicker nationally by Chris Kohl and No. 15 by Kornblue Kicking in the 2014 rankings. No. 12 kicker nationally and the No. 16 player in Michigan by ESPN.com in 2014 rankings.
- Major:** Sport management.

2015 Bambard Game by Game Stats

Opponent	PAT	Made	Missed	Blk	KO	TB	OB	Punt
*Troy	7-7	--	--		1	0	0	
*E. Kentucky	4-4	--	33	1				
*@ ODU	5-5	36	48	0	0	-	-	
*@ S. Alabama	9-9	--	41	0	0	-	-	
*Louisville	1-2	--	--	-	-	-	-	
*@ VT	1-1	33, 36	--	0	0	-	0	1-49
*@ WFU	5-5	-	39, 33	0	0	-	-	
*Clemson	5-6		44	0	0	-	-	
*@ BC	3-3	37	-	0	0	-	-	
*@ FSU	2-2	31	-	0	0	-	-	
*Syracuse	6-6	--	46	0	0	-	-	
*UNC	2-2	25, 34	-	0	0	-	-	
\$*Miss. St.	4-4	--	--	0	0	--	--	

\$ - Belk Bowl, Charlotte, N.C.

2016 Bambard Game by Game Stats

Opponent	PAT	Made	Missed	Blk	KO	TB	OB	Punt
W&M	5-6	-	-		2	0	0	0
@ ECU	3-3	30	-		6	2	1	0
*ODU	7-7	-	-		6	1	0	0
*WFU	3-4	20, 48	-		7	0	0	0
*ND	1-1	38	31					
*Clemson	2-2	28	43, 37, 33	1				
*@ Louisville	1-2	-	-					
*BC	2-2	-	-					
*FSU	1-1	-	31		4	0	0	
@ Syracuse					6	4	0	
Miami					4	1	0	
@UNC					5	1	0	
\$ Vanderbilt					6	1	1	

\$ - Independence Bowl, Shreveport, La

Bambard Career Stats

Year	GP-GS	FG-FGA	0-29	30-39	40-49	50+	LG	PAT	KO	TB	Punt
2015	13-13	7-14	1-1	6-9	0-4	0	36	54-56	1	0	1-49
2016	13-7	5-10	2-2	2-6	1-2	0	48	25-28	46	10	0-0
Totals	26-20	12-24	3-3	8-15	1-6	0	48	79-84	47	10	1-49

Bambard Career Bests

PATs.....	9S. Alabama (2015)
Field Goals	2vs. three teams
Long FG	48Wake Forest (2016)
Kickoffs	7Wake Forest (2016)



19 BRYCE BANKS, NICKEL

6'2 / 192 / RS - Freshman
Columbia, Mo. (Rock Bridge)

AS A FRESHMAN (2016):

- Redshirted the season at cornerback, he will play nickel in 2017.

IN HIGH SCHOOL:

- Played cornerback and free safety at Rock Bridge High School for coach A.J. Ofodile. Helped team to the Missouri Class 6 state playoffs
- Senior Stats:** Had over 40 tackles.
- Rankings:** No. 1 safety in Missouri and No. 89 nationally by rivals.com.
- Major:** Sport management.



33 BRADY BODINE, RB

5'10 / 200 / RS - Junior
Camp LeJeune, N.C. (Camp Lejeune)

AS A RS - SOPHOMORE (2016):

- Saw action in all but game on special teams.
- In for seven plays in the bowl victory over Vanderbilt, he rushed the ball three times in that contest.

AS A RS - FRESHMAN (2015):

- Saw action in eight games, mainly on special teams. He played seven snaps in the win over Eastern Kentucky.

IN HIGH SCHOOL:

- Personal: Spent the last two spring breaks on service trips to Kenya.
- Major: Biological sciences

Bodine Career Stats

Year	GP-GS	Pl	Att	Yds	TD	LG
2015	8-0	7	3	3	0	4
2016	11-0	4	3	14	0	11
Totals	19-0	11	6	17	0	11



24 SHAWN BOONE, SAF

5'10 / 206 / Senior
Palm Beach Gardens, Fla. (Dwyer)

AS A SENIOR (2017):

- Entering his second year as a full-time starter at strong safety, he is the only senior among the safeties.

AS A JUNIOR (2016):

- Tallied a career-high 10 tackles at No. 7 Louisville - tied for the team lead.
- Finished the season ranked fourth on the team in tackles.
- Has two recovered fumbles in 2016 - that mark ranked fifth in the ACC and tied for 30th in the FBS.
- Returned a fumble 70 yards at Clemson - the third longest fumble return in school history..
- Missed the first half of the Notre Dame game after being flagged for a targeting foul vs. Wake Forest.

AS A SOPHOMORE (2015):

- Missed the game at Boston College with an injury, came back versus FSU but was injured again and missed the last two games of the season.
- Started the last two games when he was healthy at SS after spending much of his time at nickel in the previous three contests.

AS A FRESHMAN (2014):

- Steady performer on special teams, ranking second in special teams tackles.
- Saw action from scrimmage in eight contests.
- Made the first play of the season for NC State - a tackle on the opening kickoff return.

IN HIGH SCHOOL:

- Played at William T. Dwyer High School for coach Jack Daniels.
- Three-year starter who helped lead team to a 15-0 record and the Florida 7A state title as a senior. Team finished season ranked 12th nationally.
- Senior Stats: 89 tackles, including 11 for loss and two interceptions. Recorded five tackles in the state title game.
- Honors: Two-time All-county performer. All-state as a senior, as well as a team captain.
- Rankings: No. 3 player in Palm Beach County by Sun Sentinel. No. 82 safety nationally by ESPN.com.
- Personal: Attended same HS as former Wolfpack QB Jacoby Brissett.
- Major: Communication

2015 Boone Game by Game Stats

Opponent	Pl	Ht	Ast	Tot	TFL-Yd	Sk-Yd	PBU	CF/RF
Troy	11	0	0	0				
E. Kentucky	3	0	0	0				
@ ODU	3	0	0	0				
@ S. Alabama	20	0	1	1				
Louisville	8	1	0	1				
@ VT	14	1	0	1				
*@ WFU	30	3	0	3	1-2	1-2		
*Clemson	79	3	3	6	1-1			1/1
@ BC					DNP - Injured			
@ FSU	31	1	0	1				
Syracuse					DNP - Injured			
UNC					DNP - Injured			
\$Miss. St.					DNP - Injured			

\$ - Belk Bowl, Charlotte, N.C.

2016 Boone Game by Game Stats

Opponent	Pl	Ht	Ast	Tot	TFL-Yd	PBU	QPCF/RF
*W&M	43	2	1	3			
*@ ECU	79	4	3	7			1/0
*ODU	48	1	2	3			
*WFU	56	1	5	6			
ND	33	0	0	0			
*@ Clemson	90	2	4	6			0/1-70
*@ Louisville	73	6	4	10			0/1
*BC	83	1	6	7			1
*FSU	66	5	2	7		2	
*@ Syracuse	51	3	0	3			
*Miami	72	3	4	7			
*@ UNC	69	3	2	5			
\$*Vanderbilt	76	2	1	3			

\$ - Independence Bowl, Shreveport, La.

Boone Career Stats

Year	GP-GS	Pl	Hit	Ast	Tot	TFL	Sk	PBU	CF/RF	QP
2014	13-0	59	9	7	16	0.5-0	0-0	1	1/0	
2015	9-2	199	9	4	13	2-3	1-2	0	1/1	
2016	13-12	839	33	34	67	0-0	0-0	2	1/2	1
Totals	35-14	1,097	51	45	96	2.5-3	1-2	3	3/3	1

Boone Career Bests

Plays.....	90Clemson (2016)
Tackles.....	10Louisville (2016)
PBU.....	2Florida State (2016)
Tackles for Loss.....	1vs. two teams



65 GARRETT BRADBURY, OG/C

6'3 / 2300 / RS - Junior
Charlotte, N.C. (Charlotte Christian)

AS A RS - JUNIOR (2017):

- Named to the Academic All-ACC squad for the 2016 season, he posted a 3.667 GPA for the fall semester and was named to the Dean's List.
- Saw action at guard and center during the spring.

AS A RS-SOPHOMORE (2016):

- Earned his first career start in the season opener and started every game of the season.
- Saw action in 87% of the Pack's total offensive snaps in 2016.
- Earned the team's Earle Edwards Award for highest GPA, he was He was also the recipient of the Independence Bowl's scholar-athlete award.

AS A RS-FRESHMAN (2015):

- Missed spring workouts of 2015 with an injury, then moved to offensive guard during fall camp.
- Suffered an injury in the opener and missed the next two contests, he saw action mainly on special teams for the remainder of the season.
- Named to the 2014-15 ACC Academic Honor Roll.

AS A FRESHMAN (2014):

- Redshirted the season at tight end.

IN HIGH SCHOOL:

- Played tight end and defensive end for coach Jason Estep.
- Team posted a 12-0 mark in 2013 and won the North Carolina Independent Schools Athletic Association state title in 2012 and 2013.
- Career Stats: 53 catches for 918 yards and 12 touchdowns.
- Senior Stats: 17 receptions for 360 yards and six touchdowns. 67 tackles, including 13 tackles for loss and five sacks.
- Junior Stats: 18 receptions for 325 yards and four touchdowns.
- Rankings: No. 58 TE nationally by scout.com, No. 54 by ESPN.com.
- Personal: Father, Tim, played at Eastern Washington.
- Major: Business supply operations management

2016 Bradbury Game by Game Stats

Opponent	Pl	KD	Sk	Allowed
*W&M	81	3	1	
*@ ECU	65	0	0	
*ODU	70	3	0	
*WFU	78	3	0	
*ND	64	6	0	
*Clemson	74	3	1	
*@ Louisville	63	3	0	
*BC	64	0	0	
*FSU	53	1	0	
*@ Syracuse	74	8	0	
*Miami	49	0	0	
*@ UNC	72	2	0	
\$* Vanderbilt	42	2	0	

\$ - Independence Bowl, Shreveport, La.

Bradbury Career Stats

Year	GP-GS	Ply	KD	Sk
2015	9-0	36	NA	NA
2016	13-13	849	35	2
Totals	22-13	885	NA	NA

Bradbury Career Bests

Plays.....81 William & Mary (2016)



52 KENDALL BROWN, OT

6'5 / 290 / RS - Freshman
Jacksonville, Fla. (Trinity Christian)

AS A FRESHMAN (2016):

- Redshirted the season.

IN HIGH SCHOOL:

- Played on both the offensive and defensive lines at Trinity Christian Academy for coach Verlon Dorminey. His team finished a perfect 13-0 and won the Florida Class 3A title with a 30-3 win in the championship game. Trinity Christian finished No. 33 nationally according to MaxPreps.com and won three straight state titles.
- Honors: An all-state and All-First Coast performer as a senior. Also a team captain. Played in the Blue-Grey All-American game.
- Major: Enrolled in exploratory studies.



91 EURNDRAUS BRYANT, DT

6'1 / 325 / Junior
N. Charleston, S.C. (Ft. Dorchester)
Pronunciation: ahn DRAY us

AS A SOPHOMORE (2016):

- Top sub at defensive tackle, he saw action in 321 snaps for the season.
- Missed the ODU game with an injury.
- Had his top performance at Louisville when he was in for a career-high 41 snaps and had three solo tackles, including a five yard sack.

AS A FRESHMAN (2015):

- One of two true freshmen to see action on the defensive line, he played in all 13 games.

IN HIGH SCHOOL:

- Team posted a 12-3 record and advanced to the South Carolina Class AAAA-Division I state semifinals.
- Senior Stats: 65 tackles, including 20 tackles for loss and six sacks for Coach Steve Laprad.
- Honors: Played in the 2014 Shrine Bowl. An all-region performer in baseball, he led his team in batting average (.490) while playing left field.
- Rankings: No. 81 defensive tackle in nation by scout.com.
- Personal: An all-region baseball player in high school, he led his team in batting average (.490) while playing LF.
- Major: Sport management

2016 Bryant Game by Game Stats

Opponent	Pl	Ht	Ast	Tot	TFL	Sk	QP	PBU	CF/RF
W&M	13	1	1	2					
@ ECU	26	2	1	3	1-2				
ODU		DNP - Injured							
WFU	28	0	0	0					
ND	19	0	1	1					
@ Clemson	35	0	1	1					
@ Louisville	41	3	0	3	1-5	1-5			
BC	26	0	0	0					
FSU	23	0	0	0				1	
@ Syracuse	19	1	0	1	1-1				
Miami	27	1	0	1					
@ UNC	27	0	0	0					
\$ Vanderbilt	37	1	0	1					

\$ - Independence Bowl, Shreveport, La.

Bryant Career Stats

Year	GP-GS	Ply	Ht	Ast	Tot	TFL	SK	CF/RF	QP
2015	13-0	102	4	4	8	2-8	1-5	0/1	
2016	12-0	321	9	4	13	3-8			1
Totals	25-0	423	13	8	21	5-16	1-5	0/1	1

Bryant Career Bests

Plays.....41 Louisville (2016)
Tackles.....3 Louisville (2016)
TFL1 vs. 4 teams
Fumble Recovery1 Boston College (2015)



73 JUSTIN CHASE, OT

6'5 / 302 / RS - Freshman
Chesapeake, Va. (Great Bridge)

AS A FRESHMAN (2016):

- Redshirted the season on the offensive line.
- Named the National Youth of the Year for the Church of God in Christ denomination, he was honored at a banquet in Ohio.

IN HIGH SCHOOL:

- Played both offensive and defensive tackle for Coach Pete Gale at Great Bridge High School.
- Honors: As a senior, named first-team all-state on offense. Was also named a first-team all-conference performer on both the offensive and defensive lines. A two-time All-Tidewater honoree. Invited to play in both the USA All-Star game and the Blue-Grey All-Star game.
- Personal: Did not start playing football until his junior season in high school. Student Council Secretary.
- Major: Sport management.



9 BRADLEY CHUBB, DE

6'4 / 275 / Senior
Powder Springs, Ga.. (Hillgrove)

AS A SENIOR (2017):

- A second-team preseason All-American according to Athlong, he was named one of the top returnees for 2017 by Pro Football Focus.
- Ranks 12th in school history with 34 career tackles for loss. His 16 career sacks rank 10th on the all-time list.

AS A JUNIOR (2016):

- Ended the season ranked fourth in the FBS, second in the ACC, in tackles for loss (22). He was the national leader at the end of the regular season.
- 22 tackles for loss was the second-best mark in school history. Only No. 1 NFL draft pick Mario Williams had more in a season for the Pack.
- Ranked fourth in the league and 19th nationally in sacks (10.5). That mark tied for third on the Wolfpack single-season list.
- Named the team's Defensive MVP for 2016.
- A second-team All-ACC performer by the league coaches, third-team by the media.
- Had a season high four TFLs in the win at Syracuse.
- Named the ACC Defensive Lineman of the Week for the Notre Dame win.
- Elected a team captain for the season.
- Chosen to wear Mario Williams' honored No. 9 jersey.
- Added 25 lbs in the past year.
- Named to the preseason watch list for the Bednarik Award.

AS A SOPHOMORE (2015):

- Started every game at defensive end, he was the second-leading tackler on the squad with 69 stops, ranked second in TFL (12) and in sacks (5.5).
- Co-recipient of the team's Carey Brewbaker Award for defensive lineman of the year.
- Named the ACC Defensive Lineman of the Week for the Boston College game after he led the team in tackles with nine in the win. He also tallied five tackles for loss - tied as the 10th best mark in school history.
- Team leader for 2015 with three forced fumbles.
- Moved to defensive end during 2015 spring drills and quickly moved up the depth chart.

AS A FRESHMAN (2014):

- Talented young linebacker who saw action mainly on special teams, from scrimmage in three contests.

IN HIGH SCHOOL:

- Played defensive end for coach Phillip Ironside. His senior squad finished 11-2 and reached the Georgia 6A quarterfinals.
- Honors: Played in the Cobb County All-Star Senior Bowl - he recorded a sack and returned an INT 40 yards for a TD in that game.
- Rankings: No. 82 player in Georgia by rivals.coms. No. 49 OLB nationally by ESPN.com.
- Personal: Father Aaron played at Georgia and brother Brandon played linebacker at Wake Forest. Cousin Nick currently plays RB at Georgia.
- Major: Sociology

2015 Chubb Game by Game Stats

Opponent	Pl	Ht	Ast	Tot	TFL	Sk-Yd	QP	PBU	CF/RF	BK	INT
*Troy	25	1	2	3							
*E. Kentucky	36	4	0	4	1-1		2				
*@ ODU	33	0	4	4	0.5-4	0.5-4	2				
*@ S. Ala	39	2	1	3							
*Louisville	57	1	3	4	1-6	1-6					
*@ VT	53	1	6	7			1				
*@ WFU	51	2	0	2	1-3	1-3	2	1	1/0		
*Clemson	65	2	7	9	0.5-1					1	
*@BC	46	7	2	9	5-21	2-12			1/0		
*@ FSU	63	3	4	7	0.5-1						1-0
*Syracuse	36	2	2	4	2-9	1-7					
*UNC	52	2	4	6					1/0		
\$*Miss. St.	74	2	5	7	0.5-0		1				

\$ - Belk Bowl, Charlotte, N.C.

2016 Chubb Game by Game Stats

Opponent	Pl	Ht	Ast	Tot	TFL	Sk-Yd	QP	PBU	CF/RF	BK	INT
*W&M	32	2	2	4							
*@ ECU	51	0	2	2	1-2		2				
*ODU	31	3	1	4	2-4						
*WFU	47	3	0	3	2-12	2-12				1/0	
*ND	54	3	2	5	3.5-15	3-13					
*@ Clemson	77	2	6	8			1				
*@ Louisville	55	4	1	5	2.5-9	1-6	1				
*BC	60	4	3	7	0.5-1					1/0	
*FSU	49	1	1	2	1.5-8						
*@ Syracuse	41	4	4	8	4.5-16	2-11					
*Miami	61	3	0	3	2-9	1-8	1				
*@ UNC	58	2	2	4	1.5-4	0.5-3	2			0/1	
\$*Vanderbilt	57	2	1	3	1-6	1-6					

\$ - Independence Bowl, Shreveport, La.

Chubb Career Stats

Year	GP-GS	Pl	Hit	Ast	Tot	TFL	Sk-Yd	CF/RF	QP	PBU	BK	INT
2014	11-0	17	1	2	3							
2015	13-13	630	29	40	69	12-46	5.5-32	3/0	8	1	11-0	
2016	13-13	673	33	25	58	22-86	10.5-59	2/0	7			
Totals	37-26	1,320	63	67	130	34-132	16-91	5/0	15	1	11-0	

Chubb Career Bests

Plays.....	74	Miss. State (2015)
Tackles.....	9	Clemson (2015), BC (2015)
TFL.....	4.5	Syracuse (2016)
Sacks.....	3	Notre Dame (2016)



90 A.J. COLE, III, P

6'4 / 230 / Junior
College Park, Ga. (Woodward Academy)

AS A JUNIOR (2017):

- Enters his junior campaign with the fourth-best career punting average in school history: 41.5
- His 4,854 punting yards rank 11th in the career record books, while his 117 punts tie as the 15th most in school history.
- 44 of his 117 career punts (38%) have been downed inside the opponent's 20 yard line.

AS A SOPHOMORE (2016):

- Posted the No. 15 single-season punt average in school history - 41.3 ypp.
- Turned in two punts of 60+ yards in 2016. Boomed a 61-yarder at ECU and tied his career high with a 72-yarder versus Wake Forest. That 72-yarder tied (with himself) as the ninth-longest in school history.
- Posted a 54.5 average on four kicks in the win over Wake Forest - that was the third-best single-game average in school history.
- Posted an impressive 37 yd. average while punting in a driving rain in the win over Notre Dame.
- Has 23 punts of over 50 yards for his career.
- Earned the team's Community Service Award for 2016.
- Named to the midseason Watch List for the Ray Guy Award.

AS A FRESHMAN (2015):

- Ranked fifth in the ACC in punting average in the conference-games-only stats with a 43.1 avg.
- Placed 28 punts inside the 20 - tied as the fourth-best mark in the ACC. 10 were inside the 10.
- Booted a 72 yard punt in the win at Boston College - that was the ninth-longest punt in school history and the longest since Austin Herbert had a 76-yarder vs. UConn in 2003.
- Posted a 50.6 yard average against Clemson - the 9th-best mark in school history (at the time).
- Placed four punts inside the 20 (2 inside the 10) in the win at ODU. Also put four inside the 20 in the wins at Wake Forest and Boston College.
- Signed with the Wolfpack in February of 2014. He enrolled at NC State for the 2015 spring semester and participated in spring drills.

IN HIGH SCHOOL:

- The punter and kicker for coach John Hunt, he also saw action at tight end and defensive end.
- Helped lead team to a 9-3 record as a senior and the quarterfinals of the Georgia 3A state playoffs.
- Also played high school basketball.
- **Senior Stats:** Averaged 40.1 yards per punt on his 26 punts as a senior. Converted 7-of-9 field goal attempts and 33-of-38 extra point tries for 54 points. Of his 42 kickoffs, 32 were touchbacks.
- **Honors:** Named to the 2013 Atlanta Journal Constitution's All-Metro team. Also named all-region and second-team all-state.
- **Rankings:** No. 13 punter in the country by Kohl's Kicking in the 2014 rankings. No. 5 kicker nationally and No. 70 player in Georgia by rivals.com and the No. 19 kicker nationally by ESPN.com in 2014 rankings.
- **Personal:** Has spent his last four spring breaks on a mission trip to a school in Kenya.
- **Major:** Industrial engineering

2015 Cole Game by Game Stats

Opponent	Punt	Yds	Avg	LG	TB	FC	I20	BK
*Troy	4	151	37.8	45	0	3	2	0
*E. Kentucky	2	68	34.0	36	0	1	1	0
*@ ODU	4	148	37.0	53	0	2	4	0
*@ S. Alabama	4	174	43.5	51	1	2	0	0
*Louisville	7	289	41.3	53	2	0	2	0
* @VT	5	219	43.8	51	1	1	3	0
*@ WFU	6	267	44.5	52	0	1	4	0
*Clemson	5	253	50.6	53	1	3	1	0
*@ BC	9	392	43.6	72	1	4	4	0
*@ FSU	8	313	39.1	45	0	2	3	0
*Syracuse	3	118	39.3	49	0	1	0	0
*UNC	4	174	43.5	60	0	2	3	0
*\$Miss. St.	5	184	36.8	40	0	3	1	0

\$ - Belk Bowl, Charlotte, N.C.

2016 Cole Game by Game Stats

Opponent	Punt	Yds	Avg	LG	TB	FC	I20	BK
*W&M	2	80	40.0	41	0	1	0	0
*@ ECU	2	104	52.0	61	0	0	1	0
*ODU	2	95	47.5	54	0	0	1	0
*WFU	4	218	54.5	72	1	2	1	0
*ND	4	148	37.0	42	1	0	0	0
*@ Clemson	3	116	38.7	46	0	1	1	0
*@ Louisville	6	256	42.7	56	0	4	2	1
*BC	6	226	37.7	46	0	3	3	0
*FSU	4	129	32.2	36	0	3	2	0
*@ Syracuse	3	112	37.3	44	0	0	0	0
Miami	5	196	39.2	44	1	3	1	0
*@ UNC	5	235	47.0	52	1	2	2	0
*\$ Vanderbilt	5	189	37.8	44	1	1	2	0

\$ - Independence Bowl, Shreveport, La.

Cole Career Stats

Year	GP-GS	Punt	Yds	Avg	LG	TB	FC	I20	+50	BK
2015	13-13	66	2,750	41.7	72	6	26	28	14	0
2016	13-13	51	2,104	41.3	72	5	20	16	9	1
Totals	26-26	117	4,854	41.5	72	11	46	44	23	1

Cole Career Bests

Punts.....	9	BC (2015)
Punting Yards.....	392	BC (2015)
Punt Avg.....	54.5	Wake Forest (2016)
Punts Inside 20.....	4	vs. three teams



48 COLE COOK, TE

6'6 / 250 / Graduate
Carrollton, Ga. (Carrollton)

AS A SENIOR (2017):

- One of the top leaders on the 2017 squad, he was elected to serve as a team captain by his teammates for the 2016 season.

AS A JUNIOR (2016):

- Played in every game except Miami (injury), starting nine contests.
- Caught his first career TD pass versus ODU.
- Earned the team's Al Michaels Award for putting team before self.

AS A SOPHOMORE (2015):

- Served as team captain for the ODU, Clemson and BC games, he started four contests.
- Earned the team's Bob Warren Award for integrity and sportsmanship.

AS A FRESHMAN (2014):

- Saw action in all 13 games, starting two contests.
- In for a season-high 40 snaps in the win at UNC.
- Named to the 2014-15 ACC Academic Honor Roll.

IN HIGH SCHOOL:

- Played for 2013 4A state runner-up Carrollton, the team posted a 13-2 mark during his senior campaign.
- **Senior Stats:** Had four catches for 71 yards and a TD in a run-first offense (team rushed 535 times vs. 115 pass attempts). Played 1,591 snaps.
- **Honors:** 2013 4A all-state selection of Atlanta Journal Constitution. Top performer at the Valdosta MVP Camp.
- **Rankings:** No. 30 tight end nationally by scout.com. No. 26 tight end nationally and No. 48 player in Georgia by ESPN.com.
- **Personal:** Mother (Kelli Casteel) was an All-American basketball player for Pat Summitt at Tennessee. Father (Stan) was drafted by the Atlanta Braves. Brother (Case) is a freshman offensive lineman at Missouri.
- **Major:** Earned his degree in sport management in July.

2015 Cook Game by Game Stats

Opponent	PI	Rec	Yds	TD	LP
*Troy	45	0	0	0	-
E. Kentucky	40	0	0	0	-
@ ODU	52	0	0	0	-
@ S. Alabama	38	3	34	0	-
*Louisville	30	0	0	0	-
@ VT	27	0	0	0	-
@ WFU	31	1	5	0	5
*Clemson	31	0	0	0	-
@ BC	39	0	0	0	-
@ FSU	30	1	9	0	9
Syracuse	54	1	13	0	13
UNC	35	0	0	0	-
\$* Miss. St.	48	0	0	0	-

\$ - Belk Bowl, Charlotte, N.C.

2016 Cook Game by Game Stats

Opponent	PI	Rec	Yds	TD	LP
W&M	37	1	6	0	6
*@ ECU	26	0	0	0	-
*ODU	33	1	8	1	8
WFU	40	1	27	0	27
*ND	47	0	0	0	-
*@ Clemson	27	0	0	0	-
@ Louisville	22	0	0	0	-
*BC	29	0	0	0	-
*FSU	36	0	0	0	-
*@ Syracuse	41	1	8	0	8
Miami	DNP - Injured				
*@ UNC	56	0	0	0	-
*\$ Vanderbilt	35	0	0	0	-

\$ - Independence Bowl, Shreveport, La.

Cook Career Stats

Year	GP-GS	PI	Rec	Yds	TD	LP
2014	13-2	230	0	0	0	-
2015	13-4	500	6	61	0	13
2016	12-9	429	4	49	1	27
Totals	38-15	1,159	10	110	1	27

Cook Career Bests

Plays.....	56	UNC (2016)
Receptions.....	3	S. Alabama (2015)
Touchdowns.....	1	Old Dominion (2016)



64 PETER DANIEL, OT

6'6 / 305 / RS - Graduate
Raleigh, N.C. (Broughton)

AS A RS - JUNIOR (2016):

- Saw action in all 13 games, playing mainly on special teams.
- Saw action from scrimmage in the wins over William & Mary, Old Dominion and against Vanderbilt in the Independence Bowl win.
- Named to the Dean's List for the 2016 fall semester.

IN HIGH SCHOOL:

- Personal: Has added over 90 lbs. in the past two years.
- Major: Earned his degree in agricultural business in May of 2017.

Daniel Career Stats

Year	GP-GS	Ply	KD	SK	Allow
2015	13-0	43	NA		NA
2016	13-0	16	0		0
Totals	26-0	59	NA		NA



4 JEROD FERNANDEZ, LB

6'0 / 227 / RS - Senior
Lake Mary, Fla. (Lake Mary)
Pronunciation: JERE uhd

AS A RS - SENIOR (2017):

- Has started 30 career contests - tied for second among returning defenders.

AS A RS - JUNIOR (2016):

- Second-leading tackler on the Wolfpack squad.
- Led the team in tackles and picked off his fifth career pass in the season opener vs. William & Mary.
- Also led the team in stops with nine vs. Notre Dame and tied for the team lead with 10 vs. Florida State.

AS A RS - SOPHOMORE (2015):

- Started eight games at middle linebacker.
- Picked off his third career pass in the win at South Alabama and his fourth versus UNC.

AS A RS - FRESHMAN (2014):

- Led the team in tackles per game with a 6.5 average.
- Team's leading tackler with 76 stops for the season - 20th in the ACC.
- Named the ACC Linebacker of the Week for his performance against top-ranked Florida State - he picked off two passes in that game.
- Started at middle linebacker in 10 of the 12 games in which he saw action.
- Earned honorable mention notice on CFN's Freshman All-America team.

AS A FRESHMAN (2013):

- Redshirted the season.
- Co-recipient of the Wolfpack's Defensive Scout Team Player of the Year.

IN HIGH SCHOOL:

- Played middle linebacker for coach Scott Perry.
- Honors: Defensive Player of the Year by the Orlando Football Club.
- Junior Stats: 79 tackles.
- Rankings: No. 27 in the Orlando Sentinel's 2013 Super 60.
- Personal: Communication

2014 Fernandez Game by Game Stats

Opponent	PI	Ht	Ast	Tot	TFL	SK	PBU	INT	CF/RF
*Ga. Southern	47	4	4	8					
*Old Dominion	83	3	9	12					
*@ USF	39	2	1	3	0.5-3				
*Presbyterian	61	6	6	12	0.5-1				
*FSU	53	1	3	4	0.5-1		1	2-19	
*@ Clemson	81	4	2	6					
*Boston College	71	4	9	13	0.5-1				
@ Louisville					Did Not Play - Suspended				
@ Syracuse	36	2	1	3	1-13	1-13			1/0
*Georgia Tech	56	3	7	10	1-3				

Wake Forest	27	0	1	1					1
*@ UNC	66	2	3	5					
\$*UCF	62	2	0	2					

\$ - Bitcoin St. Petersburg Bowl, St. Petersburg, Fla.

2015 Fernandez Game by Game Stats

Opponent	PI	Ht	Ast	Tot	TFL	SK	PBU	INT	QP
*Troy	32	1	1	2					
*E. Kentucky	41	1	0	1					
*@ ODU	42	1	4	5	1-9	0.5-5			
*@ S. Alabama	45	1	3	4				1-27	
*Louisville	70	1	4	5					
*@ VT	62	0	5	5					
@ WFU	37	1	3	4					
Clemson	50	1	5	6	1-1				1
*@ BC	69	2	2	4					
@ FSU	1	0	0	0					
Syracuse	4	0	1	1					
UNC	45	1	3	4				1-12	
\$*Miss. St.	80	3	3	6	1-1				

\$ - Belk Bowl, Charlotte, N.C.

2016 Fernandez Game by Game Stats

Opponent	PI	Ht	Ast	Tot	TFL	SK	PBU	INT	CF/RF
*W&M	43	2	5	7	0.5-1			1-11	
*@ ECU	72	2	3	5	0.5-0		1		
*ODU	42	0	3	3					
*WFU	59	2	4	6					
*ND	51	2	7	9	1.5-5				1/0
*@ Clemson	76	1	8	9					
*@ Louisville	68	3	0	3					
BC	69	5	7	12					
*FSU	62	2	8	10					
*@ Syracuse	55	0	2	2	0.5-1				
*Miami	68	1	5	6					
*@ UNC	65	6	4	10	1.5-8				
\$*Vanderbilt	78	3	3	6			2		

\$ - Independence Bowl, Shreveport, La.

Fernandez Career Stats

Year	GP-GS	PI	Ht	Ast	Tot	TFL	SK	PBU	QP	CF/RF	INT
2014	12-10	682	32	46	78	4-22	1-13	3		1/0	2-19
2015	13-8	578	13	34	47	3-11	0.5-5		1		2-39
2016	13-12	808	29	59	88	4.5-15		3		1/0	1-11
Totals	38-30	2,068	74	139	213	11.5-48	1.5-18	6	1	2/0	5-69

Fernandez Career Bests

Plays.....	83	Old Dominion (2014)
Tackles.....	13	Boston College (2014)
Tackles for Loss.....	1.5	Notre Dame (2016)
Sacks.....	1	Syracuse (2014)
PBUs.....	2	Vanderbilt (2016)
Interceptions.....	2	Florida State (2014)



15 RYAN FINLEY, QB

6'4 / 210 / RS - Junior (Graduate)
Phoenix, Az. (Paradise Valley/Boise State)

AS A RS - JUNIOR (2017):

- After one season at NC State, ranks 15th in school history in career passing yards (3,059), tied for 14th in touchdowns (18).
- Has the second-best career completion percentage (.604) in school history.
- Named to the Academic All-ACC team for his performance last season. He earned a 3.889 GPA while pursuing a Master's degree in liberal arts.

AS A RS - SOPHOMORE (2016):

- Threw for 3,059 yards in 2016, the sixth-best mark in school history and the highest mark ever for a Wolfpack sophomore.
- 18 TD passes in 2016 tied as the 11th-best single-season mark in school history and the third-best total ever for a sophomore.
- Turned in 3,153 yards of total offense in 2016 - the seventh-best single-season mark in school history.

- Led the nation completion percentage through the first few games.
- Had more pass attempts (139) as a starter before throwing his first INT (139) than any player in school history. His INT avoidance mark of 1.99 in 2016 was the sixth-best single-season mark and would rank second on the career list.
- Posted the seventh-best passing efficiency mark in school history last season: 135.16.
- Led the Wolfpack to two scores in the win over William & Mary while posting the best completion pct. (.809) for an NC State QB in his debut as a starter.
- Transferred from Boise State in the summer of 2016 after earning his degree in three years. Was granted a sixth year of eligibility by the NCAA.

AS A RS - SOPHOMORE (2015):

- Appeared in three games before suffering a season-ending ankle injury against Idaho State.
- Went 46-for-70 for 485 yards and a touchdown with four interceptions.
- In first career start vs. Washington, went 16-for-26 for 129 yards and an INT.
- Threw his first touchdown pass of the season at BYU, going 25-for-38 for a career-best 297 yards.

AS A RS - FRESHMAN (2014):

- Appeared in five games, completing 12-of-27 for 161 yards, 2 TDs and 1 INT.
- Came off the bench in the third quarter at Air Force, going 12-for-25 for 161 yards, two touchdowns and an interception.
- Saw action at Wyoming, did not attempt a pass but rushed 2-15 yards.

AS A FRESHMAN (2013):

- Redshirted the season.

IN HIGH SCHOOL:

- Helped lead coach Donnie Yantis' team to the state playoffs as a senior.
- Honors: Named Arizona Division III, Section III East Co-Offensive Player of the Year. The 2012 Arizona Cardinals Player of the Year across all divisions. A first-team Arizona Republic and Arizona Football Coaches' Association all-state choice. NFF Scholar-Athlete of the Year and first-team QB in Arizona. One of six finalists for the Ed Doherty Award, given to the top player in Arizona high school football. One of 33 finalists for the NFF High School National Scholar-Athlete Award.
- Senior Stats: Completed 270-of-424 passes, leading the state of Arizona with 3,442 yards. Also threw 35 touchdowns (vs. eight interceptions), and rushed 96-282 yards and four scores.
- Junior Stats: Completed 239-of-381 passes for 2,911 yards, 25 TDs, 7 INTs.
- Also a standout on the hardwood, earned second-team all-state honors (Division II) and helped lead Paradise Valley to the 2012-13 state title.
- Major: Master's of Liberal Arts

2016 Finley Game by Game Stats

Opponent	Pl	Cmp-Att	Yds	Int	TD	Lg	Rush-Yds	TD	Tot Off
*W&M	61	17-21	174	0	2	22	5-6	0	180
*@ ECU	66	20-31	259	0	1	80	6-20	1	274
*ODU	58	24-28	285	0	3	40	4-0	0	281
*WFU	79	23-36	300	0	3	41	6-17	0	317
*ND	46	5-12	27	0	0	13	6-(17)	0	10
*@ Clemson	82	20-40	231	2	0	39	9-24	0	255
*@ Louisville	54	16-31	236	2	2	70	6-(2)	0	234
*BC	67	23-41	307	2	2	79	3-(17)	0	290
*FSU	86	25-41	304	1	1	31	12-20	0	324
* @ Syracuse	67	20-29	340	0	1	68	5-(11)	0	328
*Miami	72	20-44	210	1	0	39	4-23	0	233
*UNC	53	11-18	151	0	0	53	4-7	0	158
*Vanderbilt	57	19-30	235	0	3	55	4-24	0	259

\$ - Independence Bowl, Shreveport, La

Finley Stats at NC State

Year	GP-GS	Ply	Cmp-Att	Yds	Int	TD	Lg	Pct.	Rush-Yds
2016	13-13	848	243-402	3,059	8	18	80	.604	74-94

Finley Stats at Boise State

Year	GP-GS	Cmp-Att	Yds	Int	TD	Lg	Pct.	Rush-Yds
2014	5-0	12-27	161	1	2	43	.444	7-31
2015	3-3	46-70	485	4	1	43	.657	22-42
Totals	8-3	58-97	646	5	3	43	.597	29-73

Finley Career Bests

Plays.....	86	Florida State (2016)
Completions	25	Florida State (2016)
Attempts	44	Miami (2016)
Pass TDs	3	vs. three teams
Long Pass	80	East Carolina (2016)
Rush Attempts.....	12	Florida State (2016)
Rushing Yards	24	Clemson, UNC (2016)
Total Offense.....	328	Syracuse (2016)



75 BRYCE FOLSOM, OL

6'4 / 287 / RS - Freshman
Alpharetta, Ga. (Chattahoochee)

AS A FRESHMAN (2016):

- Redshirted the season after undergoing shoulder surgery.
- Enrolled at NC State in January of 2016.

IN HIGH SCHOOL:

- Played offensive and defensive tackle at Chattahoochee High School for coach Vince Strine.
- Junior Stats: Tallied 33 tackles and four tackles for loss.
- Honors: No. 81 defensive tackle nationally, No. 9 in Georgia.
- Major: Enrolled in exploratory studies.



90 BEN "SHUG" FRAZIER, DT

6'3 / 316 / RS - Freshman
Buford, Ga. (Buford)

AS A FRESHMAN (2016):

- Redshirted the season on the defensive line.

IN HIGH SCHOOL:

- Played defensive tackle at Buford High School for coach Jess Simpson, he helped lead his team to a 13-2 record and the Georgia 4A finals as a senior. Team was state champions in 2012, 2013 and 2014 ...
- Senior Stats: Posted 38 solo tackles, 19 tackles for loss and seven sacks.
- Honors: Named Atlanta Journal Constitution 4A Defensive Player of the Year and first-team all-state. As a junior, was named first-team all-state and Georgia 4A first-team all-defense.
- Rankings: No. 29 defensive tackle nationally and No. 28 player in Georgia by scout.com. Ranked in ESPN's Top-300.
- Major: Communication



25 REGGIE GALLASPY, II, RB

5'11 / 225 / Junior
Greensboro, N.C. (S. Guilford)
Pronunciation: gahl LASS bee

AS A SOPHOMORE (2016):

- Backed up 1,000-yard rusher Matt Dayes in 2016, he was the team's second-leading rusher.
- Turned in the longest run of his career - a 37-yard TD scamper - at ECU.
- Gained almost 50% of his yardage in the last four games (111 yards).
- Missed much of 2016 spring workouts with an injury.

AS A FRESHMAN (2015):

- True freshman whose role increased over the last half of the season.
- Tallied exactly half (158 of 316) of his season rushing yards in the last two games of the regular season.
- Leading rusher in the win over Syracuse with 81 yards on 13 carries - an average of 6.2 yards per rush.
- Scored his first ... and second ... career touchdown in the win at S. Alabama.
- Enrolled at NC State for the 2015 spring semester and participated in spring drills.



- Rushed for 131 yards in the spring game , posting a 9.2 yard per carry average while playing with the RED (first) team.

IN HIGH SCHOOL:

- Played running back for coach Darryl Brown.
- Helped lead his team to NC 3A state quarterfinals, team went 13-1.
- Rushed for 278 yards and six TDs in final game.
- Senior Stats: Led the state of North Carolina in rushing with 349 carries for 3,318 yards and 52 touchdowns.
- Junior Stats: Totaled 282 carries for 1,704 yards and 26 rushing TDs. Also caught 14 passes for 245 yards, finishing with 2,325 all-purpose yards.
- Sophomore Stats: Ran for 1,751 yards and 20 touchdowns.
- Honors: Named to the AP all-state team. Played in the 2014 Shrine Bowl, and tabbed by rivals.com as having The Best Feet
- Rankings: No. 29 running back nationally and the No. 12 player overall in North Carolina by rivals.com. No. 84 running back nationally and the No. 24 player overall in North Carolina by scout.com. No. 44 running back nationally by ESPN.com.
- Major: Communication

2015 Gallaspy Game by Game Stats

Opponent	PI	Att	Yds	TD	Lg	Rec-Yds	TD	LG
Troy	18	13	50	0	10	0-0	0	-
E. Kentucky	17	8	25	0	8	1-(2)	0	-
@ ODU								
Special Teams Only								
@ S. Alabama	10	6	35	2	12	1-21	0	21
Louisville	13	1	3	0	3	0-0	0	-
@ VT	10	4	13	0	8	0-0	0	-
@ WFU	8	2	(3)	0	3	0-0	0	-
Clemson	1	0	0	0	0	0-0	0	-
@ BC	7	5	35	1	35	1-11	0	11
*@ FSU	18	0	0	0	-	1-9	0	9
Syracuse	25	13	81	1	19	0-0	0	-
UNC	37	14	77	0	20	0-0	0	-
\$Miss. State								
DNP - Injured								
\$ - Belk Bowl, Charlotte, N.C.								

2016 Gallaspy Game by Game Stats


Opponent	PI	Att	Yds	TD	Lg	Rec-Yds	TD	LG
W&M	21	4	25	0	7	1-6	0	6
@ ECU	15	5	61	1	37	1-7	0	7
ODU	17	5	20	0	12	1-(4)	0	(4)
WFU	4	2	11	0	8	0-0	0	-
ND	8	1	2	0	2	0-0	0	-
@ Clemson	2	0	0	0	0	0-0	0	-
@ Louisville	18	3	4	0	2	0-0	0	-
BC								
DNP - Sick								
FSU	1	0	0	0	-	0-0	0	-
@ Syracuse	13	6	22	0	12	0-0	0	-
Miami	5	2	1	0	2	0-0	0	-
@ UNC	13	10	62	0	16	0-0	0	-
\$Vanderbilt	27	11	26	1	8	2-0	0	-
\$ - Independence Bowl, Shreveport, La.								

Gallaspy Career Stats

Year	GP-GS	PI	Att	Yds	TD	Lg	YPC	Rec-Yds	TD	YPR	LG
2015	12-1	164	66	316	4	35	4.8	4-39	0	9.0	21
2016	12-0	144	49	234	2	37	4.8	5-9	0	1.8	6
Totals	24-1	308	115	550	6	37	4.8	9-48	0	5.3	21

Gallaspy Career Bests

Plays.....	37	UNC (2015)
Rushes.....	14	UNC (2015)
Rushing Yards.....	81	Syracuse (2015)
Rush TDs.....	2	South Alabama (2015)
Long Rush.....	37	East Carolina (2016)



76 HARRISON GEE, OG

6'3 / 301 / RS - Freshman
Burlington, N.C. (Walter Williams)

AS A FRESHMAN (2016):

- Redshirted the season at offensive guard.

IN HIGH SCHOOL:

- Played on both the offensive and defensive lines at Walter M. Williams High School for coach Dave Grant, he helped team reach the NC 3A state playoffs as a senior.
- Senior Stats: Tallied 22 tackles, three tackles for loss and two sacks as a senior.
- Honors: Played in the 2015 Shrine Bowl and the 2016 Semper Fi All-American Bowl in Los Angeles in January.
- Rankings: No. 45 player in North Carolina by rivals.com. No. 78 offensive guard nationally, No. 4 in North Carolina, by scout.com.
- Personal: NC State's first commitment in the 2016 class. Father Mike won first-team All-ACC honors as a guard for the Wolfpack in 1992, he was also an Academic All-ACC performer.
- Major: Management



37 VERNON GRIER, CB

5'10 / 180 / RS - Sophomore
Charlotte, N.C. (Mallard Creek)

AS A RS-FRESHMAN (2016):

- Saw action in three games: William & Mary, Old Dominion and Vanderbilt.
- Spent the first half of spring practice at CB, then moved back to WR.

AS A FRESHMAN (2015):

- Redshirted the season at wide receiver.

IN HIGH SCHOOL:

- Played wide receiver at Mallard Creek High School for coach Michael Palmieri.
- Helped lead team to the NC 4AA state championship as a senior, with a 15-1 record.
- Team finished season ranked No. 1 in North Carolina and No. 69 nationally regardless of classification.
- Mallard Creek was also state champions his junior season
- Also runs track and help 4x100 relay team win the national championship and a state title as a junior.
- Senior Stats: 64 receptions for 1,158 yards and 16 touchdowns.
- Junior Stats: 560 receiving yards and 10 touchdowns.
- Honors: Named Western offensive MVP in the championship game, totaling four catches for 85 yards. Raleigh All-Observer team (2014) and the NC Preps all-state team.
- Rankings: No. 106 WR nationally by ESPN.com.
- Personal: From the same high school as H-back Jaylen Samuels.
- Major: Sport management

Grier Career Stats

Year	GP-GS	PI	Rec	Yds	TD
2016	3-0	7	0	0	-



57 TYLER GRIFFITHS, LS

6'2 / 230 / Junior
Indian Trail, N.C. (Sun Valley)

AS A SOPHOMORE (2016):

- Has snapped the ball 248 times in his first two years.
- Snapper for all kicks for the second straight season.

AS A FRESHMAN (2015):

- Average snap speed for long snaps was 0.68 seconds.

IN HIGH SCHOOL:

- Long snapper, defensive end and MLB for coach Tad Baucom.
- **Senior Stats:** 39 tackles and two sacks.
- **Honors:** First-team all-conference and conference specialist of the year as a senior. First-team All-NC Gridiron. Played in Offense-Defense All-American Bowl. Received Time Warner Cable scholar-athlete award.
- **Rankings:** No. 1 snapper in North Carolina, No. 7 snapper nationally by Chris Rubio Snapping.
- **Major:** Criminology

Griffiths Career Stats

Year	GP-GS	Pl	Punt Snaps	Short Snaps
2015	12-0	0	67	70
2016	13-0	0	53	58
Totals	25-0	0	120	128



3 KELVIN HARMON, WR

6'3 / 213 / Sophomore

Palmyra, N.J. (Palmyra)

AS A FRESHMAN (2016):

- Earned the team's Philip Rivers Award for Freshman of the Year, he was named to the Athlon Sports All-ACC Freshman squad.
- Set a school record for TD receptions by a freshman with five. His 462 yards was the third-best total ever by a Pack rookie.
- Averaged 17.1 yards per catch for the season, the second-best mark ever by an NC State freshman.
- Leads the team in touchdown catches.
- Started more games (4) than any other true of RS-freshman in 2016.
- Hauled in two touchdowns in the win over Wake Forest.
- Became the fifth Pack receiver to turn in a 100-yard game in 2016 with 101 catches on four yards vs. Syracuse.
- Chosen to participate in Freshman Honors Convocation.

IN HIGH SCHOOL:

- Played WR, safety at Palmyra High School for coach Jack Geisel. Helped lead his team to a 10-2 record and the N.J. Central Group 1 state finals.
- **Career Stats:** 165 catches for 2,764 yards and 36 touchdowns
- **Senior Stats:** Caught 66 passes for 1,111 yards and 14 touchdowns as a senior. Led New Jersey in yards. Returned two punts for TDs. Also notched 38 tackles, two sacks and an INT on defense.
- **Honors:** Only one of four players to repeat on the Burlington County Times' all-county team. Named first-team all-state and all-county and was the Burlington County Player of the Year. Played in the Offense/Defense All-Star game in Daytona Beach, Fla.
- **Rankings:** No. 57 WR nationally and the No. 7 player in New Jersey by rivals.com. Ranked the No. 6 wide receiver in New Jersey by scout.com.
- **Major:** Sport management

2016 Harmon Game by Game Stats

Opponent	Pl	Rec	Yds	TD	LP
W&M	38	2	53	0	29
@ ECU	7	0	0	0	-
*ODU	37	3	41	0	21
WFU	40	2	43	2	36
ND	20	0	0	0	-
@ Clemson	34	3	42	0	24
*@ Louisville	32	2	17	1	14
BC	40	5	80	1	30
FSU	46	1	13	0	13
*@ Syracuse	41	4	101	1	68
Miami	39	4	68	0	39
*@ UNC	41	0	0	0	-
\$Vanderbilt	45	1	4	0	4

\$ - Independence Bowl, Shreveport, La.

Harmon Career Stats

Year	GP-GS	Pl	Rec	Yds	TD	YPR	LP
2016	13-4	460	27	462	5	17.1	68

Harmon Career Bests

Plays.....	46	Florida State (2016)
Receptions.....	5	Boston College (2016)
Rec. Yards.....	101	Syracuse (2016)
Rec. TDs.....	2	Wake Forest (2016)
Long Reception.....	68	Syracuse (2016)



98 B.J. HILL, DT

6'4 / 315 / Senior

Oakboro, N.C. (W. Stanley)

AS A SENIOR (2017):

- Enters his senior season with more career starts (31) than any other player on defense. That mark ranks second on the entire team.
- One of the strongest players on the team, he can bench 500 lbs.

AS A JUNIOR (2016):

- Solid performer on the defensive line - tallying 586 snaps and 39 stops for the season.
- Co-recipient of the team's Bo Rein Award, for a vital contribution in an unsung role.

AS A SOPHOMORE (2015):

- Workhorse on the defensive line who ranked fifth on the team in tackles with 51 - third in tackles for loss with 11.
- Co-Recipient of the Carey Brewbaker Award, which is given to the team's most outstanding defensive lineman.
- Tied for the team lead in tackles in the win at Old Dominion.

AS A FRESHMAN (2014):

- Started five of the last six games at defensive tackle, including the bowl victory over UCF. He led all true freshmen on defense in starts.
- Earned his first career start at Louisville - he tallied seven tackles in that contest - including 1.5 tackles for loss.
- Earned the Philip Rivers Freshman of the Year Award for the defense, he tallied 37 stops and 7.5 tackles for loss for the season.
- Enrolled at NC State for 2014 spring semester. Participated in spring drills.

IN HIGH SCHOOL:

- Played defensive end and running back for coach James Johnson.
- **Senior Stats:** 68 tackles, nine sacks and one INT; 118 rushes for 819 yards and five touchdowns.
- Also played basketball, including AAU competition.
- **Rankings:** No. 70 defensive end nationally by scout.com. No. 35 player in North Carolina by rivals.com. No. 50 defensive end nationally by ESPN.com.
- **Personal:** Criminology

2014 Hill Game by Game Stats

Opponent	Pl	Ht	Ast	Tot	TFL	Sack	QP	PBU
Ga. Southern	25	0	1	1				
Old Dominion	19	0	0	0				
@ USF	15	1	0	1				
Presbyterian	18	0	1	1				
FSU								
@ Clemson	40	7	1	8	2-6	1-2		
Boston College	43	1	4	5				
*@ Louisville	66	5	2	7	1.5-6		1	
*@ Syracuse	45	3	1	4	2.5-8	0.5-2		1
*Georgia Tech	50	0	3	3				
Wake Forest	37	0	4	4	0.5-1			
*@ UNC	58	1	2	3	1-2			
\$*UCF	70	2	1	3			1	

\$ - Bitcoin St. Petersburg Bowl, St. Petersburg, Fla.



2015 Hill Game by Game Stats

Opponent	Pl	Ht	Ast	Tot	TFL	Sack	QP	PBU	BK
*Troy	21	2	1	3					
*E. Kentucky	29	4	0	4	3-11	1-2		1	
*@ ODU	33	1	5	6	0.5-2		1		
*@ S. Alabama	44	0	0	0					
*Louisville	68	4	3	7	1.5-3	1-3			
*@ VT	53	1	2	3	0.5-1		1		
*@ WFU	46	3	3	6	1-3			1	
*Clemson	59	0	4	4				1	1
*@ BC	39	4	2	6	2.5-11	1.5-7			
*@ FSU	56	2	1	3			2		
*Syracuse	37	0	1	1	0.5-0				
*UNC	58	2	3	5	1.5-5				
*Miss. St.	70	1	2	3					

Note: Also played 1 snap on offense vs. ECU

\$ - Belk Bowl, Charlotte, N.C.

2016 Hill Game by Game Stats

Opponent	Pl	Ht	Ast	Tot	TFL	Sack	QP	PBUCE/RF
*W&M	32	0	1	1	0.5-0			
*@ ECU	49	2	4	6				1/0
*ODU	31	0	1	1				
*WFU	62	1	3	4				1
*ND	56	2	2	4			1	0/2
*@ Clemson	58	5	4	9				
*@ Louisville	50	1	0	1	1-1			
*BC	56	0	2	2				
*FSU	47	0	1	1				1
*@ Syracuse	35	0	0	0				
*Miami	57	1	3	4			1	
*@ UNC	49	3	0	3	1-8	1-8		
*Vanderbilt	53	1	2	3				

\$ - Independence Bowl, Shreveport, La.

Hill Career Stats

Year	GP-GS	Pl	Hit	Ast	Tot	TFL	Sk	CF/RF	QP	PBU
2014	12-5	486	20	20	40	7.5--23	1.5-4		2	1
2015	13-13	613	24	27	51	11-36	3.5-12		4	3
2016	13-13	586	16	23	39	2.5-9	1-8	1/2	2	2
Totals	38-31	1,685	60	70	130	21-68	6-24	1/2	8	6

Hill Career Bests

Plays.....	70	Miss. St. (2015), UCF (2014)
Tackles.....	9	Clemson (2016)
TFL.....	2.5	Syracuse (2014), BC (2015)
Sacks.....	1.5	BC (2015)
QB Pressures.....	2	Florida State (2015)



7 NYHEIM HINES, RB

5'9 / 197 / Junior

Garner, N.C. (Garner)

Pronunciation: nie HEEM

AS A JUNIOR (2017):

- An All-American and ACC Champion in track, he played WR and RB in 2016, but saw most of his action at WR. Moved to RB this spring.
- Ranks fifth in school history with 1,702 career kickoff return yards - just 25 games into his career.
- Has tallied 2,770 all-purpose yards for his career.
- 25.4 KOR average is the sixth-best career mark in school history.
- One of only four players in ACC history to post two 100-yard kickoff returns in a career.

AS A SOPHOMORE (2016):

- Had 11 catches vs. Florida State - tied as the fifth-highest reception total in school history.
- 782 kickoff return yards was fifth-best single-season mark in school record book, he now holds two of the top five single-season marks.
- Had the second 100-yard kickoff return of his career in the Independence Bowl win over Vanderbilt.

- Tallied 1,351 all-purpose yards in 2016, the No. 15 mark in school history.
- Posted the third-highest kickoff return total in school history with 189 yards on 8 returns at Louisville. He also holds the sixth-highest mark - 169 yards vs. Louisville in 2015.
- Missed the ODU game with an injury, he played only on special teams vs. Wake Forest.
- Competed with the Wolfpack track squad, he won All-American honors as the leadoff leg for the 4x100m relay squad (outdoors) that also won the ACC title. Also earned All-ACC honors in the 100m (outdoors) and the 60m (indoors).

AS A FRESHMAN (2015):

- Named a Freshman All-American by Athlon and 247sports.com.
- Played a variety of roles for the Wolfpack in 2015: wide receiver, kick returner and over the latter part of the regular season, running back. Sat in all three meeting rooms.
- 920 KOR yards as a rookie ranks 10th on the Wolfpack career list.
- An honorable mention All-ACC performer as a specialist, his 26.3 yard kick return average was the league's fifth-best mark. His 28.7 mark against ACC opponents ranked second.
- Posted the second-best kickoff return average ever for a Wolfpack freshman, tied for ninth overall.
- Earned the team's Philip Rivers Award as top offensive freshman.
- Tallied 208 all-purpose yards in the win over Syracuse, he was named the ACC Rookie of the Week for that performance.
- Tallied 1,419 all-purpose yards for the season - the ninth-best mark in school history and the second-best ever by a Pack freshman.
- Had a 100-yard kickoff return against No. 3 Clemson - that mark tied as the longest KOR and 3rd longest play in school history.
- Only member of the Pack to score a rushing touchdown, receiving touchdown and on a return in 2015.
- Had five KOR for 169 yards versus Louisville - that was the fifth-highest total in school history.
- 90-yarder vs. the Cardinals tied for 14th-longest KOR in school history.

IN HIGH SCHOOL:

- Played running back at local Garner High School for coach Thurman Leach. Helped lead his team to a 13-2 record and the NC 4AA state championship semifinals.
- Career Stats: 6,242 rushing yards, 7,299 total yards, 126 touchdowns - all school record.
- Senior Stats: Rushed for 2,362 yards and 38 touchdowns. Tallied 318 receiving yards and three more scores.
- Junior Stats: Rushed for 3,140 yards and 49 touchdowns. That yardage total broke the Wake County record. Also had 600 yards and nine receiving touchdowns.
- Sophomore Stats: Tallied 52 tackles and two interceptions as a defensive back, 95 rushes for 750 yards and 14 touchdowns, 21 receptions for 304 yards and four more scores on offense. Also returned four kickoffs for touchdowns.
- Honors: Named to the AP all-state team. Played in the Semper Fidelis All-American game in Cal. Named academic all-conference all four years.
- Track: Second in the 4-A state finals of both the 100-meters and the 300-meter hurdles.
- Rankings: No. 133 player nationally regardless of position, No. 3 all-purpose back nationally, No. 4 player in N.C. by scout.com. No. 94 player and No. 24 RB nationally, No. 4 player in N.C. by rivals.com. No. 155 nationally in the ESPN 300. ESPN also ranked him No. 16 RB nationally and No. 5 player in N.C.
- Personal: Twin sister, Nyah, is a hurdler for Wolfpack track & field.
- Major: Management

2015 Hines Game by Game Stats

Opponent	Pl	Rec	Yds	TD	LP	KOR	Rush-Yd
Troy	19	1	5	0	5	2-52	2-(3)
*E. Kentucky	26	2	15	0	12	1-21	1-5
@ ODU	7	0	0	0	-	3-84	1-2
@ S. Alabama	19	0	0	0	-	3-60	2-14
Louisville	28	1	9	0	9	5-169	0-0
@ VT	38	1	17	0	17	2-54	3-7
@ WFU	31	3	68	1	58	1-26	0-0
Clemson	41	2	26	0	13	3-135-1	1-(2)
*@ BC	44	1	5	0	5	1-19	7-23

*@ FSU	43	2	19	0	14	2-36	3-18
Syracuse	23	5	69	0	34	3-69	6-70-1
*UNC	26	2	23	0	18	3-66	9-39
\$*Miss. St.	47	0	0	0	-	6-129	13-70
\$ - Belk Bowl, Charlotte, N.C.							

2016 Hines Game by Game Stats

Opponent	Pl	Rec	Yds	TD	LP	KOR	Rush-Yd
*W&M	35	4	42	0	21	1-25	3-8
*@ ECU	35	3	28	0	12	5-95	1-14
ODU			DNP - Injured				
WFU	8	0	0	0	-	3-55	0-0
*ND	25	2	8	0	4	1-28	2-2
@ Clemson	51	3	65	0	39	0-0	0-0
*@ Louisville	27	2	33	0	32	8-189	2-(16)
BC	40	6	62	0	32	1-56	1-3
FSU	48	11	124	0	31	3-60	0-0
@ Syracuse	29	3	73	0	56	5-86	0-0
*Miami	35	1	8	0	8	2-47	0-0
@ UNC	34	2	13	0	9	1-23	3-29
\$* Vanderbilt	43	6	69	0	16	2-118-1	1-4

\$ - Independence Bowl, Shreveport, La.

Hines Career Stats

Year	GP-GS	Pl	Rec	Yds	TD	YPR	Lg	Rush	YPC	KOR	TD	Avg
2015	13-5	392	20	256	1	12.8	58	48-243	5.1	35-920	1	26.3
2016	12-6	410	43	525	0	12.2	56	13-44	3.4	32-782	1	22.1
Totals	25-11	802	63	781	1	12.4	58	61-287	4.7	67-1,702	2	24.8

Hines Career Bests

Plays.....	48	Florida State (2016)
Receptions.....	11	Florida State (2016)
Receiving Yards.....	124	Florida State (2016)
Rec. TDs.....	1	Wake Forest (2015)
Long Rec.....	58	Wake Forest (2015)
Rushes.....	13	Mississippi St. (2015)
Rushing Yards.....	70	Syracuse, Miss. State (2015)
Rush TDs.....	1	Syracuse (2015)
Long Rush.....	38	Syracuse (2015)
KOR.....	8	Louisville (2016)
KOR Yards.....	189	Louisville (2016)
KOR TDs.....	1	Clemson (2015), Vanderbilt (2016)
Long KOR.....	100	Clemson (2015), Vanderbilt (2016)



55 DEONTE HOLDEN, DE

6'4 / 240 / RS - Junior (Graduate)
Landover, Md. (Dematha Catholic)

AS A RS - JUNIOR (2016):

- Graduated in May after just three years.
- Saw action in the Old Dominion contest, he was in for 19 snaps.

AS A RS - FRESHMAN (2015):

- Missed the entire campaign with an injury.

AS A FRESHMAN (2014):

- Redshirted the season at defensive end.

IN HIGH SCHOOL:

- Played defensive end and tight end for coach Elijah Brooks.
- Team finished 11-1, including a 6-0 record in conference play, won the WCAC championship and finished as the top ranked team in Maryland.
- Honors: Played in the Offense-Defense Senior Bowl and Chesapeake Bowl.
- Rankings: No. 77 defensive end nationally by scout.com. No. 31 strongside DE nationally and No. 18 player in Maryland by rivals.com. No. 110 defensive end nationally and the No. 25 player in Maryland by ESPN.com.
- Major: Graduated in business marketing after three years in May of 2017.

Holden Career Stats

Year	GP-GS	Pl	Hit	Ast	Tot	TFL	QP
2016	1-0	19	0	2	2	0.5-0	1



99 QUENTEZ JOHNSON, DT

6'2 / 308 / RS - Sophomore
Ellenwood, Ga. (Cedar Grove)

AS A RS - FRESHMAN (2016):

- Worked with the scout team but did not see game action.

AS A FRESHMAN (2015):

- Redshirted the season.

IN HIGH SCHOOL:

- Played defensive tackle at Cedar Grove High School for coach Jimmy Smith.
- Helped lead team to a 9-3 record and the Georgia State Class AAA quarterfinals.
- Senior Stats: 45 tackles, including 10 for loss and 6.5 sacks. Also forced three fumbles.
- Junior Stats: Totaled 65 tackles, 12 tackles for a loss, and three sacks.
- Honors: Earned all-region honors senior year.
- Rankings: No. 78 defensive tackle nationally by scout.com. No. 48 defensive tackle nationally by rivals.com. No. 39 defensive tackle nationally by ESPN.com.
- Major: Sport management



27 JUSTIN JONES, DT

6'2 / 312 / Senior
Austell, Ga. (S. Cobb)

AS A JUNIOR (2016):

- Solid performer in his first season as a starter, he ranked seventh on the team in tackles.
- An honorable mention All-ACC performer according to the league's coaches.
- Blocked a field goal versus Boston College.

AS A SOPHOMORE (2015):

- Top reserve on the defensive line, he started three contests.
- Missed spring workouts with an injury.

AS FRESHMAN (2014):

- Reserve rookie tackle who saw action in 10 contests, tallying 11 stops.

IN HIGH SCHOOL:

- Junior Stats: Tallied 63 tackles, including eight for loss.
- Honors: Played in the Cobb County All-Star Senior Bowl where he recorded a sack and blocked an extra point. Also played in the Offense-Defense Senior Bowl.
- Rankings: No. 241 player nationally (regardless of position), No. 14 strongside DE nationally, No. 20 player in Georgia by rivals.com. No. 38 DT nationally by ESPN.com.
- Major: Sport management

2014 Justin Jones Game by Game Stats

Opponent	Pl	Ht	Ast	Tot	TFL	PBU	QPCF/RE
Ga. Southern	Did Not Play						
Old Dominion	28	0	0	0			
@ USF	4	1	0	1			
Presbyterian	18	1	2	3			
FSU	12	0	0	0			
@ Clemson	20	1	0	1			
Boston College	Did Not Play - Injured						
@ Louisville	Did Not Play - Suspended						
@ Syracuse	11	0	1	1			
Georgia Tech	11	2	2	4			
Wake Forest	12	0	0	0			
@ UNC	8	1	0	1			
\$ UCF	8	0	0	0			

\$ - Bitcoin St. Petersburg Bowl, St. Petersburg, Fla.



2015 Justin Jones Game by Game Stats

Opponent	PI	Ht	Ast	Tot	TFL	Sacks	QPCF/RF
Troy	18	2	0	2	1-5		1/0
*E. Kentucky	24	0	0	0			
@ S. Alabama	29	0	2	2			
Louisville	36	3	0	3	2-5		1
@ VT	18	0	0	0			
@ WFU	34	3	1	4	1-1		
Clemson	43	5	2	7	1.5-10	1-9	
@ BC	43	2	1	3			
@ FSU	46	1	1	2			
Syracuse	45	3	0	3	1-3	1-3	
UNC	28	1	1	2			1
\$Miss. St	26	0	0	0			

\$ Belk Bowl, Charlotte, N.C.

2016 Justin Jones Game by Game Stats

Opponent	PI	Ht	Ast	Tot	TFL	Sk	QPCF/RF	PBU	BK
*W&M	26	2	0	2					
*@ ECU	52	2	4	6	1-2				
*ODU	31	1	3	4	1-11	1-11	1		
*WFU	49	0	2	2					
*ND	48	1	1	2					
*@ Clemson	62	0	2	2					
*@ Louisville	43	0	0	0			1		
*BC	55	2	5	7					1
*FSU	40	2	2	4	2-11	1-8			
*@ Syracuse	34	4	0	4					
*Miami	42	2	2	4	1-6				
*@ UNC	40	1	1	2	0.5-0				
\$*Vanderbilt	45	4	0	4	1-6	1-6			1

\$ - Independence Bowl, Shreveport, La.

Ju. Jones Career Stats

Year	GP-GS	PI	Hit	Ast	Tot	TFL	Sk	QP	CF/RF	PBU	BK
2014	10-0	132	6	5	11			2			
2015	13-3	408	20	9	29	6.5-24	2-12	3	1/0		
2016	13-13	567	21	22	43	6.5-36	3-25	2		1	1
Totals	36-16	1,107	47	36	83	13-60	5-37	7	1/0	1	1

Ju. Jones Career Bests

Plays.....	62	Clemson (2016)
Tackles.....	7	Clemson (2015), BC (2016)
TFL.....	2	Louisville (2015), FSU (2016)
Sacks.....	1	vs. five teams



53 TYLER JONES, OT

6'3 / 300 / RS - Junior
Stone Mountain, Ga. (Stephenson)

AS A RS - SOPHOMORE (2016):

- Played 98% of the team's offensive snaps last season, including every snap during ACC play
- Starter at left tackle for the entire season, he did not allow a sack in the last seven games.

AS A RS - FRESHMAN (2015):

- Started the South Alabama and Louisville contests at left guard and the Boston College, Syracuse and UNC games at right tackle.

AS A FRESHMAN (2014):

- Redshirted the season at offensive guard.

IN HIGH SCHOOL

- Played on the offensive line for coach Ron Gartrell.
- Helped team to a 7-3 mark as a senior, reaching the second round of the Georgia 5A state playoffs.
- **Honors:** 2013 5A all-state honorable mention selection. Played in the Cobb All-Star Senior Bowl and the Florida-Georgia all-star contest.
- **Rankings:** No. 2 guard in Georgia by the Atlanta Journal Constitution. No. 46 offensive guard nationally by scout.com. No. 48 offensive tackle nationally and No. 50 player in Georgia by rivals.com. No. 33 offensive

tackle nationally by ESPN.com.

- **Major:** Communication

2015 T. Jones Game by Game Stats

Opponent	PI
Troy	15
E. Kentucky	15
@ ODU	27
*@ S. Alabama	61
*Louisville	59
@ VT	DNP
@ WFU	1
Clemson	DNP
*@ BC	62
@ FSU	32
*Syracuse	83
*UNC	95
\$*Miss. St.	81

\$ - Belk Bowl, Charlotte, N.C.

2016 T. Jones Game by Game Stats

Opponent	PI	KD	Sk Allowed
*W&M	81	4	0
*@ ECU	66	0	1
*ODU	62	3	0
*WFU	80	2	0
*ND	64	1	0
*@ Clemson	74	4	1
*@ Louisville	63	0	0
*BC	67	2	0
*FSU	86	0	0
*@ Syracuse	86	4	0
*Miami	76	1	0
*@ UNC	79	2	0
\$*Vanderbilt	68	3	0

\$ - Independence Bowl, Shreveport, La.

T. Jones Career Stats

Year	GP-GS	Ply	KD	Sk Allow
2015	11-6	531	NA	NA
2016	13-13	952	26	2
Totals	24-19	1,483	NA	NA

T. Jones Career Bests

Plays.....	95	UNC (2015)
------------	----	------------



34 TIM KIDD-GLASS, SAFETY

6'1 / 202 / Sophomore
Danville, Va. (George Washington)

AS FRESHMAN (2016):

- Saw action in eight games on special teams.

IN HIGH SCHOOL:

- Played for Coach Nick Anderson at George Washington HS where he moved from linebacker to safety for his senior season. Helped lead his team to a 12-2 record and the second round of the Virginia Group 4A state playoffs
- **Honors:** An all-state selection, he was also named first-team all-metro, all-district, and all-conference.
- **Rankings:** No. 22 player in Virginia by rivals.com. No. 74 safety nationally, No. 3 in Virginia, by scout.com.
- **Major:** Enrolled in exploratory studies.

Kidd-Glass Career Stats

Year	GP-GS	PI	Hit	Ast	Tot
2016	8-0	0	1	1	2



26 NICHOLAS LACY, CB

5'7 / 182 / RS - Senior
Pinehurst, N.C. (Pinecrest)

AS A RS - JUNIOR (2016):

- Saw action in all 12 games on special teams.

AS A RS - SOPHOMORE (2014):

- Saw action on special teams in the last four games of the season. He had a fumble recovery.

AS A RS - FRESHMAN (2013):

- Redshirted the season.

IN HIGH SCHOOL:

- Three-year varsity starter for coach Christopher Metzger.
- Senior Stats: 54 tackles, 11 passes broken up, two interceptions.
- Junior Stats: 43 tackles, 10 passes broken up.
- Sophomore Stats: 33 tackles, two interceptions.
- Honors: All-conference performer and three-time honorable mention all-conference performer, Shrine Bowl selection and team captain.
- Personal: Has spent the past two spring breaks on mission trips to Kenya.
- Major: Biological sciences

Lacy Career Stats

Year	GP-GS	PI	Hit	Ast	Tot	CF/RF
2014	4-0	0	0	0	0	0/1
2015	10-0	0	0	1	1	0/0
2016	12-0	0	0	0	0	0/0
Totals	26-0	0	0	1	1	0/1



30 GAVIN LOCKLEAR, WR

5'10 / 195 / RS - Senior
Apex, N.C. (Apex)

AS A RS - JUNIOR (2016):

- Caught two passes and completed two passes. He was 2-3 passing for a gain of 66 yards.

AS A RS - SOPHOMORE (2015):

- Former walkon who was awarded a scholarship prior to the season.
- Co-recipient of the team's Ken McNeill Iron Wolf Award, awarded annually to the player who makes the greatest comeback from injury. He suffered an open compound fracture in his lower leg in the summer of 2014.

AS A RS - FRESHMAN (2014):

- Spent the 2014 campaign rehabbing from his injury.

AS A FRESHMAN (2013):

- Redshirted the season, he saw action with the scout team.

IN HIGH SCHOOL:

- Four-year varsity starter, he played for Coach Bob Wolfe and Joe Kilby.
- Senior Stats: 21 receptions for 424 yards and 2 TDs. 108 tackles, 3 tackles for loss, 2 interceptions, 6 pass deflections, 1 fumble recovery.
- Junior Stats: Missed two games with a back injury, but played mostly defense. Had 12 receptions for 205 yards.
- Sophomore Stats: 18 receptions for 352 yards and 4 TDs.
- Honors: All-conference performer at wide receiver as a senior. Also named team MVP. Academic all-conference performer all four years of high school.
- Major: Sport management

2016 Locklear Game by Game Stats

Opponent	PI	Rec	Yds	TD	LP	Pass
W&M	8	0	0			
@ ECU	4					1-1-28
ODU	28	1	5	0	5	
WFU	12	1	10	0	10	
ND	5	0	0	0	-	
@ Clemson	7	0	0	0	-	1-1-38
@ Louisville	6	0	0	0	-	0-1-0
BC						Special Teams Only

FSU			DNP	
@ Syracuse	7	0	0	0
Miami	1	0	0	0
@ UNC			Special Teams Only	
\$Vanderbilt	4	0	0	0

\$ - Independence Bowl, Shreveport, La.

Locklear Career Stats

Year	GP-GS	PI	Rec	Yds	TD	YPR	LP	Cmp-Att	Yds
2015	12-0	103	7	75	0	10.7	15		
2016	13-0	82	2	15	0	7.5	10	2-3	66
Totals	25-0	185	9	90	0	10.0	15	2-3	66



12 STEPHEN LOUIS, WR

6'2 / 217 / RS - Junior
W. Palm Beach, Fla. (Palm Beach Lakes)
Pronunciation: steff AHN LEW is

OVERALL

- Has posted the fourth-best career yards-per-catch mark in school history: 17.86.

AS A RS-SOPHOMORE (2015):

- Ranked third in the ACC and 13th in the FBS with a 19.37 yards per catch average - that mark ranked ninth in school history.
- Led the team in receiving yardage with 678.
- Turned in the first 100-yard receiving performance for a Pack player since 2013 with 142 yards vs. ECU. He also had 100-yard outings (4-102) in the wins vs. Wake Forest and UNC (4-124).
- His three 100-yard games in a season tied as the ninth-best mark ever for a Pack receiver.
- Earned the team's Gary Rowe Award for receiver of the year. Also a co-recipient of the Ken McNeill Iron Wolf Award, given for making a comeback from an injury.
- First Wolfpack player since Jericho Cotchery in 2003 to post three 100+ yard games in one season.

AS A RS-FRESHMAN (2015):

- Missed the entire season after undergoing surgery on both shoulders.

AS A FRESHMAN (2014):

- Reserve wide receiver who earned a starting nod in two games: Louisville and Georgia Tech.
- Pulled down seven catches on the year, including a touchdown grab vs. Old Dominion.
- Enrolled at NC State for the 2014 spring semester and participated in spring drills.

IN HIGH SCHOOL:

- Played wide receiver and running back for coach Willie Snead.
- Senior Stats: 1,013 rushing yards and 15 touchdowns. In his final high school game, rushed for 244 yards and four scores.
- Rankings: No. 100 player in Florida by Rivals.com. No. 104 athlete nationally by ESPN.com.
- Major: Program management

2014 Louis Game by Game Stats

Opponent	PI	Rec	Yds	TD	LP
Ga. Southern	10	1	9	0	9
Old Dominion	33	2	14	1	16
@ USF	27	0	0	0	-
Presbyterian	15	1	6	0	6
FSU					Special Teams Only
@ Clemson	19	0	0	0	-
Boston College	22	0	0	0	-
*@ Louisville	19	2	31	0	21
@ Syracuse					Special Teams Only
*Georgia Tech	8	0	0	0	-
Wake Forest	19	1	12	-	12
@ UNC	15	0	0	0	-
\$UCF					DNP - Injured

\$ - Bitcoin St. Petersburg Bowl, St. Petersburg, Fla.



2016 Louis Game by Game Stats

Opponent	Pl	Rec	Yds	TD	LP
*W&M	35	1	4	0	4
@ ECU	47	3	142	1	80
*ODU	42	5	80	0	40
*WFU	55	4	102	0	41
*ND	36	0	0	0	-
@ Clemson	64	3	31	0	18
*@ Louisville	40	3	48	0	23
*BC	64	2	15	0	8
*FSU	58	2	24	0	14
*@ Syracuse	48	1	17	0	17
Miami	57	5	70	0	19
*@ UNC	51	4	124	1	59
\$* Vanderbilt	41	2	21	0	14

\$ - Independence Bowl, Shreveport, La.

Louis Career Stats

Year	GP-GS	Pl	Rec	Yds	TD	YPR	LP
2014	12-2	187	7	72	1	10.3	21
2016	13-10	638	35	678	2	19.4	80
Totals	25-12	825	42	750	3	17.9	80

Louis Career Bests

Plays.....	64	Clemson, BC (2016)
Receptions.....	5	ODU (2016), Miami (2016)
Receiving Yards.....	142	East Carolina (2016)
Rec. TDs.....	1	vs. three teams



97 JACKSON MAPLES, PK

5'10 / 195 / RS - Junior
West End, N.C. (Pinecrest)

AS A RS - SOPHOMORE (2016):

- Handled the kickoff duties in seven games

AS A RS - FRESHMAN (2015):

- Handled all the kickoff duties, 39 of his 73 kickoffs resulted in touchbacks.

AS A FRESHMAN (2014):

- Redshirted the season.
- Named to the 2014-15 ACC Academic Honor Roll.

IN HIGH SCHOOL:

- Junior Stats:** Connected on a 60-yard field goal.
- Rankings:** No. 23 kicker in the nation by kohlskicking.com for the class of 2014. Kohls also ranked him as a five-star kicker.
- Personal:** Civil engineering

Maples Career Stats

Year	GP-GS	Pl	KO	Yds	TB	OB
2015	13-0	0	73	4,461	39	4
2016	7-0	0	22	1,342	6	3
Totals	20-0	0	95	5,803	45	7



2 JALAN MCCLENDON, QB

6'5 / 221 / RS - Junior
Charlotte, N.C. (W. Mecklenburg)

AS A RS - SOPHOMORE (2016):

- Backup quarterback who saw action in 10 games and was the team's fourth-leading rusher.
- Came in during the second half of the Notre Dame contest and rushed for 56 yards on 10 carries. Also completed two pass attempts to help milk the clock in a driving rainstorm.
- Led the longest drive of the day against the Fighting Irish for either team (7:49) in the 3rd quarter. Even though the Pack did not score on that contest, it ate up clock and gave the Irish the ball at their own 25.
- Responsible for three touchdowns in three plays in the first three quarters

of the ODU game. Rushed for two and threw for one.

AS A RS - FRESHMAN (2015):

- Saw action in seven games, he led the Wolfpack to two scores in the win at South Alabama. Completed .571 of his pass attempts for the season.

AS A FRESHMAN (2014):

- Redshirted the season at quarterback.

IN HIGH SCHOOL:

- Played quarterback at for coach Jeff Caldwell. As a freshman, he was a 5'9 option quarterback.
- Led team to a 9-3 record and a berth in the NC 4AA state playoffs in 2013.
- Also played high school basketball.
- Senior Stats:** Threw for over 1,700 yards and 17 touchdowns.
- Junior Stats:** Threw for over 1,700 yards and 22 touchdowns and rushed for over 200 yards and six touchdowns.
- Honors:** Played in the 2013 North Carolina-South Carolina Shrine Bowl. Was the starting QB for North Carolina, completing 16-of-26 passes for 164 yards.
- Rankings:** the No. 15 QB nationally by scout.com. No. 18 pro-style quarterback and No. 22 player in N.C. by rivals.com. No. 20 pocket-passer quarterback nationally and the No. 16 player in N.C. by ESPN.com.
- Personal:** As a freshman in high school, was a 5'9 option QB.
- Major:** Communication

2015 McClendon Game by Game Stats

Opponent	Pl	Cmp-Att	Yds	Int	TD	Lg	Rush-Yds	TD	Tot	Off
Troy	15	1-2	3	0	0	3	2-4	0	7	
E. Kentucky	16	4-8	28	0	0	15	1-6	0	34	
@ ODU	4	0-0	0	0	0	-	0-0	0	0	
@ S. Alabama	21	3-4	38	0	0	21	1-7	0	45	
Louisville			DNP							
@ VT			DNP							
@ WFU	1	0-0	0	0	0	0	0-0	0	0	
Clemson			DNP							
@ BC	3	0-0	0	0	0	0	0-0	0	0	
@ FSU			DNP							
Syracuse	6	0-0	0	0	0	-	1-(6)	0	0	
UNC			DNP							
\$ Miss. St.			DNP							

\$ - Belk Bowl, Charlotte, N.C.

2016 McClendon Game by Game Stats

Opponent	Pl	Cmp-Att	Yds	Int	TD	Lg	Rush-Yds	TD	Tot	Off
W&M	26	6-9	88	1	0	29	6-5	0	93	
ECU			DNP							
ODU	13	3-4	31	0	1	19	2-4	2	35	
WFU	1	0-0	0	-	-	-	1-(1)	0	(1)	
ND	17	2-2	14	0	0	11	10-56	0	70	
@ Clemson	2	0-1	0	0	0	-	1-(2)	0	(2)	
@ Louisville	7	0-3	0	1	0	-	0-0	0	0	
BC			DNP							
FSU			DNP							
@ Syracuse	17	3-5	20	2	0	15	4-31	0	51	
Miami	6	0-0	0	0	0	-	0-0	0	0	
@ UNC	22	2-5	23	0	0	18	7-42	0	65	
\$ Vanderbilt	12	0-1	0	0	0	-	4-10	0	10	

\$ - Independence Bowl, Shreveport, La.

McClendon Career Stats

Year	GP-GS	Pl	Cmp-Att	Yds	Int	TD	Lg	Rush-Yds	Tot	Off
2015	7-0	66	8-14	69	0	0	15	5-11	80	
2016	10-0	123	16-30	176	4	1	29	35-145	321	
Totals	17-0	189	24-44	245	4	1	29	40-156	401	

McClendon Career Bests

Plays.....	26	William & Mary (2016)
Completions.....	6	William & Mary (2016)
Attempts.....	9	William & Mary (2016)
Pass TD.....	1	Old Dominion (2016)
Long Pass.....	29	William & Mary (2016)
Rush.....	10	Notre Dame (2016)
Rush Yards.....	56	Notre Dame (2016)
Rush TDs.....	2	Old Dominion (2016)
Long Rush.....	20	Notre Dame (2016)



21 NICK MCCLOUD, CB

6'0 / 190 / Sophomore
Rock Hill, N.C. (South Pointe)

AS A FRESHMAN (2016):

- One of just two true freshman to see action from scrimmage on defense.
- Started the Vanderbilt game when regular starter Mike Stevens was injured.
- Chosen to participate in Freshman Honors Convocation.

IN HIGH SCHOOL:

- Played defensive back and wide receiver at South Pointe High School. Helped lead his team to a 14-1 record and the South Carolina Class AAA championship as a senior ... Team won 35-0 in the title game, its second straight state title
- Junior Stats: Caught 33 passes for 349 yards and 2 TDs.
- Honors: Named to the 2015 all-state team by USA Today and SCHSL. Played in the North/South All-Star game.
- Rankings: No. 7 player in the state of South Carolina by rivals.com. No. 117 cornerback nationally, No. 7 in South Carolina, by scout.com.
- Major: Management

2016 McCloud Game by Game Stats										
Opponent	Pl	Ht	Asst	Tot	TFL	Sk	CF/RF	PBU	INT	
W&M	6	1	0	1						
@ ECU				Special Teams Only						
ODU	20	1	1	2						
WFU				DNP - Injured						
ND				DNP						
@ Clemson	2	2	0	2						
@ Louisville	29	0	0	0						
BC				Special Teams Only						
FSU				Special Teams Only						
@ Syracuse	0	1	0	1						
Miami	10	0	0	0						1
@ UNC	36	1	0	1						
\$*Vanderbilt	81	7	0	7						2

\$ - Independence Bowl, Shreveport, La.

McCloud Career Stats							
Year	GP-GS	Pl	Hit	Asst	Tot	TFL	PBU
2016	10-1	184	13	1	14		3

McCloud Career Bests		
Plays.....	81	Vanderbilt (2016)
Tackles.....	7	Vanderbilt (2016)
PBS.....	2	Vanderbilt (2016)



74 EMANUEL MCGIRT, OT

6'6 / 300 / RS - Sophomore
Durham, N.C. (Hillside)

AS A RS - FRESHMAN (2016):

- Saw action in three contests, he missed the second half of the season with an injury. He underwent knee surgery in November.

AS A FRESHMAN (2015):

- Redshirted the season at offensive tackle.

IN HIGH SCHOOL:

- Played left tackle at Hillside High School for coach Antonio King.
- Helped lead team to a 9-5 record as a senior and advanced to the NC 4A state quarterfinals.
- Honors: Named to the AP all-state team, he tied for the most votes received. Played in the 2014 Shrine Bowl, and tabbed by rivals.com as being "The Most Physical."
- Member of Honor Roll all four years and President of the Gavel Club.

- Rankings: No. 282 player nationally regardless of position, No. 28 offensive tackle nationally, and No. 7 player in North Carolina by scout.com. No. 196 player nationally regardless of position, No. 28 offensive tackle nationally and No. 10 player in North Carolina by rivals.com. No. 35 offensive tackle nationally by ESPN.com.
- Personal: English literature

McGirt Career Stats					
Year	GP-GS	Ply	KD	Sk	Allow
2015	3-0	15	0		0



20 TRAE MEADOWS, NICKEL

6'2 / 190 / Sophomore
Greensboro, N.C. (Dudley)

AS A FRESHMAN (2016):

- One of just two true freshmen to see action from scrimmage on defense, he was in for nine snaps in the Independence Bowl victory over Vanderbilt.
- Pulled down an interception in that contest, the first of his career.
- Saw most of his action on special teams.
- Did not join the Wolfpack until the first day of 2016 Fall Camp.

IN HIGH SCHOOL:

- Played at Dudley High School for Coach Steven Davis where he helped lead his squad to a state title as a junior. Also attended Naval Academy Prep for a year.
- Junior Stats: Had six interceptions.
- Personal: Carried a 4.0 GPA.
- Major: Engineering

Meadows Career Stats						
Year	GP-GS	Pl	Hit	Asst	Tot	Int
2016	11-0	9	2	2	4	1-0



11 JAKOBI MEYERS, WR

6'3 / 193 / RS - Sophomore
Lithonia, Ga. (Arabia Mountain)
Pronunciation: jah KOE bee

AS A RS - FRESHMAN (2016):

- Moved to wide receiver from quarterback a week before the season opener.
- Saw action in every game.

AS A FRESHMAN (2015):

- Redshirted the season at quarterback, he underwent knee surgery.

IN HIGH SCHOOL:

- Played quarterback at Arabia Mountain High School for coach Stanley Pritchett.
- Also played basketball and baseball for Arabia Mountain.
- Senior Stats: Completed 110 of 170 passes (64.7 percent) for 1,834 yards and 23 touchdowns. Rushed for 534 yards and eight more scores.
- Junior Stats: Threw for 1,600 yards and 15 TDs and rushed for 425 yards and six TDs.
- Honors: Named all-county and all-region as a senior. Named all-region for baseball. Member of National Honor Society, National Society of High School Scholars, National Beta Club, and earned the National Academy of Future Physician's and Medical Scientist Award of Excellence.
- Rankings: Ranked the No. 53 dual-threat QB nationally by ESPN.com.
- Major: Sport management

Meyers Career Stats												
Year	GP-GS	Pl	Rec	Yds	TD	YPR	LP	Cmp	Att	Yds	TD	Rush
2016	13-0	100	13	158	0	12.1	32	1	2	27	0	1-4



36 BROCK MILLER, LB

6'3 / 228 / RS - Freshman
Port St. Lucie, Fla. (Carroll Catholic)

AS A FRESHMAN (2016):

- Named the defensive scout team player of the year.
- Redshirted the season at linebacker.

IN HIGH SCHOOL:

- Played linebacker at John Carroll Catholic High School for coach Mike Watkins. As a senior, helped lead his team to the Florida Class 3A regional finals
- Senior Stats:** Ranked second nationally in tackles for loss (65) and ninth in sacks (25). Totaled 139 tackles, including 97 solo stops and one INT. Also rushed for 106 yards and three touchdowns and caught 24 passes for 229 and three TDs.
- Honors:** A first-team all-state 3A selection.
- Junior Stats:** Tallied 118 tackles, with 78 solo stops, 24 for loss and nine sacks. As a receiver, caught 15 passes for 211 yards and four TDs.
- Rankings:** No. 66 outside linebacker nationally, No. 9 in Florida, by scout.com.
- Personal:** Also played varsity basketball, averaging 20.5 points and 11.0 rebounds as a senior.
- Major:** Enrolled in exploratory studies.



58 AIRIUS MOORE, LB

6'0 / 237 / Senior
Beavercreek, Ohio (Beavercreek)
Pronunciation: AIR ee us

AS A SENIOR (2017):

- Has played in more career games (39) than any other player on defense and is tied for the most games played on the entire team.
- Named to the preseason watch list for the Lott IMPACT Trophy.
- Chosen to speak at the Brothers United in Leadership Development (BUILD) Summit that the NC State College of Education held in March.
- An Academic All-ACC performer in 2016.

AS A JUNIOR (2016):

- Ranks third on the team in tackles for the season, second in tackles for loss.
- Tallied a career-high 4.5 tackles for loss at ECU.
- Named the defensive MVP for the Independence Bowl victory over Vanderbilt, he tallied nine tackles, including two sacks, in that contest.
- One of those bowl sacks came as he hurdled over a blocker to reach the QB.

AS A SOPHOMORE (2015):

- Team leader in tackles with 77.
- Started nine games at WLB and started at MLB vs. Clemson, Florida State, Syracuse and UNC.
- Earned the Bill Cowher Award for Most Valuable Wolfpack linebacker.
- Led the team in tackles vs. Louisville with nine and at VT and FSU with 10.

AS A FRESHMAN (2014):

- Saw action in every contest, starting four at middle linebacker.
- The truest, true freshman on the squad - he did not arrive on campus until the first day of fall camp.
- Led the team in tackles vs. Louisville, Syracuse and Wake Forest.

IN HIGH SCHOOL:

- Played on both sides of the ball for Coach Scott Clodfelter.
- Senior Stats:** Tallied 74 tackles, including four sacks, and had an interception in 10 games. Also played running back where he had 53 carries for 272 yards and six TDs.
- Sophomore Stats:** Had 37 solo tackles and 36 assists.
- Rankings:** No. 27 LB nationally and No. 39 play in Ohio by rivals.com.
- Personal:** Trained with former Wolfpack wide receiver Tramain Hall in middle school and high school. Took a service trip to Kenya over spring break.
- Major:** Social work.

2014 Moore Game by Game Stats

Opponent	Pl	Ht	Ast	Tot	TFL	Sk	QPCF/RE
Ga. Southern	18	1	1	2	1-1		
Old Dominion	0	Special Teams Only					
@ USF	9	0	0	0			
Presbyterian	12	0	0	0			
FSU	18	2	3	5			
@ Clemson	4	0	0	0			
Boston College	6	0	0	0			
*@ Louisville	70	7	1	8	2-9	1-8	1
*@ Syracuse	73	4	2	6			
*Georgia Tech	62	5	3	8			1 1/0
*Wake Forest	42	2	5	7	0.5-1		
@ UNC		Special Teams Only					
\$ UCF	23	0	1	1			

\$ - Bitcoin St. Petersburg Bowl, St. Petersburg, Fla.

2015 Moore Game by Game Stats

Opponent	Pl	Ht	Ast	Tot	TFL	Sk	QP	PBUCE/RE
*Troy	32	0	4	4				
*E. Kentucky	44	2	0	2			1	
*@ ODU	42	0	2	2	0.5-0			
*@ S. Alabama	47	2	3	5			2	
*Louisville	72	5	4	9	1-3			
*@ VT	65	3	7	10	0.5-2			
*@ WFU	72	3	2	5	1-2			
*Clemson	81	6	3	9	2-3			
*@ BC	74	2	4	6	0.5-7	0.5-7		
*@ FSU	77	5	4	9	0.5-0			
*Syracuse	58	1	2	3	1.5-4			
*UNC	71	1	5	6				1 0/1
\$*Miss. St.	58	2	5	7	0.5-1			

\$ - Belk Bowl, Charlotte, N.C.

2016 Moore Game by Game Stats

Opponent	Pl	Ht	Ast	Tot	TFL	Sk	QP	PBUCE/RE
*W&M	43	2	2	4	1.5-3			
*@ ECU	79	7	4	11	4.5-11	0.5-4		
*ODU	58	4	2	6				
*WFU	60	3	2	5				
*ND	56	4	4	8	1-2		1	
*@ Clemson	94	5	3	8				0/1
*@ Louisville	79	4	1	5	0.5-1			1
*BC	79	3	3	6				
*FSU	59	4	2	6	0.5-1			1/1
*@ Syracuse	55	4	1	5	3.5-13		1	
*Miami	68	2	5	7				
*@ UNC	69	5	1	6				1
\$*Vanderbilt	77	8	1	9	2-11	2-11		2

\$ - Independence Bowl, Shreveport, La.

Moore Career Stats

Year	GP-GS	Pl	Hit	Ast	Tot	TFL-YD	Sk-Yd	QP	PBUCE/RE
2014	13-4	337	21	16	37	3.5-11	1-8	2	1/0
2015	13-13	793	32	45	77	8-22	0.5-7	3	1 0/1
2016	13-13	807	55	31	86	13.5-42	2.5-15	1	5 1/2
Totals	39-30	1,937	108	92	200	25-75	4-30	6	6 2/3

Moore Career Bests

Plays.....	94	Clemson (2016)
Tackles.....	11	East Carolina (2016)
TFL.....	4.5	East Carolina (2016)
Sacks.....	2	Vanderbilt (2016)



31 JARIUS MOREHEAD, SAF

6'1 / 217 / RS - Sophomore
Whitsett, N.C. (E. Guilford)

AS A RS - FRESHMAN (2016):

- Saw action in all 13 games, he started the Wolfpack's win over Notre Dame at strong safety.
- Picked off a pass in that contest, returning it 25 yards. That was the third-longest play of that rainy day.

AS A FRESHMAN (2015):

- Redshirted the season at safety.

IN HIGH SCHOOL:

- Played safety, OLB, QB, RB and WR at Eastern Guilford High School for coach Doug Robertson.
- Helped lead his team to a 7-5 record and a berth in the NC 3AA state playoffs.
- Senior Stats: 102 tackles, two interceptions and six sacks. Rushed for 1,051 yards and 14 touchdowns and passed for 774 yards and 10 TDs.
- Junior Stats: Finished the season with 40 tackles, two interceptions, nine pass breakups. Also had 239 yards receiving and two touchdowns.
- Honors: Earned all-conference and all-region honors. Played in the 2014 Shrine Bowl.
- Rankings: No. 96 safety nationally by scout.com. No. 31 player in North Carolina by rivals.com. No. 113 wide receiver nationally by ESPN.com.
- Major: Sport management

2016 Morehead Game by Game Stats

Opponent	Pl	Ht	Ast	Tot	TFL	Sk	CF/RF	PBU	INT
W&M	6	1	0	1					
@ ECU				Special Teams Only					
ODU	13	2	1	3					
WFU	14	0	2	2					
*ND	31	2	1	3					1-25
@ Clemson	4	1	0	1					
@ Louisville	12	0	0	0					
BC				Special Teams Only					
FSU				Special Teams Only					
@ Syracuse	4	0	0	0					
Miami				Special Teams Only					
@ UNC				Special Teams Only					
\$Vanderbilt	8	1	1	2					

\$ - Independence Bowl, Shreveport, La.

Morehead Career Stats

Year	GP-GS	Pl	Ht	Ast	Tot	TFL-YD	Sk-Yd	QP	PBU	Int
2016	13-1	92	7	5	12					1-25



27 DAKWA NICHOLS, RB

5'9 / 195 / RS - Graduate
Rockingham, N.C. (Richmond)
Pronunciation: duh KWAY

AS A RS - JUNIOR (2016):

- Missed the last two games of the regular season with an injury, he came back to play nine snaps in the bowl game.
- Rushed for a touchdown in the game at No. 7 Louisville.

AS A RS - SOPHOMORE (2015):

- Rushed for 78 yards on 12 carries and earned his first career start in the win over Syracuse. He averaged 6.5 yards per rush in that game.
- Started two contests at running back.

AS A RS - FRESHMAN (2014):

- Reserve running back who took over the kickoff return duties in the last four games.
- His 132 yards in kick returns vs. Georgia Tech rank 20th on Wolfpack single game list.
- Named the Offensive Scout Team Player of the Year.

AS A FRESHMAN (2013):

- Red-shirted the season.

IN HIGH SCHOOL:

- Team posted an 11-2 record under coach Paul Hoggard, the squad reached the state quarterfinals and ranked No. 13 in North Carolina..
- Senior Stats: 91 carries for 1,094 yards and 14 touchdowns.
- Junior Stats: Rushed for just under 1,000 yards and had 15 touchdowns.
- Major: Earned his degree in program management in May of 2017.

2015 Nichols Game by Game Stats

Opponent	Pl	Att	Yds	TD	Lg	Rec-Yds	TD
Troy	12	5	30	0	14	0-0	0
E. Kentucky	1	1	4	0	4	0-0	0
@ ODU					Special Teams Only		
@ S. Alabama	9	5	19	0	8	0-0	0
Louisville					Special Teams Only		
@ VT	1	0	0	0	-	0-0	0
@ WFU					Special Teams Only		
Clemson	30	2	7	0	4	0-0	0
@ BC	18	5	17	0	12	0-0	0
@ FSU	31	3	14	0	9	0-0	0
*Syracuse	35	12	78	1	19	0-0	0
*UNC	35	4	10	0	5	1-4	0
\$Miss. St.	47	6	22	0	11	0-0	0

\$ - Belk Bowl, Charlotte, N.C.

2016 Nichols Game by Game Stats

Opponent	Pl	Att	Yds	TD	Lg	Rec-Yds	TD
W&M	8	4	27	0	11	0-0	0
@ ECU					Special Teams Only		
ODU	19	7	29	1	9	1-19	0
WFU	12	1	9	0	9	0-0	0
ND					Special Teams Only		
@ Clemson					Special Teams Only		
@ Louisville	13	2	0	0	1	0-0	0
BC	3	0	0	0	-	1-4	0
FSU	5	2	12	0	9	0-0	0
@ Syracuse	12	1	6	0	6	0-0	0
Miami					DNP - Injured		
@ UNC					DNP - Injured		
\$Vanderbilt	9	2	15	0	8	0-0	0

\$ - Independence Bowl, Shreveport, La.

Nichols Career Stats

Year	GP-GS	Pl	Rush	Yds	TD	LG	Rec-Yds	TD	KOR
2014	12-0	16	11	66	0	18	0-0	0	11-217
2015	13-2	219	43	201	1	19	1-4	0	0-0
2016	11-0	81	19	98	1	11	2-23	0	1-22
Totals	36-2	316	73	365	2	19	3-27	0	12-239

Nichols Career Bests

Plays.....	47	Miss. St. (2015)
Rush.....	12	Syracuse (2015)
Rush Yards.....	78	Syracuse (2015)
Rush TD.....	1	Syracuse (2015), ODU (2016)
Long Rush.....	19	Syracuse (2015)



32 RILEY NICHOLSON, LB

6'0 / 237 / Junior
Kissimmee, Fla. (Osceola)

AS A SOPHOMORE (2016):

- * Top linebacker reserve.

- Started the BC game but left early with an injury and missed two contests.

AS A FRESHMAN (2015):

- Only true freshman to start on defense - he got the nod at WLB against No. 3 Clemson, No. 16 Florida State, Syracuse and No. 11 UNC
- Led the squad in tackles vs. Syracuse with 9.
- Enrolled at NC State for the 2015 spring semester and participated in spring drills.



IN HIGH SCHOOL:

- Played linebacker and tight end for coach Doug Nichols.
- Team posted a 13-2 record, was Florida 7A state runner-up.
- Senior Stats: Totaled 132 tackles, including 70 solo stops as a senior.
- Junior Stats: Recorded 100 tackles, including 58 solo and 17 tackles for loss and forced six fumbles.
- Rankings: No. 66 middle linebacker nationally in Florida by scout.com. No. 25 inside linebacker by ESPN.com.
- Major: Sport management

2015 Nicholson Game by Game Stats

Opponent	Pl	Ht	Ast	Tot	TFL	PBU	QP	INT
Troy	7	1	0	1			1	
E. Kentucky	3	0	0	0				
@ ODU	3	1	0	1				
@ S. Alabama	18	1	1	2	0.5-0		1	
Louisville	2	0	1	1				
@ VT	0	0	1	1				
@ WFU	Special Teams Only							
*Clemson	25	2	2	4	1-2			
@ BC	9	1	1	2				
*@ FSU	71	4	2	6	0.5-0			
*Syracuse	58	3	6	9	1-2	1		
*UNC	17	0	3	3				
\$ Miss. St.	0	0	1	1				

\$ - Belk Bowl, Charlotte, N.C.

2016 Nicholson Game by Game Stats

Opponent	Pl	Ht	Ast	Tot	TFL	Sk	QPCF/RF
W&M	6	2	0	2	1-3		
@ ECU	Special Teams Only						
ODU	3	1	0	1			1
WFU	21	0	0	0			
ND	21	1	3	4	0.5-1	0.5-1	
@ Clemson	19	0	0	0			
@ Louisville	17	3	0	3			1/0
*BC	11	0	0	0			
FSU	DNP - Injured						
@ Syracuse	DNP - Injured						
Miami	2	0	0	0			
@ UNC	Special Teams Only						
\$Vanderbilt	5	1	1	2			

\$ - Independence Bowl, Shreveport, La.

Nicholson Career Stats

Year	GP-GS	Pl	Hit	Ast	Tot	TFL-YD	Sk-Yd	QP	PBU	CF/RF
2015	13-4	213	13	18	31	3-4		1	1	
2016	11-1	105	8	4	12	1.5-4	0.5-1	1		1/0
Totals	24-5	318	21	22	43	4.5-8	0.5-1	2		1/0

Nicholson Career Bests

Plays.....	58	Syracuse (2015)
Tackles.....	9	Syracuse (2015)
TFL	1	Syracuse (2015), W&M (2016)



28 DYLAN PARHAM, TE

6'4 / 224 / RS - Freshman
Raleigh, N.C. (Southeast)

AS A FRESHMAN (2016):

- Redshirted the season at quarterback, he moved to TE in the summer of '17.

IN HIGH SCHOOL:

- Played quarterback at Southeast Raleigh for coach Michael Thibodeau.
- Senior Stats: Completed 143-of-294 passes for 2,003 yards and 20 touchdowns as a senior. Also had 404 rushing yards and seven more TDs
- Junior Stats: Completed 149-of-296 passes for 1,773 yards and 15 touchdowns.

- Honors: Team captain as a senior. Named hi team's offensive player of the game in nine of 11 games. Played in the 2015 Shrine Bowl.
- Rankings: No. 45 player in North Carolina by rivals.com. No. 54 quarterback nationally, No. 3 in North Carolina, by scout.com.
- Major: Management



10 FREDDIE PHILLIPS, JR, NICKEL

6'1 / 208 / Junior
Pelion, S.C. (Pelion)

AS A SOPHOMORE (2016):

- Saw action in all 13 games on special teams.

AS A FRESHMAN (2015):

- Graduated from high school early and enrolled in January.
- Saw action in 12 contests, mainly on special teams. Missed the South Alabama game with an injury.

IN HIGH SCHOOL:

- Played strong safety and wide receiver at Pelion High School for coach Ben Freeman.
- Also played high school basketball and ran track.
- Honors: Was invited to play in the 2014 Shrine Bowl.
- Junior Stats: Tallied over 500 yards receiving and 48 tackles on defense.
- Rankings: No. 72 safety nationally, the No. 14 overall player in South Carolina, and the No. 1 safety in the state by scout.com . No. 16 prospect in South Carolina by rivals.com.
- Major: Program management

Phillips Career Stats

Year	GP-GS	Pl	Hit	Ast	Tot
2015	10-0	4	3	0	3
2016	13-0	0	5	0	5
Totals	23-0	4	8	0	8



3 GERMAINE PRATT, LB

6'3 / 235 / RS - Junior
High Point, N.C. (Central)

AS A JUNIOR (2016):

- Redshirted the season after undergoing shoulder surgery, he will play linebacker in 2017.
- Has added 39 lbs. since the summer of 2016.

AS A SOPHOMORE (2015):

- Backup free safety who saw action in 166 snaps.

AS A FRESHMAN (2014):

- Backup at free safety, he got the start at Louisville.
- Tallied six tackles in just 16 snaps vs. Boston College.
- Enrolled at NC State for the 2014 spring semester and participated in spring drills - he gained 30 lbs. prior to the season opener.

IN HIGH SCHOOL:

- Played safety and wide receiver for coach Wayne Jones, the team finished 9-4 and advanced to the second round of the NC 4A state championships
- Played in the 2013 North Carolina-South Carolina Shrine Bowl, where he had eight tackles, including one for a loss.
- Selected to the Offense-Defense Senior Bowl, but did not play because of early enrollment at NC State.
- Honors: Earned All-Piedmont Triad 4A all-conference three times. A 2013 Associated Press all-state selection at defensive back. Named Piedmont Triad 4A Conference's Defensive Player of the Year as a senior.
- Career Stats: 328 tackles, 179 solo stops and 21 TFL, 12 INTs.
- Senior Stats: 104 tackles, five TFLs, five interceptions, seven PBUs; 31 receptions for 424 yards and three touchdowns.
- Junior Stats: 92 tackles, four interceptions and two pass breakups.
- Rankings: No. 90 safety nationally by scout.com. No. 213 player nationally regardless of position. No. 13 OLB nationally and No. 9 player in North Carolina by rivals.com. No. 77 safety nationally by ESPN.com.
- Major: Program management

2014 Pratt Game by Game Stats

Opponent	Pl	Ht	Ast	Tot	TFL	PBU	QP	INT
Ga. Southern	0	0	0	0				
Old Dominion	14	2	1	3				
@ USF	20	2	0	2		1		
Presbyterian	18	2	0	2				
FSU	3	1	0	1				
@ Clemson	37	2	1	3				
Boston College	16	2	4	6				
*@ Louisville	50	3	1	4		1		
@ Syracuse	42	1	0	1				
Georgia Tech	28	3	1	4				
Wake Forest	18	1	3	4		1		
@ UNC	10	1	0	1				
\$ UCF	6	1	0	1				

\$ - Bitcoin St. Petersburg Bowl, St. Petersburg, Fla.

2015 Pratt Game by Game Stats

Opponent	Pl	Ht	Ast	Tot	TFL	PBU	CF/RF	INT
Troy	13	0	1	1				
E. Kentucky	11	0	0	0				
@ ODU	6	1	0	1	1-5	1		
@ S. Alabama	22	1	2	3				1-4
Louisville	9	0	1	1			1/0	
@ VT	57	4	5	9				
@ WFU	15	2	1	3				
Clemson Special Teams Only								
@ BC	10	1	0	1				
@ FSU	3	0	2	2			1/1	
Syracuse	8	1	0	1				
UNC	12	1	3	4	0.5-2			
\$Miss. St.	12	2	2	4			1/0	

\$ - Belk Bowl, Charlotte, N.C.

Pratt Career Stats

Year	GP-GS	Pl	Hit	Ast	Tot	TFL-YD	Sk-Yd	PBU	Int	CF/RF
2014	13-1	262	21	11	32			3		
2015	13-0	178	13	17	30	1.5-7		1	1-4	3/1
Totals	26-1	440	34	28	62	1.5-7		4	1-4	3/1

Pratt Career Bests

Plays.....	57	Virginia Tech (2015)
Tackles.....	9	Virginia Tech (2015)
TFL.....	1	ODU (2015)



70 TERRONNE PRESCOD, OG

6'5 / 331 / RS - Junior

Decatur, Ga. (Columbia)

Pronunciation: TER own PRESS cod

AS A RS - SOPHOMORE (2016):

- Earned the team's "Alpha Rising" award as the most improved player.
- Earned his first career start at No. 7 Louisville, he got the nod at right tackle. Also started at that position vs. FSU and at UNC.
- Played at right guard in the first six games of the season.
- Saw action at both spots against Boston College.

AS A RS - FRESHMAN (2015):

- Played in 12 games, mainly on special teams.
- Saw action from scrimmage in the first two games of the season.

AS A FRESHMAN (2014):

- Enrolled at NC State in January of 2014 and participated in spring drills.
- Redshirted the season.

IN HIGH SCHOOL:

- Played offensive guard for coach David Edwards.
- Honors: 2013 4A all-state selection by the Atlanta Journal Constitution
- Rankings: No. 47 guard nationally by scout.com. No. 28 guard nationally by rivals.com and the No. 51 player in Georgia. No. 79 offensive guard

nationally by ESPN.com.

- Personal: Science tech and society

2016 Prescod Game by Game Stats

Opponent	Pl	KD	Sk Allowed
W&M	6	0	0
@ ECU	1	0	0
ODU	9	0	0
WFU	2	1	0
ND Special Teams Only			
@ Clemson	15	0	1
*@ Louisville	63	1	1
BC	33	0	0
*FSU	48	0	0
@ Syracuse	40	0	0
Miami	27	1	0
*@ UNC	35	0	0
\$ Vanderbilt	32	0	0

\$ - Independence Bowl, Shreveport, La.

Prescod Career Stats

Year	GP-GS	Ply	KD	SK Allow
2015	12-0	42	NA	NA
2016	13-3	311	3	2
Totals	25-3	353	NA	NA

Prescod Career Bests

Plays.....63.....Louisville (2016)



85 JUMICHAEL RAMOS, WR

6'2 / 200 / RS - Graduate

Lovejoy, Ga. (Lovejoy)

AS A SENIOR (2016):

- Redshirted the 2016 campaign after undergoing two knee surgeries.

AS A JUNIOR (2015):

- Second-leading receiver on the team with 34 catches.
- Pulled down a career-high eight receptions in the win over Syracuse.
- Co-recipient of the Alpha Rising Award for most improved player.

AS A SOPHOMORE (2014):

- Reserve wideout who saw action in 10 games.

AS A FRESHMAN (2013):

- Co-recipient of the Philip Rivers Award - given to the Most Valuable Freshman.
- Caught 11 of his 24 passes for three TDs in the last three games of the season three were for touchdowns.
- Nine of his 24 receptions were to convert on third or fourth down. He failed to convert a third or fourth down attempt just once.
- Earned his first career start at Duke, he also started the BC game.
- Averaged 14.7 yards per catch.

IN HIGH SCHOOL:

- Under coach Al Hughes, helped lead his team to a 13-2 record and a berth in the Georgia 6A state championship game.
- Caught a 60-yard TD pass for his team's first score in that contest.
- Also a standout basketball player.
- Major: Earned his sport management degree in May of 2017.

2015 Ramos Game by Game Stats

Opponent	Pl	Rec	Yds	TD	LP
*Troy	44	3	45	1	21
*E. Kentucky	47	7	95	0	20
*@ ODU	50	3	33	0	14
*@ S. Alabama	24	0	0	0	-
Louisville	38	2	50	0	48
*@ VT	39	2	21	1	13
@ WFU	13	1	6	0	6
Clemson	4	0	0	0	-
@ BC	21	1	33	0	33



@ FSU	24	1	11	0	11
Syracuse	66	8	83	1	34
*UNC	67	1	5	0	5
*\$Miss. St.	51	5	75	0	40

\$ - Belk Bowl, Charlotte, N.C.

Ramos Career Stats						
Year	GP-GS	Pl	Rec	Yds	TD	YPR
2013	11-2	291	24	352	3	14.7
2014	10-0	59	1	7	0	7.0
2015	13-7	488	34	457	3	13.4
Totals	34-9	838	59	816	6	13.8

Ramos Career Bests						
Plays.....	67	UNC (2015)				
Receptions.....	7	E. Kentucky (2015)				
Receiving Yards.....	109	Boston College (2013)				
Rec. Touchdowns.....	2	East Carolina (2013)				
Long Reception.....	52	Boston College (2013)				



54 WILL RICHARDSON, OT
6'6 / 322 / RS - Junior
Burlington, N.C. (Cummings)

AS A RS - SOPHOMORE (2016):

- * Started the first six games of the season at right tackle before missing the Louisville game with an illness.
- Tallied a season high eight knockdown blocks in the win at Syracuse.
- Was not enrolled at NC State during the spring.

AS A RS - FRESHMAN (2015):

- Starting right tackle in nine games.
- Suspended vs. Boston College for a violation of team rules.

AS A FRESHMAN (2014):

- Redshirted the season, he missed par of 2015 spring drills due to injury.

IN HIGH SCHOOL:

- Played offensive tackle for coach Steve Johnson.
- Also played basketball.
- Honors:** A two-time Burlington Times-News all-region selection. Played in the 2013 North Carolina-South Carolina Shrine Bowl.
- Rankings:** No. 94 offensive tackle nationally by scout.com. No. 61 offensive tackle nationally and the No. 18 player in North Carolina by rivals.com. Ranked in ESPN.com's top 300. No. 16 offensive guard nationally and the No. 13 player in North Carolina by ESPN.com.
- Personal:** Criminology

2015 Richardson Game by Game Stats	
Opponent	Pl
*Troy	79
*E. Kentucky	66
*@ ODU	79
*@ S. Alabama	47
*Louisville	59
*@ VT	70
*@ WFU	66
*Clemson	71
@ BC	DNP - Suspended
*@ FSU	51
Syracuse	Special Teams Only
UNC	Special Teams Only
\$Miss. St.	DNP

\$ - Belk Bowl, Charlotte, N.C.

2016 Richardson Game by Game Stats			
Opponent	Pl	KD	Sk Allowed
*W&M	81	4	0
*@ ECU	66	2	0
*ODU	62	1	0
*WFU	80	2	1
*ND	64	4	0

*@ Clemson	74	6	0
@ Louisville	DNP - Injured		
*BC	36	0	1
FSU	64	2	1
*@ Syracuse	86	6	0
*Miami	76	1	0
@ UNC	57	2	0
*Vanderbilt	66	1	0

\$ - Independence Bowl, Shreveport, La.

Richardson Career Stats				
Year	GP-GS	Ply	KD	SK Allow
2015	11-11	588	NA	NA
2016	12-10	812	31	3
Totals	23-21	1,400	NA	NA

Richardson Career Bests				
Plays.....	86	Syracuse (2016)		



19 C.J. RILEY, WR
6'4 / 204 / RS - Freshman
Coconut Creek, Fla. (N. Broward Prep)

AS A FRESHMAN (2016):

- Redshirted the season after injuring his ACL and undergoing surgery during the summer.
- Tied as the fastest player player on the team, he ran a 4.48 (laser) 40.

IN HIGH SCHOOL:

- Played wide receiver and safety at North Broward Prep for coach Rex Nottage.
- Senior Stats:** Caught 40 passes for 1,047 yards and 13 touchdowns in 10 games while posting 39 tackles on defense. Returned an INT for a score as both a junior and senior
- Honors:** Named second-team all-state and first-team All-Broward County. Named second-team all-county and honorable mention all-state. Played in the Florida North-South all-star game.
- Junior Stats:** Pulled in 35 receptions for 679 yards and 11 scores as a junior
- Personal:** A state qualifier in the triple jump.
- Rankings:** No. 147 WR nationally, No. 25 in Florida, by scout.com.
- Major:** Sport management



95 TYRONE RILEY, DE
6'6 / 285 / RS - Sophomore
Savannah, Ga. (Calvary Day)

AS A RS - FRESHMAN (2016):

- Backup at defensive end who was making great progress at midseason before tearing his bicep and missing two games.
- Had his best outing of the season at No. 7 Louisville, when he tallied five tackles, including an eight-yard sack, in a career-high 30 snaps.

AS A FRESHMAN (2015):

- Redshirted the season at defensive end.

IN HIGH SCHOOL:

- Played defensive end at Calvary Baptist High School for coach Danny Britt. Also played high school basketball.
- Junior Stats:** 85 tackles, including six for loss.
- Rankings:** No. 124 defensive end nationally by scout.com. No. 27 weakside defensive end nationally by rivals.com. No. 51 outside linebacker nationally by ESPN.com.
- Major:** Sport management

2016 Riley Game by Game Stats					
Opponent	Pl	Ht	Ast	Tot	TFL Sack
W&M	3	0	0	0	
@ ECU	7	0	0	0	

ODU	6	0	0	0		
WFU	Special Teams Only					
ND	Special Teams Only					
@ Clemson	28	0	1	1		
@ Louisville	30	5	0	5	1-8	1-8
BC	DNP - Injured					
FSU	DNP - Injured					
@ Syracuse	14	1	0	1	1-1	
Miami	8	1	0	1		
@ UNC	11	0	0	0		
\$ Vanderbilt	25	0	1	1		

\$ - Independence Bowl, Shreveport, La.

Riley Career Stats

Year	GP-GS	Ply	Ht	Ast	Tot	TFL	Sack
2016	11-0	132	7	2	9	2-9	1-8

T. Riley Career Bests

Plays.....	30	Louisville (2016)
Tackles.....	5	Louisville (2016)
TFL.....	1	vs. two teams



45 DARIAN ROSEBORO, DE

6'4 / 287 / Junior

Lincolnton, N.C. (Lincolnton)

AS A SOPHOMORE (2016):

- Ranked second on the Wolfpack squad in sacks with seven.
- Earned his first career start at No. 7 Louisville.
- Almost one-half (11 of 25) of his tackles were behind the line of scrimmage in 2016. He ranked third on the team in tackles for loss.
- Had three sacks (for a loss of 25 yards) in the win over Old Dominion. That ties as the fifth-best single season mark in school history.

AS A FRESHMAN (2015):

- Dropped back in coverage and picked off a pass in the win over Syracuse. He took it to the house for a 20-yard touchdown.
- Earned the team's Philip Rivers Award for the defense, given to the top freshman of the year.
- Enrolled at NC State for 2015 spring semester. Participated in spring drills.

IN HIGH SCHOOL:

- Played defensive end and running back for coach Scott Cloninger.
- Helped lead his team to an 11-3 record and the NC 2AA state quarterfinals.
- Senior Stats:** Totaled 125 tackles, 18 tackles for loss and 10 sacks. Rushed for 1,459 yards and 34 TDs.
- Honors:** Named to the AP all-state team. Named a sophomore All-American by MaxPreps.com. Played in the 2014 Shrine Bowl and the Semper Fidelis All-American game in Carson, Calif.
- Junior Stats:** Tallied 128 tackles, including 26 tackles for loss and 11 sacks, while registering seven pass breakups.
- Sophomore Stats:** Posted 107 tackles, 30 tackles for loss, eight sacks, and four forced fumbles.
- Freshman Stats:** A varsity starter, totaling 107 tackles, seven sacks, and 12 tackles for loss.
- Rankings:** No. 39 player nationally regardless of position, the No. 4 defensive tackle nationally, and No. 1 player in North Carolina by rivals.com. No. 147 player nationally regardless of position, the No. 14 defensive tackle nationally, and No. 3 player in North Carolina by scout.com. No. 166 nationally in the ESPN 300 and the 19th-best DT by ESPN.com.
- Major:** Sport management

2015 Roseboro Game by Game Stats

Opponent	PI	Ht	Ast	Tot	TFL	Sk	QP	PBU	INT
Troy	15	0	0	0					
E. Kentucky	10	0	0	0					
@ ODU	12	0	1	1					
@ S. Alabama	21	3	0	3	3-17	2-14			
Louisville	21	0	2	2					
@ VT	18	0	1	1	0.5-1				

@ WFU	32	4	0	4	2-13	2-13			2
Clemson	17	0	2	2					
@ BC	35	1	0	1					
@ FSU	23	0	0	0					1
Syracuse	28	0	3	3					1-20-1
UNC	15	0	1	1					
\$Miss. St.	6	0	0	0					

\$ - Belk Bowl, Charlotte, N.C.

2016 Roseboro Game by Game Stats

Opponent	PI	Ht	Ast	Tot	TFL	Sk	QP	PBU	INT
W&M	23	1	1	2	0.5-1		1		
@ ECU	38	3	1	4	2.5-7		1		
ODU	53	4	2	6	3-25	3-25			
WFU	49	0	2	2					
ND	16	0	0	0			1		
@ Clemson	43	2	1	3	1-2	1-2			
*@ Louisville	46	0	0	0					
BC	30	1	0	1	1-10	1-10	1		
FSU	28	0	1	1					
@ Syracuse	25	1	0	1	1-13	1-13			
Miami	34	3	0	3	1-11	1-11			
@ UNC	32	0	1	1			1		
\$ Vanderbilt	40	1	0	1	1-5				

\$ - Independence Bowl, Shreveport, La.

Roseboro Career Stats

Year	GP-GS	Ply	Ht	Ast	Tot	TFL	Sk	PBU	Int	QP
2015	13-0	253	8	10	18	5.5-31	4-27	3	1-20-1	
2016	13-1	457	16	9	25	11-74	7-61			5
Totals	26-1	710	24	19	43	16.5-105	11-88	3	1-20-1	5

Roseboro Career Bests

Plays.....	46	Louisville (2016)
Tackles.....	6	Old Dominion (2016)
TFL.....	3	S. Alabama (2015), Old Dominion (2016)
Sacks.....	3	Old Dominion (2016)



1 JAYLEN SAMUELS, H

5'11 / 228 / Senior

Charlotte, N.C. (Mallard Creek)

AS A SENIOR (2017):

- A preseason All-American according to Athlon Sports.
- Ranks sixth in school history with 31 career touchdowns.
- Tied for seventh in school history with 126 career receptions, sixth in career touchdown receptions (15).
- Tied for sixth in school history with 15 receiving touchdowns, tied for 13th with 16 rushing touchdowns.
- Has caught a pass in 28 consecutive contests - that's the fifth-longest streak in school history and the longest since Jericho Cotchery had a streak of 39 games from 2000-03.
- Has played in more career games than any other player on offense and is tied for the team lead.

AS A JUNIOR (2016):

- Honored with jersey No. 1.
- The Pack's leading receiver with 55 catches, he was the third-leading rusher.
- His 55 catches for the season tied as the ninth-best mark in school history.
- Tallied his first 100-yard receiving game vs. No 3 Clemson.
- Named the offensive MVP in the Independence Bowl victory over Vanderbilt, he scored three touchdowns in that contest - tied as the third-best single-game mark in school history.
- Had his second 100-yard game of the season vs. the Commodores, catching six passes for 104 yards and scoring the three TDs.
- A third-team All-ACC choice of the league coaches, honorable mention by



the league media.

- Averaging 5.7 yards per rush in 2016, 6.7 for his career. That career mark would be a school record if he had enough carries to qualify.
- Threw his first career TD pass in the win at UNC.

AS A SOPHOMORE (2015):

- A first-team All-ACC performer and third-team All-American, he had more receptions than any tight end nationally.
- His 16 touchdowns (9 rushing, 7 receiving) tied with Torry Holt (1998) as the third-best single-season mark in school history and was the most ever for a Wolfpack sophomore.
- Team's third-leading rusher and leading receiver, his 65 receptions was the fifth-highest single season total in school history.
- Ranked fifth in the ACC in receptions per game, second in touchdowns.
- Earned the Torry Holt Award as the team's most valuable offensive player.
- Scored three touchdowns in four carries in the season opener.

AS A FRESHMAN (2014):

- Dynamic young player who posted one of the best yards-per-rush (9.5) and yards-per-reception (16.0) averages on the team.
- Caught the first touchdown in the win over UCF in the Bitcoin St. Petersburg Bowl - an 18-yard reception from RB Shadrach Thornton.
- Led the team in rushing at Syracuse, even though he had just two carries.

HIGH SCHOOL (2014):

- Played running back and H-back for coach Michael Palmieri. Team posted 16-0 record and the NC 4AA state title. Had seven carries for 99 yards and 3 TDs and 5 receptions for 114 yards and 2 more scores in title game.
- Team ranked No. 1 in the state, No. 31 nationally by MaxPreps.com.
- Also played high school basketball.
- Senior Stats: Scored a touchdown every 2.8 times he touched the ball - 59 total. Rushed 109 times for 1,404 yards and a 12.9 yards/carry average and 39 TDs. Also had 49 catches for 932 yards and 16 more scores.
- Junior Stats: Played WR, tallying 45 catches for 1,021 yards and 12 TDs.
- Honors: A 2013 Associated Press all-state selection. Named the Charlotte Mecklenburg I-Meck Offensive Player of the Year. Named Mr. 4A Football by NCPreps.com.
- Rankings: No. 7 FB nationally by scout.com. No. 2 FB, No. 20 player in North Carolina by rivals.com. No. 97 athlete nationally by ESPN.com.
- Personal: Program management

2014 Samuels Game by Game Stats

Opponent	PI	Att	Yds	TD	Lg	Rec-Yds	TD	LG
Ga. Southern	2	1	8	0	8	1-42	0	42
Old Dominion	7	0	0	0	-	1-3	0	3
@ USF	7	1	3	1	3	0-0	0	-
Presbyterian	17	0	0	0	-	0-0	0	-
FSU	15	2	30	0	17	0-0	0	-
@ Clemson	8	0	0	0	-	0-0	0	-
Boston College	6	1	8	0	8	0-0	0	-
@ Louisville	6	0	0	0	-	0-0	0	-
@ Syracuse	3	2	46	0	28	0-0	0	-
Georgia Tech	3	1	6	0	6	0-0	0	-
*Wake Forest	14	4	29	0	17	0-0	0	-
@ UNC	21	2	13	0	12	1-10	0	-
\$* UCF	17	1	0	0	0	3-41	1	18

\$ - Bitcoin St. Petersburg Bowl, St. Petersburg, Fla.

2015 Samuels Game by Game Stats

Opponent	PI	Att	Yds	TD	Lg	Rec-Yds	TD	LG
*Troy	45	4	37	3	10	4-10	0	10
E. Kentucky	32	3	24	1	12	6-88	0	31
*@ ODU	48	3	14	1	15	5-43	1	21
@ S. Alabama	24	2	28	0	14	5-84	2	42
*Louisville	31	0	0	0	--	5-75	1	39
*@ VT	28	7	33	0	12	2-29	0	24
*@ WFU	39	4	7	0	7	7-26	0	14
*Clemson	42	6	65	1	66	8-74	1	40
*@ BC	46	8	33	1	32	7-38	0	10
@ FSU	46	7	23	0	14	8-28	1	7
*Syracuse	36	6	47	0	18	1-7	1	7
*UNC	60	3	5	0	5	6-97	0	64
*Miss. St.	41	3	53	2	48	1-(2)	0	(2)

\$ - Belk Bowl, Charlotte, N.C.

2016 Samuels Game by Game Stats

Opponent	PI	Rush	Yds	TD	Lg	Rec-Yds	TD	LG
*W&M	47	5	24	2	9	5-66	1	22
*@ ECU	46	4	16	1	8	5-41	0	28
*ODU	25	3	22	0	17	3-28	2	19
*WFU	37	2	24	0	24	7-50	1	13
*ND	27	4	16	0	11	1-6	0	6
*@ Clemson	45	0	0	0	-	8-100	0	38
*@ Louisville	33	1	0	0	-	4-26	0	21
BC	35	0	0	0	-	1-8	0	8
*FSU	69	4	29	1	23	3-31	0	23
@ Syracuse	35	3	26	1	12	6-66	0	24
*Miami	53	2	8	0	9	4-28	0	14
@ UNC	43	3	15	1	8	2-11	0	11
\$*Vanderbilt	36	2	9	0	6	6-104	3	55

\$ - Independence Bowl, Shreveport, La.

Samuels Career Stats

Year	GP-GS	PI	Rush	Yds	TD	YPC	LG	Rec-Yds	TD	YPR	LG
2014	13-2	126	15	143	1	9.5	17	6-96	1	16.0	42
2015	13-10	518	56	368	9	6.6	66	65-597	7	9.1	64
2016	13-10	531	33	189	6	5.7	24	55-565	7	10.3	55
Totals	39-22	1,175	104	700	16	6.7	66	126-1,258	15	9.9	64

Samuels Career Bests

Plays.....	69	Florida State (2016)
Rushes.....	8	Boston College (2015)
Rushing Yards.....	65	Clemson (2015)
Rushing Touchdowns.....	3	Troy (2015)
Long Rush.....	66	Clemson (2015)
Receptions.....	8	vs. three teams
Receiving Yards.....	104	Vanderbilt (2016)
Receiving Touchdowns.....	3	Vanderbilt (2016)
Long Reception.....	64	UNC (2015)



71 JOE SCULTHORPE, OG/C

6'3 / 307 / RS - Freshman
Hampstead, N.C. (Topsail)

AS A FRESHMAN (2016):

- Redshirted the season, he plays at offensive guard and center.

IN HIGH SCHOOL:

- Played on the offensive and defensive lines at Topsail High School for coach Wayne Inman, where he helped lead his team to the NC 3A state playoffs
- Senior Stats: Recorded 46 tackles with five tackles for loss ... Played in the 2015 Shrine Bowl.
- Rankings: No. 43 in North Carolina by rivals.com. No. 15 center nationally, No. 1 in North Carolina, by scout.com.
- Personal: Also a varsity wrestler, he won the state 3-A heavyweight title as a sophomore and was runner-up as a junior.
- Major: Criminology



39 JAMES SMITH-WILLIAMS, DE

6'4 / 258 / RS - Sophomore
Raleigh, N.C. (Millbrook)

AS A RS - FRESHMAN (2016):

- In from scrimmage in eight of the first nine games before suffering a season-ending injury.

AS A FRESHMAN (2015):

- Saw action in the first four games of the season before suffering a season-ending injury.

IN HIGH SCHOOL:

- Played outside linebacker at local Millbrook HS for coach Clarence Inscore.
- Helped lead his team to an 11-3 record and the NC 4AA state quarterfinals.
- Scored a 30 on the ACT and had an unweighted 3.9 GPA with a 4.9

weighted GPA.

- Member of National Honor Society and All-Academic Honor Roll.
- **Senior Stats:** Posted 146 tackles, 19 sacks and 36 tackles for loss as a senior. His 19 sacks tied the school record for most in a season.
- **Junior Stats:** As a junior, posted over 70 tackles and 10 tackles for a loss.
- **Rankings:** No. 49 player in North Carolina by Rivals.com. No. 113 outside linebacker nationally by ESPN.com.
- **Personal:** Started the Athletic Service Club at Millbrook.
- **Major:** Business supply operations management

Smith-Williams Career Stats									
Year	GP-GS	Ply	Ht	As	Tot	TFL	Sk	PBU	Int
2015	4-0	43	2	2	4	0.5-1			
2016	8-0	148	6	7	13	0.5-4	0.5-4	1	2
Totals	12-0	191	8	9	17	1-5	0.5-4	1	2

Smith-Williams Career Bests									
Plays.....	40								Old Dominion (2016)
Tackles.....	6								Old Dominion (2016)



22 ISAAH STALLINGS, SAF

6'4 / 219 / RS - Freshman
Fayetteville, N.C. (Terry Sanford)

AS A FRESHMAN (2016):

- Redshirted the season at safety.
- Chosen to participate in Freshman Honors Convocation.

IN HIGH SCHOOL:

- Played DB at Terry Sanford HS for Coach Bryan Till. Helped lead his team to a 12-2 record and the NC 3AA state quarterfinals.
- **Career Stats:** Holds the school record with 17 career interceptions.
- **Senior Stats:** Recorded 159 tackles, including 102 solo stops, along with six interceptions. Had back-to-back games of 20+ tackles during the season.
- **Honors:** Named conference defensive player of the year and the Fayetteville Observer's Regional Player of the Year. Played in the 2015 Shrine Bowl.
- **Rankings:** No. 39 nationally among safeties and the No. 23 player in North Carolina according to rivals.com. No. 77 safety nationally, No. 2 in North Carolina, by scout.com.
- **Personal:** Also played varsity basketball, TSHS won the state championship his junior year.
- **Major:** Biological sciences



82 DAESHAWN STEPHENS, WR

6'1 / 214 / RS - Freshman
Durham, N.C. (Hillside)

AS A FRESHMAN (2016):

- Redshirted the season at wide receiver.

IN HIGH SCHOOL:

- Played wide receiver at Hillside High School for coach Antonio King where he helped lead his team to a 10-3 record and the NC 4A state quarterfinals as a senior.
- **Senior Stats:** 71 catches for 989 yards and 17 touchdowns.
- **Junior Stats:** Pulled in 75 catches for 968 yards and seven touchdowns.
- **Rankings:** No.49 player in North Carolina by rivals.com.
- **Major:** Communication



2 MIKE STEVENS, CB

5'11 / 190 / Senior
Davidson, N.C. (Davidson Day)

AS A JUNIOR (2016):

- Started every game of the regular season before missing the Independence Bowl with an injury.
- Played more snaps in 2016 (805) than any other returning player on defense (despite missing one whole game).
- Picked off his second career pass at No. 3 Clemson and returned it 28 yards for a score in that overtime game.

AS A SOPHOMORE (2015):

- Started 10 games at corner.
- Tied for the team lead in passes broken up.

AS A FRESHMAN (2014):

- Saw increased action in the last five games at corner, he was in for 89 of his 137 snaps in the last four games.
- Had a pair of big pass breakups in the bowl win over UCF.

IN HIGH SCHOOL:

- Played def. back, wide receiver for coach Chad Grier at Davidson Day
- Helped team to a 12-1 record as a senior and the school's third straight N.C. Independent Schools Athletic Association Division II championship.
- Finished third in the 100-meter dash for the small independent schools' state track meet as a junior.
- **Career Stats:** Recorded 15 career interceptions and had 2,698 all-purpose yards and 35 total touchdowns.
- **Senior Stats:** Posted 39 tackles and three interceptions. 66 receptions for 1,334 yards and 18 touchdowns.
- **Junior Stats:** Had 71 tackles and five interceptions.
- **Honors:** Named to the NCISAA all-state team on both defense and offense.
- **Rankings:** No. 167 athlete nationally by ESPN.com.
- **Personal:** Younger brother, Matt, joined the team in January of 2016.
- **Major:** Program management

2015 Stevens Game by Game Stats							
Opponent	Pl	Ht	As	Tot	TFL	PBU	INT
Troy	20	0	0	0	0	1	1-4
*E. Kentucky	37	2	0	2			
*@ ODU	26	0	0	0			
*@ S. Alabama	43	1	1	2		1	
*Louisville	42	3	1	4	0.5-1	2	
*@ VT	49	0	0	0		1	
*@ WFU	38	2	0	2			
Clemson	49	1	0	1			
*@ BC	52	3	0	3			
*@FSU	41	3	1	4			
*Syracuse	28	1	0	1			
*UNC	43	1	0	1			
\$Miss. St.	16	1	0	1			

\$ - Belk Bowl, Charlotte, N.C.

2016 Stevens Game by Game Stats							
Opponent	Pl	Ht	As	Tot	TFL	Sk	PBU
*W&M	49	3	0	3			
*@ ECU	79	3	0	3			
*ODU	58	2	1	3			
*WFU	70	4	1	5			
*ND	64	2	0	2			
*@ Clemson	94	3	2	5			2
*@ Louisville	66	0	0	0			1-28
*BC	83	2	0	2			
*FSU	66	2	0	2			
*@ Syracuse	55	0	0	0			
*Miami	61	5	0	5			2
*@ UNC	60	0	2	2	0.5-4	0.5-4	
\$Vanderbilt							

DNP - Injured

\$ - Independence Bowl, Shreveport, La.



Stevens Career Stats

Year	GP-GS	Pl	Hit	Ast	Tot	TFL-YD	Sk-Yd	PBU	Int
2014	11-0	137	3	4	7			2	
2015	13-10	484	18	3	21	0.5-1		5	1-4
2016	12-12	805	26	6	32	0.5-4	0.5-4	4	1-28
Totals	36-22	1,426	47	13	60	1-5	0.5-4	11	2-32

Stevens Career Bests

Plays.....	94	Clemson (2016)
Tackles.....	5	Clemson, UNC (2016)
PBU.....	2	vs. three teams
Interceptions.....	1	vs. two teams



35 KENTAVIUS STREET, DE

6'2 / 284 / Senior
Greenville, N.C. (Rose)
Pronunciation: ken TAY vee us

AS A JUNIOR (2016):

- Strongest player on the team, he posts a 400-lb. power clean mark and squats 650 lb.
- Started 11 games at defensive end.
- Ranked fourth on the team in tackles for loss.

AS A SOPHOMORE (2015):

- Started 10 games at tackle, he also saw action at end.
- After playing at end in 2014, moved inside during spring workouts.

AS A FRESHMAN (2014):

- Talented young player who missed the regular season finale at UNC with an injury.
- Saw action in 12 games, 284 snaps, and tallied 23 tackles, including a season-best five snaps against Georgia Tech.

IN HIGH SCHOOL:

- Played DE and TE at Rose High School for coach Dave Wojtecki.
- Helped team to a 12-3 record and the semifinals of the NC 4A state playoffs as a senior
- Attended Douglas (Ga.) Coffee County HS as a freshman and sophomore.
- Senior Stats: 92 tackles with 16 tackles for loss.
- Junior Stats: 93 tackles and 19.5 tackles for loss.
- Honors: Played in the U.S. Army All-American game in San Antonio, he was No. 11 overall player for the East squad postgame.
- Rankings: No. 18 defensive end nationally by scout.com. No. 43 player nationally regardless of position, the No. 4 strongside defensive end nationally, and No. 2 player in North Carolina by rivals.com. No. 68 in ESPN.com's top 300, as the No. 7 defensive end nationally and the No. 4 player in North Carolina.
- Major: A sociology major.

2014 Street Game by Game Stats

Opponent	Pl	Ht	Ast	Tot	TFL	Sk	QP	PBU
Ga. Southern	21	0	2	2				
Old Dominion	35	0	2	2				
@ USF	22	1	0	1				
Presbyterian	29	0	1	1				
FSU	11	0	0	0				
@ Clemson	42	3	0	3				
Boston College	31	2	2	4	1-4			
@ Louisville	20	0	1	1				1
@ Syracuse	16	0	2	2				
Georgia Tech	23	2	3	5				
Wake Forest	13	2	0	2				1
@ UNC	Did Not Play - Injured							
\$UCF	21	0	0	0				1

\$ - Bitcoin St. Petersburg Bowl, St. Petersburg, Fla.

2015 Street Game by Game Stats

Opponent	Pl	Ht	Ast	Tot	TFL	Sk	QP	CF/RF	PBU
*Troy	22	0	1	1					
E. Kentucky	21	0	1	1					
@ ODU	25	1	5	6	1-3				
*@ S. Ala.	39	1	2	3					1

*Louisville	41	0	1	1					
*@ VT	51	1	4	5	1-2	0.5-2	1		
*@ WFU	38	1	1	2					
*Clemson	35	2	3	5					0/1
*@ BC	34	0	0	0					
*@ FSU	44	1	1	2					
*Syracuse	23	1	0	1	1-1				1
*UNC	44	2	2	4				1/0	1
\$Miss. St.	8	0	0	0					

\$ - Belk Bowl, Charlotte, N.C.

2016 Street Game by Game Stats

Opponent	Pl	Ht	Ast	Tot	TFL	Sk	QP	CF/RF	PBU
*W&M	29	2	1	3	1.5-8	1-7			
*@ ECU	42	0	1	1	0.5-1			0/1	
*ODU	26	2	2	4	2-7	1-6	1		
*WFU	33	0	1	1					
*ND	35	3	3	6	1.5-3	1.5-3			
*@ Clemson	51	1	2	3			1		
@ Louisville	39	1	0	1					
*BC	50	1	2	3	1-15	1-15			
*FSU	39	0	1	1					1
*@ Syracuse	32	1	1	2	0.5-0				
*Miami	35	1	2	3	1-1				
*@ UNC	37	0	0	0					
\$*Vanderbilt	40	1	2	2	1-7	1-7			

\$ - Independence Bowl, Shreveport, La.

Street Career Stats

Year	GP-GS	Pl	Hit	Ast	Tot	TFL	Sk	CF/RF	QP	PBU
2014	12-0	286	10	13	23	1-4			2	1
2015	13-10	425	10	21	31	3-6	0.5-2	1/0	2	2
2016	13-12	488	13	18	30	9-42	5.5-38	0/1	2	1
Totals	38-22	1,199	33	52	84	13-52	6-40	1/1	6	4

Street Career Bests

Plays.....	51	Virginia Tech (2015), Clemson (2016)
Tackles.....	6	ODU (2015), Notre Dame (2016)
TFL.....	2	Old Dominion (2016)
Sacks.....	1.5	Notre Dame (2016)



87 MAURICE TROWELL, WR

5'11 / 191 / RS - Junior
Durham N.C. (Southern Durnam)
Pronunciation: TROU uhl (rhymes with towel)

AS A RS - SOPHOMORE (2016):

- Fastest player on the team, he clocks in a 4.48 (laser) in the 40, 4.00 in the pro agility drill.

Saw action in every contest, including a season-high 36 snaps vs. Wake Forest. Also pulled down a season-high four catches in that victory.

- Had a 70-yard touchdown reception against No. 7 Louisville.

AS A RS - FRESHMAN (2015):

- Scored an 83-yard TD vs. Boston College - the longest throw of QB Jacoby Brissett's career and tied as the ninth-longest pass in school history.
- Left the Syracuse game after two snaps with an injury.
- Scored his first career touchdown on an 59-yard throw from Brissett in the win at Wake Forest.

AS A FRESHMAN (2014):

- Redshirted the season.

IN HIGH SCHOOL:

- Played wide receiver for coach Adrian Jones.
- Helped team to a 14-2 record and the 2013 NC 3AA state championship. He finished that game with eight catches for 198 yards and two touchdowns to earn Outstanding Offensive Player of the Game honors.
- Senior Stats: Caught 93 passes for 1,760 yards and 19 touchdowns. Tallied 2,190 all-purpose yards and 22 total TDs.
- Junior Stats: Had 48 receptions for 948 yards and 15 touchdowns.
- Honors: A 2013 Associated Press all-state selection. Selected to NCPreps.

com 3A all-state team. A first-team all-conference selection. Played in the 2013 North Carolina-South Carolina Shrine Bowl where he had four receptions for 26 yards.

- **Rankings:** No. 59 wide receiver nationally by scout.com. No. 33 player in North Carolina by rivals.com. No. 85 wide receiver nationally and the No. 33 player in North Carolina by rivals.com. No. 85 wide receiver nationally and the No. 23 player in North Carolina by ESPN.com.
- **Major:** African-American studies.

2015 Trowell Game by Game Stats					
Opponent	PI	Rec	Yds	TD	LP
Troy	32	0	0	0	-
E. Kentucky	23	0	0	0	-
@ ODU	29	0	0	0	-
@ S. Alabama	25	2	8	0	7
*Louisville	10	0	0	0	-
@ VT	14	0	0	0	-
*@ WFU	48	4	87	1	59
*Clemson	38	1	8	0	8
*@ BC	38	2	85	1	83
*@ FSU	35	0	0	0	-
*Syracuse	2	1	11	0	11
UNC	23	2	11	0	7
*\$Miss. St.	34	0	0	0	-

\$ - Belk Bowl, Charlotte, N.C.

2016 Trowell Game by Game Stats						
Opponent	PI	Rec	Yds	TD	LP	Rush
W&M	24	1	6	0	6	
@ ECU	24	0	0	0	-	
ODU	27	2	11	0	8	1-2
*WFU	36	4	33	0	13	
Special Teams Only						
@ Clemson	4	0	0	0	-	
@ Louisville	17	1	70	1	70	
BC	7	0	0	0	-	
FSU	8	1	29	0	29	
@ Syracuse	15	0	0	0	-	
Miami	6	0	0	0	-	
@ UNC	2	0	0	0	-	
\$ Vanderbilt	3	0	0	0	-	

\$ - Independence Bowl, Shreveport, La.

Trowell Career Stats							
Year	GP-GS	PI	Rec	Yds	TD	YPR	LP Rush
2015	13-7	351	12	210	2	17.5	83 0-0
2016	13-1	173	9	149	1	16.6	70 1-2
Totals	26-8	524	21	359	3	17.1	83 1-2

Trowell Career Bests	
Plays.....	48 Wake Forest (2015)
Receptions.....	4 Wake Forest (2015), (2016)
Receiving Yards.....	87 Wake Forest (2015)
Receiving TDs.....	1 vs. three teams
Long Reception.....	83 Boston College (2015)



30 JAMES VALDEZ, CB

5'11 / 193 / RS - Freshman

Orangeburg, S.C. (Orangeburg-Wilkinson)

AS A FRESHMAN (2016):

- Redshirted the season at cornerback

IN HIGH SCHOOL:

- Played cornerback and wide receiver at Orangeburg-Wilkinson High School for coach Tommy Brown where he helped the team advance to the South Carolina Class AAA playoffs
- **Senior Stats:** Caught 18 passes for 405 yards and four scores.
- **Junior Stats:** Played his junior season at Lake Marion High in Santee, S.C., tallying 29 tackles and seven interceptions on defense while adding 18

receptions for 405 yards and four scores on offense.

- **Honors:** Played in the South Carolina North/South All-Star game.
- **Rankings:** No. 8 player in South Carolina by rivals.com. No. 62 cornerback nationally, No. 2 in South Carolina, by scout.com.
- **Major:** Enrolled in exploratory studies.



72 PHILIP WALTON, Jr., OT

6'7 / 305 / RS - Sophomore

Charlotte, N.C. (Charlotte Christian)

AS A RS - FRESHMAN (2016):

- Did not see game action, he worked with the Wolfpack scout team.

AS A FRESHMAN (2015):

- Redshirted the season.

IN HIGH SCHOOL:

- Played OT at Charlotte Christian High School for coach Jason Estep.
- Played mainly defense his first three years of high school, was full-time on offense as a senior.
- Helped lead his team to an 11-1 record and the NC Independent Schools Division I state title. Team finished ranked No. 7 in North Carolina regardless of classification.
- Was a competitive swimmer who gave up the sport to pursue football.
- Member of National Honor Society and National Spanish Honor Society.
- Took a 10-day mission trip to Nicaragua.
- Attended the same high school as teammate and fellow offensive lineman Garrett Bradbury
- **Honors:** Named All-Charlotte Observer second-team.
- **Rankings:** No. 147 offensive tackle nationally, No. 2 in North Carolina, by scout.com. No. 32 player in North Carolina by rivals.com. No. 171 offensive tackle nationally by ESPN.com.
- **Major:** Agricultural business



78 AARON WILTZ, OT

6'5 / 307 / RS - Sophomore

Baton Rouge, La. (Catholic)

AS A RS - FRESHMAN (2016):

- Missed the first three games with an injury, but came back to play on special teams in each of the last nine contests.


AS A FRESHMAN (2015):

- Redshirted the season.

IN HIGH SCHOOL:

- Played OT as a senior at Catholic High School for coach Dale Weiner.
- Helped lead his team to a 9-2 record and the Louisiana Division I state quarterfinals.
- **Honors:** Named all-district, all-metro and all-state honorable mention as a senior. Named all-district guard as a junior.
- Also on the Catholic wrestling team.
- **Rankings:** No. 90 offensive tackle nationally by ESPN.com.
- **Major:** Tech, engineering and design education

Wiltz Career Stats				
Year	GP-GS	Ply	KD	SK Allow
2016	9-0	0	-	-



67 JUSTIN WITT, OT

6'6 / 296 / RS - Freshman

Chicago, Ill. (Lincoln-Way West)

AS A FRESHMAN (2016):

- Redshirted the season on the offensive line.

IN HIGH SCHOOL:

- Played offensive tackle at Lincoln-Way West High School for coach Dave



Ernst, where he helped team to an 11-3 record as a senior and team was Illinois 5A state runner-ups.

- **Rankings:** No. 28 player in Illinois by rivals.com. No. 48 offensive tackle nationally by scout.com.
- **Major:** Sport management



14 DEXTER WRIGHT, SAF

6'2 / 232 / RS - Junior
Wilson, N.C. (Hunt)

AS A RS - SOPHOMORE (2016):

- Scored the game-winning touchdown after recovering a blocked punt versus Notre Dame.
- Saw action at LB and safety vs. FSU.
- Missed the first four games with an injury suffered in fall camp. He had been one of the defense's top performers in camp before the injury.

AS A RS - FRESHMAN (2015):

- Played in all 13 games on special teams.

AS A FRESHMAN (2014):

- Redshirted the season.

IN HIGH SCHOOL:

- Played running back and safety for coach Stevie Hinnant.
- Helped team to an 11-4 record as a senior and the NC state semifinals.
- Also played high school basketball
- **Senior Stats:** Posted 1,445 rushing yards (7.1 average) with 21 touchdowns. Finished with 98 tackles and two interceptions on defense.
- **Honors:** NCPreps.com 3A all-state team selection.
- **Junior Stats:** Recorded 89 tackles (67 solo), three interceptions, one forced fumble, and five pass deflections while playing safety.
- **Rankings:** No. 87 safety nationally by scout.com. No. 27 player in North Carolina by rivals.com. No. 71 safety nationally by ESPN.com.
- **Major:** Social work

2016 Dex. Wright Game by Game Stats

Opponent	Pl	Ht	Ast	Tot	TFL	Sk	CF/RF	PBU
WFU	ST	0	0	0				
ND	ST	0	0	0				
@ Clemson	ST	0	0	0				
@ Louisville	11	3	1	4				
BC	11	0	0	0				
FSU	15	0	1	1				1
@ Syracuse	3	0	0	0				
Miami	5	1	0	1				
@ UNC	9	0	1	1				
\$Vanderbilt	45	3	0	3				

\$ - Independence Bowl, Shreveport, La

Dex. Wright Career Stats

Year	GP-GS	Pl	Hit	Ast	Tot	PBU
2015	13-0	0	1	1	2	
2016	9-0	96	7	3	10	1
Totals	22-0	96	8	4	12	1

SPRING ENROLLEES



56 KOLLIN BYERS, OL

6'4 / 276 / Freshman
Shelby, N.C. (Crest)

- Originally signed with NC State in February of 2016.

IN HIGH SCHOOL

- Played both right tackle and center for coach Will Clark. Helped Crest win the NC 3AAA state championship as a senior (2015) with a perfect 16-0 record.
- Crest was also state champion and went 16-0 during his junior campaign.
- **Career Stats:** Transferred to Crest for 11th grade and started 34 or 36 games.
- **Honors:** Started for North Carolina in the 2015 Shrine Bowl. An all-state performer.
- **Rankings:** No. 74 offensive tackle nationally by scout.com, No. 2 in North Carolina.
- **Major:** Sport management



47 DAMIEN DARDEN, TE

6'3 / 250 / Freshman
Pikeville, N.C. (Aycock)

IN HIGH SCHOOL

- Played tight end and defensive end at C.B. Aycock High School for Coach Steve Brooks.
- **Career Stats:** 63 catches for 853 yards (13.5 avg.) and 12 touchdowns.
- **Senior Stats:** 27 catches for 384 yards and five touchdowns. Also tallied 44 tackles, 12 tackles for loss and three sacks.
- **Honors:** A first-team all-conference performer for Coach Steve Brooks as a sophomore junior and senior. A second-team all-state choice following his senior season.
- **Rankings:** No. 33 player in North Carolina by rivals.com. No. 46 tight end nationally by scout.com, the No. 2 TE in North Carolina
- **Personal:** Also played basketball in high school. Plans to major in sport management.



97 XAVIER LYAS, DE

6'4 / 215 / Freshman
Plant City, Fla. (Durant)

IN HIGH SCHOOL

- Played defensive end at Durant High School for coach Mike Gottman.
- **Senior Stats:** Tallied 65 total tackles, including 40 solo stops. Had three sacks, three fumble recoveries and two forced fumbles.
- **Junior Stats:** Had 15 total tackles, including six solo stops in his first year playing football. Also had two sacks and a pair of pass breakups.
- **Rankings:** No. 102 defensive end nationally by scout.com, the No. 17 DE in Florida.
- **Personal:** Stood at 5'11 prior to his junior year - his first playing football. Was born in Fayetteville as his dad was stationed at Fort Bragg and also lived two years in Korea.
- **Major:** Enrolled in exploratory studies as well as a two-time academic all-conference choice.
- **Personal:** Plans to major in sport management. Also made three appearances in the state track and field championships as a discus thrower.



13 MATT MCKAY, QB

6'3 / 200 / Freshman
Raleigh, N.C. (Wakefield)

IN HIGH SCHOOL

- Played quarterback for coach Rod Sink at local Wakefield High School.
- **Career Stats:** Dual threat QB who threw for 5,932 yards and 58 touchdowns while adding 2,386 yard and 39 touchdowns on the ground.
- **Senior Stats:** Threw for 1,956 yards and 19 touchdowns. Rushed for 895 yards and 17 touchdowns.
- **Junior Stats:** Threw for 2,486 yards and 29 touchdowns, while rushing for 1,186 yards and 17 more TDs.
- **Sophomore Stats:** Tallied 2,206 passing yards and threw for 22 touchdowns. Posed 305 rushign yards with five TDs.
- **Honors:** First-team all-conference performer as a sophomore, junior and senior. Also earned academic all-conference honors all three years.
- **Rankings:** No. 41 player in North Carolina by rivals.com. No. 72 quarterback nationally by scout.com, the No. 3 QB in North Carolina.
- **Personal:** Won't turn 18 until October 2017. Ran track in high school as well, competing in the 400 and 800 meters. Majoring in exploratory studies but hopes to go into aerospace engineering.



28 DAMONTAY RHEM, RB

5'11 / 221 / RS - Sophomore
Wendell, N.C. (E. Wake/UNC Pembroke)

AT UNC-PEMBROKE:

- Played in seven games at UNCP in 2015, tallying 90 yards on 28 carries

IN HIGH SCHOOL:

- Played running back and linebacker for coach John Poulcott at East Wake.
- **Senior Stats:** Rushed for 1,745 yards while tallying 432 receiving yards. Scored 17 touchdowns. On defense, made 121 tackles, forced three fumbles and had two interceptions.
- **Junior Stats:** Rushed for 1,632 yards and had 457 receiving yards. Scored 17 touchdowns. Had 12 tackles and one forced fumble.
- **Sophomore Stats:** Tallied 1,96 rushing yards, 169 receiving yards, along with 8.5 tackles on defense.
- **Freshman Stats:** Rushed for 853 yards and five touchdowns.
- **Honors:** Team captain as a senior. A three-time all-conference performer.



59 LIAM RYAN, OL

6'2 / 300 / Freshman
Cary, N.C. (Cary/Fork Union)

- Spent last year at Fork Union Military Academy, where he played on both the offensive and defensive lines. Served as a graduate assistant under Coach John Shuman at Fork Union.

IN HIGH SCHOOL

- **Honors:** An academic all-conference performer for Coach Kurt Glendening at Cary High School.
- **Personal:** Also completed in swimming, he is a certified pool operator and lifeguard.
- **Major:** Enrolled in exploratory studies.



80 ANTOINE THOMPSON, WR

6'1 / 183 / Freshman
Plant City, Fla. (Plant City)

IN HIGH SCHOOL

- Did not compete as a senior under coach Robert Paxia after suffering a torn ACL. He reinjured his knee in April of 2017.
- **Junior Stats:** 30 receptions for 692 yards and five touchdowns.
- **Sophomore Stats:** 20 receptions for 341 yards.
- **Freshman Stats:** 3 receptions for 57 yards and a touchdown.
- **Rankings:** A four-star recruit according to rivals.com. No. 39 wide receiver nationally by rivals.com, the No. 54 recruit in Florida overall. No. 105 WR nationally by scout.com, which also ranked him as the No. 18 WR in Florida.
- **Personal:** Played little league football with fellow signee Erin Collins.

NEWCOMERS

15 LOUIS ACCEUS, LB

6'0 / 210 / Freshman
Spring Valley, N.Y. (St. Joseph Regional)

- Played LB and RB for coach Augie Hoffmann at St. Joseph Regional High School. High school teammate of fellow signee Josh Fedd-Jackson.
- **Career stats:** Finished with 314 tackles, 104 solo stops, 46 tackles for loss and 18.5 sacks.
- **Senior stats:** Tallied 101 tackles, including 14 for loss with 6.5 sacks. Also rushed for 862 yards on 150 carries and had nine touchdowns.
- St. Joseph Regional won the N.J. non-public Group 3 state championship and ranked No. 1 in the state.
- Team captain as a senior.
- **Junior stats:** Had 116 tackles, 16 TFLs and seven sacks.
- **Sophomore stats:** Had 97 tackles, 16 TFLs and five sacks.
- **Honors:** Named a scout.com and USA Today second-team All-American linebacker as a senior. Named New Jersey state defensive player of the year by NJ.com and American Family Insurance. A MaxPreps Medium Schools second-team All-American at linebacker as a senior. Named to the NJ.com all-state team and was the NorthJersey.com defensive player of the year.
- **Rankings:** No. 15 outside linebacker nationally by rivals.com, and the No. 15 player in New Jersey overall. No. 33 outside linebacker nationally by scout.com, the No. 2 OLB in New Jersey.
- **Personal:** Plans to major in business management.

42 DANNY BLAKEMAN, LB

6'2 / 227 / Freshman
Raleigh, N.C. (Leesville Road)

- Played middle linebacker and fullback at local Leesville Road High School for coach Brad Wilson.
- **Senior stats:** Posted 117 tackles, 24 tackles for a loss, five forced fumbles, and had five sacks. Averaged 9.5 yards per carry as RB and had one TD.
- Team captain as a senior.
- **Junior stats:** Had 112 tackles, 17 tackles for loss, eight sacks, five blocked punts/FG, one interception.
- **Honors:** First team all-conference selection as a junior and senior.
- **Personal:** Born and raised in Mason, Ohio, moved to NC after his freshman year. Dad, Jeff, was a linebacker at Ohio Univ.(1985-90). Also plays varsity lacrosse. Member of the National Honor Society, has maintained at least a 3.5 GPA. Plans to major in biology with a Pre-PA intent.



88 ADAM BOSELLI, TE

6'5 / 220 / Freshman
Ponte Vedra, Fla. (Episcopal)

- Played tight end and outside linebacker at Episcopal School in Jacksonville under former Jacksonville Jaguar QB Mark Brunell.
- Senior stats: Caught 41 passes for 736 yards and seven touchdowns. Also had 69 tackles and five sacks on defense.
- Team captain as a senior.
- Junior stats: Caught 40 passes for 664 yards and eight touchdowns.
- Honors: A MaxPreps Small Schools 2nd-team All-American at TE as a senior. Named to Duval Sports Small Schools first-team offense, USA Today's All-Florida team and Times Union Super 24. Class 3A all-state selection.
- Rankings: No. 54 tight end nationally by scout.com, the No. 5 TE in Florida.
- Personal: Also played high school basketball and ran track. Son of former NFL All-Pro Tony Boselli, the No. 2 overall pick in the 1995 Draft. Tony served as the offensive line coach at Episcopal, and is a radio analyst for the Jaguars. Mother, Angi, is a former Miss California Teen USA. Brother, Andrew, redshirted as an offensive lineman at Florida State in 2016. Plans to major in engineering.

94 KEVINCE BROWN, DE

6'6 / 242 / Freshman
Winter Park, Fla. (Winter Park)

- Played defensive end at Winter Park High School for coach Tim Shifflet.
- Senior stats: Finished with 55 tackles, including 12 sacks and 19 tackles for loss. Also had an INT and returned it 76 yards for a TD.
- Winter Park was district champion his senior year.
- Junior stats: Returned a pair of fumbles for touchdowns.
- Honors: A two-time all-conference selection.
- Rankings: No. 126 defensive end nationally by scout.com, the No. 21 DE in Florida.
- Personal: Also plays high school basketball.

21 ERIN COLLINS, RB

6'1 / 200 / Freshman
Plant City, Fla. (Armwood)

- Played running back for coach Sean Callahan at Armwood High School.
- Career stats: 1,559 rushing yards, 8.7 yards per carry, 31 total touchdowns, 22 rushing TDs.
- Senior stats: 533 rushing yards, 324 receiving yards, 12 total TDs (9 rushing) in nine games played.
- Junior stats: 688 rushing yards and seven touchdowns with 442 receiving yards and five more scores
- Armwood finished 14-1 during his junior campaign and advanced to the Florida 6-A state title game.
- Rankings: No. 96 RB nationally by scout.com, No. 17 RB in Florida.
- Personal: Older brother, Eric, is a wide receiver at Mississippi Valley State. Played little league football with fellow signee Antoine Thompson. Plans to major in sport management.

33 DALTON COUNTS, SAF

6'0 / 211 / Freshman
Raleigh, N.C. (Garner)

- Played both free safety and outside linebacker at Garner High School for coach Thurman Leach.
- Career stats: Finished with 275 tackles, 44 tackles for loss, 13 sacks, 2 interceptions and 2 touchdowns.
- Senior stats: Had 131 tackles, 13 sacks, and 23 tackles for loss. Also had two interceptions, and two touchdowns.
- Team captain as a senior.

- Honors: Two-time all-conference first-team selection. Helped lead team to three conference titles.
- Personal: A four-time all-academic selection. Also a member of the Garner baseball and wrestling teams. Father, Eric, played nose guard at NC State from 1990-94, and spent time with the Buffalo Bills.

47 CAYMAN CZESAK, NICKEL

6'2 / 200 / Freshman
Wilmington, N.C. (Laney)

- Played linebacker at Laney High School for coach Ashaad Yeoman.
- Senior stats: Had with 171 tackles, 7 forced fumbles, three sacks and an interception.
- Team captain as a senior.
- Junior stats: Had 104 tackles, three sacks and an interception.
- Honors: Named first-team all-conference as both a junior and senior. Named the defensive player of the year and all-area player of the year.
- Personal: Plans to major in communication.

86 EMEKA EMEZIE, WR

6'3 / 195 / Freshman
Waxhaw, N.C. (Marvin Ridge)

- Played wide receiver at Marvin Ridge High School for coach Aubrey Carter.
- Career stats: Posted 236 catches for 3,584 yards and 38 touchdowns.
- Senior stats: Caught 99 passes for 1,387 yard and 18 touchdowns. Also had an interception and returned it 82 yards.
- Team captain as a senior.
- Junior stats: Caught 69 passes for 1,101 yards and 11 touchdowns.
- Sophomore stats: Caught 57 passes for 1,014 yards and nine touchdowns.
- Honors: Played in the 2016 Shrine Bowl. Earned all-state and all-conference honors as a senior.
- Rankings: No. 81 wide receiver nationally by rivals.com, the No. 22 player in North Carolina overall. No. 139 wide receiver nationally by scout.com, and the No. 3 WR in North Carolina.
- Personal: Full name is Chukwuemeka Chitabera Emezies. Also plays high school basketball, he averaged 10.3 ppg and 5.5 rpg as a junior as was named all-conference. Plans to major in engineering or business.

66 JOSHUA FEDD-JACKSON, OL

6'3 / 336 / Freshman
Montvale, N.J. (St. Joseph Regional)

- Played right guard and defensive tackle for coach Augie Hoffmann at St. Joseph Regional High School. High school teammate of fellow signee Louis Acceus.
- Senior stats: Tallied 21 pancake blocks in 10 games. Also had 16 tackles.
- St. Joseph Regional won the N.J. non-public Group 3 state championship and was ranked the No. 1 team in the state.
- Junior stats: Had 14 pancake blocks in 10 games. Also had nine tackles.
- Honors: Named to the N.J.com all-state team and was an All-Bergen County choice.
- Rankings: No. 61 offensive guard nationally by scout.com, No. 2 guard in New Jersey. No. 30 offensive guard nationally by rivals.com, No. 16 player in New Jersey overall.
- Personal: Plans to major in communication and work in the music field.

82 MAX FISHER, WR

6'3 / 205 / Freshman
Upper Marlboro, Md. (Gonzaga College HS)

- Played wide receiver at Gonzaga College High School in Washington, D.C. for coach Randy Trivers.
- Senior stats: Had 41 catches for 583 yards and four touchdowns.

- Junior stats: Hauled in 50+ receptions for 750 yards and eight touchdowns. Missed the first four games of the season.
- A one-handed catch in 2015 was the No. 2 play on ESPN's top-10.
- Gonzaga was D.C. champion following both his junior and senior seasons.
- Honors: All-WCAC first-team honoree as a senior and junior. Also named to the DCHSAA first-team.
- Rankings: No. 125 WR nationally by scout.com, the No. 2 WR in D.C.
- Personal: Volunteered at Campus Kitchen in high school. Father, Paul, played football at Bloomsburg and mother, Jody, played soccer at Maryland. Plans to major in sport management.

68 CHARLES FLETCHER, OL

6'2 / 273 / Freshman
Greenville, N.C. (J.H. Rose)

- Played offensive guard and center at J.H. Rose High School for coach David Wojtecki.
- Team captain as a senior.
- Honors: A two-time all-county and all-conference selection. Rose was two-time East Region champions.
- Personal: His grandfather was a QB at Auburn in the 1950s. Plans to major in engineering.

73 GRANT GIBSON, DT

6'1 / 295 / Freshman
Charlotte, N.C. (Mallard Creek)

- Played defensive tackle and offensive guard at Mallard Creek High School for coach Michael Palmieri.
- Team captain as a senior.
- Member of three state championship teams at Mallard Creek in NC 4AA.
- Honors: Earned USA Today all-state honors and was named an all-conference performer. Named All-Charlotte Observer as a senior and Charlotte Sports Report Defensive Lineman of the Year. A U.S. Army All-American nominee. A 2016 Bronko Nagurski High School Player of the Year nominee by the Charlotte Touchdown Club.
- Rankings: A four-star recruit according to rivals.com. No. 19 defensive tackle nationally and the No. 8 player overall in North Carolina by rivals.com. No. 62 defensive tackle nationally by scout.com, No. 3 in NC. Ranked the No. 10 center nationally by ESPN.
- Personal: Carries a 4.2 weight GPA, 3.7 unweighted, and has taken 12 Honors classes. Member of the National Honor Society. Plans to major in business administration.

99 TRENTON GILL, P

6'4 / 187 / Freshman
Hillsborough, N.C. (Cedar Ridge)

- Was placekicker and punter at Cedar Ridge High School for coach Scott Loosemore.
- Senior stats: Made 8-of-12 field goals and 41-of-44 extra points, all three misses were blocked. 48 of his 61 kickoffs went for a touchback.
- Honors: Named conference's kicker/punter of the year as a senior and was an all-area honoree. A two-time all-conference selection.
- Personal: Also plays high school soccer and tennis. Named all-state in soccer. He was the first baby born in Alance County in 1999. Plans to major in biomedical engineering and become a doctor.

11 STEPHEN GRIFFIN, SAF

6'2 / 205 / Junior
Charlotte, N.C. (South Mecklenburg/Tennessee)

- Transferred to NC State after two seasons at Tennessee.
- Will sit out the 2017 season, then have two years of eligibility remaining.

AS A SOPHOMORE AT TENNESSEE (2016):

- Played in 11 games with one start - the regular season finale at Vanderbilt.
- Posted season-highs with four tackles in back-to-back games against Kentucky and Missouri.

AS A FRESHMAN AT TENNESSEE (2015):

- Saw action in eight games as a true freshman.

IN HIGH SCHOOL:

- Lettered at South Mecklenburg High School for coach Rocky White.
- Named Charlotte-Mecklenburg Schools Defensive Player of the Year and the Charlotte Touchdown Club's Defensive Player of the Year in 2004.
- An All-Mecklenburg County and all-conference choice as a senior and junior.
- Senior Stats: 73 tackles, six tackles for loss and three interceptions.
- Junior Stats: 80 tackles, 11 pass break-ups and three interceptions.
- Also played quarterback as a junior and rushed for 543 yards and three touchdowns.
- Rankings: Ranked the No. 46 safety nationally and No. 2 safety in North Carolina by scout.com. Ranked the No. 23 safety nationally and No. 18 recruit in North Carolina by rivals.com.
- Personal: Father, Steve Griffin, was a running back at Clemson.

Griffin Career Stats (at Tennessee)

Year	GP-GS	Hit	Ast	Tot	TFL	PBU	FF
2015	8-0	5	0	5	1-2	0	0
2016	11-1	9	4	13	0-0	4	1
Totals	19-1	14	4	18	1-2	4	1

13 CHRIS INGRAM, CB

6'0 / 180 / Freshman
Mooresville, N.C. (Mooresville)

- Played cornerback and wide receiver at Mooresville High School for coach Marty Paxton.
- Senior stats: Finished with 53 tackles, two INTs and seven pass breakups.
- Team captain as a senior.
- Junior stats: Posted 26 tackles, an interception and 10 pass breakups.
- Honors: Played in the 2016 Shrine Bowl. Four-year first-team all-conference selection and three-year all-county.
- Rankings: No. 46 cornerback nationally by rivals.com, the No. 19 player overall in North Carolina. No. 74 cornerback nationally by scout.com, No. 1 CB in North Carolina.
- Personal: Was NC State's first commitment in the 2017 class. Also plays high school basketball and is on the track team. Can play the trombone. Twin sister, Kirsten, will attend Meredith College on a track and field scholarship. Plans to major in communication and work in sports management.

96 DANTE JOHNSON, DT

6'3 / 248 / Freshman
Apopka, Fla. (Wekiva)

- Played DE and tackle at Wekiva High School for coach Rich Bedesem.
- Career stats: Finished with 104 tackles, 36 TFLs, and 16 sacks.
- Team captain as a senior.
- Suffered a torn ACL during his junior season.
- Honors: Named FACA all-district first-team. An All-Central Florida second-team selection as a senior and named to the Orlando Sentinel's Super 60 team.
- Personal: Plans to major in sports management.

52 IBRAHIM KANTE, DE

6'5 / 235 / Freshman
New York, N.Y. (Trinity-Pawling)

- Spent a post-graduate season at Trinity-Pawling (N.Y.) School. Played on both the defensive and offensive line for coach Nick LaFontaine.
- 2016 stats: Played just five games at Trinity-Pawling while dealing with an



injury, totaling 25 tackles, nine tackles for a loss and four sacks.

- **Personal:** A native of Harlem, N.Y., he graduated from Bronx (NY) Cardinal Hayes at 17 years old. Didn't start playing football until he enrolled in high school. Has a wingspan of 6-foot-11. Previously played both the trumpet and snare drum. Plans to major in accounting.

37 JESSE MALIT, DE

6'3 / 315 / Freshman
Concord, N.C. (Cox Mill)

- Played linebacker at Cox Mill High School for coach Craig Stewart.
- **Career stats:** Finished with 170 tackles, 128 solo stops. Also had 22 career sacks, five forced fumbles, and three interceptions (one returned for a TD).
- Team captain as a senior.
- **Honors:** A two-time all-conference selection, all-area as a senior.
- **Personal:** Family originally from Kenya. Cousin of former Pack CB Jack Tocho. Member of the Beta Club. Also played basketball, earning all-conference honors as a junior. Plans to major in business management.

41 ISAIAH MOORE, LB

6'3 / 220 / Freshman
Chester, Va. (Bird)

- Played linebacker, tight end at Bird High School for coach David Bedwell.
- **Senior stats:** Had 106 tackles, including 77 solo stops. Finished with 15 sacks, 29 tackles for loss, three interceptions and five blocked kicks
- Team captain as a senior.
- **Junior stats:** Had 88 tackles, eight sacks, 22.5 tackles for loss, two INTs.
- **Sophomore stats:** Had 67 tackles, four sacks, 14.5 tackles for loss.
- Lloyd C. Bird won the state championship his sophomore year.
- **Honors:** 2-time first-team all-conference, second-team 5-A All-South Region. First-team all-metro selection as a senior, second-team as a junior.
- **Rankings:** No. 30 player in Virginia by rivals.com. No. 69 outside linebacker nationally by scout.com, No. 3 in Virginia.
- **Personal:** Ranks in the top 10 academically in his class. University of Virginia Jefferson Book Award recipient. 2015-16 Student of the Year. Stepfather, Ricky Whittfield, played basketball at Virginia State University. Plans to major in communication and become a sports broadcaster.

92 LARRELL MURCHISON, DT

6'4 / 270 / Junior
Elizabethtown, N.C. (E. Blanden/Louisburg College)

- Transfer from Louisburg College, he has three seasons to play two.
- **AT LOUISBURG:**
- **2016 stats (Louisburg):** Had 41 tackles, 17.5 tackles for loss and 5.5 sacks as coach Trevor Highfield's team finished with 9-0 record.
- **2015 stats (Louisburg):** Tallied 18 tackles and six tackles for loss.
- **JUCO Rankings:** No. 42 JUCO nationally according to scout.com.
- **JUCO Honors:** Named a NJCAA honorable mention All-American.
- **IN HIGH SCHOOL:**
- Three-year starter at fullback and DE for East Bladen High School.
- **Senior Stats:** Rushed for 545 yards, five TDs and averaged 7.7 yards. Recorded 83 total tackles, including 31 solo stops.
- **Honors:** First-team all-area at DL, 2nd team at FB.
- **Personal:** Has a twin brother, Farrell, a RB at Louisburg.

41 NAKIA ROBINSON, Jr., RB

5'11 / 185 / Freshman
Miami, Fla. (Miami Jackson Senior)

- Played RB, CB at Miami Jackson for coach Lakatriona Brunson.
- **Career stats:** Had 152 rushing attempts for 836 yards and 10 touchdowns.
- Team captain as a senior.
- **Honors:** A second-team All-Dade County selection as a senior.

- **Rankings:** No. 126 cornerback nationally by scout.com, No. 21 CB in Florida.
- **Personal:** Honor Roll member and the 2017 Next Heisman Trophy Award winner. Competes in the hurdles on the track and field team, and was a three-time regional finalist. Plans to major in psychology.

29 RAVEN SAUNDERS, LB

6'1 / 220 / Freshman
Riviera Beach, Fla. (Dwyer)

- Played LB and RB at Dwyer High School for coach Jack Daniels.
- Team captain as a senior.
- Spent his first three years at Oxbridge Academy. Played safety as a junior but was limited to five games because of an injury.
- **Honors:** Named first-team all-area as a senior.
- **Rankings:** No. 26 inside linebacker nationally by rivals.com, the No. 89 player overall in Florida. No. 122 outside linebacker nationally by scout.com, the No. 18 OLB in Florida.
- **Personal:** Only played high school football as a junior and senior. Also plays high school basketball. Grandfather, Lemar Parrish, played in the NFL from 1970-82 for the Bengals, Redskins and Bills.

62 BRYSON SPEAS, OL

6'4 / 265 / Freshman
Greensboro, N.C. (Dudley)

- Played offensive tackle at Dudley High School for coach Stephen Davis.
- **Career stats:** Recorded 74 pancake blocks in 27 games.
- **Senior stats:** Had 47 pancake blocks.
- Dudley finished 15-1 and won the NC 4A state title with a 54-0 championship win at Carter-Finley Stadium. Dudley was ranked as the top high school team in North Carolina - regardless of classification.
- Dudley also won the state title his freshman year, that game was also played at Carter-Finley.
- Dudley was conference champions all four years of his prep career.
- Team captain as a senior.
- **Honors:** AP and NC Preps all-state selection. A three-time all-conference selection. Invited to play in the 2016 Shrine Bowl, but Dudley advanced to the state title game.
- **Rankings:** No. 38 player in North Carolina by rivals.com. No. 118 offensive tackle nationally by scout.com, the No. 3 OT in NC.
- **Personal:** Was unable to play little league football because he was too big. Plans to major in biomedical engineering and become an orthopedist.

38 CARSON WISE, PK

5'10 / 170 / Junior
Blacksburg, Va. (Blacksburg HS/Va. Tech/Carson-Newman)

- A graduate transfer who will have two seasons to play for the Wolfpack. Earned his degree in social entrepreneurship.

AT CARSON-NEWMAN:

- The Eagles' starting placekicker for two seasons.
- **Career Stats:** Connected on 21-31 field goals and was 97-101 on extra points. Tied a school record for points in a game by a kicker with 17 vs. Tusculum. Had a career long of 49 yards.
- **Honors:** A second-team All-SAC selection in both of his seasons. A Don Hansen All-Region selection in 2015.

IN HIGH SCHOOL:

- Helped lead Blacksburg HS to the state soccer championship in 2013.
- **Career Stats:** Connected on 32 field goals during prep career, a mark that ranks in the top-five in Virginia prep history. Had a long kick of 55 yards.
- **Honors:** An all-conference, all-region and all-state performer.

Wise Career Stats

Year	GP-GS	FG-FGA	0-29	30-39	40-49	50+	LG	PAT	KO	TB	OB
2015	12-12	13-18	7-8	3-5	3-5	0-0	42	65-68	26	1	3
2016	11-11	8-13	4-4	2-5	2-3	0-1	49	32-33	37	14	5
Totals	23-23	21-31	11-12	5-10	5-8	0-2	49	97-101	63	15	8

WOLFPACK

DAVE DOEREN

HARD • TOUGH • TOGETHER
5TH YEAR AS HEAD COACH

A TIRELESS WORKER, DOEREN IS USUALLY THE FIRST GUY IN AND LAST GUY OUT OF THE OFFICE EVERY DAY. AT THE SAME TIME, HE'S THE CONSUMMATE FAMILY MAN, BEING AN EVER-PRESENT FATHER TO HIS THREE SONS. HE STRESSES TO HIS STAFF THE IMPORTANCE OF HAVING THEIR WIVES AND CHILDREN AROUND THE PROGRAM AND SPEAKS TO HIS PLAYERS FREQUENTLY ABOUT THE IMPORTANCE OF FAMILY - THE ONE YOU'RE BORN INTO AND THE ONE THAT LINES UP BESIDE AND BEHIND YOU ON THE FOOTBALL FIELD.



HEAD COACH DAVE DOEREN



Who is Dave Doeren?

On one hand, he's an old-school type of coach. He believes that the main key to success in college football, or in any line of work, is a simple one: work harder than anybody else. He's brought that blue-collar, workmanlike mentality to the NC State program. After the win at rival UNC in 2014, he said his team had a "hands-in-the-dirt" attitude. Since then, the Wolfpack has lived up to that moniker time and time again.

On the other hand, Doeren wants his staff and his program to always be on the cutting edge, using the most up-to-date techniques and technology to improve how the program operates and to improve communications with current and prospective players.

He's relatively young - at 45 he's the second-youngest coach in the entire ACC. Yet he has 22 years of experience in the coaching ranks and has coached at four different Power 5 schools.

A tireless worker, Doeren is usually the first guy in and last guy out of the office every day. At the same time, he's the consummate family man, being an ever-present father to his three sons. He stresses to his staff the importance of having their wives and children around the program and speaks to his players frequently about the importance of family - the one you're born into and the one that lines up beside and behind you on the football field.

He's not the most talkative guy in a crowd, bringing a midwestern reserve to the east coast. But get him one on one (particularly talking about football, fishing or country music) or watch him interact with his players, and he's one of the most outgoing guys around.

Doeren brings all of those juxtapositions to the Wolfpack football program, as well as the mission statement that he introduced on his very first day on the job: "1Pack1Goal: A United Mission to Win a Championship."

The one Pack? Competing together. Doeren brings a true team-first concept to his team. The one goal? To become that championship team. He makes no bones about his desire for his team to compete for a championship on a conference and national level. He believed then, and is even more sure now, that the only way to play at a championship level is to work hard ... work tough .. and work together.

His proven process has already paid off in results. Doeren has guided the Wolfpack to three straight bowl games and his 2017 Wolfpack squad has a chance to become just the seventh in school history to go to four straight bowls. Off the field, the results are impressive as well. In his first four years, 87 members of the Wolfpack football squad have earned their degrees.

Last season, while facing a daunting schedule, his squad won three of its last four games, including a win at rival UNC and an Independence

Bowl victory over SEC opponent Vanderbilt. Four of the squads losses in 2016, including two to ranked teams, were by just seven points of less. He enters 2017 with his highest number of returning starters (18), highest number of seniors (21) and his highest number of redshirt freshmen (30) - all proof that the program is heading in the right direction.

In 2015, Doeren took one of the nation's youngest teams and went to battle against three teams that ended the regular season ranked in the top 10. NC State won four road games in 2015, more than any Wolfpack squad since 2002. No other State team has turned in more road victories since 1957. The team posted numbers on offense and special teams that were among the top marks in school history.

In 2014, his second year as the head coach at NC State, his team was the second-most improved in the Power 5 conferences. The Wolfpack more than doubled its win total from the previous season, earned a bowl victory and posted its highest team GPA in program history.

The 2014 Wolfpack squad was only the second in school history to score 40 or more points in five regular season games and posted its best rushing average since 1992. Despite the tough league schedule in 2015, the team posted four 40+ point games and an almost identical rushing output.

Doeren also believes that a championship mindset involves service and has built a program that prides itself in giving back to the community. Members of his teams have turned in 6,000 collective hours of community service since he took over as head coach. His team has won the NC State Athletics Community Service Award twice.

No one outworks his staff when it comes to recruiting. That commitment has paid off in the Wolfpack's highest rated recruiting class in over a decade in 2014.

Doeren, who has packed a career's worth of experience into his 22 years in the coaching profession, is a living example of a single-minded focus on a goal. After eschewing medical school to follow his passion, he climbed rapidly through the coaching ranks.

He came to NC State after leading the program at Northern Illinois to its



YEAR-BY-YEAR WITH DAVE DOEREN

Year	School	Position	Record	Postseason Notes
1994	Shawnee Mission NW HS	Assistant Coach		
1995	Drake	Linebackers	8-1-1	
1996	Drake	Linebackers	8-3	
1997	Drake	Linebackers/Defensive coor.	8-3	
1998	USC	Graduate Assistant	8-5	Sun Bowl
1999	USC	Graduate Assistant	6-6	
2000	Montana	Defensive Secondary	13-2	IAA Runner-ups; Big Sky Champions
2001	Montana	Defensive Secondary	15-1	I-AA Champions; Big Sky Champions
2002	Kansas	LB/Recruiting Coordinator	2-10	
2003	Kansas	LB/Recruiting Coordinator	6-7	Tangerine Bowl
2004	Kansas	LB/Recruiting Coordinator	4-7	
2005	Kansas	LB/Co-Defensive Coordinator	7-5	Ft. Worth Bowl
2006	Wisconsin	Co-Def. Coor./Rec. Coor./LBs	12-1	Capital One Bowl
2007	Wisconsin	Co-Def. Coor./Rec. Coor./LBs	9-4	Outback Bowl
2008	Wisconsin	Defensive Coordinator/LBs	7-6	Champs Sports Bowl
2009	Wisconsin	Defensive Coordinator/LBs	10-3	Champs Sports Bowl
2010	Wisconsin	Defensive Coordinator/LBs	11-2	Rose Bowl; Big 10 Champions
2011	Northern Illinois	Head Coach	11-3	GoDaddy.com Bowl; MAC Champions
2012	Northern Illinois	Head Coach	12-1	*Orange Bowl; MAC Champions
2013	NC State	Head Coach	3-9	
2014	NC State	Head Coach	8-5	Bitcoin St. Pete Bowl
2015	NC State	Head Coach	7-6	Belk Bowl
2016	NC State	Head Coach	7-6	Independence Bowl

* - Team competed in Orange Bowl after Doeren was named head coach at NC State

most successful two years in program history. His first Husky squad won the school's first Mid-American Conference Championship since 1983 and tied the school record with 11 wins. His second version repeated as league champions and set a new school record by posting 12 victories for the season and earned a trip to the Orange Bowl - the first BCS berth ever for a MAC school. Doeren was a finalist for several national coach of the year awards following the 2012 campaign.

Under Doeren's leadership, NIU boasted the nation's longest conference winning streak with 17 straight wins versus MAC opponents. The Huskies never lost a home game during his tenure in DeKalb, winning a dozen home contests in his two seasons to extend the nation's longest home winning streak to 21 games. The Huskies' Academic Progress Rate (APR) ranked among the top five nationally as well.

Prior to his stint in DeKalb, Doeren spent five seasons in the Big Ten at Wisconsin, where he served as defensive coordinator and linebackers coach. During Doeren's time in Madison, the Badgers posted a 49-15 overall mark and played in the Champs Sports Bowl twice, the Outback Bowl, the Capital One Bowl and the Rose Bowl.

For his first two seasons in Madison, he served as co-defensive coordinator/recruiting coordinator/linebackers coach and in 2008, was named the primary defensive coordinator.

Doeren arrived at Wisconsin after four seasons (2002-05) at the University of Kansas, where he served as linebackers coach and recruiting coordinator for three seasons before being promoted to co-defensive coordinator under head coach Mark Mangino.

During Doeren's time at Kansas, the Jayhawks ended a seven-year bowl drought, earning bids to the 2003 Tangerine Bowl and the 2005 Ft. Worth Bowl. The opponent in that first bowl appearance was a Philip Rivers-led NC State team.

In 2000 and 2001, Doeren coached the secondary at NCAA Division I-AA (now Football Championship Subdivision) powerhouse Montana, also serving as the Grizzlies' recruiting coordinator for one year. Montana advanced to the I-AA national championship

game in 2000, losing by two points, but returned to win the national title the following season. The Grizzlies posted a 28-3 record and won two Big Sky Conference championships in his two years with the program and he coached five All-Americans, four All-Big Sky performers and two league defensive MVPs.

Doeren grew up right outside of Kansas City, where he watched his grandfather, Thomas Glennon, coach high school basketball and track. He loved the respect his grandfather commanded from his players, even after he retired from coaching.

When he left for college at Drake University in Des Moines, Iowa, his goals were to play football, earn a pre-med degree, go to med school and become an orthopedic doctor. He accomplished the first two.

He lettered at tight end for the Bulldogs, catching 19 catches for 237 yards for his career. He majored in pre-medical biology, earning Academic All-American as a senior. He took the Medical College Admission Test (MCAT). His plans for the future changed, however, during the summer between his junior and senior years when his former coach at Bishop Miege High School asked him to lead seven-on-seven drills.

Doeren says from that moment on, he decided he wanted to be a coach. He pursued that goal with a relentlessness that never wavered. Instead of heading to med school, he landed his first coaching job in 1994, right there in Kansas at Shawnee Mission Northwest High School. His collegiate coaching career began just a year later, when he was named an assistant coach at Drake, leading the linebackers from 1995-97 before adding defensive coordinator chores in 1997. He also earned his master's degree from Drake in educational leadership.

Doeren got his first taste of a bowl experience as a defensive graduate assistant at the University of Southern California. During his stint with the Trojans, he began work on his Ph.D.

Doeren met his wife Sara while he was coaching at Drake and she was a nursing student. The couple has three sons: Jacob (18), Luke (15) and Connor (11).

QUICK FACTS

Overall Record: 48-30 (6 yrs.)

Record at NC State: 25-26 (4 years)

Playing Experience: High School: Played at Bishop Miege High School; College: Four-year letterwinner at tight end and Academic All-American at Drake.

Education: Earned a BS in pre-medical biology from Drake in 1993, a master's degree in educational leadership from Drake in 1999 and began work on his Ph.D. at USC.

Personal Data: Married to the former Sara Vander Woude from Chariton, Iowa. The couple has three sons: Jacob (18), Luke (15), Connor (11).



COACHING STAFF



ELIAH DRINKWITZ

Arkansas Tech '04

**Offensive Coordinator/
Quarterbacks**

12th year in coaching

EDUCATION:

Earned a bachelor's degree in education from Arkansas Tech in 2004. Graduated magna cum laude and served as student body president.

PERSONAL:

Born in Norman, Oklahoma on April 12, 1983. He and his wife, the former Lindsey Sivils of Alma, Ark., have two daughters: Addison (6) and Emerson (4).

BOWL EXPERIENCE

AS A COACH - NC State: 2016 Camping World Independence Bowl; Boise State: 2014 Fiesta Bowl, 2015 Poinsettia Bowl; Arkansas State: 2012 GoDaddy.com Bowl, 2013 GoDaddy Bowl; Auburn: 2010 BCS Championship Game, 2011 Chick Fil A Bowl

NATIONAL CHAMPIONSHIPS:

2010 BCS Championship (Auburn)

CONFERENCE CHAMPIONSHIPS:

SEC: 2010 Auburn; Sun Belt: 2012, 2013 Arkansas State; Mountain West: 2014 Boise State.

COACHING HIGHLIGHTS:

At NC State:

- NC State's 2016 offense ranked fourth in school history with 5,417 yards. The Pack posted over 500 yards of total offense in four games - the second-highest total in school history.
- The 2016 offense posted single-season numbers that rank in the top 10 in school history in nine different categories.
- First-year starting QB Ryan Finley tallied the most passing yards ever for an NC State sophomore (3,059). That mark ranks sixth overall in school history.
- RB Matthew Dayes became the Pack's first 1,000 yard rusher since 2002. Dayes finished the season with 1,166 rushing yards.

At Boise State:

- Offense ranked in the Top 15 nationally in points per game and total offense in 2015. The Broncos averaged 39.1 points and over 500 yards of offense per game this past season.
- In 2015, directed quarterback Brett Rypien to Mountain West Freshman of the Year honors, after he led the league in passing yards, total offense and completions.
- In 2014, Boise State's offense ranked ninth nationally in scoring during a 12-2 campaign that included a Mountain West title and Fiesta Bowl victory over Arizona.

At Arkansas State

- Worked under head coach Gus Malzahn in 2012 and Brian Harsin in 2013.
- Arkansas State ranked 23rd nationally in rushing offense in 2012, averaging 206.2 yards per game.
- The Red Wolves had seven games with more than 200 rushing yards, and led the Sun Belt with 31 rushing touchdowns.




At Auburn

- The Tigers went 14-0 in 2010, winning the Southeastern Conference Championship and, ultimately, the national title.

YEAR BY YEAR WITH ELIAH DRINKWITZ

Year(s)	Team	Position
2005	Alma HS (Ark.)	Assistant Coach
2006-09	Springdale HS (Ark)	Offensive Coordinator
2010-11	Auburn	Quality Control Assistant
2012	Arkansas State	Running backs
2013	Arkansas State	RBs/Co-Offensive Coordinator
2014	Boise State	Tight Ends
2015	Boise State	Offensive Coordinator/QBs
2016-pres.	NC State	Offensive Coordinator/QBs





DAVE HUXTABLE

Eastern Illinois '79

**Defensive Coordinator/
Linebackers**

36th year in coaching

EDUCATION:

Earned a bachelor's degree in education from Eastern Illinois in 1979.

PERSONAL DATA:

Born in Elgin, Illinois on December 20, 1956. He and his wife Vicki have a son, Jake, and a daughter, Shea.



BOWL EXPERIENCE:

AS A COACH - NC State: 2016 Camping World Independence Bowl, 2015 Belk Bowl, 2014 Bitcoin St. Petersburg; Pitt: 2013 BBVA Compass; Wisconsin: 2012 Rose; UCF: 2010 Liberty, 2009 St. Petersburg, 2007 Liberty, 2005 Hawaii; UNC: 2001 Peach; ECU: 1999 Mobile; Georgia Tech: 1997 Carquest, 1992 Peach.

CONFERENCE CHAMPIONSHIPS:

Big Ten: 2011 Wisconsin; Conference USA: 2007, 2010 Central Florida.

COACHING HIGHLIGHTS:

At NC State:

- NC State ranked eighth in the FBS in rushing defense in 2016, allowing just 108.6 yards per game on the ground. That mark ranks fifth in school history. Five opponents were held to less than 70 yards rushing.
- The Wolfpack ranked 27th in scoring defense in 2016, 24th in total defense., 33rd in passing efficiency defense, 33rd in tackles for loss and 22nd in sacks.
- The Wolfpack's 2015 defense ranked 29th in the FBS in total defense, 39th in rushing defense, 36th in passing yards allowed, 29th in first down defense, 42nd in interceptions, 34th in third down defense and 35th in TFL for loss and sacks.

At Pittsburgh:

- In 2012, the Panthers ranked 16th in the NCAA in total defense (325.8), 21st in scoring defense (19.7), 24th in rushing defense (129.1) and 25th in passing defense (196.8).
- Panthers' defensive lineman Aaron Donald earned first-team All-Big East



honors after leading the conference and ranking 11th nationally with 18.5 tackles for loss, while safety Jason Hendricks was a second-team selection after leading the Big East and tying for ninth nationally with five INTs.

At Wisconsin:

- In 2011 oversaw the development of first-team All-Big Ten performers Chris Borland and Mike Taylor. The pair spearheaded a defense that helped the Badgers win the Big Ten championship and earn a Rose Bowl berth.

At UCF:

- In 2010, team ranked eighth nationally in scoring defense (17.1 points/game), eighth in rushing defense (108.4 yards/game), 15th in total defense (315.4 yards/game) and 18th in pass efficiency defense (113.0 rating).
- Defensive end Bruce Miller was a two-time C-USA Defensive Player of the Year and finished his career as UCF's career sacks leader with 35.5. Miller was selected by the San Francisco 49ers in the 2011 NFL Draft.

At UNC:

- Pupils included a pair of NFL Draft selections in David Thornton and Quincy Monk. Thornton, a former walk-on, emerged as one of the Atlantic Coast Conference's most productive defenders en route to All-ACC honors.

At Georgia Tech:


- Keith Brooking finished as the school's career tackles leader (467 stops) and was a first-round draft pick of the Atlanta Falcons.

At East Carolina:

- Linebacker Robert Jones was a consensus All-American who went on to be a first-round draft pick of the Dallas Cowboys and winner of three Super Bowl rings. Jones starred for the Pirates' 1991 team that went 11-1 and finished with a national No. 9 ranking.

YEAR BY YEAR WITH DAVE HUXTABLE

Year(s)	Team	Position
1982	Iowa State	Graduate Assistant
1983-84	Independence CC	Defensive Coordinator
1985-88	W. Kentucky	Linebackers
1989	W. Kentucky	Defensive Coordinator
1990-91	East Carolina	Linebackers/Special Teams
1992-94	Georgia Tech	Linebackers/Special Teams Coord.
1995	Georgia Tech	Linebackers
1996-97	Georgia Tech	Defensive Coord./Linebackers
1998	East Carolina	Linebackers
1999	East Carolina	Defensive Line
2000	Oklahoma St.	Linebackers/Special Teams Coord.
2001	North Carolina	Linebackers/Special Teams Coord.
2002	North Carolina	Defensive Coord./Linebackers
2004-07	UCF	Linebackers/Special Teams Coord.
2008-10	UCF	Defensive Coordinator
2011	Wisconsin	Linebackers
2012	Pittsburgh	Defensive Coordinator
2013-pres.	NC State	Defensive Coord./Linebackers



GEORGE BARLOW

Marshall '90

Assistant Head Coach for Defense/
Cornerbacks

27th year in coaching

PLAYING EXPERIENCE:

An all-conference safety at Marshall from 1986-90. He was a member of the 1987 Thundering Herd squad that played for the I-AA title.

EDUCATION:

Earned a bachelor's degree in business administration from Marshall in 1990.

PERSONAL DATA:

Born in Chicago, Ill. Married to the former Alexis Henderson. Has two daughters, Kierstin Paige and Harper (2).



BOWL EXPERIENCE:

AS A COACH - NC State:
2016 Camping World
Independence Bowl, 2015
Belk Bowl, 2014 Bitcoin St.
Petersburg;
Vanderbilt: 2013 BBVA
Compass Bowl, 2012 Music
City Bowl.

CONFERENCE CHAMPIONSHIPS:

Colonial: 2008 James
Madison; Atlantic 10: 199
James Madison, 2004 James
Madison.

COACHING HIGHLIGHTS:

At NC State:

- Coached CB Justin Burris, a 2016 fourth-round draft pick of the NY Jets.
- The Wolfpack ranked 27th

in scoring defense in 2016, 24th in total defense, 33rd in passing efficiency defense, 33rd in tackles for loss and 22nd in sacks.

- The Wolfpack's 2015 defense ranked 29th in the FBS in total defense, 39th in rushing defense, 36th in passing yards allowed, 29th in first down defense, 42nd in interceptions, 34th in third down defense and 35th in TFL for loss and sacks.

At Vanderbilt:

- In two seasons, mentored the team's defensive backs into one of the SEC's most productive units.
- In 2013, Vanderbilt ranked 13th nationally in interceptions (18) and finished 23rd in pass defense.
- In 2012, the defense was third in the SEC, 14th in NCAA, in pass defense.
- 2012 finalist for defensive backs coach of the year by FootballScoop.com.
- Coached two-time All-SEC (2nd team) corner Andre Hal, who was drafted and starts for the Houston Texans.

At New Mexico:

- Named the team's interim head coach after Mike Locksley was relieved.
- While defensive coordinator in 2011, defense was led by middle linebacker Carmen Messina. The senior was a first-team All-Mountain West Conference recipient after topping the league in tackles for a third straight year. He also broke the WAC career record with 454 tackles, including a career-high 21 stops in the 2011 finale at Boise State.

At JMU:

- Helped guide the Dukes to the 2004 NCAA I-AA national championship and FCS postseason appearances in 2006, 2007 and 2008.
- In 2006, the Dukes were second nationally in sacks and fourth in rush defense (84.8 ypg).



- In 2005, the unit ranked first nationally in rush defense.
- In JMU's championship season of 2004, the Dukes set a FCS record for sacks and ranked second in the nation in rush defense.
- Coached future NFL player Delvin Joyce (Giants), a two-time All-American and only the third player in NCAA history with 1,000 career yards in rushing, receiving and returns. Joyce also held the school records for single-season kickoff returns, punt return yards and average punt return as well as career marks for kickoff returns, punt returns, punt return yards and punt return average.
- Coached several JMU defensive standouts, including linebacker Akeem Jordan, the AFCA NCAA I-AA Player of the Year in 2006.
- Also coached future NFL player Curtis Keaton (4th round pick, Bengals), who earned Atlantic 10 and ECAC Offensive Player of the Year honors as well as second-team Associated Press All-America honors. He was also a finalist for both the Walter Payton Award as the nation's top I-AA offensive player and the Bill Dudley Award as the top Division I player in Virginia. He was honored as JMU's Male Athlete of the Year and appeared in a pair of senior all-star games in the Blue-Gray Classic and the Hula Bowl.

YEAR BY YEAR WITH GEORGE BARLOW

Year(s)	Team	Position
1991	Marshall	Graduate Assistant
1992-93	Marshall	Linebackers
1994	Hutchins. (Kan.) CC	Defensive Line
1995	West Virginia State	Defensive Coordinator
1996-97	Oklahoma	Graduate Assistant
1998	Oklahoma	Outside LBs/Safeties
1999-01	James Madison	Running Backs
2002-03	James Madison	Defensive Line
2004-08	James Madison	Asst Head Coach/Def. Coord./Safeties
2009-10	New Mexico	Asst. Head Coach/Def. Backs
2011	New Mexico	Interim Head Coach/Assistant Head Coach/Defensive Coord.
2012-13	Vanderbilt	DBs/Defensive Recruiting Coord.
2014-15	NC State	Cornerbacks
2016-pres.	NC State	CB/Assistant Head Coach for Defense



EDDIE FAULKNER

Wisconsin '00

**Tight Ends/Fullbacks/
Special Teams Coordinator**

17th year in coaching

PLAYING EXPERIENCE:

COLLEGE - A member of two Big Ten championship teams as a running back at Wisconsin from 1996-2000, rushing for 1,064 yards and seven touchdowns in his career. He posted three 100-yard rushing games, including 119 yards in a win over No. 14 Iowa in 1997 as a redshirt freshman. Wisconsin went to five straight bowls during his playing career, including back-to-back Rose Bowls in 1999 and 2000; **PROFESSIONAL** - Signed a free-agent contract with the Pittsburgh Steelers in 2001 before going on to a pro career with the Edmonton Eskimos of the Canadian Football League.

EDUCATION:

Earned a B.A. in history from Wisconsin in 2000, and a M.A. in adult, higher and community education from Ball State in 2004.

PERSONAL DATA:

Born in Muncie, Indiana on Oct. 20, 1977. He and wife Anissa have three children, Eddie IV (15), Madison Rose (12) and Xavier (1).



BOWL EXPERIENCE:

AS A COACH - NC State: 2016 Camping World Independence Bowl, 2015 Belk Bowl, 2014 Bitcoin St. Petersburg; Wisconsin: 2013 Rose Bowl; Northern Illinois: 2012 GoDaddy.com Bowl; Ball State: 2009 GMAC Bowl, 2008 International Bowl; **AS A PLAYER** (Wisconsin) - 2000 Sun Bowl, 2000 Rose Bowl, 1999 Rose Bowl, 1998 Outback Bowl, 1996 Copper Bowl.

CONFERENCE CHAMPIONSHIPS:

Big Ten: 2012 Wisconsin; MAC: 2011 Northern Illinois.

COACHING HIGHLIGHTS:

At NC State:

- Selected to participate in the 2017 NCAA Champion Forum - one of eight minority coaches nationally chosen for this unique professional development opportunity
- TE/FB Jaylen Samuels (a 2016 3rd-team All-ACC performer) led the Wolfpack in receiving each of the last two seasons. He ranks sixth in school history with 31 career touchdowns and is tied for sixth in school history with 15 receiving touchdowns, tied for 13th with 16 rushing touchdowns.
- Samuels was a 2015 first-team All-ACC selection at tight end with the most catches for a TE in the nation. He also posted the ACC's second-highest



scoring average among non-kickers with 16 TDs (7 receiving, 9 rushing).

- The Pack posted the second-best KOR average (25.7) in school history in 2015, while the 13.0 punt return average was the seventh-best mark ever. In 2016, the squad posted the eighth-best KOR average (23.2) in school history.
- In 2015, NC State was 1 of only 2 schools in the FBS to finish in the Top 20 in both Kickoff Return and Punt Return.
- Freshman Nyheim Hines was a 2015 honorable mention All-ACC performer and posted the ninth-best single-season KOR average in school history (26.3). Hines' 920 kickoff return yards in 2015 led all FBS freshmen.
- Junior Bra'Lon Cherry as a 2015 All-ACC honorable mention performer as a returner. His 13.3 yard punt return average for the season ranks ninth in the NC State record book.
- 2014 special teams included All-ACC punter Wil Baumann and Wolfpack all-time leading scorer PK Nik Sade.
- In 2014, TE David Grinnage was on the 'watch' list for the Mackey Award.

At Wisconsin:

- In 2012, helped junior Jacob Pedersen win all-Big Ten honors and the league's Kwalick-Clark Tight End of the Year award. Pedersen was the team's second leading receiver and his 14 career TD receptions are tied for 11th all time at UW.

At Northern Illinois:

- Mentored All-MAC tailback Jasmin Hopkins, who rushed for 956 yards and 15 touchdowns on 187 carries (5.1 avg.).
- NIU boasted the nation's No. 12 rushing attack with an average of 234.1 yards per game.
- While also overseeing NIU's special teams, Faulkner's punt coverage unit ranked second nationally, yielding just one yard per return. Husky place-kicker Mathew Sims was a first-team All-MAC performer while compiling a school-record 124 points (20-28 field goals, 64-66 PATs).

At Ball State:

- Served as interim head coach at the end of the 2010 season before his departure to NIU.
- While at Ball State, the Cardinals captured two MAC West Division championships and advanced to back-to-back bowl games for the first time in school history.
- The 2008 squad went undefeated during the regular season as tailback MiQuale Lewis rushed for a Ball State record 1,736 yards.

YEAR BY YEAR WITH EDDIE FAULKNER

Year(s)	Team	Position
2002	Anderson Univ.	Running Backs
2003-04	Ball State	Graduate Assistant
2005-08	Ball State	Running Backs/Special Teams
2009-10	Ball State	Offensive Coord./Running Backs
2011	Northern Illinois	Running Backs/Special Teams Coord.
2012	Wisconsin	Tight Ends
2013-pres.	NC State	TE/Fullbacks/Special Teams Coord.

AARON HENRY

Wisconsin '11

Safeties

4th year in coaching



PLAYING EXPERIENCE:

COLLEGE - Played at Wisconsin from 2007-11, appearing in 52 games and starting 32 contests. He tallied 181 career tackles, including seven for loss with



4.5 sacks, seven interceptions and 23 passes defended, while helping lead the Badgers to three consecutive Big Ten titles, including victories in each of the first two Big Ten Championship Games. During his career, Wisconsin became the first Big Ten program since 1976-78 to play in the Rose Bowl in three straight years. A first-team All-Big Ten performer as a senior, Henry started all 14 games and finished the year with 67 tackles, including three for loss with one sack, four interceptions and seven passes defended. In 2010, he earned second-team All-Big Ten honors after tallying 58 tackles, three fumble recoveries, one forced fumble, two interceptions and nine passes defended. A 2011 quarterfinalist for the Lott IMPACT Trophy, he was a three-time Academic All-Big Ten performer. In 2007, was named an honorable mention Freshman All-American and was a Freshman All-Big Ten first-team honoree. He sat out the 2008 season while recovering from an injury and returned in 2009 to play in all 13 games. PROFESSIONAL - Spent time in training camp with the Oakland Raiders.

EDUCATION:

Earned a B.S. in consumer affairs from Wisconsin in 2011. Earned his master's degree in sports management from Arkansas in 2015.

YEAR BY YEAR WITH AARON HENRY

Year(s)	Team	Position
2014-15	Arkansas	Secondary Graduate Assistant
2016	Rutgers	Defensive Backs
2017-pres.	NC State	Safeties

PERSONAL DATA:

A native of Immokalee, Fla.

BOWL EXPERIENCE:

AS A COACH - Arkansas: 2015 Liberty Bowl; AS A PLAYER - 2007 Outback Bowl, 2008 Champs Sports Bowl, 2009 Champs Sports Bowl, 2010 Rose Bowl, 2011 Rose Bowl.

CONFERENCE CHAMPIONSHIPS:

AS A PLAYER: Big Ten: 2010, 2011 Wisconsin

COACHING HIGHLIGHTS:

At Rutgers:

- Coached honorable mention All-Big Ten cornerback Blessuan Austin, who ranked second in the Big Ten and 10th nationally with 1.4 passes defended per game in 2016.

At Arkansas:

- Working with his collegiate head coach, Bret Bielema, the Razorbacks picked up five Southeastern Conference victories in 2015 to earn a berth in the Liberty Bowl.
- In 2014, Arkansas became the first unranked team in college football history to post back-to-back shutouts against ranked opponents and won the Texas Bowl over Texas.





DES KITCHINGS

Furman '00

**Asst. Head Coach for Offense/
Recruiting Coordinator/Running
Backs**

14th year in coaching

PLAYING EXPERIENCE:

COLLEGE - A standout receiver/return specialist at Furman. As a senior in 1999, Kitchings helped Furman win the first of three conference championships. He ranks among the school's all-time leaders in receptions and returns. As a specialist, he averaged 29.3 yards on 33 kickoff returns - the second-best mark in Southern Conference history. Four were returned for touchdowns - also a school record. A consensus all-Southern Conference selection as both a receiver and returner, Kitchings earned All-America honors as a return specialist in 1999 after leading the NCAA I-AA division in return average. He became the youngest inductee into the Furman Athletics Hall of Fame in 2009; **PROFESSIONAL** - selected by Kansas City in the 2000 NFL Draft, and spent



four years on practice squads and rosters of NFL squads.

EDUCATION:

Earned a B.S. in health and exercise science from Furman in 2000.

PERSONAL DATA:

A native of Wagener, S.C., Kitchings and his wife, Heather, have three children:

YEAR BY YEAR WITH DES KITCHINGS

Year(s)	Team	Position
2004-07	Furman	Tight Ends / Special Teams Coor.
2008-09	Vanderbilt	Running Backs/Running Game Coor/ Special Teams Coordinator
2010	Vanderbilt	Offensive Coordinator
2011	Air Force	Running Backs/Game Coordinator
2012	NC State	Running Backs/Tight Ends
2013	NC State	Running Backs
2014-15	NC State	Running Backs/Recruiting Coordinator
2016-pres.	NC State	RB/Rec. Coor/Assistant HC for Offense

Aiden (11), Ava (9) and Austen (7).

BOWL EXPERIENCE:

AS A COACH - NC State: 2016 Camping World Independence Bowl, 2015 Belk Bowl, 2014 Bitcoin St. Petersburg, 2012 Franklin American Mortgage Music City Bowl; **Air Force:** 2012 Military Bowl; **Vanderbilt:** 2008 Music City Bowl.

CONFERENCE CHAMPIONSHIPS:

AS A COACH: Southern Conference: 2004 Furman; **AS A PLAYER (Furman):** 1999 Southern Conference.

COACHING HIGHLIGHTS:

At NC State:

- In 2016, RB Matt Dayes became the Pack's first 1,000 yard rusher since 2002. Dayes finished the season with 1,166 rushing yards, the third-best mark in the ACC. His eight games of 100+ yards were the most in a single season at NC State since 1977.
- Dayes was named second-team All-ACC, the first Pack RB to be honored on the all-conference team since 2002.
- The 2015 Wolfpack posted the fifth-best rushing total in school history (2,627).
- The 2014 Wolfpack posted the fourth-best rushing total in school history (2,659) and the best per game average since 1992.
- RB Matthew Dayes led the FBS in rushing touchdowns with 12 before a season-ending injury in the eighth game of the 2015 season.
- In 2014, RBs Shadrach Thornton and Matt Dayes combined with QB Jacoby Brissett to give NC State three 500 yard rushers for the first time since 1973.
- In 2012, coached both running backs and tight ends.
- In 2012, Freshman Shadrach Thornton finished the season with three straight games over 100 yards rushing, the first Pack player to do so since 2002. Thornton finished fourth in the ACC in rushing (69.4).

At Air Force:

- In his one season at Air Force, the Falcons ranked third nationally in rushing averaging 314.8 yards per game.
- In 2011, Air Force finished third nationally with 43 rushing touchdowns.

At Vanderbilt:

- Served as Vanderbilt's offensive coordinator for the 2010 season.
- Was a key player in the development of true freshman tailbacks Warren Norman (brother of former Wolfpack defensive end Art Norman) and Zac Stacy, who ranked 1-2 on the team in rushing in 2009, with Norman producing one of the finest all-purpose campaigns ever by an SEC freshman. He ended the season as the SEC Freshman of the Year and a freshman All-American.

At Furman:

- Helped mentor Larry Hedden, Willis Sudderth and John Rust to all-conference recognition.
- During his tenure at Furman, the Paladins went 10-3 and captured a conference title in 2004, and advanced to the NCAA I-AA national semifinals in 2005.





DWAYNE LEDFORD

East Carolina '99

**Offensive Line/
Run Game Coordinator**

12th year in coaching

PLAYING EXPERIENCE:

COLLEGE - Played defensive line at ECU from 1995-97, starting all 11 games as a junior and finishing with 26 career tackles. He moved to offensive line prior to his senior campaign and made nine starts at left tackle in 1998 and was named a 1998-99 National Strength and Conditioning All-American; **PROFESSIONAL** - During his NFL career, Ledford played for the San Francisco 49ers (1999-2000, 2003-04), Jacksonville Jaguars (2000), Carolina Panthers (2001), Cleveland Browns (2005) and New Orleans Saints (2006). He saw action in eight games, including one start, for the 49ers in 2003.

EDUCATION:

Earned a B.S. in exercise and sports science from East Carolina in 1999. He was the recipient of ECU football's Jerry T. Brooks Award for outstanding academic achievement in 1998.

PERSONAL DATA:

Born Nov. 2, 1976 in Marion, N.C. He and his wife, the former Meredith Cunningham (also from Marion) have two sons, Hudson (4) and Jordan (1).

BOWL EXPERIENCE:

AS A COACH - NC State: 2016 Camping World Independence Bowl; Appalachian State: 2015 Camellia Bowl; East Carolina: 2009 Liberty Bowl, 2010 Liberty Bowl; AS A PLAYER - 1995 Liberty Bowl

CONFERENCE CHAMPIONSHIPS:

Conference USA: 2008, 2009 ECU; Southern: 2012 Appalachian State



COACHING HIGHLIGHTS:

At NC State:

- An inexperienced offensive line (all but one of the starters was not available during spring practice) ended up ranking third in the ACC and 19th in the FBS in sacks allowed with 17 - the sixth-lowest tally in school history.
- NC State was sacked on just 3% of its 438 pass attempts in 2016 - the 14th-best mark nationally.
- The Wolfpack offensive line paved the way for the school's first 1000-yard rusher since 2002.
- Guard Tony Adams was a second-team All-ACC selection, while first-year center Joe Scelfo was an honorable mention selection.



At Appalachian State:

- The Mountaineers set a Sun Belt single season record with 11 wins in 2015, the team's first full year of FBS eligibility, and averaged 257.2 rushing yards per game over his last two seasons.
- Ledford's offensive line ranked fourth in the FBS in sacks allowed in 2015 with just 0.85 per game, and paved the way for a 271.5 yard rushing average, the sixth-best mark in the FBS.
- App. State scored 44 points or more nine times in its last 20 games.
- Three of his linemen were named to the All-Sun Belt first or second team in 2015.

At Gardner Webb

- The Bulldogs ranked second in the Big South in rushing (165.6 yards per game) and third in fewest sacks allowed (17), finishing among the top 50 teams nationally in both categories.
- Two of his players earned all-Big South recognition.

At Tennessee State

- Helped lead the Tigers to top-25 national rankings in both rushing (190.0 ypg) and fewest sacks allowed (13).
- Coached two all-Ohio Valley Conference selections.

YEAR BY YEAR WITH DWAYNE LEDFORD

Year(s)	Team	Position
2005	UNC-CH	Strength & Conditioning Coach
2006	Frankfurt Galaxy	Offensive Line Intern
2007	Frankfurt Galaxy	Tight Ends/Tackles
2007	Sanderson HS (NC)	Offensive Line
2008-09	East Carolina	Graduate Assistant
2010	Tennessee State	Offensive Line
2011	Gardner-Webb	OL/Run Game Coordinator
2012-15	Appalachian State	Offensive Line/Co-Offensive Coordinator for run game
2016-pres.	NC State	Offensive Line/Run Game Coordinator



GEORGE McDONALD

Illinois '99

**Wide Receivers/
Passing Game Coordinator**

17th year in coaching

PLAYING EXPERIENCE:

COLLEGE - A four-year letterwinner at receiver at Illinois (1995-98). Led the Big Ten in kickoff return yardage and also earned all-conference honors in track and field, where he set a school record in the 60-meter dash (6.74) and won a league title.



At NC State:

- In 2016, NC State ranks second nationally with five different receivers turning in 100-yard receiving games.
- WR Kelvin Harmon set an NC State freshman record with five TD receptions.

At NIU:

- Coached second-team All-American Dan Sheldon in 2002
- Coached 1st-team All-MAC receiver P.J. Fleck, who also earned Academic All-America honors and was named the USA Today Player of the Week in 2003. Fleck ranks third in NIU history in career receptions, fifth in yards.
- Coached All-American Darrell Hill, aka "The Thrill," who won All-MAC and All-America honors.
- Coached Sam Hurd, who ranks second in school history in receiving yards.

At Stanford:

- Coached Alex Smith to first-team All-Pac12 honors

At Western Michigan:

- Coached first-team All-MAC and third-team All-American Greg Jennings, the 2005 MAC Player of the Year.
- Coached 2005 All-MAC TE Tony Scheffler.

At Minnesota:

- Mentored 1st-team All Big Ten performer Eric Decker and Ernie Wheelwright.

At Miami:

- WR Phillip Dorsett posted the ninth-best single season reception yards total in school history in 2012.
- Coached future NFL players Phillip Dorsett, Tommy Streeter, LaRon Byrd, Allen Hurns, Duke Johnson, Rashawn Scott and Travis Benjamin.



EDUCATION:

Earned a B.S. in health planning and administration from the University of Illinois at Urbana-Champaign in 1999.

PERSONAL DATA:

Born in Ft. Wayne, Indiana on May 10, 1976. He and his wife, the former Heather Anderson, have one son: Roman (2).

BOWL EXPERIENCE:

AS A COACH - **NC State:** 2016 Camping World Independence Bowl, 2015 Belk Bowl; **Syracuse:** 2013 Texas Bowl; **Minnesota:** 2008 Insight Bowl, 2007 International Bowl.

COACHING HIGHLIGHTS:

- Has coached in three of the Power 5 conferences: ACC, Big Ten, Pac 12
- Named one of the nation's top recruiters by rivals.com in 2012.
- Has coached eight current NFL players: Travis Benjamin, LaRon Byrd, Eric Decker, Brisly Estime, Allen Hurns, Rashawn Scott, Alex Smith.
- During his career, he has mentored 17 players who have gone on to play in the NFL.

YEAR BY YEAR WITH GEORGE McDONALD

<u>Year(s)</u>	<u>Team</u>	<u>Position</u>
2000	Ball State	Graduate Assistant
2001-03	Northern Illinois	Wide Receivers
2004	Stanford	Tight Ends
2005-06	Western Michigan	Offensive Coord./Wide Receivers
2007-08	Minnesota	Wide Receivers
2009-10	Cleveland Browns	Wide Receivers
2011-12	Miami	Wide Receivers/Passing Game Coord.
2013	Arkansas	Wide Receivers
2013-14	Syracuse	Offensive Coord./Asst. Head Coach
2014	Syracuse	Wide Receivers
2015-16	NC State	Wide Receivers
2017-pres.	NC State	WR/Passing Game Coordinator



KEVIN PATRICK

Miami '94

Defensive Line

13th year in coaching

PLAYING EXPERIENCE:

COLLEGE -An All-American defensive lineman during his playing career at the University of Miami, Fla., where he helped lead the Hurricanes to two National Championships with victories over Alabama in the 1990 Sugar Bowl and



Nebraska in the 1992 Orange Bowl. Miami also made appearances in the Cotton and Fiesta Bowls during Patrick's career (1989-93). In 1993, Patrick was named the Big East Defensive Player of the Year after leading the Hurricanes with 10 sacks. A 1993 All-American and team MVP, Patrick finished his career with 174 total tackles and 23 sacks, the fifth highest total in program history. He was also a two-year letterwinner in track and field, throwing the shot put and discus during his junior and senior years. Patrick - whose brief stint in the NFL was hampered by shoulder injuries - was inducted into the University of Miami Sports Hall of Fame in 2015.

EDUCATION:

Earned a B.S. from Miami in 1994 in business administration.

YEAR BY YEAR WITH KEVIN PATRICK

Year(s)	Team	Position
1996-98	South Florida	Defensive Ends
1998-2008	Private Business	
2008	South Florida	Defensive Ends
2009	South Florida	Defensive Line
2010-13	South Florida	Defensive Tackles
2014-15	North Texas	Defensive Line
2016	Texas Tech	Defensive Line
2017-pres.	NC State	Defensive Line

PERSONAL DATA:

A native of West Palm Beach, Fla., he and his wife, Rachel, have two daughters -- Grace (14) and Belle (11), who are both volleyball players.

BOWL EXPERIENCE:

AS A COACH - USF: 2010 Meineke Car Care Bowl, 2019 International Bowl, 2008 St. Petersburg Bowl; AS A PLAYER: 1989 Cotton Bowl, 1990 Sugar Bowl, 1992 Orange Bowl, 1993 Fiesta Bowl


COACHING HIGHLIGHTS:

At North Texas:

- In his two seasons with the Mean Green, the team compiled 52 sacks, including 33 in his first year - the fifth-best mark in school history. The program ranked among the top Conference USA pass rushing units and finished the 2014 season ranked No. 25 nationally in team sacks per game (2.75) and among the nation's top-50 units in total defense. North Texas was led by the emergence of defensive end Chad Polk, who, despite an undersized frame, became an All-CUSA selection after totaling 25 tackles and a team-high 5.5 sacks.

At South Florida:

- Produced three NFL draft picks while in Tampa, most notably Pierre-Paul who was selected in the first round at No. 15 overall in 2010. In his lone season at USF, Pierre-Paul, an NFL All-Pro selection in 2011, garnered first team All-America honors by Pro Football Weekly as well as All-Big East first team accolades by the conference coaches and multiple other publications. McClain was drafted in the third round of the 2011 NFL Draft third by the Carolina Panthers after earning first team All-Big East honors. Selvie was a first team All-American during Patrick's first season back with the program in 2008 and later ended his career as the program's all-time career leader in both sacks and tackles for a loss.



- USF regularly rated among the nation's top defenses as the Bulls finished among the NCAA's top-25 units in total defense four times. The Bulls also ranked among the nation's top-25 three times in team tackles for a loss (2010, 2011 and 2013) and as high as fourth in total sacks (2011).
- Honored for his work on the recruiting trail. In 2009, Rivals named him one of the nation's top-25 recruiters in 2009, as well as the top recruiter in the Big East Conference. The recognition came after USF signed four four-star recruits, including Pierre-Paul, on National Signing Day.



DANTONIO BURNETTE

(NC State '02)

Director of Strength & Conditioning for Football/Head Strength Coach

PLAYING EXPERIENCE:

A four-time letterwinner at linebacker from 1999-2002, he was named first-team All-ACC as a senior in 2002. He was also the Wolfpack's co-MVP

and a team captain that season. His 24 tackles against Clemson in 2001 is tied as the second most in a game in school history and he ranks second in career tackles with 476. His 41 career tackles-for-loss also rank fourth in school history. Burnette was a standout in the weight room as well, earning the team's most valuable lifter award in 2001. Team captain on the 2002 Wolfpack squad that earned double-digit wins for the only time in school history and finished the season with a No. 12 final ranking in the AP poll. That season included a Gator Bowl victory over Notre Dame and a win over No. 14 FSU.



EDUCATION

Earned a degree in sports management with a minor in business management from NC State in 2003. Earned his master's in higher education and sports management in 2007.

PERSONAL DATA

Born Dec. 29, 1980 in Warner Robins, Ga. He and his wife Edrina, have three children: Alexis (18), Austin (4) and Aiden (2).

COACHING HIGHLIGHTS:

- A certified member of the NSCA and USA Weightlifting.
- CSCS certified through the National Strength & Conditioning Association, USAW certified through USA Weightlifting, Member of CSCCA, Member of AFCA, First Aid, CPR & AED Certified.
- Has been a member of strength staff that have seen numerous players drafted by the NFL, including first round picks Mario Williams, Manny Lawson, John McCargo (NC State) and Aaron Donald (Pitt). Has also helped develop some quality QB's during my tenure as a strength coach in Philip Rivers, Russell Wilson, Mike Glennon, Jacoby Brissett and Tom Savage (Pitt).

YEAR BY YEAR WITH DANTONIO BURNETTE

Year(s)	Team	Position
2003	Beyond Fitness	Performance Coach
2003-04	NC State	Strength & Conditioning Intern
2004-07	NC State	Graduate Asst S&C coach
2007-11	NC State	Assistant S&C coach for football
2012	Pittsburgh	Assistant Strength & Conditioning Coach
2013-15	NC State	Assistant Head S&C Coach for Football
2016-pres.	NC State	Head S&C Coach for Football

FOOTBALL STAFF



Nathan Burton joined the Wolfpack staff in 2017 as the quality control assistant for the defense. Burton served as the defensive coordinator at West Alabama for three seasons prior to coming to Raleigh.

In 2016, Burton coached first-team All-GSC bandit Darius Ellis at UWA, and Harlon Hill Award finalist punt returner Donta Armstrong.

In 2015, the Tigers led the Gulf South Conference in run defense, ranked No. 17 nationally (Div. II) in third-down defense and No. 32 in tackles for loss.

His 2014 squad led the GSC in total defense, pass defense, and Interceptions.

Prior to his stint at UWA, Burton served as defensive coordinator and defensive backs coach at Shorter University in 2012-13. In 2012, the Shorter defense ranked second in the GSC in total defense, allowing 336.0 yards per game while recording 26 sacks and 79 tackles for loss. Over his two seasons with the program, the Hawks averaged 18.5 sacks and 70 tackles for loss per season.

In 2012, he helped guide Shorter to a 6-5 record during the transitional Division II year.

Burton's other coaching stops included Tennessee-Martin, Oklahoma State and Georgia Tech. In two years as a linebackers and secondary coach at UTM, Burton helped direct a Skyhawk defense that led the Ohio Valley Conference in total defense in 2010 and was second in 2011.

A native of Lilburn, Ga., Burton earned a spot on Georgia Tech's roster as a walk-on freshman and earned a scholarship. "The Admiral" went on to become a four-year letterman as a Yellow Jackets' safety and was named the team's Lifter of the Year in 2004.

After earning his B.S. in applied biology from Georgia Tech in 2005, Burton served as a graduate assistant coach for the Yellow Jackets before joining the staff at Oklahoma State.

Burton and his wife Britney have four sons: Charlie (7), Grady (4), Isaac (2) and William (born in the fall of 2016).



Kriss Proctor joined the Wolfpack football staff in the spring of 2016 as the quality control assistant for the offense.

Proctor came to NC State from Indiana State, where he spent the 2015 season as the wide receiver coach and recruiting coordinator.

Prior to his stint with the Sycamores, he spent a year at Boise State University, serving as an offensive quality control assistant and working with the recruiting staff from 2012-14. In 2014, he worked under current NC State offensive coordinator Eliah Drinkwitz.

Proctor played quarterback at Navy from 2008-11, rushing 211 times for 914 yards as a senior. He also led the Midshipmen with 14 touchdowns, while completing 52 passes for 787 yards and another seven scores. He was named the MVP of the 2011 Army-Navy game after rushing for 97 yards and two TDs.

He went on to earn his B.S. in political science from Boise State in 2013.

A native of Big Bear Lake, Calif., the 27-year-old Proctor played in the 2008 Military Bowl, the 2009 Texas Bowl and the 2010 Poinsettia Bowl. He has coached in the Vegas Bowl (2012), the Hawaii Bowl (2014), the Fiesta Bowl (2016) and last year's Independence Bowl with the Wolfpack.

SUPPORT STAFF



Doug Shearer, who has been a member of the Wolfpack football staff since 2014, is the Wolfpack's quality control assistant for special teams. He has served in that role since 2015.

Shearer came to NC State as a graduate assistant, working with the wide receivers and specialists. In 2013, he served as an offensive/special teams graduate assistant at his alma mater: the University of Connecticut.

As an undergrad, the Shelton, Ct., native was a student assistant coach under former Wolfpack linebacker and assistant coach Clayton White., working with the special teams in 2011 and 2012.

The 26-year-old earned his B.A. degree in coaching and sports psychology from UConn in 2013. He has coached in three bowl games, all with NC State: the 2014 Bitcoin St. Petersburg Bowl, the 2015 Belk Bowl and the 2016 Independence Bowl.



Spencer Brown has been a member of the NC State football staff since 2016, serving as a graduate assistant for the defense. Last season, he coached the nickels.

Brown came to the Wolfpack from the University of South Dakota, where he spent the 2015 season as the linebackers coach/video coordinator under legendary coach Joe Glenn. The Coyote defense improved from last in the conference to top 30 in the country while transitioning from the 3-4 to the 4-3.

USD defeated Carson Wentz and North Dakota State University in Fargo, N.D., snapping a 26 game home winning streak. Brown also coached all-conference linebackers John Wessel and Keyen Lage at USD.

From 2012-14, he was a defensive graduate assistant at the University of North Texas, working with the linebackers. He coached future second-team All-Pro performer Zach Orr and 2014 C-USA Leading Tackler, Derek Akunne. Also during his time at North Texas, Brown helped turn the Mean Green defense from last overall in the FBS in 2010 to No. 8 nationally in scoring defense and No. 17 in total defense by 2013.

From 2010-12, the Eagle Scout served as the defensive quality control assistant at North Texas.

Brown played lacrosse at Southern Methodist University, earning his B.B.A in business management in 2010. In 2014, he received an MBA in marketing from the University of North Texas.




Offensive graduate assistant **Joe Calcagni** joined the Wolfpack staff in the spring of 2017. A former quarterback at Tulsa, he is working with the Wolfpack QBs and offensive coordinator Eliah Drinkwitz.

The Springdale, Arkansas, native spent the 2016 season working with the quarterbacks at his former high school (Springdale) and spent the spring of 2016 serving an internship with the Tulsa football staff.

Calcagni earned his bachelor's degree in exercise and sport science (with a K-12 teaching certification) from Tulsa in December of 2014, prior to his senior season, and a master's in math and science education in May of 2016.

During his career at Tulsa, the Golden Hurricanes appeared in the 2011 Armed Forces Bowl, the 2012 Liberty Bowl and the 2015 Independence Bowl.



Shawn Flaherty joined the Wolfpack staff as an offensive graduate assistant in the spring of 2017, following a successful playing career at Towson State University.

The 23-year-old from Montvale, N.J., started at right guard last season for the Tigers and was named to the CAA All-Academic team for the third straight year. In 2015, he started at center for Towson. As a sophomore in 2014, he was named the recipient of the Bobbi Madison Tiger Scholar-Athlete Award and in 2013, played for the Towson squad that was the national runner-up.

Flaherty earned his B.S. in business administration with a concentration in management and leadership, posting a cumulative GPA of 3.65. He is currently pursuing a graduate degree in youth, family and community sciences with a concentration in youth development and leadership.



Jimmy Long joined the Wolfpack football staff in 2017 as a defensive graduate assistant.

A native of Sarasota, Fla., Long spent 2016 as the special teams and defensive line coach at Sewanee: The University of the South. In 2014-15, he was a quality control assistant at The Citadel.

The 25-year-old played college football at Lenoir Rhyne University, where he was a second-team All-American, won first-team all-region honors and was an all-conference performer at defensive tackle. A four-year letterwinner, Long was a team captain for the Bears squad that was a three-time conference champion and the national runner-up.

As a senior in 2013, he was named the South Atlantic Conference Defensive Player of the Week and was named the "Relentless Player of the Week" twice.

Long earned his B.S. in exercise physiology with a minor in business from Lenoir Rhyne in 2014. He graduated with a 3.55 cumulative GPA.

STRENGTH AND CONDITIONING STAFF



Tim Rabas rejoined the Wolfpack strength staff as Associate Director of Football Strength and Conditioning/Director of Football Athletic Performance in January of 2016.

Rabas had spent three seasons at NC State before spending 2015 at Nebraska, where he was the Associate Football Strength & Conditioning coach.

After originally joining the NC State football staff in 2012, Rabas was with the Wolfpack until the end of the 2014 campaign.

Prior to his first stint in Raleigh, Rabas spent six years as an assistant strength and conditioning coach at Oregon State. At OSU, he worked with the football program and was the Director of Strength & Conditioning for men's basketball, volleyball, baseball, wrestling, swimming programs and performance camps.

From 2004 to 2006, Rabas worked with football, wrestling and women's basketball at Northern Illinois University. He also served as a graduate assistant at The Citadel, and completed a strength and conditioning internship with the Chicago Bulls.

Rabas graduated from Wisconsin-Stevens Point with a degree in health promotion and a minor in nutrition. He was a four-year letterwinner in football at Wisconsin-Stevens Point, and was named Special Teams Player of the Year twice. While at The Citadel, Rabas earned his master's degree in exercise and sports science.

A native of Green Bay, Wis., Rabas is a member of USA Weightlifting and the National Strength Coaches Association (NSCA) and also a licensed massage therapist. He was once competitive in Olympic weightlifting, ranking as high as 13th.



Matthew Hickman joined the staff as an assistant strength & conditioning coach in 2016. A 2008 graduate of Cumberland (Tenn.) University with a B.S. degree in fitness and wellness and a minor in strength and conditioning, he played defensive back, lettering three times and earning all-conference honors.

Following graduation he interned at Cumberland University working with football and then at Vanderbilt University strength and conditioning program, working specifically with the Commo-



-dore football and baseball programs.

In 2010, Hickman was named Director of Strength and Conditioning at Cumberland, where he worked with all university sports, including the 2010 conference championship and top-25 football team (NAIA), 2010 national championship baseball squad, and two All-American wrestlers.

He spent one year at Furman working with football, women's basketball, baseball, softball, men's and women's golf, and men's and women's tennis. Hickman also spent three seasons at Georgia Tech, working with football from 2012-2014.

Hickmann spent one year as Director of Performance at PLAE/PLAE HARD where he directed and organized a training facility working with general population, training youth teams, and programming long-term development.

Hickmann also trained mixed martial arts athletes and competed at the amateur level earning a 3-0 record. A native of Fort Myers, Fla., Hickmann is a Certified Strength and Conditioning Specialist (CSCS) through the National Strength and Conditioning Association (NSCA), a Strength and Conditioning Coach Certified (SCCC) through the Collegiate Strength and Conditioning Coaches Association (CSCCa), and a PN Level 1 Certified Coach through Precision Nutrition.



Assistant strength & conditioning coach **Mike Solomon** joined the NC State staff in 2016.

Prior to this time with the Wolfpack, Solomon worked as one of the top sports performance instructors in the Raleigh-Durham area for over nine years, as the Director of Strength Programming, at one of the top athletic-development facilities. Solomon has developed players who have advanced to play at

the D1 level, including professional athletes on the national and international level as well.

Solomon possesses over 10 years of high school football coaching experience, including being apart of a two-time contending state championship program.

He is a Certified Strength and Conditioning Specialist through the NSCA, and a USA Weightlifting Level 1 Performance coach. A native from Miami, Fla., Solomon earned a Bachelors degree from Florida State University in exercise science in 2007, and then a Masters degree in consumer sciences with a concentration in nutrition from North Carolina Central University in 2012.



In his second year with the NC State strength & conditioning staff, **Rendrick Taylor** came to the Wolfpack after a year as a graduate assistant strength and conditioning coach at his alma mater: Clemson.

A four-year letterman for the Tigers at wide receiver, Taylor was an undrafted free agent for the Tampa Bay Bucs and played fullback for the Jacksonville Sharks of the Arena Football League. He finished third in the AFL in rushing in 2012 with 227 yards.

The Clio, S.C., native earned a B.A. in special education from Clemson in 2010 and an M.S. in community recreation and sports management in 2016

He also spent time as a sports performance coach at GodSpeed Elite in Jacksonville, Fla., where he trained high school, collegiate and professional athletes.

Taylor is a Strength and Conditioning Coach Certified through the Collegiate Strength and Conditioning Coaches Association and a USAW Level 1 Sports Performance Coach.

SPORTS NUTRITION



Diana Nguyen is the Director of Sports Nutrition for NC State athletics, with a primary focus on football. Nguyen's top priority is to help each individual athlete achieve his performance goals through nutrition.

Nguyen presides over all aspects of the Wolfpack sports nutrition program, from the management of meal plans to the supervision of the training tables, to education and medical nutrition counseling.

She came to NC State from Texas A&M University, where she served as an Assistant Director for Performance Nutrition. She assisted in all aspects of nutritional services for student-athletes at Texas A&M, overseeing the nutrition for the women's soccer, volleyball, softball, equestrian, track and field, men's and women's swimming and diving and men's and women's tennis teams.

Prior to her tenure at Texas A&M she was a sports nutrition graduate assistant with the Virginia Tech athletic department, counseling student-athletes as well as conducting various projects in the nutrition field. She has also served as a nutrition consultant with The Weight Club of Blacksburg, a registered dietician with the Christiansburg Recreational Center and as an intern with the University of Virginia Health System.

Nguyen earned a B.S. degree in human nutrition, foods and exercise with a minor in psychology, as well as master's degrees in health promotion and sports nutrition from Virginia Tech. She and her husband, Dat, have a daughter, Madison, who was born in January of 2016.

SPORTS MEDICINE



Justin Smith, who joined the Wolfpack staff prior to the 2014 season, serves as the Head Athletic Trainer for football. In his role, he manages all sports medicine operations for the Wolfpack program.

A native of Honea Path, South Carolina, Smith began his athletic training career at The University of Alabama, where he earned both Bachelor's (B.S. - biology, 1998) and Master's (M.A. - Health Studies, 2002) degrees.

Upon graduation from Alabama, Smith assumed the role of Head Athletic Trainer at Miles College, an NCAA Division II institution in Birmingham, Alabama, providing care, prevention and rehabilitation of athletic injuries for the Golden Bears' 11 varsity sports.

After three years at Miles (2003-06), Smith took over as the Head Athletic Trainer for the Rhein Fire of NFL Europe, spending two seasons (2006-07) with the Dusseldorf, Germany-based American football club. During the off-season, he returned to Alabama to serve as head athletic trainer at Pelham High School.

Smith most recently served seven seasons as the Head Football Athletic Trainer at Appalachian State where he coordinated the sports medicine health care for the Mountaineers.

Smith and his wife Stacey have two children: son Bennett and daughter Campbell.



Alyse King joined the sports medicine staff in July 2014, where she serves as Associate Head Football Athletic Trainer. Prior to joining the Wolfpack, she was the Assistant Athletic Trainer for Football at the University of South Alabama.

A native of Clayton, OH, King graduated cum laude from Eastern Kentucky University with a B.S. in Athletic Training. She then spent two years as a Graduate Assistant Athletic Trainer for football at Ohio University where she received her Master's degree in the nationally accredited Post Professional Athletic Training program.

King is a Nationally Registered Emergency Medical Technician (Intermediate/Advanced), a member of the National Athletic Trainers' Association and served as the inaugural chair of the National Athletic Training Students' Committee.



Zach Parker, Associate Athletic Trainer for Football, joined the NC State athletics department in the spring of 2015. He came to NC State after serving as an athletic trainer with the Detroit Lions during the 2014 season.

Prior to working in the NFL, Parker spent two years at The Citadel working with the football team and obtaining his master's degree in health, exercise and sports science. While as an undergrad at Appalachian State, he worked with the football, wrestling, men's soccer and track and field programs.

Parker is a member of the National Athletic Trainers' Association.



Andrew Wood serves as an Assistant Athletic Trainer for Wolfpack team. He joined the Sports Medicine Staff just prior to the 2014 season after working as an Assistant Athletic Trainer at Appalachian State University from 2011-2014, where he worked with football and golf.

A native of Garner, Iowa, Wood completed his Master's Degree at Northwestern State University in Sports Administration, where he served as a graduate assistant athletic trainer for Women's Basketball, Football, and Track & Field. He received his Bachelor's Degree with concentration in Athletic Training from Iowa State University. Wood also completed a summer NFL internship with the Detroit Lions.

Wood is a member of the National Athletic Trainers' Association and North Carolina Athletic Trainers' Association. He has received his Board of Certification and is licensed to practice as a Certified Athletic Trainer in the state of North Carolina.

FOOTBALL OPERATIONS



Joe McKillip was named Director of Football Operations in 2015 after serving as assistant director for two years.

In his role as Director of football operations, McKillip will oversee team logistics and day-to-day operations. These activities include fall camp organization, game weekend arrangements for both home and away games, weekly team schedules, bowl game preparation, coordination of the spring football schedule and summer high school football camps. He will also assist with recruiting functions and external community relations.

McKillip served as a manager under Doeren at Wisconsin and then went with him to North Illinois, where he spent a year serving as a football operations graduate assistant and a year as the assistant director of football operations and on-campus recruiting.

A native of Burlington, Wisc., McKillip graduated from the University of Wisconsin, where he served as a student football manager for four seasons. He is married to the former Allison Scott.



Pete Roley was named Associate Director of Football Operations in the spring of 2015. He had previously served as Wolfpack Football's Director of Social Media & Recruiting Marketing since January of 2013,

Roley served as the Assistant Director of Football Operations under Dave Doeren at Northern Illinois from 2011-13, and prior to that spent a season at NIU under Coach Jerry Kill handling all of the staff's video needs.

A 2008 graduate of Western Illinois University, Roley was the back-up

quarterback for the Leathernecks. He earned his undergraduate degree in finance and spent a short time playing for the St. Louis Rage of the Arena Football League.

Roley coached the tight ends and worked on the ops staff at his alma mater while pursuing his Master's degree in sports management.

The Aurora, Illinois, native and his wife, the former Anna Harkness have a son, Mason James (2).

RECRUITING STAFF



Billy Glasscock joined the Wolfpack program in 2017 as Director of Player Personnel. The veteran oversees the recruiting staff and is responsible for directing all recruiting activities.

Glasscock came to Raleigh from the University of Minnesota, where he has served as the director of recruiting operations since 2011. In 2014, national recruiting analyst Tom Lemming named him one of five national directors of recruiting operations of the year.

Prior to joining the Minnesota staff, Glasscock was a recruiting operations assistant and assistant strength and conditioning coach at Northern Illinois for two years. He has also coached at Arizona Western College and Joliet Junior College.

Glasscock holds a bachelor's degree from the United States Sports Academy. He and his wife Amanda have twin daughters, Ava and Maddie.



Will Christopherson, who joined the staff in the spring of 2017, serves as the Assistant Director of Player Personnel. Christopherson came to the Pack from Nick Saban's staff at Alabama, where he spent last year as a scouting specialist. The Crimson Tide finished with the nation's top recruiting class according to most media outlets.

Prior to his time in Tuscaloosa, Christopherson worked under Glasscock as a recruiting assistant at Minnesota from 2014-16.

Christopherson earned his bachelor's degree in communication studies from the University of Minnesota-Crookston in 2015 and an AA degree from Rochester Community and Technical College in 2011. While at Rochester, he served as the running backs coach and then spent three seasons coaching that same position at St. Mary's High School in Stockton, California.



Former Wolfpack offensive lineman **Merçi Falaise** was named Assistant Director of Player Personnel/Recruit Communications in early 2017. He had spent the previous three seasons working on the football recruiting staff at Tennessee.

Prior to his stint with the Vols, Falaise was the offensive coordinator and outgoing recruiting coordinator at Garden City Community College in 2014. In 2012 and 2013, he served as offensive line coach/run game coordinator. The offense finished sixth nationally in total offense and averaged 498 yards per game. At GCCC, he coached Nick Marshall (Jets) and Pro Bowler Tyreek Hill (Chiefs).

Falaise coached two seasons on the high school level in his home state of Georgia at Washington-Wilkes HS and Greene County HS and also was an assistant coach at Georgia Military College in charge of the offensive line and tight ends.

After beginning his playing career at Georgia Military College, where he was a first-team NJCAA All American, Falaise transferred to NC State. He earned his bachelor's degree in sports management from NC State and in 2012 received a master's in management and leadership from Liberty University.



Director of Creative Media **Tyler "T-Mack" McEntire** joined the Wolfpack in the spring of 2017. He came to Raleigh from Appalachian State, where he spent 2016 as a graduate assistant coach working with the tight ends for the Sun Belt Conference Champions. Prior to his coaching stint, he served as the Mountaineers' Director of High School Relations, where he used his design and video skills to reach recruits.

McEntire began working in video operations as an undergraduate at App, then worked as a student-assistant coach for three seasons and then as an offensive graduate assistant. Before returning to Boone in 2015, he spent time as a recruiting graduate assistant at Virginia Tech.

After earning his undergraduate degree in psychology and health promotion from App. State in 2013, McEntire received a Master's in instructional teaching from Virginia Tech in 2015.

The Fairview, N.C. native was a two-time all-conference performer as a wide receiver and safety at A.C. Reynolds H.S.



Henry Trevathan, Jr., has been the Wolfpack's Director of High School Relations since the spring of 2013. Trevathan coached in the North Carolina high school ranks for the past two decades.

Trevathan joined Doeren's staff after spending the past two seasons as the head coach at Southern Alamance High school in Mebane. He has also been the head coach at Raleigh's Cardinal Gibbons (2011), Broughton High School in Raleigh (1984-90) and served on the staffs at Southern Alamance High School in Graham and Western Alamance in Elon.

He also has experience in the collegiate coaching ranks, working on the staffs at Lenoir-Rhyne and Elon, where he served as offensive coordinator and associate head coach. His first coaching job was as an graduate assistant coach for the Wolfpack.

Trevathan lettered at quarterback and punter at East Carolina from 1978-79. His father, Henry Trevathan, Sr., is a member of the North Carolina Sports Hall of Fame and served as an assistant coach at NC State from 1986-93. During his time with the Wolfpack, Trevathan, Sr., led the special teams units.



Lauren Wilson has been the Wolfpack's Director of Recruiting Operations since 2015. The daughter of a coach, Wilson oversees every aspect of unofficial and official visits, including travel, campus tours, meals and itineraries.

She also implemented and manages the NC State Football University Ambassador Program.

The Richlands native came to NC State after serving as recruiting operations coordinator at the University of South Florida. Prior to that, she was a recruiting operations graduate assistant at Middle Tennessee State.

Wilson earned a B.S. in sport management from NC State in 2014, interning with the football recruiting department as an undergraduate. In 2016, she earned her master's in parks, recreation, tourism and sport management from NC State.

Wilson's father, Kevin Wilson, was the head football coach at Richlands High School, where he coached former Wolfpack star and No. 1 NFL draft pick Mario Williams.

EQUIPMENT STAFF



Terry Calloway joined the NC State athletics department in January of 2013 as Football Equipment Manager. He oversees the order and maintenance of all practice and game-day equipment and gear for the entire football program, including staff, coaches, student assistants and student-athletes.

Before coming to NC State, Calloway spent time at Northern

Illinois and Wisconsin, where he was part of a staff that went to three straight BCS bowl games. He has worked with six conference championship teams (five in the Big Ten and one in the MAC) and has been to five BCS bowl games overall.

Calloway has been an AEMA Certified Equipment Manager since 1996 and has served as that organization's secretary (two years), assistant district director (four years). He also served on the National Board for four years, helping to organize a national convention in 2012. In 2010, he was named the district five equipment manager of the year.

A graduate of Western Carolina University with a B.S. in sport management and a minor in coaching, Calloway attended Pisgah High School in Canton, N.C.

FOOTBALL ADMINISTRATION



As Deputy AD for Internal Operations, **Michael Lipitz** partners with the Director of Athletics in the day-to-day management and operation of NC State Athletics. He oversees the football, women's basketball, and men's and women's tennis programs, along with personnel and legal matters for athletics, capital projects, facilities, operations and equipment, championships and special events. He is a member of the department's senior leadership team engaged in strategic planning, resource allocation, and crisis management.

Lipitz recently completed a pair of landmark capital projects for the Wolfpack. He led the \$35M renovation of historic Reynolds Coliseum, which created the NC State Athletic Walk of Fame & History all-sports museum and reopened in August 2016. He also oversaw planning and construction of the Close-King Indoor Practice Facility, a \$14M project completed in June 2015 that serves football, track and field, and other sports.

Lipitz spearheaded the creation of the NC State Athletic Hall of Fame in 2012, including the ESPN-televized inaugural induction gala at Reynolds Coliseum.

Prior to coming to NC State in 2011, Lipitz served five years as Senior Associate Athletics Director for Varsity Sports at the University of Maryland. As the Terrapins' primary sport supervisor, he oversaw women's basketball, men's lacrosse, field hockey, volleyball, gymnastics, and men's and women's swimming and diving. Lipitz was the liaison to the University's Legal Office, its Office of Student Conduct, and the M Club letter winners organization. He also chaired the Maryland Athletics Hall of Fame Election Committee.

Lipitz served as Chief Operating Officer of the Orange Bowl Committee for the 2007 FedEx Orange Bowl featuring Louisville and Wake Forest in Miami, Florida. He oversaw day-to-day operations for the not-for-profit organization, including the FedEx Orange Bowl, Orange Bowl Festival, and a variety of Orange Bowl Youth Sports initiatives.

From 1999 through 2006, Lipitz worked for Maryland Athletics in a senior management role involving internal and external operations. As Senior Associate Athletics Director for Administration, he supervised the Terps' marketing, licensing, ticketing and video units, as well as the wrestling and women's golf programs. Lipitz managed Maryland's relationship with its marketing rights holder, Terrapin Sports Marketing, and its football fundraising organization, the Maryland Gridiron Network. He also negotiated and managed Maryland's all-sport apparel deal with Under Armour, and the school's television and radio, multimedia and personnel contracts.

A native of Millville, N.J., Lipitz graduated from the University of Maryland with a degree in political science. He was a four-year starter and two-year co-captain on the men's tennis team and was honored with the Geary F. Eppley Award as the graduating male student-athlete with the highest scholastic average. Lipitz then earned his law degree from Villanova University where he specialized in domestic relations.

He and his wife, Kerry, are the parents of two sons, Henry and Charlie.

OTHER SUPPORT STAFF




NATALIE BRINCEFIELD
Administrative Assistant
to Head Coach



RAY BRINCEFIELD
Assistant AD for Facilities



ADRA DAVENPORT
Football Receptionist



BRETT DAVIS
Video Coordinator




FRANK FEDERLE
Facilities Maintenance Staff



KATIE GRAHAM
Director of Academic
Support



DD HOGGARD
Director of Student Athlete
Welfare



WAYNE HUBERT
Assistant Equipment
Manager



HUD JORDAN
Director of Multimedia
Services/Football



ANGELA MIRABITO
Academic Coordinator



ANNABELLE MYERS
Assistant AD for
Communications/Football



BRYCE NOGLE
Academic Coordinator



MAULIES PETTAWAY
Assoc. Director of
Academic Support



DENISE RITTER
Administrative Assistant



JIMMY STEWART
Assistant Equipment
Manager



DONNA WOOLARD
Coordinator of Special
Events & Projects





YEAR IN REVIEW

2016 STATISTICS



(7-6 overall, 3-5 Atlantic Coast Conference)

Date	St	W-L	Score	Opponent	Att./Time	TV	Rusher (Att-Yds-TD)	Passer (C-A-Yds-TD-I)	Receiver (Rec-Yds-TD)	Tackler (Tkl)
9/1	H	W	48-14	William & Mary	57,774	ACCN Extra	Dayes (23-138-2)	Finley (17-21-174-2-0)	Samuels (5-66-1)	Fernandez (7)
9/10	A	L	30-33	East Carolina	50,719	ESPNU	Dayes (14-103-0)	Finley (20-31-259-1-0)	Samuels (5-41-0)	Jo. Jones (13)
9/17	H	W	49-22	Old Dominion	57,810	ACCN Extra	Dayes (14-71-0)	Finley (24-28-285-3-0)	Louis (5-80-0)	Jo. Jones (9)
10/1	H	W	33-16	Wake Forest	58,200	RSN	Dayes (24-125-1)	Finley (23-36-300-3-0)	Samuels (7-50-1)	Jo. Jones (12)
10/8	H	W	10-3	Notre Dame	58,200	ABC	Dayes (23-126-0)	Finley (5-12-27-0-0)	Dayes (3-14-0)	Fernandez (9)
10/15	A	L	17-24OT	#3/3 Clemson	82,104	ABC	Dayes (22-106-1)	Finley (20-40-231-0-2)	Samuels (8-100-0)	Jo. Jones (11)
10/22	A	L	13-54	#7/#7 Louisville	55,218	ABC	Frasier (6-15-0)	Finley (16-31-236-2-2)	Samuels (4-26-0)	Jo. Jones/Boone (10)
10/29	H	L	14-21	Boston College	56,443	ACCN	Dayes (19-45-0)	Finley (23-41-307-2-2)	Hines (6-62-0)	Jo. Jones (15)
11/5	H	L	20-24	#19/#19 Florida State	57,789	ESPNU	Dayes (23-104-0)	Finley (25-41-304-1-1)	Hines (11-124-0)	Fernandez/Wright (10)
11/12	A	W	35-20	Syracuse	34,842	ACCN	Dayes (27-108-3)	Finley (20-29-340-1-0)	Cherry (7-85-0)	Chubb (8)
11/19	H	L	13-27	Miami	56,263	ACCN	Dayes (20-76-1)	Finley (20-44-210-0-1)	Louis (5-70-0)	Jo. Jones (15)
11/25	A	W	28-21	North Carolina	59,000	ESPN	Dayes (26-104-2)	Finley (11-18-151-0-0)	Louis (4-124-1)	Fernandez (10)
12/26	N	W	41-17	vs. Vanderbilt	28,995	ESPN2	Dayes (9-47-0)	Finley (19-30-235-3-0)	Samuels (6-104-3)	Moore (9)

N - Shreveport, La., Independence Bowl

TEAM STATISTICS

TEAM STATISTICS	ST	OPP
SCORING	351	296
Points Per Game	27.0	22.8
Points Off Turnovers	71	40
FIRST DOWNS	284	248
Rushing	110	81
Passing	154	141
Penalty	20	26
RUSHING YARDAGE	2030	1412
Yards gained rushing	2304	1821
Yards lost rushing	274	409
Rushing Attempts	504	424
Average Per Rush	4.0	3.3
Average Per Game	156.2	108.6
TDs Rushing	23	18
PASSING YARDAGE	3387	3174
Comp-Att-Int	263-438-12	275-470-10
Average Per Pass	7.7	6.8
Average Per Catch	12.9	11.5
Average Per Game	260.5	244.2
TDs Passing	20	16
TOTAL OFFENSE	5417	4586
Total Plays	942	894
Average Per Play	5.8	5.1
Average Per Game	416.7	352.8
KICK RETURNS: #-Yards	37-858	47-959
PUNT RETURNS: #-Yards	15-132	9-134
INT RETURNS: #-Yards	10-130	12-100
KICK RETURN AVERAGE	23.2	20.4
PUNT RETURN AVERAGE	8.8	14.9
INT RETURN AVERAGE	13.0	8.3
FUMBLES-LOST	17-8	22-12
PENALTIES-Yards	78-810	78-651
Average Per Game	62.3	50.1
PUNTS-Yards	53-2104	64-2618
Average Per Punt	39.7	40.9
Net punt average	35.3	37.6
KICKOFFS-Yards	68-4180	66-3933
Average Per Kick	61.5	59.6
Net kick average	41.5	37.9
TIME OF POSSESSION/Game	31:51	28:09
3RD-DOWN Conversions	84/192	67/192
3rd-Down Pct	44%	35%
4TH-DOWN Conversions	12/27	17/27
4th-Down Pct	44%	63%
SACKS BY-Yards	37-258	17-110
TOUCHDOWNS SCORED	47	34
FIELD GOALS-ATTEMPTS	9-17	20-24
RED-ZONE SCORES	(40-54) 74%	(38-45) 84%
RED-ZONE TOUCHDOWNS	(32-54) 59%	(22-45) 49%
PAT-ATTEMPTS	(42-45) 93%	(30-32) 94%

SCORE	1st	2nd	3rd	4th	OT	Total
NC State	55	115	103	78	0	351
Opponents	49	86	78	76	7	296

INDIVIDUAL STATISTICS

RUSHING	GP	Att	Gain	Loss	Net	Avg	TD	Long	Avg/G
Dayes, M.	13	249	1210	44	1166	4.7	10	54	89.7
Gallaspy, R.	12	49	241	7	234	4.8	2	37	19.5
Samuels, J.	13	33	196	7	189	5.7	6	24	14.5
McClendon, J.	10	35	169	24	145	4.1	2	20	14.5
Nichols, D.	11	19	100	2	98	5.2	1	11	8.9
Finley, R.	13	74	236	142	94	1.3	1	17	7.2
Frasier, J.	6	18	65	1	64	3.6	1	14	12.8
Hines, N.	12	13	61	17	44	3.4	0	14	3.7
Bodine, B.	12	3	14	0	14	4.7	0	11	1.2
Meyers, J.	13	2	6	0	6	3.0	0	4	0.5
Louis, S.	13	1	3	0	3	3.0	0	3	0.2
Trowell, M.	12	1	2	0	2	2.0	0	2	0.2
Cole, AJ	13	1	1	0	1	1.0	0	1	0.1
TEAM	13	6	0	30	-30	-5.0	0	0	-2.3
Total.....	13	504	2304	274	2030	4.0	23	54	156.2
Opponents.....	13	424	1821	409	1412	3.3	18	65	108.6

PASSING	G	Effic	Cmp-Att-Int	Pct	Yds	TD	Lng	Avg/G
Finley, R.	13	135.16	243-402-8	60.4	3059	18	80	235.3
McClendon, J.	10	86.95	16-30-4	53.3	176	1	29	17.6
Locklear, G.	12	251.47	2-3-0	66.7	66	0	38	5.5
Meyers, J.	13	163.40	1-2-0	50.0	27	0	27	2.1
Samuels, J.	13	925.60	1-1-0	100.0	59	1	59	4.5
Total.....	13	134.59	263-438-12	60.0	3387	20	80	260.5
Opponents.....	13	122.22	275-470-10	58.5	3174	16	81	244.2

RECEIVING	G	No.	Yds	Avg	TD	Long	Avg/G
Samuels, J.	13	55	565	10.3	7	55	43.5
Hines, N.	12	43	525	12.2	0	56	43.8
Louis, S.	13	35	678	19.4	2	80	52.2
Dayes, M.	13	32	271	8.5	0	38	20.8
Cherry, B.	13	30	434	14.5	3	79	33.4
Harmon, K.	13	27	462	17.1	5	68	35.5
Meyers, J.	13	13	158	12.2	0	32	12.2
Trowell, M.	12	9	149	16.6	1	70	12.4
Moss, T.	13	6	49	8.2	1	17	3.8
Gallaspy, R.	12	5	9	1.8	0	7	0.8
Cook, C.	12	4	49	12.2	1	27	4.1
Nichols, D.	11	2	23	11.5	0	19	2.1
Locklear, G.	12	2	15	7.5	0	10	1.2
Total.....	13	263	3387	12.9	20	80	260.5
Opponents.....	13	275	3174	11.5	16	81	244.2

PUNT RETURNS	No.	Yds	Avg	TD	Long
Cherry, B.	14	107	7.6	0	35
McKever, P.	1	9	9.0	0	0
Wright, Dex.	0	16	0.0	1	16
Total.....	15	132	8.8	1	35
Opponents.....	9	134	14.9	0	71



KICK RETURNS	No.	Yds	Avg	TD	Long
Hines, N.	32	782	24.4	1	100
Cherry, B.	3	50	16.7	0	19
Samuels, J.	1	4	4.0	0	4
Nichols, D.	1	22	22.0	0	22
Total.....	37	858	23.2	1	100
Opponents.....	47	959	20.4	0	53

INTERCEPTIONS	No.	Yds	Avg	TD	Long
Jones, Jo.	3	34	11.3	0	25
Tocho, J.	2	0	0.0	0	0
Clark, N.	1	32	32.0	1	32
Morehead, J.	1	25	25.0	0	25
Meadows, T.	1	0	0.0	0	0
Stevens, Mi.	1	28	28.0	1	28
Fernandez, J.	1	11	11.0	0	11
Total.....	10	130	13.0	2	32
Opponents.....	12	100	8.3	0	42

FUMBLE RETURNS	No.	Yds	Avg	TD	Long
Hill, BJ	1	1	1.0	0	1
Boone, S.	1	70	70.0	0	70
Total.....	2	71	35.5	0	70
Opponents.....	2	9	4.5	0	5

2 point conv.										
SCORING	TD	(R-P-Ret)	Rcv	Rsh	Pass	PAT	DXP	SAF	FG-FGA	Pts
Samuels, J.	13	(6-7-0)	-	-	-	-	-	-	-	78
Dayes, M.	10	(10-0-0)	-	-	-	-	-	-	-	60
Bambard, K.	0	(0-0-0)	-	-	0-1	25-28	-	-	5-10	40
Harmon, K.	5	(0-5-0)	-	-	-	-	-	-	-	30
Haskins, C.	0	(0-0-0)	-	-	-	17-17	-	-	4-7	29
Cherry, B.	3	(0-3-0)	-	-	-	-	-	-	-	18
Gallaspy, R.	2	(2-0-0)	-	-	-	-	-	-	-	12
Louis, S.	2	(0-2-0)	-	-	-	-	-	-	-	12
McClendon, J.	2	(2-0-0)	-	-	-	-	-	-	-	12
Clark, N.	1	(0-0-1)	-	-	-	-	-	-	-	6
Cook, C.	1	(0-1-0)	-	-	-	-	-	-	-	6
Finley, R.	1	(1-0-0)	-	-	-	-	-	-	-	6
Frasier, J.	1	(1-0-0)	-	-	-	-	-	-	-	6
Hines, N.	1	(0-0-1)	-	-	-	-	-	-	-	6
Moss, T.	1	(0-1-0)	-	-	-	-	-	-	-	6
Nichols, D.	1	(1-0-0)	-	-	-	-	-	-	-	6
Stevens, Mi.	1	(0-0-1)	-	-	-	-	-	-	-	6
Trowell, M.	1	(0-1-0)	-	-	-	-	-	-	-	6
Wright, Dex.	1	(0-0-1)	-	-	-	-	-	-	-	6
Totals....	47	(23-20-4)	-	-	0-1	42-45	-	-	9-17	351
Opponents.....	34	(18-16-0)	1	-	1-2	30-32	-	-	20-24	296

TOTAL OFFENSE	G	Plays	Rush	Pass	Total	Avg/G
Finley, R.	13	476	94	3059	3153	242.5
Dayes, M.	13	249	1166	0	1166	89.7
McClendon, J.	10	65	145	176	321	32.1
Samuels, J.	13	34	189	59	248	19.1
Gallaspy, R.	12	49	234	0	234	19.5
Nichols, D.	11	19	98	0	98	8.9
Locklear, G.	12	3	0	66	66	5.5
Frasier, J.	5	18	64	0	64	12.8
Hines, N.	12	13	44	0	44	3.7
Meyers, J.	13	4	6	27	33	2.5
Bodine, B.	12	3	14	0	14	1.2
Louis, S.	13	1	3	0	3	0.2
Trowell, M.	12	1	2	0	2	0.2
Cole, AJ	13	1	1	0	1	0.1
TEAM	13	6	-30	0	-30	-2.3
Total.....	13	942	2030	3387	5417	416.7
Opponents.....	13	894	1412	3174	4586	352.8

FIELD GOALS	M-A	Pct	01-19	20-29	30-39	40-49	50-99	Lg	Blk
Bambard, K.	5-10	.500	0-0	2-2	2-6	1-2	0-0	48	1
Haskins, C.	4-7	.571	0-0	2-3	2-2	0-2	0-0	39	0
Total.....	9-17	.529	0-0	4-5	4-8	1-4	0-0	48	1
Opponents.....	20-24	.833	0-0	9-11	6-6	4-6	1-1	52	0

KICKOFFS	No.	Yds	Avg	TB	OB	Ret	Net	Yd Ln
Bambard, K.	46	2838	61.7	10	2			
Maples, J.	22	1342	61.0	6	3			
Total.....	68	4180	61.5	16	5	959	41.5	23
Opponents.....	66	3933	59.6	23	3	858	37.9	27

PUNTING	No.	Yds	Avg	Long	TB	FC	I20	50+	Blkd
Cole, AJ	51	2104	41.3	72	5	20	16	9	1
TEAM	2	0	0.0	0	0	0	0	0	1
Total.....	53	2104	39.7	72	5	20	16	9	2
Opponents.....	64	2618	40.9	70	4	19	26	14	1

ALL PURPOSE	G	Rush	Rec	PR	KOR	IR	Tot	Avg/G
Dayes, M.	13	1166	271	0	0	0	1437	110.5
Hines, N.	12	44	525	0	782	0	1351	112.6
Samuels, J.	13	189	565	0	4	0	758	58.3
Louis, S.	13	3	678	0	0	0	681	52.4
Cherry, B.	13	0	434	107	50	0	591	45.5
Harmon, K.	13	0	462	0	0	0	462	35.5
Gallaspy, R.	12	234	9	0	0	0	243	20.2
Meyers, J.	13	6	158	0	0	0	164	12.6
Trowell, M.	12	2	149	0	0	0	151	12.6
McClendon, J.	10	145	0	0	0	0	145	14.5
Nichols, D.	11	98	23	0	22	0	143	13.0
Finley, R.	13	94	0	0	0	0	94	7.2
Frasier, J.	5	64	0	0	0	0	64	12.8
Moss, T.	13	0	49	0	0	0	49	3.8
Cook, C.	12	0	49	0	0	0	49	4.1
Jones, Jo.	13	0	0	0	0	34	34	2.6
Clark, N.	13	0	0	0	0	32	32	2.5
Stevens, Mi.	12	0	0	0	0	28	28	2.3
Morehead, J.	13	0	0	0	0	25	25	1.9
Wright, Dex.	10	0	0	16	0	0	16	1.6
Locklear, G.	12	0	15	0	0	0	15	1.2
Bodine, B.	12	14	0	0	0	0	14	1.2
Fernandez, J.	13	0	0	0	0	11	11	0.8
McKever, P.	13	0	0	9	0	0	9	0.7
Cole, AJ	13	1	0	0	0	0	1	0.1
TEAM	13	-30	0	0	0	0	-30	-2.3
Total.....	13	2030	3387	132	858	130	6537	502.8
Opponents.....	13	1412	3174	134	959	100	5779	444.5

MISCELLANEOUS STATISTICS

Third Down Conversions						Totals
1st	2nd	3rd	4th			
NC State	18-45 (.400)	26-57 (.456)	24-46 (.522)	16-44 (.364)		84-192 (.438)
Opponents	14-37 (.378)	18-62 (.901)	19-44 (.432)	16-48 (.333)		67-192 (.349)

Fourth Down Conversions						Totals
1st	2nd	3rd	4th			
NC State	3-5 (.600)	4-7 (.571)	3-8 (.375)	2-7 (.286)		12-27 (.444)
Opponents	2-2 (1.000)	5-7 (.714)	2-4 (.500)	7-13 (.538)		17-27 (.630)

Time of Possession						Game
1st	2nd	3rd	4th			
NC State	8:29	7:49	7:50	7:41		31:50
Opponents	6:30	7:11	7:09	7:18		28:09

Average Field Position						Totals
1st	2nd	3rd	4th			
NC State	29	27	30	31		29
Opponents	27	33	29	29		30

Scoring in the Red Zone								TIME EXPIRED
Poss	TD	FG	TO	MFG	DOWNS			
NC State	54	32	8	3	5	6		0
Opponents	45	22	16	2	2	3		0

First & Goal								TIME EXPIRED
Poss	TD	FG	TO	MFG	DOWNS			
NC State	23	16	2	1	1	3		0
Opponents	20	12	6	1	0	1		0



DEFENSIVE STATISTICS

Name	GP-GS	Ht	Ast	Tot	TFL	Sk	QP	FF/FR	PBU	INT
Jones, Jo.	13-13	62	47	109	4.0-17	1-8	-	1/1	8	3-34
Fernandez, J.	13-12	29	59	88	4.5-15	-	1	1/0	3	1-11
Moore, A.	13-13	55	31	86	13.5-42	2.5-15	3	1/2	5	-
Boone, S.	13-12	33	34	67	-	-	1	1/2	2	-
Wright, Dra.	13-12	39	25	64	1-1	-	-	4/2	5	-
Chubb, B.	13-13	32	26	58	22-86	10.5-59	7	3/1	1	-
Jones, Ju.	13-13	21	22	43	6.5-36	3-25	2	0/1	1	-
Hill, B.J.	13-13	16	23	39	2.5-9	1-8	4	1/2	3	-
Tocho, J.	13-13	33	4	37	2-7	1-4	-	-	9	2-0
Stevens, Mi.	12-12	26	6	32	0.5-4	0.5-4	-	-	4	1-28
Street, K.	13-12	13	17	30	9-42	5.5-38	4	0/1	1	-
Clark, N.	13-1	19	8	27	2.5-12	-	1	1/0	3	1-32
Roseboro, D.	13-1	16	9	25	11-74	7-61	5	-	-	-
Nelson, M.	12-0	12	13	25	2-10	1-9	1	-	1	-
McCloud, N.	11-1	13	2	15	-	-	-	-	3	-
Smith-Williams	8-0	6	7	13	0.5-4	0.5-4	2	-	1	-
Bryant, E.	12-0	8	5	13	3-8	1-5	1	-	-	-
Morehead, J.	13-1	8	5	13	-	-	-	-	1	1-25
Nicholson, R.	11-1	7	5	12	1-3	0.5-1	1	1/0	-	-
Wright, Dex.	10-0	7	3	10	-	-	1	-	-	-
Riley, T.	11-0	7	2	9	2-9	1-8	-	-	-	-
Howell, F.	10-0	4	1	5	-	-	-	-	-	-
Phillips, F.	13-0	5	0	5	-	-	-	-	-	-
Meadows, T.	10-0	2	2	4	-	-	-	-	-	1-0
Paul, S.	10-0	2	1	3	-	-	-	-	-	-
Sessoms, J.	11-0	1	2	3	-	-	-	-	-	-
Holden, D.	1-0	0	2	2	0.5-0	-	1	-	-	-
Maples, J.	7-0	2	0	2	-	-	-	1/0	-	-
Kidd-Glass, T.	8-0	1	1	2	-	-	-	-	-	-
Griffiths, T.	13-0	1	1	2	-	-	-	-	-	-
Smith, B.	2-0	1	0	1	-	-	-	-	-	-
Bambard, K.	13-0	1	0	1	-	-	-	-	-	-
TEAM	13-0	3	0	3	1-9	1-9	-	-	-	-
NCSU		495	372	867	89-388	37-258	35	15/12	51	10-130
Opponent		541	415	956	62-231	17-110	18	8/8	48	12-100

SPECIAL TEAMS TACKLES

Boone, Shawn	10	Griffiths, Tyler	2
Morehead, Jarius	7	Kidd-Glass, Tim	2
Wright, Dravious	6	Bambard, Kyle	1
Phillips, Freddie	5	Cook, Cole	1
McCloud, Nick	3	Fernandez, Jerod	1
Sessoms, Josh	3	Jones, Josh	1
Gallaspy, Reggie	2	Meyers, Jakobi	1
Frasier, Johnny	2	Paul, Sean	1
Howell, Ford	2	Samuels, Jaylen	1
Maples, Jackson	2	Smith, Bryan	1
Meadows, Trae	2		
Nichols, Dakwa	2		
Nicholson, Riley	2		

IN THE RED ZONE

Offense	No.	Scores	Defense	No.	Scores
WILLIAM & MARY	8	7	WILLIAM & MARY	2	2
East Carolina	4	3	East Carolina	4	4
OLD DOMINION	7	7	OLD DOMINION	2	2
WAKE FOREST	4	4	WAKE FOREST	3	3
NOTRE DAME	3	1	NOTRE DAME	2	0
Clemson	5	2	Clemson	6	4
Louisville	1	1	Louisville	8	8
BOSTON COLLEGE	1	0	BOSTON COLLEGE	3	3
FLORIDA STATE	3	2	FLORIDA STATE	4	4
Syracuse	5	4	Syracuse	2	2
MIAMI	4	3	MIAMI	4	3
North Carolina	4	3	North Carolina	3	2
Vandy	5	3	Vandy	2	1

GAME-BY-GAME STARTERS

OFF.	W&M	EDU	ODU	WFU	ND	Clemson	Louisville	BC	FSU	Syracuse	Miami	UNC	Vandy
LT	T. Jones	T. Jones	T. Jones	T. Jones	T. Jones	T. Jones	T. Jones	T. Jones	T. Jones	T. Jones	T. Jones	T. Jones	T. Jones
LG	Bradbury	Bradbury	Bradbury	Bradbury	Bradbury	Bradbury	Bradbury	Bradbury	Bradbury	Bradbury	Bradbury	Bradbury	Bradbury
C	Scelfo	Scelfo	Scelfo	Scelfo	Scelfo	Scelfo	Scelfo	Scelfo	Scelfo	Scelfo	Scelfo	Scelfo	Scelfo
RG	Adams	Adams	Adams	Adams	Adams	Adams	Adams	Adams	Adams	Adams	Adams	Adams	Adams
RT	Richardson	Richardson	Richardson	Richardson	Richardson	Richardson	Prescod	Richardson	Prescod	Richardson	Richardson	Prescod	Richardson
TE	Samuels	Samuels	Samuels	Samuels	Samuels	Samuels	Samuels	Eyers	Samuels	Moss	Samuels	Cook	Samuels
QB	Finley	Finley	Finley	Finley	Finley	Finley	Finley	Finley	Finley	Finley	Finley	Finley	Finley
HB	Dayes	Dayes	Dayes	Dayes	Dayes	Dayes	Dayes	Dayes	Dayes	Dayes	Dayes	Dayes	Dayes
WR/TE	Cherry	Cherry	Harmon	Cherry	Hines	McKever	Hines	Cherry	Cherry	Harmon	Hines	Louis	Louis
WR/TE	Hines	Hines	Louis	Louis	Louis	Moss	Louis	Louis	Louis	Moss	Moss	Cherry	Cherry
WR/TE	Louis	Cook	Cook	Trowell	Cook	Cook	Harmon	Cook	Cook	Cook	Eyers	Harmon	Hines
PK	Haskins	Haskins	Bambard	Bambard	Bambard	Bambard	Bambard	Bambard	Bambard	Haskins	Haskins	Haskins	Haskins
DEF.	W&M	EDU	ODU	WFU	ND	Clemson	Louisville	BC	FSU	Syracuse	Miami	UNC	Vandy
DE	Street	Street	Street	Street	Street	Street	Roseboro	Street	Street	Street	Street	Street	Street
DT	Ju. Jones	Ju. Jones	Ju. Jones	Ju. Jones	Ju. Jones	Ju. Jones	Ju. Jones	Ju. Jones	Ju. Jones	Ju. Jones	Ju. Jones	Ju. Jones	Ju. Jones
DT	Hill	Hill	Hill	Hill	Hill	Hill	Hill	Hill	Hill	Hill	Hill	Hill	Hill
DE	Chubb	Chubb	Chubb	Chubb	Chubb	Chubb	Chubb	Chubb	Chubb	Chubb	Chubb	Chubb	Chubb
WLB	Moore	Moore	Moore	Moore	Moore	Moore	Moore	Nicholson	Moore	Moore	Moore	Moore	Moore
MLB	Fernandez	Fernandez	Fernandez	Fernandez	Fernandez	Fernandez	Fernandez	Moore	Fernandez	Fernandez	Fernandez	Fernandez	Fernandez
NICK	Dra. Wright	Dra. Wright	Dra. Wright	Clark	Dra. Wright	Dra. Wright	Dra. Wright	Dra. Wright	Dra. Wright	Dra. Wright	Dra. Wright	Dra. Wright	Dra. Wright
CB	Tocho	Tocho	Tocho	Tocho	Tocho	Tocho	Tocho	Tocho	Tocho	Tocho	Tocho	Tocho	Tocho
FS	Jo. Jones	Jo. Jones	Jo. Jones	Jo. Jones	Jo. Jones	Jo. Jones	Jo. Jones	Jo. Jones	Jo. Jones	Jo. Jones	Jo. Jones	Jo. Jones	Jo. Jones
SS	Boone	Boone	Boone	Boone	Morehead	Boone	Boone	Boone	Boone	Boone	Boone	Boone	Boone
CB	Stevens	Stevens	Stevens	Stevens	Stevens	Stevens	Stevens	Stevens	Stevens	Stevens	Stevens	Stevens	McCloud
P	Cole	Cole	Cole	Cole	Cole	Cole	Cole	Cole	Cole	Cole	Cole	Cole	Cole



GAME BY GAME TEAM STATS

	(NC State Totals on Top)												
	W&M	ECU	ODU	WFU	ND	Clem.	Lou.	BC	FSU	Syr.	Mia.	UNC	Vandy
Total Offense	521 168	502 445	474 321	527 352	198 113	397 495	250 553	338 386	469 393	544 218	329 415	492 413	376 314
Plays	87 47	63 76	71 59	76 67	65 64	74 91	61 80	64 78	82 63	82 53	73 70	77 65	67 81
Yards/Play	6.0 3.6	8.0 5.9	6.7 5.4	6.9 5.3	3.0 1.8	5.4 5.4	4.1 6.9	5.3 4.9	5.7 6.2	6.6 4.1	4.5 5.9	6.4 6.4	5.6 3.9
Yards Rushing	259 62	215 148	158 117	200 69	157 59	128 117	14 163	31 168	165 63	184 28	119 129	259 133	141 156
Rush Attempts	57 28	31 33	39 32	39 21	51 38	32 39	25 44	23 44	41 24	48 28	29 32	53 26	36 35
Yards Passing	262 106	287 297	316 204	327 283	41 54	269 378	236 390	307 218	304 330	360 190	210 286	233 280	235 158
Pass Attempts	30 19	32 43	32 27	37 46	14 26	42 52	36 36	41 34	41 39	34 25	44 38	24 39	31 46
Pass Completions	23 10	21 33	27 17	24 27	7 9	21 39	16 21	23 19	25 22	23 14	20 22	14 23	19 19
Had Intercepted	1 2	0 1	0 0	0 0	0 1	2 1	3 0	2 1	1 0	2 1	1 0	0 0	0 3
Comp. Pct.	.767 .526	.656 .768	.844 .630	.649 .587	.500 .346	.500 .750	.444 .583	.561 .559	.610 .564	.676 .560	.455 .579	.583 .590	.613 .413
First Downs	28 10	19 23	28 15	28 23	14 10	23 30	9 24	14 21	31 20	27 10	18 24	24 20	21 18
Total Touchdowns	7 2	4 4	7 3	4 1	1 0	2 3	2 6	2 2	2 3	5 2	1 3	4 3	6 2
Rush/Pass/Return	5/2/0 1/1/0	3/1/0 3/1/0	3/4/0 1/2/0	1/3/0 0/1/0	0/0/1 0/0/0	1/0/1 1/2/0	0/2/0 3/3/0	0/2/0 1/1/0	1/1/0 2/1/0	4/1/0 1/1/0	1/0/0 3/0/0	3/1/0 0/3/0	1/3/2 2/0/0
Poss. Time	35:13 24:27	28:09 31:51	30:31 29:29	34:04 25:56	32:19 27:41	30:46 29:14	27:53 32:07	23:39 36:21	33:51 26:09	41:18 18:42	31:27 28:33	35:01 24:59	29:48 30:12
3rd Down Conv.	10-15 1-8	4-11 7-17	7-11 7-17	7-14 4-14	2-14 1-15	7-15 10-17	3-14 6-16	5-16 6-17	8-16 4-11	10-18 4-14	5-17 5-14	8-16 6-14	8-15 6-18
Punts-Yards	2-80 7-264	2-104 3-103	2-95 7-318	4-218 6-281	4-148 6-217	3-116 2-52	7-256 3-127	6-226 5-164	4-129 5-185	4-112 6-284	5-196 5-228	5-235 5-202	5-189 4-193
Punt Avg.	40.0 37.7	52.0 34.3	47.5 45.4	54.5 46.8	37.0 36.2	38.7 26.0	36.6 42.3	37.7 32.8	32.2 37.0	28.0 47.3	39.2 45.6	47.0 40.4	37.8 48.2
Fumbles-Lost	1-0 0-0	2-1 2-1	1-1 0-0	0-0 2-0	6-2 4-2	0-0 5-3	1-0 2-2	1-1 2-1	2-0 1-1	0-0 2-1	1-1 0-0	1-1 1-1	1-1 1-0
Total Turnovers	1 2	1 2	1 0	0 0	2 3	2 4	3 2	3 2	1 1	2 2	2 0	1 1	1 3
Penalties-Yards	7-80 8-70	8-54 4-36	2-24 7-50	13-144 3-38	2-20 5-40	13-120 5-40	6-65 12-94	8-94 6-44	3-28 6-59	6-66 5-45	4-51 6-45	5-59 7-50	1-5 4-40
Punt Ret-Yds.	1-13-0 0-0-0	1-2-0 0-0-0	0-0-0 0-0-0	3-11-0 1-6-0	2-25-1 0-0-0	0-0-0 1-0-0	0-0-0 1-8-0	2-0-0 1-15-0	0-0-0 0-0-0	1-(-1)-0 2-16-0	2-31-0 1-5-0	1-3-0 1-13-0	2-48-0 1-71-0
KO Ret-Yds.	1-25-0 5-118-0	5-95-0 3-49-0	2-31-0 7-149-0	3-55-0 7-85-0	2-32-0 2-46-0	0-0-010-230-0 2-36-0 3-83-0	1-56-0 1-20-0	3-60-0 4-81-0	5-86-0 2-49-0	2-47-0 3-71-0	1-23-0 4-90-0	2-118-1 4-82-0	
INT-Yards	2-20-0 1-9-0	1-0-0 0-0-0	0-0-0 0-0-0	0-0-0 0-0-0	1-25-0 0-0-0	1-28-1 2-13-0	0-0-0 3-78-0	1-0-0 2-0-0	0-0-0 1-0-0	1-0-0 2-0-0	0-0-0 1-0-0	0-0-0 0-0-0	3-57-1 0-0-0
Sacks By-Yards	1-7 2-14	1-8 1-8	5-42 1-9	4-24 1-4	5-17 0-0	2-11 4-18	4-28 1-6	2-25 2-17	1-8 2-12	3-24 2-16	2-19 0-0	2-15 1-6	5-30 0-0

GAME BY GAME INDIVIDUAL STATS



RUSHING

Att.-Yds.-TD	Dayes	Finley	Frasier	Gallaspy	Hines	McClendon	Nichols	Samuels
WILLIAM & MARY	23-138-2	5-6-0	7-26-1	4-25-0	3-8-0	6-5-0	4-27-0	5-24-2
East Carolina	14-104-0	6-20-1	DNP	5-61-1	1-14-0	DNP	0-0-0	4-16-1
OLD DOMINION	14-71-0	4-0-0	2-8-0	5-20-0	INJ	2-4-2	7-29-1	3-22-0
WAKE FOREST	24-125-1	6-17-0	3-15-0	2-11-0	0-0-0	1-(-1)-0	1-9-0	2-24-0
NOTRE DAME	23-126-0	6-(-17)-0	0-0-0	1-2-0	2-2-0	10-56-0	0-0-0	4-16-0
Clemson	22-106-1	9-24-0	0-0-0	0-0-0	0-0-0	1-(-2)-0	0-0-0	0-0-0
Louisville	5-13-0	6-(-2)-0	6-15-0	3-4-0	2-(-16)-0	0-0-0	2-0-0	1-0-0
BOSTON COLLEGE	19-45-0	3-(-17)-0	INJ	INJ	1-3-0	DNP	0-0-0	0-0-0
FLORIDA STATE	23-104-0	12-20-0	INJ	0-0-0	0-0-0	DNP	2-12-0	4-29-1
Syracuse	27-108-3	5-(-11)-0	INJ	6-22-0	0-0-0	4-31-0	1-6-0	3-26-1
MIAMI	20-76-1	4-23-0	INJ	2-1-0	0-0-0	0-0-0	INJ	2-8-0
North Carolina	26-104-2	4-7-0	INJ	10-62-0	3-29-0	7-42-0	INJ	3-15-1
Vanderbilt	9-47-0	4-24-0	INJ	11-26-1	1-4-0	4-10-0	2-15-0	2-9-0

RECEIVING

Rec.-Yds.-TD	Cherry	Cook	Dayes	Harmon	Hines	Louis	Meyers	Moss	Samuels	Trowell
WILLIAM & MARY	3-36-1	1-6-0	2-18-0	2-53-0	4-42-0	1-4-0	1-9-0	2-16-0	5-66-1	1-6-0
East Carolina	4-44-0	0-0-0	4-15-0	0-0-0	3-28-0	3-142-1	0-0-0	1-10-0	5-41-0	0-0-0
OLD DOMINION	2-22-0	1-8-1	4-53-0	3-41-0	INJ	5-80-0	3-50-0	1-3-1	3-28-2	2-11-0
WAKE FOREST	2-17-0	1-27-0	0-0-0	2-43-2	0-0-0	4-102-0	2-28-0	1-17-0	7-50-1	4-33-0
NOTRE DAME	1-13-0	0-0-0	3-14-0	0-0-0	2-8-0	0-0-0	0-0-0	0-0-0	1-6-0	0-0-0
Clemson	1-4-0	0-0-0	3-27-0	3-42-0	3-65-0	3-31-0	0-0-0	0-0-0	8-100-0	0-0-0
Louisville	0-0-0	0-0-0	1-21-0	2-17-1	2-33-0	3-48-0	3-21-0	0-0-0	4-26-0	1-70-1
BOSTON COLLEGE	3-105-1	0-0-0	5-33-0	5-80-1	6-62-0	2-15-0	0-0-0	0-0-0	1-8-0	0-0-0
FLORIDA STATE	3-56-1	0-0-0	4-27-0	1-13-0	11-124-0	2-24-0	0-0-0	0-0-0	3-31-0	1-29-0
Syracuse	7-85-0	1-8-0	1-10-0	4-101-1	3-73-0	1-17-0	0-0-0	0-0-0	6-66-0	0-0-0
MIAMI	2-14-0	INJ	1-4-0	4-68-0	1-8-0	5-70-0	2-15-0	1-3-0	4-28-0	0-0-0
North Carolina	1-14-0	0-0-0	3-36-0	0-0-0	2-13-0	4-124-1	2-35-0	0-0-0	2-11-0	0-0-0
Vanderbilt	1-24-0	0-0-0	1-13-0	1-4-0	6-69-0	2-21-0	0-0-0	0-0-0	6-104-3	0-0-0

PASSING

Finley	Cmp	Att	Yds	Pct.	Int	TD
W&M	17	21	174	.810	0	2
East Carolina	20	31	259	.656	0	1
ODU	24	28	285	.857	0	3
WAKE FOREST	23	36	300	.639	0	3
NOTRE DAME	5	12	27	.417	0	0
Clemson	20	40	231	.500	2	0
Louisville	16	31	236	.516	2	2
BC	23	41	307	.561	2	2
FSU	25	41	304	.610	1	1
Syracuse	20	29	340	.670	0	1
MIAMI	20	44	210	.455	1	0
North Carolina	11	18	151	.611	0	0
Vanderbilt	19	30	235	.633	0	3

FIELD GOALS

Bambard	Haskins
WILLIAM & MARY	-
East Carolina	30 (44), (42)
OLD DOMINION	-
WAKE FOREST	20, 48
NOTRE DAME	(31), 38
Clemson	(43), 28, (37), (33)
Louisville	-
BOSTON COLLEGE	-
FLORIDA STATE	(31) 20, 39
Syracuse	-
MIAMI	35, 25
North Carolina	(26)
Vanderbilt	-

PUNTING

Cole	Att.	Yds.	Avg.	+50	In20
W&M	2	80	40.0	0	0
East Carolina	2	104	52.0	1	1
OLD DOMINION	2	95	47.5	1	1
WAKE FOREST	4	218	54.5	2	1
NOTRE DAME	4	148	37.0	0	0
Clemson	3	116	38.7	0	1
Louisville	6	256	42.7	2	2
BOSTON COLLEGE	6	226	37.7	0	3
FLORIDA STATE	4	129	32.2	0	2
Syracuse	3	112	37.3	0	0
MIAMI	5	196	39.2	0	1
North Carolina	5	235	47.0	3	2
Vanderbilt	5	189	37.8	0	2

McClendon	Cmp	Att	Yds	Pct.	Int	TD
W&M	6	9	88	.667	1	0
East Carolina			DNP			
ODU	3	4	31	.750	0	1
WAKE FOREST	0	0	0	----	0	0
NOTRE DAME	2	2	14	1.000	0	0
Clemson	0	1	0	.000	0	0
Louisville	0	3	0	.000	1	0
BC			DNP			
FSU			DNP			
Syracuse	3	5	20	.600	2	0
MIAMI	0	0	0	----	0	0
North Carolina	2	5	23	.400	0	0
Vanderbilt	0	1	0	.000	0	0

Misses in ()

KICKOFF RETURNS

Ret-Yds-TD	Hines	Cherry
WILLIAM & MARY	1-25-0	0-0-0
East Carolina	5-95-0	0-0-0
OLD DOMINION	INJ	2-31-0
WAKE FOREST	3-55-0	0-0-0
NOTRE DAME	1-28-0	0-0-0
Clemson	0-0-0	0-0-0
Louisville	8-189-0	1-19-0
BOSTON COLLEGE	1-56-0	0-0-0
FLORIDA STATE	3-60-0	0-0-0
Syracuse	5-86-0	0-0-0
MIAMI	2-47-0	0-0-0
North Carolina	1-23-0	0-0-0
Vanderbilt	2-118-1	0-0-0

PUNT RETURNS

Ret-Yds-TD	Cherry
WILLIAM & MARY	1-13-0
East Carolina	1-2-0
OLD DOMINION	0-0-0
WAKE FOREST	3-11-0
NOTRE DAME	1-0-0
Clemson	0-0-0
Louisville	0-0-0
BOSTON COLLEGE	2-0-0
FLORIDA STATE	0-0-0
Syracuse	1-(-1)-0
MIAMI	2-31-0
North Carolina	1-3-0
Vanderbilt	2-48-0

**TACKLES**

PLAYER, POS	W&M	ECU	ODU	WFU	ND	Clem.	Lou.	BC	FSU	Syr.	Mia.	UNC	Vandy
Boone, S. - S	3	7	3	6	-	6	10	7	7	3	7	5	3
Bryant, E. - DT	2	3	-	-	1	1	3	-	-	1	1	-	1
Chubb, B. - DE	4	2	4	3	5	8	5	7	2	8	3	4	3
Clark, N. - NIC	2	3	3	4	-	4	1	1	1	2	1	1	4
Fernandez, J. - LB	7	5	3	6	9	9	3	12	10	2	6	10	6
Hill, B.J. - DT	1	6	1	4	4	9	1	2	1	-	4	3	3
Holden, D. - DE	-	-	2	-	-	-	-	-	-	-	-	-	-
Howell, F. - LB	-	-	1	2	-	-	-	2	-	-	-	-	-
Jones, Jo. - S	2	13	9	12	6	11	10	15	6	5	15	2	3
Jones, Ju. - DT	2	6	4	2	2	2	-	7	4	4	4	2	4
Kidd-Glass, T. - S	-	-	1	-	-	-	-	-	-	-	-	1	-
Meadows, T. - NIC	-	-	-	-	-	-	-	-	-	-	2	-	2
McCloud, N. - CB	1	-	2	-	-	2	-	-	-	1	-	1	7
Moore, A. - LB	4	11	6	5	8	8	5	6	6	5	7	6	9
Morehead, J. - S	1	-	3	2	3	1	-	-	1	-	-	-	2
Nelson, M. - DT	2	1	5	-	-	5	3	3	-	2	1	2	1
Nicholson, R. - LB	2	-	1	-	4	-	3	-	-	-	-	-	2
Paul, S. - CB	-	-	-	-	-	-	2	-	-	1	-	-	-
Phillips, F. - CB	1	2	1	-	-	-	-	-	-	-	-	1	-
Riley, T. - DE	-	-	-	-	-	1	5	-	-	1	1	-	1
Roseboro, D. - DE	2	4	6	2	-	3	-	1	1	1	3	1	1
Sessoms, J. - S	-	-	1	-	-	-	-	-	-	-	-	1	1
Smith, B. - LB	-	-	-	-	-	-	-	-	-	-	1	-	-
Smith-Williams, J. - DE	2	2	6	1	-	-	-	2	-	-	-	-	-
Stevens, Mi. - CB	3	3	3	5	2	5	-	2	2	-	5	2	-
Street, K. - DE	3	1	4	1	6	3	1	3	1	2	3	-	2
Tocho, J. - CB	2	6	1	4	1	9	1	4	2	2	3	1	1
Wright, Dex. - S	-	-	-	-	-	-	4	-	1	-	1	1	3
Wright, Dra. - NIC	2	5	2	6	5	9	5	3	10	3	2	6	6

TACKLES FOR LOSS (No.-Yards)

PLAYER, POS	W&M	ECU	ODU	WFU	ND	Clem.	Lou.	BC	FSU	Syr.	Mia.	UNC	Vandy
Bryant, E. - DT	-	1-2	-	-	-	-	1-5	-	-	1-1	-	-	-
Chubb, B. - DE	-	1-2	2-4	2-12	3.5-15	-	2.5-9	0.5-1	1.5-8	4.5-16	2-9	1.5-4	1-6
Clark, N. - NIC	-	-	-	-	-	1-5	-	-	-	-	-	1-6	-
Fernandez, J. - LB	1-2	0.5-0	-	-	1.5-5	-	-	-	-	0.5-1	-	1.5-8	-
Hill, B.J. - DT	-	-	-	-	-	-	1-1	-	-	-	-	1-8	-
Holden, D. - DE	-	-	0.5-0	-	-	-	-	-	-	-	-	-	-
Jones, Jo. - S	-	1-6	-	1-8	-	-	-	0.5-2	-	1-1	-	-	-
Jones, Ju. - DT	-	1-2	1-11	-	-	-	-	-	2-11	-	1-6	0.5-0	1-6
Moore, A. - LB	1-2	4.5-11	-	-	1-2	-	0.5-1	-	0.5-1	3.5-13	-	-	2-11
Nelson, M. - DT	-	0.5-0	0.5-1	-	-	1-9	-	-	-	-	-	-	-
Nicholson, R. - LB	1-3	-	-	-	0.5-1	-	-	-	-	-	-	-	-
Riley, T. - DE	-	-	-	-	-	-	1-8	-	-	1-1	-	-	-
Roseboro, D. - DE	1-1	2.5-7	3-25	-	-	1-2	-	1-10	-	1-13	1-11	-	1-5
Smith-Williams, J. - DE	-	0.5-4	-	-	-	-	-	-	-	-	-	-	-
Stevens, M. - CB	-	-	-	-	-	-	-	-	-	-	-	0.5-4	-
Street, K. - DE	2-8	0.5-1	2-7	-	1.5-3	-	-	1-15	-	0-5-0	1-1	-	1-7
Tocho, J. - CB	-	-	-	1-4	-	1-3	-	-	-	-	-	-	-
Wright, D. - NIK	-	-	-	-	-	-	-	-	-	-	-	-	1-1
TEAM	-	-	-	-	-	-	1-9	-	-	-	-	-	-

SACKS (No.-Yards)

PLAYER, POS	W&M	ECU	ODU	WFU	ND	Clem.	Lou.	BC	FSU	Syr.	Mia.	UNC	Vandy
Bryant, E. - DT	-	-	-	-	-	-	1-5	-	-	-	-	-	-
Chubb, B. - DE	-	-	-	2-12	3-13	-	1-6	-	-	2-11	1-8	0.5-2	1-6
Hill, B.J. - DT	-	-	-	-	-	-	-	-	-	-	-	1-8	-
Jones, Jo. - S	-	-	-	1-8	-	-	-	-	-	-	-	-	-
Jones, Ju. - DT	-	-	1-11	-	-	-	-	-	1-8	-	-	-	1-6
Moore, A. - LB	-	0.5-4	-	-	-	-	-	-	-	-	-	-	2-11
Nelson, M. - DT	-	-	-	-	-	1-9	-	-	-	-	-	-	-
Nicholson, R. - LB	-	-	-	-	0.5-1	-	-	-	-	-	-	-	-
Riley, T. - DE	-	-	-	-	-	-	1-8	-	-	-	-	-	-
Roseboro, D. - DE	-	-	3-25	-	-	1-2	-	1-10	-	1-13	1-11	-	-
Smith, Williams, J. - DE	-	0.5-4	-	-	-	-	-	-	-	-	-	-	-
Stevens, M. - CB	-	-	-	-	-	-	-	-	-	-	-	0.5-4	-
Street, K. - DE	1-7	-	1-6	-	1.5-3	-	-	1-15	-	-	-	-	1-7
Tocho, J. - CB	-	-	-	1-4	-	-	-	-	-	-	-	-	-
TEAM	-	-	-	-	-	-	1-9	-	-	-	-	-	-

INTERCEPTIONS (No.-Yards)

PLAYER, POS	W&M	ECU	ODU	WFU	ND	Clem.	Lou.	BC	FSU	Syr.	Mia.	UNC	Vandy
Clark, N. - NIK	-	-	-	-	-	-	-	-	-	-	-	-	1-32
Fernandez, J. - LB	1-11	-	-	-	-	-	-	-	-	-	-	-	-
Jones, Jo. - S	1-9	-	-	-	-	-	-	1-0	-	-	-	-	1-25
Meadows, T. - NIK	-	-	-	-	-	-	-	-	-	-	-	-	1-0
Morehead, J. - S	-	-	-	-	1-25	-	-	-	-	-	-	-	-
Stevens, Mi. - CB	-	-	-	-	-	1-28	-	-	-	-	-	-	-
Tocho, J. - CB	-	1-0	-	-	-	-	-	-	-	1-0	-	-	-

PARTICIPATION



Name, Pos	W&M	ECU	ODU	WF	ND	Clem	Lou	BC	FSU	Syr	Miami	UNC	Van	2016 Tot.	2016 GP-GS	Career GP-GS
Adams, Tony - OG	81	66	62	80	64	59	62	67	86	59	76	72	63	834	12-12	37-34
Bambard, Kyle - PK	ST	ST	ST	ST	ST	ST	ST	ST	ST	ST	ST	ST	ST	ST	12-7	25-20
Bodine, Brady - RB	ST	DNP	ST	ST	ST	ST	ST	ST	ST	ST	ST	ST	4	ST	11-0	19-0
Boone, Shawn - S	43	79	48	56	33	90	73	83	66	51	72	69	76	763	12-11	34-13
Bradbury, Garrett - OG	81	65	70	78	64	74	63	64	53	74	49	72	42	807	12-12	23-12
Bryant, Eurndraus - DT	13	26	INJ	28	19	35	41	26	23	19	27	27	37	284	11-0	24-0
Cherry, Bra'Lon - WR	39	55	31	44	48	47	28	37	61	40	32	60	37	522	12-6	47-21
Chubb, Bradley - DE	32	51	31	47	54	77	55	60	49	41	61	58	57	616	12-12	36-25
Clark, Niles - NIC	22	34	24	28	27	38	39	22	24	26	18	31	36	333	12-1	46-1
Cole, A.J. - P	ST	ST	ST	ST	ST	ST	ST	ST	ST	ST	ST	ST	ST	ST	12-12	25-25
Cook, Cole - TE	37	26	33	40	47	27	22	29	36	41	INJ	56	35	394	11-8	37-15
Daniel, Peter - OT	6	ST	9	ST	ST	ST	ST	ST	ST	ST	ST	ST	1	15	12-0	15-0
Dayes, Matt - RB	48	48	34	61	56	76	14	63	79	60	67	62	29	668	12-12	44-24
Eyers, Clark - TE	22	7	8	11	20	4	4	7	2	32	18	1	5	136	12-2	16-2
Fernandez, Jerod - LB	43	72	42	59	51	76	68	69	62	55	68	65	78	730	12-11	37-29
Finley, Ryan - QB	61	66	58	79	46	82	54	67	86	67	72	53	57	791	12-12	12-12
Frasier, Johnny - RB	7	DNP	2	3	ST	ST	16	INJ	INJ	INJ	INJ	INJ	INJ	28	6-0	6-0
Gallaspy, Reggie - RB	21	15	17	4	8	2	18	SICK	1	13	5	13	27	117	11-0	23-1
Grazen, Ben - WR	5	DNP	2	DNP	DNP	DNP	DNP	DNP	DNP	DNP	ST	3	4	10	4-0	10-0
Grier, Vernon - WR	5	DNP	2	DNP	DNP	DNP	DNP	DNP	DNP	DNP	DNP	DNP	2	7	2-0	2-0
Griffiths, Tyler - LS	ST	ST	ST	ST	ST	ST	ST	ST	ST	ST	ST	ST	ST	12-0	25-0	
Harmon, Kelvin - WR	38	7	37	40	20	34	32	40	46	41	39	41	45	415	12-4	12-4
Haskins, Connor - PK	ST	ST	DNP	DNP	DNP	DNP	DNP	DNP	ST	ST	ST	ST	ST	ST	6-5	6-5
Hill, B.J. - DT	32	49	31	62	56	58	50	56	47	35	57	49	53	582	12-12	37-30
Hines, Nyheim - WR	35	35	INJ	8	25	51	27	40	48	29	35	34	43	367	11-5	24-9
Holden, Deonte - DE	DNP	DNP	19	DNP	DNP	DNP	DNP	DNP	DNP	DNP	DNP	DNP	DNP	19	1-0	1-0
Howell, Ford - LB	6	7	19	ST	DNP	1	7	1	1	ST	ST	INJ	INJ	40	10-0	23-0
Jones, Josh - S	49	79	62	70	64	94	75	83	66	55	70	69	37	836	12-12	37-31
Jones, Justin - DT	26	52	31	49	48	62	43	55	40	34	42	40	45	522	12-12	35-15
Jones, Tyler - OT	81	66	62	80	64	74	63	67	86	86	76	79	68	884	12-12	23-18
Kennedy, Bryce - OG	6	DNP	9	DNP	DNP	DNP	1	DNP	ST	DNP	DNP	DNP	4	16	4-0	19-1
Kidd-Glass, Tim - S	DNP	ST	ST	ST	ST	DNP	DNP	DNP	ST	ST	DNP	ST	ST	ST	7-0	7-0
Lacy, Nicholas - CB	ST	ST	ST	ST	ST	ST	ST	ST	ST	ST	ST	ST	ST	ST	12-0	26-0
Locklear, Gavin - WR	8	4	28	12	5	7	6	ST	DNP	7	1	ST	4	78	11-0	23-0
Louis, Stephen - WR	35	47	42	55	36	64	40	64	58	48	57	51	41	597	12-9	24-11
Maples, Jackson - PK	ST	DNP	ST	DNP	ST	ST	ST	ST	ST	DNP	DNP	DNP	DNP	ST	7-0	20-0
McClendon, Jalen - QB	26	DNP	13	1	17	2	7	DNP	DNP	17	6	22	12	111	9-0	16-0
McCloud, Nick - CB	6	ST	20	INJ	DNP	2	29	ST	ST	ST	10	36	81	103	10-0	10-0
McGirt, Emanuel - OT	6	DNP	9	DNP	DNP	DNP	ST	DNP	DNP	DNP	INJ	INJ	INJ	15	3-0	3-0
McKever, Pharoah - TE	5	ST	2	ST	ST	2	ST	ST	ST	1	9	ST	ST	19	12-1	28-3
Meadows, Trae - NIC	ST	ST	ST	ST	ST	DNP	DNP	ST	ST	ST	ST	ST	6	ST	9-0	9-0
Meyers, Jakobi - WR/QB	14	1	24	10	6	1	17	3	2	9	7	5	2	99	12-0	12-0
Moore, Aarius - LB	43	79	58	60	56	94	79	79	59	55	68	69	77	799	12-12	38-29
Morehead, Jarius - S	6	ST	13	14	31	4	12	ST	ST	4	ST	ST	8	84	12-1	12-1
Moss, Thaddeus - TE/FB	32	4	25	20	21	32	22	15	7	37	37	26	18	278	12-3	12-3
Morrison, Stephen - WR	ST	ST	ST	ST	ST	DNP	DNP	DNP	DNP	DNP	DNP	DNP	DNP	ST	5-0	7-0
Nelson, Monty, DT	11	32	32	DNP	10	33	39	25	17	18	17	17	32	251	11-0	42-11
Nichols, Dakwa - RB	8	ST	19	12	ST	ST	13	3	5	12	INJ	INJ	9	72	10-0	35-2
Nicholson, Riley - LB	6	ST	3	21	21	19	17	11	INJ	INJ	2	ST	5	100	10-1	23-5
Paul, Sean - CB	ST	ST	ST	ST	ST	ST	10	ST	ST	ST	INJ	INJ	INJ	10	10-0	27-0
Phillips, Freddie - CB	ST	ST	ST	ST	ST	ST	ST	ST	ST	ST	ST	ST	ST	ST	12-0	24-0
Prescod, Terronne - OG	6	1	9	2	ST	15	63	33	48	40	27	35	32	279	12-3	24-3
Richardson, Will - OT	81	66	62	80	64	74	SICK	36	64	86	76	57	66	746	11-9	22-18
Riley, Tyrone - DE	3	7	6	ST	ST	28	30	INJ	INJ	14	8	11	25	107	10-0	10-0
Roseboro, Darian - DE	23	38	53	49	16	43	46	30	28	25	34	32	40	417	12-1	25-1
Samuels, Jaylen - TE/FB	47	46	25	37	27	45	33	35	69	35	53	43	36	495	12-9	38-21
Scelfo, Joe - C	81	66	62	80	64	74	63	67	86	86	76	79	69	884	12-12	12-12
Sessoms, Josh - S	ST	ST	ST	ST	INJ	DNP	ST	ST	ST	ST	ST	ST	ST	ST	10-0	35-0
Smith, Bryan - LB	DNP	DNP	DNP	DNP	DNP	DNP	DNP	DNP	DNP	ST	ST	DNP	DNP	ST	2-0	2-0
Smith-Williams, James - DE	18	32	40	22	9	1	DNP	16	10	INJ	INJ	INJ	INJ	148	8-0	12-0
Stevens, Mike - CB	49	79	58	70	64	94	66	83	66	55	61	60	INJ	805	12-12	36-22
Street, Kentavius - DE	29	42	26	33	35	51	39	50	39	32	35	37	40	448	12-11	37-20
Tocho, Jack - CB	43	79	45	70	64	92	59	83	66	55	71	42	43	769	12-12	48-35
Trowell, Maurice - WR	24	24	27	36	ST	4	17	7	8	15	6	2	3	170	12-1	25-8
Tu'uta, John - C	6	DNP	2	DNP	DNP	DNP	DNP	DNP	DNP	DNP	DNP	DNP	4	8	2-0	6-0
Wiltz, Aaron - OL	INJ	INJ	INJ	ST	ST	ST	ST	ST	ST	ST	ST	ST	ST	ST	9-0	9-0
Wright, Dexter - S	INJ	INJ	INJ	ST	ST	ST	11	11	15	3	5	9	45	54	9-0	12-0
Wright, Dravious - NIC	26	45	37	42	37	54	37	50	37	29	49	38	73	481	12-11	50-36

RECORDS



INDIVIDUAL RECORDS



Philip Rivers set the NC State and ACC career records for total offense with 13,582 yards.

RUSHING

RUSHING YARDS

Game	251	Ted Brown, Penn St.	1977
Season	1,350	Ted Brown	1978
Career	*4,602	Ted Brown	1975-78

RUSHING ATTEMPTS

Game	40	Ray Robinson, Maryland	2000
Season	302	Ted Brown	1978
Career	860	Ted Brown	1975-78

RUSHING YARDS PER CARRY

Game	14.0	Ted Brown, Syracuse	1977
Season	7.1	Dick Christy	1955
Career	5.5	Roland Hooks	1972-74

RUSHING TOUCHDOWNS

Game	5	Stan Fritts, Wake Forest	1972
	5	T.A. McLendon, Texas Tech	2002
Season	18	T.A. McLendon	2002
Career	*49	Ted Brown	1975-78

200-YARD RUSHING GAMES

Season	1	Five Times by four players	
Career	2	Ted Brown	1975-78

100-YARD RUSHING GAMES

Season	9	Ted Brown	1977
Career	*27	Ted Brown	1975-78

PASSING

PASSING YARDS

Game	535	Shane Montgomery, Duke	1989
Season	*4,491	Philip Rivers	2003
Career	*13,484	Philip Rivers	2000-03

PASS COMPLETIONS

Game	38	Philip Rivers, Wake Forest	2003
Season	*348	Philip Rivers	2003
Career	*1,087	Philip Rivers	2000-03

PASS ATTEMPTS

Game	73	Shane Montgomery, Duke	1989
Season	527	Russell Wilson	2010
Career	*1,710	Philip Rivers	2000-03

TOUCHDOWN PASSES

Game	5	Mike Glennon, Maryland	2011
	5	Mike Glennon, Clemson	2012
	5	Russell Wilson, Florida St.	2009
	5	Philip Rivers, Kansas	2003
	5	Philip Rivers, Navy	2002
	5	Philip Rivers, Indiana	2000
	5	Terry Harvey, Wake Forest	1995
Season	*34	Philip Rivers	2003
Career	*95	Philip Rivers	2000-03

YARDS PER COMPLETION

Game	30.90	Philip Rivers, Navy	2002
Season	*18.77	Bruce Shaw	1972
Career	16.30	Bruce Shaw	1971-73

YARDS PER ATTEMPT

Game	20.60	Philip Rivers, Navy	2002
Season	9.76	Bruce Shaw	1972
Career	8.18	Dave Buckey	1972-75

COMPLETION PERCENTAGE

Game	.920	Terry Jordan, UNC	1992
	(23-25)		
Season	*.721	Philip Rivers	2003
	(348-483)		
Career	.636	Philip Rivers	2000-03
	(1,087-1,710)		

400-YARD PASSING GAMES

Season	*5	Philip Rivers	2003
Career	*7	Philip Rivers	2000-03

300-YARD PASSING GAMES

Season	*9	Philip Rivers	2003
Career	*19	Philip Rivers	2000-03

200-YARD PASSING GAMES

Season	13	Philip Rivers	2003
Career	41	Philip Rivers	2000-03

INTERCEPTION AVOIDANCE

Season	0.36	Russell Wilson	2008
Career	1.44	Jacoby Brissett	2014-15

RECEIVING

PASS RECEPTIONS

Game	15	Torry Holt, Wake Forest	1998
Season	*88	Torry Holt	1998
Career	200	Jerricho Cotchery	2000-03

RECEIVING YARDAGE

Game	255	Torry Holt (11), Baylor	1998
Season	*1,604	Torry Holt (88)	1998
Career	3,379	Torry Holt (191)	1995-98

RECEIVING TOUCHDOWNS

Game	*5	Torry Holt, Florida State	1997
Season	16	Torry Holt	1997
Career	31	Torry Holt	1995-98

YARDS PER CATCH

Season	25.5	Owen Spencer	2009
Career	19.37	Owen Spencer	2006-10

200-YARD RECEIVING GAMES

Season	*2	Torry Holt	1998
Career	*2	Torry Holt	1995-98

100-YARD RECEIVING GAMES

Season	8	Koren Robinson	2000
	8	Torry Holt	1998
Career	15	Jerricho Cotchery	2000-03

TOTAL OFFENSE

PLAYS

Game	76	Shane Montgomery, Duke	1989
		(3 run, 73 pass)	
Season	561	Philip Rivers	2003
		(78 run, 483 pass)	
Career	*1,962	Philip Rivers	2000-03
		(252 run, 1,710 pass)	

TOTAL YARDS

Game	537	Shane Montgomery, Duke	1989
Season	*4,600	Philip Rivers	2003
Career	*13,582	Philip Rivers	2000-03

YARDS PER PLAY

Season	8.2	Philip Rivers	2003
Career	6.92	Philip Rivers	2000-03

ALL-PURPOSE YARDS

Game	496	Tobais Palmer, Clemson	2012
		(219 receiving, 277 KOR)	
Season	1,979	Torry Holt	1998
		(102 run, 1,604 rec., 273 PR)	
Career	5,565	Ted Brown	1975-78
		(4,602 run, 760 rec., 203 Ret.)	



Four decades after his college career ended, Hall of Famer Ted Brown still holds the ACC rushing record with 4,602 yards.



SCORING

POINTS SCORED

Game	30	Torry Holt, Florida State	1997
	30	Stan Fritts, Wake Forest	1972
	30	T.A. McLendon, Tex. Tech	2002
Season	108	T.A. McLendon	2002
Career	332	Niklas Sade	2011-14

TOUCHDOWNS

Game	5	Torry Holt, Florida State	1997
	5	Stan Fritts, Wake Forest	1972
	5	T.A. McLendon, Tex. Tech	2002
Season	18	T.A. McLendon	2002
Career	51	Ted Brown	1975-78

TOUCHDOWN RESPONSIBILITY

Game	6	Mike Glennon, Maryland	2011
		(5 pass, 1 rush)	
	6	Philip Rivers, Navy	2002
		(5 pass, 1 rush)	
Season	*37	Russell Wilson	2010
		(9 rush, 28 pass)	
	*37	Philip Rivers	2003
		(3 run, 34 pass)	
Career	*112	Philip Rivers	2000-03
		(17 run, 95 pass)	

KICK SCORING POINTS

Game	15	Nathan Ritter, East Carolina	1978
Season	102	Josh Czajkowski	2010
Career	332	Niklas Sade	2011-14

FIELD GOALS MADE

Game	5	Nathan Ritter, East Carolina	1978
Season	20	Marc Primanti	1996
	20	Josh Czajkowski	2010
Career	55	Niklas Sade	2011-14

FIELD GOALS ATTEMPTED

Season	28	Damon Hartman	1989
Career	79	Niklas Sade	2011-14

FIELD GOAL PERCENTAGE

Season	1.000	Danny Deskevich	1998
		(12-12)	
	1.000	Marc Primanti	1996
		(20-20)	
Career (min. 30)	.912	Marc Primanti	1995-96
		(31-34)	

CONSECUTIVE FIELD GOALS MADE

Career	*27	Marc Primanti	1995-96
--------	-----	---------------	---------

MOST PATS

Game	9	Kyle Bamard, S. Alabama	2015
Season	56	Adam Kiker	2003
Career	167	Niklas Sade	2011-14

PAT PERCENTAGE

Season	1.000	By 12 Players	
Career	.988	John Deraney	2003-06
		(min. 30 made)	

CONSECUTIVE EXTRA POINTS MADE

Career	83	Josh Czajkowski	2008-10
--------	----	-----------------	---------

RETURNS

KICKOFF RETURNS

Season	41	T.J. Graham	2008
Career	137	T.J. Graham	2008-11

KICKOFF RETURN YARDS

Game	277	Tobais Palmer	2012
Season	1,028	T.J. Graham	2008
Career	3,153	T.J. Graham	2008-11

KICKOFF RETURN AVERAGE

Season	*35.3	George Marinkov	1954
Career	28.6	Darrell Blackman	2004-07

PUNT RETURNS

Season	40	Ledel George	1991
Career	*125	Ledel George	1990-93

PUNT RETURN YARDS

Game	102	Fred Combs, Virginia	1967
Season	434	Fred Combs	1967
Career	1,191	Ledel George	1990-93

PUNT RETURN AVERAGE

Season	19.7	Alex Webster	1950
Career	19.2	Alex Webster	1950-52

PUNTING

PUNTS

Game	13	Marty Martinussen, UNC	1982
	13	Ed Mooney, Maryland	1950
Season	76	Scott Earwood	1999
	76	John Deraney	2006
Career	266	Wil Baumann	2011-14

PUNTING YARDS

Game	519	Craig Salmon, S. Carolina	1987
Season	2,906	Scott Earwood	1999
Career	10,868	Wil Baumann	2011-14

PUNTING AVERAGE

Game	55.0	Austin Herbert, Duke	2001
Season	46.1	Johnny Evans	1975
Career	44.0	Johnny Evans	1974-77

DEFENSE

TACKLES

Game	26	Pat Teague, Virginia Tech	1986
Season	195	Bill Cowher	1978
Career	492	Levar Fisher	1998-01

TACKLES FOR LOSS

Game	*#8	Nate Irving, Wake Forest	2010
Season	27.5	Mario Williams	2005
Career	55.5	Mario Williams	2003-05

SACKS

Game	4	Mario Williams, S. Miss/Md	2005
Season	14.5	Mario Williams	2005
Career	25.5	Mario Williams	2003-05

FUMBLES CAUSED

Season	6	Corey Smith	2001
	6	Jesse Campbell	1989
	6	Jesse Campbell	1988
Career	15	Jesse Campbell	1988-90

FUMBLES RECOVERED

Career	7	Fernandus Vinson	1987-90
--------	---	------------------	---------

INTERCEPTIONS

Game	3	Five times by four players	
Season	*13	by David Amerson	2011
Career	18	David Amerson	2010-12

INTERCEPTION RETURN YARDAGE

Season	205	David Amerson	2011
Career	287	David Amerson	2010-12

PASSES BROKEN UP

Season	23	Lloyd Harrison	1998
Career	51	Joe Johnson	1987-90

BLOCKED KICKS

Game	2	by four players	
Season	4	Terrence Holt	2001
	4	Mark Capuano	1967
Career	12	Terrence Holt	1999-02

* ACC Record

NCAA Record

Bold Face indicates current player



The No. 1 pick in the 2006 NFL draft, Mario Williams holds the school records for sacks in a game (4), season (14.5 in 2005) and career (25.5 despite playing just three years)

TEAM HIGHS/LOWS



NC STATE

TOTAL OFFENSE

Plays	Highs	Lows
Game:	98 vs. Maryland, 2010	25 vs. Duke, 1943
Season:	1,006 in 2010	517 in 1955

Yards	Highs	Lows
Game:	653 vs. Kansas, 2003	-6 vs. Duke, 1943
Season:	5,891 in 2003	1,651 in 1953
Per Gm:	453.2 in 2003	162.7 in 1953

First Downs	Highs	Lows
Game:	35 vs. The Citadel, 1983	0 vs. Virginia, 1944
Season:	311 in 2003	84 in 1953

RUSHING

Attempts	Highs	Lows
Game:	80 vs. ECU, 1980	16 vs. Duke, 1943
Season:	672 in 1979	351 in 2000

Yards	Highs	Lows
Game:	409 vs. Clemson, 1975	-49 vs. Duke, 1943
Season:	2,995 in 1973	929 in 1985
Per Gm:	272.3 in 1973	

PASSING

Attempts	Highs	Lows
Game:	73 vs. Duke, 1989	2 vs. Virginia, 1968
Season:	545 in 2010	87 in 1957

Completions	Highs	Lows
Game:	41 vs. Boston College, 2010	1 six times (last - 1975)
Season:	357 in 2003	34 in 1957

Comp. %	Highs	Lows
Season:	.720 (357-496) in 2003	.338 (48-142) in 1953

Yards	Highs	Lows
Game:	535 vs. Duke, 1989	0 vs. Vandy-1946



Jerricho Cotchery, now an assistant coach for the Carolina Panthers, accounted for 171 of the Wolfpack's school record 653 total yards in the win over Kansas in the 2003 Mazda Tangerine Bowl

Season:	4,580 in 2003	497 in 1947
Per Gm:	352.3 in 2003	50.2 in 1957

Interceptions	Highs	Lows
Game:	7 vs. Florida, 1970	0 vs. many
Season:	23 1949	5 1962

SCORING

Touchdowns	Highs	Lows
Game:	15 vs. Hampton, 1919	0 vs. Maryland-2007
Season:	65 in 2003	10 in 1970

Points	Highs	Lows
Game:	100 vs. Hampton, 1919	0 vs. Maryland-2007
Season:	489 in 2003	23 in 1933
Per Gm:	37.6 in 2003	2.5 in 1933

Rushing TD	Highs	Lows
Season:	33 in 2002	3 in 1985

Passing TD	Highs	Lows
Game:	5 vs. seven teams (last vs. UNC, 2012)	
Season:	35 in 2003	1 in 1965

TD by Return	Highs	Lows
Season:	10 in 2003	0

Field Goals	Highs	Lows
Game:	5 vs. East Carolina, 1978	0 three times
Season:	21 in 2010	0 (last 1958)

FG Attempts	Highs	Lows
Season:	28 in 1989	0 in 1955

FG %	Highs	Lows
Season:	1.000 (20-20) in 1996	.000 (last - 0-2, 1958)

PATs	Highs	Lows
Season:	61 in 2003	7 in 1962, 1970

PAT %	Highs	Lows
Season:	1.000 10 times best = 31-31 in 1992	.742 (23-31) in 1974

PUNTING

Punts	Highs	Lows
Game:	13 vs. UNC, 1982	0 vs. Md., 1994
	13 vs. Md., 1950	0 vs. USC, 1961
Season:	85 in 1982	

Yards	Highs	Lows
Season:	3,210 in 1970	1,315 in 1955

Average	Highs	Lows
Season:	46.1 in 1975	30.8 in 1953

PUNT RETURNS

Punt Returns	Highs	Lows
Season:	46 in 1991	11 in 1954

PR Yards	Highs	Lows
Season:	537 in 1990	53 in 1980

KICKOFF RETURNS

KO Returns	Highs	Lows
Season:	52 in 1987	16 in 1967

KOR Yards	Highs	Lows
Season:	1,387 in 2008	246 in 1967



OPPONENT

TOTAL OFFENSE

Plays	Highs	Lows
Game:	98 vs. Duke, 2001	25 vs. Western Carolina, 1990
Season:	986 in 2003	489 in 1948

Yards	Highs	Lows
Game:	745 vs. FSU, 1995	17 vs. Western Carolina, 1990
Season:	5,473 in 2003	1,518 in 1947

First Downs	Highs	Lows
Game:	38 vs. FSU, 1995	0 vs. W. Car., 1990
Season:	301 in 2003	0 vs. Randolph Macon, 1922 77 in 1974

RUSHING

Yards	Highs	Lows
Game:	627 vs. Villanova, 1949	-37 vs. VMI, 1946
Season:	2,965 in 1976	946 in 1946*

Attempts	Highs	Lows
Game:	85 vs. Va. Tech, 1956	10 vs. Wake, 1995
Season:	689 in 1952	358 in 1946

PASSING

Attempts	Highs	Lows
Game:	68 vs. Wake, 1995	1 vs. Duke, 1943
Season:	516 in 2003	86 in 1947

Completions	Highs	Lows
Game:	50 vs. Wake, 1995	0 vs. UNC, 1955
Season:	305 in 2003	39 in 1947

Yards	Highs	Lows
Game:	586 vs. Texas Tech, 2003	0 vs. UNC, 1955
Season:	3,693 in 2003	354 in 1947*

Touchdowns	Highs	Lows
Game:	7 vs. FSU, 1995	0
Season:	28 in 2003	0 in 1906 (8 gms)

INTERCEPTIONS THROWN

Interceptions	Highs	Lows
Game:	7 vs. Iowa, 1965	0 vs. by many
Season:	27 in 2011	6 in 1975

Int Ret. Yds	Highs	Lows
Season:	393 in 1989	15 in 1960

SCORING

Points	Highs	Lows
Game:	128 vs. Ga. Tech, 1918	0 vs. 176 times
Season:	401 in 1996	29 in 1932

Touchdowns	Highs	Lows
Season:	53 in 1996	10 in 1957

PUNTING

Punts	Highs	Lows
Game:	12 vs. W. Carolina, 1990	0 vs. S. Miss., 2006 0 vs. Duke, 1955
Season:	81 in 2004	40 in 1995

Yards	Highs	Lows
Season:	3,229 in 2004	1,066 in 1955

Average	Highs	Lows
Season:	43.1 in 1985	32.5 in 1956

MISCELLANEOUS SEASON HIGHS/LOWS

Penalties	101	2002, 2004
Penalty Yardage	907	2003 (100)
Time of Poss	33:03	2015
Fewest Turnovers	13	2015
	13	2001
Fumbles (Gm)	11	Virginia, 1977
Fumbles (Season)	52	1976
Fumbles Lost (Gm)	6	Florida State, 1995
	6	Louisville, 1994
Fumbles Lost (Season)	24	1955
Fewest Fumbles	12	1963
Fewest Fumbles Lst	6	2001, 2008, 2013
Third Down Conv. %:	.487 (92-189)	1989
Sacks	48	2002
Fewest Sacks Allowed	9	1988
Fewest Sks Allow/Gm	0.78	2002
Blocked Punts (Game)	3	Texas, 1999
Blocked Punts (Season)	8	2002
Opponent Fumbles (Game)	9	four times
Fumbles Recovered (Game)	6	Duke, 1986
Fumbles Rec. (Season)	26	1946
Wins	11	2002 (11-3)
Losses	9	four times (last: 2013)
Ties	4	1906
Longest Win Streak	9 gms	four times (last: 2002)
Longest Losing Streak:	10 gms	1953-54



Dual-sport star Terry Harvey threw five touchdown passes in the 1995 win over Wake Forest. The Wolfpack won that game, 52-23, even though the Deacons completed an all-time opponent high 50 passes in the contest.

RUSHING RECORDS



RUSHING YARDS

GAME			
Rk.	Name, Opp, Year	Att.	Yds
1.	Ted Brown, Penn State, 1977	37	251
2.	Andre Brown, S. Miss., 2005	32	248
3.	Ted Brown, Clemson, 1975	24	227
4.	Joe McIntosh, WF, 1981	25	220
5.	Matthew Dayes, WF 2015	16	205
6.	Ray Robinson, Virginia, 1998	27	202
7.	Vince Evans, East Carolina, 1985	26	201
8.	Ted Brown, Syracuse, 1978	33	198
	Willie Burden, Kent State, 1971	34	198
10.	Tremayne Stephens, WF, 1994	20	189
	Anthony Barbour, Texas Tech, 1992	25	189
	Ted Brown, UNC, 1978	36	189
13.	Willie Burden, WF, 1973	18	188
14.	Ed Mooney, Richmond, 1949	21	184
15.	Andre Brown, Florida St, 2005	26	179
16.	Ray Robinson, Maryland, 2000	40	178
	T.A. McLendon, Clemson, 2002	28	178
18.	Wayne McLean, ECU, 1980	30	176
19.	Toney Baker, Clemson, 2006	34	174

SEASON

Rk.	Name, Year	Att.	Yds
1.	Ted Brown, 1978	302	1,350
2.	Ted Brown, 1977	218	1,251
3.	Anthony Barbour, 1992	199	1,204
4.	Joe McIntosh, 1981	222	1,190
5.	Stan Fritts, 1974	245	1,169
6.	Matthew Dayes, 2016	249	1,166
7.	Tremayne Stephens, 1997	204	1,142
8.	T.A. McLendon, 2002	245	1,101
9.	Ted Brown, 1976	198	1,088
10.	Joe McIntosh, 1983	217	1,081
11.	Willie Burden, 1973	150	1,014
12.	Ted Brown, 1975	142	913
13.	Willie Burden, 1971	227	910
14.	Vince Evans, 1984	198	883
15.	Matthew Dayes, 2015	134	865
16.	James Washington, 2011	212	852
17.	Roland Hooks, 1974	136	850
18.	Tremayne Stephens, 1995	186	849



In 2016, Matt Dayes became the Pack's first 1,000-yard rusher since 2002. His 1,166 yards was the sixth-highest total in history.

CAREER

Rk.	Name, Year	Att.	Yds
1.	Ted Brown, 1975-78	860	4,602
2.	Joe McIntosh, 1981-84	729	3,642
3.	Tremayne Stephens, 1994-97	680	3,553
4.	Matthew Dayes, 2013-16	549	2,856
5.	Ray Robinson, 1998-01	649	2,781
6.	Anthony Barbour, 1989-92	474	2,575
7.	Stan Fritts, 1972-74	534	2,542
8.	Andre Brown, 2005-08	523	2,539

9.	Willie Burden, 1971-73	491	2,529
10.	Shadrach Thornton, 2012-15	513	2,572
11.	T.A. McLendon, 2002-04	542	2,479
12.	Billy Ray Vickers, 1976-79	489	2,189
13.	Toney Baker, 2005-09	451	2,045
14.	Vince Evans, 1981-85	467	1,920
15.	Dick Christy, 1955-57	348	1,817

RUSHING ATTEMPTS

GAME

Rk.	Name, Game, Year	Yds	Att
1.	Ray Robinson, Maryland, 2000	178	40
2.	Ted Brown, Penn State, 1977	251	37
3.	Ted Brown, UNC, 1978	189	36
4.	Willie Burden, Kent St., 1971	198	34
	Toney Baker, Clemson, 2006	174	34
5.	Ted Brown, Syracuse, 1978	198	33
	Ted Brown, West Virginia, 1978	158	33
7.	T.A. McLendon, Texas Tech, 2002	150	32
	Andre Brown, S. Miss, 2005	248	32
	Jamelle Eugene, UNC, 2007	159	32
10.	Ray Robinson, Wake Forest, 2001	90	31
11.	Brandon Mitchell, Maryland, 2013	72	30
	Ray Robinson, Maryland, 1999	153	30
	Vince Evans, South Carolina, 1984	158	30
	Wayne McLean, ECU, 1980	176	30
	Billy Ray Vickers, Virginia, 1979	157	30
	T.A. McLendon, Wake Forest, 2004	139	30
17.	Shadrach Thornton, BC, 2012	105	28
	Stan Fritts, South Carolina, 1974	165	28
	T.A. McLendon, Clemson, 2002	178	28

SEASON

Rk.	Name, Team, Year	Yards	Att.
1.	Ted Brown, 1978	1,350	302
2.	Matthew Dayes, 2016	1,166	249
3.	T.A. McLendon, 2002	1,101	245
	Stan Fritts, 1974	1,169	245
5.	Willie Burden, 1971	910	227
6.	Joe McIntosh, 1981	1,190	222
7.	Ted Brown, 1977	1,251	218
8.	Joe McIntosh, 1983	1,081	217
9.	James Washington, 2011	852	212
10.	Tremayne Stephens, 1997	1,142	204
11.	Anthony Barbour, 1992	1,204	199
12.	Vince Evans, 1984	883	198
13.	Ted Brown, 1976	1,088	198
14.	Charlie Bowers, 1968	706	197
15.	Ray Robinson, 2000	788	193
16.	Ray Robinson, 2001	733	190
17.	Scott Smith, 1979	451	189

CAREER

Rk.	Name, Year	Yds.	Att.
1.	Ted Brown, 1975-78	4,602	860
2.	Joe McIntosh, 1981-84	3,642	729
3.	Tremayne Stephens, 1994-97	3,553	680
4.	Ray Robinson, 1998-01	2,781	649
5.	Matthew Dayes, 2013-16	2,856	549
6.	T.A. McLendon, 2002-04	2,479	542
7.	Stan Fritts, 1972-74	2,542	534
8.	Andre Brown, 2005-08	2,539	523
9.	Willie Burden, 1971-73	2,529	491
10.	Billy Ray Vickers, 1976-79	2,189	489
11.	Shadrach Thornton, 2012-15	2,369	483
12.	Ant. Barbour, 1988-89, 91-92	2,575	474
13.	Vince Evans, 1981-85	1,920	467
14.	Toney Baker, 2005-09	2,045	451
15.	Johnny Evans, 1974-77	1,259	430



The late Willie Burden rushed for 1,041 yards in 1973 en route to ACC Player of the Year honors.

16.	Charlie Bowers, 1967-69	1,595	423
17.	Ed Mooney, 1948-50	1,276	388

YARDS PER ATTEMPT

GAME

(min. 8 att.)

Rk.	Name, Game, Year	Att.	Yds.	Avg.
1.	Ted Brown, Syracuse, 1977	10	140	14.0
2.	Matthew Dayes, S. Alabama, 2015	8	104	13.0
3.	Matthew Dayes, W. Forest, 2015	16	205	12.8
4.	Willie Burden, Georgia, 1973	13	160	12.3
5.	Stan Fritts, Nebraska, 1973	11	131	11.9
6.	Aubrey Shaw, W. Carolina, 1990	11	130	11.8
7.	Ray Robinson, Duke, 2001	9	104	11.6
8.	T.A. McLendon, Texas Tch, 2003	10	115	11.5
9.	Dick Christy, Maryland, 1952	14	152	10.86
10.	Bobby Hall, Clemson, 1968	10	108	10.80
11.	Willie Burden, Wake Forest, 1973	18	188	10.4
12.	Dick Christy, Virginia Tech, 1955	12	124	10.3
13.	Dave Buckley, Syracuse, 1972	11	110	10.0
14.	Dick Christy, Furman, 1955	13	126	9.7
15.	Ron Skosnik, S. Carolina, 1964	11	106	9.6
16.	Anthony Barbour, S. Car. 1991	14	133	9.5
17.	Tremayne Stephens, Md, 1997	15	142	9.47

SEASON

(min. 50 att.)

Rk.	Name, Year	Att.	Yds.	Avg.
1.	Dick Christy, 1955	85	602	7.1
2.	Willie Burden, 1973	150	1,014	6.8
3.	Jaylen Samuels, 2015	56	370	6.6
4.	Matthew Dayes, 2015	134	865	6.5
5.	Ted Brown, 1975	142	913	6.4
6.	Tremayne Stephens, 1994	125	791	6.3
7.	Anthony Barbour, 1991	124	769	6.2
8.	Anthony Barbour, 1992	199	1,204	6.1
	Ted Brown, 1977	218	1,251	5.7
10.	Tremayne Stephens, 1997	204	1,142	5.6
11.	Ted Brown, 1976	198	1,088	5.5
	Shadrach Thornton, 2014	164	907	5.5
	Matthew Dayes, 2014	104	573	5.5
14.	Tony Creecy, 2014	52	282	5.4
	Joe McIntosh, 1981	217	1,190	5.4
16.	Ray Robinson, 1998	154	822	5.3

	Andre Brown, 2006	124	658	5.3
18.	Joe McIntosh, 1983	217	1,081	5.0
19.	Billy Ray Vickers, 1977	148	726	4.9

CAREER (min. 200 attempts)

Rk.	Name, Years	Att.	Yds.	Avg.
1.	Roland Hooks, 1972-74	251	1,368	5.45
2.	Ant. Barbour, 1988-90, 91-92	474	2,575	5.43
3.	Ted Brown, 1975-78	860	4,602	5.35
4.	Charley Young, 1971-73	317	1,657	5.227
5.	Tremayne Stephens, 1994-97	680	3,553	5.225
6.	Dick Christy, 1955-57	348	1,817	5.221
7.	Matthew Dayes, 2013-16	549	2,856	5.202
8.	Willie Burden, 1971-73	491	2,529	5.15
9.	Shadrach Thornton, 2012-15	513	2,572	5.01
10.	Joe McIntosh, 1981-84	729	3,642	5.00
11.	Andre Brown, 2005-08	523	2,539	4.85
12.	Stan Fritts, 1972-74	534	2,542	4.76
13.	Rod Brown, 1993-96	300	1,423	4.74
14.	Dick Hunter, 1955-57	254	1,183	4.66
15.	T.A. McLendon, 2002-04	542	2,479	4.57

RUSHING TOUCHDOWNS GAME

Rk.	Name, Year	TD
1.	T.A. McLendon, Texas Tech, 2002	5
	Stan Fritts, Wake Forest, 1972	5
3.	Ted Brown, Clemson, 1975	4
	Dick Christy, South Carolina, 1957	4
5.	24 times by 18 players	3

SEASON

Rk.	Name, Year	TD
1.	T.A. McLendon, 2002	18
2.	Stan Fritts, 1972	16
3.	Scott Smith, 1979	13
	Ted Brown, 1977	13
	Ted Brown, 1976	13
	Stan Fritts, 1973	13
7.	Matthew Dayes, 2015	12
	Ted Brown, 1975	12
	Stan Fritts, 1974	12
10.	Ted Brown, 1978	11
11.	Matthew Dayes, 2016	10
	Ray Robinson, 2001	10
	Ray Robinson, 1998	10
	Tremayne Stephens, 1997	10
15.	Jaylen Samuels, 2015	9
	T.A. McLendon, 2003	9
	Gary Downs, 1993	9
	Bobby Crumpler, 1986	9
	Shadrach Thornton, 2014	9

CAREER

Rk.	Name, Years	TD
1.	Ted Brown, 1975-78	49
2.	Stan Fritts, 1972-74	41
3.	Matthew Dayes, 2013-16	34
4.	T.A. McLendon, 2002-04	33
5.	Ray Robinson, 1998-01	30
6.	Tremayne Stephens, 1994-97	23
	Gary Downs, 1990-93	23
8.	Willie Burden, 1971-73	22
	Andre Brown, 2005-08	22
10.	Joe McIntosh, 1981-84	20
11.	Shadrach Thornton, 2012-15	19
12.	Scott Smith, 1977-79	18

13.	Toney Baker, 2005-09	17
14..	Jaylen Samuels, 2014-pres.	16
	Anthony Barbour, 1988-89, 91-92	16
	Bobby Crumpler, 1986-87	16
	Charlie Young, 1971-73	16
18.	Roman Gabriel, 1959-61	15

100-YARD RUSHING GAMES

SEASON

Rk.	Name, Year	TD
1.	Ted Brown, 1977	9
2.	Matthew Dayes, 2016	8
3.	Ted Brown, 1978	7
	Joe McIntosh, 1981	7
5.	Stan Fritts, 1974	6
	Ted Brown, 1975	6
	Joe McIntosh, 1983	6
	Tremayne Stephens, 1997	6
9.	Willie Burden, 1971	5
	Ted Brown, 1976	5
	T.A. McLendon, 2002	5
	Matthew Dayes, 2015	5

CAREER

Rk.	Name	TD
1.	Ted Brown, 1975-78	27
2.	Joe McIntosh, 1981-84	20
3.	Tremayne Stephens, 1994-97	19
4.	Matthew Dayes, 2013-16	13
5.	Willie Burden, 1971-73	12
6.	Ray Robinson, 1998-01	10
	T.A. McLendon, 2002-04	10
8.	Stan Fritts, 1973-74	9
	Shadrach Thornton, 2012-15	9

10. Charlie Bowers, 1967-69

7

BOLD indicates current player



Powerful runner T.A. McLendon rushed for 18 touchdowns in 2002 - a school record.

100 YARD RUSHER/RECEIVER IN SAME GAME

Year	Opponent	Res, Score	Site	Rusher	Receiver
1971	Virginia	L, 10-14	H	Willie Burden, 31-108	Mike Stultz, 155
1993	Texas Tech	W, 34-29	A	Gary Downs, 22-146	Eddie Goines, 9-123
1994	Virginia	W, 30-27	A	Tremayne Stephens, 18-133	Adrian Hill, 6-187
1994	Duke	W, 24-23	H	Rod Brown, 17-117	Adrian Hill, 3-114
1995	Florida State	L, 17-77	A	Tremayne Stephens, 20-114	Jimmy Grissett, 2-104
1997	Florida State	L, 35-48	A	Tremayne Stephens, 19-100	Torry Holt, 12-168
1997	Maryland	W, 45-28	H	Tremayne Stephens, 15-142	Torry Holt, 6-105
1997	Clemson	L, 17-19	H	Tremayne Stephens, 18-105	Torry Holt, 4-103
1998	Virginia	L, 13-23	A	Ray Robinson, 27-202	Chris Coleman, 9-158
1998	Wake Forest	W, 38-27	H	Ray Robinson, 23-164	Torry Holt, 15-179
1999	Duke	W, 31-24	A	Rahshon Spikes, 26-141	Koren Robinson, 10-129
	Maryland	W, 30-17	H	Ray Robinson, 30-153	Koren Robinson, 7-119
2000	Arkansas St.	W, 38-31	H	Ray Robinson, 27-139	Koren Robinson, 7-115;
				Eric Leak, 9-100	
	Maryland	L, 28-35	A	Ray Robinson, 40-178	Koren Robinson, 8-104
2002	Texas Tech	W, 51-48	A	T.A. McLendon, 32-150	Jerricho Cotchery, 5-145
2003	Virginia	W, 51-37	H	T.A. McLendon, 18-112	Jerricho Cotchery, 7-111
					T.A. McLendon, 11-104
2004	Miami	L, 31-45	H	T.A. McLendon, 22-145	Richard Washington, 6-111
2007	Virginia	W, 29-24	H	Jamelle Eugene, 23-112	Donald Bowers, 11-202
2009	Florida State	L, 42-45	A	Toney Baker, 19-112	Owen Spencer, 5-165
2012	The Citadel	W, 52-14	H	Shadrach Thornton, 21-145	Quintin Payton, 5-100
	Clemson	L, 48-62	A	Shadrach Thornton, 21-114	Tobias Palmer, 7-219
2016	East Carolina	L, 30-33	A	Matthew Dayes, 14-104	Stephen Louis, 3-142
	Wake Forest	W, 33-16	H	Matthew Dayes, 24-125	Stephen Louis, 4-102
	Clemson	L, 17-24	A	Matthew Dayes, 22-106	Jaylen Samuels, 8-100
	Florida State	L, 20-24	H	Matthew Dayes, 23-104	Nyheim Hines, 11-124
	Syracuse	W, 35-20	A	Matthew Dayes, 27-108	Kelvin Harmon, 4-101
	North Carolina	W, 28-21	A	Matthew Dayes, 26-104	Stephen Louis, 4-124

100-YARD RUSHING GAMES BY SEASON

Year	Yds	Name (Att.)	Opponent								
					126	Johnny Evans (15)	Clemson		103	Trem. Stephens (27)	Virginia
1946	111	George Allen (18)	VMI		125	Ted Brown (21)	N. Carolina	1996	153	Trem. Stephens (22)	Wake Forest
1947	128	Charlie Richkus (18)	Clemson		113	Johnny Evans (22)	Maryland		108	Trem. Stephens (23)	Duke
1948	106	Roland Eveland (2)	Davidson	1977	251	Ted Brown (37)	Penn State		106	Trem. Stephens (15)	N. Carolina
1949	184	Ed Mooney (21)	Richmond		140	Ted Brown (10)	Syracuse		105	Trem. Stephens (22)	Alabama
1950	120	Ed Mooney (34)	Davidson		137	Ted Brown (27)	Duke	1997	170	Trem. Stephens (26)	East Carolina
1951	155	Alex Webster (22)	Davidson		122	Ted Brown (21)	Clemson		142	Trem. Stephens (15)	Maryland
	152	Alex Webster (30)	Va Tech		114	Ted Brown (25)	Iowa State		111	Trem. Stephens (25)	Virginia
	118	Jim O'Rourke (23)	Davidson		112	Ted Brown (22)	S. Carolina		105	Trem. Stephens (13)	Georgia Tech
	111	Ted Potts (27)	W&M		110	Ted Brown (23)	Maryland		105	Trem. Stephens (18)	Clemson
1952	138	Alex Webster (21)	W & Lee		108	Ted Brown (16)	Wake Forest		100	Trem. Stephens (19)	Florida State
	121	Don Langston (16)	Geo. Wash.		108	Billy Ray Vickers (16)	Syracuse	1998	202	Ray Robinson (27)	Virginia
	118	Don Langston (20)	W & Lee		106	Billy Ray Vickers (17)	Auburn		176	Rahshon Spikes (24)	Miami
1955	126	Dick Christy (13)	Furman		102	Ted Brown (22)	E. Carolina		164	Ray Robinson (23)	Wake Forest
	124	Dick Christy (12)	Va. Tech		102	Billy Ray Vickers (13)	Virginia		111	Ray Robinson (15)	Maryland
	123	George Marinkov (6)	W & M	1978	198	Ted Brown (33)	Syracuse	1999	153	Ray Robinson (30)	Maryland
	103	Dick Christy (12)	Boston		189	Ted Brown (36)	N. Carolina		141	Rahshon Spikes (26)	Duke
1957	152	Dick Christy (14)	Maryland		158	Ted Brown (33)	W. Virginia		104	Rahshon Spikes (23)	Clemson
	101	Dick Christy (11)	W & M		136	Ted Brown (31)	Wake Forest	2000	178	Ray Robinson (40)	Maryland
	100	Dick Christy (20)	W. Forest		131	Ted Brown (32)	Virginia		139	Ray Robinson (27)	Arkansas St.
1963	133	Mike Clark (12)	W. Forest		124	Ted Brown (23)	E. Carolina		110	Ray Robinson (23)	N. Carolina
1964	106	Ron Skosnik (11)	S. Carolina		120	Ted Brown (28)	Pittsburgh	2001	106	Ray Robinson (21)	Florida State
1965	122	Shelby Mansfield (29)	Virginia	1979	101	Billy Ray Vickers (14)	Virginia		105	Ray Robinson (26)	Virginia
	118	Shelby Mansfield (29)	Iowa		157	Billy Ray Vickers (30)	Virginia		104	Ray Robinson (9)	Duke
1966	149	Don DeArment (25)	N. Carolina		131	Dwight Sullivan (15)	E. Carolina	2002	178	T.A. McLendon (28)	Clemson
	106	Don DeArment (21)	Duke		119	Dwight Sullivan (16)	Duke		164	T.A. McLendon (22)	North Carolina
	105	Don DeArment (21)	Clemson	1980	176	Wayne McLean (30)	E. Carolina		150	T.A. McLendon (32)	Texas Tech
	103	Don DeArment (18)	Wake Forest	1981	220	Joe McIntosh (25)	Wake Forest		117	T.A. McLendon (21)	Massachusetts
1967	101	Tony Barchuk (18)	Wake Forest		167	Joe McIntosh (24)	E. Carolina		114	T.A. McLendon (27)	Florida State
1968	128	Charlie Bowers (27)	S. Carolina		137	Joe McIntosh (32)	Penn State	2003	115	T.A. McLendon (10)	Texas Tech
	113	Charlie Bowers (28)	Maryland		131	Joe McIntosh (19)	Richmond		112	T.A. McLendon (18)	Virginia
	108	Bobby Hall (10)	Clemson		127	Joe McIntosh (23)	Maryland	2004	145	T.A. McLendon (22)	Miami
	106	Charlie Bowers (20)	Virginia		124	Joe McIntosh (20)	S. Carolina		139	T.A. McLendon (30)	Wake Forest
1969	127	Charlie Bowers (28)	S. Carolina		112	Larmont Lawson (24)	Virginia		117	T.A. McLendon (19)	North Carolina
	116	Leon Mason (13)	Maryland		106	Joe McIntosh (22)	N. Carolina	2005	248	Andre Brown (32)	S. Mississippi
	113	Charlie Bowers (17)	Houston	1982	158	Mike Miller (23)	S. Carolina		179	Andre Brown (26)	Florida State
	107	Charlie Bowers (25)	Duke		133	Joe McIntosh (27)	Duke	2006	174	Toney Baker (34)	Clemson
	102	Charlie Bowers (29)	N. Carolina		130	Joe McIntosh (24)	Furman		125	Andre Brown (15)	App. State
1971	198	Willie Burden (34)	Kent State		118	Joe McIntosh (34)	E. Carolina		113	Andre Brown (18)	Florida State
	145	Willie Burden (17)	Clemson		113	Joe McIntosh (20)	Clemson	2007	133	Andre Brown (21)	Wofford
	124	Willie Burden (29)	Wake Forest		100	Mike Miller (14)	Duke		101	Jamelle Eugene (14)	Florida State
	108	Willie Burden (31)	Virginia	1983	160	Joe McIntosh (21)	E. Carolina		112	Jamelle Eugene (23)	Virginia
	100	Mike Stultz (16)	Clemson		149	Joe McIntosh (25)	App. St.		149	Jamelle Eugene (32)	North Carolina
1972	133	Stan Fritts (24)	Duke		146	Joe McIntosh (27)	Duke	2008	101	Andre Brown (21)	South Carolina
	130	Stan Fritts	S. Carolina		124	Joe McIntosh (19)	Clemson	2009	112	Toney Baker (19)	Florida State
	116	Willie Burden (20)	W. Virginia		118	Joe McIntosh (27)	Wake Forest	2010	NONE		
	110	Dave Buckey (11)	Syracuse		110	Joe McIntosh (15)	The Citadel	2011	131	James Washington (20)	Georgia Tech
	107	Willie Burden (13)	Maryland	1984	201	Vince Evans (27)	E. Carolina		114	Curtis Underwood (14)	Liberty
	106	Charley Young (16)	Clemson		158	Vince Evans (30)	S. Carolina		110	James Washington (27)	North Carolina
1973	188	Willie Burden (18)	Wake Forest		138	Joe McIntosh (27)	Ga. Tech		109	James Washington (25)	C. Michigan
	160	Willie Burden (13)	Georgia		131	Joe McIntosh (26)	N. Carolina	2012	145	Shadrach Thornton (21)	Citadel
	135	Charley Young (15)	Clemson		122	Joe Greene (14)	Ohio		120	Tony Creecy (19)	Miami
	134	Charley Young (18)	Penn State		119	Joe Greene (19)	E. Carolina		114	Shadrach Thornton (21)	Clemson
	131	Stan Fritts (11)	Nebraska		107	Joe McIntosh (15)	Ohio		110	Shadrach Thornton (27)	W. Forest
	122	Willie Burden (18)	S. Carolina	1985	133	Vince Evans (19)	Furman		105	Shadrach Thornton (28)	Boston College
	119	Willie Burden (21)	Clemson	1986	107	Bobby Crumpler (19)	S. Carolina	2013	173	Shadrach Thornton (23)	Florida State
	107	Charley Young (19)	S. Carolina	1988	136	Tyrone Jackson (21)	East Tenn St.		105	Brandon Mitchell (21)	North Carolina
	101	Willie Burden (13)	Virginia	1989	129	Tyrone Jackson (24)	Kent State		103	Shadrach Thornton (26)	Duke
1974	165	Stan Fritts (28)	S. Carolina	1990	130	Aubrey Shaw (11)	W. Carolina	2014	167	Shadrach Thornton (14)	North Carolina
	164	Stan Fritts (26)	Clemson		113	Gary Downs (23)	S. Carolina		110	Shadrach Thornton (16)	Wake Forest
	120	Roland Hooks (14)	Clemson	1991	171	Anthony Barbour (24)	Maryland	2015	205	Matthew Dayes (16)	Wake Forest
	114	Stan Fritts (26)	E. Carolina		135	Anthony Barbour (18)	Kent State		128	Jacoby Brissett (20)	North Carolina
	112	Stan Fritts (26)	Penn State		133	Anthony Barbour (14)	S. Carolina		126	Matthew Dayes (21)	Troy
	111	Stan Fritts (21)	Virginia	1992	189	Anthony Barbour (25)	Texas Tech		116	Matthew Dayes (24)	E. Kentucky
	102	Stan Fritts (21)	Arizona St.	1993	146	Gary Downs (22)	Texas Tech		111	Shadrach Thornton (12)	S. Alabama
1975	227	Ted Brown (24)	Clemson		102	Gary Downs (13)	Michigan		108	Matthew Dayes (20)	Old Dominion
	164	Ted Brown (23)	S. Carolina	1994	189	Trem. Stephens (20)	Wake Forest		104	Matthew Dayes (8)	S. Alabama
	159	Ted Brown (21)	W. Virginia		133	Trem. Stephens (18)	Virginia	2016	138	Matthew Dayes (23)	William & Mary
	148	Ted Brown (31)	Penn State		131	Trem. Stephens (24)	Maryland		125	Matthew Dayes (24)	Wake Forest
	121	Ted Brown (17)	Indiana		125	Rod Brown (15)	Maryland		126	Matthew Dayes (23)	Notre Dame
	106	Ted Brown (18)	N. Carolina		121	Trem. Stephens (17)	Fla. St.		108	Matthew Dayes (27)	Syracuse
	100	Johnny Evans (23)	Wake Forest		117	Rod Brown (17)	Duke		106	Matthew Dayes (22)	Clemson
1976	170	Ted Brown (22)	Mich. St.		114	Brian Fitzgerald (18)	W. Carolina		104	Matthew Dayes (23)	Florida State
	159	Ted Brown (23)	Furman	1995	121	Trem. Stephens (15)	Duke		104	Matthew Dayes (14)	East Carolina
	147	Ted Brown (24)	Clemson		114	Trem. Stephens (20)	Florida State		104	Matthew Dayes (26)	North Carolina
	141	Ted Brown (23)	Indiana		105	Trem. Stephens (21)	Miss. State				

PASSING YARDS

GAME

Rk.	Name, Game, Year	Cmp.	Att.	Yds
1.	Shane Montgomery, Duke, 1989	37	73	535
2.	Mike Glennon, Clemson, 2012	29	53	493
3.	Philip Rivers, Kansas, 2003	37	45	475
4.	Jamie Barnette, Baylor, 1998	24	55	469
5.	Shane Montgomery, Duke, 1987	29	46	468
6.	Mike Glennon, UNC, 2012	29	52	467
7.	Mike Glennon, Miami, 2012	24	42	440
8.	Philip Rivers, W. Forest, 2003	38	49	433
9.	Philip Rivers, UNC, 2003	23	30	423
10.	Philip Rivers, Fla. State, 2003	28	38	422
11.	Philip Rivers, Duke, 2000	32	50	413
12.	Philip Rivers, Virginia, 2003	29	34	410
13.	Shane Montgomery, UVA, 1987	30	54	402
14.	Philip Rivers, Indiana, 2000	31	52	401
15.	Philip Rivers, Ark. St., 2000	29	57	397
16.	Terry Harvey, Clemson, 1995	30	54	395
17.	Mike Glennon, Vanderbilt	35	53	383
18.	Jamie Barnette, Duke, 1998	18	34	379
19.	Jamie Barnette, Clemson, 1998	20	33	374
20.	Philip Rivers, Clemson, 2000	21	48	370
21.	Philip Rivers, Duke, 2003	23	31	369
22.	Russell Wilson, Georgia Tech, 2010	28	41	368
23.	Philip Rivers, Duke, 2002	26	37	364
24.	Russell Wilson, Va. Tech, 2010	21	49	362
25.	Jacoby Brissett, Florida St, 2014	32	48	359

SEASON

Rk.	Name, Year	Cmp.	Att.	Yards
1.	Philip Rivers, 2003	348	483	4,491
2.	Mike Glennon, 2012	330	564	4,031
3.	Russell Wilson, 2010	308	527	3,563
4.	Philip Rivers, 2002	262	418	3,353
5.	Jamie Barnette, 1998	193	377	3,169
6.	Ryan Finley, 2016	243	402	3,059
7.	Philip Rivers, 2000	237	441	3,054
	Mike Glennon, 2011	283	453	3,054
9.	Russell Wilson, 2009	224	378	3,027
10.	Jacoby Brissett, 2015	237	395	2,662
11.	Shane Montgomery, 1989	217	395	2,632
12.	Jacoby Brissett, 2014	221	370	2,606
13.	Philip Rivers, 2001	240	368	2,586
14.	Erik Kramer, 1985	189	329	2,510
15.	Jamie Barnette, 1997	171	302	2,378
16.	Jamie Barnette, 1999	171	338	2,320
17.	Jay Davis, 2004	175	313	2,104
18.	Terry Harvey, 1995	155	279	2,099
19.	Tim Esposito, 1983	190	323	2,096
20.	Erik Kramer, 1986	145	277	2,092
21.	Daniel Evans, 2007	194	339	2,030
22.	Terry Jordan, 1992	164	256	1,963
23.	Russell Wilson, 2008	150	275	1,955

CAREER

Rk.	Name, Year	Cmp.	Att.	Yards
1.	Philip Rivers, 2000-03	1,087	1,710	13,484
2.	Jamie Barnette, 1996-99	637	1,243	9,461
3.	Russell Wilson, 2008-10	682	1,180	8,545
4.	Mike Glennon, 2009-12	646	1,069	7,411
5.	Terry Harvey, 1991, 93-95	442	785	5,925
6.	Shane Montgomery, 1987-89	421	746	5,298
7.	Jacoby Brissett, 2014-15	458	765	5,268
8.	Erik Kramer, 1985-86	334	616	4,602
9.	Dave Buckey, 1972-75	303	524	4,286
10.	Daniel Evans, 2005-08	370	681	4,004
11.	Tim Esposito, 1983-84	333	585	3,847
12.	Terry Jordan, 1989-92	303	504	3,695
13.	Jay Davis, 2002-05	301	522	3,548
14.	Tol Avery, 1980-82	294	547	3,335
15.	Ryan Finley, 2016-pres.	243	402	3,059
16.	Bruce Shaw, 1971-73	184	396	2,999
17.	Roman Gabriel, 1959-61	285	506	2,951



Russell Wilson threw for 76 touchdowns in three years with the Wolfpack.

PASS COMPLETIONS

GAME

Rk.	Name, Game, Year	Att.	Yards	Cmp
1.	Philip Rivers, W. Forest, 2003	49	433	38
	Russell Wilson, Boston Coll. 2010	51	328	38
3.	Philip Rivers, Kansas, 2003	45	475	37
	Shane Montgomery, Duke, 1989	73	535	37
5.	Mike Glennon, Md, 2011	55	306	36
	Philip Rivers, Ohio State, 2003	52	315	36
7.	Mike Glennon, Vanderbilt, 2012	53	383	35
8.	Philip Rivers, Duke, 2000	50	413	32
	Jacoby Brissett, Florida St., 2014	48	359	32
10.	Russell Wilson, Maryland, 2010	60	311	31
	Philip Rivers, Indiana, 2000	52	401	31
	Philip Rivers, Georgia Tech, 2003	46	344	31
	Tim Esposito, UNC, 1983	48	294	31
14.	Mike Glennon, Florida St., 2012	55	259	30
	Terry Harvey, Clemson, 1995	54	395	30
	Shane Montgomery, Clemson, 1989	56	297	30
	Shane Montgomery, Virginia, 1987	54	402	30
18.	Mike Glennon, Clemson, 2012	53	493	29
	Philip Rivers, Ark. St., 2000	57	397	29
	Philip Rivers, Virginia, 2003	34	410	29
	Shane Montgomery, Duke, 1987	46	468	29
	Daniel Evans, East Carolina, 2007	44	335	29
23.	Jacoby Brissett, Ga Southern, 2014	40	291	28
	Russell Wilson, W. Virginia, 2010	45	275	28
	Philip Rivers, Virginia, 2002	47	236	28
	Philip Rivers, Florida St. 2003	38	442	28
	Erik Kramer, Maryland, 1985	43	324	28
	Mike Glennon, BC, 2011	40	220	28
	Brandon Mitchell, ECU, 2013	44	312	28

SEASON

Rk.	Name, Year	Att.	Yards	Cmp.
1.	Philip Rivers, 2003	483	4,491	348
2.	Mike Glennon, 2012	564	4,031	330
3.	Russell Wilson, 2010	527	3,563	308
4.	Mike Glennon, 2011	453	3,054	283
5.	Philip Rivers, 2002	418	3,353	262
6.	Ryan Finley, 2016	402	3,059	243
7.	Philip Rivers, 2001	368	2,586	240
8.	Philip Rivers, 2000	441	3,054	237
	Jacoby Brissett, 2015	395	2,662	237

10.	Russell Wilson, 2009	378	3,027	224
11.	Jacoby Brissett, 2014	370	2,606	221
12.	Shane Montgomery, 1989	295	2,632	217
13.	Daniel Evans, 2007	339	2,030	194
14.	Jamie Barnette, 1998	377	3,169	193
15.	Tim Esposito, 1983	323	2,096	190
16.	Erik Kramer, 1985	339	2,510	189
17.	Jay Davis, 2004	313	2,104	175
18.	Jamie Barnette, 1997	302	2,378	171
	Jamie Barnette, 1999	338	2,320	171
20.	Terry Jordan, 1992	256	1,963	164
21.	Daniel Evans, 2006	307	1,843	163
22.	Terry Harvey, 1995	279	2,099	155
23.	Russell Wilson, 2008	275	1,955	150

CAREER

Rk.	Name, Years	Att.	Yards	Cmp.
1.	Philip Rivers, 2000-2003	1,710	13,484	1,087
2.	Russell Wilson, 2008-10	1,180	8,545	682
3.	Mike Glennon, 2009-12	1,069	7,411	646
4.	Jamie Barnette, 1996-99	1,243	9,461	637
5.	Jacoby Brissett, 2014-15	765	5,268	458
6.	Terry Harvey, 1991, 93-95	785	5,925	442
7.	Shane Montgomery, 1987-89	746	5,298	421
8.	Daniel Evans, 2005-08	681	4,004	370
9.	Erik Kramer, 1985-86	616	4,682	334
10.	Tim Esposito, 1983-84	585	3,847	333
11.	Terry Jordan, 1989-92	504	3,695	303
	Dave Buckey, 1972-75	524	4,286	303
13.	Jay Davis, 2002-05	522	3,548	301
14.	Tol Avery, 1980-82	547	3,335	294
15.	Roman Gabriel, 1959-61	506	2,951	285
16.	Ryan Finley, 2016-pres.	402	3,059	243
17.	Jacoby Brissett, 2014-2015	370	2,606	221
18.	Geoff Bender, 1991-94	427	2,713	218

PASS ATTEMPTS

GAME

Rk.	Name, Game, Year	Cmp.	Yards	Att.
1.	Shane Montgomery, Duke, 1989	37	535	73
2.	Russell Wilson, Maryland, 2010	28	275	60
3.	Philip Rivers, Arkansas St. 2000	29	397	57
4.	Shane Montgomery, Clemson, 1989	30	297	56
	Daniel Evans, W. Forest, 2007	24	286	56
6.	Mike Glennon, Florida St., 2012	30	259	55
	Jamie Barnette, Baylor, 1998	24	469	55
	Mike Glennon, Md, 2011	36	306	55
9.	Terry Harvey, Clemson, 1995	30	395	54
	Shane Montgomery, UVA., 1987	30	402	54
11.	Mike Glennon, Clemson, 2012	29	493	53
	Mike Glennon, Vanderbilt, 2012	35	383	53
13.	Mike Glennon, UNC, 2012	29	467	52
	Russell Wilson, ECU, 2010	26	322	52
	Philip Rivers, Indiana, 2000	31	401	52
	Philip Rivers, Ohio State, 2003	36	315	52
17.	Russell Wilson, Boston Coll. 2010	38	328	51
18.	Philip Rivers, Duke, 2000	32	413	50
	Harrison Beck, Boston Col, 2007	26	321	50
20.	Russell Wilson, Va. Tech, 2010	21	362	49
	Philip Rivers, W. Forest, 2003	38	433	49
22.	Jacoby Brissett, Florida St., 2014	32	359	48
	Philip Rivers, Clemson, 2000	21	370	48
	Tim Esposito, UNC, 1983	31	294	48
25.	Philip Rivers, Virginia, 2002	28	236	47
	Mike Glennon, Maryland, 2012	23	307	47
	Jacoby Brissett, Florida State, 2015	27	209	47

SEASON

Rk.	Name, Year	Cmp.	Yards	Att.
1.	Mike Glennon, 2012	330	4,031	564
2.	Russell Wilson, 2010	308	3,563	527
3.	Philip Rivers, 2003	348	4,491	483
4.	Mike Glennon, 2011	283	3,054	453
5.	Philip Rivers, 2000	237	3,054	441
6.	Philip Rivers, 2002	262	3,353	418

7. Ryan Finley, 2016	243	3,059	402
8. Jacoby Brissett, 2015	237	2,662	395
Shane Montgomery, 1989	217	2,632	395
10. Russell Wilson, 2009	224	3,027	378
11. Jamie Barnette, 1998	193	3,169	377
12. Jacoby Brissett, 2014	221	2,606	370
13. Philip Rivers, 2001	240	2,586	368
14. Erik Kramer, 1985	189	2,510	339
Daniel Evans, 2007	194	2,030	339
16. Jamie Barnette, 1999	171	2,320	338
17. Tim Esposito, 1983	190	2,096	323
18. Jay Davis, 2004	175	2,104	313
19. Daniel Evans, 2006	163	1,843	307
20. Jamie Barnette, 1997	171	2,378	302
21. Terry Harvey, 1995	155	2,099	279
22. Erik Kramer, 1986	145	2,092	277
23. Russell Wilson, 2008	150	1,955	275

CAREER

Rk.	Name, Years	Comp.	Yards	Att.
1.	Philip Rivers, 2000-2003	1,087	13,484	1,710
2.	Jamie Barnette, 1996-99	637	9,461	1,243
3.	Russell Wilson, 2008-10	682	8,545	1,180
4.	Mike Glennon, 2009-12	646	7,411	1,069
5.	Terry Harvey, 1991, 93-95	442	5,925	785
6.	Jacoby Brissett, 2014-15	458	5,268	765
7.	Shane Montgomery, 1987-89	421	5,298	746
8.	Daniel Evans, 2005-08	370	4,004	681
9.	Erik Kramer, 1985-86	334	4,602	616
10.	Tim Esposito, 1983-84	333	3,847	585
11.	Tol Avery, 1980-82	294	3,355	547
12.	Dave Buckey, 1972-75	303	4,286	524
13.	Jay Davis, 2002-05	301	3,548	522
14.	Roman Gabriel, 1959-61	285	2,951	506
15.	Terry Jordan, 1989-92	303	3,695	504
16.	Geoff Bender, 1991-94	278	2,713	427

TOUCHDOWNS

GAME

Rk.	Name, Game, Year	TD
1.	Mike Glennon, UNC, 2012	5
	Mike Glennon, Clemson, 2012	5
	Russell Wilson, Florida State, 2009	5
	Philip Rivers, Kansas, 2003	5
	Philip Rivers, Indiana, 2000	5
	Philip Rivers, Navy, 2002	5
	Terry Harvey, Wake Forest, 1995	5
	Mike Glennon, Maryland, 2011	5
9.	Mike Glennon, Miami, 2012	4
	Mike Glennon, South Alabama, 2011	4
	Russell Wilson, Western Carolina, 2010	4
	Russell Wilson, Murray State, 2009	4
	Russell Wilson, Gardner Webb, 2009	4
	Russell Wilson, Pittsburgh, 2009	4
	Russell Wilson, UNC, 2009	4
	Jay Davis, Miami, 2004	4
	Philip Rivers, Ohio State, 2003	4
	Philip Rivers, Virginia, 2003	4
	Philip Rivers, Florida State, 2003	4
	Philip Rivers, Massachusetts, 2002	4
	Philip Rivers, Duke, 2001	4
	Philip Rivers, Clemson, 2001	4
	Jamie Barnette, Clemson, 1999	4
	Jamie Barnette, Clemson, 1998	4
	Jamie Barnette, Florida State, 1997	4
	Jamie Barnette, Maryland, 1997	4
	Terry Harvey, Texas Tech, 1993	4
	Brandon Mitchell, ECU, 2013	4

SEASON

Rk.	Name, Year	TD
1.	Philip Rivers, 2003	34
2.	Russell Wilson, 2009	31
	Mike Glennon, 2011	31
	Mike Glennon, 2012	31

5. Russell Wilson, 2010	28
6. Philip Rivers, 2000	25
7. Jacoby Brissett, 2014	23
8. Jacoby Brissett, 2015	20
Philip Rivers, 2002	20
10. Jamie Barnette, 1997	19
11. Ryan Finley, 2016	18
Jamie Barnette, 1998	18
13. Russell Wilson, 2008	17
14. Philip Rivers, 2001	16
Terry Harvey, 1995	16
Shane Montgomery, 1989	16
Erik Kramer, 1985	16
18. Terry Harvey, 1993	14
Erik Kramer, 1986	14
20. Jamie Barnette, 1999	13
21. Jay Davis, 2004	12

CAREER

Rk.	Name, Years	TD
1.	Philip Rivers, 2000-03	95
2.	Russell Wilson, 2008-10	76
3.	Mike Glennon, 2009-12	63
4.	Jamie Barnette, 1996-99	59
5.	Jacoby Brissett, 2014-15	43
6.	Terry Harvey, 1991, 93-95	38
7.	Shane Montgomery, 1987-89	31
8.	Erik Kramer, 1985-86	30
9.	Dave Buckey, 1972-75	22
10.	Geoff Bender, 1991-94	19
	Terry Jordan, 1989-92	19
	Roman Gabriel, 1959-61	19
	Jay Davis, 2002-05	19
14.	Ryan Finley, 2016-pres.	18
	Tim Esposito, 1983-84	18
	Daniel Evans, 2005-08	18
16.	Tol Avery, 1980-82	17
17.	Bruce Shaw, 1971-73	16

YARDS PER COMPLETION

GAME

Rk.	Name, Game, Year	Yards	Comp.	Avg.
1.	Philip Rivers, Navy, 2002	309	10	30.90
2.	Jamie Barnette, Virginia, 1999	263	11	23.91
3.	Jamie Barnette, Duke, 1998	379	18	21.05
4.	Russell Wilson, Miami, 2008	220	11	20.00
5.	Jamie Barnette, Baylor, 1998	469	24	19.54
6.	Jamie Barnette, Clemson, 1998	374	20	18.70
7.	Philip Rivers, N. Mexico, 2002	276	15	18.40
8.	Philip Rivers, UNC, 2003	423	23	18.39
9.	Mike Glennon, Miami, 2012	440	24	18.33
10.	Philip Rivers, Clemson, 2000	370	21	17.62
11.	Russell Wilson, Fla. St., 2009	349	20	17.45
12.	Russell Wilson, Va. Tech, 2010	362	21	17.24
13.	Philip Rivers, SMU, 2000	262	16	16.93
14.	Philip Rivers, Maryland, 2003	276	16	17.25
15.	Terry Harvey, Wake Forest, 1995	326	19	17.16
16.	Ryan Finley, Syracuse, 2016	340	20	17.00
	Mike Glennon, Clemson	493	29	17.00
18.	Jamie Barnette, Fla. St., 1998	287	17	16.88
19.	Russell Wilson, Duke, 2008	218	13	16.77
20.	Erik Kramer, Maryland, 1986	297	18	16.50
21.	Erik Kramer, UNC, 1986	279	17	16.41
	Russell Wilson, UNC, 2008	279	17	16.41

SEASON

Rk.	Name, Year	Yards	Comp.	Avg.
1.	Bruce Shaw, 1972	1,708	91	18.77
2.	Jamie Barnette, 1998	3,169	193	16.42
3.	Jamie Barnette, 1996	1,594	102	15.63
4.	Dave Buckey, 1973	762	49	15.55
5.	Scott Smith, 1978	741	50	14.82
6.	Johnny Evans, 1977	1,357	93	14.59
7.	Scott Smith, 1979	1,093	75	14.57
8.	Dave Buckey, 1974	1,481	105	14.10

9. Terry Harvey, 1993	1,837	131	14.02
10. Jamie Barnette, 1997	2,378	171	13.91
11. Jose Laureano, 1996	750	55	13.63
12. Jamie Barnette, 1999	2,320	171	13.57
13. Terry Harvey, 1995	2,099	155	13.54
14. Russell Wilson, 2009	3,027	224	13.51
15. Dave Buckey, 1975	1,511	113	13.37

CAREER

Rk.	Name, Years	Yards	Comp.	Avg.
1.	Bruce Shaw, 1971-73	2,999	184	16.30
2.	Alex Webster, 1950-52	636	41	15.51
3.	Scott Smith, 1977-79	1,884	126	14.95
4.	Jamie Barnette, 1996	9,461	637	14.85
5.	Carl Wyles, 1952-53	365	25	14.60
6.	Dave Buckey, 1972-75	4,286	303	14.15
7.	Dennis Britt, 1967-71	575	41	14.02
8.	Erik Kramer, 1985-86	4,602	334	13.78
9.	Johnny Evans, 1974-77	2,509	183	13.71
10.	Eddie West, 1952-55	1,845	135	13.67
11.	Terry Harvey, 1991, 93-95	5,925	442	13.41

YARDS PER ATTEMPT

GAME

Rk.	Name, Game, Year	Yards	Att.	Avg.
1.	Philip Rivers, Navy, 2002	309	15	20.60
2.	Philip Rivers, UNC, 2003	423	30	14.10
3.	Philip Rivers, ETSU, 2002	145	12	12.08
4.	Philip Rivers, Virginia, 2003	310	34	12.06
5.	Philip Rivers, Duke, 2003	31	369	11.90
6.	Ryan Finley, Syracuse, 2016	29	340	11.72
7.	Philip Rivers, Texas Tech, 2003	257	22	11.68
8.	Jamie Barnette, Clemson, 1998	374	33	11.33
9.	Philip Rivers, SMU, 2000	271	24	11.29
10.	Jamie Barnette, Duke, 1998	379	34	11.15
11.	Philip Rivers, Florida St., 2003	422	38	11.10
12.	Russ. Wilson, Murr. St., 2009	228	15	10.85
13.	Philip Rivers, WCU, 2003	320	30	10.67
14.	Philip Rivers, Kansas, 2003	475	45	10.56
15.	Mike Glennon, Miami, 2012	330	42	10.48
16.	Philip Rivers, N. Mex., 2002	276	27	10.22

SEASON

Rk.	Name, Year	Yards	Att.	Avg.
1.	Bruce Shaw, 1972	1,705	175	9.76
2.	Philip Rivers, 2003	4,491	483	9.30
3.	Dave Buckey, 1974	1,481	162	9.14
4.	Jamie Barnette, 1998	3,169	377	8.41
5.	Philip Rivers, 2002	3,353	418	8.02
6.	Russell Wilson, 2009	3,027	378	8.01
7.	Scott Smith, 1979	1,093	138	7.92
8.	Jamie Barnette, 1997	2,378	302	7.87
9.	Terry Harvey, 1993	1,837	235	7.82
10.	Shane Montgomery, 1988	1,522	198	7.69
11.	Terry Jordan, 1992	1,963	256	7.66
12.	Ryan Finley, 2016	2,059	402	7.61
13.	Erik Kramer, 1986	2,092	277	7.55
14.	Dave Buckey, 1973	762	101	7.54
15.	Terry Harvey, 1995	2,099	279	7.52
16.	Dave Buckey, 1975	1,511	201	7.52

CAREER

Rk.	Name, Year	Yards	Att.	Avg.
1.	Dave Buckey, 1972-75	4,286	524	8.18
2.	Philip Rivers, 2000-03	13,484	1710	7.88
3.	Scott Smith, 1977-79	1,884	241	7.82
4.	Ryan Finley, 2016-pres.	3,059	402	7.61
	Jamie Barnette, 1996-99	9,461	1,243	7.61
6.	Bruce Shaw, 1971-73	2,999	396	7.57
7.	Terry Harvey, 1991, 93-95	5,925	785	7.55
8.	Erik Kramer, 1985-86	4,602	616	7.47
9.	Terry Jordan, 1989-92	3,695	504	7.33
10.	Russ. Wilson, 2008-10	8,545	1,180	7.24
11.	Shane Montgomery, 1987-89	5,298	746	7.10



12.	Jose Laureano, 1995-96	1,105	160	6.91
13.	Mike Glennon, 2009-12	7,411	1,069	6.9
14.	Tim Esposito, 1983-84	3,847	585	6.58
15.	Geoff Bender, 1991-94	2,713	427	6.35
16.	Johnny Evans, 1974-77	2,509	397	6.32

COMPLETION PERCENTAGE SEASON

(min. 100 att.)				
Rk.	Name, Year	Comp.	Att.	Pct.
1.	Philip Rivers, 2003	348	483	.721
2.	Philip Rivers, 2001	240	368	.652
3.	Dave Buckey, 1974	105	162	.648
4.	Terry Jordan, 1992	164	256	.641
5.	Philip Rivers, 2002	262	418	.627
6.	Mike Glennon, 2011	283	453	.625
7.	Shane Montgomery, 1988	123	198	.621
8.	Roman Gabriel, 1959	81	134	.605
9.	Ryan Finley, 2016	243	402	.604
10.	Pete Thomas, 2013	149	247	.603
11.	Jacoby Brissett, 2015	237	395	.600
	Dave Buckey, 1972	36	60	.600
	Jay Davis, 2005	108	180	.600
14.	Jacoby Brissett, 2014	221	370	.597
15.	Russell Wilson, 2009	224	378	.592
16.	Tim Esposito, 1963	190	323	.588
17.	Mike Glennon, 2012	330	564	.585
18.	Russell Wilson, 2010	308	527	.584
19.	Terry Harvey, 1994	116	199	.583
20.	Daniel Evans, 2007	194	339	.572

CAREER

(min. 400 att.)				
Rk.	Name, Years	Comp.	Att.	Pct.
1.	Philip Rivers, 2000-03	1,087	1,710	.636
2.	Ryan Finley, 2016-pres.	243	402	.604
	Mike Glennon, 2009-12	646	1,069	.604
4.	Terry Jordan, 1989-92	303	504	.601
5.	Jacoby Brissett, 2014-15	458	765	.599
6.	Russell Wilson, 2008-10	682	1,180	.578
	Dave Buckey, 1972-75	303	524	.578
8.	Jay Davis, 2002-05	301	522	.577
9.	Tim Esposito, 1983-84	333	585	.569
10.	Shane Montgomery, 1987-89	421	746	.565
11.	Roman Gabriel, 1959-61	285	506	.563
12.	Terry Harvey, 1991, 93-95	442	785	.563
13.	Daniel Evans, 2005-08	370	681	.543
14.	Erik Kramer, 1985-86	334	616	.542
15.	Tol Avery, 1980-82	294	547	.537
16.	Jamie Barnette, 1996-99	637	1,243	.512

300-YARD GAMES

SEASON

Rk.	Name, Year	Games
1.	Philip Rivers, 2003	9
2.	Russell Wilson, 2010	8
3.	Philip Rivers, 2000	5
	Mike Glennon, 2012	5
5.	Ryan Finley, 2016	4
	Jamie Barnette, 1998	4
	Russell Wilson, 2009	4
8.	Philip Rivers, 2002	3
	Mike Glennon, 2011	3
10.	Philip Rivers, 2001	2
	Terry Harvey, 1995	2
	Terry Harvey, 1993	2
	Erik Kramer, 1985	2
	Shane Montgomery, 1987	2
	Daniel Evans, 2007	2
16.	Jacoby Brissett, 2014	1
	Jamie Barnette, 1999	1
	Terry Jordan, 1992	1
	Shane Montgomery, 1989	1

Shane Montgomery, 1988	1
Johnny Evans, 1977	1
Dave Buckey, 1974	1

CAREER

Rk.	Name, Years	Games
1.	Philip Rivers, 2000-03	19
2.	Russell Wilson, 2009-10	12
3.	Mike Glennon, 2009-12	8
4.	Jamie Barnette, 1996-99	5
5.	Ryan Finley, 2016-pres.	4
	Terry Harvey, 1991, 93-95	4
	Shane Montgomery, 1987-89	4
8.	Erik Kramer, 1985-86	2
	Daniel Evans, 2005-08	2
10.	Jacoby Brissett, 2014-2015	1
	Terry Jordan, 1989-92	1
	Johnny Evans, 1974-77	1
	Dave Buckey, 1972-75	1

INTERCEPTION AVOIDANCE

SEASON (min. 100 att.)

Rk.	Name	Year	Att.	INT	Pct.
1.	Russell Wilson	2008	275	1	0.36
2.	Jacoby Brissett	2014	370	5	1.35
3.	Philip Rivers	2003	483	7	1.45
4.	Jacoby Brissett	2015	395	6	1.52
5.	Philip Rivers	2001	368	7	1.90
6.	Ryan Finley	2016	402	8	1.99
7.	Philip Rivers	2000	441	10	2.27
8.	Philip Rivers	2002	418	10	2.39
9.	Mike Glennon	2011	453	12	2.65

	Jamie Barnette	1996	226	6	2.65
11.	Russell Wilson	2010	527	14	2.66
	Jamie Barnette	1999	338	9	2.66
13.	Terry Jordan	1990	179	5	2.79
14.	Russell Wilson	2009	378	11	2.91
15.	Jamie Barnette	1998	377	11	2.92
16.	Dave Buckey	1973	101	3	2.97
17.	Mike Glennon	2012	564	17	3.01
18.	Terry Jordan	1992	256	8	3.13
19.	Erik Kramer	1985	339	12	3.54
20.	Daniel Evans	2006	307	11	3.58

CAREER

Rk.	Name	Years	Att.	INT	Pct.
1.	Jacoby Brissett	2014-15	765	11	1.44
2.	Ryan Finley	2016-pres.	402	8	1.99
	Philip Rivers	2000-03	1,710	34	1.99
4.	Russell Wilson	2008-10	1,180	26	2.20
5.	Mike Glennon	2009-12	1,069	31	2.90
6.	Terry Jordan	1989-92	504	15	2.98
7.	Jose Laureano	1995-96	160	5	3.13
8.	Jamie Barnette	1996-99	1,243	40	3.22
9.	Pete Thomas	2013	247	9	3.64
10.	Terry Harvey	1991-95	793	30	3.78
11.	Brandon Mitchell	2013	151	6	3.97
12.	Daniel Evans	2006-08	681	29	4.26
13.	Erik Kramer	1985-86	583	25	4.29
14.	Preston Poag	1987-90	264	12	4.55
15.	Jay Davis	2002-05	522	24	4.60
16.	Shane Montgomery	1987-89	746	35	4.69
17.	Geoff Bender	1991-94	416	20	4.81
18.	Dave Buckey	1972-75	524	26	4.96
19.	Tim Esposito	1983-84	585	30	5.13
20.	Johnny Evans	1974-77	397	22	5.54

BOLD FACE indicates current player

PASSING EFFICIENCY

SEASON

Rk.	Name	Cmp	Att	Cmp %	Int	Yds	Yds/Att.	TD	Rating
1.	Philip Rivers, 2003	348	483	.720	7	4,491	9.3	34	170.49
2.	Russell Wilson, 2009	224	378	.592	11	3,027	8.0	31	147.77
3.	Philip Rivers, 2002	262	441	.594	11	3,353	7.6	20	141.07
4.	Dave Buckey, 1974	105	162	.648	7	1,481	9.1	8	149.26
5.	Jacoby Brissett, 2014	221	370	.597	5	2,606	7.0	23	136.70
6.	Mike Glennon, 2011	283	453	.625	12	3,054	6.7	31	136.39
7.	Ryan Finley, 2016	243	402	.604	8	3,059	7.6	18	135.16
8.	Philip Rivers, 2001	240	368	.652	8	2,586	7.0	16	134.79
9.	Russell Wilson, 2008	139	252	.552	1	1,769	7.0	16	134.28
10.	Terry Harvey, 1993	131	235	.557	8	1,837	7.8	14	134.26
11.	Jamie Barnette, 1997	171	302	.566	14	2,378	7.9	19	134.26
12.	Dave Buckey, 1973	53	101	.525	3	762	7.5	7	132.78
13.	Shane Montgomery, 1988	123	198	.621	8	1,522	7.7	8	131.94
14.	Jamie Barnette, 1998	193	377	.512	11	3,169	8.4	18	131.72
15.	Mike Glennon, 2012	330	564	.585	17	4,031	7.1	31	130.66
16.	Jacoby Brissett, 2015	237	395	.600	6	2,662	6.7	20	130.28

CAREER (MIN 100 ATTEMPTS)

Rk.	Name	Cmp	Att	Cmp %	Int	Yds	Yds/Att.	TD	Rating
1.	Philip Rivers, 2000-2003	1,087	1,710	.671	34	13,484	7.9	95	144.16
2.	Jacoby Brissett, 2014-15	458	765	.599	11	5,268	6.9	43	133.39
3.	Russell Wilson, 2008-10	682	1,180	.578	26	8,545	7.2	76	135.47
4.	Ryan Finley, 2016-pres.	243	402	.604	8	3,059	7.6	18	135.16
5.	Dave Buckey, 1972-75	303	524	.578	26	4,286	8.2	25	133.12
6.	Mike Glennon, 2009-12	646	1,069	.604	31	7,411	6.9	63	132.31
7.	Terry Harvey, 1991, 93-95	442	784	.563	28	5,925	7.6	38	128.71
8.	Terry Jordan, 1990-92	303	504	.601	15	3,695	7.3	19	127.19
9.	Jamie Barnette, 1996-99	637	1,243	.512	40	9,461	7.6	59	124.41
10.	Erik Kramer, 1985-86	334	616	.542	28	4,602	7.5	30	123.96
11.	Shane Montgomery, 1987-89	421	746	.565	36	5,298	7.1	31	123.46
12.	Jay Davis, 2002-05	301	522	.577	24	3,548	6.8	19	117.56
13.	Tim Esposito, 1983-84	333	585	.569	30	3,847	6.6	18	112.06
14.	Ron Skosnik, 1963-64	48	100	.480	8	630	6.3	8	111.32
15.	Geoff Bender, 1991-94	218	427	.510	17	2,713	6.3	19	111.15
16.	Scott Smith, 1977-79	126	241	.523	17	1,884	7.8	5	110.69

RECEIVING RECORDS



RECEPTIONS

GAME

Rk.	Name, Game, Year	Yards	Rec.
1.	Torry Holt, Wake Forest, 1998	179	15
2.	Jerricho Cotchery, Kansas, 2003	171	13
3.	Torry Holt, Florida State, 1997	168	12
	Jerricho Cotchery, Maryland, 2002	144	12
5.	Nyheim Hines, Florida State, 2016	124	11
	T.A. McLendon, Virginia, 2003	104	11
	Jerricho Cotchery, Maryland, 2001	123	11
	Torry Holt, Baylor, 1998	255	11
	Torry Holt, Clemson, 1998	225	11
	Donald Bowens, Virginia, 2007	202	11
	Bryan Underwood, WFU, 2013	64	11
12.	Tramain Hall, Florida State, 2003	126	10
	Jerricho Cotchery, Florida Sta, 2003	135	10
	Jerricho Cotchery, N. Dame, 2002	127	10
	Koren Robinson, East Carolina, 1999	121	10
	Koren Robinson, Duke, 1999	129	10
	Chris Coleman, UNC, 1999	111	10
	Chris Corders, Clemson, 1989	91	10
	Nasrallah Worthen, S. Carolina, 1988	141	10
	Steve Lester, Duke, 1971	112	10

SEASON

Rk.	Name, Game, Year	Yards	Rec.
1.	Torry Holt, 1998	1,604	88
2.	Jerricho Cotchery, 2003	1,369	86
3.	Tramain Hall, 2003	799	69
4.	Jerricho Cotchery, 2002	1,192	67
5.	Jaylen Samuels, 2015	597	65
6.	Koren Robinson, 2000	1,061	62
	Torry Holt, 1997	1,099	62
8.	Owen Spencer, 2010	912	60
9.	Jaylen Samuels, 2016	565	55
	Nasrallah Worthen, 1988	856	55
11.	Tobais Palmer, 2012	781	54
12.	Jarvis Williams, 2010	713	52
	Ray Robinson, 2001	376	52
	Chris Coleman, 1998	876	52
15.	Quintin Payton, 2012	798	51
16.	Jarvis Williams, 2010	713	50
	Jimmy Grissett, 1996	751	50
18.	Mike Guffie, 1995	810	49
	Rashard Smith, 2013	530	49
20.	Bryan Peterson, 2001	657	48
	Eddie Goines, 1993	928	48
	Koren Robinson, 1999	853	48

CAREER

Rk.	Name, Game, Year	Yards	Rec.
1.	Jerricho Cotchery, 2000-03	3,119	200
2.	Torry Holt, 1995-98	3,379	191
3.	Eddie Goines, 1991-94	2,351	147
4.	Bryan Peterson, 1999-02	1,894	139
5.	Jarvis Williams, 2007-10	1,764	133
6.	Nasrallah Worthen, 1984-88	2,247	131
7.	Jaylen Samuels, 2014-pres.	1,258	126
	Owen Spencer, 2007-10	2,441	126
	George Bryan, 2008-11	1,294	126
10.	Tramain Hall, 2002-05	1,466	125
11.	Chris Coleman, 1996-99	1,909	122
12.	Mike Quick, 1978-81	1,934	116
13.	Ray Robinson, 1998-01	865	113
14.	Haywood Jeffries, 1983-86	1,733	111
15.	Koren Robinson, 1999-00	1,914	110
16.	Jimmy Grissett, 1993-96	1,504	107
17.	Don Buckey, 1972-75	1,734	102
18.	T.J. Graham, 2008-11	1,453	99

19.	T.J. Williams., 2002-05	1,916	98
20.	Matthew Dayes, 2013-16	924	97
21.	Darrell Blackman, 2004-07	1,192	92
22.	Bryan Underwood, 2011-14	1,166	92
23.	Tobais Palmer, 2011-12	1,277	91

RECEIVING YARDS

GAME

Rk.	Name, Game, Year	Rec.	Yards
1.	Torry Holt, Baylor, 1998	11	255
2.	Torry Holt, Clemson, 1998	11	225
3.	Tobais Palmer, Clemson, 2012	7	219
4.	Jerricho Cotchery, UNC, 2003	9	217
5.	Eddie Goines, Wake Forest, 1993	5	207
6.	Donald Bowens, Virginia, 2007	11	202
7.	Adrian Hill, Virginia, 1994	6	187
	Nasrallah Worthen, Maryland, 1986	9	187
9.	Torry Holt, UNC, 1998	9	180
10.	Torry Holt, Wake Forest, 1998	15	179
11.	T.J. Graham, Cincinnati, 2011	7	176
12.	Torry Holt, Duke, 1998	5	175
13.	Jerricho Cotchery, Duke, 2002	6	174
14.	Jerricho Cotchery, Duke, 2003	9	173
15.	Lee Jukes, Auburn, 1979	5	172
16.	Jerricho Cotchery, Kansas, 2003	13	171
17.	Koren Robinson, Ga Tech, 1999	5	168
	Torry Holt, Florida State, 1997	12	168

SEASON

Rk.	Name, Year	Rec.	Yds.
1.	Torry Holt, 1998	88	1,604
2.	Jerricho Cotchery, 2003	86	1,369
3.	Jerricho Cotchery, 2002	67	1,192
4.	Torry Holt, 1997	62	1,099
5.	Koren Robinson, 2000	62	1,061
6.	Eddie Goines, 1993	48	928
7.	Owen Spencer, 2010	60	912
8.	Chris Coleman, 1998	52	876
9.	Nasrallah Worthen, 1988	55	856
10.	Koren Robinson, 1999	48	853
11.	Pat Kenney, 1972	38	832
12.	Mike Guffie, 1985	49	810

CAREER

Rk.	Name, Years	Rec.	Yards
1.	Torry Holt, 1995-98	191	3,379
2.	Jerricho Cotchery, 2000-03	200	3,119
3.	Owen Spencer, 2007-10	126	2,441
4.	Eddie Goines, 1991-94	147	2,351
5.	Nasrallah Worthen, 1984-88	131	2,247
6.	Mike Quick, 1978-81	116	1,934
7.	T.J. Williams, 2002-05	98	1,916
8.	Koren Robinson, 1999-00	110	1,914
9.	Chris Coleman, 1996-99	122	1,909
10.	Bryan Peterson, 1999-02	139	1,894
11.	Jarvis Williams, 2007-10	133	1,764
12.	Don Buckey, 1972-75	102	1,734
13.	Haywood Jeffries, 1983-86	111	1,733
14.	Quintin Payton, 2010-13	85	1,598
15.	Jimmy Grissett, 1993-96	107	1,504
16.	Tramain Hall, 2003-05	125	1,466
17.	T.J. Graham, 2008-11	99	1,453
18.	Brian Clark, 2002-05	78	1,311


TOUCHDOWN RECEPTIONS

GAME

Rk.	Name, Year	TD Rec.
1.	Torry Holt, Florida State, 1997	5
2.	Torry Holt, Clemson, 1998	4
3.	Jaylen Samuels, Vanderbilt, 2016	3
	Tobais Palmer, Clemson, 2012	3
	Jarvis Williams, Florida State, 2009	3
	Tramain Hall, Duke, 2003	3
	Jerricho Cotchery, Clemson, 2001	3
	Koren Robinson, Georgia Tech, 2000	3
	Eddie Goines, Texas Tech, 1993	3



The legendary Torry Holt, who went on to star for the St. Louis Rams' "Greatest Show on Turf," set the ACC and NC State career records for receiving yards with 3,379. The school mark still stands.



Koren Robinson had nine 100-yard games in 2000 - a school record.

SEASON

Rk.	Name, Year	TD Rec.
1.	Torry Holt, 1997	16
2.	Koren Robinson, 2000	13
3.	Torry Holt, 1998	11
	Jarvis Williams, 2009	11
5.	Bryan Underwood, 2012	10
	Eddie Goines, 1993	10
	Jerricho Cotchery, 2003	10
8.	Jaylen Samuels, 2015	7
	Jaylen Samuels, 2016	7
	Tramain Hall, 2003	7
	Jerricho Cotchery, 2002	7
	Nasrallah Worthen, 1988	7
	T.J. Graham, 2011	7
14.	Richard Washington, 2003	6
	Jimmy Grissett, 1995	6
	Chris Corders, 1989	6
	Haywood Jeffries, 1985	6
	Phil Brothers, 1985	6
	Harry Martell, 1967	6
	Brian Clark, 2005	6

CAREER

Rk.	Name, Years	TD Rec.
1.	Torry Holt, 1995-98	31
2.	Jerricho Cotchery, 2000-03	21
3.	Jarvis Williams, 2007-10	20
4.	Eddie Goines, 1991-94	17
	George Bryan, 2008-11	17
6.	Jaylen Samuels, 2014-pres.	15
	Owen Spencer, 2007-10	15
	Koren Robinson, 1999-00	15
9.	Nasrallah Worthen, 1984-88	14
	Haywood Jeffries, 1983-86	14
11.	Bryan Peterson, 1999-02	13
	Bryan Underwood, 2011-14	13
13.	Jimmy Grissett, 1993-96	12
	Tramain Hall, 2003-05	12
	T.J. Graham, 2008-11	12
15.	Tobais Palmer, 2011-12	11
	Brian Clark, 2002-05	11
17.	Mike Quick, 1978-81	10

18.	Mike Guffie, 1992-95	9
	Chris Corders, 1987-89	9
	Phil Brothers, 1982-85	9
	Ricky Wall, 1981-84	9
	John Collar, 1955-57	9

YARDS PER CATCH

GAME

(MIN 5 RECEPTIONS)

Rk.	Name, Opponent, Year	Rec.-Yds.	Avg.
1.	Eddie Goines, Wake Forest, 1993	5-207	41.4
2.	Torry Holt, Duke, 1998	5-175	35.0
3.	Koren Robinson, Georgia Tech, 1999	5-168	33.6
4.	Owen Spencer, Florida State, 2009	5-165	33.0
5.	Koren Robinson, SMU, 2000	5-149	29.8
6.	Bryan Underwood, C. Michigan, 2013	5-148	29.6
7.	Jerricho Cotchery, Texas Tech, 2002	5-145	29.0
	Jerricho Cotchery, Duke, 2002	6-174	29.0
9.	Torry Holt, Purdue, 1996	5-138	27.6
10.	T.J. Graham, S. Alabama, 2011	5-128	25.6
11.	T.J. Graham, Cincinnati, 2011	7-176	25.1
12.	Torry Holt, Syracuse, 1997	5-125	25.0
13.	Jerricho Cotchery, UNC, 2003	9-217	24.1
	Owen Spencer, Virginia Tech, 2010	6-145	24.1
15.	Chris Coleman, Baylor, 1998	6-144	24.0
16.	Eddie Goines, Maryland, 1993	5-118	23.6
17.	Koren Robinson, Minnesota, 2000	7-157	22.4
	Chris Coleman, ECU, 1999	5-112	22.4
19.	Bryan Underwood, Maryland, 2012	6-134	22.3

SEASON

Rk.	Name, Year	Rec.-Yds.	Avg.
1.	Owen Spencer, 2009	30-765	25.5
2.	Owen Spencer, 2008	31-691	22.29
3.	Pat Kenney, 1972	38-832	21.89
4.	Brian Clark, 2005	25-537	21.5
5.	Quintin Payton, 2013	23-481	20.91
6.	Elijah Marshall, 1977	20-418	20.90
7.	Mike Stultz, 1971	24-481	20.04
8.	Nasrallah Worthen, 1985	26-505	19.42
9.	Stephen Louis, 2016	35-678	19.37
10.	Eddie Goines, 1993	48-928	19.33
11.	Danny Peebles, 1988	23-436	18.96
12.	Haywood Jeffries, 1984	22-405	18.41
13.	Don Buckey, 1973	24-439	18.29
14.	Torry Holt, 1998	88-1,604	18.23
15.	Ricky Wall, 1962	23-412	17.91
16.	Jerricho Cotchery, 2002	67-1,192	17.79
17.	Koren Robinson, 1999	48-853	17.77

CAREER

(MIN 35 RECEPTIONS)

Rk.	Name, Years	Rec.-Yds.	Avg.
1.	Owen Spencer, 2007-10	126-2,441	19.37
2.	Elijah Marshall, 1974-77	65-1,196	18.40
3.	Pat Kenney, 1970-72	63-1,145	18.17
4.	Stephen Louis, 2014-pres.	42-750	17.86
5.	Torry Holt, 1995-98	191-3,379	17.69
6.	Koren Robinson, 1999-00	110-1,914	17.40
7.	Nasrallah Worthen, 1984-88	131-2,247	17.15
8.	Don Buckey, 1972-75	102-1,734	17.00
9.	Quintin Payton, 2010-13	85-1,598	16.76
10.	Danny Peebles, 1985-88	65-1,086	16.71
11.	Mike Quick, 1978-81	116-1,934	16.67
12.	Ricky Wall, 1981-84	59-967	16.39
13.	Mike Guffie, 1992-95	70-1,123	16.04
14.	Eddie Goines, 1991-93	147-2,351	15.99
15.	Mike Kavulic, 1986-89	52-830	15.96
16.	Chris Coleman, 1996-99	122-1,909	15.64
17.	Haywood Jeffries, 1983-86	111-1,733	15.61

100-YARD GAMES

SEASON

Rk.	Name, Year	Gms
1.	Koren Robinson, 2000	9
2.	Torry Holt, 1998	8
3.	Jerricho Cotchery, 2003	7
4.	Jerricho Cotchery, 2002	6
5.	Eddie Goines, 1993	5
	Torry Holt, 1997	5
	Koren Robinson, 1999	5
8.	Mike Guffie, 1995	4
9.	Stephen Louis, 2016	3
	Tobais Palmer, 2012	3
	T.J. Graham, 2011	3


CAREER

Rk.	Name, Years	Gms.
1.	Jerricho Cotchery, 2000-03	15
2.	Torry Holt, 1995-98	14
	Koren Robinson, 1999-00	14
4.	Eddie Goines, 1991-94	8
5.	Nas Worthen, 1984-88	6
6.	Owen Spencer, 2007-10	5
7.	Chris Coleman, 1996-99	4
	Jimmy Grissett, 1993-96	4
	Mike Guffie, 1992-95	4
10.	Stephen Louis, 2014-pres.	3
	Tramain Hall, 2003-05	3
	T.J. Graham, 2008-11	3
	Tobais Palmer, 2011-12	3
	Bryan Peterson, 1999-02	3

CONSECUTIVE GAMES WITH A RECEPTION

1.	Jerricho Cotchery, 2000-03	39
	Bryan Peterson, 1999-2002	39
3.	Jimmy Grissett, 1993-96	34
4.	Torry Holt, 1995-98	30
5.	Jaylen Samuels, 2014-pres.	28
6.	Chris Coleman, 1996-99	25
7.	Eddie Goines, 1991-94	21
8.	Jarvis Williams, 2006-pres.	20
9.	Todd Varn, 1986-89	19
	Mike Guffie, 1992-95	19
11.	Koren Robinson, 1999-00	18
12.	Jeff Brown, 1982-84	16

BOLD FACE indicates current player



Bryan Peterson caught a pass in 39 straight games during his career at NC State. That mark ties as the longest streak in school history.

TWO 100-YARD RECEIVERS, SAME GAME

Year	100-yard Receivers	Rec-Yds	Opponent
2012	Tobais Palmer	5-119	UNC
	Bryan Underwood	6-118	
	Mario Carter	7-105	Clemson
2003	Tobais Palmer	7-219	
	Jerricho Cotchery	9-117	Duke
	Tramain Hall	8-142	
	Jerricho Cotchery	7-111	Virginia
	T.A. McLendon	11-104	
2002	Jerricho Cotchery	10-135	Florida State
	Tramain Hall	10-126	
	Jerricho Cotchery	6-174	Duke
2000	Sterling Hicks	6-107	
	Eric Leak	9-100	Arkansas St.
1999	Koren Robinson	7-115	
	Chris Coleman	5-112	East Carolina
1998	Koren Robinson	10-121	
	Torry Holt	11-255	Baylor
1989	Chris Coleman	6-144	
	Reggie Lawrence	5-129	Duke
	Al Byrd	5-126	




Al Byrd had five catches for 126 yards against Duke in 1989, while teammate Reggie Lawrence had five for 129.

100-YARD RECEIVING GAMES BY SEASON

1959	127	John Morris	Maryland	105	Torry Holt (6)	Maryland	142	Tramain Hall (8)	Duke		
1966	119	Gary Rowe	Southern Miss.	103	Torry Holt (4)	Clemson	135	Jerricho Cotchery (10)	Florida State		
1971	155	Mike Stultz	Virginia	1998	255	Torry Holt (11)	Baylor	126	Tramain Hall (10)	Florida State	
	112	Steve Lester	Duke		225	Torry Holt (11)	Clemson	117	Jerricho Cotchery (9)	Duke	
1972	115	Don Buckey	UNC		180	Torry Holt (9)	UNC	111	Jerricho Cotchery (7)	Virginia	
	114	Pat Kenney	Virginia		179	Torry Holt (15)	Wake Forest	110	Sterling Hicks (7)	W. Carolina	
1979	172	Lee Jukes (5)	Auburn		175	Torry Holt (5)	Duke	104	T.A. McClendon (11)	Virginia	
1986	187	Nasrallah Worthen (9)	Maryland		158	Chris Coleman (9)	Baylor	102	Jerricho Cotchery (6)	Maryland	
	164	Haywood Jeffries (7)	W. Carolina		144	Chris Coleman (6)	Virginia	2004	111	Richard Washington (6)	Miami
	160	Nasrallah Worthen (8)	UNC		135	Torry Holt (9)	Florida State	2007	128	Darrell Blackman (6)	Boston College
1987	165	Todd Varn (9)	Duke		132	Torry Holt (7)	Georgia Tech	114	Darrell Blackman (7)	Wake Forest	
1988	125	Nasrallah Worthen (5)	Maryland		132	Torry Holt (6)	Syracuse	202	Donald Bowens (11)	Virginia	
	141	Nasrallah Worthen (10)	South Carolina	1999	168	Koren Robinson (5)	Georgia Tech	2008	126	Jarvis Williams (7)	Rutgers
	140	Nasrallah Worthen (6)	Duke		129	Koren Robinson (10)	Duke		102	Owen Spencer (3)	Boston College
1988	114	Nasrallah Worthen (9)	UNC		121	Koren Robinson (10)	ECU	2009	130	Owen Spencer (4)	UNC
1989	134	Mike Kavulic (8)	Wake Forest		119	Koren Robinson (7)	Maryland	107	Jarvis Williams (7)	Maryland	
	129	Reggie Lawrence (5)	Duke		112	Chris Coleman (5)	ECU	102	Owen Spencer (4)	Wake Forest	
	126	Al Byrd (5)	Duke		111	Chris Coleman (10)	UNC	2010	145	Owen Spencer (6)	Virginia Tech
	123	Chris Corders (7)	UNC		110	Koren Robinson (4)	Virginia		138	Owen Spencer (7)	Wake Forest
	109	Mike Kavulic (6)	South Carolina	2000	157	Koren Robinson (9)	Minnesota	2011	176	T.J. Graham (7)	Cincinnati
1991	116	Charles Davenport (5)	UNC		156	Koren Robinson (7)	Duke		128	T.J. Graham (5)	S. Alabama
1992	118	Charles Davenport (6)	ECU		149	Koren Robinson (5)	SMU		125	Bryan Underwood (3)	Virginia
	163	Eddie Goines (9)	UNC		122	Koren Robinson (8)	Georgia Tech		117	T.J. Graham (6)	Wake Forest
1993	207	Eddie Goines (5)	Wake Forest		121	Koren Robinson (9)	Virginia	2012	219	Tobais Palmer (7)	Clemson
	123	Eddie Goines (9)	Texas Tech		115	Koren Robinson (7)	Arkansas St.		134	Bryan Underwood (6)	Maryland
	118	Eddie Goines (5)	Maryland		112	Koren Robinson (8)	Indiana		129	Quintin Payton (4)	Tennessee
	114	Robert Hinton (4)	Georgia Tech		104	Koren Robinson (8)	Maryland		119	Tobais Palmer (5)	UNC
	109	Eddie Goines (7)	Marshall		103	Koren Robinson (4)	Clemson		118	Bryan Underwood (6)	UNC
	100	Eddie Goines (5)	Clemson		100	Eric Leak (9)	Arkansas St.		111	Tobais Palmer (8)	Vanderbilt
1994	187	Adrian Hill (6)	Virginia	2001	123	Jerricho Cotchery (11)	Maryland		105	Mario Carter (7)	Clemson
	114	Adrian Hill (3)	Duke		120	Bryan Peterson (6)	Clemson		100	Quintin Payton (5)	Citadel
1995	121	Mike Guffie (8)	Wake Forest		115	Bryan Peterson (6)	Indiana	2013	148	Bryan Underwood (5)	C. Michigan
	146	Mike Guffie (8)	Clemson	2002	174	Jerricho Cotchery (6)	Duke		109	JuMichael Ramos (5)	Boston College
	125	Mike Guffie (6)	UNC		152	Bryan Peterson (2)	Navy		104	Jay Smith (7)	ECU
	107	Mike Guffie (6)	Marshall		145	Jerricho Cotchery (5)	Texas Tech	2014	103	Bo Hines (8)	Florida St.
	104	Jimmy Grissett (2)	Florida St.		144	Jerricho Cotchery (12)	Maryland	2016	142	Stephen Louis (3)	ECU
1996	143	Jimmy Grissett (7)	Clemson		129	Jerricho Cotchery (6)	Georgia Tech		124	Nyheim Hines (11)	Florida State
	138	Torry Holt (5)	Purdue		127	Jerricho Cotchery (10)	Notre Dame		124	Stephen Louis (4)	UNC
	124	Jimmy Grissett (7)	Virginia		108	Jerricho Cotchery (4)	New Mexico		105	Bra'Lon Cherry (3)	Boston College
	114	Jimmy Grissett (7)	ECU		107	Sterling Hicks (6)	Duke		104	Jaylen Samuels (6)	Vanderbilt
1997	168	Torry Holt (12)	Florida State	2003	217	Jerricho Cotchery (9)	UNC		102	Stephen Louis (4)	Wake Forest
	125	Torry Holt (5)	Syracuse		173	Jerricho Cotchery (9)	Wake Forest		101	Kelvin Harmon (4)	Syracuse
	122	Torry Holt (7)	UNC		171	Jerricho Cotchery (13)	Kansas		100	Jaylen Samuels (8)	Clemson



TOTAL OFFENSE / ALL PURPOSE



Shane Montgomery tallied 537 yards of total offense against Duke in 1989.

TOTAL OFFENSE YARDS

GAME

Rk.	Name, Game, Year	Rush	Pass	Total
1.	Shane Montgomery, Duke, 1989	2	535	537
2.	Philip Rivers, Kansas, 2003	20	475	495
3.	Mike Glennon, Clemson, 2012	(19)	493	474
4.	Philip Rivers, UNC, 2003	40	423	463
5.	Philip Rivers, Florida St., 2003	27	422	449
6.	Philip Rivers, W. Forest, 2003	10	433	443
7.	Mike Glennon, UNC, 2012	(28)	467	439
8.	Jamie Barnette, Baylor, 1998	-31	469	438
9.	Shane Montgomery, Duke, 1987	-37	468	431
10.	Philip Rivers, Virginia, 2003	20	410	430
11.	Mike Glennon, Miami, 2012	(19)	330	421
12.	Russell Wilson, Pittsburgh, 2009	91	322	413
13.	Philip Rivers, Indiana, 2000	7	401	408
14.	Philip Rivers, Duke, 2000	-11	413	402
15.	Terry Harvey, Clemson, 1995	6	395	401
16.	Jacoby Brissett, Florida St., 2014	38	359	397
17.	Russell Wilson, Va Tech, 2010	34	362	396
18.	Jamie Barnette, Duke, 1998	5	379	384
	Shane Montgomery, Virginia, 1987	-18	402	384
	Russell Wilson, Georgia Tech, 2010	16	368	384
21.	Philip Rivers, Ark. St., 2000	-14	397	383
	Russell Wilson, Florida State, 2009	34	349	383

SEASON

Rk.	Name, Year	Rush	Pass	Total
1.	Philip Rivers, 2003	109	4,491	4,600
2.	Russell Wilson, 2010	435	3,563	3,998
3.	Mike Glennon, 2012	(164)	4,031	3,867
4.	Philip Rivers, 2002	100	3,353	3,453
5.	Russell Wilson, 2009	260	3,027	3,287
6.	Jamie Barnette, 1998	13	3,169	3,182
7.	Ryan Finley, 2016	94	3,059	3,153
8.	Jacoby Brissett, 2014	529	2,606	3,135
9.	Jacoby Brissett, 2015	370	2,662	3,032
10.	Philip Rivers, 2000	-85	3,054	2,969
11.	Mike Glennon, 2011	-110	3,054	2,944
12.	Shane Montgomery, 1989	-52	2,632	2,580
13.	Philip Rivers, 2001	-26	2,586	2,560
14.	Jamie Barnette, 1997	78	2,378	2,456
15.	Jamie Barnette, 1999	23	2,320	2,343
16.	Russell Wilson, 2008	388	1,955	2,343
17.	Erik Kramer, 1985	-259	2,510	2,252
18.	Erik Kramer, 1986	79	2,092	2,171
19.	Terry Harvey, 1995	-8	2,099	2,091
20.	Tim Esposito, 1983	-62	2,096	2,034

CAREER

Rk.	Name, Year	Rush	Pass	Total
1.	Philip Rivers, 2000-03	98	13,484	13,582
2.	Jamie Barnette, 1996-99	177	9,461	9,638

3.	Russell Wilson, 2008-10	1,083	8,545	9,628
4.	Mike Glennon, 2009-12	(280)	7,411	7,131
5.	Jacoby Brissett, 2014-15	899	5,268	6,167
6.	Terry Harvey, 1991, 93-95	-79	5,925	5,846
7.	Shane Montgomery, 1987-89	-143	5,298	5,155
8.	Ted Brown, 1975-78	4,602	202	4,804
9.	Dave Buckley, 1972-75	501	4,286	4,787
10.	Erik Kramer, 1985-86	-179	4,602	4,423
11.	Daniel Evans, 2005-08	-142	4,004	3,862
12.	Tim Esposito, 1983-84	-39	3,847	3,808
13.	Johnny Evans, 1974-77	1,259	2,509	3,768
14.	Joe McIntosh, 1981-84	3,642	7	3,649
15.	Terry Jordan, 1989-92	-104	3,695	3,591
16.	Tol Avery, 1980-82	254	3,335	3,589
17.	Tremayne Stephens, 1994-97	3,553	0	3,553

YARDS PER PLAY

SEASON

Rk.	Name, Year	Yards	Plays	Yds/Play
1.	Philip Rivers, 2003	4,600	561	8.20
2.	Philip Rivers, 2002	3,453	475	7.27
3.	Bruce Shaw, 1972	1,763	249	7.08
4.	Shane Montgomery, 1988	1,496	214	6.99
5.	Jamie Barnette, 1998	3,182	460	6.92
6.	Russell Wilson, 2009	3,287	481	6.83
7.	Willie Burden, 1973	1,020	150	6.80
8.	Ryan Finley, 2016	3,153	476	6.62
9.	Terry Harvey, 1993	1,824	281	6.49
10.	Jamie Barnette, 1997	2,456	379	6.48
11.	Jacoby Brissett, 2014	3,135	494	6.35
12.	Terry Harvey, 1995	2,091	331	6.31
13.	Mike Glennon, 2012	3,867	620	6.23
14.	Philip Rivers, 2001	2,560	412	6.21
15.	Erik Kramer, 1986	2,171	351	6.19

CAREER

Rk.	Name, Years	Yards	Plays	Avg.
1.	Philip Rivers, 2000-03	13,582	1962	6.92
2.	Ryan Finley, 2016-pres.	3,153	476	6.62
3.	Jacoby Brissett, 2014-15	3,135	494	6.35
4.	Russell Wilson, 2008-10	9,628	1,542	6.24
5.	Mike Glennon, 2009-12	7,131	1,145	6.23
6.	Terry Harvey, 1991, 93-95	5,846	941	6.21
7.	Shane Montgomery, 1987-89	5,155	831	6.19
8.	Jamie Barnette, 1996-99	9,638	1,559	6.18
9.	Bruce Shaw, 1971-73	3,058	537	5.69
10.	Erik Kramer, 1985-86	4,423	780	5.67
11.	Anthony Barbour, 88-89, 91-92	2,741	489	5.60
12.	Dave Buckley, 1972-75	4,787	863	5.55
13.	Tremayne Stephens, 1994-97	3,954	724	5.46
14.	Ted Brown, 1975-78	4,804	881	5.45

ALL PURPOSE YARDS

GAME

Rk.	Name, Game, Year	Run	Rec	KR	PR	Total
1.	Tobias Palmer, Clemson, 2012	0	219	277	0	496
2.	T.J. Graham, Cincinnati, 2011	0	176	160	0	336
3.	Ted Brown, S. Carolina, 1975	164	97	36	0	297
4.	Torry Holt, Baylor, 1998	18	255	0	23	296
5.	Tobias Palmer, Vanderbilt, 2012	0	111	173	0	284
6.	Andre Brown, S. Miss, 2005	248	31	0	0	279
7.	Ted Brown, Penn St., 1977	251	25	0	0	276
8.	Donald Bowers, Virginia, 2007	0	202	59	0	261
9.	Eddie Goines, W. Forest, 1993	14	207	31	0	252
10.	Torry Holt, W. Forest, 1998	49	179	0	20	248
11.	Ant. Barbour, Texas Tech, 1992	189	56	0	0	245
12.	Rashard Smith, Maryland, 2013	16	67	151	10	244

Torry Holt, UNC, 1998	0	180	0	64	244
14. Tobias Palmer, UNC, 2012	0	118	116	0	235
15. Torrey Holt, Clemson, 1998	0	225	0	8	233
16. Ted Brown, Clemson, 1975	227	0	0	0	227
17. Jericho Cotchery, UNC, 2003	8	217	0	0	225

SEASON

Rk.	Name, Year	Run	Rec	KR	PR	Total
1.	Torry Holt, 1998	102	1,604	0	273	1,979
2.	Tobias Palmer, 2012	35	781	1,130	0	1,971
3.	T.J. Graham, 2011	-5	757	996	195	1,943
4.	Koren Robinson, 2000	95	1,061	506	218	1,880
5.	Anthony Barbour, 1992	1,204	166	306	0	1,676
6.	Darrell Blackman, 2007	12	593	697	322	1,624
7.	Ted Brown, 1978	1,350	197	35	0	1,582
8.	T.A. McLendon, 2002	1,101	354	0	0	1,455
9.	Matthew Dayes, 2016	1,166	271	0	0	1,437
10.	Nyheim Hines, 2015	243	256	0	920	1,419
11.	Ted Brown, 1977	1,251	164	0	0	1,415
12.	T.J. Graham, 2008	3	251	1,028	123	1,405
13.	Jericho Cotchery, 2003	1,369	32	0	0	1,401
14.	Jericho Cotchery, 2002	1,192	8	109	91	1,400
15.	Nyheim Hines, 2016	44	525	0	782	1,351
16.	Ted Brown, 1976	1,088	239	0	0	1,327
17.	Joe McIntosh, 1983	1,081	215	0	0	1,296
18.	Tramain Hall, 2003	142	799	160	202	1,303
19.	Stan Fritts, 1974	1,169	124	0	0	1,293
20.	Joe McIntosh, 1981	1,190	97	0	0	1,287
	Willie Burden, 1971	910	222	155	0	1,287

CAREER

Rk.	Name, Years	Run	Rec	Ret	Total
1.	Ted Brown, 1975-78	4,602	760	203	5,565
2.	T.J. Graham, 2008-11	-9	1,453	3,781	5,225
3.	Torry Holt, 1995-98	119	3,379	871	4,369
4.	Darrell Blackman, 2004-07	468	1,192	2,706	4,366
5.	Matthew Dayes, 2013-16	2,856	924	509	4,289
6.	Joe McIntosh, 1981-84	3,642	416	0	4,058
7.	Tremayne Stephens, 1994-97	3,553	401	53	4,007
8.	Ray Robinson, 1998-01	2,781	865	281	3,927
9.	A. Barbour, 1988-89, 91-92	2,575	179	823	3,577
10.	Jericho Cotchery, 2000-03	70	3,119	317	3,506
11.	Andre Brown, 2005-08	2,539	631	328	3,498
12.	Willie Burden, 1971-73	2,529	646	186	3,361
14.	T.A. McLendon, 2002-04	2,479	858	0	3,337
15.	Nasrallah Worthen, 1984-88	71	2,247	959	3,277
16.	Eddie Goines, 1991-94	71	2,352	574	2,997
17.	Stan Fritts, 1972-74	2,542	367	0	2,909
18.	Koren Robinson, 1999-00	110	1,914	872	2,896



T.J. Graham ranks second in school history with 5,225 career all-purpose yards.

PUNTING RECORDS



PUNTS

GAME

Rk.	Name, Opponent, Year	Punts
1.	Marty Martinussen, UNC, 1982	13
	Ed Mooney, Maryland, 1950	13
3.	Craig Salmon, South Carolina, 1987	12
	John Isley, Penn State, 1978	12
5.	Calvin Williams, Miami, 1981	11
	John Deraney, Florida State, 2004	11
7.	Scott Earwood, Texas, 1999	10
	Tim Kilpatrick, Virginia, 1990	10
	Preston Poag, Georgia Tech, 1988	10
	Marty Martinussen, Maryland, 1982	10
	Marty Martinussen, Furman, 1982	10
	John Isley, Maryland, 1978	10
	Allen Hicks, Duke, 1970	10
	Jeff Ruiz, UCF, 2010	10

SEASON

Rk.	Name, Year	Yds.	Avg.	Punts
1.	Scott Earwood, 1999	2,906	38.2	76
	John Deraney, 2006	2,968	39.1	76
3.	Wil Baumann, 2012	2,882	38.9	74
4.	John Deraney, 2005	2,884	40.1	72
5.	John Isley, 1978	2,510	36.9	68
	Mark Cassidy, 1971	2,669	39.2	68
7.	Wil Baumann, 2013	2,824	42.2	67
8.	A.J. Cole, 2015	2,750	41.7	66
	Preston Poag, 1988	2,651	40.2	66
10.	Calvin Warren, 1981	2,495	38.4	65
	Allen Hicks, 1970	2,514	38.7	65
	Leslie Palmer, 1947	2,814	43.3	65
13.	Craig Salmon, 1987	2,877	45.0	64
14.	Wil Baumann, 2014	2,724	45.4	60
15.	Gary Yount, 1969	2,545	39.8	64
	Jim Donnan, 1965	2,425	37.9	64
	Wil Baumann, 2011	2,396	37.4	64
18.	Marty Martinussen, 1982	2,472	39.2	63
19.	Bradley Pierson, 2007	2,307	37.2	62
20.	John Isley, 1979	2,226	36.5	61
	Austin Herbert, 2002	2,268	37.2	61
	Bradley Pierson, 2008	2,369	39.0	61

CAREER

Rk.	Name, Years	Yds.	Avg.	Punts
1.	Wil Baumann, 2011-14	10,868	40.9	266
2.	Austin Herbert, 2000-03	8,992	39.5	226
3.	John Deraney, 2003-06	8,366	40.2	208
4.	Johnny Evans, 1974-77	8,143	44.0	185
5.	Dave Houtz, 1961-63	6,035	36.3	166
6.	Jim Donnan, 1965-67	5,837	36.5	160
7.	Marty Martinussen, 1982-84	5,877	39.2	150
8.	Preston Poag, 1988-90	3,847	40.1	146
9.	Tim Kilpatrick, 1989-92	5,111	38.7	132
10.	John Isley, 1978-79	4,736	36.7	129
11.	Craig Salmon, 1984-85, 1987	5,137	41.4	124
12.	Bradley Pierson, 2005-08	4,676	38.0	123
13.	Gary Yount, 1968-69	4,715	29.6	119
14.	Scott Earwood, 1998-99	4,461	37.8	118
15.	A.J. Cole, 2015-pres.	4,854	41.5	117
	Calvin Warren, 1980-81	4,708	40.2	117
17.	Mark Cassidy, 1970-72	3,776	38.1	99

PUNTING YARDS

GAME

Rk.	Name, Game, Year	Punts	Avg.	Yards
1.	Craig Salmon, S. Carolina, 1987	12	43.3	519
2.	John Isley, Penn St., 1978	12	42.8	513
3.	Scott Earwood, Texas, 1999	10	43.9	439
4.	Tim Kilpatrick, Florida, 1992	11	39.2	432
5.	John Deraney, Fla St., 2004	11	38.5	423
6.	Austin Herbert, Conn., 2003	9	46.1	415
7.	Wil Baumann, Clemson, 2014	9	45.6	410



Wil Baumann rewrote the Wolfpack record books.

8.	Allen Hicks, Duke, 1970	10	40.8	408
9.	Craig Salmon, Pittsburgh, 1987	8	49.8	398
10.	Craig Warren, Wake Forest, 1980	9	43.8	394
11.	A.J. Cole, Boston College, 2015	9	43.6	392
	Craig Salmon, Pittsburgh, 1985	10	39.2	392
13.	Mark Cassidy, ECU, 1971	9	41.9	377
14.	Wil Baumann, BC, 2013	8	49.6	397
15.	Wil Baumann, UNC, 2012	9	41.1	370
	Craig Salmon, Clemson, 1987	8	46.3	370
	Eddie Poole, Nebraska, 1973	9	41.1	370

SEASON

Rk.	Name, Year	Punts	Avg.	Yards
1.	John Deraney, 2006	76	39.1	2,968
2.	Scott Earwood, 1999	76	38.2	2,906
3.	John Deraney, 2005	72	40.1	2,884
4.	Wil Baumann, 2012	74	38.9	2,882
5.	Craig Salmon, 1987	64	44.9	2,877
6.	Wil Baumann, 2013	67	42.2	2,824
7.	Leslie Palmer, 1947	65	43.3	2,814
8.	A.J. Cole, 2015	66	41.7	2,750
9.	Wil Baumann, 2014	60	45.4	2,724
10.	Mark Cassidy, 1971	68	39.3	2,669
11.	Preston Poag, 1988	66	40.2	2,651
12.	Gary Yount, 1969	64	39.8	2,545
13.	Allen Hicks, 1970	65	38.7	2,514
	John Deraney, 2004	60	41.9	2,514
15.	John Isley, 1978	68	36.9	2,510
16.	Calvin Warren, 1981	65	38.4	2,495
17.	Marty Martinussen, 1982	63	39.2	2,472
18.	Johnny Evans, 1977	58	42.2	2,448
19.	Wil Baumann, 2011	65	37.5	2,438

CAREER

Rk.	Name, Years	Punts	Avg.	Yards
1.	Wil Baumann, 2011-14	266	40.9	10,868
2.	Austin Herbert, 2000-03	226	39.5	8,922
3.	John Deraney, 2003-06	208	40.2	8,366
4.	Johnny Evans, 1974-77	185	44.0	8,143
5.	Dave Houtz, 1961-63	166	36.4	6,035
6.	Marty Martinussen, 1982-84	150	39.2	5,877
7.	Preston Poag, 1988-90	146	40.1	5,847
8.	Jim Donnan, 1965-67	160	36.5	5,837
9.	Craig Salmon, 1984-85, 1987	124	41.4	5,137
10.	Tim Kilpatrick, 1989-92	132	38.7	5,111
11.	A.J. Cole, 2015-pres.	117	41.5	4,854

12.	Bradley Pierson, 2005-08	123	38.0	4,676
13.	John Isley, 1978-79	129	36.7	4,736
14.	Gary Yount, 1968-69	119	39.6	4,715
15.	Calvin Warren, 1980-81	117	40.2	4,708
15.	Scott Earwood, 1998-99	118	37.8	4,461
16.	Mark Cassidy, 1970-72	99	38.1	3,776

PUNTING AVERAGE

GAME

Rk.	Name, Game, Year	Punts	Yds.	Avg.
1.	Wil Baumann, Presbyterian, 2014	4	221	55.2
2.	Austin Herbert, Duke, 2001	4	220	55.0
3.	A.J. Cole, Wake Forest, 2016	4	218	54.5
4.	Johnny Evans, UNC, 1975	3	161	53.7
5.	Tom Park, VPI, 1921	7	370	52.8
6.	Jeff Ruiz, UNC, 2010	2	105	52.5
7.	Johnny Evans, S. Carolina, 1976	4	208	52.0
	A.J. Cole, ECU, 2016	2	104	52.0
9.	Johnny Evans, Duke, 1976	5	256	51.2
10.	Preston Poag, UNC, 1988	2	102	51.0
11.	A.J. Cole, Clemson, 2015	5	253	50.6
12.	John Deraney, Richmond, 2004	3	151	50.3
14.	John Isley, Wake Forest, 1978	2	100	50.0
15.	Craig Salmon, UNC, 1987	6	299	49.8
	Craig Salmon, Pitt, 1987	8	398	49.8
	Marty Martinussen, UVA., 1982	5	249	49.8
17.	Wil Baumann, Ga. Southern, 2014	3	149	49.7
	Preston Poag, UNC, 1989	3	149	49.7
19.	Johnny Evans, Arizona St., 1974	5	248	49.6
	Wil Baumann, BC, 2013	8	397	49.6

SEASON

Rk.	Name, Year	Punts	Yds.	Avg.
1.	Johnny Evans, 1975	47	2,168	46.1
2.	Wil Baumann, 2014	60	2,724	45.4
3.	Craig Salmon, 1987	64	2,877	45.0
4.	Johnny Evans, 1975	42	1,874	44.6
5.	Johnny Evans, 1974	38	1,653	43.5
6.	Leslie Palmer, 1947	65	2,814	43.3
7.	Kelly Hollodick, 1985	28	1,209	43.2
8.	Austin Herbert, 2003	53	2,265	42.7
9.	Calvin Warren, 1980	52	2,213	42.6
10.	Kelly Hollodick, 1986	55	2,330	42.4
11.	Johnny Evans, 1977	58	2,448	42.2
	Wil Baumann, 2013	67	2,824	42.2
13.	John Deraney, 2004	60	2,514	41.9
14.	A.J. Cole, 2015	66	2,750	41.7
15.	A.J. Cole, 2016	51	2,104	41.3
16.	Austin Herbert, 2001	53	2,166	40.9
	Ron Skosnik, 1964	53	2,165	40.9
18.	Marty Martinussen, 1984	58	2,236	40.3
19.	Preston Poag, 1988	66	2,651	40.2

CAREER

Rk.	Name, Years	Punts	Yds.	Avg.
1.	Johnny Evans, 1974-77	185	8,143	44.0
2.	Kelly Hollodick, 1985-86	83	3,539	42.6
3.	Leslie Palmer, 1946-47	96	4,041	42.1
4.	A.J. Cole, 2015-pres.	117	4,854	41.5
5.	Craig Salmon, 1984-85, 87	124	5,237	41.4
6.	Ron Skosnik, 1964	54	2,222	41.2
7.	Wil Baumann, 2011-14	266	10,868	40.9
8.	John Deraney, 2003-06	208	8,366	40.2
	Calvin Warren, 1980-81	117	4,708	40.2
	Preston Poag, 1988-90	146	5,857	40.1
11.	Gary Yount, 1967-69	119	4,715	39.6
12.	Austin Herbert, 2003	226	8,922	39.5
13.	Marty Martinussen, 1982-84	150	5,877	39.2
14.	Ken Trowbridge, 1957-58	61	2,388	39.1
15.	Jay Dukes, 1995-96	83	3,219	38.8
16.	Tim Kilpatrick, 1990-92	132	5,111	38.7
	Allen Hicks, 1969-70	65	2,514	38.7

BOLD FACE indicates current player



SCORING RECORDS

TOUCHDOWNS

GAME

Rk.	Name, Game, Year	TD
1.	T.A. McLendon, Texas Tech, 2002	5
	Torry Holt, Florida State, 1997	5
	Stan Fritts, Wake Forest, 1972	5
4.	Torry Holt, Clemson, 1998	4
	Ted Brown, Clemson, 1975	4
	Dick Christy, South Carolina, 1957	4

SEASON

Rk.	Name, Year	Rush	Rec	Ret	Total
1.	T.A. McLendon, 2002	18	-	-	18
2.	Stan Fritts, 1972	16	1	-	17
3.	Jaylen Samuels, 2015	9	7	-	16
4.	Torry Holt, 1997	-	16	-	16
5.	Koren Robinson, 2000	-	13	1	14
	Ted Brown, 1977	13	1	-	14
7.	Jaylen Samuels, 2016	6	7	-	13
	Matthew Dayes, 2014	8	5	-	13
	Torry Holt, 1998	-	11	2	13
	Scott Smith, 1979	13	-	-	13
	Ted Brown, 1976	13	-	-	13
	Ted Brown, 1975	12	1	-	13
	Roland Hooks, 1974	9	4	-	13
	Stan Fritts, 1973	13	-	-	13
	Dick Christy, 1957	7	4	2	13
16.	Matthew Dayes, 2015	12	0	-	12
	Stan Fritts, 1974	12	-	-	12
18.	T.A. McLendon, 2003	9	2	-	11
	Ray Robinson, 2001	10	1	-	11
	Ted Brown, 1978	11	-	-	11
	Alex Webster, 1951	9	-	2	11

CAREER

Rk.	Name, Years	Rush	Rec.	Ret.	Total
1.	Ted Brown, 1975-78	49	2	-	51
2.	Stan Fritts, 1972-74	41	1	-	42
3.	Matthew Dayes, 2013-16	34	6	-	40
4.	T.A. McLendon, 2002-04	33	3	-	36
5.	Torry Holt, 1995-98	-	31	2	33
6.	Ray Robinson, 1998-01	30	2	-	32
7.	Jaylen Samuels, 2014-pres.	16	15	-	31
8.	Tremayne Stephens, 1994-97	23	2	-	25
9.	Andre Brown, 2005-08	22	2	-	24
	Gary Downs, 1990-93	23	1	-	24
11.	Willie Burden, 1971-73	22	1	-	23
12.	Jerricho Cotchery, 2000-03	-	21	1	22
13.	Toney Baker, 2005-06, 09	17	4	-	21
	Shadrach Thornton, 2012-15	19	2	-	21
15.	Joe McIntosh, 1981-84	20	-	-	20
	Dick Christy, 1955-57	NA	NA	NA	20
	Scott Smith, 1977-79	18	-	-	18
18.	Koren Robinson, 1999-00	-	15	2	17
	Eddie Goines, 1991-94	-	17	-	17
	Ant. Barbour, 1988-89, 91-92	16	1	-	17
	Charley Young, 1971-73	16	1	-	17
	George Bryan, 2008-11	-	17	-	17

POINTS SCORED

GAME

Rk.	Name, Game, Year	Points
1.	T.A. McLendon, Texas Tech, 2002	30
	Torry Holt, Florida State, 1997	30
	Stan Fritts, Wake Forest, 1972	30
4.	Dick Christy, South Carolina, 1957	29
5.	Torry Holt, Clemson, 1998	24
	Ted Brown, Clemson, 1975	24

SEASON

Rk.	Name, Year	Points
1.	T.A. McLendon, 2002	108
2.	Stan Fritts, 1972	106
3.	Josh Czajkowski, 2010	102
4.	Torry Holt, 1997	98

5.	Jaylen Samuels, 2015	96
6.	Adam Kiker, 2003	92
7.	Niklas Sade, 2013	88
8.	Koren Robinson, 2000	84
	Marc Primanti, 1996	84
	Damon Hartman, 1989	84
	Ted Brown, 1977	84
	Ted Brown, 1975	84
13.	Niklas Sade, 2012	83
	Dick Christy, 1957	83
15.	Roland Hooks, 1974	82
	Niklas Sade, 2014	82
17.	Josh Czajkowski, 2008	81
18.	Matthew Dayes, 2014	80
	Torry Holt, 1990	80
	Steve Videtich, 1992	80
21.	Jaylen Samuels, 2016	78
	Mike Cofer, 1984	78
	Scott Smith, 1979	78
	Ted Brown, 1976	78
	Stan Fritts, 1973	78

CAREER

Rk.	Name, Years	Points
1.	Niklas Sade, 2011-14	332
2.	Ted Brown, 1975-78	312
3.	Josh Czajkowski, 2008-10	257
4.	Stan Fritts, 1972-74	256
5.	Mike Cofer, 1982-86	247
6.	Damon Hartman, 1988-90	241
7.	Matthew Dayes, 2013-16	240
8.	Steve Videtich, 1992-94	219
9.	T.A. McLendon, 2002-04	216
10.	Torry Holt, 1995-98	202
11.	Ray Robinson, 1998-01	194
12.	Jaylen Samuels, 2014-pres.	186
13.	Adam Kiker, 2000-03	184
14.	Nathan Ritter, 1978-80	180
15.	John Deraney, 2003-06	146
16.	Andre Brown, 2005-08	144
	Marc Primanti, 1995-96	144
	Gary Downs, 1990-93	144

TOUCHDOWN RESPONSIBILITY

GAME

Rk.	Name, Game, Year	Run	Pass	TDR
1.	Philip Rivers, Navy, 2002	1	5	6
	Mike Glennon, Maryland, 2011	1	5	6
3.	Mike Glennon, UNC, 2012	0	5	5
	Mike Glennon, Clemson, 2012	0	5	5
	Russell Wilson, Fla. St., 2009	0	5	5
	Philip Rivers, Kansas, 2003	0	5	5
	Philip Rivers, Navy, 2002	0	5	5
	T.A. McLendon, Tex. Tch, 2002	5	0	5
	Philip Rivers, Indiana, 2000	0	5	5
	Terry Harvey, Wake Forest, 1995	0	5	5
	Stan Fritts, Wake Forest, 1972	5	0	5
12.	Jacoby Brissett, Clemson, 2015	1	3	4
	Jacoby Brissett, UNC, 2015	2	2	4
	Jacoby Brissett, UNC, 2014	1	3	4
	Jacoby Brissett, Presbyterian, 2014	1	3	4
	Brandon Mitchell, ECU, 2013	0	4	4
	Mike Glennon, Miami, 2012	0	4	4
	Mike Glennon, S. Ala., 2011	0	4	4
	Mike Glennon, C. Mich., 2011	0	4	4
	Russell Wilson, W. Carolina, 2010	0	4	4
	Russell Wilson, Ga. Tech, 2010	1	3	4
	Russell Wilson, Fla. State, 2010	3	1	4
	Russell Wilson, W. Forest, 2010	2	2	4
	Russell Wilson, Maryland, 2010	2	2	4
	Russell Wilson, Murray St., 2009	0	4	4
	Russell Wilson, GW, 2009	0	4	4
	Russell Wilson, Pitt., 2009	0	4	4
	Russell Wilson, UNC, 2009	0	4	4
	Russell Wilson, Md., 2009	1	3	4
	Jay Davis, Miami, 2004	4	0	4

Philip Rivers, Ohio State, 2003	0	4	4
Philip Rivers, Virginia, 2003	0	4	4
Philip Rivers, Mass., 2002	0	4	4
Philip Rivers, Duke, 2001	0	4	4
Philip Rivers, Clemson, 2001	0	4	4
Philip Rivers, Duke, 2000	1	3	4
Jamie Barnette, Fla. St., 1997	0	4	4
Jamie Barnette, Clemson, 1998	0	4	4
Jamie Barnette, Clemson, 1999	0	4	4
Jamie Barnette, Virginia, 1997	1	3	4
Terry Harvey, Tex. Tech, 1993	0	4	4
Shane Montgomery, Ga. Tech, 1989	1	3	4
Erik Kramer, Wake Forest, 1986	2	2	4
Tol Avery, Duke, 1980	1	3	4
Scott Smith, Virginia, 1979	3	1	4
Ted Brown, Clemson, 1975	4	0	4
Roman Gabriel, S. Carolina, 1961	2	2	4
Roman Gabriel, Virginia, 1960	2	2	4
Dick Christy, South Carolina, 1957	4	0	4
Eddie West, Villanova, 1955	2	2	4

SEASON

Rk.	Name, Year	Run	Pass	TDR
1.	Russell Wilson, 2010	9	28	37
	Philip Rivers, 2003	3	34	37
3.	Russell Wilson, 2009	4	31	35
4.	Mike Glennon, 2012	2	31	33
5.	Mike Glennon, 2011	1	31	32
6.	Philip Rivers, 2002	10	20	30
7.	Philip Rivers, 2000	2	25	27
8.	Jacoby Brissett, 2015	6	20	26
	Jacoby Brissett, 2014	3	23	26
10.	Jamie Barnette, 1997	3	19	22
11.	Jamie Barnette, 1998	3	18	21
	Russell Wilson, 2008	4	17	21
13.	Ryan Finley, 2016	1	18	19
	Terry Harvey, 1995	3	16	19
	Erik Kramer, 1986	5	14	19
16.	Philip Rivers, 2001	2	16	18
	T.A. McLendon, 2002	18	0	18
	Jamie Barnette, 1999	5	13	18
	Scott Smith, 1979	13	5	18
20.	Shane Montgomery, 1989	1	16	17
	Erik Kramer, 1985	1	16	17

CAREER

Rk.	Name, Years	RUN	PASS	TDR
1.	Philip Rivers, 2000-03	17	95	112
2.	Russell Wilson, 2009-10	17	76	98
3.	Jamie Barnette, 1996-99	15	59	74
4.	Mike Glennon, 2011-12	3	63	66
5.	Jacoby Brissett, 2014-15	9	43	52
	Ted Brown, 1975-78	51	1	52
7.	Stan Fritts, 1972-74	41	3	44
	Terry Harvey, 1991, 93-95	6	38	44
9.	Erik Kramer, 1985-86	6	30	36
10.	Roman Gabriel, 1959-61	15	19	34
	Matthew Dayes, 2013-16	34	0	34
12.	Shane Montgomery, 1987-89	2	31	33
	T.A. McLendon, 2002-04	33	0	33
14.	Dave Buckley, 1972-75	9	22	31
15.	Tol Avery, 1980-82	12	17	29
16.	Bruce Shaw, 1971-73	10	16	26
17.	Johnny Evans, 1974-77	13	12	25
18.	Gary Downs, 1990-93	23	1	24

FIELD GOALS MADE

GAME

Rk.	Name, Game, Year	No.
1.	Nathan Ritter, ECU, 1978	5
2.	Niklas Sade, La. Tech, 2013	4
	Niklas Sade, UNC, 2013	4
	Steven Hauschka, Miami, 2007	4
	Adam Kiker, Maryland, 2001	4
	Marc Primanti, Georgia Tech, 1995	4
	Steve Videtich, Maryland, 1994	4

Damon Hartman, UNC, 1990	4
Damon Hartman, Wake Forest, 1988	4
Bryan Carter, Duke, 1987	4

SEASON

Rk.	Name, Game, Year	Md.-Att.
1.	Josh Czajkowski, 2010	20-26
	Marc Primanti, 1996	20-20
3.	Niklas Sade, 2013	19-23
	Damon Hartman, 1989	19-28
5.	Mike Cofer, 1984	18-23
6.	Nathan Ritter, 1978	17-19
	Gerald Warren, 1967	17-22
8.	Steve Videtich, 1994	16-18
	Steven Hauschka, 2007	16-18
	Josh Czajkowski, 2008	16-19
11.	John Deraney, 2005	15-20
12.	Steve Videtich, 1992	14-22
13.	Niklas Sade, 2012	13-23
	John Deraney, 2004	13-22
	Adam Kiker, 2001	13-14
	Kent Passingham, 2000	13-18
	Mike Cofer, 1986	13-17
18.	Niklas Sade, 2014	12-17
	Adam Kiker, 2003	12-17
	Danny Deskevich, 1998	12-12
	Steve Videtich, 1993	12-13
	Damon Hartman, 1991	12-22
	John Deraney, 2006	12-16

CAREER

Rk.	Name, Years	Md.-Att.
1.	Niklas Sade, 2011-14	55-79
2.	Mike Cofer, 1982-84, 86	50-68
3.	Damon Hartman, 1988-91	48-75
4.	Josh Czajkowski, 2008-10	46-57
5.	Steve Videtich, 1992-94	42-53
6.	John Deraney, 2003-06	40-58
7.	Nathan Ritter, 1978-80	33-41
8.	Marc Primanti, 1995-96	31-33
9.	Adam Kiker, 2000-03	30-38
10.	Gerald Warren, 1967-68	26-38
11.	Kent Passingham, 1998-00	22-32
12.	Harold Deters, 1964-66	21-43
13.	Jay Sherrill, 1974-77	20-43
14.	Mike Charron, 1969-71	16-32
	Steven Hauschka, 2007	16-18
16.	Kyle Bambard, 2015-pres.	12-24
	Danny Deskevich, 1998	12-12

FIELD GOAL PERCENTAGE

SEASON

Rk.	Name, Year	Md.-Att.	Pct.
1.	Danny Deskevich, 1998	12-12	1.000
	Marc Primanti, 1995	20-20	1.000
3.	Adam Kiker, 2001	13-14	.929
4.	Steve Videtich, 1993	12-13	.923
5.	Nathan Ritter, 1978	17-19	.895
6.	Steve Videtich, 1994	16-18	.889
	Steven Hauschka, 2007	16-18	.889
8.	Marc Primanti, 1995	11-13	.846
9.	Josh Czajkowski, 2008	16-19	.842
10.	Josh Czajkowski, 2009	10-12	.833
11.	Niklas Sade, 2013	19-23	.826
12.	Mike Cofer, 1983	11-14	.786
13.	Mike Cofer, 1984	18-23	.783
14.	Nathan Ritter, 1979	7-9	.778
15.	Gerald Warren, 1967	17-22	.773
16.	Josh Czajkowski, 2010	20-26	.769
17.	Mike Cofer, 1986	13-17	.765

CAREER

Rk.	Name, Years	Md.-Att.	Pct.
1.	Danny Deskevich, 1998	12-12	1.000
2.	Marc Primanti, 1995-96	31-33	.939
3.	Steven Hauschka, 2007	16-18	.889
4.	J. Czajkowski, 2007-10	46-57	.807
5.	Nathan Ritter, 1978-80	33-41	.805

6.	Adam Kiker, 2000-03	30-38	.789
7.	Steve Videtich, 1991-94	42-53	.792
8.	Ron Sewell, 1972-73	7-9	.778
9.	Mike Cofer, 1982-86	50-68	.735
10.	Niklas Sade, 2011-14	55-79	.696
11.	John Deraney, 2003-2006	40-58	.690
12.	Gerald Warren, 1967-68	26-40	.650
13.	Todd Auten, 1978-81	11-17	.647
14.	Kelly Holodick, 1985-86	9-14	.643
15.	Damon Hartman, 1988-91	48-75	.640

CONSECUTIVE FIELD GOALS MADE

Rk.	Name, Years	No.
1.	Marc Primanti, 1995-96	27
2.	Danny Deskevich, 1998	12
	Steve Videtich, 1993, 1994	12
4.	Mike Cofer, 1984, 1986	10
	Steven Hauschka, 2007	10
6.	Steve Videtich, 1994	9
	Steve Videtich, 1992-93	9
	Josh Czajkowski, 2008-09	9
9.	Adam Kiker, 2001	8
	Josh Czajkowski, 2008	8
11.	Niklas Sade, 2013	7
	Mike Cofer, 1982-83	7
	Nathan Ritter, 1978	7
	Gerald Warren, 1967	7
15.	Niklas Sade, 2011	6
	Josh Czajkowski, 2010	6
	Damon Hartman, 1988	6
	Mike Cofer, 1986	6
	Mike Cofer, 1984	6
	Mike Cofer, 1982	6

MOST PATS

GAME

Rk.	Name, Game, Year	Made
1.	Kyle Bambard, South Alabama, 2015	9-9
2.	Adam Kiker, Kansas, 2003	8-8
	Austin Herbert, Navy, 2002	8-9
	Niklas Sade, Maryland, 2011	8-8
5.	Kyle Bambard, Old Dominion, 2016	7-7
	Niklas Sade, Citadel, 2012	7-7
	Niklas Sade, South Florida, 2014	7-7
	John Deraney, ECU, 2004	7-7
	Marc Primanti, Wake Forest, 1995	7-7
	Damon Hartman, East Tenn. St., 1988	7-7
	Ron Sewell, Wake Forest, 1973	7-7
	Jim Byler, VMI, 1946	7-7

SEASON

Rk.	Name, Year	Att.	Md.
1.	Adam Kiker, 2003	59	56
2.	Kyle Bambard, 2015	56	54
3.	Niklas Sade, 2011	47	46
	Niklas Sade, 2014	48	46
5.	Niklas Sade, 2012	46	44
	Josh Czajkowski, 2009	44	44
7.	Josh Czajkowski, 2010	43	42
8.	Ron Sewell, 1973	48	41
9.	Ron Sewell, 1972	42	40
10.	Chris Hensler, 1997	39	39
11.	Austin Herbert, 2002	43	38
	Steve Videtich, 1992	38	38
13.	Kent Passingham, 2000	38	36
14.	Mike Cofer, 1986	35	33
	Nathan Ritter, 1979	34	33
	Josh Czajkowski, 2008	34	33
17.	Niklas Sade, 2013	31	31
18.	John Deraney, 2004	29	29
	Danny Deskevich, 1998	29	29
	Steve Videtich, 1994	31	29
21.	Jay Sherrill, 1977	28	28
	John Deraney, 2005	28	28

CAREER

Rk.	Name, Years	Att.	Md.
1.	Niklas Sade, 2011-14	172	167
2.	Josh Czajkowski, 2008-10	121	119
3.	Mike Cofer, 1982-86	108	97
	Damon Hartman, 1988-91	101	97
5.	Adam Kiker, 2000-03	102	94
6.	Steve Videtich, 1992-94	97	93
7.	John Deraney, 2003-2006	85	84
8.	Ron Sewell, 1972-73	90	81
	Nathan Ritter, 1978-80	85	81
10.	Kyle Bambard, 2015-pres.	84	79
11.	Kent Passingham, 1998-00	66	63
	Jay Sherrill, 1975-77	67	63
13.	Marc Primanti, 1995-96	52	51

PAT PERCENTAGE

SEASON

Rk.	Name, Year	Md.-Att.	Pct.
1.	Niklas Sade, 2013	31-31	1.000
	Josh Czajkowski, 2009	44-44	1.000
	Chris Hensler, 1997	39-39	1.000
	Steve Videtich, 1992	38-38	1.000
	John Deraney, 2004	29-29	1.000
	John Deraney, 2005	28-28	1.000
	Danny Deskevich, 1998	29-29	1.000
	Jay Sherrill, 1977	28-28	1.000
	Damon Hartman, 1988	27-27	1.000
	Steven Hauschka, 2007	25-25	1.000
	Marc Primanti, 1996	24-24	1.000
	Gerald Warren, 1967	19-19	1.000
	Harold Deters, 1966	19-19	1.000
14.	Niklas Sade, 2011	46-47	.979
15.	Josh Czajkowski, 2010	42-43	.977
16.	Josh Czajkowski, 2008	33-34	.970
17.	Kyle Bambard, 2015	54-56	.964
	Marc Primanti, 1995	27-28	.964
	Damon Hartman, 1989	27-28	.964

CAREER

(Min. 30 made)

Rk.	Name, Year	Md.-Att.	Pct.
1.	John Deraney, 2003-06	84-85	.988
2.	J. Czajkowski, 2008-10	119-121	.983
3.	Marc Primanti, 1995-96	51-52	.981
4.	Gerald Warren, 1967-68	41-42	.976
5.	Chris Hensler, 1996-97	39-40	.975
6.	Niklas Sade, 2011-14	167-172	.971
7.	Harold Deters, 1964-66	32-33	.969
8.	Marc Primanti, 1995	27-28	.964
9.	Damon Hartman, 1988-91	97-101	.960
10.	Steve Videtich, 1992-94	93-97	.959
11.	Nathan Ritter, 1978-80	81-85	.953
12.	Kyle Bambard, 2015	79-84	.940
	Kent Passingham, 1998-00	63-67	.940
	Jay Sherrill, 1975-77	63-67	.940

CONSECUTIVE PATS MADE

Rk.	Name, Years	No.
1.	Josh Czajkowski, 2008-10	83
2.	John Deraney, 2003-06	76
3.	Niklas Sade, 2011-12	60
4.	Jay Sherrill, 1976-77	51
5.	Steve Videtich, 1992-94	49
6.	Nathan Ritter, 1979-80	46
7.	Damon Hartman, 1988-90	41
8.	Chris Hensler, 1997	39
9.	Steve Videtich, 1992	38
10.	Marc Primanti, 1995-96	37
11.	Niklas Sade, 2012-13	35
12.	Ron Sewell, 1972-73	34
13.	Harold Deters, 1965-66	30

BOLD FACE indicates current player

TACKLES

GAME

Rk	Name, Opp., Year	Tkl
1.	Pat Teague, Virginia Tech, 1986	26
2.	Pat Teague, UNC, 1986	24
	Dantonio Burnette, Clemson, 2001	24
	Bill Cowher, Clemson, 1978	24
	Bill Cowher, South Carolina, 1977	24
6.	Clayton White, Ohio, 1998	23
7.	Levar Fisher, UNC, 2001	21
	Levar Fisher, Maryland, 2000	21
	Pat Teague, South Carolina, 1984	21
10.	Andre Maddox, Georgia Tech, 2002	20
	Levar Fisher, Wake Forest, 2001	20
	Levar Fisher, Florida State, 2000	20
	Clayton White, Texas, 1999	20
	Jason Perry, Ohio, 1998	20
	Vaughan Johnson, ECU, 1983	20
16.	Earl Wolff, Clemson, 2012	19
	Levar Fisher, Clemson, 2000	19
	Pat Teague, Furman, 1984	19
	Andy Hendel, Duke, 1982	19
	Bill Cowher, Duke, 1978	19

SEASON

Rk	Name, Year	No.
1.	Bill Cowher, 1978	195
2.	Robert Abraham, 1981	183
3.	Bill Cowher, 1977	176
4.	David Merritt, 1992	167
5.	Vaughan Johnson, 1982	167
6.	Levar Fisher, 2000	166
7.	Kelvin Crooms, 1985	161

CAREER

Rk	Name, Years	No.
1.	Levar Fisher, 1998-01	492
2.	Dantonio Burnette, 1999-02	476
3.	Damien Covington, 1991-94	457
4.	Robert Abraham, 1978-81	407
5.	Earl Wolff, 2009-2012	400
6.	Vaughan Johnson, 1980-83	384
7.	Bill Cowher, 1975-78	371
8.	Billy Ray Haynes, 1988-91	364
9.	Kyle Wescoe, 1975-78	348
	Oliver Hoyte, 2002-05	342
11.	Andre Maddox, 2001-04	341
12.	Patrick Thomas, 2001-04	334
13.	Morocco Brown, 1994-97	332
14.	Pat Teague, 1983-86	328
	David Merritt, 1989-92	328
16.	Audie Cole, 2008-11	318
15.	Mark Franklin, 1982-85	315
	Terrence Holt, 1999-02	315

SACKS

GAME

Rk	Name, Opponent, Year	No.
1.	Mario Williams, Maryland, 2005	4-22
	Mario Williams, S. Miss, 2005	4-12
3.	Eric Counts, Wake Forest, 1993	3.5-19
	Mario Williams, Wake Forest, 2005	3.5-21
5.	Darian Roseboro, ODU, 2016	3-25
	Bradley Chubb, Notre Dame, 2016	3-13
	Mario Williams, Florida St, 2004	3-29
	Manny Lawson, Va. Tech, 2004	3-27
	Manny Lawson, UNC, 2005	3-27
	Mike Rose, Syracuse, 2014	3-24



Nate Irving, who played in Super Bowl XLVIII with the Denver Broncos, set a single game record with eight tackles for loss against Wake Forest in 2010.

Dantonio Burnette, Duke, 2002	3-24
Willie Young, Wake Forest, 2009	3-24
Corey Edmond, Southern Miss, 1990	3-20
Mike Jones, Duke, 1990	3-17
Nate Goodson, SMU, 2000	3-15
Drew Wimsatt, UNC, 2002	3-11

SEASON

Rk	Name, Year	No.
1.	Mario Williams, 2005	14.5-80
2.	Tyler Lawrence, 1993	11-73
3.	Bradley Chubb, 2016	10.5-59
	Mike Rose, 2015	10.5-56
	Carl Reeves, 1992	10.5-111
6.	Mike Jones, 1990	10-55
7.	Dantonio Burnette, 2002	9-48
	Shawn Price, 2002	9-79
9.	Frank Bush, 1983	8-81
	Scott Auer, 1988	8-80
	Derick Debnam, 1989	8-58
	Willie Young, 2009	8-56
	Pat Thomas, 2003	8-53
	Al Dellaporta, 1981	8-43
15.	Darian Roseboro, 2016	7-61
	Terrance Chapman, 2001	7-64
	Martrel Brown, 2006	7-64
	Manny Lawson, 2004	7-55
	Bubba Green, 1980	7-55
	Art Norman, 2011	7-44
	Joe Hannah, 1979	7-36
	Kyle Blalock, 1997	7-34

CAREER

Rk	Name, Years	No.-Yds.
1.	Mario Williams, 2003-05	25.5-156
2.	Tyler Lawrence, 1990-93	24-157
3.	Art Norman, 2011-14	23.5-173
4.	Carl Reeves, 1991-94	22.5-197
5.	Manny Lawson, 2002-05	21-163
	Mike Jones, 1987-90	21-128
7.	Willie Young, 2005-2009	20.5-143
8.	Ray Agnew, 1986-89	17-117

	George Anderson, 1999-02	17-94
10.	Bradley Chubb, 2014-pres.	16-91
11.	Corey Smith, 1998-01	15.5-138
	Patrick Thomas, 2001-04	15.5-98
13.	Frank Bush, 1981-84	15-138
14.	Brian Jamison, 1998-01	14-108
15.	Scott Auer, 1985-88	13-107
	Joe Hannah, 1976-79	13-93
	Dantonio Burnette, 1999-02	13-78
	Al Dellaporta, 1980-81	13-71
	Audie Cole, 2008-11	13-99

TACKLES FOR LOSS

GAME

Rk	Name, Opponent, Year	No.
1.	Nate Irving, Wake Forest, 2010	8-22
2.	Mario Williams, S. Miss, 2005	6-16
3.	Eric Counts, Wake Forest, 1993	5.5-36
4.	Mario Williams, FSU, 2004	5-31
	Mario Williams, Maryland, 2005	5-23
	Oliver Hoyte, Miami, 2004	5-5
	Dantonio Burnette, Duke, 2002	5-26
	Levar Fisher, Maryland, 2000	5-19
	Mike Jones, Clemson, 1990	5-NA

SEASON

Rk	Name, Year	No.
1.	Mario Williams, 2005	27.5-101
2.	Bradley Chubb, 2016	22-86
3.	Manny Lawson, 2005	21-113
	Tyler Lawrence, 1993	21-91
5.	Nate Irving, 2006-10	20.5-77
	Stephen Tulloch, 2005	20.5-67
7.	Carl Reeves, 1992	20-135
8.	Dantonio Burnette, 2002	17-67
9.	Rickey Dowdy, 2012	16.5-46
10.	Simon Gupton, 1977	16-72
	Clayton White, 1998	16-46
12.	Mike Rose, 2014	15-82
	Mike Rose, 2015	15-73
	Levar Fisher, 2000	15-46
	Pat Thomas, 2003	15-71
	Mario Williams, 2004	15-82

CAREER

Rk	Name, Year	No.
1.	Mario Williams, 2003-05	55.5-227
2.	Willie Young, 2005-09	45.5-233
3.	Carl Reeves, 1991-94	45-269
4.	Manny Lawson, 2002-05	41-221
5.	Dantonio Burnette, 1999-02	41-153
6.	Stephen Tulloch, 2003-05	40-113
7.	Nate Irving, 2006-10	39.5-149
8.	Tyler Lawrence, 1990-93	38-139
9.	Patrick Thomas, 2001-04	37-144
10.	Oliver Hoyte, 2002-05	36.5-79
	Art Norman, 2011-14	36.5-219
12.	Bradley Chubb, 2014-pres.	34-132
13.	Levar Fisher, 1998-01	33-147
14.	Clayton White, 1997-00	33-107
15.	Corey Smith, 1998-01	31-185
16.	Thomas Teal, 2011-14	30.5-114
17.	George Anderson, 1999-02	30-128
18.	Audie Cole, 2008-11	28.5-133

FUMBLES CAUSED

SEASON

Rk	Name, Year	No.
1.	Corey Smith, 2001	6
	Jesse Campbell, 1989	6
	Jesse Campbell, 1988	6
4.	Levar Fisher, 2000	5
	Brian Jamison, 1999	5

CAREER

Rk.	Name, Years	No.
1.	Jesse Campbell, 1988-90	15
2.	Levar Fisher, 1998-01	9
3.	Earl Wolff, 2009-12	8
	Brian Jamison, 1998-01	8
	Raymond Phillips, 1982-85	8
6.	Dravious Wright, 2013-16	7
	David Merritt, 1989-92	7
	Nate Irving, 2006-10	7
	Audie Cole, 2008-11	7
10.	Dantonio Burnette, 1999-02	6
	Corey Smith, 1998-01	6
	Scott Auer, 1985-88	6
	Andy Hendel, 1981-83	6
	Robert Abraham, 1978-81	6

FUMBLES RECOVERED

SEASON

Rk.	Name, Years	No.
1.	Dan Medlin, 1970	5
2.	Ken Sheesley, 1973	4
	Ray Agnew, 1989	4
	Mark Franklin, 1985	4
	Mike Nall, 1978	4

CAREER

Rk.	Name, Years	No.
1.	Dantonio Burnette, 1999-02	7
	Fernandus Vinson, 1987-90	7
3.	Levar Fisher, 1998-01	6
	Mark Thomas, 1988-91	6
	Jesse Campbell, 1988-90	6
	Ray Agnew, 1986-89	6
	Frank Bush, 1981-84	6
	Mike Nall, 1976, 78-79	6
	Simon Gupton, 1977-79	6
10.	Damien Covington, 1991-94	5
	Terrell Manning, 2009-11	5

INTERCEPTIONS

GAME

Rk.	Name	Int.	Yds.	TD
1.	Rod Johnson, Notre Dame, 2003	3	36	0
	John McRorie, S. Carolina, 1983	3	0	0
	Eric Williams, Duke, 1979	3	19	0
	Art Rooney, Wake Forest, 1938	3	NA	NA
	Art Rooney, Virginia Tech, 1937	3	NA	NA

SEASON

Rk.	Name	Yds.	Avg.	TD	Int.
1.	David Amerson, 2011	205	15.8	2	13
2.	Art Rooney, 1938	N/A	NA	NA	8
	Art Rooney, 1937	N/A	NA	NA	8
4.	Lloyd Harrison, 1998	51	7.3	0	7
	Eric Williams, 1981	107	13.3	0	7

	Mike Devine, 1973	49	7.0	0	7
	Van Walker, 1970	91	13.0	0	7
	Tony Golmont, 1965	86	12.3	0	7
9.	Derrick Taylor, 1986	164	27.3	1	6
	John McRorie, 1983	30	5.0	1	6
	Jack Whitley, 1968	116	19.3	1	6
	Jim O'Rourke, 1949	126	21.0	0	6

CAREER

Rk.	Name	Yds	TD	Int.
1.	David Amerson, 2010-12	287	3	18
2.	Eric Williams, 1978-82	138	0	16
	Art Rooney, 1936-38	NA	NA	16
4.	Lloyd Harrison, 1996-99	51	0	12
	Woodrow Wilson, 1977-79	158	1	12
6.	Hassan Shamsid-Deen, 1995-97	43	0	10
	Fernandus Vinson, 1987-90	141	0	10
	Mike Devine, 1972-74	78	0	10
	Bob Devins, 1971-72, 1974	50	0	10
	Jack Whitley, 1968-70	196	2	10
	Tony Golmont, 1963-65	151	1	10
	Mike Nall, 1976, 78-79	140	1	10



David Amerson set an ACC record and led the nation in interceptions with 13 in 2011.

PASSES BROKEN UP

SEASON

Rk	Name, Year	No.
1.	Lloyd Harrison, 1998	23
2.	Marcus Hudson, 2005	20
3.	Donnie LeGrande, 1981	19
4.	Tony Scott, 1999	18
	Tony Scott, 1997	18
	Joe Johnson, 1990	18
7.	Lloyd Harrison, 1999	15
8.	Lamont Reid, 2004	14
	Mike Reid, 1991	14
	Michael Brooks, 1987	14
	Joe Johnson, 1987	14
12.	Mike Reid, 1992	13
	Joe Johnson, 1989	13

CAREER

Rk	Name, Years	No.
1.	Joe Johnson, 1987-90	51
2.	Tony Scott, 1996-99	45
3.	Lloyd Harrison, 1996-99	40
4.	Nelson Jones, 1983-86	34

5.	Marcus Hudson, 2002-05	33
	A.J. Davis, 2003-06	33
7.	Lamont Reid, 2001-04	32
8.	Jesse Campbell, 1988-90	30
	Michael Brooks, 1985-88	30
	Donnie LeGrande, 1978-79, 81	30
11.	Jack Tocho, 2013-16	26
12.	Perry Williams, 1980-82	23
14.	William Strong, 1991-94	22
	Eric Williams, 1978-79, 80-81	22
	Dewayne Washington, 1990-93	22
16.	Brian Williams, 1998-01	20
	Fernandus Vinson, 1987-90	20
	Terrence Holt, 1999-02	20

BLOCKED KICKS

GAME

Rk	Name, Opponent, Year	Blocked Kicks
1.	Mark Capuano, Georgia, 1967	2 punts
	Louie Meadows, Maryland, 1981	2 (2 FG)
	Mike Reid, Kent State, 1991	2 punts
	Terrence Holt, Texas, 1999	2 punts
	Terrence Holt, Navy, 2002	2 punts

SEASON

Rk	Name, Year	Blocked Kicks
1.	Terrence Holt, 2001	4 (4 FG)
	Mark Capuano, 1967	4 (3 punt/1 FG)
3.	Terrence Holt, 2000	3 (3 FG)
	Terrence Holt, 2002	3 (2 punt/1 FG)
	Manny Lawson, 2002	3 (3 punts)
6.	Colby Jackson, 2010	2 (2 punts)
	Brian Williams, 2001	2 (2 punts)
	Don Miketa, 1957	2 punts
	Don Montgomery, 1963	2 punts
	Art McMahon, 1966	2 punts
	Mark Capuano, 1968	2 (1 punt/1 PAT)
	Eddie Poole, 1973	2 (2 FG)
	Louie Meadows, 1981	2 (2 FG)
	Mike Reid, 1991	2 (2 punts)
	Tony Scott, 1998	2 (2 punts)
	Terrence Holt, 1999	2 (2 punts)
	Brian Jamison, 1999	2 (1 punt/1 PAT)
	Manny Lawson, 2003	2 (2 punts)

CAREER

Rk	Name, Years	Blocked Kicks
1.	Terrence Holt, 1999-02	12 (8 FG/4 punts)
2.	Manny Lawson, 2002-05	7 (7 punts)
3.	Mark Capuano, 1967-69	6 (1 FG/4 punt/1 PAT)
4.	Woody Jones, 1939-41	6 (6 punts)
5.	Brian Williams, 1998-01	5 (5 punts)
6.	Brian Jamison, 1998-01	3 (2 punts, 1 PAT)
	Eddie Poole, 1973-75	3 (3 FG)
	Mike Reid, 1989-92	3 (3 punts)

BOLD FACE indicates current player

KICKOFF RETURN YARDS

GAME

Rk.	Name, Game, Year	Yds.
1.	Tobais Palmer, Clemson, 2012	277
2.	T.J. Graham, Duke, 2009	202
3.	Nyheim Hines, Louisville, 2016	189
4.	Greg Golden, Pittsburgh, 2001	175
5.	Alvis Whitted, Florida State, 1996	174
6.	Tobais Palmer, Vanderbilt, 2012	173
7.	Nyheim Hines, Louisville, 2015	169
8.	T.J. Graham, S. Florida, 2008	163
9.	Darrell Blackman, Clemson, 2005	161
10.	T.J. Graham, Boston Coll., 2008	160
	T.J. Graham, Cincinnati, 2011	160
12.	Rahshon Spikes, Clemson, 1996	158
13.	Alvis Whitted, Maryland, 1994	155
	Ed Mooney, Duke, 1950	155
15.	Rashard Smith, Maryland, 2013	151
16.	T.J. Graham, Georgia Tech, 2011	150
17.	Greg Golden, Texas Tech, 2002	149
18.	Rahshon Spikes, ECU, 1996	144
19.	Darrell Blackman, Clemson, 2007	143
20.	Darrell Blackman, UNC, 2005	138

SEASON

Rk.	Name, Year	Att.	Avg.	Yards
1.	Tobais Palmer, 2012	44	25.7	1,130
2.	T.J. Graham, 2008	41	25.1	1,028
3.	T.J. Graham, 2011	44	22.4	996
4.	Nyheim Hines, 2015	35	26.3	920
5.	Nyheim Hines, 2016	32	24.4	782
6.	Bobby Hall, 1968	29	24.9	721
7.	Darrell Blackman, 2007	30	23.2	697
8.	Chris Williams, 1987	33	21.1	695
9.	Ralph Stringer, 1975	27	25.0	676
10.	Roland Hooks, 1972	27	22.8	615
11.	Darrell Blackman, 2005	20	29.1	582
12.	T.J. Graham, 2009	23	24.9	574
13.	T.J. Graham, 2010	29	19.5	565
14.	Darrell Blackman, 2006	19	28.9	549
15.	Alvis Whitted, 1995	26	20.5	533
16.	Koren Robinson, 2000	20	25.3	506
17.	Gary Rowe, 1966	20	25.3	505
18.	Ralph Stringer, 1974	19	26.3	500
19.	Pat Kenney, 1970	26	19.0	495
20.	Alvis Whitted, 1997	20	24.5	489

CAREER

Rk.	Name, Years	Att.	Avg.	Yards
1.	T.J. Graham, 2008-11	137	23.0	3,153
2.	Ralph Stringer, 1973-77	78	25.5	1,988
3.	Alvis Whitted, 1994-97	84	22.96	1,929
4.	Darrell Blackman, 2004-07	70	26.3	1,842
5.	Nyheim Hines, 2015-pres.	67	25.4	1,702
6.	Chris Williams, 1987-89, 91	62	21.9	1,358
7.	Tobais Palmer, 2011-12	33	25.7	1,130
8.	Lamont Reid, 2001-04	38	26.2	994
9.	Roland Hooks, 1972-73	43	22.8	981
10.	Gary Rowe, 1964-66	44	21.9	965
11.	Rahshon Spikes, 1996-99	36	23.1	831
12.	Bobby Hall, 1966-68	35	24.6	825
13.	Ant. Barbour, 1988-89, 91-92	33	24.9	823
14.	Naz Worthen, 1984-86, 88	36	22.4	806
15.	George Marinkov, 1954-56	27	28.1	760
16.	Rickey Adams, 1975-79	35	21.2	741

KICKOFF RETURN AVG.

SEASON

Rk.	Name, Year	Att.	Yds.	Avg.
1.	George Marinkov, 1954	13	459	35.3
2.	Lamont Reid, 2002	14	424	30.3
	Lamont Reid, 2004	7	212	30.3



Tobais Palmer tallied 277 yards against Clemson in 2012, a school record.

4.	Darrell Blackman, 2005	20	582	29.1
5.	Darrell Blackman, 2006	19	549	28.9
6.	Anthony Barbour, 1991	13	361	27.8
7.	Ed Mooney, 1949	12	327	27.3
8.	Rahshon-Spikes, 1996	12	318	26.5
9.	Nyheim Hines, 2015	35	920	26.3
	Ralph Stringer, 1974	19	500	26.3
11.	Chris Williams, 1988	18	468	26.0
12.	Ralph Stringer, 1977	19	488	25.7
	Tobais Palmer, 2012	44	1,130	25.7
14.	Ralph Stringer, 1973	11	281	25.5
15.	Koren Robinson, 2000	20	506	25.3
	Gary Rowe, 1966	20	505	25.3
17.	Ed France, 1960	13	327	25.2
18.	Alvis Whitted, 1994	18	452	25.1
	T.J. Graham, 2008	41	1,028	25.1

CAREER

Rk.	Name, Years	Att.	Yds.	Avg.
1.	George Marinkov, 1954-56	27	760	28.1
2.	Darrell Blackman, 2004-07	70	1,842	26.3
3.	Lamont Reid, 2001-04	38	994	26.2
4.	Tobais Palmer, 2011-12	44	1,130	25.7
5.	Ralph Stringer, 1973-75, 1977	78	1,991	25.5
6.	Nyheim Hines, 2015-pres.	67	1,702	25.4
7.	Mike Clark, 1961-63	25	631	25.2
8.	Anthony Barbour, 1988-89, 91-92	33	823	24.9
9.	Bobby Hall, 1966-68	35	825	23.6
10.	Koren Robinson, 1999-00	24	560	23.3
11.	Rahshon Spikes, 1996-99	36	831	23.1
12.	T.J. Graham, 2008-11	137	3,153	23.0
13.	Alvis Whitted, 1994-97	84	1,929	22.9
14.	Roland Hooks, 1972-73	43	981	22.8
15.	Naz Worthen, 1984-86, 1988	36	806	22.4
16.	Rashard Smith, 2009-13	15	334	22.3
17.	Chris Williams, 1987-89, 1991	62	1,358	21.9
	Gary Rowe, 1964-66	44	965	21.9
19.	Ledel George, 1990-91	22	480	21.8

PUNT RETURN YARDS

GAME

Rk.	Name, Game, Year	Yds.
1.	Darrell Blackman, Florida St, 2004	103
2.	Fred Combs, Virginia, 1967	102
3.	Ledel George, App. State, 1992	99
4.	Rashard Smith, Duke, 2013	93
5.	Darrell Blackman, Central Florida, 2007	90
6.	T.J. Graham, UNC, 2010	88
	T.J. Graham, Liberty, 2011	88
8.	Rashard Smith, C. Michigan, 2013	87

9.	Darrell Blackman, ECU, 2004	85
10.	Tramain Hall, Maryland, 2003	83
	Rashard Smith, The Citadel, 2012	83

SEASON

Rk.	Name, Year	Att.	Avg.	Yards
1.	Fred Combs, 1967	24	18.1	434
2.	Ledel George, 1990	39	11.0	428
3.	Bra'Lon Cherry, 2015	27	13.3	358
4.	Ledel George, 1991	40	8.2	328
5.	Darrell Blackman, 2007	26	12.4	322
6.	Rashard Smith, 2012	34	9.3	316
7.	Jack Whitley, 1968	21	14.8	311
8.	Alex Webster, 1950	14	19.7	276
9.	Torry Holt, 1998	20	13.6	273
10.	Jack Whitley, 1970	24	10.3	248
11.	Rashard Smith, 2013	17	14.1	240
12.	Mike Stultz, 1972	18	13.3	239
13.	Ledel George, 1992	21	11.3	238
14.	Louie Meadows, 1981	17	13.0	222
15.	Koren Robinson, 2000	14	15.6	218
16.	Darrell Blackman, 2004	12	17.8	214

CAREER

Rk.	Name, Years	Att.	Avg.	Yards
1.	Ledel George, 1990-93	125	9.5	1,191
2.	Darrell Blackman, 2004-07	83	10.4	864
3.	Jack Whitley, 1968-70	67	10.7	721
4.	Alex Webster, 1950-52	33	19.2	634
5.	T.J. Graham, 2008-11	65	9.7	628
6.	Rashard Smith, 2009-13	55	10.9	601
7.	Mike Stultz, 1971-73	58	9.7	564
8.	Bra'Lon Cherry, 2013-16	49	10.9	532
9.	Fred Combs, 1965-67	31	15.5	480
10.	Tramain Hall, 2002-05	52	8.9	462
11.	Torry Holt, 1995-98	38	11.9	454
12.	Ralph Stringer, 1974-75, 77	65	6.6	428
13.	Woodrow Wilson, 1976-77, 79	60	6.7	401

PUNT RETURN AVG.

SEASON

Rk.	Name, Year	Att.	Yds.	Avg.
1.	Alex Webster, 1950	14	276	19.7
2.	Fred Combs, 1967	24	434	18.1
3.	Darrell Blackman, 2004	12	214	17.8
4.	Alex Webster, 1951	11	195	17.7
5.	Koren Robinson, 2000	14	218	15.6
6.	Jack Whitley, 1968	21	311	14.8
7.	Rashard Smith, 2013	17	240	14.1
7.	Torry Holt, 1998	20	273	13.6
8.	Torry Holt, 1997	12	162	13.5
9.	Bra'Lon Cherry, 2015	27	358	13.3
	Mike Stultz, 1972	18	239	13.3
	Tony Kozarsky, 1961	13	173	13.3
12.	Joe Scarpati, 1963	15	198	13.2

CAREER

Rk.	Name, Years	Att.	Yds.	Avg.
1.	Alex Webster, 1950-52	33	634	19.2
2.	Fred Combs, 1965-67	31	480	15.5
3.	Tony Kozarsky, 1961-63	25	302	12.1
4.	Joe Scarpati, 1961-63	31	373	12.0
5.	Koren Robinson, 1999-00	28	308	11.0
6.	Torry Holt, 1995-98	38	454	11.9
7.	Bra'Lon Cherry, 2013-16	49	532	10.9
	Rashard Smith, 2009-13	55	601	10.9
9.	Jack Whitley, 1968-70	67	721	10.7
10.	Darrell Blackman, 2004-07	83	864	10.4
11.	Gary Yount, 1968-69	26	264	10.1
12.	T.J. Graham, 2008-11	65	628	9.7
	Mike Stultz, 1971-73	58	564	9.7
14.	Ledel George, 1990-93	125	1,191	9.5

BOLD FACE indicates current player

SINGLE GAME

PASSING YARDS

SENIOR

Rk.	Name, Opp., Year	Cmp.	Att.	Yds
1.	Shane Montgomery, Duke, 1989	37	73	535
2.	Mike Glennon, Clemson, 2012	29	53	493
3.	Philip Rivers, Kansas, 2003	37	45	475

JUNIOR

1.	Jamie Barnette, Baylor, 1998	24	55	469
2.	Jamie Barnette, Duke, 1998	18	34	379
3.	Jamie Barnette, Clemson, 1998	20	33	374

SOPHOMORE

1.	Shane Montgomery, Duke, 1987	29	46	468
2.	Shane Montgomery, UVa, 1987	30	54	402
3.	Russell Wilson, Fla. State, 2009	20	30	349

FRESHMAN

1.	Philip Rivers, Duke, 2000	32	50	413
2.	Philip Rivers, Indiana, 2000	31	52	401
3.	Philip Rivers, Arkansas St., 2000	29	57	397



Dick Christy holds the single-game record for most touchdowns by a senior. He had four and scored every point in the win over South Carolina in 1957.

PASS COMPLETIONS

SENIOR

Rk.	Name, Opp., Year	Att.	Yds.	Cmp.
1.	Philip Rivers, W. Forest, 2003	49	433	38
2.	Shane Montgomery, Duke, 1989	73	535	37
	Philip Rivers, Kansas, 2003	45	475	37

JUNIOR

1.	Russell Wilson, BC, 2010	51	328	38
2.	Mike Glennon, Maryland, 2011	55	306	36
3.	Jacoby Brissett, FSU, 2014	48	359	32

SOPHOMORE

1.	Shane Montgomery, UVa, 1987	54	402	30
2.	Shane Montgomery, Duke, 1987	46	468	29
3.	Philip Rivers, Maryland, 2001	43	275	27

FRESHMAN

1.	Philip Rivers, Duke, 2000	50	413	32
2.	Philip Rivers, Indiana, 2000	52	401	31
3.	Philip Rivers, Arkansas St., 2000	57	397	29

PASS ATTEMPTS

SENIOR

Rk.	Name, Opp., Year	Cmp.	Yds.	Att.
1.	Shane Montgomery, Duke, 1989	37	535	73
2.	Shane Montgomery, Clemson, 1989	30	297	56
3.	Mike Glennon, Florida State, 2012	30	259	55

JUNIOR

1.	Russell Wilson, Maryland, 2010	31	311	60
2.	Daniel Evans, Wake Forest	24	286	56
3.	Jamie Barnette, Baylor, 1998	24	469	55
	Mike Glennon, Maryland, 2011	36	306	55

SOPHOMORE

1.	Harrison Beck, Boston Coll., 2007	26	321	50
2.	Philip Rivers, Clemson, 2001	24	310	46

Shane Montgomery, UVa, 1987	29	468	46
Shane Montgomery, Duke 1987	29	468	46

FRESHMAN

1.	Philip Rivers, Arkansas St., 2000	29	397	57
2.	Philip Rivers, Indiana, 2000	31	401	52
3.	Philip Rivers, Duke, 2000	32	413	50

TOUCHDOWN PASSES

SENIOR

Rk.	Name, Opp., Year	TD
1.	Mike Glennon, Clemson, 2012	5
	Mike Glennon, UNC, 2012	5
	Philip Rivers, Kansas, 2003	5
	Terry Harvey, Wake Forest, 1995	5

JUNIOR

1.	Philip Rivers, Navy, 2002	5
	Mike Glennon, Maryland, 2011	5
2.	Mike Glennon, S. Alabama, 2011	4
	Mike Glennon, C. Michigan, 2011	4
	Terry Harvey, Texas Tech, 1993	4
	Jamie Barnette, Clemson, 1998	4
	Philip Rivers, UMass, 2002	4
	Jay Davis, Miami, 2004	4
	Russell Wilson, W. Carolina, 2010	4

SOPHOMORE

1.	Russell Wilson, Florida State, 2009	5
2.	Jamie Barnette, Florida State, 1997	4
	Jamie Barnette, Maryland, 1997	4
	Philip Rivers, Clemson, 2001	4
	Philip Rivers, Duke, 2001	4
	Russell Wilson, Murray St, 2009	4
	Russell Wilson, Gardner-Webb, 2009	4
	Russell Wilson, Pitt, 2009	4
	Russell Wilson, UNC, 2009	4

FRESHMAN

1.	Philip Rivers, Indiana, 2000	5
----	------------------------------	---

RUSHING YARDS

SENIOR

Rk.	Name, Opp., Year	Att.	Yds.
1.	Vince Evans, ECU, 1985	26	201
2.	Ted Brown, Syracuse, 1978	33	198
3.	Anthony Barbour, Texas Tech, 1992	25	189

JUNIOR

1.	Matthew Dayes, 2015	16	205
2.	Ted Brown, Penn State, 1977	37	251
3.	Ed Mooney, Richmond, 1949	21	184

SOPHOMORE

1.	Willie Burden, Kent State, 1971	34	198
2.	Toney Baker, Clemson, 2006	34	174
3.	Jamelle Eugene, UNC, 2007	32	159
4.	Andre Brown, App. State, 2006	15	125

FRESHMAN

1.	Andre Brown, Southern Miss., 2005	32	248
2.	Ted Brown, Clemson, 1975	24	227
3.	Joe McIntosh, Wake Forest, 1981	25	220

RUSHING ATTEMPTS

SENIOR

Rk.	Name, Opp., Year	Yds.	Att.
1.	Ted Brown, UNC, 1978	189	36
2.	Ted Brown, Syracuse, 1978	198	33
	Ted Brown, West Virginia, 1978	158	33

JUNIOR

1.	Ray Robinson, Maryland, 2000	178	40
2.	Ted Brown, Penn State, 1977	251	37
3.	Vince Evans, ECU, 1980	176	30
	T.A. McLendon, Wake Forest, 2004	139	30

SOPHOMORE

1.	Willie Burden, Kent State, 1971	198	34
	Toney Baker, Clemson, 2006	174	34

3.	Jamelle Eugene, UNC, 2007	159	32
----	---------------------------	-----	----

FRESHMAN

1.	Andre Brown, S. Miss., 2005	248	32
	T.A. McLendon, Texas Tech, 2002	150	32
3.	Shadrach Thornton, BC, 2012	105	28

RUSHING TOUCHDOWNS

SENIOR

Rk.	Name, Opp., Year	TD
1.	Dick Christy, South Carolina, 1957	4

JUNIOR

1.	Ted Brown, Syracuse, 1977	3
	Darrell Moody, Wake Forest, 1969	3
	Charlie Bowers, South Carolina, 1968	3
	Charlie Bowers, Maryland, 1968	3
	Andre Brown, Wofford, 2007	3
	Russell Wilson, Florida State, 2010	3

SOPHOMORE

1.	Stan Fritts, Wake Forest, 1972	5
2.	Jamelle Eugene, UNC, 2007	3

FRESHMAN

1.	T.A. McLendon, Texas Tech, 2002	5
----	---------------------------------	---

RECEPTIONS

SENIOR

Rk.	Name, Opp., Year	Yds.	Rec.
1.	Torry Holt, Wake Forest, 1998	179	15
2.	Jerricho Cotchery, Kansas, 2003	171	13
3.	Torry Holt, Baylor, 1998	255	11
	Torry Holt, Clemson, 1998	255	11

JUNIOR


1.	Torry Holt, Florida State, 1997	168	12
	Jerricho Cotchery, Md, 2002	144	12
3.	Chris Corders, Clemson, 1989	91	10
	Steve Lester, Duke, 1971	112	10
	Jerricho Cotchery, Notre Dame, 2002	127	10

SOPHOMORE

1.	Jerricho Cotchery, Maryland, 2001	123	11
	T.A. McLendon, Virginia, 2003	104	11
	Donald Bowens, Virginia, 2007	202	11
	Nyheim Hines, Florida State, 2016	124	11

FRESHMAN

1.	Koren Robinson, Duke, 1999	129	10
	Koren Robinson, ECU, 1999	121	10



Andre Brown holds the single-game rushing record for a freshman (248 yards).

RECEIVING YARDS

SENIOR

Rk.	Name, Opp., Year	Rec.	Yards
1.	Torry Holt, Baylor, 1998	11	255
2.	Torry Holt, Clemson, 1998	11	225
3.	Tobais Palmer, Clemson, 2012	7	219

JUNIOR

1.	Eddie Goines, Wake Forest, 1993	5	207
2.	Donald Bowens, Virginia, 2007	11	202
3.	Jerricho Cotchery, Duke, 2002	6	174



SOPHOMORE

1. Nasrallah Worthen, Maryland, 1986	9	197
2. Todd Varn, Duke, 1987	9	165
3. Eddie Goines, UNC, 1992	9	163

FRESHMAN

1. Koren Robinson, Ga. Tech, 1999	5	168
-----------------------------------	---	-----

TOUCHDOWN RECEPTIONS

SENIOR

Rk. Name,Game, Year	TD Rec.
1. Torry Holt, Clemson, 1998	4
2. Tobais Palmer, Clemson, 2012	3
Nasrallah Worthen, Duke, 1988	3

JUNIOR

1. Torry Holt, Florida State, 1997	5
2. Jaylen Samuels, Vanderbilt, 2016	3
Eddie Goines, Texas Tech, 1993	3
Jarvis Williams, Florida State, 2009	3

SOPHOMORE

1. Tramain Hall, Duke, 2003	3
Jerricho Cotchery, Clemson, 2001	3
Koren Robinson, Georgia Tech, 2000	3

FRESHMAN

1. Bryan Underwood, Virginia, 2011	2
------------------------------------	---

TOTAL OFFENSE

SENIOR

Rk. Name, Opp., Year	Rush	Pass	Total
1. Shane Montgomery, Duke, 1989	2	535	537
2. Philip Rivers, Kansas, 2003	20	475	495
3. Mike Glennon, Clemson, 2012	-19	493	474

JUNIOR

1. Jamie Barnette, Baylor, 1998	-31	469	438
2. Jacoby Brissett, FSU, 2014	38	359	397
3. Russell Wilson, VT, 2010	34	362	396

SOPHOMORE

1. Shane Montgomery, Duke, 1997	-37	468	431
2. Russell Wilson, Pitt, 2009	91	322	413
3. Shane Montgomery, UVa, 1987	-18	402	384

FRESHMAN

1. Philip Rivers, Indiana, 2000	7	401	408
2. Philip Rivers, Duke, 2000	-11	413	402
3. Philip Rivers, Arkansas St., 2000-14	397	383	

TOTAL TOUCHDOWNS

SENIOR

Rk. Name, Opp., Year	TD
1. Torry Holt, Clemson, 1998	4
Dick Christy, South Carolina, 1957	4

JUNIOR

1. Torry Holt, Florida State, 1997	5
------------------------------------	---

SOPHOMORE

1. Stan Fritts, Wake Forest, 1972	5
-----------------------------------	---

FRESHMAN

1. T.A. McLendon, Texas Tech, 2002	5
2. Ted Brown, Clemson, 1975	4

POINTS

SENIOR

Rk. Name, Opp., Year	Pts.
1. Dick Christy, South Carolina, 1957	29
2. Torry Holt, Clemson, 1998	24

JUNIOR

1. Torry Holt, Florida State, 1997	30
------------------------------------	----

SOPHOMORE

1. Stan Fritts, Wake Forest, 1972	30
-----------------------------------	----

FRESHMAN

1. T.A. McLendon, Texas Tech, 2002	30
2. Ted Brown, Clemson, 1975	24

TOUCHDOWN RESPONSIBILITY

SENIOR

Rk. Name, Opp., Year	Run	Pass	TD
1. Mike Glennon, Clemson, 2012	0	5	5
Mike Glennon, UNC, 2012	0	5	5
Philip Rivers, Kansas, 2003	0	5	5
Philip Rivers, Florida State, 2003	1	4	5
Terry Harvey, Wake Forest, 1995	0	5	5

JUNIOR

1. Philip Rivers, Navy, 2002	1	5	6
Mike Glennon, Maryland	1	5	6
2. Philip Rivers, New Mexico, 2002	2	3	5
3. Jacoby Brissett, UNC, 2014	1	3	4
Jay Davis, Miami, 2004	0	4	4
Philip Rivers, UMass, 2002	4	0	4
Jamie Barnette, Clemson, 1998	0	4	4
Roman Gabriel, Virginia, 1960	2	2	4
Russell Wilson, WCU, 2010	0	4	4
Russell Wilson, Georgia Tech, 2010	1	3	4
Russell Wilson, Florida State, 2010	3	1	4
Russell Wilson, Wake Forest, 2010	2	2	4
Russell Wilson, Maryland, 2010	2	2	4

SOPHOMORE

1. Stan Fritts, Wake Forest, 1972	5	0	5
Russell Wilson, Florida St., 2009	0	5	5
3. Philip Rivers, Clemson, 2001	0	4	4
Philip Rivers, Duke, 2001	0	4	4
Russell Wilson, Murray St., 2009	0	4	4
Russell Wilson, G-Webb, 2009	0	4	4
Russell Wilson, Pittsburgh, 2009	0	4	4
Russell Wilson, Maryland, 2009	1	3	4
Russell Wilson, UNC, 2009	0	4	4

FRESHMAN

1. Philip Rivers, Indiana, 2000	0	5	5
T.A. McLendon, Texas Tech, 2002	5	0	5
3. Philip Rivers, Duke, 2000	1	3	4
Ted Brown, Clemson, 1975	4	0	4

FIELD GOALS MADE

SENIOR

Rk. Name, Opp., Year	No.
1. Steve Videtich, Maryland, 1994	4
Steven Hauschka, Miami, 2007	4

JUNIOR

1. Niklas Sade, UNC, 2013	4
Niklas Sade, La. Tech 2013	4
Marc Primanti, Ga. Tech, 1995	4
Damon Hartman, UNC, 1990	4

SOPHOMORE

1. Nathan Ritter, ECU, 1978	5
2. Adam Kiker, Maryland, 2001	4
Bryan Carter, Duke, 1987	4

FRESHMAN

1. Damon Hartman, Wake Forest, 1988	4
-------------------------------------	---



Bill Cowher's 24 tackles against Clemson in 1978 ties as the top mark in school history for a single game.

PATS

SENIOR

1. Adam Kiker, Kansas, 2003	8-8
-----------------------------	-----

JUNIOR

1. Austin Herbert, Navy, 2002	8-9
Austin Herbert, UMass, 2002	8-8
3. Marc Primanti, Wake Forest, 1995	7-7
Ron Sewell, Wake Forest, 1973	7-7

SOPHOMORE

1. Kyle Bambard, Old Dominion, 2016	7-7
Niklas Sade, The Citadel, 2012	7-7
John Deraney, ECU, 2004	7-7

FRESHMAN

1. Niklas Sade, Maryland, 2011	8-8
2. Damon Hartman, East Tenn. St., 1988	7-7
Jim Byler, VMI, 1946	7-7

KICKOFF RETURN YARDS

SENIOR

Rk. Name,Game,Year	Yds.
1. Tobais Palmer, Clemson, 2012	277
2. Tobais Palmer, Vanderbilt, 2012	173
3. T.J. Graham, Cincinnati, 2011	160

JUNIOR

1. Alvis Whitted, Florida State, 1996	174
---------------------------------------	-----

SOPHOMORE

1. T.J. Graham, Duke, 2009	202
2. Nyheim Hines, Louisville, 2016	189
3. Darrell Blackman, Clemson, 2005	161

FRESHMAN

1. Greg Golden, Pittsburgh, 2001	175
2. Nyheim Hines, Louisville, 2015	169
3. T.J. Graham, South Florida, 2008	163

PUNT RETURN YARDS

SENIOR

Rk. Name,Game,Year	Yds.
1. Fred Combs, Virginia, 1967	102

JUNIOR

1. Ledel George, App.State, 1992	99
2. Rashard Smith, The Citadel, 2012	83

SOPHOMORE

1. Tramain Hall, Maryland, 2003	83
2. T.J. Graham, Murray State, 2009	74

FRESHMAN

1. Darrell Blackman, Florida State, 2004	103
2. Darrell Blackman, ECU, 2004	85

INTERCEPTIONS

SENIOR

Rk. Name,Game, Year	Int.	Yds.	TD
1. Art Rooney, Wake Forest, 1938	3	NA	NA
Rod Johnson, Notre Dame, 2002	3	36	0

JUNIOR

1. John McRorie, S. Carolina, 1983	3	0	0
2. Art Rooney, Virginia Tech, 1937	3	NA	NA

SOPHOMORE

1. Eric Williams, Duke, 1979	3	19	0
------------------------------	---	----	---

TACKLES

SENIOR

Rk. Name,Game, Year	Tkl
1. Bill Cowher, Clemson, 1978	24
2. Levar Fisher, UNC, 2001	21
3. Levar Fisher, Wake Forest, 2001	20
Jason Perry, Ohio, 1998	20
Vaughan Johnson, ECU, 1983	20

JUNIOR

1. Dantonio Burnette, Clemson, 2001	24
Bill Cowher, S. Carolina, 1977	24
3. Levar Fisher, Maryland, 2000	21



Dantonio "Thunder" Burnette, co-holds the school record for single-game tackles with 24. He is now the Director of Strength & Conditioning for Wolfpack Football

SOPHOMORE

1. Clayton White, Ohio, 1998	23
2. Andre Maddox, Georgia Tech, 2002	20
3. Pat Teague, Furman, 1984	19

FRESHMAN

1. Clayton Henry, Virginia, 1987	16
Ray Frost, Virginia, 1987	16
3. David Shelton, UNC, 1979	15

SINGLE SEASON

PASSING YARDS

SENIOR

Rk.	Name/Year	Cmp.	Att.	Yds
1.	Philip Rivers, 2003	348	483	4,491
2.	Mike Glennon, 2012	330	564	4,031
3.	Jacoby Brissett, 2015	237	395	2,662

JUNIOR

1. Russell Wilson, 2010	308	527	3,563
2. Philip Rivers, 2002	262	418	3,353
3. Jamie Barnette, 1998	193	377	3,169

SOPHOMORE

1. Ryan Finley, 2016	243	402	3,059
2. Russell Wilson, 2009	224	378	3,027
3. Philip Rivers, 2001	240	368	2,586

FRESHMAN

1. Philip Rivers, 2000	237	441	3,054
2. Russell Wilson, 2008	150	275	1,955
3. Jamie Barnette, 1996	102	226	1,594

PASS COMPLETIONS

SENIOR

Rk.	Name/Year	Att.	Yds.	Cmp.
1.	Philip Rivers, 2003	483	4,491	348
2.	Mike Glennon, 2012	564	4,031	330
3.	Jacoby Brissett, 2015	395	2,662	237

JUNIOR

1. Russell Wilson, 2010	527	3,563	308
2. Mike Glennon, 2011	453	3,054	283
3. Philip Rivers, 2002	418	3,353	262

SOPHOMORE

1. Ryan Finley, 2016	402	3,059	243
2. Philip Rivers, 2001	368	2,586	240
3. Russell Wilson, 2009	378	3,027	224

FRESHMAN

1. Philip Rivers, 2000	441	3,054	237
2. Russell Wilson, 2008	275	1,955	150
3. Jamie Barnette, 1996	226	1,594	102

PASS ATTEMPTS

SENIOR

Rk.	Name/Year	Cmp.	Yds.	Att.
1.	Mike Glennon, 2012	330	4,031	564
2.	Philip Rivers, 2003	348	4,491	483
3.	Shane Montgomery, 1989	217	2,632	395
Jacoby Brissett, 2015	237	2,662	395	

JUNIOR

1. Russell Wilson, 2010	308	3,563	527
2. Mike Glennon, 2011	283	3,054	453
3. Philip Rivers, 2002	262	3,353	418

SOPHOMORE

1. Ryan Finley, 2016	243	3,059	402
2. Russell Wilson, 2009	224	3,027	378
3. Philip Rivers, 2001	240	2,586	368

FRESHMAN

1. Philip Rivers, 2000	237	3,054	441
2. Russell Wilson, 2008	150	1,955	275
3. Jamie Barnette, 1996	102	1,594	226

TOUCHDOWN PASSES

SENIOR

Rk.	Name/Year	TD
1.	Philip Rivers, 2003	34
2.	Mike Glennon, 2012	31
3.	Jacoby Brissett, 2015	20

JUNIOR

1. Mike Glennon, 2011	31
2. Russell Wilson, 2010	28
3. Jacoby Brissett, 2014	23

SOPHOMORE

1. Russell Wilson, 2009	31
2. Jamie Barnette, 1997	19
3. Ryan Finley, 2016	18

FRESHMAN

1. Philip Rivers, 2000	25
2. Russell Wilson, 2008	17
3. Jamie Barnette, 1996	9

YARDS PER COMPLETION (min. 50 comp.)

SENIOR

Rk.	Name/Year	Yds.	Cmp.	Avg.
1.	Johnny Evans, 1977	1,357	93	14.59
2.	Scott Smith, 1979	1,093	75	14.57
3.	Jamie Barnette, 1999	2,320	171	13.57

JUNIOR

1. Bruce Shaw, 1972	1,708	91	18.77
2. Jamie Barnette, 1998	3,169	193	16.42
3. Scott Smith, 1978	741	50	14.82

SOPHOMORE

1. Dave Buckley, 1973	762	53	14.38
2. Terry Harvey, 1993	1,837	131	14.02
3. Jamie Barnette, 1997	2,378	171	13.91

FRESHMAN

1. Jamie Barnette, 1996	1,594	102	15.63
2. Russell Wilson, 2008	1,955	150	13.03
3. Philip Rivers, 2000	3,054	237	12.89

YARDS PER ATTEMPT (min. 100 att.)

SENIOR

Rk.	Name/Year	Yds.	Att.	Avg.
1.	Philip Rivers, 2003	4,491	483	9.3
2.	Scott Smith, 1979	1,093	138	7.92
3.	Terry Jordan, 1992	1,963	256	7.66

JUNIOR

1. Bruce Shaw, 1972	1,705	175	9.76
2. Dave Buckley, 1974	1,481	162	9.14
3. Jamie Barnette, 1998	3,169	377	8.41

SOPHOMORE

1. Russell Wilson, 2009	3,027	378	8.0
2. Jamie Barnette, 1997	2,378	302	7.87
3. Terry Harvey, 1993	1,837	235	7.82

FRESHMAN

1. Russell Wilson, 2008	1,955	275	7.11
2. Jamie Barnette, 1996	1,594	226	7.05
3. Philip Rivers, 2000	3,054	237	6.93

COMPLETION PERCENTAGE (min. 50 att.)

SENIOR

Rk.	Name/Year	Cmp.	Att.	Pct.
1.	Philip Rivers, 2003	348	483	.720
2.	Terry Jordan, 1992	164	256	.640
3.	Jay Davis, 2005	108	180	.600
Jacoby Brissett, 2015	237	395	.600	

JUNIOR

1. Dave Buckley, 1974	105	162	.648
2. Philip Rivers, 2002	262	418	.627
3. Mike Glennon, 2011	283	453	.625

SOPHOMORE

1. Philip Rivers, 2001	240	368	.652
2. Ryan Finley, 2016	243	402	.604
Roman Gabriel, 1959	81	134	.604

FRESHMAN

1. Dave Buckley, 1972	36	60	.600
2. Jose Laureano, 1995	28	50	.560
3. Russell Wilson, 2008	150	275	.545

RUSHING YARDS

SENIOR

Rk.	Name/Year	Att.	Yds.
1.	Ted Brown, 1978	302	1,350
2.	Anthony Barbour, 1992	199	1,204
3.	Stan Fritts, 1974	245	1,169

JUNIOR

1. Ted Brown, 1977	218	1,251
2. Joe McIntosh, 1983	217	1,081
3. Shadrach Thornton, 2014	164	907

SOPHOMORE

1. Ted Brown, 1976	198	1,088
2. Willie Burden, 1971	227	910
3. Toney Baker, 2006	157	688

FRESHMAN

1. Joe McIntosh, 1981	222	1,190
2. T.A. McLendon, 2002	245	1,101
3. Ted Brown, 1975	142	913

RUSHING YARDS/ATT. (min. 85 rushes)

SENIOR

Rk.	Name/Year	Att.	Yds.	Avg.
1.	Willie Burden, 1973	150	1,014	6.8
2.	Anthony Barbour, 1992	199	1,204	6.1
3.	Tremayne Stephens, 1997	204	1,142	5.6

JUNIOR

1. Anthony Barbour, 1991	124	769	6.2
2. Ted Brown, 1977	218	1,251	5.7
3. Shadrach Thornton, 2014	164	907	5.5

SOPHOMORE

1. Dick Christy, 1955	85	602	7.1
2. Ted Brown, 1976	198	1,088	5.5
3. Matthew Dayes, 2014	104	573	5.5

FRESHMAN

1. Ted Brown, 1975	142	913	6.4
2. Tremayne Stephens, 1994	125	791	6.3
3. Joe McIntosh, 1981	217	1,190	5.4

RUSHING ATTEMPTS

SENIOR

Rk.	Name/Year	Yds.	Att.
1.	Ted Brown, 1978	1,350	302
2.	Matt Dayes, 2016	1,166	249
3.	Stan Fritts, 1974	1,169	245

JUNIOR

1. Ted Brown, 1977	1,251	218
--------------------	-------	-----

2. Joe McIntosh, 1983	1,081	217
3. Vince Evans, 1984	883	198

SOPHOMORE

1. Willie Burden, 1971	910	227
2. Ted Brown, 1976	1,088	198
3. Jamelle Eugene, 2007	667	172
4. Toney Baker, 2006	688	157

FRESHMAN

1. T.A. McLendon, 2002	1,101	245
2. Joe McIntosh, 1981	1,190	222
3. Shadrach Thornton, 2012	694	154
Ray Robinson, 1998	822	154

RUSHING TOUCHDOWNS

SENIOR

Rk.	Name/Year	TD
1.	Scott Smith, 1979	13
2.	Stan Fritts, 1974	12
3.	Ted Brown, 1978	11

JUNIOR

1.	Ted Brown, 1977	13
	Stan Fritts, 1973	13

SOPHOMORE

1.	Stan Fritts, 1972	16
2.	Ted Brown, 1976	13

FRESHMAN

1.	T.A. McLendon, 2002	18
2.	Ted Brown, 1975	12
3.	Ray Robinson, 1998	10

100-YARD RUSHING GAMES

SENIOR

Rk.	Name, Year	No. of Games
1.	Matthew Dayes, 2016	8
2.	Ted Brown, 1978	7
3.	Tremayne Stephens, 1997	6
	Stan Fritts, 1974	6

JUNIOR

1.	Ted Brown, 1977	9
2.	Joe McIntosh, 1983	6
3.	Matthew Dayes, 2015	5

SOPHOMORE

1.	Ted Brown, 1976	5
2.	Tremayne Stephens, 1995	4
	Joe McIntosh, 1982	4
	Willie Burden, 1971	4

FRESHMAN

1.	Joe McIntosh, 1981	7
2.	Ted Brown, 1975	6
3.	T.A. McLendon, 2002	5
	Tremayne Stephens, 1994	5

RECEPTIONS

SENIOR

Rk.	Name/Year	Yds.	Rec.
1.	Torry Holt, 1998	1,604	88
2.	Jerricho Cotchery, 2003	1,369	86
3.	Owen Spencer, 2010	912	60

JUNIOR


1.	Jerricho Cotchery, 2002	1,192	67
2.	Torry Holt, 1997	1,099	62
3.	Jaylen Samuels, 2016	565	55

SOPHOMORE

1.	Tramain Hall, 2003	799	69
2.	Jaylen Samuels, 2015	597	65
3.	Koren Robinson, 2000	1,061	62

FRESHMAN

1.	Koren Robinson, 1999	853	48
2.	Bo Hines, 2014	616	45
3.	T.A. McLendon, 2002	354	42



Jamie Barnett threw 28 touchdown passes during his freshman and sophomore seasons combined.

YARDS PER CATCH (min. 20 catches)

SENIOR

Rk.	Name/Year	Rec.-Yds.	TD	Avg.
1.	Pat Kenney, 1972	38-832	5	21.89
2.	Brian Clark, 2005	25-537	6	21.48
3.	Elijah Marshall, 1977	20-418	2	20.90

JUNIOR

1.	Owen Spencer, 2009	30-765	6	25.50
2.	Eddie Goines, 1993	48-928	10	19.33
3.	Jerricho Cotchery, 2002	67-1192	7	17.79

SOPHOMORE

1.	Owen Spencer, 2008	31-691	5	22.29
2.	Mike Stultz, 1971	24-481	4	20.04
3.	Nasrallah Worthen, 1985	26-505	2	19.42

FRESHMAN

1.	Koren Robinson, 1999	48-853	2	17.77
2.	Sterling Hicks, 2001	12-199	1	16.58
3.	Bo Hines, 2014	45-616	1	13.7

TOUCHDOWN RECEPTIONS

SENIOR

Rk.	Name/Year	TD Rec.
1.	Torry Holt, 1998	11
2.	Jerricho Cotchery, 2003	10
3.	Nasrallah Worthen, 1988	7

JUNIOR

1.	Torry Holt, 1997	16
2.	Jarvis Williams, 2009	11
3.	Eddie Goines, 1993	10

SOPHOMORE

1.	Koren Robinson, 2000	13
2.	Bryan Underwood, 2012	10
3.	Tramain Hall, 2003	7
	Jaylen Samuels, 2015	7

FRESHMAN

1.	Kelvin Harmon, 2016	5
2.	Jumichael Ramos, 2013	3
	David Davis, 1982	3

RECEIVING YARDS

SENIOR

Rk.	Name/Year	Rec.	Yards
1.	Torry Holt, 1998	88	1,604
2.	Jerricho Cotchery, 2003	86	1,369
3.	Owen Spencer, 2010	60	912

JUNIOR

1.	Jerricho Cotchery, 2002	67	1,192
2.	Torry Holt, 1997	62	1,099
3.	Eddie Goines, 1993	48	928

SOPHOMORE

1.	Koren Robinson, 2000	62	1,061
2.	Tramain Hall, 2003	69	799
3.	Owen Spencer, 2008	31	691

FRESHMAN

1.	Koren Robinson, 1999	48	853
2.	Bo Hines, 2014	45	616
3.	Kelvin Harmon, 2016	27	462

100 YARD RECEIVING GAMES

SENIOR

Rk.	Name, Year	100-Yard Games
1.	Torry Holt, 1998	8
2.	Jerricho Cotchery, 2003	7
3.	Mike Guffie, 1995	4
	Nasrallah Worthen, 1988	4
	T.J. Graham, 2011	4

JUNIOR

1.	Jerricho Cotchery, 2002	7
2.	Torry Holt, 1997	5
	Eddie Goines, 1993	5

SOPHOMORE

1.	Koren Robinson, 2000	9
2.	Tramain Hall, 2003	3
	Stephen Louis, 2016	3

FRESHMAN

1.	Koren Robinson, 1999	5
2.	Kelvin Harmon, 2016	1
	Jumichael Ramos, 2013	1
	Reggie Lawrence, 1989	1
	Don Buckey, 1972	1
	Bryan Underwood, 2011	1

TOTAL OFFENSE

SENIOR

Rk.	Name, Year	Rush	Pass	Total
1.	Philip Rivers, 2003	109	4,491	4,600
2.	Mike Glennon, 2012	-164	4,031	3,867
3.	Jacoby Brissett, 2015	370	2,662	3,032

JUNIOR

1.	Russell Wilson, 2010	435	3,563	3,998
2.	Philip Rivers, 2002	100	3,353	3,453
3.	Jacoby Brissett, 2014	529	2,606	3,135

SOPHOMORE

1.	Russell Wilson, 2009	260	3,207	3,287
2.	Ryan Finley, 2016	94	3,059	3,153
3.	Philip Rivers, 2001	-26	2,586	2,560

FRESHMAN

1.	Philip Rivers, 2000	-85	3,054	2,969
2.	Russell Wilson, 2008	388	1,955	2,343
3.	Jamie Barnett, 1996	63	1,594	1,657

YARDS PER PLAY (min. 150 plays)

SENIOR


Rk.	Name/Year	Yards	Plays	Yds/Play
1.	Philip Rivers, 2003	4,600	561	8.20
2.	Willie Burden, 1973	1,020	150	6.80
3.	Terry Harvey, 1995	2,091	331	6.31

JUNIOR

1.	Philip Rivers, 2002	3,453	475	7.27
2.	Bruce Shaw, 1972	1,763	249	7.08
3.	Shane Montgomery, 1988	1,496	214	6.99

SOPHOMORE

1.	Russell Wilson, 2009	3,287	481	6.8
2.	Ryan Finley, 2016	3,153	476	6.62
3.	Terry Harvey, 1993	1,824	281	6.49



Owen Spencer has the best yards-per-catch mark for a junior (25.5 in 2009) and a sophomore (22.3 in 2008).

FRESHMAN

1.	Russell Wilson, 2008	2,343	391	5.99
2.	Philip Rivers, 2000	2,967	514	5.77
3.	Jamie Barnette, 1996	1,657	301	5.51

ALL-PURPOSE YARDS

SENIOR

Rk.	Name/Year	Run	Rec	KR	PR	Total
1.	Torry Holt, 1998	102	1604	0	273	1,979
2.	Tobais Palmer, 2012	60	781	1130	0	1,971
3.	T.J. Graham, 2011	-5	757	986	195	1,933

JUNIOR

1.	Ted Brown, 1977	1251	164	0	0	1,415
2.	Joe McIntosh, 1981	1190	215	0	0	1,296
3.	Torry Holt, 1997	6	1099	0	162	1,267

SOPHOMORE

1.	Koren Robinson, 2000	95	1061	506	218	1,880
2.	Nyheim Hines, 2016	44	525	0	782	1,351
3.	Ted Brown, 1976	1088	239	0	0	1,327

FRESHMAN

1.	T.A. McLendon, 2002	1,102	354	0	0	1,455
2.	Nyheim Hines, 2015	243	256	920	0	1,419
3.	T.J. Graham, 2008	3	251	1028	123	1,405

TOUCHDOWNS SCORED

SENIOR

Rk.	Name/Year	TD
1.	Scott Smith, 1979	13
	Ronald Hooks, 1974	13
	Dick Christy, 1957	13

JUNIOR

1.	Torry Holt, 1997	16
2.	Ted Brown, 1977	14
3.	Jaylen Samuels, 2016	13
	Stan Fritts, 1973	13

SOPHOMORE

1.	Jaylen Samuels, 2015	16
2.	Koren Robinson, 2000	14
3.	Ted Brown, 1976	13
	Matthew Dayes, 2014	13

FRESHMAN

1.	T.A. McLendon, 2002	18
2.	Ted Brown, 1975	13
3.	Ray Robinson, 1998	10

POINTS SCORED

SENIOR

Rk.	Name/Year	Pts.
1.	Josh Czajkowski, 2010	102
2.	Adam Kiker, 2003	92

3.	Marc Primanti, 1996	84
----	---------------------	----

JUNIOR

1.	Torry Holt, 1997	98
2.	Niklas Sade, 2013	88
3.	Ted Brown, 1977	84

SOPHOMORE

1.	Stan Fritts, 1972	106
2.	Jaylen Samuels, 2015	96
3.	Koren Robinson, 2000	84
	Damon Hartman, 1989	84

FRESHMAN

1.	T.A. McLendon, 2002	108
2.	Niklas Sade, 2011	79
3.	Ted Brown, 1975	78

TOUCHDOWN RESPONSIBILITY

SENIOR

Rk.	Name/Year	Run	Pass	TD
1.	Philip Rivers, 2003	3	34	37
2.	Mike Glennon, 2012	2	31	33
3.	Jacoby Brissett, 2015	6	20	26

JUNIOR

1.	Russell Wilson, 2010	9	28	37
2.	Mike Glennon, 2011	1	31	32
3.	Philip Rivers, 2002	10	20	30

SOPHOMORE

1.	Russell Wilson, 2009	4	31	35
2.	Jamie Barnette, 1997	3	19	22
3.	Ryan Finley, 2016	1	18	19

FRESHMAN

1.	Philip Rivers, 2000	2	25	27
2.	Russell Wilson, 2008	4	17	21
3.	T.A. McLendon, 2002	18	0	18

FIELD GOALS MADE

SENIOR

Rk.	Name/Year	No.
1.	Marc Primanti, 1996	20-20
	Josh Czajkowski, 2010	20-26
2.	Steve Videtich, 1994	16-18
3.	Steven Hauschka, 2007	16-18

JUNIOR

1.	Niklas Sade, 2013	19-23
2.	Mike Cofer, 1984	18-23
3.	Gerald Warren, 1967	17-22

SOPHOMORE

1.	Damon Hartman, 1989	19-28
2.	Nathan Ritter, 1978	17-19
3.	Josh Czajkowski, 2008	16-19

FRESHMAN

1.	Niklas Sade, 2011	11-16
2.	Damon Hartman, 1988	8-13
	Mike Cofer, 1982	8-14

PAT PERCENTAGE

SENIOR

Rk.	Name/Year	Md.-At.	Pct.
1.	Chris Hensler, 1997	39-39	1.000
	Marc Primanti, 1996	24-24	1.000
	Danny Deskevich, 1998	29-29	1.000
	Jay Sherrill, 1977	28-28	1.000
	Harold Deters, 1966	19-19	1.000

JUNIOR

1.	Niklas Sade, 2013	31-31	1.000
	John Deraney, 2005	28-28	1.000
	Gerald Warren, 1967	19-19	1.000
	Josh Czajkowski, 2009	44-44	1.000

SOPHOMORE

1.	Steve Videtich, 1992	38-38	1.000
	John Deraney, 2004	29-29	1.000
3.	Damon Hartman, 1989	27-28	.964

FRESHMAN

1.	Damon Hartman, 1988	27-27	1.000
2.	Niklas Sade, 2011	46-47	.978
2.	Bryan Carter, 1982	4-5	.800

PATS

SENIOR

Rk.	Name/Year	Att.	Md.
1.	Adam Kiker, 2003	59	56
2.	Niklas Sade, 2014	48	46
3.	Josh Czajkowski, 2010	43	42

JUNIOR

1.	Ron Sewell, 1973	48	41
2.	Josh Czajkowski, 2009	44	44
3.	Austin Herbert, 2002	43	38

SOPHOMORE

1.	Niklas Sade, 2012	46	44
2.	Ron Sewell, 1972	40	42
3.	Steve Videtich, 1992	38	38

FRESHMAN

1.	Kyle Bambard, 2015	56	54
2.	Niklas Sade, 2011	47	46
3.	Damon Hartman, 1988	27	27

KICKOFF RETURN YARDS

SENIOR

Rk.	Name/Year	Att.	Avg.	Yards
1.	Tobais Palmer, 2012	44	25.7	1,130
2.	T.J. Graham, 2011	44	22.4	986
3.	Bobby Hall, 1968	29	24.9	721

JUNIOR

1.	Ralph Stringer, 1975	27	25.0	676
2.	T.J. Graham, 2010	29	19.5	565
3.	Darrell Blackman, 2006	19	28.9	549

SOPHOMORE

1.	Nyheim Hines, 2016	32	24.4	782
2.	Ronald Hooks, 1972	27	22.8	615
3.	Darrell Blackman, 2005	20	29.1	582

FRESHMAN

1.	T.J. Graham, 2008	41	25.1	1,028
2.	Nyheim Hines, 2015	35	26.3	920
3.	Chris Williams, 1987	33	21.1	695

KICKOFF RETURN AVG. (min. 10 ret.)

SENIOR

Rk.	Name/Year	Att.	Avg.	Yards
1.	Tobais Palmer, 2012	44	1,130	25.7



Bra'Lon Cherry's 358 punt return yards in 2015 was the most ever by a Wolfpack junior.



Josh Jones, a second-round pick of the Green Bay Packers in 2017, had four interceptions as a freshman in 2014.

Ralph Stringer, 1977	19	488	25.7
3. Gary Rowe, 1966	20	505	25.3

JUNIOR

1. Darrell Blackman, 2006	19	549	28.9
2. Anthony Barbour, 1991	13	361	27.8
3. Ed Mooney, 1949	12	327	27.3

SOPHOMORE

1. George Marinkov, 1954	13	459	35.3
2. Lamont Reid, 2002	14	424	30.3
3. Darrell Blackman, 2005	20	582	29.1

FRESHMAN

1. Rahshon Spikes, 1996	12	318	26.5
2. Nyheim Hines, 2015	35	920	26.3
3. Ralph Stringer, 1973	11	281	25.5

PUNT RETURN YARDS

SENIOR

Rk.	Name,Year	Att.	Avg.	Yards
1.	Fred Combs, 1967	24	18.1	434
2.	Darrell Blackman, 2007	26	12.4	322
3.	Torry Holt, 1998	20	13.6	273

JUNIOR

1. Bra'Lon Cherry, 2015	27	13.3	358
2. Rashard Smith, 2012	34	9.3	316
3. Mike Sultz, 1972	18	13.3	239

SOPHOMORE

1. Koren Robinson, 2000	20	25.3	506
2. Ledel George, 1991	40	8.2	328
3. Jack Whitley, 1968	21	14.8	311

FRESHMAN

1. Ledel George, 1990	22	21.8	480
2. Troy Russell, 1986	19	22.8	434

PUNT RETURN AVG. (min. 10 ret.)

SENIOR

Rk.	Name,Year	Att.	Yards	Avg.
1.	Fred Combs, 1967	24	434	18.1
2.	Torry Holt, 1998	20	273	13.6
3.	Rashard Smith, 2013	17	240	14.1

JUNIOR

1. Alex Webster, 1951	11	195	17.7
2. Torry Holt, 1997	12	162	13.5
3. Mike Stultz, 1972	18	239	13.3

SOPHOMORE

1. Alex Webster, 1950	14	276	19.7
-----------------------	----	-----	------

2. Koren Robinson, 2000	14	218	15.6
3. Jack Whitley, 1968	21	311	14.8

FRESHMAN

1. Darrell Blackman, 2004	12	214	17.8
2. Ledel George, 1990	39	428	11.0
3. Tony Scott, 1996	17	165	9.7

INTERCEPTIONS

SENIOR

Rk.	Name,Year	Yds.	Avg.	TD	Int.
1.	Art Rooney, 1938	NA	NA	NA	8
2.	Tony Golmont, 1965	86	12.3	0	7
3.	Derrick Taylor, 1986	164	27.3	1	6

JUNIOR

1. Art Rooney, 1937	NA	NA	NA	8
2. Lloyd Harrison, 1998	51	7.3	0	7
Eric Williams, 1981	107	13.3	0	7
Mike Devine, 1973	49	7.0	0	7
Van Walker, 1970	91	13.0	0	7

SOPHOMORE

1. David Amerson	205	15.8	2	13
2. Jack Whitley, 1968	116	19.3	1	6
Jim O'Rourke, 1949	126	21.0	0	6

FRESHMAN

1. Jesse Campbell, 1988	71	14.2	1	5
2. Josh Jones, 2014	37	9.2	0	4

TACKLES

SENIOR

Rk.	Name, Year	Tkl
1.	Bill Cowher, 1978	195
2.	Robert Abraham, 1981	183
3.	David Merritt, 1992	167

JUNIOR

1. Bill Cowher, 1977	176
2. Vaughan Johnson, 1982	167
3. Levar Fisher, 2000	166

SOPHOMORE

1. James Walker, 1993	139
2. Brian Williams, 1999	131
3. Andre Maddox, 2002	126

FRESHMAN

1. Dantonio Burnette, 1999	123
2. Clayton Henry, 1987	102

TACKLES FOR LOSS

SENIOR

Rk.	Name, Year	No.-Yds
1.	Manny Lawson, 2005	21-113
	Tyler Lawrence, 1993	21-91
3.	Nate Irving, 2010	20.5-77

JUNIOR

1. Mario Williams, 2005	27.5-101
2. Bradley Chubb, 2016	22-86
3. Stephen Tulloch, 2005	20.5-67

SOPHOMORE

1. Carl Reeves, 1992	20-135
2. Simon Gupton, 1977	16-72
Willie Young, 2007	16-69

FRESHMAN

1. John McCargo, 2003	14-40
2. Mario Williams, 2003	13-44
3. Edrick Smith, 1998	11-56
Jesse Campbell, 1988	11-53

SACKS

SENIOR

Rk.	Name,Year	No.
1.	Manny Lawson, 2005	11-83
	Tyler Lawrence, 1993	11-73

3. Mike Rose, 2015	10.5-56
--------------------	---------

JUNIOR

1. Mario Williams, 2005	14-75
2. Bradley Chubb, 2016	10.5-59
3. Pat Thomas, 2003	8-53
Frank Bush, 1983	8-81

SOPHOMORE

1. Carl Reeves, 1992	10.5-111
2. Darian Roseboro, 2016	7-61
3. Brian Jamison, 1999	6.5-52

FRESHMAN

1. Tyler Lawrence, 1990	7-53
Art Norman, 2011	7-44
3. Edrick Smith, 1998	6-39
Oliver Hoyte, 2002	6-40

PASSES BROKEN UP

SENIOR

Rk.	Name,Year	No.
1.	Marcus Hudson, 2005	20
2.	Donnie LeGrande, 1981	19
3.	Tony Scott, 1999	18
	Joe Johnson, 1990	18

JUNIOR

1. Lloyd Harrison, 1998	23
2. Michael Brooks, 1987	14
3. Mike Reid, 1992	13
Joe Johnson, 1989	13
DaJuan Morgan, 2007	13

SOPHOMORE

1. Tony Scott, 1997	18
2. Mike Reid, 1991	14

FRESHMAN

1. Jesse Campbell, 1988	11
2. Joe Johnson, 1987	10

BOLD FACE indicates current player



Darian Roseboro's seven sacks in 2016 was the second-best mark ever by an NC State sophomore.

SINGLE SEASON TEAM BESTS



WINNING PERCENTAGE

1.	1907	.929	6-0-1
2.	1927	.900	9-1-0
3.	1913	.857	6-1-0
	1909	.857	6-1-0
	1908	.857	6-1-0
6.	1967	.818	9-2-0
7.	1957	.800	7-1-2
8.	1974	.792	9-2-1
9.	2002	.786	11-3-0
10.	1944	.778	7-2-0
	1919	.778	7-2-0
12.	1994	.750	9-3-0
	1991	.750	9-3-0
	1978	.750	9-3-0
	1973	.750	9-3-0

WINS

1.	2002	11-3-0
2.	2010	9-4-0
	1994	9-3-0
	1992	9-3-1
	1991	9-3-0
	1978	9-3-0
	1974	9-2-1
	1973	9-3-0
	1967	9-2-0
	1927	9-1-0
11.	2014	8-5-0
	2011	8-5-0
	2003	8-5-0
	2000	8-4-0
	1988	8-3-1
	1986	8-3-1
	1977	8-4-0
	1972	8-3-1
	1963	8-3-0
	1946	8-3-0

RUSHING ATTEMPTS

1.	1979	672
2.	1978	667
3.	1977	618
4.	1972	604
5.	1973	603
6.	1974	592
7.	1975	583
8.	1976	575
9.	1980	574
10.	1968	566

RUSHING YARDS

1.	1973	2,995
2.	1977	2,754
3.	1974	2,713
4.	2014	2,659
5.	2015	2,627
6.	1976	2,553
7.	1979	2,496
8.	1972	2,472
9.	1978	2,471
10.	1992	2,464
11.	1975	2,397

RUSHING YARDS/GAME

1.	1973	272.3
2.	1977	250.4
3.	1974	246.6
4.	1976	232.1
5.	1979	226.9
6.	1972	224.7
7.	1978	224.6

8.	1975	217.9
9.	1980	216.0
10.	1968	211.7

PASS COMPLETIONS

1.	2003	357
2.	2012	330
3.	2010	319
4.	2011	291
5.	2007	281
6.	2002	273
7.	2016	263
8.	2013	249
9.	2009	248
	2001	248
11.	2015	246
12.	2000	242
13.	1989	234
14.	2014	224
15.	1985	213

PASS ATTEMPTS

1.	2012	569
2.	2010	545
3.	2007	502
4.	2003	496
5.	2011	466
6.	2000	455
7.	2002	447
8.	2016	438
9.	1989	433
10.	2013	426
11.	2009	421
12.	2015	413
13.	1998	405
14.	2008	392
15.	2001	385
	1985	385
17.	2014	381

PASSING YARDS

1.	2003	4,580
2.	2012	4,031
3.	2010	3,655
4.	2002	3,468
5.	1998	3,401
6.	2016	3,387
7.	2009	3,275
8.	2000	3,218
9.	2011	3,120
10.	2007	2,948
11.	2013	2,890
12.	1985	2,845
13.	1989	2,798
14.	2015	2,740
15.	2001	2,712

PASSING YARDS/GAME

1.	2003	352.3
2.	2012	310.1
3.	1998	309.2
4.	2000	292.5
5.	2010	281.2
6.	2009	272.9
7.	2016	260.5
8.	1985	258.6
9.	1989	254.4
10.	2002	247.7
11.	2001	246.5
12.	2007	245.7
13.	1993	242.9
14.	2013	240.8

15.	2011	240.0
-----	------	-------

COMPLETION PERCENTAGE

1.	2003	.720
2.	2001	.644
3.	2011	.624
4.	1992	.614
5.	2002	.611
6.	1974	.613
7.	2016	.600
8.	2015	.596
9.	1983	.590
10.	2009	.589
11.	2014	.588
12.	2013	.585
	2010	.585
14.	2012	.580
15.	1994	.575

TOTAL PLAYS

1.	2012	1,040
2.	2010	1,006
3.	2002	969
4.	2015	953
5.	2013	945
6.	2016	942
7.	2011	914
8.	2014	889
9.	2003	888
10.	1989	880
11.	2007	857
12.	1972	846
13.	1992	845
14.	2009	840
15.	1983	837

YARDS PER PLAY

1.	2003	6.6
2.	2014	6.0
	1998	6.0
4.	2016	5.8
	1993	5.8
6.	1997	5.7
	1974	5.7
	2002	5.7
9.	2015	5.6
	2009	5.6
	1992	5.6
	1972	5.6
13.	1994	5.5
	1973	5.5

TOTAL YARDS

1.	2003	5,891
2.	2002	5,485
3.	2012	5,475
4.	2016	5,417
5.	2015	5,367
6.	2014	5,311
7.	2010	5,258
8.	1998	4,871
9.	2013	4,842
10.	1972	4,758
11.	1992	4,737
12.	2009	4,726
13.	1973	4,509
14.	2011	4,483
15.	1974	4,467

YARDS PER GAME

1.	2003	453.2
2.	1998	442.8

3.	1972	432.5
4.	2012	421.2
5.	2016	416.7
6.	2015	412.8
7.	1973	409.9
8.	2014	408.5
9.	1974	406.1
10.	2010	404.5
11.	1989	404.0
12.	2013	403.5
13.	1997	401.3
14.	1993	397.1
15.	2000	396.2

POINTS

1.	2003	489
2.	2002	460
3.	2015	432
4.	2010	414
5.	1972	409
6.	1973	396
7.	2014	392
8.	2011	367
9.	2012	365
10.	2009	364
11.	2016	351
12.	1998	379
13.	2000	341
14.	1992	335
15.	1986	328

POINTS PER GAME

1.	2003	37.6
2.	1972	34.1
3.	2015	33.2
4.	1973	33.0
5.	2002	32.8
6.	2010	31.8
7.	1998	31.6
8.	2000	31.0
9.	2009	30.3
10.	2014	30.2
11.	1997	29.5
12.	2012	28.0
13.	2016	27.0
14.	1974	26.4
15.	2011	28.2

PUNT RETURN AVERAGE

1.	1967	16.2
2.	1968	14.1
3.	2000	13.5
4.	1971	13.4
5.	2007	13.2
6.	2013	13.1
7.	2015	13.0
8.	1961	12.7
9.	1998	12.5
10.	1962	12.4
12.	2012	12.0
13.	1997	11.2
14.	1958	11.2
15.	1970	11.1

KICKOFF RETURN AVERAGE

1.	1957	27.2
2.	2015	25.7
3.	2002	24.9
4.	1991	23.9
5.	1975	23.8
6.	2012	23.6
7.	2004	23.4



8. 2016	23.2
9. 2008	23.1
10. 1968	23.0
12. 2000	22.9
14. 1954	22.5

FIRST DOWNS

1. 2003	311
2. 2010	303
3. 2016	284
2012	284
5. 2014	282
6. 2002	281
7. 2015	279
8. 2009	266
9. 1972	257
10. 1992	253
11. 1989	252
12. 2013	249
13. 1974	242
14. 2011	239
15. 1993	234
1995	234

POINTS PER GAME ALLOWED

1. 1932	3.2
2. 1947	6.3
3. 1957	6.7
4. 1933	6.9
5. 1944	7.0
6. 1935	7.6
1936	7.6
8. 1938	9.1
9. 1945	9.2
10. 1963	9.7

FEWEST TURNOVERS

1. 2015	13
2001	13
3. 1967	14
4. 2015	15
1961	15
6. 1965	16
7. 1991	17
8. 2003	19
9. 2016	20
2000	20
11. 2013	21
12. 2010	22
13. 2006	23
14. 1999	24
2002	24
2005	24

INTERCEPTIONS BY

1. 2011	27
2. 1965	23
1948	23
4. 1988	21
5. 1978	20
6. 1998	19
1981	19
8. 1992	18
1991	18
1983	18
2008	18
12. 1990	17

TURNOVERS FORCED

1. 1977	65
2. 1970	59
3. 1971	54
4. 1988	52
5. 1989	50
6. 1987	49
1984	49
8. 1978	48
9. 1986	46
10. 1974	45

TOTAL PLAYS ALLOWED

1. 1948	489
2. 1959	575
3. 1958	611
4. 1962	615
5. 1957	622
6. 1955	630
7. 1966	637
8. 1960	642
9. 1963	647
10. 1964	660

TOTAL OFFENSE ALLOWED

1. 1947	1,518
2. 1957	2,364
3. 2004	2,435
4. 1960	2,517
5. 1965	2,545
6. 1959	2,562
7. 1962	2,672
8. 1958	2,692
9. 1963	2,693
10. 1961	2,712

YARDS PER GAME ALLOWED

1. 1946	161.4
2. 2004	221.4
3. 1957	236.4
4. 1960	251.7
5. 1965	254.5
6. 1967	255.4
7. 1959	256.2
8. 1988	264.3
9. 1962	267.2
10. 1958	269.2

YARDS PER PLAY ALLOWED

1. 1962	2.3
2. 2004	3.5
3. 1965	3.7
1988	3.7
5. 1990	3.9
6. 1960	3.9
7. 1957	3.8
8. 1969	4.0
9. 1961	4.1
1967	4.1

RUSHING ATT. BY OPPONENT

1. 1946	358
2. 1991	381
3. 1994	408
4. 1997	409
5. 1962	421
6. 2016	424
7. 2009	425
8. 1966	426
9. 1965	426
2004	429

RUSHING YARDS ALLOWED

1. 1946	946
2. 1953	983
3. 2004	1,126
4. 1988	1,140
5. 1990	1,206
6. 1965	1,254
7. 2004	1,309
8. 1991	1,349
9. 1962	1,408
10. 1966	1,409
11. 2016	1,412
12. 1997	1,432

RUSHING YARDS ALLOWED PER GAME

1. 1953	98.3
2. 2004	102.4
3. 1988	103.6
4. 2005	107.2
5. 2016	108.6
6. 1990	109.6
7. 2001	111.6
8. 2010	114.3
9. 2004	119.0
10. 1991	122.6
11. 2002	125.3
12. 1965	125.4
13. 1967	128.1
14. 1997	130.2
15. 2011	131.2

YARDS PER RUSH ALLOWED

1. 1953	2.4
2. 1988	2.5
3. 2004	2.6
4. 1990	2.8
2005	2.8
6. 1965	2.9
7. 1967	3.1
8. 1989	3.2
1957	3.2
10. 2016	3.3
2002	3.3
1969	3.3
1966	3.3
1962	3.3

PASS ATTEMPTS ALLOWED

1. 1947	86
2. 1956	95
3. 1959	133
4. 1954	138
5. 1955	138
6. 1957	140
7. 1958	142
8. 1961	143
9. 1975	144
10. 1960	156

PASS COMPLETIONS ALLOWED

1. 1947	39
2. 1956	44
3. 1955	57
4. 1957	61
5. 1959	62
6. 1975	64
7. 1954	66
8. 1961	69
9. 1960	70
10. 1958	77

PASSING YARDS ALLOWED

1. 1947	354
2. 1956	530
3. 1975	775
4. 1961	784
5. 1960	802
6. 1955	809
7. 1954	836
1957	836
9. 1963	923
10. 1959	980

OPPONENT COMPLETION PCT.

1. 1955	.413
2. 2004	.434
3. 1957	.436
1978	.436
5. 1977	.439
6. 1979	.443
7. 1975	.444
8. 1960	.448
9. 1965	.449
10. 1970	.462

Bold indicates team coached by Dave Doeren



The 2016 Wolfpack defense held the opponent to 108.6 rushing yards per game, the fifth-best mark in school history.

SINGLE GAME TEAM BESTS



Mike Glennon, now with the Chicago Bears, passed for five TDs against Clemson and UNC in 2012 - both school records.

RUSH ATTEMPTS

Rk	Mark	Opponent	Year
1.	80	vs. ECU	1980
2.	78	vs. Virginia	1979
3.	77	vs. UNC	1978
4.	72	vs. W. Carolina	1990
	72	vs. Virginia	1978
	72	vs. West Virginia	1979
7.	71	vs. Duke	1979
	71	vs. Maryland	1979
	71	vs. Duke	1980

RUSHING YARDS

1.	409	vs. Clemson	1975
2.	408	vs. Wake Forest	1963
3.	407	vs. Wake Forest	1973
4.	400	vs. W. Carolina	1990
5.	394	vs. Wake Forest	1981
6.	388	vs. UNC	2014
	388	vs. Clemson	1976
8.	376	vs. Maryland	1987
9.	372	vs. Duke	1979
10.	369	vs. Clemson	1973
11.	364	vs. Indiana	1975
12.	362	vs. Wake Forest	2014
	362	vs. App. State	1980
14.	360	vs. Texas Tech	1992
15.	354	vs. South Carolina	1968
16.	347	vs. Richmond	1981
17.	345	vs. S. Carolina	1982
18.	344	vs. Clemson	1974

RUSHING TOUCHDOWNS

1.	7	vs. S. Alabama	2015
	7	vs. W. Carolina	1990
3.	6	vs. Texas Tech	2002
	6	vs. E Tenn. St.	1988
	6	vs. W. Carolina	1988
	6	vs. Wm & Mary	1980
	6	vs. Clemson	1975
	6	vs. Wake Forest	1973
	6	vs. South Carolina	1973
	6	vs. East Carolina	1973
	6	vs. Clemson	1972
	6	vs. South Carolina	1972

PASS ATTEMPTS

1.	73	vs. Duke	1989
2.	62	vs. Maryland	2010
3.	57	vs. Arkansas St	2000

4.	56	vs. Boston Coll.	2010
	56	vs. Clemson	1989
	56	vs. Wake Forest	2007
7.	55	vs. Florida State	2012
	55	vs. Boston Coll.	2009
	55	vs. Maryland	2011
10.	54	vs. Maryland	1988
	54	vs. Maryland	1986
	54	vs. Clemson	1995
	54	vs. Boston Coll.	2007
14.	53	vs. Wake Forest	2006
	53	vs. Clemson	2012

PASS COMPLETIONS

1.	41	vs. Boston Coll.	2010
1.	38	vs. Wake Forest	2003
	38	vs. Kansas	2003
3.	37	vs. Duke	1989
4.	36	vs. Ohio State	2003
	36	vs. Maryland	2011
6.	35	vs. Vanderbilt	2012
7.	34	vs. W. Carolina	2003
8.	33	vs. Maryland	1988
9.	32	vs. Florida State	2014
	32	vs. Duke	2000
11.	31	vs. Indiana	2000
	31	vs. Texas Tech	1993
	31	vs. UNC	1983
	31	vs. Georgia Tech	2003
	31	vs. Boston Coll.	2009
	31	vs. Maryland	2010

PASSING YARDS

1.	535	vs. Duke	1989
2.	493	vs. Clemson	2012
3.	481	vs. Kansas	2003
4.	469	vs. Baylor	1998
5.	468	vs. Duke	1987
6.	467	vs. UNC	2012
7.	440	vs. Miami	2012
8.	433	vs. Wake Forest	2003
9.	423	vs. UNC	2003
10.	422	vs. Florida State	2003
11.	413	vs. Duke	2000
12.	410	vs. Virginia	2003
13.	403	vs. W. Carolina	2003

PASSING TOUCHDOWNS

1.	5	vs. Clemson	2012
	5	vs. UNC	2012
	5	vs. Maryland	2011
	5	vs. Florida State	2009
	5	vs. Kansas	2003
	5	vs. Navy	2002
	5	vs. Duke	2001
	5	vs. Clemson	2001
	5	vs. Indiana	2001
	5	vs. Indiana	2000
	5	vs. Florida State	1997
	5	vs. Wake Forest	1995
10.	4	20 times	(last vs. ECU, 2013)

COMPLETION PERCENTAGE

(min. 10 att.)

1.	.960	(24-25)	Ga Tech	1993
2.	.884	(23-26)	UNC	1992
3.	.872	(34-39)	W. Carolina	2003
4.	.863	(19-22)	S. Alabama	2011
5.	.846	(22-26)	Troy	2015
	.846	(22-26)	Clemson	1990

7.	.844	(27-32)	ODU	2016
8.	.833	(25-30)	W. Forest	1995
9.	.829	(29-35)	Virginia	2003
10.	.826	(38-46)	Kansas	2003
11.	.818	(9-11)	UNC	2014
	.818	(18-22)	Texas Tech	2003
13.	.813	(26-32)	Ohio	2001
14.	.809	(17-21)	Maryland	1994
15.	.800	(16-20)	Duke	1997

TOTAL PLAYS

1.	98	vs. Maryland	2010
2.	96	vs. Maryland	2011
3.	95	vs. Syracuse	2013
	95	vs. The Citadel	1983
5.	93	vs. Texas Tech	1993
	93	vs. West Virginia	1979
7.	92	vs. Arkansas St.	2000
	92	vs. Florida State	1997
9.	91	vs. ECU	2010
	91	vs. Duke	1989
11.	90	vs. Marshall	1991
	90	vs. Duke	1987
	90	vs. UNC	1978
	90	vs. Wake Forest	1976

TOTAL OFFENSE

1.	664	vs. Miami	2012
2.	653	vs. Kansas	2003
3.	638	vs. Wake Forest	1973
4.	616	vs. West Virginia	1972
5.	615	vs. UNC	2003
6.	605	vs. Duke	1987
7.	597	vs. Clemson	2012
7.	592	vs. W. Carolina	1990
8.	589	vs. USF	2014
9.	586	vs. S. Alabama	2015
	586	vs. Wake Forest	1995
11.	585	vs. Texas Tech	1993
12.	577	vs. UNC	2004
14.	573	vs. Wake Forest	1978

FIRST DOWNS

1.	38	vs. South Carolina	1961
2.	35	vs. The Citadel	1983
3.	34	vs. Kansas	2003
4.	33	vs. W. Carolina	2003
	33	vs. Maryland	1994
	33	vs. Texas Tech	1993
	33	vs. Wake Forest	1973
8.	32	vs. Maryland	2010
9.	31	vs. Florida State	2016
	31	vs. Maryland	2009
	31	vs. Miami	1998
	31	vs. Maryland	1993
	31	vs. Wake Forest	1986

TIME OF POSSESSION

(BACK TO 1974)

1.	41:34	vs. Troy	2015
2.	41:18	vs. Syracuse	2016
3.	40:52	vs. Clemson	1987
4.	40:45	vs. Louisiana Tech	2013
5.	40:26	vs. Florida State	2002
6.	40:12	vs. Old Dominion	2015
7.	40:04	vs. E. Kentucky	2015
8.	39:56	vs. Maryland	1983
9.	39:16	vs. Wake Forest	1977
10.	38:57	vs. Duke	1997
11.	38:53	vs. W. Carolina	1990
12.	38:49	vs. USF	2014

38:49	vs. UNC	2014
38:49	vs. Wake Forest	1991

THIRD DOWN CONVERSIONS

(min. 10 att. - Back to 1984)

1.	.800	(8-10)	W. Carolina	2003
2.	.785	(11-14)	Citadel	2012
3.	.769	(10-13)	W. Carolina	1986
4.	.733	(11-15)	MTSU	1989
5.	.706	(12-17)	Wake Forest	1995
	.706	(12-17)	W. Carolina	1990
7.	.700	(14-20)	Ga Tech	1989
	.700	(14-20)	Boston Coll.	2011
9.	.688	(11-16)	USF	2014
	.688	(11-16)	Duke	1997
11.	.684	(13-19)	Vanderbilt	2012
12.	.667	(10-15)	W&M	2016
	.667	(12-18)	Florida St.	2010
	.667	(10-15)	N. Mexico	2002
15.	.647	(11-17)	Clemson	2003
	.647	(11-17)	Maryland	1998
	.647	(11-17)	Syracuse	1997

TOTAL TOUCHDOWNS

1.	15	vs. Hampton	1919
2.	9	vs. S. Alabama	2015
	9	vs. Navy	2002
	9	vs. W. Carolina	1990
	9	vs. Duke	1992
	9	vs. Murray St.	2009
7.	8	vs. Maryland	2011
	8	vs. App. State	1990
	8	vs. Kansas	2003
	8	vs. W. Carolina	2003
	8	vs. Massachusetts	2002
	8	vs. Duke	2001
	8	vs. South Carolina	1973
	8	vs. ECU	1973

RUSHING TOUCHDOWNS

1.	7	vs. S. Alabama	2015
	7	vs. W. Carolina	1990
3.	6	vs. Clemson	1972
	6	vs. William & Mary	1980
	6	vs. W. Carolina	1988
	6	vs. East Tenn. St.	1988
7.	6	vs. Texas Tech	2002
8.	5	seven times	(last vs. W&M, 2016)

PUNTS

1.	13	vs. UNC	1982
	13	vs. Maryland	1950
3.	12	vs. Penn State	1978
	12	vs. South Carolina	1987
5.	11	vs. Miami	1981
6.	10	vs. UCF	2010
	10	vs. Maryland	1978
	10	vs. Miami	1982
	10	vs. Georgia Tech	1985
	10	vs. Pittsburgh	1985
	10	vs. Georgia Tech	1988
	10	vs. Virginia	1990
	10	vs. Virginia Tech	1991
	10	vs. Texas	1999

PUNTING YARDS

1.	536	vs. UNC	1982
2.	519	vs. South Carolina	1987
3.	514	vs. Penn State	1978
4.	439	vs. Texas	1999



SINGLE GAME TEAM BESTS

5.	423	vs. Florida State	2004
6.	418	vs. Virginia Tech	1991
7.	415	vs. Connecticut	2003
8.	417	vs. Miami	1981
9.	410	vs. Clemson	2014
10.	411	vs. UNC	1970
11.	408	vs. Duke	1970

TOTAL TURNOVERS

1.	8	vs. SMU	1968
2.	7	vs. Clemson	1995
	7	vs. Louisville	1994
	7	vs. Penn State	1982
	7	vs. Maryland	1981
	7	vs. Wake Forest	1978
	7	vs. Michigan St.	1975
	7	vs. Florida	1970
	7	vs. Kentucky	1970
	7	vs. Florida State	1968
	7	vs. Boston Coll	2007

PENALTIES

1.	14	vs. Miami	2012
	14	vs. Ohio State	2004
	14	vs. Clemson	1999
4.	13	vs. Clemson	2016
	13	vs. Wake Forest	2016
	13	vs. Clemson	1982
7.	12	vs. Virginia Tech	2005
	12	vs. Florida State	2002
	12	vs. Clemson	2001
	12	vs. Duke	2000
	12	vs. Pittsburgh	2009
12.	11	10 Times	
		(last vs. USF, 2008)	

PENALTY YARDS

1.	144	vs. Wake Forest	2016
2.	121	vs. Ohio State	2004
	121	vs. Clemson	1999
4.	120	vs. Clemson	2016
	120	vs. The Citadel	1983
6.	118	vs. Clemson	2001
	118	vs. ECU	1970
8.	117	vs. North Carolina	1962
9.	115	vs. Wake Forest	1974
10.	109	vs. Wake Forest	1963
	109	vs. Wofford	2007
12.	105	vs. Virginia Tech	2005
	105	vs. Georgia Tech	2003

PUNT RETURN YARDS

1.	134	vs. Texas	1999
2.	126	vs. Florida State	2004
3.	123	vs. App. St.	1990
4.	114	vs. ECU	1981
5.	110	vs. ECU	1970
6.	108	vs. ECU	2004
7.	103	vs. Virginia	1990
8.	99	vs. App. St.	1992
9.	94	vs. UNC	1972
10.	93	vs. Duke	2013

KICKOFF RETURN YARDS

1.	314	vs. MTSU	2005
2.	277	vs. Clemson	2012
3.	274	vs. South Florida	2008
4.	256	vs. Boston Coll.	2008
5.	230	vs. Louisville	2016
6.	224	vs. Duke	2009
7.	219	vs. ECU	1996
8.	216	vs. Pittsburgh	2001
9.	213	vs. Clemson	2015

THE PACK IN THE AP POLL

Year	Week of	Rk	Record	1975	Preseason	13	0-0	Dec. 7	12	9-2-1		
1946	Oct. 7	T-19	2-0		Sept. 8	10	1-0		Final	17	9-3-1	
	Oct. 21	12	4-0	1978	Oct. 2	20	4-0	1993	Preseason	25	0-0	
	Nov. 4	20	5-1		Final	18	9-3		Sept. 6	18	1-0	
	Final	18	8-2	1979	Sept. 10	19	1-0		Sept. 13	17	2-0	
1947	Oct. 13	18	2-2		Sept. 17	19	2-0		Sept. 20	19	2-0	
	Dec. 1	16	5-3-1		Sept. 24	16	3-0		Sept. 27	24	2-1	
	Final	17	5-3-1		Oct. 1	14	4-0	1994	Sept.12	25	2-0	
					Oct. 8	17	4-1		Sept. 19	24	2-0	
1956	Sept. 24	20	1-0		Oct. 15	15	5-1		Sept. 26	22	3-0	
1957	Sept. 30	13	2-0		Oct. 21	20	4-1-1		Oct. 3	18	4-0	
	Oct. 7	13	3-0	1986	Oct. 29	16	5-1-1		Oct. 10	27	4-1	
	Oct. 14	12	4-0		Nov. 4	15	6-1-1		Oct. 24	26	5-1	
	Oct. 21	11	4-0-1		Nov. 26	19	8-2-1		Nov. 14	25	7-2	
	Oct. 28	10	4-0-2		Dec. 2	18	8-2-1		Nov. 28	23	8-3	
	Nov. 4	10	5-0-2		1989	Sept. 5	25	1-0		Dec. 5	23	8-3
	Nov. 11	19	5-1-2		Sept. 12	19	2-0		Final	17	9-3	
	Nov. 18	20	6-1-2		Sept. 19	18	3-0	1995	Sept. 4	23	1-0	
	Nov. 25	15	7-1-2		Sept. 26	15	4-0	1998	Sept. 14	20	2-0	
	Final	15	7-1-2		Oct. 3	14	5-0		Oct. 3	23	3-1	
	Note: From 1961-67, the Associated Press only ranked the top 10 teams.					Oct. 10	13	6-0	1999	Aug. 30	24	1-0
1967	Oct. 9	9	4-0		Oct. 17	12	6-0		Sept. 6	23	3-0	
	Oct. 16	5	5-0	1991	Oct. 1	19	4-0		Sept. 13	20	3-0	
	Oct. 23	5	6-0		Oct. 8	16	5-0		Sept. 20	25	3-1	
	Oct. 30	4	7-0		Oct. 15	11	5-0	2000	Oct. 23	21	5-1	
	Nov. 6	3	8-0		Oct. 22	12	6-0	2002	Aug. 26	25	1-0	
	Nov. 13	10	8-1		Oct. 29	19	6-1		Sept. 2	21	2-0	
1972	Nov. 13	10	8-1		Nov. 5	18	7-1		Sept. 9	19	3-0	
	Final	17	8-3-1		Nov. 12	24	7-2		Sept. 16	17	4-0	
1973	Sept. 10	17	2-0		Nov. 19	22	8-2		Sept. 23	17	5-0	
	Sept. 17	14	2-0		Nov. 25	21	9-2		Sept. 30	16	6-0	
	Sept. 24	19	2-1		Dec. 2	21	9-2		Oct. 7	14	6-0	
	Nov. 12	20	6-3		Final	24	9-3	1992	Oct. 14	13	7-0	
	Nov. 19	16	7-3		Aug. 31	18	1-0		Oct. 21	12	8-0	
	Nov. 26	16	8-3		Sept. 7	19	2-0		Oct. 28	10	9-0	
	Dec. 3	16	8-3		Sept. 14	16	3-0		Nov. 4	13	9-1	
	Final	16	9-3		Sept. 21	23	3-1		Nov. 11	22	9-2	
	1974	Preseason	18	0-0		Sept. 28	21	4-1		Dec. 17	17	10-3
	Sept. 9	16	0-0		Oct. 5	25	4-2		Final	12	11-3	
	Sept. 16	15	1-0		Oct. 12	21	5-2	2003	Preseason	16	0-0	
Sept. 23	13	2-0		Oct. 19	23	5-2-1		Sept. 1	15	1-0		
Sept. 30	8	3-0		Oct. 26	21	6-2-1		Sept. 8	24	1-1		
Oct. 7	11	4-0		Nov. 2	17	6-2-1	2010	Sept. 26	23	4-0		
Oct. 14	10	5-0		Nov. 9	14	7-2-1		Oct. 31	23	6-2		
Oct. 21	17	5-1		Nov. 16	13	8-2-1		Nov. 21	21	8-3		
Nov. 11	16	7-2		Nov. 23	13	9-2-1		Final	25	9-4		
Nov. 18	13	8-2		Nov. 30	13	9-2-1						
Nov. 25	13	9-2										
Dec. 2	13	9-2										
Final	11	9-2-1										

10.	204	vs. Florida State	1996
11.	194	vs. Boston Coll.	2009
12.	181	vs. Clemson	1996
13.	180	vs. ECU	1977
14.	178	vs. South Carolina	1973
15.	177	vs. ECU	1972

Bold indicates team coached by Dave Doeren



Quarterback Jacoby Brissett rushed for 128 yards and led the team to 388 yards on the ground against UNC in 2015 - the sixth-best total in school history.

SINGLE GAME OPPONENT BESTS



RUSH ATTEMPTS

Rk	Mark	Opponent	Year
1.	81	by UNC	1971
2.	78	by UNC	1970
3.	77	by Michigan St.	1975
4.	75	by Ohio	1998
5.	72	by Nebraska	1973
6.	71	by UNC	1987
	71	by UNC	1977
	71	by Wake Forest	1971
10.	70	by Georgia	1972

RUSHING YARDS

1.	479	by Georgia Tech	2014
2.	429	by Michigan St.	1975
3.	420	by Boston College	2013
4.	410	by ECU	1996
5.	407	by Auburn	1979
6.	402	by Wake Forest	1971
7.	378	by S. Carolina	1975
8.	374	by Purdue	1996
9.	370	by Ga Tech	1986
10.	367	by Duke	1975

RUSHING TOUCHDOWNS

1.	6	by Ohio State	2003
	6	by Florida State	2003
	6	by Penn State	1982
	6	by Auburn	1979
5.	5	by Georgia Tech	2014
	5	by Florida State	2000
	5	by S. Carolina	1987
	5	by Clemson	1985
	5	by Maryland	1984
	5	by Clemson	1984
	5	by Virginia	1984
	5	by Clemson	1982
	5	by S. Carolina	1973
	5	by Duke	1971
	5	by Boston Coll.	2009
	5	by Fla. State	2009

PASS ATTEMPTS

1.	68	by Wake Forest	1995
2.	64	by Texas Tech	2003
3.	62	by Duke	1987
4.	58	by Wake Forest	1986
	58	by Wake Forest	1996
6.	57	by Maryland	1992
7.	56	by Duke	1988
8.	55	by Virginia	2003
9.	54	by Clemson	1987
	54	by Duke	2001
11.	52	by UCF	2014
	53	by UNC	2003
	53	by Florida	1970
	53	by Georgia Tech	2005
	53	by ECU	2007
	53	by ECU	2010

PASS COMPLETIONS

1.	50	by Wake Forest	1995
2.	41	by Virginia	2003
3.	40	by Duke	2009
4.	39	by Texas Tech	2003
	39	by Clemson	2016
6.	37	by Duke	2008
	37	by ECU	2010
8.	36	by Old Dominion	2014
	36	by Florida State	1995
10.	35	by Wake Forest	1986
11.	34	by Boston Coll.	2008

12.	33	by ECU	2016
	33	by Duke	1988
	33	by Duke	1987
	33	by UNC	2010
	33	by Maryland	2010

PASSING YARDS

1.	586	by Texas Tech	2003
2.	566	by Miami	2012
3.	545	by Wake Forest	1995
4.	469	by UNC	2003
5.	466	by Florida State	1995
6.	463	by Florida State	1997
7.	459	by Duke	2009
8.	458	by Duke	1987
9.	442	by Duke	1983
10.	429	by Wake Forest	1986

PASSING TOUCHDOWNS

1.	7	by Florida State	1995
2.	5	by Clemson	2015
	5	by Duke	2009
	5	by Miami	2004
	5	by Florida State	1997
	5	by Maryland	1994
	5	by Florida State	1993

PASSES HAD INTERCEPTED

1.	7	by Iowa	1965
2.	6	by Florida State	1998
3.	5	seven times	
8.	4	15 times	

TOTAL PLAYS

1.	105	by Maryland	1992
2.	102	by Clemson	2012
3.	98	by Duke	2001
4.	97	by UNC	1971
5.	95	by Clemson	2000
	95	by Virginia	1987
7.	93	by Nebraska	1973
8.	92	by Florida State	1993
9.	91	by Clemson	2016
	91	by Georgia Tech	2005
	91	by Virginia	1992

TOTAL OFFENSE

1.	754	by Clemson	2012
2.	745	by Florida State	1995
3.	681	by Texas Tech	2003
4.	651	by Miami	2012
5.	640	by East Carolina	1996
6.	623	by Clemson	2015
7.	608	by Clemson	2007
8.	594	by Miami (Fla)	1998
9.	592	by Pittsburgh	1987
10.	590	by Maryland	1984

PUNTS

1.	12	by Wake Forest	2012
	12	by W. Carolina	1990
2.	11	by So. Miss	2005
	11	by Maryland	2004
	11	by Florida St.	2004
	11	by ECU	2004
	11	by Wake Forest	1994
7.	10	Nine times	

PUNTING YARDS

1.	520	by Wake Forest	2012
2.	497	by Maryland	2004
3.	474	by So. Miss	2005

4.	467	by Pittsburgh	1985
5.	461	by Florida State	2004
6.	436	by UNC	1990
7.	434	by Marshall	1991
8.	428	by Wake Forest	1994
9.	425	by ECU	2004
10.	423	by Virginia	1985

KICKOFF RETURNS

1.	9	by WCU	2010
	9	by Boston Coll.	2010
	9	by Kansas	2003
	9	by Navy	2002
	9	by Clemson	1998
	9	by Maryland	1994
7.	8	15 times	

KICKOFF RETURN YARDS

1.	276	by Duke	1992
2.	258	by UCF	2010
3.	242	by Wake Forest	1973
4.	219	by Murray St.	2009
5.	215	by Maryland	2009
6.	211	by Virginia Tech	2010
7.	210	by Kansas	2003
8.	204	by Louisville	2011
9.	203	by Maryland	1994
	203	by Liberty	2011

INTERCEPTIONS

1.	7	by Florida	1970
2.	6	by Clemson	1995
	6	by Wake Forest	1984
4.	5	by Clemson	2004
	5	by Miami	1998
	5	by Duke	1989
	5	by S. Carolina	1983
	5	by SMU	1968
	5	by Boston Coll.	2007
10.	4	nine times	

INTERCEPTION RETURN YDS

1.	168	by UNC	2007
2.	124	by Clemson	1995
3.	114	by Duke	1989
	114	by S. Carolina	1988
5.	97	by Florida State	1999
	97	by Maryland	2009
7.	95	by Georgia Tech	1989
	95	by Arizona	1989
9.	94	by Florida State	1993
	94	by Clemson	1978

TURNOVERS

1.	7	by Liberty	2011
	7	by S. Carolina	1983
	7	by Duke	1979
	7	by ECU	1978
	7	by S. Carolina	1970
	7	by Maryland	1970
	7	by Maryland	1965
	7	by Iowa	1965
8.	6	14 times	

FUMBLES

1.	9	by Duke	1986
	9	by Miami (Fla.)	1971
	9	by S. Carolina	1970
4.	8	by S. Carolina	1999
	8	by Kent State	1989
6.	7	by Maryland	1993
	7	by ECU	1986

	7	by S. Carolina	1983
9.	6	Seven times	

FUMBLES LOST

1.	6	by Duke	1986
2.	5	by East Tenn. St.	1987
3.	4	19 Times	

PENALTIES

1.	20	by Clemson	2001
2.	16	by W. Carolina	1988
3.	15	by Maryland	1984
	15	by Wofford	2007
5.	14	by Maryland	2005
	14	by Ohio State	2003
	14	by Arkansas St.	2000
	14	by Florida State	2000
	14	by Minnesota	2000
	14	by Florida State	1997

PENALTY YARDS

1.	181	by Clemson	2001
	148	by Florida State	2000
	148	by Florida State	1997
4.	140	by Virginia Tech	1959
5.	137	by Syracuse	1972
6.	129	by Ohio State	2003
7.	125	by ECU	1996
8.	123	by Clemson	1999
	123	by Maryland	1984
10.	122	by Miss. St.	1963
	122	by UNC	2009



CARTER-FINLEY STADIUM RECORDS

NC STATE

INDIVIDUAL

Category	Mark	Player, Opponent	Year
Rushes	37	Ted Brown vs. Penn St.	1977
Rushing Yards	251	Ted Brown vs. Penn St.	1977
Rushing Touchdowns	3	by many (last M. Dayes vs. EKY)	2015
All-Purpose Yards	279	Andre Brown vs. S. Miss	2005
Pass Attempts	57	Philip Rivers vs. Arkansas St.	2000
Pass Completions	38	Russell Wilson vs. Boston College	2010
TD Passes	5	Mike Glennon vs. Maryland	2011
Passing Yards	423	Philip Rivers vs. UNC	2003
Receptions	15	Torry Holt vs. Wake Forest	1998
Reception Yards	217	Jerricho Cotchery vs. UNC	2003
TD Receptions	3	Nasrallah Worthen vs. Duke	1988
	3	Koren Robinson vs. Georgia Tech	2000
	3	Jerricho Cotchery vs. Clemson	2001
Total Offense	463	Philip Rivers vs. UNC	2003
Punt Return Yards	103	Darrell Blackman vs. Florida State	2004
Kickoff Return Yards	202	T.J. Graham vs. Duke	2009
Tackles	24	Bill Cowher vs. South Carolina	1977
	24	Bill Cowher vs. Clemson	1978
	24	Dantonio Burnette vs. Clemson	2001

TEAM

Points	67	vs. Western Carolina	1990
Touchdowns	9	vs. Western Carolina	1990
	9	vs. Murray State	2009
First Downs	35	vs. The Citadel	1983
Rush Attempts	80	vs. East Carolina	1980
Rushing Yards	407	vs. Wake Forest	1973
Rushing TDs	7	vs. Western Carolina	1990
Pass Attempts	57	vs. Arkansas State	2000
Pass Completions	41	vs. Boston College	2010
Passing Yards	423	vs. UNC	2003
TD Passes	5	vs. Maryland	2011
Total Offense	638	vs. Wake Forest	1973
Plays	96	vs. Maryland	2011
Fumbles Lost	3	vs. 10 teams	
Penalties	14	vs. Clemson	1999
	14	vs. Ohio State	2004
Penalty Yards	144	vs. Wake Forest	2016
Punts	11	vs. Miami	1981
	11	vs. Florida State	2004
Interceptions by	6	vs. Florida State	1998
Punt Return Yards	126	vs. Florida State	2004
Kickoff Return Yards	224	vs. Duke	2009

OPPONENT

INDIVIDUAL

Category	Mark	Player, Opponent	Year
Rushes	39	by Mike Voight of UNC	1975
Rushing Yards	221	by Thomas Jones of Virginia	1999
All-Purpose Yards	231	by Leroy Gallman of Duke	1992
Pass Attempts	63	by B.J. Symons of Texas Tech	2003
Pass Completions	41	by Matt Schaub of Virginia	2003
TD Passes	5	by Brock Berlin of Miami	2004
		by Thaddeus Lewis of Duke	2009
		by Deshaun Watson of Clemson	2015
Passing Yards	586	by B.J. Symons of Texas Tech	2004
Receptions	15	by James Brim of Wake Forest	1986
Reception Yards	194	by James Brim of Wake Forest	1986
TD Receptions	3	by Wali Lundy of Virginia	2003
Total Offense	618	by B.J. Symons of Texas Tech	2003
Punt Return Yards	117	by Jack Patterson of ECU	1971
Kickoff Return Yds	231	by Leroy Gallman of Duke	1992
Tackles	24	by Bill Banks of Penn St.	1977
	24	by Anderson of Virginia	1979

TEAM

Points	58	by Florida State	2000
Touchdowns	8	by Florida State	2000
First Downs	30	by Texas Tech	2003
	30	by Furman	1984
	81	by UNC	1971
Rush Attempts			
Rushing Yards	402	by Wake Forest	1971
Rushing TDs	5	by Clemson	1982, 1984
Pass Attempts	64	by Texas Tech	2003
Pass Completions	41	by Virginia	2003
Passing Yards	586	by Texas Tech	2003
TD Passes	5	by Miami	2004
	5	by Duke	2009
	5	by Clemson	2015
Total Offense	681	by Texas Tech	2003
Plays	97	by UNC	1971
Fumbles Lost	6	by Duke	1986
Penalties	20	by Clemson	2001
Penalty Yards	181	by Clemson	2001
Punts	12	by Wake Forest	2012
	12	by Western Carolina	1990
Interceptions by	6	by Wake Forest	1984
	6	by Clemson	1995
Punt Return Yards	117	by Duke	1971
	117	by Penn State	1981
Kickoff Return Yds	276	by Duke	1992



LONGEST PLAYS



Nyheim Hines has had a 100-yard play in each of his first two years with the Wolfpack

PLAYS

Rk	Name, Game, Year	Play	Yds
1.	Howard Turner, Duke, 1946	Int. Ret.	105
2.	Ray Rex, Clemson, 1932	Int. Ret.	102
3.	Nyheim Hines, Clemson, 2015	KOR	100
	Nyheim Hines, Vanderbilt, 2016	KOR	100
	Tobais Palmer, Wake Forest, 2012	KOR	100
	T.J. Graham, BC, 2008	KOR	100
	Marcus Hudson, Duke, 2001	Int. Ret.	100
8.	Sebastian Savage, UNC, 1991	Int. Ret.	99
	Darrell Blackman, Clemson, 2007	KOR	99
10.	Bruce Shaw-Pat Kenny, Penn St., 1972	Pass	98
	Howard Turner, Clemson, 1946	KOR	98
12.	Alvis Whitted, Maryland, 1994	KOR	97
	Dick Christy, Clemson, 1957	KOR	97
14.	Alvis Whitted, Florida State, 1996	PR	96
15.	Ted Brown, Syracuse, 1977	Rush	95
	Jack McDowall, Duke, 1926	PR	95
	Darrell Blackman, Ga Tech, 2006	KOR	95

RUSH

Rk	Name, Game, Year	Yards
1.	Ted Brown, Syracuse, 1977	95
2.	Ray Robinson, Virginia, 1998	88
3.	Ray Robinson, Duke, 2001	87
4.	Ed Mooney, Davidson, 1950	86
5.	Matthew Dayes, Wake Forest, 2015	85
6.	Tremayne Stephens, Virginia, 1994	84
7.	Ted Brown, Michigan State, 1976	81
	Willie Burden, Clemson, 1971	81
9.	Anthony Barbour, Clemson, 1992	79
10.	Matthew Dayes, South Alabama, 2015	77
11.	Tremayne Stephens, Maryland, 1997	76
12.	Anthony Barbour, Maryland, 1991	75

PASS

Rk	Name, Game, Year	Yards
1.	Bruce Shaw-Pat Kenny, Penn St., 1972	98
2.	Marcus Stone-Brian Clark, BC, 2005	96
3.	Ed Mooney-Bill Thompson, Duke, 1949	91
4.	Philip Rivers-Bryan Peterson, Navy, 2002	88
5.	Mike Glennon-T.J. Graham, Cinc., 2011	87
6.	Jamie Barnette-Torry Holt, Clemson, 1998	85
	Todd Baker-Chad Ray, Wake Forest, 1978	85
8.	Preston Poag-Danny Peebles, ETSU, 1988	85
9.	Mike Glennon-Tobais Palmer, Clemson, 2012	83
	Jacoby Brissett-Maurice Trowell, BC, 2015	83
11.	Terry Harvey-Adrian Hill, Duke, 1994	82
	Jacoby Brissett-Pharoah McKeever, Miss. St, 2015	82
13.	Austin Herbert-Adrian Wilson, FSU, 2000	81
	Philip Rivers-Ray Robinson, Clemson, 2000	81
15.	Ryan Finley-Stephen Louis, ECU, 2016	80
	Jamie Barnette-Torry Holt, Baylor, 1998	80
	Jamie Barnette-Torry Holt, Purdue, 1996	80
	Terry Harvey-Jimmy Grissett, Fla. St., 1995	80
	Johnny Evans-Randy Hall, ECU, 1977	80
	Philip Rivers-Jerricho Cotchery, UNC, 2003	80
	Russell Wilson-Owen Spencer, FSU, 2009	80

Pete Thomas - Bryan Underwood, CMU, 2013 80
Brandon Mitchell - Quinin Payton, Duke, 2013 80

PUNT

Rk.	Name, Game, Year	Yards
1.	Dave Houtz, Wyoming, 1961	83
2.	Johnny Evans, Penn State, 1975	81
3.	Tom Parks, Navy, 1920	80
4.	Jack McDowall, Washington & Lee, 1925	80
5.	Ken Trowbridge, Duke, 1958	78
6.	Austin Herbert, Connecticut, 2003	76
7.	Johnny Evans, South Carolina, 1976	75
8.	Howard Bardes, VPI, 1935	73
9.	A.J. Cole, Boston College, 2015	72
	A.J. Cole, Wake Forest, 2016	72
10.	Gwynn Fletcher, Duke, 1948	71



Ryan Finley to Steph Louis for 80 yards last season was the fifth-longest pass play in the past decade.

FIELD GOAL

Rk	Name, Opponent, Year	Yards
1.	Damon Hartman, UNC, 1990	56
2.	Damon Hartman, UNC, 1988	54
	John Deraney, Southern Miss., 2006	54
4.	Robert McQuage, Georgia, 1933	53
	John Deraney, Virginia Tech, 2004	53
6.	Mike Cofer, ECU, 1984	52
	Jay Sherrill, Indiana, 1976	52
8.	Niklas Sade, Miami, 2012	50
	Steve Videtich, UNC, 1994	50
10.	Mike Cofer, Pittsburgh, 1986	49
	Mike Cofer, Clemson, 1986	49
	Mike Cofer, Virginia, 1986	49
	Todd Auten, ECU, 1981	49
	Harold Deters, Michigan State, 1966	49
	Steven Hauschka, Wofford, 2007	49

KICKOFF RETURN

Rk.	Name, Game, Year	Return
1.	Nyheim Hines, Clemson, 2015 (TD)	100
	Nyheim Hines, Vanderbilt, 2016 (TD)	100
	Tobais Palmer, Wake Forest, 2012 (TD)	100
	T.J. Graham, BC, 2008 (TD)	100
5.	Darrell Blackman, Clemson, 2007 (TD)	99
6.	Howard Turner, Clemson, 1946 (TD)	98
7.	Lamont Reid, E. Tenn. St, 2002 (TD)	97
	Alvis Whitted, Maryland, 1994 (TD)	97
	Dick Christy, Clemson, 1957 (TD)	97
10.	Alvis Whitted, Florida State, 1996 (TD)	96
	Dick Christy, Maryland, 1956 (TD)	96
12.	Darrell Blackman, Ga. Tech, 2006 (TD)	95
13.	Alex Webster, Catawba, 1951 (TD)	94
14.	George Marinkov, Va. Tech, 1954 (TD)	93
	T.J. Graham, Duke, 2009 (TD)	93
16.	Joe Scarpati, Nebraska, 1962 (TD)	91

17. **Nyheim Hines, Louisville, 2015** 90
Greg Golden, Pittsburgh, 2001 (TD) 90

PUNT RETURN

Rk.	Name, Game, Year	Return
1.	Jack McDowall, Duke, 1926 (TD)	95
2.	Joe Scarpati, Nebraska, 1962 (TD)	91
3.	Darrell Blackman, Fla St., 2004, (TD)	87
	T.J. Graham, UNC, 2010 (TD)	87
5.	Alex Webster, Wake Forest, 1951 (TD)	86
	Jack Whitley, South Carolina, 1968 (TD)	86
7.	Fred Combs, Virginia, 1967 (TD)	85
8.	Gary Yount, UNC, 1968 (TD)	84
9.	Gary Rowe, Maryland, 1966 (TD)	83
	Tramain Hall, Maryland, 2003 (TD)	83
11.	T.J. Graham, Liberty, 2011 (TD)	82
12.	Mike Stultz, UNC, 1972 (TD)	80
13.	Rashard Smith, Citadel, 2012 (TD)	73
	Rashard Smith, Duke, 2013 (TD)	73
	Ledel George, App. State, 1992 (TD)	73
16.	Fred Combs, Wake Forest, 1967 (TD)	71
17.	Bill Miller, Wake Forest, 1971 (TD)	69
	Jack Whitley, ECU, 1970 (TD)	69

INTERCEPTION RETURN

Rk	Name, Game, Year	Return
1.	Howard Turner, Duke, 1946 (TD)	105
2.	Ray Rex, Clemson, 1932 (TD)	102
3.	Marcus Hudson, Duke, 2001 (TD)	100
4.	Sebastian Savage, UNC, 1991 (TD)	99
5.	Derrick Taylor, Virginia, 1986 (TD)	88
6.	Woodrow Wilson, ECU, 1978 (TD)	86
7.	Pharoah McKeever, Syracuse, 2014 (TD)	82
8.	Mark Franklin, Clemson, 1984 (TD)	81
9.	Raymond Phillips, Furman, 1984 (TD)	80
10.	Louie Meadows, Penn State, 1980	77

BLOCKED FIELD GOAL RETURN

Rk	Name, Game, Year	Yards
1.	Bill Miller, Wake Forest, 1971	69
2.	Lloyd Harrison, Maryland, 1998	57

FUMBLE RETURN

Rk.	Name, Game, year	Yards
1.	Ron Banther, South Carolina, 1974	84
2.	Raymond Phillips, Furman, 1984 (TD)	80
3.	Shawn Boone, Clemson, 2016	70
4.	Hassan Shamsid-Deen, Duke, 1995 (TD)	68
5.	Brian Slay, Liberty, 2011	52
6.	Fred.Aughtry-Lindsay, Conn, 2003 (TD)	48
7.	Carl Reeves, Duke, 1992 (TD)	47
8.	Jack Whitley, UNC, 1968	46

BOLD FACE indicates current player



Shawn Boone returned a fumble 70 yards at Clemson in 2016 - the third-longest fumble return in school history.



ACC STATS LEADERS

INDIVIDUAL

TOTAL OFFENSE

Year	Player	Plays	Yards	Yds/Ply	Yds/Gm
1961	Roman Gabriel	283	1133	4.0	113.3
1972	Bruce Shaw	249	1763	7.1	160.3
1998	Jamie Barnette	460	3182	6.9	289.3
2003	Philip Rivers	561	4,600	8.2	353.8
2008	Russell Wilson	391	2,343	6.0	213.0
2010	Russell Wilson	670	3,998	5.9	307.5

RUSHING

Year	Name	Att	Yds	TD	Yds/Gm
1973	Willie Burden	150	1014	8	92.2
1974	Stan Fritts	245	1169	9	106.3
1978	Ted Brown	302	1350	8	122.7
1981	Joe McIntosh	222	1190	5	119.0
1997	Tremayne Stephens	204	1142	10	103.8

PASSING YARDS

Year	Name	Cmp	Att	Int	TD	Yds	Yds/G
1961	Roman Gabriel	99	186	6	8	937	93.7
1998	Jamie Barnette	193	377	11	18	3169	264.1
2002	Philip Rivers	262	418	10	20	353	239.5
2003	Philip Rivers	348	483	7	34	4491	353.8
2010	Russell Wilson	308	527	14	28	3,563	274.1
2012	Mike Glennon	330	564	17	31	4,031	310.1

PASSING EFFICIENCY

Year	Name	Att	Cmp	Int	TD	Yds	Eff.
2003	Philip Rivers	483	348	7	34	4,491	170.5
2008	Russ. Wilson	275	150	1	17	1,955	133.9

SCORING

Year	Name	TD	PAT	FG	Pts	Pt/Gm
1957	Dick Christy	13	2	1	83	8.3
1967	Gerald Warren	-	19	17	70	6.4
1972	Stan Fritts	17	4	-	106	8.8
1974	Roland Hooks	13	4	-	82	6.3
1975	Ted Brown	13	6	-	84	7.0

1977	Ted Brown	14	-	-	84	7.0
1979	Scott Smith	13	-	-	78	7.1
1997	Torry Holt	16	2	-	98	8.9

RECEPTIONS PER GAME

Year	Name	Rec	Yds	TD	Rec/Gm.
1998	Torry Holt	88	1604	11	8.0
2000	Koren Robinson	62	1061	13	5.6
2003	Jerricho Cotchery	86	1369	10	6.6

RECEIVING YARDAGE

Year	Name	Rec.	TD	Yds	Yds/Gm.
1972	Pat Kenney	38	5	832	75.6
1997	Torry Holt	62	16	1099	99.9
1998	Torry Holt	88	11	1604	145.8
2002	Jerricho Cotchery	67	7	1192	85.1
2003	Jerricho Cotchery	86	10	1369	105.3

ALL PURPOSE YARDS

Year	Name	Rush	Rec.	PR	KR	Yds	Avg
1977	Ted Brown	1251	164	0	0	1415	128.6
1978	Ted Brown	1350	197	0	35	1582	143.8
1998	Torry Holt	102	1604	273	0	1979	179.9
2000	Kor. Robinson	95	1061	218	506	1800	170.9

PUNT RETURNS

Year	Player	Ret	Yds	Avg.
1953	Eddie West	23	239	10.4
1957	Dick Hunter	15	139	9.3
1964	Julian James	18	204	11.3
1967	Fred Combs	22	417	19.0
1968	Jack Whitley	23	311	14.1
1981	Louie Meadows	17	222	13.1
2000	Koren Robinson	14	218	15.6
2004	Darrell Blackman	12	214	17.8

KICKOFF RETURNS

Year	Player	Ret	Yds	Avg.
1954	George Marinkov	13	459	35.3
1957	Dick Christy	7	318	45.4
1966	Gary Rowe	20	505	25.2

1968	Bobby Hall	29	721	24.9
1972	Roland Hooks	27	615	22.8
1977	Ralph Stringer	19	488	25.7
1988	Chris Williams	18	468	26.0
2005	Darrell Blackman	20	582	29.1
2006	Darrell Blackman	19	549	28.9

PUNTING

Year	Player	No.	Yds.	Avg.
1964	Ron Skosnick	53	2,165	40.8
1968	Gary Yount	55	2,173	39.5
1974	Johnny Evans	38	1,653	43.5
1975	Johnny Evans	42	1,874	44.6
1976	Johnny Evans	47	2,168	46.1
1986	Kelly Holodick	55	2,330	42.4
1987	Craig Salmon	64	2,877	45.0
2014	Wil Baumann	60	2,724	45.4

KICK SCORING

Year	Player	PAT	FG	Pts
1966	Harold Deters	19-19	10-22	49
1967	Gerald Warren	19-19	17-22	70
1968	Gerald Warren	22-23	9-16	49
1986	Mike Cofer	33-35	13-17	72

FIELD GOAL PERCENTAGE

Year	Player	Md.	Att.	Pct.
2001	Austin Herbert	3	3	1.000
2007	Steven Hauschka	16	18	.889

PAT KICKING

Year	Player	Md	Att	Pct.
2007	Steven Hauschka	25	25	1.000

INTERCEPTIONS

Year	Player	No.	Yds	/Gm
1973	Mike Devine	7	49	0.64
1978	Woodrow Wilson	5	107	.45
	Ronnie Lee	5	24	.45
1980	Hillery Honeycutt	5	60	.45
1981	Eric Williams	7	107	.64
1986	Derrick Taylor	6	164	.45
1988	Jesse Campbell	5	71	.45
1998	Lloyd Harrison	7	51	.64
2011	*David Amerson	13	205	1.00
2012	David Amerson	5	82	0.38

TACKLES

Year	Name	Gm	Tck	Tk/Gm
2000	Levar Fisher	11	163	14.8

SACKS

Year	Name	No.
2005	Mario Williams	14.5 (1.21)

TACKLES FOR LOSS

Year	Name	No.
2005	Mario Williams	24 (2.0)
2011	Terrell Manning	14.5 (1.32)

PASSES BROKEN UP

Year	Name	No.
1997	Tony Scott	18
1998	Lloyd Harrison	23
1999	Tony Scott	18

FUMBLES FORCED

Year	Name	No.
2001	Corey Smith	6
2011	Terrell Manning	11



The 2004 squad led the nation in total defense. The defense line was anchored by Manny Lawson, Mario Williams, John McCargo (all first round NFL draft pics) and Tank Tyler.



The Wolfpack's legendary "White Shoes" defense led the ACC in total defense in 1967.

FUMBLES RECOVERED

Year	Name	No.
2001	Julius Patterson	4
2011	Terrell Manning	3

TEAM

TOTAL OFFENSE

Year	GP	Plays	Yds	Y/P	Yd/Gm.
1972	11	846	4758	5.6	432.5
1973	11	817	4509	5.5	409.9
1977	11	828	4180	5.0	380.0
1998	11	811	4871	6.0	442.8
2003	13	888	5891	6.6	453.2

RUSHING OFFENSE

Year	GP	Yds	Avg
1966	10	1683	168.3
1973	11	2995	272.3
1977	11	2754	250.4
1997	11	1967	178.8

PASSING OFFENSE

Year	G	Yds	Avg.
1972	11	2286	207.8
1985	11	2845	258.6
1998	11	3401	309.2
2003	13	4580	352.3
2010	13	3655	281.2

SCORING OFFENSE

Year	G	Pts.	Avg.
1967	10	200	20.0
1972	11	360	32.7
1973	11	365	33.2
2002	14	460	32.9
2003	13	489	37.6

TOTAL DEFENSE

Year	GP	Plays	Yds	Y/P	Yd/Gm.
1966	10	637	2515	4.3	251.5
1967	10	688	2533	4.1	253.3
1968	10	711	3125	4.4	312.5
1988	11	783	2907	3.7	264.3
2002	14	962	4211	4.4	300.8
2004*	11	701	2435	3.5	221.4

RUSHING DEFENSE

Year	GP	Yds	Avg.
1965	10	1254	125.4
1967	10	1321	132.1
1988	11	1140	103.6

PASS DEFENSE

Year	GP	Yds	Avg.
1961	10	784	78.4
1964	10	1025	102.5
1968	10	1465	146.5
1970	11	2406	127.8
1971	11	1202	109.3
1975	11	775	70.5
1989	11	1846	167.8
2002	14	2457	175.5
2004	11	1309	119.0

PASS EFFICIENCY DEFENSE

Year	GP	Yds	Eff.
2004*	11	1309	91.75

SCORING DEFENSE

Year	GP	Pts.	Avg.
1957	10	67	6.7
1963	10	91	9.1
1965	10	110	11.0
1967	10	87	8.7
1970	11	179	16.3
1988	11	142	12.9
1992	11	184	15.3

KICKOFF RETURNS

Year	GP	Ret	Yds	Avg
2006	12	34	864	25.4

FIRST DOWNS

Year	GP	Rush	Pass	Pen	Total	PG
2003	13	82	201	28	311	23.9

THIRD DOWN CONVERSIONS

Year	GP	Conv.	Att.	Pct.
2002	14	96	202	47.5
2003	13	76	162	46.9

OPPONENT THIRD DOWN CONVERSIONS

Year	GP	Conv.	Att.	Pct.
2002	14	57	206	27.7
2012	13	53	198	26.8

OPPONENT FOURTH DOWN CONVERSIONS

Year	GP	Conv.	Att.	Pct.
2006	12	1	6	16.7
2011	13	4	15	26.7



Darrell Blackman led the ACC in punt returns and kickoff returns during his career.



Steven Hauschka posted the ACC's best field goal percentage in 2007.

TURNOVER MARGIN

Year	GP	Gain	Lost	Margin
2011	13	39	25	+14

INTERCEPTIONS

Year	GP	Int	Yds
*2011	13	27	381

SACKS BY

Year	GP	Sks	Yds
2002	14	48	355
2006	12	42	293

SACKS AGAINST

Year	GP	Sks	Yds
2002	14	12	56

RED ZONE DEFENSE

Year	GP	Zone	Pct.
2002	14	26-40	.650

KICKOFF RETURNS

Year	G	KOR	Yds	Avg.
2002	14	37	923	24.9

PENALTIES

Year	G	Pen	Yds	Avg.
2009	12	64	519	43.2
2010	13	65	473	36.4
2011	13	60	440	33.8

TIME OF POSSESSION

Year	G	Total Time	Avg./G
2010	13	416:43	32:03

* - Led Nation



THE LAST TIME

A PLAYER RUSHED FOR 100+ YARDS:

STATE: Matt Dayes (26-104) vs. UNC, 11/25/16

OPP: Ralph Webb (21-111-1), Vanderbilt, 12/26/16

A PLAYER RUSHED FOR 200+ YARDS:

STATE: Matt Dayes (16-205-2) vs. Wake Forest, 10/24/15

OPP: Elijah Hood (21-220-2), UNC, 11/28/15

A PLAYER HAD A 75-YARD RUSH:

STATE: Matt Dayes (85) at Wake Forest, 10/24/15

OPP: Kevin Smith (80), Central Florida, 9/1/07

A PLAYER HAD 30 CARRIES:

STATE: Brandon Mitchell (30-72) vs. Maryland, 11/30/13

OPP: Wayne Gallman (31-172), Clemson, 10/31/15

TWO BACKS OVER 100 RUSHING YARDS, SAME GAME:

STATE: Matt Dayes (8-104), Shad. Thornton (12-111) at USA, 9/26/15

OPP: Hood (21-220-2), Logan (6-100-2), UNC, 11/28/15

A PLAYER SCORED TWO RUSHING TOUCHDOWNS:

STATE: Matt Dayes (2) vs. UNC, 11/25/16

OPP: M. Walton (3), Miami, 11/19/16

A PLAYER SCORED THREE OR MORE RUSHING TOUCHDOWNS:

STATE: Matt Dayes (3) vs. Syracuse, 11/12/16

OPP: M. Walton (3), Miami, 11/19/16

A QUARTERBACK RUSHED FOR 100+ YARDS:

STATE: Jacoby Brissett (128) vs. UNC, 11/28/15

OPP: L. Jackson (19-121-1), Louisville, 10/3/15

100 YARDS RUSHING, 100 YARDS PASSING, BY SAME PLAYER:

STATE: Jacoby Brissett (128 rush, 206 pass) vs. UNC, 11/28/15

OPP: L. Jackson (121 rushing, 103 passing), Louisville, 10/3/15

A PLAYER PASSED FOR 300+ YARDS :

STATE: **Ryan Finley** (340) vs. Syracuse, 11/12/16

OPP: D. Fracais (330), Florida State, 11/5/16

A PLAYER PASSED FOR 400+ YARDS :

STATE: Mike Glennon (493) vs. Clemson, 11/17/12

OPP: Tajh Boyd (426), Clemson, 11/17/12

A PLAYER PASSED FOR 500+ YARDS:

STATE: Shane Montgomery (535), at Duke, 11/11/89

OPP: Stephen Morris (566), Miami, 9/29/12

A PLAYER PASSED FOR FOUR OR MORE TOUCHDOWNS:

STATE: Brandon Mitchell (4) vs. East Carolina, 11/23/13

OPP: Dak Prescott (4), Mississippi St., 12/30/15

A PLAYER THREW A 50+ YARD TOUCHDOWN:

STATE: **Ryan Finley to Jaylen Samuels (55)** vs. Vanderbilt, 12/26/16

OPP: Mahoney to Etta-Tawo (81), Syracuse, 11/12/16

A PLAYER THREW FOR A 50+ YARD NON-TOUCHDOWN:

STATE: **Ryan Finley to Stephen Louis** (53) vs. UNC, 11/25/16

OPP: B. Kaaya to S. Coley (51) Miami, 11/19/16

A PLAYER HAD 30 COMPLETIONS:

STATE: Jacoby Brissett (32) vs. Florida State, 9/27/14

OPP: Deshaun Watson (39), Clemson, 10/15/16

A PLAYER HAD 40 PASSING ATTEMPTS:

STATE: **Ryan Finley** (44), vs. Miami, 11/19/16

OPP: Kyle Shurmur(46), Vanderbilt, 12/26/16

A PLAYER HAD 60 PASSING ATTEMPTS:

STATE: Russell Wilson (60) vs. Maryland, 11/27/10

OPP: B.J. Symons (63), Texas Tech, 9/20/03

A PLAYER HAD 350+ YARDS OF TOTAL OFFENSE:

STATE: Jacoby Brissett (397 yards: 359 pass, 38 rush) vs. FSU, 9/27/14

OPP: Lamar Jackson (431 yards, 355 pass, 76 rush), Louisville, 10/22/16

A PLAYER HAD 100+ YARDS RECEIVING:

STATE: **Jaylen Samuels** (6-104-3) vs. Vanderbilt, 12/26/16

OPP: Ryan Switzer (13-171) UNC, 11/25/16

A PLAYER HAD 150+ YARDS RECEIVING:

STATE: Tobais Palmer (7-219-3) vs. Clemson, 11/17/12

OPP: Ryan Switzer (13-171) UNC, 12/25/16

A PLAYER HAD 200+ YARDS RECEIVING:

STATE: Tobais Palmer (7-219-3) vs. Clemson, 11/17/12

OPP: Torrey Smith (14-224-4), Maryland, 11/27/10

A PLAYER HAD A 50+YARD RECEPTION:

STATE: **Jaylen Samuels (55)** vs. Vanderbilt, 12/26/16

OPP: S. Coley (51), Miami, 11/19/16

TWO PLAYERS OVER 100 RECEIVING YARDS, SAME GAME:

STATE: Tobais Palmer (7-219-3), Mario Carter (7-105-1) vs. Clem., 11/17/12

OPP: R. Greene (11-125), J. Wilson (6-109), Florida State, 9/27/14

A PLAYER SCORED THREE OR MORE RECEIVING TOUCHDOWNS:

STATE: **Jaylen Samuels** (3) vs. Vanderbilt, 12/26/16

OPP: Torrey Smith (4), Maryland, 11/27/10

A PLAYER HAD 10 RECEPTIONS IN A GAME:

STATE: Nyheim Hines (11) vs. Florida State, 11/5/16

OPP: Ryan Switzer (13-171), UNC, 11/25/16

A PLAYER SCORED A TOUCHDOWN ON HIS FIRST CAREER REC:

STATE: Pharoah McKeever vs. Mississippi St, 12/30/15



Mike Stevens picked off a pass and returned it 28 yards for a touchdown against Clemson in 2016.



Dexter Wright returned a blocked punt for a touchdown against Notre Dame in 2016.

AN OFFENSIVE LINEMAN SCORED A TOUCHDOWN:

STATE: Derek Green recovered a Wolfpack fumble at Fla. St., 11/10/01

A PLAYER SCORED A TWO-POINT CONVERSION:

STATE: Bra'Lon Cherry from Jacoby Brissett, UNC, 11/28/15
OPP: T. Sweeney from P. Towles, BC, 10/29/16

A PLAYER SCORED 20 OR MORE POINTS IN A GAME:

STATE: T.A. McLendon (30) at Texas Tech, 9/21/02
OPP: Torrey Smith (24), Maryland, 11/27/10

A PLAYER KICKED FOUR FIELD GOALS IN A GAME:

STATE: Niklas Sade (4), vs. UNC, 11/2/13
OPP: B. Creque (4), Louisville, 10/22/16

A PLAYER KICKED A 50-YARD FIELD GOAL:

STATE: Niklas Sade (50) vs. Miami, 9/29/12
OPP: Tommy Openshaw (52), Vanderbilt, 12/26/16

A PLAYER KICKED A GAME-WINNING FIELD GOAL (REGULATION):

STATE: Niklas Sade (48 yards, 33 seconds) vs. Richmond, 9/7/13
OPP: Obi Egekeze (20 yards, 6 seconds), Maryland, 10/25/08

A PLAYER KICKED A GAME-WINNING FIELD GOAL (OVERTIME):

STATE: Steven Hauschka (42 yards, 1st Overtime) at Miami, 11/3/07
OPP: N/A

A PLAYER POSTED A 50-YARD PUNT AVERAGE IN A GAME (3 punt min):

STATE: A.J. Cole (54.5) vs. Wake Forest, 10/1/16
OPP: Pat O'Donnell (59.7 yards), Cincinnati, 9/22/11

A PLAYER KICKED 70-YARD PUNT:

STATE: A.J. Cole, III (72 yards) vs. Wake Forest, 10/1/16
OPP: Pat O'Donnell (76 yards), Cincinnati, 9/22/11

A PLAYER HAD 100+ YARDS IN KICKOFF RETURNS:

STATE: Nyheim Hines (2-118-1) vs. Vanderbilt, 12/26/16
OPP: Justus Pickett (139), Maryland, 11/26/11

A KICKOFF WAS RETURNED FOR A TOUCHDOWN:

STATE: Nyheim Hines (100 yards), vs. Vanderbilt, 12/26/16
OPP: DeVon Edwards (100 yards), Duke, 11/9/13

A PLAYER HAD 100+ YARDS IN PUNT RETURNS:

STATE: Darrell Blackman (102) vs. Florida State, 11/11/04

A (NON-BLOCKED) PUNT WAS RETURNED FOR A TD:

STATE: Bra'Lon Cherry (52 yards) vs. Wake Forest, 10/24/15
OPP: Giovanni Bernard (74 yards), UNC, 10/27/12

A PLAYER HAD 15+ TACKLES:

STATE: Josh Jones (15) vs. Miami, 11/19/16
OPP: J. Bates (15), Wake Forest, 10/1/16

A PLAYER HAD 20+ TACKLES:

STATE: Andre Maddox (20) vs. Georgia Tech, 11/2/02
OPP: Daryl Mapp (23), North Carolina, 11/10/07

A PLAYER HAD TWO INTERCEPTIONS:

STATE: Jerod Fernandez (2) vs. Florida State, 9/27/14
OPP: DeVon Edwards (2), Duke, 11/9/13

A PLAYER HAD 100+ YARDS IN INTERCEPTION RETURNS:

STATE: Marcus Hudson (100) at Duke, 11/3/01
OPP: Patrick Hinton (114), South Carolina, 10/29/88

AN INTERCEPTION WAS RETURNED FOR A TOUCHDOWN:

STATE: Mike Stevens (28 yards) vs. Clemson, 10/15/16
OPP: DeVon Edwards (35 & 45 yards), Duke, 11/9/13

A FUMBLE WAS RECOVERED FOR A TD:

STATE: Garland Heath recovered a snap in the endzone vs. UVa., 11/1/03
OPP: Vic Beasley (16 yards), Clemson, 10/4/14

A FUMBLE WAS RETURNED FOR A TD:

STATE: Brandan Bishop (33 yards) vs. Georgia Tech, 10/1/11
OPP: Dexter McDougale of Maryland 66 yard fumble recovery, 11/26/11

A PLAYER FORCED A SAFETY:

STATE: Terrell Manning (10 yard sack) vs. North Carolina, 11/20/10
OPP: W. Hall (9-yard sack), Virginia, 11/3/12

A PLAYER BLOCKED A PUNT:

STATE: Pharoah McKeever vs. Notre Dame, 10/8/16
OPP: Sean Riley, Syracuse, 11/12/16

A PUNT WAS BLOCKED FOR A TD:

STATE: Pharoah McKeever blocked, Dexter Wright returned vs. ND, 10/8/16
OPP: Quinton Person recovered a blocked punt by Wallace Wright for UNC, 9/24/05

A PLAYER BLOCKED A FIELD GOAL:

STATE: Alan-Michael Cash, vs. North Carolina, 11/28/09
OPP: Christian Wilkins, Clemson, 10/15/16

A FIELD GOAL WAS BLOCKED FOR A TD:

STATE: Lloyd Harrison ret. Bobbie Cotten block 57 yds at Md, 11/21/98
OPP: Hanis Bowens blocked and returned FG 80 yards, Ark. St, 9/2/03



NC State's all-time leading scorer, Niklas Sade, kicked four field goals against UNC in 2013.



BOWL RECORDS

NC STATE IN BOWLS (16-13-1)

Season	Bowl	Date	Site	Opponent	Result	Score
2016	Independence	12/26/16	Shreveport, La.	Vanderbilt	W	41-17
2015	Belk	12/30/15	Charlotte, N.C.	Mississippi State	L	28-51
2014	Bitcoin St. Pete.	12/26/14	St. Petersburg, Fla.	Central Florida	W	34-27
2012	Music City	12/31/12	Nashville, Tenn.	Vanderbilt	L	24-38
2011	Belk	12/27/11	Charlotte, N.C.	Louisville	W	31-24
2010	Champs Sports	12/29/10	Orlando, Fla.	West Virginia	W	23-7
2008	Papajohns.com	12/29/08	Birmingham, Ala.	Rutgers	L	23-29
2005	Meineke Car Care	12/31/05	Charlotte, N.C.	South Florida	W	14-0
2003	Mazda Tangerine	12/22/03	Orlando, Fla.	Kansas	W	56-26
2002	Toyota Gator	1/1/03	Jacksonville, Fla.	Notre Dame	W	28-6
2001	Visit Fla Tangerine	12/20/01	Orlando, Fla.	Pittsburgh	L	19-34
2000	MicronPC.com	12/28/00	Miami, Fla.	Minnesota	W	38-30
1998	Micron PC	12/29/98	Miami, Fla.	Miami	L	23-46
1994	Peach	1/1/95	Atlanta, Ga.	Mississippi St.	W	28-24
1993	Hall of Fame	1/1/94	Tampa, Fla.	Michigan	L	7-42
1992	Gator	12/31/92	Jacksonville, Fla.	Florida	L	10-27
1991	Peach	1/1/92	Atlanta, Ga.	East Carolina	L	34-27
1990	All American	12/28/90	Birmingham, Ala.	Southern Miss.	W	31-27
1989	Copper	12/31/89	Tucson, Ariz.	Arizona	L	10-17
1988	Peach	12/31/88	Atlanta, Ga.	Iowa	W	28-23
1986	Peach	12/31/86	Atlanta, Ga.	Virginia Tech	L	24-25
1978	Tangerine	12/23/78	Orlando, Fla.	Pittsburgh	W	30-17
1977	Peach	12/31/77	Atlanta, Ga.	Iowa State	W	24-14
1975	Peach	12/31/75	Atlanta, Ga.	West Virginia	L	10-13
1974	Astro-Bluebonnet	12/23/74	Houston, Texas	Houston	T	31-31
1973	Liberty	12/17/73	Memphis, Tenn.	Kansas	W	31-18
1972	Peach	12/29/72	Atlanta, Ga.	West Virginia	W	49-13
1967	Liberty	12/16/67	Memphis, Tenn.	Georgia	W	14-7
1963	Liberty	12/21/63	Philadelphia, Penn.	Mississippi St.	L	12-16
1947	Gator	1/1/47	Jacksonville, Fla.	Oklahoma	L	13-34

NC STATE TEAM BESTS

POINTS

Most:	56	vs. Kansas	2003 Tangerine
Fewest:	7	vs. Michigan	1994 Hall of Fame

FIRST DOWNS

Most:	34	vs. Kansas	2003 Tangerine
Fewest:	13	vs. Florida	1992 Gator
	13	vs. Oklahoma	1947 Gator

TOTAL OFFENSE

Most:	653	vs. Kansas	2003 Tangerine
Fewest:	207	vs. Liberty	1967 Liberty

TOTAL PLAYS

Most:	96	vs. Arizona	1989 Copper
Fewest:	56	vs. Virginia Tech	1986 Peach

RUSH ATTEMPTS

Most:	72	vs. Iowa	1988 Peach
Fewest:	20	vs. Houston	1974 Blue Bonnet

RUSHING YARDS

Most:	337	vs. West Virginia	1972 Peach
Fewest:	41	vs. Vanderbilt	2012 Music City

PASS ATTEMPTS

Most:	53	vs. Vanderbilt	2012 Music City
Fewest:	9	vs. Pittsburgh	1978 Tangerine

PASS COMPLETIONS

Most:	38	vs. Kansas	2003 Tangerine
Fewest:	5	vs. Miss. State	1963 Liberty

PASSING YARDS

Most:	481	vs. Kansas	2003 Tangerine
Fewest:	58	vs. Miss. State	1963 Liberty

INTERCEPTIONS THROWN

Most:	5	vs. Miami	1998 Micron PC
-------	---	-----------	----------------

COMPLETION PERCENTAGE

Best:	.823 (38-46)	vs. Kansas	2003 Tangerine
Worst:	.389 (7-18)	vs. Oklahoma	1947 Gator

PUNTS

Most:	11	vs. Florida	1992 Gator
Fewest:	1	vs. Kansas	2003 Tangerine

PUNTING AVERAGE

Best:	53.0	vs. Kansas	2003 Tangerine
Worst:	26.0	vs. S. Miss.	1990 All American

FUMBLES

Most:	8	vs. Iowa	1988 Peach
Fewest:	1	vs. four teams	

FUMBLES LOST

Most:	5	vs. Iowa	1988 Peach
Fewest:	0	vs. four teams	

PENALTIES

Most:	11	vs. Iowa State	1977 Peach
Fewest:	1	vs. Vanderbilt	2016 Independence
	1	vs. Florida	1992 Gator
	1	vs. Houston	1974 Blue-Bonnet

YARDS PENALIZED

Most:	103	vs. Iowa State	1977 Peach
Fewest:	3	vs. Rutgers	2008 Papajohns

TURNOVERS

Most:	7	vs. Iowa	1988 Peach
Fewest:	0	vs. Kansas	2003 Tangerine
	0	vs. Notre Dame	2002 Gator
	0	vs. Iowa State	1977 Peach

OPPONENT TEAM BESTS

POINTS

Most:	51	by Mississippi St.	2015 Belk
Fewest:	0	by South Florida	2005 Car Care

FIRST DOWNS

Most:	31	by Minnesota	2000 Micron PC
Fewest:	8	by Arizona	1989 Copper

TOTAL OFFENSE

Most:	594	by Miami	1998 Micron PC
Fewest:	163	by Arizona	1989 Copper

RUSH ATTEMPTS

Most:	60	by Virginia Tech	1986 Peach
Fewest:	19	by Iowa	1988 Peach

RUSHING YARDS

Most:	345	by Houston	1974 Blue-Bonnet
Fewest:	19	by Iowa	1988 Peach

PASS ATTEMPTS

Most:	51	by East Carolina	1992 Peach
	51	by Iowa	1988 Peach
Fewest:	6	by Miss. State	1963 Liberty

PASS COMPLETIONS

Most:	32	by Pittsburgh	1978 Tangerine
Fewest:	3	by Miss. State	1963 Liberty
	3	by Florida	1947 Gator

PASSING YARDS

Most:	428	by Iowa	1988 Peach
Fewest:	28	by Miss. State	1963 Liberty

INTERCEPTIONS THROWN

Most:	4	by Iowa	1988 Peach
	4	by Pittsburgh	1978 Tangerine

COMPLETION PERCENTAGE

Best:	.727 (24-33)	by Kansas	1973 Liberty
Worst:	.333 (10-30)	by South Fla.	2005 Car Care
	.333 (21-47)	by Arizona	1989 Copper
	.333 (3-9)	by Oklahoma	1947 Gator

PUNTS

Most:	10	by Arizona	1989 Copper
Fewest:	2	by Virginia Tech	1986 Peach

PUNTING AVERAGE

Best:	53.0	by Miss. State	1995 Peach
Worst:	26.3	by Iowa	1988 Peach

FUMBLES

Most:	5	by West Virginia	2010 Champs Sports
	5	by Houston	1974 Bluebonnet
Fewest:	0	by Notre Dame	2002 Gator
	0	by Miss. State	1995 Peach

FUMBLES LOST

Most:	4	by West Virginia	2010 Champs Sports
Fewest:	0	by five teams	

PENALTIES

Most:	14	by Minnesota	2000 Micron PC
Fewest:	2	by Vanderbilt	2012 Music City
	2	by Rutgers	2008 Papajohns

YARDS PENALIZED

Most:	122	by Miss. State	1963 Liberty
Fewest:	10	by Vanderbilt	2012 Music City



Jaylen Samuels (1) and Airius Moore (58) were the MVPs of the 2016 Independence Bowl.

TURNOVERS

Most:	7	by Iowa	1988 Peach
Fewest:	0	by Vanderbilt	2012 Music City
	0	by Miss. State	1995 Peach
	0	by Michigan	1994 Hall of Fame

NC STATE INDIVIDUAL BESTS

RUSHING ATTEMPTS

33	Ted Brown vs. Pitt., 1978 Tangerine
26	Jacoby Brissett vs. Miss. St., 2015 Belk
24	Rahshon Spikes vs. Miami, 1998 Micron PC
23	Toney Baker vs. South Fla., 2005 Car Care
23	Anthony Barbour vs. ECU, 1992 Peach

RUSHING YARDS

176	Rahshon Spikes vs. Miami, 1998 Micron PC
159	Ted Brown vs. West Virginia, 1975 Peach
126	Ted Brown vs. Pittsburgh, 1978 Tangerine

RUSHING TOUCHDOWNS

3	Stan Fritts vs. West Virginia, 1972 Peach
2	Jaylen Samuels vs. Miss. St., 2015 Belk
2	Matt Dayes vs. UCF, 2014 Bitcoin St. Petersburg
2	Ray Robinson vs. Minnesota, 2000 Micron PC
2	Tyrone Jackson vs. Iowa, 1988 Peach
2	Stan Fritts vs. Kansas, 1973 Liberty

PASSING YARDS

475	Philip Rivers vs. Kansas, 2003 Tangerine
383	Mike Glennon vs. Vanderbilt, 2012 Music City
310	Philip Rivers vs. Minnesota, 2000 Micron PC

PASSING ATTEMPTS

53	Mike Glennon vs. Vanderbilt, 2012 Music City
46	Shane Montgomery vs. Az., 1989 Copper
45	Russ. Wilson vs. W. Virginia, 2010 Champs Sports
45	Philip Rivers vs. Kansas, 2003 Tangerine

PASS COMPLETIONS

37	Philip Rivers vs. Kansas, 2003 Tangerine
35	Mike Glennon vs. Vanderbilt, 2012 Music City
26	Philip Rivers vs. Pittsburgh, 2001 Tangerine

TOUCHDOWN PASSES

5	Philip Rivers vs. Kansas, 2003 Tangerine
3	Ryan Finley vs. Vanderbilt, 2016 Independence
3	Mike Glennon vs. Louisville, 2011 Belk
2	Russ. Wilson vs. W. Virginia, 2010 Champs Sports
2	Philip Rivers vs. Notre Dame, 2002 Gator
2	Philip Rivers vs. Minnesota, 2000 Micron PC
2	Terry Jordan vs. East Carolina, 1992 Peach
2	Erik Kramer vs. Virginia Tech, 1986 Peach
2	Johnny Evans vs. Iowa State, 1977 Peach
2	Dave Buckey vs. West Virginia, 1972 Peach

RECEPTIONS

13	Jerricho Cotchery vs. Kansas, 2003 Tangerine
10	Jerricho Cotchery vs. Notre Dame, 2002 Gator
8	Tobais Palmer vs. Vanderbilt, 2012 Music City
8	Willie Wright vs. Pittsburgh, 2001 Tangerine
8	Dovonte Edwards vs. Pittsburgh, 2001 Tangerine

RECEIVING YARDS

171	Jerricho Cotchery vs. Kansas, 2003 Tangerine
157	Koren Robinson vs. Minn., 2000 Micron PC
127	Jerricho Cotchery vs. Notre Dame, 2002 Gator

RECEIVING TOUCHDOWNS

3	Jaylen Samuels vs. Vander., 2016 Independence
---	--

OPPONENT INDIVIDUAL BESTS

RUSHING ATTEMPTS

42	Tellis Redmon, Minn., 2000 Micronpc
39	Shane Matthews, Florida, 1992 Gator
29	Green, Iowa State, 1977 Peach

RUSHING YARDS

246	Tellis Redmon, Minnesota, 2000 Micron PC
182	Shane Matthews, Florida, 1992 Gator
172	Green, Iowa State, 1977 Peach

RUSHING TOUCHDOWNS

2	Tellis Redmond, Minn., 2000 Micron PC
2	James Jackson, Miami, 1998 Micron PC
2	Edgerinn James, Miami, 1998 Micron PC
2	Tyrone Wheatley, Mich., 1994 Hall of Fame
2	Housman, Houston, 1974 Blue-Bonnett

PASSING YARDS

428	Chuck Hartlieb, Iowa, 1988 Peach
380	Dak Prescott, Miss. St., 2015 Belk
378	Jeff Blake, East Carolina, 1992 Peach
341	Brett Favre, S. Miss., 1990 All-American

PASSING ATTEMPTS

54	Chuck Hartlieb, Iowa, 1988 Peach
53	Justin Holman, UCF, 2014 Bitcoin St. Petersburg
51	Jeff Blake, East Carolina, 1992 Peach
49	Dak Prescott, Miss. St., 2015 Belk
43	Teddy Bridgewater, Louisville, 2011 Belk

PASS COMPLETIONS

31	Jeff Blake, East Carolina, 1992 Peach
30	Chuck Hartlieb, Iowa, 1988 Peach
28	Brett Favre, S. Miss, 1990 All-American

TOUCHDOWN PASSES

4	Jeff Blake, East Carolina, 1992 Peach
4	Dak Prescott, Miss. St., 2015 Belk
3	Justin Holmon, UCF, 2014 Bitcoin St. Petersburg

RECEPTIONS

12	Jon Fisher, East Carolina, 1992 Peach
10	Arnez Battle, Notre Dame, 2002 Gator
9	Brandon Rideau, Kansas, 2003 Tangerine
9	B. Perriman, UCF, 2014 Bitcoin St. Petersburg

RECEIVING YARDS

144	Jon Fisher, East Carolina, 1992 Peach
138	B. Perriman, UCF, 2014 Bitcoin St. Petersburg
141	Santana Moss, Miami, 1998 Micron PC

WOLFPACK BOWL MVPs

Year	Bowl	MVP(s)
2016	Independence	Jaylen Samuels, TE/FB Airius Moore, LB
2014	Bitcoin/St. Pete	Jacoby Brissett, QB
2011	Belk	Mike Glennon, QB
2010	Champs Sports	Russell Wilson, QB
2005	Meineke Car Care	Stephen Tulloch, LB
2003	Mazda Tangerine	Philip Rivers, QB
2002	Toyota Gator	Philip Rivers, QB
2001	Tangerine	Philip Rivers, QB (Off) Terrance Martin, DT (Def) Dan. Burnette, LB (Def)
2000	MicronPC.com	Philip Rivers, QB
1995	Peach Bowl	Tre. Stephens, RB (Off) Damien Covington, LB (Def)
1989	Copper Bowl	S. Montgomery, QB
1988	Peach Bowl	S. Montgomery, QB (Off) Michael Brooks, DB (Def) Erik Kramer, QB (Off) Derrick Taylor, DB (Def)
1986	Peach Bowl	Ted Brown, RB
1978	Tangerine Bowl	Johnny Evans, QB (Off)
1977	Peach Bowl	Richard Carter, DB (Def)
1973	Liberty Bowl	Stan Fritts, FB
1972	Peach Bowl	Dave Buckey, QB (Off) George Bell, DT (Def)
1967	Liberty Bowl	Jim Donnan, QB (Off) Mark Capuano, DE (Def)
1963	Liberty Bowl	Jim Rossi, QB

SCORING HIGHS

MOST POINTS, GAME

NC State	56	vs. Kansas	2003 Tangerine
Opp.:	51	by Miss. St.	2015 Belk

MOST POINTS, FIRST QUARTER

NC State	21	vs. Kansas	2003 Tangerine
Opp.:	21	by Minnesota	2000 Micron PC

MOST POINTS, SECOND QUARTER

NC State:	21	vs. Iowa	1988 Peach
	21	vs. N. Dame	2002 Gator
Opp.:	21	by Michigan	1994 Hall of Fame
	21	by Pittsburgh	2001 Tangerine

MOST POINTS, THIRD QUARTER

NC State:	21	vs. W. Virginia	1972 Peach
Opp.:	21	by Michigan	1994 Hall of Fame

MOST POINTS, FOURTH QUARTER

NC State:	14	vs. four teams	
Opp.:	21	by Houston	1974 Bluebonnet

MOST POINTS, FIRST QUARTER, BOTH TEAMS

28	NCSU (21), Kansas (7)	2003 Tangerine
----	-----------------------	----------------

MOST POINTS, 2ND QUARTER, BOTH TEAMS

35	NCSU (14), Vanderbilt (21)	2012 Music City
----	----------------------------	-----------------


MOST POINTS, 3RD QUARTER, BOTH TEAMS

24	NCSU (14), Kansas (10)	2003 Tangerine
----	------------------------	----------------

MOST POINTS, 4TH QUARTER, BOTH TEAMS

35	NCSU (14), Houston (21)	1974 Bluebonnet
----	-------------------------	-----------------

HISTORY



RETIRED AND HONORED JERSEYS



ROMAN GABRIEL (QB)

At NC State: A two-time All-American, Roman Gabriel starred at quarterback for NC State in the early 1960s and finished his career holding virtually every Wolfpack passing record. An academic All-American, Gabriel saw his jersey retired and presented to him by Governor Terry Sanford on Jan. 20, 1962 at halftime of an NC State-Maryland basketball game in Reynolds Coliseum. A first-round draft pick by the Los Angeles Rams, he went on to a distinguished professional career.

As a Professional: Gabriel played 15 seasons in the NFL, splitting time with the Los Angeles Rams (1962-72) and the Philadelphia Eagles (1973-77). He was named the NFL's Most Valuable Player in 1969 and earned Pro Bowl spots in 1967, 1968, 1969 and 1970. He was the MVP of the 1970 Pro Bowl. He ranked as the Rams' all-time passing leader with 22,223 yards and 154 touchdowns (1,705 com./3,313 att.) and threw for 7,221 yards and 45 touchdowns (661 com./1,185 att.) with the Eagles. In 1973, he led the NFL with 3,219 yards and 23 touchdown passes. He still holds the Rams' career records for: touchdown passes (154), passing yards (22,223), passes attempted (3,313), and passes completed (1,705). Gabriel was inducted into the College Football Hall of Fame in 1989.




JIM RITCHER (OL)

At NC State: Jim Ritcher is one of three Atlantic Coast Conference players to win the Outland Trophy, awarded annually to the nation's premier lineman. A two-time consensus All-American, Ritcher won the award as a Wolfpack senior in 1979, when he literally cleared the way for NC State to win the ACC Championship. Still an active member of the Wolfpack family, Ritcher, whose sons John and Harrison both played for NC State, thrived in the NFL for 16 years, playing in four Super Bowls with the Buffalo Bills. Ritcher's No. 51 was retired on Feb. 8, 1987. He was inducted into the College Football Hall of Fame in 1998.

As a Professional: A first-round draft choice in 1980, Ritcher went on to play 16 seasons in the NFL, splitting time with the Buffalo Bills (1980-93) and the Atlanta Falcons (1994-95). An All-Pro choice in 1986, 1988, and 1990, Ritcher played in


the 1992 and 1993 Pro Bowls. He also played in four Super Bowls with Buffalo and played in more games than any other Buffalo Bill (225). He was inducted into the Buffalo Hall of Fame in 2005 and was the recipient of the Gerald R. Ford Legends Award in 2009.



DICK CHRISTY (HB)

At NC State: Scoring all 29 of NC State's points, Dick Christy earned the Wolfpack its first Atlantic Coast Conference Championship in a 29-26 win in the Pack's season-finale at South Carolina on Nov. 23, 1957. Christy earned first team All-America recognition from the Associated Press and United Press International for his efforts that season. He ended his career in '57 holding 14 NC State records and four ACC records. Nearly 40 years later, Christy's jersey was retired on Nov. 8, 1997 in a game against Maryland. He died in a car accident in 1965 and was named to the ACC's Silver Anniversary Team in 1978.

As a Professional: Christy played five seasons in the NFL, splitting time with the Pittsburgh Steelers (1958), Boston Patriots (1960) and the New York Titans (1961-63). He was selected to play in the 1962 AFL All-Star game and led the AFL and NFL in punt returns in 1961 and 1962 with 21.3 and 16.7 yards per return, respectively. In 1962, he was named his team's MVP, when he led the squad in rushing, punt returns and kickoff returns.



TED BROWN (RB)

At NC State: Ted Brown is inarguably the greatest running back to play for NC State, if not in the Atlantic Coast Conference. A native of High Point, N.C., Brown rushed for a school and ACC record 4,602 yards from 1975-78. He scored 51 touchdowns during his career, which stood as the top mark in ACC history until 2005. His jersey was retired during pregame ceremonies prior to his final home game on Nov. 18, 1978 against Duke. He was a first-round draft pick of the Minnesota Vikings where he enjoyed an all-star career.

As a Professional: Brown starred for eight seasons in the NFL as a member of the Minnesota Vikings squad from 1979-86. He scored 53 career touchdowns (40 rushing and 13 receiving), the fifth-best mark in Viking history. His 4,546 career rushing


yards ranks third in the history of that franchise. Brown was inducted into the College Football Hall of Fame in 2013.



TORRY HOLT (WR)

At NC State: Torry Holt was a human highlight film for NC State from 1995-98, and culminated his career by being named a consensus All-American. Holt rewrote the Wolfpack record books, setting single game, single season and career records in almost every passing category. He also set an ACC record with 3,379 reception yards for his career. The two-time All-ACC performer was named the ACC Player of the Year and Offensive Player of the Year following his senior campaign, and was also a finalist for the Biletnikoff Award, honoring the nation's top wide receiver. His jersey was retired on Jan. 16, 1999 during halftime ceremonies of the final NC State-UNC basketball contest that was played in Reynolds Coliseum.

As a Professional: Holt was a first-round draft pick of the Saint Louis Rams in 1999, the sixth selection overall, and made the Pro Bowl seven times. He won a Super Bowl ring during his rookie campaign, and in the process set Super Bowl rookie records with seven catches and 109 receiving yards. He was the first player in NFL history to record five straight seasons with 1,300 receiving yards, and he was the fifth-fastest in NFL history to 5,000 yards and fourth-fastest to 500 career receptions. Holt played with the Jacksonville Jaguars in 2009 and the New England Patriots in 2010 before announcing his retirement. He served as an analyst for the NFL Network after retirement, started the Holt Foundation to benefit kids whose parents have cancer and owns a construction business in Raleigh.




DENNIS BYRD (DL)

At NC State: Dennis Byrd was a dominating presence for the Wolfpack's famed "White Shoes" defense, competing on the defensive line for NC State from 1965-67. An adept pass rusher who combined size, agility, strength and a desire for hitting, Byrd was the Pack's first consensus All-American, earning honors in 1967. He was also the first three-time All-ACC player in league history, earning accolades all three years that he



lettered. As a junior, he led the voting for All-ACC lineman and after his senior campaign, participated in four college all-star games. Byrd, who passed away in July of 2010, was inducted into the National Football Foundation's Hall of Fame in December of that year.

As a Professional: Byrd was a first-round draft pick of the Boston Patriots of the American Football League in 1968.



BILL YOEST (OG)

At NC State: A consensus All-American guard, Bill Yoest lettered for the Wolfpack from 1970-73 and was the recipient of the 1973 Jacobs Blocking Trophy. A Pittsburgh native, Yoest won All-America honors from the Associated Press, UPI, Football Writers, Football Coaches, NEA and Walter Camp that season. Yoest was selected for two post-season all-star games, the '74 Hula Bowl and the East-West Shrine Game, in which he was elected co-captain of the East squad. His No. 63 was retired at halftime of the North Carolina game, Sept. 27, 2003.

As a Professional: Yoest played a short stint with the Orlando Blazers of the World Football League and then returned to Raleigh, where he started a financial services business.



PHILIP RIVERS (QB)

At NC State: The 2003 ACC Player of the Year, Philip Rivers started all 51 games at quarterback for the Wolfpack over his four years, an NCAA record. Rivers rewrote the record books for both NC State and the ACC in every passing and total offense category. Rivers ended up the second-leading passer in NCAA history with 13,494 career passing yards and 13,582 career yards of total offense and finished tied for fifth in NCAA history with 95 career TD passes. The Athens, Ala., native capped off a marvelous career with a stellar senior season in which he led the nation with a 72.0 completion percentage and 170.49 pass efficiency rating. Rivers became the first QB in ACC history, the seventh in NCAA history, to throw for 3,000 yards in three different seasons. The MVP of the 2003 Tangerine Bowl with his fifth 400-yard passing day of the year, Rivers was also named the MVP of the Senior

Bowl. His jersey, number 17, was retired before his final home game, Nov. 22, 2003.

In the Professional Ranks: A first-round draft choice, Rivers was drafted by the New York Giants with the fourth pick in 2004 and was traded to the San Diego Chargers minutes later. He has been selected to the Pro Bowl six times.



RUSSELL WILSON (QB)*

At NC State: Wilson was the first quarterback in league history to earn first-team All-ACC honors as a freshman and also won the ACC Rookie of the Year award in 2008. He was a two-time Academic All-ACC performer and set an NCAA record for consecutive pass attempts without an interception with 379. He ranks in the top three in NC State career history in passing yards, pass completions, pass attempts, passing touchdowns, 300-yard passing games, total offense and touchdown responsibility.

As a Professional: Since he joined the NFL as a third-round pick in 2012, Russell Wilson has started every game for the Seattle Seahawks. He has two Super Bowl appearances, including leading the Seahawks to a win in Super Bowl XLVIII, on his resume and has been invited to the Pro Bowl in three of his first five seasons. In July of 2015, Wilson signed a four-year, \$87.6 million contract extension.



MARIO WILLIAMS (DE)*

At NC State: Williams was the first player in ACC history to be selected as the first pick in the NFL draft, as he was taken as No. 1 by the Houston Texans in 2006. He was named a first-team All-American by Sports Illustrated in 2005 and was a second-team choice by Walter Camp after setting the State single-season tackles for loss (27.5) and sacks (14.5) records. A two-time All-ACC performer, he also holds the school career records in both categories.

As a Professional: Williams has recorded 97.5 career sacks in his NFL career, and has been named All-Pro twice, and has also been selected to four Pro Bowls. After being drafted No. 1 overall in the 2006 NFL Draft, Williams spent his first six seasons with the Houston Texans and then four with the Buffalo Bills. In 2016, Williams played for the Miami Dolphins.



* - Wilson's No. 16 and Williams' No. 9 will continue to be worn by standout Wolfpack players. In the future, any player designated by the head coach to wear those numbers will also wear a patch honoring Wilson or Williams, as seen on Bradley Chubb's jersey above.

JOHN RIPPLE, Tackle

1918: *Walter Camp (2nd)*



NC State's first All-American selection, John Ripple was also the first collegiate player in the state of North Carolina to be named to the prestigious Walter Camp squad. At 6-0, 180 pounds, he had never played football until making the squad as a

sophomore in 1918.

STEVE SABOL, Center

1935: *Newspaper Enterprise Assoc. (2nd)*
Associated Press (3rd)



A Campbell, Ohio, native, Sabol became the Pack's starting center as a sophomore in 1933. The 6-0, 190-pounder played every snap in eight of nine contests that season, sitting out just one quarter: the final period in a rout of Catawba.

He was a three-time All-Southern Conference selection (1933-35) during his career.

ED "TY" COON, Tackle

1938: *World Telegram (2nd); College Humor (2nd); 1939: Newspaper Enterprise Association (2nd); New York Sun (2nd); Hearst (3rd); Dr. L.H. Baker (3rd)*



A 1939 All-Southern Conference selection played on the Wolfpack varsity squad from 1938-40. A 6-3, 202 pounder from Watertown, Conn., Coon had his best game against highly ranked Alabama in 1938, when he led the defense in tackles and blocked a punt.

ELMER COSTA, Tackle

1949: *UPI (HM); 1950: Chicago Tribune (1st)*



At 220 pounds, Elmer Costa was touted as the heaviest player on the Wolfpack squad in the late 40s. A two-time All-Southern Conference honoree, he helped the Pack earn a huge upset versus Maryland in 1950 in NC State's first

televised game. He was named the AP's National Lineman of the Week for that performance.

DICK CHRISTY, Halfback

1957: *Associated Press (1st); UPI (1st)*



Dick Christy starred on the freshman squad in 1954, advancing to the varsity the following year. At 5-10, 190 pounds, he led the team in rushing with 602 yards


that season, and then ran for 589 yards, threw for 123 yards and returned kickoffs and touchdowns in 1956. He will always be remembered for scoring all 29 points in NC State's ACC Title-clinching 29-26 win over South Carolina in 1957. He was named the ACC Player of the Year and ACC Athlete of the Year as a senior.

Dick Christy Career Stats

Year	Rush	Yds.	Avg.	TD	Rec-Yds
1955	85	602	7.1	4	12-197
1956	119	589	5.0	3	2-38
1957	144	626	4.3	13	10-211
Total	348	1817	5.2	20	24-486

ROMAN GABRIEL, Quarterback

1960: *Football Writers (1st); Football News (1st); Football Coaches (2nd); UPI (2nd); NEA (2nd); 1961: Football Writers (1st); Football News (1st); Football Coaches (1st); Time Magazine (1st); UPI (2nd); NEA (2nd)*



At 6-4, 200 pounds, Roman Gabriel began his collegiate career as a star in the defensive secondary as well as being the Wolfpack signal caller. The Wilmington, N.C., native was tabbed as the National Sophomore Back


of the Year by The Saturday Evening Post and Playboy prior to his sophomore campaign. He didn't disappoint, leading the NCAA in completion percentage with a school record .604 in 1959. He threw for a then-school record 2,951 yards passing for his career, including 19 touchdowns. He ranked eighth nationally in total offense in 1960 and 14th during his senior campaign. He was named the ACC Player of the Year in 1960 and 1961 and was a 1960 Academic All-American. He went on to a spectacular professional career, earning four trips to the Pro Bowl and being named the NFL's MVP in 1969.

Roman Gabriel Career Stats

Year	Att.	Com.	Pct.	Yds.	TD	Int.	Rush	Yds.
1959	134	81	.604	832	3	7	54	-44
1960	186	105	.565	1182	8	7	98	164
1961	186	99	.532	937	8	6	174	196
Total	506	285	.563	2951	19	20	326	316

DON MONTGOMERY, End

1963: *Football Writers (2nd)*



A 6-2, 216 pound end from Albemarle, N.C., Don Montgomery overcame injuries in his first two collegiate campaigns and earned All-ACC honors as a junior in 1962. He also enjoyed great success for the Wolfpack on

the baseball diamond, earning second-team all-league status.

DENNIS BYRD, Defensive Tackle

1966: *Football Writers (1st); NEA (1st); Associated Press (2nd); 1967: Consensus 1st Team (Associated Press, UPI, The Sporting News, NEA, Football Writers, Football Coaches, Central Press, Time Magazine, Walter Camp Foundation, Playboy)*




At 6-4, 257 pounds, Dennis Byrd dominated many big games during his career with the Wolfpack. He was the first player in ACC history to earn three first-team All-ACC honors and became NC State's first consensus All-

American.

FRED COMBS, Defensive Back

1967: *Football Writers (1st); UPI (2nd); Associated Press (HM)*




A key member of the "White Shoes" defense in 1967, Fred Combs contributed two punt returns for touchdowns over 70 yards and a 70-yard interception return for a score that season. The Hertford, N.C., native set an

ACC record with 434 yards in punt returns that season and sealed the win versus second-ranked Houston with an interception.

GERALD WARREN, Kicker

1967: *Associated Press (2nd); 1968: Associated Press (1st)*



An Elizabeth City, N.C., native, Gerald Warren set an NCAA record with 17 field goals during the 1967 campaign. He finished the year with 70 kicking points, another national best. He also became the first kicker


ever to lead the ACC in scoring.

Gerald Warren Career Stats

Year	G	PAT	FG	LP	Pts.
1966	2	2-2	0-2	-	2
1967	10	19-19	17-22	47	70
1968	10	22-23	9-16	47	49
Total	22	43-44	26-38	47	121

RON CARPENTER, Defensive Tackle

1968: *NEA (1st)*



A 6-5, 255-pounder from High Point, N.C., Ron Carpenter was a two-time All-ACC selection and earned All-America honors as a junior. He went on to the NFL in 1970, starting for seven seasons with the Cincinnati Bengals.

CAREY METTS, Center

1968: Football Writers (2nd)



A 6-2, 230-pounder from Greensboro, N.C., Carey Metts played almost every snap during his sophomore, junior and senior campaigns. He came to NC State after playing a year at Elon College.

BILL YOEST, Guard

1973: Consensus 1st Team (Associated Press, UPI, Football Writers, Football Coaches, NEA, Walter Camp)



A 6-0, 243 pound Pittsburgh, Pa., native, Bill Yoest moved into the starting lineup as a sophomore in 1970, but his football career almost ended when he had surgery to remove part of a vertebra following the season.

After redshirting in 1971, he regained his starter's position and was an All-ACC honoree as a junior. In addition to being named a consensus All-American in 1973, he also won the Jacobs Blocking Trophy for the ACC.

STAN FRITTS, Fullback

1974: Associated Press (2nd)



A 6-0, 165 pound Oak Ridge, Tenn., native, Stan Fritts tallied an ACC record 42 TDs during his career at State. He also set what was then a school rushing record with 2,542 yards. He was an All-ACC performer as a sophomore and senior and was a


1973 Academic All-American.

Stan Fritts Career Stats

Rushing	G	Att.	Yds.	Avg.	TD
1972	11	145	689	4.8	17
1973	11	144	684	4.8	13
1974	11	245	1169	4.8	12
Total	33	534	2542	4.8	42

DON BUCKEY, Split End

1975: Football Writers (1st)




While his twin brother Dave was starting at quarterback, Don Buckey rewrote the NC State record books in the receiving categories. The 5-11, 160 pounder was an All-ACC performer, catching 102 passes for 1,735 yards during his career.

Don Buckey Career Stats

Year	G	Rec.	Yds.	Avg.	TD
1972	11	18	292	16.3	0
1973	11	24	439	18.3	2
1974	11	26	452	17.4	2
1975	11	34	551	16.2	1
Total	44	102	1734	17.0	5

JOHNNY EVANS, Punter

1977: NEA (2nd)



A High Point, N.C., native, Johnny Evans still holds the ACC record for punting average at 44.02 yards, a mark that also ranks among the all-time NCAA leaders. He led the league in punting three straight years, while starting at quarterback for

the Wolfpack two seasons.

Johnny Evans Career Punting Stats

Year	G	No.	Yds.	BK	Avg.
1974	11	38	1653	0	43.5
1975	11	42	1874	0	44.6
1976	11	47	2168	0	46.1
1977	11	58	2448	0	42.2
Total	44	185	8143	0	44.0

TED BROWN, Running Back

1978: Consensus 1st Team (Associated Press, UPI, Football Writers, Football Coaches)



A 5-11, 170 pound High Point, N.C., native, Ted Brown, was named the ACC Freshman of the Year in 1975 and went on to set the league record for career rushing yards that still stands (4,602 yards).

He is the only player in league history to earn four first-team All-ACC honors. When he finished his career, he ranked fourth on the NCAA Division I all-time career rushing chart, trailing only Tony Dorsett, Archie Griffin and Ed Marinaro with 4,602 yards. He was a four-time All-ACC performer and went on to play seven years with the Minnesota Vikings.

Ted Brown Career Stats

Year	G	Att.	Yds.	Avg.	TD	Rec-Yds
1975	10	142	913	6.4	13	16-160
1976	11	198	1088	5.5	13	25-239
1977	11	218	1251	5.7	14	24-164
1978	11	302	1350	4.5	11	17-197
Total	43	860	4602	5.4	51	82-760

JIM RITCHER, Center

1978: Consensus 1st Team (Associated Press, UPI, Football Writers, Football Coaches); 1979: Consensus 1st Team (Associated Press, UPI, Football Writers, Football Coaches, Walter Camp)



A 6-3, 245-pounder from Hinckley, Ohio, Jim Ritcher was the 1979 recipient of the Outland Trophy, which is presented annually to the nation's premier lineman. He won the ACC's Jacobs Blocking Trophy twice and went on to a suc-

cessful NFL career.

VAUGHAN JOHNSON, Linebacker

1983: The Sporting News (1st), Associated Press (2nd)



Vaughan Johnson, a 6-3, 230 pound Morehead City, N.C., native, paced State in tackles in 1982 (167) and 1983 (144) and his 384 career stops still ranks third on the Wolfpack list. He went on to a successful NFL career, earning All-Pro


honors from 1988-92.

Vaughan Johnson Career Stats

Year	UT	AT	Tot.	TFL	Sk
1980	8	8	16	0-0	0-0
1981	31	26	57	1-2	0-0
1982	92	75	167	7-10	4-24
1983	77	67	144	4-8	3-25
Total	208	176	384	12-20	7-49

NASRALLAH WORTHEN, Wide Receiver

1986: Football News (3rd); 1988: Sporting News (2nd)




A 5-9, 170-pound Jacksonville, Fla., native, Naz Worthen earned All-ACC honors in 1986 and 1988 and ranked as the NC State career leader in receptions and receiving yards following his career.

Nasrallah Worthen Career Stats

Year	G	Rec.	Yds.	Avg.	TD	KOR	PR
1984	9	9	200	22.2	1	13-287	0-0
1985	11	26	505	19.4	2	20-448	0-0
1986	10	41	686	16.7	4	2-48	0-0
1987			--	Redshirted --			
1988	11	55	856	15.6	7	1-23	10-106
Total	41	131	2247	17.2	14	36-806	10-106

JESSE CAMPBELL, Strong Safety

1989: Football News (2nd), UPI (HM), The Sporting News (HM); 1990: Football News (1st), The Sporting News (1st), UPI (2nd), Associated Press (3rd)



A native of Vanceboro, N.C., Jesse Campbell earned ACC Rookie of the Year honors in 1988 and then went on to earn three All-ACC honors. In 1988, he led the Pack in tackles (83), tackles for loss (11-53), passes broken up (11) and inter-


ceptions (five).

Jesse Campbell Career Stats

Year	G	UT	AT	Tot.	TFL	SK	FC/FR	Int	PBU
1988	11	64	21	85	11-53	0-0	6/1	5-71	11
1989	11	70	36	106	7-32	4-33	6/4	2-8	9
1990	10	53	25	78	4-10	1-8	3/1	0-0	10
Total	32	187	82	269	22-95	5-41	15/6	7-79	30

MIKE REID, Strong Safety

1992: Associated Press (2nd)



A 1992 All-ACC performer, Mike Reid led the Pack in PBUs as a junior (14) and senior (13) and both marks still rank among the Wolfpack single season bests. The 6-2, 219 pound native of Pacolet, S.C., tallied 88 tackles during his senior


campaign.

Mike Reid Career Stats

Year	G	UT	AT	Tot.	TFL	Int	PBU
1989	10	9	8	17	0-0	0-0	0
1990	- Redshirted -						
1991	11	61	22	83	5-22	2-31	14
1992	12	64	24	88	4-16	3-88	13
Total	33	134	54	188	9-38	5-119	27

SEBASTIAN SAVAGE, Cornerback

1992: UPI (2nd), Football News (2nd)




A 5-11, 187 pound cornerback from Carlisle, S.C., Sebastian Savage certainly lived up to his name. He earned first-team All-ACC honors in 1991 and 1992 and broke up 16 passes in his career.

Sebastian Savage Career Stats

Year	G	UT	AT	Tot.	TFL	Int	PBU
1989	11	18	13	31	0-0	0-0	0
1990	11	56	29	85	0-0	3-8	10
1991	11	43	20	63	0-0	5-102	6
1992	12	71	19	90	3-5	1-0	11
Total	45	188	81	269	3-5	9-110	27

STEVE VIDETICH, Kicker

1994: UPI (2nd), Football News (2nd)



This 6-2, 218-pound kicker from Winston-Salem, N.C., earned All-ACC honors in 1993 and 1994. He still owns the sixth- and seventh- best single season field goals marks in school history (16 in 1994, 14 in 1992) and ranks third in career field


goals with 42.

Steve Videtich Career Stats

Year	G	PAT	FG	LP	Pts.
1991	NA	0-0	0-0	-	0
1992	12	38-38	14-22	48	80
1993	11	26-28	12-13	46	62
1994	11	29-31	16-18	50	77
Total	NA	93-97	42-53	50	219

MARC PRIMANTI, Placekicker

1996: Consensus 1st Team (Associated Press, The Sporting News, Football Writers Association, Football News)



Dubbed "Mr. Automatic" by the end of his senior campaign, the 5-7, 171-pound Thorndale, Pa., native connected on all 20 of his field goal attempts and all 24 of his PATs in 1996. In addition to his consensus All-America status, he was also

the recipient of the Lou Groza Award.

Marc Primanti Career Stats

Kicking	G	PAT	FG	LP	Pts.
1995	11	27-28	11-13	45	60
1996	11	24-24	20-20	48	84
Total	22	51-52	31-33	48	144

TORRY HOLT, Wide Receiver

1998: Consensus 1st Team (Associated Press, The Sporting News, AFCA, Football Writers, Football News)



A 6-1, 193 pound native of Gibsonville, N.C., Torry Holt rewrote the NC State and ACC record books during his senior campaign. He set the league mark for career receiving yards (3,379) and set Wolfpack career bests

for receptions (191), touchdown receptions (31) and 100-yard receiving games (14). He was named the ACC Player of the Year and Offensive Player of the Year for 1998 and was a two-time all-conference choice.

Torry Holt Career Stats

Year	G	Rec.	Yds.	Avg.	TD	PR	All-Pur
1995	11	17	261	15.4	1	5-20	557
1996	7	24	415	17.3	3	1-(-1)	566
1997	11	62	1099	17.7	16	12-162	1267
1998	11	88	1604	18.2	11	20-273	1979
Totals	40	191	3379	17.7	31	38-454	4369

LLOYD HARRISON, Cornerback

1998: Associated Press (2nd), Football News (2nd) 1999: Associated Press (3rd), CBS Sportsline (2nd)



Lloyd Harrison led the ACC in interceptions (7) and passes broken up (23) as a junior in 1998. The 5-11, 180 pound cornerback from Floral Park, N.Y., was also named a preseason All-American for 1999 by


Playboy. He ranked third in school history with 12 INTs, third in PBUs with 40.

Lloyd Harrison Career Stats

Year	GP-GS	UT	AT	Tot.	FC/FR	Int.	PBU
1996	8-0	2	1	3	0/0	0-0	0
1997	11-2	27	11	38	0/0	0-0	2
1998	11-11	55	25	80	2/0	7-51	23
1999	12-12	56	12	68	0/1	5-0	15
Total	42-25	140	49	198	2/1	12-51	40

KOREN ROBINSON, Wide Receiver

2000: Football News (2nd), AP (3rd)



Koren Robinson was named first-team All-ACC as a wide receiver and return specialist in 2000. A semifinalist for the 2000 Biletnikoff Award, the Belmont, N.C., native became the second wide receiver in school history to go over 1,000-yards

in a season. He concluded his brief career ranked fifth in school history with 1,914 receiving yards and seventh in receptions with 110. Robinson tied the school record with Torry Holt for most 100-yard receiving games with 14 and was a first-round draft pick of the Seattle Seahawks in 2001.

Koren Robinson Career Stats

Year	GP-GS	Rec	Yds	TD	All-Purp.
1999	11-6	48	853	2	1,016
2000	11-8	62	1,061	13	1,880
Totals	22-14	110	1,914	15	2,896

LEVAR FISHER, Linebacker

2000: Football Writers, Football News (1st), AP, Walter Camp (2nd); 2001: AP (1st), AFCA (1st), All American Football Foundation (1st), Football News (2nd), The Sporting News (3rd)



Levar Fisher set the NC State career record for tackles with 492 in his four-year career. A two-time first-team All-ACC performer, he led the nation in tackles with an average of 15.1 per game in 2000. The ACC's 2000 Defensive Player of the Year

and a finalist for the Bronko Nagurski Trophy, he is tied for third in Wolfpack history in career tackles for loss (33-147) and is tied for second in fumbles caused (9). Fisher was also a semifinalist for the 2001 Butkus Award.

Levar Fisher Career Stats

Yr	GP-GS	Pl	Hit	Ast	Tot	TFL	Sk	QPFC/R
1998	11-8	NA	39	35	74	3-21	2-17	4 3/0
1999	12-12	663	63	41	104	12-62	3.5-34	8 0/1
2000	11-11	750	90	76	166	15-46	5-22	5 5/3
2001	11-11	700	84	64	148	3-18	1.5-17	4 1/2
Tot	45-42	NA	276	216	492	33-147	12-90	21 9/6

TERRENCE HOLT, Free Safety

2002: The Sporting News (1st), All-American Football Foundation (1st), CNN/SI (2nd)



A two-time All-ACC performer, Terrence Holt finished his career as the ACC career leader with 12 blocked kicks. He was a finalist for the Mosi Tatupu National Specialist of the Year award in 2002 and was

semi-finalist for the Thorpe Award. He also set the NC State record for career tackles for a defensive back with 315 for his career, ranking fourth on the 2002 NC State squad with 100 stops. He could also be the national record holder with eight

career blocked field goals, he tied a national mark with four in 2001 and had one in 2002.

Terrence Holt Career Stats

Year	GP-GS	Pl	Hit	Ast	Tot	PBU	Int	BK
1999	12-1	58	13	9	22	1	0-0	2
2000	11-11	791	53	36	89	7	1-34	3
2001	11-11	795	62	42	104	5	1-22	4
2002	14-14	882	70	30	100	7	2-12	3
Tot.	48-37	2526	198	117	315	20	4-68	12

MARIO WILLIAMS, Defensive End

2005: *Sports Illustrated* (1st), *Walter Camp* (2nd);
2004: *Freshman All-American - Football News*,
Football Writers, *The Sporting News*



Mario Williams followed his record-setting college career by becoming the first ACC player ever to earn the number-one pick in the NFL draft. A two-time first-team All-ACC performer, the Richlands, N.C., native was named the team MVP for

2005 when he set the NC State single-season records for tackles for loss (27.5) and sacks (14.5). That sack total led the ACC and ranked fourth nationally, while his TFLs ranked second in the league, tied for sixth nationally. The NC State career record holder with 55.5 stops behind the line of scrimmage, his 25.5 career sacks tied for the best mark in school history. He also set the Wolfpack single game records for tackles for loss (6) and sacks (4) in the win over Southern Miss.

Williams Career Stats

Year	GP-GS	Pl	Hit	Ast	Tot	TFL-YD	Sk-YD	QP
2003	13-13	759	34	22	56	13-44	5-27	7
2004	11-11	587	44	13	57	15-82	6-49	19
2005	12-10	765	48	19	67	27.5-101	14.5-80	23
Totals	36-34	2111	126	54	180	55.5-227	25.5-156	49

NATE IRVING, Linebacker

2010: *Sports Illustrated* (1st), *Scout.com* (1st),
Walter Camp (2nd), *AP* (3rd)



After missing the entire 2009 season due to serious injuries sustained in a car accident, Nate Irving bounced back to earn first-team All-ACC honors. He tied for the team lead with 97 total tackles and served

as one of three team captains in 2010, collecting first-team All-America honors from *Sports Illustrated* and *Scout.com*, second-team from *Walter Camp* and third-team from the *Associated Press*. Named the nation's "elite" linebacker by the *College Football Performance Awards*, Irving set an NCAA record as a senior with eight tackles for loss in a win over Wake Forest. He was a co-recipient of the ACC's prestigious Piccolo Award, given annually to the league's "most courageous" player.

Irving Career Stats

Yr	GP-GS	Pl	Hit	Ast	Tot	TFL-YD	Sk	FC/R
2007	11-4	296	30	22	52	7-31	1-7	2/0
2008	10-9	517	55	29	84	12-41	1-8	1/1
2010	13-13	773	51	46	97	20.5-77	6.5-41	3/2
Totals	34-26	1,586	136	97	233	39.5-149	9.5-56	7/3

DAVID AMERSON, Cornerback

2011: *Walter Camp* (1st), *ESPN* (1st), *Sports Illustrated* (2nd), *Associated Press* (2nd), *Yahoo* (2nd), *CBS Sports.com* (2nd), *Rivals* (2nd), *Phil Steele* (2nd)



Set a school and ACC single-season record with 13 interceptions, the second-highest total in FBS history. Shattered the school mark that had stood since 1938. Returned two interceptions for touchdowns. Named the recipient of the Jack Tatum Award and was


a finalist for the Thorpe Award.

Amerson Career Stats

Year	GP-GS	Pl	Hit	Ast	Tot	INT	PBU
2010	13-9	640	39	11	50	0-0	1
2011	13-13	866	44	15	59	13-205	5
2012	13-13	920	48	12	60	5-82	7
Totals	39-35	2,426	131	38	169	18-287	13

JOE THUNEY, Offensive Tackle

2015: *USA Today* (1st), *Associated Press* (3rd)



First Wolfpack offensive lineman to earn All-America honors since Outland Trophy winner Jim Ritcher in 1979. A first-team All-ACC performer on the media team, he did not allow a sack in 589 snaps during 2015 ACC play from his left tackle spot. Played

every single snap versus ACC teams and started games at four of the five positions on the offensive line during his career: LT, LG, RG, RT. Earned his degree from NC State prior to his junior campaign, posting a 3.74 career GPA in his accounting major. He then pursued a second undergraduate degree in international studies with a minor in Spanish.

Thuney Career Stats

Year	GP-GS	Pl
2012	8-0	169
2013	11-11	920
2014	9-9	652
2015	12-12	932
Totals	40-32	2,673



Torry Holt was a consensus All-American in 1998.

ATHLETE OF THE YEAR

1957 Dick Christy
1960 Roman Gabriel

PLAYER OF THE YEAR

1957 Dick Christy, HB
1960 Roman Gabriel, QB
1961 Roman Gabriel, QB
1973 Willie Burden, RB
1986 Erik Kramer, QB
1998 Torry Holt, WR
2003 Philip Rivers, QB

OFFENSIVE PLAYER OF THE YEAR

1998 Torry Holt, WR
2003 Philip Rivers, QB

DEFENSIVE PLAYER OF THE YEAR

2000 Levar Fisher, LB

ROOKIE OF THE YEAR

1975 Ted Brown, RB
1981 Joe McIntosh, RB
1986 Ray Agnew, DT
1988 Jesse Campbell, SS
1998 Ray Robinson, TB
1999 Koren Robinson, WR
2000 Philip Rivers, QB
2002 T.A. McLendon, TB
2008 Russell Wilson, QB

COACH OF THE YEAR

1957 Earle Edwards
1963 Earle Edwards
1965 Earle Edwards
1967 Earle Edwards
1972 Lou Holtz
1986 Dick Sheridan

JACOBS BLOCKING TROPHY

ACC's Outstanding Blocker


1941 Bob Cathey, BB
1948 Robert Bowlby, BB
1949 Robert Bowlby, BB
1973 Bill Yoest, G
1978 Jim Ritcher, C
1979 Jim Ritcher, C

BRIAN PICCOLO AWARD


ACC's Most Courageous Player

1977 Ralph Stringer, DB
1991 Scott Adell, OL
2009 Toney Baker, HB
2010 Nate Irving, LB

NC STATE'S ACC PLAYERS OF THE YEAR




Dick Christy



Roman Gabriel



Willie Burden



Erik Kramer



Torry Holt



Philip Rivers

ALL-ATLANTIC COAST CONFERENCE

First- or second-team only

1954 George Marinkov, RB (2nd)
1955 Dick Christy, HB (2nd)
Al D'Angelo, G (2nd)
1956 John Collar, E (2nd)
John Szuchan, T (2nd)
1957 Dick Christy, HB
Jim Oddo, C
1957 Darrell Dess, T (2nd)
Dick Hunter, RB (2nd)
Bill Rearick, G (2nd)
1958 Bob Pepe, E
Bill Rearick, G
Joe Rodri, G (2nd)
Ken Trowbridge, RB (2nd)
1959 Frank Morocco, G (2nd)
Ron Podwika, RB (2nd)
1960 Roman Gabriel, QB
Collice Moore, T
Jim Fitzgerald, C (2nd)
Alex Gilleskie, G (2nd)
Jim Tapp, E (2nd)
1961 Roman Gabriel, QB
John Morris, E
1962 Don Montgomery, E
Joe Scarpati, RB (2nd)
Bill Sullivan, G (2nd)
1963 Jim Rossi, QB
Bill Sullivan, G

Bert Wilder, T
Don Montgomery, E (2nd)
Joe Scarpati, RB (2nd)
1964 Ray Barlow, E
Glenn Sasser, T
Bennett Williams, OG
1965 Dennis Byrd, DT
Tony Golmont, DB
Shelby Mansfield, RB
Pete Sokalsky, DE
John Stec, OG
1966 Dennis Byrd, DT
Don DeArment, RB
Dave Everette, LB
Bill Gentry, OT
Art McMahon, DB
Gary Rowe, WR
John Stec, OG
1967 Dennis Byrd, DT
Mark Capuano, DE
Norm Cates, OG
Fred Combs, DB
Harry Martell, WR
Gerald Warren, PK
1968 Mark Capuano, DE
Ron Carpenter, DT
Bobby Hall, RB
Don Jordan, OG
Carey Metts, C

Jack Whitley, DB
Gary Yount, DB
1969 Ron Carpenter, DT
Mike Hilka, DB
Don Jordan, OG
Jack Whitley, DB
Gary Yount, DB
1970 George Smith, LB
Jack Whitley, DB
1972 Willie Burden, RB
Rick Druschel, OT
Stan Fritts, RB
Pat Kenney, FL
Bruce Shaw, QB
Mike Stultz, DB
Bill Yoest, OG
1973 Willie Burden, RB
Rick Druschel, OT
Bobby Pilz, DB
Mike Stultz, DB
Bill Yoest, OG
1974 Bob Blanchard, OG
Mike Devine, DB
Justus Everett, C
Stan Fritts, RB
1975 Ted Brown, RB
Dave Buckley, QB
Don Buckley, SE
Pat Hovance, TE

Tom Higgins, DT
Tom Serfass, OG
Ralph Stringer, DB
1976 Ted Brown, RB
Mike Fagan, OT
1977 Ted Brown, RB
Richard Carter, DB
Ralph Stringer, DB
1978 Ted Brown, RB
Chris Dieterich, OT
Simon Gupton, DT
Jim Ritcher, C
Nathan Ritter, PK
Woodrow Wilson, DB
1979 Chris Dieterich, OT
Simon Gupton, DT
Jim Ritcher, C
Woodrow Wilson, DB
1980 Bubba Green, DT
Chris Koehne, OT
1981 Todd Auten, PK
Chris Koehne, OT
Donnie LeGrande, DB
Joe McIntosh, RB
1982 Eric Williams, DB
1983 Vaughan Johnson, LB
Joe McIntosh, RB
1984 Joe Milinichik, OT
1985 Erik Kramer, QB



1986 Mike Cofer, PK
Kelly Hollodick, P
Erik Kramer, QB
Nasrallah Worthen, WR

1987 Chuck Massaro, C
Craig Salmon, P

1988 Ray Agnew, DT
Scott Auer, OLB
Jesse Campbell, DB
Fred Stone, LB
Nasrallah Worthen, WR

1989 Ray Agnew, DT
Jesse Campbell, DB
Bobby Houston, OLB
Mike Kavulic, WR (2nd)
Shane Montgomery, QB (2nd)
Rich Pokrant, OG (2nd)
Fernandus Vinson, DB (2nd)

1990 Jesse Campbell, DB
Charlie Cobb, OG (2nd)
Joe Johnson, DB (2nd)
Mike Jones, DT (2nd)
Fernandus Vinson, DB (2nd)

1991 Charles Davenport, WR
Sebastian Savage, DB
Scott Adell, OT (2nd)
Clyde Hawley, OG (2nd)
Mike Reid, DB (2nd)
Mark Thomas, DT (2nd)

1992 Anthony Barbour, RB
Mike Gee, OG
Tyler Lawrence, OLB
Ricky Logo, MG
David Merritt, ILB
Mike Reid, DB
Sebastian Savage, DB
Neal Auer, TE (2nd)
Eddie Goines, WR (2nd)
George Hegamin, OT (2nd)
Terry Jordan, QB (2nd)
Tim Kilpatrick, P (2nd)
Carl Reeves, DT (2nd)

1993 Damien Covington, ILB
Eddie Goines, FL
Tyler Lawrence, OLB
Steve Videtich, K
Gary Downs, RB (3rd)
Eric Taylor, DT (3rd)
De. Washington, CB(2nd)
Todd Ward, C (2nd)
James Walker, SS (3rd)

1994 Damien Covington, ILB
Eddie Goines, WR
Steve Videtich, PK
C. Hennie-Roed, OG (2nd)
Steve Keim, OG (2nd)
Carl Reeves, DT (2nd)
T. Stephens, TB (2nd)

1995 Steve Keim, G (2nd)
Jon Redmond, G (2nd)

1996 Marc Primanti, PK
Lonnie Gilbert, G (2nd)

1997 Torry Holt, WR
Lonnie Gilbert, G
Tremayne Stephens, RB

1998 Lloyd Harrison, CB

Torry Holt, WR
Jamie Barnette, QB (2nd)
Ian Rafferty, OT (2nd)

1999 Lloyd Harrison, CB
Tony Scott, CB (2nd)

2000 Levar Fisher, LB
Koren Robinson, WR
Adrian Wilson, SS (2nd)
Terrence Holt, FS (2nd)

2001 Levar Fisher, LB
Terrence Holt, FS
Corey Smith, DE (2nd)
Willie Wright, TE (2nd)

2002 Sean Berton, TE
Dantonio Burnette, LB
Jerricho Cotchery, WR
Terrence Holt, FS
T.A. McLendon, TB
Chris Colmer, OT (2nd)
Shawn Price, DE (2nd)
Shane Riggs, OG (2nd)
Philip Rivers, QB (2nd)

2003 Jerricho Cotchery, WR
Sean Locklear, OT/OG
Andre Maddox, ROV
Philip Rivers, QB
Pat Thomas, LB (2nd)

2004 Mario Williams, DE
Manny Lawson (2nd)

2005 Manny Lawson, DE
Stephen Tulloch, LB
Mario Williams, DE
Darrell Blackman, Spec (2nd)
T.J. Williams, TE (2nd)

2006 Darrell Blackman, Spec.
Demarcus "Tank" Tyler, DT
Anthony Hill, TE (2nd)

2007 DaJuan Morgan, S (2nd)
Darrell Blackman, Spec. (2nd)

2008 Russell Wilson, QB

2009 George Bryan, TE
Willie Young, DE (2nd)

2010 George Bryan, TE
Nate Irving, LB
Owen Spencer, WR (2nd)
Russell Wilson, QB (2nd)

2011 David Amerson, CB (1st)
T.J. Graham, RET (1st)
George Bryan, TE (2nd)
Terrell Manning, LB (2nd)

2012 ACSMA
Earl Wolff, S
David Amerson, CB (2nd)
Coaches
David Amerson, CB (2nd)
Brandan Bishop, S (2nd)
R.J. Mattes, OT (2nd)
R.J. Mattes, OT (2nd)
Earl Wolff, S

2014 ACSMA
Wil Baumann, P
Coaches
Will Bauman, P

2015 ACSMA
Jaylen Samuels, TE
Joe Thuney, OT

Multiyear 1st-Team All-ACC Selections

Ted Brown, RB	4	1975, 1976, 1977, 1978
Dennis Byrd, DT	3	1965, 1966, 1967
George Bryan, TE	3	2009, 2010, 2011
Jack Whitley, DB	3	1968, 1969, 1970
Jesse Campbell, DB	3	1988, 1989, 1990
Roman Gabriel, QB	2	1960, 1961
John Stec, OG	2	1965, 1966
Mark Capuano, DE	2	1967, 1968
Ron Carpenter, DT	2	1968, 1969
Don Jordan, OG	2	1968, 1969
Gary Yount, DB	2	1968, 1969
Willie Burden, RB	2	1972, 1973
Rick Druschel, OT	2	1972, 1973
Stan Fritts, RB	2	1972, 1974
Mike Stultz, DB	2	1972, 1973
Bill Yoest, OG	2	1972, 1973
Ralph Stringer, DB	2	1975, 1977
Simon Gupton, DT	2	1978, 1979
Jim Ritcher, C	2	1978, 1979
Woodrow Wilson, DB	2	1978, 1979
Chris Koehne, OT	2	1980, 1981
Joe McIntosh, RB	2	1981, 1983
Erik Kramer, QB	2	1985, 1986
Nasrallah Worthen, WR	2	1986, 1988
Sebastian Savage, DB	2	1991, 1992
Tyler Lawrence, OLB	2	1992, 1993
Damien Covington, ILB	2	1993, 1994
Eddie Goines, WR	2	1993, 1994
Steve Videtich, K	2	1993, 1994
Torry Holt, WR	2	1997, 1998
Lloyd Harrison, CB	2	1998, 1999
Levar Fisher, LB	2	2000, 2001
Terrence Holt, FS	2	2001, 2002
Jerricho Cotchery, WR	2	2002, 2003
Mario Williams, DE	2	2004, 2005

Mike Rose, DE (2nd)
Coaches
Mike Rose, DE (2nd)
Jaylen Samuels, TE (2nd)
Joe Thuney, OT (2nd)

2016 ACSMA
Tony Adams, OG (2nd)
Matthew Dayes, RB (2nd)
Bradley Chubb, DE (3rd)
Coaches
Tony Adams, OG (2nd)
Bradley Chubb, DE (2nd)
Matthew Dayes, RB (2nd)
Jaylen Samuels, TE (3rd)

1927 Jack McDowall, HB
1928 Fred Vaughan, G
1934 Steve Sabol, C
1935 Steve Sabol, C
1939 Ed Coon, T
1944 Howard Turner, TB
1946 Howard Turner, TB
1948 Bernie Watts, G
1949 Charley Musser, G
1950 Elmer Costa, T
Ed Mooney, TB
1951 Elmer Costa, T

ALL-SOUTHERN CONFERENCE

1910 D.A. Roberson, HB
D.B. Floyd, G
J.B. Bray, C

1917 Dick Gurley, QB
John Ripple, G
Solomon L. Homewood, T

1918 John Ripple, G
Bill Wagner, G

ACADEMIC HONORS



ACADEMIC ALL-AMERICANS

First Team

1960	Roman Gabriel, QB
1963	Joe Scarpati, HB
1967	Steve Warren, OT
1971	Craig John, OG
1973	Stan Fritts, FB
	Justus Everett, C
1974	Justus Everett, C
1980	Calvin Warren, P
1995	Chris Hennie-Roed, OT
2006	William Lee, LS

Second Team

1958	Bill Rearick, G
1972	Stan Fritts, FB
1975	Darryl Jackson, DB
	Jack Hall, LB

Third Team

1961	Dennis Kroll, E
1966	Don Donaldson, E

1968	Bobby Hall, HB
1970	Jim Hardin, HB

NATIONAL FOOTBALL FOUNDATION HAMPSHIRE HONOR SOCIETY

2007	William Lee, LS
2008	Steven Hauschka, PK
2009	Thomas Green,
2010	Andy Barbee, OG/C
2011	David Akinniyi, DE
2012	Mikel Overgaard, OT
2013	McKay Frandsen, OT
	Mike Glennon, QB
2015	Tyler Purvis, FB
2016	Benson Browne, TE
	Joe Thuney, OT
2017	Jack Tocho, CB

NATIONAL FOOTBALL FOUNDATION

POSTGRADUATE SCHOLARSHIP

1967	Steve Warren, T
1975	Darryl Jackson, DB
1981	Calvin Warren, P

NCAA POSTGRADUATE SCHOLARSHIP

1975	Justus Everett, C
1982	Calvin Warren, P

ACC WEAVER/JAMES/CORRIGAN SCHOLARSHIP

1976	Darryl Jackson
1982	Calvin Warren
1990	Charlie Cobb
2004	Adam Kiker
2007	William Lee
2008	Luke Lathan
2008	Steven Hauschka (honorary)

2013	Mike Glennon (honorary)
2016	Joe Thuney (honorary)

PHI BETA KAPPA

1995	Michael Glasheen
------	------------------

HITACHI/CFA SCHOLAR-ATHLETES

1994	Chris Hennie-Roed, OG
1995	Jon Rissler, DE

MULTIPLE ACADEMIC ALL-ACC HONORS

Name, Pos.	#	Years
Eddie Goines, WR	4	1991-94
Charlie Cobb, C	3	1987-88, 90
Jack Hall, LB	3	1974-76
Justus Everett	3	1972-74
Bryan Wall	3	1970-72
Joe Scarpati	3	1961-63

ACADEMIC ALL-ACC

1954	Harry Lodge, E	1970	Jim Hardin, HB	1977	Jon Hall, DE	1993	Eddie Goines, WR	2008	Harrison Beck, QB
1955	Bob Kennel, E		Bill Phillips, T	1980	Bobby Longmire, TE		Chris Hennie-Roed, OG		Meares Green, OG
1956	Bob Kennel, E		Jim Smith, DB		Neal Musser, LB	1994	Eddie Goines, WR	2009	Andy Barbee, C/OG
1957	Bill Rearick, G		Bill Vlachos, DT		Calvin Warren, P		Chris Hennie-Roed, OG		Bobby Floyd, S
1958	Bill Rearick, G		Bryan Wall, LB	1981	Todd Auten, PK		William Strong, DB		Russell Wilson, QB
1959	Ron Podwika, HB	1971	Clyde Chesney, DE		Bobby Longmire, TE	1995	Jay Dukes, P	2010	Russell Wilson, QB
1960	Roman Gabriel, QB		Bill Culbertson, C		Calvin Warren, P	1997	Trem. Stephens, RB	2011	McKay Frandsen, DE
1961	Dennis Kroll, E		Lynn Daniell, D	1982	Ken Loney, DB	1998	Ray Robinson, TB		Mike Glennon, QB
	Joe Scarpati, HB		Craig John, G	1983	Chris Morhard, DB		Clayton White, LB		Mikel Overgaard, OT
1962	Skip Matthews, G		Roger McSwain, DT	1984	Elliott McCabe, LB	1999	Todd Boyle, OT	2012	McKay Frandsen, DE
	Joe Scarpati, HB		Bill Miller, DB	1985	Kelly Hollodick, PK / P		Levar Fisher, OLB		Mike Glennon, QB
1963	Bill Hall, E		Bryan Wall, LB	1986	Kelly Hollodick, PK / P	2000	Philip Rivers, QB		Zach Gentry, LB
	Joe Scarpati, HB	1972	George Bell, DT		Jesse Jones, NG		Clayton White, OLB		Charlie Hegedus, WR
1964	Bill Hall, E		Justus Everett, C		Erik Kramer, QB	2001	Adam Kiker, PK		Asa Watson, TE
	Steve Parker, T		Stan Fritts, FB	1987	Charlie Cobb, C		J.J. Washington, CB	2013	Zach Gentry, LB
1965	Flake Campbell, G		Ed Hoffman, LB		Brian Gay, DB	2002	Chris Colmer, OG		Andy Jomantus, OG
	Shelby Mansfield, HB		Bryan Wall, LB		Greg Maready, PK		Austin Herbert, P		Brandon Mitchell, QB
1966	Jim Donnan, QB	1973	Rick Druschel, T		Dean Mason, QB/DB	2003	Austin Herbert, P		Tyler Purvis, FB
	Dave Everett, LB		Justus Everett, C	1988	Charlie Cobb, C		Adam Kiker, PK		Bryant Shirreffs, QB
	Bill Gentry, T		Stan Fritts, FB		Lance Hammond, G		Jed Paulsen, C		Jack Tocho, CB
	Bill James, S	1974	Mike Devine, DE		Chris Hartsell, DB		Lamont Reid, CB	2014	Tony Adams, C/OG
	Steve Warren, T		Justus Everett, C		Dean Mason, QB/DB		Philip Rivers, QB		Bo Hines, WR
1967	Don Donaldson, E		Jack Hall, LB		Donnie Sims, FB	2004	Brian Clark, WR		Tyler Purvis, FB
	Jim Donnan, QB		Pat Hovance, TE	1989	Lance Hammond, G		John McCargo, DT		Joe Thuney, OG
	Bobby Hall, WB	1975	Bill Cherry, LB	1990	Charlie Cobb, C		Jed Paulsen, C		Jack Tocho, CB
	Steve Warren, T		Jack Hall, LB	1991	Todd Harrison, TE		Lamont Reid, CB	2015	Juston Burris, CB
1968	Bob Follweiler, DE		Tom Higgins, MG		Mark Thomas, DT	2005	Andre Brown, TB		Airius Moore, LB
	Bobby Hall, WB		Dan Meier, DB		Eddie Goines, WR		William Lee, SN		Joe Thuney, OT
1969	Charlie Bowers, HB		Darryl Jackson, DB	1992	Neal Auer, TE	2006	William Lee, SN	2016	Garrett Bradbury, OG
	Bob Follweiler, DE	1976	Bill Cherry, LB		Mike Gee, OG	2007	Meares Green, OG/T		Ryan Finley, QB
	Mike Hilka, LB		Jack Hall, LB		Eddie Goines, WR		Steven Hauschka, PK		Airius Moore, LB
	Jim Smith, DB		Richard Wheeler, DB		William Strong, DB		Luke Lathan, C		Joe Scelfo, C

ACC ACADEMIC HONOR ROLL

1957	Robert Kennel	William Hall	1967	Donald DeArment	James Hardin	Lynn Daniell	George Bell	Daniel Sarik
	Wallace Prince	David Stout		Donald Donaldson	Craig John	Joseph Giles	Peter Blocklin	Gary Saul
	Steve Vitek		1969	Johnny Bradsher	William Phillips	James Hardin	Dennis Britt	John Saunderson
		1964		Bill Culbertson	James Smith	John Ivancic	Michael Charron	James Sink
				James Hardin	Bill Vlachos	Craig John	Clyde Chesney	George Smith
1962	Thomas Dellinger	William Hall Jr.		Craig John	George Wall	Richard Lanoy	Bill Culbertson	Gary Starr
	Roman Gabriel			George Wall		Roger McSwain	John Elliott	William Terry
	Hazel Matthews	1965				William Miller	Justus Everett	Bryan Wall
	Joe Scarpati					Daniel Sarik	Edward Hoffman	
		1966				John Saunderson	Craig John	1973
						Bryan Wall	Richard Lanoy	Richard Druschel
1963	Merrick Barnes	Steve Warren	1968	Steve Warren	John Elliott III	Gary Zickefoose	Roger McSwain	Justus Everett
						1972	Gary Moser	Stan Fritts



M.D. Guthrie
Samuel Harrell
Edward Hoffman
Darryl Jackson
Patrick Korsnick
Charles Walters
Scott Wilson

1974
Tommy Butz
Bill Cherry
Charles Cook
James Denning
Mike Devine
Richard Druschel
Justus Everett
Mike Goss
Richard Haggerty
John Hall
Pat Hovance
Darryl Jackson
Howard Johnson
David Roberts
Bruce Shaw
Ken Sheesley
Jeff Weaver
Harvey Willis

1975
Lewis Bolin
John Brown
Tommy Butz
Bill Cherry
Bernard Colbert
John Cook
Justus Everett
Robert Feimster
John Gargano
Frank Haywood
Tom Higgins
Roland Hooks
John Huff
Darryl Jackson
Daniel Meier
David Roberts
D. Van Hauweling

1976
Tommy Butz
Caesar Campana
Bill Cherry
Rusty Coggins
Mike Crabtree
Jack Hall
Tom Higgins
Darryl Jackson
Ricky Knowles
Dan Meier
Rodger Parker
Chris Pate
John Richardson
Dave Roberts
Richard Wheeler

1977
Tommy Butz
Bill Cherry
Rusty Coggins
Jack Hall
Jon Hall
J.D. Hayworth
Jim Henderson
Ricky Knowles
Rodger Parker
Richard Wheeler

1978
Dennis Brooks
Danny Miller
Dave Moody
Rodger Parker

1979
Bill Cowher
Dave Fillippelli
Jon Hall
Frank Hitt
George Jones
Mike Kraemer
Kris Neal
Rodger Parker
Calvin Poole
David Spencer
Calvin Warren

1980
David Fillippelli
Ronnie Lee
Robert Longmire
James Musser
Calvin Poole
Calvin Warren

1981
Todd Auten
Rich Loney
Ronnie Lee
Bobby Longmire
Chris Morhard
Calvin Poole
Calvin Warren
Michael Wright

1982
T. Hecmanczuk
Ken Loney
Chris Morhard
Mark Shaw
Calvin Warren

1983
Bob Cooley
Kelly Hollodick
Chris Morhard

1984
Craig Cooley
Greg Matthews
Elliott McCabe
Tim Strein

1985
Jeff Byrd
Craig Cooley
Tim Foster
Kelly Hollodick
Greg Matthews
Elliott McCabe
Adam Pate
John Spirek

1986
Kelly Hollodick
Jesse Jones
Erik Kramer
Donnie Sims
John Spirek

1987
Charlie Cobb
Mike Cofer
Brian Gay
Erik Kramer
Greg Maready
Dean Mason
Gus Purcell

1988
Charlie Cobb
Ryan Cummings
Brian Gay
Mark Gragg
Lance Hammond
Chris Hartsell
Jay Holmes

Randy Johnson
Jesse Jones
Dean Mason
Joey Page
Harrison Sims
Greg Spence
Matt Williams

1989
Neal Auer
Charlie Cobb
Ryan Cummings
Mark Dilday
Brian Gay
Lance Hammond
Chris Hartsell
Dan Hayden
Jay Holmes
Kent Jordan
Dean Mason
Rudy Mills
Trey Paul
Danny Peebles
John Roderick
Donny Sims
Matt Williams

1990
Neal Auer
Jay Gunter
Lance Hammond
Dan Hayden
Matt Osborne
Trey Paul
Loren Pinkney
Dexter Royal
Matt Williams
Robert Yelverton

1991
Neal Auer
Chuck Browning
Charlie Cobb
Chuck Cole
Dallas Dickerson
Mike Gee
Todd Harrison
Matt Osborne
Kirk Parrish
William Strong
John Vonnon

1992
Neal Auer
Randy Banner
Chuck Browning
Ben Carter
Dallas Dickerson
Mike Gee
Walt Gerard
G. Giannamore
Eddie Goines
Chris Hennie-Roed
Kirk Parrish
Jon Rissler
Rodney Sherrill
John Vonnon

1993
Neal Auer
Justin Beyer
Chuck Browning
Dallas Dickerson
Gary Downs
Walt Gerard
Chris Hennie-Roed
Marc Hubble
Shawn Johnson
Chris Lambiotte
Chris Love
Jay Mattox
Scott Miller
Mike Moore

James Newsome
Andreas O'Neal
Aaron Perryman
Loren Pinkney
Kimatni Rawlins
Chad Ray
Russell Sprinkles

1994
Kevin Barbour
Daryl Beard
Chuck Browning
Mark Castaldi
Brad Collins
Dallas Dickerson
Chris Dwyer
Chris Hennie-Roed
Chris Love
James Newsome
Loren Pinkney
Jason Price
Chad Ray
Jon Rissler
Russell Sprinkles

1995
Brad Collins
Omarr Dixon
Mark Lawrence
Michael Ledford
Jon Rissler
Chris Hennie-Roed

1996
Todd Boyle
Jay Dukes
Michael Glasheen
Tom Loughlin
Marc Primanti

1997
Charles Berry
Jason Biggs
Todd Boyle
Jason Groff
Tom Loughlin
Chris Roseboro

1998
William Brown
Brad Collins
Perry Cotten
Danny Deskevich
Scott Earwood
Jason Groff
Christian Hall
Lloyd Harrison
Stephen Hunter
Andy Mallard
Scott Overton
Ronnie Safrit
Andy VanDerVeer
Keegan Weir

1999
George Anderson
Chris Coleman
Scott Earwood
John Fletcher
Derek Green
Quincy King
Bradley Reynolds
Ray Robinson
Sebastian Rodriguez
Andy Vanderveer

2000
Brandon Adams
Levar Fisher
Joe Gray
Derek Green
Adam Kiker

Walker Franklin
Scott Earwood
Lloyd Harrison
J.J. Washington

2001
Casey Dimeo
Ricky Fowler
Austin Herbert
Adam Kiker
Josh Oakes
Ray Robinson
Andy Vanderveer
Clayton White

2002
Chris Colmer
Casey Dimeo
Adam Kiker
John Ritcher
Pat Thomas
Ashley Wingate
Chris Young

2003
A.J. Booth
Chris Colmer
A.J. Davis
Casey Dimeo
Leroy Harris
Austin Herbert
Adam Kiker
William Lee
Chris Moore
John Ritcher
James Slattery
Alex Fantroy
Michael McCall
J.J. Washington
Ashley Wingate

2004
A.J. Booth
Chris Colmer
Casey Dimeo
Russell Dubiskey
Espoinisa Eatmon
Austin Herbert
Tucker King
William Lee
Jed Paulsen
Eric Taylor
Ashley Wingate

2005
Jn Amanchukwu
John Bedics
Brian Clark
John Deraney
Russell Dubisky
Andrew Evans
Michael Fedewa
William Lee
LeRue Rumph

2006
Andy Barbee
Andrew Evans
Michael Fedewa
Jonathan Macrae
Demario Pressley

2007
Andy Barbee
Harrison Beck
Justin Burke
J/ Clemmons
John Deraney
Andrew Evans
Michael Fedewa
Meares Green
Luke Lathan
William Lee

Bradley Pierson
Van Proctor
Marcus Stone

2008
Loid Atkinson
Andy Barbee
Harrison Beck
John Bedics
Scott Bradsher
J. Clemmons
Wayne Crawford
Andrew Evans
Meares Green
Michael Maurer
Eric Weaver
Derrick White
Russell Wilson

2009
Loid Atkinson
Andy Barbee
Harrison Beck
Scott Bradsher
J. Clemmons
Andrew Evans
Mike Glennon
Sterling Lucas
Mike Maurer
Grant Pearce
Marty Stoner
Eric Weaver
Russell Wilson

2010
Donavon Counts
Michael Glennon
Dean Haynes
David Hyde
Tyler Kloc
Corey Tedder
Russell Wilson

2011
Benson Browne
Donald Coleman
McKay Frandsen
Rob Fronk
Zach Gentry
Mike Glennon
Daniel Imhoff
Jake Kahut
Garrett Leatham
R.J. Mattes
Art Norman
Mikel Overgaard
Zach Powell
Tyler Purvis
Josh Stanley
Isaac Swindell
Brian Taylor
Joe Thuney
Asa Watson
Forrest West

2012
Bryan Ball
Benson Browne
Justin Burris
Rogers Clark
Tony Creecy
Drew Davis
Dominic Deshaies
Zach Gentry
Milton Hall
Mychal Jones
Charlie Hegedus
Bryce Kennedy
Jake Kahut
Garrett Leatham
Tyler Purvis
Ernie Robinson
Josh Sessoms

Josh Stanley
W. Stephenson
Pete Thomas
Scott Thompson
Joe Thuney

2013
Davion Allred
Marcellus Ballard
Cole Boroughs
Benson Browne
Justin Burris
Dominic Deshaies
Zach Gentry
Kenton Gibbs
Ben Grazen
Milton Hall
Andy Jomantas
Jake Kahut
Bryce Kennedy
Nick Lacy
Garrett Leatham
Devin O'Connor
Tyler Purvis
Bryant Shirreffs
Bryan Smith
William
Stephenson
Ryan Stevens
Joe Tuney
Jack Tocho
Lucas Wilson

2014
Davion Allred
Trace Batten
Brady Bodine
Cole Boroughs
Garrett Bradbury
Benson Browne
Cole Cook
Woody Cornwell
Peter Daniel
Clark Evers
Bryce Kennedy
Zak Kuder
Nick Lacy
Jackson Maples
Stephen Morrison
Sean Paul
Tyler Purvis
Will Stephenson
Joe Thuney
Jack Tocho
Bryan Underwood

2015
Tony Adams
Kyle Bambard
Brady Bodine
Grant Bowman
Garrett Bradbury
Will Brown
A.J. Cole
Woody Cornwell
Eurndraus Bryant
Justin Burris
Cole Cook
Peter Daniel
Jacob Davis
Clark Evers
Ben Grazen
Bryce Kennedy
Zak Kuder
Nick Lacy
Tanner McCarthy
Emanuel Mccgirt
Airius Moore
Ernie Robinson
Freddie Simmons
Bryan Smith
Will Stephenson
Joe Thuney

Jack Tocho
Josh Taylor
Philip Walton Jr
Aaron Wiltz

2016
Tony Adams
Dylan Autenrieth
Kyle Bambard
Brady Bodine
Garrett Bradbury
Marquise Braxton
Will Brown
A.J. Cole
Cole Cook
Tyler Dabbs
Will Dabbs
Peter Daniel
Clark Evers
Ryan Finley
Harrison Gee
Deonté Holden
Justin Jones
Ben Kaiser
Bryce Kennedy
Jackson Maples
Tanner McCarthy
Jakobi Meyers
Stephen Morrison
Joe Sculthorpe
Josh Sessoms
Bryan Smith
James Smith-Williams

NATIONAL AND TEAM HONORS




NATIONAL FOOTBALL FOUNDATION HALL OF FAME

Induction into the National Football Foundation's College Football Hall of Fame is one of the greatest honors in the sport. The Wolfpack has eight former players or coaches among the illustrious honorees


STUDENT-ATHLETES



Jack McDowall,
inducted 1975



Roman Gabriel,
inducted 1989



Jim Ritcher,
inducted 1998



Dennis Byrd,
inducted 2010



Ted Brown,
inducted 2013


COACHES



Buck Shaw,
inducted 1972




Lou Holtz,
inducted 2008



Jim Donnan,
inducted 2009

NATIONAL HONORS



Marc Primanti,
1996 Groza Award

Lou Groza Collegiate Placekicker Award - Marc Primanti, 1996


Outland Trophy - Jim Ritcher, C, 1979

AFCA Good Works Award - Todd Ward, 1993

NCAA District III Coach of the Year -

Earle Edwards, 1965, 1967; Lou Holtz, 1972

NCAA Region I Coach of the Year - 1986—Dick Sheridan, 1986



Jim Ritcher,
1979 Outland Trophy

TEAM HONORS

GOVERNOR'S (MVP)

1960	Roman Gabriel, QB
1961	Roman Gabriel, QB
1962	Chuck Wachtel, T
1963	Bert Wilder, T
1964	Ronald Skosnik, QB
1965	Shelby Mansfield, HB
	Tony Golmont, S
1966	Gary Rowe, WB
1967	Fred Combs, DB
1968	Bobby Hall, HB
1969	Ron Carpenter, DT
1970	Steve Rummage, DE
1971	George Smith, MG
1972	Pat Kenney, Flk.
1973	Willie Burden, RB
1974	Stan Fritts, FB
1975	Dave Buckey, QB

1976	Ron Banther, DE
1977	Johnny Evans, QB-P
1978	Ted Brown, RB
1979	Jim Ritcher, C
1980	Wayne McLean, RB
1981	Robert Abraham, LB
1982	Tol Avery, QB
1983	Vaughan Johnson, LB
1984	Frank Bush, OLB
1985	Kelvin Crooms, LB
1986	Erik Kramer, QB
1987	Joey Page, OT
1988	Nasrallah Worthen, FL
1989	Ray Agnew, DT
1990	Fernandus Vinson, SS
1991	Charles Davenport, WR
1992	Anthony Barbour, RB
1993	Eddie Goines, WR
1994	Carl Reeves, DT

1995	Terry Harvey, QB
1996	Marc Primanti, PK
1997	Tremayne Stephens, TB
1998	Torry Holt, WR
1999	Jamie Barnette, QB
2000	Philip Rivers, QB
2001	Levar Fisher, OLB
2002	Dantonio Burnette, LB
	Terrence Holt, FS
	Philip Rivers, QB
2003	Philip Rivers, QB
2004	Andre Maddox, ROV
	Lamont Reid, CB
	Patrick Thomas, LB
2005	Mario Williams, DE
2006	Leroy Harris, OG/C
	Patrick Lowery, LB
2007	Jamelle Eugene, TB
2008	Russell Wilson, QB

2009	Willie Young, DE
2010	Nate Irving, LB
2011	David Amerson, CB
2012	Mike Glennon, QB
2013	Niklas Sade, PK
2014	Jacoby Brissett, QB
2015	Jacoby Brissett, QB
2016	Matthew Dayes, RB

TORRY HOLT

Most Valuable Offensive Player

2013	Rashard Smith, WR
2014	Matt Dayes, RB
2015	Jaylen Samuels, TE/FB
2016	Matthew Dayes, RB

MARIO WILLIAMS

Most Valuable Defensive Player

2013	Robert Caldwell, LB
2014	Thomas Teal, DT
2015	Mike Rose, DE
2016	Bradley Chubb, DE

BO REIN MEMORIAL Vital Contribution in an Unsung Role

1967	Chuck Amato, LB
1968	Settle Dockery, FB
1969	Robby Evans, G
1970	Steve Rummage, DE
1971	Bill Clark, DE
1972	Steve Lester, Flk.
1973	Harvey Willis, TE
1974	Mike Daley, LB
	Roland Hooks, RB
1975	Pat Hovance, TE

	Eddie Poole, DB
1976	Ricky Knowles, TE
1977	Tom Prongay, DT
1978	Kyle Wescoe, LB
1979	Mike Nail, DB
1980	Neal Musser, LB
1981	Todd Eckerson, OT
1982	William Powell, DT
1983	Barry Amatucci, DT
1984	Jeff Byrd, DB
1985	Johnny Davis, TE
1986	Gus Purcell, C
1987	Frank Stevens, C
1988	Kent Jordan, C
1989	Derrick Debnam, DT
1990	Dexter Royal, SS
1991	Clyde Hawley, OG
1992	Walt Gerard, DB
1993	Walt Gerard, DB
1994	Chris Love, LS
1995	Larry Daughtry, LS
1996	Chris Roseboro, SS
1997	Larry Daughtry, LS
1998	Jeff Butler, FB
1999	Scott Earwood, P
2000	Danny Young, LS
	Kent Passingham, K
2001	Olin Hannum, QB
2002	J.J. Washington, CB
2003	Victor Stephens, FS
2004	Dovonte Edwards, CB
	Rickey Fowler, OG
2005	Chris Young, H
	Chauncey Graham, FB
2006	William Lee, SN
2007	Steven Hauschka, PK
2008	Jeremy Gray, CB
2009	Matt Kushner, TE
2010	George Bryan, TE
2011	Zach Allen, OG
2013	Tony Creecy, RB
2014	Joe Thuney, OG
2015	Dravious Wright, Nickel
2016	B.J. Hill, DT
	Jalan McClendon, QB

EARLE EDWARDS AWARD

Letterman w/ Highest GPA

1972	Bryan Wall, LB
1973	Justus Everett, C
1974	Justus Everett, C
1975	Darryl Jackson, DB
1976	Jack Hall, LB
1977	Rodger Parker, G
1978	Rodger Parker, G
1979	Martin Cornelison, C/DE
1979	David Fillippeli, C
1980	Calvin Warren, P
1981	Calvin Warren, P
1982	Chris Morhard, DB
1983	Chris Morhard, DB
1984	Mark Shaw, T
1985	Erik Kramer, QB
1986	Erik Kramer, QB
1987	Dean Mason, QB
1988	Dean Mason, FS
1989	Donny Sims, FB
1990	Charlie Cobb, C
1991	Chuck Browning, QB
1992	Chuck Browning, DB
1993	Chuck Browning, DB

1994	Michael Glasheen, QB
1995	Michael Glasheen, QB
1996	Todd Boyle, T
1997	Perry Cotten, DT
1998	William Brown, LB
1999	Derek Green, C
2000	Derek Green, C
2001	Adam Kiker, PK
2002	Adam Kiker, PK
2003	Adam Kiker, PK
2004	William Lee, SN
2005	William Lee, SN
2006	William Lee, SN
2007	Luke Lathan, C
2008	Meares Green, OG
2009	Andy Barbee, C/OG
2010	Daide Akinniyi, DE
2011	Mikel Overgaard, OT
2013	Tyler Purvis, FB
2014	Tyler Purvis, FB
2015	Benson Browne, TE
2016	Garrett Bradbury, OG

BOB WARRREN AWARD *Integrity & Sportsmanship*

1972	Ed Hoffman, LB
1973	Rick Druschel, T
	Mike Stultz, DB
1974	Mike Devine, DB
1975	Tom Higgins, MG
1976	Mike Fagan, T
1977	A. W. Jenkins, MG
1978	Tim Gillespie, G
1979	Scott Smith, QB
1980	Lin Dawson, TE
1981	Hillery Honeycutt, DB
1982	Earnest Butler, G
1983	Greg Steele, G
1984	Joe McIntosh, RB
1985	Mark Franklin, LB
1986	Pat Teague, LB
1987	Scott Auer, LB
1988	Scott Auer, LB
1989	Bryan Carter, PK
1990	Corey Edmond, OLB
1991	Neal Auer, TE
1992	Neal Auer, TE
1993	Todd Ward, C
	Loren Pinkney, DT
1994	Dallas Dickerson, TE
1995	Terry Harvey, QB
1996	Mark Thomas, TE
1997	Mark Thomas, TE
1998	Rodney Redd, SS
1999	Tony Scott, CB
2000	Clayton White, LB
2001	Jerricho Cotchery, WR
2002	Drew Wimsatt, DE
	Jerrick Hall, DT
2003	Jed Paulsen, C
2004	Mario Williams, DE
2005	John Ritcher, TE
2006	James Newby, OT
2007	Daniel Evans, QB
2008	Daniel Evans, QB
2009	Koyal George, CB
2010	David Akinniyi, DE
2011	Wayne Crawford, OG
2013	Duran Christophe, OG
2014	Niklas Sade, PK
2015	Cole Cook, TE
	Jack Tocho, CB

2016	Nick Lacy, CB
	Jack Tocho, CB

AL MICHAELS AWARD

Team Before Self

1974	John Marko, WR
1975	Tom Serfass, G
1976	Bill Cherry, LB
1977	Timmy Johnson, FB
	Alan Baltrus, DB
1978	Mike Owens, DE
1979	Billy Ray Vickers, RB
1980	Eddie Jackson, RB
1981	Ricky Etheridge, DE
1982	Steve Jones, SE
1983	Todd Blackwell, DT
1984	A. V. Richards, DT
1985	Dillard Andrews, LB
1986	Kelvin Crooms, LB
1987	Sterling Quash, LB
1988	Joe Hollowell, QB
1989	Todd Varn, FB
1990	Charles Davenport, WR
1991	Todd Harrison, TE
1992	Neal Auer, TE
1993	Carl Reeves, DT
1994	Carl Reeves, DT
1995	Terry Harvey, QB
1996	Chris Roseboro, SS
1997	Seamus Murphy, C
1998	Torry Holt, WR
1999	Marcelle Hough, CB
2000	Dantonio Burnette, LB
	Brian Williams, CB
2001	Willie Wright, TE
2002	Greg Golden, CB
	Shane Riggs, OG
2003	F. Aughtry-Lindsay, LB
	Tramain Hall, HB
	Reggie Davis, TB
2004	Patrick Thomas, LB
2005	Jay Davis, QB
	Tramain Hall, WR
2006	Marcus Stone, QB/TE
2007	Marcus Stone, TE
2008	John Bedics, OG
2009	Julian Williams, OG/T
2010	Audie Cole, LB
2011	Taylor Gentry, FB
2013	Ryan Cheek, FB
2014	Scott Thompson, LS
2015	Quinton Schooley, C
2016	Cole Cook, TE

MIKE HARDY AWARD

Winning Attitude

1975	Louis Alcamo, C
	Doug Carter, DT
1976	Ron Banther, DE
1977	Richard Carter, DB
1978	Frank Hitt, T
1979	Brian O'Doherty, DT
1980	Frank Sisto, C
1981	Donnie LeGrande, DB
1982	Bobby Longmire, TE
1983	Andy Hendel, LB
1984	John McRorie, DB
1985	Phil Brothers, FL
1986	Pat Teague, LB
1987	Mack Jones, SE
1988	Scott Auer, OLB
1989	Todd Varn, FB

1990	Bobby Jurgens, WR
1991	Carl Reeves, DT
1992	Carl Reeves, DT
1993	Carl Reeves, DT
1994	Carl Reeves, DT
1995	Jon Rissler, DE
	Brian Brooks, DE
1996	Duan Everett, LB
1997	Duan Everett, LB
1998	Ryan Hamrick, WR
1999	Ryan Hamrick, WR
2000	Derek Roberts, FB
	Eric Leak, WR
2001	Terrence Holt, FS
2002	George Anderson, DE
	Scott Kooistra, OT
2003	Jerricho Cotchery, WR
2004	Troy Graham, FS
	John Ritcher, TE
2005	Renaldo Moses, DE
2006	Lamart Barrett, WR
2007	Patrick Bedics, FB
2008	Robbie Leonard, LB
2009	Leroy Burgess, DT
2010	Jarvis Williams, WR
2011	Dwayne Maddox, LB
2013	Milton Hall, RB
	Rod Cox, LB
2014	Tony Creecy, RB
2015	Alex Barr, OG
	Hakim Jones, FS
2016	Josh Sessoms, FS

CAREY BREWBAKER

Most Valuable Def. Lineman

1978	Bill Cowher, LB
1979	John Stanton, MG
1980	Bubba Green, DT
1981	Al Della Porta, MG
1981	Al Della Porta, MG
1982	David Shelton, DT
1983	Vaughan Johnson, LB
1984	Frank Bush, OLB
1985	Raymond Phillips, DE
1986	Sandy Kea, NG
1987	Kent Winstead, NG
1988	Ray Agnew, DT
1989	Ray Agnew, DT
1990	Mike Jones, DT
1991	Ricky Logo, NG
1992	Ricky Logo, NG
1993	Tyler Lawrence, OLB
1994	Carl Reeves, DT
1995	Mike Harrison, DT
1996	George Williams, DT
1997	George Williams, DT
1998	Bobbie Cotten, DE
1999	Nate Goodson, DT
2000	Levar Fisher, LB
2001	Corey Smith
2002	Terrance Martin, DT
	Shawn Price, DE
2003	John McCargo, DT
2004	Manny Lawson, DE
	Mario Williams, DE
2005	Manny Lawson, DE
2006	Tank Tyler, DT
2007	Alan-Michael Cash, T
2008	Alan-Michael Cash, T
2009	Alan-Michael Cash, T
2010	Natanu Mageo, DL
2011	Markus Kuhn, DT



Defensive end Art Norman earned the Carey Brewbaker most valuable defensive lineman award in 2013 and 2014.

2013	Art Norman, DE
2014	Art Norman, DE
2015	Bradley Chubb, DE
	B.J. Hills, DT
2016	Bradley Chubb, DE

GARY ROWE

Wide Receiver of the Year

1978	Ted Brown, RB
1979	Mike Quick, WR
1980	Mike Quick, WR
1981	Mike Quick, WR
1982	Ricky Wall, TE
1983	Jeff Brown, TE
1984	Jeff Brown, TE
1985	Haywood Jeffries, WR
1986	Nasrallah Worthen, WR
1987	Mack Jones, WR
1988	Nasrallah Worthen, WR
1989	Mike Kavulic, WR
1990	Aubrey Shaw, TB
1991	Charles Davenport, WR
1992	Eddie Goines, WR
1993	Eddie Goines, WR
1994	Eddie Goines, WR
1995	Mike Guffie, WR
1996	Jimmy Grissett, WR
1997	Torry Holt, WR
1998	Torry Holt, WR
1999	Koren Robinson, WR
2000	Koren Robinson, WR
2001	Ray Robinson, TB
2002	Jerricho Cotchery, WR
2003	Jerricho Cotchery, WR
2004	T.J. Williams, TE
2005	T.J. Williams, TE
2006	Anthony Hill, TE
2007	John Dunlap, WR
2008	Owen Spencer, WR
2009	Jarvis Williams, WR
2010	Owen Spencer, WR
2011	T.J. Graham, WR
2013	Quintin Payton, WR
2014	Bo Hines, WR
2015	David Grinnage, TE
2016	Stephen Louis, WR

JIM RITCHER AWARD

Outstanding Off. Lineman

1986	Chuck Massaro, C
1987	Joey Page, T
1988	Chuck Massaro, C
1989	Kent Jordan, C
1990	Todd Harrison, TE
1991	Scott Adell, OT
1992	Mike Gee, OG
1993	Eric Taylor, OT
1994	Jonathan Redmond, OG
1995	Steve Keim, G
1996	Seamus Murphy, C
1997	Seamus Murphy, C
1998	Ian Rafferty, OT
1999	Todd Boyle, OT
2000	Jarvis Borum, OT
2001	Chris Colmer, OT
2002	Sean Berton
	Chris Colmer
2003	Sean Locklear, OT/OG
2004	Jed Paulsen, C
2005	Leroy Harris, C
2006	Leroy Harris, OG/C
2007	Luke Lathan, C
2008	Ted Larsen, C
2009	Ted Larsen, C
2010	Jake Vermiglio, OL
2011	Camden Wentz, C
2013	Joe Thuney, OG/OT
2014	Rob Crisp, OT
	Quinton Schooley, C
2015	Joe Thuney, OT
2016	Joe Scelfo, C

KEN MCNEILL

IRON WOLF AWARD

Comeback from Injury

1991	Terry Jordan, QB
1992	Mike Gee, OG
1993	Loren Pinkney, DT
1994	Chris Hennie-Roed, OG
1995	Steve Keim, G
1996	Michael Foushee, TE
1997	Justin Burroughs, C
1998	Jamie Barnette, QB
	Ian Rafferty, OT
1999	Chris Coleman, WR
2000	Alex Rice, OG
2001	Keegan Weir, OG
2002	Joe Gray, TE
	Jed Paulsen, C
2003	Ricky Fowler, OG
2004	Chris Collmer, OG
2005	John Dunlap, WR
2006	Leroy Harris, OG/C
2007	DeMario Pressley, DT
2008	Anthony Hill, TE
2009	Toney Baker
2010	Nate Irving, LB
2011	J.R. Sweezy, DT
2013	Jarvis Byrd, S
	Darryl Cato-Bishop, DE
2014	Jarvis Byrd, S
2015	Gavin Locklear, WR
	Monty Nelson, DT
	M.J. Salahuddin, LB
2016	Matthew Dayes, RB
	Stephen Louis, WR

SCOUT TEAM PLAYER

OF THE YEAR

2001	Sean Berton, TE
	Renaldo Moses, DE
2002	Tramain Hall, WR
	Richard Washington, WR
	Pat Lowery, LB
2003	Manny Lawson, LB
	Chris Moore, QB
2004	David Green, WR
	John Bedics, DE
2005	Alan-Michael Cash, T
	Kyle Newell, WR
2006	Kenny Apilli, TB
	Gavin Smith, DT
2007	J.R. Sweezy, DE
	Russell Wilson, QB
2008	Mike Glennon, QB
	Asante Cureton, DB
2009	Curtis Underwood, HB
	Daryl Cato-Bishop, DE
2010	Daniel Imhoff, QB
	Zach Powell, DB
2011	Daniel Imhoff, QB
	Juston Burris, CB
2012	NA
2013	Jacoby Brissett, QB
	Rogers Clark, DT
	Jerod Fernandez, LB
2014	Dakwa Nichols, RB
	Nicholas Lacy, DB
2015	Johnny Frasier, RB
	Brian Sessoms, WR
	Nicholas Lacy, CB
	Jarius Morehead, S
2016	Will Eason, RB
	Brock Miller, LB

TED BROWN

**Offensive Back of the Year*

2001	Ray Robinson, TB
	Philip Rivers, QB
2002	T.A. McLendon, TB
2003	Tramain Hall, HB
2004	T.A. McLendon, TB
2005	Andre Brown, TB
2006	Toney Baker, TB
2007	Jamelle Eugene, HB
2008	Andre Brown, HB
2009	Russell Wilson, QB
2010	Russell Wilson, WB
2011	Mike Glennon, QB
2014	Shadrach Thornton, RB
2015	Matthew Dayes, RB
2016	Matthew Dayes, RB

DEWAYNE WAHINGTON

**Defensive Back of the Year*

2007	DaJuan Morgan, S
2008	J.C. Neal, S
2009	Bobby Floyd, S
2010	Earl Wolff, S
2011	David Amerson, CB
2014	Jack Tocho, CB
2015	Juston Burris, CB
2016	Josh Jones, FS

BILL COWHER

**Linebacker of the Year*

2007	Ernest Jones, WLB
2008	Nate Irving, WLB

2009	Ray Michel, MLB
2010	Nate Irving, MLB
2011	Audie Cole, MLB
2013	D.J. Green, WLB
2014	Rodman Noel, WLB
2015	Airius Moore, WLB
2016	Airius Moore, WLB

PHILIP RIVERS

Most Valuable Freshman

2013	Jumichael Ramos, WR
	Jack Tocho, CB
2014	Tony Adams, OG/C
	B.J. Hill, DT
2015	Nyheim Hines, WR
	Darian Roseboro, DE
2016	Kelvin Harmon, WR

MOST VALUABLE SPECIAL

TEAMS PLAYER

2001	Cotra Jackson, FB
2002	Julius Patterson, ROV
2002	Austin Herbert, P
	Danny Young, SN
2003	Manny Lawson, DE
2004	J.J. Jones, FS
	Pat Lowery, LB
2005	Garland Heath, ROV
2006	Darrell Blackman, WR
2007	Darrell Blackman, WR
2008	Ryan Goodman, LB
2009	Taylor Gentry, FB
2010	Taylor Gentry, FB
2011	Zach Gentry, LB
2013	Zach Gentry, LB
2014	Wil Baumann, P
2015	Bra'Lon Cherry, RET
2016	Dravious Wright, Nickel

COMMUNITY SERVICE AWARD

2013	Asa Watson, TE
2014	Andy Jomantas, OG/OT
2015	Tony Adams, OG
2016	A.J. Cole, III, P

ALPHA RISING AWARD

Most Improved Player

2014	David J. Grinnage, TE
2015	Niles Clark, Nickel/CB
	Jumichael Ramos, WR
2016	Terrone Prescod, OG

CAPTAIN AWARDS

1987	Bobby Crumpler, TB
	Chris Johnson, SS
	Joey Page, OL
	Mark Smith, OLB
1988	Scott Auer, OLB
	Chuck Massaro, C
	Fred Stone, LB
	Nasrallah Worthen, FL
1989	Ray Agnew, DT
	Bobby Houston, OLB
	Shane Montgomery, QB
1990	Charles Davenport, WR
	Joe Johnson, CB
	Fernandus Vinson, SS
1991	Charles Davenport, WR
	Todd Harrison, TE
	Billy Ray Haynes, LB
	Clayton Henry, OLB

1992	Neal Auer, TE
	Ricky Logo, MG
	Sebastian Savage, DB
1993	Carl Reeves, DT
	Todd Ward, C
	Dew. Washington, CB
1994	Damien Covington, ILB
	Eddie Goines, WR
	Carl Reeves, DT
1995	Ricky Bell, CB
	Terry Harvey, QB
	Steve Keim, G
	Jon Rissler, DE
1996	Jimmy Grissett, SE
	Kenny Harris, SS
	Marc Primanti, PK
1997	Morocco Brown, LB
	Torry Holt, FL
	Seamus Murphy, C
	Tremayne Stephens, TB
1998	Bobbie Cotten, DE
	Torry Holt, WR
	Rodney Redd, SS
1999	Tony Scott, CB
2000	Jarvis Borum OT,
	Kent Passingham K
	Clayton White LB
2001	Levar Fisher, OLB
	Brian Williams, CB
	Willie Wright, TE
	Olin Hannum, QB
2002	Sean Berton, TE
	Dantonio Burnette, LB
	Terrence Holt, FS
	Shane Riggs, OG
2003	Jerricho Cotchery, WR
	Philip Rivers, QB
	Victor Stephens, FS
	Danny Young, SN
2004	Troy Graham, FS
	Andre Maddox, ROV
	Jed Paulsen, C
	Patrick Thomas, OLB
2005	Oliver Hoyte, LB
	Marcus Hudson, CB
	Manny Lawson, DE
	T.J. Williams, TE
2006	John Deraney, PK/P
	Leory Harris, OG/C
	Patrick Lowery, LB
	Tank Tyler, DT
2007	Martrel Brown, DE
	John Dunlap, WR
	Marcus Stone, TE
2008	Jeremy Gray, CB
	Anthony Hill, TE
2009	Jamelle Eugene, HB
	Jerrail McCuller, OT
2010	Nate Irving, LB
	Jarvis Williams, WR
	Russell Wilson, QB
2011	George Bryan, TE
	J.R. Sweezy, DT

*award renamed in 2013

Aldridge, Miles (1990): OLB
Amato, Chuck (1971-79): Def. Coor./ILB
Andrews, Gus (1970-72): DL
Archer, Mike (2007-12): Def. Coordinator
Barlow, George (2014-pres.): CB; (2016-pres.): Asst. Head coach for defense
Barry, Mike (2003-05): OL
Batta, Tom (1983): Def. coor./ILB
Beightol, Larry (1971-75): Off. coor./OL
Belu, George (1979): OL
Bible, Dana (1983-85): QB/WR; (2007-12) Offensive Coor./QB/WR
Bollman, Jim (1983-85): Asst head coach/ILB
Boswell, Bob (1974-75): LB/Special teams
Brewbaker, Carey (1954-71), DL
Bridge, Jim (2007-12): TE (2007-10), OL (2011-12)
Briggs, Kent (1989-99): Co-Def. coor./DB(1994-1996)/OLB (1991-93), Grad. asst. (1989-90)
Buckey, Dave (1977; 1979-81): WR/QB
Burke, Brian (1971-76): Off. coor./QB/WR
Burnette, Dantonio (2016-pres.): Strength & Conditioning
Cain, Ted (1986-96): Off. coor./TE/OT (1996), Off. coor./QB(1993-95), Off. Coor./TE (1986-92)
Caldwell, Robbie (1986-1999): Asst head coach/OL(1997-99), OL (1986-97)
Canada, Matt (2013-15): Off. Coor./QB
Canales, Mike (2001-02): QB
Carroll, Pete (1980-82): Def. coor./DB
Cavanaugh, Jim (1972-73; 1976-78): WR(1976-78), GA (1972-73)
Chow, Norm (2000): Off. coor./QB
Cignetti, Curt (2000-06): Recruiting coor./TE (2000-02; 2005-06), Recruiting coor./QB (2003-04)
Clements, Johnny (1958-68): Freshman head coach
Corrigall, Jim (1984-85): DL
Demarest, Chris (2000-03): DB
Diaz, Manny (2000-05): Safeties/Special teams coord. (2004-05), LB (2002-03), Def. GA (2000-01)
Dixon, Dwayne (2005-06): WR
Donnan, Jim (1968-71): Recruiting coor./QB/WR
Draganac, Dick (1971): Freshman head coach
Drinkwitz, Eliah (2016-pres.): Offensive Coor./QB
Driscoll, Ernie (1962-71): RB
Dunlap, Steve (2005-06): Def. coor./LB
Faulkner, Eddie (2013-pres.): TE/FB/Spec. Teams
Feathers, Beattie (1952): Defensive coach
Fisher, Charlie (1998-99): WR
Galbraith, Marty (2000-02): Off. coor./OL(2001-02), OL (2000-01)
Gibson, Claude (1967): Def. Sec.
Gill, James Percy (1950): Freshman head coach
Glowik, Jack (1983-84): DL
Godette, Cary (2000-01; 1994): DL
Green, Buddy (2000-01; 1986-93; 1978-79): Def. coor./Sec. (2000-01; 1990-93), Secondary (1986-93), GA (1978-79)
Haluchak, Mike (1982): LB
Harris, Bishop (1977-79): OLB
Harrison, Bob (1974-76): OT/TE
Haupt, Dale (1972-76): DL
Hendrickson, Horace (1951-52): Backfield coach
Henry, Aaron (2017-pres.): Safeties
Herring, Reggie (2004): Def. coor./LB
Hickman, Billy (1952-53): Off. backfield
Hicks, William (1986-89): Strength and conditioning
Holliday, John "Doc" (2000-04): Asst. head coach/WR
Horton, Don (2007-12): OL (2007-10), TE (2011-12.)

Huxtable, Dave (2013-pres.): Def. Coor./LB
Ingles, Guy (1980-81): RB
Jackson, Frisman (2013-14): WR
Johnson, Bruce (1974; 1976-78): Def. Sec. (1976-78), GA(1974)
Karmazin, Mike (1952-53): OLB
Kemp, Dick (1975-76) Off. backfield
Kirk, Jerry (1971-75): DE
Kiser, Jimmy (1986-99): Off. coor./QB (1997-99), WR/QB(1996), WR(1986-95)
Kitchings, Desmond (2012-pres.): RB; (2014-pres.): Rec. coor.; (2016-pres.): Asst. Head Coach for Offense
Konstantinos, John (1972-74): Off. ends/Head recruiter
Kravitz, Rick (2006): Safeties
Kupec, Dick (1980-81): Off. coor./OL
Landsittel, Tom (1983-85): Off. coor./OL
Ledford, Dwayne (2016-pres.): OL
Mauro, Bobby (1976-78): TE
Mazzone, Noel (2003-04): Off. coor./TE
McCollum, Andy (2007-09): LB
McDonald, George (2015-pres.): WR; (2017-pres.): Pass game coordinator
McNutt, Richard (2013): CB
Meyer, Pat (2000-06): OL (2006); Director of strength and conditioning (2004-05), Head strength and conditioning coach (2000-04)
Michaels, Al (1954-1974): Def. coor./DE
Minter, Rick (1980-82): DE
Mirilovich, Jon (1977-78): OL
Moody, Darrell (1997; 1976-79; 1973-74): WR (1997), Off. backs(1977-79), DB(1976), JV head coach (1974), Secondary (1973)
Morrison, Bobby (1976-79): DL
Nielsen, Ryan (2013): DL/Rec. coor.; (2014-16.): DL/Run game coor.
O'Cain, Mike (1986-92): QB
Pate, Joe (1997-2003; 1986-89): DL/Special teams coor. (2002-03), Special teams coor./LB(1997-2001), Def. coor. (1986-89)
Patrick, Kevin (2017-pres.): DL
Peacock, Dick (1949-50): Assistant line coach (1950), Freshman head coach (1949)
Peppler, Pat (1954-61): Def. asst. (1958-61), Off. backfield (1954-57)
Petercuskie, Jerry (2007-12): Special teams coach, Recruiting coordinator
Pettus, Ken (1986-95): Def. coor./ILB (1994-95), ILB(1986-93)
Phillips, Kenny (1997-99): DT
Portee, Dick (2000-06; 1990-98): RB
Purcell, Bobby (1981-87): Recruiting coor./Asst. coach
Rachel, Rich (1983-85): Def. coor./OLB
Radakovich, Dan (1982): OL
Ramey, Charles (1948): DE
Reed, Mike (2007-12): DB
Regan, Steve (1979): TE
Rein, Robert (Bo) (1971-74): Off. backs
Reynolds, Richard (1970-71): Interior OL
Rice, Todd (2007-pres.): Director of Strength & Conditioning
Robertson, Steve (1986-89): Asst head coach/DL
Robinson, Greg (1980-81): LB
Rodgers, Johnny (1979-85): Off. backs (1982-85), TE(1979-81)
Rotella, Albert (1949-50): Line coach
Royal, Darrell (1950): Assistant backfield
Sands, Everett (2011): RB
Simmons, Brette (1987-99): Rec. coor./TE(1993-95; 1997-99), Rec. coor./DL(1996), Rec. coor. (1989-92), GA(1987-88)

Smaltz, Bill (1954-71): Off. coor./OL (1957-71), Freshman head coach (1954-56)
Smith, Carl (1982): Off. coor./QB/WR
Snipes, Jeff (1986-99): Co-def. coor./DE(1996-99), DL(1990-99), OLB(1986-89)
Stanton, Jack (1968-72): DB
Stowe, Jim (1985): TE
Stroud, Todd (2000-06): Asst head coach/ DL(2004-06), Director of strength and conditioning (2000-03)
Stuckey, John (1980-82): DL
Sutton, Bob (1982): RB
Swepson, Jason (2007-10): RB
Tapp, Jim (1965-66): DE/LB
Temerario, C.A. (Tim) (1952-53): DE
Tenuta, Jon (2010-12): LB, Associate Head Coach for Defense (2012)
Throckmorton, Tom (1971): DE
Treadwell, Don (1999): RB
Trestman, Marc (2005-06): Off. coor./QB
Trevathan, Henry (1986-93): Specialists
Turner, David (1988-89; 1995-96): ILB(1996), DE (1995), GA (1988-89)
Uremovich, Mike (2013-15): OL
Veltkamp, Jason (2013-15): Strength & Conditioning
Walker, Wade (1950): Asst. line coach
Walkers, Troy (2012): Wide receivers
White, Clayton (2013-16): Safeties/Spec. Teams
Williams, Greg (2002-06; 1979; 1968): DB, GA (1968)
Willingham, Tyrone (1983-85): DB
Willis, Keith (2007-12): DL
Wood, Walter (Babe) (1939-42; 1946-48): Freshman head coach (1939), Off. backfield coach (1940-42; 1946-48)



Pete Carroll (right), now head coach of the Seattle Seahawks, was on head coach Monte Kiffin's (left) staff from 1980-82.

LETTERWINNERS



A

Aberethy, LeRoy 1903-04
 Abraham, Robert (LB)..... 1978-81
 Acai, Steve..... 1935-37
 Adamczyk, Mike..... 1972-73
 Adams, Rickey (RB)..... 1975-79
 Adams, Sparky..... 1928-30
 Adams, Tony (OG/C)..... 2014-16
 Addis, Greg (WR)..... 1994-95
 Aderholt, Ken..... 1928-29
 Adell, Scott (T)..... 1988-91
 Adleta, John(G/DT)..... 1985-88
 Agnew, Ray (DT)..... 1986-89
 Ahern, Dan (G)..... 1974-75
 Akininvi, David (DE)..... 2010
 Akins, John (DT)..... 1990-92
 Albiez, Robert (DT)..... 1993
 Alcamo, Louis (C)..... 1974-75
 Allen, Chris..... 1985
 Allen, George (RB)..... 1946-47
 Allen, Jimmy..... 1940-42
 Allen, Quenton (DE)..... 2000
 Allen, Zach (OG)..... 2010-12
 Allman, Bernie (DE)..... 1950-52
 Alston, Johnathan (WR)..... 2013-15
 Altman, Walter..... 1969-70
 Amato, Charles (LB)..... 1965-67
 Amato, Rosario (T)..... 1963-64
 Amanchukwu, John (DT)..... 2006
 Amatucci, Barry (DT)..... 1982-83
 Amerson, David (CB)..... 2010-12
 Anderson, Barry (CB)..... 1986-89
 Anderson, George (LB)..... 1999-02
 Andrews, Bob..... 1943
 Andrews, Dillard (LB)..... 1982-84
 Andrews, Gus (LB)..... 1963-65
 Andrews, Mike..... 1941-43
 Anthony, George..... 1911-14
 Anthony, John..... 1926-27
 Areno, Ben (WR)..... 2011
 Archey, Marlon (SE)..... 1982-85
 Armstrong, R.J. (TE)..... 2007
 Asbury, Clyde..... 1903-04
 Ashby, Page..... 1965
 Auer, Neal(TE)..... 1989-92
 Auer, Scott (LB)..... 1985-88
 Aughtry-Lindsay, Freddie (LB)2001-04
 Augustin, Audi (DE)..... 2009-10
 Austin, Elijah (MG)..... 1988-90
 Austin, Larry (FS)..... 1993
 Auten, Todd (P/PK)..... 1978-81
 Avery, Phil..... 1940-41
 Avery, Tol (QB)..... 1980-82

B

Badii, Kirk (DB)..... 1999
 Bagonis, John (G)..... 1952-55
 Bagonis, Vince (T)..... 1949-51
 Bagwell, Brent (G)..... 1990-91
 Bailey, Allen..... 1932-34
 Bailey, Lee (DB)..... 1983
 Bailey, Pete (LB)..... 1967-69
 Baker, Red..... 1921-22
 Baker, Todd (TE)..... 1979-80
 Baker, Toney (RB)..... 2005-06, 09
 Baldwin, Jackie (TE)..... 1994
 Baltrus, Alan (DB)..... 1976-77
 Bambard, Kyle (PK)..... 2015-16
 Banther, Ron (DE)..... 1973-76
 Balonick, Paul (C)..... 1957-59
 Barbee, Andy (OL)..... 2009
 Barbour, Anthony (RB)..... 1988-92
 Barchiesi, John..... 1956
 Barchuk, Anthony (RB)..... 1965-67
 Bardes, Howard G..... 1934-36
 Barkouski, Ray (T)..... 1950-52
 Barksdale, Ralph..... 1946-48
 Barlow, Ray (TE)..... 1962-64

Barnes, Brandon (RB)..... 2012
 Barnes, Maurice (LB)..... 1982-83
 Barnes, Merrick (QB)..... 1962-63
 Barnette, Jamie (QB)..... 1996-99
 Barrett, Lamart (WR)..... 2004-06
 Bass, Brad (T)..... 2013-15
 Barr, John..... 1939-41
 Barringer, Joe (QB)..... 1954
 Bartlett, Lennard (DT)..... 1989-90
 Bass, Brad (T)..... 1975-76
 Battle, Keith (LB)..... 1991-92
 Baugham, Charles..... 1926-27
 Baumann, Wil (P)..... 2011-14
 Beacon, Jay (TE)..... 1955-57
 Beatty, P.C..... 1924
 Beard, Daryl (G)..... 1990-93
 Beaver, Fred..... 1950-51
 Beck, Harrison (QB)..... 2007-08
 Becker, Bob..... 1955
 Bedics, John (DT/OG)..... 2006-08
 Bedics, Patrick (FB)..... 2006-07
 Beebe, Harwood..... 1907-08
 Bell, George (DT)..... 1971-72
 Bell, Ricky (CB)..... 1993-95
 Bell, Robert (DB)..... 2009
 Benbenek, Raymond..... 1941-42
 Bender, Geoff (QB)..... 1991-94
 Berlinski, Eddie..... 1935-37
 Bernhard, Fred (T)..... 1961-62
 Bernhardt, Carl..... 1932-34
 Berton, Sean (TE)..... 2002
 Berry, Connie Mack..... 1936-38
 Bertrand, Andy (WR)2000, 02-03
 Bethel, Herman..... 1979
 Bethune, Dickie (RB)..... 1951-54
 Biggs, Jason (P)..... 1996-97
 Billger, Harry (DT)..... 1968-69
 Bishop, Brandon (S)..... 2009-12
 Black, Chris (DT)..... 1991
 Black, Robert..... 1923-25
 Blackman, Darell (WR/RB)2004-07
 Blackwell, Todd (DT)..... 1980-83
 Bialock, Kyle (DE)..... 1995-97
 Blanch, Jeff..... 1996
 Blanchard, Bob (G)..... 1972-74
 Blocklin, Pete..... 1971
 Blomquist, George (DE)..... 1946-48
 Bodine, Brady (RB)..... 2015-16
 Bogard, Ken..... 1982
 Bollinger, David (G/DT)..... 1991
 Boltrek, Pete..... 1940-42
 Booker, Jim..... 1943
 Boone, Shawn (S)..... 2014-16
 Borum, Jarvis (OT)..... 1997-00
 Bostian, Thomas (T)..... 1922-23
 Botsko, George (DE)..... 1968-70
 Bowsens, Donald (WR)2006-07, 09
 Bowers, Charles (RB)..... 1967-69
 Bowlby, Bob (RB)..... 1946-49
 Bowser, Michael (DB)..... 1984-85
 Boyle, Todd (T)..... 1996-99
 Boykin, Terrence (T)..... 1993, 95
 Bozeman, Oscar (RB)..... 1946-48
 Bradburn, Charles..... 1964-65
 Bradburn, Howard (G)..... 1971-73
 Bradbury, Garrett (OG)..... 2015-16
 Bradley, Don (RB)..... 1969-70
 Bradsher, Scott (FS)..... 2008
 Brannan, Bob..... 1949
 Braswell, Ira (TE)..... 1982
 Bratton, John..... 1942
 Bray, J. B..... 1910
 Brewbaker, Steve..... 1972
 Brissett, Jacoby (QB)..... 2014-15
 Britt, Dennis (QB)..... 1970-71
 Britt, James C. (T)..... 1950-52
 Britt, Mike (CB)..... 1994-97
 Britt, Ralph (TE)..... 1984-86

Broel, Matt (T)..... 2001
 Brooks, Brian (DT)..... 1995
 Brooks, Dennis (C)..... 1977
 Brooks, Bob (G)..... 1971
 Brooks, Michael (FS)..... 1985-88
 Brooks, Ray (DL)..... 2004-06
 Brookshire, Terry (DT)..... 1965-67
 Brothers, Phil (WR)..... 1982-85
 Brown, Andre (HB)..... 2005-08
 Brown, Carl..... 1917
 Brown, Chris (RB)..... 1980
 Brown, Henry..... 1952-54
 Brown, Jeff (TE)..... 1982-84
 Brown, Josh (RB)..... 2002-03
 Brown, Larry (DB)..... 1964-65
 Brown, Martrel (DL)..... 2004-07
 Brown, Morocco (LB)..... 1994-97
 Brown, Naquan (WR)..... 2014
 Brown, Nat (DB)..... 1980-83
 Brown, Robert (T)..... 1987-89
 Brown, Rod (FB)..... 1993-96
 Brown, Rodrick (WR)..... 1995-98
 Brown, Steve (T/G/C)..... 1988-89
 Brown, Ted (RB)..... 1975-78
 Brown, Wade..... 1939-40
 Brown, William (OL)..... 2000-01
 Browne, Benson (TE)..... 2012-14, 15
 Browne, Jerry..... 1977
 Brownie, Cecil..... 1935-37
 Browning, Chuck (FS/QB) 1991-93
 Bruno, Paul..... 1949
 Bryan, George (TE)..... 2008-11
 Bryant, Darius (DT)..... 1998, 00-01
 Bryant, Neidraus (DT)..... 2015-16
 Buckley, Dave (QB)..... 1972-75
 Buckley, Don (SE)..... 1972-75
 Buckley, Tim (S)..... 2012-14
 Bugg, Mason..... 1935-36
 Bullock, Brian (DT)..... 1983-86
 Bumgarner, Don(G)..... 1969
 Bunch, Ricky (T)..... 1982
 Buntyn, Deylan (DT)..... 2013
 Burden, Willie (RB)..... 1971-73
 Burgess, Leroy (DT)..... 2008-09
 Burnett, Ralph(G)..... 1946-49
 Burnette, Dantonio (LB)..... 1999-02
 Burnette, Larry (G/T)..... 1982-85
 Burris, Justin (CB)..... 2012-15
 Burroughs, Justin (C/TE)..... 1995-98
 Burt, Ralph..... 1938-40
 Burton, Wade (CB)..... 1988-91
 Bush, Frank (LB)..... 1981-84
 Bushofsky, Joe (G)..... 1959-61
 Butler, David (DE)..... 1950-52
 Butler, Earnest (G)..... 1980-82
 Butler, James (DE)..... 1977-80
 Butler, Jeff (FB)..... 1995-98
 Butz, Tom (C)..... 1974-76
 Byrd, Jarvis (CB/S)..... 2012
 Byers, Justin (DB)..... 2008, 10-11
 Byler, Jim (G)..... 1946-49
 Bynum, Boyd..... 1926-27
 Byrd, Al (SE/CB)..... 1986-90
 Byrd, Dennis (DT)..... 1965-67
 Byrd, Jarvis (S)..... 2013-14
 Byrd, Jeff (DB)..... 1981-82, 84

C

Cackovic, Frank (QB)..... 1956-58
 Cahill, Bill (T)..... 1983
 Caldwell, Robert (LB)..... 2012-13
 Callaway, Ed (G)..... 1974-77
 Callaway, John..... 1974
 Callaway Richard F..... 1941-42
 Campbell, Cecil (G)..... 1976
 Campbell, Flake (G)..... 1965-67
 Campbell, Jesse (SS)..... 1988-90
 Campos, Dayton (WR)..... 2014

Canady, Chuckie (RB)..... 1978-79
 Candella, Jamie..... 1978
 Capuano, Mark (DE)..... 1966-68
 Cara, Dom..... 1934-36
 Carlson, Paul (FB)..... 1948-49
 Carmack, Roger..... 1980
 Carpenter, Kit (LB)..... 1994-97
 Carpenter, Ron (LB)..... 1967-69
 Carr, Chris (OT)..... 1978-80
 Carter, Bryan (PK)..... 1985-89
 Carter, Dave..... 1964
 Carter, Doug (DT)..... 1973-75
 Carter, Everett..... 1939-41
 Carter, Mario (TE)..... 2011-12
 Carter, Richard (DB)..... 1975-77
 Casey, Torrence (LB)..... 1984-87
 Cash, Alan Michael (DT)..... 2006-09
 Cashion, Eddie (LB)..... 1988-89
 Cason, Anthony (CB)..... 1998-00
 Cassidy, Mark (TE)..... 1970-72
 Cates, Norman (G)..... 1965-67
 Cato-Bishop, Darryl (DE/T)2010-13
 Caton, Dink..... 1940-42
 Cathey, Bob..... 1939-41
 Cegelis, Norman (OT)..... 1948-49
 Champion, John..... 1912-14
 Chandler, Tyson (OT)..... 2011-14
 Chapman, Dick (DT)..... 1967-68
 Chapman, Terrance (DE)..... 2001
 Charles, Maurice (DE)..... 2003-04
 Charron, Mike (PK)..... 1969-71
 Chavis, Theodore (RB)..... 1996-97
 Cheek, June (DE)..... 1948-49
 Cheek, Ryan (LB)..... 2011-13
 Cherry, Bra'Lon (WR)..... 2014-16
 Cherry, Bill (LB)..... 1974-76
 Chesney, Clyde (DE)..... 1969-71
 Christopher, Duran (OG)..... 2011-13
 Christy, Dick (HB)..... 1955-57
 Chubb, Bradley (LB)..... 2014-16
 Clark, Bill (DE)..... 1969-71
 Clark, Brian (WR)..... 2002-05
 Clark, Foy..... 1940-42
 Clark, Mike (RB)..... 1961-63
 Clark, Niles (CB)..... 2014-16
 Clements, Gary (T)..... 1972
 Clemmons, Jamine (DL)..... 2008
 Coates, Marchez (CB)..... 2013
 Cobb, Charlie..... 1929-31
 Cobb, Charlie (OL)..... 1987-89
 Cofer, Mike (PK)..... 1982-84, 86
 Coggins, Rusty (G)..... 1976
 Cole, A.J. (P)..... 2015-16
 Cole, Audie (LB)..... 2008-11
 Cole, Chuck (OL)..... 1990-93
 Coley, Eltrick (RB)..... 1990
 Coleman, Chris (WR)..... 1996-99
 Coleman, Donald (S)..... 2-11
 Coleman, Wendell (RB)..... 1964-66
 Collar, John (TE)..... 1955-57
 Collins, Brad (DE/TE)..... 1994-97
 Collins, Ricky (WR)..... 1998
 Colmer, Chris (OL)..... 2000-02, 04
 Colvin, Antoine (G)..... 2003
 Combs, Fred (DB)..... 1965-67
 Compton, Julius (G)..... 1955-57
 Connolly, Pat (QB)..... 1974
 Conrad, Carroll..... 1934-35
 Conrad, Gene..... 1937-39
 Cook, Bob..... 1930-31
 Cook, Cole (TE)..... 2014-16
 Cook, Chris (WR/RB)..... 1983-84
 Cooke, Elbert..... 1943
 Cooke, Robert..... 1924-25
 Cool, Chilly..... 1910-12
 Cooley, Craig (G)..... 1983
 Coon, Ty (OT)..... 1938-40
 Copeland, Travares (WR)..... 2013

Cora, Mac..... 1936
 Corders, Chris (SE)..... 1987-89
 Cornelson, Martin (C)..... 1979-82
 Costa, Elmer (T)..... 1948-51
 Cotchery, Jerricho (WR) 2000-03
 Cotten, Bobbie (DE/LB)..... 1995-98
 Cotten, Perry (DT)..... 1998
 Cotton, Chris (FB)..... 1990-93
 Cotton, Clarence (DE)..... 1974
 Counts, Eric (G)..... 1990-91, 93-94
 Courts, Bobby..... 1946
 Covington, Damien (LB)..... 1991-94
 Cowher, Bill (LB)..... 1975-78
 Cox, Larry..... 1956
 Cox, Roderick (LB)..... 2013
 Cox, William..... 1920-22
 Cox, William..... 1950-51
 Crabtree, Mike (TE)..... 1976
 Crain, Jim (TE)..... 1957-58
 Crawford, Monte..... 1938-40
 Crawford, Wayne (OG/C)..... 2011
 Creech, Tony (HB)..... 2011-14
 Crisp, Rob (OT)..... 2011-12, 14
 Crite, Mal (FB)..... 1985-88
 Crite, Terry (WR)..... 1977
 Croker, George..... 1943
 Croom, Clifton..... 1932-34
 Crooms, Kelvin (LB)..... 1984-86
 Cross, Brian (DL)..... 2002-03
 Crouch, Curtis (OL)..... 2005-07
 Crum, Frederick..... 1926-28
 Crumpler, Bobby (RB)..... 1984-87
 Culbertson, Bill (C)..... 1970-71
 Cullen, Doug (DE)..... 1975-77
 Culler, Jeff (DB)..... 1979-80
 Cureton, Asante (LB)..... 2009-10
 Cumisky, Ed..... 1931-33
 Czajkowski, Josh (PK)..... 2008-10

D

Daley, Mike (LB)..... 1972-74
 D'Angelo, Al (G)..... 1952-55
 Daniel, Jimmy (LS)..... 1990
 Daniel, Peter (OT)..... 2015-16
 Daniell, Lynn (FB)..... 1971
 D'Antonio, Jim (FB)..... 1960-61
 Darden, Walter..... 1902-03
 Daskal, John..... 1956
 Daugherty, Charles C..... 1932-34
 Daughtry, Larry (LB/LS)..... 1994-97
 Davenport, Brian (WR)..... 1992-93
 Davenport, Charles (TE/QB)1987-91
 Davidson, Joseph..... 1908
 Davis, A.J. (CB)..... 2003-06
 Davis, Brandon (SS/FS)..... 1994-97
 Davis, Charles (G)..... 1954
 Davis, Darrell (WR)..... 2008-10
 Davis, David (TE)..... 1982
 Davis, Drew (DE)..... 2013-14
 Davis, Fred (G)..... 1948-50
 Davis, Jay (QB)..... 2002-05
 Davis, Johnny (TE)..... 1985
 Davis, Reggie (RB/LB)..... 2003-06
 Davis, Richard..... 1930-31
 Davis, Stanley..... 1981-83
 Dawson, Corrie (LB)..... 2001-02
 Dawson, Lin (TE)..... 1977-80
 Dayes, Matthew (RB)..... 2013-16
 Dean, John..... 1993
 DeAngelis, Dick (T)..... 1955-57
 DeAngelis, Lou (C)..... 1962-64
 DeArment, Don (RB)..... 1964-66
 Debnam, Derrick (DT)..... 1986-89
 DellaPorta, Al (G)..... 1980-81
 Dellinger, Dink..... 1931-32
 Dellinger, Tom (QB)..... 1960-61
 Denning, Jim (FB)..... 1976
 Dennler, Brian (G/DT)..... 1988-91

Dentz, Robert E..... 1952-53
 Deraney, John (PK)..... 2003-06
 Derrick, Greg (DE)..... 1997-98
 Dervil, Guerlin (LB)..... 2006-07
 Deskevich, Danny (PK)..... 1998
 Dess, Darrell (T)..... 1955-57
 Deters, Harold..... 1964-66
 Devine, Mike (DB)..... 1972-74
 Diacont, Steve (LB)..... 1967-69
 Dickens, Larry..... 1972
 Dickerson, Dallas (TE/FB) 1991-94
 Dickerson, Doug..... 1940-41
 Dieterich, Chris (G)..... 1977-79
 Dilley, Lindsay..... 1981
 Dimeo, Casey (P)..... 2003
 Divens, Bob (DB)..... 1971-74
 Dixon, Larry (DB)..... 1956-58
 Dooley, Omar (TE)..... 1995-96
 DiYeso, Tony..... 1938-39
 Doak, Chick..... 1940
 Doak, Peanut..... 1939-42
 Dockery, Settle (FB)..... 1967-68
 Dodd, Larry (FB)..... 1984
 Dodd, T.K. (FS)..... 1990
 Doggett, Carlos (RB)..... 1999
 Dombalis, Tom (OL)..... 1994-96
 Donaldson, Don (TE)..... 1965-67
 Donnan, Jim (P)..... 1965-67
 Donnell, Bill..... 1924-27
 Dooley, Evan (WR)..... 2009
 Dorn, Grant (QB)..... 1998
 Dostanko, Ted (T)..... 1946-49
 Dowdy, Rickey (LB)..... 2012
 Downs, Gary (RB)..... 1990-93
 Drexler, Dick (TE)..... 1958-59
 Driscoll, Ernie (QB)..... 1957
 Druschel, Bill (T)..... 1974-76
 Druschel, Rick (T)..... 1971-73
 Dubisky, Russ (QB)..... 2005
 Duke, Willie..... 1930-32
 Dukes, Jay (P/PK)..... 1995-96
 Dunlap, John (WR)..... 2004-07
 Dunnigan, Bob (T)..... 1954
 Dusty, Willie..... 1934-35
 Dwyer, Chris (TE)..... 1992

E

East, Dick..... 1939-40
 Earwood, Scott (P/PK)..... 1998-99
 Easter, Jeff (DE)..... 1975-77
 Eatmon, Espoinisa (CB)..... 2006
 Eberheart, Larry..... 1974-76
 Ebner, Tom (DB)..... 1975-76
 Eckerson, Todd (DT)..... 1979-81
 Edmond, Corey (LB)..... 1987-90
 Edwards, Al..... 1934-36
 Edwards, Bob..... 1943, 46-47
 Edwards, Dovonte (WR/DB)2001-04
 Edwards, L. M..... 1944-45
 Eller, Chelcie..... 1922-24
 Ellerbe, Andrew (FS)..... 1986
 Ellerbe, Marcus (DB)..... 1999
 Elliott, John (T)..... 1970-71
 Ellis, David (T)..... 1964-65
 England, Ronald W..... 1963
 Entwistle, Eddie..... 1935-36
 Eskridge, Seba..... 1906
 Espey, Red..... 1930-32
 Esposito, Tim (QB)..... 1983-84
 Etheridge, Rick (DE)..... 1978-81
 Eugene, Jamelle (HB)..... 2006-09
 Evans, Bob..... 1927-28
 Evans, Andrew (WR)..... 2008
 Evans, Daniel (QB)..... 2006-08
 Evans, Johnny (QB/P)..... 1974-77
 Evans, Robert (G)..... 1967-69
 Evans, Vince (RB/FB)..... 1981-85
 Everett, David (LB)..... 1965-66



Everett, Duan (LB/SS).....1994-97
 Everett, Justus (C).....1972-74
 Evers, Clark (TE).....2016

F

Fabiny, Tom (TE).....1976-78
 Fabri, John.....1933-34
 Fagan, Mike (T).....1974-76
 Faircloth, Art (TE).....1941-42
 Faircloth, Bob (TE).....1962-63
 Falaise, Merci (OL).....2006
 Falzarano, Peter (FB).....1962-64
 Farr, Allen (OL).....1999
 Farrar, Venice.....1935-37
 Faucette, John Thomas.....1919-21
 Fehley, Pat.....1938-40
 Ferguson, A.J. (DE/T).....2012-13
 Fernandez, Jerod (LB).....2014-16
 Fillippelli, Dave (C).....1978-79
 Finley, Ryan (QB).....2016
 Fisher, Jeff (DL).....1998-00
 Fisher, Levar (LB).....1998-01
 Fisher, Todd (TE).....1986-87
 Fitzgerald, Brian (RB).....1992-94
 Fitzgerald, Bruton.....1943
 Fitzgerald, Jim (C).....1959-60
 Fletcher, Gwynn.....1946-48
 Fletcher, John (OL).....1998-99
 Fletcher, Michael.....1997
 Flint, J. Ellis (PK).....2011
 Floyd, A. G.....1922
 Floyd, Bobby (DB).....2008-09
 Floyd, D. B.....1910
 Flippin, Charles (OL).....1981-83
 Foley, Tim.....1971
 Follweiller, Bob (DT).....1967-69
 Fondren, Kenny (DT).....1987-89
 Ford, John.....1927-28
 Fordham, Cameron (OG).....2012
 Foster, Tim (TE).....1982-83
 Foushee, Michael (TE).....1996-98
 Fowble, Mark (PK).....1987-91
 Fowler, Ricky (OL).....2000-01, 03-04
 Foy, John.....1978
 Frandsen, McKay (DE).....2011-12
 Franklin, Bill (QB).....1954-56
 Franklin, Mark (LB).....1982-85
 Frauenhofer, Chris (RB).....1951-53
 Freeman, Mark (G).....1980-81
 Friday, Rufus (TE).....1980-81
 Fritts, Stan (FB).....1972-74
 Frost, Ray (LB).....1987-88, 90-91
 Fry, Cecil.....1940-42
 Fry, George.....1936-38
 Frazier, Jim.....1953-54
 Furtado, Joseph.....1924
 Furth, Robert (RB).....1990

G

Gabriel, Roman (QB).....1959-61
 Gaeta, Tony.....1943-44, 47
 Gadd, Charlie.....1935-36
 Gaither, Thomas.....1903
 Gale, Marion (LB).....1976-79
 Gall, Ronnie (TE).....1954-56
 Gallaspy, Reggie II (RB).....2015-16
 Gallon, Ed (LB).....1991-94
 Ganitt, George (SE).....1973-74
 Gardner, Fred.....1938-39
 Gardner, Herman.....1928-29
 Gardner, Max.....1902-05
 Gardner, Oliver.....1903
 Gargano, John (WR).....1973-74
 Garnett, Ben (LS).....2015
 Gay, Brian (FS).....1986
 Gee, Mike (OL).....1989-92
 Gehring, Scott.....1974
 Genis, Glenn (G).....1974-75

Gentry, Bill (TE).....1964-66
 Gentry, Taylor (FB).....2008-11
 Gentry, Zach (HB/LB).....2010-13
 George, Koyal (WR/DB).....2009
 George, Ledel (CB).....1990-93
 Gerard, Walter (TE).....1990-93
 Gethers, Jeff (DB).....1984-85
 Giannamore, Gregg (LB).....1990-93
 Gibbs, Kenton (DT).....2014
 Gibson, Avery (LB/TE).....2001-04
 Gibson, Claude (RB).....1958-60
 Gibson, Ed.....1940-42
 Gibson, Jardine.....1940-42
 Gibson, Paul.....1943-46
 Gilbert, George.....1940-41
 Gilbert, Lonnie (G/LB).....1994-97
 Gill, John (TE).....1959-61
 Gilleskie, Alex (G).....1972-74
 Gillespie, Tim (G).....1976-78
 Glennon, Mike (QB).....2011-12
 Godwin, Frank.....1928-29
 Goeller, John (DT).....1972-74
 Goines, Eddie (WR).....1991-94
 Golden, Dan.....1965
 Golden, Greg (RB/DB).....2001-03
 Golden, John.....1962
 Golmont, Tony (DB).....1964-65
 Goode, C. F.....1934-35
 Goodman, Gordon (WR).....1946-48
 Goodman, Ryan (SS).....2006-08
 Goodrich, Britt (LB).....1988-90
 Goodson, Nate (DL).....1999-00
 Goodwin, Frank P.....1929
 Gorham, Charles.....1929-31
 Goudie, Dick.....1957
 Gould, Tom.....1946-47
 Graham, Chancey (FB).....2004-05
 Graham, T.J. (WR).....2008-11
 Graham, Troy (WR).....2001-04
 Grant, Gary (CB).....2010
 Grasso, Joe (C).....1973
 Gray, Carlos (DT).....2012-13
 Gray, Jeremy (CB).....2006-08
 Gray, Joe (TE).....1999-02
 Grazen, Ben (WR).....2016
 Greason, Bob.....1931-32
 Green, Bubba (DT).....1976-80
 Green, D.J. (S/LB).....2010-11, 13
 Green, Meares (OL).....2006-08
 Green, Derek (OL).....1999-01
 Greene, Dwayne (DB).....1980-84
 Greene, Joe (RB).....1983-84
 Greene, Mustafa (HB).....2010
 Gregory, Arthur.....1903-05
 Gregory, Gary (OG).....2010
 Griffith, Ray (WR).....1991-93
 Griffiths, Tyler (LS).....2015-16
 Grinnage, David J. (TE).....2013-15
 Grissett, Jimmy (TE).....1993-96
 Groff, Jason (C).....1990
 Grooms, Sam.....1985
 Grube, Rich (T).....1980-81
 Guerrieri, Tom (FB).....1957
 Guerrieri, Tony (FB).....1955-57
 Guffie, Mike (TE).....1992-95
 Guin, James (RB).....1962-64
 Gulley, Joseph.....1903-04
 Gunter, Jay (FB).....1990-92
 Gupton, Simon (DT).....1977-79
 Gurley, Richard.....1917-20
 Gurneau, Sam.....1931-32

H

Hadley, Fred.....1903-05
 Hafer, Don (FB).....1957-58
 Hager, Markus.....1981-82
 Hairston, Jeff (CB).....1986
 Hairston, William (DE).....1987-88

Hall, Bobby (WR).....1966-68
 Hall, Donald (OL).....1971
 Hall, Jack (LB).....1973-76
 Hall, Jerrick (DL).....1999-02
 Hall, Jon (DE).....1976-78
 Hall, Milton (RB).....2013
 Hall, Randy (TE).....1976-78
 Hall, Tramain (WR).....2003-05
 Hall, William.....1962-64
 Hallway, Alan (DT).....2002-03
 Hamilton, Lee Roy.....1968
 Hammond, Lance (OL).....1986-89
 Hamrick, Ryan (WR).....1998-99
 Hand, Steve (DE).....1974
 Hannah, Joe (LB).....1976-79
 Hannum, Olin (QB).....2000-01
 Harden, Bill.....1961
 Harden, Joseph.....1962-28
 Hardie, Phillip.....1904-06
 Hardin, Jim (RB).....1968-70
 Harding, John.....1950
 Hardy, Mike (WR).....1973-74
 Harmon, Kelvin (WR).....2016
 Harper, Lerone (LB/SS).....1993-95
 Harrell, Bobby (TE).....1986-88
 Harrell, Randy (RB).....1958-60
 Harrell, Sam (PK).....1971-72
 Harris, Darryl (LB).....1980-83
 Harris, Frank (RB).....1985-86
 Harris, Gordon.....1906
 Harris, Greg (LB).....1986
 Harris, Grady (DT).....1985-88
 Harris, Kenny (SS).....1993-96
 Harris, Leroy (C).....2003-06
 Harrison, Mike (DT).....1992-95
 Harrison, Todd (TE).....1988-91
 Harrison, Lloyd (CB).....1996-99
 Hartman, Damon (PK).....1988-91
 Hartsell, Chris (FS).....1988
 Hartsell, Harry.....1909-10
 Harvey, Terry (QB).....1991, 93-95
 Haskins, Connor (PK).....2016
 Hastings, Andy (OL).....1999
 Hauschka, Steven (PK).....2007
 Hawkins, Chris (WR).....2003-04
 Hawley, Clyde (G).....1988-91
 Hayden, Dan (FB).....1988-91
 Hayden, Nick.....1934-35
 Hayes, Tommy.....1943-44
 Haynes, Billy Ray (LB).....1988-91
 Haynes, Chink.....1921-22
 Haynes, Dean (HB/S).....2010-11
 Haywood, Frank (DT).....1973-74
 Heath, Garland (DB).....2003-06
 Hegamin, George (T).....1992-93
 Hegedus, Charlie (WR).....2012
 Heinle, John.....1985
 Helms, E. V.....1935-37
 Hendel, Andy (LB).....1981-83
 Henderson, Jim (DT).....1974-76
 Henery, Allen (C).....1954-56
 Hennie-Roed, Chris (OL).....1992-94
 Henry, Clayton (LB).....1987-88, 90-91
 Hensler, Chris (PK).....1995-97
 Heppie, Kalani (OL).....2005-07
 Herbert, Austin (P).....2000-03
 Herndon, Dwayne (DL).....2003-05
 Herron, Don (LB).....1984-85
 Hicks, Allen (PK).....1969-70
 Hicks, Anthony (DT).....1982
 Hicks, Sterling (WR).....2002-05
 Higgins, Tom (G).....1974-75
 Hilka, Mike (LB).....1967-69
 Hill, Adrian (WR).....1991-94
 Hill, Anthony (TE).....2004-06, 08
 Hill, B.J. (DT).....2014-16
 Hill, Bill (C).....1958-60
 Hill, Selby.....1921-22

Hillman, James (T).....1950-52
 Hines, Bo (WR).....2014
 Hines, Nyheim (WR).....2015-16
 Hines, J. B.....1936-38
 Hinton, Robert (SE).....1990-93
 Hippy, Jim (T).....1971-72
 Hitt, Frank (T).....1976-78
 Hoek, Ren.....1936-37
 Hoffman, Ed.....1970-72
 Hoggard, Dee Dee (DB).....1980-82
 Hojnacki, Jeff (OL).....1985-87
 Holder, Don (LB).....1982-84
 Holland, Trent (DT).....1965-67
 Holodick, Kelly (PK/DB).....1985-86
 Holloman, Phillip (CB).....2005-07
 Hollowell, Joe (QB).....1987-88
 Holmes, Antoine (DL).....2007-08
 Holt, Jon (OL).....2004-06
 Holt, Terrence (DB).....1999-02
 Holt, Torry (WR).....1995-98
 Homewood, S.L.....1915-17
 Honeycutt, Hillery (DB).....1979-81
 Hooks, Roland (RB).....1972-74
 Hordubay, Ed.....1957
 Horne, Thomas (DB).....2001
 Horning, David (DE).....1978-80
 Horton, Ron (DB).....1976
 Hoshier, Jeff (QB).....1983
 Hough, Marcelle (CB).....1996-99
 Houston, Bobby (LB).....1987-89
 Houtz, Dave (FB).....1961-63
 Hovance, Pat (TE).....1972-75
 Howard, Doug (T).....1980-82
 Steven Howard (WR).....2011
 Howell, Marcus (LB).....2005
 Howell, Ford (LB).....2015-16
 Hoyte, Oliver (LB).....2002-05
 Hubbard, Kevin (FB).....1996-97
 Hubble, Marc (G).....1989-92
 Huckabee, Jack.....1939-41
 Hudson, Art (DT).....1967-69
 Hudson, John.....1917
 Hudson, Marcus (CB).....2001-03, 04-05
 Huff, John (PK).....1974
 Huggins, John (G).....1987-89
 Hunsucker, George.....1927-28
 Hunter, Dick (RB).....1955-57
 Hurtt, W.T.....1913
 Hyde, David (FB).....2011

I

Idol, Dickie (CB).....1967-69
 Ikehose, Arthus.....1943
 Imhoff, Daniel (QB).....2011
 Inman, David (OL).....1991-93
 Inman, John (OL).....1984-87
 Irving, Nate (LB).....2007-08, 10
 Isaacs, Carl T.....1932-34
 Isaacs, Gene.....1936
 Isley, John (QB/P).....1978-79
 Isom, Rickey (FB).....1982-85

J

Jackson, Cotra (RB).....1999, 00-03
 Jackson, Darryl (DB).....1974-75
 Jackson, Eddie (FB).....1978-80
 Jackson, Reggie (G).....1976
 Jackson, Ronald (LB).....1964-66
 Jackson, Tyrone (CB/RB).....1988-91
 Jacobs, John (DT).....1989-91
 Jacumin, Marty (G).....1986
 James, Geron (WR).....2006
 James, Julian.....1963-65
 James, William (DB).....1964-66
 Jamison, Brian (LB).....1998, 00-01
 Janik, Dave (FB).....1993-94
 Jeffries, Haywood (TE).....1983-86
 Jeffrey, Charles.....1931-32

Jeffrey, Robert N.....1927-29
 Jenkins, A. W. (G).....1975-77
 Jenkins, Izel (CB).....1986-87
 Jenkins, John.....1980
 Jenkins, Ken.....1981-82
 Jenkins, Terry (G).....1964-66
 Jennette, John.....1924-25
 John, Craig (G).....1970-71
 Johnson, Allen (CB).....1992-95
 Johnson, Chris (SS).....1984-87
 Johnson, Clem (DB).....2008-09
 Johnson, Clint (DE).....1997-99
 Johnson, Dick (FB).....1946, 48-49
 Johnson, Dontae (S/CB).....2010-13
 Johnson, Jimmy.....1927-28
 Johnson, Joe (CB).....1996-98
 Johnson, Joe.....1943
 Johnson, Joe (FB).....1987-90
 Johnson, Johnny.....1929-30
 Johnson, Keith (FS).....1988-91
 Johnson, Maurice William.....1930
 Johnson, Mike (SS/LB).....1991
 Johnson, Robby (T).....1993
 Johnson, Rod (S).....1999-02
 Johnson, Rochelle.....1924
 Johnson, Shawn (G).....1990-93
 Johnson, Timmy (FB).....1975-77
 Johnson, Vaughan (LB).....1980-83
 Johnston, Alfred.....1922-24
 Jomantus, Andy.....2012-14
 Jones, Al (LB).....1993
 Jones, Ernest (LB).....2005-07
 Jones, Hakim (S).....2012-15
 Jones, J.D.....1939-40
 Jones, J.J. (G).....1998
 Jones, J.J. (DB).....2001-02, 04-05
 Jones, Jesse (LB).....1986-87
 Jones, Josh (S).....2014-16
 Jones, Justin (DT).....2014-16
 Jones, Mack (WR).....1983, 85-87
 Jones, Mike (DT).....1987-90
 Jones, Nelson (CB).....1983-86
 Jones, Steve.....1982
 Jones, Tyler (OG).....2015-16
 Jones, Woody.....1939-41
 Jordan, Donald (G).....1967-69
 Jordan, Jackie.....1928-29
 Jordan, Kent (C).....1986-89
 Jordan, Terry (QB).....1989-92
 Joyce, Mike (LB).....1969-70
 Joyce, Tom (G).....1946-48
 Jukes, Lee (WR).....1977-79
 Jurgens, Bobby (CB).....1987-90


K

Kaiser, Vitus.....1949-51
 Kahut, Jake.....2013
 Kako, Raymond.....1943
 Kane, John (FB).....2006
 Kapolovich, Mick.....1943
 Kapp, Ben (T).....1952-54
 Karriker, Marty (FB).....1986-87
 Kassem, Ali (OG).....2013-14
 Katich, Tom (QB).....1956-57
 Kavulich, Mike (WR).....1986-89
 Kea, Sandy (G).....1983-86
 Kee, Sheldon (LB).....1995, 97-99
 Keim, Steve (G).....1992-95
 Kennedy, Bill.....1950
 Kennedy, Bryce (OG).....2014-16
 Kennedy, T. J. (T).....1973
 Kennel, Bob.....1956-57
 Kenney, Pat.....1970-72
 Key, Sam (LB).....1980-81
 Kidd-Glass, Tim (Saf).....2016
 Kiker, Adam (PK).....2001-03
 Kilpatrick, Tim (P).....1990-92
 Kilyk, Ted (RB).....1952-55

King, Carlos (FB).....1993-97
 King, Mark.....1986
 Kirkley, Lee.....1971
 Kirkman, Nolan (P).....1991
 Kirkpatrick.....1919-21
 Kirschner, Herbert.....1935-37
 Klebe, Jack (QB).....1967-68
 Kline, Garrett (OL).....2007
 Kling, Eric (LB).....1985-87
 King, Tucker (P/HLDR).....2005
 Knight, Lee (LB).....1988-91
 Knowles, Ricky (TE).....1974-76
 Knox, Tony.....1978
 Knudtson, Ryan (G).....1996-99
 Koehne, Chris (OL).....1978-81
 Kohl, Jack (T).....1977
 Korsnick, Pat (QB).....1970-72
 Koorisner, Scott (OL).....2000-02
 Kosilla, Steve.....1950-52
 Kosor, Ron (C).....1982-85
 Koszarsky, Tony (HB).....1961-63
 Krall, Ron (DB).....1960-62
 Kramer, Erik (QB).....1985-86
 Kriger, Bill.....1962
 Kroll, Dennis (TE).....1960-61
 Kruenger, Brian (DE).....1971-73
 Kudryan, Walt (C).....1961-62
 Kuh, Jeff (DT).....1998
 Kuhn, Markus (DE).....2007-08, 11
 Kukulinski, Nick (DT).....1992-93
 Kurilla, Joe (G).....1987
 Kushner, Matt (TE).....2006-07
 Kwiatkoski, Joe.....1941-42

L

Lacy, Nick (CB).....2015-16
 Lail, Randy (DT).....1972-74
 Lambe, Charlie.....1925-26
 Langston, Don (FB).....1952-54
 Lanoy, Rick.....1971
 Laraway, Ron (QB).....1980-82
 Lardino, Joe (OL).....2000-01
 Larsen, Ted (DT/C).....2006-09
 Lassiter, Gaither Calvin.....1925
 Lathan, Luke (C).....2004, 06-07
 Latta, Marc (CB).....1988-92
 Latusick, Bernie (RB).....1958-59
 Laureano, Jose (QB).....1995-96
 Lawrence, J. B.....1919-21
 Lawrence, John (T).....1957-59
 Lawrence, Mark (DT/G).....1993-96
 Lawrence, Reggie (WR).....1989-92
 Lawrence, Tyler (LB).....1990-93
 Lawson, Henry (OL).....2008-10
 Lawson, Larmont (RB).....1981-82
 Lawson, Manny (DE).....2002-05
 Lawson, Miller (TE).....1990-93
 Leach, Bill (T).....1984-86
 Leak, Eric (WR).....1997-00
 Learn, Rich.....1980
 Lee, Joseph.....1916-17
 Lee, Ronnie (DB).....1978-80
 Lee, William (LS).....2004-06
 Leffer, Adam (P).....2010
 Lefort, Romeo (DE).....1930-32
 LeFort, Henry.....1931-32
 LeGrande, Donnie (DB).....1978-81
 Lehr, Richard (T).....1972-74
 Leistikow, Dave (T).....1991
 Lemmons, Benny (DE).....1966-68
 Lemon, Michael (DE).....2009-10
 Lenhardt, John.....1943
 Leonard, Robbie (LB).....2006-08
 Leone, Tony (T).....1954-55
 Lepo, John.....1929
 Lester, Steve (DE).....1970-72
 Lewin, Sheldon (DT).....2002-03
 Lewis, Wayne (OL).....1967-69



David Merritt, who lettered at linebacker from 1989-92, has been an assistant coach for the New York Giants since 2004.

Lindner, Tom (C)..... 1975-77
Lisk, Jimmy (WR)..... 1967-68
Liverman, Dyron (DE)..... 2004
Liverman, Greg (FB)..... 2001
Locklear, Gavin (WR)..... 2015-16
Locklear, Sean (DE/OL)..... 2000-03
Lodge, Harry..... 1951-54
Logan, Fred..... 1924-26
Logan, Graham R..... 1923-25
Logo, Ricky (G)..... 1989-92
London, Tommy (DB)..... 1974-77
Loney, Ken (DB)..... 1981-83
Long, Chuck (G)..... 1980-82
Long, Ralph..... 1907-09
Longmire, Bobby (TE)..... 1980-82
Louis, Stephen (WR)..... 2014, 16
Loughlin, Tom (DT)..... 1996-97
Love, Chris (LS)..... 1993-94
Lowe, Jim (RB)..... 1986
Lowe, John (TE)..... 1954-56
Lowery, Patrick (LB)..... 2003-06
Lozier, Paul..... 1938
Lucas, Sterling (LB)..... 2009-10, 12
Lute, Dann (DE)..... 1978-81
Lyerly, Dustin (FB)..... 2006
Lykes, Dick..... 1903-04
Lyons, Corey (LB)..... 1998-00
Lyttle, B. J. (TE)..... 1974-75

M

MacDougal, James..... 1916-17
Madak, Bob..... 1943
Maddock, Jim..... 1944-49
Maddox, Andre (S)..... 2001-04
Maddox, Dwayne (LB)..... 2008, 11
Mageo, Natanu (DT)..... 2010
Maguire, Sean (LB/FB)..... 1990-93
Mahoney, Jake..... 1935-36
Major, Drea (CB)..... 1992-94
Mallan, Mike (FB)..... 1969
Mallard, Andy (LS)..... 1998-99
Mancini, Gerry..... 1960
Manior, Greg (FB)..... 1989-92
Manning, Edward B..... 1918
Manning, Stacy (FS)..... 1986-87
Manning, Terrell (LB)..... 2009-11
Mansfield, Shelby (RB)..... 1964-65
Maples, Jackson (PK)..... 2016
Maravich, Nick (T)..... 1960-61

Margerum, Jay..... 1956
Marinkov, George (RB)..... 1954-56
Mark, Lou..... 1935-37
Marko, John (DB)..... 1974
Marks, Andre (FB)..... 1979-82
Marocco, Frank (G)..... 1957-59
Marshall, Elijah (TE)..... 1974-77
Martell, Harry (TE)..... 1965-67
Martin, Bobby..... 1980
Martin, James (G)..... 1963-64
Martin, James II (LB) 2003, 05-07
Martin, John (C)..... 1948-50
Martin, Terrance (DL)..... 2001-02
Martinussen, Marty (P)..... 1982-84
Mason, Dean (QB)..... 1988
Mason, Leon (RB)..... 1966-68
Mass, Roger..... 1934-35
Massaro, Chuck (C)..... 1985-88
Mastrolia, Freddie..... 1937
Matheney, William..... 1936-38
Mathews, Greg (DT)..... 1980-82
Matier, Kevin (TB)..... 1993-96
Matlock, Matt..... 1930-31
Matt, Russell..... 1975
Mattes, R.J. (OT/G)..... 2009-12
Matthews, Skip (G)..... 1960-62
Mattox, Jay (LS)..... 1989-92
Maurer, Michael (LS)..... 2007-10
Mauro, Lou..... 1943
Mazgai, Ed (G)..... 1952-53
McAdoo, Charles..... 1922-23
McArthur, George..... 1949-51
McCall, Michael (OL)..... 2003
McCargo, John (DT)..... 2003-05
McCauley, Lamont (OL)..... 1994-95
McClendon, Jalan (QB)..... 2016
McCloud, Nick (CB)..... 2016
McCoy, Robert..... 1919-20
McCormick, William..... 1943
McCuller, Jerrail (OT)..... 2007-09
McCuiley, Lawrence..... 1932-4
McCurty, Cecil (TE)..... 1998
McDowell, Jack..... 1925-27
McDuffie, John (C)..... 1966-67
McGeorge, Jason (TE)..... 1994-96
McGill, T.Y. (DT)..... 2011-14
McIntosh, Joe (RB)..... 1981-84
McIver, John..... 1925
McKeen, Shea (DE)..... 2008

McKeever, Harrison (FB)..... 1954
McKeon, John (OL)..... 2003-05
McKever, Pharoah (DE/TE) 2014-16
McKnight, Steven (LB)..... 1993, 95
McLawhorn, Hank..... 1931-32
McLean, Robert..... 1969
McLean, Wayne (RB)..... 1978-80
McLendon, T.A. (TB)..... 2002-04
McLeod, Harry (RB)..... 1946-48
McMahon, Art (DB)..... 1965-67
McMurray, Andrew..... 1915-17
McNeil, Chris (DE)..... 1994-95
McQueen, Chaz (WR)..... 2011
McQuage, Bob..... 1930-32
McRorie, John (DB)..... 1982-84
McSwain, Roger (DT)..... 1970-71
Meadlock, Jim (FB)..... 1954-55
Meadows, Louie (RB)..... 1979-81
Meadows, Trae (Nickel)..... 2016
Means, Malcolm (CB)..... 2014
Mebane, Jeremy (WR)..... 2001
Medlin, Dan (DT)..... 1969-71
Melby, Steve (FB)..... 1987
Meier, Dan (DT)..... 1973-75
Melnik, Ron (LB)..... 1993, 95
Melton, Basil..... 1927-28
Merritt, David (LB)..... 1989-92
Metts, Carey (C)..... 1966-68
Meyers, Jakobi (WR)..... 2016
Michael, Bob (LB)..... 1974-77
Michel, Ray (LB)..... 2006-09
Micklem, Colbert (QB)..... 1954-56
Miketa, Don (TE)..... 1956-57
Milliken, Ryan (LB)..... 1993-94
Milinichik, Joe (T)..... 1982-85
Milinichik, Josh (DE)..... 2009
Miller, Albert (LB)..... 1984-85
Miller, Bill (DB)..... 1970-72
Miller, Brock (T)..... 1985-88
Miller, Danny (DB)..... 1976-77
Miller, Freddie (TE)..... 1946-48
Miller, Jerry (T)..... 1968-69
Miller, Joseph..... 1902-03
Miller, Mike (RB)..... 1955-56
Miller, Mike (DB)..... 1974-76
Miller, Mike (RB)..... 1982-85
Mills, Rudy (TE)..... 1986-88
Minyard, Kelly (T)..... 1957-59
Mitchell, Brandon (QB)..... 2013
Mitchell, Kevin (LB)..... 1996
Monago, John (DT)..... 1965-66
Monk, Jordan (DB)..... 2012
Montgomery, Don (TE)..... 1961-63
Montgomery, Shane (QB)..... 1987-89
Moody, Craig (DB)..... 2000-02
Moody, Darrell (QB)..... 1968-70
Moody, David (WR)..... 1976-77
Mooney, Ed (RB)..... 1948-50
Moore, Airius (LB)..... 2014-16
Moore, Bobby (QB)..... 1999-00
Moore, Chris (QB)..... 2005
Moore, Collice (T)..... 1959-60
Moore, Horace..... 1965
Moore, Jevon (SS)..... 2004
Moore, Mike (LB)..... 1991-94
Moore, Roger (FB)..... 1960-62
Moore, Terry..... 1978-80
Morehead, Jarius (SS)..... 2016
Morgan, Reuben..... 1940-41
Morgan, DaJuan (DB)..... 2005-07
Morgan, DeAndre (CB)..... 2007-09
Morgan, Maurice (WR)..... 2014-15
Morgan, Ricky..... 1976
Morhard, Chris (DB)..... 1982-83
Morris, Derek (OL)..... 2003-05
Morris, John..... 1960-61
Morris, Ricky (DB)..... 1984-85
Morris, Snoozie..... 1931-33

Morrow, Bill (DB)..... 1966-67
Morse, Tom..... 1948-49
Morton, Kent (G)..... 1960-61
Moser, Deoane..... 1942
Moser, Gary (FB)..... 1969-71
Moser, Taylor..... 1942-46
Moses, Renaldo (DE) 2002-03, 05
Moxley, William (G)..... 1980-83
Moyer, Chance (FB)..... 2002-04
Moyer, Jim..... 1951
Murphy, George..... 1936
Murphy, Seamus (C)..... 1994-97
Murray, Chris (WR)..... 2002
Murray, George..... 1915-17
Muse, Tom (P)..... 1990-92
Musser, Charley (G)..... 1947-49
Musser, Neal (LB)..... 1979-80

N

Nall, Mike (DB)..... 1976-79
Nardone, Mike (G)..... 1954-55
Neal, J.C. (DB)..... 2005-08
Neal, Leon (DB)..... 1902-03
Neal, Levin (CB)..... 2006
Nelms, Allen..... 1930-32
Nelson, Arnold (FB)..... 1958-59
Nelson, Jim (DE)..... 1970-72
Nelson, Monty (DT)..... 2013-16
Newby, James (OL)..... 2004-05-06
Newsome, James (C)..... 1991-93
Nicholas, Ed (OL)..... 1968-70
Nichols, Dakwa (RB)..... 2014-16
Nichols, Mike (LB)..... 1990-92
Nicholson, Alex (TE)..... 1988-91
Nicholson, John..... 1950-51
Nicholson, N.B. 1925-27
Nicholson, Nick..... 1926-28
Nicholson, Riley (LB)..... 2015-16
Nicholson, Russ..... 1935-36
Nixon, Glenn R (T)..... 1952-53
Noel, Rodman (LB)..... 2011-14
Noggle, Charlie (QB)..... 1965-66
Norman, Art (DE)..... 2011-13
Norris, John..... 1969-70-71
Novick, Walt..... 1936-38
Nyce, Jeff (C)..... 1980-82
Nyce, Ken..... 1959

O

O'Connor, Devin (TE)..... 2013-14
Oddo, Jim (C)..... 1955-57
Odom, Dave (TE)..... 1956
O'Doherty, Brian (DT)..... 1977-79
O'Hara, Paul (RB)..... 1951-52
Ojo, Yorni (OL)..... 2007
Olive, Ricky (DT)..... 1977
O'Neal, Andreas (DT)..... 1989-92
O'Rourke, Jim..... 1948-51
Osborne, Matt (PK)..... 1992
Outen, Bill..... 1927-28
Outlaw, Mimi (OL)..... 1977-81
Overcash, Oscar (C)..... 1961-63
Overgaard, Mikel (OT)..... 2011
Owens, Dennis (DT)..... 1978-81
Owens, Frank..... 1939-42
Owens, Mike (DE)..... 1977-78

P

Page, Joey (OL)..... 1984-87
Palandrani, Fran (T)..... 1956-61
Palmer, Leslie..... 1946-47
Palmer, Tobais (WR)..... 2011-12
Pannell, William (LB)..... 1998-99
Parham, Greg (P)..... 1983
Park, Thomas N..... 1922
Parker, Roger (G)..... 1977-78
Parker, Steve (T)..... 1962-64

Paroli, Bob (T)..... 1951-57
Parrish, Kirk (T/C/TE)..... 1988-91
Passingham, Kent (PK)..... 1998-00
Patterson, Julius (DB)..... 1999-02
Patterson, Lateef (DT)..... 1995-96
Paul, Sean (CB)..... 2013, 16
Paul, Trey (TE)..... 1989
Paulsen, Jed (C)..... 2001-04
Pavlovsky, Andy..... 1936-39
Payne, Brook (OL)..... 2001
Payton, Quintin (WR)..... 2011-13
Peacock, Dick..... 1946-47
Pearce, Grafton..... 1943
Peebles, Danny (TE)..... 1985-88
Peek, Michael (LB)..... 2011
Pelshak, Mark (LB)..... 2000
Pegram, Benny (LB)..... 1982-84
Pepi, Bob (TE)..... 1956-58
Perkins, Samuel..... 1904-05
Perry, Jason (FS)..... 1995-98
Perry, Ken..... 1979
Peters, Eugene (TE)..... 1985-88
Peterson, Bryan (WR)..... 1999-02
Peterson, John (FB)..... 1981-83
Phelps, Randy (TE)..... 1980
Phillips, Al..... 1939, 46-47
Phillips, Arthur..... 1912-14
Phillips, Bill (OL)..... 1969-70
Phillips, Freddie (CB)..... 2016
Phillips, Raymond (DE)..... 1982-85
Philman, Mack..... 1943
Picquet, Dubie (FS)..... 1987-88
Pierce, Hugh (G)..... 1951-54
Pierson, Nat..... 1920-21
Pierson, Bradley (P)..... 2007-08
Piloseno, Danny..... 1935-37
Pilz, Robert (DB)..... 1971-73
Pinkney, Loren (LB)..... 1990-93
Pittman, Brandon (LB)..... 2012-14
Piurkoski, Phil (OL)..... 1981
Pizzurro, Joe..... 1943
Plyler, Robert..... 1913-14
Poag, Preston (QB/P)..... 1987-90
Podwika, Ron (RB)..... 1957-59
Pokrant, Rich (G)..... 1986-90
Pokrant, Steve (T)..... 1990
Polk, Morgon..... 1928
Pollard, Roger (LB)..... 2000-03
Poole, Calvin..... 1980
Poole, Eddie (DB)..... 1973-75
Poole, Reggie (OL)..... 2000
Potts, Ted (RB)..... 1950-52
Poulos, George (LB)..... 1977
Powell, Pat (G)..... 1963
Powell, William (DT)..... 1981-82
Powell, Zach (DB)..... 2011
Pratt, Germaine (S)..... 2014-15
Prescod, Terronne (OG)..... 2015-16
Pressley, Demario (DT)..... 2004-07
Price, C. M. (T)..... 1952-55
Price, Sean (DE)..... 2001-02
Primanti, Marc (PK)..... 1995-96
Prince, Wally (FB)..... 1956-57
Proctor, Van (SS)..... 2006
Prongay, Tom (DT)..... 1974-77
Pruitt, Carlos (LB)..... 1992-94
Puckett, Harry (G)..... 1960-62
Purcell, Andrew (LB)..... 2000-03
Purcell, Gus (C)..... 1983-86
Purvis, Tyler (FB)..... 2012-14

Q

Quash, Sterling (T)..... 1984-87
Quick, Mike (TE)..... 1978-81
Quick, Orrick (LB)..... 2006

R

Rafferty, Ian (OG)..... 1995-98

Ramos, Jumichael (WR)..... 2013-15
Ramseur, Tim (LB)..... 1996-97
Ramsey, Curtis..... 1939-41, 46
Rand, Bus..... 1915
Raneri, Sam (C)..... 1960-61
Rankin, Steve (DT)..... 1985
Rattlelade, Julian..... 1943-45
Ray, Buster (WR)..... 1975-78
Ray, Chad (QB)..... 1994
Raymond, John (LB)..... 2007
Read, Finley..... 1958
Rearick, Bill (G)..... 1956-58
Redd, Rodney (SS/CB)..... 1995-98
Redding, Raymond..... 1932-34
Redfern, Andrew (OL)..... 2007
Redmond, Jonathan (OL) 1992-95
Redmond, Kenneth (C)..... 1992-95
Rees, Jim..... 1946-47
Reeves, Carl (DT)..... 1991-94
Regdon, Alex..... 1934-36
Reid, Ed (LB)..... 1987-89
Reid, Lamont (CB)..... 2001-04
Reid, Mike (SS/CB)..... 1989-92
Reid, Paul..... 1968
Rein, Curtis (TE)..... 1978-80
Remmy, Ernest..... 1922
Retter, W. H..... 1938-39
Rex, Ray..... 1932-34
Reynolds, Dick (T)..... 1958-60
Rhoden, Danny..... 1974
Rice, Alex (OL)..... 1998, 2000
Rice, Clyde..... 1926
Richards, A. V. (OL)..... 1981-84
Richardson, Frank..... 1949
Richardson, Johnny (WR)..... 1975
Richardson, Will (OT)..... 2015-16
Richkus, Charlie..... 1944-47
Riddle, Charlie..... 1941-42
Riddle, Tommy..... 1942
Riddick, Eric (FS/SS)..... 1996-98
Riden, Percy (T)..... 1954
Ridenhour, Peanut..... 1928
Rieskamp, Jeff (DE)..... 2008, 10
Riggs, Shane (OL)..... 2000-02
Riley, Jesse (DB)..... 2009
Riley, Tyrone (DE)..... 2016
Ripple, John (T)..... 1917-20
Rissler, Jon (DE/LB)..... 1992-95
Ritcher, Jim (C)..... 1976-79
Ritcher, John (TE)..... 2002-05
Ritter, Nathan (PK)..... 1978-80
Rivers, Philip (QB)..... 2000-03
Robbins, Dud..... 1940-41
Roberson, Cleve..... 1980
Roberson, D. A..... 1910
Roberts, Dave (DB)..... 1974-75
Roberts, Derek (FB)..... 1996-00
Robinson, Ernie (LB)..... 2014-15
Robinson, Everett..... 1935-36
Robinson, Joe (DB)..... 1973-74
Robinson, Koren (WR)..... 1999-00
Robinson, Ray (TB)..... 1998-01
Robson, Chad (PK)..... 1993-94
Rodgers, Dave (FB)..... 1968-70
Rodri, Joe (G)..... 1956-58
Romanowsky, Tony (DE)..... 1948-50
Rooney, Artie..... 1936-39
Rose, Bud..... 1929-31
Rose, Mike (DE)..... 2012-15
Roseboro, Chris (SS)..... 1996
Roseboro, Darian (DE)..... 2015-16
Ross, Paul..... 1981
Rossi, Jim (QB)..... 1962-63
Rothgeb, Bret..... 1986
Rowe, Gary (HB)..... 1964-66
Roxburgh, Brian (FB)..... 1988-89
Roy, Roscoe A..... 1932-34
Royal, Dexter (LB)..... 1987-90



Royer, Bob (C).....1961
 Ruiz, Jeff (P).....2009-10
 Rummage, Steve (DE).....1968-70
 Rumph, Lerue (LB).....2005-07
 Rushing, Mitch (OL).....1982-83
 Russell, Kevin (CB).....1994-97
 Russell, Rusty (WR).....1998
 Russell, Troy (TE).....1986-87
 Ryneska, Joseph.....1934-36

S

Sabol, Steve (C).....1933-35
 Sabolyk, Bobby.....1937-39
 Sade, Niklas.....2011-14
 Sakas, George.....1943-44
 Sales, Tony (DT).....1992-93
 Salmon, Craig (P/PK).....1984-85, 87
 Salahuddin, M.J. (LB).....2012-13, 15
 Salley, Steve (FB).....1986-88
 Samuels, Jaylen (FB/TE).....2014-16
 Sandello, Ralph (DB).....1979-80
 Sanders, Brandon (C).....2002-03
 Sands, Kenneth.....1937-38
 Santee, Shad (TE).....1988-91
 Santos, Alex (OL).....1996-99
 Sarik, Dan (C).....1969-71
 Sasser, Glenn (T).....1962-64
 Saul, Gary (TE).....1970-71
 Saulnier, Steve (G).....1981-83
 Saunders, Hal (C).....1946-49
 Sauderson, John (G).....1970-71
 Savage, Jack.....1958
 Savage, Sebastian (CB).....1989-92
 Savini, John.....1938-39
 Scanlon, Kevin (QB).....1976
 Scarpa, John.....1944-45
 Scarpatti, Joe (RB).....1961-63
 Scelfo, Joe (CB).....2016
 Schacht, Walter.....1948-51
 Schafer, Jack.....1963
 Schooley, Quinton (C).....2013-15
 Schultz, Lenny (G).....1984-87
 Schultz, Ryan (TE/C).....1990-93
 Schwerdt, Joseph J.....1935-37
 Scott, Miguel (DB).....2005-07
 Scott, Tony (DB).....1996-99
 Seawell, Henry.....1924-25
 Seehorn, Monte (RB).....1954
 Seaman, Mike (TE).....1992
 Seese, Pete.....1959
 Seifert, David.....1908-11
 Seitz, Rudolph.....1930-32
 Senneca, Sam (DT).....1972-74
 Senter, Russell L.....1941-42
 Serfass, Tom (G).....1973-75
 Sermon, R.R.....1925-28
 Sessoms, Josh (S).....2014-16
 Sewell, Ron (PK).....1972-73
 Shaffer, Jake (T).....1959
 Shamsid-Dean, Hassan (CB).....1995-97
 Sharp, Paul (FB).....1969-70
 Sharpe, O'Deal.....1930-31
 Shavis, Larry (T).....1974-76
 Shavlik, Dean.....1982-83
 Shaw, Arnold.....1904-05
 Shaw, Aubrey (RB).....1989-92
 Shaw, Bruce (QB).....1971-73
 Shaw, Mark (DT).....1983-84
 Shearer, Dondi (DE).....1975-77
 Sheesley, Ken (LB).....1972-73
 Sheets, Harloe.....1946
 Shelton, David (DT).....1979-82
 Sherrill, Fred.....1978
 Sherrill, Jay (PK).....1975-77
 Sherrill, Rodney (FB).....1992
 Sherron, Jim (G).....1957-58
 Shimp, Kirby (LB).....1973

Shuford, G. W.....1926
 Shuford, W. P.....1926
 Siegfried, Tom (DB).....1970-72
 Silver, Coon.....1930-31
 Simmons, Jimmual (S).....2008
 Simmons, Tramayne (TE).....1997-00
 Simon, Clayton (DE).....1994-98
 Simon, Roland (TE).....1948-50
 Simpson, Golden (G).....1963-64
 Sims, Donnie (FB).....1988-89
 Singletary, Reggie (DE).....1982-85
 Singleton, Graham (G).....1959-61
 Sisto, Frank (C).....1978-80
 Sitterle, Allen (T).....1971-73
 Skarry, Robert.....1918-20
 Skosnik, Ron.....1964
 Slavin, Grant (LB).....1986-87
 Slay, Brian (DT).....2010-12
 Sloan, Norman.....1950
 Smart, Charley.....1938-39
 Smith, Billy.....1946
 Smith, Bob (FB).....1948
 Smith, Corey (DE).....1998-01
 Smith, Ogden (TE).....1995-98
 Smith, Edrick (DE).....1998-00
 Smith, George (OL).....1969-71
 Smith, Jay (WR).....2009-11
 Smith, Jim (DB).....1969-70
 Smith, Jimmy.....1950-51
 Smith, Johnny (G).....1984-86
 Smith, Mark (QB/LB/DB).....1985-87
 Smith, Ogden (RB).....1947-50
 Smith, Rashard (WR/CB).....2011-13
 Smith, Robert (G).....1964-65
 Smith, Scott (QB).....1978-79
 Smith, Tyler (DT).....2014
 Smith-Williams, James (DE).....2016
 Smothers, Odell.....1934-36
 Snow, Silas (G).....1962-64
 Sobeck, John.....1943
 Sokalsky, Pete.....1965-67
 Solonowski, Andy (OL).....1968-70
 Sommerell, E.W.....1921-23
 Sowirka, Pete.....1968-70
 Span, Fred (WR).....2005
 Spangler, Lloyd (OL).....1965-67
 Spence, Graham.....1946
 Spencer, Owen (WR).....2008-10
 Spikes, Rahshon (RB).....1996-99
 Spivey, Henry (T).....1952-56
 Spritz, Dick (FB).....1951-52
 Stafford, Talmage.....1909-11
 Stanko, John.....1932-34
 Stanley, Josh (DB).....2012-13
 Stanton, Bill.....1945-47
 Stanton, Jack.....1959-60
 Stanton, John (OL).....1976-79
 Staton, Jerome (FB).....1985
 Starodub, Rich (OL).....1969-70
 Stec, John (OL).....1965-66
 Steele, Greg (G).....1981-83
 Stephens, Ken.....1934
 Stephens, S.F.....1908
 Stephens, Tremayne (RB).....1994-97
 Stephens, Victor (FS).....2000-03
 Stephenson, Wil (PK).....2015
 Stevens, Frank (C).....1986-87
 Stevens, Ken.....1931-34
 Stevens, Mike (CB).....2014-16
 Stewart, Earl.....1939-41
 Stillwell, Marion.....1940-43
 Stocker, Manny (RB).....2012
 Stone, Chuck (G).....1978-79
 Stone, Fred (LB).....1985-88
 Stone, K.J. (RB).....2015-16
 Stone, Marcus (QB/TE).....2004-07
 Stout, David.....1963

Stout, Mack.....1929-31
 Stoner, Marty (WR).....2010
 Stowe, Jim (TE).....1974-76
 Streets, Rashad (DT).....1997-98
 Street, Kentavius (DE/DT).....2014-16
 Stringer, Ralph (FB).....1973-75, 77
 Strong, William (CB).....1991-94
 Stroud, John.....1906-07
 Stroup, Howell.....1939-41
 Stroupe, Milo.....1929-31
 Strum, Jeff (G).....1984-87
 Stultz, Mike (DB).....1971-73
 Suda, George.....1951
 Sullivan, Bill (G).....1961-63
 Sullivan, Dwight (FB).....1979-81
 Sullivan, Mickey.....1938-39
 Summerall, Eugene.....1926
 Sutton, Buck.....1943
 Sutton, Jimmie III (CB).....2005-07
 Swart, James.....1950-51
 Swartzberg, Fred.....1943-44
 Sweezy, J.R. (DE).....2009-11
 Sykes, Hiram.....1946
 Sykes, Vance.....1904-06
 Symonds, Toby.....1989-90
 Szikszai, Jimmy (PK).....1992-93
 Szuchan, John (T).....1954-56

T

Talbert, Anthony (TE).....2011-12
 Tapp, Jim (TE).....1958-60
 Tatum, Jess.....1935-37
 Tatum John.....1938
 Tayloe, Charles (TE).....1965-66
 Taylor, Al (RB).....1959-61
 Taylor, Derrick (CB).....1984-86
 Taylor, Eric (OL).....1990-93
 Taylor, Josh (QB).....2016
 Taylor, Shantay (FS).....1999
 Teague, Pat (LB).....1983-86
 Teague, Eddie.....1942
 Teal, Thomas (DT).....2012-14
 Tedder, Corey (LS).....2007-10
 Teel, Shan (TE).....1989
 Teer, Bill (LB).....1952-54
 Tencick, John.....1949-50
 Tharp, Marvin (OL).....1967-69
 Thomas, Arthur.....1923-25
 Thomas, Mark (DT).....1988-91
 Thomas, Mark (TE).....1994-97
 Thomas, Patrick (LB).....2001-04
 Thomas, Pete (QB).....2012
 Thompson, Bill.....1947-49
 Thompson, Dick.....1936
 Thompson, Frank.....1906-09
 Thompson, Gil.....1937-38
 Thompson, Hal.....1943
 Thompson, John (DE).....1951-53
 Thompson, Mickey.....1938-39
 Thompson, Scott (SN).....2011-14
 Thompson, Tony (RB).....1996-98
 Thornton, Shadrach (RB).....2012-14
 Threatt, Pat (DT).....1990-93
 Thuney, Joe (C).....2012-15
 Tocho, Jack (CB).....2013-16
 Tofaute, Tom.....1948-51
 Tokar, Francis (G).....1955-57
 Tonn, Dick (C).....1954-55
 Tope, Charles (DE).....1967-68
 Topinka, Jerry.....1963
 Tortu, Chris (DT).....1994-95
 Traylor, Don.....1937-39
 Trowbridge, Ken (RB).....1957-58
 Trowell, Maurice (WR).....2015-16
 Tull, Reid.....1904-05
 Tulloch, Stephen (LB).....2003-05

Turbyfill, Gerald (T).....1944-49
 Turks, Kevin (LB).....1995-98
 Turner, Howard.....1943-46
 Turner, Rae (TE).....1948-49
 Turner, Ricky (FS).....1989-92
 Turner, Tim (OL).....2000-01
 Turner, William (WR).....1989-90
 Tu'uta, John (OG).....2016
 Tyler, DeMarcus "Tank" (DT).....2003-06

U

Underwood, Bryan (WR).....2011-14
 Underwood, Curtis (HB).....2011
 Urgovitch, Ken (T).....1952-54

V

Valaer, Peter.....1902-06
 Valdes-Scantling, Marques (WR).....2013-14
 Vanderveer, Andy (TE).....1999-01
 Van Glann, John.....1907
 Vann, Al.....1929-30
 Varn, Todd (FB).....1986-89
 Vaughan, Fred.....1928
 Vermiglio, Jake (OT).....2007-10
 Vickers, Billy Ray (RB).....1976-79
 Vincent, Troy Jr. (CB).....2014-15
 Videtich, Steve (PK).....1991-94
 Vinson, Ferdinandus (FS/CB).....1987-90
 Vitek, Steve.....1956-57
 Vivino, Dave (C).....1954
 Vlachos, Bill.....1970
 Vogt, Avery (LB).....2006
 Vollmar, George (TE).....1958-60

W

Wachtel, Chuck (T).....1961-63
 Wade, Scott.....1975-76
 Wagner, Bill.....1918
 Wagner, William.....1915-17
 Wagnor, Fred.....1941-42, 46-47
 Wagoner, Jew.....1916-17
 Wagoner, John.....1941-42, 46
 Walker, Darwin.....1995
 Walker, Greg (LB).....1974-75
 Walker, James (FS).....1993-95
 Walker, James (WR).....2000
 Walker, Javon (S).....2007
 Walker, Van (DB).....1969-71
 Walker, Willie (DB).....1983
 Wall, Bryan (LB).....1970-72
 Wall, Ricky (WR).....1982-84
 Wallace, Andrew (OL).....2009-10, 12
 Wallis, Sam.....1924
 Walsh, Chris (SS).....1990
 Walters, Dave.....1972
 Ward, Todd (C).....1990-93
 Ware, John (LB).....2007
 Warren, Bob.....1926-28
 Warren, Calvin (P).....1980-81
 Warren, Gerald (PK).....1967-68
 Warren, Steve (OL).....1965-67
 Washington, Bobby (RB).....2004
 Washington, Dewayne (CB).....1990-93
 Washington, J.J. (CB).....2000-02
 Washington, James (HB).....2010-12
 Washington, Richard (WR).....2003-04
 Watson, Asa (TE).....2010, 12-13
 Watts, Bernie (G).....1946-49
 Watts, Dick.....1939-41
 Weathers, H. Carol.....1919-20
 Weathers, Herbert.....1919-21
 Weir, Keegan (C).....1998-01
 Wentz, Camden (C).....2010-12
 Wescoe, Kyle (LB).....1975-78
 Webster, Alex (RB).....1950-52
 West, Eddie (QB).....1952-55
 West, Forrest (DE).....2012-13

Westfall, Wendal.....1944
 Wheeler, Richard (DB).....1975-76
 Whitaker, Horace (LB).....1974
 Whitaker, Toxey.....1920-22
 White, Clayton (LB).....1997-00
 White, Matt (OL).....2007-08
 White, William.....1925-26
 Whitley, Dee (WR).....1979-81
 Whitley, Heber (T).....1970-72
 Whitley, Jack.....1968-70
 Whitman, Gary (TE).....1965-66
 Whittaker, Paul (TE).....2001
 Whitted, Alvis (WR).....1994-97
 Wiggin, Norman.....1940-41
 Wilder, Bert (T).....1961-63
 Wilfong, Shawn.....1999
 Wilks, Mark (DE).....1971-73
 Williams, Bennett (G).....1962-64
 Williams, Brian (CB).....1998-01
 Williams, Chris (RB).....1987-91
 Williams, Ellis (LB).....1983
 Williams, Eric (DB).....1978-79, 80-82
 Williams, George (DT).....1994-97
 Williams, Greg (DB).....1966-67
 Williams, Greg (RB).....1983
 Williams, Jarvis (WR).....2007-10
 Williams, Julian (OG/OT).....2007-08
 Williams, Mac.....1940-41
 Williams, Macon.....1922-24
 Williams, Mario (DE).....2003-05
 Williams, Matt (CB).....1989
 Williams, Perry (DB).....1980-82
 Williams, T.J. (TE).....2002-04
 Willis, Harvey (TE).....1971-73
 Willis, Keith (DT).....2008
 Wilson, Adrian (S).....1998-00
 Wilson, Arthur.....1904-06
 Wilson, Barrett D.....1941-42
 Wilson, C.J. (CB).....2009-12
 Wilson, Don (DB).....1931-33
 Wilson, Don (DB).....1982-83
 Wilson, John.....1970
 Wilson, Russell (QB).....2008-10
 Wilson, Scott (LB/QB).....1983-87
 Wilson, Stauber (LB).....1970-72
 Wilson, Woodrow (DB).....1976-79
 Wiltz, Aaron (OL).....2016
 Wimsatt, Drew (DE).....2001-02
 Windley, Bill.....1938-39
 Wingate, Ashley (OL).....2002-03
 Winkles, Logan (FB).....2011-12
 Winstead, Kent (OL/DT).....1984-87
 Winston, H.E.....1915
 Wojcicki, Ron (FB).....1959-60
 Wolfer, Bob.....1961
 Wolff, Earl (DB).....2009-12
 Woods, Heath (T).....1993-94
 Woods, Michael (LB).....1987
 Woods, Scott (T).....1990-94
 Woody, Tim.....1981
 Worst, Bobby.....1944-45
 Worth, R. Barnes.....1932-35
 Wortham, Justin (OL).....2003
 Worthen, Nasrallah (WR).....1984-88
 Wood, Roy.....1963
 Wooden, Warren.....1936-37
 Wray, Andre (DT).....1997
 Wright, Dexter (S).....2015-16
 Wright, Dravious (S).....2013-16
 Wright, Littleton (DE).....2006-07
 Wright, Mike.....1981
 Wright, Willie (TE).....2000-01
 Wyche, Damon (DB).....1994-97
 Wyland, Bill (FB).....1965-66

X

Xander, Craig (DE).....1973

Y

Yeates, Harvey (FB).....1950-52
 Yoest, Bill (G).....1970-73
 Young, Cam (QB).....1986
 Young, Charley (FB).....1971-73
 Young, Chris (QB).....2002-04
 Young, Danny (LS).....2000-03
 Young, Keith (SS).....1985-86
 Young, Robert C.....1913-16, 19-20
 Young, Willie (DE).....2006-09
 Yount, Gary (CB).....1967-69

Z

Zick, William.....1943
 Zickerfoose, Mendal.....1944
 Zori, Milan.....1932-34
 Zubaty, John (RB).....1954-55

VS. ALL COMPETITION



Team	First	Meeting Last	Home W-L-T	Away W-L-T	Neutral W-L-T	Total W-L-T	Manhattan	1935	1938	0-0-0	1-3-0	0-0-0	1-3-0
Akron	2006	2006	0-1-0	0-0-0	0-0-0	0-1-0	Marshall	1991	1995	3-0-0	0-0-0	0-0-0	3-0-0
Alabama	1938	1996	0-1-0	0-4-0	0-0-0	0-5-0	Maryland	1909	2013	18-16-3	14-17-1	1-0-0	33-33-4
Appalachian State	1932	2006	6-0-0	0-0-0	0-0-0	6-0-0	Maryland Athletic	1909	1909	0-0-0	1-0-0	0-0-0	1-0-0
Arizona	1989	1989	0-0-0	0-0-0	0-1-0	0-1-0	Maryville	1909	1909	1-0-0	0-0-0	0-0-0	1-0-0
Arizona State	1960	1974	0-0-0	1-1-0	0-0-0	1-1-0	Massachusetts	2002	2002	1-0-0	0-0-0	0-0-0	1-0-0
Arkansas State	2000	2000	1-0-0	0-0-0	0-0-0	1-0-0	Miami (FL)	1939	2016	1-3-0	4-5-1	0-1-0	5-9-1
Army	1953	1953	0-0-0	0-1-0	0-0-0	0-1-0	Michigan	1993	1993	0-0-0	0-0-0	0-1-0	0-1-0
Auburn	1977	1979	0-0-0	1-1-0	0-0-0	1-1-0	Michigan State	1928	1976	1-0-1	0-4-0	0-0-0	1-4-1
Baylor	1995	1998	0-1-0	0-1-0	0-0-0	0-2-0	Middle Tenn. St.	1989	2005	2-0-0	0-0-0	0-0-0	2-0-0
•Bingham Asheville	1899	1899	0-0-0	1-0-0	0-0-0	1-0-0	Milligan	1944	1945	2-0-0	0-0-0	0-0-0	2-0-0
Boston College	1936	2016	3-3-0	2-6-0	0-0-0	5-9-0	Minnesota	2000	2000	0-0-0	0-0-0	1-0-0	1-0-0
Boston University	1955	1955	0-0-0	1-0-0	0-0-0	1-0-0	Mississippi State	1930	2015	1-1-0	1-0-0	1-2-0	3-3-0
Bowling Green	1994	1994	1-0-0	0-0-0	0-0-0	1-0-0	Murray State	2009	2009	1-0-0	0-0-0	0-0-0	1-0-0
Bucknell	1911	1911	1-0-0	0-0-0	0-0-0	1-0-0	•Navy	1911	2002	0-1-0	1-3-0	1-0-0	3-6-0
Buffalo	1967	1967	1-0-0	0-0-0	0-0-0	1-0-0	Nebraska	1962	1973	0-0-0	0-2-0	0-0-0	0-2-0
Camp Davis	1943	1943	0-0-0	0-1-0	0-0-0	0-1-0	New Mexico	2002	2002	1-0-0	0-0-0	0-0-0	1-0-0
Carnegie Tech	1938	1938	0-1-0	0-0-0	0-0-0	0-1-0	Newberry	1941	1941	1-0-0	0-0-0	0-0-0	1-0-0
Catawba	1933	1951	4-0-0	0-0-0	0-0-0	4-0-0	Newport News	1943	1943	1-0-0	0-0-0	0-0-0	1-0-0
Catholic University	1931	1936	0-1-0	0-2-0	0-0-0	0-3-0	North Carolina	1894	2016	14-29-4	20-35-2	0-2-0	34-66-6
Central Florida	2007	2014	0-1-0	1-0-0	1-0-0	2-1-0	N.C. All-Stars	1907	1907	0-0-1	0-0-0	0-0-0	0-0-1
Central Michigan	2011	2013	2-0-0	0-0-0	0-0-0	2-0-0	N.C. Pre-Flight	1942	1943	0-2-0	0-0-0	0-0-0	0-2-0
Chattanooga	1947	1948	1-0-0	1-0-0	0-0-0	2-0-0	Northern Illinois	1997	1997	1-0-0	0-0-0	0-0-0	1-0-0
Cincinnati	2010	2011	1-0-0	0-1-0	0-0-0	1-1-0	Notre Dame	2002	2016	1-0-0	0-0-0	1-0-0	2-0-0
The Citadel	1937	2012	4-0-0	0-0-0	1-0-0	5-0-0	Ohio	1984	2001	3-0-0	0-0-0	0-0-0	3-0-0
Clemson	1899	2016	16-20-0	11-25-0	1-11-1	28-56-1	Ohio State	2003	2004	0-1-0	0-1-0	0-0-0	0-2-0
Connecticut	2003	2012	1-0-0	0-1-0	0-0-0	2-0-0	Oklahoma	1946	1968	0-0-0	0-1-0	0-1-0	0-2-0
•D.M.I.	1903	1903	1-0-0	0-0-0	0-0-0	1-0-0	Old Dominion	2014	2016	2-0-0	1-0-0	0-0-0	3-0-0
•Davidson	1897	1953	10-4-1	11-2-1	7-2-3	30-9-6	Penn State	1920	1982	1-4-0	1-13-0	0-0-0	2-17-0
Dayton	1956	1956	0-0-0	1-0-0	0-0-0	1-0-0	Pittsburgh	1952	2009	2-0-1	0-4-0	1-1-0	3-5-1
Detroit	1938	1938	0-1-0	0-0-0	0-0-0	0-1-0	Presbyterian	1930	2014	1-0-0	0-1-0	0-0-0	1-1-0
Duke	1924	2013	20-17-4	16-24-1	0-0-0	36-41-5	Purdue	1993	1996	1-0-0	0-1-0	0-0-0	1-1-0
Duquesne	1939	1948	0-1-0	1-0-0	0-0-0	1-1-0	Raleigh Academy	1892	1893	2-0-0	0-0-0	0-0-0	2-0-0
East Carolina	1970	2016	14-8-0	1-3-0	1-2-0	16-13-0	Randolph-Macon	1906	1922	4-0-0	0-0-0	0-0-0	4-0-0
East Tennessee St.	1987	2002	2-1-0	0-0-0	0-0-0	2-1-0	Richmond	1895	2013	13-0-1	5-1-0	0-0-0	18-1-1
•Eastern	1910	1910	1-0-0	0-0-0	0-0-0	1-0-0	Roanoke	1907	1932	6-0-1	0-0-0	0-0-0	6-0-1
Eastern Kentucky	2005	2015	2-0-0	0-0-0	0-0-0	2-0-0	Rutgers	2008	2008	0-0-0	0-0-0	0-1-0	0-1-0
Elon	1926	1936	4-0-0	0-0-0	0-0-0	4-0-0	St. Alban's	1902	1902	0-0-0	1-0-0	0-0-0	1-0-0
Florida	1927	1992	1-3-1	0-3-0	3-3-0	4-9-1	South Alabama	2011	2015	2-0-0	1-0-0	0-0-0	3-0-0
Florida State	1952	2016	7-11-0	4-15-0	0-0-0	11-26-0	South Carolina	1900	2009	16-8-3	10-19-1	0-0-0	26-27-4
Furman	1902	1985	2-7-1	2-1-3	0-0-0	4-8-4	South Florida	2005	2014	0-1-0	1-0-0	1-0-0	2-1-0
•Gallaudet	1915	1915				1-0-0	Southern Methodist	1968	2001	1-0-0	1-1-0	0-0-0	2-1-0
Gardner-Webb	2009	2009	1-0-0	0-0-0	0-0-0	1-0-0	Southern Miss.	1958	2006	1-0-0	2-1-0	2-4-0	5-5-0
•Georgetown	1908	1942	1-2-0	1-2-0		2-6-2	Syracuse	1972	2016	4-1-0	5-0-0	0-0-0	9-1-0
George Washington	1952	1953	0-1-0	0-1-0	0-0-0	0-2-0	Tennessee	1893	2012	2-1-0	0-0-0	0-1-0	2-2-0
Georgia	1933	1973	0-2-0	0-4-1	1-0-0	1-6-1	Texas	1999	1999	0-0-0	1-0-0	0-0-0	1-0-0
Georgia Southern	2014	2014	1-0-0	0-0-0	0-0-0	1-0-0	Texas Tech	1952	2003	2-0-0	2-1-0	0-0-0	4-1-0
Georgia Tech	1918	2014	6-9-0	4-10-0	0-0-0	10-19-0	Troy	2015	2015	1-0-0	0-0-0	0-0-0	1-0-0
Greenville Air Base	1943	1943	1-0-0	0-0-0	0-0-0	1-0-0	Tulane	1970	1970	0-0-0	0-1-0	0-0-0	0-1-0
Guilford	1896	1919	6-1-0	1-0-0	0-0-0	7-1-0	UCLA	1959	1960	0-0-0	0-2-0	0-0-0	0-2-0
Hampton Roads	1919	1919	1-0-0	0-0-0	0-0-0	1-0-0	USS Franklin	1909	1913	4-0-0	0-0-0	0-0-0	4-0-0
High Point	1930	1930	1-0-0	0-0-0	0-0-0	1-0-0	Vanderbilt	1946	2016	0-0-0	0-1-0	1-1-0	1-2-0
Holy Cross	1942	1942	0-0-0	0-1-0	0-0-0	0-1-0	Villanova	1910	1955	0-1-1	1-2-0	0-0-0	1-3-1
Houston	1967	1974	0-1-0	1-0-1	0-0-0	1-1-1	Virginia	1904	2012	16-7-0	15-12-1	3-1-0	34-22-1
Indiana	1975	2001	2-0-0	2-0-0	0-0-0	4-0-0	•Va. Medical College	1912	1913	2-0-0	0-0-0	0-0-0	2-0-0
Iowa	1965	1992	0-0-0	1-0-0	2-0-0	3-0-0	Virginia Military Institute	1895	1946	2-3-1	2-3-0	1-6-1	5-12-2
Iowa State	1977	1977	0-0-0	0-0-0	1-0-0	1-0-0	Virginia Tech	1900	2015	7-4-1	3-10-2	8-13-1	18-27-4
Kansas	1973	2003	0-0-0	0-0-0	2-0-0	2-0-0	Wake Forest	1895	2016	44-21-5	22-17-1	0-0-0	66-38-6
Kent State	1971	1991	2-1-0	0-0-0	0-0-0	2-1-0	•Washington & Lee	1905	1925	2-7-0	2-4-0	0-1-0	5-11-1
Kentucky	1903	1909	1-1-0	0-0-0	0-0-0	1-1-0	Western Carolina	1986	2010	6-0-0	0-0-0	0-0-0	6-0-0
Liberty	2011	2011	1-0-0	0-0-0	0-0-0	1-0-0	West Virginia	1914	2010	2-4-0	1-0-0	2-1-0	5-5-0
Lenoir-Rhyne	1926	1926	1-0-0	0-0-0	0-0-0	1-0-0	•William & Mary	1906	2016	6-4-0	1-4-0	2-1-0	13-8-0
Louisiana Tech	2013	2013	1-0-0	0-0-0	0-0-0	1-0-0	Wofford	1920	2007	2-0-0	0-0-0	0-0-0	2-0-0
Louisville	1951	2016	0-2-0	0-4-0	1-0-0	1-6-0	Wyoming	1959	1961	0-1-0	0-1-0	0-0-0	0-2-0

• Home/Away records not available for all games



YEARLY LEADERS

TOTAL OFFENSE

Year	Player	Plays	Rush	Pass	Tot.
1950	Ed Mooney		519	816	1,335
1951	Alex Webster	280	634	622	1,256
1952	Don Langston	101	480	0	480
1953	Eddie West	213	17	595	612
1954	Eddie West	128	-51	482	431
1955	Eddie West	148	101	660	761
1956	Dick Christy	133	589	123	712
1957	Dick Christy	154	626	24	650
1958	Frank Cackovic	154	145	487	632
1959	Roman Gabriel	188	-44	832	788
1960	Roman Gabriel	284	174	1,182	1,356
1961	Roman Gabriel	283	196	937	1,133
1962	Jim Rossi	253	216	792	1,008
1963	Jim Rossi	280	423	783	1,206
1964	Ron Skosnik	183	267	566	833
1965	Charlie Noggle	258	344	533	877
1966	Jim Donnan	180	-38	859	821
1967	Jim Donnan	201	87	980	1,067
1968	Jack Klebe	264	498	746	1,244
1969	Charles Bowers	182	693	31	724
1970	Pat Korsnick	152	-11	427	416
1971	Willie Burden	227	910	0	910
1972	Bruce Shaw	249	55	1,708	1,763
1973	Willie Burden	150	1,014	0	1,014
1974	Dave Buckley	262	135	1,481	1,616
1975	Dave Buckley	298	21	1,511	1,532
1976	Johnny Evans	326	517	942	1,459
1977	Johnny Evans	327	184	1,357	1,541
1978	Ted Brown	313	1,350	140	1,490
1979	Scott Smith	327	451	1,093	1,544
1980	Tol Avery	326	456	1,114	1,570
1981	Joe McIntosh	225	1,190	7	1,197
1982	Tol Avery	310	-205	1,396	1,191
1983	Tim Esposito	371	-62	2,096	2,034
1984	Tim Esposito	331	23	1,751	1,774
1985	Erik Kramer	429	-258	2,510	2,252
1986	Erik Kramer	351	79	2,092	2,171
1987	Shane Montgomery	189	-65	1,144	1,079
1988	Shane Montgomery	214	-26	1,522	1,496
1989	Shane Montgomery	429	-52	2,632	2,580
1990	Terry Jordan	243	-5	1,221	1,216
1991	Geoff Bender	210	36	949	985
1992	Terry Jordan	324	-36	1,963	1,927
1993	Terry Harvey	281	-13	1,837	1,824
1994	Terry Harvey	236	-21	1,466	1,445
1995	Terry Harvey	331	-8	2,099	2,091
1996	Jamie Barnette	301	63	1,594	1,657
1997	Jamie Barnette	379	78	2,378	2,456
1998	Jamie Barnette	460	13	3,169	3,182
1999	Jamie Barnette	419	23	2,320	2,343
2000	Philip Rivers	514	-87	3,054	2,967
2001	Philip Rivers	412	-26	2,586	2,560
2002	Philip Rivers	475	100	3,353	3,453
2003	Philip Rivers	561	109	4,491	4,600
2004	Jay Davis	356	-119	2,104	1,985
2005	Jay Davis	203	-103	1,267	1,164
2006	Daniel Evans	344	-13	1,843	1,830
2007	Daniel Evans	374	-119	2,030	1,911
2008	Russell Wilson	391	388	2,343	2,731
2009	Russell Wilson	491	260	3,027	3,287
2010	Russell Wilson	670	435	3,563	3,998
2011	Mike Glennon	504	-110	3,054	2,944
2012	Mike Glennon	620	-164	4,031	3,867
2013	Pete Thomas	319	163	1,667	1,830
2014	Jacoby Brissett	494	529	2,606	3,135
2015	Jacoby Brissett	953	370	2,662	3,032
2016	Ryan Finley	476	94	3,059	3,153

RUSHING

Year	Player	Att.	Yds	Avg.
1950	Jim O'Rourke		519	3.1
1951	Alex Webster	176	634	3.6
1952	Don Langston	110	480	4.7
1953	Don Langston	74	326	4.4
1954	George Marinkov	101	419	4.1
1955	Dick Christy	185	602	7.1
1956	Dick Christy	119	589	5.0
1957	Dick Christy	144	626	4.3
1958	Ken Trowbridge	113	495	4.3
1959	Ron Podwika	96	379	3.9



Tremayne Stephens is one of only two players in school history to lead the team in rushing for four years. Ted Brown is the other.

1960	Al Taylor	93	303	3.3
1961	Jim D'Antonio	47	232	4.9
1962	Tony Koszarsky	64	244	3.8
1963	Jim Rossi	139	423	3.1
1964	Pete Falzarano	78	324	4.2
1965	Shelby Mansfield	175	618	3.5
1966	Don DeArment	175	727	4.2
1967	Ton Barchuck	186	600	3.2
1968	Charlie Bowers	197	706	3.5
1969	Charlie Bowers	180	693	4.8
1970	Pat Kenney	66	310	4.7
1971	Willie Burden	227	910	4.0
1972	Stan Fritts	145	689	4.8
1973	Willie Burden	150	1,014	6.8
1974	Stan Fritts	245	1,169	4.8
1975	Ted Brown	142	913	6.4
1976	Ted Brown	198	1,088	5.5
1977	Ted Brown	218	1,251	5.7
1978	Ted Brown	302	1,350	4.5
1979	Dwight Sullivan	150	665	4.4
1980	Wayne McLean	147	706	4.8
1981	Joe McIntosh	222	1,190	5.4
1982	Joe McIntosh	183	780	4.4
1983	Joe McIntosh	217	1,081	5.0
1984	Vince Evans	198	883	4.5
1985	Vince Evans	172	712	4.1
1986	Bobby Crumpler	152	581	3.8
1987	Bobby Crumpler	143	571	4.0
1988	Tyrone Jackson	120	464	3.9
1989	Anthony Barbour	108	412	3.8
1990	Greg Manior	97	406	4.2
1991	Anthony Barbour	124	769	6.2
1992	Anthony Barbour	199	1,204	6.1
1993	Gary Downs	173	835	4.8
1994	Tremayne Stephens	125	791	6.3
1995	Tremayne Stephens	186	849	4.6
1996	Tremayne Stephens	165	771	4.7
1997	Tremayne Stephens	204	1,142	5.6
1998	Ray Robinson	154	822	5.3
1999	Rahshon Spikes	140	636	4.5
2000	Ray Robinson	193	788	4.1
2001	Ray Robinson	190	733	3.9
2002	T.A. McLendon	245	1,101	4.5
2003	T.A. McLendon	130	608	4.7
2004	T.A. McLendon	167	770	4.6
2005	Andre Brown	129	667	5.2
2006	Toney Baker	157	688	4.4
2007	Jamelle Eugene	172	667	3.9
2008	Andre Brown	175	767	4.4
2009	Toney Baker	160	773	4.8
2010	Mustafa Greene	134	597	4.5
2011	James Washington	226	897	4.0
2012	Shadrach Thornton	154	694	4.5
2013	Shadrach Thornton	165	768	4.7

2014	Shadrach Thornton	164	907	5.5
2015	Matthew Days	134	865	6.5
2016	Matthew Days	249	1,166	4.7

PASSING

Year	Player	Comp.-Att.	TD-Int	Yards
1950	Ed Mooney	65-151	1-1	816
1951	Alex Webster	41-104	1-12	622
1952	Eddie Frantz	29-51	NA-1	315
1953	Eddie West	39-113	3-11	595
1954	Eddie West	43- 90	2-7	482
1955	Eddie West	42- 87	7-5	660
1956	Bill Franklin	18- 45	4-4	275
1957	Tom Katich	11- 29	2-3	182
1958	Frank Cackovic	42-108	3-11	487
1959	Roman Gabriel	81-134	3-7	832
1960	Roman Gabriel	105-186	8-7	1,182
1961	Roman Gabriel	99-186	8-6	937
1962	Jim Rossi	66-130	4-4	792
1963	Jim Rossi	70-141	8-10	873
1964	Ron Skosnik	45- 93	7-7	566
1965	Charlie Noggle	55-109	0-3	533
1966	Jim Donnan	74-158	4-9	859
1967	Jim Donnan	79-156	7-6	980
1968	Jack Klebe	57-120	5-14	746
1969	Darrell Moody	44-101	1-4	434
1970	Pat Korsnick	46- 91	0-9	427
1971	Bruce Shaw	53-127	4-8	681
1972	Bruce Shaw	91-175	9-13	1,708
1973	Dave Buckley	53-101	7-3	762
1974	Dave Buckley	105-162	8-7	1,481
1975	Dave Buckley	113-201	6-11	1,511
1976	Johnny Evans	77-163	3-8	942
1977	Johnny Evans	93-203	8-10	1,357
1978	Scott Smith	50-101	0-11	741
1979	Scott Smith	75-138	5-6	1,093
1980	Tol Avery	98-184	6-13	1,114
1981	Tol Avery	70-139	3-10	825
1982	Tol Avery	126-224	8-9	1,396
1983	Tim Esposito	190-323	8-15	2,234
1984	Tim Esposito	143-262	10-15	1,751
1985	Erik Kramer	189-339	16-12	2,510
1986	Erik Kramer	145-277	5-18	2,092
1987	S. Montgomery	81-153	7-12	1,144
1988	S. Montgomery	123-198	8-8	1,522
1989	S. Montgomery	217-395	16-15	2,632
1990	Terry Jordan	101-179	6-5	1,221
1991	Geoff Bender	76-167	7-7	949
1992	Terry Jordan	164-251	9-8	1,963
1993	Terry Harvey	131-735	14-8	1,837
1994	Terry Harvey	116-199	8-9	1,466
1995	Terry Harvey	155-279	16-11	2,099
1996	Jamie Barnette	102-226	9-6	1,594
1997	Jamie Barnette	171-302	19-14	2,378
1998	Jamie Barnette	193-377	18-11	3,169
1999	Jamie Barnette	171-338	13-9	2,320
2000	Philip Rivers	237-441	25-10	3,054
2001	Philip Rivers	240-368	16-7	2,586
2002	Philip Rivers	273-447	20-10	3,353
2003	Philip Rivers	348-483	34-7	4,491
2004	Jay Davis	175-313	12-15	2,104
2005	Jay Davis	108-180	6-8	1,267
2006	Daniel Evans	163-307	6-11	1,843
2007	Daniel Evans	194-339	12-13	2,030
2008	Russell Wilson	150-275	17-1	1,955
2009	Russell Wilson	224-378	31-11	3,027
2010	Russell Wilson	308-527	28-14	3,563
2011	Mike Glennon	283-453	31-12	3,054
2012	Mike Glennon	330-564	31-17	4,031
2013	Pete Thomas	149-247	4-9	1,667
2014	Jacoby Brissett	221-370	23-5	2,606
2015	Jacoby Brissett	237-395	20-6	2,662
2016	Ryan Finley	243-402	18-8	3,059

RECEPTIONS

Year	Player	Rec.	Yards	TD
1950	Jim O'Rourke	20	319	0
1951	Steve Kosilla	21	226	2
1952	Steve Kosilla	13	182	1
1953	Henry Brown	11	166	1
1954	George Marinkov	14	108	0
1955	John Collar	14	231	5

1956	Bob Pepe	12	171	2
1957	Dick Christy	10	211	4
1958	Bob Pepe	15	203	3
1959	Ron Podwika	23	181	0
1960	John Morris	18	218	1
1961	John Morris	24	325	1
1962	Joe Scarpati	18	214	2
1963	Joe Scarpati	24	273	2
1964	Gary Rowe	16	210	3
1965	Gary Rowe	20	270	0
1966	Gary Rowe	47	571	1
1967	Harry Martell	27	390	6
1968	Bobby Hall	17	231	1
1969	Wayne Lewis	15	148	1
1970	Pat Kenney	19	249	2
1971	Mike Stultz	24	481	4
1972	Pat Kenney	36	832	5
1973	Don Buckey	24	439	2
1974	Don Buckey	26	452	2
1975	Don Buckey	34	551	1
1976	Ted Brown	25	239	0
1977	Ted Brown	24	164	1
1978	Ted Brown	17	197	0
1979	Mike Quick	30	524	4
1980	Mike Quick	43	632	3
1981	Mike Quick	32	508	3
1982	Ricky Wall	23	412	4
1983	Jeff Brown	41	354	0
1984	Jeff Brown	33	243	1
1985	Haywood Jeffires	36	542	6
1986	Nasrallah Worthen	41	686	4
1987	Mack Jones	23	403	1
1988	Nasrallah Worthen	55	856	7
1989	Mike Kavulic	46	745	2
1990	Aubrey Shaw	34	288	1
1991	Charles Davenport	33	558	4
1992	Eddie Goines	46	580	3
1993	Eddie Goines	48	928	10
1994	Eddie Goines	39	624	3
1995	Mike Guffie	49	810	5
1996	Jimmy Grissett	50	751	5
1997	Torry Holt	62	1,099	16
1998	Torry Holt	88	1,604	11
1999	Koren Robinson	48	853	2
2000	Koren Robinson	62	1,061	13
2001	Ray Robinson	52	376	1
2002	Jerricho Cotchery	67	1,192	7
2003	Jerricho Cotchery	86	1,369	10
2004	T.J. Williams	31	382	0
2005	T.J. Williams	36	407	2
2006	Anthony Hill	45	478	0
2007	John Dunlap	45	375	3
2008	Owen Spencer	31	691	5
2009	Jarvis Williams	45	547	11
2010	Owen Spencer	60	912	4
2011	T.J. Graham	46	757	7
2012	Tobais Palmer	54	781	6
2013	Rashard Smith	49	530	3
2014	Bo Hines	45	616	1
2015	Jaylen Samuels	65	597	7
2016	Jaylen Samuels	55	565	7

PUNTING

Year	Name	No.	Yds.	Avg.
1949	Ogden Smith	59	2,384	40.4
1950	Ted Potts	8	307	38.4
1951	Alex Webster	34	1,404	38.5
1952	Alex Webster	28	915	32.5
1953	Eddie West	41	1,211	29.5
1954	John Zubaty	23	792	34.4
1955	Tony Guerrieri	29	1,035	35.7
1956	Dick Hunter	26	1,028	39.5
1957	Dick Hunter	36	1,342	37.3
1958	Ken Trowbridge	44	1,716	39.0
1959	Roger Moore	36	1,233	34.2
1960	Collice Moore	48	1,828	38.1
1961	Dave Houtz	59	2,296	38.9
1962	Dave Houtz	52	1,733	33.3
1963	Dave Houtz	55	2,006	36.4
1964	Ron Skosnik	53	2,165	40.9
1965	Jim Donnan	64	2,425	37.9
1966	Jim Donnan	45	1,643	36.5

1967	Jim Donnan	51	1,769	34.8
1968	Gary Yount	55	2,170	39.5
1969	Gary Yount	64	2,545	39.8
1970	Allen Hicks	65	2,514	38.7
1971	Mark Cassidy	68	2,669	39.2
1972	Pat Korsnick	29	1,051	36.2
1973	Eddie Poole	23	877	38.1
1974	Johnny Evans	38	1,653	43.5
1975	Johnny Evans	42	1,874	44.6
1976	Johnny Evans	47	2,168	46.1
1977	Johnny Evans	58	2,448	42.2
1978	John Isley	68	2,510	36.9
1979	John Isley	61	2,226	36.5
1980	Calvin Warren	52	2,213	42.6
1981	Calvin Warren	65	2,495	38.4
1982	Marty Martinussen	63	2,472	39.2
1983	Marty Martinussen	58	2,236	38.6
1984	Marty Martinussen	29	1,169	40.3
1985	Craig Salmon	41	1,591	38.8
1986	Kelly Hollodick	55	2,330	42.4
1987	Craig Salmon	64	2,877	45.0
1988	Preston Poag	66	2,651	40.2
1989	Preston Poag	44	1,766	40.1
1990	Preston Poag	36	1,440	40.0
1991	Tim Kilpatrick	59	2,322	39.4
1992	Tim Kilpatrick	58	2,217	38.2
1993	Chad Robson	31	1,188	38.3
1994	Chad Robson	46	1,753	38.1
1995	Jay Dukes	47	1,837	39.1
1996	Jay Dukes	36	1,382	38.4
1997	Jason Biggs	54	2,113	39.1
1998	Scott Earwood	42	1,555	37.0
1999	Scott Earwood	76	2,906	38.2
2000	Austin Herbert	59	2,223	37.7
2001	Austin Herbert	53	2,166	40.9
2002	Austin Herbert	61	2,268	37.2
2003	Austin Herbert	53	2,265	42.7
2004	John Deraney	60	2,514	41.9
2005	John Deraney	72	2,884	40.1
2006	John Deraney	76	2,968	39.1
2007	Bradley Pierson	62	2,307	37.2
2008	Bradley Pierson	61	2,369	38.8
2009	Jeff Ruiz	46	1,743	37.9
2010	Jeff Ruiz	33	1,233	37.4
2011	Wil Baumann	65	2,438	37.5
2012	Wil Baumann	74	2,882	38.9
2013	Wil Baumann	67	2,824	42.1
2014	Wil Baumann	60	2,724	45.4
2015	A.J. Cole, III	66	2,750	41.7
2016	A.J. Cole, III	51	2,104	41.3

KICKOFF RETURNS

Year	Name	No.	Yds.	Avg.
1949	Ed Mooney	12	327	27.3
1950	Alex Webster	7	99	14.1
1951	Alex Webster	15	378	25.2
1952	Alex Webster	13	236	18.1
1953	Don Langston	12	275	22.9
1954	George Marinkov	13	459	35.3
1955	Eddie West	8	143	17.8
1956	Dick Hunter	9	220	24.4
1957	Dick Christy	7	318	45.4
1958	Ken Trowbridge	12	241	20.1
1959	Claude Gibson	8	152	19.0
1960	Ed France	13	327	25.2
1961	Tony Kozarsky	11	241	21.9
1962	Tony Kozarsky	10	216	21.6
1963	Mike Clark	9	222	24.7
1964	Shelby Mansfield	13	304	23.4
1965	Gary Rowe	20	392	19.6
1966	Gary Rowe	20	505	25.3
1967	Leon Mason	7	141	20.1
1968	Bobby Hall	29	721	24.9
1969	Jack Whitley	18	384	21.3
1970	Pat Kenney	26	495	19.0
1971	Mike Stultz	15	381	25.4
1972	Roland Hooks	27	615	22.8
1973	Ralph Stringer	11	281	25.5
1974	Ralph Stringer	19	500	26.3
1975	Ralph Stringer	27	676	25.0
1976	Rickey Adams	15	359	23.9
1977	Ralph Stringer	19	488	25.7



Johnny Evans led the team in passing (1976, '77), punting (1974, '75, '76, '77) and total offense (1976, '77) during his career.

1978	Chuckie Canady	15	284	18.9
1979	Rickey Adams	9	188	20.0
1980	Dwayne Greene	12	234	19.5
1981	Ken Jenkins	15	330	22.0
1982	Jeff Byrd	11	240	21.8
1983	Joe Greene	14	307	21.9
1984	Nasrallah Worthen	13	287	22.1
1985	Nasrallah Worthen	20	448	22.4
1986	Troy Russell	19	434	22.8
1987	Chris Williams	33	695	21.1
1988	Chris Williams	18	468	26.0
1989	Chris Williams	11	195	17.7
1990	Ledel George	22	480	21.8
1991	Anthony Barbour	13	361	27.8
1992	Anthony Barbour	14	306	21.9
1993	Eddie Goines	16	191	11.9
1994	Alvis Whitted	18	452	25.1
1995	Alvis Whitted	26	533	20.5
1996	Alvis Whitted	20	455	22.8
1997	Alvis Whitted	20	489	24.5
1998	Ricky Collins	7	164	23.4
1999	Marcus Ellerbe	12	260	21.7
2000	Koren Robinson	20	506	25.3
2001	Greg Golden	11	216	19.6
2002	Greg Golden	16	359	22.4
2003	Lamont Reid	13	258	19.8
2004	Bobby Washington	7	155	22.1
	Lamont Reid	7	212	30.3
2005	Darrell Blackman	20	582	29.1
2006	Darrell Blackman	19	549	28.9
2007	Darrell Blackman	30	697	23.2
2008	T.J. Graham	41	1,028	25.1
2009	Clem Johnson	24	489	20.4
2010	T.J. Graham	29	565	19.5
2011	T.J. Graham	44	986	22.4
2012	Tobais Palmer	44	1,130	25.7
2013	Rashard Smith	13	310	23.8
2014	Matt Dayes	21	384	18.3
2015	Nyheim Hines	35	920	26.3
2016	Nyheim Hines	32	782	24.4

PUNT RETURNS

Year	Name	No.	Yds.	Avg.
1949	Joe Dinan	10	166	16.6
1950	Alex Webster	14	276	19.7
1951	Alex Webster	11	195	17.7
1952	Alex Webster	8	163	20.4
1953	Eddie West	23	239	10.4
1954	George Marinkov	7	92	13.1
1955	Dick Hunter	10	101	10.1
1956	Dick Hunter	11	28	2.5
1957	Dick Hunter	15	139	9.2
1958	Claude Gibson	11	114	10.4
1959	Bernie Latusick	14	87	6.2

1960	Claude Gibson	15	132	8.8
1961	Tony Kozarsky	13	173	13.3
1962	Joe Scarpati	15	198	13.2
1963	Joe Scarpati	9	96	10.7
1964	Bill James	18	204	11.3
1965	Gary Rowe	17	93	5.5
1966	Gary Rowe	17	175	10.3
1967	Fred Combs	24	434	18.1
1968	Jack Whitley	21	311	14.8
1969	Jack Whitley	22	162	7.4
1970	Jack Whitley	24	248	10.3
1971	Mike Stultz	16	148	9.3
1972	Mike Stultz	18	239	13.3
1973	Mike Stultz	24	177	7.4
1974	Ralph Stringer	28	220	7.9
1975	Ralph Stringer	34	203	6.0
1976	Woodrow Wilson	29	169	5.8
1977	Donnie LeGrande	9	49	5.4
	Woodrow Wilson	9	28	3.1
1978	Curtis Rein	26	181	7.0
1979	Woodrow Wilson	22	204	9.3
1980	Roger Carmack	3	18	6.0
1981	Louie Meadows	17	222	13.0
1982	Jeff Byrd	27	202	7.5
1983	Don Wilson	11	51	4.6
1984	Jeff Byrd	10	51	5.1
1985	Jeff Gethers	20	125	6.3
1986	Mack Jones	8	61	7.6
1987	Mack Jones	32	180	5.6
1988	Chris Corders	18	131	7.3
1989	Barry Anderson	30	203	6.8
1990	Ledel George	39	428	11.0
1991	Ledel George	40	328	8.2
1992	Ledel George	21	238	11.3
1993	Ledel George	25	197	7.9
1994	Eddie Goines	20	182	9.1
1995	Greg Addis	12	86	7.2
1996	Tony Scott	17	165	9.7
1997	Torry Holt	12	162	13.5
1998	Torry Holt	20	273	13.6
1999	Koren Robinson	14	94	6.7
2000	Koren Robinson	14	218	15.6
2001	Jerricho Cotchery	10	100	10.0
2002	Jerricho Cotchery	20	109	5.4
2003	Tramain Hall	19	202	10.6
2004	Tramain Hall	21	136	6.5
2005	Darrell Blackman	22	122	5.8
2006	Darrell Blackman	24	206	8.6
2007	Darrell Blackman	26	322	12.4
2008	T.J. Graham	15	123	8.2
2009	T.J. Graham	15	156	10.4
2010	T.J. Graham	19	154	8.1
2011	T.J. Graham	17	195	11.5
2012	Rashard Smith	34	316	9.3
2013	Rashard Smith	17	240	14.1
2014	Bo Hines	9	31	3.4
2015	Bra'Lon Cherry	27	358	13.3
2016	Bra'Lon Cherry	14	107	7.6

TACKLES

Year	Player	Hit	Ast	Tot.
1977	Bill Cowher, LB	52	81	176
1978	Bill Cowher, LB	72	99	195
1979	Donnie LeGrande, DB	25	59	104
1980	Robert Abraham, LB	51	58	130
1981	Robert Abraham, LB	78	82	183
1982	Vaughan Johnson, LB	64	75	167
1983	Vaughan Johnson, LB	77	67	144
1984	Mark Franklin, ILB	73	47	120
1985	Kelvin Crooms, ILB	103	58	161
1986	Pat Teague, ILB	55	73	128
1987	Michael Brooks, FS	63	42	105
1988	Jesse Campbell, SS	64	21	83
1989	Billy Ray Haynes, ILB	46	52	123
1990	Fernandus Vinson, FS	65	44	109
1991	Billy Ray Haynes, ILB	46	52	102
1992	David Merritt, LB	89	77	167
1993	James Walker, DB	97	42	139
1994	Damien Covington, ILB	81	64	145
1995	Morocco Brown, OLB	49	43	92
1996	Morocco Brown, MLB	72	36	108
1997	Morocco Brown, OLB	56	58	114
1998	Jason Perry, FS	64	61	125

1999	Brian Williams, FS	73	58	131
2000	Levar Fisher, OLB	90	76	166
2001	Levar Fisher, OLB	84	64	148
2002	Dantonio Burnette, MLB	77	67	144
2003	Andre Maddox, ROV	113	32	145
2004	Oliver Hoyte, MLB	44	49	93
2005	Stephen Tulloch, OLB	91	58	149
2006	Pat Lowery, MLB	68	41	109
2007	DaJuan Morgan, S	83	34	117
2008	Ray Michel, LB	62	40	102
2009	Audie Cole, LB	52	33	95
2010	Nate Irving, LB	51	46	97
	Audie Cole, LB	59	38	97
2011	Audie Cole, LB	83	49	132
2012	Earl Wolff, S	97	48	145
2013	Robert Caldwell, LB	44	61	105
2014	Hakim Jones, S	44	33	80
2015	Airius Moore, LB	32	45	77
2016	Josh Jones, FS	62	47	109

TACKLES FOR LOSS

Year	Player	No.	Yds.
1977	Simon Gupton, DT	16	72
1978	Simon Gupton, DT	8	14
1979	Bubba Green, MG	7	16
1980	Bubba Green, MG	8	28
1981	Ricky Etheridge, DE	8	27
1982	Andy Hendel, LB	10	35
1983	Mitch Rushing, MG	6	13
1984	Frank Bush, OLB	7	25
1985	Don Herron, OLB	8	36
1986	Sandy Kea, NG	6	14
1987	Clayton Henry, ILB	8	15
1988	Jesse Campbell, SS	11	53
1989	Ray Agnew, DT	11	26
1990	Ray Frost, ILB	6	17
	Joe Johnson, CB	6	18
1991	Tyler Lawrence, OLB	8	16
1992	Carl Reeves, DT	20	135
1993	Tyler Lawrence, OLB	21	91
1994	Carl Reeves, DT	14	62
1995	George Williams, DT	10	26
1996	Duan Everett, OLB	8	26
1997	Morocco Brown, OLB	7	10
	Duan Everett, OLB	7	20
	George Williams, DT	7	9
1998	Edrick Smith, MLB	11	56
1999	Clayton White, OLB	16	46
2000	Levar Fisher, LB	15	46
2001	George Anderson, DE	11	35
2002	Dantonio Burnette, MLB	18	67
2003	Pat Thomas, OLB	15	71
2004	Mario Williams, DE	15	82
2005	Mario Williams, DE	27	101
2006	Tank Tyler, DT	11	35
2007	Willie Young, DE	16	69
2008	Willie Young, DE	12	57
2009	Willie Young, DE	14	82
2010	Nate Irving, LB	20	57
2011	Audie Cole, LB	14	64
	Terrell Manning, LB	14	65
2012	Rickey Dowdy, LB	16	54
2013	Robert Caldwell, LB	14	51
2014	Mike Rose, DE	15	82
2015	Mike Rose, DE	15	72
2016	Bradley Chubb, DE	22	86

SCORING

Year	Player	XP-A	FG-A	Rsh-Rec-Ret	TDS	Pts
1953	Don Langston	0-0	0-0	0-0-0	24	
1954	George Marinkov	0-0	0-0	3-0-0	18	
	John Zubaty	0-0	0-0	3-0-0	18	
1955	Dick Hunter	0-0	0-0	6-2-0	48	
1956	Dick Christy	1-1	0-0	3-0-0	19	
1957	Dick Christy	2-2	1-1	7-4-2	83	
1958	Arnold Nelson	0-0	0-0	4-0-0	24	
1959	Ron Podwika	0-0	0-0	5-0-0	30	
1960	Roman Gabriel	0-0	0-0	7-0-0	42	
1961	Roman Gabriel	0-0	0-0	4-0-0	26	
1962	Joe Scarpati	0-0	0-0	3-2-0	30	
1963	Tony Kozarsky	0-0	0-0	4-1-0	30	
1964	Gary Rowe	0-0	0-0	1-3-0	24	



Audie Cole, now with the Jacksonville Jaguars, led the team in tackles in 2009 and '11, while tying for the team lead in 2010.

1965	Shelby Mansfield	0-0	0-0	6-0-0	36
1966	Don DeArment	0-0	0-0	8-1-0	54
1967	Gerald Warren	19-19	17-22	0-0-0	70
1968	Gerald Warren	22-23	9-16	0-0-0	49
1969	Darrell Moody	0-0	0-0	7-0-0	42
1970	Mike Charron	7-7	7-13	0-0-0	28
1971	*Willie Burden	0-0	0-0	8-0-0	50
1972	*Stan Fritts	0-0	0-0	16-1-0	106
1973	Stan Fritts	0-0	0-0	13-0-0	78
1974	*Roland Hooks	0-0	0-0	9-4-0	82
1975	*Ted Brown	0-0	0-0	12-1-0	84
1976	Ted Brown	0-0	0-0	13-0-0	78
1977	Ted Brown	0-0	0-0	13-1-0	84
1978	Nathan Ritter	25-26	17-19	0-0-0	76
1979	Scott Smith	0-0	0-0	13-0-0	78
1980	Nathan Ritter	23-25	9-13	0-0-0	50
1981	Todd Auten	15-20	11-17	0-0-0	48
1982	Mike Cofer	18-22	8-14	0-0-0	42
1983	Mike Cofer	21-24	11-14	0-0-0	54
1984	Mike Cofer	24-26	18-23	0-0-0	78
1985	Phil Brothers	0-0	0-0	0-6-0	36
	Haywood Jeffries	0-0	0-0	0-6-0	36
1986	Mike Cofer	33-35	13-17	0-0-0	72
1987	Bryan Carter	23-24	8-12	0-0-0	47
1988	Damon Hartman	27-27	8-13	0-0-0	51
1989	Damon Hartman	27-28	19-28	0-0-0	84
1990	Damon Hartman	17-18	9-12	0-0-0	44
1991	Damon Hartman	26-28	12-22	0-0-0	62
1992	Steve Videtich	38-38	14-22	0-0-0	80
1993	Eddie Goines	0-0	0-0	0-10-0	64
1994	Steve Videtich	29-31	16-18	0-0-0	77
1995	Marc Primanti	27-28	11-13	0-0-0	60
1996	Marc Primanti	24-24	20-20	0-0-0	84
1997	*Torry Holt	0-0	0-0	0-16-0	98
1998	*Torry Holt	0-0	0-0	0-11-2	80
1999	K. Passingham	25-27	9-14	0-0-0	52
2000	Koren Robinson	0-0	0-0	0-13-1	84
2001	Ray Robinson	0-0	0-0	10-1-0	68
2002	T.A. McLendon	0-0	0-0	18-0-0	108
2003	Adam Kiker	56-59	12-17	0-0-0	92
2004	John Deraney	29-29	13-22	0-0-0	68
2005	John Deraney	28-28	15-20	0-0-0	73
2006	John Deraney	22-23	12-16	0-0-0	58
2007	St. Hauschka	25-25	16-18	0-0-0	73
2008	J. Czajkowski	33-34	16-19	0-0-0	81
2009	J. Czajkowski	44-44	10-12	0-0-0	74
2010	J. Czajkowski	42-43	20-26	0-0-0	102
2011	Niklas Sade	46-48	11-16	0-0-0	79
2012	Niklas Sade	44-46	13-23	0-0-0	83
2013	Niklas Sade	31-31	19-23	0-0-0	88
2014	Niklas Sade	46-48	12-17	0-0-0	82
2015	Jaylen Samuels	0-0	0-0	9-7-0	96
2016	Jaylen Samuels	0-0	0-0	6-7-0	78

* Indicates also scored on two-point conversions

PASSES BROKEN UP

Year	Player	PBU
1978	Ronnie Lee, DB	9
1979	Donnie LeGrande, CB	8
1980	Perry Williams, CB	7
1981	Donnie LeGrande, CB	19
1982	Don Wilson, SS	6
	Perry Williams, CB	6
1983	Nelson Jones, FS	9
1984	Nelson Jones, FS	10
1985	Raymond Phillips, DE	6
1986	Derrick Taylor, CB	11
	Pat Teague, ILB	11
1987	Michael Brooks, FS	14
	Joe Johnson, CB	14
1988	Jesse Campbell, SS	11
1989	Joe Johnson, CB	13
1990	Joe Johnson, CB	18
1991	Mike Reid, SS	14
1992	Mike Reid, SS	13
1993	William Strong, CB	10
1994	William Strong, CB	11
1995	Ricky Bell, CB	6
1996	Rodney Redd, CB	7
1997	Tony Scott, CB	18
1998	Lloyd Harrison, CB	23
1999	Tony Scott, CB	18
2000	Levar Fisher, LB	8
2001	Brian Williams, CB	9
2002	Lamont Reid, CB	9
2003	Dovonte Edwards, CB	10
2004	Lamont Reid, CB	14
2005	Marcus Hudson, CB	20
2006	A.J. Davis, CB	9
2007	Dajuan Morgan, S	13
2008	DeAndre Morgan, CB	13
2009	Willie Young, DE	7
2010	C.J. Wilson, CB	8
2011	David Amerson, CB	5
2012	Juston Burris, CB	8
2013	Juston Burris, CB	11
2014	Jack Tocho, CB	11
2015	Juston Burris, CB	7
2016	Jack Tocho, CB	9

INTERCEPTIONS

Year	Name	Int.	Yds.
1949	Jim O'Rourke	6	126
1950	George McArthur	2	15
	Jim O'Rourke	2	37
	Alex Webster	2	20
1951	Jim O'Rourke	3	40
1952	Ted Kilyk	3	82
1953	Eddie West	2	35
1954	George Marinkov	4	29
1955	George Marinkov	3	96
1956	Dick Hunter	4	26
1957	Bill Rearick	3	54
1958	Randy Harrell	2	35
	Ron Podwika	2	5
	Ron Savage	2	13
1959	Ron Podwika	3	7
1960	Claude Gibson	4	23
	John Stanton	4	48
1961	Tom Dellinger	2	13
1962	Joe Scarpati	4	24
1963	Joe Scarpati	4	5
1964	Pete Falzarano	2	25
	Tony Golmont	2	65
1965	Tony Golmont	7	86
1966	Ron Jackson	4	14
1967	Mike Hilka	4	15
	Greg Williams	4	16
1968	Jack Whitley	6	116
1969	Van Walker	2	75
	Jack Whitley	2	47
	Gary Yount	2	24
1970	Van Walker	7	91
1971	Bob Divens	4	24
1972	Bob Divens	4	26
1973	Mike Devine	7	49

1974	Eddie Poole	3	62
1975	Eddie Poole	2	27
	Richard Wheeler	2	19
1976	Mike Nall	3	26
1977	Richard Carter	4	4
	Woodrow Wilson	4	32
1978	Ronnie Lee	5	22
	Woodrow Wilson	5	107
1979	Eric Williams	4	17
1980	Hillary Honeycutt	5	60
1981	Eric Williams	7	107
1982	Eric Williams	4	10
1983	John McRorie	6	30
1984	Dwayne Greene	2	34
	Nelson Jones	2	31
	Benny Pegram	2	7
1985	Mark Franklin	2	29
1986	Derrick Taylor	6	164
1987	Michael Brooks	5	8
1988	Jesse Campbell	5	71
1989	Fernandus Vinson	4	120
1990	Joe Johnson	4	53
1991	Sebastian Savage	5	102
1992	Ricky Turner	5	74
1993	Dewayne Washington	4	46
1994	William Strong	3	22
1995	Jason Perry, FS	2	33
	Ron Melnik	2	16
	Kenny Harris	2	15
	Hassan Shamsid-Deen	2	9
1996	Hassan Shamsid-Deen	4	28
1997	Hassan Shamsid-Deen	4	6
1998	Lloyd Harrison, CB	7	51
1999	Lloyd Harrison, CB	5	0
2000	Corey Lyons, LB	3	17
2001	Brian Williams,	3	3
2002	Rod Johnson, S	4	67
2003	Greg Golden, CB	2	71
	A.J. Davis, CB	2	65
	Victor Stephens, CB	2	40
2004	Dovonte Edwards, CB	3	46
2005	Garland Heath, ROV	5	40
2006	Dajuan Morgan, S	2	0
2007	Dajuan Morgan, S	3	0
	Jeremy Gray, CB	3	36
2008	Nate Irving, LB	4	83
2009	Clem Johnson, S	2	0
2010	Brandon Bishop, S	4	54
2011	David Amerson, CB	13	205
2012	David Amerson, CB	5	82
2013	Dontae Johnson, CB/S	3	21
2014	Josh Jones, S	4	37
2015	Niles Clark, Nic	2	0
	Jerod Fernandez, LB	2	39
	Hakim Jones, FS	2	0
2016	Josh Jones, FS	3	34

FIELD GOALS

Year	Player	Md.-Att.
1954	John Bagonis	1-1
1955	No FG (one attempt)	-----
1956	No FG (three attempts)	-----
1957	Dick Christy	1-1
1958	No FG (two attempts)	-----
1959	Ron Wojcicki	1-5
1960	Nick Maravich	1-1
	Jake Shaffer	1-1
1961	Jake Shaffer	1-3
1962	Glenn Sasser	1-6
1963	Gus Andrews	1-7
1964	Harold Deters	4-7
1965	Harold Deters	7-14
1966	Harold Deters	10-22
1967	Gerald Warren	17-22
1968	Gerald Warren	9-16
1969	Mike Charron	9-16
1970	Mike Charron	7-13
1971	Sam Harrell	4-9
1972	Ron Sewell	3-4
1973	Ron Sewell	4-5
1974	John Huff	3-5

1975	Jay Sherrill	4-10
1976	Jay Sherrill	6-13
1977	Jay Sherrill	9-16
1978	Nathan Ritter	17-19
1979	Nathan Ritter	7-9
1980	Nathan Ritter	9-13
1981	Todd Auten	11-17
1982	Mike Cofer	8-14
1983	Mike Cofer	11-14
1984	Mike Cofer	18-23
1985	Kelly Hollodick	8-13
1986	Mike Cofer	13-17
1987	Bryan Carter	8-12
1988	Damon Hartman	8-13
1989	Damon Hartman	19-28
1990	Damon Hartman	9-12
1991	Damon Hartman	12-22
1992	Steve Videtich	14-22
1993	Steve Videtich	12-13
1994	Steve Videtich	16-18
1995	Marc Primanti	11-13
1996	Marc Primanti	20-20
1997	Chris Hensler	10-17
1998	Danny Deskevich	12-12
1999	Kent Passingham	9-14
2000	Kent Passingham	13-18
2001	Adam Kiker	13-14
2002	Austin Herbert	5-9
	Adam Kiker	5-7
2003	Adam Kiker	12-17
2004	John Deraney	13-22
2005	John Deraney	15-20
2006	John Deraney	12-16
2007	Steven Hauschka	16-18
2008	Josh Czajkowski	16-19
2009	Josh Czajkowski	10-12
2010	Josh Czajkowski	20-26
2011	Niklas Sade	11-16
2012	Niklas Sade	13-23
2013	Niklas Sade	19-23
2014	Niklas Sade	12-17
2015	Kyle Bambard	7-14
2016	Kyle Bambard	5-10

PATS

Year	Player	Md.-Att.
1950	Ray Barkouskie	10-13
1951	Ray Barkouskie	12-19
1952	Ray Barkouskie	6-11
1953	Al D'Angelo	6-9
1954	John Bagonis	6-6
1955	John Bagonis	15-21
1956	Dick Hunter	7-10
1957	Dick Hunter	10-17
1958	Larry Dixon	10-12
1959	Jake Shaffer	5-5
1960	Jake Shaffer	7-13
1961	Jake Shaffer	10-12
1962	Roger Moore	4-6

1963	Gus Andrews	19-22
1964	Gus Andrews	9-11
1965	Harold Deters	11-11
1966	Harold Deters	19-19
1967	Gerald Warren	19-19
1968	Gerald Warren	22-23
1969	Mike Charron	10-12
1970	Mike Charron	7-7
1971	Sam Harrell	8-9
1972	Ron Sewell	40-42
1973	Ron Sewell	41-48
1974	John Huff	23-25
1975	Johnny Evans	7-8
	Jay Sherrill	7-9
1976	Jay Sherrill	23-24
1977	Jay Sherrill	28-28
1978	Nathan Ritter	25-26
1979	Nathan Ritter	33-34
1980	Nathan Ritter	23-25
1981	Todd Auten	15-20
1982	Mike Cofer	18-22
1983	Mike Cofer	21-24
1984	Mike Cofer	24-26
1985	Kelly Hollodick	10-11
1986	Mike Cofer	33-35
1987	Bryan Carter	23-24
1988	Damon Hartman	27-27
1989	Damon Hartman	27-28
1990	Damon Hartman	17-18
1991	Damon Hartman	26-28
1992	Steve Videtich	38-38
1993	Steve Videtich	26-28
1994	Steve Videtich	29-31
1995	Marc Primanti	27-28
1996	Marc Primanti	24-24
1997	Chris Hensler	39-39
1998	Danny Deskevich	29-29
1999	Kent Passingham	25-27
2000	Kent Passingham	36-38
2001	Adam Kiker	24-27
2002	Austin Herbert	38-43
2003	Adam Kiker	56-59
2004	John Deraney	29-29
2005	John Deraney	28-28
2006	John Deraney	22-23
2007	Steven Hauschka	25-25
2008	Josh Czajkowski	33-34
2009	Josh Czajkowski	44-44
2010	Josh Czajkowski	42-43
2011	Niklas Sade	46-47
2012	Niklas Sade	44-46
2013	Niklas Sade	31-31
2014	Niklas Sade	46-48
2015	Kyle Bambard	54-56
2016	Kyle Bambard	25-28



Dontae Johnson led the team in interceptions in 2013.



YEARLY RECORDS

Year	Home W-L-T	Away W-L-T	Neutral W-L-T	Conf. W-L-T	Conf. Finish	Overall W-L-T	Pct.	Scoring NCS-Opp	Captain(s)	Coach
1892	1-0-0	0-0-0	0-0-0	---	---	1-0-0	1.000	14-6	---	Perrin Busbee
1893	2-0-0	0-0-0	0-0-0	---	---	2-0-0	1.000	25-6	---	Bart Gatling
1894	0-1-0	0-1-0	0-0-0	---	---	0-2-0	.000	0-60	---	Bart Gatling
1895	1-0-1	0-2-0	0-0-0	---	---	1-2-1	.375	50-82	---	Bart Gatling
1896	1-0-0	0-0-0	0-0-0	---	---	1-0-0	1.000	6-0	---	Perrin Busbee
1897	1-1-0	0-1-0	0-0-0	---	---	1-2-0	.333	19-58	---	Perrin Busbee
1898	0-0-0	0-1-0	0-0-0	---	---	0-1-0	.000	0-34	---	W.C. Riddick
1899	1-0-2	0-1-0	0-1-0	--	---	1-2-2	.200	29-69	---	W.C. Riddick
1900	0-3-0	0-1-0	0-0-0	---	---	0-4-0	.000	7-64	---	Dr. John McGee
1901	1-1-0	0-1-0	0-0-0	---	---	1-2-0	.333	27-75	---	Dr. John McGee
1902	2-1-1	0-2-1	1-1-0	--	---	3-4-2	.444	81-41	Max Gardner	Arthur Devlin
1903	2-1-0	1-2-0	1-1-0	---	---	4-4-0	.500	142-74	J.P. Gulley	Arthur Devlin
1904	2-0-1	1-1-1	0-0-0	---	---	3-1-2	.667	89-11	L.F. Abernathy	W.S. Kienholtz
1905	2-0-1	1-1-0	0-0-1	---	---	4-1-1	.667	65-10	A.W. Gregory	George Whitney
1906	3-0-2	0-0-1	0-1-1	---	---	3-1-4	.625	100-10	A.J. Wilson	Willie Heston
1907	4-0-1	1-0-0	1-0-0	---	---	6-0-1	.929	81-13	F.M. Thompson	Mickey Whitehurst
1908	4-0-0	2-0-0	0-1-0	---	---	6-1-0	.857	153-11	S.F. Stephens	Mickey Whitehurst
1909	4-0-0	1-0-0	1-1-0	---	---	6-1-0	.857	110-24	J.B. Bray	Eddie L. Green
1910	3-0-2	0-0-0	1-0-0	---	---	4-0-2	.833	125-12	Harry Hartsell	Eddie L. Green
1911	5-0-0	0-2-0	0-1-0	---	---	5-3-0	.625	84-34	Tal Stafford	Eddie L. Green
1912	2-2-0	2-1-0	0-0-0	---	---	4-3-0	.571	53-104	H.M. Cool	Eddie L. Green
1913	5-1-0	1-0-0	0-0-0	---	---	6-1-0	.857	155-27	W.T. Hurtt	Eddie L. Green
1914	2-2-1	0-0-0	0-1-0	---	---	2-3-1	.333	95-44	R.A. Plyler	Jack Hegarty
1915	3-3-1	0-0-0	0-0-0	---	---	3-3-1	.500	71-114	H.E. Winston	Jack Hegarty
1916	2-4-0	0-0-0	0-1-0	---	---	2-5-0	.285	24-191	J.E. McDougall	Brit Patterson
1917	4-1-0	1-1-0	1-0-1	---	---	6-2-1	.722	112-70	Sam L. Homewood	Harry Hartsell
1918	1-1-0	0-1-0	0-1-0	---	---	1-3-0	.250	54-174	W.D. Wagner	Tal Stafford
1919	4-1-0	1-1-0	2-0-0	---	---	7-2-0	.778	351-75	Dick Gurley	Bill Fetzer
1920	5-0-0	1-3-0	1-0-0	---	---	7-3-0	.700	284-112	H.C. Weathers	Bill Fetzer
1921	3-0-2	0-2-1	0-1-0	---	---	3-3-3	.500	61-98	John "Runt" Faucette	Harry Hartsell
1922	3-2-0	1-2-0	0-2-0	---	---	4-6-0	.400	101-92	A.G. Floyd	Harry Hartsell
1923	2-3-0	1-3-0	0-1-0	---	---	3-7-0	.300	56-134	Dick Bostian	Harry Hartsell
1924	2-3-0	0-2-1	0-1-1	---	---	2-6-2	.300	43-147	P.C. Beatty	Buck Shaw
1925	2-3-0	1-1-1	0-1-0	---	---	3-5-1	.333	51-74	A.A. Johnston	Gus Tebell
1926	4-2-0	0-3-0	0-1-0	---	---	4-6-0	.400	66-102	F.G. "Tubby" Logan	Gus Tebell
1927	5-0-0	2-1-0	2-0-0	---	---	9-1-0	.900	206-69	N.B. Nicholson	Gus Tebell
1928	3-1-1	0-2-0	1-2-0	---	---	4-5-1	.450	157-100	Bob Warren	Gus Tebell
1929	1-3-0	0-4-0	0-1-0	---	---	1-8-0	.111	44-207	John Lepo	Gus Tebell
1930	2-3-0	0-3-0	0-2-0	---	---	2-8-0	.200	57-125	Mack Stout	John Van Liew
1931	0-4-0	2-1-0	1-1-0	---	---	3-6-0	.333	60-104	Charles Cobb	Clipper Smith
1932	3-0-2	2-1-0	1-0-0	---	---	6-1-2	.700	97-29	William "Red" Epsy	Clipper Smith
1933	1-1-3	0-4-0	0-0-0	0-4-0	10th	1-5-3	.278	23-62	Mope Cumiskey	Clipper Smith
1934	1-2-0	0-3-1	1-1-0	1-3-0	8th	2-6-1	.278	44-122	Ray Redding, Ken Stephens	Hunk Anderson
1935	1-3-0	3-1-0	2-0-0	2-2-0	6th	6-4-0	.600	87-76	Barnes Worth	Hunk Anderson
1936	3-2-0	0-5-0	0-0-0	2-4-0	10th	3-7-0	.300	75-76	Mac Cora	Hunk Anderson
1937	2-2-0	2-1-1	1-0-0	4-2-1	15th	5-3-1	.611	91-92	Game Captains	Doc Newton
1938	1-3-1	1-4-0	1-0-0	3-3-1	7th	3-7-1	.318	59-100	J.B. Hines, George Fry	Doc Newton
1939	0-4-0	1-3-0	1-1-0	2-4-0	9th	2-8-0	.200	49-191	Andy Pavlovsky, W.H. Retter	Doc Newton
1940	3-4-0	0-1-0	0-1-0	3-5-0	11th	3-6-0	.333	120-161	Pat Fehley, Howard Stroup	Doc Newton
1941	2-2-0	2-1-1	0-2-1	3-4-0	8th	4-5-2	.454	122-143	Bob Cathey, Everett "Cutie" Carter	Doc Newton
1942	2-2-1	1-2-0	1-0-1	3-1-2	6th	4-4-2	.500	70-142	Mario Stilwell, Jimmy Allen	Doc Newton
1943	2-3-0	1-2-0	0-1-0	1-4-0	9th	3-6-0	.333	78-227	Game Captains	Doc Newton
1944	3-1-0	2-0-0	2-1-0	3-1-0	T3rd	7-2-0	.778	173-63	Jim Maddock, Howard Turner	Beattie Feathers
1945	2-3-0	0-3-0	1-0-0	2-4-0	8th	3-6-0	.333	131-144	Tony Gaeta, Paul Gibson	Beattie Feathers
1946	4-0-0	3-2-0	1-1-0	6-1-0	3rd	8-3-0	.667	226-101	Curt Ramsey, Al Phillips	Beattie Feathers
1947	3-1-1	2-2-0	0-0-0	3-2-1	7th	5-3-1	.611	92-57	Al Phillips	Beattie Feathers
1948	1-2-1	2-4-0	0-0-0	1-4-1	14th	3-6-1	.350	107-128	Oscar Bozeman	Beattie Feathers
1949	2-2-0	0-5-0	1-0-0	3-6-0	13th	3-7-0	.300	134-192	Bob Bowlby	Beattie Feathers
1950	3-1-0	2-2-1	0-1-0	4-4-1	9th	5-4-1	.550	92-199	Tony Romanowsky	Beattie Feathers
1951	1-3-0	2-4-0	0-0-0	2-6-0	12th	3-7-0	.300	141-203	James O'Rourke	Beattie Feathers
1952	2-3-0	1-4-0	0-0-0	2-4-0	12th	3-7-0	.300	91-336	Ray Barkouski	Horace Hendrickson
1953	1-3-0	0-6-0	0-0-0	0-3-0	7th	1-9-0	.100	80-265	John Thompson, Chris Frauenhofer	Horace Hendrickson
1954	1-3-0	1-5-0	0-0-0	0-4-0	8th	2-8-0	.200	104-193	Don Langston	Earle Edwards
1955	1-3-1	3-1-0	0-1-0	0-2-1	7th	4-5-1	.450	206-193	Eddie West, Mike Nardone	Earle Edwards
1956	1-3-0	2-3-0	0-1-0	2-4-0	6th	3-7-0	.300	94-169	John Szuchan, George Marinkov	Earle Edwards
1957	1-1-1	5-0-1	1-0-0	5-0-1	1st	7-1-2	.800	155-67	Dick Hunter	Earle Edwards
1958	0-2-1	2-4-0	0-1-0	2-5-0	7th	2-7-1	.250	120-160	Bill Rearick	Earle Edwards
1959	0-4-0	0-5-0	1-0-0	0-6-0	8th	1-9-0	.100	117-201	Paul Balonick, Kelly Minyard	Earle Edwards
1960	3-0-0	3-3-1	0-0-0	4-1-1	2nd	6-3-1	.650	148-133	Bill Hill, Alex Gilleskie	Earle Edwards

1961	2-1-0	1-5-0	1-0-0	3-4-0	T5th	4-6-0	.400	129-149	Roman Gabriel	Earle Edwards
1962	1-2-0	2-3-1	0-1-0	3-4-0	T4th	3-6-1	.350	108-139	Skip Matthews	Earle Edwards
1963	3-0-0	4-2-0	1-1-0	6-1-0	T1st	8-3-0	.727	188-107	Joseph Scarpati	Earle Edwards
1964	3-0-0	2-5-0	0-0-0	5-2-0	1st	5-5-0	.500	119-194	Lou DeAngelis, Bennett Williams	Earle Edwards
1965	3-1-0	3-3-0	0-0-0	4-3-0	T1st	6-4-0	.600	134-110	Page Ashby, Shelby Mansfield	Earle Edwards
1966	3-2-0	2-2-0	0-1-0	5-2-0	2nd	5-5-0	.500	191-168	Bill James, Gary Rowe	Earle Edwards
1967	4-0-0	4-2--0	1-0-0	5-1-0	2nd	9-2-0	.818	214-94	Art McMahon, Steve Warren	Earle Edwards
1968	3-2-0	3-2-0	0-0-0	6-1-0	1st	6-4-0	.600	205-185	Carey Metts	Earle Edwards
1969	1-3-1	2-3-0	0-0-0	3-2-1	2nd	3-6-1	.350	183-201	Mike Hilka, Don Jordan, Gary Yount	Earle Edwards
1970	2-1-1	0-6-0	1-0-0	2-3-1	5th	3-7-1	.318	90-179	Jack Whitley	Earle Edwards
1971	1-4-0	2-4-0	0-0-0	2-4-0	6th	3-8-0	.273	137-274	George Smith, Gary Moser	Al Michaels
1972	5-0-1	2-3-0	1-0-0	4-1-1	2nd	8-3-1	.708	409-240	Pat Kenney, Tom Siegfried	Lou Holtz
1973	5-0-0	3-3-0	1-0-0	6-0-0	1st	9-3-0	.750	396-251	Willie Burden, Bob Pilz, Bill Yoest	Lou Holtz
1974	5-0-0	4-2-0	0-0-1	4-2-0	T2nd	9-2-1	.792	317-214	Stan Fritts, Mike Devine	Lou Holtz
1975	5-1-0	2-2-1	0-1-0	2-2-1	T3rd	7-4-1	.625	260-210	Dave Buckey, Tom Serfass, Tom Higgins, Eddie Poole	Lou Holtz
1976	1-4-1	2-3-0	0-0-0	2-3-0	5th	3-7-1	.318	205-258	Tom Butz, Mike Fagan, Bill Cherry, Ron Banther	Bo Rein
1977	4-3-0	3-1-0	1-0-0	4-2-0	T3rd	8-4-0	.667	259-177	Johnny Evans, Ralph Stringer, Bob Michael	Bo Rein
1978	5-1-0	3-2-0	1-0-0	4-2-0	3rd	9-3-0	.750	280-208	Tim Gillespie, Bill Cowher	Bo Rein
1979	4-2-0	3-2-0	0-0-0	5-1-0	1st	7-4-0	.636	258-213	Jim Ritcher, Billy Ray Vickers, Woodrow Willson	Bo Rein
1980	5-1-0	1-4-0	0-0-0	3-3-0	3rd	6-5-0	.545	222-212	Game Captains	Monte Kiffin
1981	3-4-0	1-3-0	0-0-0	2-4-0	5th	4-7-0	.364	182-223	Game Captains	Monte Kiffin
1982	5-1-0	1-4-0	0-0-0	3-3-0	T3rd	6-5-0	.545	206-255	Game Captains	Monte Kiffin
1983	2-5-0	1-3-0	0-0-0	1-5-0	T6th	3-8-0	.273	236-246	Vaughan Johnson, Greg Steele	Tom Reed
1984	2-5-0	1-3-0	0-0-0	1-5-0	T6th	3-8-0	.273	263-311	A.V. Richards, Frank Bush	Tom Reed
1985	1-5-0	2-3-0	0-0-0	2-5-0	T6th	3-8-0	.273	186-305	Vince Evans, Raymond Phillips	Tom Reed
1986	6-0-1	2-2-0	0-1-0	5-2-0	T2nd	8-3-1	.708	328-274	Kelvin Crooms, Erik Kramer	Dick Sheridan
1987	2-4-0	2-3-0	0-0-0	4-3-0	T3rd	4-7-0	.364	215-302	Joey Page, Mark Smith	Dick Sheridan
1988	5-1-1	2-2-0	1-0-0	4-2-1	3rd	8-3-1	.708	312-165	Scott Auer, Chuck Massaro, Nasrallah Worthen	Dick Sheridan
1989	5-2-0	2-2-0	0-1-0	4-3-0	T4th	7-5-0	.583	290-230	Ray Agnew, Shane Montgomery	Dick Sheridan
1990	5-1-0	1-4-0	1-0-0	3-4-0	6th	7-5-0	.583	298-189	Charles Davenport, Snake Vinson	Dick Sheridan
1991	6-1-0	3-1-0	0-1-0	5-2-0	T2nd	9-3-0	.750	304-222	Charles Davenport, Todd Harrison, Clayton Henry	Dick Sheridan
1992	5-1-0	3-1-1	1-1-0	6-2-0	2nd	9-3-1	.678	335-211	Neal Auer, Ricky Logo	Dick Sheridan
1993	5-1-0	2-3-0	0-1-0	4-4-0	5th	7-5-0	.583	278-327	Todd Ward, Dewayne Washington	Mike O'Cain
1994	5-1-0	3-2-0	1-0-0	6-2-0	2nd	9-3-0	.750	305-272	Eddie Goines, Carl Reeves	Mike O'Cain
1995	1-5-0	2-3-0	0-0-0	2-6-0	7th	3-8-0	.273	260-354	Rick Bell, Steve Keim, Jon Rissler	Mike O'Cain
1996	2-3-0	1-4-0	0-1-0	3-5-0	T6th	3-8-0	.273	268-401	Kenny Harris, Jimmy Grissett, Marc Primanti	Mike O'Cain
1997	4-2-0	2-3-0	0-0-0	3-5-0	T6th	6-5-0	.545	325-268	Morocco Brown, Seamus Murphy	Mike O'Cain
1998	5-1-0	2-2-0	0-2-0	5-3-0	4th	7-5-0	.583	343-302	Tremayne Stephens, Torry Holt	Mike O'Cain
1999	4-1-0	2-4-0	0-1-0	3-5-0	5th	6-6-0	.500	244-302	Bobbie Cotten, Torry Holt, Rodney Redd	Mike O'Cain
2000	5-1-0	2-3-0	1-0-0	4-4	5th	8-4-0	.667	341-308	Jamie Barnette, Lloyd Harrison	Mike O'Cain
2001	3-3-0	4-1-0	0-1-0	4-4-0	4th	7-5-0	.583	300-223	Jarvis Borum, Kent Passingham, Clayton White	Chuck Amato
2002	6-1-0	4-2-0	1-0-0	5-3-0	4th	11-3-0	.786	460-238	Levar Fisher, Olin Hannum, Brian Williams, Willie Wright	Chuck Amato
2003	6-1-0	1-4-0	1-0-0	4-4-0	4th	8-5-0	.615	489-395	Sean Berton, Terrence Holt, Dantonio Burnette, Shane Riggs	Chuck Amato
2004	2-4-0	2-2-0	1-0-0	3-5-0	t8th	5-6-0	.454	264-218	Jerricho Cotchery, Philip Rivers	Chuck Amato
2005	4-3-0	2-2-0	1-0-0	3-5-0	4th, Atl.	7-5-0	.583	235-212	Victor Stephens, Danny Young	Chuck Amato
2006	3-4-0	0-5-0	0-0-0	2-6-0	6th, Atl.	3-9-0	.250	210-262	Troy Graham, Andre Maddox	Chuck Amato
2007	3-4-0	2-3-0	0-0-0	3-5-0	t5th, Atl.	5-7-0	.417	249-339	Jed Paulsen, Patrick Thomas	Chuck Amato
2008	4-3-0	2-3-0	0-1-0	4-4-0	t3rd, Atl.	6-7-0	.461	305-342	Oliver Hoyte, Marcus Hudson, Manny Lawson, T.J. Williams	Chuck Amato
2009	5-3-0	0-4-0	0-0-0	2-6-0	5th, Atl.	5-7-0	.417	364-374	John Deraney, Leroy Harris, Pat Lowery, Tank Tyler	Chuck Amato
2010	5-1-0	3-3-0	1-0-0	5-3-0	2nd, Atl.	9-4-0	.692	414-277	Martrel Brown, John Dunlap, Marcus Stone	Tom O'Brien
2011	6-1-0	1-4-0	1-0-0	4-4-0	4th, Atl.	8-5-0	.615	367-321	Jeremy Gray, Anthony Hill	Tom O'Brien
2012	5-1-0	2-3-0	0-2-0	4-4-0	3rd, Atl.	7-6-0	.538	365-333	Jamelle Eugene, Jerrail McCuller, Willie Young	Tom O'Brien
2013	3-5-0	0-4-0	0-0-0	0-8-0	6th, Atl.	3-9-0	.250	274-362	Nate Irving, Jarvis Williams, Russell Wilson	Tom O'Brien
2014	4-3-0	3-2-0	1-0-0	3-5-0	5th, Atl.	8-5-0	.571	392-351	George Bryan, J.R. Sweezy	Tom O'Brien
2015	3-3-0	4-2-0	0-1-0	3-5-0	4th, Atl.	7-6-0	.538	432-336	Mike Glennon, Sterling Lucas	Tom O'Brien
2016	4-3-0	2-3-0	1-0-0	3-5-0	t4th, Atl.	7-6-0	.538	351-296	Game Captains	Dave Doeren
									Game Captains	Dave Doeren
									Game Captains	Dave Doeren
									Bradley Chubb, Cole Cook, Matthew Days, Jack Tocho	Dave Doeren



NC STATE YEAR-BY-YEAR STATS

Year	Gms	Plays	Total Yards	Yds/ Game	Yds/ Play	Rush Att	Rush Yds	Rush Yds/ Game	Yds/ Rush	Pass Att	Pass Cmp	Pass Yds	Had Int.	Cmp %	Pass Yd/ Game	Punt Avg.	PR	Yds	Avg.
1953	10	544	1651	165.1	3.0	402	983	98.3	2.4	142	48	668	11	.338	66.8	30.8	28	288	10.3
1954	10	640	1955	195.5	3.0	504	1309	130.9	2.6	136	62	646	12	.456	64.6	33.7	11	114	10.4
1955	10	517	2584	258.4	4.9	401	1780	178.0	4.4	116	56	804	8	.483	80.4	35.5	17	199	11.7
1956	10	565	2422	242.2	4.3	418	1624	162.4	3.9	147	58	798	11	.394	79.8	37.7	23	120	5.2
1957	10	557	2370	237.0	4.2	470	1868	186.8	4.0	87	34	502	11	.391	50.2	37.8	30	265	8.8
1958	10	615	2438	243.8	3.9	480	1746	174.6	3.6	135	54	692	15	.400	69.2	38.1	29	323	11.2
1959	10	669	2404	240.4	3.6	459	1116	111.6	2.4	210	117	1288	16	.557	128.8	33.6	34	218	6.4
1960	10	602	2519	251.9	4.2	415	1337	133.7	3.2	187	105	1182	7	.565	118.2	38.7	18	144	8.0
1961	10	568	2203	220.3	3.9	381	1237	123.7	3.2	187	100	966	6	.533	96.6	39.0	24	306	12.8
1962	10	606	2236	223.6	3.7	462	1327	132.7	2.9	144	77	909	5	.514	90.9	33.5	29	360	12.4
1963	10	581	2699	269.9	4.6	433	1784	178.4	4.1	160	78	915	11	.493	91.5	36.6	27	277	10.3
1964	10	583	2269	226.9	3.9	453	1523	152.3	3.4	130	59	746	9	.534	74.6	40.9	26	231	8.9
1965	10	682	2418	241.8	3.5	509	1639	163.9	3.2	173	86	879	7	.497	87.9	36.7	25	157	6.3
1966	10	692	2874	287.4	4.1	470	1683	168.3	3.6	223	104	1191	12	.468	119.1	36.6	25	220	8.8
1967	11	660	2990	271.8	4.5	492	1824	165.8	3.7	193	102	1166	6	.506	106.0	34.5	37	600	16.2
1968	10	718	3060	306.0	4.3	566	2117	211.7	3.7	152	73	943	17	.480	94.3	39.8	38	536	14.1
1969	10	637	2506	250.6	3.9	500	1889	188.9	3.8	137	58	617	9	.423	61.7	40.0	32	230	7.2
1970	11	705	2178	198.0	3.1	516	1429	129.9	2.8	189	75	749	18	.396	68.1	38.7	34	379	11.1
1971	11	708	2712	246.5	3.8	491	1509	137.2	3.1	217	90	1203	17	.415	109.4	38.7	27	273	10.1
1972	11	846	4758	432.5	5.6	604	2472	224.7	4.1	242	131	2286	18	.541	207.8	35.7	26	276	10.6
1973	11	817	4509	409.9	5.5	603	2995	272.3	5.0	214	99	1514	12	.463	137.6	37.9	26	179	6.9
1974	11	786	4467	406.1	5.7	592	2713	246.6	4.6	194	119	1754	11	.613	159.5	43.5	28	220	7.9
1975	11	795	3960	360.0	4.9	583	2397	217.9	4.1	212	117	1563	12	.552	142.1	43.1	34	203	5.9
1976	11	779	2746	249.6	3.5	575	2553	232.1	4.4	204	94	1193	11	.461	108.4	46.1	29	169	5.8
1977	11	828	4180	380.0	5.0	618	2754	250.4	4.5	210	95	1426	10	.452	129.6	42.2	28	152	5.4
1978	11	822	3615	328.6	4.4	667	2471	224.6	3.7	155	72	1144	15	.464	104.9	36.9	30	209	6.9
1979	11	831	3684	334.9	4.4	672	2496	226.9	3.7	159	82	1188	8	.516	108.0	36.5	26	264	10.2
1980	11	789	3646	331.4	4.6	574	2376	216.0	4.1	215	111	1270	15	.527	115.4	40.8	18	53	2.9
1981	11	756	3452	313.8	4.6	543	2323	211.2	4.3	213	96	1129	16	.450	102.6	35.6	27	363	13.4
1982	11	766	3161	287.4	4.1	511	1627	147.9	3.2	255	139	1534	10	.545	139.5	37.2	29	217	7.5
1983	11	837	4153	377.5	4.9	505	1919	174.4	3.8	322	196	2234	15	.590	203.1	37.9	25	118	4.7
1984	11	798	3974	361.3	4.9	516	2102	191.1	4.1	282	155	1872	19	.550	170.2	37.5	18	96	5.3
1985	11	821	3774	343.1	4.6	436	929	84.4	2.1	385	213	2845	18	.553	258.6	39.4	32	202	6.3
1986	11	779	3943	358.5	5.1	481	760	69.1	3.7	298	153	2183	18	.513	198.5	41.3	20	128	6.4
1987	11	776	3264	296.7	4.2	473	1379	125.4	2.9	303	152	1885	19	.502	171.4	43.5	32	180	5.6
1988	11	812	3950	359.1	4.8	501	1647	149.7	3.3	311	173	2303	10	.556	209.4	40.2	32	272	8.5
1989	11	880	4444	404.0	5.1	447	1646	149.6	3.7	433	234	2798	18	.540	254.4	37.8	35	239	6.8
1990	11	772	3598	327.1	4.7	511	1812	164.7	3.5	261	145	1786	9	.556	162.4	37.6	44	537	12.2
1991	11	819	3870	351.8	4.7	508	1794	163.1	3.5	311	157	2076	9	.505	188.7	38.5	46	356	7.7
1992	12	845	4737	394.7	5.6	544	2464	205.3	4.5	311	191	2273	10	.614	189.4	38.4	34	334	9.8
1993	11	752	4368	397.1	5.8	403	1696	154.2	4.2	349	195	2672	13	.559	242.9	38.1	25	197	7.8
1994	11	773	4237	385.2	5.5	479	2112	192.0	4.4	199	116	2125	12	.575	193.2	36.0	23	194	8.4
1995	11	787	4048	368.0	5.1	455	1581	143.7	3.5	332	184	2467	12	.554	224.3	38.3	18	108	6.0
1996	11	790	3884	353.1	4.9	454	1540	140.0	3.4	336	157	2344	10	.464	213.1	35.5	22	229	10.4
1997	11	760	4414	401.3	5.7	452	1967	178.8	3.4	317	180	2447	14	.568	222.5	39.1	20	225	11.2
1998	11	811	4871	442.8	6.0	406	1470	133.6	3.6	405	210	3401	11	.519	309.2	35.5	26	325	12.5
1999	12	795	3898	324.8	4.9	437	1361	113.4	3.1	358	182	2537	9	.508	211.4	38.2	28	281	10.0
2000	11	806	4358	396.2	5.4	351	1140	103.6	3.2	455	242	3218	11	.532	292.5	37.1	19	256	13.5
2001	11	740	3940	358.2	5.3	335	1228	111.6	3.5	385	248	2712	7	.644	246.5	40.9	20	155	7.7
2002	14	969	5485	391.8	5.7	522	2017	144.1	3.9	447	273	3468	11	.611	247.7	37.2	35	290	8.3
2003	13	888	5891	453.2	6.6	392	1311	100.8	3.3	496	357	4580	7	.720	352.3	42.7	21	220	10.5
2004	11	778	3839	349.0	4.9	435	1617	147.0	3.7	343	191	2,222	16	.557	202.0	41.9	37	397	10.7
2005	12	775	2,775	314.6	4.9	440	1,493	124.4	3.4	335	183	2,282	14	.546	190.2	38.6	36	242	6.7
2006	12	753	3,624	302.0	4.8	374	1,436	119.7	3.8	379	196	2,188	16	.517	182.3	39.1	28	225	8.0
2007	12	857	4,019	334.9	4.7	355	1,071	89.2	3.0	502	281	2,948	23	.560	245.7	36.7	27	357	13.2
2008	13	834	4,279	329.2	5.1	442	1,601	123.2	3.6	392	197	2,678	14	.503	206.0	38.2	20	166	8.3
2009	12	840	4,726	393.8	5.6	419	1,451	120.9	3.5	421	248	3,275	13	.589	272.9	37.1	29	274	9.5
2010	13	1,006	5,258	404.5	5.2	461	1,603	123.3	3.5	545	319	3,655	14	.585	281.2	37.8	22	205	9.3
2011	13	914	4,483	344.8	4.9	448	1,363	104.8	3.0	466	291	3,120	12	.624	240.0	37.2	19	208	10.9
2012	13	1,040	5,475	421.2	5.3	471	1,444	111.1	3.1	569	330	4,031	17	.580	310.1	38.4	34	316	9.3
2013	12	945	4,842	403.5	5.1	519	2,338	162.7	3.8	426	249	2,890	15	.585	240.8	42.0	21	275	13.1
2014	13	889	5,311	408.5	6.0	508	2,979	204.5	5.2	381	224	2,652	6	.588	204.0	45.4	17	62	3.6
2015	13	953	5,367	412.8	5.6	540	2,976	202.1	4.9	413	246	2,740	6	.596	210.8	41.8	28	363	13.0
2016	13	942	5,417	416.7	5.8	504	2,030	156.2	4.0	438	263	3,387	12	.600	260.5	39.7	15	132	8.8



Year	KOR	KOR Yds	KOR Avg	Int	Int Yds	1st Downs	Total Points	Pts/ Game	Tot TD	Rush TD	Pass TD	Ret TD	FGM-A	PAT	Punt Yds	Fum- Lost	3rd Down Pen	Conv	Sacks by
1953	37	850	22.9	9	197	NA	80	8.0	12	NA	NA	NA	NA	NA	NA	NA	NA	NA	NA
1954	34	766	22.5	11	138	115	104	10.4	15	NA	NA	NA	NA	NA	NA	NA	NA	NA	NA
1955	32	661	20.6	13	169	128	206	20.6	31	20	8	3	0-0	NA	NA	1315	40-24	-382	NA
1956	32	667	20.8	9	NA	125	94	9.4	14	7	7	0	0-3	NA	1962	26-14	-302	NA	NA
1957	19	516	27.1	15	242	91	155	15.5	23	13	7	3	1-5	NA	2535	18-12	-438	NA	NA
1958	31	593	19.1	11	65	135	120	12.0	18	11	7	0	0-2	12-14	2058	23-16	-352	NA	NA
1959	36	711	19.7	10	65	148	117	11.7	17	12	5	0	1-5	9-14	2118	26-15	41-427	NA	NA
1960	27	621	23.0	18	219	151	148	14.8	21	12	8	1	2-2	10-17	2051	21-13	36-395	NA	NA
1961	28	585	20.9	8	73	127	129	12.9	19	10	8	1	1-3	10-12	2420	18-9	27-289	NA	NA
1962	27	601	22.2	11	77	119	108	10.8	16	NA	6	NA	1-8	7-12	2183	29-16	54-543	NA	NA
1963	22	457	20.7	14	164	138	188	17.6	25	NA	9	NA	1-7	19-22	2149	12-7	40-346	NA	NA
1964	29	553	19.1	9	138	128	119	11.9	16	NA	8	NA	4-8	11-14	2165	22-11	43-454	NA	NA
1965	25	463	8.5	23	NA	147	134	13.4	16	NA	1	2	7-14	15-16	2530	19-8	36-370	NA	NA
1966	28	602	21.5	16	262	160	191	19.1	23	NA	5	5	10-24	21-21	1975	17-11	27-227	NA	NA
1967	16	246	15.3	17	212	168	214	18.2	21	NA	8	2	17-22	19-19	2241	15-8	33-385	NA	NA
1968	35	805	23.0	15	238	167	205	20.5	25	NA	7	4	9-16	22-23	2307	24-13	41-388	NA	NA
1969	40	708	17.7	13	169	144	183	18.3	23	NA	2	3	9-19	12-15	2667	25-12	25-219	NA	NA
1970	38	694	18.3	16	255	133	90	8.2	10	NA	5	1	7-15	7-7	3210	28-17	45-496	NA	NA
1971	50	869	17.3	8	32	150	147	13.4	20	NA	7	1	4-12	13-15	2669	28-20	38-397	NA	NA
1972	42	800	19.1	15	161	257	409	34.1	50	NA	10	1	4-10	40-42	1929	25-12	61-670	NA	NA
1973	38	774	20.3	16	180	230	270	33.2	51	NA	10	0	4-5	41-48	1896	19-11	41-385	NA	NA
1974	31	670	21.6	15	255	242	317	22.0	39	NA	12	0	4-12	23-31	1653	32-19	64-536	NA	NA
1975	38	906	23.8	6	56	223	260	22.7	33	NA	6	0	6-14	18-22	2069	32-19	37-251	NA	NA
1976	48	922	19.2	7	66	204	205	18.6	27	NA	3	0	6-13	23-24	2168	52-22	64-591	NA	NA
1977	35	766	21.8	16	94	231	259	21.4	30	NA	8	2	9-16	28-28	2448	50-23	57-487	NA	NA
1978	37	610	16.5	20	215	200	280	22.7	28	NA	2	2	17-19	25-26	2510	30-12	61-516	NA	29-208
1979	27	521	19.3	12	44	208	258	23.4	34	NA	5	1	7-9	33-34	2226	37-15	49-457	NA	32-217
1980	30	526	17.5	15	218	205	222	18.6	28	20	6	2	9-13	23-25	2531	28-17	58-638	NA	21-175
1981	21	460	21.9	19	262	180	182	16.5	22	13	6	3	11-17	15-20	2495	47-19	45-480	NA	28-201
1982	28	463	16.5	16	142	186	206	18.7	27	17	8	1	8-14	18-22	3167	32-19	67-544	NA	32-231
1983	34	690	20.3	18	134	229	236	21.4	29	19	8	2	12-15	24-27	2236	25-13	73-598	67-174	28-226
1984	36	726	20.2	11	328	229	263	23.9	30	16	12	2	18-24	25-27	1838	15-7	52-423	72-167	22-156
1985	37	751	20.3	7	85	210	186	16.9	22	3	18	1	11-16	15-17	2800	29-16	62-561	62-181	19-127
1986	40	848	21.2	16	211	221	328	27.3	38	23	14	1	13-17	33-35	2355	22-12	47-408	70-165	13-78
1987	52	1079	20.7	15	258	183	212	19.3	27	14	13	0	8-14	24-25	2912	34-15	51-437	54-165	22-159
1988	37	796	21.5	21	270	201	312	25.8	37	25	11	1	9-19	35-35	2651	25-15	59-549	67-175	28-244
1989	41	778	18.9	14	203	252	290	25.4	32	15	16	1	19-28	27-29	1927	19-12	37-291	92-189	28-170
1990	34	724	21.3	17	127	198	298	24.3	33	20	9	2	12-18	29-32	2560	26-17	58-472	64-167	31-233
1991	34	815	23.9	18	248	208	304	24.5	33	18	11	3	14-24	26-28	2581	15-8	47-385	67-188	22-132
1992	31	613	19.7	18	245	253	335	27.1	40	22	12	5	15-23	40-40	2417	29-16	47-342	72-175	35-272
1993	41	644	15.7	10	104	234	278	24.6	34	14	20	0	12-13	27-29	1866	30-17	57-370	54-133	27-180
1994	40	814	20.4	9	173	216	305	25.2	33	19	12	2	16-18	29-31	1872	34-18	58-436	63-166	16-101
1995	45	886	19.7	11	125	234	260	23.6	32	14	17	1	11-13	27-28	1837	29-15	74-579	63-154	17-102
1996	50	1049	20.9	9	130	204	268	24.4	30	15	12	3	20-20	24-25	2130	26-19	84-662	62-174	22-133
1997	42	923	21.9	8	83	229	325	29.5	42	20	20	2	10-17	39-39	2113	25-8	73-609	64-155	27-162
1998	36	628	17.4	19	130	231	366	31.6	43	17	20	3	13-18	36-38	1808	19-10	55-486	68-168	20-158
1999	35	659	18.8	15	58	214	244	20.3	36	13	14	3	9-14	25-27	2906	33-15	87-674	53-171	30-206
2000	36	826	22.9	10	114	225	379	31.0	43	13	28	2	13-18	38-40	2223	25-9	97-835	63-173	32-228
2001	27	548	20.3	7	192	215	319	27.3	37	15	18	4	16-17	28-33	2166	22-6	82-708	62-156	28-215
2002	37	923	24.9	16	129	281	460	32.8	62	33	20	9	10-16	52-59	2268	27-13	101-881	96-202	48-355
2003	44	764	17.4	11	315	311	489	37.6	65	20	35	10	12-17	56-59	2265	26-12	100-907	76-1162	27-182
2004	25	585	23.4	9	138	212	264	24.0	32	17	10	5	13-22	29-29	2,514	23-16	101-779	53-163	33-237
2005	34	864	25.4	13	199	185	249	21.4	29	13	14	2	15-20	28-29	2,884	19-10	91-743	42-165	41-292
2006	41	886	21.6	7	121	193	194	17.5	25	11	10	4	12-16	22-23	2,968	15-7	86-696	55-170	24-193
2007	64	1,331	20.8	10	58	220	249	20.75	29	12	14	3	16-18	25-25	2,530	17-9	79-654	71-195	27-177
2008	60	1,387	23.1	18	197	223	305	23.5	37	14	20	3	16-19	33-34	2,369	28-6	71-550	68-179	23-144
2009	61	1,332	21.8	8	65	266	364	30.3	48	15	32	1	10-12	46-47	1,743	24-12	64-519	69-154	24-159
2010	45	855	19.0	9	164	414	414	31.8	50	17	28	5	21-27	49-50	2,342	23-8	65-473	90-208	42-284
2011	52	1,121	21.6	27	381	239	367	28.2	48	10	32	6	11-16	46-47	2,570	24-13	65-609	87-201	38-242
2012	52	1,225	23.6	16	192	284	365	28.1	47	12	31	4	13-23	44-46	2,882	32-16	87-656	95-230	33-225
2013	44	835	19.0	12	146	249	274	22.8	31	14	14	3	19-23	31-31	2,859	14-6	69-520	82-214	20-115
2014	36	658	18.3	10	159	282	392	30.2	51	27	23	1	12-17	46-48	2,724	19-9	63-558	81-177	30-236
2015	41	1,053	25.7	13	77	279	432	33.2	59	36	20	3	7-14	55-57	2,799	14-7	72-687	81-197	32-175
2016	37	858	23.2	10	130	284	351	27.0	47	23	20	4	9-17	42-45	53-2104	17-8	78-810	84-192	37-258



OPPONENT YEAR-BY-YEAR STATS

Year	Gms	Plays	Total Yards	Yds/ Gam	Yds/ Play	Rush Att	Rush Yds	Rush Yds/ Game	Yds/ Rush	Pass Att	Pass Cmp	Pass Yds	Had Int.	Cmp %	Pass Yd/ Game	Punt Avg.	PR	Yds.
1953	10	544	1651	165.1	3.0	402	983	98.3	2.4	142	48	668	11	.338	66.8	30.8	28	288
1954	10	NA	2858	285.8	NA	NA	2022	202.2	NA	138	66	836	NA	NA	83.6	NA	NA	NA
1955	10	630	2813	281.3	4.5	492	2044	204.4	4.1	138	57	809	13	.413	80.9	32.3	NA	353
1956	10	696	3045	304.5	4.3	601	2515	251.5	4.2	95	44	530	9	.463	53.0	32.5	NA	407
1957	10	622	2364	236.4	3.8	482	1528	152.8	3.2	140	61	836	15	.436	83.6	35.4	NA	293
1958	10	611	2692	269.2	4.4	469	1634	163.4	3.5	142	77	1058	11	.542	105.8	34.9	35	472
1959	10	575	2562	256.2	4.4	442	1582	158.2	3.6	133	62	980	16	.466	98.0	36.9	42	433
1960	10	642	2517	251.7	3.9	486	1715	171.5	3.5	156	70	802	18	.448	80.2	37.2	37	467
1961	10	666	2712	271.2	4.1	523	1928	192.8	3.6	143	69	784	8	.482	78.4	35.7	39	638
1962	10	615	2672	267.2	2.3	421	1408	140.8	3.3	194	98	1264	11	.505	126.4	35.3	25	174
1963	10	647	2693	269.3	4.2	454	1670	167.0	3.6	199	94	923	13	.472	92.3	36.1	22	144
1964	10	660	2929	292.9	4.4	469	1904	190.4	4.1	191	97	1025	9	.508	102.5	34.5	33	292
1965	10	680	2545	254.5	3.7	426	1254	125.4	2.9	254	114	1291	23	.449	129.1	38.1	41	387
1966	10	637	2749	274.9	4.3	426	1409	140.9	3.3	211	107	1340	16	.507	134.0	38.9	34	323
1967	11	688	2809	255.4	4.1	466	1461	128.1	3.1	245	116	1348	17	.473	122.5	36.2	36	213
1968	10	711	3125	312.5	4.4	487	1660	166.0	3.4	224	106	1465	13	.473	146.5	37.3	26	265
1969	10	733	2963	296.3	4.0	515	1715	171.5	3.3	218	113	1248	13	.518	124.8	38.8	44	525
1970	11	848	3638	330.7	4.3	597	2232	202.9	3.7	251	116	1406	16	.462	127.8	36.4	50	429
1971	11	842	3825	347.7	4.5	655	2623	238.5	4.0	177	93	1202	8	.795	109.3	37.4	35	355
1972	11	800	3663	333.3	4.6	532	1986	180.5	3.7	268	129	1677	15	.481	152.4	37.7	24	162
1973	11	790	3712	337.4	4.7	576	2394	217.6	4.2	214	106	1318	16	.495	119.9	39.4	22	247
1974	11	776	3812	346.5	4.9	566	2386	216.9	4.2	210	106	1426	14	.505	129.6	38.9	20	93
1975	11	760	3720	338.2	4.9	625	2945	267.7	4.7	144	64	775	6	.444	70.4	38.6	20	195
1976	11	796	4374	397.6	5.5	605	2965	269.5	4.9	191	98	1409	7	.513	128.1	37.3	19	104
1977	11	756	3555	323.2	4.7	551	2330	211.8	4.2	205	90	1225	15	.439	111.3	39.8	33	232
1978	11	760	3213	292.1	4.2	517	1858	168.9	3.6	243	106	1355	20	.436	123.2	38.4	25	211
1979	11	717	3390	308.2	4.7	507	2276	206.9	4.5	210	93	1114	12	.443	101.3	39.5	19	139
1980	11	757	3531	321.0	4.7	476	1686	153.3	3.5	281	148	1845	15	.527	167.7	NA	29	148
1981	11	795	3400	309.1	4.3	558	2000	181.8	3.6	237	121	1400	19	.510	127.3	38.7	34	367
1982	11	808	3787	344.3	4.7	527	1845	167.7	3.5	281	147	1942	16	.525	176.5	39.1	36	228
1983	11	790	3971	361.0	5.0	481	1816	165.1	3.8	309	172	2155	18	.557	195.9	37.9	25	118
1984	11	859	4542	412.9	5.3	632	2700	245.5	4.3	227	129	1842	19	.569	167.5	37.5	21	151
1985	11	824	4160	378.2	5.0	562	2332	212.0	4.2	262	134	1828	7	.511	166.2	43.1	37	243
1986	11	868	4422	402.0	5.1	470	1907	173.4	4.1	398	229	2575	16	.575	234.1	37.5	32	275
1987	11	883	4216	383.3	4.8	523	1920	174.5	3.7	360	177	2296	13	.492	208.7	37.4	39	294
1988	11	783	2907	264.3	3.7	451	1140	103.6	2.5	332	155	2303	21	.467	209.4	38.9	29	228
1989	11	737	3349	304.4	4.5	469	1503	136.6	3.2	268	137	1846	14	.511	167.8	39.0	25	166
1990	11	772	3054	277.6	3.9	434	1206	109.6	2.8	338	163	1848	17	.482	168.0	41.7	35	265
1991	11	710	3346	304.2	4.7	381	1349	122.6	3.5	329	175	1997	18	.532	181.5	34.0	33	257
1992	12	889	4272	356.0	4.8	544	1978	164.8	4.5	405	214	2294	10	.614	191.2	38.4	34	334
1993	11	835	4557	414.3	5.5	495	2133	193.9	4.3	340	219	2424	10	.644	220.4	38.8	20	131
1994	11	748	3564	324.0	4.8	408	1493	135.7	3.7	340	192	2071	9	.565	188.3	40.2	22	254
1995	11	788	4645	422.3	5.9	471	2104	191.3	3.5	317	215	2541	12	.554	231.0	38.2	24	196
1996	11	810	4706	427.8	5.8	509	2501	227.4	4.9	301	166	2205	9	.551	200.5	37.9	25	260
1997	11	760	4170	379.1	5.5	409	1432	130.2	4.9	351	194	2738	8	.553	248.9	41.8	22	190
1998	11	757	4119	374.5	5.4	443	1848	168.0	4.2	314	164	2271	19	.522	206.5	37.4	17	172
1999	12	882	4313	359.4	4.9	520	1887	157.3	3.6	362	195	2426	15	.539	202.2	37.4	39	383
2000	11	827	4131	375.5	5.0	509	2101	191.0	4.1	318	176	2030	10	.553	184.5	38.5	26	164
2001	11	796	3952	359.3	5.0	454	1582	142.0	3.4	342	201	2390	7	.588	217.3	36.1	35	328
2002	13	962	4211	300.8	4.4	525	2336	125.3	3.3	437	217	2457	16	.497	245.7	32.7	34	311
2003	13	986	5473	421.0	5.6	470	2194	136.9	3.8	516	305	3693	11	.591	284.1	38.6	33	285
2004	11	701	2,435	221.4	3.5	429	1,126	102.4	2.6	272	118	1,309	9	.434	119.0	39.9	33	377
2005	12	841	3,584	298.7	4.3	461	1,841	107.2	2.8	280	185	2,298	13	.487	191.5	39.8	45	381
2006	12	750	3,806	317.2	5.1	481	1806	150.5	3.8	269	138	2,000	7	.513	166.7	40.5	29	181
2007	12	916	4,727	393.9	5.2	517	2,237	186.4	4.3	399	218	2,490	10	.546	207.5	42.3	17	53
2008	13	889	5,082	390.9	5.7	442	1,849	142.2	4.2	447	278	3,233	18	.622	248.7	43.4	22	128
2009	12	762	4,335	361.2	5.7	425	1,669	139.1	3.9	337	211	2,666	8	.626	222.2	41.2	11	112
2010	13	839	4,412	339.4	5.3	433	1,486	114.3	3.4	406	246	2,926	9	.606	225.1	38.5	20	157
2011	13	865	4,614	354.9	5.3	458	1,706	131.2	3.7	407	234	2,908	27	.575	223.7	39.7	15	69
2012	13	949	5,261	404.7	5.5	494	2,012	154.8	4.1	455	264	3,249	16	.580	249.9	39.2	13	105
2013	12	814	2,793	39.4	5.9	431	2,440	180.2	5.0	383	227	2,631	12	.593	219.2	40.4	22	122
2014	13	926	4,850	373.1	5.2	521	2,189	168.4	4.2	405	226	2,661	10	.558	204.7	42.0	28	217
2015	13	828	4,559	350.7	5.5	444	2,275	147.5	4.3	384	210	2,642	13	.547	203.2	42.5	18	52
2016	13	894	4,586	352.8	5.1	424	1,412	108.6	3.3	470	275	3,174	10	.585	244.2	37.6	9	134



Year	KOR	Yards	Int	Yards	1st Downs	Pts/ Game	Total TD	Rush TD	Pass TD	Ret. TD	FGM-A	PAT	Punt Yds.	Fumbles	Penalties	3rd Down Conv.	Sacks by
1953	37	850	22.9	9	197	NA	80	8.0	12	NA	NA	NA	NA	NA	NA	NA	NA
1954	NA	NA	NA	NA	140	NA	NA	NA	NA	NA	NA	NA	NA	NA	NA	NA	NA
1955	NA	637	8	NA	111	19.3	29	18	7	4	0-1	NA	1066	34-24	-448	NA	NA
1956	NA	518	11	NA	170	16.9	25	19	5	1	0-2	NA	1961	33-16	-717	NA	NA
1957	NA	520	11	NA	123	6.7	10	5	4	1	0-3	NA	2371	25-15	-490	NA	NA
1958	28	390	15	NA	139	16.0	24	17	6	1	0-0	NA	1958	22-13	-492	NA	NA
1959	29	458	16	243	122	20.1	29	16	10	3	3-5	18-25	2177	22-12	71-696	NA	NA
1960	31	540	7	15	157	11.3	15	9	6	0	3-4	10-11	1752	22-11	42-426	NA	NA
1961	28	531	6	20	149	14.9	20	12	6	2	4-8	11-15	2106	19-11	46-501	NA	NA
1962	23	443	5	40	128	13.9	19	NA	5	NA	4-7	11-13	2225	17-8	47-406	NA	NA
1963	33	598	11	104	153	9.1	12	NA	6	NA	2-6	9-9	2085	11-9	39-259	NA	NA
1964	28	539	9	109	163	19.4	20	NA	5	NA	0-4	20-22	1691	16-9	62-576	NA	NA
1965	32	557	7	NA	147	11.0	14	NA	5	NA	4-9	12-12	2171	12-8	48-428	NA	NA
1966	40	782	12	50	140	16.8	22	10	11	1	5-8	21-22	2687	16-9	53-487	NA	NA
1967	43	836	6	101	162	7.9	12	4	7	1	2-9	7-10	2568	26-13	43-423	NA	NA
1968	39	895	17	198	171	18.5	25	13	11	1	6-9	13-16	2496	28-17	54-471	NA	NA
1969	33	694	9	146	180	20.1	24	17	4	3	11-18	18-21	2223	21-11	56-543	NA	N
1970	21	420	18	195	216	16.3	24	15	9	0	6-17	17-21	2623	43-23	69-564	NA	NA
1971	21	362	17	239	211	24.9	37	27	10	0	6-10	30-34	2355	46-21	61-582	NA	NA
1972	57	1195	18	278	212	20.6	29	18	10	1	9-16	26-28	2259	22-10	55-616	NA	NA
1973	59	1064	12	34	204	21.2	31	20	8	3	6-14	19-23	2125	29-17	47-433	NA	NA
1974	51	1020	12	121	224	19.1	28	21	7	0	5-11	17-19	2064	32-16	49-432	NA	NA
1975	41	758	12	43	200	17.9	25	19	5	1	8-14	21-22	2356	29-18	53-506	NA	NA
1976	17	342	11	61	227	23.4	32	22	10	0	12-18	26-29	1865	27-16	52-404	NA	NA
1977	35	667	11	153	177	15.2	21	10	9	2	9-16	28-28	2448	50-23	57-487	NA	NA
1978	45	1066	15	143	170	17.4	21	11	7	3	15-20	18-19	2474	28-13	52-538	NA	29-208
1979	31	540	8	73	168	19.4	27	21	6	0	8-10	23-25	2842	22-10	60-598	NA	NA
1980	21	525	15	97	190	19.3	27	13	12	2	7-18	25-25	NA	30-16	74-677	NA	NA
1981	21	460	16	216	200	20.3	27	14	12	2	9-20	24-25	2440	26-13	47-392	NA	NA
1982	26	447	10	143	192	23.2	30	18	11	1	16-25	25-25	2775	27-15	63-591	NA	NA
1983	34	690	15	139	222	22.4	30	16	11	2	10-15	24-24	2340	21-10	49-500	70-157	24-183
1984	33	549	19	103	256	28.3	39	33	6	0	13-17	32-33	1948	30-15	59-506	74-161	25-182
1985	32	684	18	240	223	27.7	40	21	15	3	9-16	34-35	3101	23-12	69-635	63-188	52-390
1986	49	928	18	164	241	22.6	29	14	12	3	16-26	25-25	2098	30-18	73-630	61-171	17-85
1987	37	598	15	258	232	27.4	39	25	10	3	10-17	28-30	2246	36-15	63-538	71-166	31-234
1988	45	822	10	235	165	12.9	12	5	6	1	20-27	8-9	2841	31-13	76-636	58-179	9-94
1989	45	791	18	393	176	19.4	27	12	11	4	8-12	23-23	2654	36-17	57-514	54-157	11-62
1990	32	498	9	20	180	14.7	19	6	11	1	10-19	14-14	3083	22-13	64-494	61-176	35-212
1991	48	830	9	78	173	16.8	23	12	10	1	8-12	23-23	2807	27-17	47-396	46-153	26-203
1992	31	613	10	46	227	15.3	20	8	12	0	15-25	19-19	2668	25-13	66-525	67-192	28-194
1993	38	735	13	184	252	25.9	36	19	17	0	10-15	29-29	1936	30-13	69-579	71-163	14-110
1994	51	1018	12	110	208	22.8	32	11	15	6	11-18	24-26	2334	19-10	59-551	53-149	16-111
1995	40	784	12	138	255	32.2	46	24	20	1	12-18	38-41	1529	21-9	64-551	69-146	30-205
1996	35	635	10	252	239	36.4	53	25	20	9	12-13	41-45	1934	18-9	69-652	72-163	33-261
1997	47	1033	14	29	206	24.5	33	12	19	1	13-18	28-29	2511	19-10	80-692	54-155	20-112
1998	62	1167	11	187	211	27.4	40	25	12	1	7-10	35-35	2271	20-6	69-587	51-148	27-197
1999	41	825	9	148	241	25.2	35	20	12	3	19-25	32-32	2131	25-11	98-824	53-174	27-178
2000	45	1037	11	152	228	28.0	40	24	14	2	10-17	36-39	2217	28-14	96-772	66-173	35-216
2001	45	1039	7	17	232	20.3	29	10	18	1	7-18	28-28	46-1659	20-16	98-796	64-156	17-102
2002	54	1177	11	136	252	17.0	29	13	13	3	13-19	22-24	2614	31-15	104-907	57-206	11-54
2003	42	1084	7	62	301	29.6	46	17	28	1	23-28	36-39	2279	27-10	87-772	72-199	17-89
2004	32	773	16	306	135	19.7	23	6	12	5	19-25	23-23	3,229	14-6	67-531	50-180	31-198
2005	29	628	14	169	205	19.3	25	11	10	4	12-21	24-25	3,306	17-11	88-677	56-191	28-183
2006	30	713	16	109	198	21.8	29	16	12	1	20-25	26-27	2,914	13-5	75-634	55-166	19-119
2007	43	947	12	470	243	28.3	37	18	14	5	26-35	35-36	2794	20-6	79-636	70-202	26-191
2008	57	1,261	14	244	278	26.3	39	17	20	2	19-21	38-29	2,214	19-10	64-591	69-174	29-197
2009	65	1,435	13	234	217	31.2	49	26	20	3	11-16	47-49	2,306	15-6	78-797	68-160	32-210
2010	76	1,669	14	156	209	21.3	36	12	21	3	10-18	29-31	2,846	36-20	83-749	60-181	39-229
2011	62	1,399	12	107	230	24.7	39	18	17	4	16-22	37-38	2,419	30-12	65-609	69-178	33-220
2012	32	644	17	211	248	25.6	41	20	20	1	14-21	33-36	3,642	12-8	67-524	53-198	39-253
2013	26	674	15	198	239	30.2	48	25	19	4	9-11	43-5	2,907	17-9	63-481	66-162	36-213
2014	27	508	6	214	269	27.0	44	21	19	4	15-21	42-43	2,565	21-10	67-590	96-198	29-192
2015	30	609	6	28	236	25.8	43	18	24	1	13-14	37-40	3,403	29-9	63-539	63-179	39-227
2016	47	959	12	100	248	22.8	34	18	16	0	20-24	30-32	64-2,618	22-12	78-651	67-192	17-110



COACHING RECORDS

No.	Coach	Years	Yrs.	Gms.	Champ.	Rec.	Home	Away	Neut.	Overall	Pct.
1.	Perrin Busbee	1892, 1896-97	3	5	NA	NA	3-1	0-1	0-0	3-2	.600
2.	Bart Gatling	1983-95	3	8	NA	NA	3-1-1	0-3	0-0	3-4-1	.437
3.	W.C. Riddick	1898-99	2	6	NA	NA	1-0-2	0-2	0-1	1-3-2	.333
4.	Dr. John McKee	1900-01	2	7	NA	NA	1-4	0-2	0-0	2-6-4	.333
5.	Arthur Devlin	1902-03	2	17	NA	NA	4-2-1	1-4-1	2-2	7-8-2	.470
6.	W.S. Kienholtz	1904	1	6	NA	NA	2-0-1	1-1-1	0-0	3-1-2	.667
7.	George Whitney	1905	1	6	NA	NA	2-0-1	1-1	0-0-1	4-1-1	.667
8.	Willie Heston	1906	1	8	NA	NA	3-0-2	0-0-1	0-1-1	3-1-4	.625
9.	Mickey Whitehurst	1907-08	2	14	1	NA	8-0-1	3-0	1-1	12-1-1	.893
10.	Eddie Green	1909-13	5	35	1	NA	19-3-2	4-3	2-2	25-8-2	.743
11.	Jack Hegarty	1914-15	2	13	0	NA	5-5-2	0-0	0-1	5-6-2	.461
12.	Brit Patterson	1916	1	7	0	NA	2-4	0-0	0-1	2-5	.285
13.	Harry Hartsell	1917, 1921-23	4	38	0	NA	12-6-2	3-8-1	1-4-1	16-18-4	.474
14.	Tal Stafford	1918	1	4	0	NA	1-1-1	0-1	0-1	1-3	.250
15.	Bill Fetzner	1919-20	2	19	0	NA	9-1	2-4	3-0	14-5	.737
16.	Buck Shaw	1924	1	10	0	NA	2-3	0-2-1	0-1-1	2-6-2	.300
17.	Gus Tebell	1925-29	5	48	1	NA	15-9-1	3-11-1	3-5	21-25-2	.479
18.	John Van Liew	1930	1	10	0	NA	2-3	0-3	0-2	2-8	.200
19.	Clipper Smith	1931-33	3	27	0	NA	4-5-5	4-6	2-1	10-11-5	.481
20.	Hunk Anderson	1934-36	3	29	0	5-9	5-7	3-9-1	3-1	11-17-1	.396
21.	Doc Newton	1937-43	7	69	0	19-23-2	12-20-2	8-14-2	4-5-2	24-39-6	.391
22.	Beattie Feathers	1944-51	8	78	0	24-28-3	19-16-2	13-22-1	5-1	37-39-3	.487
23.	Horace Hendrickson	1952-53	2	20	0	2-7	3-6	1-10	0-0	4-16	.200
24.	Earle Edwards	1954-70	17	173	5	55-45-5	32-28-5	39-54-3	6-6	77-88-8	.468
25.	Al Michaels	1971	1	11	0	4-1-1	1-4-0	2-4	0-0	3-8	.273
26.	Lou Holtz	1972-75	4	50	1	16-5-2	20-1-1	11-10-1	2-1-1	33-12-3	.719
27.	Bo Rein	1976-79	4	46	1	15-8-1	14-10-1	11-8	2-0	27-18-1	.619
28.	Monte Kiffin	1980-82	3	33	0	8-10	13-6	3-11	0-0	16-17	.485
29.	Tom Reed	1983-85	3	33	0	4-15	5-15	4-9	0-0	9-24-0	.273
30.	Dick Sheridan	1986-92	7	84	0	31-18-1	34-10-2	15-15-1	3-4	52-29-3	.637
31.	Mike O'Cain	1993-99	7	81	0	26-30	27-14	14-21	1-5	41-40	.506
32.	Chuck Amato	2000-06	7	86	0	25-31	29-17	15-19	5-1	49-37	.570
33.	Tom O'Brien	2007-12	6	76	0	22-26	28-13	10-20	2-3	40-36	.526
34.	Dave Doeren	2013-pres.	4	51	0	9-23	14-14	9-11	2-1	25-26	.490



Earle Edwards coached the Wolfpack for 17 seasons.



Dick Sheridan was honored as the Bobby Dodd Coach of the Year during his tenure with the Wolfpack.



Lou Holtz posts the best winning percentage of any head coach in school history.



PERRIN BUSBEE

Years at NC State (3): 1892, 1996-97
Record at NC State: 5-4

1892

Record: 1-0

3/12 H W Raleigh Academy 14-6

BART GATLIN

Years at NC State (3): 1893-95
Record at NC State: 3-4-1

1893

Record: 2-0

11/8 H W Tennessee 12-6
H W Raleigh Academy 13-0

1894

Record: 0-2

10/12 A L North Carolina 0-44
10/20 H L North Carolina 0-16

1895

Record: 1-2-1

10/12 A L North Carolina 0-36
10/19 H T Wake Forest 4-4
10/25 N L VMI 6-42
11/18 H W Richmond 40-0
N - at Atlanta, Ga.

PERRIN BUSBEE

Years at NC State (3): 1892, 1996-97
Record at NC State: 5-4

1896

Record: 3-2

H W Guilford 6-0

1897

Record: 1-2

10/02 H L Guilford 0-18
10/22 A L North Carolina 0-40
H W Davidson 19-0

W.C. RIDDICK

Years at NC State (2): 1898-99
Record at NC State: 2-6-4

1898

Record: 1-3-2

10/15 A L North Carolina 0-34

1899

Record: 1-3-2

10/07 A L North Carolina 0-34
10/14 N L Clemson 0-24
10/21 H W Bingham 18-0
10/28 H T North Carolina 11-11
11/17 H T Davidson 0-0
N - at Rock Hill, S.C.

DR. JOHN MCKEE

Years at NC State: 1900-01
Record at NC State: 1-6

1900

Record: 0-4

10/25 H L Virginia Tech 2-18
11/10 A L South Carolina 5-17
11/12 N L Davidson 0-17
11/29 H L South Carolina 0-12
N - at Charlotte, N.C.

1901

Record: 1-2

10/16 A L North Carolina 0-39
11/16 H L North Carolina 0-30
H W Davidson 27-6

ARTHUR DEVLIN

Years at NC State: 1902-03
Record at NC State: 7-8-2

1902

Record: 3-4-2

10/4 A L Clemson 5-11
10/6 A T Furman 0-0
10/13 H L Furman 2-5
10/18 A L Virginia Tech 6-10
10/20 N1 W St. Albans 10-0
10/31 H W Guilford 28-5
11/8 H T North Carolina 0-0
11/19 N2 L Davidson 0-5
11/27 H W Richmond 30-5
N1 - at Roanoke, Va.; N2 - Greensboro, N.C.

1903

Record: 4-4

10/05 H W Guilford 50-0
10/12 A L VMI 0-6
10/17 A L Virginia Tech 0-21
10/19 H W DMI 33-0
10/28 H L Clemson 0-24
11/02 H L Kentucky 0-18
11/12 H W South Carolina 6-5
11/14 A W Richmond 53-0
N1 - at Danville, Va.; N2 - at Columbia, S.C.

W.S. KEINHOLTZ

Years at NC State: 1904
Record at NC State: 3-1-2

1904

Record: 3-1-2

9/24 H W Guilford 59-0
10/01 A W VMI 6-0
10/22 A L Virginia 0-5
11/05 H T South Carolina 0-0
11/16 A T North Carolina 6-6
11/24 H W Clemson 8-0

GEORGE WHITNEY

Years at NC State: 1905
Record at NC State: 4-1-1

1905

Record: 4-1-1

9/28 H W VMI 5-0
10/07 A L Virginia 0-10
10/27 A W South Carolina 29-0
11/11 H T North Carolina 0-0
11/18 H W Wash. & Lee 22-0
11/30 N W Davidson 10-0
at Winston-Salem, N.C.

WILLIE HESTON

Years at NC State: 1906
Record at NC State: 3-1-4

1906

Record: 3-1-4

9/29 H W Randolph Macon 39-0
10/06 A T Virginia 0-0
10/11 H T Richmond 0-0

10/13 H W VMI 17-0
10/15 H T Wash. & Lee 4-4
10/18 H W William & Mary 40-0
10/25 N1 T Clemson 0-0
11/29 N2 L Virginia Tech 0-6
N1 - at Columbia, S.C.; N2 - at Richmond, Va.

MICKEY WHITEHURST

Years at NC State: 1907-08
Record at NC State: 12-1-1

1907

South Atlantic Champions

Record: 6-0-1

H W Randolph Macon 20-0
10/12 A W Richmond 7-4
H W Roanoke 22-0
10/26 H W Richmond 11-0
11/16 H W Davidson 6-0
H T N.C. All Stars 5-5
11/23 N W Virginia 10-4
N - at Norfolk, Va.

1908

Record: 6-1

9/30 H W Wake Forest 25-0
10/12 H W William & Mary 20-0
10/17 H W Georgetown 5-0
11/07 A W Davidson 0-6
11/14 N L Virginia 21-0
11/21 A W Wake Forest 76-0
11/26 N W Virginia Tech 6-5
N - at Norfolk, Va.

EDDIE GREEN

Years at NC State: 1909-13
Record at NC State: 25-8-2

1909

Record: 6-1

10/09 H W Maryville 39-0
10/16 N W Md. Ath. Club 12-0
10/22 H W Kentucky 15-6
10/30 H W Maryland 31-0
11/06 A W Wash. & Lee 3-0
11/13 H W USS Franklin 5-0
11/25 N L Virginia Tech 5-18
N - at Norfolk, Va.

1910

South Atlantic Champions

10/08 H T Georgetown 0-0
10/15 H T Villanova 6-6
10/22 H W Eastern 33-0
11/12 H W Richmond 53-0
11/19 H W Wake Forest 28-3
11/24 N W Virginia Tech 5-3
N - at Norfolk, Va.

1911

Record: 5-3

10/07 H W USS Franklin 23-0
10/14 A L VMI 5-6
10/21 H W Bucknell 6-0
10/28 H W Tennessee 16-0
11/04 H L Navy 6-17
11/11 H W Wash. & Lee 15-3
11/18 H W Wake Forest 13-5
11/30 N L Virginia Tech 0-3
N - at Norfolk, Va.

1912

Record: 4-3

10/05 H W USS Franklin 21-0

10/12 H W Va. Med. College 7-0
10/19 H L Georgetown 0-48
10/26 A W Davidson 7-0
11/02 A W Wake Forest 12-0
11/16 A L Navy 0-40
11/28 N L Wash. & Lee 6-16
N - at Norfolk, Va.

1913

South Atlantic Champions

Record: 6-1

10/11 H W USS Franklin 54-0
10/18 H W Davidson 26-6
10/25 A W Georgetown 12-0
11/01 H W Wake Forest 37-0
11/08 H L VMI 7-14
11/15 H W Va. Med. College 13-7
11/27 H W Wash. & Lee 6-0

JACK HEGARTY

Years at NC State: 1914-15
Record at NC State: 5-6-2

1914

Record: 2-3-1

10/03 H W Wake Forest 51-0
10/22 H W West Virginia 26-13
10/31 H L Navy 14-16
11/07 H T Georgetown 7-7
11/14 H L Wash. & Lee 0-7
11/26 N L Virginia Tech 0-3
N - at Roanoke, Va.

1915

Record: 3-3-1

10/09 H T Roanoke 0-0
10/16 H W Wake Forest 7-0
10/21 H L South Carolina 10-19
10/30 H W Navy 14-12
11/06 H L Georgetown 0-28
11/09 H W Gallaudet 27-7
11/25 H L Wash. & Lee 13-48

BRIT PATTERSON

Years at NC State: 1916
Record at NC State: 2-5

1916

Record: 2-5

9/30 H W Roanoke 13-3
10/07 H L Davidson 0-16
10/19 H W Wake Forest 6-0
10/28 N L Virginia Tech 0-40
11/11 H L Navy 0-50
11/18 H L Georgetown 5-61
11/30 H L Wash. & Lee 0-21
N - at Norfolk, Va.

HARRY HARTSELL

Years at NC State: 1917, 21-23
Record at NC State: 16-18-4

1917

Record: 6-2-1

9/29 A W Guilford 19-0
10/06 H W Davidson 7-3
10/13 H W Roanoke 28-0
10/18 H W Wake Forest 17-6
10/27 A L Washington & Lee 7-27
11/03 H W Maryland 10-6
11/10 N1 W VMI 17-0
11/17 N2 T Virginia Tech 7-7
11/29 H L West Virginia 0-21
N1 - at Richmond, Va.; N2 - at Norfolk, Va.

**TAL STAFFORD**

Years at NC State: 1918
Record at NC State: 1-3

1918**Record: 1-3**

11/02	H	W	Guilford	54-0
11/10	A	L	Georgia Tech	0-128
11/16	N	L	Virginia Tech	0-25
11/23	H	L	Wake Forest	0-21
N - at Norfolk, Va.				

BILL FETZER

Years at NC State: 1919-20
Record at NC State: 14-5

1919**Record: 7-2**

9/27	H	W	Guilford	80-0
10/04	A	L	Navy	0-49
10/11	H	W	Hampton Roads	100-0
10/18	H	W	Roanoke	78-0
10/23	H	L	UNC	12-13
11/01	N1	W	VMI	21-0
11/08	A	W	Davidson	36-6
11/15	H	W	Virginia Tech	3-0
11/27	H	W	Wake Forest	21-7
N1 - at Roanoke, Va.; N2 - at Norfolk, Va.				

1920**Record: 7-3**

9/25	H	W	Davidson	23-0
10/02	A	W	Navy	14-7
10/09	A	L	Georgetown	0-27
10/16	A	L	Penn State	0-41
10/21	H	W	UNC	13-3
10/30	A	L	VMI	0-14
11/06	H	W	William & Mary	81-0
11/11	N	W	Virginia Tech	14-6
11/20	H	W	Wofford	90-7
11/25	H	W	Wake Forest	49-7
N - at Norfolk, Va.				

HARRY HARTSELL

Years at NC State: 1921-23
Record at NC State: 10-16-3

1921**Record: 3-3-3**

9/24	H	W	Randolph Macon	21-0
10/01	A	L	Navy	0-40
10/08	A	L	Penn State	0-35
10/20	H	W	UNC	7-0
10/29	H	T	VMI	7-7
11/05	A	T	Davidson	3-3
11/11	N	L	Virginia Tech	3-7
11/19	H	W	Wake Forest	14-0
11/24	H	T	Maryland	6-6
N - at Norfolk, Va.				

1922**Record: 4-6**

9/30	H	W	Randolph Macon	20-2
10/07	A	L	Wash. & Lee	6-14
10/14	H	W	Roanoke	13-0
10/19	H	L	UNC	9-14
10/28	N	L	VMI	0-14
11/04	H	W	Davidson	15-0
11/11	N	L	Virginia Tech	0-24
11/18	A	L	Georgia Tech	0-17
11/25	A	W	Wake Forest	32-0
11/30	H	L	Maryland	6-7
N - at Norfolk, Va.				

1923**Record: 3-7**

9/29	H	W	Roanoke	6-0
------	---	---	---------	-----

10/06	A	L	Penn State	0-16
10/13	H	W	South Carolina	7-0
10/18	H	L	UNC	0-14
10/27	A	L	VMI	7-22
11/03	A	W	Davidson	12-6
11/10	N	L	Virginia Tech	0-16
11/17	H	L	Maryland	12-26
11/24	H	L	Wake Forest	0-14
11/29	A	L	Washington & Lee	12-20
N - at Norfolk, Va.				

BUCK SHAW

Years at NC State: 1924
Record at NC State: 2-6-2

1924**Record: 2-6-2**

9/27	H	W	Duke	14-0
10/04	A	L	Penn State	6-51
10/11	A	L	South Carolina	0-10
10/16	H	L	UNC	0-10
10/25	N1	L	VMI	7-17
11/01	N2	T	Davidson	10-10
11/08	H	W	Virginia Tech	6-3
11/15	A	T	Maryland	0-0
11/22	H	L	Wake Forest	0-12
11/27	H	L	Washington & Lee	0-34
N1 - at Richmond, Va.; N2 - at Pinehurst, N.C.				

GUS TEBELL

Years at NC State: 1925-29
Record at NC State: 21-25-2

1925**Record: 3-5-1**

9/25	H	W	Richmond	20-0
10/03	A	W	Duke	13-0
10/11	H	L	South Carolina	6-7
10/15	H	L	UNC	6-17
10/24	N	L	VMI	6-27
10/31	A	L	Davidson	0-9
11/07	A	T	Virginia Tech	0-0
11/14	H	W	Wake Forest	6-0
11/21	H	L	Washington & Lee	0-14
N - at Richmond, Va.				

1926**Record: 4-6**

9/25	H	W	Elon	10-0
10/02	H	L	Furman	0-31
10/09	A	L	Clemson	3-7
10/16	H	L	Davidson	0-3
10/23	N	L	VMI	0-7
10/30	A	L	UNC	0-12
11/06	H	W	Lenoir-Rhyne	6-0
11/13	H	W	Duke	26-19
11/20	A	L	South Carolina	14-20
11/25	H	W	Wake Forest	7-3
N - at Richmond, Va.				

1927**Southern Conference Champions****Record: 9-1**

9/24	H	W	Elon	39-0
9/30	A	L	Furman	0-20
10/08	H	W	Clemson	18-6
10/13	H	W	Wake Forest	30-7
10/22	N1	W	Florida	12-6
10/29	H	W	UNC	19-6
11/05	N2	W	Davidson	25-6
11/12	A	W	Duke	20-18
11/24	A	W	South Carolina	34-0
12/03	H	W	Michigan State	19-0
N1 - at Tampa, Fla.; N2 - at Greensboro, N.C.				

1928**Record: 4-5-1**

9/28	H	W	Elon	57-0
------	---	---	------	------

10/06	A	L	Wash. & Lee	6-38
10/12	N1	L	Clemson	0-7
10/18	H	W	Wake Forest	37-0
10/27	N2	L	Florida	7-14
11/03	H	T	UNC	6-6
11/10	N3	W	Davidson	14-7
11/17	H	L	Duke	12-14
11/24	A	L	Michigan State	0-7
11/29	H	W	South Carolina	18-7
N1 - at Florence, S.C.; N2 - at Jacksonville, Fla.; N3 - at Greensboro, N.C.				

1929**Record: 1-8**

10/04	H	L	Wash. & Lee	6-27
10/11	N	L	Clemson	0-26
10/17	H	W	Wake Forest	8-6
10/26	A	L	Michigan State	6-40
11/02	A	L	UNC	0-32
11/09	H	L	Davidson	0-13
11/16	A	L	Duke	12-19
11/23	A	L	Villanova	6-24
11/30	H	L	South Carolina	6-20
N - at Florence, S.C.				

JOHN VAN LIEW

Years at NC State: 1930
Record at NC State: 2-8

1930**Record: 2-8**

9/20	H	W	High Point	34-0
9/27	A	L	Davidson	0-12
10/04	N1	L	Florida	0-27
10/11	N2	L	Clemson	0-27
10/16	H	L	Wake Forest	0-7
10/25	H	W	Mississippi State	14-0
11/01	H	L	Presbyterian	0-2
11/07	A	L	UNC	6-13
11/15	H	L	Duke	0-18
11/22	A	L	South Carolina	0-19
N1 - at Tampa, Fla.; N2 - at Charlotte, N.C.				

CLIPPER SMITH

Years at NC State: 1931-33
Record at NC State: 10-11-5

1931**Record: 3-6**

9/26	N1	W	Davidson	18-7
10/03	H	L	Florida	0-34
10/10	N2	L	Clemson	0-6
10/16	H	L	Wake Forest	0-6
10/24	H	L	Catholic U	7-12
10/31	H	L	UNC	15-18
11/07	A	W	Mississippi State	6-0
11/14	A	W	Duke	14-0
11/21	A	L	South Carolina	0-21
N1 - at Norfolk, Va.; N2 - at Greensboro, N.C.				

1932**Record: 6-1-2**

9/24	H	W	Appalachian	31-0
10/01	A	W	Richmond	9-0
10/08	H	W	Clemson	13-0
10/15	H	T	Wake Forest	0-0
10/22	N	W	Florida	17-6
10/29	A	L	UNC	0-13
11/05	A	W	Davidson	7-3
11/12	H	W	Duke	6-0
11/24	H	T	South Carolina	7-7
N - at Tampa, Fla.				

1933**Record: 1-5-3**

9/23	H	W	Catawba	7-0
9/30	A	L	Georgia	10-20
10/07	A	L	Clemson	0-9

10/14	H	T	Florida	0-0
10/21	H	T	Wake Forest	0-0
10/28	H	T	Davidson	6-6
11/04	H	L	UNC	0-6
11/11	A	L	South Carolina	0-14
11/25	A	L	Duke	0-7

HUNK ANDERSON

Years at NC State: 1934-36
Record at NC State: 11-17-1

1934**Record: 2-6-1**

9/29	N1	W	Davidson	7-0
10/06	H	L	Wake Forest	12-13
10/13	H	W	South Carolina	6-0
10/20	N2	L	Florida	0-14
10/27	A	T	UNC	7-7
11/03	H	L	Clemson	6-12
11/10	A	L	Virginia Tech	6-7
11/17	A	L	Georgia	0-27
12/01	A	L	Duke	0-32
N1 - at Greensboro, N.C.; N2 - at Tampa, Fla.				

1935**Record: 6-4**

9/28	H	W	Davidson	14-7
10/05	A	W	South Carolina	14-0
10/12	H	W	Wake Forest	21-6
10/19	H	L	Georgia	0-13
10/26	A	W	Manhattan	20-0
11/02	H	L	UNC	6-35
11/09	N2	W	Va. Tech	6-0
11/16	A	W	Richmond	6-0
11/23	H	L	Duke	0-7
11/30	A	L	Catholic U	0-8
N1 - at Greensboro, N.C.; N2 - at Portsmouth, Va.				

1936**Record: 3-7**

9/19	H	W	Elon	12-0
9/26	H	L	Davidson	2-6
10/03	H	L	Wake Forest	0-9
10/09	A	L	Manhattan	6-13
10/17	H	W	Furman	27-0
10/24	H	W	Virginia Tech	13-0
10/31	A	L	UNC	6-21
11/07	A	L	Boston College	3-7
11/14	A	L	Catholic U	6-7
11/26	A	L	Duke (NR/11)	0-13

DOC NEWTON

Years at NC State: 1937-43
Record at NC State: 24-39-6

1937**Record: 5-3-1**

9/18	N	W	Davidson	6-2
10/02	H	L	UNC	0-20
10/09	A	T	Furman	7-7
10/16	H	W	Virginia Tech	13-7
10/23	A	W	Wake Forest	20-0
10/30	A	W	Boston College	12-7
11/06	H	W	The Citadel	26-14
11/13	A	L	Manhattan	0-15
11/20	H	L	Duke	7-20
N - at Greensboro, N.C.				

10/22	H	T	Furman	7-7
10/29	A	L	Virginia Tech	0-7
11/05	A	L	Manhattan	0-3
11/12	H	L	Detroit	0-7
11/19	A	L	Duke (NR/4)	0-7
11/26	H	L	Carnegie Tech (6)	0-14
12/03	N	W	Citadel	14-6
N - at Wilmington, N.C.				

1939

Record: 2-8

9/23	N1	W	Davidson	18-14
9/29	H	L	Tennessee	0-13
10/07	N2	L	Clemson	6-25
10/14	H	L	Wake Forest	0-32
10/21	A	L	Detroit	6-21
11/04	A	L	UNC(NR/9)	0-17
11/11	H	L	Duquesne (NR/12)	0-7
11/18	A	W	Furman	12-7
11/25	H	L	Duke (NR/8)	0-28
12/01	A	L	Miami	7-27

N1 - at Greensboro, N.C.;
N2 - at Charlotte, N.C.

1940

Record: 3-6

9/20	H	W	William & Mary	16-0
9/28	H	W	Davidson	34-0
10/05	N	L	Clemson	7-26
10/19	H	L	UNC	7-13
10/26	H	L	Mississippi St.	10-26
11/02	H	L	Furman	6-20
11/09	H	L	Wake Forest	14-20
11/16	H	W	The Citadel	20-14
11/23	A	L	Duke (NR/3)	6-42
N - at Charlotte, N.C.				

1941

Record: 4-5-2

9/20	H	W	Richmond	14-7
9/27	N1	T	Davidson	6-6
10/04	N2	L	Clemson	6-27
10/11	A	T	Furman	0-0
10/18	H	L	Wake Forest	0-7
10/25	H	W	Newberry	44-0
11/01	A	W	UNC	13-7
11/08	A	L	Va. Tech	13-14
11/15	A	L	Georgetown	7-20
11/22	H	L	Duke (NR/3)	6-55
11/29	A	W	William & Mary	13-0

N1 - at Greensboro, N.C.; N2 - at Charlotte, N.C.; N3 - at Winston-Salem

1942

Record: 4-4-2

9/19	N1	T	Davidson	0-0
9/26	H	W	Richmond	13-0
10/03	N2	W	Clemson	7-6
10/10	H	L	N.C. Pre-Flight	7-19
10/17	H	T	Wake Forest	0-0
10/24	A	L	Holy Cross	0-28
10/31	H	W	UNC	21-14
11/07	A	W	Miami	2-0
11/14	H	L	Georgetown	20-28
11/21	A	L	Duke	0-47

N1 - at Greensboro, N.C.;
N2 - at Charlotte, N.C.

1943

Record: 3-6

9/25	H	W	Newport News	18-0
10/02	N	L	Clemson	7-19
10/09	A	L	Camp Davis	0-27
10/16	H	L	Wake Forest	6-54
10/23	H	W	Greenville Air	7-6
10/30	A	L	UNC	13-27
11/06	H	L	Duke (NR/9)	0-75
11/13	A	W	Davidson	10-0
11/25	H	L	N.C. Pre-Flight	7-19
N - at Charlotte, N.C.				

BEATTIE FEATHERS

Years at NC State: 1944-51
Record at NC State: 37-39-3

1944

Record: 7-2

9/23	H	W	Milligan	27-7
9/30	N1	W	Virginia	13-0
10/07	N2	L	Clemson	7-13
10/14	H	W	Catawba	12-7
10/21	H	L	Wake Forest	7-21
10/28	H	W	William & Mary	19-2
11/04	A	W	VMI	21-6
11/10	A	W	Miami	28-7
11/18	N1	W	Richmond	39-0

N1 - at Norfolk, Va.;
N2 - at Charlotte, N.C.

1945

Record: 3-6

9/22	H	W	Milligan	47-12
9/29	A	L	Virginia	6-26
10/06	H	L	Clemson	0-13
10/13	H	L	VMI	14-21
10/20	H	L	Wake Forest	18-19
10/27	H	W	William & Mary	20-6
11/03	H	W	Virginia Tech	6-0
11/10	A	L	Duke (NR/16)	13-26
11/16	A	L	Miami	7-21
N - at Norfolk, Va.				

1946

Final AP Ranking: 18th Record: 8-3

9/28	H	W	Duke	13-6
10/05	A	W	Clemson	14-7
10/12	H	W	Davidson	25-0
10/19	A	W	Wake Forest	14-6
10/26	A	L	Virginia Tech	6-14
11/02	A	W	VMI	49-7
11/09	A	L	Vanderbilt	0-7
11/16	H	W	Virginia	27-7
11/23	N1	W	Florida	37-6
11/30	H	W	Maryland	28-7
1/1/47	N2	L	Oklahoma (NR/14)	13-34

N1 - at Tampa, Fla.;
N2 - Gator Bowl, Jacksonville, Fla.

1947

Final AP Ranking: 17th Record: 5-3-1

9/27	A	L	Duke	0-7
10/04	A	W	Davidson	14-0
10/11	H	W	Clemson	18-0
10/18	H	L	Florida	6-7
11/01	H	W	Chattanooga	21-0
11/08	A	L	UNC (NR/18)	6-41
11/15	H	W	Wake Forest	20-0
11/22	A	W	Virginia (NR/16)	7-2
11/29	H	T	Maryland	0-0

1948

Record: 3-6-1

9/25	H	T	Duke	0-0
10/02	A	L	Clemson	0-6
10/09	H	W	Davidson	40-0
10/16	A	L	UNC (NR/1)	0-14
10/23	A	W	Chattanooga	7-0
10/30	A	L	Wake Forest	13-34
11/06	H	L	Virginia	14-21
11/16	A	W	Duquesne	20-6
11/20	A	L	William & Mary	6-26
11/27	H	L	Villanova	7-21

1949

Record: 3-7

9/24	A	L	UNC	6-26
10/01	H	L	Clemson	6-7
10/08	A	L	Davidson	14-20

10/15	A	L	Duke	13-14
10/22	H	L	Maryland	6-14
10/29	N	W	Virginia Tech	14-13
11/05	H	W	Richmond	20-6
11/12	H	W	Wake Forest (NR/18)	27-14
11/19	A	L	Villanova	21-45
11/26	A	L	William & Mary	7-33
N - at Norfolk, Va.				

1950

Record: 5-4-1

9/23	A	L	UNC (NR/20)	7-13
9/30	H	W	Catawba	7-6
10/07	A	L	Clemson	0-27
10/14	H	L	Duke	0-7
10/21	A	W	Maryland (NR/8)	16-13
10/28	H	W	Virginia Tech	34-6
11/04	A	W	Richmond	7-0
11/11	H	W	Davidson	15-7
11/18	A	T	Wake Forest (NR/16)	6-6
11/25	N	L	William & Mary	0-34
N - at Norfolk, Va.				

1951

Record: 3-7

9/15	H	W	Catawba	34-0
9/22	A	L	UNC	0-21
9/29	H	L	Wake Forest	6-21
10/06	H	L	Clemson (NR/18)	0-6
10/13	A	L	Duke	21-27
10/20	H	L	William & Mary	28-35
10/27	A	W	Virginia Tech	19-14
11/02	A	L	Louisville	2-26
11/10	A	W	Davidson	31-0
11/17	A	L	Maryland (NR/5)	0-53

HORACE HENDRICKSON

Years at NC State: 1952-53
Record at NC State: 4-16

1952

Record: 3-7

9/27	H	L	G. Washington	0-39
10/04	H	L	Georgia	0-49
10/11	H	W	Davidson	28-6
10/18	H	L	Duke (NR/5)	0-57
10/25	H	W	Florida State	13-7
11/01	A	L	Wake Forest	6-21
11/08	A	W	Wash. & Lee	25-4
11/15	A	L	Pittsburgh	6-48
11/22	A	L	William & Mary	6-41
12/06	A	L	Texas Tech	7-54

1953

Record: 1-9 (0-3 ACC/7th)

9/26	A	L	UNC	7-29
10/03	A	L	G. Washington	7-20
10/10	H	W	Davidson	27-7
10/17	H	L	Wake Forest	7-20
10/24	A	L	Duke (NR16)	0-31
10/31	H	L	William & Mary	6-7
11/07	A	L	Army	7-27
11/14	A	L	Pittsburgh	6-40
11/21	H	L	West Virginia (NR/19)	0-61
11/28	A	L	Florida State	13-23

EARLE EDWARDS

Years at NC State: 1954-70
Record at NC State: 77-88-8

1954

Record: 2-8(0-4 ACC/t8th)

9/18	A	L	Virginia Tech	21-30
9/25	A	L	UNC	6-20
10/02	A	L	Wake Forest	0-26
10/09	A	W	William & Mary	26-0
10/16	H	L	Florida State	7-13
10/23	H	L	Duke (NR/19)	7-21

1955

Record: 4-5-1 (0-2-1 ACC/t7th)

9/17	A	L	Florida State	0-7
9/24	H	L	Duke	7-33
10/01	H	L	UNC	18-25
10/15	H	T	Wake Forest	13-13
10/22	A	W	Villanova	34-13
10/29	A	W	Furman	33-7
11/05	A	W	Boston U	40-13
11/12	N	L	Virginia Tech	26-34
11/19	H	W	William & Mary	28-21
11/25	H	L	West Virginia	7-27
N - at Bluefield, Va.				

1956

Record: 3-7 (2-4 ACC/6th)

9/22	A	W	UNC	26-6
9/29	N	L	Va Tech (20/NR)	6-35
10/06	H	L	Clemson	7-13
10/13	H	L	Florida State	0-14
10/20	A	W	Dayton	20-0
10/27	A	L	Duke	0-42
11/03	A	L	Wake Forest	0-13
11/10	H	W	South Carolina	14-7
11/17	A	L	Penn State	7-14
11/22	H	L	Maryland	14-25
N - at Norfolk, Va.				

1957

Final AP Ranking: 15th ACC Champions

Record: 7-1-2 (5-0-1 ACC/1st)

9/21	A	W	NUNC	7-0
9/28	A	W	Maryland	48-13
10/05	A	W	Clemson (13/NR)	13-7
10/12	A	W	Florida St. (13/NR)	7-0
10/18	A	T	Miami (12/NR)	0-0
10/26	H	T	Duke (11/4)	14-14
11/02	H	W	W. Forest (10/NR)	19-0
11/09	H	L	Wm & Mary (10/NR)	6-7
11/16	N	W	Va Tech (19/NR)	12-0
11/23	A	W	S. Carolina (20/NR)	29-26
N - at Roanoke, Va.				

1958

Record: 2-7-1 (2-5 ACC/7th)

9/20	A	W	UNC (NR/10)	21-14
9/27	H	L	Maryland	6-21
10/04	A	W	Virginia	26-14
10/11	A	L	Wake Forest	7-13
10/18	A	L	William & Mary	6-13
10/25	A	L	Duke	13-20
11/01	H	T	Virginia Tech	14-14
11/08	N	L	Miss. Southern	14-26
11/15	H	L	Clemson	6-13
11/22	A	L	South Carolina	7-12
N - at Mobile, Ala.				



10/01	H	W	Virginia	26-7
10/08	H	W	Maryland	13-10
10/15	A	L	Duke	13-17
10/22	A	L	UCLA	0-7
10/29	A	W	Miss Southern	20-13
11/05	A	W	Wake Forest	14-12
11/12	A	L	Arizona State	22-25
11/19	A	T	South Carolina	8-8

1961

Record: 4-6 (3-4 ACC/t5th)

9/23	A	L	Wyoming	14-15
9/30	A	L	UNC	22-27
10/7	A	W	Virginia	21-14
10/14	A	L	Alabama (NR/3)	7-26
10/21	H	W	Wake Forest	7-0
10/28	H	L	Duke	6-17
11/04	N	W	Miss. Southern	7-6
11/11	A	L	Maryland	7-10
11/28	H	W	South Carolina	33-14
11/25	A	L	Clemson	0-20

N - at Mobile, Ala.

1962

Record: 3-6-1 (3-4 ACC/t4th)

9/22	A	W	UNC	7-6
9/29	H	L	Clemson	0-7
10/06	H	L	Maryland	6-14
10/13	A	L	Nebraska	14-19
10/20	N	L	Southern Miss.	0-30
10/27	A	L	Duke	14-21
11/03	A	T	Georgia	10-10
11/10	A	L	South Carolina	6-17
11/17	H	W	Virginia	24-12
11/22	A	W	Wake Forest	27-3

N - at Mobile, Ala.

1963

ACC Co-Champions

Record: 8-3 (6-1 ACC/t1st)

9/21	A	W	Maryland	36-14
9/28	A	W	S. Mississippi	14-0
10/05	A	W	Clemson	7-3
10/12	A	W	South Carolina	18-6
10/19	A	L	UNC	10-31
10/26	H	W	Duke	21-7
11/02	N	W	Virginia	15-9
11/09	H	W	Virginia Tech	13-7
11/16	A	L	Florida State	0-14
11/22	H	W	Wake Forest	42-0
12/21	N	L	Mississippi St.	12-16

N1 - at Norfolk, Va.;

N2 - Liberty Bowl, Philadelphia, Pa.

1964

ACC Champions

Record: 25-5 (5-2 ACC/t1st)

9/19	A	W	UNC	14-13
9/26	H	W	Clemson	9-0
10/03	H	W	Maryland	14-13
10/10	A	L	Alabama (NR/3)	0-21
10/17	A	L	Duke	3-35
10/24	A	W	Virginia	24-15
10/31	H	W	South Carolina	17-14
11/07	A	L	Virginia Tech	19-28
11/14	A	L	Florida State	6-28
11/20	A	L	Wake Forest	13-27

1965

ACC Co-Champions

Record: 6-4 (4-3 ACC/t1st)

9/18	A	L	Clemson	7-21
9/25	H	W	Wake Forest	13-11
10/02	A	L	South Carolina	7-13
10/09	H	L	UNC	7-10
10/16	A	L	Florida (NR/9)	6-28
10/23	A	W	Maryland	29-7
10/30	A	W	Virginia	13-0
11/06	H	W	Duke	21-0
11/13	H	W	Florida State	3-0
11/20	A	W	Iowa	28-20

1966

Record: 5-5 (5-2 ACC/2nd)

9/17	A	L	Michigan State (2)	10-28
9/24	A	L	UNC	7-10
10/01	A	W	Wake Forest	15-12
10/08	H	L	South Carolina	21-31
10/15	H	L	Florida (NR/8)	10-17
10/22	A	W	Duke	33-7
10/29	H	W	Virginia	42-21
11/05	H	W	Maryland	24-21
11/12	N	L	Southern Miss.	6-7
11/19	H	W	Clemson	23-14

N - at Norfolk, Va.

1967

Record: 9-2 (5-1 ACC/2nd)

9/16	H	W	UNC	13-7
9/23	H	W	Buffalo	24-6
9/30	A	W	Florida State	20-10
10/07	A	W	Houston (9/2)	16-6
10/14	A	W	Maryland (5/NR)	31-9
10/21	H	W	Wake Forest (5/NR)	24-7
10/28	H	W	Duke (4/NR)	28-7
11/04	A	W	Virginia (3/NR)	30-8
11/11	A	L	Penn State (10/NR)	8-13
11/18	A	L	Clemson	6-14
12/16	N	W	Georgia	14-7

N - Liberty Bowl, Memphis, Tenn.

1968

ACC Champions

Record: 6-4 (6-1 ACC/1st)

9/14	A	W	Wake Forest	10-6
9/21	A	W	UNC	38-6
9/28	A	L	Oklahoma	14-28
10/05	A	L	SMU	14-35
10/12	H	W	South Carolina	36-12
10/19	H	W	Virginia	19-0
10/26	H	W	Maryland	31-11
11/02	H	L	Clemson	19-24
11/09	A	W	Duke	17-15
11/16	H	L	Florida State	7-48

1969

Record: 3-6-1 (3-2-1 ACC/2nd)

9/13	H	L	Wake Forest	21-22
9/30	H	W	UNC	10-3
9/27	A	W	Maryland	24-7
10/03	A	L	Miami	13-23
10/11	A	L	South Carolina	16-21
10/18	A	W	Virginia	31-0
10/25	H	T	Duke	25-25
11/15	H	L	Houston (NR/18)	13-34
11/22	A	L	Florida State	22-33
11/29	H	L	Penn State (NR/3)	8-33

1970

Record: 3-7-1 (2-3-1 ACC/5th)

9/12	A	L	Richmond	6-21
9/19	A	L	UNC	0-19
9/26	H	T	South Carolina	7-7
10/03	A	L	Florida	6-14
10/10	H	W	E. Carolina	23-6
10/17	H	L	Duke	6-22
10/24	N	W	Maryland	6-0
10/31	A	L	Kentucky	2-27
11/07	H	W	Virginia	21-16
11/14	A	L	Wake Forest	13-16
11/21	A	L	Tulane	0-31

N - at Norfolk, Va.

AL MICHAELS

Years at NC State: 1971

Record at NC State: 3-8

1971

Record: 3-8 (2-4 ACC/6th)

9/11	H	L	Kent State	21-23
9/18	A	L	Maryland	7-35
9/25	A	L	South Carolina	6-24

10/02	H	L	UNC (NR/20)	7-27
10/09	H	W	Wake Forest	21-14
10/16	A	L	Duke	13-41
10/23	H	L	East Carolina	15-31
10/30	H	L	Virginia	10-14
11/05	A	W	Miami (Fla.)	13-7
11/13	A	L	Penn State (NR/5)	3-35
11/20	A	W	Clemson	31-23

LOU HOLTZ

Years at NC State: 1972-75

Record at NC State: 33-12-3

1972

Final AP Ranking: 17th

Record: 8-3-1 (4-1-1 ACC/2nd)

9/09	H	T	Maryland	24-24
9/16	H	W	Syracuse	43-20
9/23	A	L	UNC	33-34
9/30	A	L	Georgia	22-28
10/07	H	W	Duke	17-0
10/14	A	W	Wake Forest	42-13
10/21	H	W	East Carolina	38-16
10/28	H	W	South Carolina	42-24
11/04	A	W	Virginia	35-14
11/11	A	L	Penn State (NR/10)	22-37
11/18	H	W	Clemson	42-17
12/29	N	W	W. Virginia (NR/18)	49-13

N - Peach Bowl, Atlanta, Ga.

1973

Final AP Ranking: 16th

ACC Champions

Record: 9-3 (6-0 ACC/1st)

9/08	H	W	E. Carolina (17/NR)	57-8
9/15	H	W	Virginia	43-23
9/22	A	L	Nebraska (14/2)	14-31
9/29	A	L	Georgia (19/NR)	12-31
10/06	H	W	UNC	28-26
10/13	H	W	Maryland	24-22
10/27	A	W	Clemson	29-6
11/03	A	W	South Carolina	56-35
11/10	A	L	Penn State (NR/6)	29-35
11/17	A	W	Duke (20/NR)	21-3
11/24	H	W	W. Forest (16/NR)	52-13
12/17	N	W	Kansas (16/19)	31-18

N - Liberty Bowl, Memphis, Tenn.

1974

Final AP Ranking: 11th

Record: 9-2-1 (4-2 ACC/t2nd)

9/07	A	W	W. Forest (18/NR)	33-15
9/14	H	W	Duke (16/NR)	35-21
9/21	H	W	Clemson (15/NR)	31-10
9/28	A	W	Syracuse (13/NR)	28-22
10/05	H	W	E. Carolina (8/NR)	24-20
10/12	A	W	Virginia (11/NR)	22-21
10/19	A	L	UNC (10/NR)	14-33
10/26	A	L	Maryland (17/15)	10-20
11/02	H	W	South Carolina	42-27
11/09	H	W	Penn State (NR/7)	12-7
11/16	A	W	Arizona St. (16/NR)	35-14
12/23	N	T	Houston (13/NR)	31-31

N - Astro Bluebonnet Bowl, Houston, Texas

1975

Record: 7-4-1 (2-2-1 ACC/t3rd)

9/06	H	W	E. Carolina (13/NR)	26-3
9/13	H	L	W. Forest (13/NR)	22-30
9/20	H	W	Florida (NR/13)	8-7
9/27	A	L	Michigan State	15-37
10/04	H	W	Indiana	27-0
10/11	A	L	Maryland	22-37
10/18	H	W	UNC	21-20
10/25	A	W	Clemson	45-7
11/01	H	W	South Carolina	28-21
11/08	A	W	Penn State (NR/8)	15-14

11/15	A	T	Duke	21-21
12/31	N	L	West Virginia	10-13

N - Peach Bowl, Atlanta, Ga.

BO REIN

Years at NC State: 1976-79

Record at NC State: 27-18-1

1976

Record: 3-7-1 (2-3 ACC/t4th)

9/04	H	L	Furman	12-18
9/11	A	L	Wake Forest	18-20
9/18	H	L	East Carolina	14-23
9/25	H	T	Michigan State	31-31
10/02	A	W	Indiana	24-21
10/09	H	L	Maryland (7)	6-16
10/16	A	W	UNC	21-13
10/23	H	W	Clemson	38-21
10/30	A	L	South Carolina	7-27
11/06	A	L	Penn State	20-41
11/13	H	L	Duke	14-28

1977

Record: 8-4 (4-2 ACC/t3rd)

9/03	H	L	East Carolina	23-28
9/10	H	W	Virginia	14-0
9/17	A	W	Syracuse	38-0
9/24	H	W	Wake Forest	41-14
10/01	H	W	Maryland	24-20
10/08	A	W	Auburn	17-15
10/15	H	L	UNC	14-27
10/22	A	L	Clemson (20)	3-7
10/29	H	W	South Carolina	7-3
11/05	H	L	Penn State (9)	17-21
11/12	A	W	Duke	37-32
12/31	N	W	Iowa State	24-14

N - Peach Bowl, Atlanta, Ga.

1978

Final AP Ranking: 18th

Record: 9-3 (4-2 ACC/3rd)

9/09	H	W	East Carolina	29-13
9/16	H	W	Syracuse	27-19
9/23	H	W	West Virginia	29-15
9/30	A	W	Wake Forest	34-10
10/07	A	L	Maryland (20/12)	7-31
10/28	H	L	Clemson	10-33
11/04	H	W	South Carolina	22-13
11/11	A	L	Penn State (NR/2)	10-19
11/18	H	W	Duke	24-10
11/25	A	W	Virginia	24-21
12/23	N	W	Pittsburgh (NR/16)	30-17
N - Tangerine Bowl, Orlando, Fla.				

**MONTE KIFFIN**

Years at NC State: 1980-82
Record at NC State: 16-17-0

1980**Record: 6-5 (3-3 ACC/3rd)**

9/06	H	W	William & Mary	42-0
9/20	A	W	Virginia (19/NR)	27-13
9/27	H	L	Wake Forest (16/NR)	7-27
10/04	A	L	S. Carolina (14/18)	10-30
10/11	H	W	App. State (17/NR)	17-14
10/18	A	L	UNC (15/8)	8-28
10/25	H	W	Clemson	24-20
11/01	A	L	Maryland	0-24
11/08	A	L	Penn State (10)	13-21
11/15	H	W	Duke	38-21
11/22	H	W	East Carolina	36-14

1981**Record: 4-7 (2-4 ACC/5th)**

9/05	H	W	Richmond	27-21
9/12	A	W	Wake Forest	28-23
9/19	H	W	East Carolina	31-10
9/26	H	L	Maryland	9-34
10/03	H	W	Virginia	30-24
10/17	H	L	UNC (NR/4)	10-21
10/24	A	L	Clemson (NR/4)	7-17
10/31	A	L	South Carolina	12-20
11/07	H	L	Penn State (NR/6)	15-22
11/14	A	L	Duke	7-17
11/21	H	L	Miami (NR/11)	5-14

1982**Record: 6-5 (3-3 ACC/t4th)**

9/04	H	W	Furman	26-0
9/11	H	W	East Carolina	33-26
9/18	H	W	Wake Forest	30-0
9/25	A	L	Maryland	6-23
10/02	A	W	Virginia	16-13
10/16	A	L	UNC (NR/11)	9-41
10/23	H	L	Clemson (NR/18)	29-38
10/30	H	W	South Carolina	33-3
11/06	A	L	Penn State (NR/7)	0-54
11/13	H	W	Duke	21-16
11/20	A	L	Miami	3-41

TOM REED

Years at NC State: 1983-85
Record at NC State: 9-24-0

1983**Record: 3-8 (1-5 ACC/t6th)**

9/10	A	L	East Carolina	16-22
9/17	H	W	The Citadel	45-0
9/24	H	L	Virginia	14-26
10/01	A	W	Wake Forest	38-15
10/08	H	L	Georgia Tech	10-20
10/15	H	L	UNC (3)	14-42
10/22	A	L	Clemson	17-27
10/29	A	L	South Carolina	17-31
11/05	H	W	App. State	33-7
11/12	A	L	Duke	26-27
11/19	H	L	Maryland (20)	6-29

1984**Record: 3-8 (1-5 ACC/t6th)**

9/08	H	W	Ohio	43-6
9/15	H	L	Furman	30-34
9/22	H	L	Wake Forest	15-24
9/29	H	W	East Carolina	31-22
10/06	A	W	G. Tech (12)	27-22
10/13	A	L	Maryland	21-44
10/20	A	L	UNC	21-28
10/27	H	L	Clemson	34-35

11/03	H	L	S. Carolina (5)	28-35
11/10	A	L	Virginia	0-45
11/17	H	L	Duke	13-16

1985**Record: 3-8 (2-5 ACC/t6th)**

9/07	H	L	East Carolina	14-33
9/14	H	L	Georgia Tech	18-28
9/21	A	W	Wake Forest	20-17
9/28	H	L	Furman	20-42
10/05	H	L	Maryland	17-31
10/12	A	L	Pittsburgh	10-24
10/19	H	L	UNC	14-21
10/26	A	L	Clemson	10-39
11/02	A	W	South Carolina	21-17
11/09	H	W	Virginia	23-22
11/16	A	L	Duke	19-31

DICK SHERIDAN

Years at NC State: 1986-92
Record at NC State: 52-29-3

1986**Record: 8-3-1 (5-2 ACC/t2nd)**

9/06	H	W	East Carolina	38-10
9/13	H	T	Pittsburgh	14-14
9/20	H	W	Wake Forest	42-38
9/27	A	W	Maryland (13)	28-16
10/11	A	L	Georgia Tech	21-59
10/18	A	W	UNC (NR/18)	35-34
10/25	H	W	Clemson (20/16)	27-3
11/01	H	W	S. Carolina (16/NR)	23-22
11/08	A	L	Virginia (15/NR)	16-20
11/15	H	W	Duke	29-15
11/22	H	W	W. Carolina	31-18
12/31	N	L	Va. Tech (19/NR)	24-25

N - Peach Bowl, Atlanta, Ga.

1987**Record: 4-7 (4-3 ACC/t3rd)**

9/05	H	L	East Carolina	14-32
9/12	A	L	Pittsburgh (NR/18)	0-34
9/19	A	L	Wake Forest	3-21
9/29	H	W	Maryland	42-14
10/03	H	W	Georgia Tech	17-0
10/17	H	L	UNC	14-17
10/24	A	W	Clemson (NR/7)	30-28
10/31	A	L	S. Carolina (NR/19)	0-48
11/07	H	L	East Tenn. St.	14-29
11/14	A	W	Duke	47-45
11/21	H	L	Virginia	31-34

1988**Record: 8-3-1 (4-2-1 ACC/3rd)**

9/03	H	W	W. Carolina	45-6
9/17	H	W	Wake Forest	14-6
9/24	A	L	Maryland	26-30
10/01	A	W	Georgia Tech	14-6
10/08	H	W	E. Tenn. State	49-0
10/15	A	W	UNC	48-3
10/22	H	W	Clemson (NR/9)	10-3
10/29	H	L	S. Carolina (NR/17)	7-23
11/05	A	L	Virginia	14-19
11/12	H	T	Duke	43-43
11/19	H	W	Pittsburgh	14-3
12/31	N	W	Iowa	28-23

N - Peach Bowl, Atlanta, Ga.

1989**Record: 7-5 (4-3 ACC/t4th)**

9/02	H	W	Maryland	10-6
9/09	H	W	Ga Tech (25/NR)	38-28
9/16	A	W	W. Forest (19/NR)	27-17
9/23	H	W	UNC (18/NR)	40-6
9/30	H	W	Kent State (15/NR)	42-22
10/07	H	W	MTSU (14/NR)	35-14

10/21	A	L	Clemson (12/NR)	10-30
10/28	A	W	S. Carolina (20/25)	20-10
11/04	H	L	Virginia (18/24)	9-20
11/11	A	L	Duke	26-35
11/18	H	L	Virginia Tech	23-25
12/31	N	L	Arizona	10-17

N - Copper Bowl, Tucson, Ariz.

1990**Record: 7-5 (3-4 ACC/6th)**

9/01	H	W	W. Carolina	67-0
9/08	A	L	Georgia Tech	13-21
9/15	H	W	Wake Forest	20-15
9/22	A	L	Maryland	12-13
9/29	A	W	UNC	12-9
10/06	H	W	App. State	56-0
10/13	A	L	Virginia (NR/2)	0-31
10/20	H	L	Clemson (NR/22)	17-24
10/27	H	W	South Carolina	38-29
11/3	A	L	Virginia Tech	16-20
11/10	H	W	Duke	16-0
12/28	N	W	S. Miss. (NR/23)	31-27

N - All-American Bowl, Birmingham, Ala.

1991**Final AP Ranking: 24th****Record: 9-3 (5-2 ACC/2nd)**

9/07	H	W	Virginia Tech	7-0
9/14	H	W	Kent State	47-0
9/21	A	W	Wake Forest	30-3
9/28	H	W	UNC (NR/23)	24-7
10/05	H	W	G. Tech (19/21)	28-21
10/19	H	W	Marshall (16/NR)	15-14
10/26	A	L	Clemson (12/19)	19-29
11/02	A	W	S. Carolina (19/NR)	38-21
11/09	H	L	Virginia (18/24)	10-42
11/16	A	W	Duke (24/NR)	32-31
11/23	H	W	Maryland (22/NR)	20-17
1/1	N	L	E. Carolina (21/12)	34-37

N - at Peach Bowl, Atlanta, Ga.

1992**Final AP Ranking: 17th****Record: 9-3-1 (6-2 ACC/2nd)**

8/29	N	W	Iowa (NR/15)	24-14
9/05	H	W	App. State (18/NR)	35-10
9/12	A	W	Maryland (19/NR)	14-10
9/19	H	L	Florida St. (16/3)	13-34
9/26	A	W	UNC (23/NR)	27-20
10/03	A	L	G. Tech (21/23)	13-16
10/10	H	W	Texas Tech (25/NR)	48-13
10/17	A	T	Va. Tech (21/NR)	13-13
10/24	H	W	Clemson (23/18)	20-6
11/07	A	W	Virginia (17/NR)	31-7
11/14	H	W	Duke (14/NR)	45-27
11/21	H	W	Wake Forest (13/25)	42-14
12/31	N2	L	Florida (12/14)	10-27

N1 - at Kickoff Classic.; N2 - at Gator Bowl

MIKE O'CAIN

Years at NC State: 1993-99
Record at NC State: 41-40-0

1993**Record: 7-5 (4-4 ACC/5th)**

9/04	H	W	Purdue (24/NR)	20-7
9/11	A	W	W. Forest (18/NR)	34-16
9/25	H	L	UNC (19/18)	14-35
10/02	A	L	Clemson (24/NR)	14-20
10/09	A	W	Texas Tech	36-34
10/16	H	W	Marshall	24-17
10/23	H	W	Georgia Tech	28-23
10/30	H	W	Virginia (NR/16)	34-29
11/06	A	L	Duke (22/NR)	20-21
11/13	H	W	Maryland	44-21
11/20	A	L	Florida St. (NR/2)	3-62

1/1	N	L	Michigan	7-42
-----	---	---	----------	------

N - at Hall of Fame Bowl, Tampa, Fla.

1994**Final AP Ranking: 17th****Record: 9-3 (6-2 ACC/2nd)**

9/01	H	W	Bowling Green	20-15
9/10	A	W	Clemson (NR/22)	29-12
9/24	H	W	W. Carolina (24/NR)	38-13
10/1	H	W	Ga Tech (22/NR)	21-13
10/08	A	L	Louisville (18/NR)	14-35
10/15	H	W	Wake Forest	34-3
10/29	A	L	UNC (NR/24)	17-31
11/05	A	W	Maryland	47-45
11/12	H	W	Duke (NR/18)	24-23
11/19	H	L	Florida St. (25/8)	3-34
11/25	A	W	Virginia (NR/13)	30-27
1/1	N	W	Miss. St. (23/16)	28-24

N - Peach Bowl, Atlanta

1995**Record: 3-8 (2-6 ACC/7th)**

8/31	H	W	Marshall	33-16
9/09	H	L	Virginia (23/NR)	24-29
9/16	A	L	Florida St. (NR/1)	17-77
9/23	H	L	Baylor	0-14
9/30	H	L	Clemson	22-43
10/07	A	L	Alabama (NR/16)	11-27
10/21	A	W	Duke	41-38
11/04	H	L	Maryland	13-30
11/11	A	L	Georgia Tech	19-27
11/18	A	W	Wake Forest	52-23
11/24	H	L	UNC	28-30

1996**Record: 3-8 (3-5 ACC/t6th)**

9/07	H	L	Georgia Tech	16-28
9/19	H	L	Florida St. (NR/3)	17-51
9/28	A	L	Purdue	21-42
10/05	A	W	Maryland	34-8
10/12	H	L	Alabama (NR/8)	19-24
10/19	A	L	Virginia (NR/20)	14-62
11/02	A	L	UNC (NR/8)	20-52
11/09	H	W	Duke	44-22
11/16	A	L	Clemson	17-40
11/23	H	W	Wake Forest	37-22
11/30	N1	L	East Carolina	29-50

N1 - at Charlotte, N.C.

1997**Record: 6-5 (3-5 ACC/6th)**

8/30	A	W	Syracuse ^{OT} (NR/13)	32-31
9/06	A	W	Duke	45-14
9/13	H	L	Clemson (NR/19)	17-19
9/20	H	W	N. Illinois	41-14
9/25	A	L	Wake Forest	18-19
10/11	A	L	G. Tech (NR/25)	17-27
10/18	H	L	UNC (NR/4)	7-20
11/01	A	L	Florida St. (NR/3)	35-48
11/08	H	W	Maryland	45-28
11/15	H	W	Virginia	31-24
11/22	H	W	East Carolina	37-24



N1 - Charlotte.; N2 - Micron PC Bowl,
Fort Lauderdale, FL.

1999

Record: 6-6 (3-5 ACC/t5th)

8/28	A	W	Texas (NR/16)	23-20
9/04	H	W	South Carolina	10-0
9/11	H	W	William & Mary	38-9
9/18	A	L	Florida State (1/1)	11-42
9/25	A	L	Wake Forest	7-31
10/09	H	W	Clemson	35-31
10/16	H	L	Virginia	26-47
10/23	A	W	Duke (OT)	31-24
10/30	A	L	Ga Tech (NR/7)	21-48
11/06	H	W	Maryland	30-17
11/11	N	L	UNC	6-10
11/20	A	L	East Carolina (NR/21)	6-23

N - at Charlotte, N.C

CHUCK AMATO

Years at NC State: 2000-06
Record at NC State: 49-37-0

2000

Record: 8-4 (4-4 ACC/5th)

9/02	H	W	Arkansas St (20T)	38-31
9/09	A	W	Indiana	41-38
9/16	H	W	SMU	41-0
9/21	H	W	Georgia Tech (OT)	30-23
10/07	A	L	Clemson (NR/5)	27-34
10/14	A	W	UNC	38-20
10/28	H	L	Florida State (21/6)	14-58
11/04	A	L	Maryland (20T)	28-35
11/11	H	W	Duke	35-31
11/18	A	L	Virginia	17-24
11/25	H	W	Wake Forest	32-14
12/28	N	W	Minnesota	38-30

N - at Micronpc.com Bowl, Miami, Fla.

2001

Record: 7-5 (4-4 ACC/5th)

9/06	H	W	Indiana	35-14
9/22	A	W	SMU	26-17
9/29	H	L	UNC	9-17
10/06	A	W	Wake Forest	17-14
10/13	H	L	Clemson (NR/19)	37-45
10/20	A	L	Ga Tech (NR/23)	17-27
10/27	H	W	Virginia	24-0
11/03	A	W	Duke	55-31
11/10	A	W	Florida St. (NR/10)	34-28
11/17	H	L	Maryland (NR/10)	19-23
11/24	H	W	Ohio	27-7
12/20	N	L	Pittsburgh	19-34

N-at Tangerine Bowl, Orlando, Fla.

2002

Final AP Ranking: 12th
Record: 11-3 (5-3 ACC/4th)

8/24	H	W	New Mexico	34-14
8/31	H	W	E. Tenn. St. (25/NR)	34-0
9/07	A	W	Navy (21/NR)	65-19
9/14	H	W	W. Forest (19/NR)	32-13
9/21	A	W	Tex Tech ^{OT} (17/NR)	51-48
9/28	H	W	Mass. (17/NR)	56-24
10/12	A	W	UNC (14/NR)	34-17
10/19	H	W	Duke (13/NR)	24-22
10/24	A	W	Clemson (12/NR)	38-6
11/02	H	L	Ga Tech (10/NR)	17-24
11/09	A	L	Maryland (13/NR)	21-24
11/16	A	L	Virginia (22/NR)	9-14
11/23	H	W	Florida St. (NR/14)	17-7
1/1	N	W	Notre Dame (17/11)	28-6

N - at Toyota Gator Bowl,
Jacksonville, Fla.

2003

Record: 8-5 (4-4 ACC/4th)

8/30	H	W	W. Carolina (16/NR)	59-20
9/06	A	L	W. Forest (14/NR)	24-38
9/13	A	L	Ohio St. ^{3OT} (24/3)	38-44
9/20	H	W	Texas Tech	49-21
9/27	H	W	UNC	47-34
10/04	A	L	Georgia Tech	21-29
10/11	H	W	Connecticut	31-24
10/16	H	W	Clemson	17-15
10/25	A	W	Duke	28-21
11/01	H	W	Virginia	51-37
11/15	A	L	Fla. St. ^{2OT} (NR/13)	44-50
11/22	H	L	Maryland	24-26
12/22	N	W	Kansas	56-26

N1 - at Mazda Tangerine Bowl, Orlando, Fla.

2004

Record: 5-6 (3-5 ACC/t8th)

9/04	H	W	Richmond	42-0
9/18	H	L	Ohio State (NR/9)	14-22
9/25	A	W	Virginia Tech	17-16
10/02	H	W	Wake Forest (OT)	27-21
10/09	A	L	UNC	24-30
10/16	A	W	Maryland	13-3
10/23	H	L	Miami (NR/3)	31-45
10/30	A	L	Clemson	20-26
11/06	H	L	Georgia Tech	14-24
11/11	H	L	Florida St. (NR/11)	10-17
11/27	N1	W	East Carolina	52-14

N1 - at Charlotte, N.C.

2005

Record: 7-5 (3-5 ACC/t8th)

9/04	H	L	Virginia Tech (NR/8)	16-20
9/17	H	W	Eastern Kentucky	54-10
9/24	H	L	UNC	24-31
10/06	A	W	Ga Tech (NR/24)	17-13
10/13	H	L	Clemson	10-31
10/22	A	L	Wake Forest	19-27
10/29	H	W	Southern Miss	21-17
11/05	A	W	Florida State (NR/9)	20-15
11/12	A	L	Boston College	10-30
11/19	H	W	Middle Tenn. St.	24-3
11/26	H	W	Maryland	20-14
12/31	N	W	South Florida	14-0

N - at Meineke Car Care Bowl,
Charlotte, N.C.

2006

Record: 3-9 (2-6 ACC/6th in Atlantic)

9/02	H	W	Appalachian St.	23-10
9/09	H	L	Akron	17-20
9/16	A	L	Southern Miss	17-37
9/23	H	W	Boston Coll (NR/20)	17-15
10/05	H	W	Florida St (NR/17)	24-20
10/14	H	L	Wake Forest	23-25
10/21	A	L	Maryland	20-26
10/28	A	L	Virginia	7-14
11/04	H	L	Ga Tech (NR/20)	23-31
11/11	A	L	Clemson	14-20
11/18	A	L	UNC	9-23
11/25	H	L	East Carolina	16-21

TOM O'BRIEN

Years at NC State: 2007-12
Record at NC State: 40-35

2007

Record: 5-7 (3-5 ACC/t5th in Atlantic)

9/01	H	L	Central Florida	22-25
9/08	A	L	Boston College	17-37
9/15	H	W	Wofford	38-17
9/22	H	L	Clemson (NR/14)	20-42
9/29	H	L	Louisville	10-29
10/06	A	L	Florida State	10-27
10/20	A	W	East Carolina	34-20
10/27	H	W	Virginia (NR/18)	29-24
11/03	A	W	Miami ^{OT}	19-16
11/10	H	W	UNC	31-27
11/17	A	L	Wake Forest	18-38
11/24	H	L	Maryland	0-37

2008

Record: 6-7 (4-4 ACC/T3rd in Atlantic)

8/28	A	L	South Carolina	0-34
9/06	H	W	William & Mary	34-24
9/13	A	L	Clemson	9-27
9/20	H	W	E. Carolina (NR/15)	30-24
9/27	H	L	S. Florida (NR/13)	10-41
10/04	H	L	Boston College	31-38
10/16	H	L	Florida State	17-26
10/25	A	L	Maryland	24-27
11/08	A	W	Duke	27-17
11/15	H	W	Wake Forest	21-17
11/22	A	W	UNC (NR/25)	41-10
11/29	H	W	Miami	38-28
12/29	N	L	Rutgers	23-29

N - at Papajohns.com Bowl,
Birmingham, Ala.

2009

Record: 5-7 (2-6 ACC/5th in Atlantic)

9/03	H	L	South Carolina	3-7
9/12	H	W	Murray State	65-7
9/19	H	W	Gardner-Webb	45-14
9/26	H	W	Pitt	38-31
10/03	A	L	Wake Forest	24-30
10/10	H	L	Duke	28-49
10/17	A	L	Boston College	20-52
10/31	A	L	Florida State	42-45
11/07	H	W	Maryland	38-31
11/14	H	L	Clemson (NR/24)	23-43
11/21	A	L	Va Tech (NR/16)	10-38
11/28	H	W	UNC (NR/23)	28-27

2010

Record: 9-4 (5-3 ACC/4th in Atlantic)

9/04	H	W	Western Carolina	48-7
9/11	A	W	Central Florida	28-21
9/16	H	W	Cincinnati	30-19
9/25	A	W	Georgia Tech	45-28
10/02	H	L	Va Tech (23/NR)	30-41
10/09	H	W	Boston College	44-17
10/16	A	L	East Carolina (OT)	27-33
10/28	H	W	Florida St. (NR/16)	28-24
11/06	A	L	Clemson (23/NR)	13-14
11/13	H	W	Wake Forest	38-3
11/20	A	W	UNC	29-25
11/27	A	L	Maryland (21/NR)	31-38
12/28	N	W	W. Virginia (NR/22)	23-7

N - Orlando, Fla. - Champs Sports Bowl

2011

Record: 8-5 (4-4 ACC/2nd in Atlantic)

9/03	H	W	Liberty	43-21
9/10	A	L	Wake Forest	27-34
9/17	H	W	South Alabama	35-13
9/22	A	L	Cincinnati	14-44
10/1	H	L	Ga Tech (NR/21)	35-45
10/8	H	W	Central Michigan	38-24
10/22	A	W	Virginia	28-14
10/29	A	L	Florida State	0-34
11/5	H	W	UNC	13-0
11/12	A	L	Boston College	10-14
11/19	H	W	Clemson (NR/7)	37-13
11/16	H	W	Maryland	56-14
12/27	N	W	Louisville	31-24

N - Charlotte, N.C. - Belk Bowl

2012

Record: 7-6 (4-4 ACC/3rd in Atlantic)

8/31	N	L	Tennessee	21-35
9/8	A	W	Connecticut	10-7
9/15	H	W	South Alabama	31-7
9/22	H	W	The Citadel	52-14
9/29	A	L	Miami	37-44
10/6	H	W	Florida St. (NR/3)	17-16
10/20	A	W	Maryland	20-18
10/27	A	L	UNC	35-43
11/3	H	L	Virginia	6-33
11/10	H	W	Wake Forest	37-6

11/17	A	L	Clemson ^{OT} (NR/11)	48-62
11/24	H	W	Boston College	27-10
12/31	N1	L	Vanderbilt	24-38

N - Chick-Fil-A Kickoff Game, Atlanta, Ga.

N1 - Music City Bowl, Nashville, Tenn.

DAVE DOEREN

Years at NC State: 2013-present
Record at NC State: 25-26

2013

Record: 3-9 (0-8 ACC/6th in Atlantic)

8/31	H	W	Louisiana Tech	40-14
9/7	H	W	Richmond	23-21
9/19	H	L	Clemson (NR/3)	14-26
9/28	H	W	Central Michigan	48-14
10/5	A	L	Wake Forest	13-28
10/12	H	L	Syracuse	10-24
10/26	A	L	Florida St. (NR/2)	17-49
11/2	H	L	UNC	19-27
11/9	A	L	Duke	20-38
11/16	A	L	Boston College	21-38
11/23	H	L	East Carolina	28-42
11/30	H	L	Maryland	21-41

2014

Record: 8-5 (3-5 ACC/5th in Atlantic)

8/30	H	W	Georgia Southern	24-23
9/6	H	W	Old Dominion	46-34
9/13	A	W	South Florida	49-17
9/20	H	W	Presbyterian	42-0
9/27	H	L	Florida State (1/1)	41-56
10/4	A	L	Clemson	0-41
10/11	H	L	Boston College	14-30
10/18	A	L	Louisville	18-30
11/1	A	W	Syracuse	24-17
11/8	H	L	Georgia Tech	23-56
11/15	H	W	Wake Forest	42-13
11/29	A	W	UNC	35-7
12/26	N	W	Central Florida	34-27

N - St. Petersburg, Fla. - Bitcoin St.
Petersburg Bowl

2015

Record: 7-6 (3-5 ACC/4th in Atlantic)

9/1	H	W	Troy	49-21
9/12	H	W	Eastern Kentucky	35-0
9/19	A	W	Old Dominion	38-14
9/26	A	W	South Alabama	63-13
10/3	H	L	Louisville	13-20
10/9	A	L	Virginia Tech	13-28
10/24	A	W	Wake Forest	35-17
10/31	H	L	Clemson (NR/3)	41-56
11/7	A	W	Boston College	24-8
11/14	A	L	Florida St (NR/19)	17-34
11/21	H	W	Syracuse	42-29
11/28	H	L	UNC (NR/11)	34-45
12/30	N	L	Mississippi St.	28-51
N - Charlotte, N.C., Belk Bowl				

SERIES RECORD VS. 2017 OPPONENTS



BOSTON COLLEGE Eagles

Nov. 11 in Chestnut Hill, Ma.
Alumni Stadium (44, 500)

ACC Atlantic

Overall: 5-9
Home: 3-3; Away: 2-6
Neutral: 0-0

Date	Site	Result	Score
11/7/36	A	W	12-7
10/30/37	A	L	3-7
11/12/05	A	L	10-30
9/23/06	H	W	17-15
9/8/07	A	L	17-37
10/4/08	H	L	31-38
10/17/09	A	L	20-52
10/9/10	H	W	44-17
11/12/11	A	L	10-14
11/24/12	H	W	27-10
11/16/13	A	L	21-38
10/11/14	H	L	14-30
11/7/15	A	W	24-8
10/29/16	H	L	14-21



CLEMSON Tigers

Nov. 4 in Raleigh
Carter-Finley Stadium (57,600)

ACC Atlantic

Overall: 28-56-1
Home: 16-20; Away: 11-25
Neutral: 1-11-1

Date	Site	Result	Score
11/18/99	N1	L	0-24
10/4/02	A	L	5-11
10/28/03	N2	L	0-24
11/24/04	H	W	18-0
10/25/06	N2	T	0-0
10/9/26	A	L	3-7
10/8/27	H	W	18-6
10/12/28	N3	L	0-7
10/11/29	N3	L	0-26
10/11/30	N4	L	0-27
10/10/31	N4	L	0-6
10/8/32	H	W	13-0
10/7/33	A	L	0-9
11/3/34	H	L	6-12
10/7/39	N4	L	6-25
10/5/40	N4	L	7-26
10/4/41	N4	L	6-27
10/3/42	N4	W	7-6
10/2/43	N4	L	7-19
10/7/44	N4	L	7-13
10/6/45	H	L	0-13
10/5/46	A	W	14-7
10/11/47	H	W	18-0
10/2/48	A	L	0-6
10/1/49	H	L	6-7
10/7/50	A	L	0-27
10/6/51	H	L	0-6
10/6/56	H	L	7-13
10/5/57	A	W	13-7
11/15/58	H	L	6-13
10/10/59	A	L	0-23
11/25/61	A	L	0-20
9/29/62	H	L	0-7
10/5/63	A	W	7-3
10/26/64	H	W	9-0
9/18/65	A	L	7-21
11/19/66	H	W	23-14
11/18/67	A	L	6-14
11/2/68	H	L	19-24
11/20/71	A	W	31-23
11/18/72	H	W	42-17

10/27/73	A	W	29-6
9/21/74	H	W	31-10
10/25/75	A	W	45-7
10/23/76	H	W	38-21
10/22/77	A	L	3-7
10/28/78	H	L	10-33
10/27/79	A	W	16-13
10/25/80	H	W	24-20
10/24/81	A	L	7-17
10/23/82	H	L	29-38
10/22/83	A	L	17-27
10/27/84	H	L	34-35
10/26/85	A	L	10-39
10/25/86	H	W	27-3
10/24/87	A	W	30-28
10/22/88	H	W	10-3
10/21/89	A	L	10-30
10/20/90	H	L	17-24
10/26/91	A	L	19-29
10/24/92	H	W	20-6
10/2/93	A	L	14-20
9/10/94	A	W	29-12
9/30/95	H	L	22-43
11/16/96	A	L	17-40
9/13/97	H	L	17-19
10/31/98	A	W	46-39
10/9/99	H	W	35-31
10/7/00	A	L	27-34
10/13/01	H	L	37-45
10/24/02	A	W	38-6
10/16/03	H	W	17-15
10/30/04	A	L	20-26
10/13/05	H	L	10-31
11/11/06	A	L	14-20
9/22/07	H	L	20-42
9/13/08	A	L	9-27
11/14/09	H	L	23-43
11/6/10	A	L	13-14
11/19/11	H	W	37-13
11/17/12	A	L	48-62
9/19/13	H	L	14-26
10/4/14	A	L	0-41
10/31/15	H	L	41-56
10/15/16	A	L	17-24 ^{OT}

1- Rock Hill, S.C.; 2- Columbia, S.C.; 3 - Florence, S.C.; 4- Charlotte, N.C.



FLORIDA STATE Seminoles

Sept. 23 in Tallahassee, Fla.
Doak Campbell Stadium (79,560)

ACC Atlantic

Overall: 11-26
Home: 7-10; Away: 4-15

Date	Site	Result	Score
10/25/52	h	W	13-7
11/28/53	a	L	13-23
10/16/54	h	L	7-13
9/17/55	a	L	0-7
10/13/56	h	L	0-14
10/12/57	a	W	7-0
11/16/63	a	L	0-14
11/13/65	h	W	3-0
9/30/67	a	W	20-10
11/16/68	h	L	7-48
11/22/69	a	L	22-33
9/19/92	h	L	13-34
11/20/93	a	L	3-62
11/19/94	h	L	3-34
9/16/95	a	L	17-77
9/19/96	h	L	17-51
11/1/97	a	L	35-48
9/12/98	H	W	24-7
9/18/99	A	L	11-42
10/28/00	H	L	14-58
11/10/01	A	W	34-28
11/23/02	H	W	17-7

11/15/03	A	L	44-50 ^{OT}
11/11/04	H	L	10-17
11/5/05	A	W	20-15
10/5/06	H	W	24-20
10/6/07	A	L	10-27
10/16/08	H	L	17-26
10/31/09	A	L	42-45
10/28/10	H	W	28-24
10/29/11	A	L	0-34
10/6/12	H	W	17-16
10/26/13	A	L	17-49
9/27/14	H	L	41-56
11/14/15	A	L	17-34
9/10/16	A	L	30-33



FURMAN Paladins

Sept. 16 in Raleigh
Carter-Finley Stadium (57,600)

Southern Conference

Overall: 4-8-4
Home: 2-7-1; Away: 2-1-3

Date	Site	Result	Score
10/6/1902	A	T	0-0
10/13/1902	H	L	2-5
10/2/26	H	L	0-31
9/30/27	A	L	0-20
10/17/36	H	W	27-0
10/9/37	A	T	7-7
10/22/38	A	T	7-7
11/18/39	A	W	12-7
11/2/40	H	L	6-20
10/11/41	A	T	0-0
10/30/54	H	L	6-7
10/29/55	A	W	33-7
9/4/76	H	L	12-18
9/4/82	H	W	26-0
9/15/84	H	L	30-34
9/28/85	H	L	20-42



LOUISVILLE Cardinals

Oct. 5 (Thurs) in Raleigh
Carter-Finley Stadium (57,600)

ACC Atlantic

Overall: 1-6-0
Home: 0-2; Away: 0-3
Neutral: 1-0

Date	Site	Result	Score
11/2/51	A	L	2-26
10/8/93	A	L	14-35
9/29/07	H	L	10-29
12/27/11	N	W	31-24
10/18/14	A	L	18-30
10/3/15	H	L	13-20
10/22/16	A	L	13-54

N - Belk Bowl, Charlotte, N.C.



MARSHALL Thundering Herd

Sept. 9 in Raleigh
Carter-Finley Stadium (57,600)

Conference USA

Overall: 3-0
Home: 3-0

Date	Site	Result	Score
10/19/91	H	W	15-14
10/16/93	H	W	24-17
8/31/95	H	W	33-16



UNC Tar Heels

Nov. 25 in Raleigh
Carter-Finley Stadium (57,600)

ACC Coastal

Overall: 34-66-6
Home: 14-29-4; Away: 20-35-2
Neutral: 0-2

Date	Site	Result	Score
10/12/94	a	L	0-44
10/20/94	h	L	0-16
10/12/95	a	L	0-36
10/2/97	a	L	0-40
10/15/98	a	L	0-34
10/7/99	a	L	0-34
10/28/99	h	T	11-11
10/16/01	a	L	0-39
11/19/01	h	L	0-30
11/8/02	h	T	0-0
11/16/04	a	T	6-6
11/12/05	h	T	0-0
10/23/19	h	L	12-13
10/21/20	h	W	13-3
10/20/21	h	W	7-0
10/19/22	h	L	9-14
10/18/23	h	L	0-14
10/16/24	h	L	0-10
10/15/25	h	L	0-17
10/30/26	a	L	0-12
10/29/27	h	W	19-6
11/3/28	h	T	6-6
11/2/29	a	L	0-32
11/7/30	a	L	6-13
10/31/31	h	L	15-18
10/29/32	a	L	0-13
11/4/33	h	L	0-6
10/27/34	a	T	7-7
11/2/35	h	L	6-35
10/31/36	a	L	6-21
10/2/37	h	L	0-20
10/1/38	h	L	0-21
11/4/39	a	L	0-17
10/19/40	h	L	7-13
11/1/41	a	W	13-7
10/31/42	h	W	21-14
10/30/43	a	L	13-27
11/8/47	a	L	6-41
10/16/48	a	L	0-14
9/24/49	a	L	6-26
9/23/50	a	L	7-13
9/22/51	a	L	0-21
9/26/53	a	L	7-29
9/25/54	h	L	6-20
10/1/55	h	L	18-25
9/22/56	a	W	26-6
9/21/57	a	W	7-0
9/20/58	a	W	21-14
10/3/59	a	L	12-20



9/24/60	a	W	3-0
9/30/61	a	L	22-27
9/22/62	a	W	7-6
10/19/63	a	L	10-31
9/19/64	a	W	14-13
10/9/65	h	L	7-10
9/24/66	a	L	7-10
9/16/67	h	W	13-7
9/21/68	a	W	38-6
9/30/69	h	W	10-3
9/19/70	a	L	0-19
10/2/71	h	L	7-27
9/23/72	a	L	33-34
10/6/73	h	W	28-26
10/19/74	a	L	14-33
10/18/75	h	W	21-20
10/16/76	a	W	21-13
10/15/77	h	L	14-27
10/21/78	a	W	34-7
10/20/79	h	L	21-35
10/18/80	a	L	8-28
10/17/81	h	L	10-21
10/16/82	a	L	9-41
10/15/83	h	L	14-42
10/20/84	a	L	21-28
10/19/85	h	L	14-21
10/18/86	a	W	35-34
10/17/87	h	L	14-17
10/15/88	a	W	48-3
9/23/89	h	W	40-6
9/29/90	a	W	12-9
9/28/91	h	W	24-7
9/26/92	a	W	27-20
9/25/93	h	L	14-35
10/29/94	a	L	31-17
11/24/95	h	L	28-30
11/2/96	a	L	20-52
10/18/97	h	L	7-20
11/28/98	N	L	34-37 ^{OT}
11/11/99	N	L	6-10
10/14/00	A	W	38-20
9/29/01	H	L	9-17
10/12/02	A	W	34-17
9/27/03	H	W	47-34
10/9/04	A	L	24-30
9/24/05	H	L	24-31
11/18/06	A	L	9-23
11/20/07	H	W	31-27
11/22/08	A	W	41-10
11/28/09	H	W	28-27
11/20/10	A	W	29-25
11/5/11	H	W	13-0
10/27/12	A	L	35-43
11/2/13	H	L	19-27
11/29/14	A	W	35-7
11/28/15	H	L	28-51
11/25/16	A	W	28-21

N - @ Ericsson Stadium, Charlotte, N.C.

NOTRE DAME
Fighting Irish
Oct. 28 in South Bend, Ind.
Notre Dame Stadium (80,795)

Independent

Overall: 2-0

Home: 1-0; Neutral: 1-0

Date	Site	Result	Score
1/1/03	N	W	28-6
10/8/16	H	W	10-3

N - Gator Bowl, Jacksonville, Fla.

Pitt PITTSBURGH Panthers

Oct. 14 in Pittsburgh, Pa.
Heinz Field (68,400)

ACC Coastal

Overall: 3-5-1

Home: 2-0-1; Away: 0-4-0

Neutral: 1-1-0

Date	Site	Result	Score
11/15/52	A	L	6-48
11/14/53	A	L	6-40
12/23/78	N	W	3-17
10/12/85	A	L	10-24
9/13/86	H	T	14-14
9/12/87	A	L	0-34
11/19/88	H	W	14-3
12/20/01	N	L	19-34
9/26/09	H	W	38-31

N - @ Tangerine Bowl, Orlando, Fla.



SOUTH CAROLINA Gamecocks

Sept. 2 in Charlotte, N.C.
Bank of America Stadium (75,412)

SEC East

Overall: 26-27-4

Home: 17-7-3; Away: 9-19-1

Date	Site	Result	Score
1900	A	L	0-12
1900	H	L	5-17
1903	H	W	6-5
1904	H	T	0-0
1905	A	W	29-0
1915	H	L	10-19
1923	H	W	7-0
1924	A	L	0-10
1925	H	L	6-7
1926	A	L	14-20
1927	A	W	34-0
1928	H	W	18-7
1929	H	L	6-20
1930	A	L	0-19
1931	A	L	0-21
1932	H	T	7-7
1933	A	L	0-14
1934	H	W	6-0
1935	A	W	14-0
11/10/56	H	W	14-7
11/23/57	A	W	29-26
11/22/58	A	L	7-12
11/21/59	A	L	7-12
11/19/60	A	T	8-8
11/28/61	H	W	33-14
11/10/62	A	L	6-17
10/12/63	A	W	18-6
10/31/64	H	W	17-14
10/2/65	A	L	7-13
10/8/66	H	L	21-31
10/12/68	H	W	36-12
10/11/69	A	L	16-21
9/26/70	H	T	7-7
9/25/71	A	L	6-24
10/28/72	H	W	42-24
11/03/73	A	W	56-35
11/2/74	H	W	42-27
11/1/75	H	W	28-21
10/30/76	A	L	7-27
10/29/77	H	W	7-3
11/4/78	H	W	22-13
11/3/79	A	L	28-30

10/4/80	A	L	10-30
10/31/81	A	L	12-20
10/30/82	H	W	33-3
10/29/83	A	L	17-31
11/3/84	H	L	28-35
11/2/85	A	W	21-17
11/1/86	H	W	23-22
10/31/87	A	L	0-48
10/29/88	H	L	7-23
10/28/89	A	W	20-10
10/27/90	H	W	38-29
11/2/91	A	W	38-21
9/4/99	H	W	10-0
8/28/08	A	L	0-34
9/3/09	H	L	3-7



SYRACUSE Orange

Sept. 30 in Raleigh, N.C.
Carter-Finley Stadium (57,600)

ACC Atlantic

Overall: 9-1-0

Home: 4-1; Away: 5-0

Date	Site	Result	Score
9/16/72	H	W	43-20
9/28/74	A	W	28-22
9/17/77	A	W	38-0
9/16/78	H	W	27-19
8/30/97	A	W	32-31 ^{OT}
10/1/98	H	W	38-17
10/12/13	H	L	10-24
11/1/14	A	W	24-17
11/21/15	H	W	42-29
11/12/16	A	W	35-20



WAKE FOREST DEMON DEACONS

Nov. 18 in Winston-Salem, N.C.
BB&T Field (31,500)

ACC Atlantic

Overall: 66-38-6

Home: 44-21-5; Away: 22-17-1

Date	Site	Result	Score
10/19/95	h	T	4-4
9/30/08	a	W	76-0
11/21/08	a	W	25-0
11/19/10	h	W	28-3
11/18/11	h	W	13-6
11/2/12	a	W	12-0
11/1/13	h	W	37-0
10/3/14	h	W	51-0
10/16/15	h	W	7-0
10/19/16	h	W	6-0
10/18/17	h	W	17-6
10/15/18	h	L	0-21
11/27/19	h	W	21-7
11/25/20	h	W	49-7
11/19/21	h	W	14-0
11/25/22	a	W	32-0
11/24/23	h	L	0-14
11/22/24	h	L	0-12
11/14/25	h	W	6-0
11/29/26	h	W	7-3
10/13/27	h	W	30-7
10/18/28	h	W	37-0
10/17/29	h	W	8-6
10/16/30	h	L	0-7
10/16/31	h	L	0-6
10/15/32	h	T	0-0
10/21/33	h	T	0-0
10/6/34	h	L	12-13
10/12/35	h	W	21-6
10/3/36	h	L	0-9

10/23/37	a	W	20-0
10/15/38	h	W	19-7
10/14/39	h	L	0-32
11/9/40	h	L	14-20
10/18/41	h	L	0-7
10/17/42	h	T	0-0
10/16/43	h	L	6-54
10/21/44	h	L	7-21
10/20/45	h	L	18-19
10/19/46	a	W	14-6
11/15/47	h	W	20-0
10/30/48	a	L	13-34
11/12/49	h	W	27-14
11/18/50	a	T	6-6
9/29/51	h	L	6-21
11/1/52	a	L	6-21
10/17/53	h	L	7-20
10/2/54	a	L	0-26
10/15/55	h	T	13-13
11/3/56	a	L	0-13
11/2/57	h	W	19-0
10/11/58	a	L	7-13
10/17/59	h	L	14-17
11/5/60	a	W	14-12
10/21/61	h	W	7-0
11/22/62	a	W	27-3
11/22/63	h	W	42-0
11/20/64	a	L	13-27
9/25/65	h	W	13-11
10/1/66	a	W	15-12
10/21/67	h	W	24-7
9/14/68	a	W	10-6
9/13/69	h	L	21-22
11/14/70	a	L	13-16
10/9/71	h	W	21-14
10/14/72	a	W	42-13
11/24/73	h	W	52-13
9/7/74	a	W	33-15
9/13/75	h	L	22-30
9/11/76	a	L	18-20
9/24/77	h	W	41-14
9/30/78	a	W	34-10
9/29/79	h	W	17-14
9/27/80	h	L	7-27
9/12/81	a	W	28-23
9/18/82	h	W	30-0
10/1/83	a	W	38-15
9/22/84	h	L	15-24
9/21/85	a	W	20-17
9/20/86	h	W	42-38
9/19/87	a	L	3-21
9/17/88	h	W	14-6
9/16/89	a	W	27-17
9/15/90	h	W	20-15
9/21/91	a	W	30-3
11/21/92	h	W	42-14
9/11/93	a	W	34-16
10/15/94	h	W	34-3
11/18/95	a	W	52-23
11/23/96	h	W	37-22
9/25/97	a	L	18-19
11/7/98	H	W	38-27
9/25/99	A	L	7-31
11/25/00	H	W	32-14
10/6/01	A	W	17-14
9/14/02	H	W	32-13
9/6/03	A	L	24-38
10/2/04	H	W	27-21 ^{OT}
10/22/05	A	L	19-27
10/14/06	H	L	23-25
11/17/07	A	L	18-38
11/15/08	H	W	21-17
10/3/09	A	L	24-30
11/13/10	H	W	38-3
9/10/11	A	L	27-34
11/10/12	H	W	37-6
10/5/13	A	L	13-28
11/15/14	H	W	42-13
10/24/15	A	W	35-17
10/1/16	H	W	33-16

WOLFPACK PLAYERS ON 2017 NFL ROSTERS

Player	Lettered @ NCSU	Current Team
David Amerson	2010-12	Oakland Raiders
Jacoby Brissett	2014-15	New England Patriots
Juston Burris	2012-15	New York Jets
Audie Cole	2008-11	Jacksonville Jaguars
Mike Glennon	2011-12	Chicago Bears
Steven Hauschka	2007	Buffalo Bills
Dontae Johnson	2010-13	San Francisco 49ers
Ted Larsen	2006-09	Miami Dolphins
T.Y. McGill	2011-14	Indianapolis Colts
Philip Rivers	2000-03	Los Angeles Chargers
Quinton Schooley	2013-15	Washington Redskins
J.R. Sweezy	2009-11	Tampa Bay Bucs
Joe Thuney	2012-15	New England Patriots
Russell Wilson	2008-10	Seattle Seahawks
Earl Wolff	2009-12	Washington Redskins
Willie Young	2006-09	Chicago Bears



Jack Tocho, Minnesota Vikings



Josh Jones, Green Bay Packers

2017 NFL NEWCOMERS

Player	Position	Current Team
Bra'Lon Cherry	WR	Tennessee Titans
Matt Dayes	RB	Cleveland Browns
Josh Jones	S	Green Bay Packers
Jack Tocho	CB	Minnesota Vikings

NC STATE'S FIRST ROUND PICKS

Year	No.	Player	Team
1962*	2	Roman Gabriel	Los Angeles Rams
	1	Roman Gabriel	Oakland Raiders
1968	6	Dennis Byrd	Boston Patriots
1974	22	Charley Young	Dallas Cowboys
1979	16	Ted Brown	Minnesota Vikings
1980	16	Jim Ritcher	Buffalo Bills
1982	20	Mike Quick	Philadelphia Eagles
1987	20	Haywood Jeffries	Houston Oilers
1990	10	Ray Agnew	New England Patriots
1994	18	Dewayne Washington	Minnesota Vikings
1999	6	Torry Holt	St. Louis Cardinals
2001	9	Koren Robinson	Seattle Seahawks
2004**	4	Philip Rivers	New York Giants
2006	1	Mario Williams	Houston Texans
2006	22	Manny Lawson	San Francisco 49ers
2006	26	John McCargo	Buffalo Bills

*Gabriel was drafted twice in 1962 because from 1960-66 there were two drafts – one by the established NFL and one by the new AFL; **Rivers was drafted by the New York Giants, but traded on draft day to the San Diego Chargers.



T.Y. McGill, Indianapolis Colts

NC STATE PLAYERS' PROFESSIONAL HONORS

Dewayne Washington (Minn.)	1994 NFL Rookie of the Year
Bill Cowher (Pittsburgh)	1992 NFL Coach of the Year
	1992 AFC Coach of the Year
Willie Burden (Calgary)	1975 CFL Player of the Year
Alex Webster (NY Giants)	1970 NFC Coach of the Year
Roman Gabriel (LA Rams)	1969 NFL Player of the Year

NC STATE ALL-PRO SELECTIONS


Mike Cofer (1)	San Francisco 49ers, 1989
Torry Holt (1)	St. Louis Rams, 2003
Haywood Jeffries (3)	Houston Oilers, 1990-92
Vaughan Johnson (5)	New Orleans Saints, 1988-92
Mike Quick (4)	Philadelphia Eagles, 1983, 85-87
Jim Ritcher (3)	Buffalo Bills, 1986, 88, 90
Mario Williams (2)	Buffalo Bills, 2013, 14
Adrian Wilson (3)	Arizona Cardinals, 2006, 08, 09

NC STATE PRO BOWL SELECTIONS

Darrell Dess (2)	New York Giants, 1962-63
Roman Gabriel (3)	Los Angeles Rams, 1967-69
Torry Holt (7)	St. Louis Rams, 2000-01-03-04-05-07-08
Vaughan Johnson (4)	New Orleans Saints, 1990-93
Haywood Jeffries (3)	Houston Oilers, 1992-94
Mike Quick (5)	Philadelphia Eagles, 1984-88
Jim Ritcher (1)	Buffalo Bills, 1992
Philip Rivers (5)	San Diego Chargers, 2006, 09, 10, 11, 13
Alex Webster (2)	New York Giants, 1958, 61
Mario Williams (4)	Houston Texans, 2008, 09; Buffalo Bills 13, 14
Adrian Wilson (5)	Arizona Cardinals, 2006, 08, 09, 10, 11
Russell Wilson (3)	Seattle Seahawks, 2012, 13, 15

NC STATE ALL-ROOKIE SELECTIONS

Perry Williams	New York Giants, 1984
Frank Bush	Houston Oilers, 1985
Reggie Singletary	Philadelphia Eagles, 1986
Ray Agnew	New England Patriots, 1990
Dewayne Washington	Minnesota Vikings, 1994
Torry Holt	St. Louis Rams, 1999
Mike Glennon	Tampa Bay Bucs, 2013



Audie Cole, Jacksonville Jaguars

ROBERT ABRAHAM (LB)
Houston Oilers, 1982-87

RAY AGNEW (DT)
New England Patriots, 1990-94
New York Giants, 1995-97
St. Louis Rams, 1998-00

DAVID AMERSON (CB)
Washington Redskins, 2013-15
Oakland Raiders, 2016

WILLIAM AUER (TE)
Denver Broncos, 1993

TONY BAKER (RB)
Denver Broncos, 2010

RICKY BELL (DB)
Pittsburgh Steelers, 1996
Jacksonville Jaguars, 1996
Chicago Bears, 1997-98
Calgary Stampeders, 2001

CONNIE MACK BERRY (B)
Detroit Lions, 1939
Green Bay Packers, 1940
Cleveland Rams, 1940
Chicago Bears, 1942-46
Chicago Rockets, 1947

SEAN BERTON (TE)
Minnesota Vikings, 2003-04
N.Y. Giants, 2005


BRANDAN BISHOP (S)
Minnesota Vikings, 2013
Atlanta Falcons, 2014

JARVIS BORUM (OT)
Arizona Cardinals, 2001-02
Miami Dolphins, 2003

JACOBY BRISSETT (QB)
New England Patriots, 2016

RALPH BRITT (TE)
Pittsburgh Steelers, 1987

MICHAEL BROOKS (DB)



Justin Burris, New York Jets

San Diego Chargers, 1989
Dallas Cowboys, 1990-92
Denver Broncos, 1993

ANDRE BROWN (RB)
N.Y. Giants, 2009
Denver Broncos, 2010
Indianapolis Colts, 2010
Carolina Panthers, 2010
Washington Redskins, 2010
N.Y. Giants, 2011-13

ROD BROWN (FB)
Arizona Cardinals, 1997-98

TED BROWN (RB)
Minnesota Vikings, 1979-86

DON BUCKEY (WR)
New York Jets, 1976

BRIAN BULLUCK (LB)
Indianapolis Colts, 1987

JUSTIN BURRIS (CB)



Matt Dayes, Cleveland Browns

New York Jets, 2016

JUSTIN BURROUGHS (C)
New Orleans Saints, 1999-00

FRANK BUSH (LB)
Houston Oilers, 1985-86

DENNIS BYRD (DT)
Boston Patriots, 1968

JESSE CAMPBELL (DB)
Philadelphia Eagles, 1991-92
New York Giants, 1993-96
Washington Redskins, 1997-98

DOM CARA (E)
Pittsburgh Steelers, 1937-38

RON CARPENTER (DE)
Cincinnati Bengals, 1970-76

DICK CHRISTY (LB)
Pittsburgh Steelers, 1958
Boston Patriots, 1960
New York Titans, 1961-63

BRIAN CLARK (WR)
Denver Broncos, 2006
Tampa Bay Bucs, 2007-09
Detroit Lions, 2010

MIKE COFER (PK)
New Orleans Saints, 1987
San Francisco 49ers, 1988-94
Indianapolis Colts, 1995

AUDIE COLE (LB)
Minnesota Vikings, 2012-16

CHRIS COLEMAN (WR)
Tennessee Titans, 2000-01

CHRIS COLMER (OT)
Tampa Buccaneers, 2005-06

ED "TY" COON (G)
Brooklyn Dodgers, 1940

MARTIN CORNELISON (C)
New York Jets, 1987

JERRICHO COTCHERY (WR)
New York Jets, 2004-10
Pittsburgh Steelers, 2011-13
Carolina Panthers, 2014-15

DAMIEN COVINGTON (LB)
Buffalo Bills, 1995-97

BILL COWHER (LB)
Cleveland Browns, 1980-82
Philadelphia Eagles, 1983-84

CHARLES DAVENPORT (WR)
Pittsburgh Steelers, 1992-94
Jacksonville Jaguars, 1995
San Francisco 49ers, 1996

A.J. DAVIS (CB)
Detroit Lions, 2007
Cleveland Browns, 2008
Houston Texans, 2009-10

LIN DAWSON (TD)
N. England Patriots, 1981-90

DARRELL DESS (G)
Pittsburgh Steelers, 1958
New York Giants, 1959-64
Washington Redskins, 1965-66
New York Giants, 1966-69

HAROLD DETERS (PK)
Dallas Cowboys, 1967

CHRIS DIETERICH (OT)
Detroit Lions, 1980-86

GARY DOWNS (RB)
New York Giants, 1994
Denver Broncos, 1995-96
Atlanta Falcons, 1997-00

RICK DRUSCHEL (OG)
Pittsburgh Steelers, 1974

DOVONTE EDWARDS (CB)
Minnesota Vikings, 2005-06
Detroit Lions, 2007

JOHNNY EVANS (QB/P)
Cleveland Browns, 1978-80
Montreal Concorde, 1982-83
Edmonton Eskimos, 1984



Joe Thuney, New England Patriots



Ted Larsen, now with Chicago Bears

ART FAIRCLOTH (B)
New York Giants, 1947-48

VENICE FARRAR (B)
Pittsburgh Steelers, 1938-39

LEVAR FISHER (LB)
Arizona Cardinals, 2002-04
New Orleans Saints, 2004

MARK FOWBLE (PK)
Houston Oilers, 1992

STAN FRITTS (RB)
Cincinnati Bengals, 1975-76

ROMAN GABRIEL (QB)
Los Angeles Rams, 1962-72
Philadelphia Eagles, 1973-77

CLAUDE GIBSON (DB)
San Diego Chargers, 1961-62
Oakland Raiders, 1963-65

PAUL GIBSON (B)
Buffalo Bills, 1947-49
Ottawa Roughriders, 1950
Hamilton Tigercats, 1951

MIKE GLENNON (QB)
Tampa Bay Bucs, 2013-16
Chicago Bears, 2017

EDDIE GOINES (WR)
Seattle Seahawks, 1995-96



Dontae Johnson, San Francisco 49ers

T.J. GRAHAM (WR)
Buffalo Bills, 2012-13
Tennessee Titans, 2014
N.Y. Jets, 2014
New Orleans Saints, 2015

BUBBA GREEN (DT)
Baltimore Colts, 1981

FRANK HARRIS (RB)
Chicago Bears, 1987

KENNY HARRIS (SS)
Arizona Cardinals, 1997
Philadelphia Eagles, 1999-00

LEROY HARRIS (OG)
Tennessee Titans, 2007-12
Detroit Lions, 2013

LLOYD HARRISON (DB)
Washington Redskins, 2000
San Diego Chargers, 2001
Washington Redskins, 2002

TODD HARRISON (TE)
Chicago Bears, 1992
Tampa Bay Buccaneers, 1993
Minnesota Vikings, 1993-94

STEVEN HAUSCHKA (PK)
Baltimore Ravens, 2008-09
Atlanta Falcons, 2009
Denver Broncos, 2010
Seattle Seahawks, 2011-16
Buffalo Bills, 2017

GEORGE HEGAMIN (OT)
Dallas Cowboys, 1994-97
Philadelphia Eagles, 1998
Tampa Bay Bucs, 1999-00

ANDY HENDEL (LB)
Jacksonville Bulls, 1984-85
Miami Dolphins, 1986
Buffalo Bills, 1987

DON HERRON (LB)
Pittsburgh Steelers, 1986

TOM HIGGINS (LB)
Calgary Stampeders, 1976-77
Buffalo Bills, 1979
Saskatchewan, 1980

ANTHONY HILL (TE)

Houston Texans, 2009-10
Indianapolis Colts, 2011

DEE DEE HOGGARD (DB)
Washington Federals, 1984
Cleveland Browns, 1985-88

TERRENCE HOLT (S)
Detroit Lions, 2003-06
Arizona Cardinals, 2007
Chicago Bears, 2008
New Orleans Saints, 2008

TORRY HOLT (WR)
St. Louis Rams, 1999-08
Jacksonville Jaguars, 2009
New England Patriots, 2010

ROLAND HOOKS (RB)
Buffalo Bills, 1976-82

BOBBY HOUSTON (LB)
Green Bay Packers, 1990
New York Jets, 1991-96
Kansas City Chiefs, 1997
Minnesota Vikings, 1998

OLIVER HOYTE (LB/FB)
Dallas Cowboys, 2006-07
Kansas City Chiefs, 2008

MARCUS HUDSON (S)
San Francisco 49ers, 2006-09
Carolina Panthers, 2010

JOHN HUZVAR (B)
Philadelphia Eagles, 1952
Baltimore Colts, 1953-54

RICKEY ISOM (FB)
Miami Dolphins, 1987

NATE IRVING (LB)
Denver Broncos, 2011-14
Indianapolis Colts, 2015

HAYWOOD JEFFIRES (WR)
Houston Oilers, 1987-95
New Orleans Saints, 1996

IZEL JENKINS (DB)
Philadelphia Eagles, 1988-92
Minnesota Vikings, 1993
New York Giants, 1993-94

DONTAE JOHNSON (CB)
San Francisco 49ers, 2014

VAUGHAN JOHNSON (LB)
Jacksonville Bulls, 1984-85
New Orleans Saints, 1986-94
Chicago Bears, 1995

MIKE JONES (DT)
Phoenix Cardinals, 1991-93
N. England Patriots, 1994-97
St. Louis Rams, 1998
Tennessee Titans, 1999-00

CARLOS KING (RB)
Pittsburgh Steelers, 1998
Denver Broncos, 2000

SCOTT KOOISTRA (OT)
Cincinnati Bengals, 2003-09
Baltimore Ravens, 2010
Minnesota Vikings, 2011

ERIK KRAMER (QB)
Atlanta Falcons, 1987
Calgary Stampeders, 1988-89
Detroit Lions, 1990-93
Chicago Bears, 1994-98
San Diego Chargers, 1999

MARKUS KUHN (DT)
N.Y. Giants, 2012-15

TED LARSEN (C)
New England Patriots, 2010
Tampa Bay Bucs, 2010-13
Arizona Cardinals, 2014-15

TOMMY LONDON (DB)
Cleveland Browns, 1978

ANDRE MADDOX (S)
N.Y. Jets, 2006

TERRELL MANNING (LB)
Green Bay Packers, 2012
San Diego Chargers, 2013
Chicago Bears, 2014
N.Y. Giants, 2014
Miami Dolphins, 2015

LOU MARK (LB/C)
Brooklyn Dodgers, 1938-40
Boston Redskins, 1945

TERRANCE MARTIN (DT)
Houston Texans, 2003
Cincinnati Bengals, 2004


JOHN MCCARGO (DT)
Buffalo Bills, 2006-10
Tampa Bay Buccaneers, 2011

T.Y. MCGILL (DT)
Indianapolis Colts, 2015-16

JOE MCINTOSH (RB)
Atlanta Falcons, 1987

ART MCMAHON (DB)
Boston Patriots, 1968-72
New England Patriots, 1972

DAN MEDLIN (OL)
Oakland Raiders, 1974-77



David Amerson, Oakland Raiders

Chicago Bears, 2016

REGGIE LAWRENCE (WR)
Philadelphia Eagles, 1993-94

TYLER LAWRENCE (LB)
New York Giants, 1995

MANNY LAWSON (LB)
San Francisco 49ers, 2006-10
Cincinnati Bengals, 2011
Buffalo Bills, 2012-15

BILL LEACH (OL)
New Orleans Saints, 1987

SEAN LOCKLEAR (OL)
Seattle Seahawks, 2004-10
Washington Redskins, 2011
N.Y. Giants, 2012

RICKY LOGO (NG)
Detroit Lions, 1992

Tampa Bay Bucs, 1977-78
Buffalo Bills, 1979

DAVID MERRITT (LB)
Phoenix Cardinals, 1993-96

JOE MILINICHIK (OL)
Detroit Lions, 1986-89
Los Angeles Rams, 1990-92
San Diego Chargers, 1993-95

DAJUAN MORGAN (S)
Kansas City Chiefs, 2008-09

NEAL MUSSER (LB)
Atlanta Falcons, 1981-83

DENNIS OWENS (DT)
N. England Patriots, 1982-86

LESLIE PALMER (B)
Philadelphia Eagles, 1948



TOBAIS PALMER (WR)
Jacksonville Jaguars, 2013
Buffalo Bills, 2014

DANNY PEEBLES (WR)
Tampa Bay Bucs, 1989-90
Cleveland Browns, 1991

JASON PERRY (FS)
San Diego Chargers, 1999-01
Minnesota Vikings, 2002-03
New England Patriots, 2004

RAYMOND PHILLIPS (DT)
Atlanta Falcons, 1986
Philadelphia Eagles, 1987

DEMARIO PRESSLEY (DT)
New Orleans Saints, 2008-10
Carolina Panthers, 2011

MIKE QUICK (WR)
Philadelphia Eagles, 1982-90

IAN RAFFERTY (G)
NY Jets, 1999-00
Detroit Lions, 2001
Tennessee Titans, 2002-03

CARL REEVES (DE)
Chicago Bears, 1995-98

LAMONT REID (CB)
Arizona Cardinals, 2006
Denver Broncos, 2007

MIKE REID (DB)
Philadelphia Eagles, 1993-95

JIM RITCHER (C)
Buffalo Bills, 1980-93
Atlanta Falcons, 1994-96

PHILIP RIVERS (QB)
San Diego Chargers, 2004-16

KOREN ROBINSON (WR)
Seattle Seahawks, 2001-04
Minnesota Vikings, 2005
Green Bay Packers, 2006-07
Seattle Seahawks, 2008

SEBASTIAN SAVAGE (DB)
Buffalo Bills, 1993
Denver Broncos, 1994

Wash. Redskins, 1994-96

JOE SCARPATI (DB)
Philadelphia Eagles, 1964-69
New Orleans Saints, 1970
Philadelphia Eagles, 1971

TONY SCOTT (DB)
N.Y. Jets, 2000-02
Seattle Seahawks, 2003

REGGIE SINGLETARY (DE)
Philadelphia Eagles, 1986-91
Green Bay Packers, 1991-93

COREY SMITH (DE)
Tampa Bay Bucs, 2002-03
San Francisco 49ers, 2004-05
Detroit Lions, 2006-08

DEVON SMITH (TE)
N. England Patriots, 1999-00

OWEN SPENCER (WR)
Cleveland Browns, 2011

RAHSHON SPIKES (RB)
Cleveland Browns, 2000

BILL STANTON (B)
Buffalo Bills, 1949
Ottawa Roughriders, 1950-52

JACK STANTON (B)
Pittsburgh Steelers, 1961

TREMAYNE STEPHENS (RB)
San Diego Chargers 1998-00

WILLIAM STRONG (CB)
New Orleans Saints, 1995-96

J.R. SWEETZ (OG)
Seattle Seahawks, 2012-15
Tampa Bay Bucs, 2016

JESSE TATUM (E)
Pittsburgh Steelers, 1938

DERRICK TAYLOR (DB)
New Orleans Saints, 1987
Calgary Stampeders, 1988

PAT TEAGUE (LB)
Tampa Bay Buccaneers, 1987

MARK THOMAS (DE)
San Francisco 49ers, 1992-94



Jacoby Brissett, New England Patriots

Carolina Panthers, 1995-96
Chicago Bears, 1997-98
Indianapolis Colts, 1999-01

MARK THOMAS (TE)
NY Giants, 1999-00
Kansas City Chiefs, 2001

PATRICK THOMAS (LB)
Jacksonville Jaguars, 2006
Kansas City Chiefs, 2007-08

JOE THUNEY (OG)
New England Patriots, 2016

STEPHEN TULLOCH (LB)
Tennessee Titans, 2006-10
Detroit Lions, 2011-16
Philadelphia Eagles, 2016

TANK TYLER (DT)
Kansas City Chiefs, 2007-09
Carolina Panthers, 2009
Chicago Bears, 2010-11

JAKE VERMIGLIO (OG)
Buffalo Bills, 2011

FERNANDUS VINSON (DB)
Cincinnati Bengals, 1991-95

DEWAYNE WASHINGTON (DB)
Minnesota Vikings, 1994-97
Pittsburgh Steelers, 1998-03
Jacksonville Jaguars, 2004
Kansas City Chiefs, 2005

ALEX WEBSTER (B)
New York Giants, 1955-64

CLAYTON WHITE (LB)
New York Giants, 2001
Tampa Bay Bucs, 2002

ALVIS WHITTED (WR)
Jacksonville Jaguars, 1998-01
Atlanta Falcons, 2002
Oakland Raiders, 2003-06

BERT WILDER (DT)
New York Jets, 1964-67

BRIAN WILLIAMS (DB)
Minnesota Vikings, 2002-05

Jacksonville Jaguars, 2006-08
Atlanta Falcons, 2009-10
N.Y. Giants, 2010

ERIC WILLIAMS (DB)
Pittsburgh Steelers, 1983-86
Detroit Lions, 1987

GEORGE WILLIAMS (DT)
New York Giants, 1998-00

MARIO WILLIAMS (DE)
Houston Texans, 2006-11
Buffalo Bills, 2012-15
Miami Dolphins, 2016

PERRY WILLIAMS (DB)
New York Giants, 1983-94

TJ WILLIAMS (TE)
Tampa Bay Bucs, 2006

ADRIAN WILSON (DB)
Arizona Cardinals, 2012-12
New England Patriots, 2013

C.J. WILSON (CB)
Chicago Bears, 2013
Tampa Bay Buccaneers, 2014

DON WILSON (DB)
Buffalo Bills, 1984-85
Edmonton Eskimos, 1987-89
Toronto Argonauts, 1990-94

RUSSELL WILSON (QB)
Seattle Seahawks, 2012-16

EARL WOLFF (S)
Philadelphia Eagles, 2013-14

NASRALLAH WORTHEN (WR)
Kansas City Chiefs, 1989-90
Atlanta Falcons, 1991

WILLIE YOUNG (DE)
Detroit Lions, 2010-13
Chicago Bears, 2014-16

CHARLEY YOUNG (RB)
Dallas Cowboys, 1974-76
Ottawa Roughriders, 1978
Atlanta Falcons, 1979



Philip Rivers, Los Angeles Chargers

THE WOLFPACK IN THE NFL DRAFT BY SEASON

2017

Josh Jones, S	Packers, 2
Jack Tocho, CB	Vikings, 7
Matt Dayes, RB	Browns, 7

2016

Jacoby Brissett, QB	Patriots, 3
Joe Thuney, OL	Patriots, 3
Juston Burris, CB	Jets, 4

2014

Dontae Johnson, CB	San Fran., 4
--------------------	--------------

2013

David Amerson, CB	Washington, 2
Mike Glennon, QB	Tampa Bay, 3
Earl Wolff, S	Philadelphia, 5

2012

T.J. Graham, WR	Buffalo, 3
Terrell Manning, LB	Green Bay, 5
Audie Cole, LB	Minnesota, 7
Markus Kuhn, DT	N.Y. Giants, 7
J.R. Sweezy, OG	Seattle, 72011
Nate Irving, LB	Denver, 3

2010

Ted Larsen, C	New England, 6
Willie Young, DE	Detroit, 7

2009

Andre Brown, RB	NY Giants, 4
Anthony Hill, TE	Houston, 4

2008

DaJuan Morgan, S	Kansas City, 3
DeMario Pressley, DT	N. Orleans, 5

2007

Tank Tyler, DT	Kansas City, 3
A.J. Davis, CB	Detroit, 4
Leroy Harris, C	Tennessee, 4

2006

Mario Williams, DE	Houston, 1
--------------------	------------



Steven Hauschka, now with the Buffalo Bills

Manny Lawson, LB	San Francisco, 1
------------------	------------------

John McCargo, DT	Buffalo, 1
------------------	------------

Stephen Tulloch, LB	Tennessee, 4
---------------------	--------------

Marcus Hudson, S	San Francisco, 6
------------------	------------------

T.J. Williams, TE	Tampa Bay, 6
-------------------	--------------

2005

Chris Colmer, OT	Tampa Bay, 3
------------------	--------------

Andre Maddox, S	NY Jets, 5
-----------------	------------

Pat Thomas, LB	Jacksonville, 6
----------------	-----------------

2004

Philip Rivers, QB	NY Giants, 1
-------------------	--------------

Sean Locklear, OG	Seattle, 3
-------------------	------------

Jerricho Cotchery, WR	NY Jets, 4
-----------------------	------------

2003

Terrence Holt, S	Detroit, 5
------------------	------------

Scott Kooistra, OT	Cincinnati, 7
--------------------	---------------

2002

Levar Fisher, LB	Arizona, 2
------------------	------------

Brian Williams, DB	Minnesota, 4
--------------------	--------------

2001

Koren Robinson, WR	Seattle, 1
--------------------	------------

Adrian Wilson, DB	Arizona, 3
-------------------	------------

2000

Lloyd Harrison, DB	Washington, 3
--------------------	---------------

Tony Scott, DB	NY Jets, 6
----------------	------------

1999

Torry Holt, WR	St. Louis, 1
----------------	--------------

Jason Perry, DB	San Diego, 4
-----------------	--------------

1998

Carlos King, FB	Pittsburgh, 4
-----------------	---------------

Alvis Whitted, WR	Jacksonville, 7
-------------------	-----------------

1997

Rod Brown, RB	Arizona, 6
---------------	------------

1995

Dam. Covington, LB	Buffalo, 3
--------------------	------------

William Strong, DB	N. Orleans, 5
--------------------	---------------

Carl Reeves, DE	Chicago, 6
-----------------	------------

Eddie Goines, WR	Seattle, 6
------------------	------------

1994

Dewayne Washington, DB	Minn., 1
------------------------	----------

Gary Downs, RB	N.Y. Giants, 3
----------------	----------------

George Hegamin, OT	Dallas, 3
--------------------	-----------

1993

Mike Reid, DB	Philadelphia, 3
---------------	-----------------

Sebastian Savage, DB	Buffalo, 5
----------------------	------------

David Merritt, LB	Miami, 7
-------------------	----------

1992

Mark Thomas, DE	S. Francisco, 4
-----------------	-----------------

Charles Davenport, WR	Pitts., 4
-----------------------	-----------

Todd Harrison, TE	Chicago, 5
-------------------	------------

Scott Adell, LB	New Orleans, 12
-----------------	-----------------

1991

Jesse Campbell, DB	Philadelphia, 2
--------------------	-----------------

Mike Jones, DT	Arizona, 2
----------------	------------

Joe Johnson, DB	Chicago, 4
-----------------	------------

Fernandus Vinson, DB	Cincinnati, 7
----------------------	---------------

Elijah Austin, NT	Cleveland, 12
-------------------	---------------

1986

Joe Milinichik, T	Detroit, 3
-------------------	------------

Raymond Phillips, DB	Denver, 7
----------------------	-----------

Reggie Singletary, DE	Phila., 12
-----------------------	------------

Rickey Isom, RB	Miami, 12
-----------------	-----------

1985

Frank Bush, LB	Houston, 5
----------------	------------

Joe McIntosh, RB	Detroit, 5
------------------	------------

1983

Eric Williams, DB	Pittsburgh, 6
-------------------	---------------

Perry Williams, DB	N.Y. Giants, 7
--------------------	----------------

1982

Mike Quick, WR	Philadelphia, 1
----------------	-----------------

Robert Abraham, LB	Houston, 3
--------------------	------------

Dwight Sullivan, RB	Dallas, 8
---------------------	-----------

Todd Eckerson, T	Dallas, 10
------------------	------------

1981

Bubba Green, DT	Baltimore, 6
-----------------	--------------

Lin Dawson, TE	N. England, 8
----------------	---------------

1980

Jim Ritcher, C	Buffalo, 1
----------------	------------

Chris Dietrich, T	Detroit, 6
-------------------	------------

Woodrow Wilson, DB	Pitt., 10
--------------------	-----------

Lee Jukes, WR	Phil. 11
---------------	----------

Chuck Stone, G	Miami, 12
----------------	-----------

1979

Ted Brown, RB	Minnesota, 1
---------------	--------------

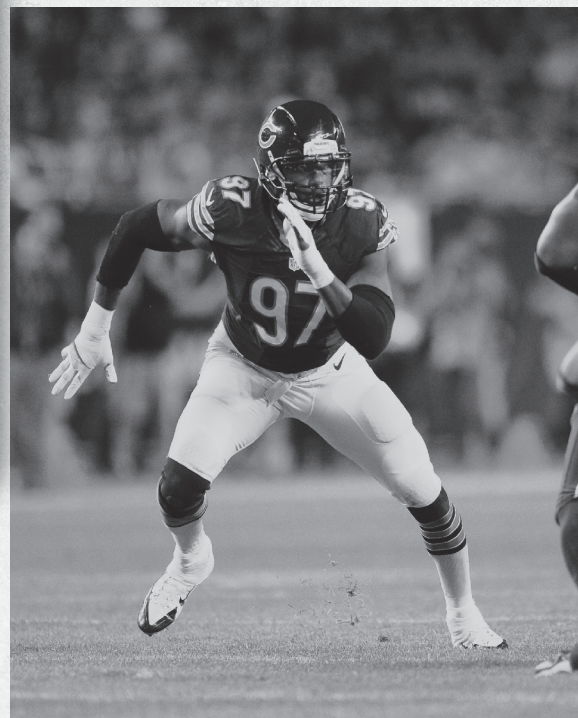
Tim Gillespie, G	N.Y. Giants, 12
------------------	-----------------

1978

Johnny Evans, QB/P	Cleveland, 2
--------------------	--------------

Elijah Marshall, WR	Tampa Bay, 6
---------------------	--------------

Richard Carter, DB	N. Orleans, 9
--------------------	---------------



Willie Young, Chicago Bears



J.R. Sweezy, now with Tampa Bay Buccaneers

1976

Dave Buckey, QB N.Y. Jets, 12
Don Buckey, WR N.Y. Jets, 12

1975

Stan Fritts, RB Cincinnati, 4
Roland Hooks, RB Buffalo, 10
Frank Haywood, DT Cincinnati, 14

1974

Charley Young, RB Dallas, 1
Rick Druschel, G Pittsburgh, 6
Willie Burden, RB Detroit, 6
Allen Sitterle, T Pittsburgh, 7

1972

Dan Medlin, DT Oakland, 6

1971

Ed Nichols, T Chicago, 13

1970

Ron Carpenter, DT Cincinnati, 2

1969

Gerald Warren, PK St. Louis, 10
Bobby Hall, RB Buffalo, 11
Henry Hipps, LB Los Angeles, 16

1968

Dennis Byrd, DT Boston, 1
Fred Combs, DB San Diego, 13
Art McMahon, DB Boston, 15

1967

Bill Gentry, LB Atlanta, 12



Russell Wilson, Seattle Seahawks

NC STATE SUPER BOWL PARTICIPANTS

X	Charley Young	Dallas Cowboys, 1976
XI	Dan Medlin	Oakland Raiders, 1977
XX	Lin Dawson	New England Patriots, 1986
	Dennis Owens	New England Patriots, 1986
XXI	Perry Williams	New York Giants, 1987
XXIII	Mike Cofer	San Francisco 49ers, 1989
XXIV	Mike Cofer	San Francisco 49ers, 1990
XXV	Perry Williams	New York Giants, 1991
	Jim Ritcher	Buffalo Bills, 1991
XXVI	Jim Ritcher	Buffalo Bills, 1992
XXVII	Jim Ritcher	Buffalo Bills, 1993
XXVIII	Jim Ritcher	Buffalo Bills, 1994
XXIX	Mark Thomas	San Francisco 49ers, 1995
	Joe Milinichik	San Diego Chargers, 1995
XXX	George Hegamin	Dallas Cowboys, 1996
	Bill Cowher (coach)	Pittsburgh Steelers, 1996
XXXI	Mike Jones	New England Patriots, 1997
XXXIII	Gary Downs	Atlanta Falcons, 1999
XXXIV	Ray Agnew	St. Louis Rams, 2000
	Torry Holt	St. Louis Rams, 2000
	Mike Jones	Tennessee Titans, 2000
XXXV	George Williams	New York Giants, 2001
XXXVI	Torry Holt	St. Louis Rams, 2002
XXXVII	Corey Smith	Tampa Bay Buccaneers, 2003
	Alvis Whitted	Oakland Raiders, 2003
XL	Bill Cowher (coach)	Pittsburgh Steelers, 2006
	Sean Locklear	Seattle Seahawks, 2006
XLIII	Adrian Wilson	Arizona Cardinals, 2009
XLIV	DeMario Pressley	New Orleans Saints, 2010
XLVI	Andre Brown	N.Y. Giants, 2012
XLVIII	Steven Hauschka	Seattle Seahawks, 2014
	Nate Irving	Denver Broncos, 2014
	J.R. Sweezy	Seattle Seahawks, 2014
	Russell Wilson	Seattle Seahawks, 2014
XLIX	Steven Hauschka	Seattle Seahawks, 2015
	J.R. Sweezy	Seattle Seahawks, 2015
	Russell Wilson	Seattle Seahawks, 2015
50	Jerricho Cotchery	Carolina Panthers, 2016
LI	Jacoby Brissett	New England Patriots, 2017
	Joe Thuney	New England Patriots, 2017

1960 - AFL

John Lawrence, G Boston, 2
Don Stallings, T N.Y. Titans, 1
Jim Nemeth, C N.Y. Titans, 2

1959

Bob Pepe, E N.Y. Giants, 10
Frank Palandrini, T Cleveland, 12
Paul Balonick, C Baltimore, 20

1958

Dick Christy, B Green Bay, 3
Darrell Dess, T Washington, 11
Ken Trowbridge, B Pittsburgh, 23

1957

John Szuchan, T Pittsburgh, 20

1956

Eddie West, QB Cleveland, 17

1954

Hugh Pierce, C Cleveland, 20

1953

Alex Webster, B Washington, 11

1952

Elmer Costa, G Cleveland, 4
Tom Tofaute, C Chic. Cards, 14
Jim O'Rourke, B Washington, 22

1950

Jim Byler, G Chic. Bears, 22

1948

Bill Stanton, E Phila., 25

1947

Howard Turner, B Chic. Bears, 5
Paul Gibson, E Pittsburgh, 8
George Blomquist, E Philadel, 20

1944

Mike Andrews, E Boston Yanks, 5
Art Faircloth, B Boston Yanks, 17
Lloyd Ott, C Chicago Cards, 30

1943

Pete Boltrek, T Pittsburgh, 11
W.J. Gibson, E Brooklyn, 23

1940

Ed "Ty" Coon, T Brooklyn, 7
Mike Sullivan, E Pittsburgh, 17

1938

Lou Mark, C Brooklyn, 10

1937

Dom Cara, E Boston, 10



Earl Wolff, now with Washington Redskins

QB



IN 2017, NC STATE LOOKS TO HAVE MORE FORMER PLAYERS STARTING AT QUARTERBACK FOR NFL TEAMS THAN ANY OTHER SCHOOL. ONLY THREE OTHER SCHOOLS HAVE MORE THAN ONE ALUM STARTING AT QB AMONG THE 32 NFL SQUADS.

THIS OFFSEASON, MIKE GLENNON (2009-12) SIGNED TO BECOME THE STARTER FOR THE CHICAGO BEARS. HE FOLLOWS IN THE FOOTSTEPS OF THE LOS ANGELES CHARGERS' PHILIP RIVERS (2000-03) AND SEATTLE'S RUSSELL WILSON (2008-10) AS FORMER NC STATE QBs NOW ENTRENCHED AS STARTERS IN THE NFL.

IN ADDITION TO THOSE THREE, JACOBY BRISSETT WENT ON TO WIN A SUPER BOWL RING WITH THE NEW ENGLAND PATRIOTS. HE STARTED A PAIR OF GAMES EARLY IN THE SEASON FOR THE WORLD CHAMPIONS.

OVER THE LAST THREE SUMMERS THOSE FOUR HAVE SIGNED NFL CONTRACTS TOTALING \$219.26 MILLION, AND THEY WILL COMBINE TO MAKE AN ESTIMATED \$58.6 MILLION IN 2017.

NC STATE



NC STATE: THINK AND DO

NC State was founded with a purpose: to create economic, societal and intellectual prosperity for the people of North Carolina and the country. We began as a land-grant institution teaching the agricultural and mechanical arts. Today, we're a pre-eminent research enterprise that excels in science, technology, engineering, math, design, the humanities and social sciences, textiles and veterinary medicine.

NC State students, faculty and staff take problems in hand and work with industry, government and nonprofit partners to solve them. Our 34,000-plus high-performing students apply what they learn in the real world by conducting research, working in internships and co-ops, and performing acts of world-changing service. That experiential education ensures they leave here ready to lead the workforce,

CREATING PROSPERITY

Each year, NC State adds \$6.5 billion to the statewide economy, equivalent to creating more than 90,000 new jobs. That represents significant return on investment for the citizens of North Carolina in the form of research advances, innovative technologies, successful companies, skilled graduates and new jobs waiting for them.

Our 9,000 faculty and staff are world leaders in their fields, bridging the divides between academic disciplines and training high-caliber students to meet tomorrow's challenges. Together, they forge powerful partnerships with government, industry, nonprofits and academia to remake our world for the better.

NC State is leading efforts to curb nuclear proliferation, develop a smart electric grid, create self-powered health monitors, help farmers confront climate change and build a new American manufacturing sector. Our award-winning Centennial Campus is home to more than 70 public and private partners — as well as the innovative Hunt Library, which Time magazine has dubbed "the library of the future."



HUNT LIBRARY

The bold design of the Hunt Library is a visual statement of its bold purpose: to be a place not of the past but of the future, a place where our students, faculty, and partners can gather to research, learn, experiment, collaborate, and strengthen NC State's long tradition of leading transformative change.

The Hunt Library and the adjacent parking deck, campus infrastructure, and stream restoration were constructed with \$115.2 million in state appropriations, plus donor support. The state-funded cost for the building itself was \$93.75 million.

The robot-driven bookBot automated book delivery system holds up to 2 million volumes in 1/9 the space of conventional shelving, enabling the library to provide more space for learning and collaboration. The bookBot is 50 feet wide by 160 feet long by 50 feet tall and is excavated 20 feet below the first floor.





IN RALEIGH AND AROUND THE WORLD

It all happens in one of the best cities in America. A top spot for job-seekers and tech professionals, Raleigh is nationally recognized as a leading urban center:

No. 2 easiest city to find a job (Forbes, 2015)
No. 3 best city for young professionals (Forbes, 2016)
Best big city in the Southeast (Time, 2016)

No. 2 hot spot for tech jobs (Forbes, 2016)
No. 4 best place to live (U.S. News & World Report, 2016)
Selected as a Google Fiber expansion city

With Durham and Chapel Hill, Raleigh anchors the Research Triangle, a national hotspot for high-tech enterprise. The top companies in the region — including IBM, Cisco Systems, SAS Institute, Biogen Idec and GlaxoSmithKline — are among the country's best employers. They also lead the way in hiring new NC State graduates.

More than 125 years after its creation, NC State continues to make its founding purpose a reality. Every day, our career-ready graduates and world-leading faculty make the fruits of learning and discovery available to people across the state, throughout the nation and around the world.



CENTENNIAL CAMPUS

NC State's Centennial Campus is the premier university research campus in the country, where industry and government partners work alongside faculty, staff, post-docs and students in state-of-the-art research and development facilities.

Here is just a sampling of the resources available to partners on Centennial:

The fourth largest engineering undergraduate program in the U.S.

One of the top advanced analytics educational programs in the U.S.

The third-highest ranked veterinary college in the U.S.





Dr. Randy Woodson was appointed the 14th chancellor of North Carolina State University on April 1, 2010. He brought to NC State more than 25 years of experience as an internationally renowned plant scientist and academic leader.

Under his leadership, NC State has built upon its reputation as a pre-eminent research institution. It is a time

marked by many transformative changes — the opening of the James B. Hunt Jr. Library on Centennial Campus, the launch of the College of Sciences and the completion of the Lonnie Poole Golf Course. Woodson also guided the university in securing leadership roles in groundbreaking research projects, such as the Next Generation Power Electronics National Manufacturing Innovation Institute, the Consortium for Nonproliferation Enabling Capabilities and the Laboratory for Analytic Sciences. During his time at NC State, the university's two National Science Foundation Engineering Research Centers — FREEDM and ASSIST — have gone from strength to strength.

Even in the face of unprecedented financial challenges, these advances were made possible thanks to Woodson's strategic plan and the accompanying Strategic Resource Management initiative, which aligned the university for greater effectiveness, efficiency and — most importantly — student success.

At NC State, Woodson has solidified the spirit of the land-grant university and its hallmarks of commitment and service by spearheading efforts to increase college access. As the landscape of funding for public universities continues to change, NC State consistently ranks in the top five best values among public universities in the U.S., according to U.S. News and World Report and Princeton Review.

During his tenure, Woodson has overseen two of the largest private gifts in university history. Additionally, the university's endowment nearly doubled and currently stands at \$984 million.

Woodson arrived at NC State from Purdue University, where he served as executive vice president for academic affairs and provost. He also served as the Glenn W. Sample Dean of Agriculture,


associate dean of agriculture and director of the Office of Agricultural Research Programs at Purdue.

Woodson grew up in Fordyce, Ark., and attended the University of Arkansas, receiving a B.S. in horticulture. He received his M.S. and Ph.D. in plant physiology from Cornell University. He joined the Louisiana State University faculty in 1983, moving to Purdue University as an assistant professor of horticulture in 1985. Prior to his administrative appointments, Woodson also served as head of the Department of Horticulture and Landscape Architecture at Purdue and was a visiting scholar at the École Nationale Supérieure Agronomique de Toulouse in France.

Over his decades-long career in higher education, Woodson has contributed a substantial body of knowledge to the field of plant science, which has been published in more than 100 journal articles and book chapters. His research has covered topics such as plant genetics, molecular biology, biotechnology and sustainable bioproducts development, spanning the gap between the detailed science of plant physiology and the practical application of this knowledge in the field of horticulture. His research has been featured in stories published in BusinessWeek, The Futurist and Discover.

Woodson has received a number of professional honors during his career, including the Purdue University Agriculture Research Award, the American Society for Horticultural Science Outstanding Researcher Career Award and the Sagamore of the Wabash Award, the highest award presented by the governor of Indiana for service. He is a fellow of the American Society for Horticultural Science.

He and his wife, Susan, an accomplished artist, have three adult children: Samantha, a librarian at Central Carolina Community College; Patrick, an agricultural engineer at RTI International; and Chloe, a care provider and educator in the TEACCH Autism Program at the University of North Carolina at Chapel Hill. The Woodsons have one granddaughter.





DIRECTOR OF ATHLETICS



When Deborah A. Yow was hired to be NC State's director of athletics on June 25, 2010, her goal was to make the department she inherited one of the best in the nation.

In seven years, she has taken many steps to accomplish that goal by recalibrating competitive and academic expectations. Working closely with her senior staff, she has ensured that financial resources for teams have improved dramatically and that coaches are encouraged to recruit the best prospects available – in both character and competitive achievement.

The Wolfpack's program of 23 varsity sports has made remarkable improvement in its national standing in the NACDA Director's Cup, a measure of competitive accomplishments for all NCAA varsity sports. From 2010-12, the school made the biggest single jump of any ACC school in the 20-year history of the rankings, improving from No. 89 to No. 37.

Over the past five years, NC State programs have registered five of the 10 highest Directors' Cup finishes in program history, including the highest ever in 2015 (No. 27) and tied for the second-highest in 2016 (No. 32), showing a remarkable consistency.

After inheriting a program that had just one team finish ranked in the Top 25 in their respective sport the year prior to her arrival, a combined 28 teams have finished ranked in the last three years, including nine in 2016-17. Four NC State teams finished in the Top 10 in their respective sports, while three teams were crowned conference champions in 2016-17.

In the classroom, NC State student-athletes continue to progress in a similar trajectory. Over the last three years NC State athletes have produced the four highest Graduation Success Rates in program history, as well as the four highest Federal Graduation Rates.

The Wolfpack clearly has embraced Yow's comprehensive and energized vision for the future of the department, which has rallied under its trademark motto: "Wolfpack Unlimited: Refuse To Accept the Status Quo."

Yow's expectations are clear and concise:

- Every sport with a full complement of scholarships should be among the nation's top 25, working towards the top 10 and competing for conference and national championships.
- Every student-athlete should be provided the opportunity and resources to be as successful in the classroom as on the field of competition.
- Every alumnus and supporter should be treated as a valued customer, with dedicated service from athletics department personnel.

In her first seven years on the job, Yow has made significant changes to the structure, branding and outcomes of the athletics department.

She has hired 15 new head coaches. The department has established Wolfpack Sports Properties in a new working agreement for multi-media rights with Learfield Communications; a department-wide apparel agreement with Adidas; and a new Five-Year Strategic Plan. She also led in the creation of the comprehensive NC State Athletic Hall of Fame, which inducted 10 members in its inaugural class in 2012 and added another 10 members each in 2013 and '14.

The 2016 Hall of Fame Class was inducted at newly renovated Reynolds Coliseum, a \$35 million joint project with the university to create an incredible home environment for teams competing in the facility, while honoring the Wolfpack's athletic legacy with the NC State Athletics Walk of Fame & History.

Facilities have been at the forefront of her tenure, as in 2015 NC State opened

the \$14 million Close-King Indoor Practice Facility.

Yow knows the importance of her position, leading the gateway department of the largest university in North Carolina. The ACC's first female athletics director also knows NC State's reputation as a pioneering program that first established basketball as a dominant sport in the South, was the first to integrate varsity athletics in the Atlantic Coast Conference and was the first public school in the state to dedicate full resources to women's athletics.

Hardly unfamiliar to Wolfpack fans, the native of Gibsonville, N.C., has been deeply connected to NC State since her youth, when her parents Hilton and Lib Yow introduced their three daughters and one son to college athletics.

Later, she watched her older sister, Kay, become the first full-time women's coach in the state of North Carolina, when she was hired by then-athletics director Willis Casey to coach NC State's first three women's sports: basketball, volleyball and softball.

Debbie Yow served as a high school coach at Burlington's Williams High School and Gibsonville's Eastern Guilford High before becoming the women's basketball coach at the University of Kentucky. She also served as the head coach at Oral Roberts University and the University of Florida, before switching career paths to become an administrator, at both Florida and UNC Greensboro. In 1990, she was named the athletics director at Saint Louis, where she hired Charlie Spoonhour as men's basketball coach. In his first season, Spoonhour was named ESPN National Coach of the Year.

She moved to the University of Maryland in 1994 and in 2000 selected Ralph Friedgen as football coach. Friedgen was named consensus National Coach of the Year in 2001 after leading the Terps to the ACC championship and an appearance in the Orange Bowl. In 2002, she brought in Brenda Frese, the 2002 Big Ten and AP National Coach of the Year, to guide the Terrapin women's basketball program. In 2006, Frese led Maryland to the NCAA championship.

Under her leadership, Maryland's 27 varsity programs won a remarkable 20 national championships and consistently graduated student-athletes, including an all-time high federal graduation rate of 80 percent. In 2009, the NCAA News named Maryland as one of the Top 10 athletics programs in the nation.

At NC State, Yow oversees a department that includes approximately 185 full-time staff and 550 student-athletes.

Yow has served as president of the National Association of Collegiate Directors of Athletics and the national Division I-A Athletic Directors Association. She is a member of the National Football Foundation board of directors, and has served on the NCAA Division I Men's Basketball Academic Enhancement Committee, as well as having represented the ACC on the NCAA Management Council.

Both Street and Smith's Sports Business Journal and the Chronicle of Higher Education have cited Yow as being one of the 20 most influential people in college athletics. She was selected to serve on the President's U.S. Department of Education Commission on Opportunities in Athletics to review the status of Federal Title IX regulations. She earlier served as the chair of the Atlantic Coast Conference Committee on Television, which is charged with overseeing the league's TV contracts and other related broadcast issues.

Like her older sister, Yow has been inducted into the North Carolina Sports Hall of Fame.

Yow has written numerous articles and books on athletics management and human behavior. She holds a bachelor's degree from Elon University and a master's degree from Liberty University. She also has been awarded honorary doctorates for professional achievement from Elon, Liberty and the United States Sports Academy. She is married to Dr. William W. Bowden.

CARTER-FINLEY STADIUM



One of the landmarks of North Carolina's capital city, Carter-Finley Stadium has gained a national reputation as being one of the toughest places to play. The home of the Wolfpack, which celebrated its 50th birthday in 2016, boasts 57,600 permanent seats and is surrounded by acres convenient parking.

Named for Wolfpack alumnus Wayne T. Day in 2002, the playing surface at Carter-Finley Stadium was reconstructed in 2009. It is built to USGA specifications for a golf green.

The south end zone is the home of the 103,254 square-foot Murphy Center, which is unequalled in its design for the training and preparation of athletes.

The Wolfpack squad practices just a stone's throw away at the Dail Practice Complex and the newly completed Close-King Indoor Practice Facility. The Dail complex covers seven acres and boasts three full fields, a training room, restrooms and a video/coaching tower. The indoor facility boasts a full, 120-yard football field and roof height sufficient for kicking game, with suspended goal posts, additional training and conditioning space beyond both end zones

The A.E. Finley Fieldhouse in the north end zone houses two spacious, state-of-the-art locker rooms that can be divided into smaller locker rooms when NC State plays host to high school championship games. There are also halftime locker room areas for the cheerleaders, the dance team, game referees and coaches.



CARTER-FINLEY FIRSTS

FIRST GAME

Dedicated on Oct. 8, 1966, in a 22-31 loss to South Carolina. Attendance that day was 35,200.

FIRST NC STATE TOUCHDOWN

A 32-yard interception return by Billy Morrow vs. South Carolina, Oct. 8, 1966

First NC State Victory

49-21 over Virginia, Oct. 29, 1966

WAYNE T. DAY FAMILY FIELD

The playing surface at Wayne T. Day Family Field is built to USGA specifications for a golf green. The USGA specification has an elaborate drainage system and a 10" rootzone mix that is 90% sand and 10% peat. The field has Tiftway 419 hybrid bermudagrass from Sandhills turf farm in North Carolina. The irrigation system consists of 6 "big gun" sprinklers that spray over 200 gallons per minute. The water source is well water that is contained in tanks.



CARTER-FINLEY BY THE NUMBERS

3.7	Cost (in millions) to build Carter-Finley Stadium (1966)
7	Acreage of Dail Practice Facility
14	Cost (in millions) to build the Close-King Indoor Facility (2015)
51	Luxury Suites in Vaughn Towers
64	Roof height in feet of Close-King Indoor Facility
308	Number of games played in CFS from 1966-2015
500	Tons of structural steel in Close-King Indoor
1,000	Club Seats in Vaughn Towers
10,146	Student seats in Carter-Finley Stadium
14,000	Parking spaces for Wolfpack home games
39,979	Lower level seats in Carter-Finley Stadium
103,254	Murphy Center square footage
14,709,405	Attendance in the first 51 years.

C. RICHARD VAUGHN TOWERS

Vaughn Towers dominates the skyline around Carter-Finley Stadium as it rises above the west stands. The 117,000 square-foot structure, which stretches from endzone to endzone, includes four levels, 51 private luxury suites and 1,000 club seats, as well as a University Suite for the Chancellor. The state-of-the-art facility also includes accommodations for the media, with 112 press seats.

The facility is named for C. Richard Vaughn, a resident of Mount Airy, who graduated from NC State with a degree in nuclear engineering.

YEARLY RECORD AT CARTER-FINLEY

Year	Home Rec.	1992	5-1
1966	3-2	1993	5-1
1967	4-0	1994	5-1
1968	3-2	1995	1-5
1969	1-3-1	1996	2-3
1970	2-1-1	1997	4-2
1971	1-4	1998	5-1
1972	5-0-1	1999	4-1
1973	5-0	2000	5-1
1974	5-0	2001	3-3
1975	5-1	2002	6-1
1976	1-4-1	2003	6-1
1977	4-3	2004	2-4
1978	5-1	2005	4-3
1979	4-2	2006	3-4
1980	5-1	2007	3-4
1981	3-4	2008	4-3
1982	5-1	2009	5-3
1983	2-5	2010	5-1
1984	2-5	2011	6-1
1985	1-5	2012	5-1
1986	6-0-1	2013	3-5
1987	2-4	2014	4-3
1988	5-1-1	2015	3-3
1989	5-2	2016	4-3
1990	5-1	Totals	197-112-6
1991	6-1		

NAME

The stadium honors Wilbert James (Nick) Carter (1902-1972), Harry Clifton Carter (1908-1990), and Albert Earle Finley (1895-1985). The two Carter brothers graduated from NC State from the school of Textiles and became top executives in the J. P. Stevens Company. They contributed several hundred thousand dollars to fundraising for completion of the stadium.

Finley was also a strong supporter of the athletics program at NC State. He kept an active interest in supporting the college, and even donated a motel on Western Boulevard to the Wolfpack Club as an athletics dormitory.

CAPACITY

57,600. Double-decked with more than 22,000 lower level sideline seats, almost 18,000 upper deck seats, 13,000+ endzone seats.


ORIGINAL COST

\$3.7 million. Half the funds were raised from alumni and friends and the balance was borrowed.

YEAR-BY-YEAR ATTENDANCE AT CARTER-FINLEY STADIUM

Year	Attendance	Games	Average	1992	282,942	6	47,157
1966	142,000	5	28,400	1993	245,163	6	40,860
1967	136,800	4	34,200	1994	270,016	6	45,002
1968	143,700	5	28,740	1995	272,594	6	45,432
1969	156,750	5	31,350	1996	229,250	5	45,850
1970	105,905	4	26,476	1997	290,400	6	48,400
1971	124,200	5	24,840	1998	287,800	6	47,966
1972	198,800	6	33,133	1999	239,394	5	47,879
1973	202,300	5	40,460	2000	280,519	6	46,753
1974	213,000	5	42,600	2001	295,524	6	49,254
1975	266,000	6	44,333	2002	346,340	7	49,477
1976	240,100	6	40,017	2003	372,919	7	53,274
1977	312,700	7	44,671	2004	333,600	6	55,600
1978	253,500	6	42,250	2005	371,276	7	53,039
1979	289,000	6	48,167	2006	395,779	7	56,540
1980	267,500	6	44,583	2007	394,493	7	56,356
1981	323,650	7	46,236	2008	396,658	7	56,665
1982	273,700	6	45,617	2009	451,377	8	56,422
1983	315,500	7	45,071	2010	341,261	6	56,877
1984	295,100	7	42,157	2011	394,008	7	56,287
1985	238,400	6	39,733	2012	324,638	6	54,106
1986	325,780	7	46,540	2013	425,420	8	53,117
1987	265,500	6	44,250	2014	380,785	7	54,398
1988	328,700	7	46,957	2015	341,928	6	56,988
1989	312,380	7	44,625	2016	402,479	7	57,497
1990	262,000	6	43,666	Totals	14,709,405	315	46,697
1991	303,473	7	43,353				

WENDELL H. MURPHY CENTER



The 103,254-square-foot Wendell H. Murphy Center houses every aspect of Wolfpack football, from sports medicine, to equipment, to strength training, to academics. As functional as it is beautiful, the Murphy Center is definitely the Wolfpack's den.

Known as "The Murph" to the Wolfpack players, the Murphy Center is among the largest operations facilities in the country devoted solely to football. Visitors enter the building through Gant Plaza, where the 28' "Wolfpack Turf" statue and fountain stand proudly.

Visitors to the Murphy Center can experience the rich heritage of Wolfpack Football in the Finley Hall of Champions. This multimedia complex highlights NC State's football tradition with photos, artifacts and exhibits. Fans can watch video highlights in the Woolard Theater and younger Wolfpackers can have fun in the Junior Wolfpack Zone.

From the lobby, double doors open into the massive Gunter Family strength training facility, which runs the entire length of the building and covers

15,000 square-feet. The facility houses huge area for stretching, a track, a juice bar and over 15 tons of weights.

The third floor of the Murphy Center houses a large dining room and a players' lounge that overlooks Wayne Day Family Field. The lounge contains couches, pool tables, ping-pong tables, wide-screen TVs and video games for the Wolfpack players to enjoy during breaks.



A large team meeting room and meeting rooms for each position are also on the third floor. Each room is equipped with the latest video playback equipment for reviewing film and breaking down an athlete's performance. That level also houses offices for the Wolfpack's academic advisors, as well as a large study room with computers in the Kirkland Academic Suite.

On the fourth floor, the coaches' offices, a large staff conference room, offensive and defensive meeting rooms, a television studio and the video production offices can be found.

The heartbeat of the Murphy Center is on the

bottom floor. The locker room, which stretches the length of the building on one side of the hall, was renovated in the summer of 2016. It boasts 121 custom wood lockers, bathrooms, showers, a Sonos stereo system and two large screen Smart TVs with eight additional monitors. The other side of the hall is home to the equipment room and the state-of-the-art sports medicine facility, which covers 6,000 square feet and includes an aquatics area with three pools.

The building is named for Wendell H. Murphy, a lifelong supporter of both athletic and academic initiatives at NC State and a member of the NC State Athletics Hall of Fame. A member of the NC State Board of Trustees, Murphy was awarded the prestigious Watauga Medal in 1999, the school's highest award given for outstanding and distinguished service.



WOLFPACK TURF

Former Wolfpack football player and master sculptor Dick Idol created the “Wolfpack Turf” monument, which rises from the plaza in front of the Murphy Center. The statue is made up of six wolves, each two-times life size, standing on a 21-foot stone mountain.

Each wolf on the sculpture has a name which represents one of the characteristics of a wolf and of a Wolfpack football player: Confidence, Passion, Spirit, Courage, Pride and Strength.

ESPN.COM HAS RANKED NC STATE'S FOOTBALL FACILITIES THE BEST IN THE ACC.





CLOSE-KING INDOOR PRACTICE FACILITY

Opened in the summer of 2015, the Close-King Indoor Practice Facility added the finishing touch to NC State's impressive array of football facilities. Now a year-round hub for practice and training, the Close-King ensures that at any time of day or night and in any weather, the Wolfpack can keep grinding.

The state-of-the-art facility boasts a full, 120-yard football field with a 65' roof height sufficient for punts and suspended goalposts. It also contains additional training and conditioning space beyond both end zones and four spring lanes down the full length of the field.

Other features include in-ground and above-ground pads for long jump, triple jump, high jump and other track events, end zone and 50-yardline viewing platforms, clerestory windows and glass roll-up doors to allow natural light and cool

breezes. A sound system that can be heard from blocks away and support areas for equipment, strength and conditioning and sports medicine are also amenities that the building offers.

The privately-funded \$14 million building is named in honor of NC State alums Derick S. Close ('82) and James S. King ('62), who donated the lead gifts for the project. Close and King serve on the Wolfpack Club Board of Directors, while King is a past president of that board. Close previously served as the chairman of the Goalline Drive Campaign that raised funds for the Murphy Center and the South End Zone project. King served on the Construction Oversight Committee that helped facilitate the construction of the Murphy Center, Vaughn Towers and the North End Zone addition.



CURTIS & JACQUELINE DAIL FOOTBALL PRACTICE COMPLEX

The Dail Football Practice Complex covers seven acres and boasts three full fields, a training room, restrooms and a video/coaching tower.

The two 400 x 400 419 Bermuda grass fields alternate directions to ensure that practice is always held on new grass. The third Fieldturf field is used for practicing on synthetic turf for game prep or for bad weather days. All practice and drills areas are lighted by 75 ft candles, while the facility also contains a state-of-the-art sound system and 22 camera locations for coaches video.





MEDIA INFORMATION

FOOTBALL COMMUNICATIONS CONTACTS



ANNABELLE MYERS - PRIMARY CONTACT

Assistant AD for Athletics Communications
Office: (919) 515-1181
Cell: (919) 819-8302
email: annabelle_myers@ncsu.edu



BRIAN REINHARDT - SECONDARY CONTACT

Director of Athletics Digital Communications
Cell: (919) 819-8317
email: bcreinha@ncsu.edu



ELLIOTT CARR - SECONDARY CONTACT

Communications Assistant for Football
Cell: (630) 245-3193
email: ejcarr@ncsu.edu

ADDRESS

Mailing Box 8504, Raleigh, NC 27695-8504
Shipping Murphy Football Center, 4600 Trinity Rd., Raleigh NC 27607

GAME DAY

Will Call Gate 5 (west side of Murphy Center)
Live Stats www.statbroadcast.com/ncstate
Parking With credential only! Fairgrounds reserved lot
(Corner of Trinity Road and Youth Center Drive)
Live Stats: www.statbroadcast.com

GAME NOTES GoPack.com/football (under 'team links') or CollegePressBox.com

WEEKLY PRESS CONFERENCE

Day Mondays before games
Time 11:30 a.m. (2 players), Noon (Doeren)
Access Listen only access (call AComm office for number)
Transcript Tuesday morning on GoPack.com

PRACTICE

Days Tuesday, Wednesday and Thursday mornings
Access Closed. First 20 minutes on Tuesday open to photographers

INTERVIEWS

Players Postpractice: Tuesday and Wednesday at approximately 11:30 a.m.
Longer interviews in Comm office with advance notice
Assistants Postpractice: Tues., Wed., Thurs.
Doeren Postpractice: Thursday, approximately 11 a.m.
ACC Teleconference: Wednesday at 12:40 p.m.
Radio: Contact communications office

TO APPLY FOR CREDENTIALS

www.sportssystems.com/ncstatefootball

DIRECTIONS TO CARTER-FINLEY STADIUM

Address 4700 Trinity Rd.
From West Interstate 40 to Wade Ave. / Edwards Mill Road exit /
Right on Edwards Mill Rd. / Left at light on Trinity Rd./
Media parking entrance - right on Youth Center Dr.
(directly across from Murphy Center entrance)
From East Interstate 40 to Carter-Finley Stadium exit 289 then see above

ACC COACHES TELECONFERENCE

The 14 ACC football coaches will be featured on a weekly teleconference each Wednesday from 10:30 a.m., to 1 p.m., beginning on Aug. 30. Audio files of the teleconference are available at theacc.com shortly after its conclusion.

Brian Kelly, Notre Dame	10:20 a.m.*
Bronco Mendenhall, Virginia	10:30 a.m.
Dabo Swinney, Clemson	10:40 a.m.
Jimbo Fisher, Florida State	10:50 a.m.
Bobby Petrino, Louisville	11 a.m.
Dino Babers, Syracuse	11:10 a.m.
Paul Johnson, Georgia Tech	11:30 a.m.
Larry Fedora, UNC	11:40 a.m.
Justin Fuente, Virginia Tech	11:50 a.m.
Dave Clawson, Wake Forest	12 p.m.
Pat Narduzzi, Pitt	12:10 p.m.
Steve Addazio, Boston College	12:20 p.m.
David Cutcliffe, Duke	12:30 p.m.
Dave Doeren, NC State	12:40 p.m.
Mark Richt, Miami	12:50 p.m.

*only on Sept. 13, Oct. 4 & 25, Nov. 1 & 11

Media Phone Number: 719.312.1503

IMPORTANT DATES

Team Reports 7/28
First practice: 7/29
Practice in pads: 8/4
Media Day: 8/6
Classes Begin: 8/16

TO ORDER LINES

The press box will be equipped with a limited number of pool telephones, but wireless access will be available.

To request a specific internet, ISDN or other line for your media outlet, please contact:

T.J. Buffaloe, Information Technology Manager-Support/Business
Relations Specialist for NC State Communication Technologies/OIT
(tj_buffaloe@ncsu.edu or 919.515.0707)

WOLFPACK SPORTS NETWORK

The Wolfpack Sports Network, one of the strongest collegiate sports networks in the nation, will be heard for the 56th year throughout North Carolina and globally via GoPack.com's All-Access multimedia channel during the 2017 football season.

The network is managed by Wolfpack Sports Properties, a joint venture between Learfield Sports and Raleigh's Capitol Broadcasting Company. It covers three of the 45 largest radio markets in the country and is made up of over 20 affiliates that effectively blanket the state from the mountains to the coast. The flagship station is the powerful WRAL-FM, MIX 101.5 in Raleigh.

All the action is brought to the devoted Wolfpack listeners by veteran play-by-play man and former North Carolina Sportscaster of the Year, Gary Hahn, who is in his 28th season as the voice of the Wolfpack. Joining Hahn in the booth is former Wolfpack All-American Johnny Evans, who provides color commentary. Manning the sidelines will be NC State alumnus Tony Haynes, now in his 18th season covering NC State football.

Following each contest, the network follows the Pack into the locker room for live interviews with head coach Dave Doeren and NC State's players.

For more information about the Wolfpack Sports Network, contact Wolfpack Sports Properties, 4000 West Chase Blvd, Suite 475, Raleigh, NC 27607, or call (919) 831-9653.



Johnny Evans (analyst), David Modlin (engineer), Tony Haynes (sideline reporter), Gary Hahn (play-by-play).

collegepressbox.com
SINCE 2005 EVERYTHING BUT THE PRE-GAME MEAL

collegepressbox.com is the official media website for Division I football.

Access and download weekly game notes, quotes, statistics, media guides, headshots, logos and more for each conference and its member schools. Login information will be distributed to accredited media or you can apply for a password by sending an e-mail to password@collegepressbox.com.





JOHNATHAN ALSTON
#5 - CB

SHAWN BOONE
#24 - SAF

NICHOLAS LACY
#26 - CB

AIRIUS MOORE
#58 - LB



DAVION ALLRED
#54 - DE

JEROD FERNANDEZ
#4 - LB

BRYAN SMITH
#44 - DE

MIKE STEVENS
#2 - CB

WOLFPACK DEFENSIVE SENIORS

WENDELL H. MURPHY
FOOTBALL CENTER

2017 SCHEDULE

SOUTH CAROLINA - SEPT. 2 | 3 PM **ESPN**

Belk College Kickoff Game

Bank of America Stadium | Charlotte, NC

MARSHALL - SEPT. 9 | 6 PM **ACC**



FURMAN - SEPT. 16 | 12:20 PM **ACC**



@FLORIDA STATE - SEPT. 23

SYRACUSE - SEPT. 30

LOUISVILLE - THU., OCT. 5 | 8 PM **ESPN**

@PITTSBURGH - OCT. 14

@NOTRE DAME - OCT. 28 | 3:30 PM **NBC**



CLEMSON - NOV. 4

@BOSTON COLLEGE - NOV. 11

@WAKE FOREST - NOV. 18

UNC-CHAPEL HILL - NOV. 25



KENTAVIOUS

STREET

BRADLEY

CHUBB

BJ

HILL

JUSTIN

JONES

SENIOR DEFENSIVE LINE