


2016 NC STATE FOOTBALL



Game 2: NC State WOLFPACK (1-0, 0-0) vs. East Carolina Pirates (1-0, 0-0)
 Sept. 10 • Dowdy Ficklen Stadium (50,000) • 12 pm • ESPNU

INSIDE THE MATCHUP

Series Record: NC State leads 16-12-0; 14-8 at home; 1-2 in Greenville

NC STATE		PIRATES	
Record:	1-0	Record:	1-0
ACC Record:	0-0	AAC Record:	0-0
Offense:	Multiple	Offense:	Multiple
Defense:	4-2-5	Defense:	Multiple 3-4
Head Coach:	Dave Doeren	Head Coach:	Scotty Montgomery
Alma Mater:	Drake '93	Alma Mater:	Duke '00
Rec. at school:	19-20 (4th yr.)	Rec. at school:	1-0 (1st yr.)
Overall Rec:	42-24 (6th yr.)	Overall Rec:	1-0 (1st yr.)
Total Off./Gm	521.0	Total Off./Game	688.0
Rushing Yds/Gm	259.0	Rushing Yds/Game	275.0
Passing Yds/Gm	262.0	Passing Yds/Game	413.0
Total Def./Gm	168.0	Total Def./Game	320.0
Rush Def/Gm	62.0	Rush Def/Game	148.0
Pass Def/Gm	106.0	Pass Def/Game	172.0
Website:	GoPack.com	Website:	ECUPirates.com
Twitter:	@PackFootball	Twitter:	@ECUPiratesFB
Instagram:	PackFootball	Instagram:	ecupiratesfb
Facebook:	NCStatePackFootball	Facebook:	ECUAthletics
SnapChat:	PackFootball		
Comm. Contact:	Annabelle Myers	Comm. Contact:	Tom McClellan
Phone:	919.515.1191	Phone:	252.737.1274
Email:	amyers@ncsu.edu	Email:	mcclellan@ecu.edu

NC STATE VERSUS EAST CAROLINA

In week 2, the Wolfpack will travel 83 miles to Greenville to take on the Pirates of the American Athletic Conference. Although NC State and East Carolina have played 28 times dating back to 1970, this marks only the fourth time the game has been played on the Pirates' home field. NC State is 1-2 at Dowdy Ficklen Stadium.

NC State won 11 of the first 15 meetings between the two schools (all of which were played at Carter-Finley Stadium). The two teams met every season from 1970-1987, but since then have played just 10 times, with three of those contests being played at neutral sites. In 1992, the Pack met the Pirates in the Peach Bowl, losing 37-34. In 1996 and 2004, the two teams played regular-season contests in Charlotte, with ECU winning 50-29 in '96 and the Pack gaining a 52-14 victory in 2004.

A PIRATE AMONG US

Wolfpack first-year offensive line coach/run game coordinator Dwayne Ledford should be right at home when the Wolfpack heads to Dowdy Ficklen Stadium on Saturday. Ledford played college ball for the Pirates from 1995-98, seeing action on the defensive line for his first three years, then moving to the offensive line as a senior - where he started at left tackle in nine games.

Ledford, who went on to play in the NFL from 1999-2006, also worked as a graduate assistant on the ECU staff in 2008.

This will not be the first time Ledford has stood on the opponent's sideline in Greenville either. In 2012, his first game as an assistant coach at Appalachian State was a trip to ECU.

THE BROADCAST

ESPNU

Dave Lamont (PxP), Tom Ramsey (analyst)

Wolfpack Sports Network

Gary Hahn (PxP), Johnny Evans (analyst), Tony Haynes (sideline)

Sirius/XM

Channels 157/193

THE SCHEDULE

Date	St	W-L	Score	Opponent	Att./Time	TV
9/1	H	W	48-14	WILLIAM & MARY	57,774	ACCN X
9/10	A			East Carolina	Noon	ESPNU
9/17	H			OLD DOMINION	6 pm	ACCN X
10/1	H			WAKE FOREST	TBA	TBA
10/8	H			NOTRE DAME	TBA	TBA
10/15	A			Clemson	TBA	TBA
10/22	A			Louisville	TBA	TBA
10/29	H			BOSTON COLLEGE	TBA	TBA
11/5	H			FLORIDA STATE	TBA	TBA
11/12	A			Syracuse	TBA	TBA
11/19	H			MIAMI	TBA	TBA
11/25	A			@UNC-CH	TBA	TBA

Defensive coordinator Dave Huxtable also spent some time as a Pirate. He served as the linebackers and special teams coach from 1990-91 and then came back to coach LBs in 1998 and the d-line in 1999.

HOMECOMING

Junior defensive end Kentavious Street will be playing in his own backyard when the Pack invades Dowdy Ficklen Stadium. Street spent his junior and senior year at Greenville's Rose High School - just seven miles from the stadium, while the house he lived in with his mother and two sisters is even closer.

Street was a five-star recruit coming out of Rose, rated the No. 2 player in North Carolina.

NON-CONFERENCE SUCCESS

With the win over William & Mary, NC State head coach Dave Doeren improved to 13-1 against non-Power 5 opponents while head coach of the Wolfpack (the only loss was to ECU in 2013).

Doeren, whose 2015 squad boasted the second-highest road win

NC State vs. East Carolina

total in school history with four, is 3-0 in non-conference road games at NC State, and his Wolfpack squad have outscored those opponents 150-44.

FINLEY IS FINE IN DEBUT

Ryan Finley won the tight battle for the Wolfpack's starting quarterback spot and was practically flawless in his first game as the Wolfpack's starter. (Finley started three games at Boise State in 2015).

The redshirt sophomore completed 17 of 21 pass attempts for an .809 mark - the best completion percentage for a Wolfpack quarterback in his debut as NC State's starter dating all the way back to 1971 (with the exception of Brandon Mitchell in 2013, who broke his foot after opening 3-3). His two touchdown throws tied with Erik Kramer as the second-highest tally in the past 45 years (Jacoby Brissett and Philip Rivers each threw for three scores in their first game as State's starter).

Here's a look at the stats of Wolfpack quarterbacks in their first starts dating back to 1971:

WOLFPACK QUARTERBACKS IN THEIR FIRST CAREER START

Name	Date	First Start	Passing				Rushing			Result	Career Rec
			Cmp-Att	Yds	Pct.	TD	Int.	Att.-Yds-TD			
Ryan Finley	9/1/16	William & Mary	17-21	174	.809	2	0	10-6	W, 48-14	1-0	
Jacoby Brissett	8/30/14	Ga. Southern	28-40	291	.700	3	1	6-28-0	W, 24-23	15-11	
Pete Thomas	9/7/13	Richmond	24-31	237	.774	0	2	9-47	W, 23-21	2-4	
Brandon Mitchell	8/31/13	La. Tech	3-3	93	1.000	0	0	5-19	W, 40-14	1-5	
Mike Glennon	9/3/11	Liberty	18-31	156	.581	1	0	6-(26)-0	W, 43-21	15-11	
Russell Wilson	8/28/08	@ S. Carolina	1-5	12	.200	0	0	4-7-0	L, 0-34	19-17	
Harrison Beck	9/8/07	@ Boston College	26-50	321	.520	0	5	3-(13)-0	L, 17-37	1-4	
Daniel Evans	9/23/06	Boston College	15-31	179	.483	1	1	4-(1)-0	W, 17-15	7-11	
Marcus Stone	10/29/05	Southern Miss	10-26	128	.385	1	2	10-6-0	W, 21-17	6-3	
Jay Davis	9/4/04	Richmond	16-22	168	.727	1	0	3-11-0	W, 42-0	7-10	
*Philip Rivers	9/2/00	Ark. St.	29-57	397	.509	3	0	4-(14)-0	W, 38-31	34-17	
\$Jamie Barnett	10/12/96	Alabama	14-25	260	.560	1	1	10-(17)-0	L, 19-24	21-21	
\$Jose Laureano	11/4/95	Maryland	15-25	205	.600	0	0	19-42-1	L, 13-30	1-4	
\$Terry Harvey	11/16/91	@ Duke	17-27	204	.630	0	0	5-(4)-1	W, 32-31	17-12	
\$Geoff Bender	10/5/91	Ga Tech	17-32	138	.531	1	3	7-16-1	W, 28-21	8-5	
Terry Jordan	9/15/90	W. Forest	12-21	181	.571	1	2	14-7-0	W, 20-15	17-7-1	
Charles Davenport	11/12/88	Duke	4-8	49	.500	0	0	12-66-2	T, 43-43	4-2-1	
\$Preston Poag	9/26/87	Maryland	15-21	116	.715	1	1	10-36-1	W, 42-14	8-5	
*Shane Montgomery	9/5/87	E. Carolina	7-17	80	.411	1	2	4-2-0	L, 14-32	9-10	
Erik Kramer	9/7/85	E. Carolina	21-39	191	.538	2	1	6-(10)-0	L, 14-33	11-11-1	
Tim Esposito	9/10/83	E. Carolina	13-26	146	.500	0	0	4-(13)-0	L, 16-22	6-16	
Ron Laraway	11/7/81	Penn State	9-25	105	.360	1	1	11-14-0	L, 15-22	0-3	
Tol Avery	9/6/80	Wm & Mary	7-10	84	.700	0	0	9-63-1	W, 42-0	16-14	
Scott Smith	9/9/78	E. Carolina	3-5	76	.600	0	0	18-3-1	W, 29-13	16-7	
Kevin Scanlon	9/11/76	@ W. Forest	0-4	0	.000	0	1	3-19-0	L, 18-20	0-1	
Johnny Evans	9/4/76	Furman	7-11	47	.636	0	2	21-52-0	L, 12-18	11-11-1	
Dave Buckey	10/16/73	N. Carolina	7-9	130	.778	1	0	13-29-1	W, 28-26	19-6-2	
Bruce Shaw	10/23/71	E. Carolina	5-18	47	.278	0	1	9-(24)-0	L, 15-31	16-9-1	

* - indicates freshman in his first collegiate game; \$ - indicates freshman

DEFENSE DOMINATES

Although the offense gained most of the headlines with its 521 yard performance in the opener, the defense was just as solid. After William & Mary drove 75 yards on a touchdown drive on its first possession of the game, the Wolfpack defense shut them down. In the remaining 54:38 of the game, the Tribe gained just 93 total yards.

NC State picked off two W&M passes (Jerod Fernandez and Josh Jones) and tallied six tackles for loss.



#CF50

The Wolfpack's game against Notre Dame on Oct. 8 will mark 50 years to the day since the first game was played in Carter-Finley Stadium in 1966. NC State will celebrate the anniversary of this special place throughout the 2016 season.

ASSISTANT COACHES

OFFENSE

Offensive Coordinator/Quarterbacks:

Elijah Drinkwitz (Arkansas Tech '04) - field

Offensive Line/Run Gm Coordinator:

Dwayne Ledford (East Carolina '99) - field

Asst HC for Offense/RB/Recruiting Coordinator:

Des Kitchings (Furman '00) - box

Wide Receivers:

George McDonald (Illinois-UC '99) - field

Tight Ends/Fullbacks/Spec. Teams Coord:

Eddie Faulkner (Wisconsin '00) - field

DEFENSE

Defensive Coordinator/Linebackers:

Dave Huxtable (E. Illinois '79) - box

Asst HC for Defense/Cornerbacks:

George Barlow (Marshall '90) - field

Defensive Line/Def. Run Game Coord:

Ryan Nielsen (USC'02) - field

Safeties/Co-Spec. Teams Coord:

Clayton White (NC State '01) - field

NC STATE UNIVERSITY

<u>Location</u>	Raleigh, NC 27695
<u>Founded</u>	1887
<u>Enrollment</u>	34,015
<u>Nickname</u>	Wolfpack
<u>Colors</u>	Red (PMS-186), White
<u>Conference</u>	Atlantic Coast (ACC)
<u>President</u>	Dr. Randy Woodson
<u>Athletics Director</u>	Deborah A. Yow

Carter-Finley Stadium

Field	Wayne Day Family Fld.
Surface	Natural Grass
Capacity	57,600
Press Box	Vaughn Towers

This Week in NC State Football

MONDAY, Sept. 5	TUESDAY, Sept. 6	WEDNESDAY, Sept. 7	THURSDAY, Sept. 9	FRIDAY, Sept. 2
Press Conference 11:30 a.m. - student-athletes Noon - Coach Doeren	11:45 a.m. - Post-practice interviews with student-athletes, assistant coaches	11:45 a.m. - Post-practice interviews with student-athletes, assistant coaches 12:40 p.m. - Doeren on ACC Teleconference. 7 p.m. - Doeren Radio Show	11 a.m. - Post-practice interview with Coach Doeren	Travel to ECU No Media Availability



SUNNY DAYES AHEAD

If there was any question as to how senior running back Matt Dayes would handle playing his first game in 306 days, it was quickly answered in the season opener. Dayes ran for 138 yards and hit paydirt twice - his sixth 100-yard rushing game in his last 8-1/2 outings (he was injured in the first half of game 8 last season).

It was the most rushing yards in a season opener in 16 years for a Wolfpack player (Ray Robinson, 139 vs. Arkansas St. in 2000).

With 1,828 career yards, Dayes now ranks 14th in Wolfpack history. His 5.66 yards per carry is the top mark in school history (he averaged 6 yards per run in the opener) and his 26 rushing touchdowns is the fifth-best mark ever for a Pack runner. In terms of overall scoring, he is tied for fifth in school history as well with 32 TDs.

Last season Dayes, who was named to the 2016 watch lists for the Maxwell and Doak Walker Awards, was the first State runner since 2002 to rush for 100+ yard in five straight games. He is responsible for two of the 10 longest rushing plays in school history (85 yards vs. Wake Forest, 77 yards vs. South Alabama).

DANGEROUS D-LINE

The strongest unit on the field for the Wolfpack, in terms of depth and talent, could be the defensive line. All four starters on the line have started multiple games while all four backups are also experienced (even redshirt freshman James Smith-Williams played in four games last season before an injury).

That unit, which lost just one player (DE Mike Rose) might not have gotten the credit it deserved last season. Against FBS teams in 2015, NC State ranked third in the ACC in pressuring the opposing QB without blitzing, trailing only Boston College and Clemson - the No. 1 and No. 10 ranked teams in the FBS last season in total defense. The line made contact with the opposing quarterback on 22 percent of its non-blitz rushes, eighth-best in the Power 5. Of FBS teams, only BC and Clemson had a higher percentage of rushing attempts stopped for a loss or no gain (stats courtesy of ESPN).

This year, the line used the offseason to get stronger and faster. Here's a look at the changes in bodyweight, bench press and squat totals between 2015 and 2016:

Name	Bodyweight	Change	Bench	Improve.	Squat	Improve.
Eurndraus Bryant	323	-30 lbs	405	+ 45 lbs	605	+ 125 lbs
Bradley Chubb	280	+ 25 lbs	390	+ 25 lbs	535	+ 80 lbs
BJ Hill	313	+ 13 lbs	455	+ 40 lbs	510	+ 55 lbs
Quentez Johnson	305	- 35 lbs	315	+ 55 lbs	520	+ 190 lbs
Justin Jones	313	+ 20 lbs	455	+ 70 lbs	600	+ 85 lbs
Monty Nelson	315	+ 13 lbs	460	+ 35 lbs	485	+ 110 lbs
Darian Roseboro	274	- 9 lbs	375	+ 10 lbs	450	+ 55 lbs
James Smith-Williams	242	+ 20 lbs	360	+ 45 lbs	536	+ 100 lbs
Kentavius Street	273	- 13 lbs	455	+ 20 lbs	635	+ 35 lbs

2015 LEADERSHIP COUNCIL

- Cornerback: : Nick Lacy, Jack Tocho (3)
- Safety: Shawn Boone (2), Dexter Wright
- Linebacker: Jerod Fernandez, Airius Moore (2)
- Defensive Line: Bradley Chubb, B.J. Hill (2)
- Special Teams: A.J. Cole (2)
- Running Back: Matthew Dayes (2), Reggie Gal-laspy II (2)
- Tight End/Fullback: Cole Cook (2), Jaylen Samu-els
- Wide Receiver: Bra'Lon Cherry, Stephen Louis
- Quarterback: Janan McClendon (3), Josh Taylor
- Offensive Line: Tony Adams (3), Joe Scelfo
- Freshmen: Dylan Autenrieth, Kelvin Harmon, Nick McCloud, Brock Miller & Isaiah Stallings

CAPTAINS

- Season:
 Cole Cook, TE Matt Dayes, RB
 Bradley Chubb, DE Jack Tocho, CB
- Single Game:
 W&M:..... NA Louisville:.....
 ECU:..... BC:.....
 ODU:..... FSU:.....
 WFU:..... Syracuse:.....
 ND:..... Miami:.....
 Clemson:..... UNC-CH:.....



PRESEASON HONORS

- Watch Lists:
 Tony Adams Wuerffel Trophy
 Matt Dayes Maxwell, Doak Walker
 Bradley Chubb Bednarik Award
 Nyheim Hines Hornung Award
 Joe Scelfo Rimington Trophy
- All-American
 Jaylen Samuels Pro Football Focus

DEPTH CHART BREAKDOWN

BY CLASS	Sr/Gr.	Jr.	So.	RS-Fr.	Fr
	7	18	20	5	3
BY HEIGHT	6'4 and up	6'0 - 6'3		under 6'0	
	15	24		20	
BY STATE					
North Carolina.....	31	Ohio.....	1		
Georgia.....	8	West Virginia.....	1		
Florida.....	8	New Jersey.....	1		
South Carolina.....	3	Arizona.....	1		
Michigan.....	2	Virginia.....	1		
Tennessee.....	1				

FIRST TIME ACTION

A baker's dozen (13) players saw action for the first time in a Wolfpack uniform in the season opener, including 10 who played in a collegiate game for the first time and four true freshmen.

Three graduate transfers - QB Ryan Finley, PK Connor Haskins, C Joe Scelfo - played for the first time at NC State. Six redshirt freshmen saw their first collegiate action: WR Jakobi Meyers, RB Johnny Frasier, OT Emanuel McGirt, SS Jarius Morehead, WR Vernon Grier, DE Tyrone Riley.

Four true freshmen played in the opener, including three who saw action from scrimmage. WR Kelvin Harman was in for 38 snaps, CB Nick McCloud played six snaps and TE/FB Thad Moss played 32 snaps. Trae Meadows played on special teams.

SELLING OUT

Before the 2016 calendar even turned to July, season tickets and Mini-Packs at NC State had already sold out. Wolfpack Nation purchased the highest number of season tickets in program history - over 36,000 - with over 3,000 new season tickets being sold.

Highest Season Ticket Totals

Rk	Year	Season Tickets Sold
1.	2016	36,000+
2.	2007	35,156
3.	2015	35,065
4.	2008	34,910
5.	2013	34,705
6.	2004	34,599
7.	2009	34,598
8.	2006	34,592
9.	2012	34,038
10.	2011	33,978
11.	2003	33,960
12.	2010	33,262
13.	2014	33,148

EXPERIENCE DOMINATES DEPTH

For the first time in three seasons, there were no freshmen or redshirt freshmen listed as starters on the season opening depth chart. Instead, the Wolfpack's depth chart is dominated sophomore (6) and junior (12) starters.

The six sophomores who are listed as starters (all on the offensive side of the ball) had started a combined 21 games at NC State heading into the opener. The 11 juniors (9 on the defensive side of the ball) had started a combined 150 games, while the five seniors had started a combined 112 games.

Every defensive starter in the William & Mary contest had previous starting experience prior to the '16 opener. Starters on defense boasted combined 157 career contests - that's compared to just 128 starts for the starters listed on the opening depth chart of 2015. Here's a look at the breakdown by class on the last three Wolfpack opening depth charts.

Year	Fr.	RS-Fr.	So.	Jr.	Sr.
2016	0	0	6	11	5
2015	1	1	8	6	7
2014	4	0	3	8	8

PERMANENT CAPTAINS

For the first time during Dave Doeren's tenure as head coach, the Wolfpack elected permanent captains for the 2016 captain. Each member of the team's Leadership Council (which is also elected by the team) was eligible for the honor.

The team selected two seniors - RB Matt Dayes and CB Jack Tocho - and two juniors - TE Cole Cook and DE Bradley Chubb. Each week, the LC will help select a fifth captain based on performance in practice or in games.

THE SWISS ARMY KNIFE

Jaylen Samuels SHOULD have been on everybody's preseason All-America team. Problem is, nobody knows where to list him. Called "the Swiss Army Knife" by one media outlet, he is a weapon wherever he lines up - at tight end, in the backfield or at wide receiver. He scored seven receiving touchdowns and rushed for nine scores last season.

#PACKPROS

(Pack alums on 2016 NFL rosters)

David Amerson	Oakland Raiders
Jacoby Brissett	New England Patriots
Justin Burris	New York Jets
Audie Cole	Minnesota Vikings
Mike Glennon	Tampa Bay Bucs
Steven Hauschka	Seattle Seahawks
Dontae Johnson	San Francisco 49ers
Ted Larsen	Chicago Bears
T.Y. McGill	Indianapolis Colts
Phillip Rivers	San Diego Chargers
J.R. Sweezy	Tampa Bay Bucs
Joe Thuney	New England Patriots
Stephen Tulloch	Philadelphia Eagles
Mario Williams	Miami Dolphins
Russell Wilson	Seattle Seahawks
Willie Young	Chicago Bears

#STATEMENT

It means something different to everyone.

To us at NC State, it means an opportunity to share the passion, loyalty, history, tradition, and multitude of experiences on and off the field that are completely unique to the Wolfpack Nation.

It's true to our DNA and who we are. It's a student-athlete who does exceptional things here on or off the field, graduates, and uses those experiences to accomplish amazing things when he or she leaves. It's every bit as much about a loyal fan base that sticks with us through thick and thin.

The rationale and meaning behind it is simple:

- To help us adequately celebrate what's exceptional about NC State athletics, both on and off the field of play
- To take a simple concept and infuse deep emotional connection and meaning
- To provide a platform that strikes a balance between meaningful tradition and modern day relevance

NC STATE IN OVERTIME

8-5 since 1997

Date	Site	Opponent	Reg. Score	Final Result
8/30/97	A	Syracuse	24-24	W, 32-31
11/28/98	N	UNC	31-31	L, 34-37
10/23/99	A	Duke	24-24	W, 31-24
9/2/00	H	Ark. St. (2ot)	24-24	W, 30-23
9/21/00	H	Ga. Tech	23-23	W, 30-23
11/4/00	A	Maryland (2 ot)	21-21	L, 28-35
9/21/02	A	Texas Tech	45-45	W, 51-48
9/13/03	A	Ohio St. (3 ot)	24-24	L, 38-44
11/15/03	A	Florida St. (2ot)	37-37	L, 44-50
10/2/04	H	Wake Forest	21-21	W, 27-21
11/3/07	A	Miami	16-16	W, 19-16
9/20/08	H	East Carolina	24-24	W, 30-24
10/16/10	A	East Carolina	27-27	L, 27-33

NC State vs. East Carolina

One game into his junior season, “JaySam” is tied for 11th in school history with 21 career touchdowns. His 18 TDs (9 rushing, 7 receiving) in 2015 tied with Torry Holt (1998) as the third-best single-season mark in school history and were the most ever for a Wolfpack sophomore.

Samuels, who was named a first-team All-ACC and third-team All-American performer as a tight end last season, was the team’s leading receiver and ranked third in rushing a year ago and his 65 receptions ranked as the fifth-highest single season total in school history. In the past two seasons, he ranks seventh in the FBS in receptions by a TE.

In 2016, Samuels has the honor of wearing the No. 1 jersey for the Wolfpack. Head coach Dave Doeren says that because Samuels “shows up every day with the same work ethic, same effort, same attitude and same results,” he recommended to his Leadership Council that he would be the player most deserving of that honor.

FAMILIAR FACES ON DEFENSE

A look at the opening depth chart for the Wolfpack shows some familiar faces on the defensive side of the ball. In fact, *every single starter* listed on the defensive depth chart has started multiple games during his career. Those projected starters combine for 157 career starts.

The defense has shown steady improvement since Dave Doeren was named head coach in December of 2012. He inherited a team that had ranked 68th in the NCAA in total defense, giving up over 400 yards game. In 2013, NC State improved its national ranking (FBS) to 61st, but still gave up 399.4 yards per contest. Prior to 2014, the Wolfpack switched to a 4-2-5 alignment and improved to a No. 46 total defense ranking, allowing 373.1 yards per game.

Last season, that ranking was up to 29th, as the Pack gave up 350.7 yards per game. The Wolfpack’s passing yards allowed (2,642) in 2015 was the lowest total in 10 years. Here’s a look at the Pack’s defensive improvement under Doeren:

Year	FBS Rank	Yards Allowed
2012	68th	404.7
2013	61st	399.4
2014	46th	373.1
2015	29th	350.7

THE DIRTY “D” WORD

No one associated with NC State football will EVER again will we use the word “deep” at the running back position. The biggest question entering the 2015 campaign was how the Pack would deal with the plethora of depth at that spot.

By the time the season ended, the player who may have been fifth-team heading into the season was starting games.

A suspension, a season-ending injury and other less-serious injuries quickly whittled the RB corp down last season. In the last six games of 2015, five different RBs started.

GRADUATE TRANSFERS EARN STARTS

In the season opener, three first-time starters for NC State had started previously in their careers for other schools. Quarterback Ryan Finley graduated from Boise State after only three years and has three years left to play after earning a sixth year due to a season-ending injury. Placekicker Connor Haskins graduated from UNC Pembroke, where he led the team in scoring for three straight seasons (although he did not play in 2015). Center Joe Scelfo was an All-Sun Belt performer at South Alabama last season who is a



Capacity: 58,200 Surface: Natural Grass
 First Game: Oct. 8, 1966 Attendance: 14,306,926 in first 50 yrs.
 All-Time Record in CFS: 193-109-6

INDIVIDUAL RECORDS IN CARTER-FINLEY

Category	Mark	Player, Opponent	Year
Rushes	39	by Mike Voight of UNC	1975
Rushing Yards	251	Ted Brown of NC State vs. Penn St.	1977
Rushing Touchdowns	3	by many (last M. Dayes vs. Eastern Kentucky '15)	2013
All-Purpose Yards	279	Andre Brown of NC State vs. S. Miss	2005
Pass Attempts	63	by B.J. Symons of Texas Tech	2003
Pass Completions	41	by Matt Schaub of Virginia	2003
TD Passes	5	Mike Glennon of NC State vs. Maryland	2011
	5	by three opponents	
Passing Yards	586	by B.J. Symons of Texas Tech	2004
Receptions	15	Torry Holt of NC State vs. Wake Forest	1998
	15	by James Brim of Wake Forest	1986
Reception Yards	217	Jerricho Cotchery of NC State vs. UNC	2003
TD Receptions	3	Nasrallah Worthen vs. Duke	1988
	3	Koren Robinson of NC State vs. Georgia Tech	2000
	3	Jerricho Cotchery of NC State vs. Clemson	2001
TD Receptions	3	by Wali Lundy of Virginia	2003
Total Offense	618	by B.J. Symons of Texas Tech	2003
Punt Return Yards	117	by Jack Patterson of East Carolina	1971
Kickoff Return Yds	231	by Leroy Gallman of Duke	1992
Tackles	24	Bill Cowher of NC State vs. South Carolina	1977
	24	Bill Cowher of NC State vs. Clemson	1978
	24	Dantonio Burnette of NC State vs. Clemson	2001
	24	by 2 opponent players	

TEAM RECORDS IN CARTER-FINLEY

Points	67	vs. Western Carolina	1990
Touchdowns	9	vs. Western Carolina	1990
	9	vs. Murray State	2009
First Downs	35	vs. The Citadel	1983
Rushes	81	by North Carolina	1971
Rushing Yards	407	vs. Wake Forest	1973
Rushing TDs	7	vs. Western Carolina	1990
Pass Attempts	64	by Texas Tech	2003
Pass Completions	41	vs. Boston College	2010
	41	by Virginia	2003
Passing Yards	586	by Texas Tech	2003
TD Passes	5	vs. Maryland	2011
	5	by three opponents	
Total Offense	681	by Texas Tech	2003
Plays	97	by North Carolina	1971
Fumbles Lost	6	by Duke	1986
Penalties	20	by Clemson	2001
Penalty Yards	181	by Clemson	2001
Punts	12	by Wake Forest	2012
	12	by Western Carolina	1990
Interceptions by	6	vs. Florida State	1998
	6	by Wake Forest	1984
	6	by Clemson	1995
Punt Return Yards	126	vs. Florida State	2004
Kickoff Return Yds	276	by Duke	1992

definite starter at center.

The only graduate transfer who had ever started for NC State prior to the William & Mary contest was placekicker Steven Hauschka, who decided to forego dental school after graduating from Middlebury College in 2007 and come to NC State, where he would lead the ACC in field goal percentage (.889) and PAT kicking (1.000) that season. (The dental career is still on hold, as Hauschka has spent the last nine years in the NFL, winning a Super Bowl with the Seahawks).

REESTABLISHING RECEIVERS

Almost half of the Wolfpack's 114 receptions by wide receivers last season (53) were caught by players who will not see action in 2016. Senior Jumichael Ramos was the second-leading receiver on the team last year (leading all WRs) with 34 grabs. He underwent knee surgery this summer and will redshirt this year.

Johnathan Alston had 18 receptions last season before moving to cornerback during spring drills. (Incidentally, he will redshirt as well).

In the season opener, three players who did not see action in 2015 caught passes: true freshman Kelvin Harmon (2-53), converted quarterback Jakobi Meyers (1-9) and Stephen Louis (1-4).

Starters Nyheim Hines and Bra'Lon Cherry combined for 7 receptions for 78 yards and a TD in the opener.

KEEPING UP WITH THE JONESES

It's not an easy task at NC State. The Wolfpack has three Joneses listed in the starting lineup for Game 1: LT Tyler Jones, DT Justin Jones and FS Josh Jones.

Tyler Jones started games at left guard and right tackle last season, and got the nod at the crucial left tackle spot in the season opener. The redshirt sophomore now has seven starts, 12 games played and 612 career snaps under his belt.

Justin Jones was a top reserve on the d-line last season, playing in all 13 games and starting three. He also played in 10 contests as a freshman. He started the opener and played 26 snaps.

Josh Jones is the most experienced Jones on the squad. A two-year starter at strong safety, Josh moved to free safety for 2016, where his size and strength should be a huge benefit. He's started 20 career games, while playing in 26, and seen action in 1,428 snaps from scrimmage, plus numerous special teams snaps.

NEW FACES ON OFFENSE

The Wolfpack has two new coaches on the offensive staff for 2016.

Elijah Drinkwitz, regarded as one of college football's brightest young offensive minds, joined the Wolfpack staff in January as offensive coordinator and quarterbacks coach. He has led prolific offensive attacks at both Boise State and Arkansas State in recent years. A disciple of Gus Malzahn, Drinkwitz served on his staffs at the high school level and at Auburn.

As offensive coordinator for Boise State, Drinkwitz's offense ranked in the Top 15 in the nation in points per game and total offense in 2015. The Broncos averaged 39.1 points and over 500 yards of offense per game last season.



Dwayne Ledford also joined the Wolfpack staff in January as the offensive line coach and run game coordinator. The seven-year NFL veteran came to NC State after his fourth season coaching the offensive line at Appalachian State, and his third as co-offensive coordinator for the run game. The Mountaineers set a Sun Belt single season record with 11 wins in 2015, the team's first full year of FBS eligibility, and averaged 257.2 rushing yards per game over the past two seasons.

DUAL THREAT

Nyheim Hines was quick out of the blocks as a college athlete ... literally.

Hines had a stellar rookie campaign on the gridiron, earning freshman All-America honors from Athlon and 247sports.com. Also an honorable mention All-ACC performer, Hines already boasts the second-best career kickoff return average in school history (26.3), while his 920

#UNIWATCH

William & Mary:		Louisville:	?
East Carolina:		Boston College:	?
Old Dominion:	?	Florida State:	?
Wake Forest:	?	Syracuse:	?
Notre Dame:		Miami:	?
Clemson:	?	UNC-CH:	?

SERIES RECORD
East Carolina

(16-12-0)

Home: 14-8; Away: 1-2; Neutral: 1-2

Date	St.	Res.	Score
10/10/70	H.	W	23-6
10/23/71	H.	L	15-31
10/21/72	H.	W	38-16
9/8/73	H.	W	57-8
10/5/74	H.	W	24-20
9/6/75	H.	W	26-3
9/18/76	H.	L	14-23
9/3/77	H.	L	23-28
9/9/78	H.	W	29-13
9/8/79	H.	W	34-20
11/22/80	H.	W	36-14
9/19/81	H.	W	31-10
9/11/82	H.	W	33-26
9/10/83	H.	L	16-22
9/29/84	H.	W	31-22
9/7/85	H.	L	14-33
9/6/86	H.	W	38-10
9/5/87	H.	L	14-32
1/1/92	N1.	L	34-37
11/30/96	N2.	L	29-50
11/22/97	H.	W	37-24
11/20/99	A.	L	6-23
11/27/04	N3.	W	52-14
11/25/06	H.	L	16-21
10/20/07	A.	W	34-20
9/20/08	H.	W	30-24
10/16/10	A.	L	27-33 ^{OT}
11/23/13	H.	L	28-42

1 - Peach Bowl, Atlanta, Ga.; 2 - Charlotte, N.C.;
3 - Charlotte, N.C.



NC State vs. East Carolina

KOR yards as a rookie rank 10th on the Wolfpack career list. He tallied 1,419 all-purpose yards for his rookie season - the ninth-best mark in school history and the second-best ever by a Pack freshman - while seeing action at wide receiver, running back and as a returner.

As soon as football season ended, Hines traded his cleats for spikes and went on to an equally stellar freshman track campaign. He earned first-team outdoor All-America honors in the 4x100 relay while running the leadoff leg (the first Wolfpack relay squad since 1991 to earn AA honors). He also won an ACC title in the event with the squad that posted the second-fastest time in school history (39.11).

Individually, Hines finished the year with All-ACC honors in the 60m and 100m dashes. He posted the fourth-fastest 60m dash mark in school history with a 6.74 and added a speedy 100m dash PR of 10.42 - good for the eighth-fastest time among college football players who also run track.

CENTER OF ATTENTION

When someone graduates after starting 37 straight games and playing 2,774 snaps in three years, there typically isn't an experienced backup to take his place. However in 2016, the Wolfpack has replaced Quinton Schooley, who started 37 straight games at center, with one who has started 36 straight collegiate games at the same position.

What makes the situation even more unique, is that although this experienced newcomer hadn't played *for* the Wolfpack before the opener, he had played *against* his new team.

Graduate transfer Joe Scelfo (pronounced SELL fo) was a first-team All-Sun Belt performer last season at South Alabama, where he graded out at 90 percent or better in six contests and did not surrender a sack. He has been named to the Rimington Award preseason watch list for 2016 after being on that list and the Lombardi watch list in 2015.

Scelfo started and played the entire game when the Wolfpack visited Mobile last season. In the season opener, he started and played all but six snaps.

OFFENSIVE FIREPOWER

Although Dave Doeren has coached the Wolfpack for just three seasons, his squads have posted some of the best single-season offensive marks in school history. In his 38 games, NC State has scored 40+ points 11 times.

Here's a look at where the offensive stats for the past two seasons rank in school history:

Category	Year	Mark	NCSU Rank
Total Offense	2015	5,367	4th
	2014	5,311	5th
Yards Per Game	2015	412.8	5th
	2014	408.5	7th
Scoring	2015	432 pts.	3rd
	2014	392 pts.	7th
Completion Pct.	2015	.596	7th
	2014	.588	10th
Yards Per Play	2015	5.6	8th
	2014	6.0	2nd

SPECIAL FORCES

In 2015, the Wolfpack special teams posted some of the best marks in NC State history, both in returns and coverage. NC State was one of only two schools in the FBS to finish in the top 20 in both kickoff returns and punt returns.

The special teams unit, which calls itself "Special Forces" posted the second-best kickoff return average (25.7 yds.) in school history as well as the seventh-best punt return mark (13.0 yds.). Punt returner Bra'Lon Cherry and kickoff returner Nyheim Hines were both named honorable

CAREER STARTS BY POSITION (at NC State)

OFFENSE										
LT	LG	C	RG	RT	TE	QB	RB	FB	WR	PK
T. Jones 1	Kennedy 1 T. Jones 2 G. Bradbury 1	Scelfo 1	Adams 23	Richardson 10 T. Jones 4	Cook 7 Samuels 1	Finley 1	Dayes 13 Samuels 1 Gallaspy 1 Hines 2 Nichols 2	Samuels 12	Cherry 17 Ramos 9 Alston 10 Trowell 7 Hines 3 Louis 3	Bambard 13 Haskins 1
DEFENSE										
DE	DT	MLB	WLB	CB	SS	FS	Nickel	P	LS	
Chubb 14 McKever 2 Street 1	Nelson 11 Hill 19 Street 9 Ju. Jones 4	Fernandez 19 Moore 8	Moore 10 Nicholson 4	Tocho 24 Stevens 11	Jo. Jones 19 Boone 3	Pratt 1 Jo. Jones 1	Dra. Wright 26	Cole 14	Griffiths 14	

mention All-ACC performers, while Hines was named a freshman All-American as a returner.

Hines posted the ninth-best single-season kickoff return average (26.3) ever for a Pack player and already ranks 10th in school history in career kickoff return yards (920).

Cherry's 13.3 punt return average in 2015 ranks ninth in the NC State record books for a single season, while his 358 punt return yards is the third-best single-season mark ever.

On the defensive side, the opponent's punt return yardage was the lowest in school history (52) in 2015 and the Wolfpack ranked eighth in the FBS in punt return defense. The Wolfpack has ranked in the top five in the ACC in kickoff return defense each of the past two seasons.

WONDERFUL WALK-ONS

NC State has boasted a strong walk-on program during Dave Doeren's short tenure. Eight current or former walk-ons saw game action in the season opener, 12 played in 2015, 11 played in 2014 and 10 played during his first season at NC State.

In just 46 months, Doeren has awarded scholarships to 13 different walk-ons, including six players on the current squad: Clark Eyers, Ben Grazen, Ford Howell, Nick Lacy, Gavin Locklear and Josh Taylor.

TURNING THE TASSEL

Since Dave Doeren was named head coach of the Wolfpack, 67 NC State football student-athletes have earned their degrees. That means an average of almost 10 players have graduated in each of the past seven graduation ceremonies (fall or spring).

BAND OF BROTHERS

When offensive line coach Dwayne Ledford came to NC State in January of 2016, he immediately named his offensive line unit the "Band of Brothers." "That's what's special," he told them. "A group of men from different backgrounds and circumstances coming together through football and all it entails to form an unbreakable bond that is everlasting."

That group faced one of the toughest rebuilding jobs on the team for 2016, as three three-year starters from 2015 completed their eligibility: All-American tackle Joe Thuney (who is starting for the New England Patriots), guard Alex Barr and center Quinton Schooley.

During spring drills, a fourth returning starter, Tony Adams, was out with an injury, while the fifth, Will Richardson, was suspended. Only four players on the offensive line were healthy during spring drills.

KICKING COMPETITION

Three placekickers see action for the Wolfpack in the season opener: Kyle Bambar and Connor Haskins kicked extra points and Bambar and Jackson Maples handled kickoffs. The Pack did not attempt a field goal.

Kyle Bambar started every game as a true freshman last season at placekicker. He struggled some early, hitting just three of his first nine attempts, but was good on four of his last five - missing only from 46 yards - in the second half of the year. He battled in the preseason for the starting PK job with graduate transfer Connor Haskins, who did not play football in 2015. The UNC Pembroke alum connected on .717 of his career FG attempts at UNCP with a long of 50 yards at his previous school.

Jackson Maples has often been the forgotten man in the special teams unit, but 39 of his 73 kickoffs resulted in touchbacks last season.

PROTECTING THE ROCK

The 2015 Wolfpack set a school record for fewest turnovers, losing the ball on an interception or fumble just 13 times. The six interceptions thrown by quarterback Jacoby Brissett (now with the New England Patriots) tied as the second-lowest mark since 1953, while the seven fumbles lost was also one of the lowest marks in school history.

Since 1953, only seven Wolfpack squads have posted single-digit totals in both interceptions and fumbles lost. In the past 48 years (since 1967), only four teams have accomplished that mark, and two of those squads were coached by Dave Doeren.

Here's a look at the squads that have posted single-digit totals in INTs and fumbles since 1953:

Year	Int	Fumbles Lost	Total Turnovers
------	-----	--------------	-----------------

WOLFPACK STORYLINES

315 lb. offensive guard **Tony Adams** played competitive tennis all of his life before coming to NC State. He picked up the sport at the age of 2! His father, Carl Adams, was the head wrestling coach at Boston University for 34 years.

OG **Garrett Bradbury's** father Tim played college football at Eastern Washington. He was a tight end and his quarterback was current Florida head coach Jim McElwain.

Junior defensive end **Bradley Chubb's** brother Brandon was a starting linebacker at Wake Forest and now plays for the LA Rams. His cousin Nik plays RB at Georgia.

Freshman punter A.J. Cole III has spent his last three spring breaks on a mission trip to Kenya. He is sponsoring a young man to attend Mountain Park Academy in Kenya. Last year, two of his teammates (Nick Lacy and Brady Bodine) also made the trip.

TE **Cole Cook's** mother, the former Kelli Casteel, played basketball for the legendary Pat Summit at Tennessee. During her career (1989-92) with the Lady Vols, the team won two national titles, advanced to an Elite Eight and another Sweet 16. His father, Stan, is a former professional baseball player.

OT **Peter Daniel** is listed at 294 lbs. In 2014, he weighed 212 lbs.

Sophomore wideout **Nyheim Hines** was an All-American for the Wolfpack track team with the 4x100 meter relay squad. His twin sister, Nyah, is also a member of the Wolfpack track squad.

C **Joe Scelfo**, who was an All-Sun Belt performer last season at South Alabama, is the son of a former Tulane head coach Chris Scelfo. His dad recently was the tight ends coach for the Atlanta Falcons.

QB **Jalan McClendon** stands at 6'5. When he was a freshman in high school, he was 5'9 and was a triple option quarterback. Dave Doeren says he plays with a 'little man's mentality.'

Cornerback **Jack Tocho** is the star of his own web series: "You Don't Know Jack!"

Nickel **Dravious Wright** was diagnosed with Crohn's disease in 2014 and undergoes frequent treatments to keep the disease in check.

2015	6	7	13
2014	6	9	15
2001	7	6	13
1991	9	8	17
1967	6	8	14
1965	7	8	16
1961	6	9	15

QBU

Four former Wolfpack quarterbacks enter the 2016 season on the depth chart of an NFL team and NC State is one of only two schools nationally (USC) that has more than one alum starting at QB in the NFL.

Philip Rivers, a first-round NFL pick in 2004, is entering his 11th season as the starter for the San Diego Chargers. Rivers is a five-time NFL Pro Bowl selection and led the AFC in passing yards in 2015. His career passer rating of 95.7 ranks fourth in NFL history for quarterbacks with at least 1,500 passing attempts, while he ranks third in consecutive starts by a QB.

Since he joined the NFL as a third-round pick in 2012, Russell Wilson has started every game for the Seattle Seahawks. He has two Super Bowl appearances, including one victory, on his resume and been invited to the Pro Bowl following three of his first four seasons. On July 31, 2015, Wilson signed a four-year, \$87.6 million contract extension with the Seahawks, making him the second-highest paid player in the NFL at the time.

In addition to those two Pack alums who are starting NFL QBs, two recent NC State starters are also on NFL rosters. Mike Glennon was a third-round pick of the Tampa Bay Bucs in 2013, and has thrown for 4,025 yards and 29 touchdowns in three seasons. In April, Jacoby Brissett was a third-round selection of the New England Patriots.

Seventeen of the 96 quarterbacks listed on NFL three-deeps are from current ACC schools, but only NC State has more than two. In fact, former NC State signal callers account for 23.5 percent (4 of 17) of the former ACC QBs in the NFL.

School	Alums on NFL 3-deeps	NFL Starters
USC	5	2
NC State	4	2
Michigan State	4	1
Michigan	3	1
Oregon State	3	1

COMMUNITY SERVICE

One of the cornerstones of Dave Doeren’s vision for NC State football is giving back to the community. His passion for service has been contagious, as now many members of his team are taking the initiative to find ways to give back individually and not just as part of the team.

During Doeren’s tenure with the Wolfpack, his athletes have turned in over 5,000 collective hours of community service. His squad has won the NC State Athletics Community Service Award each of the past two years. In addition to countless initiatives that the players can sign up for, each position group has also chosen its own opportunity. In recent months the DBs, LBs and nickels participated in the MADD Walk, the RBs and WRs worked at a Foster Kids Clinic, the quarterbacks visited the Wake Med Children’s Hospital and the tight ends and fullbacks worked with “Note in the Pocket,” which provides clothing for impoverished children in Wake County.

REAL WORLD WEDNESDAYS

One of the goals of the Wolfpack coaching staff is to help its student-athletes succeed not only on the football field, but in life after football. To help his team achieve this goal, head coach Dave Doeren instituted “Real World Wednesdays” in 2015.

During Wednesday team meetings throughout the offseason, speakers have come in to present a variety of topics, including domestic violence, dealing with police, drug abuse, dining etiquette, proper dress attire, “What is masculinity?” and basic finances.

Irwin Holmes, NC State’s first African-American graduate and student-athlete, spoke to the team about his experiences, while former players Levar Fisher, DaJuan Morgan, Perry Williams and Danny Peebles have also brought messages to the squad.

HEAD COACH DAVE DOEREN

Drake '93 • 19-20 at NC State, 42-24 overall

- 67 Wolfpack players have earned their degrees since Doeren became head coach.
- NC State tied the school record for fewest turnovers (13) in 2015.
- NC State has tallied 7,994 rushing yards in the past three seasons, the highest three-year output since 1973-75, when the ACC's all-time leading rusher Ted Brown was playing for the Wolfpack.
- Two of the top five total offense outputs in school history: 5,367 (4th) in 2015 and 5,311 (5th) in 2014.
- Passing yards allowed (2,642) in 2015 was lowest in 10 years.
- First downs allowed (236) in 2015 was lowest in 10 years.
- Two of the top seven yards/game marks in school history: 412.8 (5th) in 2015, 408.5 (7th) in 2014.
- Two of the top seven scoring seasons in school history: 432 pts. (3rd) in 2015 and 392 pts (7th) in 2014.
- Two of the top five rushing outputs in school history: 2,659 (4th) in 2014 and 2,627 (5th) in 2015.
- Two of the top 10 completion percentage marks: .596 (7th) in 2015 and .588 (10th) in 2014.
- Two of the top 8 yards/play averages in school history: 6.0 (2nd) in 2014 and 5.6 (8th) in 2015.
- 2015 squad posted the 7th best punt return average in school history (13.0) and the 2nd best kickoff return average (25.7).
- Opponent punt return yardage was the lowest in school history (52) in 2015.
- Led NC State to four straight 40+ scoring games for the first time in school history in 2014.
- Brought in NC State's highest-ranked recruiting class in over a decade in 2014.
- Wolfpack has posted its highest team GPA in over 15 years and completed over 5,000 hours of community service under Doeren.
- Won back-to-back MAC titles at Northern Illinois in 2011 and 2012. Led the Huskies to the first BCS berth ever for a MAC team.
- Never lost a home game during his tenure at NIU.
- Only Alabama's Nick Saban had more wins than Doeren for the 2011-12 seasons.
- NIU's Academic Progress Rate ranked among the top five nationally. The Wolfpack posted its highest GPA ever during his first

- semester at the helm of the program.
- ✓ Has coached in the Big Ten (Wisconsin), Big 12 (Kansas), Pac 12 (USC), Missouri Valley (Drake) and for the FCS national champion (Montana).
- ✓ A 2012 Eddie Robinson Coach of the Year Award finalist.
- ✓ An Academic All-American at Drake, where he played tight end.



QUICK FACTS

Playing Experience:

High School: Played at Bishop Miege High School;
College: Four-year letterwinner at tight end and Academic All-American at Drake.

Education:

Earned a BS in pre-medical biology from Drake in 1993, a master's degree in educational leadership from Drake in 1999 and began work on his Ph.D. at USC.

Personal Data:

Married to the former Sara Vander Woude from Chariton, Iowa. The couple has three sons: Jacob (17), Luke (14), Connor (10).

YEAR-BY-YEAR WITH DAVE DOEREN

Year	School	Position	Rec.	Postseason	Notes
1994	Shawnee Mission HS	Assistant Coach			
1995	Drake	Linebackers	8-1-1		
1996	Drake	Linebackers	8-3		
1997	Drake	Linebackers/Def. coor.	8-3		
1998	USC	Graduate Assistant	8-5	Sun Bowl	
1999	USC	Graduate Assistant	6-6		
2000	Montana	Defensive Secondary	13-2	IAA Runner-ups	Big Sky Champions
2001	Montana	Defensive Secondary	15-1	I-AA Champions	Big Sky Champions
2002	Kansas	LB/Recruiting Coordinator	2-10		
2003	Kansas	LB/Recruiting Coordinator	6-7	Tangerine Bowl	
2004	Kansas	LB/Recruiting Coordinator	4-7		
2005	Kansas	LB/Co-Def. Coordinator	7-5	Ft. Worth Bowl	
2006	Wisconsin	Co-Def. Coor./Rec. Coor./LBs	12-1	Capital One Bowl	
2007	Wisconsin	Co-Def. Coor./Rec. Coor./LBs	9-4	Outback Bowl	
2008	Wisconsin	Defensive Coordinator/LBs	7-6	Champs Sports Bowl	
2009	Wisconsin	Defensive Coordinator/LBs	10-3	Champs Sports Bowl	
2010	Wisconsin	Defensive Coordinator/LBs	11-2	Rose Bowl	Big 10 Champions
2011	Northern Illinois	Head Coach	11-3	GoDaddy.com Bowl	MAC Champions
2012	Northern Illinois	Head Coach	12-1	*Orange Bowl	MAC Champions
2013	NC State	Head Coach	3-9		
2014	NC State	Head Coach	8-5	Bitcoin St. Pete Bowl	2nd improvement in FBS
2015	NC State	Head Coach	7-6	Belk Bowl	School record for fewest TOs

* - Team competed in Orange Bowl after Doeren was named head coach at NC State

DEPTH CHART VS. EAST CAROLINA

OFFENSE

Pos.	No.	Name	Hgt.	Wgt	Class	Hometown
LT	53	Tyler Jones	6'3	300	RS - So.	Stone Mountain, Ga.
	74	Emanuel McGirt	6'6	295	RS - Fr.	Durham, N.C.
LG	65	Garrett Bradbury	6'3	293	RS - So.	Charlotte, N.C.
	56	Bryce Kennedy	6'3	305	RS - Gr.	Southern Pines, N.C.
C	66	Joe Scelfo	6'1	300	RS - Gr.	Bogart, Ga.
	59	John Tu'uta	6'3	280	RS - Sr.	Fredericksburg, Va.
RG	50	Tony Adams	6'2	315	Jr.	Charlotte, N.C.
	70	Terronne Prescod	6'5	338	RS - So.	Decatur, Ga.
RT	54	Will Richardson	6'6	303	RS - So.	Burlington, N.C.
	64	Peter Daniel	6'6	294	RS - Jr.	Raleigh, N.C.
FB	1	Jaylen Samuels	5'11	223	Jr.	Charlotte, N.C.
	86	Thaddeus Moss	6'4	247	Fr.	Charleston, W.V.
Y	48	Cole Cook	6'6	250	Jr.	Carrollton, Ga.
	41	Clark Eyers	6'5	252	RS - Sr.	Dunn, N.C.
	88	Pharoah McKeever	6'6	260	RS - Jr.	Tabor City, N.C.
Z	13	Bra'Lon Cherry	5'11	191	Sr.	New Bern, N.C.
	24	Chandler Belk	5'11	170	RS - Fr.	Winston-Salem, N.C.
X	12	Stephen Louis	6'2	215	RS - So.	W. Palm Beach, Fla.
	3	Kelvin Harmon	6'3	196	Fr.	Palmyra, N.J.
H	7	Nyheim Hines	5'9	197	So.	Garner, N.C.
	8	Maurice Trowell	5'11	191	RS - So.	Durham, N.C.
	30	Gavin Locklear	5'10	186	RS - Jr.	Apex, N.C.
QB	15	Ryan Finley	6'4	200	RS - So.	Phoenix, Az.
	2	Jalan McClendon	6'5	212	RS - So.	Charlotte, N.C.
RB	21	Matt Dayes	5'9	203	Sr.	Ft. Lauderdale, Fla.
	27	Dakwa Nichols	5'9	195	RS - Jr.	Rockingham, N.C.
	25	Reggie Gallaspy II	5'11	225	So.	High Point, N.C.
	22	Johnny Frasier	5'10	224	RS - Fr.	Princeton, N.C.

DEFENSE

FE	35	Kentavius Street	6'2	290	Jr.	Greenville, N.C.
	45	Darian Roseboro	6'4	285	So.	Lincolnton, N.C.
T	27	Justin Jones	6'2	300	Jr.	Austell, Ga.
	91	Eurndraus Bryant	6'1	345	So.	N. Charleston, S.C.
N	98	B.J. Hill	6'4	300	Jr.	Charlotte, N.C.
	94	Monty Nelson	6'2	315	Sr.	Plantation, Fla.
BE	9	Bradley Chubb	6'4	273	Jr.	Marietta, Ga.
	39	James Smith-Williams	6'4	220	RS - Fr.	Raleigh, N.C.
MLB	4	Jerod Fernandez	6'0	220	RS - Jr.	Sanford, Fla.
	44	Ford Howell	6'1	240	RS - Jr.	Memphis, Tenn.
WLB	58	Airius Moore	6'0	237	Jr.	Beavercreek, Ohio
	32	Riley Nicholson	6'0	229	So.	Kissimmee, Fla.
NIC	8	Dravious Wright	5'10	208	Sr.	Vero Beach, Fla.
	6	Niles Clark	5'11	186	RS - Gr.	Marietta, Ga.
LC	29	Jack Tocho	6'0	200	Gr.	Charlotte, N.C.
	25	Sean Paul	5'11	192	RS - Jr.	Vero Beach, Fla.
SS	24	Shawn Boone	5'10	201	Jr.	W. Palm Beach, Fla.
	31	Jarius Morehead	6'1	213	RS - Fr.	Whitsett, N.C.
FS	11	Josh Jones	6'2	215	RS - Jr.	Walled Lake, Mich.
	14	Dexter Wright	6'2	225	RS - So.	Wilson, N.C.
RC	2	Mike Stevens	5'11	190	Jr.	Charlotte, N.C.
	21	Nick McCloud	6'2	175	Fr.	Rock Hill, S.C.
	10	Freddie Phillips, Jr.	6'1	200	So.	Pelion, S.C.

SPECIALISTS

PK	92	Kyle Bambard	5'8	190	So.	Wixom, Mich.
	OR 33	Connor Haskins	5'8	176	RS - Gr.	Lumberton, N.C.
P	90	A.J. Colle III	6'4	230	So.	College Park, Ga.
SN	57	Tyler Griffiths	6'2	230	So.	Indian Trail, N.C.
KO	97	Jackson Maples	5'10	195	RS - So.	West End, N.C.
KOR	7	Nyheim Hines	5'9	197	So.	Garner, N.C.
PR	13	Bra'Lon Cherry	5'11	191	Sr.	New Bern, N.C.

CAREER STARTS

Player	13	14	15	16	Total
Tony Adams, OG	-	9	13	1	23
Johnathan Alston, WR	0	6	4	-	10
Kyle Bambard, PK	--	--	13	-	13
Shawn Boone, SS	-	0	2	1	3
Garrett Bradbury, OT	-	-	-	1	1
Bra'Lon Cherry, WR	1	7	8	1	17
Bradley Chubb, DE	--	--	13	1	14
A.J. Cole, III, P	--	--	13	1	14
Cole Cook, TE	--	2	5	-	7
Matt Dayes, HB	0	4	8	1	13
Jerod Fernandez, LB	-	10	8	1	19
Ryan Finley, QB	-	-	-	1	1
Reggie Gallaspy, T	--	--	1	-	1
Connor Haskins, PK	-	-	-	1	1
B.J. Hill, DT	--	5	13	1	19
Nyheim Hines, WR/TB	--	--	4	1	5
Josh Jones, SS	--	8	11	1	20
Justin Jones, DT	--	0	3	1	4
Tyler Jones, OG	--	--	6	1	7
Bryce Kennedy, OG	0	0	1	-	1
Stephen Louis, WR	--	2	-	1	3
Pharoah McKeever, TE	--	2	-	-	2
Airius Moore, LB	--	4	13	1	18
Monty Nelson, DT	5	5	1	-	11
Dakwa Nichols, RB	--	0	2	-	2
Riley Nicholson, LB	--	--	4	-	4
Germaine Pratt, S	--	1	-	-	1
Jumichael Ramos, WR	2	0	7	-	9
Will Richardson, OT	--	--	9	1	10
Jaylen Samuels, FB	--	2	10	1	13
Joe Scelfo, C	-	-	-	1	1
Mike Stevens, CB	--	0	10	1	11
Kentavius Street, DT	--	0	9	1	10
Jack Tocho, CB	7	13	3	1	24
Maurice Trowell, WR	--	--	7	-	7
Dra. Wright, Nick	--	12	13	1	26

PRONUNCIATION CHART

Dave Doeren	DOOR in
Dylan Autenreith	AWE ten reeth
Brady Bodine	beau DEEN
Eurndraus Bryant	ahn DRAY us
Bra'Lon Cherry	BRAY lohn
Jerod Fernandez	JEHR uhd
Reggie Gallaspy	Gahl LASS bee
Nyheim Hines	nah HEEM
Deonte Holden	dee AHN tay
Stephen Louis	steff AHN LOO iss
Jalan McClendon	JAY lahn
Pharoah McKeever	FAIR row mac KEE vehr
Jakobi Meyers	jah KOH bee
Airius Moore	AIR ee us
Jarius Morehead	JAIR ee us
Dakwa Nichols	dah QUAY
Terronne Prescod	TERR ahn PRESS cod
Jaylen Samuels	JAY lenn
Joe Scelfo	SELL fo
Kentavius Street	ken TAY vee us
Daeshawn Stephens	day SHAWN
Jack Tocho	TOE choe

WOLFPACK ROSTERS

ALPHABETICAL ROSTER

No.	Name	Pos.	Ht.	Wt.	Cl.	Exp	Hometown (Last School)
50	Tony Adams	OG/C	6'2	315	Jr.	2VL	Charlotte, N.C. (Independence)
54	Davion Allred	DE	6'0	228	*Jr.	SQ	Raleigh, N.C. (Millbrook)
15	Johnathan Alston	CB	6'0	203	Sr.	3VL	Bunn, N.C. (Bunn)
42	Dylan Autenrieth	TE	6'4	220	Fr.	HS	Dallas, Ga. (N Paulding)
92	Kyle Bambard	PK	5'8	190	So.	1VL	Wixom, Mich. (Walled Lake Western)
19	Bryce Banks	CB	6'2	184	Fr.	HS	Columbia, Mo. (Rock Bridge)
24	Chandler Belk	WR	5'11	170	*Fr.	RS	Winston-Salem, N.C. (Reagan)
69	Evin Bellamy	DE	6'2	216	*Fr.	SQ	Leland, N.C. (N. Brunswick)
75	Hampton Billips	DE	6'7	247	*So.	SQ	Greensboro, N.C. (NW Guilford)
33	Brady Bodine	RB	5'10	200	*So.	1VL	Camp LeJeune, N.C. (Camp Lejeune NC)
24	Shawn Boone	SAF	5'10	201	Jr.	2VL	W. Palm Beach, Fla. (Dwyer)
73	Grant Bowman	DT	6'1	275	*So.	SQ	Wilmington, N.C. (Laney)
65	Garrett Bradbury	OG	6'3	293	*So.	1VL	Charlotte, N.C. (Charlotte Christian)
29	Marquise Braxton	FB	6'1	216	*Fr.	RS	Greenville, N.C. (Rose)
52	Kendall Brown	OT	6'4	265	Fr.	HS	Jacksonville, Fla. (Trinity Christian)
36	William Brown III	CB	5'10	185	*Fr.	SQ	Raleigh, N.C. (Cardinal Gibbons)
91	Eurndraus Bryant	DT	6'1	325	So.	1VL	N. Charleston, S.C. (Ft. Dorchester)
73	Justin Chase	OT	6'6	285	Fr.	HS	Chesapeake, Va. (Great Bridge)
13	Bra'Lon Cherry	WR	5'11	191	Sr.	2VL	New Bern, N.C. (New Bern)
9	Bradley Chubb	DE	6'4	275	Jr.	2VL	Marietta, Ga. (Hillgrove)
6	Niles Clark	NIC	5'11	186	*Gr.	2VL	Marietta, Ga. (Lassiter)
90	A.J. Cole III	P	6'4	230	So.	1VL	College Park, Ga. (Woodward Academy)
48	Cole Cook	TE	6'6	250	Jr.	2VL	Carrollton, Ga. (Carrollton)
14	Woody Cornwell	QB	6'2	210	*So.	SQ	Lake Junaluska, N.C. (Tuscola)
31	Tyler Dabbs	WR	5'9	179	Fr.	HS	Eden, N.C. (Morehead)
38	Will Dabbs	SAF	5'11	187	Fr.	HS	Eden, N.C. (Morehead)
96	Peter Daniel	OT	6'6	294	*Jr.	1VL	Raleigh, N.C. (Broughton)
26	Jacob Davis	RB	6'0	209	Jr.	SQ	Farmville, N.C. (Farmville Central)
21	Matthew Dayes	RB	5'9	203	Sr.	3VL	Ft. Lauderdale, Fla. (Cypress Bay)
46	Logan DeBoer	LB	6'2	230	Fr.	HS	McKees Rocks, Pa. (Montour/Fork Union)
43	Will Eason	WR	5'7	169	Fr.	HS	Charlotte, N.C. (Mallard Creek)
41	Clark Eyers	TE	6'5	252	*Sr.	SQ	Dunn, N.C. (Midway)
38	Miles Faison	WR	6'2	160	Fr.	HS	Greensboro, N.C. (Page)
4	Jerod Fernandez	LB	6'0	220	*Jr.	2VL	Sanford, Fla. (Lake Mary)
15	Ryan Finley	QB	6'4	200	*Gr. (Jr.)	TR	Phoenix, Az. (Boise State/Paradise Valley)
75	Bryce Folsom	OL	6'4	263	Fr.	HS	Alpharetta, Ga. (Chattahoochee)
22	Johnny Frasier	RB	5'10	224	*Fr.	RS	Princeton, N.C. (Princeton)
90	Ben "Shug" Frazier	DT	6'2	321	Fr.	HS	Buford, Ga. (Buford)
4	Reggie Gallaspy II	RB	5'11	225	So.	1VL	High Point, N.C. (S. Guilford)
76	Harrison Gee	OL	6'3	278	Fr.	HS	Burlington, N.C. (Walter Williams)
13	J.J. Givens	CB	6'2	174	Fr.	HS	Richmond, Va. (Atlee)
80	Ben Grazen	WR	5'9	190	*Jr.	SQ	Cary, N.C. (Cardinal Gibbons)
84	Vernon Grier	WR	5'10	180	*Fr.	RS	Charlotte, N.C. (Mallard Creek)
57	Tyler Griffiths	LS	6'2	230	So.	1VL	Indian Trail, N.C. (Sun Valley)
3	Kelvin Harmon	WR	6'3	196	Fr.	HS	Palmyra, N.J. (Palmyra)
33	Connor Haskins	PK	5'8	176	*Gr.	TR	Lumberton, N.C. (Lumberton/UNC Pembroke)
98	B.J. Hill	DT	6'4	313	Jr.	2VL	Oakboro, N.C. (W. Stanley)
7	Nyheim Hines	RB	5'9	197	So.	1VL	Garner, N.C. (Garner)
55	Deonte Holden	DE	6'4	240	*So.	SQ	Landover, Md. (Dematha Catholic)
47	Garrett Hooker	LB	6'2	247	Fr.	HS	High Point, N.C. (Ledford)
44	Ford Howell	LB	6'1	240	*Jr.	1VL	Memphis, Tenn. (University School/WFU)
99	Quentez Johnson	DT	6'2	330	*Fr.	RS	Ellenwood, Ga. (Cedar Grove)
11	Josh Jones	SAF	6'2	215	*Jr.	2VL	Walled Lake, Mich. (Walled Lake Western)
27	Justin Jones	DT	6'2	312	Jr.	2VL	Austell, Ga. (S. Cobb)
53	Tyler Jones	OT	6'3	300	*So.	1VL	Stone Mountain, Ga. (Stephenson)

NUMERICAL ROSTER

No.	Name	Pos.
1	Jaylen Samuels	TE/FB
2	Mike Stevens	CB
2	Jalan McClendon	QB
3	Kelvin Harmon	WR
3	Germaine Pratt	LB
4	Jerod Fernandez	LB
4	Reggie Gallaspy II	RB
5	Josh Taylor	QB
6	Niles Clark	NIC
6	Dylan Parham	QB
7	Nyheim Hines	RB
8	Maurice Trowell	WR
8	Dravious Wright	NIC
9	Bradley Chubb	DE
10	Freddie Phillips, Jr.	CB
11	Josh Jones	S
12	Nicholas Lacy	CB
12	Stephen Louis	WR
13	Bra'Lon Cherry	WR
13	J.J. Givens	CB
14	Dexter Wright	S
14	Woody Cornwell	QB
15	Johnathan Alston	CB
15	Ryan Finley	QB
16	Jakobi Meyers	QB
19	C.J. Riley	WR
19	Bryce Banks	CB
20	Trae Meadows	NIC
21	Matthew Dayes	RB
21	Nick McCloud	CB
22	Johnny Frasier	RB
22	Isaiah Stallings	S
24	Shawn Boone	S/NIC
24	Chandler Belk	WR
25	Sean Paul	CB
26	Jacob Davis	RB
27	Justin Jones	DL
27	Dakwa Nichols	RB
29	Jack Tocho	CB
29	Marquise Braxton	FB
30	Gavin Locklear	WR
30	James Valdez	CB
31	Jarius Morehead	S
31	Tyler Dabbs	WR
32	Riley Nicholson	LB
33	Brady Bodine	RB
33	Connor Haskins	PK
34	Tiim Kidd-Glass	S
35	Kentavious Street	DT
36	Brock Miller	LB
36	William Brown	CB
37	Josh Sessoms	S
38	Will Dabbs	S
38	Miles Faison	WR
39	James Smith-Williams	DE

NC State vs. East Carolina

No.	Name	Pos.	Ht.	Wt.	Cl.	Exp	Hometown (Last School)
79	Ben Kaiser	OL	6'3	250	*Jr.	TR	Pasadena, Ca. (Pasadena CC/S. Pasadena)
56	Bryce Kennedy	OG	6'3	305	*Gr.	2VL	Southern Pines, N.C. (Pinecrest)
34	Tim Kidd-Glass	SAF	6'0	206	Fr.	HS	Danville, Va. (George Washington)
12	Nicholas Lacy	CB	5'7	182	*Jr.	1VL	Pinehurst, N.C. (Pinecrest)
30	Gavin Locklear	WR	5'10	186	*Jr.	1VL	Apex, N.C. (Apex)
12	Stephen Louis	WR	6'2	215	*So.	1VL	W. Palm Beach, Fla. (Palm Beach Lakes)
97	Jackson Maples	PK	5'10	195	*So.	SQ	West End, N.C. (Pinecrest)
2	Jalan McClendon	QB	6'5	212	*So.	SQ	Charlotte, N.C. (W. Mecklenburg)
21	Nick McCloud	CB	6'2	175	Fr.	HS	Rock Hill, S.C. (S. Pointe)
74	Emanuel McGirt, Jr.	OT	6'6	295	*Fr.	RS	Durham, N.C. (Hillside)
88	Pharoah McKeever	TE	6'6	260	*Jr.	2VL	Tabor City, N.C. (S. Columbus)
20	Trae Meadows	NIC	6'1	185	Fr.	HS	Greensboro, N.C. (Dudley)
16	Jakobi Meyers	QB	6'2	188	*Fr.	RS	Lithonia, Ga. (Arabia Mountain)
36	Brock Miller	LB	6'4	210	Fr.	HS	Port St. Lucie, Fla. (Carroll Catholic)
58	Airius Moore	LB	6'0	237	Jr.	2VL	Beavercreek, Ohio (Beavercreek)
31	Jarius Morehead	SAF	6'1	213	*Fr.	RS	Whitsett, N.C. (E. Guilford)
87	Stephen Morrison	WR	5'11	201	*So.	SQ	Weddington, N.C. (Weddington)
86	Thaddeus Moss	TE/FB	6'4	247	Fr.	HS	Charleston, W.V., (Mallard Creek)
94	Monty Nelson	DT	6'2	315	Sr.	3VL	Plantation, Fla. (Plantation)
27	Dakwa Nichols	RB	5'9	195	*Jr.	2VL	Rockingham, N.C. (Rockingham)
32	Riley Nicholson	LB	6'0	229	So.	1VL	Kissimmee, Fla. (Osceola)
60	Grant Pacanovsky	DT	6'2	265	Fr.	HS	Cary, N.C. (Green Hope)
6	Dylan Parham	QB	6'4	210	Fr.	HS	Raleigh, N.C. (Southeast)
25	Sean Paul	CB	5'11	192	*Jr.	1VL	Vero Beach, Fla. (Vero Beach)
10	Freddie Phillips, Jr.	CB	6'1	200	So.	SQ	Pelion, S.C. (Pelion)
53	David Pierson	LB	6'0	223	Fr.	HS	Wendell, N.C. (Jireh Prep)
3	Germaine Pratt	LB	6'3	230	Jr.	2VL	High Point, N.C. (Central)
70	Terronne Prescod	OG	6'5	338	*So.	1VL	Decatur, Ga. (Columbia)
50	Jackson Quiggle	LS	6'0	185	Fr.	HS	Sanford, N.C. (Southern Lee)
85	Jumichael Ramos	WR	6'2	200	Sr.	3VL	Lovejoy, Ga. (Lovejoy)
54	Will Richardson	OT	6'6	303	*So.	1VL	Burlington, N.C. (Cummings)
19	C.J. Riley	WR	6'5	188	Fr.	HS	Coconut Creek, Fla. (N. Broward Prep)
95	Tyrone Riley	DE	6'6	285	*Fr.	RS	Savannah, Ga. (Calvary Day School)
45	Darian Roseboro	DE	6'4	280	So.	1VL	Lincolnton, N.C. (Lincolnton)
89	Thomas Ruocchio	TE	6'4	230	Fr.	HS	Raleigh, N.C. (Cardinal Gibbons)
1	Jaylen Samuels	TE/FB	5'11	223	Jr.	2VL	Charlotte, N.C. (Mallard Creek)
66	Joe Scelfo	OL	6'1	300	*Gr.	TR	Bogart, Ga. (South Alabama/N. Oconee)
71	Joe Sculthorpe	OL	6'2	290	Fr.	HS	Hampstead, N.C. (Topsail)
82	Brian Sessoms	WR	5'8	170	*Fr.	RS	Winston-Salem, N.C. (Carver)
37	Josh Sessoms	SAF	6'2	198	*Sr.	2VL	Wilson, N.C. (Southern Nash)
48	Bryan Smith	LB	6'2	237	*Jr.	SQ	Oxford, N.C. (Webb)
39	James Smith-Williams	DE	6'4	235	*Fr.	RS	Raleigh, N.C. (Millbrook)
22	Isaiah Stallings	SAF	6'4	205	Fr.	HS	Fayetteville, N.C. (Terry Sanford)
83	Daeshawn Stephens	WR	6'2	205	Fr.	HS	Durham, N.C. (Hillside)
49	Matt Stevens	LB	6'0	212	Fr.	HS	Charlotte, N.C. (Hough)
2	Mike Stevens	CB	5'11	190	Jr.	2VL	Charlotte, N.C. (Davidson Day)
35	Kentavious Street	DE	6'2	278	Jr.	2VL	Greenville, N.C. (Rose)
5	Josh Taylor	QB	5'11	189	Sr.	SQ	New Bern, N.C. (New Bern)
29	Jack Tocho	CB	6'0	200	Gr.	3VL	Charlotte, N.C. (Independence)
8	Maurice Trowell	WR	5'11	191	*So.	1VL	Durham, N.C. (Southern Durham)
59	John Tu'uta	C	6'3	280	*Sr.	SQ	Fredericksburg, Va. (Fork Union)
30	James Valdez	CB	6'0	189	Fr.	HS	Orangeburg, S.C. (Orangeburg-Wilkinson)
72	Philip Walton, Jr.	OT	6'7	274	*Fr.	RS	Charlotte, N.C. (Charlotte Christian)
78	Aaron Wiltz	OT	6'5	300	*Fr.	RS	Baton Rouge, La. (Catholic)
67	Justin Witt	OL	6'6	290	Fr.	HS	Chicago, Ill. (Lincoln-Way West)
14	Dexter Wright	SAF	6'2	232	*So.	1VL	Wilson, N.C. (Hunt)
8	Dravious Wright	NIC	5'10	208	Sr.	3VL	Vero Beach, Fla. (Vero Beach)

No.	Name	Pos.
41	Clark Eyers	TE
42	Dylan Autenrieth	TE
43	Will Eason	WR
44	Ford Howell	LB
45	Darian Roseboro	DE
46	Logan DeBoer	LB
47	Garrett Hooker	LB
48	Cole Cook	TE
48	Bryan Smith	LB
49	Matt Stevens	LB
50	Tony Adams	OG/C
50	Jackson Quiggle	LS
52	Kendall Brown	OT
53	Tyler Jones	OL
53	David Pierson	LB
54	Will Richardson	OT
54	Davion Allred	DE
55	Deonte Holden	DE
56	Bryce Kennedy	OG
57	Tyler Griffiths	LS
58	Airius Moore	LB
59	John Tu'uta	C
60	Grant Pacanovsky	DT
65	Garrett Bradbury	OG
66	Joe Scelfo	OL
67	Justin Witt	OL
69	Evin Bellamy	DE
70	Terrone Prescod	OG
71	Joe Sculthorpe	OL
72	Philip Walton, Jr.	OT
73	Justin Chase	OT
73	Grant Bowman	DL
74	Emanuel McGirt, Jr.	OL
75	Hampton Billips	DE
75	Bryce Folsom	OL
76	Harrison Gee	OL
78	Aaron Wiltz	OT
79	Ben Kaiser	OL
80	Ben Grazen	WR
82	Brian Sessoms	WR
83	Daeshawn Stephens	WR
84	Vernon Grier	WR
85	Jumichael Ramos	WR
86	Thaddeus Moss	TE/FB
87	Stephen Morrison	WR
88	Pharoah McKeever	TE
89	Thomas Ruocchio	TE
90	A.J. Cole III	P
90	Shug Frazier	DT
91	Eurndraus Bryant	DL
92	Kyle Bamard	PK
94	Monty Nelson	DT
95	Tyrone Riley	DE
96	Peter Daniel	OT
97	Jackson Maples	PK
98	B.J. Hill	DT
99	Quentez Johnson	DT

THE LAST TIME IT HAPPENED

A PLAYER RUSHED FOR 100+ YARDS:

STATE: **Matt Dayes** (23-138-2) vs. William & Mary, 9/1/16
 OPP: Elijah Hood (21-220-2), UNC, 11/28/15

A PLAYER RUSHED FOR 200+ YARDS:

STATE: **Matt Dayes** (16-205-2) vs. Wake Forest, 10/24/15
 OPP: Elijah Hood (21-220-2), UNC, 11/28/15

A PLAYER HAD A 75-YARD RUSH:

STATE: **Matt Dayes** (85) at Wake Forest, 10/24/15
 OPP: Kevin Smith (80), Central Florida, 9/1/07

A PLAYER HAD 30 CARRIES:

STATE: Brandon Mitchell (30-72) vs. Maryland, 11/30/13
 OPP: Wayne Gallman (31-172), Clemson, 10/31/15

TWO BACKS OVER 100 RUSHING YARDS, SAME GAME:

STATE: **Matt Dayes** (8-104), Shad.Thornton (12-111) at USA, 9/26/15
 OPP: Hood (21-220-2), Logan (6-100-2), UNC, 11/28/15

A PLAYER SCORED TWO RUSHING TOUCHDOWNS:

STATE: **Matt Dayes** (2) vs. William & Mary., 9/1/16
 OPP: Hood (2), Logan (2), UNC, 11/28/15

A PLAYER SCORED THREE OR MORE RUSHING TOUCHDOWNS:

STATE: Matt Dayes (3) vs. S. Alabama, 9/26/15
 OPP: K. Williams, (3), Florida State, 9/27/14

A QUARTERBACK RUSHED FOR 100+ YARDS:

STATE: Jacoby Brissett (128) vs. UNC, 11/28/15
 OPP: L. Jackson (19-121-1), Louisville, 10/3/15

100 YARDS RUSHING, 100 YARDS PASSING, BY SAME PLAYER:

STATE: Jacoby Brissett (128 rush, 206 pass) vs. UNC, 11/28/15
 OPP: L. Jackson (121 rushing, 103 passing), Louisville, 10/3/15

A PLAYER PASSED FOR 300+ YARDS :

STATE: Jacoby Brissett (359) vs. Florida State, 9/27/14
 OPP: Dak Prescott (380), Mississippi St., 12/30/15

A PLAYER PASSED FOR 400+ YARDS :

STATE: Mike Glennon (493) vs. Clemson, 11/17/12
 OPP: Tajh Boyd (426), Clemson, 11/17/12

A PLAYER PASSED FOR 500+ YARDS:

STATE: Shane Montgomery (535), at Duke, 11/11/89
 OPP: Stephen Morris (566), Miami, 9/29/12

A PLAYER PASSED FOR FOUR OR MORE TOUCHDOWNS:

STATE: Brandon Mitchell (4) vs. East Carolina, 11/23/13
 OPP: Dak Prescott (4), Mississippi St., 12/30/15

A PLAYER THREW A 50+ YARD TOUCHDOWN:

STATE: Jacoby Brissett to **Pharoah McKeever** (82) vs. Miss St., 12/30/15
 OPP: Dak Prescott to B. Holloway (55), Miss. St., 12/30/15

A PLAYER THREW FOR A 50+ YARD NON-TOUCHDOWN:

STATE: Jacoby Brissett to **Jaylen Samuels** (53) vs. UNC, 11/28/15
 OPP: Kevin Ellison Zach Walker (51), Ga. Southern, 8/30/14

A PLAYER HAD 30 COMPLETIONS:

STATE: Jacoby Brissett (32) vs. Florida State, 9/27/14
 OPP: T. Heinicke (35), Old Dominion, 9/6/14

A PLAYER HAD 40 PASSING ATTEMPTS:

STATE: Jacoby Brissett (47) vs. Florida State, 11/14/15
 OPP: Dak Prescott (42) Mississippi St., 12/30/15

A PLAYER HAD 60 PASSING ATTEMPTS:

STATE: Russell Wilson (60) vs. Maryland, 11/27/10
 OPP: B.J. Symons (63), Texas Tech, 9/20/03

A PLAYER HAD 350+ YARDS OF TOTAL OFFENSE:

STATE: Jacoby Brissett (397 yards: 359 pass, 38 rush) vs. FSU, 9/27/14
 OPP: Dak Prescott (427 yards: 380 pass, 47 rush), Miss. St. 12/30/15

A PLAYER HAD 100+ YARDS RECEIVING:

STATE: Bo Hines (8-103) vs. Florida State, 9/27/14
 OPP: Kermit Whitfield (6-117-2), Florida State, 11/14/15

A PLAYER HAD 150+ YARDS RECEIVING:

STATE: Tobais Palmer (7-219-3) vs. Clemson, 11/17/12
 OPP: J. West (7-161), Syracuse, 11/1/14

A PLAYER HAD 200+ YARDS RECEIVING:

STATE: Tobais Palmer (7-219-3) vs. Clemson, 11/17/12
 OPP: Torrey Smith (14-224-4), Maryland, 11/27/10

A PLAYER HAD A 50+YARD RECEPTION:

STATE: **Pharoah McKeever** (82) vs. Mississippi St., 12/30/15
 OPP: B. Holloway (55), Mississippi St., 12/30/15

TWO PLAYERS OVER 100 RECEIVING YARDS, SAME GAME:

STATE: Tobais Palmer (7-219-3), Mario Carter (7-105-1) vs. Clem., 11/17/12
 OPP: R. Greene (11-125), J. Wilson (6-109), Florida State, 9/27/14

A PLAYER SCORED THREE OR MORE RECEIVING TOUCHDOWNS:

STATE: Tobais Palmer (3) vs. Clemson, 11/17/12
 OPP: Torrey Smith (4), Maryland, 11/27/10

A PLAYER HAD 10 RECEPTIONS IN A GAME:

STATE: Bryan Underwood (11) vs. Wake Forest, 10/5/13
 OPP: Rashad Greene (11), Florida State, 9/27/14

A PLAYER SCORED A TOUCHDOWN ON HIS FIRST CAREER REC:

STATE: **Pharoah McKeever** vs. Mississippi St, 12/30/15

AN OFFENSIVE LINEMAN SCORED A TOUCHDOWN:

STATE: Derek Green recovered a Wolfpack fumble at Fla. St., 11/10/01

A PLAYER SCORED A TWO-POINT CONVERSION:

STATE: **Bra'Lon Cherry** from Jacoby Brissett, UNC, 11/28/15
 OPP: Brandon Ford from Tajh Boyd, Clemson, 11/17/12

A PLAYER SCORED 20 OR MORE POINTS IN A GAME:

STATE: T.A. McLendon (30) at Texas Tech, 9/21/02
 OPP: Torrey Smith (24), Maryland, 11/27/10

A PLAYER KICKED FOUR FIELD GOALS IN A GAME:

STATE: Niklas Sade (4), vs. UNC, 11/2/13
 OPP: Casey Barth (4), North Carolina, 11/20/10

A PLAYER KICKED A 50-YARD FIELD GOAL:

STATE: Niklas Sade (50) vs. Miami, 9/29/12
 OPP: Travis Baltz (52), Maryland, 11/27/10

A PLAYER KICKED A GAME-WINNING FIELD GOAL (REGULATION):

STATE: Niklas Sade (48 yards, 33 seconds) vs. Richmond, 9/7/13
 OPP: Obi Egekeze (20 yards, 6 seconds), Maryland, 10/25/08

A PLAYER KICKED A GAME-WINNING FIELD GOAL (OVERTIME):

STATE: Steven Hauschka (42 yards, 1st Overtime) at Miami, 11/3/07
 OPP: N/A

A PLAYER POSTED A 50-YARD PUNT AVERAGE IN A GAME (3 punt min):

STATE: **A.J. Cole** (50.6 yards) vs. Clemson, 10/31/15
 OPP: Pat O'Donnell (59.7 yards), Cincinnati, 9/22/11

A PLAYER KICKED 70-YARD PUNT:

STATE: **A.J. Cole, III** (72 yards) vs. Boston College, 11/7/15
 OPP: Pat O'Donnell (76 yards), Cincinnati, 9/22/11

A PLAYER HAD 100+ YARDS IN KICKOFF RETURNS:

STATE: **Nyheim Hines** (6-129) vs. Mississippi St., 12/30/15

NC State vs. East Carolina

OPP: Justus Pickett (139), Maryland, 11/26/11

A KICKOFF WAS RETURNED FOR A TOUCHDOWN:

STATE: **Nyheim Hines** (100 yards), vs. Clemson, 10/31/15
OPP: DeVon Edwards (100 yards), Duke, 11/9/13

A PLAYER HAD 100+ YARDS IN PUNT RETURNS:

STATE: Darrell Blackman (102) vs. Florida State, 11/11/04

A (NON-BLOCKED) PUNT WAS RETURNED FOR A TD:

STATE: **Bra'Lon Cherry** (52 yards) vs. Wake Forest, 10/24/15
OPP: Giovani Bernard (74 yards), UNC, 10/27/12

A PLAYER HAD 15+ TACKLES:

STATE: Earl Wolff (19) vs. Clemson, 11/24/12
OPP: Robinson (17), Maryland, 11/30/13

A PLAYER HAD 20+ TACKLES:

STATE: Andre Maddox (20) vs. Georgia Tech, 11/2/02
OPP: Daryl Mapp (23), North Carolina, 11/10/07

A PLAYER HAD TWO INTERCEPTIONS:

STATE: Jerod Fernandez (2) vs. Florida State, 9/27/14
OPP: DeVon Edwards (2), Duke, 11/9/13

A PLAYER HAD 100+ YARDS IN INTERCEPTION RETURNS:

STATE: Marcus Hudson (100) at Duke, 11/3/01
OPP: Patrick Hinton (114), South Carolina, 10/29/88

AN INTERCEPTION WAS RETURNED FOR A TOUCHDOWN:

STATE: **Darian Roseboro** (20 yards) vs. Syracuse, 11/21/15
OPP: DeVon Edwards (35 & 45 yards), Duke, 11/9/13

A FUMBLE WAS RECOVERED FOR A TD:

STATE: Garland Heath recovered a snap in the endzone vs. UVa., 11/1/03
OPP: Vic Beasley (16 yards), Clemson, 10/4/14

A FUMBLE WAS RETURNED FOR A TD:

STATE: Brandan Bishop (33 yards) vs. Georgia Tech, 10/1/11
OPP: Dexter McDougale of Maryland 66 yard fumble recovery, 11/26/11

A PLAYER FORCED A SAFETY:

STATE: Terrell Manning (10 yard sack) vs. North Carolina, 11/20/10
OPP: W. Hall (9-yard sack), Virginia, 11/3/12

A PLAYER BLOCKED A PUNT:

STATE: Mike Rose vs. Florida State, 10/6/12
OPP: Devin Taylor, South Carolina, 9/3/09

A PUNT WAS BLOCKED FOR A TD:

STATE: Colby Jackson blocked, D.J. Green recovered vs. BC, 10/9/10
OPP: Quinton Person recovered a blocked punt by Wallace Wright for UNC, 9/24/05

A PLAYER BLOCKED A FIELD GOAL:

STATE: Alan-Michael Cash, vs. North Carolina, 11/28/09
OPP: Stanley Absanon, Eastern Kentucky, 9/12/15

A FIELD GOAL WAS BLOCKED FOR A TD:

STATE: Lloyd Harrison ret. Bobbie Cotten block 57 yds at Md, 11/21/98
OPP: Hanis Bowns blocked and returned FG 80 yards, Ark. St, 9/2/03

#STATEMENTS OF PRIDE

ATHLETIC HIGHLIGHTS

- NC State was the first ACC institution to integrate athletics in 1956.
- NC State boasts the highest number of ACC Postgraduate Scholarship awarded among all 15 ACC Universities.
- NC State has ascended a remarkable 62 positions in the Learfield Directors' Cup Standings, including a school-record 27th-place finish in 2015, and the second highest finish in school history, 32nd place, in 2016.
- Five of the 10 highest Directors' Cup finishes in school history have come over the last five years, as NC State continues to establish a level of competitive consistency.
- NC State is making tremendous strides in the classroom as the three highest Graduation Success Rates and Federal Graduation Rates have been achieved over the past three years. Wolfpack student-athletes posted a school-record 83 percent Graduation Success Rate in the most recent rankings.
- After have just one program finish in the Top 25 in 2010, a combined 19 teams finished ranked in the Top 25 over the past two years, including nine in 2015-16.
- Five teams finished in the Top 11 in their sports in 2015-16, including three in the Top 10, led by No. 4 men's swimming and diving, which matched the highest NCAA finish ever by an ACC program.
- NC State completed a \$35 million renovation to storied Reynolds Coliseum and the addition of the NC State Athletics Walk of Fame & History, and last year opened the \$14 million Close-King Indoor Practice Facility.

- NC State athletes and coaches are well represented in the National Collegiate and NFL Halls of Fame: Seven members of the College Football Hall of Fame (players Jack McDowall, Roman Gabriel, John Richter, Jim Donnan and Dennis Byrd and coaches Buck Shaw and Lou Holtz). Additionally, Gabriel is a member of the Pro Football Hall of Fame.

UNIVERSITY HIGHLIGHTS

- NC State is one of the nation's preeminent research institutions, attracting top faculty and students from around the world and with nearly 35,000 students, NC State educates more North Carolinians than any other university.
- NC State and its alumni provide \$6.5 billion in annual economic impact for the state.
- U.S. News & World Report ranks NC State as one of the top five public university values in the country, and as a top-20 "up-and-comer," recognizing its rising national profile.
- The Princeton Review and Washington Monthly also rate NC State among the top 5 best public university values.
- PayScale also ranks NC State first among N.C. public universities in average graduate mid-career salary.
- NC State's Centennial Campus is the premier university research campus in the country, where industry and government partners work alongside faculty, staff and students in state-of-the-art facilities.
- NC State is home to Hunt Library, a world-class research library with more than one million volumes managed by a robotic book retrieval system. The library was just included on a list of "Most Spectacular Libraries in the World".

WOLFPACK PLAYER BIOS

50 TONY ADAMS, OG/C

6'2 ...315 ... Jr. ... Charlotte, N.C. (Independence)

√ Most experienced starter (at NC State) on the offense with 23 career starts.

√ On the preseason watch list for the Wuerffel Trophy.

2016 Adams Game by Game Stats

Opponent	PI	KD	Sk Allowed
*W&M	81	2	0

Adams Career Stats

Year	GP-GS	Ply	KD	Sk Allow
2014	12-9	635	NA	NA
2015	13-13	940	NA	NA
2016	1-1	81	2	0
Totals	26-23	1,656	NA	NA

Adams Career Bests

Plays.....95UNC (2015)

92 KYLE BAMBARD, PK

5'8 ... 190 ... So. ... Walled Lake, Mich. (Walled Lake Western)

2016 Bambard Game by Game Stats

Opponent	PAT	Made	Missed	Blk	KO	TB	OB	Punt
W&M	4-5	-	-		2	0	0	0

Bambard Career Stats

Year	GP-GS	FG-FGA	0-29	30-39	40-49	50+	LG	PAT	KO	TB	Punt
2015	13-13	7-14	1-1	6-9	0-4	0	36	54-56	1	0	1-49
2016	1-0	0-0	0-0	0-0	0-0	0	-	4-5	2	0	0-0
Totals	14-13	7-14	1-1	6-9	0-4	0	36	58-61	3	0	1-49

Bambard Career Bests

PATs.....9S. Alabama (2015)
 Field Goals.....2VT (2015)
 Kickoffs.....2W&M (2016)
 KO Yards.....117W&M (2016)

24 SHAWN BOONE, SS

5'10 ... 201 ... Jr. ... Palm Beach Gardens, Fla. (Dwyer)

2016 Boone Game by Game Stats

Opponent	PI	Ht	Ast	Tot	TFL-Yd	Sk-Yd	PBU	CF/RF
*W&M	43	2	1	3				

Boone Career Stats

Year	GP-GS	PI	Hit	Ast	Tot	TFL	Sk	PBU	CF/RF	INT
2014	13-0	59	9	7	16	0.5-0	0-0	1	1/0	
2015	9-2	199	9	4	13	2-3	1-2	0	1/1	
2016	1-1	43	2	1	3	0-0	0-0	0	0/0	
Totals	23-3	301	20	12	32	2.5-3	1-2	1	2/1	

Boone Career Bests

Plays.....79Clemson (2015)
 Tackles.....6Clemson (2015)

65 GARRETT BRADBURY, OG

6'3 ...293 ... *So. ... Charlotte, N.C. (Charlotte Christian)

√ Earned his first career start in the season opener.

√ Father, Tim, played college ball at Eastern Washington.

2016 Bradbury Game by Game Stats

Opponent	PI	KD	Sk Allowed
*W&M	81	3	1

Bradbury Career Stats

Year	GP-GS	Ply
2015	9-0	36
2016	1-1	81
Totals	10-1	117

Bradbury Career Bests

Plays.....81W&M (2016)

91 EURNDRAUS BRYANT, DE

6'1 ... 325 So. ... N. Charleston, S.C. (Ft. Dorchester)

Pronunciation: ahn DRAY us

2016 Bryant Game by Game Stats

Opponent	PI	Ht	Ast	Tot	TFL	Sk	QP	PBU	CF/RF
W&M	13	1	1	2					

Bryant Career Stats

Year	GP-GS	Ply	Ht	Ast	Tot	TFL	SK	CF/RF
2015	13-0	102	4	4	8	2-8	1-5	0/1
2016	1-0	13	1	1	2			
Totals	14-0	115	5	5	10	2-8	1-5	0/1

13 BRA'LON CHERRY, WR

5'11 ... 191 ... Sr. ... New Bern, N.C. (New Bern)

Pronunciation: BRAY luhn

√ Ranks third in school history with a 12.2 yard career punt return average.

His 438 career punt return yards ranks 11th in school history.

√ An honorable mention All-ACC performer as a returner in 2015.

2016 Cherry Game by Game Stats

Opponent	PI	Rec	Yds	TD	LP	Rush	KOR	PR-Yds
*W&M	39	3	36	1	16	0-0	0-0	1-13

Cherry Career Stats

Year	GP-GS	PI	Rec	Yds	TD	LG	Rush	PR	KOR
2013	9-1	150	8	68	0	19		4-35-0	9-152
2014	13-8	414	27	354	3	49	6-40-2	4-32-0	0-0
2015	13-7	444	21	263	0	36	2-(3)-0	27-358-1	3-102
2016	1-1	39	3	36	1	16	0-0	1-13-0	0-0
Totals	34-17	1047	59	721	4	49	8-37-2	36-438-1	12-254

Cherry Career Bests

Plays.....62Clemson (2015)
 Receptions.....5Louisville (2014)
 Rec. Yards.....51Louisville (2014)
 Rec. TDs.....2Georgia Southern (2014)
 Punt Returns.....4EKU (2015)
 PR Yards.....74EKU (2015)
 PR Touchdowns.....1WFU (2015)

9 BRADLEY CHUBB, DE

6'4 ... 275 ... Jr. ... Powder Springs, Ga. (Hillgrove)

√ Elected a team captain for the season.

√ Chosen to wear Mario Williams' honored No. 9 jersey this season.

√ Added 25 lbs in the past year.

NC State Player Bios

✓ Father Aaron played at Georgia and brother Brandon was a LB at WFU.

2016 Chubb Game by Game Stats

Opponent	PI	Ht	Ast	Tot	TFL	Sk-Yd	QP	PBU	CF/RF	BK	INT
*W&M	32	2	2	4							

Chubb Career Stats

Year	GP-GS	PI	Hit	Ast	Tot	TFL	Sk-Yd	CF/RF	QP	PBU	BK	INT
2014	11-0	17	1	2	3							
2015	13-13	630	29	40	69	12-46	5.5-32	3/0	8	1	11-0	
2016	1-1	32	2	2	4							
Totals	25-14	679	32	44	76	12-46	5.5-32	3/0	8	1	11-0	

Chubb Career Bests

Plays.....	65	BC, Clemson (2015)
Tackles.....	9	BC (2015)
TFL.....	5	BC (2015)
Sacks.....	2	BC (2015)
QP.....	2	vs. three teams

6 NILES CLARK, CB/NICKEL

5'11 ... 186 ... *Gr. ... Marietta, Ga. (Lassiter)

2016 Clark Game by Game Stats

Opponent	PI	Ht	Ast	Tot	TFL	PBU	QP	INT
W&M	22	1	1	2				

Clark Career Stats

Year	GP-GS	PI	Hit	Ast	Tot	TFL	PBU	Int
2013	9-0	90	1	1	2		2	0-0
2014	13-0	216	10	2	12	1-2	3	0-0
2015	13-0	267	19	5	24	1-3	1	2-0
2016	1-0	22	1	1	2			
Totals	36-0	595	31	9	40	2-5	6	2-0

Clark Career Bests

Plays.....	54	Syracuse (2014)
Tackles.....	3	BC (2015), Wake Forest (2014)
TFL.....	1	EKU (2015)

90 A.J. COLE, III, P

6'4240 ... So. ... College Park, Ga. (Woodward Academy)

2016 Cole Game by Game Stats

Opponent	Punt	Yds	Avg	LG	TB	FC	I20	BK
*W&M	2	80	40.0	41	0	1	0	0

Cole Career Stats

Year	GP-GS	Punt	Yds	Avg	LG	TB	FC	I20	+50	BK
2015	13-13	66	2,750	41.7	72	6	26	28	14	0
2016	1-1	2	80	40.0	41	0	1	0	0	0
Totals	14-14	68	2,830	41.6	72	6	27	28	14	0

Cole Career Bests

Punts.....	9	BC (2015)
Punting Yards.....	392	BC (2015)
Punt Average.....	50.6	Clemson (2015)
Long Punt.....	72	BC (2015)
Punts Inside 20.....	4	ODU, WFU (2015)

48 COLE COOK, TE

6'6 ... 250 ... Jr. ... Carrollton, Ga. (Carrollton)

✓ Elected to serve as a team captain in 2016.

✓ Mother, Kelli, played on two national championship teams for Coach Pat Summitt at Tennessee, father Stan was a pro baseball player.

2016 Cook Game by Game Stats

Opponent	PI	Rec	Yds	TD	LP
W&M	37	1	6	0	6

Cook Career Stats

Year	GP-GS	PI	Rec	Yds	TD	LP
2014	13-2	230	0	0	0	-
2015	13-4	500	6	61	0	13
2016	1-0	37	1	6	0	6
Totals	27-6	767	7	67	0	13

Cook Career Bests

Plays.....	52	ODU (2015), Troy (2015)
Receptions.....	3	S. Alabama (2015)
Rec. Yards.....	34	S. Alabama (2015)

64/96 PETER DANIEL, OT

6'6 ... 294 ... *Jr. ... Raleigh, N.C. (Broughton)

✓ Walkon who has added over 80 lbs. in the past two years.

2016 Daniel Game by Game Stats

Opponent	PI	KD	Sk Allowed
W&M	6	0	1

Daniel Career Stats

Year	GP-GS	Ply	KD	SK Allow
2015	13-0	43	NA	NA
2016	1-0	6	0	0
Totals	14-0	49	NA	NA

21 MATT DAYES, RB

5'9 ... 203 ... Sr. ... Weston, Fla. (Cypress Bay)

✓ Voted a team captain for 2015.

✓ Boasts the highest rushing yards-per-attempt mark in school history: 5.66 yards per carry. Ranks 14th in career rushing (1,828), fifth in rushing touchdowns (26).

✓ Saw his first action since breaking his foot in game 8 last season in the opener.

✓ In 2015: First Wolfpack player since Joe McIntosh in 1981 to rush for 100+ yards in four straight games and first since 2002 to rush for 100+ yards in five games during the season.

✓ He was the only player in the nation in 2014 with 300-plus yards rushing and receiving along with five or more TDs rushing and receiving.

✓ On the preseason watch list for the Doak Walker and Maxwell Awards.

2016 Dayes Game by Game Stats

Opponent	PI	Att	Yds	TD	Lg	Rec-Yds	TD	LG
*W&M	48	23	138	2	30	2-18	0	14

Dayes Career Stats

Year	GP-GS	PI	Rush	Yds	TD	LG	Rec-Yds	TD	LG	KOR
2013	11-0	207	62	252	4	42	10-173	1	61	7-125
2014	13-4	414	104	573	8	68	32-321	5	39	21-384
2015	8-8	359	134	865	12	85	24-172	0	61	0-0
2016	1-1	48	23	138	2	30	2-18	0	14	0-0
Totals	33-13	1028	323	1,828	26	85	68-684	6	61	28-509

Dayes Career Bests

Snaps.....	61	VT (2015)
Rush.....	24	Troy (2015), EKU (2015)
Rush Yards.....	205	WFU (2015)
Rush TDs.....	3	vs. 3 teams
Long Rush.....	85	WFU (2015)

Receptions.....6S. Ala. (2015), Ga. Southern (2014)
 Rec. Yards.....72 Boston College (2013)

41 CLARK EYERS, TE
6'5 ... 252 .. *Sr. ... Dunn, N.C. (Midway)
Pronunciation: AIRS

√ Former walkon who earned a scholarship prior to the season.

2016 Eyers Game by Game Stats

Opponent	PI	Rec	Yds	TD	LP
W&M	22	0	0	0	0

Eyers Career Stats

Year	GP-GS	PI	Rec	Yds	TD	LP
2015	4-0	31	0	0	-	-
2016	1-0	22	0	0	-	-
Totals	5-0	53	0	0	-	-

4 JEROD FERNANDEZ, LB
6'0 ... 220 .. *Jr. ... Lake Mary, Fla. (Lake Mary)
Pronunciation: JERE udd

√ Led the team in tackles and picked off his fourth career pass in the season opener.

2016 Fernandez Game by Game Stats

Opponent	PI	Ht	Ast	Tot	TFL	SK	PBU	INT	QP
*W&M	43	6	1	7	1-2			1-11	

Fernandez Career Stats

Year	GP-GS	PI	Hit	Ast	Tot	TFL	SK	PBU	QP	CF/RF	INT
2014	12-10	682	32	46	78	4-22	1-13	3		1/0	2-19
2015	13-8	578	13	34	47	3-11	0.5-5		1		2-39
2016	1-1	43	6	1	7	1-2					1-11
Totals	24-17	1,217	42	77	119	6-32	1.5-18	3	1	1/0	4-58

Fernandez Career Bests

Plays.....83Old Dominion (2014)
 Tackles.....13 Boston College (2014)
 Tackles for Loss1 W&M, ODU (2015)
 Sacks.....0.5 ODU (2015)
 Interceptions2FSU (2014)

15 RYAN FINLEY, QB
6'4 ... 200 ... *So. (Gr.) ... Phoenix, Az. (Paradise Valley/Boise St.)

√ Led the Wolfpack to two scores in the win at South Alabama while posting the best completion percentage (.809) for an NC State QB in his debut as a starter.

2016 Finley Game by Game Stats

Opponent	PI	Cmp-Att	Yds	Int	TD	Lg	Rush-Yds	TD	Tot	Off
*W&M	61	17-21	174	0	2	22	5-6	0		180

Finley Stats at Boise State

Year	GP-GS	Cmp-Att	Yds	Int	TD	Lg	Pct.	Rush-Yds
2014	5-0	12-27	161	1	2	43	.444	7-31
2015	3-3	46-70	485	4	1	43	.657	22-42
Totals	8-3	58-97	646	5	3	43	.597	29-73

22 JOHNNY FRASIER, RB
5'10 ... 224 ... *Fr. ... Princeton, N.C. (S. Guilford)

2016 Frasier Game by Game Stats

Opponent	PI	Att	Yds	TD	Lg	Rec-Yds	TD	LG
W&M	7	7	26	1	28	0-0	-	-

4 REGGIE GALLASPY, II, RB
5'11 ... 225 ... So. ... Greensboro, N.C. (S. Guilford)
Pronunciation: gahl ASS bee

2016 Gallaspy Game by Game Stats

Opponent	PI	Att	Yds	TD	Lg	Rec-Yds	TD	LG
W&M	21	4	25	0	7	1-6	0	6

Gallaspy Career Stats

Year	GP-GS	PI	Att	Yds	TD	Lg	Rec-Yds	TD	LG
2015	12-1	164	66	316	4	35	4-39	0	21
2016	1-0	21	4	25	0	7	1-6	0	6
Totals	13-1	185	70	341	4	42	5-45	0	21

80 BEN GRAZEN, WR
5'9 ... 190 ...RS - Jr. ... Cary, N.C. (Cardinal Gibbons)

√ Former walk-on who earned a scholarship.

2016 Grazen Game by Game Stats

Opponent	PI	Rec	Yds	TD	LP	KOR	Rush-Yd
W&M	5	0	0	0	-	0	0-0

Grazen Career Stats

Year	GP-GS	PI	Rec	Yds	TD	LP	Rush	Yds
2015	4-0	13	0	0	0	-	1	(5)
2016	1-0	5	0	0	0	-	0	0
Totals	5-0	18	0	0	0	-	1	(5)

57 TYLER GRIFFITHS, LS
6'2 ... 230 ... So. ... Indian Trail, N.C. (Sun Valley)

2016 Griffiths Game by Game Stats

Year	GP-GS	PI	Punt Snaps	Short Snaps
2015	12-0	0	67	70
2016	1-0	0	2	6
Totals	13-0	0	69	76

3 KELVIN HARMON, WR
6'3 ... 196 ... Fr. ... Palmyra, N.J. (Palmyra)

2016 Harmon Game by Game Stats

Opponent	PI	Rec	Yds	TD	LP
W&M	38	2	53	0	29

33 CONNOR HASKINS, PK
5'8 ... 176 ... Gr. ... Lumberton, N.C. (UNC Pembroke/Lumberton)

2016 Haskins Game by Game Stats

Opponent	PAT	Made	Missed	Blk	KO	TB	OB	Punt
*W&M	1-1	-	-	-	-	-	-	-

Haskins Career Stats (at UNC Pembroke)

Year	GP-GS	FG-FGA	0-29	30-39	40-49	50+	LG	PAT	KO	TB
2012	10-10	11-15	8-9	1-2	2-3	0-1	48	31-34	1	0
2013	11-11	14-19	9-11	2-3	3-5	0-0	48	49-50	75	16
2014	10-10	13-19	6-7	3-5	3-5	1-2	50	11-12	33	6
Totals	31-31	38-53	23-27	6-10	8-13	1-3	50	91-96	109	22

98 B.J. HILL, DT

6'4 ... 313 ... Jr. ... Oakboro, N.C. (W. Stanley)

2016 Hill Game by Game Stats

Opponent	PI	Ht	Ast	Tot	TFL	Sack	QP	PBU	BK
*W&M	32	0	1	1					

Hill Career Stats

Year	GP-GS	PI	Hit	Ast	Tot	TFL	Sk	CF/RF	QP	PBU
2014	12-5	486	20	20	40	7.5--23	1.5-4		2	1
2015	13-13	613	24	27	51	11-36	3.5-12		4	3
2016	1-1	32	0	1	1					
Totals	26-19	1131	44	48	92	18.5-59	5-16		6	4

Hill Career Bests

Plays.....	68	Louisville (2015)
Tackles.....	8	Clemson (2014)
Tackles for Loss.....	3	EKU (2015)
Sacks.....	1	EKU (2015), Clemson (2014)

7 NYHEIM HINES, WR

5'9 ... 197 ... So. ... Garner, N.C. (Garner)

√ 26.3 KOR average is the second best career mark in school history.

√ 945 career kickoff return yards ranks 10th.

√ An 2015 honorable mention All-ACC performer as a specialist, he was also named a freshman All-American.

√ Earned All-American honors in outdoor track with the 4x100 meter relay squad.

2016 Hines Game by Game Stats

Opponent	PI	Rec	Yds	TD	LP	KOR	Rush-Yd
*W&M	35	4	42	0	21	1-25	3-8

Hines Career Stats

Year	GP-GS	PI	Rec	Yds	TD	LP	Rush	KOR	Avg
2015	13-5	392	20	256	1	58	48-243	35-920	26.3
2016	1-1	35	4	42	0	21	3-8	1-25	25.0
Totals	14-6	427	24	298	1	58	51-251	36-945	26.3

44 FORD HOWELL, LB

6'1 ... 240 ... *Jr. ... Memphis, Tenn. (University School/Wake Forest)

2016 Howell Game by Game Stats

Opponent	PI	Ht	Ast	Tot	TFL	PBU	QP	INT
W&M	6	0	0	0				

Howell Career Stats

Year	GP-GS	PI	Hit	Ast	Tot	TFL	PBU
2015	12-0	34	2	5	7	1.5-2	
2016	1-0	6	0	0	0	0-0	0
Totals	13-0	40	2	5	7	1.5-2	0

11 JOSH JONES, FS

6'2 ... 215 ... *Jr. ... Walled Lake, Mich. (Walled Lake Western)

√ Picked off his sixth career pass vs. William & Mary.

2016 J. Jones Game by Game Stats

Opponent	PI	Ht	Ast	Tot	TFL	Sk	CF/RF	PBU	INT
*W&M	49	1	1	2					1-9

J. Jones Career Stats

Year	GP-GS	PI	Hit	Ast	Tot	TFL-YD	Sk-Yd	PBU	Int	CF/RF
2014	12-8	693	42	14	56	1-14	1-14	7	4-37	
2015	12-11	686	35	29	64	3-9	0.5-4	2	1-0	0/2
2016	1-1	49	1	1	2				1-9	
Totals	25-20	1,428	75	38	113	4-23	1.5-18	9	6-46	0/2

Jones Career Bests

Plays.....	84	Syracuse (2014)
Tackles.....	13	Boston College (2014)
Tackles for Loss.....	1	S. Ala. (2015), Clemson (2014)
Sacks.....	1	Clemson (2014)
PBUs.....	3	Clemson (2014)

93 JUSTIN JONES, DT

6'2 ... 312 ... Jr. ... Austell, Ga. (S. Cobb)

2016 Justin Jones Game by Game Stats

Opponent	PI	Ht	Ast	Tot	TFL	PBU	QPCF/RF
*W&M	26	2	0	2			

Jones Career Stats

Year	GP-GS	PI	Hit	Ast	Tot	TFL	Sk	QP	PBU	CF/RF
2014	10-0	132	6	5	11			2		
2015	13-3	408	20	9	29	6.5-24	2-12	3		1/0
2016	1-1	26	2	0	2					
Totals	24-4	566	28	14	42	6.5-24	2-12	4		1/0

Jones Career Bests

Plays.....	46	FSU (2015)
Tackles.....	7	Clemson (2015)
Tackles for Loss.....	2	Louisville (2014)
Caused Fumbles.....	1	Troy (2015)

53 TYLER JONES, OT

6'3 ... 300 ... *So. ... Stone Mountain, Ga. (Stephenson)

√ Started at right tackle in the season opener. In 2015 he started two games at left guard and four at right tackle.

2016 T. Jones Game by Game Stats

Opponent	PI	KD	Sk	Allowed
*W&M	81	4	0	

T. Jones Career Stats

Year	GP-GS	Ply	KD	Sk	Allo
2015	11-6	531	NA	NA	
2016	1-1	81	4	0	
Totals	12-7	612	NA	NA	

56 BRYCE KENNEDY, OG

6'3 ... 305 ... *Gr. ... Southern Pines, N.C. (Pinecrest)

2016 Kennedy Game by Game Stats

Opponent	PI	KD	Sk Allowed
W&M	6	0	0

Kennedy Career Stats

Year	GP-GS	PI
2014	12-0	12
2015	3-1	90
2016	1-0	6
Totals	16-1	108

30 GAVIN LOCKLEAR, WR

5'10 ... 186 ... *Jr. ... Apex, N.C. (Apex)

√ Former walkon who was awarded a scholarship prior to the 2015 season.

√ Suffered a compound fracture in his lower leg in the summer of 2014.

2016 Locklear Game by Game Stats

Opponent	PI	Rec	Yds	TD	LP
W&M	8	0	0		

Locklear Career Stats

Year	GP-GS	PI	Rec	Yds	TD	LP
2015	12-0	103	7	75	0	15
2016	1-0	8	0	0	0	-
Totals	13-0	111	7	75	0	15

12 STEPHEN LOUIS, WR

6'2 ... 215 ... *Jr. ... West Palm Beach, Fla. (Palm Beach Lakes)

√ Missed the entire 2015 campaign after undergoing two shoulder surgeries.

2016 Louis Game by Game Stats

Opponent	PI	Rec	Yds	TD	LP
*W&M	35	1	4	0	4

Louis Career Stats

Year	GP-GS	PI	Rec	Yds	TD	LP
2014	12-2	187	7	72	1	21
2016	1-1	35	1	4	0	4

2 JALAN McCLENDON, QB

6'5 ... 212 ... *So.. ... Charlotte, N.C. (W. Mecklenburg)

√ As a freshman in high school, was a 5'9 option QB.

2016 McClendon Game by Game Stats

Opponent	PI	Cmp-Att	Yds	Int	TD	Lg	Rush-Yds	TD	Tot Off
W&M	26	6-9	88	1	0	29	6-5	0	103

McClendon Career Stats

Year	GP-GS	PI	Cmp-Att	Yds	Int	TD	Lg	Rush-Yds	Tot Off
2015	7-0	66	8-14	69	0	0	15	5-11	80
2016	1-0	26	6-9	88	1	0	29	6-5	93
Totals	8-0	92	14-23	157	1	0	29	11-16	173

21 NICK McCLOUD, CB

6'2 ... 175 ... Fr. ... Rock Hill, N.C. (South Pointe)

2016 McCloud Game by Game Stats

Opponent	PI	Ht	Ast	Tot	TFL	Sk	CF/RF	PBU	INT
W&M	6	1	0	1					

74 EMANUEL McGIRT, OT

6'6 ... 295 ... *Fr. ... Durham, N.C. (Hillside)

2016 McGirt Game by Game Stats

Opponent	PI	KD	Sk Allowed
*W&M	6	1	0

88 PHAROAH McKEVER, TE

6'6 ... 260 ... RS - Jr. ... Tabor City, N.C. (S. Columbus)

2016 McKeever Game by Game Stats

Opponent	PI	Rec.	Yds	TD	Lg
W&M	5	0	0	0	-

McKeever Career Stats

Year	GP-GS	PI	Rec	Yds	TD	Hit	Ast	Tot	TFL	Sk	QP	INTCF/RF
2014	10-2	196	-	-	-	8	1	9	3-21	1-15	1	1-82-1 1/0
2015	7-0	75	1	82	1	2	4	6	0.5-1			
2016	1-0	5	0	0	0							
Totals	18-2	276	1	82	1	10	5	15	3.5-22	1-15	1	1-82-1 1/0

McKeever Career Bests

Plays.....	37	ODU (2014)
Receptions.....	1	Miss. State (2015)
Rec. Yds.....	82	Miss State (2015)
Rec. TDs.....	1	Miss State (2015)
Tackles.....	4	UNC (2014)
TFL.....	2	UNC (2014)
Sacks.....	1	UNC (2014)
Interceptions.....	1	Syracuse (2014)

16 JAKOBI MEYERS, WR/QB

6'2 ... 188 ... *Fr. ... Lithonia, Ga. (Arabia Mountain)

√ Moved to wide receiver a week before the season opener.

2016 Meyers Game by Game Stats

Opponent	PI	Rec	Yds	TD	LP
2016	14	1	9	0	9

58 AIRIUS MOORE, LB

6'0 ... 237 ... Jr. ... Beaver Creek, Ohio (Beaver Creek)

√ Top tackler in 2015.

2016 Moore Game by Game Stats

Opponent	PI	Ht	Ast	Tot	TFL	Sk	QP	PBU	CF/RF
*W&M	43	3	1	4	1-2				

Moore Career Stats

Year	GP-GS	PI	Hit	Ast	Tot	TFL-YD	Sk-Yd	QP	PBU	CF/RF
2014	13-4	337	21	16	37	3.5-11	1-8	2		1/0
2015	13-13	793	32	45	77	8-22	0.5-7	3	1	0/1
2016	1-1	43	3	1	4	1-2				
Totals	27-18	1173	56	62	108	12.5-35	1.5-15	5	1	1/1

Moore Career Bests

Plays.....	81	Clemson (2015)
Tackles.....	10	FSU, VT (2015)
Tackles for Loss.....	2	Louisville (2014)
Sacks.....	1	Louisville (2014)

31 JARIUS MOREHEAD, SS

6'1 ... 213 ... *Fr ... Whitsett, N.C. (E. Guilford)

2016 Morehead Game by Game Stats

Opponent	PI	Ht	Ast	Tot	TFL	Sk	CF/RF	PBU	INT
W&M	6	1	0	1					

86 THADDEUS MOSS, TE/FB

6'4 ... 247 ... Fr ... Charleston, W.V. (Mallard Creek (NC))

2016 Moss Game by Game Stats

Opponent	PI	Rec	Yds	TD	LP
W&M	32	2	16	0	9

94 MONTY NELSON, DT

6'2 ... 315 ... Sr ... Plantation, Fla. (Plantation)

2016 Nelson Game by Game Stats

Opponent	PI	Ht	Ast	Tot	TFL	Sk	QPCF/RF
W&M		1	1	2			

Nelson Career Stats

Year	GP-GS	PI	Hit	Ast	Tot	TFL	Sk	QP	PBU	CF/RF
2013	12-5	370	9	23	32	8.5-20	0.5-0			1/0
2014	6-5	191	4	14	18	1.5-7	1-6			1/2
2015	13-1	205	3	6	9	1-1	0.5-1			
2016	1-0	11	1	1	2					
Totals	31-10	719	17	44	63	11-28	2-7			2/2

Nelson Career Bests

Plays.....	59	FSU (2014)
Tackles.....	6	UNC (2013)
Tackles for Loss.....	2	La Tech (2013)
Sacks.....	1	USF (2014)

27 DAKWA NICHOLS, RB

5'9 ... 195 ... *Jr ... Rockingham, N.C. (Richmond)

Pronunciation: duh QUAY

2016 Nichols Game by Game Stats

Opponent	PI	Att	Yds	TD	Lg	Rec-Yds	TD
W&M	8	4	27	0	11	0-0	0

Nichols Career Stats

Year	GP-GS	PI	Rush	Yds	TD	LG	Rec-Yds	TD	KOR
2014	12-0	16	11	66	0	18	0-0	0	11-217
2015	13-2	219	43	201	1	19	1-4	0	0-0
2016	1-0	8	4	27	0	11	0-0	0	0-0
Totals	26-2	143	58	294	1	19	1-4	0	11-217

Nichols Career Bests

Plays.....	35	Syracuse (2015)
Rushing Attempts.....	12	Syracuse (2014)
Rushing Yards.....	78	Syracuse (2014)

32 RILEY NICHOLSON, LB

6'0 ... 229 ... So ... Kissimee, Fla. (Osceola)

2016 Nicholson Game by Game Stats

Opponent	PI	Ht	Ast	Tot	TFL	PBU	QP	INT
W&M	6	2	0	2	1-3			

Nicholson Career Stats

Year	GP-GS	PI	Hit	Ast	Tot	TFL-YD	Sk-Yd	QP	PBU	CF/RF
2015	13-4	213	13	18	31	3-4		1		1
2016	1-0	6	2	0	2	1-3				
Totals	14-4	219	15	18	33	4-7				

10 FREDDIE PHILLIPS, JR., CB

6'1 ... 200 ... So ... Pelion, S.C. (Pelion)

2016 Phillips Game by Game Stats

Opponent	PI	Ht	Ast	Tot	TFL	PBU	QP	INT
W&M	0	1	0	1				

Phillips Career Stats

Year	GP-GS	PI	Hit	Ast	Tot	TFL-YD	Sk-Yd	PBU	IntCF/RF
2015	10-0	4	3	0	3				
2016	1-0	0	1	0	1				
Totals	11-0	4	4	0	4				

70 TERRONNE PRESCOD, OG

6'5 ... 338 ... *SO ... Decatur, Ga. (Columbia)

2016 Prescod Game by Game Stats

Opponent	PI	KD	Sk Allowed
W&M	6	0	0

Tu'uta Career Stats

Year	GP-GS	Ply	KD	SK	Allow
2015	12-0	42	NA	NA	NA
2016	1-0	6	0	0	0
Totals	13-0	48	NA	NA	NA

54 WILL RICHARDSON, OT

6'6 ... 303 ... *So ... Burlington, N.C. (Cummings)

2016 Richardson Game by Game Stats

Opponent	PI	KD	Sk Allowed
*W&M	81	4	0

Richardson Career Stats

Year	GP-GS	Ply	KD	SK	Allow
2015	11-11	588	NA	NA	NA
2016	1-1	81	4	0	0
Totals	12-12	669	NA	NA	NA

45 DARIAN ROSEBORO, DE

6'4 ... 280 So ... Lincolnton, N.C. (Lincolnton)

2016 Roseboro Game by Game Stats

Opponent	PI	Ht	Ast	Tot	TFL	Sk	QP	PBU	INT
W&M	23	2	0	2	1-1			1	

Roseboro Career Stats

Year	GP-GS	Ply	Ht	Ast	Tot	TFL	Sk	PBU	Int	QP
2015	13-0	253	8	10	18	5.5-31	4-27	3	1-20-1	
2016	1-0	23	2	0	2	1-1				1
Totals	14-0	276	10	10	20	6.5-32	4-27	3	1-20-1	1

28 JAYLEN SAMUELS, TE/FB

5'11 ... 223 ... Jr. ... Charlotte, N.C. (Mallard Creek)

√ Tied for 11th in school history with 21 career touchdowns.

√ A first-team All-ACC and third-team All-American performer in 2015, he had more receptions than any tight end nationally.

2016 Samuels Game by Game Stats

Opponent	PI	Rush	Yds	TD	Lg	Rec-Yds	TD	LG
*W&M	47	5	24	2	9	5-66	1	22

Samuels Career Stats

Year	GP-GS	PI	Rush	Yds	TD	Lg	Rec-Yds	TD	LG
2014	13-2	126	15	143	1	17	6-96	1	42
2015	13-10	518	56	368	9	66	65-597	7	64
2016	1-1	47	5	24	2	9	5-66	1	22
Totals	27-13	691	76	535	12	66	76-759	9	64

Samuels Career Bests

Plays.....	48	ODU (2015)
Rushing Attempts.....	7	VT (2015)
Rushing Yards.....	65	Clemson (2015)
Rushing TDs.....	3	Troy (2015)
Receptions.....	8	Clemson (2015)
Receiving Yards.....	88	EKU (2014)

66 JOE SCELFO, C

6'1 ... 300 ... *Gr. ... Bogart, Ga. (South Alabama/N. Oconee)

√ Graduate transfer from South Alabama where he was an All-Sun Belt performer. Started and played the entire game against NC State in 2015.

2016 Scelfo Game by Game Stats

Opponent	PI	KD	Sk Allowed
*W&M	81	4	0

Scelfo Career Stats (at South Alabama)

Year	GP-GS	KD
2013	12-12	15
2014	12-12	20
2015	12-12	35
Totals	36-35	70

37 JOSH SESSOMS, S

6'2 ... 198 ... *Sr. ... Wilson, N.C. (Southern Nash)

2016 Sessoms Game by Game Stats

Opponent	PI	Ht	Ast	Tot	TFL	PBU	QP	INT
W&M	0	0	0	0				

Sessoms Career Stats

Year	GP-GS	Plays	Ht	Ast	Tot
2014	12-0	16	0	3	3
2015	13-0	20	0	0	0
2016	1-0	0	0	0	0
Totals	24-0	36	0	3	3

Sessoms Career Bests

Plays.....	9	Troy (2015)
Tackles.....	1	vs. two teams

39 JAMES SMITH-WILLIAMS, DE

6-4 ... 235 ... *Fr. ... Raleigh, N.C. (Millbrook)

2016 Smith-Williams Game by Game Stats

Opponent	PI	Ht	Ast	Tot	TFL	Sk	QP	PBU	INT
W&M	18	1	1	2					

Smith-Williams Career Stats

Year	GP-GS	Ply	Ht	Ast	Tot	TFL	Sk	PBU	Int	QP
2015	4-0	43	2	2	4	0.5-1				
2016	1-0	18	1	1	2					
Totals	5-0	61	3	2	6	0.5-1				

2 MIKE STEVENS, CB

5-11 ... 190 ... Jr. ... Davidson N.C. (Davidson Day)

2016 Stevens Game by Game Stats

Opponent	PI	Ht	Ast	Tot	TFL	PBU	INT
*W&M	49	3	0	3			

Stevens Career Stats

Year	GP-GS	PI	Hit	Ast	Tot	TFL-YD	Sk-Yd	PBU	Int	CF/RF
2014	11-0	137	3	4	7				2	
2015	13-10	484	18	3	21	0.5-1		5	1-4	
2016	1-1	49	3	0	3					
Totals	25-11	670	24	7	31	0.5-1		7	1-0	

Stevens Career Bests

Plays.....	49	W&M (2016), Clemson (2015)
Tackles.....	3	W&M (2016), Clemson (2014)
Interceptions.....	1	Troy (2015)
PBS.....	1	USA, Troy (2015)

35 KENTAVIUS STREET, DE

6'2 ... 278 ... Jr. .. Greenville, N.C. (Rose)

2016 Street Game by Game Stats

Opponent	PI	Ht	Ast	Tot	TFL	Sk	QP	CF/RF	PBU
*W&M	29	3	0	3	2-7	1-8			

Street Career Stats

Year	GP-GS	PI	Hit	Ast	Tot	TFL	Sk	CF/RF	QP	PBU
2014	12-0	286	10	13	23	1-4			2	1
2015	13-10	425	10	21	31	3-6	0.5-2	1/0	2	2
2016	1-1	29	3	0	3	2-7	1-8			
Totals	26-11	740	23	34	57	6-17	1.5-10	1/0	4	3

Street Career Bests

Plays.....	51	VT (2015)
Tackles.....	6	ODU (2015)
Tackles for Loss.....	2	W&M (2016)
Sacks.....	1	W&M (2016)
Quarterback Pressures.....	1	Louisville (2014)

29 JACK TOCHO, CB

6'0 ... 200 ... Gr. ... Charlotte, N.C. (Independence)

√ Elected a team captain for 2016.

√ A two-time Academic All-ACC performer.

2016 Tocho Game by Game Stats

Opponent	PI	Ht	Ast	Tot	TFL	PBU	QP	INT
*W&M	43	2	0	2		1		

Tocho Career Stats

Year	GP-GS	PI	Hit	Ast	Tot	PBU	QP	Int
2013	12-7	500	17	8	25	3	1	2-50
2014	13-13	830	33	7	40	11	0	1-0
2015	11-3	386	15	5	20	3	0	1-8
2016	1-1	43	2	0	2	1	0	0-0
Totals	37-34	1,759	67	20	87	18	1	4-58

Tocho Career Bests

Plays.....85Old Dominion (2014)
 Tackles.....7Old Dominion (2014)
 Interceptions2Syracuse (2013)

87 MAURICE TROWELL, WR

6'11 ... 191 ... *So ... Durham, N.C. (Southern Durham)

Pronunciation: TROU uhl

2016 Trowell Game by Game Stats

Opponent	PI	Rec	Yds	TD	LP
W&M	24	1	6	0	6

Trowell Career Stats

Year	GP-GS	PI	Rec	Yds	TD	LP
2015	13-7	351	12	210	2	83
2016	1-0	24	1	6	0	6
Totals	14-7	375	13	216	2	83

Trowell Career Bests

Plays.....48WFU (2015)
 Receptions4WFU (2015)
 Rec. Yards.....87WFU (2015)
 Rec. TDs.....1WFU (2015)
 Long Reception.....59WFU (2015)

59 JOHN TU'UTA, C

6'3 ... 280 ... *Sr. ... Fredericksburg, Va. (Fork Union)

Pronunciation: tuh EW tuh

2016 Tu'uta Game by Game Stats

Opponent	PI	KD	Sk Allowed
W&M	6	0	0

Tu'uta Career Stats

Year	GP-GS	Ply	KD	SK Allow
2015	4-0	44	NA	NA
2016	1-0	6	0	0
Totals	5-0	50	NA	NA

8 DRAVIOUS WRIGHT, NICKEL

5'10 ... 208 ... Sr. ... Vero Beach, Fla. (Vero Beach)

Pronunciation: DRAY vee us

2016 Wright Game by Game Stats

Opponent	PI	Ht	Ast	Tot	TFL	Sk	CF/RF	QP
*W&M	26	1	1	2				

D. Wright Career Stats

Year	GP-GS	PI	Hit	Ast	Tot	TFL	Sk	CF/RF	QP
2013	2-0	10	0	0	0				
2014	13-12	523	38	19	57	5-19	1-4	2/0	
2015	13-13	635	26	17	43	4.5-14	2-10	1/1	1
2016	1-1	26	1	1	2				
Totals	29-26	1194	65	37	102	9.5-33	3-14	3/1	1

Wright Career Bests

Plays.....78Old Dominion (2014)
 Tackles.....11Georgia Southern (2014)
 Tackles for Loss1.5Presbyterian, FSU (2014)
 Sacks.....1Louisville (2014), Troy (2015)

Others Seeing Action

	W&M
B. Bodine, RB	ST
V. Grier, WR	5
N. Lacy, CB	ST
J. Maples, PK	ST
T. Meadows, NICST	
S. Morrison, WR	1
S. Paul, CB	ST
T. Riley, DE	3

2016 NC STATE STATS

(1-0 overall, 0-0 in Atlantic Coast Conference)

Date	St	W-L	Score	Opponent	Att./Time	TV	Rusher (Att-Yds-TD)	Passer (C-A-Yds-TD-I)	Receiver (Rec-Yds-TD)	Tackler (Tkl)
9/1	H	W	48-14	William & Mary	57,774	ACCN Extra	Dayes (23-138-2)	Finley (17-21-174-2-0)	Samuels (5-66-1)	Fernandez (7)
9/10	A			East Carolina	12 p.m.	ESPNU				
9/17	H			Old Dominion	6 p.m.	ACCN Extra				
10/1	H			Wake Forest	TBA					
10/8	H			Notre Dame	TBA					
10/15	A			Clemson	TBA					
10/22	A			Louisville	TBA					
10/29	H			Boston College	TBA					
11/5	H			Florida State	TBA					
11/12	A			Syracuse	TBA					
11/19	H			Miami	TBA					
11/25	A			UNC-CH	TBA					

TEAM STATISTICS

TEAM STATISTICS	ST	OPP
SCORING	48	14
Points Per Game	48.0	14.0
Points Off Turnovers	14	0
FIRST DOWNS	28	10
Rushing	14	2
Passing	13	5
Penalty	1	3
RUSHING YARDAGE	259	62
Yards gained rushing	276	78
Yards lost rushing	17	16
Rushing Attempts	57	28
Average Per Rush	4.5	2.2
Average Per Game	259.0	62.0
TDs Rushing	5	1
PASSING YARDAGE	262	106
Comp-Att-Int	23-30-1	10-19-2
Average Per Pass	8.7	5.6
Average Per Catch	11.4	10.6
Average Per Game	262.0	106.0
TDs Passing	2	1
TOTAL OFFENSE	521	168
Total Plays	87	47
Average Per Play	6.0	3.6
Average Per Game	521.0	168.0
KICK RETURNS: #-Yards	1-25	5-118
PUNT RETURNS: #-Yards	1-13	0-0
INT RETURNS: #-Yards	2-20	1-9
KICK RETURN AVERAGE	25.0	23.6
PUNT RETURN AVERAGE	13.0	0.0
INT RETURN AVERAGE	10.0	9.0
FUMBLES-LOST	1-0	0-0
PENALTIES-Yards	7-80	8-70
Average Per Game	80.0	70.0
PUNTS-Yards	2-80	7-264
Average Per Punt	40.0	37.7
Net punt average	40.0	35.9
KICKOFFS-Yards	8-472	3-190
Average Per Kick	59.0	63.3
Net kick average	38.0	38.3
TIME OF POSSESSION/Game	35:13	24:47
3RD-DOWN Conversions	10/15	1/8
3rd-Down Pct	67%	12%
4TH-DOWN Conversions	1/2	0/0
4th-Down Pct	50%	0%
SACKS BY-Yards	1-7	2-14
TOUCHDOWNS SCORED	7	2
FIELD GOALS-ATTEMPTS	0-0	0-0
RED-ZONE SCORES	(7-8) 88%	(2-2) 100%
RED-ZONE TOUCHDOWNS	(7-8) 88%	(2-2) 100%
PAT-ATTEMPTS	(6-7) 86%	(2-2) 100%

SCORE BY QUARTERS	1st	2nd	3rd	4th	Total
NC State	7	21	7	13	48
Opponents	7	0	7	0	14

INDIVIDUAL STATISTICS

RUSHING	GP	Att	Gain	Loss	Net	Avg	TD	Long	Avg/G
Dayes, M.	1	23	138	0	138	6.0	2	30	138.0
Nichols, D.	1	4	27	0	27	6.8	0	11	27.0
Frasier, J.	1	7	26	0	26	3.7	1	8	26.0
Gallaspy, R.	1	4	25	0	25	6.2	0	7	25.0
Samuels, J.	1	5	24	0	24	4.8	2	9	24.0
Hines, N.	1	3	8	0	8	2.7	0	5	8.0
Finley, R.	1	5	10	4	6	1.2	0	7	6.0
McClendon, J.	1	6	18	13	5	0.8	0	6	5.0
Total.....	1	57	276	17	259	4.5	5	30	259.0
Opponents.....	1	28	78	16	62	2.2	1	13	62.0

PASSING	G	Effic	Cmp-Att-Int	Pct	Yds	TD	Lng	Avg/G
Finley, R.	1	181.98	17-21-0	81.0	174	2	22	174.0
McClendon, J.	1	126.58	6-9-1	66.7	88	0	29	88.0
Total.....	1	165.36	23-30-1	76.7	262	2	29	262.0
Opponents.....	1	95.81	10-19-2	52.6	106	1	32	106.0

RECEIVING	G	No.	Yds	Avg	TD	Long	Avg/G
Samuels, J.	1	5	66	13.2	1	22	66.0
Hines, N.	1	4	42	10.5	0	21	42.0
Cherry, B.	1	3	36	12.0	1	16	36.0
Harmon, K.	1	2	53	26.5	0	29	53.0
Dayes, M.	1	2	18	9.0	0	14	18.0
Moss, T.	1	2	16	8.0	0	9	16.0
Meyers, J.	1	1	9	9.0	0	9	9.0
Trowell, M.	1	1	6	6.0	0	6	6.0
Cook, C.	1	1	6	6.0	0	6	6.0
Gallaspy, R.	1	1	6	6.0	0	6	6.0
Louis, S.	1	1	4	4.0	0	4	4.0
Total.....	1	23	262	11.4	2	29	262.0
Opponents.....	1	10	106	10.6	1	32	106.0

PUNT RETURNS	No.	Yds	Avg	TD	Long
Cherry, B.	1	13	13.0	0	13
Total.....	1	13	13.0	0	13
Opponents.....	0	0	0.0	0	0

KICK RETURNS	No.	Yds	Avg	TD	Long
Hines, N.	1	25	25.0	0	25
Total.....	1	25	25.0	0	25
Opponents.....	5	118	23.6	0	53

2016 NC STATE STATS

INTERCEPTIONS	No.	Yds	Avg	TD	Long
Jones, Jo.	1	9	9.0	0	9
Fernandez, J.	1	11	11.0	0	11
Total.....	2	20	10.0	0	11
Opponents.....	1	9	9.0	0	9

FUMBLE RETURNS	No.	Yds	Avg	TD	Long
Total.....	0	0	0.0	0	0
Opponents.....	0	0	0.0	0	0

2 point conv.

SCORING	TD	(R-P-Ret)	Rcv	Rsh	Pass	PAT	DXP	SAF	FG-FGA	Pts
Samuels, J.	3	(2-1-0)	-	-	-	-	-	-	-	18
Dayes, M.	2	(2-0-0)	-	-	-	-	-	-	-	12
Cherry, B.	1	(0-1-0)	-	-	-	-	-	-	-	6
Frasier, J.	1	(1-0-0)	-	-	-	-	-	-	-	6
Bambard, K.	0	(0-0-0)	-	-	-	5-6	-	-	-	5
Haskins, C.	0	(0-0-0)	-	-	-	1-1	-	-	-	1
Totals....	7	(5-2-0)	-	-	-	6-7	-	-	-	48
Opponents.....	2	(1-1-0)	-	-	-	2-2	-	-	-	14

TOTAL OFFENSE	G	Plays	Rush	Pass	Total	Avg/G
Finley, R.	1	26	6	174	180	180.0
Dayes, M.	1	23	138	0	138	138.0
McClendon, J.	1	15	5	88	93	93.0
Nichols, D.	1	4	27	0	27	27.0
Frasier, J.	1	7	26	0	26	26.0
Gallaspy, R.	1	4	25	0	25	25.0
Samuels, J.	1	5	24	0	24	24.0
Hines, N.	1	3	8	0	8	8.0
Total.....	1	87	259	262	521	521.0
Opponents.....	1	47	62	106	168	168.0

FIELD GOALS	M-A	Pct	01-19	20-29	30-39	40-49	50-99	Lg	Blk
Total.....	0-0	----	0-0	0-0	0-0	0-0	0-0	0	0
Opponents.....	0-0	----	0-0	0-0	0-0	0-0	0-0	0	0

KICKOFFS	No.	Yds	Avg	TB	OB	Ret	Net	Yd Ln
Maples, J.	6	355	59.2	2	1			
Bambard, K.	2	117	58.5	0	0			
Total.....	8	472	59.0	2	1	118	38.0	27
Opponents.....	3	190	63.3	2	0	25	38.3	26

PUNTING	No.	Yds	Avg	Long	TB	FC	I20	50+	Blkd
Cole, AJ	2	80	40.0	41	0	1	0	0	0
Total.....	2	80	40.0	41	0	1	0	0	0
Opponents.....	7	264	37.7	53	0	3	1	1	0

ALL PURPOSE	G	Rush	Rec	PR	KOR	IR	Tot	Avg/G
Dayes, M.	1	138	18	0	0	0	156	156.0
Samuels, J.	1	24	66	0	0	0	90	90.0
Hines, N.	1	8	42	0	25	0	75	75.0
Harmon, K.	1	0	53	0	0	0	53	53.0
Cherry, B.	1	0	36	13	0	0	49	49.0
Gallaspy, R.	1	25	6	0	0	0	31	31.0
Nichols, D.	1	27	0	0	0	0	27	27.0
Frasier, J.	1	26	0	0	0	0	26	26.0
Moss, T.	1	0	16	0	0	0	16	16.0
Fernandez, J.	1	0	0	0	0	11	11	11.0
Jones, Jo.	1	0	0	0	0	9	9	9.0
Meyers, J.	1	0	9	0	0	0	9	9.0
Finley, R.	1	6	0	0	0	0	6	6.0
Trowell, M.	1	0	6	0	0	0	6	6.0
Cook, C.	1	0	6	0	0	0	6	6.0
McClendon, J.	1	5	0	0	0	0	5	5.0
Louis, S.	1	0	4	0	0	0	4	4.0
Total.....	1	259	262	13	25	20	579	579.0
Opponents.....	1	62	106	0	118	9	295	295.0

MISCELLANEOUS STATISTICS

	Third Down Conversions				Totals
	1st	2nd	3rd	4th	
NC State	3-3 (.100)	5-6 (.833)	1-3 (.333)	1-3 (.333)	10-15 (.667)
Opponents	1-1 (1.000)	0-1 (.000)	0-3 (.000)	0-3 (.000)	1-8 (.125)

	Fourth Down Conversions				Totals
	1st	2nd	3rd	4th	
NC State	0-0 (.000)	0-0 (.000)	0-1 (.000)	1-1 (1.000)	1-2 (.500)
Opponents	0-0 (.000)	0-0 (.000)	0-0 (.000)	0-0 (.000)	0-0 (.000)

	Time of Possession				Total
	1st	2nd	3rd	4th	
NC State	8:46	9:27	8:28	8:23	35:13
Opponents	6:14	5:33	6:32	6:28	24:47

	Average Field Position				Totals
	1st	2nd	3rd	4th	
NC State	27	40	48	27	37
Opponents	25	33	19	26	26

	Scoring in the Red Zone						TIME EXPIRED
	Poss	TD	FG	TO	MFG	DOWNS	
NC State	8	7	0	0	0	1	0
Opponents	2	2	0	0	0	0	0

	First & Goal						TIME EXPIRED
	Poss	TD	FG	TO	MFG	DOWNS	
NC State	5	4	0	0	0	1	0
Opponents	1	1	0	0	0	0	0

2016 PARTICIPATION

Name, Pos	W&M	ECU	ODU	WF	ND	Clem	Lou	BC	FSU	Syr	Miami	UNC	2016 Tot.	2016 GP-GS	Career GP-GS
Adams, Tony - OG	81												81	1-1	26-23
Bambard, Kyle - PK	ST												ST	1-0	14-13
Bodine, Brady - RB	ST												ST	1-0	9-0
Boone, Shawn - S	43												43	1-1	23-3
Bradbury, Garrett - OG	81												81	1-1	12-1
Bryant, Furndraus - DT	13												13	1-0	14-0
Cherry, Bra'Lon - WR	39												39	1-1	36-16
Chubb, Bradley - DE	32												32	1-1	25-14
Clark, Niles - NIC	22												22	1-0	35-0
Cole, A.J. - P	ST												ST	1-1	14-14
Cook, Cole - TE	37												37	1-0	27-7
Daniel, Peter - OT	6												6	1-0	14-0
Dayes, Matt - RB	48												48	1-1	33-13
Eyers, Clark - TE	22												22	1-0	5-0
Fernandez, Jerod - LB	43												43	1-1	26-19
Finley, Ryan - QB	61												61	1-1	1-1
Frasier, Johnny - RB	7												7	1-0	1-0
Gallaspy, Reggie - RB	21												21	1-0	13-1
Grazen, Ben - WR	5												5	1-0	7-0
Grier, Vernon - WR	5												5	1-0	1-0
Griffiths, Tyler - LS	ST												ST	1-0	14-0
Harmon, Kelvin - WR	38												38	1-0	1-0
Haskins, Connor - PK	ST												ST	1-1	1-1
Hill, B.J. - DT	32												32	1-1	26-19
Hines, Nyheim - WR	35												35	1-1	14-5
Howell, Ford - LB	6												6	1-0	14-0
Jones, Josh - S	49												49	1-1	26-20
Jones, Justin - DT	26												26	1-1	24-4
Jones, Tyler - OT	81												81	1-1	12-7
Kennedy, Bryce - OG	6												6	1-0	16-1
Lacy, Nicholas - CB	ST												ST	1-0	15-0
Locklear, Gavin - WR	8												8	1-0	13-0
Louis, Stephen - WR	35												35	1-1	13-3
Maples, Jackson - PK	ST												ST	1-0	14-0
McClendon, Jalen - QB	26												26	1-0	8-0
McCloud, Nick - CB	6												6	1-0	1-0
McGirt, Emanuel - OT	6												6	1-0	1-0
McKeever, Pharoah - TE	5												5	1-0	17-2
Meadows, Trae - NIC	ST												ST	1-0	1-0
Meyers, Jakobi - WR/QB	14												14	1-0	1-0
Moore, Airius - LB	43												43	1-1	27-18
Morehead, Jarius - S	6												6	1-0	1-0
Moss, Thaddeus - TE/FB	32												32	1-0	1-0
Morrison, Stephen - WR	ST												ST	1-0	3-0
Nelson, Monty, DT	11												11	1-0	32-11
Nichols, Dakwa - RB	8												8	1-0	26-2
Nicholson, Riley - LB	6												6	1-0	14-4
Paul, Sean - CB	ST												ST	1-0	18-0
Phillips, Freddie - CB	ST												ST	1-0	13-0
Prescod, Terronne - OG	6												6	1-0	13-0
Richardson, Will - OT	81												81	1-1	12-10
Riley, Tyrone - DE	3												3	1-0	1-0
Roseboro, Darian - DE	23												23	1-0	14-0
Samuels, Jaylen - TE/FB	47												47	1-1	27-13
Scelfo, Joe - C	81												81	1-1	1-1
Sessoms, Josh - S	ST												ST	1-0	26-0
Smith-Williams, James - DE	18												18	1-0	5-0
Stevens, Mike - CB	49												49	1-1	25-11
Street, Kentavius - DE	29												29	1-1	26-10
Tocho, Jack - CB	43												43	1-1	37-24
Trowell, Maurice - WR	24												24	1-0	14-7
Tu'uta, John - C	6												6	1-0	5-0
Wright, Dexter - S	INJ												INJ	0-0	13-0
Wright, Dravious - NIC	26												26	1-1	39-26

2016 NC STATE DRIVE CHARTS

NC State vs. William & Mary

<u>Qtr</u>	<u>Spot</u>	<u>Obtained</u>	<u>Pl-Yds</u>	<u>TOP</u>	<u>Result</u>
1	S30	Kickoff	8-70	3:24	Touchdown
	S25	Kickoff	16-75	6:39	Touchdown
2	S12	Punt	9-50	3:31	Interception
	W26	Interception	7-26	3:30	Touchdown
	S35	Interception	7-65	1:09	Touchdown
3	S25	Kickoff	3-4	1:15	Punt
	S36	Punt	10-64	4:04	Touchdown
	W33	Punt	5-32	2:26	Downs
	W33	Punt	6-33	2:29	Touchdown
4	S23	Punt	10-77	3:15	Touchdown
	S38	Punt	3-(-1)	1:34	Punt
	S20	Punt	3-11	1:57	End of half

2016 OPPONENTS DRIVE CHARTS

William & Mary vs. NC State

<u>Qtr</u>	<u>Spot</u>	<u>Obtained</u>	<u>Pl-Yds</u>	<u>TOP</u>	<u>Result</u>
1	W25	Kickoff	11-75	6:14	Touchdown
2	S45	Kickoff	4-(-7)	2:09	Punt
	W28	Interception	2-2	0:35	Interception
	W25	Kickoff	7-30	2:19	Interception
	W24	Kickoff	1(-2)	0:15	End of half
3	W35	Kickoff	4-65	1:36	Touchdown
	W30	Punt	3-(-5)	1:31	Punt
	W13	Kickoff	3-(-3)	1:32	Punt
	W01	Downs	3-3	1:47	Punt
4	W25	Kickoff	3-8	1:52	Punt
	W31	Kickoff	3-9	2:17	Punt
	W24	Punt	3-3	2:07	Punt