



WAKE FOREST DEMON DEACONS

2015-16 WAKE FOREST BASKETBALL

MARCH 8-12, 2016
VERIZON CENTER
WASHINGTON, DC
#GoDeacs

WAKE FOREST (11-19, 2-16) AT 2016 ACC TOURNAMENT

THE TEAM

WAKE FOREST
DEMON DEACONS



@TieDyeNation

THE NUMBERS

Record	11-19
ACC	2-16
Home	6-9
Away	3-9
Neutral	2-1
National Ranking	NR
Scoring Offense	74.1
Scoring Defense	79.2
Rebound Margin	+1.2
FG% Offense	44.2
FG% Defense	44.1
3FG% Offense	31.5
3FGs/Game	6.2
FT%	66.0
A/TO Ratio	0.96
Turnover Margin	-3.6
Steals	5.8
Blocks	4.4

MEDIA INFORMATION

MEN'S BASKETBALL SID: Steve Kirkland

Email: skirkland@wfu.edu

Cell: (434) 825-5241

Twitter: @skirkland14

THE COVERAGE

BROADCASTS

ESPN2

Play-by-Play: Sean McDonough

Color Analyst: Doris Burke

ACC Network

Play-by-Play: Tim Brant

Color Analyst: Mike Gminski



RADIO

Wake Forest Sports Network

Play-by-Play: Stan Cotten

Color Analyst: Mark Freidinger

Studio Host: Phil Brame

WakeForestSports.com

Live audio stream of broadcast



ONLINE

Twitter // @TieDyeNation

Live updates with stats & notes

Facebook // fb.com/WakeForestSports

In-game updates and photos

YouTube // WakeForestAthletics

Postgame highlights and interviews



DEACONS TRAVEL TO DC FOR ACC TOURNAMENT

- Wake Forest opens the ACC Tournament with a first round matchup against NC State
- The Demon Deacons are looking for their first win in the nation's capital since a 78-77 victory at George Washington on December 6, 1975
- Wake Forest's only previous game in the Verizon Center was an ACC quarterfinal loss to NC State in the 2005 tournament

AGAINST THE WOLFPACK

- NC State leads the all-time series 140-103 (NCSU leads 8-4 in ACCT)
- The last nine regular season meetings have been won by the home team
- Wake Forest defeated NC State 77-74 on Jan. 10 in Winston-Salem and the Wolfpack won the rematch, 99-88, on Feb. 13 in Raleigh
- Devin Thomas had a pair of 20-and-10 games against NC State this season (20p/11r in Winston-Salem; 15p/21r in Raleigh)
- The last meeting in the ACC Tournament came in 2006, an 82-71 Demon Deacon victory in the quarterfinals in Greensboro

ACC TOURNAMENT HISTORY

- Wake Forest has a 43-58 all-time record in the ACC Tournament
- The Demon Deacons won the tournament in 1961, 1962, 1995 and 1996
- Wake Forest is 1-1 in opening round games, defeating Notre Dame in 2014 and falling to Virginia Tech in 2015
- The Deacs are 2-4 in Washington area ACC Tournament games (0-1 at Verizon Center and 2-3 in Landover, Md.)

CHALLENGING SCHEDULE

- Wake Forest's strength of schedule is ranked No. 1 nationally in the ESPN BPI, No. 2 in the Sagarin Ratings and No. 4 by KenPom
- Wake played a school-record 11 regular season games against ranked opponents, most in the ACC and one shy of the national high of 12
- To end January, Wake Forest played four-straight ranked foes for just the second time in school history (end of 1972-73 season)
- 24 of Wake Forest's 30 regular season games are against teams currently ranked in the RPI Top 125 (eight games vs. the Top 25)

SPREADING THE WEALTH

- Wake has had 11 different players record a double-figure scoring game this season, its most since 11 players accomplished the feat in 1982-83
- The Deacons lead the ACC in that category (Miami is second with 10)
- Of the 11 players, nine had a double-figure game in ACC play (most in the ACC)

2015-16 SCHEDULE

NOVEMBER

6	UNC PEMBROKE (ex.)	W, 86-64
13	UMBC ^	ESP3 W, 78-73
15	at Bucknell	CBSN W, 90-82
18	RICHMOND	ESP3 L, 82-91
23	vs. #13 Indiana %	ESP2 W, 82-78
24	vs. #19 Vanderbilt %	ESPN L, 64-86
25	vs. UCLA %	ESP2 W, 80-77
30	at Rutgers @	ESPNJ W, 69-68

DECEMBER

4	ARKANSAS	ESP3 W, 88-85
15	UNC GREENSBORO	ESP3 W, 81-71
18	COASTAL CAROLINA	ESP3 W, 83-77
22	#6 XAVIER	RSN L, 70-78
29	at LSU	ESPNJ W, 77-71

JANUARY

3	at #18 Louisville *	ESPNJ L, 57-65
6	#14 DUKE *	ESPNJ L, 75-91
10	NC STATE *	ESPNJ W, 77-74
13	at Virginia Tech *	RSN L, 91-93
16	SYRACUSE *	ACCN L, 55-83
20	at #2 North Carolina *	ESP2 L, 68-83
23	at #15 Miami *	ACCN L, 63-77
26	#11 VIRGINIA *	ESP3 L, 71-72
31	at #25 Notre Dame *	ACCN L, 62-85

FEBRUARY

2	CLEMSON *	ACCN L, 62-76
6	FLORIDA STATE *	RSN L, 71-91
10	at Georgia Tech *	RSN L, 66-71
13	at NC State *	RSN L, 88-99
16	at Pitt *	ESPNJ L, 96-101 (2ot)
21	BOSTON COLLEGE *	ESPNJ W, 74-48
24	#23 NOTRE DAME *	RSN L, 58-69
28	VIRGINIA TECH *	ESPNJ L, 74-81

MARCH

1	at #17 Duke *	ACCN L, 71-79
8-12	at ACC Tournament (Washington, D.C.)	

All Times Eastern

* ACC Game

^ Maui Jim Maui Invitational Opening Game

% Maui Jim Maui Invitational (Lahaina, HI)

@ Big Ten/ACC Challenge

POSSIBLE STARTERS

No.	Pos.	Name	Yr.	Ht. / Wt.	PPG	RPG	Of Note
0	G	Codi Miller-McIntyre	Sr.	6-3 / 205	9.2	4.3	Season-high 24 points at NC State
2	F	Devin Thomas	Sr.	6-9 / 245	15.7	10.1	ACC active leader in rebounds & double-doubles
10	G	Mitchell Wilbekin	So.	6-2 / 175	7.2	2.0	Multiple 3-pointers in 16 games this season
13	G	Bryant Crawford	Fr.	6-3 / 200	13.6	3.0	2nd Wake frosh w/300 pts & 100 assts (Paul)
44	F	Dinos Mitoglou	So.	6-10 / 245	9.4	5.3	Three double-doubles this season

KEY RESERVES

No.	Pos.	Name	Yr.	Ht./Wt.	PPG	RPG	Of Note
20	F	John Collins	Fr.	6-10 / 225	7.5	4.0	Career-high 16 points vs. ND in 1st career start
4	C	Doral Moore	Fr.	7-1 / 265	3.9	2.6	Shot 72.3% FG (34-47) in ACC play
11	F	Greg McClinton	R-So.	6-7 / 200	3.2	2.4	Career-high 13 points vs. Coastal Carolina
23	G	Rondale Watson	So.	6-3 / 195	2.9	1.5	Career-high 11 points (3-3 3FG) at Va. Tech
43	G	Trent VanHorn	Jr.	6-3 / 215	1.7	0.9	Career-high 12 points vs. Vanderbilt in Maui

CARPE DEACON. SEIZE THE GAME.



2016 NEW YORK LIFE ACC TOURNAMENT

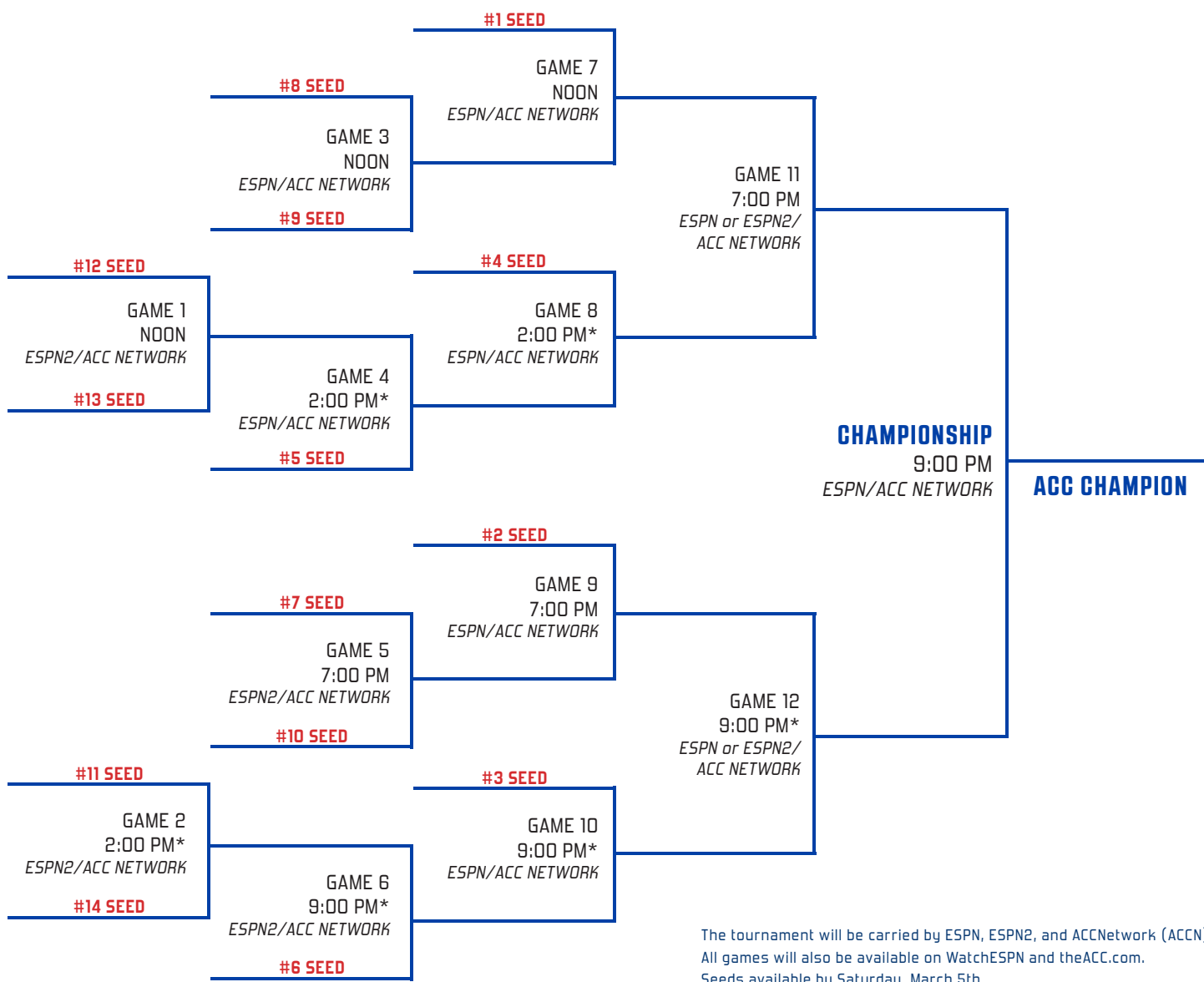
FIRST ROUND
TUESDAY, MARCH 8

SECOND ROUND
WEDNESDAY, MARCH 9

QUARTERFINALS
THURSDAY, MARCH 10

SEMIFINALS
FRIDAY, MARCH 11

CHAMPIONSHIP
SATURDAY, MARCH 12



The tournament will be carried by ESPN, ESPN2, and ACCNetwork (ACCN).
All games will also be available on WatchESPN and theACC.com.
Seeds available by Saturday, March 5th.

*Denotes approximate time

2015-16 WAKE FOREST MEN'S BASKETBALL GAME NOTES

CRAWFORD IN ELITE COMPANY

- Bryant Crawford is the eighth ACC freshman since 2000 to score at least 350 points and amass at least 100 assists and 40 steals during his rookie campaign
- Of the seven previous players to accomplish the feat, all seven earned ACC All-Freshman accolades (five were unanimous selections) and six of the seven earned All-ACC honors as a freshman

ACC Freshmen since 2000 with 350p/100a/40s

Jay Williams (Duke, 2000)
Raymond Felton (UNC, 2003)
Chris Paul (WF, 2004)
Ty Lawson (UNC, 2007)
Javaris Crittenton (GT, 2007)
Tyler Ennis (Syracuse, 2014)
Tyrus Jones (Duke, 2015)
Bryant Crawford (WF, 2016)

CRAWFORD THE SCORER...

- Freshman Bryant Crawford is second on the team in scoring at 13.6 points per game and has led the Deacs in scoring 12 times this year
- His five 20-point games are the most by a Deacon freshman since Travis McKie had five in 2010-11 and if he scores 20 points today, six 20-point games would be the most by a Wake freshman since 2007-08 (James Johnson-7, Jeff Teague-6)
- With 22 points vs. Virginia and 20 points at Notre Dame, Crawford was the first Wake freshman with consecutive 20-point games in conference play since McKie and the first to accomplish the feat against a pair of ranked opponents since James Johnson in 2007-08
- He was the first Deacon freshman to have two 20-point games among his first three collegiate games since Rodney Rogers in 1990-91

AND CRAWFORD THE PASSER/DEFENDER...

- Bryant Crawford has a pair of nine-assist games this season (Arkansas, Coastal Carolina), the most assists in a game by a Wake freshman since Ish Smith in 2006-07
- Crawford is averaging 4.4 assists per game and is the only freshman to rank among the ACC's top 10 in assists
- He is one of two freshmen in the nation averaging at least 13.5 points and 4.4 assists this season (Ben Simmons of LSU)
- He led the conference with 31 steals in league play, the most by a Deac since Chris Paul in 2004-05

CRAWFORD HONORED

- Bryant Crawford was named ACC Rookie of the Week on Feb. 22 after strong performances at Pitt and against BC
- Crawford had 20 points, six rebounds, six assists and five steals at Pitt, the first 20-5-5-5 game by a Deac since Chris Paul against North Carolina in 2005
- He also had 12 points, six rebounds, six assists and three steals in the victory over Boston College

CODI'S BACK

- Senior guard Codi Miller-McIntyre made his season debut against UNCG after missing the first eight games of the season due to a foot fracture suffered in mid-October
- Miller-McIntyre has posted three 20-point games this season and leads the team with 22 career 20-point games
- At LSU, he recorded a career-high 12 rebounds in his first start of the season
- Miller-McIntyre had a season-high eight assists (and no turnovers) against Virginia
- His 24-point outing at NC State is the highest-scoring game by a Demon Deacon this season
- He led the Deacs in scoring each of the past two seasons

MAKE A PASS

- The Deacons have two players averaging at least four assists per game, Bryant Crawford (4.4 apg) and Codi Miller-McIntyre (4.0 apg)
- They could become the first pair of Deacs to average over four assists per game since 1987-88 (Cal Boyd-5.2 and Tony Black-4.4)
- Wake Forest was the only school with two of the ACC's top 10 assist leaders during conference play

THOMAS DOMINATING INSIDE

- Devin Thomas has 13 double-doubles this season, including three 20-and-15 games
- Thomas had 21 points and 17 rebounds vs. UMBC, 23 points and 17 rebounds at Rutgers and 15 points and 21 rebounds at NC State
- Thomas' four career 20-and-15 games are the most by a Deacon in the post-Tim Duncan era
- Thomas' six 20-and-10 games this season lead the ACC and are the most by a Deacon in a season since Al-Farouq Aminu had eight in 2009-10

THOMAS CRASHES THE BOARDS

- Devin Thomas is the ACC's active leader in career rebounds (1,048), career double-doubles (34) and career double-figure rebounding games (43)
- His 1,048 career rebounds rank fourth in school history
- Thomas enters the ACC Tournament seven rebounds shy of entering the ACC all-time top 25 in career rebounding
- His 21 rebounds at NC State were the most by a Deac since Tim Duncan had 22 boards vs. St. Mary's in the 1997 NCAA
- Thomas will lead the team in rebounding this season, joining Tim Duncan, Rod Griffin and Dickie Hemric as the only Deacons to lead the squad in rebounding for four consecutive seasons
- He recently became the 33rd player in ACC history with 1,000 rebounds and only the 16th player in league history with at least 1,000 points, 1,000 rebounds and 125 blocked shots

MORE, MORE, MOORE!!!

- Freshman center Doral Moore made his first career start against Boston College and posted a career-high 19 points
- In the last six contests, Moore is averaging 8.0 points, 5.3 rebounds and 1.8 blocks per game, shooting 67.9 percent (19-28) from the floor
- 31 of 47 of Moore's field goals this season (25 of 34 in ACC play) have been dunks

NEWCOMERS MAKING THEIR MARK

- The Demon Deacon freshman trio of Bryant Crawford, John Collins and Doral Moore has combined for 24.3 points, 9.4 rebounds, 4.5 assists and 1.7 blocks per game this season
- Crawford is second on the team in scoring (13.6) and leads the team in assists (127), 3-pointers (53) and steals (46)
- Freshman forward John Collins is averaging 7.5 points per game, scoring in double figures in 13 games
- Collins leads the team in field goal percentage at 55.2 percent (80-145) (min. 100 attempts)
- Freshman center Doral Moore is averaging 3.9 points per game and averaged 4.8 points and 2.9 rebounds in ACC play

WILBEKIN THE SHARP-SHOOTER

- Mitchell Wilbekin tied his career high with four 3-pointers against both UCLA and Rutgers
- Wilbekin is second on the team with 48 3-pointers this year
- In Wake's 11 wins this season, Wilbekin is shooting 44.1 percent (26-59) from behind the arc

UNIVERSITY QUICK FACTS

Location . . . Winston-Salem, NC 27109
Founded 1834
Enrollment 4,748 undergraduate
Colors Old Gold & Black
Stadium LJV Coliseum (14,665)
Conference Atlantic Coast
President Dr. Nathan O. Hatch
Athletic Director Ron Wellman
Athletic Dept. Phone . . . (336) 758-5616
Ticket Office Phone . . . (888) 758-DEAC

PROGRAM HISTORY

First Year of Basketball 1906
Season of Basketball 109th
All-Time Record 1,499-1,185
All-Time ACC Record 421-501
ACC Champions . . . 1961, 1962, 1995, 1996
NCAA Appearances (Last) 22 (2010)

WAKE FOREST IMG SPORTS NETWORK

Play-By-Play Announcer . . . Stan Cotten
Color Analyst Mark Friedinger
Studio Host Phil Brame
President Ben Sutton, Jr.
General Manager Jeff Salisbury

WAKE FOREST BASKETBALL RADIO NETWORK AFFILIATES

Charlotte	WCRU-AM	960
Charlotte	WCRU-FM	105.7
Durham	WDRU-FM	105.5
Galax, VA; Triad	WBRF-FM	98.1
Greensboro	WKEW-AM	1400
Greensboro	WKEW-FM	96.3
Marion	WBRM-AM	1250
New Bern	WWNB-AM	1490
New Bern	WWNB-FM	103.9
Raleigh	WDRU-AM	1030
Raleigh	WDRU-FM	105.7
Statesville	WSIC-AM	1400
Statesville	WSIC-FM	100.7
Winston-Salem	WEGO-AM	980
Winston-Salem	WPOL-AM	1340
Winston-Salem	WPOL-FM	103.5

DANNY MANNING SHOW RADIO NETWORK AFFILIATES

Galax, VA; Triad	WBRF-FM	98.1
New Bern	WWNB-AM	1490
New Bern	WWNB-FM	103.9
Statesville	WSIC-AM	1400
Statesville	WSIC-FM	100.7
Winston-Salem	WEGO-AM	980

2015-16 WAKE FOREST MEN'S BASKETBALL GAME NOTES

AP POLL (2/29)

1	Kansas (63)	25-4	1,623
2	Michigan State (2)	24-5	1,510
3	Villanova	25-4	1,479
4	Virginia	22-6	1,405
5	Xavier	25-4	1,356
6	Oklahoma	22-6	1,297
7	Miami (FL)	23-5	1,211
8	North Carolina	23-6	1,205
9	Oregon	23-6	1,065
10	West Virginia	22-7	1,056
11	Louisville	22-7	822
12	Indiana	23-6	819
13	Utah	23-7	751
14	Maryland	23-6	733
15	Purdue	22-7	613
16	Iowa	20-8	572
17	Duke	21-8	495
18	Arizona	22-7	450
19	Baylor	21-8	447
20	Texas A&M	22-7	419
21	Iowa State	20-9	413
22	Kentucky	21-8	405
23	Texas	19-10	338
24	SMU	24-4	196
25	California	21-8	178

Others receiving votes: Wisconsin 93, Seton Hall 60, Wichita St 43, Saint Joseph's 29, **Notre Dame 14**, Texas Tech 12, Cincinnati 4, **Vanderbilt 3**, Saint Mary's 3, Arkansas-Little Rock 2, Valparaiso 2, Dayton 1, Stephen F. Austin 1

USA TODAY POLL (2/29)

1	Kansas (31)	25-4	799
2	Villanova	25-4	734
3	Michigan State (1)	24-5	733
4	Virginia	22-6	673
5	Xavier	25-4	637
6	Oklahoma	22-6	623
7	Miami (FL)	23-5	607
8	North Carolina	23-6	584
9	West Virginia	22-7	518
10	Oregon	23-6	510
11	Indiana	23-6	434
12	Maryland	23-6	405
13	Purdue	22-7	330
13	Utah	23-7	330
15	Iowa	20-8	321
16	Arizona	22-7	307
17	Baylor	21-8	288
18	Texas A&M	22-7	261
19	Kentucky	21-8	226
20	Iowa State	20-9	221
21	Duke	21-8	211
22	Texas	19-10	187
23	Wichita St	23-7	68
24	Saint Mary's	24-4	61
25	California	21-8	58

Others receiving votes: Wisconsin 52, **Notre Dame 42**, Seton Hall 39, Texas Tech 36, Providence 28, **Pittsburgh 17**, Saint Joseph's 17, South Carolina 16, Dayton 14, Valparaiso 6, St Bonaventure 4, Colorado 2, Arkansas-Little Rock 1

2015-16 Opponents in Bold

OFF THE BENCH

- The Deacons have had 25 double-figure scoring performances from reserves this season, already eclipsing the total from last season (20)
- Four times this season (Vanderbilt, Arkansas, Coastal Carolina, Duke), Wake has had a pair of double-figure scorers off the bench

GET TO THE LINE

- The Deacs rank in the top-25 nationally in free throw attempts per game at 25.3 FTAs per game
- Devin Thomas' 215 free throw attempts this season rank him in the top-30 nationally
- Thomas is the first Deacon to have 200 free throw attempts in a season since Jeff Teague in 2008-09

NOTHING IS OVER UNTIL WE DECIDE IT IS!

- Wake has rallied from down double-digits in two of its 11 wins this year
- The Deacs trailed by 13 in the first half and by 11 at the half in their 90-82 victory at Bucknell on Nov. 15
- Wake came back from 12 down in the second half of the 69-68 win at Rutgers in the Big Ten/ACC Challenge on Nov. 30
- It is the first time the Deacs have rallied from at least 12 points down to win twice in a season since 2012-13 and just third time in history they have accomplished the feat twice on the road in the same season (2006-07, 1981-82)

STRONG PERFORMANCE IN MAUI

- Wake Forest finished third at the Maui Jim Maui Invitational in its debut in the event
- The Deacons defeated No. 13 Indiana in the quarterfinals, fell to Vanderbilt in the semifinals and downed UCLA in the 3rd Place Game

FOUR SIGN WITH WAKE FOREST

- Wake Forest signed four recruits to a National Letter of Intent during the early signing period in November
 - Brandon Childress (Winston-Salem, N.C.), a 6-0 four-star guard and son of assistant coach Randolph Childress
 - Samuel Japhet-Mathias (London, England), a 6-11 four-star center who played last season at Vermont Academy before returning home to England for his senior season
 - Donovan Mitchell (Clovis, Calif.), a 6-8 three-star forward from Buchanan High School
 - Richard Washington (Williamsburg, Va.), a 6-5 three-star guard/forward from Walsingham Academy

DEACS IN THE NBA

- Six former Wake Forest players are currently on NBA rosters
- Tim Duncan (1994-97) is in his 19th season with the San Antonio Spurs and is a five-time NBA Champion and two-time league MVP
- Chris Paul (2004-05) is in his fifth season with the Los Angeles Clippers and his 11th season overall in the league. A member of the All-NBA team a year ago, he is a nine-time NBA All-Star
- Paul was selected to the 2016 All-Star Game, marking the 17th consecutive year a Demon Deacon has been an All-Star, the longest active streak of any college
- Jeff Teague (2008-09) is in his seventh season with the Atlanta Hawks. Last year he earned his first NBA All-Star Game selection as he averaged 15.9 points per game
- James Johnson (2008-09) is with the Toronto Raptors, Al-Farouq Aminu (2009-10) is with the Portland Trail Blazers and Ish Smith (2007-10) is with the Philadelphia 76ers

HEAD COACH DANNY MANNING



2nd Season at Wake Forest

Alma Mater: Kansas, 1991

COACHING EXPERIENCE

- University of Kansas — 2004-07 (4 seasons)
Director of Student-Athlete Development/Team Manager
- University of Kansas — 2008-12 (5 seasons)
Assistant Coach
- University of Tulsa — 2013-14 (2 seasons)
Head Coach
- Wake Forest — 2015 (2nd season)
Head Coach

MANNING COACHING RECORD

Year	School	Record	Conf	Postseason
2013	Tulsa	17-16	8-8 (5th)	CBI
2014	Tulsa	21-13	13-3 (t-1st*)	NCAA 2nd
<i>*C-USA Tournament champions</i>				
2015	Wake Forest	13-19	5-13 (12th)	
2016	Wake Forest	11-19	2-16	
Career		62-67	28-40	
		(.481)	(.412)	
Wake Forest		24-38	7-29	
		(.387)	(.194)	

ACCOMPLISHMENTS AS HEAD COACH

- 2013-14 C-USA Coach of the Year
- 2013-14 C-USA Tournament Championship
- 2013-14 C-USA Regular Season Co-Championship
- 2013-14 NCAA Tournament Second Round

COLLEGIATE PLAYING CAREER

- University of Kansas — 1984-88
- Kansas' all-time leading scorer and rebounder, finishing his four-year career with 2,951 points and 1,187 rebounds.
- 10th all-time leading scorer in NCAA history.
- Consensus first-team All-American (1987, 1988).
- Consensus College Player of the Year (1988).
- Three-time Big Eight Conference Player of the Year (1986, 1987, 1988).
- 1988 NCAA Final Four Most Outstanding Player after leading Kansas to the 1988 national title.
- Led Kansas to the 1986 NCAA Final Four.
- Inducted into the National Collegiate Basketball Hall of Fame on November 23, 2008.

PROFESSIONAL PLAYING CAREER

- Played 15 seasons in the NBA for seven different teams (Clippers, Hawks, Suns, Bucks, Jazz, Mavericks, Pistons).
- The No. 1 pick in the 1988 NBA Draft by the L.A. Clippers.
- Two-time NBA All-Star (1993, 1994).
- NBA Sixth Man of the Year (1998).
- Averaged 14.0 points and 5.2 rebounds in 883 career games.

INTERNATIONAL PLAYING CAREER

- Won a bronze medal as a member of the 1988 USA Olympic Team in Seoul, South Korea.
- Won a silver medal for the U.S. at the 1987 Pan American games in Indianapolis.

2015-16 WAKE FOREST MEN'S BASKETBALL GAME NOTES

2015-16 DEMON DEACON ROSTER

NO.	PLAYER	POS.	YR.	HT.	HOMETOWN	PPG	RBG	OTHER	MINUTES
0	Codi Miller-McIntyre (<i>MACK-in-tire</i>) • Scored a season-high 24 points (including a career-high three 3-pointers) at NC State (Feb. 13)	G	Sr.	6-3	Concord, N.C.	9.2	4.3	4.0 apg	30.3
2	Devin Thomas • ACC active leader in career rebounds (1,048) and double-doubles (34)	F	Sr.	6-9	Harrisburg, Pa.	15.7	10.1	1.5 bpg	30.5
4	Doral Moore (<i>Door-al</i>) • Had a career-high of 19 points in first career start vs. Boston College (Feb. 21)	C	Fr.	7-1	Locust Grove, Ga.	3.9	2.6	0.8 bpg	7.2
10	Mitchell Wilbekin (<i>WILL-buh-kin</i>) • Made at least two 3-pointers in 16 games this season	G	So.	6-2	Gainesville, Fla.	7.2	2.0	1.3 apg	28.2
11	Greg McClinton • Career-high 13 points vs. Coastal Carolina (Dec. 18)	F	R-So.	6-7	Winston-Salem, N.C.	3.2	2.4	0.3 apg	11.1
13	Bryant Crawford • Second Wake freshman to have 300 points and 100 assists in a season (Chris Paul)	G	Fr.	6-3	Silver Spring, Md.	13.6	3.0	4.4 apg	31.5
20	John Collins • Had a career-high 16 points in first career start vs. Notre Dame (Feb. 24)	F	Fr.	6-10	West Palm Beach, Fla.	7.5	4.0	0.7 bpg	14.3
23	Rondale Watson • Had a career-high 11 points (4-4 FG, 3-3 3FG) at Virginia Tech (Jan. 13)	G	So.	6-9	Lewisburg, W.Va.	2.9	1.5	1.0 apg	14.7
30	Keyshawn Woods • Sitting out this season after transferring from Charlotte, where he led Conference USA in 3-point percentage (46.6) last season	G	So.	6-3	Gastonia, N.C.	–	–	–	–
31	Andre Washington • Plans to redshirt this season	C	Sr.	7-0	Rocky Mount, Va.	–	–	–	–
35	Stephen Prendergast • Scored first point of the season vs. Syracuse (Jan. 16)	G	Sr.	6-1	Mahwah, N.J.	0.1	0.0	–	1.6
40	Anthony Bilas • Son of ESPN College Basketball analyst Jay Bilas	G	Fr.	6-2	Charlotte, N.C.	0.0	0.0	–	0.5
42	Gilbert McGregor • Son of former Deacon great and NBA broadcaster Gil McGregor	F	R-Jr.	6-4	New Orleans, La.	0.3	0.3	0.3 apg	1.3
43	Trent VanHorn • Scored a career-high 12 points vs. Vanderbilt (Nov. 24)	G	Jr.	6-3	Fort Wayne, Ind.	1.7	0.9	0.4 apg	12.4
44	Konstantinos "Dinos" Mitoglou (<i>MIT-oh-glu</i>) • Three double-doubles this season after just one his freshman season	F	So.	6-10	Thessaloniki, Greece	9.4	5.3	0.8 bpg	24.0
45	Troy Rike • First Californian to play for the Deacs since the early 1970s	F	So.	6-7	San Francisco, Calif.	0.4	1.2	–	1.4
51	Grant O'Brien • Played a career-high 10 minutes vs. UMBC (Nov. 13)	F	Sr.	6-7	North Andover, Mass.	0.1	0.3	–	4.4
52	Britton Anderson (<i>britt-en</i>) • Made collegiate debut vs. Syracuse (Jan. 16)	G	Fr.	6-4	Great Falls, Va.	0.0	0.0	–	0.5

Head Coach	Danny Manning	2nd Season / Kansas, 1991
Assistant Coach	Steve Woodberry	2nd Season / Kansas, 1994
Assistant Coach	Randolph Childress	5th Season / Wake Forest 1995
Assistant Coach	Brett Ballard	2nd Season / Kansas, 2003
Director of Basketball Operations	Justin Bauman	2nd Season / Kansas, 2004
Director of Athletic Performance	Ryan Horn	2nd Season / Shepherd University, 2007
Director of Player Development	Josh Mills	2nd Season / North Texas, 2007
Video Coordinator	Joe Balestrieri	2nd Season / Kansas, 2010
Dir. of Technology & Scouting Asst.	Will Murphy	3rd Season / Wake Forest, 2013
Student-Athlete Services	Jane Caldwell	17th Season / UNC Greensboro
Sports Medicine	Greg Collins	20th Season / Kansas State, 1989
Administrative Assistant	Lynne Heflin	31st Season / Mary Washington College
Communications	Steve Kirkland	1st Season / Penn State, 2001
Equipment Services	Craig Zakrzewski	14th Season / Wake Forest, 2000

2015-16 WAKE FOREST MEN'S BASKETBALL GAME NOTES

THE LAST TIME

WAKE INDIVIDUALS...

- **Scored 30 points:** Devin Thomas (31), vs. Louisville (1/4/15)
- **Scored 35 points:** Justin Gray (38), at Maryland (1/15/06)
- **Scored 40 points:** Randolph Childress (40), vs. Duke (3/10/95) *ACCT*
- **Two players with 20 points:** Cornelius Hudson (22) & Bryant Crawford (20) at Pitt (2/16/16)
- **Two players with 25 points:** Ish Smith (28) & Al-Farouq Aminu (26) vs. Xavier (1/3/10)
- **Three players with 20 points:** Taron Downey (27), Eric Williams (23) & Chris Paul (22) vs. West Virginia (3/19/05) *NCAA*
- **20-point game off the bench:** Cornelius Hudson (22), at Pitt (2/16/16)
- **A player with back-to-back 30-point games:** Jeff Teague, 30 at BYU (1/3/09); 34 vs. North Carolina (1/11/09)
- **One player scored in double figures:** vs. Syracuse (1/16/16)
- **No players scored in double figures:** at Georgia Tech (1/19/11)
- **Five players scored in double figures:** vs. Boston College (2/21/16)
- **All five starters scored in double figures:** at Virginia Tech (1/13/16)
- **Six players scored in double figures:** at Virginia Tech (1/13/16)
- **Had 15 rebounds:** Devin Thomas (21) at NC State (2/13/16)
- **Had 20 rebounds:** Devin Thomas (21) at NC State (2/13/16)
- **Had 25 rebounds:** Dickie Hemric (36) vs. Clemson (2/4/55)
- **Two players with 10 rebounds:** Devin Thomas (13) & Dinos Mitoglou (12) at Duke (3/1/16)
- **Two players with 15 rebounds:** Devin Thomas (17) and Dinos Mitoglou (16) vs. UMBC (11/13/15)
- **Double-Double:** Devin Thomas (16 pts, 13 rebs) at Duke (3/1/16)
- **Two players had a double-double:** Devin Thomas (14 pts, 10 rebs) & Dinos Mitoglou (10 pts, 10 rebs) at Louisville (1/3/16)
- **Three players had a double-double:** Al-Farouq Aminu (13 pts, 12 rebs), James Johnson (14 pts, 14 rebs) & L.D. Williams (15 pts, 10 rebs) vs. Baylor (11/30/08)
- **Double-Double with points and assists:** Codi Miller-McIntyre (23 pts, 11 assts) vs. Virginia Tech (3/10/15) *ACCT*
- **Four Double-Doubles in a row:** Devin Thomas (4 games), Jan 3-13, 2016
- **Triple-Double:** Tim Duncan (14 pts, 15 rebs, 10 blocks) vs. Maryland (1/13/96)
- **20 points and 20 rebounds:** Eric Williams (22 pts, 20 rebs) at Clemson (1/11/06)
- **10 assists:** Codi Miller-McIntyre (11) vs. Virginia Tech (3/10/15) *ACCT*
- **5 Blocked Shots:** Devin Thomas (5), vs. UNCG (12/15/15)
- **5 Steals:** Bryant Crawford (5) at Pitt (2/16/16)
- **Led WF in Points, Rebounds and Assists:** Devin Thomas at Duke (3/1/16)
- **Led WF in Points, Rebounds, Assists, Steals and Blocks:** Devin Thomas at Duke (3/1/16)
- **Hit a last second shot to win a game:** Devin Thomas, at Richmond (12/28/14), tip-in as time expired in regulation to win 65-63
- **Played every minute:** Madison Jones at Duke (2/4/14)
- **Played 40 or more minutes:** Codi Miller-McIntyre (45) & Bryant Crawford (44) at Pitt (2/16/16)

WAKE TEAM...

- **Won in Overtime:** Dec. 7, 2013, Won 76-66 vs. Richmond
- **Lost in Overtime:** Feb. 16, 2016, Lost 101-96 in 2OT at Pitt
- **Played Two Overtimes:** Feb. 16, 2016, Lost 101-96 in 2OT at Pitt
- **Played Three Overtimes:** Dec. 20, 2003, Won 119-114 in 3OT at North Carolina
- **Shot 70 percent for a Half:** 77.3% (17-22), vs. Radford (11/9/12), first half
- **Shot 60 percent in a Game:** 61.0% (25-41), vs. Notre Dame (3/12/14) *ACCT*
- **Shot less than 30 percent in a Game:** 21.8% (12-55), vs. Virginia (2/25/15)
- **Shot 90 percent from the free throw line:** 92.0% (23-25) vs. Georgia Tech (2/16/13)
- **Shot 50 percent from 3-point line:** 54.2% (13-24), at Virginia Tech (1/13/16)
- **Shot less than 30 percent in a half:** 20.7% (6-29), vs. Xavier (12/22/15), second half
- **Shot less than 20 percent in a half:** 19.0% (4-21), at Georgia Tech (1/19/11)
- **Shot 55 percent or better and lost:** 58.9% (33-56) at Virginia Tech (1/13/16)
- **Attempted 50 FTs:** 50, vs. Robert Morris (12/22/82)
- **Made 30 FTs:** 30 (of 42), vs. UCLA (11/25/15)
- **Made 10 3-pt FGs:** 12, at Pitt (2/16/16)
- **Failed to make a 3-pt FG:** at NC State (2/20/10)
- **Had 50 rebounds:** 59, vs UMBC (11/13/15)
- **Had 25 assists:** 28, at East Carolina (12/22/08)
- **Had 15 steals:** 18, vs. Longwood (2/23/05)
- **Had 10 blocks:** 10, at Rutgers (11/30/15)
- **Scored 50 pts in a half:** 53, at Virginia Tech (1/13/16), second half
- **Scored 60 pts in a half:** 61, vs. UNC Wilmington (11/19/08), first half
- **Scored 100 pts (ACC):** 114, vs. Georgia Tech (3/8/07) *ACCT*
- **Scored 100 pts (non-conf):** 120, vs. UNC Wilmington (11/19/08)
- **Scored under 20 pts in 1st half:** 15, at Duke (3/4/15)
- **Scored under 20 pts in 2nd half:** 19, vs. Virginia (2/25/15)
- **Scored under 50 pts in a game:** 34, vs. Virginia (2/25/15)

OPPONENT INDIVIDUALS...

- **Scored 30 points:** Grayson Allen (30), at Duke (3/1/16)
- **Scored 35 points:** Anthony Barber (38), at NC State (2/13/16)
- **Scored 40 points:** J.R. Reynolds (40), at Virginia (1/21/07)
- **Two players with 20 points:** Chris Jones (23) & James Robinson (22) at Pitt (2/16/16)
- **Two players with 25 points:** Gerald Henderson (35) & Jon Scheyer (30) at Duke (2/22/09)
- **Three players with 20 points:** Andre Dawkins (21), Ryan Kelly (20) & Austin Rivers (20) at Duke (1/19/12)
- **20-point game off the bench:** Luke Kennard (23), Duke (1/6/16)
- **One player scored in double figures:** at North Carolina (1/20/16)
- **No players scored in double figures:** at Richmond (12/22/05)
- **Five players scored in double figures:** Florida State (2/6/16)
- **All five starters scored in double figures:** Florida State (2/6/16)
- **Six players scored in double figures:** Virginia Tech (1/31/15)
- **Had 15 rebounds:** Marshall Plumlee (17), at Duke (3/1/16)
- **Had 20 rebounds:** Horace Grant (20), at Clemson (2/18/87)
- **Had 25 rebounds:** Len Elmore (26), at Maryland (2/27/74)
- **Two players with 10 rebounds:** Marshall Plumlee (17) & Brandon Ingram (11), at Duke (3/1/16)
- **Double-Double:** Brandon Ingram (15 pts, 11 rebs) & Marshall Plumlee (13 pts, 17 rebs), at Duke (3/1/16)
- **Two players had a double-double:** Brandon Ingram (15 pts, 11 rebs) & Marshall Plumlee (13 pts, 17 rebs), at Duke (3/1/16)
- **Three players had a double-double:** Raymond Felton (22 pts, 11 assts), Sean May (15 pts, 11 rebs) & Jawad Williams (17 pts, 12 rebs), at North Carolina (12/20/03)
- **Double-Double with points and assists:** Jerian Grant (24 pts, 10 assts), at Notre Dame (2/17/15)
- **Triple-Double:** Tu Holloway (14 pts, 10 rebs, 14 assts), at Xavier (12/18/10)
- **20 points and 20 rebounds:** Horace Grant (33 pts, 20 rebs), at Clemson (2/18/87)
- **10 assists:** Jerian Grant (10), at Notre Dame (2/17/15)
- **5 Blocked Shots:** BeeJay Anya (5), at NC State (12/6/14)
- **5 Steals:** Grayson Allen (5), at Duke (3/1/16)
- **Led Opponent in Points, Rebounds and Assists:** Jaron Blossomgame, Clemson (2/2/16)
- **Hit a last second shot to win a game:** Darius Thompson, Virginia (1/26/16), 3-pointer as time expired in regulation to win 72-71

OPPONENT TEAM...

- **Shot 70 percent for a Half:** 70.8% (17-24), NC State (2/3/15)
- **Shot 60 percent in a Game:** 60.3% (35-58), North Carolina (1/21/15)
- **Shot less than 30 percent in a Game:** 28.6 (14-49), Bucknell (12/22/15)
- **Shot 90 percent from the free throw line:** 92.6% (25-27), Duke (1/6/16)
- **Shot 50 percent from 3-point line:** 52.0% (13-25), at Duke (3/4/15)
- **Shot less than 30 percent in a half:** 28.6% (10-35), at Duke (3/1/16), first half
- **Shot less than 20 percent in a half:** 17.2% (5-29), vs. Boston College (2/21/16), first half
- **Shot 55 percent or better and lost:** 60.0% (24-40), Richmond (12/22/06)
- **Attempted 50 FTs:** 50, Boston College (2/8/06)
- **Made 30 FTs:** 33 (of 45), at NC State (2/13/16)
- **Made 10 3-pt FGs:** 10, Florida State (2/6/16)
- **Failed to make a 3-pt FG:** Virginia (1/31/04)
- **Had 50 rebounds:** 55, at Pitt (2/16/16)
- **Had 25 assists:** 27, at Maryland (2/5/11)
- **Had 15 steals:** 15, at North Carolina (1/20/16)
- **Had 10 blocks:** 10, at Clemson (1/18/14)
- **Scored 50 pts in a half:** 53, at NC State (2/13/16), second half
- **Scored 60 pts in a half:** 67, at Boston College (1/12/08), second half
- **Scored 70 pts in a half:** 74, at NC State (3/5/83), second half
- **Scored 100 pts (ACC):** 101, at Pitt (2/16/16)
- **Scored 100 pts (non-conf):** 111, West Virginia (3/19/05) *NCAA*
- **Scored under 20 pts in 1st half:** 14, Boston College (2/21/16)
- **Scored under 20 pts in 2nd half:** 17, at East Carolina (12/22/08)
- **Scored under 50 pts in a game:** 48, Boston College (2/21/16)

2015-16 WAKE FOREST MEN'S BASKETBALL GAME NOTES

MISCELLANEOUS STATS

LARGEST LEAD AT ANY TIME:	33, Feb. 21 vs. Boston College (led 37-4 at 3:35, first half)
LARGEST DEFICIT AT ANY TIME:	33, Jan. 16 vs. Syracuse (trailed 78-45 at 5:38, second half)
LARGEST DEFICIT OVERCOME TO WIN:	13, Nov. 15 at Bucknell (trailed 22-35 at 6:51, first half)
LARGEST LEAD SURRENDERED IN A LOSS:	18, Dec. 22 vs. Xavier (led 36-18 at 3:45, first half)
LARGEST HALFTIME LEAD:	27, Feb. 21 vs. Boston College (led 41-14)
LARGEST HALFTIME DEFICIT:	20, Jan. 16 vs. Syracuse (trailed 47-27)
LARGEST HALFTIME DEFICIT OVERCOME TO WIN:	11, Nov. 15 at Bucknell (trailed 37-48)
LARGEST HALFTIME LEAD SURRENDERED IN A LOSS:	15, Dec. 22 vs. Xavier (led 43-28)
MOST CONSECUTIVE POINTS SCORED:	15, twice - last, Feb. 21 vs. Boston College
MOST CONSECUTIVE POINTS ALLOWED:	16, Jan. 10 vs. NC State

SPECIALTY STATS

POINTS OFF TURNOVERS	WAKE FOREST	OPPONENT
Average	12.3	16.0
High	24 vs. UCLA (Nov. 25)	30 by Syracuse (Jan. 16)
Low	3 vs. Florida State (Feb. 6)	4 (twice)

2ND CHANCE POINTS	WAKE FOREST	OPPONENT
Average	11.8	12.6
High	25 vs. UMBC (Nov. 13)	25 by Pitt (Feb. 16)
Low	4 (twice)	4 (twice)

POINTS IN THE PAINT	WAKE FOREST	OPPONENT
Average	34.0	34.5
High	52 vs. Indiana (Nov. 23)	50 by UCLA (Nov. 25)
Low	20 (twice)	18 by Boston College (Feb. 21)

FAST BREAK POINTS	WAKE FOREST	OPPONENT
Average	8.4	7.5
High	20 at Pitt (Feb. 16)	12 (twice)
Low	0 vs. Syracuse (Jan. 16)	0 by Louisville (Jan. 3)

BENCH POINTS	WAKE FOREST	OPPONENT
Average	20.0	17.7
High	35 (twice)	35 by Arkansas (Dec. 4)
Low	7 vs. Virginia (Jan. 26)	1 by Duke (Mar. 1)

DEMON DEACON GAME LEADERS

POINTS	2015-16	CAREER	REBOUNDS	2015-16	CAREER
Crawford	12	12	Thomas	23	82
Thomas	11	32	Miller-McIntyre	3	12
Miller-McIntyre	3	27	Collins	3	3
Moore	2	2	Mitoglou	2	6
Hudson	2	4	Moore	1	1
Mitoglou	1	6	Crawford	1	1
Collins	1	1	Hudson	1	1
Wilbekin	-	2	McClinton	-	2
			Wilbekin	-	1

ASSISTS	2015-16	CAREER	STEALS	2015-16	CAREER
Crawford	14	14	Crawford	17	17
Miller-McIntyre	9	68	Miller-McIntyre	6	26
Thomas	7	22	Thomas	6	20
Watson	1	1	Wilbekin	4	14
Wilbekin	1	3	VanHorn	4	4
Hudson	1	1	Hudson	3	7
			McClinton	2	5
			Mitoglou	2	5
			Moore	2	2
			Watson	2	3
			Collins	1	1
			Prendergast	1	1
			Washington	-	2

BLOCKS	2015-16	CAREER			
Thomas	19	62			
Mitoglou	11	20			
Moore	10	10			
Collins	10	10			
Crawford	3	3			
McClinton	2	7			
Hudson	1	3			
Watson	1	1			
Washington	-	20			
Miller-McIntyre	-	7			

WAKE FOREST'S RECORD...

Home.....	6-9
Road.....	3-9
Neutral.....	2-1
Ranked Opponent.....	1-10
Unranked Opponent.....	10-9
Leads at halftime.....	10-4
Trails at halftime.....	1-15
Tied at halftime.....	0-0
Goes into overtime.....	0-1
Leads by 10 or more points.....	8-4
Trails by 10 or more points.....	2-13
Shoots 50% or better.....	3-4
Shoots less than 50%.....	8-15
Shoots less than 45%.....	5-11
Shoots less than 40%.....	2-6
Opponent shoots 50% or better.....	0-6
Opponent shoots less than 50%.....	11-13
Opponent shoots less than 45%.....	7-8
Opponent shoots less than 40%.....	3-4
Has higher FG% than opponent.....	8-8
Has lower FG% than opponent.....	3-11
Has same FG% as opponent.....	0-0
Outrebounds its opponent.....	8-6
Outrebounded by opponent.....	2-11
Has same rebounds as opponent.....	1-2
Has more offensive rebounds than opponent.....	6-9
Has fewer offensive rebounds than opponent.....	5-10
Has same offensive rebounds as opponent.....	0-0
Has fewer turnovers than opponent.....	4-2
Has more turnovers than opponent.....	6-16
Has same turnovers as opponent.....	1-1
Has fewer than 10 turnovers.....	1-2
Opponent has fewer than 10 turnovers.....	2-8
Shoots more FTs than opponent.....	8-6
Shoots fewer FTs than opponent.....	1-13
Shoots the same FTs as opponent.....	2-0
Has game decided by 10 points or less.....	10-9
Has game decided by 5 points or less.....	6-4
Scores <60 points.....	0-3
Scores 60-69 points.....	1-6
Scores 70-79 points.....	4-6
Scores 80-89 points.....	5-2
Scores 90+ points.....	1-2
Allows <60 points.....	1-0
Allows 60-69 points.....	1-2
Allows 70-79 points.....	7-6
Allows 80-89 points.....	2-5
Allows 90+ points.....	0-6
Wins the tip.....	7-8
Loses the tip.....	4-11
White uniforms.....	5-8
Black uniforms.....	5-9
Gold uniforms.....	1-2

2015-16 WAKE FOREST MEN'S BASKETBALL GAME NOTES

UPDATED RECORD BOOK

CAREER POINTS

1. Dickie Hemric (1952-55)	2,587
2. Randolph Childress (1991, 93-95)	2,208
3. Len Chappell (1960-62)	2,165
4. Tim Duncan (1994-97)	2,117
5. Skip Brown (1974-77)	2,034
6. Rod Griffin (1975-78)	1,985
7. Charlie Davis (1969-71)	1,970
8. Justin Gray (2003-06)	1,946
9. Robert O'Kelley (1998-01)	1,885
10. Darius Songaila (1999-02)	1,859
11. Josh Howard (2000-03)	1,765
12. Frank Johnson (1977-81)	1,749
13. Eric Williams (2003-06)	1,738
14. Chris King (1989-92)	1,721
15. Rodney Rogers (1991-93)	1,720
16. Travis McKie (2011-14)	1,687
17. Bob Leonard (1964-66)	1,637
18. C.J. Harris (2010-13)	1,613
19. Lefty Davis (1953-56)	1,594
20. Sam Ivy (1987-90)	1,551
21. Devin Thomas (2013-pres.)	1,474
22. Jack Williams (1953-57)	1,453
23. Alvis Rogers (1979-83)	1,441
24. Jerry Schellenberger (1974-77)	1,366
25. Craig Dawson (1999-02)	1,342
26. Delaney Rudd (1982-85)	1,329
27. Billy Packer (1960-62)	1,316
28. Codi Miller-McIntyre (2013-pres.)	1,315
29. Tony Rutland (1995-98)	1,274
30. Kenny Green (1983-85)	1,252
31. Jackie Murdock (1955-57)	1,239
32. Paul Long (1966-67)	1,225
33. Mark Cline (1984-87)	1,202
34. Dickie Walker (1968-70)	1,201
35. Danny Young (1981-84)	1,170
36. Mike Helms (1979-82)	1,165
37. Guy Morgan (1979-82)	1,128
38. Taron Downey (2002-05)	1,118
39. Jim Johnstone (1979-82)	1,117
40. Ishmael Smith (2007-10)	1,114
41. Trelonnie Owens (1991-94)	1,104
42. Ronny Watts (1963-65)	1,069
43. Tony Byers (1973-74)	1,054
44. Anthony Tucker (1990-92)	1,043
45. Gil McGregor (1969-71)	1,039
46. Ernie Wiggins (1955-57)	1,037
47. Anthony Teachey (1981-84)	1,036
48. Dave Budd (1958-60)	1,014
49. L.D. Williams (2007-10)	1,005
50. Frank Christie (1962-64)	1,000
Jeff Teague (2008-09)	1,000

CAREER REBOUNDS

1. Dickie Hemric (1952-55)	1,802
2. Tim Duncan (1994-97)	1,570
3. Len Chappell (1960-62)	1,213
4. Devin Thomas (2013-pres.)	1,048
5. Rod Griffin (1975-78)	947
6. Anthony Teachey (1981-84)	869
7. Eric Williams (2003-06)	858
8. Josh Howard (2000-03)	856
9. Gil McGregor (1969-71)	850
10. Ronny Watts (1963-65)	833
11. Travis McKie (2011-14)	816
12. Darius Songaila (1999-02)	813
13. Jack Williams (1953-57)	751
14. Jamaal Levy (2002-05)	743
15. Rafael Vidaurreta (1998-01)	727

CAREER ASSISTS

1. Tyrone "Muggsy" Bogues (1984-87)	781
2. Ishmael Smith (2007-10)	612
3. Skip Brown (1974-77)	579
4. Derrick McQueen (1988-92)	575
5. Danny Young (1981-84)	493
6. Randolph Childress (1991, 93-95)	472
7. Frank Johnson (1977-81)	460
8. Codi Miller-McIntyre (2013-pres.)	436
9. Chris Paul (2004-05)	395
10. Justin Gray (2003-06)	382
11. Taron Downey (2002-05)	366
12. Tony Rutland (1995-98)	356
13. Tim Duncan (1994-97)	288
14. Broderick Hicks (1999-02)	286
15. Delaney Rudd (1982-85)	283

CAREER BLOCKS

1. Tim Duncan (1994-97)	481
2. Anthony Teachey (1981-84)	203
3. Larry Hairston (1976-79)	188
4. Guy Morgan (1979-82)	182
5. Ty Walker (2009-12)	144
6. Josh Howard (2000-03)	143
7. Devin Thomas (2013-pres.)	141
8. Antawn Scott (1999-02)	140
9. Kyle Visser (2004-07)	116
10. Chas McFarland (2007-10)	114

CAREER REBOUNDING AVERAGE (Min 50 games)

1. Dickie Hemric (1952-55)	17.3
2. Len Chappell (1960-62)	13.9
3. Tim Duncan (1994-97)	12.3
4. Gil McGregor (1969-71)	10.6
5. Ronny Watts (1963-65)	10.4
6. Jack Williams (1953-57)	9.2
7. Dave Budd (1958-60)	9.1
8. Rod Griffin (1975-78)	8.9
9. Devin Thomas (2013-pres.)	8.5
10. James Johnson (2008-09)	8.3

CAREER DOUBLE-DOUBLES

1. Tim Duncan (1994-97)	87
2. Len Chappell (1960-62)	66
3. Ronny Watts (1963-65)	45
4. Rod Griffin (1975-78)	43
5. Gil McGregor (1969-71)	34
Devin Thomas (2013-pres.)	34
7. Al-Farouq Aminu (2009-10)	29
8. Dickie Hemric (1952-55)	27
9. Rodney Rogers (1991-93)	25
10. Eric Williams (2003-06)	24

DOUBLE-TIME

DOUBLE-DOUBLES	2015-16	CAREER
Devin Thomas	13	34
Dinos Mitoglou	3	4
Codi Miller-McIntyre	-	2

DOUBLE-FIGURE POINTS	2015-16	CAREER
Devin Thomas	25	76
Bryant Crawford	22	22
Dinos Mitoglou	13	26
John Collins	13	13
Codi Miller-McIntyre	10	65
Mitchell Wilbekin	9	20
Cornelius Hudson	6	17
Doral Moore	3	3
Greg McClinton	3	5
Rondale Watson	1	1
Trent VanHorn	1	1

DOUBLE-FIGURE REBOUNDS	2015-16	CAREER
Devin Thomas	14	43
Dinos Mitoglou	4	5
Codi Miller-McIntyre	1	1

DOUBLE-FIGURE ASSISTS	2015-16	CAREER
Codi Miller-McIntyre	-	3

BIG-TIME PERFORMANCES

20-POINT GAMES	2015-16	CAREER
Devin Thomas	8	17
Bryant Crawford	5	5
Codi Miller-McIntyre	3	22
Dinos Mitoglou	1	3
Cornelius Hudson	1	1

30-POINT GAMES	2015-16	CAREER
Devin Thomas	-	1

15-REBOUND GAMES	2015-16	CAREER
Devin Thomas	3	8
Dinos Mitoglou	-	1

COUNT IT ... AND THE FOUL

AND ONES*	2015-16	CAREER
Devin Thomas	7	34
John Collins	5	5
Codi Miller-McIntyre	2	29 (1)
Doral Moore	2	2
Bryant Crawford	2	2
Cornelius Hudson	2	4
Trent VanHorn	1	1
Mitchell Wilbekin	1	1
Greg McClinton	1	3
Dinos Mitoglou	1	3
Andre Washington	-	1

* made FG while fouled, followed by a made FT
(#) four-point plays

2015-16 WAKE FOREST MEN'S BASKETBALL GAME NOTES

2015-16 BOX SCORES

WAKE FOREST	86	EXHIBITION
UNC PEMBROKE	64	Nov. 6, 2015
		LJVM Coliseum (5,412)
		Winston-Salem, NC

UNC PEMBROKE	fg	3fg	ft	o-d-t	pf	TP	a	to	bs	s	mp
35 Winford*	2-6	0-0	3-4	2-3-5	3	7	1	1	0	2	21
45 Kordenbrock*	1-7	0-0	0-0	1-2-3	4	2	0	0	0	2	19
0 Watts*	5-14	2-6	0-0	0-4-4	4	12	0	3	0	1	30
3 Bradley*	3-9	2-7	2-2	0-4-4	1	10	3	3	0	3	29
23 Rose*	5-15	0-6	2-2	2-2-4	3	12	4	4	0	4	31
2 Smith	0-1	0-1	0-0	0-0-0	0	0	0	0	0	0	2
4 Wright	3-5	1-1	2-2	2-1-3	3	9	1	0	1	2	17
10 Fuller	0-0	0-0	1-4	0-0-0	1	1	0	0	0	1	1
11 Staiti	0-0	0-0	0-0	0-1-1	1	0	0	0	0	0	6
12 Murray-Boyles	0-4	0-0	1-2	0-3-3	3	1	0	2	0	0	12
14 Hinton	0-4	0-0	0-0	0-1-1	3	0	1	2	0	4	11
21 Mounce	3-6	0-0	4-5	1-0-1	2	10	0	1	1	0	21
TEAM				4-1-5							

Totals.....	22-71	5-21	15-21	12-22-34	27	64	10	16	4	17	200
WAKE	fg	3fg	ft	o-d-t	pf	TP	a	to	bs	s	mp
2 Thomas*	10-14	0-0	5-8	3-13-16	1	25	0	3	1	1	32
11 McClinton*	3-4	0-0	2-2	3-5-8	2	8	3	3	1	2	31
44 Mitoglou*	4-7	1-3	6-8	1-6-7	3	15	0	2	2	1	25
10 Wilbekin*	3-9	2-4	1-2	0-3-3	4	9	7	2	0	0	34
13 Crawford*	2-10	0-4	4-6	0-3-3	2	8	6	7	1	1	34
4 Moore	1-1	0-0	2-4	0-1-1	2	4	0	1	2	1	9
20 Collins	4-6	0-0	4-5	2-3-5	2	12	1	0	4	2	12
35 Prendergast	0-0	0-0	0-0	0-0-0	1	0	2	0	0	0	4
43 VanHorn	1-2	1-1	2-4	1-3-4	1	5	1	3	0	0	14
51 O'Brien	0-1	0-0	0-0	0-0-0	1	0	1	2	0	0	5
TEAM				0-2-2							
Totals.....	28-54	4-12	26-39	10-39-49	19	86	19	25	11	8	200
1st	10-14	0-0	5-8	3-13-16	1	25	0	3	1	1	32
2nd	10-14	0-0	5-8	3-13-16	1	25	0	3	1	1	32
Wake Forest	33	31	64	31.0	23.8	71.4					
UNC Pembroke	33	31	64	31.0	23.8	71.4					
Wake Forest	32	54	86	51.9	33.3	66.7					

Points in the paint-UNC 20,WF 38. Points off turnovers-UNC 33,WF 16.
2nd chance points-UNC 15,WF 8. Fast break points-UNC 9,WF 2.
Bench points-UNC 21,WF 21. Score tied-2 times. Lead changed-6 times.
Largest lead-UNC by 8 1st-03:17, WF by 22 2nd-00:26.
UNC led for 14:09. WF led for 24:34. Game was tied for 00:26.
Officials: Bill Covington, Jr., Tim Clougherty, Tim Nestor
Technical Fouls: UNCP-Rose

WAKE FOREST	78	GAME #1
UMBC	73	Nov. 13, 2015
		LJVM Coliseum (6,904)
		Winston-Salem, NC

UMBC (0-1)	fg	3fg	ft	o-d-t	pf	TP	a	to	bs	s	mp
13 Shelburne*	5-17	2-9	0-0	0-2-2	4	12	2	1	0	2	39
42 Joyce*	1-6	0-0	2-4	2-4-6	5	4	1	1	1	0	21
1 Elliott*	5-10	3-6	0-1	1-1-2	4	13	0	3	0	2	22
5 Grant*	5-10	1-1	9-11	0-5-5	3	20	5	1	0	3	31
55 Brent*	5-9	2-5	1-3	0-3-3	3	13	0	1	0	1	21
0 Ervin	2-6	0-2	0-0	1-2-3	1	4	2	0	0	0	17
4 Wincowski	2-3	1-2	0-0	1-5-6	2	5	2	0	0	0	29
21 Schwietz	1-1	0-0	0-4	2-0-2	3	2	0	1	2	2	9
41 Stenhede	0-3	0-0	0-2	2-1-3	2	0	0	1	1	0	11
TEAM				2-2-4							

Totals.....	26-65	9-25	12-25	11-25-36	27	73	12	9	4	10	200
WAKE (1-0)	fg	3fg	ft	o-d-t	pf	TP	a	to	bs	s	mp
2 Thomas*	7-15	0-0	7-11	7-10-17	2	21	4	3	2	0	30
11 McClinton*	3-6	0-0	0-1	4-1-5	5	6	1	0	1	1	20
44 Mitoglou*	6-16	1-7	6-7	6-10-16	3	19	3	5	3	0	31
10 Wilbekin*	2-9	2-6	2-2	0-1-1	2	8	1	0	0	0	35
13 Crawford*	2-9	0-4	5-5	0-5-5	4	9	2	3	0	0	32
4 Moore	1-4	0-0	0-0	2-1-3	2	2	0	3	2	0	5
20 Collins	5-7	0-0	0-0	4-3-7	0	10	1	2	3	0	11
35 Prendergast	0-0	0-0	0-0	0-0-0	0	0	0	0	0	0	1
43 VanHorn	0-1	0-1	3-4	0-1-1	3	3	0	0	0	1	25
51 O'Brien	0-2	0-2	0-0	0-1-1	0	0	0	0	0	0	10
TEAM				1-2-3							
Totals.....	26-69	3-20	23-30	24-35-59	21	78	12	16	11	2	200
1st	40	33	73	FG%	3FG%	FT%					
UMBC	40	33	73	40.0	36.0	48.0					
Wake Forest	41	37	78	37.7	15.0	76.7					

Points in the paint-UMBC 30,WF 40. Points off turnovers-UMBC 17,WF 7.
2nd chance points-UMBC 25,WF 7. Fast break points-UMBC 10,WF 2.
Bench points-UMBC 11,WF 15. Score tied-8 times. Lead changed-20 times.
Largest lead-UMBC by 3 1st-10:07, WF by 6 1st-06:32.
UMBC led for 7:29. WF led for 28:39. Game was tied for 03:52.
Officials: Sean Hull, Louie Andrakakos, Trey Styons

WAKE FOREST	90	GAME #2
BUCKNELL	82	Nov. 15, 2015
		Sojka Pavilion (3,247)
		Lewisburg, PA

WAKE (2-0)	fg	3fg	ft	o-d-t	pf	TP	a	to	bs	s	mp
2 Thomas*	6-13	0-0	6-8	4-8-12	2	18	2	2	3	1	31
11 McClinton*	2-5	0-0	1-2	2-5-7	3	5	0	2	0	0	25
44 Mitoglou*	3-6	0-2	0-0	1-6-7	4	6	1	0	0	0	20
10 Wilbekin*	5-11	2-5	5-7	1-3-4	3	17	2	0	0	1	37
13 Crawford*	6-11	2-3	7-10	1-3-4	4	21	7	2	0	0	28
4 Moore	3-5	0-0	0-0	1-0-1	3	6	0	0	0	0	10
20 Collins	2-5	0-0	4-6	2-2-4	2	8	0	2	2	0	12
35 Prendergast	0-0	0-0	0-0	0-0-0	0	0	0	0	0	0	0+
43 VanHorn	2-6	0-2	5-5	0-2-2	1	9	0	1	0	1	28
51 O'Brien	0-1	0-0	0-0	0-1-1	2	0	0	0	1	0	9
TEAM				2-1-3							

Totals.....	29-63	4-12	28-38	14-31-45	24	90	12	9	6	3	200
BUCKNELL (1-1)	fg	3fg	ft	o-d-t	pf	TP	a	to	bs	s	mp
23 Thomas*	7-12	2-5	2-2	0-2-2	3	18	3	2	0	2	29
20 Foulland*	3-13	0-0	5-9	2-7-9	3	11	1	2	3	0	32
2 Brown*	0-3	0-2	0-0	1-0-1	3	0	3	2	0	0	18
14 Hass*	7-17	4-9	8-10	3-3-6	4	26	2	1	0	1	32
32 Frazier*	3-9	2-6	6-6	0-4-4	1	14	4	0	0	1	32
0 MacLeay	0-0	0-0	0-0	0-1-1	3	0	0	0	0	0	8
1 Mackenzie	1-1	1-1	2-2	1-1-2	5	5	3	0	1	0	23
5 Azzinaro	0-0	0-0	0-0	0-1-1	0	0	1	1	0	0	5
15 Jones	2-3	1-2	0-0	0-1-1	2	5	0	0	0	1	10
50 Hoffman	1-4	1-4	0-0	1-0-1	4	3	1	0	0	1	11
TEAM				2-2-4							
Totals.....	24-62	11-29	23-29	10-22-32	28	82	18	8	4	6	200
1st	37	53	90	FG%	3FG%	FT%					
Wake Forest	37	53	90	46.0	33.3	73.7					
Bucknell	48	34	82	38.7	37.9	79.3					

Points in the paint-BU 22,WF 42. Points off turnovers-BU 10,WF 5.
2nd chance points-BU 8,WF 17. Fast break points-BU 10,WF 2.
Bench points-BU 13,WF 23. Score tied-3 times. Lead changed-3 times.
Largest lead-BU by 13 1st-06:51, WF by 11 2nd-05:44.
BU led for 21:03. WF led for 16:29. Game was tied for 02:24.
Officials: Sean Hull, Tim Ebersole, Louie Andrakakos

RICHMOND	91	GAME #3
WAKE FOREST	82	Nov. 18, 2015
		LJVM Coliseum (7,021)
		Winston-Salem, NC

RICHMOND (2-1)	fg	3fg	ft	o-d-t	pf	TP	a	to	bs	s	mp
10 Cline*	7-15	4-7	1-3	1-6-7	3	19	3	1	0	4	36
11 Taylor*	2-2	0-0	0-1	0-0-0	4	4	0	0	0	0	15
15 Allen*	2-6	0-1	8-8	1-1-2	5	12	3	0	0	2	25
3 Jones*	5-8	2-4	4-4	0-2-4	4	16	2	0	0	1	29
5 Davis*	7-13	1-3	2-4	4-2-6	2	17	5	1	1	4	37
2 Fore	3-6	0-1	0-0	0-1-1	1	6	4	2	0	0	22
24 Wood	5-9	4-6	1-2	1-4-5	3	15	0	2	2	0	23
30 Pistokache	0-0	0-0	0-0	0-0-0	2	0	0	0	0	0	2
32 Johnson	0-1	0-1	0-0	0-0-0	1	0	1	0	0	0	6
44 Friendsshuh	1-2	0-0	0-0	0-0-0	2	2	0	0	0	0	5
TEAM				0-0-0							

Totals.....	32-62	11-23	16-22	17-16-23	27	91	18	6	3	11	200
WAKE (2-1)	fg	3fg	ft	o-d-t	pf	TP	a	to	bs	s	mp
2 Thomas*	5-7	0-0	2-7	1-9-10	2	12	2	2	1	0	30
11 McClinton*	6-8	0-0	0-3	3-0-3	1	12	1	0	0	0	22
44 Mitoglou*	3-8	3-7	5-6	3-8-11	2	14	1	5	1	0	31
10 Wilbekin*	2-5	0-2	4-4	1-0-1	3	8	3	1	0	0	27
13 Crawford*	7-13	4-5	3-5	2-3-5	3	21	6	7	0	0	38
4 Moore	1-1	0-0	0-0	0-0-0	3	2	0	2	0	0	6
20 Collins	4-6	0-0	5-8	1-3-4	3	13	0	1	1	0	12
43 VanHorn	0-1	0-1	0-0	0-3-3	4	0	3	2	0	1	28
51 O'Brien	0-0	0-0	0-0	0-0-0	0	0	0	0	0	0	6
TEAM				1-1-2							
Totals.....	28-49	7-15	19-33	12-27-39	21	82	16	20	3	1	200
1st	41	50	91	FG%	3FG%	FT%					
Richmond	41	50	91	51.6	47.8	72.7					
Wake Forest	39	43	82	57.1	46.7	57.6					

Points in the paint-UR 34,WF 38. Points off turnovers-UR 27,WF 9.
2nd chance points-UR 8,WF 14. Fast break points-UR 9,WF 2.
Bench points-UR 23,WF 15.

2015-16 WAKE FOREST MEN'S BASKETBALL GAME NOTES

2015-16 BOX SCORES

WAKE FOREST	80	GAME #6
UCLA	77	Nov. 25, 2015
Lahaina Civic Center (2,400)		
Lahaina, HI		

WAKE (4-2)	fg	3fg	ft	o-d-t	pf	TP	a	to	bs	s	mp
2 Thomas*	6-12	0-0	9-11	2-7-9	4	21	1	0	0	2	28
11 McClinton*	0-0	0-0	1-2	1-1-2	2	1	1	0	0	0	10
25 Hudson*	2-12	1-6	11-16	1-7-8	3	16	4	4	1	2	36
44 Mitoglou*	4-9	3-7	3-4	2-3-5	3	14	2	2	1	1	24
10 Wilbekin*	5-10	4-7	1-2	0-2-2	2	15	4	1	0	0	31
4 Moore	1-2	0-0	2-2	1-1-2	2	4	0	2	0	0	9
20 Collins	0-1	0-0	2-2	1-5-6	4	2	0	1	1	0	15
23 Watson	2-5	0-1	0-1	0-2-2	1	4	1	0	0	3	26
43 VanHorn	1-1	0-0	1-2	1-0-1	1	3	0	0	0	0	21
TEAM				0-0-0							
Totals.....	21-52	8-21	30-42	9-28-37	22	80	13	10	4	8	200
UCLA (3-3)	fg	3fg	ft	o-d-t	pf	TP	a	to	bs	s	mp
23 Parker*	8-13	0-0	2-5	5-10-15	4	18	0	0	2	2	33
40 Welsh*	5-10	0-0	0-0	1-1-2	5	10	0	0	1	1	27
3 Holiday*	4-11	0-1	1-2	1-3-4	5	9	2	5	0	0	38
10 Hamilton*	6-13	2-4	0-0	2-2-4	3	18	2	3	0	0	35
20 Alford*	8-14	0-3	2-3	0-6-6	3	14	7	1	0	0	36
0 Olesinski	0-4	0-1	2-2	2-5-7	3	2	0	0	0	1	13
5 Allen	2-4	1-1	1-1	0-0-0	3	6	0	1	1	0	11
43 Bolden	0-2	0-1	0-1	2-2-4	2	0	0	1	0	0	7
TEAM				2-1-3							
Totals.....	33-71	3-11	8-14	15-30-45	28	77	11	11	4	4	200
Wake Forest	42	38	80	40.4	38.1	71.4					
UCLA	35	42	77	46.5	27.3	57.1					

Points in the paint-UCLA 50, WF 24. Points off turnovers-UCLA 4, WF 24.
2nd chance points-UCLA 10, WF 10. Fast break points-UCLA 8, WF 6.
Bench points-UCLA 8, WF 13. Score tied-4 times. Lead changed-2 times.
Largest lead-UCLA by 5 1st-15:11, WF by 10 1st-04:26.
UCLA led for 06:22. WF led for 29:52. Game was tied for 03:46.
Officials: Terry Wymer, Chris Rastetter, Joe Lindsay

WAKE FOREST	69	GAME #7
RUTGERS	68	Nov. 30, 2015
The RAC (3,817)		
Piscataway, NJ		

WAKE (5-2)	fg	3fg	ft	o-d-t	pf	TP	a	to	bs	s	mp
2 Thomas*	9-16	0-0	5-9	6-11-17	2	23	3	7	3	0	34
11 McClinton*	0-0	0-0	0-0	0-1-1	1	0	0	2	0	1	11
44 Mitoglou*	1-7	0-5	2-2	2-3-5	2	4	0	1	2	0	23
10 Wilbekin*	4-8	4-7	0-0	1-3-4	3	12	1	0	1	0	37
13 Crawford*	1-8	1-2	4-4	0-4-4	1	7	4	1	0	1	26
4 Moore	0-2	0-0	0-0	1-3-4	3	0	0	1	2	1	8
20 Collins	5-7	0-0	1-2	0-3-3	4	11	0	2	2	0	16
23 Watson	0-3	0-1	4-4	0-5-5	1	4	1	0	0	0	14
25 Hudson	3-6	0-2	2-4	0-1-1	2	8	0	3	0	0	23
43 VanHorn	0-1	0-1	0-0	0-0-0	0	0	2	1	0	0	8
TEAM				0-1-1							
Totals.....	23-58	5-18	18-25	10-35-45	19	69	11	18	10	3	200
RUTGERS (3-4)	fg	3fg	ft	o-d-t	pf	TP	a	to	bs	s	mp
33 Freeman*	2-9	0-1	1-2	1-3-4	3	5	0	1	0	1	25
35 Lewis*	4-12	0-0	3-6	1-8-9	2	11	0	0	3	1	30
3 Sanders*	6-15	2-5	3-4	0-0-0	4	17	1	1	1	2	32
5 Williams*	1-10	0-5	4-5	2-4-6	3	6	0	0	1	1	24
31 Greer*	4-5	0-0	0-0	3-0-3	0	8	0	0	0	0	17
1 Foreman	3-5	1-1	0-1	1-1-2	3	7	0	1	0	0	15
2 Daniels	1-5	0-1	0-0	0-1-1	0	2	0	4	0	0	14
4 Laurent	5-10	0-2	0-0	1-6-7	1	10	0	1	0	1	20
10 Goode	1-2	0-0	0-0	1-1-1	1	2	4	0	0	0	13
32 Diallo	0-1	0-0	0-0	0-2-3	5	0	1	1	1	1	10
TEAM				6-4-10							
Totals.....	27-74	3-15	11-18	16-30-46	22	68	6	10	6	7	200
Wake Forest	29	40	69	39.7	27.8	72.0					
Rutgers	24	44	68	36.5	20.0	61.1					

Points in the paint-RU 32, WF 36. Points off turnovers-RU 15, WF 8.
2nd chance points-RU 12, WF 10. Fast break points-RU 6, WF 5.
Bench points-RU 21, WF 23. Score tied-7 times. Lead changed-11 times.
Largest lead-RU by 12 2nd-8:54, WF by 9 1st-08:17.
RU led for 15:30. WF led for 18:57. Game was tied for 05:33.
Officials: D.J. Carstensen, Ted Valentine, Ray Perone

WAKE FOREST	88	GAME #8
ARKANSAS	85	Dec. 4, 2015
LJVM Coliseum (9,488)		
Winston-Salem, NC		

ARKANSAS (3-4)											
	fg	3fg	ft	o-d-t	pf	TP	a	to	bs	s	mp
33 Kingsley*	5-10	0-0	5-6	4-3-7	4	15	0	2	2	1	24
55 Miles*	3-8	0-1	1-2	2-2-4	4	7	2	4	0	2	26
24 Durham*	4-7	1-3	0-0	0-3-3	4	9	8	1	0	3	30
5 Bell*	6-16	1-5	0-0	2-2-4	4	13	1	0	0	0	33
24 Whitt*	2-6	0-0	2-2	0-1-1	2	6	0	0	0	0	15
3 Hannahs	5-12	3-8	2-2	0-4-4	3	15	1	1	0	0	29
21 Watkins	6-7	0-0	2-3	1-3-4	1	14	3	0	0	2	30
50 Kouassi	1-3	0-0	4-4	1-0-1	2	6	0	0	2	0	13
TEAM				4-1-5							
Totals.....	32-69	5-17	16-19	14-19-33	24	85	15	8	4	8	200
WAKE (6-2)											
	fg	3fg	ft	o-d-t	pf	TP	a	to	bs	s	mp
2 Thomas*	8-11	0-0	4-6	3-9-12	3	20	2	2	3	0	28
11 McClinton*	3-4	0-0	0-0	1-1-2	2	6	0	0	0	0	9
44 Mitoglou*	4-6	2-4	0-0	0-0-0	2	10	0	0	1	0	16
10 Wilbekin*	3-6	3-6	4-4	0-0-0	2	13	3	2	0	0	33
13 Crawford*	0-8	0-4	4-5	1-3-4	3	4	9	7	0	1	32
4 Moore	3-5	0-0	0-0	2-2-4	1	6	0	1	0	0	9
20 Collins	4-5	0-0	2-3	3-3-6	3	10	0	0	1	0	17
23 Watson	1-4	0-2	0-0	1-0-1	0	2	1	0	0	1	15
25 Hudson	5-11	4-6	3-5	1-1-2	1	17	2	3	0	0	28
43 VanHorn	0-0	0-0	0-0	0-1-1	3	0	1	0	0	0	13
TEAM				1-3-4							
Totals.....	31-60	9-22	17-23	13-23-36	20	88	15	15	6	1	200
	1st	2nd	Total	FG%	3FG%	FT%					
Arkansas	39	46	85	46.4	29.4	84.2					

Points in the paint-ARK 36, WF 44. Points off turnovers-ARK 20, WF 13.
2nd chance points-ARK 17, WF 13. Fast break points-ARK 6, WF 11.
Bench points-ARK 35, WF 35. Score tied-5 times. Lead changed-5 times.
Largest lead-ARK by 2 1st-19:38, WF by 14 2nd-18:15.
ARK led for 01:16. WF led for 36:20. Game was tied for 02:24.
Officials: Joe Lindsay, Doug Shows, Jeffrey Anderson

WAKE FOREST	81	GAME #9
UNCG	71	Dec. 15, 2015
LJVM Coliseum (7,249)		
Winston-Salem, NC		

UNCG (4-6)	fg	3fg	ft	o-d-t	pf	TP	a	to	bs	s	mp
1 Smith*	1-7	0-3	0-0	1-2-3	4	2	0	2	0	2	26
13 Locke*	10-16	4-7	4-7	2-3-5	3	25	0	4	0	3	35
33 White*	4-9	0-1	3-4	3-4-7	4	11	1	2	0	2	25
2 Lamot*	1-2	0-1	0-0	1-2-3	4	2	1	1	0	0	19
20 Baldwin*	5-12	0-2	4-5	0-5-5	4	14	6	2	0	3	33
10 Alonso	3-8	3-6	0-0	0-0-0	3	9	4	3	0	0	26
11 Troy	0-4	0-2	0-0	0-3-3	0	4	1	3	0	0	19
25 Burgess	1-1	0-0	2-2	1-0-1	0	4	0	0	0	0	3
32 Kuiper	2-4	0-1	0-0	1-3-4	4	4	0	0	0	1	14
TEAM				0-1-1							
Totals.....	27-63	7-23	10-12	9-32-32	26	71	13	17	0	11	200
WAKE (7-2)	fg	3fg	ft	o-d-t	pf	TP	a	to	bs	s	mp
2 Thomas*	5-6	0-0	8-17	1-9-10	1	18	5	3	5	2	29
11 McClinton*	4-4	0-0	3-3	1-1-2	1	11	0	1	0	1	15
44 Mitoglou*	5-8	4-6	8-8	1-5-6	1	22	2	0	1	2	30
10 Wilbekin*	2-8	2-6	2-2	0-2-2	1	8	2	1	0	0	35
13 Crawford*	2-7	1-2	4-5	0-3-3	4	9	3	2	2	1	26
0 Miller-McIntyre	3-1	0-1	1-2	0-2-2	3	3	2	4	0	0	15
4 Moore	1-1	0-0	0-0	1-0-1	0	2	0	1	0	0	4
20 Collins	2-4	0-0	0-0	2-1-3	3	4	0	0	0	0	15
25 Hudson	1-5	1-4	1-2	0-3-3	3	4	1	2	0	1	23
43 VanHorn	0-1	0-1	0-0	0-0-0	0	0	0	2	0	0	8
TEAM				1-2-3							
Totals.....	23-47	8-20	27-39	7-28-35	17	81	15	16	8	7	200
UNCG	36	35	71	42.9	30.4	83.3					
Wake Forest	38	43	81	48.9	40.0	69.2					

Points in the paint-UNCG 36, WF 30. Points off turnovers-UNCG 14, WF 22.
2nd chance points-UNCG 15, WF 10. Fast break points-UNCG 8, WF 6.
Bench points-UNCG 17, WF 13. Score tied-3 times. Lead changed-6 times.
Largest lead-UNCG by 1 1st-11:41, WF by 13 2nd-12:09.
UNCG led for 2:27. WF led for 35:50. Game was tied for 1:43.
Officials: Les Jones, Tim Comer, Bill McCarthy

WAKE FOREST	83	GAME #10
COASTAL CAROLINA	77	Dec. 18, 2015
LJVM Coliseum (8,107)		
Winston-Salem, NC		

COASTAL (6-5)	fg	3fg	ft	o-d-t	pf	TP	a	to	bs	s	mp
21 Curtis*	3-3	0-0	2-2	2-1-3	5	8	0	1	0	0	23
23 Diagne*	9-11	4-5	2-2	1-6-7	3	24	1	3	0	2	32
5 Shaw*	7-11	2-3	5-7	0-1-1	1	21	7	3	0	0	33
10 Viggins*	3-7	1-3	5-9	0-4-4	2	12	5	0	0	1	32
22 Wilson*	2-9	0-3	0-0	2-1-3	4	4	1	2	0	1	30
1 Holmes Jr.	1-5	1-4	0-0	1-0-1	1	3	0	2	1	0	20
4 Adams	0-1	0-0	0-0	0-0-0	1	0	0	1	0	0	3
33 Trapps	1-3	0-2	0-0	1-1-2	1	2	0	1	0	0	10
35 Freeman	1-5	0-0	1-2	1-2-3	3	3	0	0	0	1	14
TEAM				1-0-1							
Totals.....	27-55	8-20	15-22	9-16-25	21	77	14	13	1	5	200
WAKE (8-2)	fg	3fg	ft	o-d-t	pf	TP	a	to	bs	s	mp
2 Thomas*	3-4	0-0	0-5	2-4-6	5	6	2	3	2	0	23
11 McClinton*	6-11	0-1	1-2	3-0-3	0	13	0	0	0	0	21
44 Mitoglou*	3-6	3-6	4-4	2-2-4	1	13	0	1	2	0	28
10 Wilbekin*	1-5	0-3	0-0	0-3-3	3	2	1	0	0	1	21
13 Crawford*	6-10	5-9	2-4	0-2-2	3	19	9	4	0	3	31
0 Miller-McIntyre	4-7	1-2	1-2	0-0-0	3	10	5	2	1	2	2

2015-16 WAKE FOREST MEN'S BASKETBALL GAME NOTES

2015-16 BOX SCORES

WAKE FOREST	77	GAME #12
LSU	71	Dec. 29, 2015
		Maravich Center (12,104)
		Baton Rouge, LA

WAKE (9-3)	fg	3fg	ft	o-d-t	pf	TP	a	to	bs	s	mp
2 Thomas*	6-9	0-0	4-6	3-4-7	5	16	1	2	1	0	23
44 Mitoglou*	4-8	3-5	2-4	0-2-2	4	13	1	4	1	2	23
0 Miller-McIntyre*	1-6	0-1	0-0	3-9-12	4	2	2	3	0	3	34
10 Wilbekin*	1-9	1-6	1-2	1-2-3	2	4	2	0	0	1	28
13 Crawford*	6-10	3-5	4-5	0-1-1	2	19	3	3	0	0	25
4 Moore	1-1	0-0	0-0	0-1-1	0	2	0	0	1	0	2
11 McClinton	0-1	0-0	0-0	0-0-0	0	0	1	0	0	0	4
20 Collins	2-4	0-0	0-0	3-0-3	3	4	0	4	1	0	14
23 Watson	1-3	0-1	3-4	1-1-2	1	5	0	1	1	1	18
25 Hudson	2-8	1-6	7-8	2-4-6	2	12	2	1	0	2	29
TEAM				1-2-3							

Totals..... 24-59 8-24 21-29 14-26-40 23 77 12 18 5 9 200

LSU (7-5)	fg	3fg	ft	o-d-t	pf	TP	a	to	bs	s	mp
25 Simmons*	5-8	0-0	11-16	1-11-12	4	21	2	5	2	1	37
32 Victor II*	8-14	0-0	3-3	3-5-8	5	19	1	4	0	2	37
2 Blakeney*	1-4	0-3	0-0	0-2-2	1	2	0	0	0	1	26
4 Hornsby*	3-9	2-5	5-6	0-3-3	3	13	1	1	0	2	39
55 Quarterman*	2-7	0-4	1-2	0-3-3	4	5	1	3	0	1	22
3 Robinson III	0-1	0-0	0-0	0-0-0	0	0	0	1	0	0	4
5 Gray	4-6	0-1	1-2	1-1-2	4	9	3	3	0	0	20
15 Patterson	0-1	0-1	0-0	0-0-0	1	0	1	0	0	0	13
21 Eggs	1-1	0-0	0-0	0-0-0	2	2	0	0	0	0	2
TEAM				0-3-3							

Totals..... 24-51 2-14 21-29 5-28-33 24 71 9 17 2 7 200

	1st	2nd	Total	FG%	3FG%	FT%
Wake Forest	34	43	77	40.7	33.3	72.4
LSU	29	42	71	47.1	14.3	72.4

Points in the paint-WF 30,LSU 34. Points off turnovers-WF 13,LSU 16.
2nd chance points-WF 13,LSU 9. Fast break points-WF 8,LSU 10.
Bench points-WF 23,LSU 11. Score tied-11 times. Lead changed-12 times.
Largest lead-LSU by 5 2nd-8:31, WF by 11 1st-4:44.
WF led for 20:41. LSU led for 11:18. Game was tied for 8:01.
Officials: Doug Shows, Lee Cassell, Mike Nance

#18 LOUISVILLE	65	GAME #13
WAKE FOREST	57	Jan. 3, 2016
		KFC Yum! Center (21,302)
		Louisville, KY

WAKE (9-4, 0-1)	fg	3fg	ft	o-d-t	pf	TP	a	to	bs	s	mp
2 Thomas*	6-11	0-0	2-4	4-6-10	1	14	2	3	2	0	36
44 Mitoglou*	4-10	2-4	0-1	2-8-10	1	10	1	2	1	1	30
0 Miller-McIntyre*	1-7	0-2	0-0	0-2-2	3	2	2	1	0	1	26
10 Wilbekin*	1-2	1-2	0-0	0-1-1	1	3	0	0	0	0	19
13 Crawford*	6-17	2-5	0-5	2-2-4	4	14	7	1	0	2	33
4 Moore	1-1	0-0	0-0	1-0-1	1	2	0	0	0	0	5
11 McClinton	0-0	0-0	0-0	0-1-1	1	0	0	0	0	0	0+
20 Collins	2-4	0-0	1-2	0-1-1	2	5	0	0	0	0	9
23 Watson	1-3	1-2	0-0	0-0-0	1	3	5	1	0	0	22
25 Hudson	2-6	0-3	0-0	0-1-1	3	4	1	0	0	1	20
TEAM				2-1-3							

Totals..... 24-61 6-18 3-12 11-23-34 18 57 18 9 3 5 200

LOU (12-2, 1-0)	fg	3fg	ft	o-d-t	pf	TP	a	to	bs	s	mp
0 Lee*	4-8	2-4	2-2	1-3-4	3	12	2	1	0	0	35
10 Johnson*	2-5	0-0	0-0	0-3-3	4	4	2	1	1	1	18
32 Onuaku*	6-9	0-0	0-1	3-12-15	4	12	0	3	4	0	37
2 Snider*	2-8	0-1	4-4	0-0-0	1	8	2	1	0	0	31
45 Mitchell*	7-15	0-2	4-6	3-5-8	0	18	0	0	1	2	30
3 Lewis	3-7	3-5	0-0	0-0-0	1	9	0	3	0	0	22
5 Stockman	0-1	0-0	0-0	0-1-1	1	0	0	2	0	0	3
13 Spalding	1-1	0-0	0-1	2-4-6	1	2	1	1	0	2	20
14 Mahmoud	0-0	0-0	0-0	0-0-0	0	0	0	0	0	0	0+
22 Adel	0-1	0-0	0-0	0-1-1	0	0	0	0	0	0	4
TEAM				1-0-1							

Totals..... 25-55 5-12 10-14 10-29-39 15 65 7 12 6 5 200

	1st	2nd	Total	FG%	3FG%	FT%
Wake Forest	28	29	57	39.3	33.3	25.0
Louisville	35	30	65	45.5	41.7	71.4

Points in the paint-WF 30,LOU 32. Points off turnovers-WF 11,LOU 4.
2nd chance points-WF 8,LOU 14. Fast break points-WF 12,LOU 0.
Bench points-WF 14,LOU 11. Score tied-1 time. Lead changed-8 times.
Largest lead-LOU by 9 1st-13:07, WF by 1 1st-19:23.
WF led for 1:40. LOU led for 37:33. Game was tied for 0:47.
Officials: Jamie Luckie, Pat Driscoll, John Gaffney

#14 DUKE	91	GAME #14
WAKE FOREST	75	Jan. 6, 2016
		LJVM Coliseum (13,466)
		Winston-Salem, NC

WAKE (9-5, 0-2)	fg	3fg	ft	o-d-t	pf	TP	a	to	bs	s	mp
2 Thomas*	9-11	0-0	3-6	5-7-12	5	21	3	2	1	0	27
44 Mitoglou*	2-3	1-2	2-2	2-0-2	4	7	1	2	0	0	15
0 Miller-McIntyre*	9-19	0-1	2-3	3-4-7	2	20	3	2	0	0	37
10 Wilbekin*	0-5	0-5	0-0	0-0-0	2	0	1	0	0	2	24
13 Crawford*	0-6	0-1	1-2	1-1-2	0	1	2	3	0	1	25
11 McClinton	0-0	0-0	0-0	0-0-0	0	0	0	0	0	0	5
20 Collins	4-9	0-0	3-6	3-4-7	3	11	0	0	2	0	20
23 Watson	1-4	1-3	0-0	0-3-3	2	3	3	1	0	1	19
25 Hudson	4-8	3-6	1-1	0-0-0	1	12	2	2	0	1	27
43 VanHorn	0-0	0-0	0-0	0-0-0	0	0	0	0	0	0	1
TEAM				5-1-6							

Totals..... 29-65 5-18 12-20 19-20-39 19 75 15 12 3 5 200

DUKE (13-2, 2-0)	fg	3fg	ft	o-d-t	pf	TP	a	to	bs	s	mp
14 Ingram*	5-13	2-5	5-6	0-5-5	2	17	3	1	4	3	39
40 Plumlee*	7-7	0-0	4-4	3-4-7	3	18	1	0	2	0	34
3 Allen*	7-10	3-4	7-8	0-3-3	4	24	3	1	1	2	32
12 Thornton*	3-9	1-1	0-0	1-2-3	2	7	2	1	0	0	29
13 Jones*	1-8	0-6	0-0	1-2-3	4	2	1	1	1	1	26
2 Jeter	0-0	0-0	0-0	0-0-0	1	0	0	0	0	0	7
5 Kennard	7-11	0-1	9-9	1-4-5	3	23	3	1	0	1	32
34 Obi	0-0	0-0	0-0	1-0-1	1	0	0	1	0	0	1
TEAM				1-2-3							

Totals..... 30-58 6-17 25-27 8-22-30 20 91 13 6 8 7 200

	1st	2nd	Total	FG%	3FG%	FT%
Wake Forest	47	28	75	44.6	27.8	60.0
Duke	50	41	91	51.7	35.3	92.6

Points in the paint-WF 44,DUKE 42. Points off turnovers-WF 9,DUKE 15.
2nd chance points-WF 20,DUKE 4. Fast break points-WF 8,DUKE 4.
Bench points-WF 26,DUKE 23. Score tied-2 times. Lead changed-6 times.
Largest lead-DUKE by 16 2nd-0:48, WF by 4 1st-17:50.
WF led for 3:22. DUKE led for 35:44. Game was tied for 0:31.
Officials: Roger Ayers, Raymond Styons, Sean Hull
Technical Fouls: WF-Thomas

WAKE FOREST	77	GAME #15
NC STATE	74	Jan. 10, 2016
		LJVM Coliseum (11,865)
		Winston-Salem, NC

WAKE (10-5, 1-2)	fg	3fg	ft	o-d-t	pf	TP	a	to	bs	s	mp
2 Thomas*	6-11	0-0	8-11	4-7-11	3	20	3	2	1	3	33
44 Mitoglou*	5-9	3-7	2-4	3-6-9	3	15	0	2	1	0	30
0 Miller-McIntyre*	4-11	0-0	3-4	1-2-3	2	11	3	2	0	1	36
10 Wilbekin*	2-4	2-3	0-0	0-2-2	2	6	0	1	0	0	21
13 Crawford*	5-14	3-7	4-4	2-0-2	4	17	6	1	0	0	26
4 Moore	1-1	0-0	0-0	0-1-1	0	2	1	0	0	0	3
11 McClinton	0-1	0-0	0-0	0-2-2	0	0	0	0	0	0	3
20 Collins	1-2	0-0	2-2	0-0-0	2	4	1	1	1	1	10
23 Watson	0-1	0-1	0-2	0-1-1	0	0	1	1	0	0	13
25 Hudson	1-4	0-2	0-1	0-6-6	1	2	0	1	0	0	25
TEAM				2-1-3							

Totals..... 25-58 8-20 19-28 12-28-40 17 77 15 10 3 6 200

NCSU (10-6, 0-3)	fg	3fg	ft	o-d-t	pf	TP	a	to	bs	s	mp
0 Abu*	5-9	0-0	0-1	1-1-2	4	11	0	2	0	0	14
1 Freeman*	2-3	0-0	2-3	4-4-8	2	6	1	2	0	1	24
12 Barber*	10-22	4-8	2-4	0-3-3	4	26	7	2	0	1	40
14 Ca. Martin*	3-8	1-6	0-0	4-7-11	4	7	3	2	1	2	35
24 Rowan*	5-16	3-11	0-0	0-3-3	1	13	0	0	0	0	37
15 Co. Martin	4-9	0-0	0-0	4-4-8	2	8	7	0	0	0	25
21 Anya	0-2	0-0	0-0	1-2-3	5	0	0	1	2	0	5
22 Kirk	1-2	0-0	1-2	0-0-0	1	3	0	1	0	0	20
TEAM				0-2-2							

Totals..... 30-71 8-25 6-10 14-26-40 23 74 18 10 3 4 200

Points in the paint-WF 30,ST 38. Points off turnovers-WF 14,ST 10.
2nd chance points-WF 15,ST 14. Fast break points-WF 13,ST 12.
Bench points-WF 8,ST 11. Score tied-4 times. Lead changed-8 times.
Largest lead-ST by 2 2nd-11:38, WF by 15 2nd-16:01.
WF led for 31:34. ST led for 3:35. Game was tied for 4:51.
Officials: Bryan Kersey, Tim Nestor, Bill Covington, Jr.

VIRGINIA TECH	93	GAME #16
WAKE FOREST	91	Jan. 13, 2016
		Cassell Coliseum (4,985)
		Blacksburg, Va.

WAKE (10-6, 1-3)	fg	3fg	ft	o-d-t	pf	TP	a	to	bs	s	mp
2 Thomas*	6-10	0-0	4-6	4-7-11	4	16	4	1	4	0	34
4 Mitoglou*	5-11	3-9	1-2	1-4-5	4	14	0	2	0	2	32
0 Miller-McIntyre*	8-11	3-3	3-5	2-2-4	4	22	5	2	0	0	32
10 Wilbekin*	5-10	3-5	0-0	0-1-1	3	13	4	1	0	0	36
13 Crawford*	4-7	1-3	4-5	0-4-4	3	13	3	5	0	1	30
4 Moore	0-0	0-0	0-0	0-0-0	1	0	0	0	0	0	1
11 McClinton	0-0	0-0	0-0	0-1-1	0	0	0	0	0	0	5
20 Collins	1-1	0-0	0-0	0-0-0	0	2	0	0	0	0	5
23 Watson	4-4	3-3	0-0	0-1-1	4	11	1	1	0	1	16
25 Hudson	0-2	0-1	0-0	1-3-4	2	0	0	3	0	0	9
TEAM				0-0-0							

2015-16 WAKE FOREST MEN'S BASKETBALL GAME NOTES

2015-16 BOX SCORES

#2 NORTH CAROLINA 83 WAKE FOREST 68

GAME #18
Jan. 20, 2016
Smith Center (19,053)
Chapel Hill, N.C.

WAKE (10-8, 1-5)	fg	3fg	ft	d-t	pf	TP	a	to	bs	s	mp
2 Thomas*	8-13	0-0	1-2	4-5-9	4	17	2	7	2	1	33
44 Mitoglou	1-4	0-0	2-4	2-4-6	4	4	1	2	0	0	16
0 Miller-McIntyre*	3-7	0-2	0-3	2-3-5	3	6	4	3	0	1	30
10 Wilbekin*	0-3	0-2	0-0	1-0-1	0	0	0	1	0	0	8
13 Crawford*	5-16	2-6	6-7	1-3-4	4	18	5	3	0	1	32
20 Collins	3-7	0-0	3-4	2-5-7	4	9	0	1	2	1	18
11 McClinton	0-0	0-0	0-0	0-1-1	0	0	0	0	0	0	2
23 Watson	1-3	0-1	0-0	0-1-1	0	2	1	0	0	1	17
25 Hudson	4-9	0-3	0-0	1-6-7	3	8	1	2	1	0	28
4 Moore	2-2	0-0	0-0	2-1-3	2	4	0	0	0	1	10
43 VanHorn	0-1	0-0	0-0	0-0-0	0	0	0	0	0	0	2
51 O'Brien	0-1	0-1	0-0	0-0-0	0	0	0	0	0	0	2
35 Prendergast	0-1	0-0	0-0	0-0-0	0	0	0	0	0	1	1
45 Rike	0-0	0-0	0-0	0-2-2	0	0	0	0	0	0	1
TEAM				1-0-1							

UNC (17-2, 6-0)	fg	3fg	ft	d-t	pf	TP	a	to	bs	s	mp
44 Jackson*	4-13	0-2	0-2	3-3-6	0	8	3	0	0	2	24
11 Johnson*	8-12	0-0	11-12	1-10-11	2	27	0	2	2	3	24
3 Meeks*	4-9	0-0	1-2	4-1-5	3	9	2	1	2	0	15
5 Paige*	1-8	0-5	0-0	0-0-0	3	2	2	0	1	4	23
2 Berry II*	3-8	2-3	3-4	4-3-7	1	11	3	1	1	1	29
0 Britt	2-6	1-3	1-2	0-0-0	1	6	1	0	1	0	17
4 Hicks	3-7	0-0	3-5	3-6-9	2	9	1	3	0	2	19
1 Pinson	1-3	0-2	3-5	0-3-3	1	5	1	2	0	2	17
32 Maye	2-4	0-0	0-0	2-0-2	3	4	0	0	1	0	15
24 Williams	0-1	0-1	2-2	0-1-1	0	2	1	0	0	0	7
13 Coker	0-0	0-0	0-0	0-2-2	1	0	0	1	0	0	2
31 Coleman	0-1	0-1	0-0	0-0-0	0	0	0	0	0	0	2
8 Egbuna	0-0	0-0	0-0	0-0-0	0	0	0	0	0	0	2
43 Dalton	0-1	0-1	0-0	0-0-0	0	0	0	0	0	0	2
30 White	0-0	0-0	0-0	0-0-0	0	0	0	0	0	0	2
TEAM				1-1-2							

Totals	28-73	3-18	24-34	18-30-48	17	83	14	10	7	15	200
Wake Forest	1st	2nd	Total	FG%	3FG%	FT%					
Wake Forest	30	38	68	40.3	11.1	60.0					
North Carolina	46	37	83	38.4	16.7	70.6					

Points in the paint-WF 42,NC 46. Points off turnovers-WF 14,NC 21.
2nd chance points-WF 16,NC 19. Fast break points-WF 10,NC 10.
Bench points-WF 23,NC 28. Score tied-0 times. Lead changed-0 times.
Largest lead-NC by 27 2nd-13:25, WF None.
WF led for 0:00. NC led for 39:40. Game was tied for 0:20.
Officials: Jamie Luckie, Tim Comer, Tim Kelly

#25 NOTRE DAME 85 WAKE FOREST 62

GAME #21
Jan. 31, 2016
Purcell Pavilion (9,149)
Notre Dame, Ind.

WAKE (10-11, 1-8)	fg	3fg	ft	d-t	pf	TP	a	to	bs	s	mp
2 Thomas*	6-11	0-0	7-10	2-6-8	3	19	5	4	0	1	29
44 Mitoglou	3-5	0-2	0-0	0-2-2	2	6	0	1	0	0	20
0 Miller-McIntyre*	1-4	0-1	0-2	2-0-2	2	2	2	3	0	2	24
10 Wilbekin*	0-2	0-2	0-0	1-1-2	3	0	1	1	0	0	18
13 Crawford*	7-15	4-9	2-2	0-1-1	1	20	3	1	0	0	33
4 Moore	2-5	0-0	0-0	0-2-2	1	4	0	1	2	0	12
11 McClinton	0-0	0-0	2-2	0-1-1	0	2	0	0	0	0	2
20 Collins	2-4	0-0	0-1	1-1-2	1	4	0	1	0	1	17
23 Watson	1-1	0-0	0-0	1-2-3	1	2	1	2	0	1	12
25 Hudson	1-4	0-2	0-0	0-1-1	1	2	1	2	0	1	17
35 Prendergast	0-1	0-0	0-0	0-0-0	0	0	0	1	0	0	2
42 McGregor	0-0	0-0	1-2	0-0-0	0	1	0	0	0	0	1
43 VanHorn	0-0	0-0	0-0	0-3-3	0	0	0	1	0	2	10
45 Rike	0-0	0-0	0-0	0-0-0	0	0	0	0	0	0	1
51 O'Brien	0-0	0-0	0-0	0-0-0	0	0	0	0	0	0	2
TEAM				1-0-1							

UND (15-6, 6-3)	fg	3fg	ft	d-t	pf	TP	a	to	bs	s	mp
3 Beachem*	6-10	3-6	0-0	1-0-1	1	15	0	2	1	2	30
20 Burgett*	5-7	4-6	0-1	0-5-5	4	14	1	1	1	2	25
30 Auguste*	7-10	0-0	7-7	6-6-12	2	21	1	2	1	1	28
11 Jackson*	5-13	1-6	3-4	1-6-7	2	14	8	5	0	6	34
32 Vasturia*	4-9	1-5	1-1	0-2-2	3	10	4	2	0	0	36
0 Pflueger	2-3	0-1	1-1	1-1-2	0	5	0	0	1	1	16
1 Torres	0-1	0-0	0-0	0-0-0	0	0	0	0	0	1	2
4 Ryan	1-2	0-1	0-0	0-2-2	0	2	0	0	0	0	4
5 Farrell	0-1	0-0	0-0	1-0-1	0	0	0	0	0	0	2
21 Gregory	0-1	0-1	0-0	0-0-0	0	0	0	0	0	0	1
23 Geben	0-0	0-0	0-0	0-0-0	1	0	0	0	0	0	2
35 Colson	1-3	0-0	2-4	1-3-4	3	4	1	2	0	0	20
TEAM				0-0-0							

Totals	31-60	9-26	14-18	11-25-36	16	85	15	14	4	13	200
Wake Forest	1st	2nd	Total	FG%	3FG%	FT%					
Wake Forest	29	33	62	44.2	25.0	63.2					
Notre Dame	46	39	85	51.7	34.6	77.8					

Points in the paint-WF 32,UND 34. Points off turnovers-WF 15,UND 23.
2nd chance points-WF 4,UND 13. Fast break points-WF 6,UND 2.
Bench points-WF 15,UND 11. Score tied-0 times. Lead changed-0 times.
Largest lead-UND by 24 2nd-14:19, WF None.
WF led for 0:00. UND led for 39:18. Game was tied for 0:42.
Officials: Jamie Luckie, Terry Wymer, Tim Clougherty

#15 MIAMI 77 WAKE FOREST 63

GAME #19
Jan. 23, 2016
BankUnited Center (6,928)
Coral Gables, Fla.

WAKE (10-9, 1-6)	fg	3fg	ft	d-t	pf	TP	a	to	bs	s	mp
0 Miller-McIntyre*	0-4	0-1	0-0	2-2-4	4	0	1	1	0	1	23
2 Thomas*	5-13	0-0	2-4	2-7-9	2	12	1	4	2	1	36
10 Wilbekin*	3-9	2-6	2-2	0-2-2	3	10	1	0	0	1	25
13 Crawford*	4-15	3-6	1-4	1-4-5	2	12	6	6	0	2	38
44 Mitoglou*	3-6	1-4	0-0	2-2-4	5	7	1	1	0	1	24
4 Moore	2-2	0-0	0-0	3-0-3	2	4	0	1	2	0	5
20 Collins	3-5	0-0	4-4	3-1-4	3	10	1	0	0	0	15
23 Watson	2-3	0-0	2-4	1-2-3	0	6	0	0	0	0	16
25 Hudson	1-2	0-1	0-0	0-2-2	1	2	3	2	0	0	17
43 VanHorn	0-0	0-0	0-0	0-0-0	0	0	0	0	0	0	1
TEAM				0-1-1							

Totals	23-59	6-18	11-18	14-23-37	22	63	13	16	4	6	200
MIAMI (15-3, 4-2)	fg	3fg	ft	d-t	pf	TP	a	to	bs	s	mp
5 Reed*	1-10	0-4	2-2	3-2-5	1	4	1	0	1	1	27
10 McClellan*	3-10	0-3	8-8	1-5-6	2	14	5	3	0	3	33
13 Rodriguez*	4-9	2-5	4-4	1-3-4	2	14	2	4	0	5	31
21 Murphy*	2-9	0-0	0-0	4-3-7	3	4	2	0	0	1	24
23 Jekiri*	4-6	0-0	0-1	4-8-12	2	8	1	0	1	0	34
0 Newton	5-10	1-1	7-9	1-0-1	3	18	1	2	0	0	25
3 Lawrence	0-1	0-1	0-0	0-0-0	0	0	0	0	0	0	1
12 Palmer	2-3	2-2	1-2	0-0-0	0	7	0	1	0	2	10
33 Cruz Uceda	2-6	2-4	2-2	2-4-6	3	8	0	0	2	0	15
TEAM				4-6-6							

Totals	23-64	7-20	24-28	20-27-47	16	77	12	10	4	12	200
Wake Forest	1st	2nd	Total	FG%	3FG%	FT%					
Wake Forest	33	30	63	39.0	33.3	61.1					
Miami	35	42	77	35.9	35.0	85.7					

Points in the paint-WF 30,UM 24. Points off turnovers-WF 13,UM 12.
2nd chance points-WF 17,UM 13. Fast break points-WF 6,UM 8.
Bench points-WF 22,UM 33. Score tied-5 times. Lead changed-3 times.
Largest lead-UM by 17 2nd-1:56, WF by 3 1st-19:45.
WF led for 2:09. UM led for 33:23. Game was tied for 4:28.
Officials: Les Jones, Brian Dorsey, William Humes

CLEMSON 76 WAKE FOREST 62

GAME #22
Feb. 2, 2016
LJVM Coliseum (8,716)
Winston-Salem, N.C.

WAKE (10-12, 1-9)	fg	3fg	ft	d-t	pf	TP	a	to	bs	s	mp
2 Thomas*	5-10	0-0	2-7	3-4-7	4	12	1	2	0	0	33
44 Mitoglou*	2-5	1-4	0-0	1-2-3	4	5	1	1	1	0	18
0 Miller-McIntyre*	3-10	0-1	2-2	1-2-3	1	8	6	2	0	0	36
10 Wilbekin*	3-10	1-4	0-0	0-2-2	1	7	0	0	0	2	29
13 Crawford*	4-8	2-5	3-5	1-2-3	3	13	2	4	0	1	36
4 Moore	2-2	0-0	0-1	1-1-2	1	4	0	1	1	1	5
11 McClinton	1-1	0-0	0-0	0-2-2	3	2	0	1	0	0	6
20 Collins	0-1	0-0	2-2	1-3-4	4	2	1	1	0	0	10
23 Watson	0-1	0-1	1-2	0-2-2	0	1	0	0	0	0	10
25 Hudson	2-5	1-3	3-4	0-3-3	4	8	1	3	0	0	17
TEAM				2-0-2							

Totals	22-53	5-18	13-23	10-23-33	25	62	12	15	2	4	200
CLEM (14-8, 7-3)	fg	3fg	ft	d-t	pf	TP	a	to	bs	s	mp
5 Blossomgame*	7-14	1-3	7-9	4-9-13	3	22	3	2	3	0	38
15 Grantham*	3-7	0-3	9-10	0-3-3	0	15	0	2	1	2	35
35 Nnoko*	1-4	0-0	0-0	1-1-2	4	2	0	1	2	0	10
12 Holmes*	5-10	3-6	4-4	0-3-3	1	17	1	2	0	1	38
20 Roper*	5-12	0-3	6-6	1-3-4	2	16	2	0	1	2	39
00 Robertin	0-0	0-0	0-0	0-0-0	0	0	0	0	0	0	2
10 DeVoe	0-2	0-1	0-0	0-1-1	1	0	0	0	0	0	9
11 Hudson	0-0	0-0	0-0	0-0-0	0	0	0	0	1	0	1
33 Smith	0-1	0-1	0-1	0-4-4	2	0	1	0	0	1	12
50 DJTte	2-2	0-0	0-0	1-2-3	4	4	1	3	0	1	16
				2-2-4							

2015-16 WAKE FOREST MEN'S BASKETBALL GAME NOTES

2015-16 BOX SCORES

GEORGIA TECH 71
WAKE FOREST 66

GAME #24
Feb. 10, 2016
McCamish Pavilion (5,089)
Atlanta, Ga.

WAKE (10-14, 1-11)	fg	3fg	ft	d-t	pf	TP	a	to	bs	s	mp
2 Thomas*	7-12	0-0	6-8	3-5-8	4	20	2	3	0	1	36
44 Mitoglou*	3-7	1-5	0-0	1-3-4	2	7	1	0	2	0	30
0 Miller-McIntyre*	0-3	0-0	0-0	0-2-2	1	0	3	3	0	0	20
10 Wilbekin*	3-5	1-3	0-0	0-0-0	3	7	2	1	0	1	21
13 Crawford*	4-10	1-5	1-2	0-3-3	4	10	6	5	0	3	34
4 Moore	0-0	0-0	0-0	1-1-2	2	0	0	1	0	0	2
11 McClinton	3-3	0-0	0-0	0-4-4	2	6	0	0	1	2	22
20 Collins	4-7	0-0	0-1	3-4-7	0	8	0	2	0	0	11
23 Watson	0-1	0-1	0-0	0-1-1	1	0	1	0	0	0	4
25 Hudson	1-8	0-3	6-6	0-1-1	0	8	0	1	0	0	20
TEAM				1-1-2							
Totals.....	25-56	3-17	13-17	9-25-34	19	66	15	16	3	7	200
GT (13-11, 3-8)	fg	3fg	ft	d-t	pf	TP	a	to	bs	s	mp
0 Mitchell*	6-13	0-0	2-4	7-8-15	1	14	0	3	0	0	23
33 White*	2-5	0-0	1-2	1-1-2	2	5	1	2	2	2	20
1 Jackson*	1-2	0-0	0-0	0-2-2	2	2	1	1	0	0	8
3 Georges-Hunt*11-15	1-3	7-7	1-1-2	1-1-2	1	30	4	1	0	3	36
11 Heath*	0-1	0-1	0-0	1-0-1	0	0	1	0	0	1	18
2 Smith	1-8	1-4	0-2	0-3-3	1	3	1	0	0	0	21
10 Jorgenson	0-2	0-1	0-0	0-0-0	0	0	2	0	0	0	14
12 Stephens	1-5	0-1	0-0	1-3-4	3	2	3	1	0	0	25
32 Jacobs	4-8	0-0	3-5	1-2-3	2	11	0	1	1	0	21
44 Lammers	2-3	0-0	0-0	0-2-2	3	4	1	3	2	1	14
TEAM				1-3-4							
Totals.....	28-62	2-10	13-20	13-25-38	15	71	14	12	5	7	200
Wake Forest	39	27	66	44.6	17.6	76.5					
Georgia Tech	35	36	71	45.2	20.0	65.0					

Points in the paint-WF 36,GT 48. Points off turnovers-WF 17,GT 22.
2nd chance points-WF 4,GT 9. Fast break points-WF 13,GT 10.
Bench points-WF 22,GT 20. Score tied-5 times. Lead changed-3 times.
Largest lead-GT by 7 2nd-1:51, WF by 11 1st-11:42.
WF led for 24:10. GT led for 12:30. Game was tied for 3:03.
Officials: Roger Ayers, Mike Eades, Bill Covington, Jr.

NC STATE 99
WAKE FOREST 88

GAME #25
Feb. 13, 2016
PNC Arena (17,074)
Raleigh, N.C.

WAKE (10-15, 1-12)	fg	3fg	ft	d-t	pf	TP	a	to	bs	s	mp
2 Thomas*	5-14	0-0	5-9	6-15-21	2	15	3	4	1	0	36
44 Mitoglou*	1-2	0-1	2-2	0-2-2	5	4	0	0	1	0	14
0 Miller-McIntyre*	10-17	3-6	1-2	1-1-2	4	24	4	2	1	0	34
10 Wilbekin*	3-8	2-7	0-0	0-0-0	3	8	0	0	0	0	25
13 Crawford*	6-13	1-7	3-4	0-1-1	4	16	2	1	2	3	31
4 Moore	3-5	0-0	2-4	4-3-7	2	8	0	0	2	0	9
11 McClinton	0-2	0-0	2-2	1-0-1	2	2	0	0	0	1	9
20 Collins	1-1	0-0	3-4	0-0-0	5	5	1	2	0	1	11
23 Watson	2-2	2-2	0-0	0-0-0	2	6	0	1	0	1	13
25 Hudson	0-2	0-2	0-0	1-1-2	3	0	1	1	1	0	18
TEAM				0-2-2							
Totals.....	31-66	8-25	18-27	13-25-38	32	88	11	11	7	5	200
NCSU (13-12, 3-9)	fg	3fg	ft	d-t	pf	TP	a	to	bs	s	mp
0 Abu*	4-10	0-0	3-7	3-3-6	4	11	0	1	4	0	27
1 Freeman	1-2	0-0	0-0	1-4-5	4	2	1	2	0	0	18
12 Barber	10-20	1-4	17-20	0-5-5	1	38	3	3	0	0	40
15 Co. Martin*	3-4	0-0	2-2	0-3-3	4	8	2	0	1	2	18
24 Rowan*	5-11	3-9	7-8	2-2-4	1	20	0	2	0	0	37
14 Ca. Martin	6-9	4-7	2-4	1-6-7	0	18	2	1	0	1	35
21 Anya	0-2	0-0	2-4	2-3-5	4	2	1	0	0	0	21
22 Kyrk	0-0	0-0	0-0	0-0-0	0	0	0	0	0	0	4
TEAM				2-1-3							
Totals.....	29-58	8-20	33-45	11-27-38	18	99	9	9	5	3	200
Wake Forest	44	44	88	47.0	32.0	66.7					
NC State	46	53	99	50.0	40.0	73.3					

Points in the paint-WF 34,ST 32. Points off turnovers-WF 6,ST 17.
2nd chance points-WF 15,ST 16. Fast break points-WF 15,ST 12.
Bench points-WF 21,ST 20. Score tied-9 times. Lead changed-12 times.
Largest lead-WF by 10 1st-14:28, ST by 11 2nd-0:28.
WF led for 14:48. ST led for 20:29. Game was tied for 4:24.
Officials: Jerry Heater, Louis Andrakakos, Ray Styons

PITT 101
WAKE FOREST 96 20T

GAME #26
Feb. 16, 2016
Petersen Center (8,825)
Pittsburgh, Pa.

WAKE (10-16, 1-13)	fg	3fg	ft	d-t	pf	TP	a	to	bs	s	mp
2 Thomas*	2-6	0-0	3-6	1-6-7	4	7	5	1	1	1	39
44 Mitoglou*	5-8	2-5	1-2	0-0-0	3	13	0	0	1	0	27
0 Miller-McIntyre*	1-3	1-3	5-6	2-3-5	3	18	9	4	0	0	45
10 Wilbekin*	6-10	1-3	0-0	0-3-3	3	3	1	1	0	0	21
13 Crawford*	7-14	2-8	4-7	1-5-6	5	20	6	4	0	5	44
4 Moore	3-4	0-0	0-3	0-5-5	3	6	0	0	2	0	13
20 Collins	3-9	0-0	1-4	2-0-2	4	7	1	0	1	1	23
25 Hudson	7-13	6-10	2-4	1-3-4	3	22	2	2	0	1	38
TEAM				2-1-3							
Totals.....	34-67	12-29	16-32	9-26-35	28	96	24	13	5	8	200
PITT (18-7, 7-6)	fg	3fg	ft	d-t	pf	TP	a	to	bs	s	mp
1 Artis*	6-14	1-5	6-6	3-4-7	2	19	1	5	0	0	36
2 Young*	6-18	0-1	7-9	2-6-8	3	19	3	3	1	1	42
5 Maia*	1-4	0-0	2-3	5-7-12	4	4	0	0	0	1	22
0 Robinson*	7-15	1-4	7-9	2-8-10	3	22	9	0	0	3	44
12 Jones*	7-14	5-10	4-6	7-0-7	5	23	4	2	1	0	44
3 Wilson	0-1	0-0	0-0	0-0-0	0	0	1	0	0	0	5
4 Luther	2-5	0-0	2-4	2-2-4	4	6	1	0	0	1	16
15 Smith	0-2	0-2	0-0	0-1-1	0	0	0	0	0	0	9
21 Jeter	3-5	0-0	0-0	1-2-3	2	6	1	0	0	1	16
23 Johnson	1-4	0-1	0-0	0-1-1	0	2	0	0	0	0	11
33 Nelson-Ododa	0-1	0-0	0-0	1-0-1	0	0	0	0	1	0	5
TEAM				3-1-4							
Totals.....	33-83	7-23	28-37	26-32-58	23	101	20	10	3	7	200
Wake Forest	33	29	10	20T	10	96	50.7	41.4	50.0		
Pitt	35	37	10	19	101	39.8	30.4	75.7			

Points in the paint-WF 42,UP 34. Points off turnovers-WF 10,UP 14.
2nd chance points-WF 9,UP 25. Fast break points-WF 20,UP 10.
Bench points-WF 35,UP 14. Score tied-13 times. Lead changed-18 times.
Largest lead-WF by 9 1st-8:50, UP by 10 2nd-11:50.
WF led for 20:36. UP led for 22:22. Game was tied for 07:02.
Officials: Sean Hull, Tim Clougherty, Joe Lindsay

WAKE FOREST 74
BOSTON COLLEGE 48

GAME #27
Feb. 21, 2016
LJVM Coliseum (8,542)
Winston-Salem, N.C.

WAKE (11-16, 2-13)	fg	3fg	ft	d-t	pf	TP	a	to	bs	s	mp
44 Mitoglou*	1-6	1-3	0-0	2-3-5	3	3	1	3	0	2	14
4 Moore*	7-8	0-0	5-8	4-3-7	2	19	0	1	3	2	20
0 Miller-McIntyre*	5-8	2-2	2-2	4-5-9	0	14	7	2	0	0	32
10 Wilbekin*	4-8	3-5	0-0	0-4-4	1	11	1	1	0	2	29
13 Crawford*	5-13	2-5	0-0	0-6-6	1	12	6	2	0	3	33
11 McClinton	0-3	0-0	0-0	0-5-5	1	0	1	1	0	0	21
20 Collins	4-8	0-0	3-5	1-4-5	5	11	1	2	1	1	17
23 Watson	1-2	0-1	0-0	0-2-2	1	2	2	0	2	0	18
35 Prendergast	0-0	0-0	0-0	0-0-0	0	0	0	0	0	0	2
42 McGregor	0-0	0-0	0-0	0-1-1	0	0	0	1	0	0	2
43 VanHorn	0-0	0-0	2-2	0-1-1	0	2	0	0	0	0	5
45 Rike	0-1	0-0	0-0	0-0-0	0	0	0	0	0	0	2
51 O'Brien	0-2	0-2	0-0	0-0-0	0	0	0	0	0	0	5
TEAM				0-0-0							
Totals.....	27-59	8-18	12-17	11-34-45	14	74	17	15	4	12	200
BC (7-20, 0-14)	fg	3fg	ft	d-t	pf	TP	a	to	bs	s	mp
5 Owens*	5-6	1-1	2-2	2-3-5	3	13	1	3	0	1	29
24 Clifford*	1-9	0-1	1-2	2-5-7	4	3	0	4	1	1	23
2 Hicks*	0-2	0-1	0-0	0-1-1	0	0	0	1	0	0	10
22 Milon*	2-9	0-5	1-1	0-1-1	1	5	1	1	0	2	30
55 Barnes-Thompkins*	3-11	1-7	0-0	1-4-5	4	7	1	3	0	2	31
3 Carter	7-15	4-10	0-0	0-3-3	1	18	3	3	0	2	35
4 Diallo	0-0	0-0	0-0	0-4-4	4	0	0	0	2	0	17
10 Meznicks	0-5	0-4	2-2	1-1-2	2	2	1	2	2	0	19
20 Perpijgia	0-1	0-1	0-0	0-0-0	0	0	0	1	0	0	4
25 Gehan	0-0	0-0	0-0	0-0-0	0	0	0	0	0	0	2
TEAM				1-1-2							
Totals.....	18-58	6-30	6-7	7-23-30	19	48	7	18	5	8	200
	1st	2nd	Total	FG%	3FG%	FT%					
Wake Forest	41	33	74	45.8	44.4	70.6					
Boston College	14	34	48	31.0	20.0	85.7					

Points in the paint-BC 18,WF 34. Points off turnovers-BC 14,WF 23.
2nd chance points-BC 8,WF 9. Fast break points-BC 5,WF 9.
Bench points-BC 20,WF 15. Score tied-0 times. Lead changed-0 times.
Largest lead-BC None, WF by 33 1st-03:35.
WF led for 39:29. BC led for 00:00. Game was tied for 00:31.
Officials: Jamie Luckie, Michael Stephens, John Gaffney

#23 NOTRE DAME 69
WAKE FOREST 58

GAME #28
Feb. 24, 2016
LJVM Coliseum (8,498)
Winston-Salem, N.C.

WAKE (11-17, 2-14)	fg	3fg	ft	d-t	pf	TP	a	to	bs	s	mp
20 Collins*	6-12	0-0	4-7	4-2-6	3	16	1	0	0	1	20
44 Mitoglou*	2-10	1-5	2-2	4-3-7	2	7	1	0	2	0	34
0 Miller-McIntyre*	1-7	0-1	0-0	4-4-8	2	2	4	5	0	2	29
10 Wilbekin*	2-11	2-9	0-0	0-5-5	0	6	2	0	0	2	39
13 Crawford*	3-11	0-6	2-2	1-3-4	2	8	5	0	0	2	33
4 Moore	6-10	0-0	1-2	4-4-8	3	13	0	2	3	0	20
11 McClinton	1-3	0-0	0-0	1-1-2	1	2	0	0	0	0	6
23 Watson	1-6	1-3	1-4	0-2-2	3	4	1	0	0	0	19
TEAM				0-1-1							
Totals.....	22-70	4-24	10-17	18-25-43	16	58	14	7	5	7	200
UND (19-8, 10-5)	fg	3fg	ft	d-t	pf	TP	a	to	bs	s	mp
3 Beachem*	3-8	0-4	2-3	0-6-6	2	8	0	0	2	0	32
30 Auguste*	5-9	0-0	8-8	2-10-12	2	18	0	5	1	0	33
35 Colson*	3-7	0-0	0-1	2-7-9	3	6	0	2	2	1	24
11 Jackson*	5-13	0-4	5-6	1-5-6	1	15	5	1	1	1	40
32 Vasturia*	6-11	2-4	2-2	1-1-2	4	16	2	4	0	1	40
0 Pflueger	0-3	0-2	0-0	0-0-0	0	0	2	0	0	2	17
4 Ryan	2-4	2-4	0-0	0-3-3	4	6	0	0	0	0	14
TEAM				3-2-5							
Totals.....	24-55	4-18	17-20	9-34-43	16	69	9	12	6	5	200
	1st	2nd	Total	FG%	3FG%	FT%					
Notre Dame	28	41	69	43.6	22.2	85.0					
Wake Forest	25	33	58	31.4	16.7	58.8					

2015-16 WAKE FOREST MEN'S BASKETBALL GAME NOTES

2015-16 BOX SCORES

#17 DUKE 79
WAKE FOREST 71

GAME #30
Mar. 1, 2016
Cameron Indoor (9,314)
Durham, N.C.

WAKE (11-19, 2-16)	fg	3fg	ft	o-d-t	pf	TP	a	to	bs	s	mp
2 Thomas*	7-11	0-0	2-6	2-11-13	3	16	5	4	1	1	33
44 Mitoglou*	3-10	1-5	0-0	4-8-12	2	7	2	1	0	0	32
0 Miller-McIntyre*	4-10	2-4	3-4	2-3-5	4	13	1	1	0	0	33
10 Wilbekin*	2-2	2-2	2-2	0-1-1	5	8	2	0	0	0	34
13 Crawford*	6-15	2-7	1-2	0-3-3	4	15	3	6	0	1	34
4 Moore	0-0	0-0	0-0	0-0-0	0	0	0	2	0	0	2
11 McClinton	1-1	0-0	0-1	0-1-1	1	2	0	1	1	0	3
20 Collins	4-6	0-0	2-2	2-2-4	3	10	0	1	1	0	13
23 Watson	0-5	0-3	0-0	0-2-2	3	0	2	1	0	0	16
43 VanHorn	0-0	0-0	0-0	0-0-0	1	0	0	0	0	0	0+
TEAM				0-1-1							
Totals.....	27-60	7-21	10-17	10-32-42	26	71	15	18	3	2	200
DUKE (22-8, 11-6)	fg	3fg	ft	o-d-t	pf	TP	a	to	bs	s	mp
14 Ingram*	6-17	2-5	1-2	4-7-11	1	15	2	2	1	3	39
40 Plumlee*	4-9	0-0	5-11	7-10-17	5	13	1	1	1	1	34
3 Allen*	7-16	2-5	14-19	0-5-5	3	30	1	3	0	5	37
12 Thornton*	2-8	0-2	2-2	1-1-2	2	6	4	1	1	0	37
13 Jones*	4-9	4-6	2-2	1-0-1	5	14	2	1	0	3	27
2 Jeter	0-0	0-0	1-2	0-0-0	2	1	0	0	0	0	5
5 Kennard	0-4	0-2	0-0	0-2-2	0	0	3	0	0	0	21
TEAM				1-2-3							
Totals.....	23-63	8-20	25-38	14-27-41	18	79	13	8	3	12	200
	1st	2nd	Total	FG%	3FG%	FT%					
Wake Forest	34	37	71	36.5	40.0	65.8					
Duke	35	44	79	45.0	33.3	58.8					

Points in the paint-WF 34,DU 28. Points off turnovers-WF 5,DU 19.
2nd chance points-WF 12,DU 12. Fast break points-WF 8,DU 6.
Bench points-WF 12,DU 1. Score tied-8 times. Lead changed-6 times.
Last FG-WF 2nd-00:39, DU 2nd-03:46.
Largest lead-WF by 3 2nd-14:47, DU by 9 1st-08:06.
WF led for 04:55, DU led for 29:58. Game was tied for 05:07.
Officials: Jamie Luckie, Les Jones, Michael Roberts

SEASON RECORD BOOK

SEASON REBOUNDS

1. Dickie Hemric (1955)	515
2. Len Chappell (1962)	470
3. Tim Duncan (1997)	457
4. Dickie Hemric (1952)	447
5. Dickie Hemric (1954)	424
6. Dickie Hemric (1953)	416
7. Tim Duncan (1995)	401
8. Tim Duncan (1996)	395
9. Len Chappell (1961)	393
10. Ronny Watts (1965)	352
11. Len Chappell (1960)	350
12. Al-Farouq Aminu (2010)	332
13. Ronny Watts (1964)	324
14. Gil McGregor (1969)	323
15. Anthony Teachey (1984)	321
16. Tim Duncan (1994)	317
17. Jack Williams (1956)	309
18. Eric Williams (2006)	301
19. Bill Hull (1961)	298
20. Rod Griffin (1978)	291
21. Gil McGregor (1970)	285
22. Devin Thomas (2016)	283

SEASON REBOUNDING AVERAGE

1. Dickie Hemric (1955)	19.0
2. Dickie Hemric (1952)	18.6
3. Dickie Hemric (1953)	16.5
4. Len Chappell (1962)	15.2
5. Dickie Hemric (1954)	15.1
6. Tim Duncan (1997)	14.7
7. Len Chappell (1961)	14.0
8. Ronny Watts (1865)	13.0
9. Len Chappell (1960)	12.5
Tim Duncan (1995)	12.5
11. Tim Duncan (1996)	12.3
12. Ronny Watts (1964)	12.0
Gil McGregor (1969)	12.0
14. Jack Williams (1956)	11.0
15. Al-Farouq Aminu (2010)	10.7
16. Gil McGregor (1970)	10.6
17. Devin Thomas (2016)	10.1

SEASON DOUBLE-DOUBLES

1. Tim Duncan (1997)	29
2. Len Chappell (1962)	26
3. Tim Duncan (1996)	24
Len Chappell (1961)	24
5. Tim Duncan (1995)	21
Ronny Watts (1965)	21
7. Ronny Watts (1964)	20
8. Al-Farouq Aminu (2010)	19
Dickie Hemric (1953)	19
10. Rod Griffin (1978)	16
Len Chappell (1960)	16
12. Anthony Teachey (1984)	15
Frank Christie (1964)	15
14. Darius Songaila (2002)	14
15. Devin Thomas (2016)	13
Tim Duncan (1994)	13
Bill Hull (1961)	13

FRESHMAN POINTS

1. Dickie Hemric (1952)	538
2. Robert O'Kelley (1998)	497
3. Rodney Rogers (1991)	489
4. Chris Paul (2004)	460
5. James Johnson (2008)	438
6. Travis McKie (2011)	417
7. Jeff Teague (2008)	416
8. Randolph Childress (1991)	405
9. Chris King (1989)	404
10. Al-Farouq Aminu (2009)	401
-- Bryant Crawford (2016)	394

FRESHMAN 3-POINTERS

1. Robert O'Kelley (1998)	77
2. Randolph Childress (1991)	64
3. Bryant Crawford (2016)	53
4. Dinos Mitoglou (2015)	52
5. Craig Dawson (1999)	51

FRESHMAN ASSISTS

1. Ish Smith (2007)	186
2. Chris Paul (2004)	183
3. Derrick McQueen (1989)	147
4. Bryant Crawford (2016)	127
5. Justin Gray (2003)	80

FRESHMAN BLOCKS

1. Tim Duncan (1994)	124
2. Carson Desrosiers (2011)	52
3. Loren Woods (1997)	45
4. Devin Thomas (2013)	43
Guy Morgan (1979)	43
6. James Johnson (2008)	40
7. Al-Farouq Aminu (2009)	38
8. Josh Howard (2000)	33
9. Larry Harrison (1976)	32
Rod Griffin (1975)	32
11. Aaron Rountree III (2013)	28
12. Doral Moore (2016)	24

FRESHMAN STEALS

1. Chris Paul (2004)	84
2. Jeff Teague (2008)	55
3. Rodney Rogers (1991)	53
4. Fran McCaffery (1978)	47
5. Bryant Crawford (2016)	46
Frank Johnson (1977)	46

FRESHMAN MINUTES

1. Frank Johnson (1977)	1,044
2. Chris Paul (2004)	1,041
3. Tim Duncan (1994)	997
4. Travis McKie (2011)	996
5. Rod Watson (1986)	945
6. Ish Smith (2007)	927
7. Bryant Crawford (2016)	914

2015-16 WAKE FOREST MEN'S BASKETBALL GAME NOTES

ACC TOURNAMENT HISTORY

WAKE FOREST IN THE ACC TOURNAMENT

vs. Opponents	W	L
Boston College	0	1
Clemson	7	3
Duke	4	14
Florida State	3	1
Georgia Tech	4	0
Maryland	3	7
Miami	0	1
North Carolina	8	13
NC State	4	8
Notre Dame	1	0
Pittsburgh	0	1
Virginia	6	6
Virginia Tech	0	2
South Carolina	3	1
Total	43	58

By Round	W	L
1st Round	1	1
Thursday/2nd Round	2	6
Quarterfinals	26	28
Semifinals	10	17
Finals	4	6
Total	43	58

By Site	W	L
Atlanta	0	6
Charlotte	5	12
Greensboro	17	24
Landover	2	3
Raleigh	18	11
Tampa	1	1
Washington, D.C.	0	1
Total	43	58

vs. Opponents By Round						
Opp	1st	2nd	Qtr	Semi	Finals	
BC	0-0	0-1	0-0	0-0	0-0	
Clem.	0-0	0-0	4-3	2-0	1-0	
Duke	0-0	0-0	3-6	0-4	1-4	
FSU	0-0	1-1	2-0	0-0	0-0	
GT	0-0	1-0	2-0	0-0	1-0	
L'Ville	0-0	0-0	0-0	0-0	0-0	
Miami	0-0	0-1	0-0	0-0	0-0	
UNC	0-0	0-0	4-7	3-6	1-0	
NCSU	0-0	0-0	3-3	1-3	0-2	
ND	1-0	0-0	0-0	0-0	0-0	
Pitt	0-0	0-1	0-0	0-0	0-0	
Syr.	0-0	0-0	0-0	0-0	0-0	
UVa	0-0	0-0	5-5	1-1	0-0	
VT	0-1	0-0	0-1	0-0	0-0	
Md.	0-0	0-2	1-3	2-2	0-0	
S. Caro.	0-0	0-0	2-0	1-1	0-0	
Total	1-1	2-6	26-28	10-17	4-6	

By Coaches	W	L
Murray Greason	6	4
Horace McKinney	12	6
Jack Murdock	0	1
Jack McCloskey	3	6
Carl Tacy	6	13
Bob Staak	1	4
Dave Odom	9	10
Skip Prosser	5	6
Dino Gaudio	0	3
Jeff Bzdelik	1	4
Danny Manning	0	1
Total	43	58

WAKE FOREST'S ACC TOURNAMENT RESULTS

Year	Opponent	W/L	Score	Site	Year	Opponent	W/L	Score	Site
2015	Virginia Tech	L	80-81	Greensboro	1972	Virginia	L	65-74	Greensboro
2014	Notre Dame	W	81-69	Greensboro	1971	Virginia	L	84-85	Greensboro
	Pittsburgh	L	55-84	Greensboro	1970	Duke	W	81-73	Charlotte
2013	Maryland	L	62-75	Greensboro		South Carolina	L	63-79	
2012	Maryland	L	60-82	Atlanta	1969	NC State	W	81-73	Charlotte
2011	Boston College	L	67-81	Greensboro		North Carolina	L	72-80	
2010	Miami	L	62-83	Greensboro	1968	North Carolina	L	70-83	Charlotte
2009	Maryland	L	64-75	Atlanta	1967	Clemson	W 2ot	63-61	Greensboro
2008	Florida State	L	60-70	Charlotte		North Carolina	L	79-89	
2007	Georgia Tech	W 2ot	114-112	Tampa	1966	Duke	L	73-103	Raleigh
	Virginia Tech	L	52-71		1965	North Carolina	W	92-76	Raleigh
2006	Florida State	W	78-66	Greensboro		Duke	L	81-101	
	NC State	W	82-71		1964	Virginia	W	79-60	Raleigh
	Duke	L	66-78			Clemson	W	86-64	
2005	NC State	L	65-81	Washington		Duke	L	59-80	
2004	Maryland	L	86-87	Greensboro	1963	Maryland	W	80-41	Raleigh
2003	Florida State	W	69-61	Greensboro		North Carolina	W	56-55	
	NC State	L	83-87			Duke	L	57-68	
2002	Georgia Tech	W	92-83	Charlotte	1962	Virginia	W	81-58	Raleigh
	Duke	L	64-79			South Carolina	W	88-75	
2001	Maryland	L	53-71	Atlanta		Clemson	W	77-66	
2000	North Carolina	W	58-52	Charlotte	1961	First-round bye			Raleigh
	Duke	L	73-82			Maryland	W	98-76	
1999	NC State	L	52-66	Charlotte		Duke	W	96-81	
1998	Clemson	L	56-75	Greensboro	1960	Clemson	W	74-59	Raleigh
1997	Florida State	W	66-65	Greensboro		NC State	W	71-66	
	North Carolina	L	73-86			Duke	L	59-63	
1996	Virginia	W	70-60	Greensboro	1959	Duke	L	71-78	Raleigh
	Clemson	W	68-60		1958	Duke	L	44-51	Raleigh
	Georgia Tech	W	75-74		1957	NC State	W	66-57	Raleigh
1995	Duke	W	87-70	Greensboro		North Carolina	L	59-61	
	Virginia	W	77-68		1956	South Carolina	W	79-64	Raleigh
	North Carolina	W ot	82-80			North Carolina	W	77-56	
1994	Georgia Tech	W	74-49	Charlotte		NC State	L	64-76	
	North Carolina	L ot	84-86		1955	North Carolina	W	95-82	Raleigh
1993	Virginia	L	57-61	Charlotte		NC State	L	70-85	
1992	North Carolina	L	65-80	Charlotte	1954	South Carolina	W ot	58-57	Raleigh
1991	Virginia	L	66-70	Charlotte		Maryland	W ot	64-56	
1990	Clemson	L	70-79	Charlotte		NC State	L ot	80-82	
1989	Duke	L	64-88	Atlanta					
1988	North Carolina	L	62-83	Greensboro					
1987	Clemson	W	69-62	Landover					
	NC State	L 2ot	73-77						
1986	Duke	L	60-68	Greensboro					
1985	North Carolina	L ot	61-72	Atlanta					
1984	Virginia	W	63-51	Greensboro					
	Maryland	L	64-66						
1983	NC State	L	70-71	Atlanta					
1982	Duke	W	88-53	Greensboro					
	Virginia	L ot	49-51						
1981	Clemson	W	80-71	Landover					
	North Carolina	L	57-58						
1980	North Carolina	L	62-75	Greensboro					
1979	Duke	L	56-58	Greensboro					
1978	Virginia	W	72-61	Greensboro					
	North Carolina	W	82-77						
	Duke	L	77-85						
1977	Virginia	L	57-59	Greensboro					
1976	Clemson	L	63-76	Landover					
1975	North Carolina	L ot	100-101	Greensboro					
1974	North Carolina	L	62-76	Greensboro					
1973	North Carolina	W ot	54-52	Greensboro					
	Maryland	L	65-73						

Bold denotes ACC Championship season.

ALL-ACC TOURNAMENT

1954	Dickie Hemric (1)
	Lowell Davis (2)
1955	Dickie Hemric (1)
	Lowell Davis (1)
1956	Jack Murdock (1)
1957	Jack Murdock (1)
	Jack Williams (1)
1960	Len Chappell (1)
1961	Len Chappell (1)
	Billy Packer (1)
	Dave Wiedeman (2)
1962	Len Chappell (1)
	Billy Packer (1)
	Dave Wiedeman (2)
1963	Dave Wiedeman (1)
1964	Frank Christie (1)
	Bob Leonard (1)
	Ronny Watts (2)
1965	Bob Leonard (1)
	Ronny Watts (2)
1967	Paul Long (1)
	Jerry Montgomery (2)
1969	Charlie Davis (1)
	Jerry Montgomery (2)
1970	Charlie Davis (1)
1971	Charlie Davis (2)
1973	Eddie Payne (1)
	Tony Byers (2)
1975	Skip Brown (2)
1978	Rod Griffin (1)
	Leroy McDonald (1)
	Frank Johnson (2)
1981	Frank Johnson (1)
1982	Mike Helms (1)
	Jim Johnstone(2)
1984	Anthony Teachey (2)
1985	Delaney Rudd (2)
1987	Tyrone Bogues (1)
1989	Chris King (2)
1992	Rodney Rogers (2)
1994	Randolph Childress (1)
	Trelonnie Owens (2)
1995	*Randolph Childress (1)
	Tim Duncan (1)
1996	*Tim Duncan (1)
1997	Tim Duncan (1)
2003	Josh Howard (2)
2004	Chris Paul (2)
2006	Eric Williams (2)

*Everett Case Award (MVP)

(1) denotes 1st team selection

2015-16 WAKE FOREST MEN'S BASKETBALL GAME NOTES

ACC TOURNAMENT RECORDS

TEAM / GAME

Most Points	114 (114-112, 2ot) vs. Ga. Tech, at Tampa, March 8, 2007
Most Pts./Two Teams	226 (114-112, 2ot) vs. Ga. Tech, at Tampa, March 8, 2007
Fewest Points	44, Two times
Fewest Points/Half	16 (2nd) vs. Clemson, at Greensboro, March 6, 1998
Most Field Goals	45 vs. North Carolina (ot), at Greensboro, March 6, 1975
Fewest Field Goals	17, Two times
Most FG Attempts	86 vs. North Carolina (ot), at Greensboro, March 6, 1975
Fewest FG Attempts	37 vs. North Carolina (ot), at Greensboro, March 8, 1973
Highest FG Pct.	.642 (34-53) vs. Ga. Tech (2ot), at Tampa, March 8, 2007
Lowest FG Pct.	.270 (20-74) vs. South Carolina, at Raleigh, March 2, 1954
Most 3-Point Goals	16 vs. Georgia Tech (ot), at Tampa, March 8, 2007 16 vs. Duke, at Greensboro, March 10, 1995
Fewest 3-Pt. Goals	2, Two times
Most 3-Pt. Att.	34 vs. North Carolina, at Greensboro, March 12, 1995
Fewest 3-Pt. Att.	7 vs. Duke, at Charlotte, March 11, 2000
Highest 3-Pt. FG%	.700 (7-10) vs. Notre Dame, at Greensboro, March 12, 2014
Lowest 3-Pt. FG%	.120 (3-25) vs. Maryland, at Atlanta, March 13, 2009
Highest FG%/Half	.778 (2nd) vs. Georgia Tech (2ot), at Tampa, March 8, 2007
Lowest FG%/Half	.214 (2nd) vs. Clemson, at Greensboro, March 6, 1998
Most Free Throws	37 vs. NC State, at Raleigh, March 4, 1960
Fewest Free Throws	2 vs. Duke, at Greensboro, March 1, 1979
Most FT Att.	48 vs. Georgia Tech (2ot), at Tampa, March 8, 2007
Fewest FT Att.	4 vs. Maryland, at Greensboro, March 10, 1984
Highest FT Pct.	100.0 (11-11) vs. Maryland, at Atlanta, March 9, 2001
<i>(With 20+ Attempts)</i>	
Lowest FT Pct.	.950 (19-20) vs. South Carolina, at Charlotte, March 6, 1970
Most Rebounds	.364 (4-11) vs. Clemson, at Greensboro, March 6, 1998
Fewest Rebounds	61 vs. South Carolina, at Raleigh, March 1, 1956
Rebound Margin	17 vs. Virginia, at Greensboro, March 6, 1982
Most Assists	+33 (58-25) vs. Virginia, at Raleigh, March 1, 1962
Fewest Assists	24 vs. Duke, at Greensboro, March 5, 1982
<i>(Since 1975)</i>	
Most Turnovers	0, Two times
Fewest Turnovers	4 vs. Virginia, at Greensboro, March 1, 1978 26 vs. Georgia Tech (2ot), at Tampa, March 8, 2007
	4 vs. NC State, at Greensboro, March 15, 2003
	4 vs. Virginia, at Greensboro, March 6, 1982
	10 vs. Virginia, at Greensboro, March 11, 1995
Most Blocked Shots	0, many times
Fewest Blocked Shots	17 vs. Virginia, at Greensboro, March 9, 1984
Most Steals	1, Four times
Fewest Steals	31 vs. Duke, at Raleigh, March 5, 1965
Most Personal Fouls	9 vs. Virginia, at Greensboro, March 8, 1996
Fewest Personal Fouls	4 vs. South Carolina, at Greensboro, March 11, 1971
Most DQs	39 (80-41) vs. Maryland, at Raleigh, Feb. 28, 1963
Largest Victory Margin	30 (73-103) vs. Duke, at Raleigh, March 3, 1966

OPPONENT / GAME

Most Points	112 (114-112, 2ot) by Ga. Tech, at Tampa, March 8, 2007
Fewest Points	41 (41-80) by Maryland, at Raleigh, Feb. 28, 1963
Most Points/Half	59 (2nd) by Duke, at Raleigh, March 5, 1965
Fewest Points/Half	16, Two times
Rebound Margin	+36 (26-62) vs. Duke, at Raleigh, March 3, 1966
Most Field Goals	44 by Duke, at Raleigh, March 3, 1966
Fewest Field Goals	15 by Duke, at Raleigh, March 6, 1958
Most FG Attempts	88 by Duke, at Raleigh, March 3, 1966
Lowest FG Pct.	.254, Two times
Highest FG%/Half	.704 (1st) (19-27) by Virginia, at Greensboro, March 11, 1971
Lowest FG%/Half	.200 (2nd) (7-35) by Maryland, at Raleigh, Feb. 28, 1963
Most 3-Point FG	13 by Duke, at Charlotte, March 11, 2000
Fewest 3-Point FG	1 by North Carolina, at Charlotte, March 10, 2000
Fewest 3-Pt. Att.	4 by North Carolina, at Charlotte, March 13, 1992
Highest 3-Pt. FG%	.750 (3-4) by Duke, at Atlanta, March 10, 1989
Lowest 3-Pt. FG%	.083 (1-12) by North Carolina, at Charlotte, March 10, 2000
Most Free Throws	31 by South Carolina, at Raleigh, March 2, 1962
Fewest Free Throws	1 by Virginia, at Greensboro, March 9, 1984
Most FT Attempts	41 by Duke, at Raleigh, March 3, 1961
Fewest FT Attempts	3 by Virginia, at Greensboro, March 9, 1984
Highest FT Pct.	1.000 (11-11) by FSU, at Greensboro, March 14, 2003
Lowest FT Pct.	.250 (4-16) by Virginia, at Raleigh, March 1, 1962
Most Rebounds	62 by Duke, at Raleigh, March 3, 1966
Fewest Rebounds	21 by Virginia (ot), at Greensboro, March 6, 1982
Fewest Assists	3 by Virginia, at Greensboro, March 1, 1978
Fewest Turnovers	5, Two times
Most Blocked Shots	8 by North Carolina, at Greensboro, March 11, 1988
Fewest Steals	1, Two times
Most Personal Fouls	38 by Georgia Tech (2ot), at Tampa, March 8, 2007
Fewest Personal Fouls	10, Three times
Most DQs	4, Two times

INDIVIDUAL / GAME

Most Points	40, Randolph Childress vs. Duke, at Greensboro, March 10, 1995 38, Len Chappell vs. South Carolina, at Raleigh, March 2, 1962 37, Randolph Childress vs. N. Carolina (ot), at Greensboro, March 12, 1995 34, Len Chappell vs. Maryland, at Raleigh, March 2, 1961 27 (1st), Randolph Childress vs. Duke, at Greensboro, March 10, 1995 15, Bob Leonard vs. Duke, at Raleigh, March 5, 1965 26, Charlie Davis vs. North Carolina, at Charlotte, March 7, 1969 100.0 (7-7), Kyle Visser vs. Georgia Tech (2ot), at Tampa, March 8, 2007 100.0 (7-7), Mike Helms vs. North Carolina, at Landover, March 6, 1981 .900 (9-10), Frank Christie vs. Virginia, at Raleigh, March 5, 1964 9, Randolph Childress vs. N. Carolina (ot), at Greensboro, March 12, 1995 17, Randolph Childress vs. N. Carolina (ot), at Greensboro, March 12, 1995 .833 (5-6), Harvey Hale vs. Georgia Tech (2ot), at Tampa, March 8, 2007 15, Dickie Hemric vs. North Carolina, at Raleigh, March 3, 1955 23, Tim Duncan vs. Florida State, at Greensboro, March 7, 1997 100.0 (14-14), Jackie Murdock vs. NC State, at Raleigh, March 7, 1957 22, Tim Duncan vs. Georgia Tech, at Greensboro, March 10, 1996 8, Tim Duncan vs. Clemson, at Greensboro, March 9, 1996 18, Tim Duncan vs. Georgia Tech, at Greensboro, March 10, 1996 15, Ishmael Smith vs. Georgia Tech (2ot), at Tampa, March 8, 2007 6, Three times (all by Tim Duncan) 6, Danny Young vs. NC State, at Greensboro, March 3, 1984 11, Robert O'Kelley vs. NC State, at Charlotte, March 5, 1999 50, Paul Long vs. Clemson (2ot), at Greensboro, March 9, 1967 50, Jerry Montgomery vs. Clemson (2ot), at Greensboro, March 9, 1967
<i>(Minimum 10 Att.)</i>	
Most 3-Pt. Field Goals	
Most 3-Point Att.	
Highest 3-Pt.t FG%	
Most Free Throws	
Most FT Att.	
Highest FT Pct.	
Most Rebounds	
Most Offensive Rebs.	
Most Defensive Rebs.	
Most Assists	
Most Blocked Shots	
Most Steals	
Most Turnovers	
Most Minutes Played	

INDIVIDUAL / TOURNAMENT (Min. 2 GP)

Most Points	107 (3 g), Randolph Childress, 1995 64 (2 g), Tim Duncan, 1997
Highest Scoring Avg.	35.7 (3 g), Randolph Childress, 1995 32.0 (2 g), Tim Duncan, 1997
Most Field Goals	33 (3 g), Randolph Childress, 1995
Most FG Att.	61 (3 g), Randolph Childress, 1995
Highest FG% (5 fg/g)	.750 (15-20/2 g), Tony Byers, 1973
Most 3-Pt. FG	23 (3 g), Randolph Childress, 1995
Most 3-Pt. FG Att.	44 (3 g), Randolph Childress, 1995
Highest 3-Pt. FG%	.600 (6-10/3 g), Ricky Peral, 1995
Most Free Throws	33 (3 g), Len Chappell, 1962
Most FT Att.	40 (3 g), Len Chappell, 1962 40 (3 g), Dickie Hemric, 1954
Highest FT% (5 ft/g)	1.000 (14-14/2 g), Paul Long, 1967 .957 (22-23/2 g), Charlie Davis, 1970 56 (3 g), Tim Duncan, 1996 18.7 (3 g), Tim Duncan, 1996 24 (3 g), Justin Gray, 2006
Most Rebounds	16 (3 g), Randolph Childress, 1995
Highest Rebound Avg.	14 (3 g), Tim Duncan, 1995
Most Assists	9 (3 g), Randolph Childress, 1995
Most Turnovers	14, Two times
Most Blocked Shots	2, three times
Most Personal Fouls	135 (3 g), Dickie Hemric, 1954
Most DQs	
Most Minutes Played	

INDIVIDUAL / CAREER


Most Games Played	10, Tim Duncan, 1994-97
Most Games Started	10, Tim Duncan, 1994-97
Most Games Won	8, Tim Duncan, 1994-97
Most Points	220 (8 g), Len Chappell, 1960-62
Highest Scoring Avg.	27.5 (8 g), Len Chappell, 1960-62
Most Field Goals	77 (10 g), Tim Duncan, 1994-97
Most FG Att.	134 (8 g), Lefty Davis, 1954-56
Highest FG% (5 fg/g)	.678 (40-59/3 g), Eric Williams, 2003-06
Most 3-Pt. FG	36 (7 g), Randolph Childress, 1991-95
Most 3-Pt. FG Att.	71 (7 g), Randolph Childress, 1991-95
Highest 3-Pt.% (1 fg/g)	.507 (36-7/7 g), R. Childress, 1991-95
Most Free Throws	80 (8 g), Len Chappell, 1960-61-62
Most FT Att.	95 (8 g), Len Chappell, 1960-61-62
Highest FT% (4 ft/g)	1.000 (20-20/3 g), Paul Long, 1966-67
Most Rebounds	139 (10 g), Tim Duncan, 1994-97
Highest Rebound Avg.	13.9 (10 g), Tim Duncan, 1994-97
Most Assists	40 (7 g), Randolph Childress, 1991-95
Most Turnovers	32 (7 g), Randolph Childress, 1991-95
Most Blocked Shots	41 (10 g), Tim Duncan, 1994-97
Most Steals	15, Two times
Most Personal Fouls	24 (6 g), Darius Songaila, 1999-02
Most DQs	3, Two times
Most Minutes Played	382 (10 g), Tim Duncan, 1994-97

OPPONENT / INDIVIDUAL

Most Points	32 by Jalen Hudson of Virginia Tech, at Greensboro, March 10, 2015 32 by Marvin Kessler of NC State, at Raleigh, March 3, 1956
Most Rebounds	19 by Phil DiNardo of NC State, at Raleigh, March 4, 1955

TEAM / TOURNAMENT

Most Points	246 (3 games), 1995
Highest Scoring Average	97.0 (2 games), 1961
Most Field Goals	93 (3 games), 1964
Most Field Goal Attempts	213 (3 games), 1956
Highest Field Goal Percentage	.588 (57-97/2 games), 1982
Lowest Field Goal Percentage	.327 (65-199/3 games), 1960
Most 3-Point Field Goals	31 (3 games), 1995
Most 3-Point FG Attempts	85 (3 games), 1995
Highest 3-Point FG Percentage	.528 (19-36/2 games), 2007
Lowest 3-Point FG Percentage	.250 (5-20/2 games), 2000
Most Free Throws	74 (3 games), 1960
Most Free Throw Attempts	98 (3 games), 1954
Highest Free Throw Percentage	.846 (44-52/2 games), 1970
Lowest Free Throw Percentage	.500 (23-46/2 games), 1982
Most Rebounds	155 (3 games), 1960 and 1957
Highest Rebound Average	56.0 (2 games), 1961
Most Assists	47 (3 games), 1996
Most Turnovers	53 (3 games), 1978
Most Blocked Shots	20 (3 games), 1995
Most Steals	27 (3 games), 1978
Most Personal Fouls	72 (3 games), 1978



Codi MILLER-McINTYRE

Senior • Guard • 6-3 • 205

Concord, N.C. • Hargrave Military Academy

2015-16 HIGHLIGHTS

- Scored 19 points (7-10 FG) on his senior night vs. Virginia Tech (Feb. 28)
- Had 14 points, nine rebounds and seven assists vs. Boston College (Feb. 21)
- Had 18 points and nine assists at Pitt (Feb. 16)
- Scored a season-high 24 points (10-17 FG, 3-6 3FG) at NC State (Feb. 13)
- Had 12 points and seven assists vs. Florida State (Feb. 6)
- Had a season-high eight assists (and no turnovers) vs. No. 11 Virginia (Jan. 26)
- Had 22 points (8-11 FG, 3-3 3FG) and five assists at Virginia Tech (Jan. 13)
- Scored 11 points vs. NC State (Jan. 10)
- Had 20 points and seven rebounds vs. No. 14 Duke (Jan. 6)
- Made first start of the season at LSU and had a career-high 12 rebounds (Dec. 29)
- Had four points, six rebounds and six assists vs. No. 6 Xavier (Dec. 22)
- Had 10 points and five assists vs. Coastal Carolina (Dec. 18)
- Had three points, two rebounds and two assists in season debut vs. UNCG (Dec. 15)
- Suffered a foot fracture in mid-October and missed the first eight games of the season

2015-16 GAME-BY-GAME

Opponent	MP	FG-A	3G-A	FT-A	O-D-T	PF	A	TO	BS	ST	TP
UMBC					INJ - Foot						
at Bucknell					INJ - Foot						
Richmond					INJ - Foot						
vs. Indiana					INJ - Foot						
vs. Vanderbilt					INJ - Foot						
vs. UCLA					INJ - Foot						
at Rutgers					INJ - Foot						
Arkansas					INJ - Foot						
UNCG	15	1-3	0-1	1-2	0-2-2	3	2	4	0	0	3
Coastal Carolina	24	4-7	1-2	1-2	0-0-0	3	5	2	1	2	10
Xavier	31	1-7	0-2	2-2	3-3-6	4	6	3	0	1	4
at LSU*	34	1-6	0-1	0-0	3-9-12	4	2	3	0	3	2
at Louisville*	26	1-7	0-2	0-0	0-2-2	3	2	1	0	1	2
Duke*	37	9-19	0-1	2-3	3-4-7	2	3	2	0	0	20
NC State*	36	4-11	0-0	3-4	1-2-3	2	3	2	0	1	11
at Virginia Tech*	32	8-11	3-3	3-5	2-2-4	4	5	2	0	0	22
Syracuse*	30	1-7	0-2	4-7	2-1-3	2	1	4	0	0	6
at North Carolina*	30	3-7	0-2	0-3	2-3-5	3	4	3	0	1	6
at Miami*	23	0-4	0-1	0-0	2-2-4	4	1	1	0	1	0
Virginia*	35	2-5	0-2	1-1	0-4-4	2	8	0	0	0	5
at Notre Dame*	24	1-4	0-1	0-2	2-0-2	2	2	3	0	2	2
Clemson*	36	3-10	0-1	2-2	1-2-3	1	6	2	0	0	8
Florida State*	26	4-7	1-2	3-6	0-4-4	3	7	1	0	1	12
at Georgia Tech*	20	0-3	0-0	0-0	0-2-2	1	3	3	0	0	0
at NC State*	34	10-17	3-6	1-2	1-1-2	4	4	2	1	0	24
at Pitt*	45	6-10	1-3	5-6	2-3-5	3	9	4	0	0	18
Boston College*	32	5-8	2-2	2-2	4-5-9	0	7	2	0	0	14
Notre Dame*	29	1-7	0-1	0-0	4-4-8	2	4	5	0	2	2
Virginia Tech*	34	7-10	0-2	5-5	1-1-2	4	2	2	0	2	19
at Duke*	33	4-10	2-4	3-4	2-3-5	4	1	1	0	0	13

* denotes starter

CAREER/SEASON HIGHS

POINTS

CAREER	26, 2x - last vs. Richmond (12/7/13)
SEASON	24, at NC State (2/13/16)
ACC CAREER	25, at Florida State (1/28/15)

REBOUNDS

CAREER	12, at LSU (12/29/15)
SEASON	12, at LSU (12/29/15)
ACC CAREER	9, 2x - last vs. BC (2/21/16)

ASSISTS

CAREER	11, 2x - last vs. VT (3/10/15)
SEASON	9, at Pitt (2/16/16)
ACC CAREER	11, vs. Virginia Tech (3/10/15)

FIELD GOALS

CAREER	10, 2x - last at NC State (2/13/16)
SEASON	10, at NC State (2/13/16)
ACC CAREER	10, at NC State (2/13/16)

FIELD GOAL ATTEMPTS

CAREER	23, vs. Iona (11/21/14)
SEASON	19, vs. Duke (1/6/16)
ACC CAREER	20, at Florida State (1/28/15)

THREE-POINTERS

CAREER	3, 3x - last at NC State (2/13/16)
SEASON	3, 2x - last at NC State (2/13/16)
ACC CAREER	3, 2x - last at NC State (2/13/16)

THREE-POINT ATTEMPTS

CAREER	6, 4x - last at NC State (2/13/16)
SEASON	6, at NC State (2/13/16)
ACC CAREER	6, at NC State (2/13/16)

FREE THROWS

CAREER	10, 2x - last vs. NCSU (2/3/15)
SEASON	5, 2x - last vs. Virginia Tech (2/28/16)
ACC CAREER	10, vs. NC State (2/3/15)

FREE THROW ATTEMPTS

CAREER	13, 3x - last vs. Pitt (3/1/15)
SEASON	7, vs. Syracuse (1/16/16)
ACC CAREER	13, vs. Pitt (3/1/15)

BLOCKS

CAREER	2, 3x - last vs. NC State (2/3/15)
SEASON	1, 2x - last at NC State (2/13/16)
ACC CAREER	2, 3x - last vs. NC State (2/3/15)

STEALS


CAREER	5, vs. Bucknell (12/22/14)
SEASON	3, at LSU (12/29/15)
ACC CAREER	3, at Duke (3/4/15)

MINUTES

CAREER	45, at Pitt (2/16/16)
SEASON	45, at Pitt (2/16/16)
ACC CAREER	45, at Pitt (2/16/16)

CAREER STATISTICS

Year	G-GS	Min-Avg.	FG-FGA	Pct.	3FG-3FGA	Pct.	FT-FTA	Pct.	Off-Def.	Reb-Avg.	PF-DQ	Ast	TO	Blk	Stl	Pts-Avg
2012-13	30-29	868-28.9	99-239	.414	20-62	.323	26-46	.565	15-6	82-2.7	63-1	78	57	1	19	244-8.1
ACC	17-16	491-28.9	56-145	.386	9-37	.243	15-30	.500	11-34	45-2.6	35-0	39	32	0	10	136-8.0
2013-14	32-31	1033-32.3	149-344	.433	14-70	.200	91-145	.628	22-75	97-3.0	55-1	134	64	1	24	403-12.6
ACC	17-16	532-31.3	65-163	.399	3-32	.094	34-63	.540	8-33	41-2.4	33-1	72	33	0	11	167-9.8
2014-15	32-32	1007-31.5	167-371	.450	19-67	.284	112-174	.644	27-126	153-4.8	57-0	137	80	11	32	465-14.5
ACC	18-18	588-32.7	98-203	.483	10-37	.270	75-117	.641	11-75	86-4.8	36-0	76	46	8	19	281-15.6
2015-16	22-19	666-30.3	76-180	.422	13-41	.317	38-58	.655	35-59	94-4.3	60-0	87	52	2	17	203-9.2
ACC	18-18	562-31.2	69-157	.439	12-35	.343	34-52	.654	29-45	74-4.1	46-0	72	40	1	11	184-10.2
CAREER	116-111	3574-30.8	491-1134	.433	66-240	.275	267-423	.631	99-327	426-3.7	235-2	436	253	15	92	1315-11.3
ACC	70-68	2173-31.0	288-668	.431	34-141	.241	158-262	.603	59-187	246-3.5	150-1	259	151	9	51	768-11.0



2 Devin THOMAS

Senior • Forward • 6-9 • 245
Harrisburg, Pa. • Central Dauphin

2015-16 HIGHLIGHTS

- ACC active leader in career rebounds (1,048) and double-doubles (34)
- Lute Olson Award National Player of the Week (Dec. 7) after Rutgers and Arkansas games when he became the first Deacon since Al-Farouq Aminu in 2009-10 with consecutive 20-and-10 games
- Had 15 points and a career-high 21 rebounds (most by a Deac in a game since Tim Duncan in 1997) at NC State (Feb. 13)
- Had 16 points, 13 rebounds and five assists at No. 17 Duke (Mar. 1)
- Had 16 points and 11 rebounds at Virginia Tech for fourth-straight double-double (Jan. 13)
- Had 20 points and 11 rebounds vs. NC State for his fifth 20-and-10 game of the year (Jan. 10)
- Had 21 points and 12 rebounds vs. No. 14 Duke (Jan. 6)
- Had 20 points and 12 rebounds vs. Arkansas (Dec. 4)
- Had 23 points and 17 rebounds at Rutgers (Nov. 30)
- Maui Jim Maui Invitational All-Tournament Team after averaging 18.3 points and 7.7 rebounds per game against Indiana, Vanderbilt and UCLA
- Had 21 points and nine rebounds vs. UCLA (Nov. 25)
- Had 21 points and eight rebounds vs. No. 13 Indiana (Nov. 23)
- Had 21 points and 17 rebounds in the season opener vs. UMBC (Nov. 13)

2015-16 GAME-BY-GAME

Opponent	MP	FG-A	3G-A	FT-A	O-D-T	PF	A	TO	BS	ST	TP
UMBC*	30	7-15	0-0	7-11	7-10-17	2	4	3	2	0	21
at Bucknell*	31	6-13	0-0	6-8	4-8-12	2	2	2	3	1	18
Richmond*	30	5-7	0-0	2-7	1-9-10	2	2	2	1	0	12
vs. Indiana*	33	10-18	0-0	1-3	2-6-8	2	3	3	0	0	21
vs. Vanderbilt*	23	3-7	0-0	7-11	2-4-6	2	0	1	0	1	13
vs. UCLA*	28	6-12	0-0	9-11	2-7-9	4	1	0	1	2	21
at Rutgers*	34	9-16	0-0	5-9	6-11-17	2	3	7	3	0	23
Arkansas*	28	8-11	0-0	4-6	3-9-12	3	2	2	3	0	20
UNCG*	29	5-6	0-0	8-17	1-9-10	1	5	3	5	2	18
Coastal Carolina*	23	3-4	0-0	0-5	2-4-6	5	2	3	2	0	6
Xavier*	20	1-3	0-0	8-10	1-7-8	4	0	2	2	1	10
at LSU*	23	6-9	0-0	4-6	3-4-7	5	1	2	1	0	16
at Louisville*	36	6-11	0-0	2-4	4-6-10	1	2	3	2	0	14
Duke*	27	9-11	0-0	3-6	5-7-12	5	3	2	1	0	21
NC State*	33	6-11	0-0	8-11	4-7-11	3	3	2	1	3	20
at Virginia Tech*	34	6-10	0-0	4-6	4-7-11	4	4	1	4	0	16
Syracuse*	32	2-6	0-0	5-11	3-10-13	2	2	2	2	0	9
at North Carolina*	33	8-13	0-0	1-2	4-5-9	4	2	7	2	1	17
at Miami*	36	5-13	0-0	2-4	2-7-9	2	1	4	2	1	12
Virginia*	31	6-11	0-0	7-11	1-5-6	2	1	3	1	0	19
at Notre Dame*	29	6-11	0-0	7-10	2-6-8	3	5	4	0	1	19
Clemson*	33	5-10	0-0	2-7	3-4-7	4	1	2	0	0	12
Florida State*	31	3-8	0-0	5-5	3-7-10	4	2	3	1	0	11
at Georgia Tech*	36	7-12	0-0	6-8	3-5-8	4	2	3	0	1	20
at NC State*	36	5-14	0-0	5-9	6-15-21	2	3	4	1	0	15
at Pitt*	39	2-6	0-0	3-6	1-6-7	4	5	1	1	1	7
Boston College				DNP - Suspension							
Notre Dame				DNP - Suspension							
Virginia Tech*	23	5-6	0-0	3-5	3-3-6	4	1	3	1	2	13
at Duke*	33	7-11	0-0	2-6	2-11-13	3	5	4	1	1	16

* denotes starter

CAREER STATISTICS

Year	G-GS	Min-Avg.	FG-FGA	Pct.	3FG-3FGA	Pct.	FT-FTA	Pct.	Off-Def.	Reb-Avg.	PF-DQ	Ast	TO	Blk	Stl	Pts-Avg
2012-13	31-31	845-27.3	106-213	.498	0-0	.000	70-127	.551	79-155	234-7.5	66-0	41	77	43	32	282-9.1
ACC	18-18	524-29.1	71-137	.518	0-0	.000	47-82	.573	55-102	157-8.7	43-0	21	52	27	19	189-10.5
2013-14	33-32	929-28.2	138-256	.539	0-0	.000	91-172	.529	64-185	249-7.5	106-6	50	82	29	19	367-11.1
ACC	18-18	524-29.1	72-131	.550	0-1	.000	46-91	.505	29-83	112-6.2	60-3	28	49	16	14	190-10.6
2014-15	32-32	869-27.2	138-279	.495	0-0	.000	109-184	.592	82-200	282-8.8	88-4	51	96	26	22	385-12.0
ACC	18-18	503-27.9	82-163	.503	0-0	.000	59-103	.573	48-95	143-7.9	52-2	32	50	13	9	223-12.4
2015-16	28-28	854-30.5	157-285	.551	0-0	.000	126-215	.586	84-199	283-10.1	85-3	67	78	43	18	440-15.7
ACC	16-16	522-32.6	88-164	.537	0-0	.000	65-111	.586	50-111	161-10.1	51-1	42	48	20	11	241-15.1
CAREER	124-123	3497-28.2	539-1033	.522	0-0	.000	396-698	.567	309-739	1048-8.5	345-13	209	333	141	91	1474-11.9
ACC	70-70	2073-29.6	313-595	.526	0-0	.000	217-387	.561	182-391	573-8.2	206-6	123	199	76	53	843-12.0

CAREER/SEASON HIGHS

POINTS

CAREER	31, vs. Louisville (1/4/15)
SEASON	23, at Rutgers (11/30/15)
ACC CAREER	31, vs. Louisville (1/4/15)

REBOUNDS

CAREER	21, at NC State (2/13/16)
SEASON	21, at NC State (2/13/16)
ACC CAREER	21, at NC State (2/13/16)

ASSISTS

CAREER	5, 7x - last at Duke (3/1/16)
SEASON	5, 4x - last at Duke (3/1/16)
ACC CAREER	5, 5x - last at Duke (3/1/16)

FIELD GOALS

CAREER	12, vs. Duke (1/7/15)
SEASON	10, vs. Indiana (11/23/15)
ACC CAREER	12, vs. Duke (1/7/15)

FIELD GOAL ATTEMPTS

CAREER	20, vs. Duke (1/7/15)
SEASON	18, vs. Indiana (11/23/15)
ACC CAREER	20, vs. Duke (1/7/15)

THREE-POINTERS

CAREER	--
SEASON	--
ACC CAREER	--

THREE-POINT ATTEMPTS

CAREER	--
SEASON	--
ACC CAREER	--

FREE THROWS

CAREER	12, vs. Boston College (3/1/14)
SEASON	9, vs. UCLA (11/25/15)
ACC CAREER	12, vs. Boston College (3/1/14)

FREE THROW ATTEMPTS

CAREER	19, vs. UNC Asheville (11/14/14)
SEASON	17, vs. UNCG (12/15/15)
ACC CAREER	17, vs. Louisville (1/4/15)

BLOCKS


CAREER	5, 2x - last vs. UNCG (12/15/15)
SEASON	5, vs. UNCG (12/15/15)
ACC CAREER	5, at Georgia Tech (1/26/13)

STEALS

CAREER	4, 3x - last vs. Duke (1/7/15)
SEASON	3, vs. NC State (1/10/16)
ACC CAREER	4, 2x - last vs. Duke (1/7/15)

MINUTES

CAREER	41, at Florida State (1/28/15)
SEASON	39, at Pitt (2/16/16)
ACC CAREER	41, at Florida State (1/28/15)



4 Doral MOORE

Freshman • Center • 7-1 • 265
Locust Grove, Ga. • Montverde Academy

2015-16 HIGHLIGHTS

- Had 13 points, eight rebounds and three blocks vs. No. 23 Notre Dame (Feb. 24)
- Had 19 points, seven rebounds and three blocks in first career start vs. Boston College (Feb. 21)
- Had six points, five rebounds and two blocks at Pitt (Feb. 16)
- Had eight points, seven rebounds and two blocks at NC State (Feb. 13)
- Had four points and three rebounds at No. 2 North Carolina (Jan. 20)
- Posted his first career double figure game with 10 points vs. Syracuse (Jan. 16)
- Had two points, one rebound and first career assist vs. NC State (Jan. 10)
- Scored two points on a put-back dunk in his ACC debut at No. 18 Louisville (Jan. 3)
- Had four points, two rebounds and two blocks vs. No. 6 Xavier (Dec. 22)
- Had two points and four rebounds vs. Coastal Carolina (Dec. 18)
- Had six points and four rebounds vs. Arkansas (Dec. 4)
- Had four rebounds and two blocks at Rutgers (Nov. 30)
- Had four points and two rebounds vs. UCLA (Nov. 25)
- Had four rebounds vs. No. 19 Vanderbilt (Nov. 24)
- Scored six points at Bucknell (Nov. 15)
- Had two points, three rebounds and two blocks in collegiate debut vs. UMBC (Nov. 13)

2015-16 GAME-BY-GAME

Opponent	MP	FG-A	3G-A	FT-A	O-D-T	PF	A	TO	BS	ST	TP
UMBC	5	1-4	0-0	0-0	2-1-3	2	0	3	2	0	2
at Bucknell	10	3-5	0-0	0-0	1-0-1	3	0	0	0	0	6
Richmond	6	1-1	0-0	0-0	0-0-0	3	0	2	0	0	2
vs. Indiana	4	0-0	0-0	0-0	0-0-0	0	0	0	0	0	0
vs. Vanderbilt	7	0-1	0-0	0-0	0-4-4	5	0	2	0	0	0
vs. UCLA	9	1-2	0-0	2-2	1-1-2	2	0	2	0	0	4
at Rutgers	8	0-2	0-0	0-0	1-3-4	3	0	1	2	1	0
Arkansas	9	3-5	0-0	0-0	2-2-4	1	0	1	0	0	6
UNCG	4	1-1	0-0	0-0	1-0-1	0	0	1	0	0	2
Coastal Carolina	8	1-1	0-0	0-1	2-2-4	0	0	0	0	0	2
Xavier	4	1-2	0-0	2-2	1-1-2	0	0	0	2	1	4
at LSU	2	1-1	0-0	0-0	0-1-1	0	0	0	1	0	2
at Louisville	5	1-1	0-0	0-0	1-0-1	1	0	0	0	0	2
Duke				-DNP-							
NC State	3	1-1	0-0	0-0	0-1-1	0	1	0	0	0	2
at Virginia Tech	1	0-0	0-0	0-0	0-0-0	1	0	0	0	0	0
Syracuse	10	3-4	0-0	4-5	1-1-2	1	0	0	1	0	10
at North Carolina	10	2-2	0-0	0-0	2-1-3	2	0	0	0	1	4
at Miami	5	2-2	0-0	0-0	3-0-3	2	0	1	2	0	4
Virginia	2	1-1	0-0	0-0	0-0-0	0	0	0	0	0	2
at Notre Dame	12	2-5	0-0	0-0	0-2-2	1	0	1	2	0	4
Clemson	5	2-2	0-0	0-1	1-1-2	1	0	1	1	1	4
Florida State	5	1-1	0-0	0-0	1-0-1	0	0	0	0	0	2
at Georgia Tech	2	0-0	0-0	0-0	1-1-2	2	0	1	0	0	0
at NC State	9	3-5	0-0	2-4	4-3-7	2	0	0	2	0	8
at Pitt	13	3-4	0-0	0-3	0-5-5	3	0	0	2	0	6
Boston College*	20	7-8	0-0	5-8	4-3-7	2	0	1	3	2	19
Notre Dame	20	6-10	0-0	1-2	4-4-8	3	0	2	3	0	13
Virginia Tech	8	0-1	0-0	2-3	1-4-5	3	0	4	1	0	2
at Duke	2	0-0	0-0	0-0	0-0-0	0	0	2	0	0	0

* denotes starter

CAREER/SEASON HIGHS

POINTS

CAREER	19, vs. Boston College (2/21/16)
SEASON	19, vs. Boston College (2/21/16)
ACC CAREER	19, vs. Boston College (2/21/16)

REBOUNDS

CAREER	8, vs. Notre Dame (2/24/16)
SEASON	8, vs. Notre Dame (2/24/16)
ACC CAREER	8, vs. Notre Dame (2/24/16)

ASSISTS

CAREER	1, vs. NC State (1/10/16)
SEASON	1, vs. NC State (1/10/16)
ACC CAREER	1, vs. NC State (1/10/16)

FIELD GOALS

CAREER	7, vs. Boston College (2/21/16)
SEASON	7, vs. Boston College (2/21/16)
ACC CAREER	7, vs. Boston College (2/21/16)

FIELD GOAL ATTEMPTS

CAREER	10, vs. Notre Dame (2/24/16)
SEASON	10, vs. Notre Dame (2/24/16)
ACC CAREER	10, vs. Notre Dame (2/24/16)

THREE-POINTERS

CAREER	--
SEASON	--
ACC CAREER	--

THREE-POINT ATTEMPTS

CAREER	--
SEASON	--
ACC CAREER	--

FREE THROWS

CAREER	5, vs. Boston College (2/21/16)
SEASON	5, vs. Boston College (2/21/16)
ACC CAREER	5, vs. Boston College (2/21/16)

FREE THROW ATTEMPTS

CAREER	8, vs. Boston College (2/21/16)
SEASON	8, vs. Boston College (2/21/16)
ACC CAREER	8, vs. Boston College (2/21/16)

BLOCKS

CAREER	3, 2x - last vs. Notre Dame (2/24/16)
SEASON	3, 2x - last vs. Notre Dame (2/24/16)
ACC CAREER	3, 2x - last vs. Notre Dame (2/24/16)

STEALS


CAREER	2, vs. Boston College (2/21/16)
SEASON	2, vs. Boston College (2/21/16)
ACC CAREER	2, vs. Boston College (2/21/16)

MINUTES

CAREER	20, 2x - last vs. Notre Dame (2/24/16)
SEASON	20, 2x - last vs. Notre Dame (2/24/16)
ACC CAREER	20, 2x - last vs. Notre Dame (2/24/16)

CAREER STATISTICS

Year	G-GS	Min-Avg.	FG-FGA	Pct.	3FG-3FGA	Pct.	FT-FTA	Pct.	Off-Def.	Reb-Avg.	PF-DQ	Ast	TO	Blk	Stl	Pts-Avg
2015-16	29-1	208-7.2	47-72	.653	0-0	.000	18-31	.581	34-41	75-2.6	43-1	1	25	24	6	112-3.9
ACC	17-1	132-7.8	34-47	.723	0-0	.000	14-26	.538	23-26	49-2.9	24-0	1	13	17	4	82-4.8
CAREER	29-1	208-7.2	47-72	.653	0-0	.000	18-31	.581	34-41	75-2.6	43-1	1	25	24	6	112-3.9
ACC	17-1	132-7.8	34-47	.723	0-0	.000	14-26	.538	23-26	49-2.9	24-0	1	13	17	4	82-4.8



10 Mitchell WILBEKIN

Sophomore • Guard • 6-2 • 175
Gainesville, Fla. • The Rock School

2015-16 HIGHLIGHTS

- Scored 11 points vs. Virginia Tech (Feb. 28)
- Scored 11 points vs. Boston College (Feb. 21)
- Scored 10 points at No. 15 Miami (Jan. 23)
- Had 13 points and four assists at Virginia Tech (Jan. 13)
- Had 13 points and three assists vs. Arkansas (Dec. 4)
- Scored 12 points (4-7 3FG) at Rutgers (Nov. 30)
- Had 15 points and four assists vs. UCLA (Nov. 25)
- Scored 13 points vs. No. 13 Indiana (Nov. 23)
- Had eight points and three assists vs. Richmond (Nov. 18)
- Scored a career-high 17 points at Bucknell (Nov. 15)
- Scored eight points in season opener vs. UMBC (Nov. 13)
- Had nine points and seven assists in exhibition vs. UNC Pembroke (Nov. 6)

2015-16 GAME-BY-GAME

Opponent	MP	FG-A	3G-A	FT-A	O-D-T	PF	A	TO	BS	ST	TP
UMBC*	35	2-9	2-6	2-2	0-1-1	2	1	0	0	0	8
at Bucknell*	37	5-11	2-5	5-7	1-3-4	3	2	0	0	1	17
Richmond*	27	2-5	0-2	4-4	1-0-1	3	3	1	0	0	8
vs. Indiana*	38	5-10	3-5	0-2	0-3-3	3	0	2	0	0	13
vs. Vanderbilt*	34	0-8	0-6	0-0	1-2-3	0	1	1	0	1	0
vs. UCLA*	31	5-10	4-7	1-2	0-2-2	2	4	1	0	0	15
at Rutgers*	37	4-8	4-7	0-0	1-3-4	3	1	0	1	0	12
Arkansas*	33	3-6	3-6	4-4	0-0-0	2	3	2	0	0	13
UNCG*	35	2-8	2-6	2-2	0-2-2	1	2	1	0	0	8
Coastal Carolina*	21	1-5	0-3	0-0	0-3-3	3	1	0	0	1	2
Xavier*	37	3-9	2-7	0-0	0-1-1	3	1	1	0	1	8
at LSU*	28	1-9	1-6	1-2	1-2-3	2	2	0	0	1	4
at Louisville*	19	1-2	1-2	0-0	0-1-1	1	0	0	0	0	3
Duke*	24	0-5	0-5	0-0	0-0-0	2	1	0	0	2	0
NC State*	21	2-4	2-3	0-0	0-2-2	2	0	1	0	0	6
at Virginia Tech*	36	5-10	3-5	0-0	0-1-1	3	4	1	0	0	13
Syracuse*	25	2-6	1-5	2-2	1-3-4	1	1	0	0	1	7
at North Carolina*	8	0-3	0-2	0-0	1-0-1	0	0	1	0	0	0
at Miami*	25	3-9	2-6	2-2	0-2-2	3	1	0	0	1	10
Virginia*	25	2-4	1-3	2-2	0-0-0	3	1	0	0	1	7
at Notre Dame*	18	0-2	0-2	0-0	1-1-2	3	1	1	0	0	0
Clemson*	29	3-10	1-4	0-0	0-2-2	1	0	0	0	2	7
Florida State*	22	0-3	0-3	0-0	0-2-2	1	2	0	0	0	0
at Georgia Tech*	21	3-5	1-3	0-0	0-0-0	3	2	1	0	1	7
at NC State*	25	3-8	2-7	0-0	0-0-0	3	0	0	0	0	8
at Pitt*	21	1-3	1-3	0-0	0-3-3	3	1	1	0	0	3
Boston College*	29	4-8	3-5	0-0	0-4-4	1	1	1	0	2	11
Notre Dame*	39	2-11	2-9	0-0	0-5-5	0	2	0	0	2	6
Virginia Tech	31	3-6	3-6	2-2	0-2-2	2	0	2	0	1	11
at Duke*	34	2-2	2-2	2-2	0-1-1	5	2	0	0	0	8

* denotes starter

CAREER STATISTICS

Year	G-GS	Min-Avg.	FG-FGA	Pct.	3FG-3FGA	Pct.	FT-FTA	Pct.	Off-Def.	Reb-Avg.	PF-DQ	Ast	TO	Blk	Stl	Pts-Avg
2014-15	29-26	815-28.1	65-179	.363	49-127	.386	30-41	.732	10-57	67-2.3	51-0	47	26	2	31	209-7.2
ACC	18-18	541-30.1	41-117	.350	29-82	.354	20-26	.769	5-40	45-2.5	30-0	30	16	2	14	131-7.3
2015-16	30-29	845-28.2	69-199	.347	48-141	.340	29-35	.829	8-51	59-2.0	64-1	40	18	1	18	215-7.2
ACC	18-17	452-25.1	36-101	.356	25-75	.333	10-10	1.000	3-29	32-1.8	37-1	19	9	0	13	107-5.9
CAREER	59-55	1660-28.1	134-378	.354	97-268	.362	59-76	.776	18-108	126-2.1	115-1	87	44	3	49	424-7.2
ACC	36-35	993-27.6	77-218	.353	54-157	.344	30-36	.833	8-69	77-2.1	67-1	49	25	2	27	238-6.6

CAREER/SEASON HIGHS

POINTS

CAREER	17, at Bucknell (11/15/15)
SEASON	17, at Bucknell (11/15/15)
ACC CAREER	15, vs. Virginia Tech (1/31/15)

REBOUNDS

CAREER	6, at Notre Dame (2/17/15)
SEASON	5, vs. Notre Dame (2/24/16)
ACC CAREER	6, at Notre Dame (2/17/15)

ASSISTS

CAREER	5, at Syracuse (1/13/15)
SEASON	4, 2x - last at Virginia Tech (1/13/16)
ACC CAREER	5, at Syracuse (1/13/15)

FIELD GOALS

CAREER	5, 6x - last at Virginia Tech (1/13/16)
SEASON	5, 4x - last at Virginia Tech (1/13/16)
ACC CAREER	5, 3x - last at Virginia Tech (1/13/16)

FIELD GOAL ATTEMPTS

CAREER	11, 3x - last vs. Notre Dame (2/24/16)
SEASON	11, 2x - last vs. Notre Dame (2/24/16)
ACC CAREER	11, 2x - last vs. Notre Dame (2/24/16)

THREE-POINTERS

CAREER	4, 4x - last vs. UCLA (11/25/15)
SEASON	4, 2x - last at Rutgers (11/30/15)
ACC CAREER	4, vs. Pitt (3/1/15)

THREE-POINT ATTEMPTS

CAREER	9, 2x - last vs. Notre Dame (2/24/16)
SEASON	9, vs. Notre Dame (2/24/16)
ACC CAREER	9, 2x - last vs. Notre Dame (2/24/16)

FREE THROWS

CAREER	6, at NC State (12/6/14)
SEASON	5, at Bucknell (11/15/15)
ACC CAREER	6, at NC State (12/6/14)

FREE THROW ATTEMPTS

CAREER	7, at Bucknell (11/15/15)
SEASON	7, at Bucknell (11/15/15)
ACC CAREER	6, 2x - last vs. VT (1/31/15)

BLOCKS


CAREER	1, 3x - last at Rutgers (11/30/15)
SEASON	1, at Rutgers (11/30/15)
ACC CAREER	1, 2x - last vs. NC State (2/3/15)

STEALS

CAREER	4, at Tulane (11/17/14)
SEASON	2, 4x - last vs. Notre Dame (2/24/16)
ACC CAREER	3, at NC State (12/6/14)

MINUTES

CAREER	39, vs. Notre Dame (2/24/16)
SEASON	39, vs. Notre Dame (2/24/16)
ACC CAREER	39, vs. Notre Dame (2/24/16)



11 Greg McClinton

R-Sophomore • Forward • 6-7 • 200
Winston-Salem, N.C. • Hargrave Military Academy

2015-16 HIGHLIGHTS

- Had six points, four rebounds and two steals at Georgia Tech (Feb. 10)
- Had six points vs. Syracuse (Jan. 16)
- Scored a career-high 13 points vs. Coastal Carolina (Dec. 18)
- Had 11 points (4-4 FG, 3-3 FT) and two rebounds vs. UNCG (Dec. 15)
- Scored six points vs. Arkansas (Dec. 4)
- Had seven points and seven rebounds vs. No. 13 Indiana (Nov. 23)
- Scored 12 points (6-8 FG) vs. Richmond (Nov. 18)
- Had five points and seven rebounds in a career-high 25 minutes at Bucknell (Nov. 15)
- Had six points and five rebounds in season opener vs. UMBC (Nov. 13)
- Had eight points and eight rebounds in exhibition vs. UNC Pembroke (Nov. 6)

2015-16 GAME-BY-GAME

Opponent	MP	FG-A	3G-A	FT-A	O-D-T	PF	A	TO	BS	ST	TP
UMBC*	20	3-6	0-0	0-1	4-1-5	5	1	0	1	1	6
at Bucknell*	25	2-5	0-0	1-2	2-5-7	3	0	2	0	0	5
Richmond*	22	6-8	0-0	0-3	3-0-3	1	1	0	0	0	12
vs. Indiana*	22	3-4	0-0	1-2	3-4-7	3	1	2	0	0	7
vs. Vanderbilt*	17	0-2	0-0	1-3	3-2-5	3	0	2	1	0	1
vs. UCLA*	10	0-0	0-0	1-2	1-1-2	2	1	0	0	0	1
at Rutgers*	11	0-0	0-0	0-0	0-1-1	1	0	2	0	1	0
Arkansas*	9	3-4	0-0	0-0	1-1-2	2	0	0	0	0	6
UNCG*	15	4-4	0-0	3-3	1-1-2	1	0	1	0	1	11
Coastal Carolina*	21	6-11	0-1	1-2	3-0-3	0	0	0	0	0	13
Xavier*	20	2-6	0-0	2-2	1-3-4	3	1	3	0	0	6
at LSU	4	0-1	0-0	0-0	0-0-0	0	1	0	0	0	0
at Louisville	0+	0-0	0-0	0-0	0-1-1	1	0	0	0	0	0
Duke	5	0-0	0-0	0-0	0-0-0	0	0	0	0	0	0
NC State	3	0-1	0-0	0-0	0-2-2	0	0	0	0	0	0
at Virginia Tech	5	0-0	0-0	0-0	0-1-1	0	0	0	0	0	0
Syracuse	13	2-3	0-0	2-3	0-1-1	2	0	1	0	0	6
at North Carolina	2	0-0	0-0	0-0	0-1-1	0	0	0	0	0	0
at Miami				-DNP-							
Virginia	6	0-0	0-0	0-0	1-0-1	0	0	0	0	0	0
at Notre Dame	2	0-0	0-0	2-2	0-1-1	0	0	0	0	0	2
Clemson	6	1-1	0-0	0-0	0-2-2	3	0	1	0	0	2
Florida State	6	0-0	0-0	0-0	0-1-1	0	0	1	0	0	0
at Georgia Tech	22	3-3	0-0	0-0	0-4-4	2	0	0	1	2	6
at NC State	9	0-2	0-0	2-2	1-0-1	2	0	0	0	1	2
at Pitt				-DNP-							
Boston College	21	0-3	0-0	0-0	0-5-5	1	1	1	0	0	0
Notre Dame	6	1-3	0-0	0-0	1-1-2	1	0	0	0	0	2
Virginia Tech	5	0-0	0-0	0-0	0-1-1	0	0	0	0	0	0
at Duke	3	1-1	0-0	0-1	0-1-1	1	0	1	1	0	2

* denotes starter

CAREER/SEASON HIGHS

POINTS

CAREER	13, vs. Coastal Carolina (12/18/15)
SEASON	13, vs. Coastal Carolina (12/18/15)
ACC CAREER	7, at Syracuse (1/13/15)

REBOUNDS

CAREER	8, vs. Virginia Tech (1/31/15)
SEASON	7, 2x - last vs. Indiana (11/23/15)
ACC CAREER	8, vs. Virginia Tech (1/31/15)

ASSISTS

CAREER	4, vs. Louisville (1/4/15)
SEASON	1, 7x - last vs. BC (2/21/16)
ACC CAREER	4, vs. Louisville (1/4/15)

FIELD GOALS

CAREER	6, 2x - last vs. Coastal (12/18/15)
SEASON	6, 2x - last vs. Coastal (12/18/15)
ACC CAREER	3, 4x - last at Georgia Tech (2/10/16)

FIELD GOAL ATTEMPTS

CAREER	11, vs. Coastal Carolina (12/18/15)
SEASON	11, vs. Coastal Carolina (12/18/15)
ACC CAREER	5, 3x - last vs. UNC (1/21/15)

THREE-POINTERS

CAREER	--
SEASON	--
ACC CAREER	--

THREE-POINT ATTEMPTS

CAREER	1, 5x - last vs. Coastal (12/18/15)
SEASON	1, vs. Coastal Carolina (12/18/15)
ACC CAREER	1, 3x - last at Notre Dame (2/17/15)

FREE THROWS

CAREER	5, vs. Samford (12/14/14)
SEASON	3, vs. UNCG (12/15/15)
ACC CAREER	3, at Syracuse (1/13/15)

FREE THROW ATTEMPTS

CAREER	7, vs. Samford (12/14/14)
SEASON	3, 3x - last vs. UNCG (12/15/15)
ACC CAREER	3, 2x - last vs. Syracuse (1/16/16)

BLOCKS

CAREER	2, vs. Virginia Tech (1/31/15)
SEASON	1, 4x - last at Duke (3/1/16)
ACC CAREER	2, vs. Virginia Tech (1/31/15)

STEALS

CAREER	2, 3x - last at Georgia Tech (2/10/16)
SEASON	2, at Georgia Tech (2/10/16)
ACC CAREER	2, 3x - last at Georgia Tech (2/10/16)


MINUTES

CAREER	25, at Bucknell (11/15/15)
SEASON	25, at Bucknell (11/15/15)
ACC CAREER	22, 2x - last at Georgia Tech (2/10/16)

CAREER STATISTICS

Year	G-GS	Min-Avg.	FG-FGA	Pct.	3FG-3FGA	Pct.	FT-FTA	Pct.	Off-Def.	Reb-Avg.	PF-DQ	Ast	TO	Blk	Stl	Pts-Avg
2013-14																
ACC																
2014-15	31-15	454-14.6	39-91	.429	0-4	.000	27-43	.628	41-48	89-2.9	48-0	26	30	9	13	105-3.4
ACC	17-10	244-14.4	20-44	.455	0-3	.000	6-13	.462	14-30	44-2.6	27-0	16	17	7	9	46-2.7
2015-16	28-11	310-11.1	37-68	.544	0-1	.000	16-28	.571	25-41	66-2.4	37-1	7	17	4	6	90-3.2
ACC	16-0	114-7.1	8-17	.471	0-0	.000	6-8	.750	3-22	25-1.6	13-0	1	5	2	3	22-1.4
CAREER	59-26	764-12.9	76-159	.478	0-5	.000	43-71	.606	66-89	155-2.6	85-1	33	47	13	19	195-3.3
ACC	33-10	358-10.8	28-61	.459	0-3	.000	12-21	.571	17-52	69-2.1	40-0	17	22	9	12	68-2.1

MEDICAL REDSHIRT



13 Bryant CRAWFORD

Freshman • Guard • 6-3 • 200

Silver Spring, Md. • Gonzaga College H.S.

2015-16 HIGHLIGHTS

- Leads ACC freshmen in assists (127) and steals (46)
- Had 16 points and seven assists vs. Virginia Tech (Feb. 28)
- ACC Rookie of the Week (Feb. 22) after having 20 points, six rebounds, six assists and five steals at Pitt (Feb. 16), the first 20-5-5-5 game by a Deacon since Chris Paul in 2005
- Scored 20 points at No. 25 Notre Dame (Jan. 31) and a career-high 22 points (8-10 FG, 3-5 3FG) vs. No. 11 Virginia (Jan. 26), becoming the first Deacon freshman with back-to-back 20-point games in ACC play since Travis McKie (2010-11) and against ranked foes since James Johnson (2007-08)
- Had 18 points and five assists at No. 2 North Carolina (Jan. 20)
- Had 17 points and six assists vs. NC State (Jan. 10)
- Had 14 points and seven assists in ACC debut at No. 18 Louisville (Jan. 3)
- Had 19 points at LSU (Dec. 29)
- Twice has had nine assists in a game (Arkansas, Coastal Carolina), the most by a Wake freshman since Ish Smith in 2006-07
- Scored 13 points, including the game-winning layup with three seconds left, and had four steals vs. No. 13 Indiana (Nov. 23)
- First Demon Deacon freshman to score at least 20 points in two of his first three collegiate games since Rodney Rogers in 1990-91

2015-16 GAME-BY-GAME

Opponent	MP	FG-A	3G-A	FT-A	O-D-T	PF	A	TO	BS	ST	TP
UMBC*	32	2-9	0-4	5-5	0-5-5	4	2	3	0	0	9
at Bucknell*	28	6-11	2-3	7-10	1-3-4	4	7	2	0	0	21
Richmond*	38	7-13	4-5	3-5	2-3-5	3	6	7	0	0	21
vs. Indiana*	36	5-16	1-4	2-2	0-1-1	3	1	8	1	4	13
vs. Vanderbilt*	35	6-16	1-5	2-3	0-1-1	4	5	3	0	3	15
vs. UCLA	DNP - Illness										
at Rutgers*	26	1-8	1-2	4-4	0-4-4	1	4	1	0	1	7
Arkansas*	32	0-8	0-4	4-5	1-3-4	3	9	7	0	1	4
UNCG*	26	2-7	1-2	4-5	0-3-3	4	3	2	2	1	9
Coastal Carolina*	31	6-10	5-9	2-4	0-2-2	3	9	4	0	3	19
Xavier*	24	5-10	4-9	2-2	0-1-1	5	4	5	0	2	16
at LSU*	25	6-10	3-5	4-5	0-1-1	2	3	3	0	0	19
at Louisville*	33	6-17	2-5	0-5	2-2-4	4	7	1	0	2	14
Duke*	25	0-6	0-1	1-2	1-1-2	0	2	3	0	1	1
NC State*	26	5-14	3-7	4-4	2-0-2	4	6	0	0	1	17
at Virginia Tech*	30	4-7	1-3	4-5	0-4-3	3	3	5	0	1	13
Syracuse*	17	0-2	0-1	1-2	0-1-1	3	1	4	0	0	1
at North Carolina*	32	5-16	2-6	6-7	1-3-4	4	5	3	0	1	18
at Miami*	38	4-15	3-6	1-4	1-4-5	2	6	6	0	2	12
Virginia*	36	8-10	3-5	3-6	0-1-1	2	1	2	0	3	22
at Notre Dame*	33	7-15	4-9	2-2	0-1-1	1	3	1	0	0	20
Clemson*	36	4-8	2-5	3-5	1-2-3	3	2	4	0	1	13
Florida State*	30	5-12	2-5	1-2	0-1-1	3	3	5	1	1	13
at Georgia Tech*	34	4-10	1-5	1-2	0-3-3	4	6	5	0	3	10
at NC State*	31	6-15	1-7	3-4	0-1-1	4	2	1	1	2	16
at Pitt*	44	7-14	2-8	4-7	1-5-6	5	6	4	0	5	20
Boston College*	33	5-13	2-5	0-0	0-6-6	1	6	2	0	3	12
Notre Dame*	33	3-11	0-6	2-2	1-3-4	2	5	0	0	2	8
Virginia Tech*	36	6-17	1-8	3-4	1-5-6	2	7	3	1	2	16
at Duke*	34	6-15	2-7	1-2	0-3-3	4	3	6	0	1	15

* denotes starter

CAREER/SEASON HIGHS

POINTS

CAREER	22, vs. Virginia (1/26/16)
SEASON	22, vs. Virginia (1/26/16)
ACC CAREER	22, vs. Virginia (1/26/16)

REBOUNDS

CAREER	6, 3x - last vs. Virginia Tech (2/28/16)
SEASON	6, 3x - last vs. Virginia Tech (2/28/16)
ACC CAREER	6, 3x - last vs. Virginia Tech (2/28/16)

ASSISTS

CAREER	9, 2x - last vs. Coastal (12/18/15)
SEASON	9, 2x - last vs. Coastal (12/18/15)
ACC CAREER	7, 2x - last vs. Virginia Tech (2/28/16)

FIELD GOALS

CAREER	8, vs. Virginia (1/26/16)
SEASON	8, vs. Virginia (1/26/16)
ACC CAREER	8, vs. Virginia (1/26/16)

FIELD GOAL ATTEMPTS

CAREER	17, 2x - last vs. Virginia Tech (2/28/16)
SEASON	17, 2x - last vs. Virginia Tech (2/28/16)
ACC CAREER	17, 2x - last vs. Virginia Tech (2/28/16)

THREE-POINTERS

CAREER	5, vs. Coastal Carolina (12/18/15)
SEASON	5, vs. Coastal Carolina (12/18/15)
ACC CAREER	4, at Notre Dame (1/31/16)

THREE-POINT ATTEMPTS

CAREER	9, 3x - last at Notre Dame (1/31/16)
SEASON	9, 3x - last at Notre Dame (1/31/16)
ACC CAREER	9, at Notre Dame (1/31/16)

FREE THROWS

CAREER	7, at Bucknell (11/15/15)
SEASON	7, at Bucknell (11/15/15)
ACC CAREER	6, at North Carolina (1/20/16)

FREE THROW ATTEMPTS

CAREER	10, at Bucknell (11/15/15)
SEASON	10, at Bucknell (11/15/15)
ACC CAREER	7, 2x - last at Pitt (2/16/16)

BLOCKS

CAREER	2, vs. UNCG (12/15/15)
SEASON	2, vs. UNCG (12/15/15)
ACC CAREER	1, 3x - last vs. Virginia Tech (2/28/16)

STEALS


CAREER	5, at Pitt (2/16/16)
SEASON	5, at Pitt (2/16/16)
ACC CAREER	5, at Pitt (2/16/16)

MINUTES

CAREER	44, at Pitt (2/16/16)
SEASON	44, at Pitt (2/16/16)
ACC CAREER	44, at Pitt (2/16/16)

CAREER STATISTICS

Year	G-GS	Min-Avg.	FG-FGA	Pct.	3FG-3FGA	Pct.	FT-FTA	Pct.	Off-Def.	Reb-Avg.	PF-DQ	Ast	TO	Blk	Stl	Pts-Avg
2015-16	29-29	914-31.5	131-333	.393	53-151	.351	79-115	.687	15-73	88-3.0	87-2	127	100	6	46	394-13.6
ACC	18-18	581-32.3	85-215	.395	31-99	.313	40-65	.615	11-46	57-3.2	51-1	74	55	3	31	241-13.4
CAREER	29-29	914-31.5	131-333	.393	53-151	.351	79-115	.687	15-73	88-3.0	87-2	127	100	6	46	394-13.6
ACC	18-18	581-32.3	85-215	.395	31-99	.313	40-65	.615	11-46	57-3.2	51-1	74	55	3	31	241-13.4



20 John COLLINS

Freshman • Forward • 6-10 • 225
West Palm Beach, Fla. • Cardinal Newman

2015-16 HIGHLIGHTS

- Had 10 points at No. 17 Duke (Mar. 1)
- Had 16 points and six rebounds in first career start vs. No. 23 Notre Dame (Feb. 24)
- Had 11 points and five rebounds vs. Boston College (Feb. 21)
- Scored 10 points at No. 15 Miami (Jan. 23)
- Had nine points and seven rebounds at No. 2 North Carolina (Jan. 20)
- Had 11 points and seven rebounds vs. No. 14 Duke (Jan. 6)
- Scored 11 points vs. No. 6 Xavier (Dec. 22)
- Had 12 points (4-4 FG, 4-4 FT) and five rebounds vs. Coastal Carolina (Dec. 18)
- Had 10 points and six rebounds vs. Arkansas (Dec. 4)
- Scored 11 points (5-7 FG) at Rutgers (Nov. 30)
- Had 14 points and eight rebounds vs. No. 19 Vanderbilt (Nov. 24)
- Had 10 points and nine rebounds vs. No. 13 Indiana (Nov. 23)
- Had 13 points (4-6 FG) and four rebounds in 12 minutes vs. Richmond (Nov. 18)
- Had eight points and four rebounds at Bucknell (Nov. 15)
- Had 10 points (5-7 FG), seven rebounds and three blocks in 11 minutes in collegiate debut vs. UMBC (Nov. 13)
- Had 12 points, five rebounds and four blocks in exhibition vs. UNC Pembroke (Nov. 6)

2015-16 GAME-BY-GAME

Opponent	MP	FG-A	3G-A	FT-A	O-D-T	PF	A	TO	BS	ST	TP
UMBC	11	5-7	0-0	0-0	4-3-7	0	1	2	3	0	10
at Bucknell	12	2-5	0-0	4-6	2-2-4	2	0	2	2	0	8
Richmond	12	4-6	0-0	5-8	1-3-4	3	0	1	1	0	12
vs. Indiana	13	4-7	0-0	2-3	4-5-9	4	0	0	0	1	13
vs. Vanderbilt	22	3-8	0-0	8-9	3-5-8	3	0	1	1	0	14
vs. UCLA	15	0-1	0-0	2-2	1-5-6	4	0	1	1	0	2
at Rutgers	16	5-7	0-0	1-2	0-3-3	4	0	2	2	0	11
Arkansas	17	4-5	0-0	2-3	3-3-6	3	0	0	1	0	10
UNCG	15	2-4	0-0	0-0	2-1-3	3	0	0	0	0	4
Coastal Carolina	14	4-4	0-0	4-4	1-4-5	1	0	0	0	1	12
Xavier	19	5-6	0-0	1-2	3-1-4	3	0	0	0	0	11
at LSU	14	2-4	0-0	0-0	3-0-3	3	0	4	1	0	4
at Louisville	9	2-4	0-0	1-2	0-1-1	2	0	0	0	0	5
Duke	20	4-9	0-0	3-6	3-4-7	3	0	0	2	0	11
NC State	10	1-2	0-0	2-2	0-0-0	2	1	1	1	1	4
at Virginia Tech	5	1-1	0-0	0-0	0-0-0	0	0	0	0	0	2
Syracuse	7	0-0	0-0	0-0	0-0-0	0	0	0	0	0	0
at North Carolina	18	3-7	0-0	3-4	2-5-7	4	0	1	2	1	9
at Miami	15	3-5	0-0	4-4	3-1-4	3	0	1	0	0	10
Virginia	16	0-0	0-0	2-2	1-1-2	2	0	2	1	0	2
at Notre Dame	17	2-4	0-0	0-1	1-1-2	1	0	1	0	1	4
Clemson	10	0-1	0-0	2-2	1-3-4	4	1	1	0	0	2
Florida State	13	1-2	0-0	2-2	0-1-1	1	0	0	0	0	4
at Georgia Tech	11	4-7	0-0	0-1	3-4-7	0	0	2	0	0	8
at NC State	11	1-1	0-0	3-4	0-0-0	5	1	2	0	1	5
at Pitt	23	3-9	0-0	1-4	2-0-2	4	1	0	1	1	7
Boston College	17	4-8	0-0	3-5	1-4-5	5	1	2	1	1	11
Notre Dame*	20	6-12	0-0	4-7	4-2-6	3	1	0	0	1	16
Virginia Tech	15	1-3	0-0	3-5	2-4-6	4	0	2	0	0	5
at Duke	13	4-6	0-0	2-2	2-2-4	3	0	1	1	0	10

* denotes starter

CAREER/SEASON HIGHS

POINTS

CAREER	16, vs. Notre Dame (2/24/16)
SEASON	16, vs. Notre Dame (2/24/16)
ACC CAREER	16, vs. Notre Dame (2/24/16)

REBOUNDS

CAREER	9, vs. Indiana (11/23/15)
SEASON	9, vs. Indiana (11/23/15)
ACC CAREER	7, 3x - last at Georgia Tech (2/10/16)

ASSISTS

CAREER	1, 7x - last vs. Notre Dame (2/24/16)
SEASON	1, 7x - last vs. Notre Dame (2/24/16)
ACC CAREER	1, 6x - last vs. Notre Dame (2/24/16)

FIELD GOALS

CAREER	6, vs. Notre Dame (2/24/16)
SEASON	6, vs. Notre Dame (2/24/16)
ACC CAREER	6, vs. Notre Dame (2/24/16)

FIELD GOAL ATTEMPTS

CAREER	12, vs. Notre Dame (2/24/16)
SEASON	12, vs. Notre Dame (2/24/16)
ACC CAREER	12, vs. Notre Dame (2/24/16)

THREE-POINTERS

CAREER	--
SEASON	--
ACC CAREER	--

THREE-POINT ATTEMPTS

CAREER	--
SEASON	--
ACC CAREER	--

FREE THROWS

CAREER	8, vs. Vanderbilt (11/24/15)
SEASON	8, vs. Vanderbilt (11/24/15)
ACC CAREER	4, 2x - last vs. Notre Dame (2/24/16)

FREE THROW ATTEMPTS

CAREER	9, vs. Vanderbilt (11/24/15)
SEASON	9, vs. Vanderbilt (11/24/15)
ACC CAREER	7, vs. Notre Dame (2/24/16)

BLOCKS

CAREER	3, vs. UMBC (11/13/15)
SEASON	3, vs. UMBC (11/13/15)
ACC CAREER	2, 2x - last at UNC (1/20/16)

STEALS


CAREER	1, 9x - last vs. Notre Dame (2/24/16)
SEASON	1, 9x - last vs. Notre Dame (2/24/16)
ACC CAREER	1, 7x - last vs. Notre Dame (2/24/16)

MINUTES

CAREER	23, at Pitt (2/16/16)
SEASON	23, at Pitt (2/16/16)
ACC CAREER	23, at Pitt (2/16/16)

CAREER STATISTICS

Year	G-GS	Min-Avg.	FG-FGA	Pct.	3FG-3FGA	Pct.	FT-FTA	Pct.	Off-Def.	Reb-Avg.	PF-DQ	Ast	TO	Blk	Stl	Pts-Avg
2015-16	30-1	430-14.3	80-145	.552	0-0	.000	64-92	.696	52-68	120-4.0	79-2	7	29	21	9	224-7.5
ACC	18-1	250-13.9	40-81	.494	0-0	.000	35-53	.660	25-33	58-3.2	46-2	6	16	9	7	115-6.4
CAREER	30-1	430-14.3	80-145	.552	0-0	.000	64-92	.696	52-68	120-4.0	79-2	7	29	21	9	224-7.5
ACC	18-1	250-13.9	40-81	.494	0-0	.000	35-53	.660	25-33	58-3.2	46-2	6	16	9	7	115-6.4



23 Rondale WATSON

Sophomore • Guard • 6-3 • 195
Lewisburg, W.Va. • Greenbrier East

2015-16 HIGHLIGHTS

- Scored six points (2-2 3FG) at NC State (Feb. 13)
- Had six points at No. 15 Miami (Jan. 23)
- Scored a career-high 11 points (4-4 FG, 3-3 3FG) at Virginia Tech (Jan. 13)
- Had three points, three rebounds and three assists vs. Duke (Jan. 6)
- Had three points and a career-high five assists at No. 18 Louisville (Jan. 3)
- Had five points and two rebounds at LSU (Dec. 29)
- Had four points and a career-high five rebounds at Rutgers (Nov. 30)
- Had four points and a career-high three steals in a career-high 26 minutes in season debut vs. UCLA (Nov. 25)
- Suspended for the first five games of the season for a violation of departmental rules

2015-16 GAME-BY-GAME

Opponent	MP	FG-A	3G-A	FT-A	O-D-T	PF	A	TO	BS	ST	TP
UMBC				DNP - Suspension							
at Bucknell				DNP - Suspension							
Richmond				DNP - Suspension							
vs. Indiana				DNP - Suspension							
vs. Vanderbilt				DNP - Suspension							
vs. UCLA	26	2-5	0-1	0-1	0-2-2	1	1	0	0	3	4
at Rutgers	14	0-3	0-1	4-4	0-5-5	1	1	0	0	0	4
Arkansas	15	1-4	0-2	0-0	1-0-1	0	1	0	1	0	2
UNCG				-DNP-							
Coastal Carolina	1	0-0	0-0	0-0	0-0-0	0	0	1	0	0	0
Xavier				-DNP-							
at LSU	18	1-3	0-1	3-4	1-1-2	1	0	1	1	1	5
at Louisville	22	1-3	1-2	0-0	0-0-0	1	5	1	0	0	3
Duke	19	1-4	1-3	0-0	0-3-3	2	3	1	0	1	3
NC State	13	0-1	0-1	0-2	0-1-1	0	1	1	0	0	0
at Virginia Tech	16	4-4	3-3	0-0	0-1-1	4	1	1	0	1	11
Syracuse	17	0-3	0-3	3-4	0-2-2	0	1	3	0	2	3
at North Carolina	17	1-3	0-1	0-0	0-1-1	0	1	0	0	1	2
at Miami	16	2-3	0-0	2-4	1-2-3	0	0	0	0	0	6
Virginia	3	0-0	0-0	0-0	0-0-0	1	0	0	0	0	0
at Notre Dame	12	1-1	0-0	0-0	1-2-3	1	1	2	0	1	2
Clemson	10	0-1	0-1	1-2	0-2-2	0	0	0	0	0	1
Florida State	17	1-1	0-0	0-0	0-0-0	1	1	1	0	0	2
at Georgia Tech	4	0-1	0-1	0-0	0-1-1	1	1	0	0	0	0
at NC State	13	2-2	2-2	0-0	0-0-0	2	0	1	0	1	6
at Pitt				-DNP-							
Boston College	18	1-2	0-1	0-0	0-2-2	1	0	2	0	2	2
Notre Dame	19	1-6	1-3	1-4	0-2-2	3	1	0	0	0	4
Virginia Tech	17	2-4	0-0	0-1	0-1-1	4	0	0	0	0	4
at Duke	16	0-5	0-3	0-0	0-2-2	3	2	1	0	0	0

CAREER STATISTICS

Year	G-GS	Min-Avg.	FG-FGA	Pct.	3FG-3FGA	Pct.	FT-FTA	Pct.	Off-Def.	Reb-Avg.	PF-DQ	Ast	TO	Blk	Stl	Pts-Avg
2014-15	12-0	77-6.4	5-20	.250	4-12	.333	4-7	.571	1-8	9-0.8	9-0	4	3	0	3	18-1.5
ACC	4-0	17-4.3	1-6	.167	1-4	.250	0-0	.000	0-2	2-0.5	2-0	0	0	0	1	3-0.8
2015-16	22-0	323-14.7	21-59	.356	8-29	.276	14-26	.538	4-30	34-1.5	27-0	21	16	2	13	64-2.9
ACC	17-0	249-14.6	17-44	.386	8-24	.333	7-17	.412	2-22	24-1.4	24-0	18	14	0	9	49-2.9
CAREER	34-0	400-11.8	26-79	.329	12-41	.293	18-33	.545	5-38	43-1.3	36-0	25	19	2	16	82-2.4
ACC	21-0	266-12.7	18-50	.360	9-28	.321	7-17	.412	2-22	24-1.2	26-0	18	14	0	10	52-2.5

CAREER/SEASON HIGHS

POINTS

CAREER	11, at Virginia Tech (1/13/16)
SEASON	11, at Virginia Tech (1/13/16)
ACC CAREER	11, at Virginia Tech (1/13/16)

REBOUNDS

CAREER	5, at Rutgers (11/30/15)
SEASON	5, at Rutgers (11/30/15)
ACC CAREER	3, 3x - last at Notre Dame (1/31/16)

ASSISTS

CAREER	5, at Louisville (1/3/16)
SEASON	5, at Louisville (1/3/16)
ACC CAREER	5, at Louisville (1/3/16)

FIELD GOALS

CAREER	4, at Virginia Tech (1/13/16)
SEASON	4, at Virginia Tech (1/13/16)
ACC CAREER	4, at Virginia Tech (1/13/16)

FIELD GOAL ATTEMPTS

CAREER	6, vs. Notre Dame (2/24/16)
SEASON	6, vs. Notre Dame (2/24/16)
ACC CAREER	6, vs. Notre Dame (2/24/16)

THREE-POINTERS

CAREER	3, at Virginia Tech (1/13/16)
SEASON	3, at Virginia Tech (1/13/16)
ACC CAREER	3, at Virginia Tech (1/13/16)

THREE-POINT ATTEMPTS

CAREER	3, 5x - last at Duke (3/1/16)
SEASON	3, 4x - last at Duke (3/1/16)
ACC CAREER	3, 4x - last at Duke (3/1/16)

FREE THROWS

CAREER	4, at Rutgers (11/30/15)
SEASON	4, at Rutgers (11/30/15)
ACC CAREER	3, vs. Syracuse (1/16/16)

FREE THROW ATTEMPTS

CAREER	5, at Richmond (12/28/14)
SEASON	4, 4x - last vs. Notre Dame (2/24/16)
ACC CAREER	4, 3x - last vs. Notre Dame (2/24/16)

BLOCKS

CAREER	1, 2x - last at LSU (12/29/15)
SEASON	1, 2x - last at LSU (12/29/15)
ACC CAREER	--

STEALS

CAREER	3, vs. UCLA (11/25/15)
SEASON	3, vs. UCLA (11/25/15)
ACC CAREER	2, vs. Syracuse (1/16/16)

MINUTES

CAREER	26, vs. UCLA (11/25/15)
SEASON	26, vs. UCLA (11/25/15)
ACC CAREER	22, at Louisville (1/3/16)



43 Trent VANHORN

Junior • Guard • 6-3 • 215

Fort Wayne, Ind. • Canterbury School

2015-16 HIGHLIGHTS

- Three times has played more minutes in a game this season than all of 2014-15 combined (26 minutes)
- Had three points vs. UCLA (Nov. 25)
- Scored a career-high 12 points, including his first career 3-pointer, in a career-high 31 minutes vs. No. 19 Vanderbilt (Nov. 24)
- Had career highs of three rebounds and three assists (zero career assists entering the game) vs. Richmond (Nov. 18)
- Scored nine points at Bucknell (Nov. 15)
- Had three points in the season opener vs. UMBC (Nov. 13)
- Had five points and four rebounds in exhibition vs. UNC Pembroke (Nov. 6)

2015-16 GAME-BY-GAME

Opponent	MP	FG-A	3G-A	FT-A	O-D-T	PF	A	TO	BS	ST	TP
UMBC	25	0-1	0-1	3-4	0-1-1	3	0	0	0	1	3
at Bucknell	28	2-6	0-2	5-5	0-2-2	1	0	1	0	1	9
Richmond	28	0-1	0-1	0-0	0-3-3	4	3	2	0	1	0
vs. Indiana	24	0-2	0-1	0-0	1-0-1	2	0	1	0	0	0
vs. Vanderbilt	31	5-9	1-2	1-2	1-1-2	2	1	1	0	2	12
vs. UCLA	21	1-1	0-0	1-2	1-0-1	1	0	0	0	0	3
at Rutgers	8	0-1	0-1	0-0	0-0-0	0	2	1	0	0	0
Arkansas	13	0-0	0-0	0-0	0-1-1	3	1	0	0	0	0
UNCG	8	0-1	0-1	0-0	0-0-0	0	0	2	0	0	0
Coastal Carolina	6	0-2	0-1	0-0	0-0-0	0	0	0	0	1	0
Xavier				-DNP-							
at LSU				-DNP-							
at Louisville				-DNP-							
Duke	1	0-0	0-0	0-0	0-0-0	0	0	0	0	0	0
NC State				-DNP-							
at Virginia Tech				-DNP-							
Syracuse	11	0-1	0-1	0-0	0-1-1	3	1	1	0	0	0
at North Carolina	2	0-1	0-0	0-0	0-0-0	0	0	0	0	0	0
at Miami	1	0-0	0-0	0-0	0-0-0	0	0	0	0	0	0
Virginia				-DNP-							
at Notre Dame	10	0-0	0-0	0-0	0-3-3	0	0	1	0	2	0
Clemson				-DNP-							
Florida State	2	0-0	0-0	1-2	0-0-0	0	0	0	0	0	1
at Georgia Tech				-DNP-							
at NC State				-DNP-							
at Pitt				-DNP-							
Boston College	5	0-0	0-0	2-2	0-1-1	0	0	0	0	0	2
Notre Dame				-DNP-							
Virginia Tech				-DNP-							
at Duke	0+	0-0	0-0	0-0	0-0-0	1	0	0	0	0	0

CAREER STATISTICS

Year	G-GS	Min-Avg.	FG-FGA	Pct.	3FG-3FGA	Pct.	FT-FTA	Pct.	Off-Def.	Reb-Avg.	PF-DQ	Ast	TO	Blk	Stl	Pts-Avg
2013-14	5-0	5-1.0	2-3	.667	0-0	.000	3-4	.750	0-1	1-0.2	0-0	0	0	0	0	7-1.4
ACC	2-0	2-1.0	1-2	.500	0-0	.000	3-4	.750	0-0	0-0.0	0-0	0	0	0	0	5-2.5
2014-15	5-0	26-5.2	1-6	.167	0-2	.000	1-2	.500	0-2	2-0.4	6-0	0	2	0	1	3-0.6
ACC	1-0	4-4.0	0-2	.000	0-0	.000	0-0	.000	0-0	0-0.0	1-0	0	0	0	0	0-0.0
2015-16	18-0	224-12.4	8-26	.308	1-11	.091	13-17	.765	3-13	16-0.9	20-0	8	10	0	8	30-1.7
ACC	8-0	32-4.0	0-2	.000	0-1	.000	3-4	.750	0-5	5-0.6	4-0	1	2	0	2	3-0.4
CAREER	28-0	255-9.1	11-35	.314	1-13	.077	17-23	.739	3-16	19-0.7	26-0	8	12	0	9	40-1.4
ACC	11-0	38-3.5	1-6	.167	0-1	.000	6-8	.750	0-5	5-0.5	5-0	1	2	0	2	8-0.7

CAREER/SEASON HIGHS

POINTS

CAREER	12, vs. Vanderbilt (11/24/15)
SEASON	12, vs. Vanderbilt (11/24/15)
ACC CAREER	3, at NC State (2/11/13)

REBOUNDS

CAREER	3, 2x - last at Notre Dame (1/31/16)
SEASON	3, 2x - last at Notre Dame (1/31/16)
ACC CAREER	3, at Notre Dame (1/31/16)

ASSISTS

CAREER	3, vs. Richmond (11/18/15)
SEASON	3, vs. Richmond (11/18/15)
ACC CAREER	1, vs. Syracuse (1/16/16)

FIELD GOALS

CAREER	5, vs. Vanderbilt (11/24/15)
SEASON	5, vs. Vanderbilt (11/24/15)
ACC CAREER	1, at Miami (3/8/14)

FIELD GOAL ATTEMPTS

CAREER	9, vs. Vanderbilt (11/24/15)
SEASON	9, vs. Vanderbilt (11/24/15)
ACC CAREER	2, vs. Virginia (2/25/15)

THREE-POINTERS

CAREER	1, vs. Vanderbilt (11/24/15)
SEASON	1, vs. Vanderbilt (11/24/15)
ACC CAREER	--

THREE-POINT ATTEMPTS

CAREER	2, 3x - last vs. Vanderbilt (11/24/15)
SEASON	2, 2x - last vs. Vanderbilt (11/24/15)
ACC CAREER	1, vs. Syracuse (1/16/16)

FREE THROWS

CAREER	5, at Bucknell (11/15/15)
SEASON	5, at Bucknell (11/15/15)
ACC CAREER	3, at NC State (2/11/13)

FREE THROW ATTEMPTS

CAREER	5, at Bucknell (11/15/15)
SEASON	5, at Bucknell (11/15/15)
ACC CAREER	4, at NC State (2/11/13)

BLOCKS

CAREER	--
SEASON	--
ACC CAREER	--

STEALS

CAREER	2, 2x - last at Notre Dame (1/31/16)
SEASON	2, 2x - last at Notre Dame (1/31/16)
ACC CAREER	2, at Notre Dame (1/31/16)

MINUTES

CAREER	31, vs. Vanderbilt (11/24/15)
SEASON	31, vs. Vanderbilt (11/24/15)
ACC CAREER	11, vs. Syracuse (1/16/16)



44 Dinos MITOGLOU

Sophomore • Forward • 6-10 • 245

Thessaloniki, Greece • Aristoteleio College of Thessaloniki

2015-16 HIGHLIGHTS

- Had seven points and an ACC career-high 12 rebounds at No. 17 Duke (Mar. 1)
- Had 13 points at Pitt (Feb. 16)
- Scored 14 points at Virginia Tech (Jan. 13)
- Had 15 points and nine rebounds vs. NC State (Jan. 10)
- Had 10 points and 10 rebounds for third double-double of the season (fourth of his career, first in ACC play) at No. 18 Louisville (Jan. 3)
- Scored 13 points (3-5 3FG) at LSU (Dec. 29)
- Had 13 points vs. Coastal Carolina (Dec. 18)
- Scored 22 points (4-6 3FG, 8-8 FT) vs. UNCG (Dec. 15)
- Had 10 points, including the go-ahead 3-pointer in the final minute, vs. Arkansas (Dec. 4)
- Scored 14 points vs. UCLA (Nov. 25)
- Had 18 points (all in the first half) and eight rebounds vs. No. 13 Indiana (Nov. 23)
- Had 14 points and 11 rebounds vs. Richmond (Nov. 18)
- Had 19 points along with career-highs of 16 rebounds, three assists and three blocks in season opener vs. UMBC (Nov. 13)

2015-16 GAME-BY-GAME

Opponent	MP	FG-A	3G-A	FT-A	O-D-T	PF	A	TO	BS	ST	TP
UMBC*	31	6-16	1-7	6-7	6-10-16	3	3	5	3	0	19
at Bucknell*	20	3-6	0-2	0-0	1-6-7	4	1	0	0	0	6
Richmond*	31	3-8	3-7	5-6	3-8-11	2	1	5	1	0	14
vs. Indiana*	30	8-12	2-4	0-0	4-4-8	1	1	1	0	1	18
vs. Vanderbilt*	24	2-5	1-3	4-4	1-1-2	3	0	1	0	0	9
vs. UCLA*	24	4-9	3-7	3-4	2-3-5	3	2	2	1	1	14
at Rutgers*	23	1-7	0-5	2-2	2-3-5	2	0	1	2	0	4
Arkansas*	16	4-6	2-4	0-0	0-0-0	2	0	0	1	0	10
UNCG*	30	5-8	4-6	8-8	1-5-6	1	2	0	1	2	22
Coastal Carolina*	28	3-6	3-6	4-4	2-2-4	1	0	1	2	0	13
Xavier*	23	0-7	0-3	4-5	1-5-6	4	0	0	0	0	4
at LSU*	23	4-8	3-5	2-4	0-2-2	4	1	4	1	2	13
at Louisville*	30	4-10	2-4	0-1	2-8-10	1	1	2	1	1	10
Duke*	15	2-3	1-2	2-2	2-0-2	4	1	2	0	0	7
NC State*	30	5-9	3-7	2-4	3-6-9	3	0	2	1	0	15
at Virginia Tech*	32	5-11	3-9	1-2	1-4-5	4	0	2	0	2	14
Syracuse*	10	2-4	0-2	1-2	1-2-3	4	1	1	0	2	5
at North Carolina*	16	1-4	0-3	2-4	2-4-6	4	1	2	0	0	4
at Miami*	24	3-6	1-4	0-0	2-2-4	5	1	1	0	1	7
Virginia*	24	3-7	1-3	4-6	1-4-5	2	0	2	1	1	11
at Notre Dame*	20	3-5	0-2	0-0	0-2-2	2	0	1	0	0	6
Clemson*	18	2-5	1-4	0-0	1-2-3	4	1	1	1	0	5
Florida State*	22	3-5	2-4	0-0	1-2-3	2	0	0	1	0	8
at Georgia Tech*	30	3-7	1-5	0-0	1-3-4	2	1	0	2	0	7
at NC State*	14	1-2	0-1	2-2	0-2-2	5	0	0	1	0	4
at Pitt*	27	5-8	2-5	1-2	0-0-0	3	0	0	1	0	13
Boston College*	14	1-6	1-3	0-0	2-3-5	3	1	3	0	2	3
Notre Dame*	34	2-10	1-5	2-2	4-3-7	2	1	0	2	0	7
Virginia Tech	25	2-5	0-3	0-0	0-4-4	2	0	3	1	0	4
at Duke*	32	3-10	1-5	0-0	4-8-12	2	2	1	0	0	7

* denotes starter

CAREER/SEASON HIGHS

POINTS

CAREER	26, at Syracuse (1/13/15)
SEASON	22, vs. UNCG (12/15/15)
ACC CAREER	26, at Syracuse (1/13/15)

REBOUNDS

CAREER	16, vs. UMBC (11/13/15)
SEASON	16, vs. UMBC (11/13/15)
ACC CAREER	12, at Duke (3/1/16)

ASSISTS

CAREER	3, vs. UMBC (11/13/15)
SEASON	3, vs. UMBC (11/13/15)
ACC CAREER	2, 2x - last at Duke (3/1/16)

FIELD GOALS

CAREER	10, at Syracuse (1/13/15)
SEASON	8, vs. Indiana (11/23/15)
ACC CAREER	10, at Syracuse (1/13/15)

FIELD GOAL ATTEMPTS

CAREER	16, vs. UMBC (11/13/15))
SEASON	16, vs. UMBC (11/13/15)
ACC CAREER	14, at Virginia (2/14/15)

THREE-POINTERS

CAREER	6, 2x - last at Virginia (2/14/15)
SEASON	4, vs. UNCG (12/15/15)
ACC CAREER	6, 2x - last at Virginia (2/14/15)

THREE-POINT ATTEMPTS

CAREER	12, at Virginia (2/14/15)
SEASON	9, at Virginia Tech (1/13/16)
ACC CAREER	12, at Virginia (2/14/15)

FREE THROWS

CAREER	9, vs. UNC Asheville (11/14/14)
SEASON	8, vs. UNCG (12/15/15)
ACC CAREER	4, vs. Virginia (1/26/16)

FREE THROW ATTEMPTS

CAREER	12, vs. Delaware State (11/28/14)
SEASON	8, vs. UNCG (12/15/15)
ACC CAREER	6, vs. Virginia (1/26/16)

BLOCKS

CAREER	3, 2x - last vs. UMBC (11/13/15)
SEASON	3, vs. UMBC (11/13/15)
ACC CAREER	2, 4x - last vs. Notre Dame (2/24/16)

STEALS

CAREER	2, 6x - last vs. Syracuse (1/16/16)
SEASON	2, 4x - last vs. Syracuse (1/16/16)
ACC CAREER	2, 3x - last vs. Syracuse (1/16/16)

MINUTES

CAREER	36, at Syracuse (1/13/15)
SEASON	34, vs. Notre Dame (2/24/16)
ACC CAREER	36, at Syracuse (1/13/15)

CAREER STATISTICS

Year	G-GS	Min-Avg.	FG-FGA	Pct.	3FG-3FGA	Pct.	FT-FTA	Pct.	Off-Def.	Reb-Avg.	PF-DQ	Ast	TO	Blk	Stl	Pts-Avg
2014-15	32-13	713-22.3	103-233	.442	52-135	.385	51-71	.718	52-94	146-4.6	65-1	13	35	19	16	309-9.7
ACC	18-9	434-24.1	64-146	.438	37-93	.398	22-30	.733	23-52	75-4.2	37-0	4	26	5	7	187-10.4
2015-16	30-29	720-24.0	93-215	.433	42-130	.323	55-71	.775	50-108	158-5.3	84-2	22	43	24	15	283-9.4
ACC	18-17	417-23.2	50-117	.427	20-71	.282	17-27	.630	27-59	86-4.8	54-2	11	23	12	9	137-7.6
CAREER	62-42	1433-23.1	196-448	.438	94-265	.355	106-142	.746	102-202	304-4.9	149-3	35	78	43	31	592-9.5
ACC	36-26	851-23.6	114-263	.433	57-164	.348	39-57	.684	50-111	161-4.5	91-2	15	49	17	16	324-9.0

2015-16 Wake Forest Basketball
Wake Forest Team Game-by-Game Comparison (as of Mar 01, 2016)
All games

Opponent	1st	2nd	Score	Mar	Total FG	FG Pct	3-Pointers	3FG Pct	Free Throws	FT Pct	Rebounds	Assist	T/Over	Block	Steal	Fouls
UMBC	41/40	37/33	78-73	+5	26-69/26-65	.377/.400	3-20/9-25	.150/.360	23-30/12-25	.767/.480	59/36 +23	12/12	16/9	11/4	2/10	21/27
Bucknell	37/48	53/34	90-82	+8	29-63/24-62	.460/.387	4-12/11-29	.333/.379	28-38/23-29	.737/.793	45/32 +13	12/18	9/8	6/4	3/6	24/28
RICHMOND	39/41	43/50	82-91	(9)	28-49/32-62	.571/.516	7-15/11-23	.467/.478	19-33/16-22	.576/.727	39/23 +16	16/18	20/6	3/3	1/11	21/27
Indiana	50/45	32/33	82-78	+4	35-69/26-60	.507/.433	6-14/10-29	.429/.345	6-12/16-22	.500/.727	43/30 +13	6/17	17/14	1/6	6/9	18/15
Vanderbilt	28/43	36/43	64-86	(22)	19-58/31-63	.328/.492	3-18/7-17	.167/.412	23-32/17-22	.719/.773	37/43 (6)	7/14	12/8	2/4	7/6	22/25
UCLA	42/35	38/42	80-77	+3	21-52/33-71	.404/.465	8-21/3-11	.381/.273	30-42/8-14	.714/.571	37/45 (8)	13/11	10/11	4/4	8/4	22/28
Rutgers	29/24	40/44	69-68	+1	23-58/27-74	.397/.365	5-18/3-15	.278/.200	18-25/11-18	.720/.611	45/46 (1)	11/6	18/10	10/6	3/7	19/22
ARKANSAS	48/39	40/46	88-85	+3	31-60/32-69	.517/.464	9-22/5-17	.409/.294	17-23/16-19	.739/.842	36/33 +3	18/15	15/8	6/4	1/8	20/24
UNCG	38/36	43/35	81-71	+10	23-47/27-63	.489/.429	8-20/7-23	.400/.304	27-39/10-12	.692/.833	35/32 +3	15/13	16/17	8/0	7/11	17/26
COASTAL CAROLINA	36/27	47/50	83-77	+6	31-56/27-55	.554/.491	9-24/8-20	.375/.400	12-22/15-22	.545/.682	34/25 +9	23/14	11/13	5/1	8/5	19/21
XAVIER	43/28	27/50	70-78	(8)	20-58/26-61	.345/.426	7-26/6-21	.269/.286	23-27/20-28	.852/.714	35/42 (7)	13/9	17/17	5/0	9/9	26/22
LSU	34/29	43/42	77-71	+6	24-59/24-51	.407/.471	8-24/2-14	.333/.143	21-29/21-29	.724/.724	40/33 +7	12/9	18/17	5/2	9/7	23/24
Louisville	28/35	29/30	57-65	(8)	24-61/25-55	.393/.455	6-18/5-12	.333/.417	3-12/10-14	.250/.714	34/39 (5)	18/7	9/12	3/6	5/5	18/15
DUKE	47/50	28/41	75-91	(16)	29-65/30-58	.446/.517	5-18/6-17	.278/.353	12-20/25-27	.600/.926	39/30 +9	15/13	12/6	3/8	5/7	19/20
NC STATE	27/25	50/49	77-74	+3	25-58/30-71	.431/.423	8-20/8-25	.400/.320	19-28/6-10	.679/.600	40/40 -	15/18	10/10	3/3	6/4	17/23
Virginia Tech	38/45	53/48	91-93	(2)	33-56/28-56	.589/.500	13-24/8-18	.542/.444	12-18/29-35	.667/.829	31/22 +9	17/14	16/6	4/1	4/8	25/18
SYRACUSE	27/47	28/36	55-83	(28)	14-43/28-63	.326/.444	2-20/10-25	.100/.400	25-42/17-25	.595/.680	35/43 (8)	9/13	18/12	3/3	9/12	19/27
North Carolina	30/46	38/37	68-83	(15)	27-67/28-73	.403/.384	2-18/3-18	.111/.167	12-20/24-34	.600/.706	47/48 (1)	14/14	19/10	5/7	7/15	25/17
Miami	33/35	30/42	63-77	(14)	23-59/23-64	.390/.359	6-18/7-20	.333/.350	11-18/24-28	.611/.857	37/47 (10)	13/12	16/10	4/4	6/12	22/16
VIRGINIA	26/24	45/48	71-72	(1)	23-43/27-56	.535/.482	6-17/5-17	.353/.294	19-29/13-17	.655/.765	30/27 +3	12/13	11/9	3/3	6/7	15/23
Notre Dame	29/46	33/39	62-85	(23)	23-52/31-60	.442/.517	4-16/9-26	.250/.346	12-19/14-18	.632/.778	28/36 (8)	13/15	18/14	2/4	8/13	15/16
CLEMSON	28/20	34/56	62-76	(14)	22-53/23-52	.415/.442	5-18/4-17	.278/.235	13-23/26-30	.565/.867	33/37 (4)	12/8	15/12	2/7	4/8	25/17
FLORIDA STATE	33/37	38/54	71-91	(20)	23-51/34-68	.451/.500	7-20/10-24	.350/.417	18-25/13-19	.720/.684	30/37 (7)	15/14	13/6	3/2	3/6	18/21
Georgia Tech	39/35	27/36	66-71	(5)	25-56/28-62	.446/.452	3-17/2-10	.176/.200	13-17/13-20	.765/.650	34/38 (4)	15/14	16/12	3/5	7/7	19/15
NC State	44/46	44/53	88-99	(11)	31-66/29-58	.470/.500	8-25/8-20	.320/.400	18-27/33-45	.667/.733	38/38 -	11/9	11/9	7/5	5/3	32/18
Pitt	33/35	39/37	96-101	(5)	34-67/33-83	.507/.398	12-29/7-23	.414/.304	16-32/28-37	.500/.757	35/58 (23)	24/20	13/10	5/3	8/7	28/23
BOSTON COLLEGE	41/14	33/34	74-48	+26	27-59/18-58	.458/.310	8-18/6-30	.444/.200	12-17/6-7	.706/.857	45/30 +15	17/7	15/18	4/5	12/8	14/19
NOTRE DAME	25/28	33/41	58-69	(11)	22-70/24-55	.314/.436	4-24/4-18	.167/.222	10-17/17-20	.588/.850	43/43 -	14/9	7/12	5/6	7/5	16/16
VIRGINIA TECH	36/37	38/44	74-81	(7)	26-53/25-52	.491/.481	4-19/7-19	.211/.368	18-25/24-33	.720/.727	35/30 +5	10/11	19/14	4/2	7/10	25/22
Duke	34/35	37/44	71-79	(8)	27-60/23-63	.450/.365	7-21/8-20	.333/.400	10-17/25-38	.588/.658	42/41 +1	15/13	18/8	3/3	2/12	26/18

Note: Game totals are displayed in the format TEAM/OPPONENT for each category

2015-16 Wake Forest Basketball
Wake Forest Points-Rebounds-Assists (as of Mar 01, 2016)
All games

Opponent	Date	Score		00	02	04	10	11	13	20
				MILLER,MCI	THOMAS,DEV	MOORE,DORA	WILBEKIN,M	MCCLINTON,	CRAWFORD,B	COLLINS,JO
UMBC	11/13/15	78-73	w	DNP	21-17-4	2-3-0	8-1-1	6-5-1	9-5-2	10-7-1
at Bucknell	11/15/15	90-82	w	DNP	18-12-2	6-1-0	17-4-2	5-7-0	21-4-7	8-4-0
RICHMOND	11/18/15	82-91	L	DNP	12-10-2	2-0-0	8-1-3	12-3-1	21-5-6	13-4-0
vs Indiana	11/23/15	82-78	w	DNP	21-8-3	0-0-0	13-3-0	7-7-1	13-1-1	10-9-0
vs Vanderbilt	11/24/15	64-86	L	DNP	13-6-0	0-4-0	0-3-1	1-5-0	15-1-5	14-8-0
vs UCLA	11/25/15	80-77	w	DNP	21-9-1	4-2-0	15-2-4	1-2-1	DNP	2-6-0
at Rutgers	11/30/15	69-68	w	DNP	23-17-3	0-4-0	12-4-1	0-1-0	7-4-4	11-3-0
ARKANSAS	12/04/15	88-85	w	DNP	20-12-2	6-4-0	13-0-3	6-2-0	4-4-9	10-6-0
UNCG	12/15/15	81-71	w	3-2-2	18-10-5	2-1-0	8-2-2	11-2-0	9-3-3	4-3-0
COASTAL CAROLINA	12/18/15	83-77	w	10-0-5	6-6-2	2-4-0	2-3-1	13-3-0	19-2-9	12-5-0
XAVIER	12/22/15	70-78	L	4-6-6	10-8-0	4-2-0	8-1-1	6-4-1	16-1-4	11-4-0
at LSU	12/29/15	77-71	w	2-12-2	16-7-1	2-1-0	4-3-2	0-0-1	19-1-3	4-3-0
at Louisville	01/03/16	57-65	L	2-2-2	14-10-2	2-1-0	3-1-0	0-1-0	14-4-7	5-1-0
DUKE	01/06/16	75-91	L	20-7-3	21-12-3	DNP	0-0-1	0-0-0	1-2-2	11-7-0
NC STATE	01/10/16	77-74	w	11-3-3	20-11-3	2-1-1	6-2-0	0-2-0	17-2-6	4-0-1
at Virginia Tech	01/13/16	91-93	L	22-4-5	16-11-4	0-0-0	13-1-4	0-1-0	13-4-3	2-0-0
SYRACUSE	01/16/16	55-83	L	6-3-1	9-13-2	10-2-0	7-4-1	6-1-0	1-1-1	0-0-0
at North Carolina	01/20/16	68-83	L	6-5-4	17-9-2	4-3-0	0-1-0	0-1-0	18-4-5	9-7-0
at Miami	01/23/16	63-77	L	0-4-1	12-9-1	4-3-0	10-2-1	DNP	12-5-6	10-4-0
VIRGINIA	01/26/16	71-72	L	5-4-8	19-6-1	2-0-0	7-0-1	0-1-0	22-1-1	2-2-0
at Notre Dame	01/31/16	62-85	L	2-2-2	19-8-5	4-2-0	0-2-1	2-1-0	20-1-3	4-2-0
CLEMSON	02/02/16	62-76	L	8-3-6	12-7-1	4-2-0	7-2-0	2-2-0	13-3-2	2-4-1
FLORIDA STATE	02/06/16	71-91	L	12-4-7	11-10-2	2-1-0	0-2-2	0-1-0	13-1-3	4-1-0
at Georgia Tech	02/10/16	66-71	L	0-2-3	20-8-2	0-2-0	7-0-2	6-4-0	10-3-6	8-7-0
at NC State	02/13/16	88-99	L	24-2-4	15-21-3	8-7-0	8-0-0	2-1-0	16-1-2	5-0-1
at Pitt	02/16/16	96-101	L	18-5-9	7-7-5	6-5-0	3-3-1	DNP	20-6-6	7-2-1
BOSTON COLLEGE	02/21/16	74-48	w	14-9-7	DNP	19-7-0	11-4-1	0-5-1	12-6-6	11-5-1
NOTRE DAME	02/24/16	58-69	L	2-8-4	DNP	13-8-0	6-5-2	2-2-0	8-4-5	16-6-1
VIRGINIA TECH	02/28/16	74-81	L	19-2-2	13-6-1	2-5-0	11-2-0	0-1-0	16-6-7	5-6-0
at Duke	3/1/16	71-79	L	13-5-1	16-13-5	0-0-0	8-1-2	2-1-0	15-3-3	10-4-0

Opponent	Date	Score		23	25	35	40	42	43	44
				WATSON,RON	HUDSON,COR	PRENDERGAS	BILAS,ANTH	MCGREGOR,G	VANHORN,TR	MITOGLLOU,D
UMBC	11/13/15	78-73	w	DNP	DNP	0-0-0	DNP	DNP	3-1-0	19-16-3
at Bucknell	11/15/15	90-82	w	DNP	DNP	0-0-0	DNP	DNP	9-2-0	6-7-1
RICHMOND	11/18/15	82-91	L	DNP	DNP	DNP	DNP	DNP	0-3-3	14-11-1
vs Indiana	11/23/15	82-78	w	DNP	DNP	DNP	DNP	DNP	0-1-0	18-8-1
vs Vanderbilt	11/24/15	64-86	L	DNP	DNP	0-0-0	DNP	0-0-0	12-2-1	9-2-0
vs UCLA	11/25/15	80-77	w	4-2-1	16-8-4	DNP	DNP	DNP	3-1-0	14-5-2
at Rutgers	11/30/15	69-68	w	4-5-1	8-1-0	DNP	DNP	DNP	0-0-2	4-5-0
ARKANSAS	12/04/15	88-85	w	2-1-1	17-2-2	DNP	DNP	DNP	0-1-1	10-0-0
UNCG	12/15/15	81-71	w	DNP	4-3-1	DNP	DNP	DNP	0-0-0	22-6-2
COASTAL CAROLINA	12/18/15	83-77	w	0-0-0	6-2-6	DNP	DNP	DNP	0-0-0	13-4-0
XAVIER	12/22/15	70-78	L	DNP	7-3-1	DNP	DNP	DNP	DNP	4-6-0
at LSU	12/29/15	77-71	w	5-2-0	12-6-2	DNP	DNP	DNP	DNP	13-2-1
at Louisville	01/03/16	57-65	L	3-0-5	4-1-1	DNP	DNP	DNP	DNP	10-10-1
DUKE	01/06/16	75-91	L	3-3-3	12-0-2	DNP	DNP	DNP	0-0-0	7-2-1
NC STATE	01/10/16	77-74	w	0-1-1	2-6-0	DNP	DNP	DNP	DNP	15-9-0
at Virginia Tech	01/13/16	91-93	L	11-1-1	0-4-0	DNP	DNP	DNP	DNP	14-5-0
SYRACUSE	01/16/16	55-83	L	3-2-1	5-0-0	1-0-0	0-0-0	0-0-1	0-1-1	5-3-1
at North Carolina	01/20/16	68-83	L	2-1-1	8-7-1	0-0-0	DNP	DNP	0-0-0	4-6-1
at Miami	01/23/16	63-77	L	6-3-0	2-2-3	DNP	DNP	DNP	0-0-0	7-4-1
VIRGINIA	01/26/16	71-72	L	0-0-0	3-8-1	DNP	DNP	DNP	DNP	11-5-0
at Notre Dame	01/31/16	62-85	L	2-3-1	2-1-1	0-0-0	DNP	1-0-0	0-3-0	6-2-0
CLEMSON	02/02/16	62-76	L	1-2-0	8-3-1	DNP	DNP	DNP	DNP	5-3-1
FLORIDA STATE	02/06/16	71-91	L	2-0-1	17-6-0	DNP	DNP	DNP	1-0-0	8-3-0
at Georgia Tech	02/10/16	66-71	L	0-1-1	8-1-0	DNP	DNP	DNP	DNP	7-4-1
at NC State	02/13/16	88-99	L	6-0-0	0-2-1	DNP	DNP	DNP	DNP	4-2-0
at Pitt	02/16/16	96-101	L	DNP	22-4-2	DNP	DNP	DNP	DNP	13-0-0
BOSTON COLLEGE	02/21/16	74-48	w	2-2-0	DNP	0-0-0	DNP	0-1-0	2-1-0	3-5-1
NOTRE DAME	02/24/16	58-69	L	4-2-1	DNP	DNP	DNP	DNP	DNP	7-7-1
VIRGINIA TECH	02/28/16	74-81	L	4-1-0	DNP	0-0-0	0-0-0	DNP	DNP	4-4-0
at Duke	3/1/16	71-79	L	0-2-2	DNP	DNP	DNP	DNP	0-0-0	7-12-2

2015-16 Wake Forest Basketball
Wake Forest Points-Rebounds-Assists (as of Mar 01, 2016)
All games

Opponent	Date	Score		45	51	52
				RIKE,TROY	O'BRIEN,GR	ANDERSON,B
UMBC	11/13/15	78-73	w	DNP	0-1-0	DNP
at Bucknell	11/15/15	90-82	w	DNP	0-1-0	DNP
RICHMOND	11/18/15	82-91	L	DNP	0-0-0	DNP
vs Indiana	11/23/15	82-78	w	DNP	DNP	DNP
vs Vanderbilt	11/24/15	64-86	L	0-1-0	0-0-0	DNP
vs UCLA	11/25/15	80-77	w	DNP	DNP	DNP
at Rutgers	11/30/15	69-68	w	DNP	DNP	DNP
ARKANSAS	12/04/15	88-85	w	DNP	DNP	DNP
UNCG	12/15/15	81-71	w	DNP	DNP	DNP
COASTAL CAROLINA	12/18/15	83-77	w	DNP	DNP	DNP
XAVIER	12/22/15	70-78	L	DNP	DNP	DNP
at LSU	12/29/15	77-71	w	DNP	DNP	DNP
at Louisville	01/03/16	57-65	L	DNP	DNP	DNP
DUKE	01/06/16	75-91	L	DNP	DNP	DNP
NC STATE	01/10/16	77-74	w	DNP	DNP	DNP
at Virginia Tech	01/13/16	91-93	L	DNP	DNP	DNP
SYRACUSE	01/16/16	55-83	L	2-3-0	0-1-0	0-0-0
at North Carolina	01/20/16	68-83	L	0-2-0	0-0-0	DNP
at Miami	01/23/16	63-77	L	DNP	DNP	DNP
VIRGINIA	01/26/16	71-72	L	DNP	DNP	DNP
at Notre Dame	01/31/16	62-85	L	0-0-0	0-0-0	DNP
CLEMSON	02/02/16	62-76	L	DNP	DNP	DNP
FLORIDA STATE	02/06/16	71-91	L	DNP	1-0-0	DNP
at Georgia Tech	02/10/16	66-71	L	DNP	DNP	DNP
at NC State	02/13/16	88-99	L	DNP	DNP	DNP
at Pitt	02/16/16	96-101	L	DNP	DNP	DNP
BOSTON COLLEGE	02/21/16	74-48	w	0-0-0	0-0-0	DNP
NOTRE DAME	02/24/16	58-69	L	DNP	DNP	DNP
VIRGINIA TECH	02/28/16	74-81	L	DNP	0-0-0	0-0-0
at Duke	3/1/16	71-79	L	DNP	DNP	DNP

2015-16 Wake Forest Basketball
Wake Forest Team Game-by-Game (as of Mar 01, 2016)
All games

TEAM STATISTICS

Opponent	Date	Score		Total		3-Pointers		Free throws		Rebounds											
				fg-fga	pct	3fg-fga	pct	ft-fa	pct	off	def	tot	avg	pf	a	t/o	blk	stl	pts	avg	
UMBC	11/13/15	78-73	W	26-69	.377	3-20	.150	23-30	.767	24	35	59	59.0	21	12	16	11	2	78	78.0	
at Bucknell	11/15/15	90-82	W	29-63	.460	4-12	.333	28-38	.737	14	31	45	52.0	24	12	9	6	3	90	84.0	
RICHMOND	11/18/15	82-91	L	28-49	.571	7-15	.467	19-33	.576	12	27	39	47.7	21	16	20	3	1	82	83.3	
vs Indiana	11/23/15	82-78	W	35-69	.507	6-14	.429	6-12	.500	18	25	43	46.5	18	6	17	1	6	82	83.0	
vs Vanderbilt	11/24/15	64-86	L	19-58	.328	3-18	.167	23-32	.719	16	21	37	44.6	22	7	12	2	7	64	79.2	
vs UCLA	11/25/15	80-77	W	21-52	.404	8-21	.381	30-42	.714	9	28	37	43.3	22	13	10	4	8	80	79.3	
at Rutgers	11/30/15	69-68	W	23-58	.397	5-18	.278	18-25	.720	10	35	45	43.6	19	11	18	10	3	69	77.9	
ARKANSAS	12/04/15	88-85	W	31-60	.517	9-22	.409	17-23	.739	13	23	36	42.6	20	18	15	6	1	88	79.1	
UNCG	12/15/15	81-71	W	23-47	.489	8-20	.400	27-39	.692	7	28	35	41.8	17	15	16	8	7	81	79.3	
COASTAL CAROLINA	12/18/15	83-77	W	31-56	.554	9-24	.375	12-22	.545	12	22	34	41.0	19	23	11	5	8	83	79.7	
XAVIER	12/22/15	70-78	L	20-58	.345	7-26	.269	23-27	.852	11	24	35	40.5	26	13	17	5	9	70	78.8	
at LSU	12/29/15	77-71	W	24-59	.407	8-24	.333	21-29	.724	14	26	40	40.4	23	12	18	5	9	77	78.7	
at Louisville	01/03/16	57-65	L	24-61	.393	6-18	.333	3-12	.250	11	23	34	39.9	18	18	9	3	5	57	77.0	
DUKE	01/06/16	75-91	L	29-65	.446	5-18	.278	12-20	.600	19	20	39	39.9	19	15	12	3	5	75	76.9	
NC STATE	01/10/16	77-74	W	25-58	.431	8-20	.400	19-28	.679	12	28	40	39.9	17	15	10	3	6	77	76.9	
at Virginia Tech	01/13/16	91-93	L	33-56	.589	13-24	.542	12-18	.667	8	23	31	39.3	25	17	16	4	4	91	77.8	
SYRACUSE	01/16/16	55-83	L	14-43	.326	2-20	.100	25-42	.595	9	26	35	39.1	19	9	18	3	9	55	76.4	
at North Carolina	01/20/16	68-83	L	27-67	.403	2-18	.111	12-20	.600	16	31	47	39.5	25	14	19	5	7	68	75.9	
at Miami	01/23/16	63-77	L	23-59	.390	6-18	.333	11-18	.611	14	23	37	39.4	22	13	16	4	6	63	75.3	
VIRGINIA	01/26/16	71-72	L	23-43	.535	6-17	.353	19-29	.655	5	25	30	38.9	15	12	11	3	6	71	75.1	
at Notre Dame	01/31/16	62-85	L	23-52	.442	4-16	.250	12-19	.632	8	20	28	38.4	15	13	18	2	8	62	74.4	
CLEMSON	02/02/16	62-76	L	22-53	.415	5-18	.278	13-23	.565	10	23	33	38.1	25	12	15	2	4	62	73.9	
FLORIDA STATE	02/06/16	71-91	L	23-51	.451	7-20	.350	18-25	.720	6	24	30	37.8	18	15	13	3	3	71	73.7	
at Georgia Tech	02/10/16	66-71	L	25-56	.446	3-17	.176	13-17	.765	9	25	34	37.6	19	15	16	3	7	66	73.4	
at NC State	02/13/16	88-99	L	31-66	.470	8-25	.320	18-27	.667	13	25	38	37.6	32	11	11	7	5	88	74.0	
at Pitt	02/16/16	96-101	Lot	34-67	.507	12-29	.414	16-32	.500	9	26	35	37.5	28	24	13	5	8	96	74.8	
BOSTON COLLEGE	02/21/16	74-48	W	27-59	.458	8-18	.444	12-17	.706	11	34	45	37.8	14	17	15	4	12	74	74.8	
NOTRE DAME	02/24/16	58-69	L	22-70	.314	4-24	.167	10-17	.588	18	25	43	38.0	16	14	7	5	7	58	74.2	
VIRGINIA TECH	02/28/16	74-81	L	26-53	.491	4-19	.211	18-25	.720	9	26	35	37.9	25	10	19	4	7	74	74.2	
at Duke	3/1/16	71-79	L	27-60	.450	7-21	.333	10-17	.588	10	32	42	38.0	26	15	18	3	2	71	74.1	
Wake Forest		2223		768-1737	.442	187-594	.315	500-758	.660	357	784	1141	38.0	630	417	435	132	175	2223	74.1	
Opponents		2375		822-1863	.441	199-603	.330	532-719	.740	353	751	1104	36.8	633	380	328	115	242	2375	79.2	

Games played: 30
Points/game: 74.1
FG Pct: 44.2
3FG Pct: 31.5
FT Pct: 66.0

Rebounds/game: 38.0
Assists/game: 13.9
Turnovers/game: 14.5
Assist/turnover ratio: 1.0
Steals/game: 5.8
Blocks/game: 4.4

2015-16 Wake Forest Basketball
Wake Forest Game-by-Game Highs (as of Mar 01, 2016)
All games

Opponent	Date	Score	Points	Rebounds	Assists	Steals	Blocked shots
UMBC	11/13/15	78-73	21-Devin Thomas	17-Devin Thomas	4-Devin Thomas	1-Trent VanHorn Greg McClinton	3-John Collins Dinos Mitoglou
at Bucknell	11/15/15	90-82	21-Bryant Crawford	12-Devin Thomas	7-Bryant Crawford	1-Mitchell Wilbekin Trent VanHorn Devin Thomas	3-Devin Thomas
RICHMOND	11/18/15	82-91	21-Bryant Crawford	11-Dinos Mitoglou	6-Bryant Crawford	1-Trent VanHorn	1-John Collins Devin Thomas Dinos Mitoglou
vs Indiana	11/23/15	82-78	21-Devin Thomas	9-John Collins	3-Devin Thomas	4-Bryant Crawford	1-Bryant Crawford
vs Vanderbilt	11/24/15	64-86	15-Bryant Crawford	8-John Collins	5-Bryant Crawford	3-Bryant Crawford	1-Greg McClinton John Collins
vs UCLA	11/25/15	80-77	21-Devin Thomas	9-Devin Thomas	4-Mitchell Wilbekin Cornelius Hudson	3-Rondale Watson	1-Cornelius Hudson Devin Thomas John Collins Dinos Mitoglou
at Rutgers	11/30/15	69-68	23-Devin Thomas	17-Devin Thomas	4-Bryant Crawford	1-Doral Moore Greg McClinton Bryant Crawford	3-Devin Thomas
ARKANSAS	12/04/15	88-85	20-Devin Thomas	12-Devin Thomas	9-Bryant Crawford	1-Bryant Crawford	3-Devin Thomas
UNCG	12/15/15	81-71	22-Dinos Mitoglou	10-Devin Thomas	5-Devin Thomas	2-Devin Thomas Dinos Mitoglou	5-Devin Thomas
COASTAL CAROLINA	12/18/15	83-77	19-Bryant Crawford	6-Devin Thomas	9-Bryant Crawford	3-Bryant Crawford	2-Dinos Mitoglou Devin Thomas
XAVIER	12/22/15	70-78	16-Bryant Crawford	8-Devin Thomas	6-Codi Miller-McIntyre	3-Cornelius Hudson	2-Doral Moore Devin Thomas
at LSU	12/29/15	77-71	19-Bryant Crawford	12-Codi Miller-McIntyr	3-Bryant Crawford	3-Codi Miller-McIntyre	1-Dinos Mitoglou Doral Moore John Collins Devin Thomas Rondale Watson
at Louisville	01/03/16	57-65	14-Bryant Crawford Devin Thomas	10-Devin Thomas Dinos Mitoglou	7-Bryant Crawford	2-Bryant Crawford	2-Devin Thomas
DUKE	01/06/16	75-91	21-Devin Thomas	12-Devin Thomas	3-Devin Thomas Codi Miller-McIntyre Rondale Watson	2-Mitchell Wilbekin	2-John Collins
NC STATE	01/10/16	77-74	20-Devin Thomas	11-Devin Thomas	6-Bryant Crawford	3-Devin Thomas	1-Dinos Mitoglou Devin Thomas John Collins
at Virginia Tech	01/13/16	91-93	22-Codi Miller-McIntyr	11-Devin Thomas	5-Codi Miller-McIntyre	2-Dinos Mitoglou	4-Devin Thomas
SYRACUSE	01/16/16	55-83	10-Doral Moore	13-Devin Thomas	2-Devin Thomas	3-Cornelius Hudson	2-Devin Thomas
at North Carolina	01/20/16	68-83	18-Bryant Crawford	9-Devin Thomas	5-Bryant Crawford	1-Stephen Prenderga Devin Thomas Bryant Crawford Codi Miller-McIntyre Doral Moore John Collins Rondale Watson	2-John Collins Devin Thomas
at Miami	01/23/16	63-77	12-Devin Thomas Bryant Crawford	9-Devin Thomas	6-Bryant Crawford	2-Bryant Crawford	2-Devin Thomas Doral Moore
VIRGINIA	01/26/16	71-72	22-Bryant Crawford	8-Cornelius Hudson	8-Codi Miller-McIntyre	3-Bryant Crawford	1-Dinos Mitoglou John Collins Devin Thomas
at Notre Dame	01/31/16	62-85	20-Bryant Crawford	8-Devin Thomas	5-Devin Thomas	2-Trent VanHorn	2-Doral Moore

2015-16 Wake Forest Basketball
Wake Forest Game-by-Game Highs (as of Mar 01, 2016)
All games

Opponent	Date	Score	Points	Rebounds	Assists	Steals	Blocked shots
CLEMSON	02/02/16	62-76	13-Bryant Crawford	7-Devin Thomas	6-Codi Miller-McIntyre	Codi Miller-McIntyre 2-Mitchell Wilbekin	1-Doral Moore Dinos Mitoglou
FLORIDA STATE	02/06/16	71-91	17-Cornelius Hudson	10-Devin Thomas	7-Codi Miller-McIntyre	1-Codi Miller-McIntyre Bryant Crawford Cornelius Hudson	1-Devin Thomas Bryant Crawford Dinos Mitoglou
at Georgia Tech	02/10/16	66-71	20-Devin Thomas	8-Devin Thomas	6-Bryant Crawford	3-Bryant Crawford	2-Dinos Mitoglou
at NC State	02/13/16	88-99	24-Codi Miller-McIntyre	21-Devin Thomas	4-Codi Miller-McIntyre	2-Bryant Crawford	2-Doral Moore
at Pitt	02/16/16	96-101	22-Cornelius Hudson	7-Devin Thomas	9-Codi Miller-McIntyre	5-Bryant Crawford	2-Doral Moore
BOSTON COLLEGE	02/21/16	74-48	19-Doral Moore	9-Codi Miller-McIntyre	7-Codi Miller-McIntyre	3-Bryant Crawford	3-Doral Moore
NOTRE DAME	02/24/16	58-69	16-John Collins	8-Codi Miller-McIntyre Doral Moore	5-Bryant Crawford	2-Bryant Crawford Codi Miller-McIntyre Mitchell Wilbekin	3-Doral Moore
VIRGINIA TECH	02/28/16	74-81	19-Codi Miller-McIntyre	6-John Collins Bryant Crawford Devin Thomas	7-Bryant Crawford	2-Bryant Crawford Codi Miller-McIntyre Devin Thomas	1-Doral Moore Devin Thomas Dinos Mitoglou Bryant Crawford
at Duke	3/1/16	71-79	16-Devin Thomas	13-Devin Thomas	5-Devin Thomas	1-Bryant Crawford Devin Thomas	1-Devin Thomas John Collins Greg McClinton

2015-16 Wake Forest Basketball
Wake Forest Combined Team Statistics (as of Mar 01, 2016)
Conference games

Overall record: 2-16 Conf: 2-16 Home: 2-7 Away: 0-9 Neutral: 0-0

##	Player	gp-gs	min	avg	Total		3-Point		F-Throw		Rebounds														pts	avg
					fg-fga	fg%	3fg-fga	3fg%	ft-fa	ft%	off	def	tot	avg	pf	dq	a	to	blk	stl						
02	Devin Thomas	16-16	522	32.6	88-164	.537	0-0	.000	65-111	.586	50	111	161	10.1	51	1	42	48	20	11	241	15.1				
13	Bryant Crawford	18-18	581	32.3	85-215	.395	31-99	.313	40-65	.615	11	46	57	3.2	51	1	74	55	3	31	241	13.4				
00	Codi Miller-McIntyre	18-18	562	31.2	69-157	.439	12-35	.343	34-52	.654	29	45	74	4.1	46	0	72	40	1	11	184	10.2				
44	Dinos Mitoglou	18-17	417	23.2	50-117	.427	20-71	.282	17-27	.630	27	59	86	4.8	54	2	11	23	12	9	137	7.6				
25	Cornelius Hudson	14-0	301	21.5	30-85	.353	14-52	.269	19-28	.679	5	40	45	3.2	27	0	13	24	2	9	93	6.6				
20	John Collins	18-1	250	13.9	40-81	.494	0-0	.000	35-53	.660	25	33	58	3.2	46	2	6	16	9	7	115	6.4				
10	Mitchell Wilbekin	18-17	452	25.1	36-101	.356	25-75	.333	10-10	1.000	3	29	32	1.8	37	1	19	9	0	13	107	5.9				
04	Doral Moore	17-1	132	7.8	34-47	.723	0-0	.000	14-26	.538	23	26	49	2.9	24	0	1	13	17	4	82	4.8				
23	Rondale Watson	17-0	249	14.6	17-44	.386	8-24	.333	7-17	.412	2	22	24	1.4	24	0	18	14	0	9	49	2.9				
11	Greg McClinton	16-0	114	7.1	8-17	.471	0-0	.000	6-8	.750	3	22	25	1.6	13	0	1	5	2	3	22	1.4				
45	Troy Rike	4-0	6	1.5	1-2	.500	0-0	.000	0-0	.000	0	5	5	1.3	0	0	0	0	0	0	2	0.5				
43	Trent VanHorn	8-0	32	4.0	0-2	.000	0-1	.000	3-4	.750	0	5	5	0.6	4	0	1	2	0	2	3	0.4				
42	Gilbert McGregor	3-0	4	1.3	0-0	.000	0-0	.000	1-2	.500	0	1	1	0.3	0	0	1	1	0	1	1	0.3				
35	Stephen Prendergast	5-1	10	2.0	0-3	.000	0-0	.000	1-2	.500	0	0	0	0.0	0	0	0	2	0	1	1	0.2				
51	Grant O'Brien	6-1	16	2.7	0-4	.000	0-3	.000	1-1	1.000	0	1	1	0.2	0	0	0	0	0	0	1	0.2				
40	Anthony Bilas	2-0	1	0.5	0-0	.000	0-0	.000	0-0	.000	0	0	0	0.0	0	0	0	0	0	0	0	0.0				
52	Britton Anderson	2-0	1	0.5	0-0	.000	0-0	.000	0-0	.000	0	0	0	0.0	0	0	0	0	0	0	0	0.0				
Team											19	14	33		1		4									
Total.....		18	3650		458-1039	.441	110-360	.306	253-406	.623	197	459	656	36.4	378	7	259	256	66	111	1279	71.1				
Opponents.....		18	3650		487-1107	.440	117-359	.326	347-457	.759	219	465	684	38.0	344	7	224	190	77	149	1438	79.9				

TEAM STATISTICS	WF	OPP	Date	Opponent	Score	Att.
SCORING	1279	1438	* 01/03/16	at Louisville	L 57-65	21302
Points per game	71.1	79.9	* 01/06/16	DUKE	L 75-91	13466
Scoring margin	-8.8	-	* 01/10/16	NC STATE	W 77-74	11865
FIELD GOALS-ATT	458-1039	487-1107	* 01/13/16	at Virginia Tech	L 91-93	4985
Field goal pct	.441	.440	* 01/16/16	SYRACUSE	L 55-83	11592
3 POINT FG-ATT	110-360	117-359	* 01/20/16	at North Carolina	L 68-83	19053
3-point FG pct	.306	.326	* 01/23/16	at Miami	L 63-77	6928
3-pt FG made per game	6.1	6.5	* 01/26/16	VIRGINIA	L 71-72	9221
FREE THROWS-ATT	253-406	347-457	* 01/31/16	at Notre Dame	L 62-85	9149
Free throw pct	.623	.759	* 02/02/16	CLEMSON	L 62-76	8716
F-Throws made per game	14.1	19.3	* 02/06/16	FLORIDA STATE	L 71-91	9796
REBOUNDS	656	684	* 02/10/16	at Georgia Tech	L 66-71	5089
Rebounds per game	36.4	38.0	* 02/13/16	at NC State	L 88-99	17074
Rebounding margin	-1.6	-	* 02/16/16	at Pitt	Lo2 96-101	8825
ASSISTS	259	224	* 02/21/16	BOSTON COLLEGE	W 74-48	8542
Assists per game	14.4	12.4	* 02/24/16	NOTRE DAME	L 58-69	8498
TURNOVERS	256	190	* 02/28/16	VIRGINIA TECH	L 74-81	9404
Turnovers per game	14.2	10.6	* 3/1/16	at Duke	L 71-79	9314
Turnover margin	-3.7	-	* = Conference game			
Assist/turnover ratio	1.0	1.2	% = Maui Jim Maui Invitational (Lahaina, Hawaii)			
STEALS	111	149				
Steals per game	6.2	8.3				
BLOCKS	66	77				
Blocks per game	3.7	4.3				
ATTENDANCE	91100	101719				
Home games-Avg/Game	9-10122	9-11302				
Neutral site-Avg/Game	-	0-0				

Score by Periods	1st	2nd	OT	OT2	Totals
Wake Forest	598	657	10	14	1279
Opponents	640	769	10	19	1438

2015-16 Wake Forest Basketball
Wake Forest Combined Team Statistics (as of Mar 01, 2016)
All games

Overall record: 11-19 Conf: 2-16 Home: 6-9 Away: 3-9 Neutral: 2-1

##	Player	gp-gs	min	avg	Total		3-Point		F-Throw		Rebounds				pf		dq		a		to		blk		stl		pts		avg
					fg-fga	fg%	3fg-fga	3fg%	ft-fa	ft%	off	def	tot	avg															
02	Devin Thomas	28-28	854	30.5	157-285	.551	0-0	.000	126-215	.586	84	199	283	10.1	85	3	67	78	43	18	440	15.7							
13	Bryant Crawford	29-29	914	31.5	131-333	.393	53-151	.351	79-115	.687	15	73	88	3.0	87	2	127	100	6	46	394	13.6							
44	Dinos Mitoglou	30-29	720	24.0	93-215	.433	42-130	.323	55-71	.775	50	108	158	5.3	84	2	22	43	24	15	283	9.4							
00	Codi Miller-McIntyre	22-19	666	30.3	76-180	.422	13-41	.317	38-58	.655	35	59	94	4.3	60	0	87	52	2	17	203	9.2							
25	Cornelius Hudson	21-1	485	23.1	48-141	.340	22-83	.265	45-65	.692	11	59	70	3.3	41	0	29	40	4	17	163	7.8							
20	John Collins	30-1	430	14.3	80-145	.552	0-0	.000	64-92	.696	52	68	120	4.0	79	2	7	29	21	9	224	7.5							
10	Mitchell Wilbekin	30-29	845	28.2	69-199	.347	48-141	.340	29-35	.829	8	51	59	2.0	64	1	40	18	1	18	215	7.2							
04	Doral Moore	29-1	208	7.2	47-72	.653	0-0	.000	18-31	.581	34	41	75	2.6	43	1	1	25	24	6	112	3.9							
11	Greg McClinton	28-11	310	11.1	37-68	.544	0-1	.000	16-28	.571	25	41	66	2.4	37	1	7	17	4	6	90	3.2							
23	Rondale Watson	22-0	323	14.7	21-59	.356	8-29	.276	14-26	.538	4	30	34	1.5	27	0	21	16	2	13	64	2.9							
43	Trent VanHorn	18-0	224	12.4	8-26	.308	1-11	.091	13-17	.765	3	13	16	0.9	20	0	8	10	0	8	30	1.7							
45	Troy Rike	5-0	7	1.4	1-2	.500	0-0	.000	0-0	.000	0	6	6	1.2	0	0	0	0	0	0	2	0.4							
42	Gilbert McGregor	4-0	5	1.3	0-0	.000	0-0	.000	1-2	.500	0	1	1	0.3	0	0	1	1	0	1	1	0.3							
35	Stephen Prendergast	8-1	13	1.6	0-4	.000	0-1	.000	1-2	.500	0	0	0	0.0	0	0	0	2	0	1	1	0.1							
51	Grant O'Brien	10-1	44	4.4	0-8	.000	0-6	.000	1-1	1.000	0	3	3	0.3	2	0	0	0	1	0	1	0.1							
40	Anthony Bilas	2-0	1	0.5	0-0	.000	0-0	.000	0-0	.000	0	0	0	0.0	0	0	0	0	0	0	0	0.0							
52	Britton Anderson	2-0	1	0.5	0-0	.000	0-0	.000	0-0	.000	0	0	0	0.0	0	0	0	0	0	0	0	0.0							
Team											36	32	68		1		4												
Total.....		30	6050		768-1737	.442	187-594	.315	500-758	.660	357	784	1141	38.0	630	12	417	435	132	175	2223	74.1							
Opponents.....		30	6050		822-1863	.441	199-603	.330	532-719	.740	353	751	1104	36.8	633	15	380	328	115	242	2375	79.2							

TEAM STATISTICS			WF	OPP	Date	Opponent	Score	Att.
SCORING			2223	2375	11/13/15	UMBC	W 78-73	6904
Points per game			74.1	79.2	11/15/15	at Bucknell	W 90-82	3247
Scoring margin			-5.1	-	11/18/15	RICHMOND	L 82-91	7021
FIELD GOALS-ATT			768-1737	822-1863	% 11/23/15	vs Indiana	W 82-78	2400
Field goal pct			.442	.441	% 11/24/15	vs Vanderbilt	L 64-86	2400
3 POINT FG-ATT			187-594	199-603	% 11/25/15	vs UCLA	W 80-77	2400
3-point FG pct			.315	.330	11/30/15	at Rutgers	W 69-68	3817
3-pt FG made per game			6.2	6.6	12/04/15	ARKANSAS	W 88-85	9488
FREE THROWS-ATT			500-758	532-719	12/15/15	UNCG	W 81-71	7249
Free throw pct			.660	.740	12/18/15	COASTAL CAROLINA	W 83-77	8107
F-Throws made per game			16.7	17.7	12/22/15	XAVIER	L 70-78	12938
REBOUNDS			1141	1104	12/29/15	at LSU	W 77-71	12104
Rebounds per game			38.0	36.8	* 01/03/16	at Louisville	L 57-65	21302
Rebounding margin			+1.2	-	* 01/06/16	DUKE	L 75-91	13466
ASSISTS			417	380	* 01/10/16	NC STATE	W 77-74	11865
Assists per game			13.9	12.7	* 01/13/16	at Virginia Tech	L 91-93	4985
TURNOVERS			435	328	* 01/16/16	SYRACUSE	L 55-83	11592
Turnovers per game			14.5	10.9	* 01/20/16	at North Carolina	L 68-83	19053
Turnover margin			-3.6	-	* 01/23/16	at Miami	L 63-77	6928
Assist/turnover ratio			1.0	1.2	* 01/26/16	VIRGINIA	L 71-72	9221
STEALS			175	242	* 01/31/16	at Notre Dame	L 62-85	9149
Steals per game			5.8	8.1	* 02/02/16	CLEMSON	L 62-76	8716
BLOCKS			132	115	* 02/06/16	FLORIDA STATE	L 71-91	9796
Blocks per game			4.4	3.8	* 02/10/16	at Georgia Tech	L 66-71	5089
ATTENDANCE			142807	128087	* 02/13/16	at NC State	L 88-99	17074
Home games-Avg/Game			15-9520	12-10074	* 02/16/16	at Pitt	Lo2 96-101	8825
Neutral site-Avg/Game			-	3-2400	* 02/21/16	BOSTON COLLEGE	W 74-48	8542
Score by Periods			1st	2nd	OT	OT2	Totals	
Wake Forest			1063	1136	10	14	2223	
Opponents			1075	1271	10	19	2375	

* = Conference game

% = Maui Jim Maui Invitational (Lahaina, Hawaii)