



# STATE BASKETBALL

17 Conference Championships • 3 Final Fours • 2 National Championships

## 2015-16 NC State Basketball Schedule

### NOVEMBER

|          |                              |               |
|----------|------------------------------|---------------|
| 11/8/15  | CAL STATE LOS ANGELES (Exh.) | W, 71-54      |
| 11/13/15 | WILLIAM & MARY               | L, 85-68      |
| 11/15/15 | SOUTH ALABAMA !              | W, 88-70      |
| 11/18/15 | IUPUI !                      | W, 79-56      |
| 11/23/15 | vs. Arizona State %          | L, 79-76      |
| 11/24/15 | vs. #22/17 LSU %             | W, 83-72 (ot) |
| 11/27/15 | WINTHROP                     | W, 87-79      |

### DECEMBER

|          |                  |          |
|----------|------------------|----------|
| 12/1/15  | MICHIGAN         | L, 66-59 |
| 12/5/15  | BUCKNELL         | W, 99-86 |
| 12/13/15 | at South Florida | W, 65-46 |
| 12/16/15 | HIGH POINT       | W, 76-73 |
| 12/19/15 | at Missouri      | W, 73-59 |
| 12/22/15 | UNC GREENSBORO   | W, 58-52 |
| 12/29/15 | NORTHEASTERN     | W, 72-66 |

### JANUARY

|         |                        |               |
|---------|------------------------|---------------|
| 1/2/16  | at Virginia Tech *     | L, 73-68 (ot) |
| 1/6/16  | #16 LOUISVILLE *       | L, 77-72      |
| 1/10/16 | at Wake Forest *       | L, 77-74      |
| 1/13/16 | FLORIDA STATE *        | L, 85-78      |
| 1/16/16 | at #5 North Carolina * | L, 67-55      |
| 1/19/16 | at #20 Pittsburgh *    | W, 78-61      |
| 1/23/16 | #12 DUKE *             | L, 88-78      |
| 1/27/16 | GEORGIA TECH *         | L, 90-83      |
| 1/30/16 | #15 MIAMI *            | W, 85-69      |

### FEBRUARY

|         |                     |          |
|---------|---------------------|----------|
| 2/1/16  | at Florida State *  | L, 77-73 |
| 2/6/16  | at Duke *           | L, 88-80 |
| 2/13/16 | WAKE FOREST *       | W, 99-88 |
| 2/15/16 | at #7 Virginia *    | L, 73-53 |
| 2/20/16 | CLEMSON *           | W, 77-74 |
| 2/24/16 | #7 NORTH CAROLINA * | L, 80-68 |
| 2/27/16 | at Syracuse *       | L, 75-66 |

### MARCH

|             |                         |             |
|-------------|-------------------------|-------------|
| 3/2/16      | BOSTON COLLEGE *        | W, 73-72    |
| 3/5/16      | at Notre Dame *         | CBS 12 p.m. |
| March 8     | vs. Wake Forest         | 12 p.m.     |
| March 15-16 | NCAA 1st Round          | TBA         |
| March 17-20 | NCAA 2nd and 3rd Rounds | TBA         |
| March 24-27 | NCAA Regionals          | TBA         |

### APRIL

|           |                                  |     |
|-----------|----------------------------------|-----|
| April 2-4 | NCAA Final Four (Houston, Texas) | TBA |
|-----------|----------------------------------|-----|

\* ACC game ! Legends Classic

% Legends Classic (Barclays Center in Brooklyn, N.Y.)

## 2015-16 NC State Basketball



**NC State (15-15, 5-12)**  
at  
**Notre Dame (19-10, 10-7)**



**Saturday, March 5, 2016 - 12 p.m. ET**  
**Joyce Center - Notre Dame, Ind.**

**Radio:** Wolfpack Sports Network (Gary Hahn, Tony Haynes)

**TV:** CBS (Andrew Catalon, Steve Lappas)

**Twitter:** @PackMensBball | @GoPackJRat | @Mark\_Gottfried

### Regular Season Finale Set For Saturday At Notre Dame

NC State's final regular season contest is set for Saturday at noon at Notre Dame. Saturday's contest will air nationally on CBS. The Wolfpack and Irish have split the last two meetings since Notre Dame joined the ACC, with the road team winning each time.

### Opening Tip

|                          | <b>NC State</b>                           | <b>Notre Dame</b>        |
|--------------------------|---|--------------------------|
| 2015-16 Record           | 15-15 (5-12 ACC)                          | 19-10 (10-7 ACC)         |
| Head Coach               | Mark Gottfried                            | Mike Brey                |
| Career Record (Years)    | 385-222 (19th)                            | 450-225 (21st)           |
| Record at School (Years) | 107-67 (5th)                              | 351-175 (16th)           |
| Leading Scorer           | Cat Barber (23.2)                         | Demetrius Jackson (15.9) |
| Leading Rebounder        | Abdul-Malik Abu (8.6)                     | Zach Auguste (10.4)      |
| NCSU Series Record       | NC State is 4-5                           |                          |
| Last Meeting             | Notre Dame 81, NC State 78 (OT) (1/25/15) |                          |
| Series Streak            | Notre Dame 1                              |                          |

### Possible NC State Starters (based on last game)

|  | <b>Ppg</b> | <b>Rpg</b> | <b>Apg</b> | <b>Other</b> |
|--|------------|------------|------------|--------------|
| #12 - G - 'Cat' Barber (Jr. - 6-2, 190)  | 23.2       | 4.6        | 4.4        | .867 FT      |
| * 7th in nation and 1st in ACC in scoring; Owns 8 games with 30+ points; 3rd in ACC in FT%       |            |            |            |              |
| #24 - G - Maverick Rowan (Fr. - 6-7, 215)  | 12.7       | 3.7        | 0.7        | 70 3FG       |
| * Scored team-high 18 points at Syracuse; tied for 5th in ACC in 3FG made (2.31 per game)        |            |            |            |              |
| #15 - G - Cody Martin (So. - 6-7, 210)   | 6.4        | 4.2        | 2.2        | .490 FG      |
| * Started last 13 games; Can play PG, wing, or a small '4'; 1 minute older than twin Caleb       |            |            |            |              |
| #0 - F - Abdul-Malik Abu (So. - 6-8, 240)  | 12.6       | 8.6        | 1.3        | 47 dunks     |
| * 5th in ACC with 13 double-doubles; averaging 13.9 points and 9.0 rebounds in ACC play          |            |            |            |              |
| #21 - C - BeeJay Anya (Jr. - 6-9, 285)   | 4.6        | 5.3        | 0.5        | 2.37 bpg     |
| * Owns school career record for blocked shots; 7-foot-9 wingspan; has made 15 starts this season |            |            |            |              |

**2015-16 NC STATE BASKETBALL ROSTER**

| No. | Name                 | Pos. | Ht./Wt. | Yr.   | Hometown/High School (Last School)            |
|-----|----------------------|------|---------|-------|---|
| 0   | Abdul-Malik Abu      | F    | 6-8/240 | So.   | Boston, Mass./Kimball Union Academy [N.H.]    |
| 1   | Lennard Freeman      | F    | 6-9/250 | Jr.   | Washington, D.C./Oak Hill Academy [Va.]       |
| 2   | Torin Dorn           | G    | 6-6/205 | So. * | Charlotte, N.C./Vance (Charlotte)             |
| 3   | Terry Henderson      | G    | 6-5/195 | R-Jr. | Raleigh, N.C./Neuse Christian (West Virginia) |
| 4   | Chris Brickhouse     | F    | 6-5/205 | Jr.   | Raleigh, N.C./Broughton                       |
| 12  | Anthony 'Cat' Barber | G    | 6-2/190 | Jr.   | Newport News, Va./Hampton                     |
| 13  | Chris Corchiani, Jr. | G    | 6-0/180 | So.   | Raleigh, N.C./Ravenscroft                     |
| 14  | Caleb Martin         | G/F  | 6-7/215 | So.   | Mocksville, N.C./Oak Hill Academy [Va.]       |
| 15  | Cody Martin          | G/F  | 6-7/210 | So.   | Mocksville, N.C./Oak Hill Academy [Va.]       |
| 21  | BeeJay Anya          | F    | 6-9/285 | Jr.   | Washington, D.C./DeMatha Catholic             |
| 22  | Shaun Kirk           | G/F  | 6-8/195 | Fr.   | Whiteville, N.C./Whiteville                   |
| 24  | Maverick Rowan       | G/F  | 6-7/215 | Fr.   | Fort Lauderdale, Fla./Elevate                 |
| 25  | Chase Cannon         | G    | 6-5/200 | Sr.   | Morehead City, N.C./The Miller School [Va.]   |

\* - Must sit out 2015-16 season due to NCAA transfer rules and will have 3 years of eligibility remaining.

**Head Coach:** Mark Gottfried (Alabama '87)

**Associate Head Coach:** Bobby Lutz (Charlotte '80)

**Assistant Coaches:** Orlando Early (Gardner-Webb '90), Rob Moxley (Pfeiffer '94)

**Director of Operations:** Jeff Dunlap (UCLA '86)

**Video Coordinator:** Patrick McDonald (Alabama '00)

**Assistant AD for Strength and Conditioning:** Bob Alejo (Chico State '82)

**Athletic Trainer:** Ryan Holleman (Western Carolina '07)

**2015-16 Alphabetical Roster**

|    |                      |
|----|----------------------|
| 0  | Abdul-Malik Abu      |
| 21 | BeeJay Anya          |
| 12 | Anthony 'Cat' Barber |
| 4  | Chris Brickhouse     |
| 25 | Chase Cannon         |
| 13 | Chris Corchiani, Jr. |
| 2  | Torin Dorn           |
| 1  | Lennard Freeman      |
| 3  | Terry Henderson      |
| 22 | Shaun Kirk           |
| 14 | Caleb Martin         |
| 15 | Cody Martin          |
| 24 | Maverick Rowan       |

**Pronunciation Guide**

|           |                  |
|-----------|------------------|
| Abu       | (Uh-BOO)         |
| Anya      | (ON-ya)          |
| Corchiani | (CORE-chee-onni) |
| Lutz      | (LOOTS)          |
| Lennard   | (Len-NARD)       |

**THE STARTING 5 - The Top 5 Storylines For This Game****1. 'MARCH GOTTFRIED'**

"Be at your best when you best is needed." One of John Wooden's credos of competitive greatness, Mark Gottfried has in years past gotten NC State's best when needed. Under Gottfried, the Wolfpack boasts a 20-10 record during the month of March. That total includes five NCAA Tournament victories and seven ACC Tournament wins. Also, the Pack has won its last regular season home game three times in Gottfried's four years.

**2. CAT'S HISTORICAL SEASON**

Cat Barber has authored a season has had a season that's truly historic. The 6-2 junior is leading the ACC in scoring with 23.2 points per game (league-best 23.3 ppg in ACC play) and is on pace to become the second player in ACC history to average 23 ppg, 4.0 rpg and 4.0 apg (Kenny Anderson in 1990-91). Barber has a league-best eight games with 30 or more points, including six in ACC play. He averaged 23.4 points per game during the month of February, including a 38-point effort against Wake Forest and a 32-point night against UNC Chapel Hill. Additionally, he is also leading the conference in free throws made (222) and minutes per game (38.61) and is third in free throw percentage (.867) and eighth in assists (4.37).

**3. RECORD-BREAKING WOLFPACK**

BeeJay Anya, still a junior, owns an NC State career record and Cat Barber is three made free throws away from a single-season school record of his own. With 12:53 remaining in NC State's win over Boston College, Anya swatted an Eagle lay-up for his 208th career block. Thurl Bailey blocked 207 shots from 1979-83 and held the record until Anya passed his mark. Barber, with 222 made foul shots this year, is closing in on State's single-season mark of 224 (Sammy Ranzino, 1950-51).

**4. RECALLING THE LAST VISIT TO NOTRE DAME**

NC State traveled to Notre Dame in January 2014, the first year in the ACC for the Irish, and overcame strange circumstances to earn a key road victory. With a polar vortex causing temperatures to approach 30-below zero, the Wolfpack invaded the Joyce Center and won 77-70. Cat Barber scored 16 points and hit a half-court shot at the halftime buzzer. Barber, Lennard Freeman and BeeJay Anya are the only three players on the current roster who played in that game 26 months ago.

**5. POSTSEASON UPDATE**

Heading into Saturday's season finale, the Wolfpack already has its first postseason assignment. The Pack will play Tuesday, March 8 at noon against long-time rival Wake Forest in the first game of the ACC Tournament in Washington, D.C. A victory over Wake Forest would put the Wolfpack in a 2 p.m. game on Wednesday afternoon against the No. 5 seed. Starting in the league tourney, NC State will wear the 2016 adidas Made in March Uniform Collection, which features the latest adidas basketball footwear including special editions of the Crazylight Boost 2.5 Low and D Lillard 2 in team colors. The game uniforms feature the same lightweight, sweat-wicking technology used in the NBA.





## Mark Gottfried

**19th Season Overall**

**5th Season at NC State**

**385-222 (107-67 at NC State)**

- Second-fastest coach in NC State history to win 100 games at NC State (155 games).
- Has coached NC State to an NCAA Tournament berth in each of his 4 seasons in Raleigh, the Pack's first time going four times in a row since 2003-06.
- Defeated 4 current Hall of Fame coaches during the 2014-15 season, with wins over Duke's Mike Krzyzewski, Louisville's Rick Pitino, UNC's Roy Williams and Jim Boeheim of Syracuse.
- Is just 3rd coach in ACC history to take his first four teams to the NCAA Tournament. (Roy Williams, Skip Prosser)
- Won 92 games in 4 seasons at NC State, the most at NCSU over a

four-year span since 1972-76.

- One of 4 all-time ACC coaches to lead his team to the ACC Tournament semifinal round in each of his first 3 seasons.
- Won more games in his first 2 seasons with the Pack (48) than any coach in school history except Everett Case (55) in 1947 and 1948.
- Posted 24 wins and .667% winning percentage in 2011-12, which was the best all-time in the ACC for first-year head coaches.
- Is one of 14 coaches to capture a win over a team ranked No. 1 at two different schools. (3/20/04 at Alabama and 1/12/13 at NC State).
- Only 7 active coaches have taken 3 different schools to multiple NCAA Tournament appearances
- Has signed 4 McDonald's All-Americans since coming to NC State.

### 11 Seasons at Alabama (210-132 overall)

- Coached Alabama to 8 postseason appearances, including 5 consecutive NCAA tourney trips (2002-06).
- Led Alabama to a No. 1 ranking during the 2002-03 season.
- Voted 2002 SEC Coach of the Year.
- His 2003-04 Alabama squad advanced to the NCAA Elite Eight, the longest tourney run in school history.

### 3 Seasons at Murray State (68-24 overall)

- Won an OVC title in each of his 3 seasons and was OVC Coach of the Year all 3 seasons.
- Led Murray State to 3 postseason appearances, including a pair of NCAA tourney berths.
- His 1997-98 team earned the highest NCAA seed in OVC history (#9 seed).

### GOTTFRIED YEAR-BY-YEAR AS A HEAD COACH

| Year                        | School       | Record         | Conf.          | Finish   | Postseason         |
|-----------------------------|--------------|----------------|----------------|----------|--------------------|
| 1995-96                     | Murray State | 19-10          | 12-4           | 1st      | NIT 1st Rd.        |
| 1996-97                     | Murray State | 20-10          | 12-6           | 1st      | NCAA 1st Rd.       |
| 1997-98                     | Murray State | 29-4           | 16-2           | 1st      | NCAA 1st Rd.       |
| 1998-99                     | Alabama      | 17-15          | 7-11           | 5th-West | NIT 1st Rd.        |
| 1999-00                     | Alabama      | 13-16          | 6-10           | 4th-West | ---                |
| 2000-01                     | Alabama      | 25-11          | 8-8            | 3rd-West | NIT Final Four     |
| 2001-02                     | Alabama      | 27-8           | 12-4           | 1st-West | NCAA 2nd Rd.       |
| 2002-03                     | Alabama      | 17-12          | 7-9            | 4th-West | NCAA 1st Rd.       |
| 2003-04                     | Alabama      | 20-13          | 8-8            | 2nd-West | NCAA Elite Eight   |
| 2004-05                     | Alabama      | 24-8           | 12-4           | 1st-West | NCAA 1st Rd.       |
| 2005-06                     | Alabama      | 18-13          | 10-6           | 2nd-West | NCAA 2nd Rd.       |
| 2006-07                     | Alabama      | 20-12          | 7-9            | 3rd-West | NIT 1st Rd.        |
| 2007-08                     | Alabama      | 17-16          | 5-11           | 5th-West | ---                |
| 2008-09                     | Alabama      | 12-7           | 2-3            | ---      | ---                |
| 2011-12                     | NC State     | 24-13          | 9-7            | T-4th    | NCAA Sweet Sixteen |
| 2012-13                     | NC State     | 24-11          | 11-7           | T-4th    | NCAA 2nd Rd.       |
| 2013-14                     | NC State     | 22-14          | 9-9            | T-7th    | NCAA 2nd Rd.       |
| 2014-15                     | NC State     | 22-14          | 10-8           | T-6th    | NCAA Sweet Sixteen |
| 2015-16                     | NC State     | 15-15          | 5-12           | 13th     |                    |
| <b>Murray State</b>         |              | <b>68-24</b>   | <b>40-12</b>   |          |                    |
| <b>Alabama</b>              |              | <b>210-131</b> | <b>84-83</b>   |          |                    |
| <b>NC State</b>             |              | <b>107-67</b>  | <b>44-43</b>   |          |                    |
| <b>Totals (19th season)</b> |              | <b>385-222</b> | <b>168-138</b> |          |                    |

### COACHING RESUME

#### NC STATE

(2011-Present)  
RECORD: 106-67 (43-43 ACC)  
2015 Sweet Sixteen  
2012 Sweet Sixteen  
4 Seasons, 4 NCAA Tournaments

#### ALABAMA

(1999-2009)  
RECORD: 210-131 (84-83 SEC)  
2002 SEC Regular Season Champions  
2004 SEC West Champions  
2004 Elite Eight

#### MURRAY STATE

(1996-97-98)  
RECORD: 68-24 (40-12 OVC)  
1996-98 OVC Champions  
1997-98 OVC Tournament Titles

#### UCLA (Assistant Coach)

(1988-95)  
1992, 1995 Pac-10 Champions  
1995 National Champion

### POSTSEASON APPEARANCES AS A COACH

#### NC STATE

NCAA - 4

#### ALABAMA

NCAA - 5  
NIT - 3

#### MURRAY STATE

NCAA - 2  
NIT - 1

#### UCLA (assistant)

NCAA - 7

### POSTSEASON HISTORY AS A PLAYER

#### ALABAMA

NCAA - 3 Sweet Sixteens

### COACHING HONORS

2002 SEC Coach of the Year  
1996, '97, '98 OVC Coach of the Year

### EDUCATION

B.A. in Communications  
Alabama '87  
UMS-Wright Prep '82

### PLAYING EXPERIENCE

#### ALABAMA

1984-87  
ORAL ROBERTS  
1983

**THERE'S ONLY ONE CAT WITH 23 PPG / 4.0 RPG / 4.0 APG**

Cat Barber is the **only player in the nation** averaging at least 23 points, 4.0 rebounds and 4.0 assists per game. In all of college basketball **dating back to 1994**, only four other players have reached those averages in a season:

LaDrell Whitehead, Wyoming (1994-95)  
Charles Jones, Long Island (96-97, 97-98)  
Rodney Stuckey, Eastern Wash. (06-07)  
Billy Baron, Canisius (13-14)

**23 PPG / 4.5 RPG / 4.5 APG IN THE ACC**

Cat Barber would be the second player in ACC history - joining Georgia Tech great Kenny Anderson - to average 23 ppg, 4.0 rpg and 4.0 apg in a season (assists became official stat in 1984):

|                             |                 |                |                |
|-----------------------------|-----------------|----------------|----------------|
| <b>Cat Barber (2015-16)</b> | <b>23.2 ppg</b> | <b>4.6 rpg</b> | <b>4.4 apg</b> |
| Kenny Anderson (1989-90)    | 25.9 ppg        | 5.7 rpg        | 5.6 apg        |

**CAT KEEPS GOING AND GOING**

Cat Barber leads the ACC in minutes played and has been on the floor for 95.8 percent of NC State's available minutes, which **ranks second-highest in the nation**. Barber has **played 39 minutes or more in 21 games** and hasn't come out of 13 contests this season.

**AT THE LINE SHOOTING 2...CAT BARBER**

Wake Forest coach Danny Manning wasn't lying when he called Cat Barber a "tough cover." Barber slashed and darted around the Demon Deacons to the tune of 17-for-20 free throw shooting, including 17-for-18 in the second half. Barber **owns three of the ACC's top four free throw shooting performances** (19-22 vs. Winthrop, 17-20 vs. Wake Forest, 14-14 at Pittsburgh). Two more made foul shots ties him for the NC State single-season record (224, Sammy Ranzino).

**8TH IN THE NATION**

Cat Barber ranks eighth in the nation in scoring and second among all players playing for Power 5 schools. **Only Buddy Hield of Oklahoma** (25.3) averages more points than Barber.



**#14 Caleb Martin**



**#15 Cody Martin**

**THE MARTINS**

- The Martin twins, born Sept. 28, 1995
- From Mocksville, N.C.
- Both played senior HS year at Oak Hill Academy
- Cody is older by 1 minute

**Caleb:** 11.3 ppg, 4.9 rpg, .355 3FG **Cody:** 6.4 ppg, 4.2 rpg, .490 FG

-- First pair of twins for NC State men's basketball since **Jim and Joe Mills played for the Pack in 1941-42**. The Mills brothers played one season at State before leaving to play professional baseball

**4 STRAIGHT NCAA TOURNEYS**

**NC State is one of just 16 schools to play in the last 4 NCAA Tournaments. Here's the list in alpha order:**

|            |                      |                       |
|------------|----------------------|-----------------------|
| Cincinnati | Kansas               | <b>NC State (ACC)</b> |
| Duke (ACC) | Louisville (ACC)     | Ohio State            |
| Gonzaga    | Michigan State       | San Diego State       |
| Harvard    | New Mexico State     | VCU                   |
| Iowa State | North Carolina (ACC) | Wichita State         |
|            |                      | Wisconsin             |

**4 STRAIGHT NCAAS W/ 2 SWEET 16 RUNS**

|                  |                       |               |
|------------------|-----------------------|---------------|
| Duke (ACC)       | Michigan State        | Ohio State    |
| Kansas           | North Carolina (ACC)  | Wichita State |
| Louisville (ACC) | <b>NC State (ACC)</b> | Wisconsin     |

**FINISHING STRONG AT HOME**

NC State won four of its last five home games down the stretch to finish 11-7 at PNC Arena this season. The Pack is **now 62-25 at PNC Arena** under Mark Gottfried. NC State has had a winning record at home for 23 consecutive seasons.

**BEEJAY'S BLOCK PARTY**

BeeJay Anya broke Thurl Bailey's career school record for blocked shots in 24 fewer games than Bailey played

| <b>BeeJay's Record Pace</b>        | <b>Games</b> | <b>Blocks</b> |
|------------------------------------|--------------|---------------|
| 1. Thurl Bailey (1979-83)          | 123          | 207           |
| 2. <b>BeeJay Anya (2013-pres.)</b> | <b>99</b>    | <b>206</b>    |

**CAT'S CAREER**

Cat Barber now has **1,427 career points**, lifting him to 20th in NC State history. He needs 40 points to tie Scott Wood for 18th on State's all-time list. Barber is **sixth among active players (and tops among non-seniors)** in the ACC in career scoring. He is also ninth in school history in career assists.

**CAT vs. OTHER TOP PGs**

Here's how Cat Barber's numbers stack up against other top point guards from around the nation:

|                | <b>PPG</b>  | <b>RPG</b> | <b>APG</b> | <b>FG%</b>  | <b>3FG%</b> | <b>FT%</b>  |
|----------------|-------------|------------|------------|-------------|-------------|-------------|
| <b>Barber:</b> | <b>23.2</b> | <b>4.6</b> | <b>4.4</b> | <b>.431</b> | <b>.350</b> | <b>.867</b> |
| K. Dunn:       | 16.4        | 5.8        | 6.3        | .437        | .354        | .696        |
| Y. Ferrell:    | 17.1        | 3.9        | 5.5        | .458        | .428        | .813        |
| T. Ulis:       | 16.7        | 3.2        | 7.1        | .429        | .316        | .853        |
| N. Moore:      | 16.1        | 2.5        | 5.3        | .428        | .426        | .796        |
| D. Jackson:    | 15.9        | 3.4        | 4.9        | .458        | .338        | .791        |
| M. Trimble:    | 14.2        | 3.3        | 5.2        | .422        | .331        | .865        |

**FIRST 'W' WHEN DOWN AT HALF**

Down 35-31 at the half, NC State defeated Boston College on Wednesday night. It was **the first time this season the Pack overcame a halftime deficit to win**. The last time NC State trailed at half and won was in the 2015 NCAA Tournament against LSU.





## 2015-16 ACC Standings (as of Friday, March 4)

| Team                   | Overall      | ACC         |
|------------------------|--------------|-------------|
| 1. #8/8 North Carolina | 24-6         | 13-4        |
| #7/7 Miami             | 24-5         | 13-4        |
| 3. #11/NR Louisville   | 23-7         | 12-5        |
| #4/4 Virginia          | 23-6         | 12-5        |
| 5. #17/21 Duke         | 22-8         | 11-6        |
| 6. Notre Dame          | 19-10        | 10-7        |
| 7. Clemson             | 16-13        | 9-8         |
| Pittsburgh             | 20-9         | 9-8         |
| Syracuse               | 19-11        | 9-8         |
| Virginia Tech          | 17-13        | 9-8         |
| 11. Georgia Tech       | 17-13        | 7-10        |
| Florida State          | 17-12        | 7-10        |
| <b>13. NC State</b>    | <b>15-15</b> | <b>5-12</b> |
| 14. Wake Forest        | 11-19        | 2-16        |
| 15. Boston College     | 7-23         | 0-17        |

### ACC SCHEDULE (TIMES EASTERN)

#### Saturday, March 5

Clemson at Boston College - 12 p.m.

**NC State at Notre Dame - 12 p.m.**

Syracuse at Florida State - 2 p.m.

Pittsburgh at Georgia Tech - 2 p.m.

Miami at Virginia Tech - 4 p.m.

North Carolina at Duke - 6:30 p.m.

Louisville at Virginia - 8:30 p.m.

#### Tuesday, March 8 - ACC Tournament

Verizon Center - Washington, D.C.

**#12 NC State vs. #13 Wake Forest - 12 p.m.**

#11 Seed vs. #14 Boston Coll. - 2:30 p.m.

### 'MARKING' IN THE RIGHT DIRECTION

Mark Gottfried has a track record of getting his team to play its best when its best is needed. The Pack tends to trend upward as the season goes on:

|                       |              |
|-----------------------|--------------|
| ACC Play Jan. 1-29    | 18-22 (.450) |
| Games Jan. 30 Forward | 33-29 (.532) |
| Record In March       | 20-10 (.667) |

### "IN EVERY GAME"

After the game at Cameron Indoor, Duke's Mike Krzyzewski said Cat Barber "gives them a chance to win every game." Despite being 5-12 in league play, the Pack has been competitive almost every night. NC State has four league losses by five or fewer points.

### AT HALFTIME

With one more healthy player or a bounce here or there, NC State's season could be much different. Here are some notable halftime scores:

|   |
|---|
| NC State 29, UNC 29 (Jan. 16 at UNC)      |
| NC State 43, Duke 36 (Jan. 23 at PNC)     |
| NC State 31, Virginia 31 (Feb. 15 at UVa) |
| NC State 34, Va. Tech 24 (Jan. 2 at VT)   |

### LENNARD'S THE MAN OF STEEL

Lennard Freeman, a starter for 15 games, had successful surgery in May, and now has a **14-inch rod inserted in his lower right leg** to heal a fracture. He has a recurring stress reaction in his leg and will be available to play, but limited.

### MOMENTUM HEADING TO POSTSEASON

In **three of Mark Gottfried's four seasons at NC State**, the Pack has won its final regular season game. Last year, NC State beat Syracuse 71-57 in its finale and won 78-68 over Boston College the previous year. In the coach's first year at State, the Pack finished the regular season with a 70-58 win at Virginia Tech.

### LENGTH AND (LESS) WIDTH

BeeJay Anya has **lost nearly 75 pounds** since enrolling at NC State in 2013. But it's his wingspan that sets him apart. He has a measured wingspan of 7-9, **the longest wingspan recorded for a non-7-foot player in the NBA Draft Express database** for basketball prospects. Only 7-6 Mamadou N'Ddiaye (UC-Irvine) has a longer listed wingspan.

### THEY SHOULD STILL BE IN HIGH SCHOOL

Maverick Rowan, a 6-7 freshman wing, and reserve Shaun Kirk should both be preparing for their high school prom. Rowan and Kirk both classified up to the 2015 class, and could both be competing in high school ball.

### 'ROWAN-ISIMO!'

Maverick Rowan, second on NC State in scoring as a freshman, is the son of Ron Rowan, who played in the 1980s for Notre Dame and St. John's and had a long pro career overseas. Maverick's family lived in Italy until Maverick was eight years old.

## NC STATE'S RECORD WHEN...

|                                     |      |
|-------------------------------------|------|
| At Home                             | 11-7 |
| At PNC Arena                        | 11-7 |
| On Road                             | 3-7  |
| Neutral                             | 1-1  |
| In overtime                         | 1-1  |
| Against ranked teams (time of game) | 3-5  |

|                                   |     |
|-----------------------------------|-----|
| In games decided by 5 pts or less | 3-5 |
| In games decided by 6-10 pts      | 3-6 |
| In games decided by 11-20 pts     | 8-4 |
| In games decided by 21+ pts       | 1-0 |

|                  |      |
|------------------|------|
| Leading at Half  | 14-3 |
| Tied at Half     | 0-2  |
| Trailing at Half | 1-10 |

|                                 |       |
|---------------------------------|-------|
| NCSU shoots 50% or better       | 4-1   |
| NCSU shoots worse than 50%      | 11-14 |
| NCSU shoots better/same as opp. | 13-3  |
| Opp. shoots better than NCSU    | 2-12  |
| Opp. shoots 50% or better       | 1-7   |
| Opp. shoots worse than 50%      | 14-8  |

|                          |      |
|--------------------------|------|
| NCSU out-rebounds opp.   | 14-6 |
| Opp. out-rebounds NCSU   | 0-7  |
| Teams tied in rebounding | 1-2  |

|                                  |      |
|----------------------------------|------|
| NCSU shoots 70% or better on FTs | 9-6  |
| NCSU has more/same FT attempts   | 15-9 |
| Opp. has more FT attempts        | 0-6  |
| NCSU shoots 40% or better on 3s  | 7-3  |
| NCSU shoots less than 40% on 3s  | 8-13 |
| NCSU has more/same TO than opp.  | 9-9  |
| NCSU has fewer TO than opp.      | 6-6  |

|                              |     |
|------------------------------|-----|
| NCSU scores 90 pts or more   | 2-0 |
| NCSU scores 80-89 pts        | 4-2 |
| NCSU scores 70-79 pts        | 7-6 |
| NCSU scores 60-69 pts        | 1-4 |
| NCSU scores 50-59 pts        | 1-3 |
| NCSU scores less than 50 pts | 0-0 |
| Opp. scores 90-plus pts      | 0-1 |
| Opp. scores 80-89 pts        | 2-5 |
| Opp. scores 70-79 pts        | 6-7 |
| Opp. scores 60-69 pts        | 3-2 |
| Opp. scores 50-59 pts        | 3-0 |
| Opp. scores less than 50 pts | 1-0 |

|               |     |
|---------------|-----|
| On Mondays    | 0-3 |
| On Tuesdays   | 4-1 |
| On Wednesdays | 3-3 |
| On Thursdays  | 0-1 |
| On Fridays    | 1-1 |
| On Saturdays  | 5-5 |
| On Sundays    | 2-1 |

|             |     |
|-------------|-----|
| In November | 4-2 |
| In December | 6-1 |
| In January  | 2-7 |
| In February | 3-5 |
| In March    | 0-0 |
| In April    | 0-0 |

## WAITING IN THE WINGS

NC State has plenty of help for next year wearing street clothes on the bench:

### Terry Henderson - Redshirt Junior

- Was injured in season opener
- Scored 11.7 ppg at West Virginia in 2014)

### Torin Dorn - Sophomore

- Sitting out this season after transferring from Charlotte (scored 12.0 ppg)
- 2015 Conference USA Freshman of the Year

### Dennis Smith, Jr. - Freshman

- Nation's top-ranked point guard and No. 4 overall recruit in the 2016 class
- Tore ACL over the summer
- Enrolled at NC State for this semester to rehab with NC State's medical staff and start college career

## ALL-TIME TOP 25

NC State is 25th on the all-time winningest programs list for NCAA Division I. In its 106th season, NCSU has won 1,676 men's basketball games. The ACC boasts six of the top 25 teams on the victories list:

| School (Rank)        | All-Time Wins |
|----------------------|---------------|
| North Carolina (3rd) | 2,164         |
| Duke (4th)           | 2,084         |
| Syracuse (5th)       | 1,940         |
| Notre Dame (9th)     | 1,815         |
| Louisville (11th)    | 1,779         |
| NC State (25th)      | 1,676         |

## ANOTHER TOUGH SCHEDULE

Such is life in the ACC. NC State's strength of schedule is **currently ranked 23rd in the nation** and will sure rise with games against UNC and Virginia on the horizon. Here's a breakdown of NC State's schedule strength under Mark Gottfried:

### NC State's Strength of Schedule

#### Under Gottfried (ESPN.com)

|               |               |
|---------------|---------------|
| 2015-16: 39th |               |
| 2014-15: 6th  | 2013-14: 39th |
| 2012-13: 21st | 2011-12: 21st |

## FOUL SHOOTING RECORDS

Here are some updates on NC State's and Cat Barber's prolific free throw shooting:

- Barber is second in school history with 215 made FTs. The single-season school record is 224.
- The school record for foul shot attempts in a season is 335. Barber is currently 9th with 247.
- Cat Barber owns the school record for free throws made by a junior (215).

## WINNING LIKE IT'S THE 70s

Not since the NC State glory days of David Thompson has NC State won like it has the last four seasons. The Wolfpack was **92-52 in Gottfried's first four seasons**, which is the program's **highest win total for a four-year span since the Pack won 100 games from 1972-76**.

## WOLFPUUPS GAINING EXPERIENCE

The experience gained this season by the young Wolfpack squad could pay dividends for the program's future. According to the popular basketball metrics website KenPom.com, the **Wolfpack stands as the 305th most-experienced team** (or 46th least-experienced) in the country. The team, when minutes played are weighted by each player's eligibility class, averages just 1.27 years of experience. The national average is 1.70 and the average experience of the 15-team ACC is 1.48.

## PACK COACHES FIRST 4 SEASONS

Here is a breakdown of how NC State men's basketball coaches have fared through their first four seasons at State (sorted by win percentage):

| Coach                         | W-L          | Pct.        |
|-------------------------------|--------------|-------------|
| E. Case (1946-50)             | 107-22       | .829        |
| <b>M. Gottfried (2011-15)</b> | <b>92-52</b> | <b>.639</b> |
| J. Valvano (1980-84)          | 81-47        | .633        |
| N. Sloan (1966-70)            | 61-46        | .570        |
| H. Sendek (1996-00)           | 73-58        | .557        |

## THANK YOU #WPN

NC State jumped from 25th nationally in 2014 to 12th last season in average men's basketball attendance. More than 300,000 Wolfpackers crossed the turnstiles at PNC Arena last season, the highest total since the building opened for the 1999-00 season. Notably, **the Pack saw the nation's largest attendance increase**, jumping from an average of 15,043 to 16,299.



## ANYA: RIM PROTECTOR

- 2nd in ACC in blocks (2.37 bpg)
- All-time NC State career leader in blocks
- Single-game school record 10 blocks

Not only does BeeJay Anya ranks among the country's best shot blockers, but he also can change a game without recording a block.

| Game               | Blocks | Altered |
|--------------------|--------|---------|
| vs. William & Mary | 2      | 5       |
| vs. South Alabama  | 5      | 5       |
| vs. IUPUI          | 3      | 5       |
| vs. Arizona State  | 2      | 1       |
| vs. LSU            | 0      | 3       |
| vs. Winthrop       | 4      | 4       |
| vs. Michigan       | 3      | 5       |
| vs. Bucknell       | 3      | 5       |
| at USF             | 5      | 1       |
| vs. High Point     | 4      | 6       |
| at Missouri        | 1      | 1       |
| vs. UNCG           | 4      | 5       |
| vs. Northeastern   | 2      | 5       |
| at Va. Tech        | 5      | 4       |
| vs. Louisville     | 1      | 7       |
| at Wake Forest     | 2      | 2       |
| vs. Florida State  | 1      | 4       |

| Game               | Blocks    | Altered   |
|--------------------|-----------|-----------|
| at UNC             | 3         | 2         |
| at Pittsburgh      | 0         | 1         |
| vs. Duke           | 1         | 1         |
| vs. Georgia Tech   | 4         | 3         |
| vs. Miami          | 1         | 4         |
| at Florida State   | 2         | 1         |
| at Duke            | 1         | 0         |
| vs. Wake Forest    | 0         | 5         |
| at Virginia        | 4         | 1         |
| vs. Clemson        | 3         | 3         |
| vs. UNC            | 2         | 5         |
| at Syracuse        | 1         | 0         |
| vs. Boston College | 2         | 3         |
| at Notre Dame      |           |           |
| <b>TOTAL</b>       | <b>71</b> | <b>97</b> |

## CONNECT WITH THE PACK



@PackMensBball  
@Mark\_Gottfried



@PackMensBball  
@Mark\_Gottfried



NCStateHoops



NCStateBasketball  
Mark Gottfried

## Tale of the Tape

| NC State (ACC Rank) | CATEGORY                           | Notre Dame (ACC Rank) |
|---------------------|------------------------------------|-----------------------|
| 74.8 (8th)          | POINTS PER GAME                    | 76.0 (5th)            |
| 73.4 (14th)         | OPP. POINTS PER GAME               | 69.9 (7th)            |
| .430 (13th)         | FIELD GOAL PERCENTAGE              | .474 (4th)            |
| .435 (10th)         | OPP. FIELD GOAL PERCENTAGE         | .432 (9th)            |
| .342 (12th)         | 3-POINT FIELD GOAL PERCENTAGE      | .369 (4th)            |
| .369 (13th)         | OPP. 3-POINT FIELD GOAL PERCENTAGE | .382 (15th)           |
| .700 (9th)          | FREE THROW PERCENTAGE              | .734 (4th)            |
| +4.6 (5th)          | REBOUNDING MARGIN                  | +2.9 (7th)            |
| -0.83 (14th)        | TURNOVER MARGIN                    | +0.48 (9th)           |

### "Statistically, this is our most athletic team at NC State."

In the fall of 2012, NC State became the country's first college basketball team to use BAM Testing as a way to measure its players' athletic performance. Basic Athletic Measurement (BAM) Testing is the official athletic testing organization for the NBA Draft Combine, the Portsmouth Invitational, Adidas Nations and several other athletic events. The testing consists of five tests: **Standing Vertical Jump; Approach Vertical Jump; 3/4 Court Sprint; Reaction Shuttle; 4-Way Agility Drill.**

#### BAM Testing 2012-15 - Wolfpack Improvement

|                                       | 2012 | 2013 | 2014 | 2015 |
|---------------------------------------|------|------|------|------|
| Players w/ 39+ inch approach vert     | 0    | 1    | 3    | 6    |
| Players w/ 3/4 court sprint 3.197 sec | 0    | 0    | 3    | 4    |
| Players w/ reaction shuttle 2.987 sec | 2    | 4    | 6    | 6    |



#### Rankings below are measured against the 355 NBA Draft prospects at the league combine since 2009

##### CAT BARBER

- 3.15 second 3/4 court sprint  
(14th all-time among point guards and 30th all-time among all players)

##### ABDUL-MALIK ABU

- 41.5-inch approach vertical jump  
(tops all-time among power forwards)  
- 2.925 second reaction shuttle  
(2nd all-time among power forwards and 27th among all players)

##### CALEB MARTIN

- 2.735 second reaction shuttle  
(the all-time fastest time, **faster than any NBA Draft prospect since 2009**)  
- 10.89 second 4-way agility  
(27th all-time among guards and 78th all-time among all players)

##### TERRY HENDERSON

- 42-inch approach vertical jump  
(tied for 3rd among all shooting guards since 2009 & fourth all-time among all players)

## 2015-16 NC STATE HONOR ROLL

### Preseason All-ACC

Cat Barber (2nd Team Preseason All-ACC)

### Naismith Award Watch List

Cat Barber (Midseason)

### Legends Classic All-Tournament Team

Cat Barber

### ACC Player of the Week

Cat Barber (Nov. 30), (Dec. 21), (Feb. 1)

### Academic All-ACC Team

Maverick Rowan

### Double-Figure Scoring Games

Barber 28, Abu 26, Rowan 22, Caleb Martin 18, Cody Martin 6, Anya 2, Freeman 1

### Led Pack in Points (includes ties)

Barber 23, Caleb Martin 4, Rowan 3

### Led Pack in Rebounds (includes ties)

Abu 17, Anya 7, Freeman 4, Ca. Martin 4, Barber 2, Co. Martin 1, Rowan 1

### Led Pack in Assists (includes ties)

Barber 21, Cody Martin 6, Freeman 3, Caleb Martin 2, Abu 2, Anya 1

### Led Pack in Steals (includes ties)

Cody Martin 14, Caleb Martin 8, Barber 6, Anya 4, Rowan 4, Freeman 2, Abu 1

### Double-Doubles

Abu 13, Barber 1, Cody Martin 1, Freeman 1

## NC State vs. Notre Dame

### Notre Dame leads 4-5

|          |  |
|----------|--|
| 2/21/78  | Notre Dame 70, NC State 59 (at Notre Dame) |
| 2/7/79   | Notre Dame 53, NC State 52 (at Reynolds)   |
| 2/9/80   | NC State 63, Notre Dame 55 (at Notre Dame) |
| 2/14/81  | Notre Dame 71, NC State 55 (at Reynolds)   |
| 2/13/82  | NC State 62, Notre Dame 42 (at Notre Dame) |
| 2/12/83  | Notre Dame 43, NC State 42 (at Reynolds)   |
| 11/26/05 | NC State 61, Notre Dame 48 (Indianapolis)  |
| 1/7/14   | NC State 77, Notre Dame 70 (at Notre Dame) |
| 1/25/15  | Notre Dame 81, NC State 78 (OT) (at PNC)   |



## WOLFPACK IN THE ACC STATS

## TEAM STATS

| Category (Total)             | ACC Rank |
|------------------------------|----------|
| Scoring (74.8)               | 8th      |
| Scoring Defense (73.4)       | 14th     |
| FT Percentage (.700)         | 9th      |
| FG Percentage (.430)         | 13th     |
| FG Pct. Defense (.435)       | 10th     |
| 3FG Percentage (.342)        | 12th     |
| 3FG Pct. Defense (.369)      | 13th     |
| Rebounding Margin (+4.6)     | 5th      |
| Blocks (4.33)                | T-5th    |
| Assists (11.53)              | 15th     |
| Steals (4.53)                | 15th     |
| Turnover Margin (-0.83)      | 14th     |
| Assist-Turnover Ratio (1.03) | 11th     |
| 3FG Made Per Game (6.03)     | 11th     |

## PLAYER STATS

| Cat Barber             | ACC Rank |
|------------------------|----------|
| Scoring (23.2)         | 1st      |
| Assists (4.37)         | 8th      |
| FT pct. (.867)         | 3rd      |
| FTs made (222)         | 1st      |
| Minutes Played (38.63) | 1st      |

| Caleb Martin          | ACC Rank |
|-----------------------|----------|
| 3FG Made (2.37)       | 4th      |
| 3FG Percentage (.355) | 10th     |

| BeeJay Anya   | ACC Rank |
|---------------|----------|
| Blocks (2.37) | 2nd      |

| Maverick Rowan  | ACC Rank |
|-----------------|----------|
| 3FG Made (2.33) | 5th      |

| Abdul-Malik Abu           | ACC Rank |
|---------------------------|----------|
| Rebounding (8.6)          | 7th      |
| Offensive Rebounds (3.50) | 3rd      |
| Defensive Rebounds (5.13) | 9th      |

| Cody Martin   | ACC Rank |
|---------------|----------|
| Steals (1.27) | T-10th   |

## ATHLETICS COMMUNICATIONS

Basketball Contact: Josh Rattray  
 Office Phone: 919-515-1182  
 Cell Phone: 919-605-2445  
 Twitter: @gopackjrat  
 E-Mail: josh\_rattray@ncsu.edu

Press Row Phone: 919-861-6190  
 Websites: GoPack.com  
 CoachGott.com  
 MBB Twitter: @PackMensBball

## PACK ADDS TOP PG DENNIS SMITH, JR.

NC State gained some momentum for the future when it signed Dennis Smith, Jr., the nation's top point guard, to a National Letter of Intent. Smith, from Fayetteville, N.C. is ranked fourth in the Class of 2016 by both ESPN.com and Rivals, sixth by 247Sports.com and eighth by Scout. Smith averaged 22.2 points per game as a junior at Trinity Christian School last year. Smith has enrolled at NC State and is with the Pack full-time now.

## GOTTFRIED SIGNS EXTENSION

On the day of his fifth season at the school, Mark Gottfried and NC State announced a new contract that will keep the coach in Raleigh through the 2019-20 season. Gottfried's annual compensation increased from \$2.06 million to \$2.48 million.

## OUT 3 MONTHS...AND A YEAR

Originally thought to be out for 6-8 weeks, Saturday will mark three months since Terry Henderson injured his ankle during the season opener. Henderson tore a ligament in his ankle seven minutes into the season, meaning he played just seven minutes after sitting out the 2014-15 season.

## FOUR HALL OF FAME VICTORIES

Last season, in addition to the team's run to the Sweet 16, the Wolfpack defeated four coaches who are currently members of the Naismith Memorial Basketball Hall of Fame. Victories over Duke and Syracuse at home and road wins at UNC Chapel Hill and Louisville made Mark Gottfried the nation's only coach to own four wins over Hall of Fame coaches last season.

## PACK COACHES TO 100 WINS

NC State's win at Missouri was win No. 100 at NCSU for Mark Gottfried, making him the second-fastest Pack coach to reach the mark:

| Coach        | Games to 100th Win |
|--------------|--------------------|
| E. Case      | 120th game         |
| M. Gottfried | 155th game         |
| J. Valvano   | 156th game         |
| N. Sloan     | 170th game         |
| H. Sendek    | 178th game         |

## WOLFPACK STAYS 3 STRIPE

Just as this basketball season tipped off, NC State Athletics announced a six-year extension with apparel company Adidas. The contract, which runs to July 2022, is worth \$38.7 million in footwear, apparel and other financial considerations.

## NC STATE AND THE PROGRAM

When NC State had the instructors from The Program come to campus this fall, the Wolfpack players pushed themselves mentally and physically to their limits. At the end of the grueling two days, it was Caleb Martin who the instructors dubbed 'The Spartan Warrior'. Martin was lauded as the team's best leader during the two days and demonstrated teamwork and mental and physical toughness.

## THE PROGRAM

Here are some of the physical activities the Wolfpack did with the military instructors from The Program:

- different series of exercises and drills conducted in perfect precision
- drills involving 50-lb. sandbags and 7-foot-long poles
- fireman-carry suicides for 21-, 41- and 61-yard lengths done only with teammate instruction
- individual and team drills in the pool beginning at 4 a.m.



SCAN THIS QR CODE  
FOR MORE CONTENT




## WHAT DID WE LOSE FROM LAST YEAR?

NC State must replace three of its top four scorers from last season's. Trevor Lacey (2nd Team All-ACC) and Ralston Turner were the team's top scorers, followed by returnee Cat Barber and outbound transfer Kyle Washington.

- NC State lost 53% of overall scoring
- Turner and Lacey: 28.5 ppg and 72% of team's made 3FGs
- Turner and Lacey: Scored 40% of NC State's points (43% in ACC play)



**Trevor Lacey**  
15.7 ppg, .392 3FG%



**Ralston Turner**  
12.8 ppg, .367 3FG%



**Kyle Washington**  
6.8 ppg, 18 starts

## 2015-16 MISCELLANEOUS STATS

| Stat                    | NCSU | Opp. |
|-------------------------|------|------|
| Pts Per Game off TOs    | 11.5 | 11.9 |
| 2nd Chance Pts Per Game | 13.6 | 11.1 |
| Pts in Paint Per Game   | 29.5 | 29.5 |
| Fast Break Pts          | 8.5  | 11.2 |
| Bench Scoring           | 12.7 | 19.6 |

### Dunks

Abu 47, Anya 24, Co. Martin 4, Ca. Martin 4, Kirk 2, Freeman 1

### Charges Taken

Barber 13, Freeman 8, Ca. Martin 7, Co. Martin 6, Rowan 1

### Deflections (unofficial, not steals)

Ca. Martin 48, Cody Martin 42, Barber 31, Rowan 23, Anya 21, Freeman 12, Abu 6

### And 1's

Abu 16, Barber 13, Anya 11, Rowan 5, Ca. Martin 4, Freeman 3, Co. Martin 3  
**FTs on And 1: 31 of 55 (.563)**

### Control Opening Jump Ball

20 of 30 (last vs. Boston Coll.)

## #Cat12 Assist Check

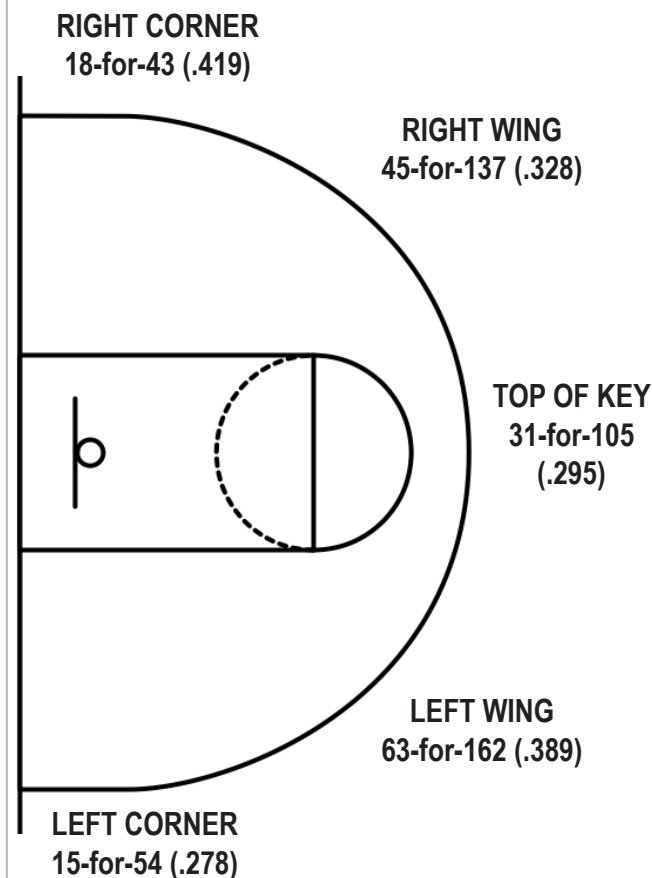
NC State point guard Cat Barber this season has 131 assists against 77 turnover this season. Here's a breakdown of Barber's assists this season:

|                         |            |
|-------------------------|------------|
| <b>Barber Assists</b>   | <b>131</b> |
| <b>Barber Turnovers</b> | <b>77</b>  |
| <b>3-Pointers</b>       | <b>55</b>  |
| <b>Lay-ups/Dunks</b>    | <b>33</b>  |

| Player             | No. | Pct. |
|--------------------|-----|------|
| To Maverick Rowan  | 46  | 35.1 |
| To Caleb Martin    | 33  | 25.2 |
| To Abdul-Malik Abu | 27  | 20.6 |
| To Cody Martin     | 9   | 6.9  |
| To Lennard Freeman | 8   | 6.1  |
| To BeeJay Anya     | 7   | 5.3  |
| To Shaun Kirk      | 1   | 0.8  |

## AROUND THE WORLD

Here is a visual of NC State's long-range shooting this season around the 3-point arc:



**Game #1 - William & Mary 85, NC State 68**  
**Nov. 13, 2015 - PNC Arena****William & Mary 85 • 1-0**

| #      | Player             | Total  |        | 3-Ptr  |             | Rebounds |    |              | PF  | TP | A TO Blk Stl |  |  |  |  | Min |
|--------|--------------------|--------|--------|--------|-------------|----------|----|--------------|-----|----|--------------|--|--|--|--|-----|
|        |                    | FG-FGA | FG-FGA | FT-FTA | Off Def Tot | PF       | TP | A TO Blk Stl |     |    |              |  |  |  |  |     |
| 00     | Dixon, Daniel      | * 7-13 | 4-9    | 1-2    | 0 3 3       | 3        | 19 | 1 4 1 0      | 32  |    |              |  |  |  |  |     |
| 04     | Prewitt, Omar      | * 5-13 | 2-5    | 5-6    | 1 5 6       | 1        | 17 | 3 2 0 2      | 32  |    |              |  |  |  |  |     |
| 25     | Tarpey, Terry      | * 4-7  | 0-1    | 3-5    | 2 6 8       | 0        | 11 | 3 2 0 5      | 30  |    |              |  |  |  |  |     |
| 31     | Sheldon, Sean      | * 3-5  | 0-0    | 2-2    | 4 4 8       | 2        | 8  | 1 4 1 0      | 22  |    |              |  |  |  |  |     |
| 34     | Cohn, David        | * 3-9  | 1-2    | 2-2    | 0 7 7       | 1        | 9  | 5 1 0 0      | 29  |    |              |  |  |  |  |     |
| 05     | Malinowski, Greg   | 3-6    | 0-3    | 0-0    | 1 1 2       | 0        | 6  | 1 0 0 2      | 18  |    |              |  |  |  |  |     |
| 10     | Burchfield, Connor | 3-3    | 2-2    | 0-0    | 0 1 1       | 2        | 8  | 0 1 0 0      | 8   |    |              |  |  |  |  |     |
| 11     | Schlotman, Michael | 0-0    | 0-0    | 0-0    | 0 2 2       | 1        | 0  | 2 0 0 1      | 11  |    |              |  |  |  |  |     |
| 41     | Whitman, Jack      | 2-3    | 0-0    | 0-0    | 0 1 1       | 5        | 4  | 0 0 0 0      | 9   |    |              |  |  |  |  |     |
| 50     | Seacat, Hunter     | 1-1    | 0-0    | 1-2    | 0 0 0       | 2        | 3  | 0 0 0 0      | 9   |    |              |  |  |  |  |     |
| Team   |                    |        |        |        | 3 1 4       |          |    |              |     |    |              |  |  |  |  |     |
| Totals |                    | 31-60  | 9-22   | 14-19  | 11 31 42    | 17       | 85 | 16 14 2 10   | 200 |    |              |  |  |  |  |     |

FG % 1st Half: 16-30 53.3% 2nd half: 15-30 50.0% Game: 31-60 51.7% Deadball Rebound 1  
3FG % 1st Half: 7-13 53.8% 2nd half: 2-9 22.2% Game: 9-22 40.9%  
FT % 1st Half: 12-16 75.0% 2nd half: 2-3 66.7% Game: 14-19 73.7%

**NC State 68 • 0-1**

| #      | Player           | Total  |        | 3-Ptr  |             | Rebounds |    |              | PF  | TP | A TO Blk Stl |  |  |  |  | Min |
|--------|------------------|--------|--------|--------|-------------|----------|----|--------------|-----|----|--------------|--|--|--|--|-----|
|        |                  | FG-FGA | FG-FGA | FT-FTA | Off Def Tot | PF       | TP | A TO Blk Stl |     |    |              |  |  |  |  |     |
| 00     | Abu, Abdul-Malik | * 8-16 | 0-0    | 1-2    | 3 3 6       | 3        | 17 | 4 1 0 1      | 30  |    |              |  |  |  |  |     |
| 01     | Freeman, Lennard | * 0-0  | 0-0    | 0-0    | 1 3 4       | 1        | 0  | 1 0 0 0      | 13  |    |              |  |  |  |  |     |
| 03     | Henderson, Terry | * 0-3  | 0-1    | 0-0    | 1 0 1       | 1        | 0  | 0 1 0 0      | 7   |    |              |  |  |  |  |     |
| 12     | Barber, Anthony  | * 4-16 | 0-3    | 3-4    | 3 2 5       | 2        | 11 | 6 1 0 1      | 40  |    |              |  |  |  |  |     |
| 14     | Martin, Caleb    | * 8-17 | 5-10   | 0-0    | 2 1 3       | 2        | 21 | 2 3 2 4      | 38  |    |              |  |  |  |  |     |
| 15     | Martin, Cody     | 0-3    | 0-0    | 0-0    | 2 3 5       | 2        | 0  | 2 2 1 0      | 16  |    |              |  |  |  |  |     |
| 21     | Anyia, BeeJay    | 1-1    | 0-0    | 1-5    | 0 6 6       | 2        | 3  | 0 0 2 1      | 22  |    |              |  |  |  |  |     |
| 24     | Rowan, Maverick  | 6-15   | 1-8    | 3-3    | 1 2 3       | 4        | 16 | 0 2 0 1      | 34  |    |              |  |  |  |  |     |
| Team   |                  |        |        |        | 3 2 5       |          |    |              |     |    |              |  |  |  |  |     |
| Totals |                  | 27-71  | 6-22   | 8-14   | 16 22 38    | 17       | 68 | 15 10 5 8    | 200 |    |              |  |  |  |  |     |

FG % 1st Half: 14-40 35.0% 2nd half: 13-31 41.9% Game: 27-71 38.0% Deadball Rebound 3  
3FG % 1st Half: 4-14 28.6% 2nd half: 2-8 25.0% Game: 6-22 27.3%  
FT % 1st Half: 3-6 50.0% 2nd half: 5-8 62.5% Game: 8-14 57.1%

Officials: Roger Ayers, Ray Styons, Andrew Marotta  
Technical fouls: William & Mary-None. NC State-None.  
Attendance: 16377  
Fouled out: W&M: #41 Whitman, J. at 6:15 in 2nd half

| Score by periods | 1st | 2nd | Total | Points | In | Off | 2nd | Fast | Bench |
|------------------|-----|-----|-------|--------|----|-----|-----|------|-------|
| William & Mary   | 51  | 34  | 85    | WT     | 40 | 14  | 11  | 17   | 21    |
| NC State         | 35  | 33  | 68    | ST     | 28 | 13  | 14  | 4    | 19    |

**Game #3 - NC State 79, IUPUI 56**  
**Nov. 18, 2015 - PNC Arena****IUPUI 56 • 1-2**

| #      | Player               | Total  |        | 3-Ptr  |             | Rebounds |    |              | PF  | TP | A TO Blk Stl |  |  |  |  | Min |
|--------|----------------------|--------|--------|--------|-------------|----------|----|--------------|-----|----|--------------|--|--|--|--|-----|
|        |                      | FG-FGA | FG-FGA | FT-FTA | Off Def Tot | PF       | TP | A TO Blk Stl |     |    |              |  |  |  |  |     |
| 00     | Combs, Darell        | * 1-11 | 0-3    | 3-4    | 0 1 1       | 4        | 5  | 5 3 0 1      | 28  |    |              |  |  |  |  |     |
| 02     | Archie, Mason        | * 4-13 | 3-8    | 0-0    | 0 3 3       | 4        | 11 | 0 0 0 0      | 32  |    |              |  |  |  |  |     |
| 15     | O'Leary, Matt        | * 6-11 | 4-8    | 1-1    | 2 4 6       | 4        | 17 | 0 3 0 3      | 30  |    |              |  |  |  |  |     |
| 22     | Barksdale, Marcellus | * 1-5  | 0-0    | 2-2    | 2 4 6       | 5        | 4  | 1 3 0 2      | 26  |    |              |  |  |  |  |     |
| 33     | Osborne, Nick        | * 2-6  | 0-0    | 0-0    | 2 5 7       | 4        | 4  | 0 2 1 0      | 16  |    |              |  |  |  |  |     |
| 01     | Henderson, T.J.      | 3-5    | 1-2    | 0-0    | 0 1 1       | 5        | 7  | 3 1 1 0      | 23  |    |              |  |  |  |  |     |
| 05     | Svete, Leo           | 1-4    | 1-3    | 0-0    | 0 1 1       | 1        | 3  | 0 0 0 0      | 9   |    |              |  |  |  |  |     |
| 20     | Sinn, Grant          | 0-1    | 0-1    | 0-0    | 0 0 0       | 0        | 0  | 0 0 0 0      | 1   |    |              |  |  |  |  |     |
| 24     | Hall, Evan           | 0-1    | 0-0    | 0-0    | 0 2 2       | 5        | 0  | 0 0 0 0      | 12  |    |              |  |  |  |  |     |
| 31     | Hubler, John         | 0-0    | 0-0    | 1-3    | 0 0 0       | 0        | 1  | 0 0 0 0      | 2   |    |              |  |  |  |  |     |
| 45     | Brennan, Aaron       | 2-3    | 0-0    | 0-1    | 1 3 4       | 2        | 4  | 0 1 0 0      | 21  |    |              |  |  |  |  |     |
| Team   |                      |        |        |        | 3 3 6       |          |    |              |     |    |              |  |  |  |  |     |
| Totals |                      | 20-60  | 9-25   | 7-11   | 10 27 37    | 34       | 56 | 9 13 2 6     | 200 |    |              |  |  |  |  |     |

FG % 1st Half: 11-29 37.9% 2nd half: 9-31 29.0% Game: 20-60 33.3% Deadball Rebound 2  
3FG % 1st Half: 5-13 38.5% 2nd half: 4-12 33.3% Game: 9-25 36.0%  
FT % 1st Half: 0-1 0.0% 2nd half: 7-10 70.0% Game: 7-11 63.6%

**NC State 79 • 2-1**

| #      | Player               | Total  |        | 3-Ptr  |             | Rebounds |    |              | PF  | TP | A TO Blk Stl |  |  |  |  | Min |
|--------|----------------------|--------|--------|--------|-------------|----------|----|--------------|-----|----|--------------|--|--|--|--|-----|
|        |                      | FG-FGA | FG-FGA | FT-FTA | Off Def Tot | PF       | TP | A TO Blk Stl |     |    |              |  |  |  |  |     |
| 00     | Abu, Abdul-Malik     | * 4-9  | 0-0    | 6-11   | 3 6 9       | 1        | 14 | 1 2 2 0      | 31  |    |              |  |  |  |  |     |
| 01     | Freeman, Lennard     | * 3-3  | 0-0    | 1-3    | 3 3 6       | 2        | 7  | 0 2 1 0      | 22  |    |              |  |  |  |  |     |
| 12     | Barber, Anthony      | * 5-16 | 0-1    | 9-11   | 0 4 4       | 3        | 19 | 3 2 1 0      | 37  |    |              |  |  |  |  |     |
| 14     | Martin, Caleb        | * 5-15 | 2-8    | 3-5    | 3 4 7       | 3        | 15 | 2 1 1 1      | 35  |    |              |  |  |  |  |     |
| 24     | Rowan, Maverick      | * 5-12 | 4-9    | 1-3    | 2 5 7       | 2        | 15 | 1 2 0 0      | 33  |    |              |  |  |  |  |     |
| 04     | Brickhouse, Chris    | 0-0    | 0-0    | 0 0 0  | 0 0 0       | 0        | 0  | 0 0 0 0      | 1   |    |              |  |  |  |  |     |
| 13     | Corchiani Jr., Chris | 0-0    | 0-0    | 0 0 0  | 0 0 0       | 0        | 0  | 0 0 0 0      | 1   |    |              |  |  |  |  |     |
| 15     | Martin, Cody         | 1-1    | 0-0    | 2-3    | 2 2 4       | 1        | 4  | 4 1 0 0      | 16  |    |              |  |  |  |  |     |
| 21     | Anyia, BeeJay        | 1-1    | 0-0    | 1-3    | 0 5 5       | 3        | 3  | 0 1 3 2      | 21  |    |              |  |  |  |  |     |
| 22     | Kirk, Shaun          | 1-1    | 0-0    | 0-0    | 0 0 0       | 2        | 2  | 0 0 0 0      | 2   |    |              |  |  |  |  |     |
| 25     | Cannon, Chase        | 0-3    | 0-1    | 0-0    | 1 1 2       | 0        | 0  | 0 0 0 0      | 1   |    |              |  |  |  |  |     |
| Team   |                      |        |        |        | 6 2 8       |          |    |              |     |    |              |  |  |  |  |     |
| Totals |                      | 25-61  | 6-19   | 23-39  | 20 32 52    | 17       | 79 | 11 11 8 3    | 200 |    |              |  |  |  |  |     |

FG % 1st Half: 14-31 45.2% 2nd half: 11-30 36.7% Game: 25-61 41.0% Deadball Rebound 5  
3FG % 1st Half: 3-10 30.0% 2nd half: 3-9 33.3% Game: 6-19 31.6%  
FT % 1st Half: 7-16 43.8% 2nd half: 16-23 69.6% Game: 23-39 59.0%

Officials: Les Jones, William Humes, Tim Ebersole  
Technical fouls: IUPUI-None. NC State-None.  
Attendance: 14660  
Fouled out: IUPUI: #1 Henderson, T. at 9:12 in 2nd half  
#24 Hall, E. at 5:25 in 2nd half  
#22 Barksdale, M. at 1:25 in 2nd half

| Score by periods | 1st | 2nd | Total | Points | In | Off | 2nd | Fast | Bench |
|------------------|-----|-----|-------|--------|----|-----|-----|------|-------|
| IUPUI            | 27  | 29  | 56    | IUPUI  | 12 | 2   | 11  | 9    | 15    |
| NC State         | 38  | 41  | 79    | ST     | 32 | 19  | 17  | 14   | 9     |

**Game #2 - NC State 88, South Alabama 70**  
**Nov. 15, 2015 - PNC Arena****South Alabama 70 • 1-1**

| #      | Player              | Total  |        | 3-Ptr  |             | Rebounds |    |              | PF  | TP | A TO Blk Stl |  |  |  |  | Min |
|--------|---------------------|--------|--------|--------|-------------|----------|----|--------------|-----|----|--------------|--|--|--|--|-----|
|        |                     | FG-FGA | FG-FGA | FT-FTA | Off Def Tot | PF       | TP | A TO Blk Stl |     |    |              |  |  |  |  |     |
| 01     | Williams, Ken       | * 3-15 | 2-8    | 0-0    | 2 3 5       | 0        | 8  | 3 1 0 2      | 28  |    |              |  |  |  |  |     |
| 04     | Stevens, Barrington | * 4-8  | 2-4    | 0-0    | 0 1 1       | 0        | 10 | 2 1 0 0      | 23  |    |              |  |  |  |  |     |
| 10     | Boyanov, Georgi     | * 0-4  | 0-1    | 2-2    | 1 7 8       | 3        | 2  | 0 0 0 0      | 23  |    |              |  |  |  |  |     |
| 11     | Marijan, Nikola     | * 0-0  | 0-0    | 1-3    | 1 1 2       | 5        | 1  | 0 3 0 0      | 16  |    |              |  |  |  |  |     |
| 24     | Stover, Nick        | * 0-6  | 0-2    | 1-3    | 0 0 0       | 3        | 1  | 1 2 1 1      | 15  |    |              |  |  |  |  |     |
| 00     | Calhoun, Shaq       | 2-5    | 1-2    | 0-0    | 0 1 1       | 3        | 5  | 2 0 0 0      | 9   |    |              |  |  |  |  |     |
| 02     | Johnson, Taishaun   | 5-12   | 0-4    | 8-9    | 3 4 7       | 3        | 18 | 1 2 0 0      | 22  |    |              |  |  |  |  |     |
| 05     | Muepokelly, Don     | 4-9    | 1-2    | 0-0    | 4 1 5       | 4        | 9  | 0 0 1 1      | 27  |    |              |  |  |  |  |     |
| 20     | Whittingham, Tafari | 1-7    | 1-1    | 3-8    | 2 0 2       | 1        | 6  | 0 1 0 1      | 17  |    |              |  |  |  |  |     |
| 22     | Brown, John         | 4-7    | 2-2    | 0-0    | 2 5 7       | 2        | 10 | 0 0 0 0      | 20  |    |              |  |  |  |  |     |
| Team   |                     |        |        |        | 3 1 4       |          |    |              |     |    |              |  |  |  |  |     |
| Totals |                     | 23-73  | 9-26   | 15-25  | 18 24 42    | 24       | 70 | 9 10 2 5     | 200 |    |              |  |  |  |  |     |

FG % 1st Half: 11-33 33.3% 2nd half: 12-40 30.0% Game: 23-73 31.5% Deadball Rebound 5  
3FG % 1st Half: 4-12 33.3% 2nd half: 5-14 35.7% Game: 9-26 34.6%  
FT % 1st Half: 8-13 61.5% 2nd half: 7-12 58.3% Game: 15-25 60.0%

**NC State 88 • 1-1**

| #      | Player               | Total  |        | 3-Ptr  |     | Rebounds |     |    | PF | TP | A TO Blk Stl |   |    |     |    | Min |
|--------|----------------------|--------|--------|--------|-----|----------|-----|----|----|----|--------------|---|----|-----|----|-----|
|        |                      | FG-FGA | FG-FGA | FT-FTA | Off | Def      | Tot |    |    |    |              |   |    |     |    |     |
| 00     | Abu, Abdul-Malik     | * 5-9  | 0-0    | 4-7    | 3   | 3        | 6   | 4  | 14 | 2  | 2            | 0 | 0  | 0   | 20 |     |
| 01     | Freeman, Lennard     | * 2-5  | 0-0    | 1-2    | 2   | 11       | 13  | 4  | 5  | 1  | 3            | 0 | 0  | 0   | 29 |     |
| 12     | Barber, Anthony      | * 3-11 | 0-1    | 11-12  | 2   | 10       | 12  | 3  | 17 | 8  | 5            | 0 | 1  | 39  |    |     |
| 14     | Martin, Caleb        | * 7-10 | 4-6    | 1-1    | 0   | 6        | 6   | 2  | 19 | 0  | 2            | 0 | 0  | 37  |    |     |
| 24     | Rowan, Maverick      | * 5-10 | 2-6    | 3-4    | 0   | 1        | 1   | 4  | 15 | 0  | 0            | 0 | 1  | 26  |    |     |
| 04     | Brickhouse, Chris    | 0-0    | 0-0    | 0-0    | 0   | 0        | 0   | 0  | 0  | 0  | 0            | 0 | 0  | 1   |    |     |
| 13     | Corchiani Jr., Chris | 1-1    | 0-0    | 0-0    | 0   | 0        | 0   | 0  | 2  | 0  | 0            | 0 | 0  | 1   |    |     |
| 15     | Martin, Cody         | 3-5    | 0-1    | 2-2    | 1   | 1        | 2   | 1  | 8  | 0  | 0            | 0 | 1  | 19  |    |     |
| 21     | Anyia, BeeJay        | 3-4    | 0-0    | 2-6    | 1   | 4        | 5   | 8  | 3  | 2  | 5            | 1 | 25 |     |    |     |
| 22     | Kirk, Shaun          | 0-1    | 0-1    | 0-0    | 0   | 0        | 0   | 0  | 0  | 0  | 0            | 0 | 0  | 2   |    |     |
| 25     | Cannon, Chase        | 0-1    | 0-1    | 0-0    | 0   | 0        | 0   | 0  | 0  | 0  | 0            | 0 | 0  | 1   |    |     |
|        | Team                 |        |        |        | 1   | 1        | 2   |    |    |    |              |   |    |     |    |     |
| Totals |                      | 29-57  | 6-16   | 24-34  | 10  | 37       | 47  | 23 | 88 | 14 | 14           | 5 | 4  | 200 |    |     |

# 2015-16 Wolfpack Basketball

@PackMensBball

## Game #5 - NC State 83, #22/17 LSU 72 (OT)

Nov. 24, 2015 - Brooklyn, N.Y.

### LSU 72 • 3-2

| ##     | Player               |   | Total  |        | 3-Ptr  |     | Rebounds |     |    | PF | TP | A  | TO | Blk | Stl | Min |
|--------|----------------------|---|--------|--------|--------|-----|----------|-----|----|----|----|----|----|-----|-----|-----|
|        |                      |   | FG-FGA | FG-FGA | FT-FTA | Off | Def      | Tot |    |    |    |    |    |     |     |     |
| 25     | SIMMONS, Ben         | f | 1-6    | 0-0    | 2-5    | 3   | 11       | 14  | 5  | 4  |    | 10 | 0  | 3   | 3   | 40- |
| 02     | ROBINSON III, Elbert | c | 2-4    | 0-0    | 0-0    | 2   | 2        | 4   | 4  | 4  |    | 0  | 3  | 1   | 0   | 21  |
| 03     | BLAKENEY, Antonio    | g | 4-17   | 3-11   | 0-0    | 0   | 3        | 3   | 0  | 11 |    | 1  | 2  | 0   | 1   | 34  |
| 15     | PATTERSON, Jaly      | g | 3-5    | 1-3    | 0-0    | 0   | 0        | 0   | 3  | 7  |    | 1  | 2  | 0   | 2   | 16  |
| 55     | QUARTERMAN, Tim      | g | 7-20   | 3-7    | 2-3    | 4   | 5        | 9   | 2  | 19 |    | 2  | 1  | 0   | 0   | 38  |
| 00     | SAMPSON, Brandon     |   | 7-12   | 4-9    | 0-0    | 1   | 2        | 3   | 0  | 18 |    | 1  | 1  | 0   | 1   | 25  |
| 05     | GRAY, Josh           |   | 2-11   | 0-3    | 0-0    | 1   | 1        | 2   | 4  | 4  |    | 2  | 2  | 1   | 1   | 26  |
| 20     | BRIDGEWATER, Brian   |   | 2-2    | 0-0    | 1-2    | 1   | 3        | 4   | 4  | 5  |    | 0  | 1  | 0   | 1   | 24  |
| 21     | EPPS, Aaron          |   | 0-0    | 0-0    | 0-0    | 0   | 0        | 0   | 1  | 0  |    | 0  | 0  | 0   | 0   | 1   |
|        | Team                 |   |        |        |        | 0   | 2        | 2   |    |    |    |    |    |     |     |     |
| Totals |                      |   | 28-77  | 11-33  | 5-10   | 12  | 29       | 41  | 23 | 72 |    | 17 | 12 | 5   | 9   | 225 |

FG % 1st Half: 13-31 41.9% 2nd half: 12-37 32.4% OT: 3-9 33.3% Game: 28-77 36.4% Deadba  
3FG % 1st Half: 3-13 23.1% 2nd half: 7-16 43.8% OT: 1-4 25.0% Game: 11-33 33.3% Rebound  
FT % 1st Half: 2-3 66.7% 2nd half: 3-7 42.9% OT: 0-0 0.0% Game: 5-10 50.0%

### NC State 83 • 3-2

| ##     | Player           |   | Total  |        | 3-Ptr  |     | Rebounds |     |    | PF | TP | A  | TO | Blk | Stl | Min |
|--------|------------------|---|--------|--------|--------|-----|----------|-----|----|----|----|----|----|-----|-----|-----|
|        |                  |   | FG-FGA | FG-FGA | FT-FTA | Off | Def      | Tot |    |    |    |    |    |     |     |     |
| 00     | Abu, Abdul-Malik | f | 6-14   | 0-0    | 3-6    | 3   | 9        | 12  | 1  | 15 |    | 1  | 1  | 0   | 0   | 29  |
| 01     | Freeman, Lennard | f | 1-2    | 0-0    | 2-2    | 3   | 1        | 4   | 3  | 4  |    | 1  | 2  | 0   | 0   | 19  |
| 24     | Rowan, Maverick  | f | 3-11   | 2-7    | 2-2    | 2   | 2        | 4   | 1  | 10 |    | 2  | 1  | 0   | 0   | 39  |
| 12     | Barber, Anthony  | g | 4-12   | 0-0    | 12-12  | 0   | 7        | 7   | 0  | 20 |    | 7  | 1  | 0   | 1   | 43  |
| 14     | Martin, Caleb    | g | 6-18   | 4-10   | 0-0    | 0   | 9        | 9   | 2  | 16 |    | 3  | 4  | 1   | 1   | 37  |
| 15     | Martin, Cody     |   | 6-10   | 0-0    | 2-3    | 6   | 4        | 10  | 2  | 14 |    | 4  | 2  | 1   | 4   | 37  |
| 21     | Any, BeeJay      |   | 1-1    | 0-0    | 2-4    | 1   | 2        | 3   | 2  | 4  |    | 0  | 0  | 0   | 0   | 21  |
|        | Team             |   |        |        |        | 1   | 4        | 5   |    |    |    |    |    |     |     |     |
| Totals |                  |   | 27-68  | 6-17   | 23-29  | 16  | 38       | 54  | 11 | 83 |    | 18 | 14 | 2   | 6   | 225 |

FG % 1st Half: 13-32 40.6% 2nd half: 10-29 34.5% OT: 4-7 57.1% Game: 27-68 39.7% Deadba  
3FG % 1st Half: 3-7 42.9% 2nd half: 2-9 22.2% OT: 1-1 100.0% Game: 6-17 35.3% Rebound  
FT % 1st Half: 4-4 100.0% 2nd half: 10-15 66.7% OT: 9-10 90.0% Game: 23-29 79.3%

Officials: Brian O'Connell, Guy Pagano, Tom Courtney  
Technical fouls: LSU-None. NC State-None.  
Attendance: 4775  
2015 FanDuel Legends Classic Consolation Game

| Score by periods | 1st | 2nd | OT | Total |
|------------------|-----|-----|----|-------|
| LSU              | 31  | 34  | 7  | 72    |
| NC State         | 33  | 32  | 18 | 83    |

|     | Points | In    | Off | 2nd    | Fast  | Bench |
|-----|--------|-------|-----|--------|-------|-------|
| LSU | 30     | Paint | T/O | Chance | Break |       |
| ST  | 32     | 14    | 12  | 18     | 27    | 18    |

## Game #7 - Michigan 66, NC State 59

Dec. 1, 2015 - PNC Arena

### Michigan 66 • 5-2

| ##     | Player              |   | Total  |        | 3-Ptr  |     | Rebounds |     |    | PF | TP | A  | TO | Blk | Stl | Min |
|--------|---------------------|---|--------|--------|--------|-----|----------|-----|----|----|----|----|----|-----|-----|-----|
|        |                     |   | FG-FGA | FG-FGA | FT-FTA | Off | Def      | Tot |    |    |    |    |    |     |     |     |
| 10     | Walton Jr., Derrick | * | 1-1    | 0-0    | 2-2    | 0   | 2        | 2   | 0  | 4  |    | 2  | 2  | 0   | 1   | 13  |
| 02     | Irvin, Zak          | * | 3-11   | 1-6    | 0-0    | 1   | 4        | 5   | 2  | 7  |    | 4  | 1  | 0   | 0   | 37  |
| 23     | LeVert, Caris       | * | 4-10   | 1-4    | 9-10   | 0   | 9        | 9   | 2  | 18 |    | 7  | 2  | 1   | 0   | 37  |
| 24     | Dawkins, Aubrey     | * | 1-3    | 0-0    | 0-0    | 0   | 0        | 0   | 3  | 2  |    | 0  | 1  | 0   | 0   | 15  |
| 32     | Doyle, Ricky        | * | 3-4    | 0-0    | 0-0    | 0   | 4        | 4   | 2  | 6  |    | 0  | 3  | 1   | 0   | 16  |
| 02     | Albrecht, Spike     |   | 0-0    | 0-0    | 0-0    | 0   | 0        | 0   | 1  | 0  |    | 1  | 0  | 0   | 0   | 5   |
| 03     | Chatman, Kameron    |   | 0-0    | 0-0    | 0-0    | 0   | 1        | 1   | 2  | 0  |    | 1  | 0  | 0   | 0   | 5   |
| 05     | Wilson, D.J.        |   | 0-0    | 0-0    | 0-0    | 0   | 0        | 0   | 0  | 0  |    | 0  | 0  | 0   | 0   | 1   |
| 12     | Abdur-Rahkman, M-A  |   | 2-4    | 0-2    | 0-0    | 0   | 4        | 4   | 1  | 4  |    | 0  | 0  | 0   | 1   | 25  |
| 13     | Wagner, Moritz      |   | 4-7    | 0-1    | 0-1    | 1   | 1        | 2   | 4  | 8  |    | 0  | 2  | 0   | 0   | 23  |
| 22     | Robinson, Duncan    |   | 6-8    | 5-7    | 0-0    | 0   | 3        | 3   | 3  | 17 |    | 0  | 0  | 0   | 1   | 23  |
|        | Team                |   |        |        |        | 0   | 2        | 2   |    |    |    |    |    |     |     |     |
| Totals |                     |   | 24-48  | 7-20   | 11-13  | 2   | 30       | 32  | 20 | 66 |    | 15 | 11 | 2   | 3   | 200 |

FG % 1st Half: 13-24 54.2% 2nd half: 11-24 45.8% Game: 24-48 50.0% Deadba  
3FG % 1st Half: 4-10 40.0% 2nd half: 3-10 30.0% Game: 7-20 35.0% Rebound  
FT % 1st Half: 4-4 100.0% 2nd half: 7-9 77.8% Game: 11-13 84.6%

### NC State 59 • 4-3

| ##     | Player           |   | Total  |        | 3-Ptr  |     | Rebounds |     |    | PF | TP | A | TO | Blk | Stl | Min |
|--------|------------------|---|--------|--------|--------|-----|----------|-----|----|----|----|---|----|-----|-----|-----|
|        |                  |   | FG-FGA | FG-FGA | FT-FTA | Off | Def      | Tot |    |    |    |   |    |     |     |     |
| 00     | Abu, Abdul-Malik | * | 0-6    | 0-0    | 2-2    | 0   | 1        | 1   | 1  | 2  |    | 0 | 0  | 0   | 0   | 13  |
| 01     | Freeman, Lennard | * | 0-3    | 0-0    | 0-0    | 4   | 2        | 6   | 1  | 0  |    | 1 | 0  | 0   | 1   | 20  |
| 12     | Barber, Anthony  | * | 6-13   | 0-1    | 4-4    | 1   | 2        | 3   | 5  | 16 |    | 4 | 1  | 0   | 0   | 36  |
| 14     | Martin, Caleb    | * | 5-12   | 3-9    | 6-6    | 3   | 4        | 7   | 2  | 19 |    | 1 | 1  | 0   | 1   | 38  |
| 24     | Rowan, Maverick  | * | 1-11   | 1-6    | 2-2    | 1   | 6        | 7   | 3  | 5  |    | 1 | 2  | 0   | 2   | 35  |
| 15     | Martin, Cody     |   | 3-7    | 0-0    | 2-4    | 0   | 2        | 2   | 1  | 8  |    | 1 | 0  | 0   | 1   | 28  |
| 21     | Any, BeeJay      |   | 4-5    | 0-0    | 1-6    | 2   | 5        | 7   | 2  | 9  |    | 0 | 2  | 3   | 0   | 28  |
| 22     | Kirk, Shaun      |   | 0-1    | 0-1    | 0-0    | 0   | 0        | 0   | 2  | 0  |    | 0 | 1  | 0   | 1   | 2   |
|        | Team             |   |        |        |        | 2   | 1        | 3   |    |    |    |   |    |     |     |     |
| Totals |                  |   | 19-58  | 4-17   | 17-24  | 13  | 23       | 36  | 17 | 59 |    | 8 | 7  | 3   | 6   | 200 |

FG % 1st Half: 11-29 37.9% 2nd half: 8-29 27.6% Game: 19-58 32.8% Deadba  
3FG % 1st Half: 3-11 27.3% 2nd half: 1-6 16.7% Game: 4-17 23.5% Rebound  
FT % 1st Half: 1-3 33.3% 2nd half: 16-21 76.2% Game: 17-24 70.8%

Officials: Jamie Luckie, Mike Eades, Bill Covington  
Technical fouls: Michigan-None. NC State-None.  
Attendance: 17645  
Fouled out: NCSU: #12 Barber, A. @ 0:17.4 in 2nd half

| Score by periods | 1st | 2nd | Total |
|------------------|-----|-----|-------|
| Michigan         | 34  | 32  | 66    |
| NC State         | 26  | 33  | 59    |

|      | Points | In    | Off | 2nd    | Fast  | Bench |
|------|--------|-------|-----|--------|-------|-------|
| MICH | 28     | Paint | T/O | Chance | Break |       |
| ST   | 18     | 7     | 0   | 11     | 7     | 17    |

Last FG - MICH 2nd-02:12, ST 2nd-00:01.  
Largest lead - MICH by 15 2nd-14:27, ST by 5 1st-18:23.  
MICH led for 28:20. ST led for 10:05. Game was tied for 01:30.

Score tied - 1 time.  
Lead changed - 5 times.

## Game #6 - NC State 87, Winthrop 79

Nov. 27, 2015 - PNC Arena

### Winthrop 79 • 4-1

| ##     | Player            |   | Total  |        | 3-Ptr  |     | Rebounds |     |    | PF | TP | A  | TO | Blk | Stl | Min |
|--------|-------------------|---|--------|--------|--------|-----|----------|-----|----|----|----|----|----|-----|-----|-----|
|        |                   |   | FG-FGA | FG-FGA | FT-FTA | Off | Def      | Tot |    |    |    |    |    |     |     |     |
| 05     | Johnson, Keon     | * | 4-12   | 3-6    | 4-4    | 0   | 2        | 2   | 4  | 15 |    | 1  | 1  | 0   | 0   | 32  |
| 12     | Cooks, Xavier     | * | 4-7    | 0-2    | 2-3    | 1   | 2        | 3   | 5  | 10 |    | 3  | 1  | 0   | 0   | 23  |
| 13     | Broman, Bjorn     | * | 4-10   | 2-6    | 0-0    | 1   | 2        | 3   | 4  | 10 |    | 3  | 1  | 0   | 0   | 36  |
| 25     | Price, Zach       | * | 1-5    | 0-0    | 1-2    | 0   | 3        | 3   | 3  | 3  |    | 0  | 1  | 0   | 1   | 14  |
| 42     | Davenport, Joshua | * | 1-3    | 0-0    | 0-0    | 2   | 5        | 7   | 4  | 2  |    | 2  | 1  | 0   | 1   | 19  |
| 00     | Okeke, Duby       |   | 0-5    | 0-0    | 1-2    | 3   | 5        | 8   | 3  | 1  |    | 0  | 5  | 4   | 1   | 24  |
| 01     | Perkins, Roderick |   | 0-4    | 0-2    | 0-0    | 2   | 2        | 4   | 1  | 0  |    | 1  | 0  | 0   | 0   | 14  |
| 32     | Poole, Freddy     |   | 0-0    | 0-0    | 0-0    | 0   | 0        | 0   | 0  | 0  |    | 0  | 0  | 0   | 1   | 2   |
| 44     | Gavin, Jimmy      |   | 10-15  | 7-12   | 11-12  | 1   | 1        | 2   | 3  | 38 |    | 1  | 1  | 0   | 1   | 36  |
|        | Team              |   |        |        |        | 0   | 2        | 2   |    |    |    |    |    |     |     |     |
| Totals |                   |   | 24-61  | 12-28  | 19-23  | 10  | 24       | 34  | 27 | 79 |    | 11 | 13 | 4   | 5   | 200 |

FG % 1st Half: 13-32 40.6% 2nd half: 11-29 37.9% Game: 24-61 39.3% Deadba  
3FG % 1st Half: 7-16 43.8% 2nd half: 5-12 41.7% Game: 12-28 42.9% Rebound  
FT % 1st Half: 6-8 75.0% 2nd half: 13-15 86.7% Game: 19-23 82.6%

### NC State 87 • 4-2

| #      | Player           |   | Total  |        | 3-Ptr  | Rebounds |     |     |    | PF | TP | A  | TO | Blk | Stl | Min |
|--------|------------------|---|--------|--------|--------|----------|-----|-----|----|----|----|----|----|-----|-----|-----|
|        |                  |   | FG-FGA | FG-FGA | FT-FTA | Off      | Def | Tot |    |    |    |    |    |     |     |     |
| 00     | Abu, Abdul-Malik | * | 1-4    | 0-0    | 0-2    | 0        | 3   | 3   | 2  | 2  |    | 2  | 2  | 0   | 1   | 14  |
| 01     | Freeman, Lennard | * | 4-7    | 0-0    | 1-4    | 3        | 7   | 10  | 2  | 9  |    | 1  | 0  | 0   | 0   | 31  |
| 12     | Barber, Anthony  | * | 9-19   | 0-0    | 19-22  | 1        | 3   | 4   | 2  | 37 |    | 8  | 3  | 0   | 0   | 39  |
| 14     | Martin, Caleb    | * | 3-8    | 1-6    | 4-4    | 1        | 4   | 5   | 4  | 11 |    | 1  | 1  | 1   | 1   | 37  |
| 24     | Rowan, Maverick  | * | 7-13   | 3-6    | 0-0    | 2        | 3   | 5   | 4  | 17 |    | 1  | 1  | 0   | 0   | 34  |
| 15     | Martin, Cody     |   | 3-8    | 0-0    | 1-2    | 2        | 3   | 5   | 2  | 7  |    | 2  | 0  | 1   | 1   | 26  |
| 21     | Any, BeeJay      |   | 2-3    | 0-0    | 0-0    | 1        | 1   | 2   | 5  | 4  |    | 0  | 2  | 4   | 1   | 19  |
|        | Team             |   |        |        |        | 3        | 4   | 7   |    |    |    |    |    |     |     |     |
| Totals |                  |   | 29-62  | 4-12   | 25-34  | 13       | 28  | 41  | 21 | 87 |    | 15 | 9  | 6   | 4   | 200 |

## Game #9 - NC State 65, South Florida 46

### Dec. 13, 2015 - Tampa, Fla.

#### NC State 65 • 6-3

| #                    | Player           |   | Total |                 | 3-Ptr | Rebounds |             |     | PF    | TP      | A  | TO | Blk | Stl | Min |
|----------------------|------------------|---|-------|-----------------|-------|----------|-------------|-----|-------|---------|----|----|-----|-----|-----|
|                      |                  |   | FG-FA | FG-FGA          |       | Off      | Def         | Tot |       |         |    |    |     |     |     |
| 00                   | Abu, Abdul-Malik | f | 5-13  | 0-0             | 1-2   | 9        | 5           | 14  | 3     | 11      | 1  | 1  | 0   | 1   | 29  |
| 21                   | Any, BeeJay      | f | 7-8   | 0-0             | 3-6   | 2        | 5           | 7   | 3     | 17      | 1  | 2  | 5   | 1   | 24  |
| 12                   | Barber, Anthony  | g | 6-20  | 1-5             | 6-8   | 2        | 5           | 7   | 0     | 19      | 6  | 3  | 0   | 1   | 40  |
| 14                   | Martin, Caleb    | g | 1-10  | 1-7             | 0-0   | 0        | 5           | 5   | 1     | 3       | 2  | 2  | 1   | 0   | 34  |
| 24                   | Rowan, Maverick  | g | 1-10  | 0-7             | 1-1   | 1        | 1           | 2   | 3     | 3       | 2  | 0  | 0   | 0   | 29  |
| 01                   | Freeman, Lennard |   | 2-3   | 0-0             | 1-2   | 5        | 3           | 8   | 1     | 5       | 1  | 0  | 0   | 1   | 25  |
| 15                   | Martin, Cody     |   | 2-2   | 0-0             | 0-2   | 0        | 3           | 3   | 2     | 4       | 0  | 1  | 0   | 2   | 15  |
| 22                   | Kirk, Shaun      |   | 1-2   | 1-2             | 0-0   | 0        | 1           | 1   | 1     | 3       | 0  | 0  | 0   | 0   | 4   |
| Team                 |                  |   |       |                 |       | 3        | 1           | 4   |       |         |    |    |     |     |     |
| Totals               |                  |   | 25-68 | 3-21            | 12-21 | 22       | 29          | 51  | 14    | 65      | 13 | 9  | 6   | 6   | 200 |
| FG % 1st Half: 15-39 |                  |   | 38.5% | 2nd half: 10-29 |       | 34.5%    | Game: 25-68 |     | 36.8% | Deadba  |    |    |     |     |     |
| 3FG % 1st Half: 2-12 |                  |   | 16.7% | 2nd half: 1-9   |       | 11.1%    | Game: 3-21  |     | 14.3% | Rebound |    |    |     |     |     |
| FT % 1st Half: 3-6   |                  |   | 50.0% | 2nd half: 9-15  |       | 60.0%    | Game: 12-21 |     | 57.1% | 5       |    |    |     |     |     |

#### USF 46 • 2-8

| #                   | Player            |   | Total |                 | 3-Ptr | Rebounds |             |     | PF    | TP | A  | TO | Blk | Stl     | Min |     |
|---------------------|-------------------|---|-------|-----------------|-------|----------|-------------|-----|-------|----|----|----|-----|---------|-----|-----|
|                     |                   |   | FG-FA | FG-FA           |       | FT-FTA   | Off         | Def |       |    |    |    |     |         |     | Tot |
| 01                  | PERRY, Chris      | f | 0-3   | 0-0             | 2-2   | 1        | 5           | 6   | 4     | 2  | 1  | 0  | 0   | 0       | 17  |     |
| 22                  | NUNEZ, Angel      | f | 2-8   | 1-4             | 0-0   | 1        | 2           | 3   | 1     | 5  | 0  | 2  | 0   | 0       | 28  |     |
| 33                  | GUERRERO, Ruben   | c | 3-6   | 0-0             | 0-0   | 2        | 3           | 5   | 1     | 6  | 0  | 2  | 3   | 0       | 24  |     |
| 00                  | MCMURRAY, Jahmal  | g | 6-16  | 1-5             | 0-0   | 0        | 4           | 4   | 3     | 13 | 4  | 0  | 0   | 2       | 36  |     |
| 05                  | MORILLO, Nehemias | g | 4-10  | 0-3             | 2-3   | 0        | 0           | 0   | 2     | 10 | 1  | 1  | 0   | 1       | 31  |     |
| 03                  | PETERS, Roddy     |   | 1-3   | 0-0             | 0-0   | 1        | 0           | 1   | 0     | 2  | 0  | 1  | 0   | 0       | 8   |     |
| 15                  | COUSINS, Jaleel   |   | 2-10  | 0-0             | 4-6   | 8        | 4           | 12  | 3     | 8  | 0  | 4  | 1   | 1       | 27  |     |
| 35                  | ZEIGLER, Bo       |   | 0-4   | 0-0             | 0-0   | 1        | 3           | 4   | 3     | 0  | 0  | 3  | 2   | 1       | 22  |     |
| 42                  | SANTOS, Luis      |   | 0-1   | 0-0             | 0-0   | 0        | 2           | 2   | 2     | 0  | 0  | 0  | 0   | 0       | 7   |     |
| Team                |                   |   |       |                 |       | 2        | 2           | 4   |       |    |    | 1  |     |         |     |     |
| Totals              |                   |   |       | 18-61           | 2-12  | 8-11     | 16          | 25  | 41    | 19 | 46 | 6  | 14  | 6       | 5   | 200 |
| FG % 1st Half: 5-28 |                   |   | 17.9% | 2nd half: 13-33 |       | 39.4%    | Game: 18-61 |     | 29.5% |    |    |    |     | Deadba  |     |     |
| 3FG % 1st Half: 0-4 |                   |   | 0.0%  | 2nd half: 2-8   |       | 25.0%    | Game: 2-12  |     | 16.7% |    |    |    |     | Rebound |     |     |
| FT % 1st Half: 5-6  |                   |   | 83.3% | 2nd half: 3-5   |       | 60.0%    | Game: 8-11  |     | 72.7% |    |    |    |     |         |     |     |

Officials: Gerry Pollard, Joe DeRosa, Jeff Clark  
 Technical fouls: NC State-None. USF-None.  
 Attendance: 2945  
 Time of Game: 1:44

| Score by periods |     |     |       | In     | Off   | 2nd | Fast   | Bench |
|------------------|-----|-----|-------|--------|-------|-----|--------|-------|
|                  | 1st | 2nd | Total |        |       |     |        |       |
| NC State         | 35  | 30  | 65    | Points | Paint | T/O | Chance | 8     |
| USF              | 15  | 31  | 46    | ST     | USF   | 18  | 7      | 10    |

## Game #11 - NC State 73, Missouri 59

### Dec. 19, 2015 - Columbia, Mo.

#### NC State 73 • 8-3

| #                    | Player           |       | Total           |        | 3-Ptr  | Rebounds    |     |       | PF       | TP | A  | TO | Blk | Stl | Min |
|----------------------|------------------|-------|-----------------|--------|--------|-------------|-----|-------|----------|----|----|----|-----|-----|-----|
|                      |                  |       | FG-FGA          | FG-FGA | FT-FTA | Off         | Def | Tot   |          |    |    |    |     |     |     |
| 00                   | Abu, Abdul-Malik | *     | 4-8             | 0-0    | 5-5    | 3           | 8   | 11    | 3        | 13 | 0  | 1  | 1   | 0   | 33  |
| 12                   | Barber, Anthony  | *     | 9-15            | 2-4    | 13-15  | 1           | 6   | 7     | 2        | 33 | 4  | 3  | 0   | 0   | 39  |
| 14                   | Martin, Caleb    | *     | 2-14            | 1-9    | 0-0    | 1           | 1   | 2     | 2        | 5  | 2  | 2  | 0   | 1   | 29  |
| 21                   | Anya, BeeJay     | *     | 1-2             | 0-0    | 1-2    | 1           | 5   | 6     | 3        | 3  | 1  | 2  | 1   | 0   | 22  |
| 24                   | Rowan, Maverick  | *     | 4-9             | 2-3    | 2-4    | 2           | 1   | 3     | 3        | 12 | 2  | 0  | 0   | 0   | 32  |
| 01                   | Freeman, Lennard |       | 0-1             | 0-0    | 1-2    | 2           | 4   | 6     | 2        | 1  | 0  | 0  | 0   | 1   | 24  |
| 15                   | Martin, Cody     |       | 2-5             | 0-0    | 2-2    | 2           | 0   | 2     | 2        | 6  | 1  | 0  | 2   | 2   | 21  |
| Team                 |                  |       |                 |        |        | 3           | 1   | 4     |          |    |    | 1  |     |     |     |
| Totals               |                  |       | 22-54           | 5-16   | 24-30  | 15          | 26  | 41    | 17       | 73 | 10 | 9  | 4   | 4   | 200 |
| FG % 1st Half: 11-26 |                  | 42.3% | 2nd half: 11-28 |        | 39.3%  | Game: 22-54 |     | 40.7% | Deadball |    |    |    |     |     |     |
| 3FG % 1st Half: 3-9  |                  | 33.3% | 2nd half: 2-7   |        | 28.6%  | Game: 5-16  |     | 31.3% | Rebounds |    |    |    |     |     |     |
| FT % 1st Half: 4-7   |                  | 57.1% | 2nd half: 20-23 |        | 87.0%  | Game: 24-30 |     | 80.0% | 1        |    |    |    |     |     |     |

#### Mizzou 59 • 5-5

| #                    | Player   |       | Total           |        | 3-Ptr | Rebounds    |     |       | PF       | TP | A  | TO | Blk | Stl | Min |
|----------------------|----------|-------|-----------------|--------|-------|-------------|-----|-------|----------|----|----|----|-----|-----|-----|
|                      |          |       | FG-FGA          | FG-FGA |       | FT-FTA      | Off | Def   |          |    |    |    |     |     |     |
| 01                   | PHILLIPS | *     | 2-6             | 1-3    | 2-2   | 0           | 1   | 1     | 3        | 7  | 1  | 1  | 0   | 1   | 21  |
| 12                   | WRIGHT   | *     | 0-6             | 0-1    | 2-6   | 0           | 3   | 3     | 1        | 2  | 0  | 0  | 0   | 2   | 19  |
| 15                   | CLARK    | *     | 3-9             | 1-3    | 0-0   | 1           | 1   | 2     | 3        | 7  | 3  | 1  | 0   | 0   | 22  |
| 24                   | PURYEAR  | *     | 1-2             | 0-0    | 2-2   | 0           | 2   | 2     | 1        | 4  | 0  | 0  | 0   | 0   | 25  |
| 44                   | ROSBURG  | *     | 1-2             | 0-0    | 0-1   | 2           | 4   | 6     | 4        | 2  | 1  | 1  | 0   | 0   | 15  |
| 04                   | ISABELL  |       | 4-7             | 1-2    | 1-2   | 1           | 2   | 3     | 2        | 10 | 2  | 2  | 0   | 2   | 24  |
| 05                   | ALLEN    |       | 1-1             | 0-0    | 1-4   | 1           | 0   | 1     | 0        | 3  | 0  | 0  | 0   | 0   | 4   |
| 10                   | WALTON   |       | 2-3             | 0-1    | 0-2   | 0           | 0   | 0     | 2        | 4  | 3  | 3  | 0   | 0   | 11  |
| 23                   | GANT     |       | 2-5             | 0-0    | 0-0   | 1           | 1   | 2     | 2        | 4  | 0  | 0  | 1   | 1   | 16  |
| 25                   | WOODS    |       | 2-3             | 0-0    | 0-0   | 0           | 4   | 4     | 3        | 4  | 2  | 0  | 1   | 0   | 19  |
| 33                   | VANLEER  |       | 4-7             | 4-7    | 0-0   | 0           | 2   | 2     | 1        | 12 | 1  | 0  | 0   | 0   | 24  |
| Team                 |          |       |                 |        |       | 1           | 2   | 3     |          |    |    |    |     |     |     |
| Totals               |          |       | 22-51           | 7-17   | 8-19  | 7           | 22  | 29    | 22       | 59 | 13 | 8  | 2   | 6   | 200 |
| FG % 1st Half: 12-27 |          | 44.4% | 2nd half: 10-24 |        | 41.7% | Game: 22-51 |     | 43.1% | Deadball |    |    |    |     |     |     |
| 3FG % 1st Half: 3-8  |          | 37.5% | 2nd half: 4-9   |        | 44.4% | Game: 7-17  |     | 41.2% | Rebounds |    |    |    |     |     |     |
| FT % 1st Half: 1-2   |          | 50.0% | 2nd half: 7-17  |        | 41.2% | Game: 8-19  |     | 42.1% | 7        |    |    |    |     |     |     |

Officials: William Humes, Tim Nestor, Jeffrey Anderson  
 Technical fouls: NC State-None. Mizou-None.  
 Attendance: 8087

| Score by periods |     |     |       | In     | Off   | 2nd | Fast   | Bench |
|------------------|-----|-----|-------|--------|-------|-----|--------|-------|
|                  | 1st | 2nd | Total |        |       |     |        |       |
| NC State         | 29  | 44  | 73    | Points | Paint | T/O | Chance | 7     |
| Mizzou           | 28  | 31  | 59    | ST     | MU-M  | 22  | 13     | 10    |

Last FG - ST 2nd-02:52, MU-M 2nd-00:39.  
 Largest lead - ST by 20 2nd-07:01, MU-M by 10 1st-09:26.  
 ST led for 19:42. MU-M led for 19:00. Game was tied for 01:18.

Score tied - 1 time.  
 Lead changed - 3 times.

## Game #10 - NC State 76, High Point 73

### Dec. 16, 2015 - PNC Arena

#### High Point 73 • 8-3

| #                    | Player             |   | Total  |                 | 3-Ptr  | Rebounds |             |     | PF    | TP      | A  | TO | Blk | Stl | Min |
|----------------------|--------------------|---|--------|-----------------|--------|----------|-------------|-----|-------|---------|----|----|-----|-----|-----|
|                      |                    |   | FG-FGA | FG-FGA          | FT-FTA | Off      | Def         | Tot |       |         |    |    |     |     |     |
| 00                   | Brown, John        | * | 6-17   | 0-0             | 5-6    | 7        | 0           | 7   | 4     | 17      | 2  | 1  | 4   | 2   | 32  |
| 11                   | Mcintyre, Haiishen | * | 0-1    | 0-1             | 4-4    | 0        | 3           | 3   | 2     | 4       | 2  | 0  | 0   | 0   | 24  |
| 15                   | Cugini, Lorenzo    | * | 4-10   | 4-7             | 0-0    | 0        | 5           | 5   | 2     | 12      | 3  | 2  | 0   | 1   | 36  |
| 22                   | Weary, Adam        | * | 7-10   | 0-0             | 1-1    | 1        | 1           | 2   | 4     | 15      | 3  | 1  | 0   | 2   | 34  |
| 24                   | Lindauer, Anthony  | * | 6-11   | 3-5             | 3-3    | 1        | 6           | 7   | 3     | 18      | 3  | 2  | 1   | 2   | 36  |
| 02                   | White, Austin      |   | 0-1    | 0-0             | 0-0    | 0        | 0           | 0   | 1     | 0       | 0  | 0  | 0   | 0   | 5   |
| 03                   | Fox, Andre         |   | 0-1    | 0-0             | 0-0    | 0        | 1           | 1   | 2     | 0       | 0  | 1  | 0   | 0   | 5   |
| 10                   | Thompson, Tarique  |   | 1-4    | 0-0             | 0-0    | 1        | 1           | 2   | 1     | 2       | 0  | 0  | 0   | 0   | 12  |
| 12                   | Perez-Laham, Jorge |   | 2-5    | 1-3             | 0-0    | 1        | 3           | 4   | 2     | 5       | 1  | 1  | 0   | 0   | 16  |
| Team                 |                    |   |        |                 |        | 0        | 2           | 2   |       |         |    | 1  |     |     |     |
| Totals               |                    |   | 26-60  | 8-16            | 13-14  | 11       | 22          | 33  | 21    | 73      | 14 | 9  | 5   | 7   | 200 |
| FG % 1st Half: 11-28 |                    |   | 39.3%  | 2nd half: 15-32 |        | 46.9%    | Game: 26-60 |     | 43.3% | Deadba  |    |    |     |     |     |
| 3FG % 1st Half: 2-5  |                    |   | 40.0%  | 2nd half: 6-11  |        | 54.5%    | Game: 8-16  |     | 50.0% | Rebound |    |    |     |     |     |
| FT % 1st Half: 7-7   |                    |   | 100.0% | 2nd half: 6-7   |        | 85.7%    | Game: 13-14 |     | 92.9% | 0       |    |    |     |     |     |



## Game #13 - NC State 72, Northeastern 66

### Dec. 29, 2015 - PNC Arena

#### Northeastern 66 • 8-5

| #  | Player               | Total  |        | 3-Ptr  |     | Rebounds |     |    | PF | TP | A TO Blk Stl |     |     |     | Min |
|--|----------------------|--------|--------|--------|-----|----------|-----|----|----|----|--------------|-----|-----|-----|-----|
|  |                      | FG-FGA | FG-FGA | FT-FTA | Off | Def      | Tot | A  |    |    | TO           | Blk | Stl |     |     |
| 04   | Walker, David        | * 5-12 | 3-7    | 0-1    | 0   | 1        | 1   | 2  | 13 | 5  | 5            | 0   | 1   | 34  |     |
| 11   | Miller, Jeremy       | * 3-6  | 0-2    | 2-2    | 2   | 3        | 5   | 1  | 8  | 0  | 1            | 2   | 1   | 26  |     |
| 12   | Ford, Quincy         | * 5-11 | 1-4    | 4-6    | 2   | 6        | 8   | 5  | 15 | 2  | 1            | 2   | 3   | 32  |     |
| 15   | Donnelly, Caleb      | * 4-6  | 4-6    | 0-0    | 0   | 0        | 0   | 1  | 12 | 0  | 1            | 0   | 1   | 29  |     |
| 33   | Stahl, Zach          | * 4-11 | 0-0    | 1-2    | 1   | 6        | 7   | 2  | 9  | 6  | 3            | 0   | 2   | 38  |     |
| 20   | Begley, Devon        | 0-2    | 0-1    | 0-0    | 0   | 0        | 0   | 2  | 0  | 0  | 0            | 0   | 1   | 10  |     |
| 22   | Gresham Jr., Donnell | 3-4    | 3-4    | 0-0    | 0   | 1        | 1   | 3  | 9  | 0  | 0            | 1   | 0   | 20  |     |
| 30   | Green, Anthony       | 0-1    | 0-0    | 0-0    | 1   | 0        | 1   | 1  | 0  | 0  | 0            | 0   | 0   | 3   |     |
| 34   | Abakah, Kwesi        | 0-1    | 0-0    | 0-2    | 0   | 2        | 2   | 1  | 0  | 0  | 0            | 0   | 0   | 8   |     |
| Team   |                      |        |        |        | 0   | 3        | 3   |    |    |    |              | 1   |     |     |     |
| Totals   |                      | 24-54  | 11-24  | 7-13   | 6   | 22       | 28  | 18 | 66 | 13 | 13           | 4   | 10  | 200 |     |
| FG % 1st Half: 10-26 38.5% 2nd half: 14-28 50.0% Game: 24-54 44.4% Deadball Rebounds 2 |                      |        |        |        |     |          |     |    |    |    |              |     |     |     |     |
| 3FG % 1st Half: 2-10 20.0% 2nd half: 9-14 64.3% Game: 11-24 45.8%                      |                      |        |        |        |     |          |     |    |    |    |              |     |     |     |     |
| FT % 1st Half: 3-6 50.0% 2nd half: 4-7 57.1% Game: 7-13 53.8%                          |                      |        |        |        |     |          |     |    |    |    |              |     |     |     |     |

#### NC State 72 • 10-3

| #  | Player           | Total   |        | 3-Ptr  | Rebounds |     |     |    | PF | TP | A  | TO | Blk | Stl | Min |
|--|------------------|---------|--------|--------|----------|-----|-----|----|----|----|----|----|-----|-----|-----|
|  |                  | FG-FGA  | FG-FGA | FT-FTA | Off      | Def | Tot |    |    |    |    |    |     |     |     |
| 00   | Abu, Abdul-Malik | * 4-13  | 0-0    | 2-2    | 7        | 5   | 12  | 2  | 10 | 0  | 0  | 0  | 1   | 23  |     |
| 12   | Barber, Anthony  | * 11-20 | 1-3    | 6-8    | 2        | 3   | 5   | 2  | 29 | 3  | 2  | 0  | 0   | 40  |     |
| 14   | Martin, Caleb    | * 3-8   | 2-3    | 0-2    | 0        | 7   | 7   | 4  | 8  | 0  | 1  | 1  | 0   | 27  |     |
| 21   | Any, BeeJay      | * 1-2   | 0-0    | 0-0    | 2        | 3   | 5   | 1  | 2  | 0  | 2  | 2  | 2   | 23  |     |
| 24   | Rowan, Maverick  | * 6-12  | 4-8    | 0-0    | 0        | 2   | 2   | 3  | 16 | 2  | 3  | 0  | 1   | 38  |     |
| 01   | Freeman, Lennard | 3-4     | 0-0    | 1-2    | 1        | 3   | 4   | 1  | 7  | 0  | 2  | 0  | 3   | 27  |     |
| 15   | Martin, Cody     | 0-1     | 0-0    | 0-0    | 0        | 3   | 3   | 3  | 0  | 3  | 1  | 1  | 1   | 22  |     |
| Team   |                  |         |        |        | 1        | 0   | 1   |    |    |    |    |    |     |     |     |
| Totals   |                  | 28-60   | 7-14   | 9-14   | 13       | 26  | 39  | 16 | 72 | 8  | 11 | 4  | 8   | 200 |     |
| FG % 1st Half: 10-31 32.3% 2nd half: 18-29 62.1% Game: 28-60 46.7% Deadball Rebounds 2,2 |                  |         |        |        |          |     |     |    |    |    |    |    |     |     |     |
| 3FG % 1st Half: 1-5 20.0% 2nd half: 6-9 66.7% Game: 7-14 50.0%                           |                  |         |        |        |          |     |     |    |    |    |    |    |     |     |     |
| FT % 1st Half: 6-7 85.7% 2nd half: 3-7 42.9% Game: 9-14 64.3%                            |                  |         |        |        |          |     |     |    |    |    |    |    |     |     |     |

Officials: Bryan Kersey, Jerry Heater, Ray Styons  
 Technical fouls: Northeastern-None. NC State-None.  
 Attendance: 17074  
 Fouled out: NE: #12 Ford, Q. at 0:56.7 in 2nd half

| Score by periods | 1st | 2nd | Total |
|------------------|-----|-----|-------|
| Northeastern     | 25  | 41  | 66    |
| NC State         | 27  | 45  | 72    |

Points In Paint Off T/O 2nd Chance Fast Break Bench  
 NU 24 14 4 23 9  
 ST 32 19 8 13 7

## Game #15 - #16/16 Louisville 77, NC State 72

### Jan. 7, 2015 - PNC Arena

#### Louisville 77 • 13-2, 2-0

| #      | Player            | Total  |        | 3-Ptr  |     | Rebounds |     |    | PF | TP |    |     |     |     | Min |
|--------|-------------------|--------|--------|--------|-----|----------|-----|----|----|----|----|-----|-----|-----|-----|
|        |                   | FG-FGA | FG-FGA | FT-FTA | Off | Def      | Tot | A  |    |    | TO | Blk | Stl |     |     |
| 00     | Lee, Damion       | * 4-8  | 3-5    | 2-4    | 0   | 2        | 2   | 3  | 13 | 1  | 1  | 0   | 0   | 36  |     |
| 03     | Lewis, Trey       | * 0-4  | 0-2    | 4-4    | 0   | 2        | 2   | 4  | 4  | 2  | 1  | 0   | 1   | 19  |     |
| 10     | Johnson, Jaylen   | * 3-8  | 0-0    | 2-2    | 3   | 4        | 7   | 3  | 8  | 0  | 0  | 1   | 0   | 21  |     |
| 32     | Onuaku, Chinanu   | * 6-9  | 0-0    | 0-2    | 2   | 12       | 14  | 1  | 12 | 0  | 3  | 1   | 1   | 32  |     |
| 45     | Mitchell, Donovan | * 1-3  | 0-0    | 1-2    | 1   | 1        | 2   | 3  | 3  | 4  | 1  | 0   | 0   | 22  |     |
| 02     | Snider, Quentin   | 7-11   | 4-6    | 3-5    | 0   | 0        | 0   | 2  | 21 | 2  | 1  | 0   | 2   | 32  |     |
| 05     | Stockman, Matz    | 0-0    | 0-0    | 0-0    | 0   | 0        | 0   | 0  | 0  | 0  | 0  | 0   | 0   | 1   |     |
| 13     | Spalding, Ray     | 6-8    | 0-0    | 0-0    | 2   | 0        | 2   | 3  | 12 | 1  | 1  | 0   | 1   | 19  |     |
| 14     | Mahmoud, Anas     | 0-1    | 0-0    | 0-0    | 0   | 1        | 1   | 2  | 0  | 0  | 1  | 1   | 0   | 7   |     |
| 22     | Adel, Deng        | 2-5    | 0-0    | 0-0    | 1   | 0        | 1   | 2  | 4  | 0  | 1  | 1   | 0   | 7   |     |
| 23     | Levitich, David   | 0-0    | 0-0    | 0-0    | 0   | 1        | 1   | 0  | 0  | 0  | 0  | 0   | 0   | 4   |     |
| Team   |                   |        |        |        | 3   | 1        | 4   |    |    |    |    |     |     |     |     |
| Totals |                   | 29-57  | 7-13   | 12-19  | 12  | 24       | 36  | 23 | 77 | 10 | 11 | 4   | 5   | 200 |     |

FG % 1st Half: 14-31 45.2%

2nd half: 15-26 57.7%

Game: 29-57 50.9%

3FG % 1st Half: 3-6 50.0%

2nd half: 4-7 57.1%

Game: 7-13 53.8%

FT % 1st Half: 3-4 75.0%

2nd half: 9-15 60.0%

Game: 12-19 63.2%

Deadball Rebounds  
3

#### NC State 72 • 10-5, 0-2

| #   | Player           | Total  |        | 3-Ptr  | Rebounds |     |     | PF | TP | A | TO | Blk | Stl | Min |
|---|------------------|--------|--------|--------|----------|-----|-----|----|----|---|----|-----|-----|-----|
|   |                  | FG-FGA | FG-FGA | FT-FTA | Off      | Def | Tot |    |    |   |    |     |     |     |
| 00  | Abu, Abdul-Malik | * 5-10 | 0-0    | 5-8    | 5        | 7   | 12  | 1  | 15 | 0 | 2  | 1   | 0   | 33  |
| 12  | Barber, Anthony  | * 7-22 | 1-7    | 5-5    | 0        | 3   | 3   | 2  | 20 | 4 | 1  | 0   | 1   | 39  |
| 14  | Martin, Caleb    | * 3-10 | 3-7    | 4-5    | 2        | 1   | 3   | 4  | 13 | 1 | 2  | 1   | 1   | 28  |
| 21  | Any, BeeJay      | * 1-2  | 0-0    | 0-4    | 5        | 2   | 7   | 3  | 2  | 1 | 0  | 1   | 0   | 22  |
| 24  | Rowan, Maverick  | * 5-13 | 4-8    | 3-3    | 1        | 1   | 2   | 4  | 17 | 1 | 0  | 0   | 0   | 32  |
| 01  | Freeman, Lennard | 0-1    | 0-0    | 2-4    | 3        | 3   | 6   | 3  | 2  | 0 | 1  | 1   | 0   | 24  |
| 15  | Martin, Cody     | 1-3    | 0-0    | 1-2    | 2        | 2   | 4   | 0  | 3  | 2 | 3  | 1   | 0   | 22  |
| Team  |                  |        |        |        | 1        | 1   | 2   |    |    |   |    | 1   |     |     |
| Totals  |                  | 22-61  | 8-22   | 20-31  | 19       | 20  | 39  | 17 | 72 | 9 | 10 | 5   | 2   | 200 |
| FG % 1st Half: 8-30 26.7% 2nd half: 14-31 45.2% Game: 22-61 36.1% Deadball Rebounds 7 |                  |        |        |        |          |     |     |    |    |   |    |     |     |     |
| 3FG % 1st Half: 2-11 18.2% 2nd half: 6-11 54.5% Game: 8-22 36.4%                      |                  |        |        |        |          |     |     |    |    |   |    |     |     |     |
| FT % 1st Half: 11-18 61.1% 2nd half: 9-13 69.2% Game: 20-31 64.5%                     |                  |        |        |        |          |     |     |    |    |   |    |     |     |     |

Officials: Joe Lindsay, Michael Stephens, Doug Shaws  
 Technical fouls: Louisville-None. NC State-None.  
 Attendance: 17762

| Score by periods | 1st | 2nd | Total |
|------------------|-----|-----|-------|
| Louisville       | 34  | 43  | 77    |
| NC State         | 29  | 43  | 72    |

Points In Paint Off T/O 2nd Chance Fast Break Bench  
 UL 38 11 10 11 11  
 ST 24 14 18 11 5

Last FG - UL 2nd-00:37, ST 2nd-00:17.  
 Largest lead - UL by 16 2nd-03:38, ST by 3 1st-18:08.  
 UL led for 36:46. ST led for 01:24. Game was tied for 01:50.

Score tied - 3 times.  
 Lead changed - 4 times.

## Game #14 - Virginia Tech 73, NC State 68 (OT)

### Jan. 2, 2016 - Blacksburg, Va.

#### NC State 68 • 10-4, 0-1

| #                          | Player           | Total                |        | 3-Ptr          |       | Rebounds          |     |        | PF | TP        | A   |     |   |   | Min |
|----------------------------|------------------|----------------------|--------|----------------|-------|-------------------|-----|--------|----|-----------|-----|-----|---|---|-----|
|                            |                  | FG-FGA               | FG-FGA | FT-FTA         | Off   | Def               | Tot | TO     |    |           | Blk | Stl |   |   |     |
| 00                         | Abu, Abdul-Malik | f                    | 3-7    | 0-0            | 2-4   | 1                 | 7   | 8      | 3  | 8         | 2   | 0   | 0 | 0 | 25  |
| 14                         | Martin, Caleb    | f                    | 4-17   | 3-13           | 3-3   | 1                 | 3   | 4      | 2  | 14        | 0   | 2   | 1 | 0 | 40- |
| 21                         | Any, BeeJay      | f                    | 1-4    | 0-0            | 4-10  | 7                 | 5   | 12     | 4  | 6         | 1   | 0   | 5 | 0 | 33  |
| 12                         | Barber, Anthony  | g                    | 7-21   | 2-6            | 5-6   | 0                 | 7   | 7      | 2  | 21        | 2   | 3   | 0 | 0 | 45  |
| 24                         | Rowan, Maverick  | g                    | 1-8    | 0-4            | 4-5   | 0                 | 1   | 1      | 1  | 6         | 0   | 1   | 0 | 0 | 24  |
| 01                         | Freeman, Lennard |                      | 2-4    | 0-0            | 2-3   | 3                 | 3   | 6      | 5  | 6         | 2   | 1   | 1 | 0 | 31  |
| 15                         | Martin, Cody     |                      | 3-4    | 0-0            | 1-2   | 3                 | 1   | 4      | 2  | 7         | 0   | 1   | 1 | 1 | 27  |
| Team                       |                  |                      |        |                |       | 6                 | 2   | 8      |    |           |     | 2   |   |   |     |
| Totals                     |                  |                      | 21-65  | 5-23           | 21-33 | 21                | 29  | 50     | 19 | 68        | 7   | 10  | 8 | 1 | 225 |
| FG % 1st Half: 11-30 36.7% |                  | 2nd half: 9-29 31.0% |        | OT: 1-6 16.7%  |       | Game: 21-65 32.3% |     | Deadba |    | Rebound 8 |     |     |   |   |     |
| 3FG % 1st Half: 4-12 33.3% |                  | 2nd half: 1-8 12.5%  |        | OT: 0-3 0.0%   |       | Game: 5-23 21.7%  |     |        |    |           |     |     |   |   |     |
| FT % 1st Half: 8-9 88.9%   |                  | 2nd half: 8-12 66.7% |        | OT: 5-12 41.7% |       | Game: 21-33 63.6% |     |        |    |           |     |     |   |   |     |

#### Virginia Tech 73 • 9-5, 1-0

| #   | Player               |   | Total  |        | 3-Ptr  |     | Rebounds |     |    | PF | TP |   |     |     |     | Min |
|---|----------------------|---|--------|--------|--------|-----|----------|-----|----|----|----|---|-----|-----|-----|-----|
|   |                      |   | FG-FGA | FG-FGA | FT-FTA | Off | Def      | Tot | A  |    |    | O | Blk | Stl |     |     |
| 00  | Shane Henry          | f | 0-3    | 0-0    | 0-4    | 0   | 4        | 4   | 2  | 0  | 0  | 0 | 2   | 0   | 17  |     |
| 32  | Zach LeDay           | f | 2-6    | 0-1    | 5-6    | 5   | 7        | 12  | 4  | 9  | 1  | 0 | 3   | 1   | 41  |     |
| 04  | Seth Allen           | g | 9-19   | 3-5    | 2-2    | 1   | 3        | 4   | 3  | 23 | 1  | 2 | 1   | 1   | 39  |     |
| 10  | Justin Bibbs         | g | 0-5    | 0-3    | 2-2    | 0   | 2        | 2   | 2  | 2  | 0  | 0 | 0   | 0   | 30  |     |
| 23  | Jalen Hudson         | g | 10-21  | 1-5    | 2-3    | 2   | 1        | 3   | 5  | 23 | 0  | 1 | 1   | 0   | 28  |     |
| 05  | Justin Robinson      |   | 3-5    | 0-1    | 0-0    | 1   | 2        | 3   | 2  | 6  | 1  | 0 | 0   | 0   | 20  |     |
| 11  | Devin Wilson         |   | 0-2    | 0-1    | 1-2    | 0   | 2        | 2   | 2  | 1  | 0  | 0 | 0   | 0   | 19  |     |
| 21  | Satchel Pierce       |   | 0-0    | 0-0    | 0-0    | 0   | 0        | 0   | 1  | 0  | 0  | 0 | 0   | 0   | 2   |     |
| 22  | Johnny Hamilton      |   | 0-0    | 0-0    | 0-0    | 0   | 1        | 1   | 0  | 0  | 0  | 0 | 0   | 0   | 5   |     |
| 24  | Kerry Blackshear Jr. |   | 3-8    | 1-2    | 2-3    | 5   | 3        | 8   | 3  | 9  | 0  | 1 | 0   | 0   | 24  |     |
| Team  |                      |   |        |        |        | 2   | 0        | 2   |    |    |    |   |     |     |     |     |
| Totals  |                      |   | 27-69  | 5-18   | 14-22  | 16  | 25       | 41  | 24 | 73 | 3  | 4 | 7   | 2   | 225 |     |
| FG % 1st Half: 10-32 31.3% 2nd half: 14-29 48.3% OT: 3-8 37.5% Game: 27-69 39.1% Deadba |                      |   |        |        |        |     |          |     |    |    |    |   |     |     |     |     |
| 3FG % 1st Half: 1-10 10.0% 2nd half: 4-7 57.1% OT: 0-1 0.0% Game: 5-18 27.8% Rebound    |                      |   |        |        |        |     |          |     |    |    |    |   |     |     |     |     |
| FT % 1st Half: 3-6 50.0% 2nd half: 5-7 71.4% OT: 6-9 66.7% Game: 14-22 63.6% 5,2        |                      |   |        |        |        |     |          |     |    |    |    |   |     |     |     |     |

Officials: Mike Eades, Lamar Simpson, Bill McCarthy  
 Technical fouls: NC State-None. Virginia Tech-None.  
 Attendance: 4971

| Score by periods | 1st | 2nd | OT | Total |
|------------------|-----|-----|----|-------|
| NC State         | 34  | 27  | 7  | 68    |
| Virginia Tech    | 24  | 37  | 12 | 73    |

Points In Paint Off T/O 2nd Chance Fast Break Bench  
 ST 24 2 18 4 13  
 VT 36 15 20 10 16

## Game #16 - Wake Forest 77, NC State 74

### Jan. 10, 2016 - Winston-Salem, N.C.

#### NC State 74 • 10-6, 0-3

| #                    | Player          | Total  |                 | 3-Ptr  |             | Rebounds |       |    | PF                    | TP | A  | TO | Blk | Stl | Min |
|----------------------|-----------------|--------|-----------------|--------|-------------|----------|-------|----|-----------------------|----|----|----|-----|-----|-----|
|                      |                 | FG-FGA | FG-FGA          | FT-FTA | Off         | Def      | Tot   |    |                       |    |    |    |     |     |     |
| 00                   | Abdul-Malik Abu | f      | 5-9             | 0-0    | 1-1         | 1        | 1     | 2  | 4                     | 11 | 0  | 2  | 0   | 0   | 14  |
| 01                   | Lennard Freeman | f      | 2-3             | 0-0    | 2-3         | 4        | 4     | 8  | 2                     | 6  | 1  | 2  | 0   | 1   | 24  |
| 12                   | Anthony Barber  | g      | 10-22           | 4-8    | 2-4         | 0        | 3     | 3  | 4                     | 26 | 7  | 2  | 0   | 1   | 40  |
| 14                   | Caleb Martin    | g      | 3-8             | 1-6    | 0-0         | 4        | 7     | 11 | 4                     | 7  | 3  | 2  | 1   | 2   | 35  |
| 24                   | Maverick Rowan  | g      | 5-16            | 3-11   | 0-0         | 0        | 3     | 3  | 1                     | 13 | 0  | 0  | 0   | 0   | 37  |
| 15                   | Cody Martin     |        | 4-9             | 0-0    | 0-0         | 4        | 4     | 8  | 2                     | 8  | 7  | 0  | 0   | 0   | 25  |
| 21                   | BeeJay Anya     |        | 0-2             | 0-0    | 0-0         | 1        | 2     | 3  | 5                     | 0  | 0  | 1  | 2   | 0   | 20  |
| 22                   | Shaun Kirker    |        | 1-2             | 0-0    | 1-2         | 0        | 0     | 0  | 1                     | 3  | 0  | 1  | 0   | 0   | 5   |
|                      | Team            |        |                 |        |             | 0        | 2     | 2  |                       |    |    |    |     |     |     |
| Totals               |                 |        | 30-71           | 8-25   | 6-10        | 14       | 26    | 40 | 23                    | 74 | 18 | 10 | 3   | 4   | 200 |
| FG % 1st Half: 10-34 |                 | 29.4%  | 2nd half: 20-37 | 54.1%  | Game: 30-71 |          | 42.3% |    | Deadball Rebound: 2,2 |    |    |    |     |     |     |
| 3FG % 1st Half: 3-11 |                 | 27.3%  | 2nd half: 5-14  | 35.7%  | Game: 8-25  |          | 32.0% |    |                       |    |    |    |     |     |     |
| FT % 1st Half: 2-5   |                 | 40.0%  | 2nd half: 4-5   | 80.0%  | Game: 6-10  |          | 60.0% |    |                       |    |    |    |     |     |     |

**Game #17 - Florida State 85, NC State 78**  
**Jan. 13, 2016 - PNC Arena**

Florida State 85 • 11-5, 1-3

| #      | Player               | * | 3-Ptr |        |        | Rebounds |     |     | PF | TP | A  | TO | Blk | Stl | Min |
|--------|----------------------|---|-------|--------|--------|----------|-----|-----|----|----|----|----|-----|-----|-----|
|        |                      |   | Total | FG-FGA | FT-FTA | Off      | Def | Tot |    |    |    |    |     |     |     |
| 04     | Bacon, Dwayne        | * | 6-14  | 2-5    | 1-3    | 1        | 3   | 4   | 1  | 15 | 2  | 5  | 0   | 1   | 28  |
| 05     | Beasley, Malik       | * | 7-12  | 2-3    | 6-7    | 1        | 8   | 9   | 3  | 22 | 0  | 0  | 1   | 1   | 32  |
| 15     | Bojanovsky, Boris    | * | 2-3   | 0-0    | 0-1    | 3        | 2   | 5   | 4  | 0  | 0  | 1  | 1   | 1   | 14  |
| 22     | Rathan-Mayes, Xavier | * | 3-7   | 1-3    | 4-6    | 0        | 1   | 1   | 1  | 11 | 7  | 2  | 0   | 1   | 28  |
| 32     | Brandon, Montay      | * | 0-1   | 0-0    | 0-0    | 0        | 0   | 0   | 3  | 0  | 0  | 1  | 0   | 1   | 9   |
| 01     | Bookert, Devon       | * | 6-9   | 4-4    | 2-2    | 2        | 0   | 2   | 2  | 18 | 0  | 0  | 0   | 1   | 26  |
| 03     | Bell, Benji          | * | 1-4   | 0-0    | 0-0    | 1        | 3   | 4   | 2  | 2  | 1  | 2  | 0   | 0   | 11  |
| 14     | Mann, Terance        | * | 3-6   | 0-2    | 1-3    | 3        | 6   | 9   | 2  | 7  | 0  | 0  | 2   | 0   | 27  |
| 21     | Koumadje, Chris      | * | 1-3   | 0-0    | 0-0    | 1        | 1   | 2   | 1  | 2  | 0  | 1  | 3   | 0   | 11  |
| 23     | Smith, Jarquez       | * | 2-3   | 0-0    | 0-0    | 1        | 0   | 1   | 2  | 4  | 0  | 2  | 1   | 0   | 14  |
|        | Team                 |   |       |        |        | 1        | 2   | 3   |    |    |    |    |     |     |     |
| Totals |                      |   | 31-62 | 9-17   | 14-22  | 14       | 26  | 40  | 22 | 85 | 10 | 13 | 8   | 6   | 200 |

|                 |       |       |           |       |       |       |       |       |                          |
|-----------------|-------|-------|-----------|-------|-------|-------|-------|-------|--------------------------|
| FG % 1st Half:  | 15-29 | 51.7% | 2nd half: | 16-33 | 48.5% | Game: | 31-62 | 50.0% | Deadball<br>Rebound<br>4 |
| 3FG % 1st Half: | 5-10  | 50.0% | 2nd half: | 4-7   | 57.1% | Game: | 9-17  | 52.9% |                          |
| FT % 1st Half:  | 3-8   | 37.5% | 2nd half: | 11-14 | 78.6% | Game: | 14-22 | 63.6% |                          |

**NC State 78 • 10-7, 0-4**

| #  | Player           | * | Total |       | 3-Ptr  | Rebounds |     |     | PF | TP | A  | TO | Blk | Stl | Min |
|----|------------------|---|-------|-------|--------|----------|-----|-----|----|----|----|----|-----|-----|-----|
|    |                  |   | FG-FA | FG-FA | FT-FTA | Off      | Def | Tot |    |    |    |    |     |     |     |
| 00 | Abu, Abdul-Malik | * | 6-12  | 0-0   | 9-11   | 7        | 6   | 13  | 1  | 21 | 6  | 2  | 0   | 0   | 37  |
| 12 | Barber, Anthony  | * | 6-14  | 2-5   | 2-2    | 0        | 3   | 4   | 16 | 3  | 2  | 0  | 1   | 34  |     |
| 14 | Martin, Caleb    | * | 2-13  | 1-10  | 2-2    | 1        | 2   | 3   | 3  | 7  | 2  | 1  | 1   | 32  |     |
| 21 | Any, BeeJay      | * | 1-1   | 0-0   | 0-2    | 2        | 2   | 4   | 2  | 2  | 0  | 2  | 1   | 2   |     |
| 24 | Rowan, Maverick  | * | 6-16  | 3-9   | 7-9    | 3        | 0   | 3   | 3  | 22 | 0  | 1  | 0   | 0   |     |
| 01 | Freeman, Lennard |   | 1-3   | 0-0   | 2-2    | 4        | 4   | 8   | 3  | 4  | 1  | 2  | 0   | 1   |     |
| 15 | Martin, Cody     |   | 2-4   | 1-1   | 1-4    | 1        | 3   | 4   | 2  | 6  | 1  | 1  | 0   | 2   |     |
| 22 | Kirk, Shaun      |   | 0-1   | 0-1   | 0-0    | 0        | 0   | 0   | 1  | 0  | 0  | 1  | 0   | 0   |     |
|    | Team             |   |       |       |        | 2        | 1   | 3   |    |    |    |    |     |     |     |
|    | Totals           |   | 24-64 | 7-26  | 23-32  | 20       | 21  | 41  | 19 | 78 | 13 | 12 | 2   | 6   | 200 |

|                      |       |                 |       |             |       |                          |
|----------------------|-------|-----------------|-------|-------------|-------|--------------------------|
| FG % 1st Half: 10-30 | 33.3% | 2nd half: 14-34 | 41.2% | Game: 24-64 | 37.5% | Deadball<br>Rebound<br>3 |
| 3FG % 1st Half: 3-14 | 21.4% | 2nd half: 4-12  | 33.3% | Game: 7-26  | 26.9% |                          |
| FT % 1st Half: 5-9   | 55.6% | 2nd half: 18-23 | 78.3% | Game: 23-32 | 71.9% |                          |

Officials: Roger Ayers, Tim Kelly, Michael Roberts  
Technical fouls: Florida State-None. NC State-None.  
Attendance: 16846  
Fouled out: FSU: #15 Bojanovsky, B. at 1:20 in 2nd half

| Score by periods | 1st | 2nd | Total     |        |       |     |        |       |       |
|------------------|-----|-----|-----------|--------|-------|-----|--------|-------|-------|
| Florida State    | 38  | 47  | <b>85</b> | Points | In    | Off | 2nd    | Fast  |       |
|                  |     |     |           | Paint  | Paint | T/O | Chance | Break | Bench |
| NC State         | 28  | 50  | <b>78</b> | FS     | 40    | 12  | 22     | 17    | 33    |
|                  |     |     |           | ST     | 26    | 17  | 14     | 11    | 10    |

**Game #19 - NC State 78, #20 Pittsburgh 61**  
**Jan. 19, 2016 - Pittsburgh, Pa.**

**NC State 78 • (11-8, 1-5 ACC)**

| #  | Player           |   | Total  | 3-Ptr  | Rebounds |     |     |    |    |    |    |    |    |     |     |
|----|------------------|---|--------|--------|----------|-----|-----|----|----|----|----|----|----|-----|-----|
|    |                  |   | FG-FGA | FG-FGA | FT-FTA   | Off | Def | TP | PF | TP | A  | TO | Bk | Stl | Min |
| 00 | Abu, Abdul-Malik | f | 7-13   | 0-0    | 2-4      | 2   | 8   | 10 | 3  | 16 | 0  | 3  | 1  | 0   | 34  |
| 15 | Martin, Cody     | f | 2-4    | 0-0    | 0-0      | 0   | 4   | 4  | 1  | 4  | 4  | 2  | 1  | 2   | 33  |
| 21 | Any, BeeJay      | c | 3-3    | 0-0    | 0-1      | 1   | 2   | 3  | 3  | 6  | 0  | 1  | 0  | 0   | 15  |
| 12 | Barber, Anthony  | g | 8-18   | 1-2    | 14-14    | 0   | 7   | 7  | 2  | 31 | 8  | 8  | 0  | 1   | 38  |
| 24 | Rowan, Maverick  | g | 5-11   | 4-6    | 0-0      | 1   | 0   | 1  | 0  | 14 | 0  | 3  | 0  | 0   | 31  |
| 01 | Freeman, Lennard |   | 2-4    | 0-0    | 0-1      | 5   | 9   | 14 | 3  | 4  | 0  | 0  | 0  | 0   | 28  |
| 14 | Martin, Caleb    |   | 1-5    | 1-4    | 0-0      | 0   | 3   | 3  | 3  | 3  | 0  | 1  | 0  | 0   | 21  |
|    | Team             |   |        |        |          | 4   | 0   | 4  |    |    | 1  |    |    |     |     |
|    | Totals           |   | 28-58  | 6-12   | 16-20    | 13  | 33  | 46 | 15 | 78 | 12 | 19 | 2  | 3   | 200 |

|                 |       |       |           |       |       |       |       |       |                           |
|-----------------|-------|-------|-----------|-------|-------|-------|-------|-------|---------------------------|
| FG % 1st Half:  | 18-31 | 58.1% | 2nd half: | 10-27 | 37.0% | Game: | 28-58 | 48.3% | Deadball<br>Rebounds<br>1 |
| 3FG % 1st Half: | 5-8   | 62.5% | 2nd half: | 1-4   | 25.0% | Game: | 6-12  | 50.0% |                           |
| FT % 1st Half:  | 3-3   | 100.0 | 2nd half: | 13-17 | 76.5% | Game: | 16-20 | 80.0% |                           |

**Pittsburgh 61 • (15-3, 4-2 ACC)**

| #  | Player              | Total  |        | 3-Ptr  | Rebounds |     |     |    |    |    |    |     |     |     |
|----|---------------------|--------|--------|--------|----------|-----|-----|----|----|----|----|-----|-----|-----|
|    |                     | FG-FGA | FG-FGA | FT-FTA | Off      | Def | Tot | PF | TP | A  | TO | Blk | Stl | Min |
| 01 | Jamel Artis         | f      | 4-10   | 1-4    | 7-10     | 1   | 6   | 7  | 2  | 16 | 4  | 5   | 1   | 30  |
| 02 | Michael Young       | f      | 6-13   | 0-0    | 2-2      | 1   | 6   | 7  | 0  | 14 | 1  | 3   | 1   | 34  |
| 05 | Rafael Maia         | c      | 0-0    | 0-0    | 0-0      | 1   | 0   | 1  | 3  | 0  | 0  | 1   | 0   | 9   |
| 00 | James Robinson      | g      | 3-12   | 2-5    | 1-2      | 0   | 1   | 1  | 2  | 9  | 5  | 0   | 0   | 35  |
| 15 | Sterling Smith      | g      | 1-1    | 0-0    | 2-2      | 0   | 0   | 0  | 1  | 4  | 2  | 0   | 0   | 13  |
| 03 | Damon Wilson        |        | 1-3    | 0-1    | 0-1      | 0   | 0   | 0  | 3  | 2  | 0  | 0   | 0   | 8   |
| 04 | Ryan Luther         |        | 1-2    | 0-0    | 0-0      | 1   | 2   | 3  | 1  | 2  | 0  | 1   | 1   | 10  |
| 12 | Chris Jones         |        | 2-5    | 1-3    | 0-0      | 0   | 1   | 1  | 3  | 5  | 3  | 3   | 1   | 20  |
| 21 | Sheldon Jeter       |        | 3-8    | 0-1    | 0-0      | 3   | 4   | 7  | 5  | 6  | 1  | 1   | 1   | 21  |
| 23 | Cameron Johnson     |        | 1-5    | 1-3    | 0-0      | 1   | 0   | 1  | 0  | 3  | 0  | 0   | 1   | 2   |
| 33 | Alonzo Nelson-Osoda |        | 0-1    | 0-0    | 0-0      | 1   | 0   | 1  | 0  | 0  | 0  | 0   | 0   | 6   |
|    | Team                |        |        |        |          | 1   | 0   | 1  |    |    |    |     |     |     |
|    | Totals              |        | 22-60  | 5-17   | 12-17    | 10  | 20  | 30 | 20 | 61 | 16 | 14  | 6   | 100 |

|                 |      |       |           |       |       |       |       |       |                           |
|-----------------|------|-------|-----------|-------|-------|-------|-------|-------|---------------------------|
| FG % 1st Half:  | 7-28 | 25.0% | 2nd half: | 15-32 | 46.9% | Game: | 22-60 | 36.7% | Deadball<br>Rebounds<br>0 |
| 3FG % 1st Half: | 1-5  | 20.0% | 2nd half: | 4-12  | 33.3% | Game: | 5-17  | 29.4% |                           |
| FT % 1st Half:  | 4-5  | 80.0% | 2nd half: | 8-12  | 66.7% | Game: | 12-17 | 70.6% |                           |

Officials: Brian Dorsey (R), Michael Stephens, James Breeding  
Technical fouls: NC State-None. Pittsburgh-None.  
Attendance: 9849

| Score by periods | 1st | 2nd | Total |        | In    | Off | 2nd    | Fast  |       |
|------------------|-----|-----|-------|--------|-------|-----|--------|-------|-------|
|                  |     |     |       | Points | Paint | T/O | Chance | Break | Bench |
| NC State         | 44  | 34  | 78    | ST     | 34    | 14  | 12     | 17    | 7     |
| Pittsburgh       | 19  | 42  | 61    | UP     | 24    | 16  | 15     | 9     | 19    |

**Game #18 - #5 North Carolina 67, NC State 55**  
**Jan. 16, 2016 - Chapel Hill, N.C.**

**NC State 55 • 10-8, 0-5 ACC**

| #  | Player           |   | Total  |       |        | Rebounds |     |     | PF | TP | A | TO | Blk | Stl | Min |
|----|------------------|---|--------|-------|--------|----------|-----|-----|----|----|---|----|-----|-----|-----|
|    |                  |   | FG-FGA | 3-FGA | FT-FTA | Off      | Def | Tot |    |    |   |    |     |     |     |
| 00 | Abu, Abdul-Malik | f | 5-14   | 0-0   | 2-2    | 8        | 6   | 14  | 5  | 12 | 3 | 2  | 0   | 0   | 27  |
| 21 | Anyu, BeeJay     | f | 1-2    | 0-0   | 0-0    | 1        | 3   | 4   | 5  | 2  | 0 | 1  | 3   | 0   | 28  |
| 12 | Barber, Anthony  | g | 4-11   | 1-2   | 0-0    | 0        | 3   | 3   | 1  | 9  | 1 | 5  | 0   | 0   | 35  |
| 15 | Martin, Cody     | g | 4-7    | 0-0   | 2-4    | 4        | 3   | 7   | 0  | 10 | 3 | 4  | 0   | 1   | 32  |
| 24 | Rowan, Maverick  | g | 4-15   | 2-8   | 0-0    | 1        | 0   | 1   | 2  | 10 | 0 | 1  | 0   | 1   | 36  |
| 01 | Freeman, Lennard |   | 1-1    | 0-0   | 1-2    | 1        | 1   | 2   | 0  | 3  | 0 | 1  | 0   | 0   | 21  |
| 14 | Martin, Caleb    |   | 3-5    | 1-2   | 2-2    | 1        | 1   | 2   | 3  | 9  | 0 | 3  | 0   | 2   | 21  |
|    | Team             |   |        |       |        | 1        | 3   | 4   |    |    | 1 |    |     |     |     |
|    | Totals           |   | 22-55  | 4-12  | 7-10   | 17       | 20  | 37  | 16 | 55 | 7 | 18 | 3   | 4   | 200 |

|                 |       |       |           |      |       |       |       |       |                            |
|-----------------|-------|-------|-----------|------|-------|-------|-------|-------|----------------------------|
| FG % 1st Half:  | 13-28 | 46.4% | 2nd half: | 9-27 | 33.3% | Game: | 22-55 | 40.0% | Deadball<br>Rebound<br>2,3 |
| 3FG % 1st Half: | 2-5   | 40.0% | 2nd half: | 2-7  | 28.6% | Game: | 4-12  | 33.3% |                            |
| FT % 1st Half:  | 1-2   | 50.0% | 2nd half: | 6-8  | 75.0% | Game: | 7-10  | 70.0% |                            |

**North Carolina 67 • 16-2, 5-0 ACC**

| #      | Player         | Total  |        | 3-Ptr  | Rebounds |     |     |    | PF | TP | A  | TO | Bk | Stl | Min |
|--------|----------------|--------|--------|--------|----------|-----|-----|----|----|----|----|----|----|-----|-----|
|        |                | FG-FGA | FG-FGA | FT-FTA | Off      | Def | Tot |    |    |    |    |    |    |     |     |
| 03     | Kennedy Meeks  | f      | 10-16  | 0-0    | 3-4      | 5   | 1   | 6  | 1  | 23 | 0  | 1  | 3  | 1   | 30  |
| 11     | Brice Johnson  | f      | 3-6    | 0-0    | 0-1      | 0   | 2   | 2  | 4  | 6  | 0  | 2  | 2  | 1   | 18  |
| 44     | Justin Jackson | f      | 2-9    | 1-3    | 1-2      | 3   | 0   | 3  | 2  | 6  | 2  | 1  | 0  | 0   | 28  |
| 02     | Joel Berry II  | g      | 5-9    | 3-5    | 1-2      | 1   | 3   | 4  | 1  | 14 | 4  | 3  | 1  | 1   | 32  |
| 05     | Marcus Paige   | g      | 1-9    | 0-6    | 1-2      | 0   | 2   | 2  | 0  | 3  | 3  | 2  | 0  | 2   | 31  |
| 00     | Nate Britt     |        | 1-5    | 1-3    | 0-0      | 2   | 1   | 3  | 1  | 3  | 4  | 0  | 0  | 3   | 17  |
| 01     | Theo Pinson    |        | 0-5    | 0-2    | 2-2      | 1   | 2   | 3  | 0  | 2  | 0  | 0  | 0  | 0   | 12  |
| 04     | Isaiah Hicks   |        | 3-5    | 0-0    | 4-6      | 3   | 3   | 6  | 4  | 10 | 2  | 0  | 1  | 0   | 18  |
| 24     | Kenny Williams |        | 0-0    | 0-0    | 0-0      | 0   | 0   | 0  | 0  | 0  | 0  | 0  | 0  | 0   | 2   |
| 32     | Luke Maye      |        | 0-2    | 0-1    | 0-0      | 2   | 2   | 4  | 1  | 0  | 2  | 0  | 0  | 0   | 7   |
| 42     | Joel James     |        | 0-0    | 0-0    | 0-0      | 0   | 0   | 0  | 1  | 0  | 0  | 0  | 0  | 0   | 5   |
|        | Team           |        |        |        |          | 4   | 1   | 5  |    |    |    |    |    |     |     |
| Totals |                |        | 25-66  | 5-20   | 12-19    | 21  | 17  | 38 | 15 | 67 | 17 | 9  | 7  | 8   | 200 |

|                 |       |       |           |       |       |       |       |       |                          |
|-----------------|-------|-------|-----------|-------|-------|-------|-------|-------|--------------------------|
| FG % 1st Half:  | 11-32 | 34.4% | 2nd half: | 14-34 | 41.2% | Game: | 25-66 | 37.9% | Deadball<br>Rebound<br>4 |
| 3FG % 1st Half: | 2-9   | 22.2% | 2nd half: | 3-11  | 27.3% | Game: | 5-20  | 25.0% |                          |
| FT % 1st Half:  | 5-11  | 45.5% | 2nd half: | 7-8   | 87.5% | Game: | 12-19 | 63.2% |                          |

Officials: Mike Eades, Sean Hull, Terry Wymer  
Technical fouls: NC State-None. North Carolina-None.  
Attendance: 21750

| Score by periods | 1st | 2nd | Total     |
|------------------|-----|-----|-----------|
| NC State         | 29  | 26  | <b>55</b> |
| North Carolina   | 29  | 38  | <b>67</b> |

|        | In    | Off | 2nd    | Fast  |       |
|--------|-------|-----|--------|-------|-------|
| Points | Paint | T/O | Chance | Break | Bench |
| ST     | 26    | 7   | 23     | 4     | 12    |
| NC     | 36    | 17  | 24     | 7     | 15    |

Last FG - ST 2nd-02:15, NC 2nd-02:31.  
 Largest lead - ST hv 5 1st-10:48, NC hv 17 2nd-06:59.

Score tied - 3 times.  
 Lead changed - 8 times.

**Game #20 - #12 Duke 88, NC State 78**  
**Jan. 23, 2016 - PNC Arena**

**Duke 88 • 15-5, 4-3**

| #  | Player           | Total   |        | 3-Ptr  | Rebounds |     |       | PF | TP | A  | TO | Blk | Stl | Min |
|----|------------------|---------|--------|--------|----------|-----|-------|----|----|----|----|-----|-----|-----|
|    |                  | FG-FGA  | FG-FGA | FT-FTA | Off      | Def | Total |    |    |    |    |     |     |     |
| 03 | Grayson Allen    | * 11-17 | 1-5    | 5-5    | 1        | 6   | 7     | 4  | 28 | 7  | 1  | 0   | 0   | 34  |
| 05 | Luke Kennard     | * 4-12  | 2-8    | 2-2    | 0        | 1   | 1     | 2  | 12 | 1  | 1  | 0   | 0   | 31  |
| 13 | Matt Jones       | * 2-6   | 2-3    | 2-2    | 1        | 0   | 1     | 2  | 8  | 3  | 1  | 1   | 0   | 36  |
| 14 | Brendon Ingram   | * 10-16 | 4-6    | 1-3    | 1        | 6   | 7     | 2  | 25 | 3  | 3  | 1   | 2   | 39  |
| 40 | Marshall Plumlee | * 3-4   | 0-0    | 4-6    | 6        | 2   | 8     | 4  | 10 | 2  | 0  | 1   | 1   | 39  |
| 12 | Derryck Thornton | * 2-4   | 1-3    | 0-0    | 0        | 3   | 3     | 1  | 5  | 0  | 3  | 0   | 1   | 20  |
| 34 | Sean Obi         | 0-0     | 0-0    | 0-0    | 0        | 0   | 0     | 0  | 0  | 0  | 0  | 0   | 0   | 1   |
|    | Team             |         |        |        | 1        | 3   | 4     |    |    |    |    |     |     |     |
|    | Totals           | 32-59   | 10-25  | 14-18  | 10       | 21  | 31    | 15 | 88 | 16 | 9  | 3   | 4   | 200 |

|                      |       |                 |       |             |       |                          |
|----------------------|-------|-----------------|-------|-------------|-------|--------------------------|
| FG % 1st Half: 15-35 | 42.9% | 2nd half: 17-24 | 70.8% | Game: 32-59 | 54.2% | Deadba<br>Rebound<br>2,1 |
| 3FG % 1st Half: 3-14 | 21.4% | 2nd half: 7-11  | 63.6% | Game: 10-25 | 40.0% |                          |
| FT % 1st Half: 3-5   | 60.0% | 2nd half: 11-13 | 84.6% | Game: 14-18 | 77.8% |                          |

NC State 78 • 11-9, 1-6

| #      | Player           |   | Total  |        | 3-Ptr  | Rebounds |     |       |    |    |    |    |     |     |  | Min |
|--------|------------------|---|--------|--------|--------|----------|-----|-------|----|----|----|----|-----|-----|--|-----|
|        |                  |   | FG-FGA | FG-FGA | FT-FTA | Off      | Def | Total | PF | TP | A  | TO | Blk | Stl |  |     |
| 00     | Abu, Abdul-Malik | * | 6-9    | 0-0    | 2-6    | 1        | 4   | 5     | 4  | 14 | 2  | 2  | 1   | 1   |  | 28  |
| 12     | Barber, Anthony  | * | 8-14   | 3-4    | 0-0    | 0        | 0   | 0     | 1  | 19 | 1  | 2  | 0   | 3   |  | 39  |
| 15     | Martin, Cody     | * | 6-8    | 1-1    | 0-0    | 2        | 2   | 4     | 5  | 13 | 4  | 3  | 0   | 0   |  | 28  |
| 21     | Anyia, BeeJay    | * | 2-5    | 0-0    | 0-0    | 2        | 2   | 4     | 2  | 4  | 0  | 1  | 1   | 0   |  | 19  |
| 24     | Rowan, Maverick  | * | 3-11   | 1-8    | 5-5    | 0        | 2   | 2     | 2  | 12 | 4  | 0  | 0   | 0   |  | 35  |
| 01     | Freeman, Lennard |   | 1-3    | 0-0    | 0-0    | 2        | 5   | 7     | 3  | 2  | 6  | 0  | 0   | 0   |  | 26  |
| 14     | Martin, Caleb    |   | 5-10   | 3-8    | 1-2    | 1        | 3   | 4     | 0  | 14 | 2  | 1  | 0   | 1   |  | 25  |
|        | Team             |   |        |        |        | 1        | 1   | 2     |    |    |    |    |     |     |  |     |
| Totals |                  |   | 31-60  | 8-21   | 8-13   | 9        | 19  | 28    | 17 | 78 | 19 | 9  | 2   | 5   |  | 200 |

|                      |       |                 |       |             |       |                          |
|----------------------|-------|-----------------|-------|-------------|-------|--------------------------|
| FG % 1st Half: 17-30 | 56.7% | 2nd half: 14-30 | 46.7% | Game: 31-60 | 51.7% | Deadball<br>Rebound<br>3 |
| 3FG % 1st Half: 6-9  | 66.7% | 2nd half: 2-12  | 16.7% | Game: 8-21  | 38.1% |                          |
| FT % 1st Half: 3-4   | 75.0% | 2nd half: 5-9   | 55.6% | Game: 8-13  | 61.5% |                          |

Officials: Tim Nestor, Bill Covington, Brian O'Connell

Technical fouls: Duke None; NC State None.  
Attendance: 19500  
Fouled out: NCSU: #15, Martin, C. at 00:37.3

| Score by periods | 1st | 2nd | Total     |
|------------------|-----|-----|-----------|
| Duke             | 36  | 52  | <b>88</b> |
| NC State         | 43  | 35  | <b>78</b> |

Last FG - DU 2nd-01:17, ST 2nd-00:44. Score tied - 5 times.

## Game #21 - Georgia Tech 90, NC State 83

### Jan. 27, 2016 - PNC Arena

#### Georgia Tech 90 • 12-8, 2-5

| #  | Player               | Total  |        |        | 3-Ptr  |        |        | Rebounds |     |     | PF | TP | A | TO  | Blk | Stl | Min |
|----|----------------------|--------|--------|--------|--------|--------|--------|----------|-----|-----|----|----|---|-----|-----|-----|-----|
|    |                      | FG-FGA | FG-FGA | FT-FTA | FG-FGA | FG-FGA | FT-FTA | Off      | Def | Tot |    |    |   |     |     |     |     |
| 02 | Smith, Adam          | * 5-12 | 4-10   | 6-6    | 0      | 3      | 3      | 1        | 20  | 2   | 3  | 0  | 0 | 33  |     |     |     |
| 03 | Georges-Hunt, Marcus | * 8-17 | 1-3    | 9-9    | 2      | 1      | 3      | 4        | 26  | 3   | 2  | 2  | 1 | 34  |     |     |     |
| 11 | Heath, Josh          | * 0-3  | 0-0    | 4-4    | 0      | 3      | 3      | 3        | 4   | 2   | 0  | 0  | 3 | 26  |     |     |     |
| 32 | Jacobs, Nick         | * 8-14 | 0-0    | 4-4    | 2      | 5      | 7      | 2        | 20  | 1   | 0  | 1  | 1 | 29  |     |     |     |
| 33 | White, James         | * 3-5  | 0-0    | 0-0    | 2      | 1      | 3      | 4        | 6   | 2   | 1  | 1  | 0 | 14  |     |     |     |
| 00 | Mitchell, Charles    | 4-8    | 0-0    | 3-7    | 4      | 6      | 10     | 3        | 11  | 1   | 0  | 1  | 0 | 27  |     |     |     |
| 01 | Jackson, Tadic       | 0-5    | 0-1    | 2-2    | 0      | 1      | 1      | 0        | 2   | 2   | 0  | 0  | 1 | 13  |     |     |     |
| 12 | Stephens, Quinton    | 0-2    | 0-0    | 0-0    | 1      | 2      | 3      | 1        | 0   | 2   | 3  | 0  | 1 | 14  |     |     |     |
| 44 | Lammers, Ben         | 0-0    | 0-0    | 1-2    | 2      | 2      | 4      | 2        | 1   | 0   | 0  | 0  | 0 | 10  |     |     |     |
|    | Team                 |        |        |        | 2      | 4      | 6      |          |     |     |    |    |   |     |     |     |     |
|    | Totals               | 28-66  | 5-14   | 29-34  | 15     | 28     | 43     | 20       | 90  | 15  | 9  | 5  | 7 | 200 |     |     |     |

FG % 1st Half: 18-38 47.4% 2nd half: 10-28 35.7% Game: 28-66 42.4%  
 3FG % 1st Half: 5-9 55.6% 2nd half: 0-5 0.0% Game: 5-14 35.7%  
 FT % 1st Half: 6-6 100.0 2nd half: 23-28 82.1% Game: 29-34 85.3%

Deadbe  
Rebound  
3

#### NC State 83 • 11-10, 1-7

| #  | Player           | Total   |        |        | 3-Ptr  |        |        | Rebounds |     |     | PF | TP | A | TO  | Blk | Stl | Min |
|----|------------------|---------|--------|--------|--------|--------|--------|----------|-----|-----|----|----|---|-----|-----|-----|-----|
|    |                  | FG-FGA  | FG-FGA | FT-FTA | FG-FGA | FG-FGA | FT-FTA | Off      | Def | Tot |    |    |   |     |     |     |     |
| 00 | Abu, Abdul-Malik | * 9-18  | 0-0    | 4-6    | 6      | 5      | 11     | 3        | 22  | 1   | 6  | 0  | 0 | 37  |     |     |     |
| 01 | Freeman, Lennard | * 0-0   | 0-0    | 0-0    | 0      | 3      | 3      | 4        | 0   | 0   | 0  | 0  | 0 | 24  |     |     |     |
| 12 | Barber, Anthony  | * 13-27 | 2-5    | 8-8    | 0      | 4      | 4      | 4        | 36  | 5   | 0  | 0  | 2 | 40  |     |     |     |
| 15 | Martin, Cody     | * 1-2   | 0-0    | 1-2    | 1      | 4      | 5      | 5        | 3   | 3   | 1  | 0  | 0 | 18  |     |     |     |
| 24 | Rowan, Maverick  | * 3-8   | 3-6    | 4-5    | 0      | 1      | 1      | 2        | 13  | 0   | 1  | 0  | 0 | 33  |     |     |     |
| 14 | Martin, Caleb    | * 1-5   | 1-3    | 2-3    | 1      | 3      | 4      | 3        | 5   | 1   | 1  | 0  | 1 | 29  |     |     |     |
| 21 | Any, BeeJay      | 2-4     | 0-0    | 0-0    | 0      | 3      | 3      | 3        | 4   | 1   | 1  | 4  | 1 | 19  |     |     |     |
|    | Team             |         |        |        | 2      | 2      | 4      |          |     |     |    |    |   |     |     |     |     |
|    | Totals           | 29-64   | 6-14   | 19-24  | 10     | 25     | 35     | 24       | 83  | 11  | 10 | 4  | 4 | 200 |     |     |     |

FG % 1st Half: 13-29 44.8% 2nd half: 16-35 45.7% Game: 29-64 45.3%  
 3FG % 1st Half: 0-5 0.0% 2nd half: 6-9 66.7% Game: 6-14 42.9%  
 FT % 1st Half: 7-7 100.0 2nd half: 12-17 70.6% Game: 19-24 79.2%

Deadbe  
Rebound  
2

Officials: Brian Kersey, Tim Kelly, Lamar Simpson  
 Technical fouls: Georgia Tech-White, James. NC State-Abu, Abdul-Malik.  
 Attendance: 15945

Fouled out: NCSU: #15 Martin, Co. at 0:51.4 in 2nd half

| Score by periods | 1st | 2nd | Total |
|------------------|-----|-----|-------|
| Georgia Tech     | 47  | 43  | 90    |
| NC State         | 33  | 50  | 83    |

| Points | In | Off | 2nd | Fast | Bench |
|--------|----|-----|-----|------|-------|
| GT     | 36 | 10  | 15  | 11   | 14    |
| ST     | 30 | 10  | 11  | 0    | 9     |

Last FG - GT 2nd-02:55, ST 2nd-00:14.

Score tied - 5 times.

## Game #23 - Florida State 77, NC State 73

### Feb. 1, 2016 - Tallahassee, Fla.

#### NC State 73 • 12-11, 2-8 ACC

| #  | Player           | Total   |        |        | 3-Ptr  |        |        | Rebounds |     |     | PF | TP | A | TO  | Blk | Stl | Min |
|----|------------------|---------|--------|--------|--------|--------|--------|----------|-----|-----|----|----|---|-----|-----|-----|-----|
|    |                  | FG-FGA  | FG-FGA | FT-FTA | FG-FGA | FG-FGA | FT-FTA | Off      | Def | Tot |    |    |   |     |     |     |     |
| 00 | Abu, Abdul-Malik | f 5-8   | 0-0    | 2-2    | 1      | 4      | 5      | 3        | 12  | 1   | 1  | 1  | 0 | 25  |     |     |     |
| 01 | Freeman, Lennard | f 0-2   | 0-0    | 0-0    | 1      | 2      | 3      | 0        | 0   | 1   | 1  | 0  | 0 | 10  |     |     |     |
| 12 | Barber, Anthony  | g 10-17 | 3-5    | 8-10   | 1      | 3      | 4      | 3        | 31  | 4   | 2  | 0  | 0 | 40  |     |     |     |
| 15 | Martin, Cody     | g 5-9   | 0-0    | 0-2    | 0      | 1      | 1      | 2        | 10  | 4   | 4  | 0  | 2 | 36  |     |     |     |
| 24 | Rowan, Maverick  | g 1-7   | 1-6    | 0-0    | 0      | 1      | 1      | 0        | 3   | 0   | 1  | 0  | 1 | 33  |     |     |     |
| 14 | Martin, Caleb    | 5-10    | 4-8    | 0-1    | 0      | 6      | 6      | 0        | 14  | 3   | 0  | 0  | 1 | 30  |     |     |     |
| 21 | Any, BeeJay      | 0-2     | 0-0    | 1-2    | 2      | 2      | 4      | 4        | 1   | 0   | 0  | 2  | 1 | 22  |     |     |     |
| 22 | Kirk, Shaun      | 1-2     | 0-1    | 0-0    | 0      | 0      | 0      | 2        | 2   | 0   | 0  | 0  | 0 | 4   |     |     |     |
|    | Team             |         |        |        | 2      | 2      | 4      |          |     |     |    |    |   |     |     |     |     |
|    | Totals           | 27-57   | 8-20   | 11-17  | 7      | 21     | 28     | 14       | 73  | 13  | 10 | 3  | 5 | 200 |     |     |     |

FG % 1st Half: 10-28 35.7% 2nd half: 17-29 58.6% Game: 27-57 47.4%  
 3FG % 1st Half: 1-6 16.7% 2nd half: 7-14 50.0% Game: 8-20 40.0%  
 FT % 1st Half: 5-7 71.4% 2nd half: 6-10 60.0% Game: 11-17 64.7%

Deadball  
Rebounds  
1

#### Florida State 77 • 15-7, 5-5 ACC

| #  | Player               | Total  |        |        | 3-Ptr  |        |        | Rebounds |     |     | PF | TP | A | TO  | Blk | Stl | Min |
|----|----------------------|--------|--------|--------|--------|--------|--------|----------|-----|-----|----|----|---|-----|-----|-----|-----|
|    |                      | FG-FGA | FG-FGA | FT-FTA | FG-FGA | FG-FGA | FT-FTA | Off      | Def | Tot |    |    |   |     |     |     |     |
| 05 | Bojanovsky, Boris    | c 4-5  | 0-0    | 0-1    | 2      | 7      | 9      | 1        | 8   | 0   | 0  | 3  | 1 | 25  |     |     |     |
| 14 | Bacon, Dwayne        | g 8-17 | 2-5    | 2-2    | 0      | 2      | 2      | 2        | 20  | 1   | 2  | 0  | 1 | 31  |     |     |     |
| 05 | Beasley, Malik       | g 4-10 | 1-5    | 6-6    | 1      | 5      | 6      | 2        | 15  | 3   | 1  | 0  | 0 | 30  |     |     |     |
| 22 | Rathan-Mayes, Xavier | g 4-8  | 1-3    | 0-0    | 0      | 2      | 2      | 1        | 9   | 1   | 4  | 0  | 0 | 25  |     |     |     |
| 32 | Brandon, Montay      | g 3-3  | 0-0    | 1-4    | 2      | 2      | 4      | 2        | 7   | 5   | 0  | 0  | 0 | 27  |     |     |     |
| 01 | Bookert, Devon       | 2-6    | 2-5    | 0-2    | 0      | 2      | 2      | 2        | 6   | 3   | 0  | 0  | 0 | 24  |     |     |     |
| 03 | Bell, Benji          | 1-3    | 1-3    | 0-0    | 0      | 0      | 0      | 0        | 3   | 0   | 0  | 0  | 0 | 11  |     |     |     |
| 14 | Mann, Terance        | 3-3    | 1-1    | 0-0    | 1      | 3      | 4      | 3        | 7   | 2   | 1  | 1  | 1 | 11  |     |     |     |
| 21 | Koumadje, Chris      | 0-0    | 0-0    | 0-0    | 1      | 0      | 1      | 0        | 0   | 0   | 0  | 0  | 0 | 3   |     |     |     |
| 23 | Smith, Jarquez       | 1-2    | 0-0    | 0-0    | 1      | 2      | 3      | 2        | 2   | 0   | 2  | 3  | 0 | 13  |     |     |     |
|    | Team                 |        |        |        | 1      | 0      | 1      |          |     |     |    |    |   |     |     |     |     |
|    | Totals               | 30-57  | 8-22   | 9-15   | 9      | 25     | 34     | 15       | 77  | 15  | 10 | 7  | 3 | 200 |     |     |     |

FG % 1st Half: 16-30 53.3% 2nd half: 14-27 51.9% Game: 30-57 52.6%  
 3FG % 1st Half: 6-14 42.9% 2nd half: 2-8 25.0% Game: 8-22 36.4%  
 FT % 1st Half: 0-4 0.0% 2nd half: 9-11 81.8% Game: 9-15 60.0%

Deadball  
Rebounds  
3,3

Officials: Brian Dorsey, Michael Roberts, Tony Greene  
 Technical fouls: NC State-None. Florida State-None.  
 Attendance: 6375

| Score by periods | 1st | 2nd | Total |
|------------------|-----|-----|-------|
| NC State         | 26  | 47  | 73    |
| Florida State    | 38  | 39  | 77    |

| Points | In | Off | 2nd | Fast | Bench |
|--------|----|-----|-----|------|-------|
| ST     | 26 | 12  | 4   | 14   | 17    |
| FS     | 36 | 6   | 9   | 11   | 18    |

## Game #22 - NC State 85, #15 Miami 69

### Jan. 30, 2016 - PNC Arena

#### Miami 69 • 16-4, 5-3

| #  | Player             | Total  |        |        | 3-Ptr  |        |        | Rebounds |     |     | PF | TP | A | TO  | Blk | Stl | Min |
|----|--------------------|--------|--------|--------|--------|--------|--------|----------|-----|-----|----|----|---|-----|-----|-----|-----|
|    |                    | FG-FGA | FG-FGA | FT-FTA | FG-FGA | FG-FGA | FT-FTA | Off      | Def | Tot |    |    |   |     |     |     |     |
| 05 | Reed, Davon        | * 3-7  | 2-3    | 4-4    | 1      | 3      | 4      | 3        | 12  | 1   | 0  | 1  | 0 | 30  |     |     |     |
| 10 | McClellan, Sheldon | * 5-14 | 2-9    | 6-6    | 0      | 4      | 4      | 4        | 18  | 2   | 1  | 1  | 0 | 31  |     |     |     |
| 13 | Rodriguez, Angel   | * 5-10 | 3-8    | 2-2    | 1      | 2      | 3      | 4        | 15  | 6   | 2  | 0  | 1 | 27  |     |     |     |
| 21 | Murphy, Kamari     | * 2-6  | 0-1    | 0-0    | 0      | 4      | 4      | 1        | 4   | 0   | 1  | 0  | 0 | 24  |     |     |     |
| 23 | Jekiri, Tonye      | * 3-4  | 0-0    | 0-0    | 1      | 4      | 5      | 4        | 6   | 2   | 1  | 0  | 0 | 35  |     |     |     |
| 00 | Newton, Ja'Quan    | 4-13   | 1-2    | 1-2    | 1      | 1      | 2      | 4        | 10  | 2   | 2  | 0  | 4 | 27  |     |     |     |
| 03 | Lawrence, Anthony  | 0-0    | 0-0    | 0-0    | 0      | 0      | 0      | 2        | 0   | 0   | 0  | 1  | 0 | 3   |     |     |     |
| 12 | Palmer, James      | 1-1    | 0-0    | 2-2    | 0      | 0      | 0      | 0        | 4   | 1   | 0  | 0  | 0 | 13  |     |     |     |
| 33 | Uceda, Ivan Cruz   | 0-3    | 0-3    | 0-0    | 0      | 0      | 0      | 3        | 0   | 0   | 1  | 0  | 0 | 10  |     |     |     |
|    | Team               |        |        |        | 0      | 1      | 1      |          |     |     |    |    |   |     |     |     |     |
|    | Totals             | 23-58  | 8-26   | 15-16  | 4      | 19     | 23     | 25       | 69  | 14  | 8  | 3  | 5 | 200 |     |     |     |

FG % 1st Half: 13-31 41.9% 2nd half: 10-27 37.0% Game: 23-58 39.7%  
 3FG % 1st Half: 6-14 42.9% 2nd half: 2-12 16.7% Game: 8-26 30.8%  
 FT % 1st Half: 0-0 0.0% 2nd half: 15-16 93.8% Game: 15-16 93.8%

Deadbe  
Rebound  
1

#### NC State 85 • 12-10, 2-7

| #  | Player           | Total   |        |        | 3-Ptr  |        |        | Rebounds |     |     | PF | TP | A | TO  | Blk | Stl | Min |
|----|------------------|---------|--------|--------|--------|--------|--------|----------|-----|-----|----|----|---|-----|-----|-----|-----|
|    |                  | FG-FGA  | FG-FGA | FT-FTA | FG-FGA | FG-FGA | FT-FTA | Off      | Def | Tot |    |    |   |     |     |     |     |
| 00 | Abu, Abdul-Malik | * 7-12  | 0-0    | 5-5    | 1      | 6      | 7      | 1        | 19  | 0   | 1  | 0  | 0 | 36  |     |     |     |
| 01 | Freeman, Lennard | * 2-3   | 0-0    | 0-0    | 1      | 3      | 4      | 1        | 4   | 2   | 0  | 1  | 1 | 21  |     |     |     |
| 12 | Barber, Anthony  | * 10-18 | 0-2    | 10-10  | 0      | 3      | 3      | 1        | 30  | 4   | 4  | 0  | 0 | 40  |     |     |     |
| 15 | Martin, Cody     | * 3-4   | 0-0    | 2-2    | 1      | 0      | 1      | 4        | 8   | 4   | 1  | 0  | 1 | 21  |     |     |     |
| 24 | Rowan, Maverick  | * 1-6   | 1-3    | 6-8    | 2      | 5      | 7      | 3        | 9   | 2   | 3  | 0  | 1 | 35  |     |     |     |
| 14 | Martin, Caleb    | 4-6     | 4-6    | 1-2    | 0      | 7      | 7      | 0        | 13  | 1   | 1  | 0  | 0 | 24  |     |     |     |
| 21 | Any, BeeJay      | 0-4     | 0-0    | 2-4    | 3      | 4      | 7      | 4        | 2   | 0   | 1  | 1  | 0 | 23  |     |     |     |
|    | Team             |         |        |        | 2      | 3      | 5      |          |     |     |    |    |   |     |     |     |     |
|    | Totals           | 27-53   | 5-11   | 26-31  | 10     | 31     | 41     | 14       | 85  | 13  | 11 | 2  | 3 | 200 |     |     |     |

## Game #25 - NC State 99, Wake Forest 88

### Feb. 13, 2016 - PNC Arena

Wake Forest 88 • 10-15, 1-12

| #                          | Player               |   | Total                 |        | 3-Ptr  |                   | Rebounds |     |    | PF | TP | A       | TO | Blk | Stl | Min |
|----------------------------|----------------------|---|-----------------------|--------|--------|-------------------|----------|-----|----|----|----|---------|----|-----|-----|-----|
|                            |                      |   | FG-FGA                | FG-FGA | FT-FTA | Off               | Def      | Tot |    |    |    |         |    |     |     |     |
| 00                         | Miller-McIntyre,Codi | * | 10-17                 | 3-6    | 1-2    | 1                 | 1        | 2   | 4  | 24 | 4  | 2       | 1  | 0   | 34  |     |
| 02                         | Thomas,Devin         | * | 5-14                  | 0-0    | 5-9    | 6                 | 15       | 21  | 2  | 15 | 3  | 4       | 1  | 0   | 36  |     |
| 10                         | Wilbekin,Mitchell    | * | 3-8                   | 2-7    | 0-0    | 0                 | 0        | 0   | 3  | 8  | 0  | 0       | 0  | 0   | 25  |     |
| 13                         | Crawford,Bryant      | * | 6-13                  | 1-7    | 3-4    | 0                 | 1        | 1   | 4  | 16 | 2  | 1       | 1  | 2   | 31  |     |
| 44                         | Mitoglou,Dinos       | * | 1-2                   | 0-1    | 2-2    | 0                 | 2        | 2   | 5  | 4  | 0  | 0       | 1  | 0   | 14  |     |
| 04                         | Moore,Doral          |   | 3-5                   | 0-0    | 2-4    | 4                 | 3        | 7   | 2  | 8  | 0  | 0       | 2  | 0   | 9   |     |
| 11                         | McClinton,Greg       |   | 0-2                   | 0-0    | 2-2    | 1                 | 0        | 1   | 2  | 2  | 0  | 0       | 0  | 1   | 9   |     |
| 20                         | Collins,John         |   | 1-1                   | 0-0    | 3-4    | 0                 | 0        | 0   | 5  | 5  | 1  | 2       | 0  | 1   | 11  |     |
| 23                         | Watson,Rondale       |   | 2-2                   | 2-2    | 0-0    | 0                 | 0        | 0   | 2  | 6  | 0  | 1       | 0  | 1   | 13  |     |
| 25                         | Hudson,Cornelius     |   | 0-2                   | 0-2    | 0-0    | 1                 | 1        | 2   | 3  | 0  | 1  | 1       | 1  | 0   | 18  |     |
|                            | Team                 |   |                       |        |        | 0                 | 2        | 2   |    |    |    |         |    |     |     |     |
| Totals                     |                      |   | 31-66                 | 8-25   | 18-27  | 13                | 25       | 38  | 32 | 88 | 11 | 11      | 7  | 5   | 200 |     |
| FG % 1st Half: 15-27 55.6% |                      |   | 2nd half: 16-39 41.0% |        |        | Game: 31-66 47.0% |          |     |    |    |    | Deadbs  |    |     |     |     |
| 3FG % 1st Half: 3-11 27.3% |                      |   | 2nd half: 5-14 35.7%  |        |        | Game: 8-25 32.0%  |          |     |    |    |    | Rebound |    |     |     |     |
| FT % 1st Half: 11-15 73.3% |                      |   | 2nd half: 7-12 58.3%  |        |        | Game: 18-27 66.7% |          |     |    |    |    | 4       |    |     |     |     |

NC State 99 • 13-12, 3-9

| #                          | Player           | Total                 |        | 3-Ptr             |     | Rebounds |     |    | PF | TP | A | TO | Blk | Stl | Min |
|----------------------------|------------------|-----------------------|--------|-------------------|-----|----------|-----|----|----|----|---|----|-----|-----|-----|
|                            |                  | FG-FGA                | FG-FGA | FT-FTA            | Off | Def      | Tot |    |    |    |   |    |     |     |     |
| 00                         | Abu, Abdul-Malik | * 4-10                | 0-0    | 3-7               | 3   | 3        | 6   | 4  | 11 | 0  | 1 | 4  | 0   | 27  |     |
| 01                         | Freeman, Lennard | * 1-2                 | 0-0    | 0-0               | 1   | 4        | 5   | 4  | 2  | 1  | 2 | 0  | 0   | 18  |     |
| 12                         | Barber, Anthony  | * 10-20               | 1-4    | 17-20             | 0   | 5        | 5   | 1  | 38 | 3  | 3 | 0  | 0   | 40  |     |
| 15                         | Martin, Cody     | * 3-4                 | 0-0    | 2-2               | 0   | 3        | 3   | 4  | 8  | 2  | 0 | 1  | 2   | 18  |     |
| 14                         | Rowan, Maverick  | * 5-11                | 3-9    | 7-8               | 2   | 2        | 4   | 1  | 20 | 0  | 2 | 0  | 0   | 37  |     |
| 24                         | Martin, Caleb    | 6-9                   | 4-7    | 2-4               | 1   | 6        | 7   | 0  | 18 | 2  | 1 | 0  | 1   | 35  |     |
| 21                         | Anyia, BeeJay    | 0-2                   | 0-0    | 2-4               | 2   | 3        | 5   | 4  | 2  | 1  | 0 | 0  | 0   | 21  |     |
| 22                         | Kirk, Shaun      | 0-0                   | 0-0    | 0-0               | 0   | 0        | 0   | 0  | 0  | 0  | 0 | 0  | 0   | 4   |     |
|                            | Team             |                       |        |                   | 2   | 1        | 3   |    |    |    |   |    |     |     |     |
| Totals                     |                  | 29-58                 | 8-20   | 33-45             | 11  | 27       | 38  | 18 | 99 | 9  | 9 | 5  | 3   | 200 |     |
| FG % 1st Half: 16-34 47.1% |                  | 2nd half: 13-24 54.2% |        | Game: 29-58 50.0% |     | Deadbs   |     |    |    |    |   |    |     |     |     |
| 3FG % 1st Half: 5-14 35.7% |                  | 2nd half: 3-6 50.0%   |        | Game: 8-20 40.0%  |     | Rebound  |     |    |    |    |   |    |     |     |     |
| FT % 1st Half: 9-14 64.3%  |                  | 2nd half: 24-31 77.4% |        | Game: 33-45 73.3% |     | 5        |     |    |    |    |   |    |     |     |     |

Officials: Jerry Heater, Louis Andrakakos, Ray Styons  
 Technical fouls: Wake Forest-None. NC State-None.  
 Attendance: 17074  
 Fouled Out: WFU: #44 Mitoglou, K. @ 4:59 in 2nd half  
 #20 Collins, J. @ 1:29 in 2nd half

| Score by periods | 1st | 2nd | Total |
|------------------|-----|-----|-------|
| Wake Forest      | 44  | 44  | 88    |
| NC State         | 46  | 53  | 99    |

| Points | In Paint | Off T/O | 2nd Chance | Fast Break | Bench |
|--------|----------|---------|------------|------------|-------|
| WF     | 34       | 6       | 15         | 15         | 21    |
| ST     | 32       | 17      | 16         | 12         | 20    |

## Game #27 - NC State 77, Clemson 74

### Feb. 20, 2016 - PNC Arena

Clemson 74 • 16-11, 9-6

| #                    | Player            | Total   |                 | 3-Ptr  | Rebounds    |     |       |    | PF       | TP | A | TO | Blk | Stl | Min |
|----------------------|-------------------|---------|-----------------|--------|-------------|-----|-------|----|----------|----|---|----|-----|-----|-----|
|                      |                   | FG-FGA  | FG-FGA          | FT-FTA | Off         | Def | Tot   |    |          |    |   |    |     |     |     |
| 05                   | Blossomgame,Jaron | * 12-22 | 3-8             | 6-7    | 0           | 4   | 4     | 2  | 33       | 2  | 0 | 2  | 0   | 37  |     |
| 12                   | Holmes,Avry       | * 3-9   | 2-6             | 0-1    | 1           | 2   | 3     | 2  | 8        | 6  | 0 | 0  | 1   | 31  |     |
| 15                   | Grantham,Donte    | * 2-8   | 1-5             | 0-0    | 1           | 3   | 4     | 3  | 5        | 7  | 0 | 0  | 3   | 33  |     |
| 20                   | Roper,Jordan      | * 1-4   | 0-2             | 0-0    | 0           | 1   | 1     | 2  | 2        | 1  | 0 | 0  | 2   | 28  |     |
| 35                   | Nnoko,Landry      | * 2-5   | 0-0             | 3-4    | 2           | 2   | 4     | 1  | 7        | 0  | 0 | 4  | 0   | 23  |     |
| 10                   | DeVoe,Gabe        | * 3-6   | 1-4             | 0-0    | 0           | 2   | 2     | 2  | 7        | 0  | 0 | 0  | 0   | 25  |     |
| 11                   | Hudson,Ty         | 0-1     | 0-1             | 0-0    | 0           | 0   | 0     | 0  | 0        | 0  | 0 | 0  | 0   | 3   |     |
| 33                   | Smith,Josh        | 0-1     | 0-1             | 0-0    | 0           | 0   | 0     | 0  | 0        | 0  | 1 | 0  | 0   | 3   |     |
| 50                   | Djitte,Sidy       | 6-8     | 0-0             | 0-0    | 3           | 5   | 8     | 4  | 12       | 0  | 0 | 0  | 0   | 17  |     |
|                      | Team              |         |                 |        | 3           | 1   | 4     |    |          |    |   |    |     |     |     |
| Totals               |                   | 29-64   | 7-27            | 9-12   | 10          | 20  | 30    | 16 | 74       | 16 | 1 | 6  | 6   | 200 |     |
| FG % 1st Half: 15-32 |                   | 46.9%   | 2nd half: 14-32 | 43.8%  | Game: 29-64 |     | 45.3% |    | Deadball |    |   |    |     |     |     |
| 3FG % 1st Half: 4-12 |                   | 33.3%   | 2nd half: 3-15  | 20.0%  | Game: 7-27  |     | 25.9% |    | Rebounds |    |   |    |     |     |     |
| FT % 1st Half: 0-0   |                   | 0.0%    | 2nd half: 9-12  | 75.0%  | Game: 9-12  |     | 75.0% |    | 1        |    |   |    |     |     |     |

NC State 77 • 14-13, 4-10

| #                          | Player           | Total                 |        | 3-Ptr             | Rebounds |     |     | PF | TP | A  | TO | Blk | Stl | Min      |
|----------------------------|------------------|-----------------------|--------|-------------------|----------|-----|-----|----|----|----|----|-----|-----|----------|
|                            |                  | FG-FGA                | FG-FGA | FT-FTA            | Off      | Def | Tot |    |    |    |    |     |     |          |
| 00                         | Abu, Abdul-Malik | * 7-12                | 0-0    | 3-4               | 8        | 8   | 16  | 3  | 17 | 1  | 1  | 3   | 0   | 33       |
| 01                         | Freeman, Lennard | * 0-0                 | 0-0    | 1-2               | 0        | 1   | 1   | 1  | 1  | 1  | 1  | 0   | 0   | 13       |
| 12                         | Barber, Anthony  | * 1-12                | 0-3    | 6-7               | 0        | 3   | 3   | 0  | 8  | 5  | 3  | 0   | 0   | 37       |
| 15                         | Martin, Cody     | * 2-6                 | 1-1    | 2-2               | 3        | 1   | 4   | 3  | 7  | 2  | 3  | 0   | 0   | 27       |
| 24                         | Rowan, Maverick  | * 8-15                | 4-9    | 0-0               | 1        | 2   | 3   | 0  | 20 | 0  | 1  | 0   | 0   | 31       |
| 14                         | Martin, Caleb    | 6-10                  | 4-7    | 0-0               | 0        | 6   | 6   | 3  | 16 | 3  | 1  | 1   | 1   | 32       |
| 21                         | Anyia, BeeJay    | 4-5                   | 0-0    | 0-1               | 2        | 4   | 6   | 3  | 8  | 1  | 0  | 3   | 0   | 27       |
|                            | Team             |                       |        |                   | 2        | 2   | 4   |    |    |    |    |     |     |          |
| Totals                     |                  | 28-60                 | 9-20   | 12-16             | 16       | 27  | 43  | 13 | 77 | 13 | 10 | 7   | 1   | 200      |
| FG % 1st Half: 12-30 40.0% |                  | 2nd half: 16-30 53.3% |        | Game: 28-60 46.7% |          |     |     |    |    |    |    |     |     | Deadball |
| 3FG % 1st Half: 4-11 36.4% |                  | 2nd half: 5-9 55.6%   |        | Game: 9-20 45.0%  |          |     |     |    |    |    |    |     |     | Rebounds |
| FT % 1st Half: 7-8 87.5%   |                  | 2nd half: 5-8 62.5%   |        | Game: 12-16 75.0% |          |     |     |    |    |    |    |     |     | 0        |

Officials: Tim Kelly, Roger Ayers, Tim Nestor  
 Technical fouls: Clemson-None. NC State-None.  
 Attendance: 17536

| Score by periods | 1st | 2nd | Total |
|------------------|-----|-----|-------|
| Clemson          | 34  | 40  | 74    |
| NC State         | 35  | 42  | 77    |

| Points | In Paint | Off T/O | 2nd Chance | Fast Break | Bench |
|--------|----------|---------|------------|------------|-------|
| CU     | 36       | 22      | 10         | 15         | 19    |
| ST     | 28       | 2       | 14         | 3          | 24    |

## Game #26 - #7 Virginia 73, NC State 53

### Feb. 15, 2016 - Charlottesville, Va.

NC State 53 • 13-13, 3-10 ACC

| #                    | Player           | Total  |                | 3-Ptr  |       | Rebounds    |     |       | PF      | TP | A | TO | Blk | Stl | Min |
|----------------------|------------------|--------|----------------|--------|-------|-------------|-----|-------|---------|----|---|----|-----|-----|-----|
|                      |                  | FG-FGA | FG-FGA         | FT-FTA | Off   | Def         | Tot |       |         |    |   |    |     |     |     |
| 00                   | Abu, Abdul-Malik | f      | 0-0            | 0-0    | 1-2   | 0           | 2   | 2     | 4       | 1  | 1 | 3  | 0   | 1   | 22  |
| 01                   | Freeman, Lennard | f      | 4-5            | 0-0    | 1-2   | 1           | 1   | 2     | 1       | 9  | 0 | 0  | 1   | 0   | 25  |
| 12                   | Barber, Anthony  | g      | 4-11           | 1-3    | 5-6   | 1           | 4   | 5     | 2       | 14 | 2 | 5  | 0   | 1   | 40  |
| 15                   | Martin, Cody     | g      | 6-10           | 0-1    | 0-0   | 4           | 2   | 6     | 1       | 12 | 1 | 1  | 0   | 2   | 32  |
| 24                   | Rowan, Maverick  | g      | 1-10           | 1-6    | 0-0   | 0           | 5   | 5     | 2       | 3  | 0 | 1  | 0   | 0   | 35  |
| 14                   | Martin, Caleb    |        | 1-7            | 1-6    | 3-6   | 0           | 4   | 4     | 0       | 6  | 1 | 2  | 0   | 2   | 19  |
| 21                   | Anyia, BeeJay    |        | 3-4            | 0-0    | 2-2   | 2           | 1   | 3     | 1       | 8  | 0 | 0  | 4   | 0   | 27  |
|                      | Team             |        |                |        |       | 0           | 0   | 0     |         |    |   |    |     |     |     |
| Totals               |                  |        | 19-47          | 3-16   | 12-18 | 8           | 19  | 27    | 11      | 53 | 5 | 12 | 5   | 6   | 200 |
| FG % 1st Half: 12-23 |                  | 52.2%  | 2nd half: 7-24 |        | 29.2% | Game: 19-47 |     | 40.4% | Deadba  |    |   |    |     |     |     |
| 3FG % 1st Half: 3-7  |                  | 42.9%  | 2nd half: 0-9  |        | 0.0%  | Game: 3-16  |     | 18.8% | Rebound |    |   |    |     |     |     |
| FT % 1st Half: 4-4   |                  | 100.0  | 2nd half: 8-14 |        | 57.1% | Game: 12-18 |     | 66.7% | 4,1     |    |   |    |     |     |     |

Virginia 73 • 21-5, 10-4 ACC

| #                    | Player           | Total  |                 | 3-Ptr  |       | Rebounds    |     |       | PF                   | TP | A  | TO | Blk | Stl | Min |
|----------------------|------------------|--------|-----------------|--------|-------|-------------|-----|-------|----------------------|----|----|----|-----|-----|-----|
|                      |                  | FG-FGA | FG-FGA          | FT-FTA | Off   | Def         | Tot |       |                      |    |    |    |     |     |     |
| 13                   | Anthony Gill     | f      | 3-8             | 0-0    | 0-0   | 2           | 3   | 5     | 1                    | 6  | 0  | 1  | 0   | 0   | 23  |
| 21                   | Isaiah Wilkins   | f      | 3-6             | 0-0    | 0-0   | 3           | 10  | 13    | 1                    | 6  | 3  | 1  | 1   | 0   | 33  |
| 00                   | Devon Hall       | g      | 3-5             | 0-0    | 0-0   | 0           | 0   | 0     | 2                    | 6  | 3  | 1  | 0   | 3   | 25  |
| 15                   | Malcolm Brogdon  | g      | 9-13            | 4-7    | 0-0   | 0           | 1   | 1     | 2                    | 22 | 5  | 1  | 0   | 1   | 35  |
| 32                   | London Perrantes | g      | 6-11            | 5-8    | 2-2   | 0           | 1   | 1     | 2                    | 19 | 5  | 4  | 0   | 1   | 34  |
| 04                   | Marial Shayok    |        | 1-2             | 1-1    | 1-2   | 0           | 1   | 1     | 1                    | 4  | 2  | 0  | 0   | 0   | 18  |
| 10                   | Mike Tobey       |        | 3-4             | 0-0    | 1-1   | 0           | 3   | 3     | 2                    | 7  | 1  | 1  | 0   | 0   | 17  |
| 11                   | Evan Nolte       |        | 0-1             | 0-1    | 0-0   | 0           | 0   | 0     | 0                    | 0  | 1  | 0  | 0   | 0   | 4   |
| 24                   | Caid Kirven      |        | 0-0             | 0-0    | 0-0   | 0           | 0   | 0     | 0                    | 0  | 0  | 0  | 0   | 0   | 1   |
| 21                   | Jarred Reuter    |        | 1-2             | 0-0    | 1-1   | 0           | 0   | 0     | 1                    | 3  | 0  | 0  | 0   | 0   | 2   |
| 33                   | Jack Salt        |        | 0-1             | 0-0    | 0-0   | 0           | 1   | 1     | 1                    | 0  | 0  | 0  | 0   | 0   | 2   |
| 51                   | Darius Thompson  |        | 0-1             | 0-1    | 0-0   | 0           | 0   | 0     | 1                    | 0  | 1  | 1  | 0   | 1   | 6   |
| Team                 |                  |        |                 |        |       | 1           | 1   | 2     |                      |    |    |    |     |     |     |
| Totals               |                  |        | 29-54           | 10-18  | 5-6   | 6           | 21  | 27    | 14                   | 73 | 21 | 10 | 1   | 6   | 200 |
| FG % 1st Half: 12-27 |                  | 44.4%  | 2nd half: 17-27 |        | 63.0% | Game: 29-54 |     | 53.7% | Deadball Rebound 0,1 |    |    |    |     |     |     |
| 3FG % 1st Half: 4-9  |                  | 44.4%  | 2nd half: 6-9   |        | 66.7% | Game: 10-18 |     | 55.6% |                      |    |    |    |     |     |     |
| FT % 1st Half: 3-4   |                  | 75.0%  | 2nd half: 2-2   |        | 100.0 | Game: 5-6   |     | 83.3% |                      |    |    |    |     |     |     |



## Game #29 - Syracuse 75, NC State 66 Feb. 27, 2016 - Syracuse, N.Y.

NC State 66 • (14-15) (4-12)

| #                    | Player           | Total  |                 | 3-Ptr  |             | Rebounds    |    |              | PF      | TP | A  | TO | Blk | Stl | Min |
|----------------------|------------------|--------|-----------------|--------|-------------|-------------|----|--------------|---------|----|----|----|-----|-----|-----|
|                      |                  | FG-FGA | FG-FGA          | FT-FTA | Off Def Tot | PF          | TP | A TO Blk Stl |         |    |    |    |     |     |     |
| 00                   | Abu, Abdul-Malik | f      | 5-10            | 0-0    | 4-7         | 5           | 7  | 12           | 3       | 14 | 2  | 2  | 1   | 1   | 28  |
| 15                   | Martin, Cody     | f      | 1-5             | 0-0    | 0-0         | 0           | 4  | 4            | 3       | 2  | 3  | 3  | 0   | 4   | 36  |
| 21                   | Any, BeeJay      | c      | 2-4             | 0-0    | 3-4         | 2           | 5  | 7            | 2       | 7  | 0  | 0  | 1   | 2   | 24  |
| 12                   | Barber, Anthony  | g      | 3-8             | 1-2    | 8-9         | 0           | 4  | 4            | 3       | 15 | 0  | 2  | 0   | 0   | 34  |
| 14                   | Martin, Caleb    | g      | 7-19            | 1-7    | 3-4         | 2           | 6  | 8            | 2       | 18 | 0  | 1  | 0   | 3   | 36  |
| 01                   | Freeman, Lennard |        | 0-1             | 0-0    | 0-0         | 0           | 0  | 0            | 0       | 0  | 4  | 1  | 0   | 0   | 15  |
| 22                   | Kirk, Shaun      |        | 0-1             | 0-0    | 0-0         | 0           | 0  | 0            | 0       | 0  | 0  | 0  | 0   | 1   | 2   |
| 24                   | Rowan, Maverick  |        | 4-11            | 2-8    | 0-0         | 0           | 2  | 2            | 3       | 10 | 1  | 5  | 0   | 1   | 25  |
| Team                 |                  |        |                 |        |             | 0           | 1  | 1            |         |    |    |    |     |     |     |
| Totals               |                  |        | 22-59           | 4-17   | 18-24       | 9           | 29 | 38           | 16      | 66 | 10 | 15 | 2   | 12  | 200 |
| FG % 1st Half: 11-32 |                  | 34.4%  | 2nd half: 11-27 |        | 40.7%       | Game: 22-59 |    | 37.3%        | Deadba  |    |    |    |     |     |     |
| 3FG % 1st Half: 2-9  |                  | 22.2%  | 2nd half: 2-8   |        | 25.0%       | Game: 4-17  |    | 23.5%        | Rebound |    |    |    |     |     |     |
| FT % 1st Half: 2-3   |                  | 66.7%  | 2nd half: 16-21 |        | 76.2%       | Game: 18-24 |    | 75.0%        | 3       |    |    |    |     |     |     |

Syracuse 75 • (19-10) (9-7)

| #                    | Player             | Total  |                 | 3-Ptr  |             | Rebounds    |    |              | PF      | TP | A  | TO | Blk | Stl | Min |
|----------------------|--------------------|--------|-----------------|--------|-------------|-------------|----|--------------|---------|----|----|----|-----|-----|-----|
|                      |                    | FG-FGA | FG-FGA          | FT-FTA | Off Def Tot | PF          | TP | A TO Blk Stl |         |    |    |    |     |     |     |
| 21                   | Tyler Roberson     | f      | 2-2             | 0-0    | 0-0         | 2           | 1  | 3            | 1       | 4  | 0  | 2  | 0   | 0   | 14  |
| 23                   | Malachi Richardson | f      | 5-13            | 3-6    | 0-0         | 0           | 6  | 6            | 4       | 13 | 7  | 4  | 1   | 3   | 37  |
| 32                   | DaJuan Coleman     | c      | 2-4             | 0-0    | 3-3         | 1           | 6  | 7            | 5       | 7  | 0  | 3  | 2   | 1   | 35  |
| 00                   | Michael Gbinije    | g      | 11-18           | 8-13   | 4-6         | 0           | 4  | 4            | 2       | 34 | 6  | 2  | 3   | 0   | 39  |
| 10                   | Trevor Cooney      | g      | 1-8             | 0-6    | 3-4         | 0           | 3  | 3            | 2       | 5  | 0  | 2  | 0   | 0   | 32  |
| 01                   | Franklin Howard    |        | 0-0             | 0-0    | 1-2         | 0           | 2  | 2            | 3       | 1  | 2  | 2  | 0   | 1   | 11  |
| 14                   | Kaleb Joseph       |        | 0-0             | 0-0    | 0-0         | 0           | 0  | 0            | 0       | 0  | 0  | 0  | 0   | 0   | 0+  |
| 20                   | Tyler Lydon        |        | 5-11            | 1-7    | 0-1         | 1           | 4  | 5            | 2       | 11 | 3  | 2  | 0   | 2   | 32  |
| Team                 |                    |        |                 |        |             | 1           | 5  | 6            |         |    |    |    |     |     |     |
| Totals               |                    |        | 26-56           | 12-32  | 11-16       | 5           | 31 | 36           | 19      | 75 | 18 | 17 | 6   | 7   | 200 |
| FG % 1st Half: 12-29 |                    | 41.4%  | 2nd half: 14-27 |        | 51.9%       | Game: 26-56 |    | 46.4%        | Deadba  |    |    |    |     |     |     |
| 3FG % 1st Half: 7-19 |                    | 36.8%  | 2nd half: 5-13  |        | 38.5%       | Game: 12-32 |    | 37.5%        | Rebound |    |    |    |     |     |     |
| FT % 1st Half: 3-4   |                    | 75.0%  | 2nd half: 8-12  |        | 66.7%       | Game: 11-16 |    | 68.8%        | 1       |    |    |    |     |     |     |

Officials: Les Jones, Bill Covington, Sean Hull  
Technical fouls: NC State-None. Syracuse-None.  
Attendance: 27141

| Score by periods | 1st | 2nd | Total |
|------------------|-----|-----|-------|
| NC State         | 26  | 40  | 66    |
| Syracuse         | 34  | 41  | 75    |

| Points | In Paint | Off T/O | 2nd Chance | Fast Break | Bench |
|--------|----------|---------|------------|------------|-------|
| ST     | 34       | 19      | 8          | 10         | 10    |
| SU     | 24       | 10      | 5          | 11         | 12    |

## Game #30 - NC State 73, Boston College 72 March 2, 2016 - PNC Arena

Boston College 72 • 7-23, 0-17

| #                    | Player             | Total  |                 | 3-Ptr  |             | Rebounds    |    |              | PF      | TP | A  | TO | Blk | Stl | Min |
|----------------------|--------------------|--------|-----------------|--------|-------------|-------------|----|--------------|---------|----|----|----|-----|-----|-----|
|                      |                    | FG-FGA | FG-FGA          | FT-FTA | Off Def Tot | PF          | TP | A TO Blk Stl |         |    |    |    |     |     |     |
| 01                   | Robinson,Jerome    | *      | 4-10            | 2-3    | 3-8         | 2           | 4  | 6            | 3       | 13 | 4  | 1  | 0   | 1   | 34  |
| 03                   | Carter,Eli         | *      | 6-19            | 0-11   | 2-3         | 0           | 4  | 4            | 4       | 14 | 4  | 2  | 0   | 2   | 32  |
| 05                   | Owens,Garland      | *      | 5-5             | 1-1    | 0-0         | 4           | 2  | 6            | 3       | 11 | 2  | 2  | 0   | 0   | 33  |
| 24                   | Clifford,Dennis    | *      | 8-12            | 0-0    | 2-2         | 2           | 4  | 6            | 2       | 18 | 3  | 0  | 1   | 1   | 35  |
| 55                   | Barnes-Thompkins,S | *      | 1-6             | 0-4    | 0-1         | 0           | 2  | 2            | 3       | 2  | 3  | 0  | 1   | 1   | 33  |
| 04                   | Diallo,Idy         |        | 0-0             | 0-0    | 0-0         | 0           | 1  | 1            | 1       | 0  | 0  | 1  | 0   | 0   | 5   |
| 10                   | Mezniks,Ervins     |        | 1-1             | 1-1    | 0-0         | 0           | 0  | 0            | 2       | 3  | 0  | 0  | 0   | 0   | 7   |
| 11                   | Turner,AJ          |        | 3-5             | 3-4    | 2-4         | 1           | 3  | 4            | 0       | 11 | 2  | 0  | 0   | 1   | 21  |
| Team                 |                    |        |                 |        |             | 1           | 1  | 2            |         |    |    |    |     |     |     |
| Totals               |                    |        | 28-58           | 7-24   | 9-18        | 10          | 21 | 31           | 18      | 72 | 18 | 6  | 2   | 6   | 200 |
| FG % 1st Half: 15-29 |                    | 51.7%  | 2nd half: 13-29 |        | 44.8%       | Game: 28-58 |    | 48.3%        | Deadba  |    |    |    |     |     |     |
| 3FG % 1st Half: 4-13 |                    | 30.8%  | 2nd half: 3-11  |        | 27.3%       | Game: 7-24  |    | 29.2%        | Rebound |    |    |    |     |     |     |
| FT % 1st Half: 1-4   |                    | 25.0%  | 2nd half: 8-14  |        | 57.1%       | Game: 9-18  |    | 50.0%        | 5       |    |    |    |     |     |     |

NC State 73 • 15-15, 5-12

| #                    | Player           | Total  |                 | 3-Ptr  |             | Rebounds    |    |              | PF      | TP | A  | TO | Blk | Stl | Min |
|----------------------|------------------|--------|-----------------|--------|-------------|-------------|----|--------------|---------|----|----|----|-----|-----|-----|
|                      |                  | FG-FGA | FG-FGA          | FT-FTA | Off Def Tot | PF          | TP | A TO Blk Stl |         |    |    |    |     |     |     |
| 00                   | Abu, Abdul-Malik | *      | 5-8             | 0-0    | 2-4         | 1           | 6  | 7            | 5       | 12 | 3  | 4  | 0   | 0   | 31  |
| 12                   | Barber, Anthony  | *      | 8-21            | 1-4    | 7-9         | 1           | 5  | 6            | 2       | 24 | 6  | 2  | 0   | 0   | 40  |
| 15                   | Martin, Cody     | *      | 1-2             | 0-0    | 1-2         | 1           | 1  | 2            | 0       | 3  | 2  | 0  | 0   | 0   | 27  |
| 21                   | Any, BeeJay      | *      | 2-2             | 0-0    | 0-0         | 2           | 6  | 8            | 4       | 4  | 1  | 2  | 2   | 0   | 26  |
| 24                   | Rowan, Maverick  | *      | 5-10            | 3-7    | 0-0         | 0           | 2  | 2            | 1       | 13 | 1  | 4  | 0   | 0   | 37  |
| 01                   | Freeman, Lennard |        | 2-2             | 0-0    | 0-1         | 3           | 0  | 3            | 0       | 4  | 0  | 0  | 0   | 0   | 6   |
| 14                   | Martin, Caleb    |        | 4-7             | 4-6    | 1-3         | 1           | 1  | 2            | 3       | 13 | 1  | 1  | 2   | 1   | 26  |
| 22                   | Kirk, Shaun      |        | 0-0             | 0-0    | 0-0         | 0           | 1  | 1            | 0       | 0  | 0  | 0  | 0   | 0   | 7   |
| Team                 |                  |        |                 |        |             | 1           | 2  | 3            |         |    |    |    |     |     |     |
| Totals               |                  |        | 27-52           | 8-17   | 11-19       | 10          | 24 | 34           | 15      | 73 | 14 | 13 | 4   | 1   | 200 |
| FG % 1st Half: 13-26 |                  | 50.0%  | 2nd half: 14-26 |        | 53.8%       | Game: 27-52 |    | 51.9%        | Deadba  |    |    |    |     |     |     |
| 3FG % 1st Half: 1-4  |                  | 25.0%  | 2nd half: 7-13  |        | 53.8%       | Game: 8-17  |    | 47.1%        | Rebound |    |    |    |     |     |     |
| FT % 1st Half: 4-5   |                  | 80.0%  | 2nd half: 7-14  |        | 50.0%       | Game: 11-19 |    | 57.9%        | 2       |    |    |    |     |     |     |

Officials: Jamie Luckie, Mike Eades, Tim Kelly  
Technical fouls: Boston College-None. NC State-None.  
Attendance: 15152  
Fouled out: #0, Abu, A. @ 0:17.2 in 2nd half

| Score by periods | 1st | 2nd | Total |
|------------------|-----|-----|-------|
| Boston College   | 35  | 37  | 72    |
| NC State         | 31  | 42  | 73    |

| Points | In Paint | Off T/O | 2nd Chance | Fast Break | Bench |
|--------|----------|---------|------------|------------|-------|
| BC     | 34       | 17      | 12         | 12         | 14    |
| ST     | 24       | 3       | 14         | 4          | 17    |

## Game #31 - NC State vs. Notre Dame March 5, 2016 - Notre Dame, Ind.

## Game #32 - vs. Wake Forest March 8, 2016 - ACC Tournament

## 2015-16 NC State Team Game-by-Game

| Opponent          | Date     | Score |     | Total    |      | 3-Pointers |      | Free throws |      | Rebounds |     |      |      | pf  | a   | t/o | blk | stl | pts  | avg  |
|-------------------|----------|-------|-----|----------|------|------------|------|-------------|------|----------|-----|------|------|-----|-----|-----|-----|-----|------|------|
|                   |          |       |     | fg-fga   | pct  | 3fg-fga    | pct  | ft-fa       | pct  | off      | def | tot  | avg  |     |     |     |     |     |      |      |
| WILLIAM & MARY    | 11/13/15 | 68-85 | L   | 27-71    | .380 | 6-22       | .273 | 8-14        | .571 | 16       | 22  | 38   | 38.0 | 17  | 15  | 10  | 5   | 8   | 68   | 68.0 |
| SOUTH ALABAMA     | 11/15/15 | 88-70 | W   | 29-57    | .509 | 6-16       | .375 | 24-34       | .706 | 10       | 37  | 47   | 42.5 | 23  | 14  | 14  | 5   | 4   | 88   | 78.0 |
| IUPUI             | 11/18/15 | 79-56 | W   | 25-61    | .410 | 6-19       | .316 | 23-39       | .590 | 20       | 32  | 52   | 45.7 | 17  | 11  | 11  | 8   | 3   | 79   | 78.3 |
| vs Arizona State  | 11/23/15 | 76-79 | L   | 26-58    | .448 | 5-16       | .313 | 19-28       | .679 | 10       | 25  | 35   | 43.0 | 22  | 14  | 8   | 3   | 3   | 76   | 77.8 |
| vs LSU            | 11/24/15 | 83-72 | Wot | 27-68    | .397 | 6-17       | .353 | 23-29       | .793 | 16       | 38  | 54   | 45.2 | 11  | 18  | 14  | 2   | 6   | 83   | 78.8 |
| WINTHROP          | 11/27/15 | 87-79 | W   | 29-62    | .468 | 4-12       | .333 | 25-34       | .735 | 13       | 28  | 41   | 44.5 | 21  | 15  | 9   | 6   | 4   | 87   | 80.2 |
| MICHIGAN          | 12/1/15  | 59-66 | L   | 19-58    | .328 | 4-17       | .235 | 17-24       | .708 | 13       | 23  | 36   | 43.3 | 17  | 8   | 7   | 3   | 6   | 59   | 77.1 |
| BUCKNELL          | 12/5/15  | 99-86 | W   | 31-57    | .544 | 9-17       | .529 | 28-35       | .800 | 16       | 24  | 40   | 42.9 | 13  | 13  | 14  | 6   | 6   | 99   | 79.9 |
| at USF            | 12/13/15 | 65-46 | W   | 25-68    | .368 | 3-21       | .143 | 12-21       | .571 | 22       | 29  | 51   | 43.8 | 14  | 13  | 9   | 6   | 6   | 65   | 78.2 |
| HIGH POINT        | 12/16/15 | 76-73 | W   | 28-65    | .431 | 7-19       | .368 | 13-22       | .591 | 20       | 24  | 44   | 43.8 | 14  | 7   | 9   | 6   | 5   | 76   | 78.0 |
| at Mizzou         | 12-19-15 | 73-59 | W   | 22-54    | .407 | 5-16       | .313 | 24-30       | .800 | 15       | 26  | 41   | 43.5 | 17  | 10  | 9   | 4   | 4   | 73   | 77.5 |
| UNCG              | 12/22/15 | 58-52 | W   | 21-52    | .404 | 3-11       | .273 | 13-26       | .500 | 11       | 27  | 38   | 43.1 | 13  | 7   | 11  | 8   | 3   | 58   | 75.9 |
| NORTHEASTERN      | 12/29/15 | 72-66 | W   | 28-60    | .467 | 7-14       | .500 | 9-14        | .643 | 13       | 26  | 39   | 42.8 | 16  | 8   | 11  | 4   | 8   | 72   | 75.6 |
| at Virginia Tech  | 01/02/16 | 68-73 | Lot | 21-65    | .323 | 5-23       | .217 | 21-33       | .636 | 21       | 29  | 50   | 43.3 | 19  | 7   | 10  | 8   | 1   | 68   | 75.1 |
| LOUISVILLE        | 1/7/16   | 72-77 | L   | 22-61    | .361 | 8-22       | .364 | 20-31       | .645 | 19       | 20  | 39   | 43.0 | 17  | 9   | 10  | 5   | 2   | 72   | 74.9 |
| at Wake Forest    | 01/10/16 | 74-77 | L   | 30-71    | .423 | 8-25       | .320 | 6-10        | .600 | 14       | 26  | 40   | 42.8 | 23  | 18  | 10  | 3   | 4   | 74   | 74.8 |
| FLORIDA STATE     | 1/13/16  | 78-85 | L   | 24-64    | .375 | 7-26       | .269 | 23-32       | .719 | 20       | 21  | 41   | 42.7 | 19  | 13  | 12  | 2   | 6   | 78   | 75.0 |
| at North Carolina | 01/16/16 | 55-67 | L   | 22-55    | .400 | 4-12       | .333 | 7-10        | .700 | 17       | 20  | 37   | 42.4 | 16  | 7   | 18  | 3   | 4   | 55   | 73.9 |
| at Pittsburgh     | 1/19/16  | 78-61 | W   | 28-58    | .483 | 6-12       | .500 | 16-20       | .800 | 13       | 33  | 46   | 42.6 | 15  | 12  | 19  | 2   | 3   | 78   | 74.1 |
| DUKE              | 1/23/16  | 78-88 | L   | 31-60    | .517 | 8-21       | .381 | 8-13        | .615 | 9        | 19  | 28   | 41.8 | 17  | 19  | 9   | 2   | 5   | 78   | 74.3 |
| GEORGIA TECH      | 1/27/16  | 83-90 | L   | 29-64    | .453 | 6-14       | .429 | 19-24       | .792 | 10       | 25  | 35   | 41.5 | 24  | 11  | 10  | 4   | 4   | 83   | 74.7 |
| MIAMI             | 1/30/16  | 85-69 | W   | 27-53    | .509 | 5-11       | .455 | 26-31       | .839 | 10       | 31  | 41   | 41.5 | 14  | 13  | 11  | 2   | 3   | 85   | 75.2 |
| at Florida State  | 02/01/16 | 73-77 | L   | 27-57    | .474 | 8-20       | .400 | 11-17       | .647 | 7        | 21  | 28   | 40.9 | 14  | 13  | 10  | 3   | 5   | 73   | 75.1 |
| at Duke           | 2/6/16   | 80-88 | L   | 29-64    | .453 | 7-14       | .500 | 15-19       | .789 | 13       | 25  | 38   | 40.8 | 25  | 13  | 11  | 2   | 5   | 80   | 75.3 |
| WAKE FOREST       | 2/13/16  | 99-88 | W   | 29-58    | .500 | 8-20       | .400 | 33-45       | .733 | 11       | 27  | 38   | 40.7 | 18  | 9   | 9   | 5   | 3   | 99   | 76.2 |
| at Virginia       | 02/15/16 | 53-73 | L   | 19-47    | .404 | 3-16       | .188 | 12-18       | .667 | 8        | 19  | 27   | 40.2 | 11  | 5   | 12  | 5   | 6   | 53   | 75.3 |
| CLEMSON           | 2/20/16  | 77-74 | W   | 28-60    | .467 | 9-20       | .450 | 12-16       | .750 | 16       | 27  | 43   | 40.3 | 13  | 13  | 10  | 7   | 1   | 77   | 75.4 |
| NORTH CAROLINA    | 2/24/16  | 68-80 | L   | 24-65    | .369 | 6-22       | .273 | 14-17       | .824 | 17       | 19  | 36   | 40.1 | 16  | 7   | 10  | 5   | 5   | 68   | 75.1 |
| at Syracuse       | 2/27/16  | 66-75 | L   | 22-59    | .373 | 4-17       | .235 | 18-24       | .750 | 9        | 29  | 38   | 40.0 | 16  | 10  | 15  | 2   | 12  | 66   | 74.8 |
| BOSTON COLLEGE    | 3/2/16   | 73-72 | W   | 27-52    | .519 | 8-17       | .471 | 11-19       | .579 | 10       | 24  | 34   | 39.8 | 15  | 14  | 13  | 4   | 1   | 73   | 74.8 |
| NC State          |          | 2243  |     | 776-1804 | .430 | 181-529    | .342 | 510-729     | .700 | 419      | 776 | 1195 | 39.8 | 507 | 346 | 335 | 130 | 136 | 2243 | 74.8 |
| Opponents         |          | 2203  |     | 794-1824 | .435 | 243-658    | .369 | 372-537     | .693 | 331      | 726 | 1057 | 35.2 | 629 | 415 | 310 | 121 | 185 | 2203 | 73.4 |

Games played: 30

Points/game: 74.8

FG Pct: 43.0

3FG Pct: 34.2

FT Pct: 70.0

Rebounds/game: 39.8

Assists/game: 11.5

Turnovers/game: 11.2

Assist/turnover ratio: 1.0

Steals/game: 4.5

Blocks/game: 4.3



## 2015-16 Opponent Team Game-by-Game

| Opponent          | Date     | Score |     | Total    |      | 3-Pointers |      | Free throws |      | Rebounds |     |      |      | pf  | a   | t/o | blk | stl | pts  | avg  |
|-------------------|----------|-------|-----|----------|------|------------|------|-------------|------|----------|-----|------|------|-----|-----|-----|-----|-----|------|------|
|                   |          |       |     | fg-fga   | pct  | 3fg-fga    | pct  | ft-fa       | pct  | off      | def | tot  | avg  |     |     |     |     |     |      |      |
| WILLIAM & MARY    | 11/13/15 | 68-85 | L   | 31-60    | .517 | 9-22       | .409 | 14-19       | .737 | 11       | 31  | 42   | 42.0 | 17  | 16  | 14  | 2   | 10  | 85   | 85.0 |
| SOUTH ALABAMA     | 11/15/15 | 88-70 | W   | 23-73    | .315 | 9-26       | .346 | 15-25       | .600 | 18       | 24  | 42   | 42.0 | 24  | 9   | 10  | 2   | 5   | 70   | 77.5 |
| IUPUI             | 11/18/15 | 79-56 | W   | 20-60    | .333 | 9-25       | .360 | 7-11        | .636 | 10       | 27  | 37   | 40.3 | 34  | 9   | 13  | 2   | 6   | 56   | 70.3 |
| vs Arizona State  | 11/23/15 | 76-79 | L   | 29-68    | .426 | 6-23       | .261 | 15-21       | .714 | 18       | 29  | 47   | 42.0 | 27  | 10  | 12  | 0   | 5   | 79   | 72.5 |
| vs LSU            | 11/24/15 | 83-72 | Wot | 28-77    | .364 | 11-33      | .333 | 5-10        | .500 | 12       | 29  | 41   | 41.8 | 23  | 17  | 12  | 5   | 9   | 72   | 72.4 |
| WINTHROP          | 11/27/15 | 87-79 | W   | 24-61    | .393 | 12-28      | .429 | 19-23       | .826 | 10       | 24  | 34   | 40.5 | 27  | 11  | 13  | 4   | 5   | 79   | 73.5 |
| MICHIGAN          | 12/1/15  | 59-66 | L   | 24-48    | .500 | 7-20       | .350 | 11-13       | .846 | 2        | 30  | 32   | 39.3 | 20  | 15  | 11  | 2   | 3   | 66   | 72.4 |
| BUCKNELL          | 12/5/15  | 99-86 | W   | 32-62    | .516 | 13-27      | .481 | 9-15        | .600 | 7        | 14  | 21   | 37.0 | 24  | 22  | 9   | 3   | 9   | 86   | 74.1 |
| at USF            | 12/13/15 | 65-46 | W   | 18-61    | .295 | 2-12       | .167 | 8-11        | .727 | 16       | 25  | 41   | 37.4 | 19  | 6   | 14  | 6   | 5   | 46   | 71.0 |
| HIGH POINT        | 12/16/15 | 76-73 | W   | 26-60    | .433 | 8-16       | .500 | 13-14       | .929 | 11       | 22  | 33   | 37.0 | 21  | 14  | 9   | 5   | 7   | 73   | 71.2 |
| at Mizzou         | 12-19-15 | 73-59 | W   | 22-51    | .431 | 7-17       | .412 | 8-19        | .421 | 7        | 22  | 29   | 36.3 | 22  | 13  | 8   | 2   | 6   | 59   | 70.1 |
| UNCG              | 12/22/15 | 58-52 | W   | 21-60    | .350 | 7-24       | .292 | 3-7         | .429 | 13       | 27  | 40   | 36.6 | 23  | 10  | 13  | 1   | 6   | 52   | 68.6 |
| NORTHEASTERN      | 12/29/15 | 72-66 | W   | 24-54    | .444 | 11-24      | .458 | 7-13        | .538 | 6        | 22  | 28   | 35.9 | 18  | 13  | 13  | 4   | 10  | 66   | 68.4 |
| at Virginia Tech  | 01/02/16 | 68-73 | Lot | 27-69    | .391 | 5-18       | .278 | 14-22       | .636 | 16       | 25  | 41   | 36.3 | 24  | 3   | 4   | 7   | 2   | 73   | 68.7 |
| LOUISVILLE        | 1/7/16   | 72-77 | L   | 29-57    | .509 | 7-13       | .538 | 12-19       | .632 | 12       | 24  | 36   | 36.3 | 23  | 10  | 11  | 4   | 5   | 77   | 69.3 |
| at Wake Forest    | 01/10/16 | 74-77 | L   | 25-58    | .431 | 8-20       | .400 | 19-28       | .679 | 12       | 28  | 40   | 36.5 | 17  | 15  | 10  | 3   | 6   | 77   | 69.8 |
| FLORIDA STATE     | 1/13/16  | 78-85 | L   | 31-62    | .500 | 9-17       | .529 | 14-22       | .636 | 14       | 26  | 40   | 36.7 | 22  | 10  | 13  | 8   | 6   | 85   | 70.6 |
| at North Carolina | 01/16/16 | 55-67 | L   | 25-66    | .379 | 5-20       | .250 | 12-19       | .632 | 21       | 17  | 38   | 36.8 | 15  | 17  | 9   | 7   | 8   | 67   | 70.4 |
| at Pittsburgh     | 1/19/16  | 78-61 | W   | 22-60    | .367 | 5-17       | .294 | 12-17       | .706 | 10       | 20  | 30   | 36.4 | 20  | 16  | 14  | 6   | 10  | 61   | 69.9 |
| DUKE              | 1/23/16  | 78-88 | L   | 32-59    | .542 | 10-25      | .400 | 14-18       | .778 | 10       | 21  | 31   | 36.2 | 15  | 16  | 9   | 3   | 4   | 88   | 70.8 |
| GEORGIA TECH      | 1/27/16  | 83-90 | L   | 28-66    | .424 | 5-14       | .357 | 29-34       | .853 | 15       | 28  | 43   | 36.5 | 20  | 15  | 9   | 5   | 7   | 90   | 71.8 |
| MIAMI             | 1/30/16  | 85-69 | W   | 23-58    | .397 | 8-26       | .308 | 15-16       | .938 | 4        | 19  | 23   | 35.9 | 25  | 14  | 8   | 3   | 5   | 69   | 71.6 |
| at Florida State  | 02/01/16 | 73-77 | L   | 30-57    | .526 | 8-22       | .364 | 9-15        | .600 | 9        | 25  | 34   | 35.8 | 15  | 15  | 10  | 7   | 3   | 77   | 71.9 |
| at Duke           | 2/6/16   | 80-88 | L   | 25-51    | .490 | 14-28      | .500 | 24-32       | .750 | 6        | 23  | 29   | 35.5 | 17  | 19  | 9   | 3   | 7   | 88   | 72.5 |
| WAKE FOREST       | 2/13/16  | 99-88 | W   | 31-66    | .470 | 8-25       | .320 | 18-27       | .667 | 13       | 25  | 38   | 35.6 | 32  | 11  | 11  | 7   | 5   | 88   | 73.2 |
| at Virginia       | 02/15/16 | 53-73 | L   | 29-54    | .537 | 10-18      | .556 | 5-6         | .833 | 6        | 21  | 27   | 35.3 | 14  | 21  | 10  | 1   | 6   | 73   | 73.2 |
| CLEMSON           | 2/20/16  | 77-74 | W   | 29-64    | .453 | 7-27       | .259 | 9-12        | .750 | 10       | 20  | 30   | 35.1 | 16  | 16  | 1   | 6   | 6   | 74   | 73.2 |
| NORTH CAROLINA    | 2/24/16  | 68-80 | L   | 32-68    | .471 | 4-15       | .267 | 12-15       | .800 | 17       | 26  | 43   | 35.4 | 18  | 16  | 8   | 5   | 6   | 80   | 73.4 |
| at Syracuse       | 2/27/16  | 66-75 | L   | 26-56    | .464 | 12-32      | .375 | 11-16       | .688 | 5        | 31  | 36   | 35.4 | 19  | 18  | 17  | 6   | 7   | 75   | 73.5 |
| BOSTON COLLEGE    | 3/2/16   | 73-72 | W   | 28-58    | .483 | 7-24       | .292 | 9-18        | .500 | 10       | 21  | 31   | 35.2 | 18  | 18  | 6   | 2   | 6   | 72   | 73.4 |
| Opponents         |          | 2203  |     | 794-1824 | .435 | 243-658    | .369 | 372-537     | .693 | 331      | 726 | 1057 | 35.2 | 629 | 415 | 310 | 121 | 185 | 2203 | 73.4 |
| NC State          |          | 2243  |     | 776-1804 | .430 | 181-529    | .342 | 510-729     | .700 | 419      | 776 | 1195 | 39.8 | 507 | 346 | 335 | 130 | 136 | 2243 | 74.8 |

Games played: 30

Points/game: 73.4

FG Pct: 43.5

3FG Pct: 36.9

FT Pct: 69.3

Rebounds/game: 35.2

Assists/game: 13.8

Turnovers/game: 10.3

Assist/turnover ratio: 1.3

Steals/game: 6.2

Blocks/game: 4.0

## 2015-16 NC State Team Game Highs

|                       |              |                              |
|-----------------------|--------------|------------------------------|
| POINTS                | 99           | WAKE FOREST (2/13/16)        |
|                       | 99           | BUCKNELL (12/5/15)           |
|                       | 88           | SOUTH ALABAMA (11/15/15)     |
|                       | 87           | WINTHROP (11/27/15)          |
|                       | 85           | MIAMI (1/30/16)              |
| FIELD GOALS MADE      | 31           | DUKE (1/23/16)               |
|                       | 31           | BUCKNELL (12/5/15)           |
| FIELD GOAL ATTEMPTS   | 71           | at Wake Forest (01/10/16)    |
|                       | 71           | WILLIAM & MARY (11/13/15)    |
| FIELD GOAL PERCENTAGE | .544 (31-57) | BUCKNELL (12/5/15)           |
|                       | .519 (27-52) | BOSTON COLLEGE (3/2/16)      |
| 3 PT FIELD GOALS MADE | 9            | CLEMSON (2/20/16)            |
|                       | 9            | BUCKNELL (12/5/15)           |
| 3 PT FG ATTEMPTS      | 26           | FLORIDA STATE (1/13/16)      |
|                       | 25           | at Wake Forest (01/10/16)    |
| 3 PT FG PERCENTAGE    | .529 (9-17)  | BUCKNELL (12/5/15)           |
|                       | .500 (7-14)  | at Duke (2/6/16)             |
|                       | .500 (7-14)  | NORTHEASTERN (12/29/15)      |
|                       | .500 (6-12)  | at Pittsburgh (1/19/16)      |
| FREE THROWS MADE      | 33           | WAKE FOREST (2/13/16)        |
|                       | 28           | BUCKNELL (12/5/15)           |
| FREE THROW ATTEMPTS   | 45           | WAKE FOREST (2/13/16)        |
|                       | 39           | IUPUI (11/18/15)             |
| FREE THROW PERCENTAGE | .839 (26-31) | MIAMI (1/30/16)              |
|                       | .824 (14-17) | NORTH CAROLINA (2/24/16)     |
| REBOUNDS              | 54           | vs LSU (11/24/15)            |
|                       | 52           | IUPUI (11/18/15)             |
| ASSISTS               | 19           | DUKE (1/23/16)               |
|                       | 18           | at Wake Forest (01/10/16)    |
|                       | 18           | vs LSU (11/24/15)            |
| STEALS                | 12           | at Syracuse (2/27/16)        |
|                       | 8            | NORTHEASTERN (12/29/15)      |
|                       | 8            | WILLIAM & MARY (11/13/15)    |
| BLOCKED SHOTS         | 8            | at Virginia Tech (01/02/16)  |
|                       | 8            | UNCG (12/22/15)              |
|                       | 8            | IUPUI (11/18/15)             |
| TURNOVERS             | 19           | at Pittsburgh (1/19/16)      |
|                       | 18           | at North Carolina (01/16/16) |
| FOULS                 | 25           | at Duke (2/6/16)             |
|                       | 24           | GEORGIA TECH (1/27/16)       |



## 2015-16 Opponent Team Game Highs

|                       |              |                              |
|-----------------------|--------------|------------------------------|
| POINTS                | 90           | GEORGIA TECH (1/27/16)       |
|                       | 88           | WAKE FOREST (2/13/16)        |
|                       | 88           | at Duke (2/6/16)             |
|                       | 88           | DUKE (1/23/16)               |
|                       | 86           | BUCKNELL (12/5/15)           |
| FIELD GOALS MADE      | 32           | NORTH CAROLINA (2/24/16)     |
|                       | 32           | DUKE (1/23/16)               |
|                       | 32           | BUCKNELL (12/5/15)           |
| FIELD GOAL ATTEMPTS   | 77           | vs LSU (11/24/15)            |
|                       | 73           | SOUTH ALABAMA (11/15/15)     |
| FIELD GOAL PERCENTAGE | .542 (32-59) | DUKE (1/23/16)               |
|                       | .537 (29-54) | at Virginia (02/15/16)       |
| 3 PT FIELD GOALS MADE | 14           | at Duke (2/6/16)             |
|                       | 13           | BUCKNELL (12/5/15)           |
| 3 PT FG ATTEMPTS      | 33           | vs LSU (11/24/15)            |
|                       | 32           | at Syracuse (2/27/16)        |
| 3 PT FG PERCENTAGE    | .556 (10-18) | at Virginia (02/15/16)       |
|                       | .538 (7-13)  | LOUISVILLE (1/7/16)          |
| FREE THROWS MADE      | 29           | GEORGIA TECH (1/27/16)       |
|                       | 24           | at Duke (2/6/16)             |
| FREE THROW ATTEMPTS   | 34           | GEORGIA TECH (1/27/16)       |
|                       | 32           | at Duke (2/6/16)             |
| FREE THROW PERCENTAGE | .938 (15-16) | MIAMI (1/30/16)              |
|                       | .929 (13-14) | HIGH POINT (12/16/15)        |
| REBOUNDS              | 47           | vs Arizona State (11/23/15)  |
|                       | 43           | NORTH CAROLINA (2/24/16)     |
|                       | 43           | GEORGIA TECH (1/27/16)       |
| ASSISTS               | 22           | BUCKNELL (12/5/15)           |
|                       | 21           | at Virginia (02/15/16)       |
| STEALS                | 10           | at Pittsburgh (1/19/16)      |
|                       | 10           | NORTHEASTERN (12/29/15)      |
|                       | 10           | WILLIAM & MARY (11/13/15)    |
| BLOCKED SHOTS         | 8            | FLORIDA STATE (1/13/16)      |
|                       | 7            | WAKE FOREST (2/13/16)        |
|                       | 7            | at Florida State (02/01/16)  |
|                       | 7            | at North Carolina (01/16/16) |
|                       | 7            | at Virginia Tech (01/02/16)  |
| TURNOVERS             | 17           | at Syracuse (2/27/16)        |
|                       | 14           | at Pittsburgh (1/19/16)      |
|                       | 14           | at USF (12/13/15)            |
|                       | 14           | WILLIAM & MARY (11/13/15)    |
| FOULS                 | 34           | IUPUI (11/18/15)             |
|                       | 32           | WAKE FOREST (2/13/16)        |

## 2015-16 NC State Player Game Highs

|                          |               |  |
|--------------------------|---------------|--|
| Points                   | 38            | Barber, Anthony vs Wake Forest (2/13/16)     |
|                          | 37            | Barber, Anthony vs Winthrop (11/27/15)       |
|                          | 36            | Barber, Anthony vs Georgia Tech (1/27/16)    |
|                          | 33            | Barber, Anthony at Mizzou (12-19-15)         |
|                          | 32            | Barber, Anthony vs North Carolina (2/24/16)  |
| Field Goals Made         | 13            | Barber, Anthony vs Georgia Tech (1/27/16)    |
|                          | 12            | Barber, Anthony vs North Carolina (2/24/16)  |
| Field Goal Att.          | 27            | Barber, Anthony vs Georgia Tech (1/27/16)    |
|                          | 26            | Barber, Anthony vs North Carolina (2/24/16)  |
| FG Pct (min 5 made)      | .875 (7-8)    | Any, BeeJay at USF (12/13/15)                |
|                          | .750 (6-8)    | Martin, Cody vs Duke (1/23/16)               |
| 3-Point FG Made          | 5             | Martin, Caleb vs Bucknell (12/5/15)          |
|                          | 5             | Martin, Caleb vs William & Mary (11/13/15)   |
| 3-Point FG Att.          | 13            | Martin, Caleb at Virginia Tech (01/02/16)    |
|                          | 11            | Rowan, Maverick at Wake Forest (01/10/16)    |
| 3-Pt FG Pct (min 2 made) | .750 (3-4)    | Barber, Anthony vs Duke (1/23/16)            |
|                          | .667 (4-6)    | Martin, Caleb vs Boston College (3/2/16)     |
|                          | .667 (4-6)    | Martin, Caleb vs Miami (1/30/16)             |
|                          | .667 (4-6)    | Rowan, Maverick at Pittsburgh (1/19/16)      |
|                          | .667 (4-6)    | Martin, Caleb vs South Alabama (11/15/15)    |
|                          | .667 (2-3)    | Martin, Caleb vs Northeastern (12/29/15)     |
|                          | .667 (2-3)    | Rowan, Maverick at Mizzou (12-19-15)         |
| Free Throws Made         | 19            | Barber, Anthony vs Winthrop (11/27/15)       |
|                          | 17            | Barber, Anthony vs Wake Forest (2/13/16)     |
| Free Throw Att.          | 22            | Barber, Anthony vs Winthrop (11/27/15)       |
|                          | 20            | Barber, Anthony vs Wake Forest (2/13/16)     |
| FT Pct (min 3 made)      | 1.000 (14-14) | Barber, Anthony at Pittsburgh (1/19/16)      |
|                          | 1.000 (12-12) | Barber, Anthony vs LSU (11/24/15)            |
|                          | 1.000 (10-10) | Barber, Anthony vs Miami (1/30/16)           |
|                          | 1.000 (8-8)   | Barber, Anthony vs Georgia Tech (1/27/16)    |
|                          | 1.000 (7-7)   | Barber, Anthony vs North Carolina (2/24/16)  |
|                          | 1.000 (6-6)   | Martin, Caleb vs Michigan (12/1/15)          |
|                          | 1.000 (5-5)   | Abu, Abdul-Malik vs Miami (1/30/16)          |
|                          | 1.000 (5-5)   | Rowan, Maverick vs Duke (1/23/16)            |
|                          | 1.000 (5-5)   | Barber, Anthony vs Louisville (1/7/16)       |
|                          | 1.000 (5-5)   | Abu, Abdul-Malik at Mizzou (12-19-15)        |
|                          | 1.000 (4-4)   | Martin, Cody vs Bucknell (12/5/15)           |
|                          | 1.000 (4-4)   | Barber, Anthony vs Michigan (12/1/15)        |
|                          | 1.000 (4-4)   | Martin, Caleb vs Winthrop (11/27/15)         |
|                          | 1.000 (3-3)   | Abu, Abdul-Malik vs North Carolina (2/24/16) |
|                          | 1.000 (3-3)   | Rowan, Maverick vs Louisville (1/7/16)       |
|                          | 1.000 (3-3)   | Martin, Caleb at Virginia Tech (01/02/16)    |
|                          | 1.000 (3-3)   | Rowan, Maverick vs William & Mary (11/13/15) |
| Rebounds                 | 17            | Abu, Abdul-Malik at Duke (2/6/16)            |
|                          | 16            | Abu, Abdul-Malik vs Clemson (2/20/16)        |
| Assists                  | 8             | Barber, Anthony at Pittsburgh (1/19/16)      |
|                          | 8             | Barber, Anthony vs Winthrop (11/27/15)       |
|                          | 8             | Barber, Anthony vs Arizona State (11/23/15)  |
|                          | 8             | Barber, Anthony vs South Alabama (11/15/15)  |
| Steals                   | 4             | Martin, Cody at Syracuse (2/27/16)           |
|                          | 4             | Martin, Cody vs LSU (11/24/15)               |
|                          | 4             | Martin, Caleb vs William & Mary (11/13/15)   |



## 2015-16 Opponent Player Game Highs

|                          |       |         |   |
|--------------------------|-------|---------|---|
| Points                   | 38    |         | Gavin, Jimmy vs Winthrop (11/27/15)             |
|                          | 34    |         | Michael Gbinije at Syracuse (2/27/16)           |
|                          | 33    |         | Blossomgame,Jaron vs Clemson (2/20/16)          |
|                          | 29    |         | Hass, Chris vs Bucknell (12/5/15)               |
|                          | 28    |         | Grayson Allen at Duke (2/6/16)                  |
|                          | 28    |         | Grayson Allen vs Duke (1/23/16)                 |
| Field Goals Made         | 12    |         | Blossomgame,Jaron vs Clemson (2/20/16)          |
|                          | 11    |         | Michael Gbinije at Syracuse (2/27/16)           |
|                          | 11    |         | Grayson Allen vs Duke (1/23/16)                 |
| Field Goal Att.          | 22    |         | Blossomgame,Jaron vs Clemson (2/20/16)          |
|                          | 21    |         | Jalen Hudson at Virginia Tech (01/02/16)        |
| FG Pct (min 5 made)      | 1.000 | (5-5)   | Owens,Garland vs Boston College (3/2/16)        |
|                          | .750  | (6-8)   | Djitte,Sidy vs Clemson (2/20/16)                |
|                          | .750  | (6-8)   | Spalding, Ray vs Louisville (1/7/16)            |
|                          | .750  | (6-8)   | Robinson, Duncan vs Michigan (12/1/15)          |
| 3-Point FG Made          | 8     |         | Michael Gbinije at Syracuse (2/27/16)           |
|                          | 7     |         | Hass, Chris vs Bucknell (12/5/15)               |
|                          | 7     |         | Gavin, Jimmy vs Winthrop (11/27/15)             |
| 3-Point FG Att.          | 14    |         | Hass, Chris vs Bucknell (12/5/15)               |
|                          | 13    |         | Michael Gbinije at Syracuse (2/27/16)           |
| 3-Pt FG Pct (min 2 made) | 1.000 | (4-4)   | Bookert, Devon vs Florida State (1/13/16)       |
|                          | 1.000 | (2-2)   | Watson,Rondale vs Wake Forest (2/13/16)         |
|                          | 1.000 | (2-2)   | Brown, John vs South Alabama (11/15/15)         |
|                          | 1.000 | (2-2)   | Burchfield, Connor vs William & Mary (11/13/15) |
| Free Throws Made         | 12    |         | Grayson Allen at Duke (2/6/16)                  |
|                          | 11    |         | Gavin, Jimmy vs Winthrop (11/27/15)             |
| Free Throw Att.          | 12    |         | Grayson Allen at Duke (2/6/16)                  |
|                          | 12    |         | Gavin, Jimmy vs Winthrop (11/27/15)             |
| FT Pct (min 3 made)      | 1.000 | (12-12) | Grayson Allen at Duke (2/6/16)                  |
|                          | 1.000 | (9-9)   | Georges-Hunt, Marcus vs Georgia Tech (1/27/16)  |
|                          | 1.000 | (6-6)   | Beasley, Malik at Florida State (02/01/16)      |
|                          | 1.000 | (6-6)   | McClellan,Sheldon vs Miami (1/30/16)            |
|                          | 1.000 | (6-6)   | Smith, Adam vs Georgia Tech (1/27/16)           |
|                          | 1.000 | (5-5)   | Berry II, Joel vs North Carolina (2/24/16)      |
|                          | 1.000 | (5-5)   | Grayson Allen vs Duke (1/23/16)                 |
|                          | 1.000 | (4-4)   | Reed,Davon vs Miami (1/30/16)                   |
|                          | 1.000 | (4-4)   | Jacobs, Nick vs Georgia Tech (1/27/16)          |
|                          | 1.000 | (4-4)   | Heath, Josh vs Georgia Tech (1/27/16)           |
|                          | 1.000 | (4-4)   | Bryant Crawford at Wake Forest (01/10/16)       |
|                          | 1.000 | (4-4)   | Lewis, Trey vs Louisville (1/7/16)              |
|                          | 1.000 | (4-4)   | Mcintyre, Haiishen vs High Point (12/16/15)     |
|                          | 1.000 | (4-4)   | Johnson, Keon vs Winthrop (11/27/15)            |
|                          | 1.000 | (3-3)   | DaJuan Coleman at Syracuse (2/27/16)            |
|                          | 1.000 | (3-3)   | Lindauer, Anthony vs High Point (12/16/15)      |
| Rebounds                 | 21    |         | Thomas,Devin vs Wake Forest (2/13/16)           |
|                          | 16    |         | GOODMAN, Savon vs Arizona State (11/23/15)      |
| Assists                  | 10    |         | SIMMONS, Ben vs LSU (11/24/15)                  |
|                          | 7     |         | Malachi Richardson at Syracuse (2/27/16)        |
|                          | 7     |         | Grantham,Donte vs Clemson (2/20/16)             |
|                          | 7     |         | Grayson Allen vs Duke (1/23/16)                 |
|                          | 7     |         | Rathan-Mayes, Xavier vs Florida State (1/13/16) |



# #0 Abdul-Malik Abu

F | 6-8 | 240 | So.

Boston, Mass. | Kimball Union Academy

\* Has 15 career double-doubles

\* No. 32 recruit by ESPN, 45 by Rivals in 2014 class

\* Devout Muslim who observes Ramadan and prays multiple times daily

\* Committed in Sept. 2013 after visiting mosque in Raleigh

**2015-16 HIGHLIGHTS:** Third on team with 12.7 ppg ... Has 12 double-doubles in last 20 games ... Leads team with 44 dunks ... Had double-double (15 pts, 12 rebs) in win over LSU (Nov. 24) ... Grabbed 14 rebounds at USF (Dec. 13) ... Had double-double (13 pts, 11 rebs) at Missouri (Dec. 19) ... Posted double-double of 11 points, 11 rebounds vs. UNCG (Dec. 22) ... Scored 15 points with 12 rebounds vs. Louisville (Jan. 7) ... Had 21 points and career-high 6 assists vs. Florida State (Jan. 13) ... Tied career best with 14 rebounds at UNC (Jan. 16) ... Totaled 16 points and 10 rebounds at Pittsburgh (Jan. 19) ... Set new career high with 22 points vs. Georgia Tech (Jan. 27) ... Grabbed career-best 17 rebounds with 16 points at Duke (Feb. 6) ... Totaled 17 points and 16 rebounds vs. Clemson (Feb. 20).

**2014-15 HIGHLIGHTS:** Averaged 6.4 points and 4.8 rebounds per game ... Ranked second on the team with 35 dunks ... Averaged 9.4 points per game in postseason ... Totaled 13 points and 12 rebounds in NCAA win over Villanova (March 21).

**BEFORE STATE:** No. 32 recruit nationally in ESPN 100, 45th by Rivals and the No. 11 power forward and four-star recruit by Scout.com ... Named 2014 NEPSAC Player of the Year and was a NEPSAC all-star pick ... Averaged 24.5 points and 10.5 rebounds during his final season ... Also played one season of varsity tennis and was girl's lacrosse manager for two years at Kimball ... Named 2013 EYBL MVP.

| Opponent                  | FG     | 3FG | FT   | O-D-Reb | PF | Pts | Ast | TO | Blk | Stl | Min |
|---------------------------|--------|-----|------|---------|----|-----|-----|----|-----|-----|-----|
| William & Mary (11/13)    | * 8-16 | 0-0 | 1-2  | 3-3-6   | 3  | 17  | 4   | 1  | 0   | 1   | 30  |
| South Alabama (11/15)     | * 5-9  | 0-0 | 4-7  | 3-3-6   | 4  | 14  | 2   | 2  | 0   | 0   | 20  |
| IUPUI (11/18)             | * 4-9  | 0-0 | 6-11 | 3-6-9   | 1  | 14  | 1   | 2  | 2   | 0   | 31  |
| vs. Arizona State (11/23) | * 5-10 | 0-0 | 0-0  | 2-1-3   | 4  | 10  | 2   | 1  | 1   | 0   | 24  |
| vs. LSU (11/24)           | * 6-14 | 0-0 | 3-6  | 3-9-12  | 1  | 15  | 1   | 1  | 0   | 0   | 29  |
| Winthrop (11/27)          | * 1-4  | 0-0 | 0-2  | 0-3-3   | 2  | 2   | 2   | 2  | 0   | 1   | 14  |
| Michigan (12/1)           | * 0-6  | 0-0 | 2-2  | 0-1-1   | 1  | 2   | 0   | 0  | 0   | 0   | 13  |
| Bucknell (12/5)           | * 3-5  | 0-0 | 5-7  | 2-7-9   | 1  | 11  | 0   | 2  | 0   | 1   | 24  |
| at South Florida (12/13)  | * 5-13 | 0-0 | 1-2  | 9-5-14  | 3  | 11  | 1   | 1  | 0   | 1   | 29  |
| High Point (12/16)        | * 5-8  | 0-0 | 3-4  | 5-4-9   | 2  | 13  | 0   | 3  | 2   | 1   | 23  |
| at Missouri (12/19)       | * 4-8  | 0-0 | 5-5  | 3-8-11  | 3  | 13  | 0   | 1  | 1   | 0   | 33  |
| UNCG (12/22)              | * 4-8  | 0-0 | 3-8  | 2-9-11  | 3  | 11  | 0   | 1  | 2   | 0   | 33  |
| Northeastern (12/29)      | * 4-13 | 0-0 | 2-2  | 7-5-12  | 2  | 10  | 0   | 0  | 0   | 1   | 23  |
| at Virginia Tech (1/2)    | * 3-7  | 0-0 | 2-4  | 1-7-8   | 3  | 8   | 2   | 0  | 0   | 0   | 25  |
| Louisville (1/7)          | * 5-10 | 0-0 | 5-8  | 5-7-12  | 1  | 15  | 0   | 2  | 1   | 0   | 33  |
| at Wake Forest (1/10)     | * 5-9  | 0-0 | 1-1  | 1-1-2   | 4  | 11  | 0   | 2  | 0   | 0   | 14  |
| Florida State (1/13)      | * 6-12 | 0-0 | 9-11 | 7-6-13  | 1  | 21  | 6   | 2  | 0   | 0   | 37  |
| at UNC (1/16)             | * 5-14 | 0-0 | 2-2  | 8-6-14  | 5  | 12  | 3   | 2  | 0   | 0   | 27  |
| at Pittsburgh (1/19)      | * 7-13 | 0-0 | 2-4  | 2-8-10  | 3  | 16  | 0   | 3  | 1   | 0   | 34  |
| Duke (1/23)               | * 6-9  | 0-0 | 2-6  | 1-4-5   | 4  | 14  | 2   | 2  | 1   | 1   | 28  |
| Georgia Tech (1/27)       | * 9-18 | 0-0 | 4-6  | 6-5-11  | 3  | 22  | 1   | 6  | 0   | 0   | 37  |
| Miami (1/30)              | * 7-12 | 0-0 | 5-5  | 1-6-7   | 1  | 19  | 0   | 1  | 0   | 0   | 36  |
| at Florida St. (2/1)      | * 5-8  | 0-0 | 2-2  | 1-4-5   | 3  | 12  | 1   | 1  | 1   | 0   | 25  |
| at Duke (2/6)             | * 7-18 | 0-0 | 2-4  | 8-9-17  | 2  | 16  | 3   | 2  | 0   | 1   | 31  |
| Wake Forest (2/13)        | * 4-10 | 0-0 | 3-7  | 3-3-6   | 4  | 11  | 0   | 1  | 4   | 0   | 27  |
| at Virginia (2/15)        | * 0-0  | 0-0 | 1-2  | 0-2-2   | 4  | 1   | 1   | 3  | 0   | 1   | 22  |
| Clemson (2/20)            | * 7-12 | 0-0 | 3-4  | 8-8-16  | 3  | 17  | 1   | 1  | 3   | 0   | 33  |
| UNC (2/24)                | * 6-12 | 0-0 | 3-3  | 5-1-6   | 3  | 15  | 1   | 1  | 1   | 1   | 32  |
| at Syracuse (2/27)        | * 5-10 | 0-0 | 4-7  | 5-7-12  | 3  | 14  | 2   | 2  | 1   | 1   | 28  |
| Boston Coll. (3/2)        | * 5-8  | 0-0 | 2-4  | 1-6-7   | 5  | 12  | 3   | 4  | 0   | 0   | 31  |
| at Notre Dame (3/5)       |        |     |      |         |    |     |     |    |     |     |     |

## Career/Season Highs

### Minutes

Career: 37 (2x), last vs. Georgia Tech (1/27/16)  
2015-16: Same

### Points

Career: 22, vs. Georgia Tech (1/27/16)  
2015-16: Same

### Rebounds

Career: 17, at Duke (2/6/16)  
2015-16: Same

### Assists

Career: 6, vs. Florida State (1/13/16)  
2015-16: Same

### Field Goals Made

Career: 9 (2x), last vs. Georgia Tech (1/27/16)  
2015-16: Same

### Field Goal Attempts

Career: 18 (2x), last at Duke (2/6/16)  
2015-16: Same

### 3-point Field Goals

Career: 1, vs. West Virginia (12/20/14)  
2015-16: 0

### 3-point Attempts

Career: 1 (5x), last vs. Syracuse (3/7/15)  
2015-16: 0

### Free Throws Made

Career: 9, vs. Florida State (1/13/16)  
2015-16: Same

### Free Throw Attempts

Career: 11 (2x), last vs. Florida State (1/13/16)  
2015-16: Same

### Steals

Career: 1 (16x), last at Syracuse (2/27/16)  
2015-16: 1 (10x), last at Syracuse (2/27/16)

### Blocks

Career: 4, vs. Wake Forest (2/13/16)  
2015-16: Same

## NC State When Abu...

|                        | Season | Career |
|------------------------|--------|--------|
| Double-Figure Scoring  | 14-12  | 18-16  |
| Double-Figure Rebounds | 7-6    | 9-7    |
| Double-Double          | 7-6    | 8-7    |
| Leads NCSU in Points   | 0-1    | 0-1    |
| Leads NCSU in Rebs     | 9-8    | 13-11  |
| 20+ Point Games        | 0-2    | 0-2    |
| 30+ Point Games        | 0-0    | 0-0    |

## ABU CAREER STATS

| Year          | GP-GS        | Min         | Avg         | FG-FGA         | Pct         | 3FG-FGA    | Pct         | FT-FTA         | Pct         | Off-Def        | Tot-Avg        | PF-FO        | A         | TO        | Blk       | Stl       | Pts        | Avg        |
|---------------|--------------|-------------|-------------|----------------|-------------|------------|-------------|----------------|-------------|----------------|----------------|--------------|-----------|-----------|-----------|-----------|------------|------------|
| 2014-15       | 36-22        | 686         | 19.1        | 87-186         | .468        | 1-5        | .200        | 54-96          | .563        | 68-104         | 172-4.8        | 79-3         | 22        | 35        | 18        | 6         | 229        | 6.4        |
| 2015-16       | 30-30        | 826         | 27.5        | 146-305        | .479        | 0-0        | .000        | 87-138         | .630        | 105-154        | 259-8.6        | 82-2         | 39        | 52        | 21        | 11        | 379        | 12.6       |
| <b>TOTALS</b> | <b>66-52</b> | <b>1512</b> | <b>22.9</b> | <b>233-491</b> | <b>.475</b> | <b>1-5</b> | <b>.200</b> | <b>141-234</b> | <b>.603</b> | <b>173-258</b> | <b>431-6.5</b> | <b>161-5</b> | <b>61</b> | <b>87</b> | <b>39</b> | <b>17</b> | <b>608</b> | <b>9.2</b> |





# #1 Lennard Freeman

F | 6-9 | 250 | Jr.  
Washington, D.C. | Oak Hill Academy (Va.)

- \* Had 14-inch rod inserted into his shin during the spring
- \* Will see limited minutes due to stress reaction in lower right leg
- \* Pack is 11-0 when he grabs 10 rebounds or more
- \* Pack was 11-1 when he played 24+ minutes last season

**2015-16 HIGHLIGHTS:** Team is 5-2 when he grabs 8+ rebounds ... Grabbed 13 rebounds in win over South Alabama (Nov. 15) ... Had 9 points and team-best 10 rebounds vs. Winthrop (Nov. 27) ... Posted double-double of 10 points, 13 rebounds vs. Bucknell (Dec. 5) ... Scored 7 points in 27 minutes vs. NU (12/29/15) ... Set career high with 14 rebounds at Pittsburgh (Jan. 19) ... Had career-high 6 assists vs. Duke (Jan.23).

**2014-15 HIGHLIGHTS:** Led team and ranked 21st in ACC with 5.6 rebounds per game ... Tied career high with 13 rebounds with nine points vs. Hofstra (Nov. 17) ... Had second career double-double with 10 points and 12 rebounds vs. Jacksonville (Nov. 20) ... Pulled in 11 rebounds vs. Wake Forest (Dec. 6) ... Was key figure in NCAA win, posting double-double of 11 points and 12 rebounds in victory over Villanova (March 21).

**2013-14 HIGHLIGHTS:** Averaged 4.0 points and 5.7 rebounds per game ... Stood second on team with 127 defensive rebounds ... Posted first career double-double with 10 points and 10 rebounds against Northwestern (Dec. 4) ... Recorded a career-high 13 rebounds against Long Beach St. (Dec. 7) ... Finished with a career-high 13 points on 5-of-6 shooting against Duke in ACC semifinal (March 15) ... Grabbed 9 rebounds in 36 minutes vs. Saint Louis in NCAA Second Round (March 20).

| Opponent                  | FG    | 3FG | FT  | O-D-Reb | PF | Pts | Ast | TO | Blk | Stl | Min |
|---------------------------|-------|-----|-----|---------|----|-----|-----|----|-----|-----|-----|
| William & Mary (11/13)    | * 0-0 | 0-0 | 0-0 | 1-3-4   | 1  | 0   | 1   | 0  | 0   | 0   | 13  |
| South Alabama (11/15)     | * 2-5 | 0-0 | 1-2 | 2-11-13 | 4  | 5   | 1   | 3  | 0   | 0   | 29  |
| IUPUI (11/18)             | * 3-3 | 0-0 | 1-3 | 3-3-6   | 2  | 7   | 0   | 2  | 1   | 0   | 22  |
| vs. Arizona State (11/23) | * 1-3 | 0-0 | 1-2 | 3-2-5   | 3  | 3   | 2   | 0  | 0   | 0   | 29  |
| vs. LSU (11/24)           | * 1-2 | 0-0 | 2-2 | 3-1-4   | 3  | 4   | 1   | 2  | 0   | 0   | 19  |
| Winthrop (11/27)          | * 4-7 | 0-0 | 1-4 | 3-7-10  | 2  | 9   | 1   | 0  | 0   | 0   | 31  |
| Michigan (12/1)           | * 0-3 | 0-0 | 0-0 | 4-2-6   | 1  | 0   | 1   | 0  | 0   | 1   | 20  |
| Bucknell (12/5)           | 3-6   | 0-0 | 4-6 | 5-8-13  | 0  | 10  | 2   | 2  | 0   | 2   | 29  |
| at South Florida (12/13)  | 2-3   | 0-0 | 1-2 | 5-3-8   | 1  | 5   | 1   | 0  | 0   | 1   | 25  |
| High Point (12/16)        | 2-3   | 0-0 | 0-0 | 2-3-5   | 4  | 4   | 0   | 1  | 0   | 0   | 12  |
| at Missouri (12/19)       | 0-1   | 0-0 | 1-2 | 2-4-6   | 2  | 1   | 0   | 0  | 0   | 1   | 24  |
| UNCG (12/22)              | 1-2   | 0-0 | 1-2 | 2-2-4   | 1  | 3   | 0   | 1  | 1   | 0   | 15  |
| Northeastern (12/29)      | 3-4   | 0-0 | 1-2 | 1-3-4   | 1  | 7   | 0   | 2  | 0   | 3   | 27  |
| at Virginia Tech (1/2)    | 2-4   | 0-0 | 2-3 | 3-3-6   | 5  | 6   | 2   | 1  | 1   | 0   | 31  |
| Louisville (1/7)          | 0-1   | 0-0 | 2-4 | 3-3-6   | 3  | 2   | 0   | 1  | 1   | 0   | 24  |
| at Wake Forest (1/10)     | * 2-3 | 0-0 | 2-3 | 4-4-8   | 2  | 6   | 1   | 2  | 0   | 1   | 24  |
| Florida State (1/13)      | 1-3   | 0-0 | 2-2 | 4-4-8   | 3  | 4   | 1   | 2  | 0   | 1   | 17  |
| at UNC (1/16)             | 1-1   | 0-0 | 1-2 | 1-1-2   | 0  | 3   | 0   | 1  | 0   | 0   | 21  |
| at Pittsburgh (1/19)      | 2-4   | 0-0 | 0-1 | 5-9-14  | 3  | 4   | 0   | 0  | 0   | 0   | 28  |
| Duke (1/23)               | 1-3   | 0-0 | 0-0 | 2-5-7   | 3  | 2   | 6   | 0  | 0   | 0   | 26  |
| Georgia Tech (1/27)       | * 0-0 | 0-0 | 0-0 | 0-3-3   | 4  | 0   | 0   | 0  | 0   | 0   | 24  |
| Miami (1/30)              | * 2-3 | 0-0 | 0-0 | 1-3-4   | 1  | 4   | 2   | 0  | 1   | 1   | 21  |
| at Florida St. (2/1)      | * 0-2 | 0-0 | 0-0 | 1-2-3   | 0  | 0   | 1   | 1  | 0   | 0   | 10  |
| at Duke (2/6)             | * 0-0 | 0-0 | 0-0 | 0-0-0   | 1  | 0   | 3   | 0  | 0   | 0   | 11  |
| Wake Forest (2/13)        | * 1-2 | 0-0 | 0-0 | 1-4-5   | 4  | 2   | 1   | 2  | 0   | 0   | 18  |
| at Virginia (2/15)        | * 4-5 | 0-0 | 1-2 | 1-1-2   | 1  | 9   | 0   | 0  | 1   | 0   | 25  |
| Clemson (2/20)            | * 0-0 | 0-0 | 1-2 | 0-1-1   | 1  | 1   | 1   | 1  | 0   | 0   | 13  |
| UNC (2/24)                | * 0-0 | 0-0 | 0-1 | 0-1-1   | 1  | 0   | 0   | 0  | 1   | 0   | 15  |
| at Syracuse (2/27)        | 0-1   | 0-0 | 0-0 | 0-0-0   | 0  | 0   | 4   | 1  | 0   | 0   | 15  |
| Boston Coll. (3/2)        | 2-2   | 0-0 | 0-1 | 3-0-3   | 0  | 4   | 0   | 0  | 0   | 0   | 6   |
| at Notre Dame (3/5)       |       |     |     |         |    |     |     |    |     |     |     |

## FREEMAN CAREER STATS

| Year    | GP-GS  | Min  | Avg  | FG-FGA  | Pct  | 3FG-FGA | Pct  | FT-FTA | Pct  | Off-Def | Tot-Avg | PF-FO | A  | TO | Blk | Stl | Pts | Avg |
|---------|--------|------|------|---------|------|---------|------|--------|------|---------|---------|-------|----|----|-----|-----|-----|-----|
| 2013-14 | 35-11  | 811  | 23.2 | 55-107  | .514 | 0-0     | .000 | 31-69  | .449 | 72-127  | 199-5.7 | 61-1  | 21 | 17 | 9   | 16  | 141 | 4.0 |
| 2014-15 | 35-21  | 681  | 19.5 | 51-114  | .447 | 0-0     | .000 | 24-48  | .500 | 70-127  | 197-5.6 | 63-1  | 19 | 23 | 7   | 9   | 126 | 3.6 |
| 2015-16 | 30-15  | 624  | 20.8 | 40-76   | .526 | 0-0     | .000 | 25-48  | .521 | 65-96   | 161-5.4 | 57-1  | 32 | 25 | 7   | 11  | 105 | 3.5 |
| Totals  | 100-47 | 2116 | 21.2 | 146-297 | .492 | 0-0     | .000 | 80-165 | .485 | 207-350 | 557-5.6 | 181-3 | 72 | 65 | 23  | 36  | 372 | 3.7 |

## Career/Season Highs

|  |
|--|
| <b>Minutes</b>                                   |
| Career: 37, vs. Long Beach St. (12/7/13)         |
| 2015-16: 31 (2x), last at Virginia Tech (1/2/16) |
| <b>Points</b>                                    |
| Career: 13, vs. Duke (3/14/14)                   |
| 2015-16: 10, vs. Bucknell (12/5/15)              |
| <b>Rebounds</b>                                  |
| Career: 14, at Pittsburgh (1/19/16)              |
| 2015-16: Same                                    |
| <b>Assists</b>                                   |
| Career: 6, vs. Duke (1/23/16)                    |
| 2015-16: Same                                    |
| <b>Field Goals Made</b>                          |
| Career: 5 (3x), last vs. Villanova (3/21/15)     |
| 2015-16: 4 (2x), last at Virginia (2/15/16)      |
| <b>Field Goal Attempts</b>                       |
| Career: 10, vs. Jacksonville (11/20/14)          |
| 2015-16: 7, vs. Winthrop (11/27/15)              |
| <b>3-point Field Goals Made</b>                  |
| Career: 0  |
| 2015-16: 0                                       |
| <b>3-point Attempts</b>                          |
| Career: 0  |
| 2015-16: 0                                       |
| <b>Free Throws Made</b>                          |
| Career: 4 (3x), last vs. Bucknell (12/5/15)      |
| 2015-16: 4, vs. Bucknell (12/5/15)               |
| <b>Free Throw Attempts</b>                       |
| Career: 8, vs. Wake Forest (12/6/14)             |
| 2015-16: 6, vs. Bucknell (12/5/15)               |
| <b>Steals</b>                                    |
| Career: 3, vs. Northeastern (12/29/15)           |
| 2015-16: Same                                    |
| <b>Blocks</b>                                    |
| Career: 2 (2x), last vs. Villanova (3/21/15)     |
| 2015-16: 1 (5x), last at Virginia (2/15/16)      |

## NC State When Freeman...

|                        | Season | Career |
|------------------------|--------|--------|
| Double-Figure Scoring  | 1-0    | 5-1    |
| Double-Figure Rebounds | 4-0    | 12-0   |
| Double-Double          | 1-0    | 4-0    |
| Leads NCSU in Points   | 0-0    | 0-0    |
| Leads NCSU in Rebs     | 4-0    | 18-3   |
| 15+ Point Games        | 0-0    | 0-0    |
| 8+ Rebound Games       | 5-2    | 21-5   |



## #3 Terry Henderson

G | 6-5 | 195 | R-Jr.

Raleigh, N.C. | Neuse Christian (West Va.)

- \* Injured his ankle after 7 minutes of play in season opener
- \* Averaged 9.8 ppg in 2 seasons at West Virginia
- \* Shot .387 (89-230) from 3-pt range at WVU
- \* Explosive athlete, with 42-inch approach vertical leap
- \* Was an AAU teammate of TJ Warren for Garner Road team

\* Expected to miss another month with torn ligaments in right ankle

**Before State:** Played two seasons at West Virginia, appearing in 58 games and starting 28 times ... Averaged 9.8 points and 2.7 rebounds while playing 23.4 minutes per game ... Made 89 treys in two seasons and shot .816 at the free throw line.

**2013-14 - Sophomore Season:** Played in 28 games, starting 17 contests ... Averaged 11.7 points and 2.9 rebounds per game ... Scored in double figures 18 times.

**2012-13 - Freshman Season:** Played in 30 games, starting 11 times ... Averaged 8.0 points and 2.4 rebounds per game ... Ranked second on the team with 42 made 3-pointers.

| Opponent                  | FG  | 3FG | FT  | O-D-Reb | PF      | Pts | Ast | TO | Blk | Stl | Min |
|---------------------------|-----|-----|-----|---------|---------|-----|-----|----|-----|-----|-----|
| William & Mary (11/13) *  | 0-3 | 0-1 | 0-0 | 1-0-1   | 1       | 0   | 0   | 1  | 0   | 0   | 7   |
| South Alabama (11/15)     |     |     |     |         | --DNP-- |     |     |    |     |     |     |
| IUPUI (11/18)             |     |     |     |         | --DNP-- |     |     |    |     |     |     |
| vs. Arizona State (11/23) |     |     |     |         | --DNP-- |     |     |    |     |     |     |
| vs. LSU (11/24)           |     |     |     |         | --DNP-- |     |     |    |     |     |     |
| Winthrop (11/27)          |     |     |     |         | --DNP-- |     |     |    |     |     |     |
| Michigan (12/1)           |     |     |     |         | --DNP-- |     |     |    |     |     |     |
| Bucknell (12/5)           |     |     |     |         | --DNP-- |     |     |    |     |     |     |
| at South Florida (12/13)  |     |     |     |         | --DNP-- |     |     |    |     |     |     |
| High Point (12/16)        |     |     |     |         | --DNP-- |     |     |    |     |     |     |
| at Missouri (12/19)       |     |     |     |         | --DNP-- |     |     |    |     |     |     |
| UNCG (12/22)              |     |     |     |         | --DNP-- |     |     |    |     |     |     |
| Northeastern (12/29)      |     |     |     |         | --DNP-- |     |     |    |     |     |     |
| at Virginia Tech (1/2)    |     |     |     |         | --DNP-- |     |     |    |     |     |     |
| Louisville (1/7)          |     |     |     |         | --DNP-- |     |     |    |     |     |     |
| at Wake Forest (1/10)     |     |     |     |         | --DNP-- |     |     |    |     |     |     |
| Florida State (1/13)      |     |     |     |         | --DNP-- |     |     |    |     |     |     |
| at UNC (1/16)             |     |     |     |         | --DNP-- |     |     |    |     |     |     |
| at Pittsburgh (1/19)      |     |     |     |         | --DNP-- |     |     |    |     |     |     |
| Duke (1/23)               |     |     |     |         | --DNP-- |     |     |    |     |     |     |
| Georgia Tech (1/27)       |     |     |     |         | --DNP-- |     |     |    |     |     |     |
| Miami (1/30)              |     |     |     |         | --DNP-- |     |     |    |     |     |     |
| at Florida St. (2/1)      |     |     |     |         | --DNP-- |     |     |    |     |     |     |
| at Duke (2/6)             |     |     |     |         | --DNP-- |     |     |    |     |     |     |
| Wake Forest (2/13)        |     |     |     |         | --DNP-- |     |     |    |     |     |     |
| at Virginia (2/15)        |     |     |     |         | --DNP-- |     |     |    |     |     |     |
| Clemson (2/20)            |     |     |     |         | --DNP-- |     |     |    |     |     |     |
| UNC (2/24)                |     |     |     |         | --DNP-- |     |     |    |     |     |     |
| at Syracuse (2/27)        |     |     |     |         | --DNP-- |     |     |    |     |     |     |
| Boston Coll. (3/2)        |     |     |     |         | --DNP-- |     |     |    |     |     |     |
| at Notre Dame (3/5)       |     |     |     |         | --DNP-- |     |     |    |     |     |     |

### Career/Season Highs

#### Minutes

Career: 44, vs. Oklahoma (2/5/14)  
2015-16: 7, vs. William & Mary (11/13/15)

#### Points

Career: 28, vs. Texas Tech (1/6/14)  
2015-16: 0

#### Rebounds

Career: 7 (2x), last vs. TCU (1/4/14)  
2015-16: 1, vs. William & Mary (11/13/15)

#### Assists

Career: 4 (2x), last at Oklahoma State (1/25/14)  
2015-16: 0

#### Field Goals Made

Career: 10, vs. Texas Tech (1/6/14)  
2015-16: 0

#### Field Goal Attempts

Career: 17, vs. Texas (1/13/14)  
2015-16: 3, vs. William & Mary (11/13/15)

#### 3-point Field Goals Made

Career: 6 (2x), last at Kansas (3/2/13)  
2015-16: 0

#### 3-point Attempts

Career: 11, vs. Oklahoma (1/5/13)  
2015-16: 1, vs. William & Mary (11/13/15)

#### Free Throws Made

Career: 6 (3x), last at Oklahoma State (1/25/14)  
2015-16: 0

#### Free Throw Attempts

Career: 8, at Oklahoma State (1/25/14)  
2015-16: 0

#### Steals

Career: 3 (2x), last vs. William & Mary (12/29/13)  
2015-16: 0

#### Blocks

Career: 3, vs. Oklahoma State (1/11/14)  
2015-16: 0

### NC State When Henderson...

|                        | Season | Career |
|------------------------|--------|--------|
| Double-Figure Scoring  | 0-0    | 0-0    |
| Double-Figure Rebounds | 0-0    | 0-0    |
| Double-Double          | 0-0    | 0-0    |
| Leads NCSU in Points   | 0-0    | 0-0    |
| Leads NCSU in Rebs     | 0-0    | 0-0    |
| 20+ Point Games        | 0-0    | 0-0    |
| 30+ Point Games        | 0-0    | 0-0    |

### HENDERSON CAREER STATS

| Year             | GP-GS        | Min         | Avg         | FG-FGA         | Pct         | 3FG-FGA       | Pct         | FT-FTA        | Pct         | Off-Def      | Tot-Avg        | PF-FO       | A         | TO        | Blk       | Stl       | Pts        | Avg        |
|------------------|--------------|-------------|-------------|----------------|-------------|---------------|-------------|---------------|-------------|--------------|----------------|-------------|-----------|-----------|-----------|-----------|------------|------------|
| 2012-13 (at WVU) | 30-11        | 604         | 20.1        | 80-183         | .437        | 42-105        | .400        | 37-48         | .771        | 34-39        | 73-2.4         | 33-0        | 25        | 27        | 6         | 17        | 239        | 8.0        |
| 2013-14 (at WVU) | 28-17        | 756         | 27.0        | 112-255        | .439        | 47-125        | .376        | 56-66         | .848        | 32-49        | 81-2.9         | 39-1        | 31        | 30        | 16        | 21        | 327        | 11.7       |
| 2015-16          | 1-1          | 7           | 7.0         | 0-3            | .000        | 0-1           | .000        | 0-0           | .000        | 1-0          | 1-1.0          | 1-0         | 1         | 0         | 0         | 0         | 0          | 0.0        |
| <b>TOTALS</b>    | <b>59-29</b> | <b>1367</b> | <b>23.2</b> | <b>192-441</b> | <b>.435</b> | <b>89-231</b> | <b>.386</b> | <b>93-114</b> | <b>.816</b> | <b>67-88</b> | <b>155-2.7</b> | <b>73-1</b> | <b>57</b> | <b>57</b> | <b>22</b> | <b>38</b> | <b>566</b> | <b>9.7</b> |



## #12 Anthony 'Cat' Barber

G | 6-2 | 190 | Jr.

Newport News, Va. | Hampton

- \* ACC Player of the Week (Nov. 30, Dec. 21, Feb. 1)
- \* Leading ACC in scoring, 4th in assists
- \* Owns 8 games this year with 30+ points
- \* 7th In The Nation In Scoring (23.2 ppg)
- \* 2013 McDonald's All-American
- \* Given nickname 'Cat' by his sister

\* NC State Career Rankings: Scoring (20th), Assists (9th)

\* ACC Ranks: 1st in Scoring, 1st in Minutes, 1st in FTs Made, 8th in Assists

\* 7th Nationally In Scoring (2nd among Power 5 players)

**2015-16 HIGHLIGHTS:** Leading scorer in ACC, 8th in assists ... 2nd Team Preseason All-ACC ... Thrice voted ACC Player of the Week (Nov. 30, Dec. 21, Feb. 1) ... Legends Classic All-Tournament Team ... Shooting 87.0% at the foul line ... Had near triple-double (17 points, 12 rebounds, 8 assists) vs. South Alabama (Nov. 15) ... Scored 26 points and made buzzer-beating 3-pointer at Wake Forest (Jan. 10) ... Scored 33 points at Missouri (Dec. 19) ... Scored 27 of team's 58 points vs. UNCG (Dec. 22) ... Scored 29 vs. Northeastern (Dec. 29) ... Scored 26 points at Wake Forest (Jan. 10) ... Made all 14 of his foul shots in 31-point effort at Pittsburgh (Jan. 19) ... Scored 36 points vs. Georgia Tech (Jan. 27) ... Scored 31 points at Florida State (Feb. 1) ... Had 26 points and 6 assists at Duke (Feb. 6) ... Tallied career-best 38 points vs. Wake Forest (Feb. 13) ... Scored 32 points (13 in first 5 minutes) against UNC (Feb. 24).

**2014-15 HIGHLIGHTS:** Averaged 12.1 points and team-best 3.7 assists while shooting .380 from 3-point range ... In the last 14 games of the season, averaged 15.3 points, 4.0 assists and shot .431 from 3-point range ... Exploded for 28 points with 4 assists, 4 rebounds and 4 treys at Wake Forest (Feb. 3) ... Scored 21 points in win over Louisville, causing Rick Pitino to say he 'dominated the game' (Feb. 14) ... Poured in 34 points and made all 12 of his foul shots in win over Pittsburgh (March 11).

**BEFORE STATE:** One of top players in 2013 class, appearing on the rankings board published by ESPN (11), Scout.com (9) and Rivals.com (9) ... Totaled 11 points and 4 assists in the 2013 McDonald's All-American Game.

| Opponent                 | FG      | 3FG | FT    | O-D-Reb | PF | Pts | Ast | TO | Blk | Stl | Min |
|--------------------------|---------|-----|-------|---------|----|-----|-----|----|-----|-----|-----|
| William & Mary (11/13)   | * 4-16  | 0-3 | 3-4   | 3-2-5   | 2  | 11  | 6   | 1  | 0   | 1   | 40  |
| South Alabama (11/15)    | * 3-11  | 0-1 | 11-12 | 2-10-12 | 3  | 17  | 8   | 5  | 0   | 1   | 39  |
| IUPUI (11/18)            | * 5-16  | 0-1 | 9-11  | 0-4-4   | 3  | 19  | 3   | 2  | 1   | 0   | 37  |
| vs. Arizona St. (11/23)  | * 5-13  | 0-2 | 12-14 | 0-6-6   | 4  | 22  | 8   | 2  | 0   | 0   | 37  |
| vs. LSU (11/24)          | * 4-12  | 0-0 | 12-12 | 0-7-7   | 0  | 20  | 7   | 1  | 0   | 1   | 43  |
| Winthrop (11/27)         | * 9-19  | 0-0 | 19-22 | 1-3-4   | 2  | 37  | 8   | 3  | 0   | 0   | 39  |
| Michigan (12/1)          | * 6-13  | 0-1 | 4-4   | 1-2-3   | 5  | 16  | 4   | 1  | 0   | 0   | 36  |
| Bucknell (12/5)          | * 8-17  | 0-1 | 8-10  | 0-1-1   | 4  | 24  | 2   | 2  | 0   | 0   | 29  |
| at South Florida (12/13) | * 6-20  | 1-5 | 6-8   | 2-5-7   | 0  | 19  | 6   | 3  | 0   | 1   | 40  |
| High Point (12/16)       | * 10-22 | 3-5 | 3-4   | 1-4-5   | 2  | 26  | 6   | 0  | 0   | 0   | 40  |
| at Missouri (12/19)      | * 9-15  | 2-4 | 13-15 | 1-6-7   | 2  | 33  | 4   | 3  | 0   | 0   | 39  |
| UNCG (12/22)             | * 10-18 | 2-5 | 5-7   | 0-2-2   | 1  | 27  | 2   | 1  | 0   | 2   | 40  |
| Northeastern (12/29)     | * 11-20 | 1-3 | 6-8   | 2-3-5   | 2  | 29  | 3   | 2  | 0   | 0   | 40  |
| at Virginia Tech (1/2)   | * 7-21  | 2-6 | 5-6   | 0-7-7   | 2  | 21  | 2   | 3  | 0   | 0   | 45  |
| Louisville (1/7)         | * 7-22  | 1-7 | 5-5   | 0-3-3   | 2  | 20  | 4   | 1  | 0   | 1   | 39  |
| at Wake Forest (1/10)    | * 10-22 | 4-8 | 2-4   | 0-3-3   | 4  | 26  | 7   | 2  | 0   | 1   | 40  |
| Florida State (1/13)     | * 6-14  | 2-5 | 2-2   | 0-3-3   | 4  | 16  | 3   | 2  | 0   | 1   | 34  |
| at UNC (1/16)            | * 4-11  | 1-2 | 0-0   | 0-3-3   | 1  | 9   | 1   | 5  | 0   | 0   | 35  |
| at Pittsburgh (1/19)     | * 8-18  | 1-2 | 14-14 | 0-7-7   | 2  | 31  | 8   | 8  | 0   | 1   | 38  |
| Duke (1/23)              | * 8-14  | 3-4 | 0-0   | 0-0-0   | 1  | 19  | 1   | 2  | 0   | 3   | 39  |
| Georgia Tech (1/27)      | * 13-27 | 2-5 | 8-8   | 0-4-4   | 4  | 36  | 5   | 0  | 0   | 2   | 40  |
| Miami (1/30)             | * 10-18 | 0-2 | 10-10 | 0-3-3   | 1  | 30  | 4   | 4  | 0   | 0   | 40  |
| at Florida St. (2/1)     | * 10-17 | 3-5 | 8-10  | 1-3-4   | 3  | 31  | 4   | 2  | 0   | 0   | 40  |
| at Duke (2/6)            | * 8-14  | 3-5 | 7-8   | 1-3-4   | 4  | 26  | 6   | 3  | 1   | 0   | 40  |
| Wake Forest (2/13)       | * 10-20 | 1-4 | 17-20 | 0-5-5   | 1  | 38  | 3   | 3  | 0   | 0   | 40  |
| at Virginia (2/15)       | * 4-11  | 1-3 | 5-6   | 1-4-5   | 2  | 14  | 2   | 5  | 0   | 1   | 40  |
| Clemson (2/20)           | * 1-12  | 0-3 | 6-7   | 0-3-3   | 0  | 8   | 5   | 3  | 0   | 0   | 37  |
| UNC (2/24)               | * 12-26 | 1-5 | 7-7   | 0-6-6   | 1  | 32  | 3   | 4  | 0   | 1   | 39  |
| at Syracuse (2/27)       | * 3-8   | 1-2 | 8-9   | 0-4-4   | 3  | 15  | 0   | 2  | 0   | 0   | 34  |
| Boston Coll. (3/2)       | * 8-21  | 1-4 | 7-9   | 1-5-6   | 2  | 24  | 6   | 2  | 0   | 0   | 40  |
| at Notre Dame (3/5)      |         |     |       |         |    |     |     |    |     |     |     |

### Career/Season Highs

#### Minutes

Career: 45 (2x), last at Virginia Tech (1/2/16)  
2015-16: 45, at Virginia Tech (1/2/16)

#### Points

Career: 38, vs. Wake Forest (2/13/16)  
2015-16: Same

#### Rebounds

Career: 12, vs. South Alabama (11/15/15)  
2015-16: Same

#### Assists

Career: 8 (5x), last vs. Winthrop (11/27/15)  
2015-16: 8 (3x), last vs. Winthrop (11/27/15)

#### Field Goals Made

Career: 13, vs. Georgia Tech (1/27/16)  
2015-16: Same

#### Field Goal Attempts

Career: 27, vs. Georgia Tech (1/27/16)  
2015-16: Same

#### 3-point Field Goals Made

Career: 4 (4x), last at Wake Forest (1/10/16)  
2015-16: 4, at Wake Forest (1/10/16)

#### 3-point Attempts

Career: 8 (2x), last at Wake Forest (1/10/16)  
2015-16: 7, vs. Louisville (1/7/16)

#### Free Throws Made

Career: 19, vs. Winthrop (11/27/15)  
2015-16: Same

#### Free Throw Attempts

Career: 22, vs. Winthrop (11/27/15)  
2015-16: Same

#### Steals

Career: 3 (3x), last vs. Duke (1/23/16)  
2015-16: 3, vs. Duke (1/23/16)

#### Blocks

Career: 1 (2x), last vs. IUPUI (11/18/15)  
2015-16: 1, vs. IUPUI (11/18/15)

### NC State When Barber...

|                        | Season | Career |
|------------------------|--------|--------|
| Double-Figure Scoring  | 14-14  | 41-22  |
| Double-Figure Rebounds | 1-0    | 1-0    |
| Double-Double          | 1-0    | 1-0    |
| Leads NCSU in Points   | 12-10  | 19-13  |
| Leads NCSU in Rebs     | 0-2    | 0-2    |
| 20+ Point Games        | 11-8   | 14-10  |
| 7+ Assists             | 4-2    | 7-3    |

### BARBER CAREER STATS

| Year    | GP-GS  | Min  | Avg  | FG-FGA   | Pct  | 3FG-FGA | Pct  | FT-FTA  | Pct  | Off-Def | Tot-Avg | PF-FO | A   | TO  | Blk | Stl | Pts  | Avg  |
|---------|--------|------|------|----------|------|---------|------|---------|------|---------|---------|-------|-----|-----|-----|-----|------|------|
| 2013-14 | 36-18  | 871  | 24.2 | 108-269  | .401 | 12-46   | .261 | 78-112  | .696 | 14-58   | 72-2.0  | 59-0  | 126 | 62  | 1   | 21  | 306  | 8.5  |
| 2014-15 | 35-33  | 1108 | 31.7 | 144-328  | .439 | 27-71   | .380 | 110-150 | .733 | 30-86   | 116-3.3 | 68-0  | 130 | 73  | 0   | 28  | 425  | 12.1 |
| 2015-16 | 30-30  | 1159 | 38.6 | 219-508  | .431 | 36-103  | .350 | 222-256 | .867 | 17-121  | 138-4.6 | 67-1  | 131 | 77  | 2   | 17  | 696  | 23.2 |
| TOTALS  | 101-81 | 3138 | 31.1 | 471-1105 | .426 | 75-220  | .341 | 410-518 | .792 | 61-265  | 326-3.2 | 194-1 | 387 | 212 | 3   | 66  | 1427 | 14.1 |



# #14 Caleb Martin

F | 6-7 | 215 | So.

Mocksville, N.C. | Oak Hill Academy [Va.]

- \* No. 62 recruit by ESPN, No. 60 by Rivals, No. 46 by Scout
- \* Gained 15 pounds of muscle in offseason
- \* Changed mechanics of his jumper in offseason, shooting more centered and to right of his face
- \* Had surgery on foot in June 2014
- \* Just 1 minute younger than twin brother Cody

**2014-15 HIGHLIGHTS:** Leads team with 71 made shots from 3-point range ... Scored 21 points and made 5 treys in season opener vs. William & Mary (Nov. 13) ... Scored 19 points on 7-for-10 shooting in win over South Alabama (Nov. 15) ... Scored 16 points with 9 rebounds in win over LSU (Nov. 24) ... Led Pack with 19 points and 7 rebounds vs. Michigan (Dec. 1) ... Scored 14 points and played 40 minutes at Virginia Tech (Jan. 2) ... Scored 14 points and made 4 treys at Florida State (Feb. 1) ... Scored 18 points and had team-high 7 rebounds vs. Wake Forest (Feb. 13) ... Scored 13 points and assisted on game-winner at buzzer in win over BC (March 2).

**2014-15 HIGHLIGHTS:** Voted ACC Freshman of the Week on Dec. 15 ... Averaged 4.8 points per game while playing 16.9 minutes ... Broke out for 15 points on 6-for-10 shooting vs. Jacksonville (Nov. 20) ... Made 1st career start and scored 17 points with 7 rebounds vs. CSU (Dec. 12) ... Scored 12 points in 32 minutes vs. Notre Dame (Jan. 25) ... Grabbed career-high 10 rebounds at Louisville (Feb. 14).

**BEFORE STATE:** No. 62 recruit nationally in ESPN 100, 60th by Rivals and the No. 46 recruit by Scout. com ... Led Oak Hill to 41-4 record and a runner-up finish in the Dick's Sporting Goods High School National Tournament ... Selected to all-tournament team at national tournament ... Won Oak Hill's individual 3-point shooting award.

| Opponent                 | FG     | 3FG  | FT  | O-D-Reb | PF | Pts | Ast | TO | Blk | Stl | Min |
|--------------------------|--------|------|-----|---------|----|-----|-----|----|-----|-----|-----|
| William & Mary (11/13)   | * 8-17 | 5-10 | 0-0 | 2-1-3   | 2  | 21  | 2   | 3  | 2   | 4   | 38  |
| South Alabama (11/15)    | * 7-10 | 4-6  | 1-1 | 0-6-6   | 2  | 19  | 0   | 2  | 0   | 0   | 37  |
| IUPUI (11/18)            | * 5-15 | 2-8  | 3-5 | 3-4-7   | 3  | 15  | 2   | 1  | 1   | 1   | 35  |
| vs. Arizona St. (11/23)  | * 4-11 | 3-7  | 1-2 | 0-2-2   | 4  | 12  | 2   | 2  | 0   | 2   | 36  |
| vs. LSU (11/24)          | * 6-18 | 4-10 | 0-0 | 0-9-9   | 2  | 16  | 3   | 4  | 1   | 1   | 37  |
| Winthrop (11/27)         | * 3-8  | 1-6  | 4-4 | 1-4-5   | 4  | 11  | 1   | 1  | 1   | 1   | 37  |
| Michigan (12/1)          | * 5-12 | 3-9  | 6-6 | 3-4-7   | 2  | 19  | 1   | 1  | 0   | 1   | 38  |
| Bucknell (12/5)          | * 7-12 | 5-9  | 2-2 | 0-0-0   | 2  | 21  | 4   | 2  | 1   | 1   | 34  |
| at South Florida (12/13) | * 1-10 | 1-7  | 0-0 | 0-5-5   | 1  | 3   | 2   | 2  | 1   | 0   | 34  |
| High Point (12/16)       | * 2-6  | 0-4  | 0-3 | 2-2-4   | 2  | 4   | 0   | 1  | 0   | 0   | 33  |
| at Missouri (12/19)      | * 2-14 | 1-9  | 0-0 | 1-1-2   | 2  | 5   | 2   | 2  | 0   | 1   | 29  |
| UNCG (12/22)             | * 1-4  | 1-2  | 0-0 | 1-5-6   | 2  | 3   | 2   | 3  | 0   | 0   | 34  |
| Northeastern (12/29)     | * 3-8  | 2-3  | 0-2 | 0-7-7   | 4  | 8   | 0   | 1  | 1   | 0   | 27  |
| at Virginia Tech (1/2)   | * 4-17 | 3-13 | 3-3 | 1-3-4   | 2  | 14  | 0   | 2  | 1   | 0   | 40  |
| Louisville (1/7)         | * 3-10 | 3-7  | 4-5 | 2-1-3   | 4  | 13  | 1   | 2  | 1   | 1   | 28  |
| at Wake Forest (1/10)    | * 3-8  | 1-6  | 0-0 | 4-7-11  | 4  | 7   | 3   | 2  | 1   | 2   | 35  |
| Florida State (1/13)     | * 2-13 | 1-10 | 2-2 | 1-2-3   | 3  | 7   | 2   | 1  | 1   | 0   | 32  |
| at UNC (1/16)            | 3-5    | 1-2  | 2-2 | 1-1-2   | 3  | 9   | 0   | 3  | 0   | 2   | 21  |
| at Pittsburgh (1/19)     | 1-5    | 1-4  | 0-0 | 0-3-3   | 3  | 3   | 0   | 1  | 0   | 0   | 21  |
| Duke (1/23)              | 5-10   | 3-8  | 1-2 | 1-3-4   | 0  | 14  | 2   | 1  | 0   | 1   | 25  |
| Georgia Tech (1/27)      | 1-5    | 1-3  | 2-3 | 1-3-4   | 3  | 5   | 1   | 1  | 0   | 1   | 29  |
| Miami (1/30)             | 4-6    | 4-6  | 1-2 | 0-7-7   | 0  | 13  | 1   | 1  | 0   | 0   | 24  |
| at Florida St. (2/1)     | 5-10   | 4-8  | 0-1 | 0-6-6   | 0  | 14  | 3   | 0  | 0   | 1   | 30  |
| at Duke (2/6)            | 1-2    | 0-1  | 0-0 | 0-3-3   | 5  | 2   | 0   | 0  | 0   | 0   | 10  |
| Wake Forest (2/13)       | 6-9    | 4-7  | 2-4 | 1-6-7   | 0  | 18  | 2   | 1  | 0   | 1   | 35  |
| at Virginia (2/15)       | 1-7    | 1-6  | 3-6 | 0-4-4   | 0  | 6   | 1   | 2  | 0   | 2   | 19  |
| Clemson (2/20)           | 6-10   | 4-7  | 0-0 | 0-6-6   | 3  | 16  | 3   | 1  | 1   | 1   | 32  |
| UNC (2/24)               | 3-9    | 3-9  | 2-2 | 1-5-6   | 2  | 11  | 1   | 1  | 0   | 0   | 25  |
| at Syracuse (2/27)       | * 7-19 | 1-7  | 3-4 | 2-6-8   | 2  | 18  | 0   | 1  | 0   | 3   | 36  |
| Boston Coll. (3/2)       | 4-7    | 4-6  | 1-3 | 1-1-2   | 3  | 13  | 1   | 1  | 2   | 1   | 26  |
| at Notre Dame (3/5)      |        |      |     |         |    |     |     |    |     |     |     |

## Career/Season Highs

### Minutes

Career: 40, at Virginia Tech (1/2/16)  
2015-16: Same

### Points

Career: 21 (2x), last vs. Bucknell (12/5/15)  
2015-16: Same

### Rebounds

Career: 10, at Louisville (2/14/15)  
2015-16: 9, vs. LSU (11/24/15)

### Assists

Career: 4, vs. Bucknell (12/5/15)  
2015-16: Same

### Field Goals Made

Career: 8, vs. William & Mary (11/13/15)  
2015-16: Same

### Field Goal Attempts

Career: 18, vs. LSU (11/24/15)  
2015-16: Same

### 3-point Field Goals

Career: 5 (2x), last vs. Bucknell (12/5/15)  
2015-16: Same

### 3-point Attempts

Career: 13, at Virginia Tech (1/2/16)  
2015-16: Same

### Free Throws Made

Career: 6, vs. Michigan (12/1/15)  
2015-16: Same

### Free Throw Attempts

Career: 6 (3x), last at Virginia (2/15/16)  
2015-16: 6 (2x), at Virginia (2/15/16)

### Steals

Career: 4, vs. William & Mary (11/13/15)  
2015-16: Same

### Blocks

Career: 2 (3x), last vs. William & Mary (11/13/15)  
2015-16: 2, vs. William & Mary (11/13/15)

## NC State When Caleb Martin...

|                        | Season | Career |
|------------------------|--------|--------|
| Double-Figure Scoring  | 9-9    | 11-10  |
| Double-Figure Rebounds | 0-1    | 1-1    |
| Double-Double          | 0-0    | 0-0    |
| Leads NCSU in Points   | 1-3    | 3-3    |
| Leads NCSU in Rebs     | 2-3    | 4-6    |
| 20+ Point Games        | 1-1    | 1-1    |
| Makes 4+ 3FGs          | 7-2    | 8-2    |

## CALEB MARTIN CAREER STATS

| Year    | GP-GS | Min  | Avg  | FG-FGA  | Pct  | 3FG-FGA | Pct  | FT-FTA | Pct  | Off-Def | Tot-Avg | PF-FO | A  | TO | Blk | Stl | Pts | Avg  |
|---------|-------|------|------|---------|------|---------|------|--------|------|---------|---------|-------|----|----|-----|-----|-----|------|
| 2014-15 | 36-1  | 598  | 16.6 | 53-149  | .356 | 25-82   | .305 | 41-59  | .695 | 26-77   | 103-2.9 | 40-1  | 26 | 24 | 12  | 11  | 172 | 4.8  |
| 2015-16 | 30-18 | 917  | 30.6 | 113-297 | .380 | 71-200  | .355 | 43-64  | .672 | 29-117  | 146-4.9 | 69-1  | 42 | 46 | 15  | 28  | 340 | 11.3 |
| TOTALS  | 66-19 | 1515 | 23.0 | 166-446 | .372 | 96-282  | .340 | 84-123 | .683 | 55-194  | 249-3.8 | 109-2 | 68 | 70 | 27  | 39  | 512 | 7.8  |





# #15 Cody Martin

F | 6-7 | 210 | So.

Mocksville, N.C. | Oak Hill Academy [Va.]

- \* Being used as undersized '4' and backup point guard
- \* Packed on 10 pounds of muscle in the offseason
- \* Boasts 40-inch approach vertical leap
- \* Is 1 minute older than twin brother Caleb

**2015-16 HIGHLIGHTS:** Has started last 13 games ... Team leader in steals (38) ... Averaged 12.0 points and 7.5 rebounds while being ill in 2 games in Brooklyn ... Shooting .714 at foul line after .529 last year ... Posted career highs of 14 points and 10 rebounds in win over LSU (Nov. 24) ... Totaled 8 points, 8 rebounds, 7 assists at Wake Forest (Jan. 10) ... Made 1st career 3-pointer in game vs. Florida State (Jan. 13) ... Totaled 10 points and 7 rebounds at UNC (Jan. 16) ... Scored 13 points on 6-for-8 shooting vs. Duke (Jan. 23) ... Scored 13 points at Duke (Feb. 6) ... Scored 12 points and led team with 6 rebounds at UVa (Feb. 15).

**2014-15 HIGHLIGHTS:** Appeared in 18 games, playing 11.1 minutes per contest ... Scored 6 points and passed 5 assists vs. Duke (Jan. 11) ... Totaled 10 points, 6 rebounds and 4 assists vs. Notre Dame (Jan. 25).

**BEFORE STATE:** No. 91 recruit nationally in ESPN 100 and 81st by Rivals ... Played one season at Oak Hill Academy for coach Steve Smith after three seasons at Davie County High School in North Carolina ... Led Oak Hill to 41-4 record and a runner-up finish in the Dick's Sporting Goods High School National Tournament ... Picked as 2014 Team MVP for Oak Hill.

| Opponent                 | FG     | 3FG | FT  | O-D-Reb | PF | Pts | Ast | TO | Blk | Stl | Min |
|--------------------------|--------|-----|-----|---------|----|-----|-----|----|-----|-----|-----|
| William & Mary (11/13)   | 0-3    | 0-0 | 0-0 | 2-3-5   | 2  | 0   | 2   | 2  | 1   | 0   | 16  |
| South Alabama (11/15)    | 3-5    | 0-1 | 2-2 | 1-1-2   | 1  | 8   | 0   | 0  | 0   | 1   | 19  |
| IUPUI (11/18)            | 1-1    | 0-0 | 2-3 | 2-2-4   | 1  | 4   | 4   | 1  | 0   | 0   | 16  |
| vs. Arizona St. (11/23)  | 4-6    | 0-1 | 2-3 | 1-4-5   | 3  | 10  | 0   | 1  | 0   | 1   | 19  |
| vs. LSU (11/24)          | 6-10   | 0-0 | 2-3 | 6-4-10  | 2  | 14  | 4   | 2  | 1   | 4   | 37  |
| Winthrop (11/27)         | 3-8    | 0-0 | 1-2 | 2-3-5   | 2  | 7   | 2   | 0  | 1   | 1   | 26  |
| Michigan (12/1)          | 3-7    | 0-0 | 2-4 | 0-2-2   | 1  | 8   | 1   | 0  | 0   | 1   | 28  |
| Bucknell (12/5)          | 1-3    | 0-0 | 4-4 | 4-4-8   | 1  | 6   | 4   | 2  | 2   | 0   | 28  |
| at South Florida (12/13) | 2-2    | 0-0 | 0-2 | 0-3-3   | 2  | 4   | 0   | 1  | 0   | 2   | 15  |
| High Point (12/16)       | 1-3    | 0-0 | 3-4 | 2-1-3   | 1  | 5   | 0   | 0  | 0   | 2   | 25  |
| at Missouri (12/19)      | 2-5    | 0-0 | 2-2 | 2-0-2   | 2  | 6   | 1   | 0  | 2   | 2   | 21  |
| UNCG (12/22)             | 0-3    | 0-0 | 2-6 | 2-2-4   | 0  | 2   | 1   | 2  | 1   | 1   | 17  |
| Northeastern (12/29)     | 0-1    | 0-0 | 0-0 | 0-3-3   | 3  | 0   | 3   | 1  | 1   | 1   | 22  |
| at Virginia Tech (1/2)   | 3-4    | 0-0 | 1-2 | 3-1-4   | 2  | 7   | 0   | 1  | 1   | 1   | 27  |
| Louisville (1/7)         | 1-3    | 0-0 | 1-2 | 2-2-4   | 0  | 3   | 2   | 3  | 1   | 0   | 22  |
| at Wake Forest (1/10)    | 4-9    | 0-0 | 0-0 | 4-4-8   | 2  | 8   | 7   | 0  | 0   | 0   | 25  |
| Florida State (1/13)     | 2-4    | 1-1 | 1-4 | 1-3-4   | 2  | 6   | 1   | 1  | 0   | 2   | 24  |
| at UNC (1/16)            | * 4-7  | 0-0 | 2-4 | 4-3-7   | 0  | 10  | 3   | 4  | 0   | 1   | 32  |
| at Pittsburgh (1/19)     | * 2-4  | 0-0 | 0-0 | 0-4-4   | 1  | 4   | 4   | 2  | 1   | 2   | 33  |
| Duke (1/23)              | * 6-8  | 1-1 | 0-0 | 2-2-4   | 5  | 13  | 4   | 3  | 0   | 0   | 28  |
| Georgia Tech (1/27)      | * 1-2  | 0-0 | 1-2 | 1-4-5   | 5  | 3   | 3   | 1  | 0   | 0   | 18  |
| Miami (1/30)             | * 3-4  | 0-0 | 2-2 | 1-0-1   | 4  | 8   | 4   | 1  | 0   | 1   | 21  |
| at Florida St. (2/1)     | * 5-9  | 0-0 | 0-2 | 0-1-1   | 2  | 10  | 4   | 4  | 0   | 2   | 36  |
| at Duke (2/6)            | * 5-11 | 0-0 | 3-4 | 1-4-5   | 2  | 13  | 1   | 2  | 0   | 2   | 39  |
| Wake Forest (2/13)       | * 3-4  | 0-0 | 2-2 | 0-3-3   | 4  | 8   | 2   | 0  | 1   | 2   | 18  |
| at Virginia (2/15)       | * 6-10 | 0-1 | 0-0 | 4-2-6   | 1  | 12  | 1   | 1  | 0   | 2   | 32  |
| Clemson (2/20)           | * 2-6  | 1-1 | 2-2 | 3-1-4   | 3  | 7   | 2   | 3  | 0   | 0   | 27  |
| UNC (2/24)               | * 0-4  | 0-0 | 0-1 | 0-3-3   | 2  | 0   | 1   | 2  | 1   | 3   | 30  |
| at Syracuse (2/27)       | * 1-5  | 0-0 | 0-0 | 0-4-4   | 3  | 2   | 3   | 3  | 0   | 4   | 36  |
| Boston Coll. (3/2)       | * 1-2  | 0-0 | 1-2 | 1-1-2   | 0  | 3   | 2   | 0  | 0   | 0   | 27  |
| at Notre Dame (3/5)      |        |     |     |         |    |     |     |    |     |     |     |

## Career/Season Highs

### Minutes

Career: 39, at Duke (2/6/16)

2015-16: Same

### Points

Career: 14, vs. LSU (11/24/15)

2015-16: Same

### Rebounds

Career: 10, vs. LSU (11/24/15)

2015-16: Same

### Assists

Career: 7, at Wake Forest (1/10/16)

2015-16: Same

### Field Goals Made

Career: 6 (3x), last at Virginia (2/15/16)

2015-16: Same

### Field Goal Attempts

Career: 11, at Duke (2/6/16)

2015-16: Same

### 3-point Field Goals

Career: 1 (3x), last vs. Clemson (2/20/16)

2015-16: Same

### 3-point Attempts

Career: 3, vs. Notre Dame (1/25/15)

2015-16: 1 (5x), last at Virginia (2/15/16)

### Free Throws Made

Career: 4, vs. Bucknell (12/5/15)

2015-16: Same

### Free Throw Attempts

Career: 6, vs. UNCG (12/22/15)

2015-16: Same

### Steals

Career: 4 (2x), last at Syracuse (2/27/16)

2015-16: Same

### Blocks

Career: 2 (2x), last at Missouri (12/19/15)

2015-16: Same

## NC State When Cody Martin...

|                        | Season | Career |
|------------------------|--------|--------|
| Double-Figure Scoring  | 1-6    | 1-7    |
| Double-Figure Rebounds | 1-0    | 1-0    |
| Double-Double          | 1-0    | 1-0    |
| Leads NCSU in Points   | 0-0    | 0-0    |
| Leads NCSU in Rebs     | 0-1    | 0-2    |
| 20+ Point Games        | 0-0    | 0-0    |
| Plays 24+ Minutes      | 7-11   | 7-12   |

## CODY MARTIN CAREER STATS

| Year          | GP-GS        | Min        | Avg         | FG-FGA         | Pct         | 3FG-FGA     | Pct         | FT-FTA       | Pct         | Off-Def      | Tot-Avg        | PF-FO       | A         | TO        | Blk       | Stl       | Pts        | Avg        |
|---------------|--------------|------------|-------------|----------------|-------------|-------------|-------------|--------------|-------------|--------------|----------------|-------------|-----------|-----------|-----------|-----------|------------|------------|
| 2014-15       | 19-3         | 216        | 11.4        | 28-59          | .475        | 0-7         | .000        | 9-17         | .529        | 17-21        | 38-2.0         | 36-2        | 23        | 18        | 6         | 9         | 65         | 3.4        |
| 2015-16       | 30-13        | 764        | 25.5        | 75-153         | .490        | 3-6         | .500        | 38-64        | .594        | 51-74        | 125-4.2        | 59-2        | 66        | 43        | 14        | 38        | 191        | 6.4        |
| <b>TOTALS</b> | <b>49-16</b> | <b>980</b> | <b>20.0</b> | <b>103-212</b> | <b>.486</b> | <b>3-13</b> | <b>.231</b> | <b>47-81</b> | <b>.580</b> | <b>68-95</b> | <b>163-3.3</b> | <b>95-4</b> | <b>89</b> | <b>61</b> | <b>20</b> | <b>47</b> | <b>256</b> | <b>5.2</b> |



# #21 BeeJay Anya

F | 6-9 | 285 | Jr.

Washington, D.C. | DeMatha Catholic

- \* 2015 ACC 6th Man of the Year (Media)
- \* ACC All-Defensive Team (Media & Coaches)
- \* 2nd in ACC in blocks per game (2.38)
- \* Lost 70 pounds since enrolling at NC State
- \* NC State's all-time leader in blocked shots
- \* Has 7-9 wingspan, 2nd longest ever recorded by NBA Draft Express database

## School's All-Time Leader In Blocked Shots (208)

**2015-16 HIGHLIGHTS:** Shooting .568 from the floor with 25 dunks ... 2nd in ACC in blocks and blocks per game ... 2nd among ACC players with 208 career blocks ... Has blocked multiple shots in 20 games this season ... Blocked 5 shots vs. USA (Nov. 15) ... Blocked 4 shots vs. Winthrop (Nov. 27) ... Scored career-high 17 points and blocked 5 shots at USF (Dec. 13) ... Blocked 5 shots and grabbed a career-high 12 rebounds at Virginia Tech (Jan. 2) ... Surpassed school's career blocks record with 2nd swat vs. BC (March 2).

**2014-15 HIGHLIGHTS:** ACC 6th Man of the Year and ACC All-Defensive Team ... Led ACC with 2.53 blocks per game ... Had 91 blocked shots, 2nd on NC State's single-season list ... Led team with 39 dunks ... Broke school record with 10 blocks and added 8 rebounds vs. Jacksonville (Nov. 20) ... Blocked 5 shots vs. USF (Nov. 23) ... Blocked 5 shots in 11 minutes vs. Wake Forest (Dec. 6) ... Scored 14 points and blocked 4 shots vs. Duke (Jan. 11) ... Blocked 6 shots in win at North Carolina (Feb. 24) ... Made game-winning shot with 0.1 seconds left in NCAA tourney vs. LSU (March 19).

**2013-14 Highlights:** Played 11.8 minutes per game ... Stood 10th in ACC in blocked shots ... Shot .587 from the floor ... Third on the team with 13 dunks ... Played 24 minutes with 5 blocks at Tennessee (Dec. 18)... Scored 10 points against North Carolina (Feb. 26).

| Opponent                 | FG    | 3FG | FT   | O-D-Reb | PF | Pts | Ast | TO | Blk | Stl | Min |
|--------------------------|-------|-----|------|---------|----|-----|-----|----|-----|-----|-----|
| William & Mary (11/13)   | 1-1   | 0-0 | 1-5  | 0-6-6   | 2  | 3   | 0   | 0  | 2   | 1   | 22  |
| South Alabama (11/15)    | 3-4   | 0-0 | 2-6  | 1-4-5   | 5  | 8   | 3   | 2  | 5   | 1   | 25  |
| IUPUI (11/18)            | 1-1   | 0-0 | 1-3  | 0-5-5   | 3  | 3   | 0   | 1  | 3   | 2   | 21  |
| vs. Arizona St. (11/23)  | 2-4   | 0-0 | 1-2  | 4-2-6   | 3  | 5   | 0   | 1  | 2   | 0   | 20  |
| vs. LSU (11/24)          | 1-1   | 0-0 | 2-4  | 1-2-3   | 2  | 4   | 0   | 0  | 0   | 0   | 21  |
| Winthrop (11/27)         | 2-3   | 0-0 | 0-0  | 1-1-2   | 5  | 4   | 0   | 2  | 4   | 1   | 19  |
| Michigan (12/1)          | 4-5   | 0-0 | 1-6  | 2-5-7   | 2  | 9   | 0   | 2  | 3   | 0   | 28  |
| Bucknell (12/5)          | * 0-0 | 0-0 | 0-0  | 2-0-2   | 5  | 0   | 0   | 2  | 3   | 0   | 21  |
| at South Florida (12/13) | * 7-8 | 0-0 | 3-6  | 2-5-7   | 3  | 17  | 1   | 2  | 5   | 1   | 24  |
| High Point (12/16)       | * 2-4 | 0-0 | 1-3  | 2-5-7   | 2  | 5   | 1   | 1  | 4   | 1   | 30  |
| at Missouri (12/19)      | * 1-2 | 0-0 | 1-2  | 1-5-6   | 3  | 3   | 1   | 2  | 1   | 0   | 22  |
| UNCG (12/22)             | * 4-7 | 0-0 | 2-3  | 3-3-6   | 3  | 10  | 2   | 1  | 4   | 0   | 33  |
| Northeastern (12/29)     | * 1-2 | 0-0 | 0-0  | 2-3-5   | 1  | 2   | 0   | 2  | 2   | 2   | 23  |
| at Virginia Tech (1/2)   | * 1-4 | 0-0 | 4-10 | 7-5-12  | 4  | 6   | 1   | 0  | 5   | 0   | 33  |
| Louisville (1/7)         | * 1-2 | 0-0 | 0-4  | 5-2-7   | 3  | 2   | 1   | 0  | 1   | 0   | 22  |
| at Wake Forest (1/10)    | 0-2   | 0-0 | 0-0  | 1-2-3   | 5  | 0   | 0   | 1  | 2   | 0   | 20  |
| Florida State (1/13)     | * 1-1 | 0-0 | 0-2  | 2-2-4   | 2  | 2   | 0   | 2  | 1   | 2   | 17  |
| at UNC (1/16)            | * 1-2 | 0-0 | 0-0  | 1-3-4   | 5  | 2   | 0   | 1  | 3   | 0   | 28  |
| at Pittsburgh (1/19)     | * 3-3 | 0-0 | 0-1  | 1-2-3   | 3  | 6   | 0   | 1  | 0   | 0   | 15  |
| Duke (1/23)              | * 2-5 | 0-0 | 0-0  | 2-2-4   | 2  | 4   | 0   | 1  | 1   | 0   | 19  |
| Georgia Tech (1/27)      | 2-4   | 0-0 | 0-0  | 0-3-3   | 3  | 4   | 1   | 1  | 4   | 1   | 19  |
| Miami (1/30)             | 0-4   | 0-0 | 2-4  | 3-4-7   | 4  | 2   | 0   | 1  | 1   | 0   | 23  |
| at Florida St. (2/1)     | 0-2   | 0-0 | 1-2  | 2-2-4   | 4  | 1   | 0   | 0  | 2   | 1   | 22  |
| at Duke (2/6)            | 2-5   | 0-0 | 2-2  | 2-3-5   | 4  | 6   | 0   | 1  | 1   | 0   | 24  |
| Wake Forest (2/13)       | 0-2   | 0-0 | 2-4  | 2-3-5   | 4  | 2   | 1   | 0  | 0   | 0   | 21  |
| at Virginia (2/15)       | 3-4   | 0-0 | 2-2  | 2-1-3   | 1  | 8   | 0   | 0  | 4   | 0   | 27  |
| Clemson (2/20)           | 4-5   | 0-0 | 0-1  | 2-4-6   | 3  | 8   | 1   | 0  | 3   | 0   | 27  |
| UNC (2/24)               | * 1-2 | 0-0 | 0-0  | 3-3-6   | 3  | 2   | 0   | 1  | 2   | 0   | 28  |
| at Syracuse (2/27)       | * 2-4 | 0-0 | 3-4  | 2-5-7   | 2  | 7   | 0   | 0  | 1   | 2   | 24  |
| Boston Coll. (3/2)       | * 2-2 | 0-0 | 0-0  | 2-6-8   | 4  | 4   | 1   | 2  | 2   | 0   | 26  |
| at Notre Dame (3/5)      |       |     |      |         |    |     |     |    |     |     |     |

## Career/Season Highs

### Minutes

Career: 36, vs. Wofford (12/14/14)  
2015-16: 33 (2x), last at Virginia Tech (1/2/16)

### Points

Career: 17, at USF (12/13/15)  
2015-16: Same

### Rebounds

Career: 12, at Virginia Tech (1/2/16)  
2015-16: Same

### Assists

Career: 3, vs. South Alabama (11/15/15)  
2015-16: Same

### Field Goals Made

Career: 7, at USF (12/13/15)  
2015-16: Same

### Field Goal Attempts

Career: 8 (2x), last at USF (12/13/15)  
2015-16: 8, at USF (12/13/15)

### 3-point Field Goals Made

Career: 0  
2015-16: 0

### 3-point Attempts

Career: 0  
2015-16: 0

### Free Throws Made

Career: 4 (2x), last at Virginia Tech (1/2/16)  
2015-16: 4, at Virginia Tech (1/2/16)

### Free Throw Attempts

Career: 10, at Virginia Tech (1/2/16)  
2015-16: Same

### Steals

Career: 2 (2x), last vs. Northeastern (12/29/15)  
2015-16: Same

### Blocks

Career: 10, vs. Jacksonville (11/20/14)  
2015-16: 5 (3x), last at Virginia Tech (1/2/16)

## NC State When Anya...

|                        | Season | Career |
|------------------------|--------|--------|
| Double-Figure Scoring  | 2-0    | 3-1    |
| Double-Figure Rebounds | 0-1    | 1-1    |
| Double-Double          | 0-0    | 0-0    |
| Leads NCSU in Points   | 0-0    | 0-0    |
| Leads NCSU in Rebs     | 2-4    | 6-7    |
| 15+ Point Games        | 1-0    | 1-0    |
| 4+ Blocked Shots       | 5-3    | 15-6   |

## ANYA CAREER STATS

| Year          | GP-GS        | Min         | Avg         | FG-FGA         | Pct         | 3FG-FGA    | Pct         | FT-FTA        | Pct         | Off-Def        | Tot-Avg        | PF-FO        | A         | TO        | Blk        | Stl       | Pts        | Avg        |
|---------------|--------------|-------------|-------------|----------------|-------------|------------|-------------|---------------|-------------|----------------|----------------|--------------|-----------|-----------|------------|-----------|------------|------------|
| 2013-14       | 33-0         | 388         | 11.8        | 27-46          | .587        | 0-0        | .000        | 15-31         | .484        | 23-45          | 68-2.1         | 57-0         | 4         | 17        | 46         | 4         | 69         | 2.1        |
| 2014-15       | 36-11        | 698         | 19.4        | 64-105         | .610        | 0-0        | .000        | 34-61         | .557        | 57-98          | 155-4.3        | 97-2         | 8         | 40        | 91         | 4         | 162        | 4.5        |
| 2015-16       | 30-15        | 704         | 23.5        | 54-95          | .568        | 0-0        | .000        | 31-76         | .408        | 60-98          | 158-5.3        | 95-5         | 14        | 30        | 71         | 15        | 139        | 4.6        |
| <b>TOTALS</b> | <b>99-26</b> | <b>1790</b> | <b>18.1</b> | <b>145-246</b> | <b>.589</b> | <b>0-0</b> | <b>.000</b> | <b>80-168</b> | <b>.476</b> | <b>140-241</b> | <b>381-3.8</b> | <b>249-7</b> | <b>26</b> | <b>87</b> | <b>208</b> | <b>23</b> | <b>370</b> | <b>3.7</b> |



## #22 Shaun Kirk

G/F | 6-8 | 195 | Fr.  
Whiteville, N.C. | Whiteville

- \* Raw, athletic wing from eastern North Carolina
- \* Boasts 39-inch approach vertical leap
- \* Signed with NC State in April after impressive AAU stretch
- \* Active in his church in his hometown and was member of horticulture club in high school

**2015-16 HIGHLIGHTS:** Has appeared in 12 games and played 42 minutes ... Scored 10 points on 4-for-12 shooting.

**BEFORE STATE:** Four-year letterwinner at Whiteville High School for coach Jerry Singletary ... Voted district and county player of the year ... Elected to play in NCHSAA East-West All-Star Game in Greensboro ... Averaged 18.6 points, 5.0 rebounds and 2.1 steals as a senior, leading team to a 20-6 record ... Played AAU ball for Team Loaded and coach Dennis Smith, Sr. ... Averaged 13.5 points and shot 64.5 percent from the floor during the Adidas Uprising Gauntlet Series.

| Opponent                 | FG  | 3FG | FT  | O-D-Reb | PF | Pts     | Ast | TO | Blk | Stl | Min |
|--------------------------|-----|-----|-----|---------|----|---------|-----|----|-----|-----|-----|
| William & Mary (11/13)   |     |     |     |         |    | --DNP-- |     |    |     |     |     |
| South Alabama (11/15)    | 0-1 | 0-1 | 0-0 | 0-0-0   | 0  | 0       | 0   | 0  | 0   | 0   | 2   |
| IUPUI (11/18)            | 1-1 | 0-0 | 0-0 | 0-0-0   | 2  | 2       | 0   | 0  | 0   | 0   | 2   |
| vs. Arizona St. (11/23)  | 0-0 | 0-0 | 0-0 | 0-0-0   | 0  | 0       | 0   | 0  | 0   | 0   | 0+  |
| vs. LSU (11/24)          |     |     |     |         |    | --DNP-- |     |    |     |     |     |
| Winthrop (11/27)         |     |     |     |         |    | --DNP-- |     |    |     |     |     |
| Michigan (12/1)          | 0-1 | 0-1 | 0-0 | 0-0-0   | 2  | 0       | 0   | 1  | 0   | 1   | 2   |
| Bucknell (12/5)          |     |     |     |         |    | --DNP-- |     |    |     |     |     |
| at South Florida (12/13) | 1-2 | 1-2 | 0-0 | 0-1-1   | 1  | 3       | 0   | 0  | 0   | 0   | 4   |
| High Point (12/16)       |     |     |     |         |    | --DNP-- |     |    |     |     |     |
| at Missouri (12/19)      |     |     |     |         |    | --DNP-- |     |    |     |     |     |
| UNCG (12/22)             |     |     |     |         |    | --DNP-- |     |    |     |     |     |
| Northeastern (12/29)     |     |     |     |         |    | --DNP-- |     |    |     |     |     |
| at Virginia Tech (1/2)   |     |     |     |         |    | --DNP-- |     |    |     |     |     |
| Louisville (1/7)         |     |     |     |         |    | --DNP-- |     |    |     |     |     |
| at Wake Forest (1/10)    | 1-2 | 0-0 | 1-2 | 0-0-0   | 1  | 3       | 0   | 1  | 0   | 0   | 5   |
| Florida State (1/13)     | 0-1 | 0-1 | 0-0 | 0-0-0   | 1  | 0       | 0   | 1  | 0   | 0   | 2   |
| at UNC (1/16)            |     |     |     |         |    | --DNP-- |     |    |     |     |     |
| at Pittsburgh (1/19)     |     |     |     |         |    | --DNP-- |     |    |     |     |     |
| Duke (1/23)              |     |     |     |         |    | --DNP-- |     |    |     |     |     |
| Georgia Tech (1/27)      |     |     |     |         |    | --DNP-- |     |    |     |     |     |
| Miami (1/30)             |     |     |     |         |    | --DNP-- |     |    |     |     |     |
| at Florida St. (2/1)     | 1-2 | 0-1 | 0-0 | 0-0-0   | 2  | 2       | 0   | 0  | 0   | 0   | 4   |
| at Duke (2/6)            | 0-1 | 0-0 | 0-0 | 1-2-3   | 3  | 0       | 0   | 1  | 0   | 0   | 8   |
| Wake Forest (2/13)       | 0-0 | 0-0 | 0-0 | 0-0-0   | 0  | 0       | 0   | 0  | 0   | 0   | 4   |
| at Virginia (2/15)       |     |     |     |         |    | --DNP-- |     |    |     |     |     |
| Clemson (2/20)           |     |     |     |         |    | --DNP-- |     |    |     |     |     |
| UNC (2/24)               |     |     |     |         |    | --DNP-- |     |    |     |     |     |
| at Syracuse (2/27)       | 0-1 | 0-0 | 0-0 | 0-0-0   | 0  | 0       | 0   | 0  | 0   | 1   | 2   |
| Boston Coll. (3/2)       | 0-0 | 0-0 | 0-0 | 0-1-1   | 0  | 0       | 0   | 0  | 0   | 0   | 7   |
| at Notre Dame (3/5)      |     |     |     |         |    |         |     |    |     |     |     |

### Career/Season Highs

#### Minutes

Career: 8, at Duke (2/6/16)  
2015-16: Same

#### Points

Career: 3 (2x), last at Wake Forest (1/10/16)  
2015-16: Same

#### Rebounds

Career: 3, at Duke (2/6/16)  
2015-16: Same

#### Assists

Career: 0  
2015-16: 0

#### Field Goals Made

Career: 1 (4x), last at Florida State (2/1/16)  
2015-16: Same

#### Field Goal Attempts

Career: 2 (3x), last at Florida State (2/1/16)  
2015-16: Same

#### 3-point Field Goals Made

Career: 1, at USF (12/13/15)  
2015-16: Same

#### 3-point Attempts

Career: 2, at USF (12/13/15)  
2015-16: Same

#### Free Throws Made

Career: 1, at Wake Forest (1/10/16)  
2015-16: Same

#### Free Throw Attempts

Career: 2, at Wake Forest (1/10/16)  
2015-16: Same

#### Steals

Career: 1, vs. Michigan (12/1/15)  
2015-16: Same

#### Blocks


Career: 0  
2015-16: 0

### NC State When Kirk...

|                        | Season | Career |
|------------------------|--------|--------|
| Double-Figure Scoring  | 0-0    | 0-0    |
| Double-Figure Rebounds | 0-0    | 0-0    |
| Double-Double          | 0-0    | 0-0    |
| Leads NCSU in Points   | 0-0    | 0-0    |
| Leads NCSU in Rebs     | 0-0    | 0-0    |
| 20+ Point Games        | 0-0    | 0-0    |
| 30+ Point Games        | 0-0    | 0-0    |

### KIRK CAREER STATS

| Year          | GP-GS       | Min       | Avg        | FG-FGA      | Pct         | 3FG-FGA    | Pct         | FT-FTA     | Pct         | Off-Def    | Tot-Avg      | PF-FO       | A        | TO       | Blk      | Stl      | Pts       | Avg        |
|---------------|-------------|-----------|------------|-------------|-------------|------------|-------------|------------|-------------|------------|--------------|-------------|----------|----------|----------|----------|-----------|------------|
| 2015-16       | 12-0        | 42        | 3.5        | 4-12        | .333        | 1-6        | .167        | 1-2        | .500        | 1-4        | 5-0.4        | 12-0        | 0        | 4        | 0        | 2        | 10        | 0.8        |
| <b>Totals</b> | <b>12-0</b> | <b>42</b> | <b>3.5</b> | <b>4-12</b> | <b>.333</b> | <b>1-6</b> | <b>.167</b> | <b>1-2</b> | <b>.500</b> | <b>1-4</b> | <b>5-0.4</b> | <b>12-0</b> | <b>0</b> | <b>4</b> | <b>0</b> | <b>2</b> | <b>10</b> | <b>0.8</b> |



## #24 Maverick Rowan

G/F | 6-7 | 215 | Fr.  
Fort Lauderdale, Fla. | Elevate

- \* No. 30 recruit in 2015 class by ESPN.com
- \* Signed with NC State in August after reclassifying to the 2015 class
- \* One of the nation's top prep long-range shooters
- \* Won a state title in Pennsylvania and won one in Florida

**2015-16 HIGHLIGHTS:** Sixth in ACC among freshmen in scoring ... Scored in double figures 22 times ... Second on team with 70 made 3-pointers ... Notched 16 points in his college debut ... Made first career start and scored 15 points in win over South Alabama (Nov. 15) ... Scored 7 of his 10 points in the overtime period in the win over LSU (Nov. 24) ... Scored 19 points (12 in the second half) in win over High Point (Dec. 16) ... Scored 17 points on 4-for-8 shooting from long range vs. Louisville (Jan. 7) ... Led team with 22 points vs. Florida State (Jan. 13) ... Scored 17 points and made 4 treys at Duke (Feb. 6) ... Scored 20 points vs. Clemson (2/20/16) ... Made 2 late 3-pointers and game-winning lay-up at buzzer vs. BC (March 2).

**BEFORE STATE:** One of the nation's most recruited wings in the 2016 class before reclassifying and becoming eligible in 2015 ... Ranked 30th in the 2015 class by ESPN.com and No. 39 in the 247Sports.com composite ranking ... Totaled 2,382 points during his three high school seasons ... Named Pennsylvania 1A Player of the Year as a sophomore in 2014 ... Voted Florida's 5A Player of the Year as a junior ... Averaged 28.5 points, 7.0 rebounds and 4.0 assists per game for Cardinal Gibbons, leading the team to a 32-1 record and state title ... Averaged 31.6 points per game during the Florida high school state tournament.

| Opponent                   | FG   | 3FG  | FT  | O-D-Reb | PF | Pts | Ast | TO | Blk | Stl | Min |
|----------------------------|------|------|-----|---------|----|-----|-----|----|-----|-----|-----|
| William & Mary (11/13)     | 6-15 | 1-8  | 3-3 | 1-2-3   | 4  | 16  | 0   | 2  | 0   | 1   | 34  |
| South Alabama (11/15) *    | 5-10 | 2-6  | 3-4 | 0-1-1   | 4  | 15  | 0   | 0  | 0   | 1   | 26  |
| IUPUI (11/18) *            | 5-12 | 4-9  | 1-3 | 2-5-7   | 2  | 15  | 1   | 2  | 0   | 0   | 33  |
| vs. Arizona St. (11/23) *  | 5-11 | 2-6  | 2-5 | 0-5-5   | 1  | 14  | 0   | 1  | 0   | 0   | 35  |
| vs. LSU (11/24) *          | 3-11 | 2-7  | 2-2 | 2-2-4   | 1  | 10  | 2   | 1  | 0   | 0   | 39  |
| Winthrop (11/27) *         | 7-13 | 3-6  | 0-0 | 2-3-5   | 4  | 17  | 1   | 1  | 0   | 0   | 34  |
| Michigan (12/1) *          | 1-11 | 1-6  | 2-2 | 1-6-7   | 3  | 5   | 1   | 2  | 0   | 2   | 35  |
| Bucknell (12/5) *          | 9-14 | 4-7  | 5-6 | 1-2-3   | 0  | 27  | 1   | 2  | 0   | 2   | 35  |
| at South Florida (12/13) * | 1-10 | 0-7  | 1-1 | 1-1-2   | 3  | 3   | 2   | 0  | 0   | 0   | 29  |
| High Point (12/16) *       | 6-19 | 4-10 | 3-4 | 3-4-7   | 1  | 19  | 0   | 2  | 0   | 1   | 37  |
| at Missouri (12/19) *      | 4-9  | 2-3  | 2-4 | 2-1-3   | 3  | 12  | 2   | 0  | 0   | 0   | 32  |
| UNCG (12/22) *             | 1-10 | 0-4  | 0-0 | 0-4-4   | 3  | 2   | 0   | 2  | 0   | 0   | 28  |
| Northeastern (12/29) *     | 6-12 | 4-8  | 0-0 | 0-2-2   | 3  | 16  | 2   | 3  | 0   | 1   | 38  |
| at Virginia Tech (1/2) *   | 1-8  | 0-4  | 4-5 | 0-1-1   | 1  | 6   | 0   | 1  | 0   | 0   | 24  |
| Louisville (1/7) *         | 5-13 | 4-8  | 3-3 | 1-1-2   | 4  | 17  | 1   | 0  | 0   | 0   | 32  |
| at Wake Forest (1/10) *    | 5-16 | 3-11 | 0-0 | 0-3-3   | 1  | 13  | 0   | 0  | 0   | 0   | 37  |
| Florida State (1/13) *     | 6-16 | 3-9  | 7-9 | 3-0-3   | 3  | 22  | 0   | 1  | 0   | 0   | 37  |
| at UNC (1/16) *            | 4-15 | 2-8  | 0-0 | 1-0-1   | 2  | 10  | 0   | 1  | 0   | 1   | 36  |
| at Pittsburgh (1/19) *     | 5-11 | 4-6  | 0-0 | 1-0-1   | 0  | 14  | 0   | 3  | 0   | 0   | 31  |
| Duke (1/23) *              | 3-11 | 1-8  | 5-5 | 0-2-2   | 2  | 12  | 4   | 0  | 0   | 0   | 35  |
| Georgia Tech (1/27) *      | 3-8  | 3-6  | 4-5 | 0-1-1   | 2  | 13  | 0   | 1  | 0   | 0   | 33  |
| Miami (1/30) *             | 1-6  | 1-3  | 6-8 | 2-5-7   | 3  | 9   | 2   | 3  | 0   | 1   | 35  |
| at Florida St. (2/1) *     | 1-7  | 1-6  | 0-0 | 0-1-1   | 0  | 3   | 0   | 1  | 0   | 1   | 33  |
| at Duke (2/6) *            | 6-13 | 4-8  | 1-1 | 0-1-1   | 4  | 17  | 0   | 2  | 0   | 2   | 37  |
| Wake Forest (2/13) *       | 5-11 | 3-9  | 7-8 | 2-2-4   | 1  | 20  | 0   | 2  | 0   | 0   | 37  |
| at Virginia (2/15) *       | 1-10 | 1-6  | 0-0 | 0-5-5   | 2  | 3   | 0   | 1  | 0   | 0   | 35  |
| Clemson (2/20) *           | 8-15 | 4-9  | 0-0 | 1-2-3   | 0  | 20  | 0   | 1  | 0   | 0   | 31  |
| UNC (2/24) *               | 2-12 | 2-8  | 2-3 | 2-0-2   | 4  | 8   | 1   | 1  | 0   | 0   | 31  |
| at Syracuse (2/27) *       | 4-11 | 2-8  | 0-0 | 0-2-2   | 3  | 10  | 1   | 5  | 0   | 1   | 25  |
| Boston Coll. (3/2) *       | 5-10 | 3-7  | 0-0 | 0-2-2   | 1  | 13  | 1   | 4  | 0   | 0   | 37  |
| at Notre Dame (3/5)        |      |      |     |         |    |     |     |    |     |     |     |

### Career/Season Highs

#### Minutes

Career: 39, vs. LSU (11/24/15)  
2015-16: Same

#### Points

Career: 27, vs. Bucknell (12/5/15)  
2015-16: Same

#### Rebounds

Career: 7 (4x), last vs. Miami (1/30/16)  
2015-16: Same

#### Assists

Career: 4, vs. Duke (1/23/16)  
2015-16: Same

#### Field Goals Made

Career: 9, vs. Bucknell (12/5/15)  
2015-16: Same

#### Field Goal Attempts

Career: 19, vs. High Point (12/16/15)  
2015-16: Same

#### 3-point Field Goals Made

Career: 4 (8x), last vs. Clemson (2/20/16)  
2015-16: Same

#### 3-point Attempts

Career: 11, at Wake Forest (1/10/16)  
2015-16: Same

#### Free Throws Made

Career: 7 (2x), vs. Wake Forest (2/13/16)  
2015-16: Same

#### Free Throw Attempts

Career: 9, vs. Florida State (1/13/16)  
2015-16: Same

#### Steals

Career: 2 (3x), last at Duke (2/6/16)  
2015-16: Same

#### Blocks

Career: 0  
2015-16: 0


### NC State When Rowan...

|                        | Season | Career |
|------------------------|--------|--------|
| Double-Figure Scoring  | 12-10  | 12-10  |
| Double-Figure Rebounds | 0-0    | 0-0    |
| Double-Double          | 0-0    | 0-0    |
| Leads NCSU in Points   | 2-1    | 2-1    |
| Leads NCSU in Rebs     | 1-1    | 1-1    |
| 20+ Point Games        | 3-1    | 3-1    |
| 4+ Made 3FG            | 6-2    | 6-2    |

### ROWAN CAREER STATS

| Year          | GP-GS        | Min         | Avg         | FG-FGA         | Pct         | 3FG-FGA       | Pct         | FT-FTA       | Pct         | Off-Def      | Tot-Avg       | PF-FO       | A         | TO        | Blk      | Stl       | Pts        | Avg         |
|---------------|--------------|-------------|-------------|----------------|-------------|---------------|-------------|--------------|-------------|--------------|---------------|-------------|-----------|-----------|----------|-----------|------------|-------------|
| 2015-16       | 30-28        | 1001        | 33.4        | 124-350        | .354        | 70-211        | .332        | 63-81        | .778        | 28-66        | 94-3.1        | 65-0        | 22        | 45        | 0        | 14        | 381        | 12.7        |
| <b>Totals</b> | <b>30-28</b> | <b>1001</b> | <b>33.4</b> | <b>124-350</b> | <b>.354</b> | <b>70-211</b> | <b>.332</b> | <b>63-81</b> | <b>.778</b> | <b>28-66</b> | <b>94-3.1</b> | <b>65-0</b> | <b>22</b> | <b>45</b> | <b>0</b> | <b>14</b> | <b>381</b> | <b>12.7</b> |





# #25 Chase Cannon

G | 6-5 | 200 | Sr.

Morehead City, N.C. | The Miller School (Va.)

\* Walk-on

\* Best GPA on the team

\* Graduated in May 2015, now enrolled  
in MBA program

\* Favorite player as a kid was J.J. Hickson

\* ACC Academic Honor Roll

**WOLFPACK CAREER:** Has appeared in 24 career games, totaling 32 minutes ... ACC Academic Honor Roll every year ... Graduated in May 2015 with degree in business finance ... Will finish MBA program next year.

**BEFORE STATE:** Played senior season for The Miller School (Va.) ... Posted 11.7 points, 4.2 rebounds and three made 3-pointers per game as a senior ... led his team to a 20-10 overall and a 3-3 conference mark in 2011-12 ... named first team all-conference as a senior and junior ... Class salutatorian ... Recipient of The Miller School Lou Farina Award ... Bob and Carol Mattocks scholar ... Park Scholarship Finalist ... AP Scholar with Distinction ... AP Scholar with Honors.

| Opponent                 | FG  | 3FG | FT  | O-D-Reb | PF | Pts     | Ast | TO | Blk | Stl | Min |
|--------------------------|-----|-----|-----|---------|----|---------|-----|----|-----|-----|-----|
| William & Mary (11/13)   |     |     |     |         |    | --DNP-- |     |    |     |     |     |
| South Alabama (11/15)    | 0-1 | 0-1 | 0-0 | 0-0-0   | 0  | 0       | 0   | 0  | 0   | 0   | 1   |
| IUPUI (11/18)            | 0-3 | 0-1 | 0-0 | 1-1-2   | 0  | 0       | 0   | 0  | 0   | 0   | 1   |
| vs. Arizona St. (11/23)  |     |     |     |         |    | --DNP-- |     |    |     |     |     |
| vs. LSU (11/24)          |     |     |     |         |    | --DNP-- |     |    |     |     |     |
| Winthrop (11/27)         |     |     |     |         |    | --DNP-- |     |    |     |     |     |
| Michigan (12/1)          |     |     |     |         |    | --DNP-- |     |    |     |     |     |
| Bucknell (12/5)          |     |     |     |         |    | --DNP-- |     |    |     |     |     |
| at South Florida (12/13) |     |     |     |         |    | --DNP-- |     |    |     |     |     |
| High Point (12/16)       |     |     |     |         |    | --DNP-- |     |    |     |     |     |
| at Missouri (12/19)      |     |     |     |         |    | --DNP-- |     |    |     |     |     |
| UNCG (12/22)             |     |     |     |         |    | --DNP-- |     |    |     |     |     |
| Northeastern (12/29)     |     |     |     |         |    | --DNP-- |     |    |     |     |     |
| at Virginia Tech (1/2)   |     |     |     |         |    | --DNP-- |     |    |     |     |     |
| Louisville (1/7)         |     |     |     |         |    | --DNP-- |     |    |     |     |     |
| at Wake Forest (1/10)    |     |     |     |         |    | --DNP-- |     |    |     |     |     |
| Florida State (1/13)     |     |     |     |         |    | --DNP-- |     |    |     |     |     |
| at UNC (1/16)            |     |     |     |         |    | --DNP-- |     |    |     |     |     |
| at Pittsburgh (1/19)     |     |     |     |         |    | --DNP-- |     |    |     |     |     |
| Duke (1/23)              |     |     |     |         |    | --DNP-- |     |    |     |     |     |
| Georgia Tech (1/27)      |     |     |     |         |    | --DNP-- |     |    |     |     |     |
| Miami (1/30)             |     |     |     |         |    | --DNP-- |     |    |     |     |     |
| at Florida St. (2/1)     |     |     |     |         |    | --DNP-- |     |    |     |     |     |
| at Duke (2/6)            |     |     |     |         |    | --DNP-- |     |    |     |     |     |
| Wake Forest (2/13)       |     |     |     |         |    | --DNP-- |     |    |     |     |     |
| at Virginia (2/15)       |     |     |     |         |    | --DNP-- |     |    |     |     |     |
| Clemson (2/20)           |     |     |     |         |    | --DNP-- |     |    |     |     |     |
| UNC (2/24)               |     |     |     |         |    | --DNP-- |     |    |     |     |     |
| at Syracuse (2/27)       |     |     |     |         |    | --DNP-- |     |    |     |     |     |
| Boston Coll. (3/2)       |     |     |     |         |    | --DNP-- |     |    |     |     |     |
| at Notre Dame (3/5)      |     |     |     |         |    | --DNP-- |     |    |     |     |     |

## CANNON CAREER STATS

| Year         | GP-GS       | Min       | Avg        | FG-FGA      | Pct         | 3FG-FGA    | Pct         | FT-FTA     | Pct         | Off-Def    | Tot-Avg      | PF-FO      | A        | TO       | Blk      | Stl      | Pts      | Avg        |
|--------------|-------------|-----------|------------|-------------|-------------|------------|-------------|------------|-------------|------------|--------------|------------|----------|----------|----------|----------|----------|------------|
| 2012-13      | 12-0        | 14        | 1.2        | 1-2         | .500        | 1-1        | 1.000       | 0-0        | .000        | 0-0        | 0-0          | 1-0        | 0        | 1        | 0        | 0        | 3        | 0.3        |
| 2013-14      | 5-0         | 6         | 1.2        | 0-3         | .000        | 0-3        | .000        | 0-0        | .000        | 1-0        | 1-0.3        | 0-0        | 1        | 1        | 1        | 0        | 0        | 0.0        |
| 2014-15      | 5-0         | 10        | 2.0        | 2-5         | .400        | 0-2        | .000        | 0-2        | .000        | 3-2        | 5-1.0        | 2-0        | 1        | 0        | 0        | 0        | 4        | 0.8        |
| 2015-16      | 2-0         | 2         | 1.0        | 0-4         | .000        | 0-2        | .000        | 0-0        | .000        | 1-1        | 2-1.0        | 0-0        | 0        | 0        | 0        | 0        | 0        | 0.0        |
| <b>Total</b> | <b>24-0</b> | <b>32</b> | <b>1.3</b> | <b>3-14</b> | <b>.214</b> | <b>1-8</b> | <b>.125</b> | <b>0-2</b> | <b>.000</b> | <b>5-3</b> | <b>8-0.3</b> | <b>3-0</b> | <b>2</b> | <b>2</b> | <b>1</b> | <b>0</b> | <b>7</b> | <b>0.3</b> |

## 2015-16 NC State Non-ACC Statistics

| RECORD:        | OVERALL | HOME | AWAY | NEUTRAL |
|----------------|---------|------|------|---------|
| ALL GAMES      | 10-3    | 7-2  | 2-0  | 1-1     |
| CONFERENCE     | 0-0     | 0-0  | 0-0  | 0-0     |
| NON-CONFERENCE | 10-3    | 7-2  | 2-0  | 1-1     |

| #              | Player               | gp-gs | min  | avg  | Total   |       | 3-Point |      | F-Throw |      | Rebounds |     |     |      |     |    |     |     | a  | to | blk | stl  | pts | avg |
|----------------|----------------------|-------|------|------|---------|-------|---------|------|---------|------|----------|-----|-----|------|-----|----|-----|-----|----|----|-----|------|-----|-----|
|                |                      |       |      |      | fg-fga  | fg%   | 3fg-fga | 3fg% | ft-fga  | ft%  | off      | def | tot | avg  | pf  | dq |     |     |    |    |     |      |     |     |
| 12             | Barber, Anthony      | 13-13 | 499  | 38.4 | 90-212  | .425  | 9-31    | .290 | 111-131 | .847 | 13       | 55  | 68  | 5.2  | 30  | 1  | 67  | 26  | 1  | 6  | 300 | 23.1 |     |     |
| 24             | Rowan, Maverick      | 13-12 | 435  | 33.5 | 59-157  | .376  | 29-87   | .333 | 24-34   | .706 | 15       | 38  | 53  | 4.1  | 32  | 0  | 12  | 18  | 0  | 8  | 171 | 13.2 |     |     |
| 14             | Martin, Caleb        | 13-13 | 449  | 34.5 | 54-145  | .372  | 32-90   | .356 | 17-25   | .680 | 13       | 50  | 63  | 4.8  | 32  | 0  | 21  | 25  | 8  | 12 | 157 | 12.1 |     |     |
| 00             | Abu, Abdul-Malik     | 13-13 | 326  | 25.1 | 54-123  | .439  | 0-0     | .000 | 35-58   | .603 | 42       | 64  | 106 | 8.2  | 30  | 0  | 13  | 17  | 8  | 6  | 143 | 11.0 |     |     |
| 15             | Martin, Cody         | 13-0  | 289  | 22.2 | 26-57   | .456  | 0-2     | .000 | 22-35   | .629 | 24       | 32  | 56  | 4.3  | 21  | 0  | 22  | 12  | 9  | 16 | 74  | 5.7  |     |     |
| 21             | Anya, BeeJay         | 13-6  | 309  | 23.8 | 29-42   | .690  | 0-0     | .000 | 15-40   | .375 | 21       | 46  | 67  | 5.2  | 39  | 3  | 8   | 18  | 38 | 9  | 73  | 5.6  |     |     |
| 01             | Freeman, Lennard     | 13-7  | 295  | 22.7 | 22-42   | .524  | 0-0     | .000 | 14-27   | .519 | 36       | 52  | 88  | 6.8  | 25  | 0  | 10  | 13  | 2  | 8  | 58  | 4.5  |     |     |
| 13             | Corchiani Jr., Chris | 2-0   | 2    | 1.0  | 1-1     | 1.000 | 0-0     | .000 | 0-0     | .000 | 0        | 0   | 0   | 0.0  | 0   | 0  | 0   | 0   | 0  | 0  | 2   | 1.0  |     |     |
| 22             | Kirk, Shaun          | 5-0   | 10   | 2.0  | 2-5     | .400  | 1-4     | .250 | 0-0     | .000 | 0        | 1   | 1   | 0.2  | 5   | 0  | 0   | 1   | 0  | 1  | 5   | 1.0  |     |     |
| 03             | Henderson, Terry     | 1-1   | 7    | 7.0  | 0-3     | .000  | 0-1     | .000 | 0-0     | .000 | 1        | 0   | 1   | 1.0  | 1   | 0  | 0   | 1   | 0  | 0  | 0   | 0.0  |     |     |
| 04             | Brickhouse, Chris    | 2-0   | 2    | 1.0  | 0-0     | .000  | 0-0     | .000 | 0-0     | .000 | 0        | 0   | 0   | 0.0  | 0   | 0  | 0   | 0   | 0  | 0  | 0   | 0.0  |     |     |
| 25             | Cannon, Chase        | 2-0   | 2    | 1.0  | 0-4     | .000  | 0-2     | .000 | 0-0     | .000 | 1        | 1   | 2   | 1.0  | 0   | 0  | 0   | 0   | 0  | 0  | 0   | 0.0  |     |     |
| Team           |                      |       |      |      |         |       |         |      |         |      | 29       | 22  | 51  |      |     |    | 5   |     |    |    |     |      |     |     |
| Total.....     |                      | 13    | 2625 |      | 337-791 | .426  | 71-217  | .327 | 238-350 | .680 | 195      | 361 | 556 | 42.8 | 215 | 4  | 153 | 136 | 66 | 66 | 983 | 75.6 |     |     |
| Opponents..... |                      | 13    | 2625 |      | 322-795 | .405  | 111-297 | .374 | 134-201 | .667 | 141      | 326 | 467 | 35.9 | 299 | 9  | 165 | 151 | 38 | 86 | 889 | 68.4 |     |     |

## TEAM STATISTICS

|                        | ST      | OPP     |
|------------------------|---------|---------|
| SCORING                | 983     | 889     |
| Points per game        | 75.6    | 68.4    |
| Scoring margin         | +7.2    | -       |
| FIELD GOALS-ATT        | 337-791 | 322-795 |
| Field goal pct         | .426    | .405    |
| 3 POINT FG-ATT         | 71-217  | 111-297 |
| 3-point FG pct         | .327    | .374    |
| 3-pt FG made per game  | 5.5     | 8.5     |
| FREE THROWS-ATT        | 238-350 | 134-201 |
| Free throw pct         | .680    | .667    |
| F-Throws made per game | 18.3    | 10.3    |
| REBOUNDS               | 556     | 467     |
| Rebounds per game      | 42.8    | 35.9    |
| Rebounding margin      | +6.8    | -       |
| ASSISTS                | 153     | 165     |
| Assists per game       | 11.8    | 12.7    |
| TURNOVERS              | 136     | 151     |
| Turnovers per game     | 10.5    | 11.6    |
| Turnover margin        | +1.2    | -       |
| Assist/turnover ratio  | 1.1     | 1.1     |
| STEALS                 | 66      | 86      |
| Steals per game        | 5.1     | 6.6     |
| BLOCKS                 | 66      | 38      |
| Blocks per game        | 5.1     | 2.9     |
| ATTENDANCE             | 144228  | 21582   |
| Home games-Avg/Game    | 9-16025 | 2-5516  |
| Neutral site-Avg/Game  | -       | 2-5275  |

| Date     | Opponent         | Score     | Att.  |
|----------|------------------|-----------|-------|
| 11/13/15 | WILLIAM & MARY   | L 68-85   | 16377 |
| 11/15/15 | SOUTH ALABAMA    | W 88-70   | 15076 |
| 11/18/15 | IUPUI            | W 79-56   | 14660 |
| 11/23/15 | vs Arizona State | L 76-79   | 5775  |
| 11/24/15 | vs LSU           | Wot 83-72 | 4775  |
| 11/27/15 | WINTHROP         | W 87-79   | 15700 |
| 12/1/15  | MICHIGAN         | L 59-66   | 17645 |
| 12/5/15  | BUCKNELL         | W 99-86   | 16378 |
| 12/13/15 | at USF           | W 65-46   | 2945  |
| 12/16/15 | HIGH POINT       | W 76-73   | 15602 |
| 12-19-15 | at Mizzou        | W 73-59   | 8087  |
| 12/22/15 | UNCG             | W 58-52   | 15716 |
| 12/29/15 | NORTHEASTERN     | W 72-66   | 17074 |

\* - Conference game

| Score by Periods | 1st | 2nd | OT | Totals |
|------------------|-----|-----|----|--------|
| NC State         | 445 | 520 | 18 | 983    |
| Opponents        | 412 | 470 | 7  | 889    |



## 2015-16 NC State ACC Only Statistics

| RECORD:        | OVERALL | HOME | AWAY | NEUTRAL |
|----------------|---------|------|------|---------|
| ALL GAMES      | 5-12    | 4-5  | 1-7  | 0-0     |
| CONFERENCE     | 5-12    | 4-5  | 1-7  | 0-0     |
| NON-CONFERENCE | 0-0     | 0-0  | 0-0  | 0-0     |

| #              | Player           | gp-gs | min  | avg  | Total    |      | 3-Point |      | F-Throw |      | Rebounds |     |     |      | pf  | dq | a   | to  | blk | stl | pts  | avg  |
|----------------|------------------|-------|------|------|----------|------|---------|------|---------|------|----------|-----|-----|------|-----|----|-----|-----|-----|-----|------|------|
|                |                  |       |      |      | fg-fga   | fg%  | 3fg-fga | 3fg% | ft-fa   | ft%  | off      | def | tot | avg  |     |    |     |     |     |     |      |      |
| 12             | Barber, Anthony  | 17-17 | 660  | 38.8 | 129-296  | .436 | 27-72   | .375 | 111-125 | .888 | 4        | 66  | 70  | 4.1  | 37  | 0  | 64  | 51  | 1   | 11  | 396  | 23.3 |
| 00             | Abu, Abdul-Malik | 17-17 | 500  | 29.4 | 92-182   | .505 | 0-0     | .000 | 52-80   | .650 | 63       | 90  | 153 | 9.0  | 52  | 2  | 26  | 35  | 13  | 5   | 236  | 13.9 |
| 24             | Rowan, Maverick  | 17-16 | 566  | 33.3 | 65-193   | .337 | 41-124  | .331 | 39-47   | .830 | 13       | 28  | 41  | 2.4  | 33  | 0  | 10  | 27  | 0   | 6   | 210  | 12.4 |
| 14             | Martin, Caleb    | 17-5  | 468  | 27.5 | 59-152   | .388 | 39-110  | .355 | 26-39   | .667 | 16       | 67  | 83  | 4.9  | 37  | 1  | 21  | 21  | 7   | 16  | 183  | 10.8 |
| 15             | Martin, Cody     | 17-13 | 475  | 27.9 | 49-96    | .510 | 3-4     | .750 | 16-29   | .552 | 27       | 42  | 69  | 4.1  | 38  | 2  | 44  | 31  | 5   | 22  | 117  | 6.9  |
| 21             | Any, BeeJay      | 17-9  | 395  | 23.2 | 25-53    | .472 | 0-0     | .000 | 16-36   | .444 | 39       | 52  | 91  | 5.4  | 56  | 2  | 6   | 12  | 33  | 6   | 66   | 3.9  |
| 01             | Freeman, Lennard | 17-8  | 329  | 19.4 | 18-34    | .529 | 0-0     | .000 | 11-21   | .524 | 29       | 44  | 73  | 4.3  | 32  | 1  | 22  | 12  | 5   | 3   | 47   | 2.8  |
| 22             | Kirk, Shaun      | 7-0   | 32   | 4.6  | 2-7      | .286 | 0-2     | .000 | 1-2     | .500 | 1        | 3   | 4   | 0.6  | 7   | 0  | 0   | 3   | 0   | 1   | 5    | 0.7  |
| Team           |                  |       |      |      |          |      |         |      |         |      | 32       | 23  | 55  |      |     |    |     | 7   |     |     |      |      |
| Total.....     |                  | 17    | 3425 |      | 439-1013 | .433 | 110-312 | .353 | 272-379 | .718 | 224      | 415 | 639 | 37.6 | 292 | 8  | 193 | 199 | 64  | 70  | 1260 | 74.1 |
| Opponents..... |                  | 17    | 3425 |      | 472-1029 | .459 | 132-361 | .366 | 238-336 | .708 | 190      | 400 | 590 | 34.7 | 330 | 6  | 250 | 159 | 83  | 99  | 1314 | 77.3 |

| TEAM STATISTICS        | ST       | OPP      | Date       | Opponent          | Score     | Att.  |
|------------------------|----------|----------|------------|-------------------|-----------|-------|
| SCORING                | 1260     | 1314     | * 01/02/16 | at Virginia Tech  | Lot 68-73 | 4971  |
| Points per game        | 74.1     | 77.3     | * 1/7/16   | LOUISVILLE        | L 72-77   | 17762 |
| Scoring margin         | -3.2     | -        | * 01/10/16 | at Wake Forest    | L 74-77   | 11865 |
| FIELD GOALS-ATT        | 439-1013 | 472-1029 | * 1/13/16  | FLORIDA STATE     | L 78-85   | 16846 |
| Field goal pct         | .433     | .459     | * 01/16/16 | at North Carolina | L 55-67   | 21750 |
| 3 POINT FG-ATT         | 110-312  | 132-361  | * 1/19/16  | at Pittsburgh     | W 78-61   | 9849  |
| 3-point FG pct         | .353     | .366     | * 1/23/16  | DUKE              | L 78-88   | 19500 |
| 3-pt FG made per game  | 6.5      | 7.8      | * 1/27/16  | GEORGIA TECH      | L 83-90   | 15945 |
| FREE THROWS-ATT        | 272-379  | 238-336  | * 1/30/16  | MIAMI             | W 85-69   | 18103 |
| Free throw pct         | .718     | .708     | * 02/01/16 | at Florida State  | L 73-77   | 6375  |
| F-Throws made per game | 16.0     | 14.0     | * 2/6/16   | at Duke           | L 80-88   | 9314  |
| REBOUNDS               | 639      | 590      | * 2/13/16  | WAKE FOREST       | W 99-88   | 17074 |
| Rebounds per game      | 37.6     | 34.7     | * 02/15/16 | at Virginia       | L 53-73   | 14016 |
| Rebounding margin      | +2.9     | -        | * 2/20/16  | CLEMSON           | W 77-74   | 17536 |
| ASSISTS                | 193      | 250      | * 2/24/16  | NORTH CAROLINA    | L 68-80   | 19500 |
| Assists per game       | 11.4     | 14.7     | * 2/27/16  | at Syracuse       | L 66-75   | 27141 |
| TURNOVERS              | 199      | 159      | * 3/2/16   | BOSTON COLLEGE    | W 73-72   | 15152 |
| Turnovers per game     | 11.7     | 9.4      |            |                   |           |       |
| Turnover margin        | -2.4     | -        |            |                   |           |       |
| Assist/turnover ratio  | 1.0      | 1.6      |            |                   |           |       |
| STEALS                 | 70       | 99       |            |                   |           |       |
| Steals per game        | 4.1      | 5.8      |            |                   |           |       |
| BLOCKS                 | 64       | 83       |            |                   |           |       |
| Blocks per game        | 3.8      | 4.9      |            |                   |           |       |
| ATTENDANCE             | 157418   | 105281   |            |                   |           |       |
| Home games-Avg/Game    | 9-17491  | 8-13160  |            |                   |           |       |
| Neutral site-Avg/Game  | -        | 0-0      |            |                   |           |       |

\* = Conference game

| Score by Periods | 1st | 2nd | OT | Totals |
|------------------|-----|-----|----|--------|
| NC State         | 565 | 688 | 7  | 1260   |
| Opponents        | 581 | 721 | 12 | 1314   |

## 2015-16 NC State Season Overall Statistics

| RECORD:        | OVERALL | HOME | AWAY | NEUTRAL |
|----------------|---------|------|------|---------|
| ALL GAMES      | 15-15   | 11-7 | 3-7  | 1-1     |
| CONFERENCE     | 5-12    | 4-5  | 1-7  | 0-0     |
| NON-CONFERENCE | 10-3    | 7-2  | 2-0  | 1-1     |

| ##             | Player               | gp-gs | min  | avg  | Total    |       | 3-Point |      | F-Throw |      | Rebounds |     |      |      |     |    |     |     |     |     |      |      |
|----------------|----------------------|-------|------|------|----------|-------|---------|------|---------|------|----------|-----|------|------|-----|----|-----|-----|-----|-----|------|------|
|                |                      |       |      |      | fg-fga   | fg%   | 3fg-fga | 3fg% | ft-fa   | ft%  | off      | def | tot  | avg  | pf  | dq | a   | to  | blk | stl | pts  | avg  |
| 12             | Barber, Anthony      | 30-30 | 1159 | 38.6 | 219-508  | .431  | 36-103  | .350 | 222-256 | .867 | 17       | 121 | 138  | 4.6  | 67  | 1  | 131 | 77  | 2   | 17  | 696  | 23.2 |
| 24             | Rowan, Maverick      | 30-28 | 1001 | 33.4 | 124-350  | .354  | 70-211  | .332 | 63-81   | .778 | 28       | 66  | 94   | 3.1  | 65  | 0  | 22  | 45  | 0   | 14  | 381  | 12.7 |
| 00             | Abu, Abdul-Malik     | 30-30 | 826  | 27.5 | 146-305  | .479  | 0-0     | .000 | 87-138  | .630 | 105      | 154 | 259  | 8.6  | 82  | 2  | 39  | 52  | 21  | 11  | 379  | 12.6 |
| 14             | Martin, Caleb        | 30-18 | 917  | 30.6 | 113-297  | .380  | 71-200  | .355 | 43-64   | .672 | 29       | 117 | 146  | 4.9  | 69  | 1  | 42  | 46  | 15  | 28  | 340  | 11.3 |
| 15             | Martin, Cody         | 30-13 | 764  | 25.5 | 75-153   | .490  | 3-6     | .500 | 38-64   | .594 | 51       | 74  | 125  | 4.2  | 59  | 2  | 66  | 43  | 14  | 38  | 191  | 6.4  |
| 21             | Anyia, BeeJay        | 30-15 | 704  | 23.5 | 54-95    | .568  | 0-0     | .000 | 31-76   | .408 | 60       | 98  | 158  | 5.3  | 95  | 5  | 14  | 30  | 71  | 15  | 139  | 4.6  |
| 01             | Freeman, Lennard     | 30-15 | 624  | 20.8 | 40-76    | .526  | 0-0     | .000 | 25-48   | .521 | 65       | 96  | 161  | 5.4  | 57  | 1  | 32  | 25  | 7   | 11  | 105  | 3.5  |
| 13             | Corchiani Jr., Chris | 2-0   | 2    | 1.0  | 1-1      | 1.000 | 0-0     | .000 | 0-0     | .000 | 0        | 0   | 0    | 0.0  | 0   | 0  | 0   | 0   | 0   | 0   | 2    | 1.0  |
| 22             | Kirk, Shaun          | 12-0  | 42   | 3.5  | 4-12     | .333  | 1-6     | .167 | 1-2     | .500 | 1        | 4   | 5    | 0.4  | 12  | 0  | 0   | 4   | 0   | 2   | 10   | 0.8  |
| 03             | Henderson, Terry     | 1-1   | 7    | 7.0  | 0-3      | .000  | 0-1     | .000 | 0-0     | .000 | 1        | 0   | 1    | 1.0  | 1   | 0  | 0   | 1   | 0   | 0   | 0    | 0.0  |
| 04             | Brickhouse, Chris    | 2-0   | 2    | 1.0  | 0-0      | .000  | 0-0     | .000 | 0-0     | .000 | 0        | 0   | 0    | 0.0  | 0   | 0  | 0   | 0   | 0   | 0   | 0    | 0.0  |
| 25             | Cannon, Chase        | 2-0   | 2    | 1.0  | 0-4      | .000  | 0-2     | .000 | 0-0     | .000 | 1        | 1   | 2    | 1.0  | 0   | 0  | 0   | 0   | 0   | 0   | 0    | 0.0  |
| Team           |                      |       |      |      |          |       |         |      |         |      | 61       | 45  | 106  |      |     |    |     | 12  |     |     |      |      |
| Total.....     |                      | 30    | 6050 |      | 776-1804 | .430  | 181-529 | .342 | 510-729 | .700 | 419      | 776 | 1195 | 39.8 | 507 | 12 | 346 | 335 | 130 | 136 | 2243 | 74.8 |
| Opponents..... |                      | 30    | 6050 |      | 794-1824 | .435  | 243-658 | .369 | 372-537 | .693 | 331      | 726 | 1057 | 35.2 | 629 | 15 | 415 | 310 | 121 | 185 | 2203 | 73.4 |

| TEAM STATISTICS        | ST       | OPP      | Date       | Opponent          | Score     | Att.  |
|------------------------|----------|----------|------------|-------------------|-----------|-------|
| SCORING                | 2243     | 2203     | 11/13/15   | WILLIAM & MARY    | L 68-85   | 16377 |
| Points per game        | 74.8     | 73.4     | 11/15/15   | SOUTH ALABAMA     | W 88-70   | 15076 |
| Scoring margin         | +1.3     | -        | 11/18/15   | IUPUI             | W 79-56   | 14660 |
| FIELD GOALS-ATT        | 776-1804 | 794-1824 | 11/23/15   | vs Arizona State  | L 76-79   | 5775  |
| Field goal pct         | .430     | .435     | 11/24/15   | vs LSU            | Wot 83-72 | 4775  |
| 3 POINT FG-ATT         | 181-529  | 243-658  | 11/27/15   | WINTHROP          | W 87-79   | 15700 |
| 3-point FG pct         | .342     | .369     | 12/1/15    | MICHIGAN          | L 59-66   | 17645 |
| 3-pt FG made per game  | 6.0      | 8.1      | 12/5/15    | BUCKNELL          | W 99-86   | 16378 |
| FREE THROWS-ATT        | 510-729  | 372-537  | 12/13/15   | at USF            | W 65-46   | 2945  |
| Free throw pct         | .700     | .693     | 12/16/15   | HIGH POINT        | W 76-73   | 15602 |
| F-Throws made per game | 17.0     | 12.4     | 12-19-15   | at Mizzou         | W 73-59   | 8087  |
| REBOUNDS               | 1195     | 1057     | 12/22/15   | UNCG              | W 58-52   | 15716 |
| Rebounds per game      | 39.8     | 35.2     | 12/29/15   | NORTHEASTERN      | W 72-66   | 17074 |
| Rebounding margin      | +4.6     | -        | * 01/02/16 | at Virginia Tech  | Lot 68-73 | 4971  |
| ASSISTS                | 346      | 415      | * 1/7/16   | LOUISVILLE        | L 72-77   | 17762 |
| Assists per game       | 11.5     | 13.8     | * 01/10/16 | at Wake Forest    | L 74-77   | 11865 |
| TURNOVERS              | 335      | 310      | * 1/13/16  | FLORIDA STATE     | L 78-85   | 16846 |
| Turnovers per game     | 11.2     | 10.3     | * 01/16/16 | at North Carolina | L 55-67   | 21750 |
| Turnover margin        | -0.8     | -        | * 1/19/16  | at Pittsburgh     | W 78-61   | 9849  |
| Assist/turnover ratio  | 1.0      | 1.3      | * 1/23/16  | DUKE              | L 78-88   | 19500 |
| STEALS                 | 136      | 185      | * 1/27/16  | GEORGIA TECH      | L 83-90   | 15945 |
| Steals per game        | 4.5      | 6.2      | * 1/30/16  | MIAMI             | W 85-69   | 18103 |
| BLOCKS                 | 130      | 121      | * 02/01/16 | at Florida State  | L 73-77   | 6375  |
| Blocks per game        | 4.3      | 4.0      | * 2/6/16   | at Duke           | L 80-88   | 9314  |
| ATTENDANCE             | 301646   | 126863   | * 2/13/16  | WAKE FOREST       | W 99-88   | 17074 |
| Home games-Avg/Game    | 18-16758 | 10-11631 | * 02/15/16 | at Virginia       | L 53-73   | 14016 |
| Neutral site-Avg/Game  | -        | 2-5275   | * 2/20/16  | CLEMSON           | W 77-74   | 17536 |
|                        |          |          | * 2/24/16  | NORTH CAROLINA    | L 68-80   | 19500 |
|                        |          |          | * 2/27/16  | at Syracuse       | L 66-75   | 27141 |
|                        |          |          | * 3/2/16   | BOSTON COLLEGE    | W 73-72   | 15152 |
| Score by Periods       | 1st      | 2nd      | OT         | Totals            |           |       |
| NC State               | 1010     | 1208     | 25         | 2243              |           |       |
| Opponents              | 993      | 1191     | 19         | 2203              |           |       |

\* = Conference game

