



# STATE BASKETBALL

17 Conference Championships • 3 Final Fours • 2 National Championships

## 2015-16 NC State Basketball Schedule

### NOVEMBER

11/8/15	CAL STATE LOS ANGELES (Exh.)	W, 71-54
11/13/15	WILLIAM & MARY	L, 85-68
11/15/15	SOUTH ALABAMA !	W, 88-70
11/18/15	IUPUI !	W, 79-56
11/23/15	vs. Arizona State %	L, 79-76
11/24/15	vs. #22/17 LSU %	W, 83-72 (ot)
11/27/15	WINTHROP	W, 87-79

### DECEMBER

12/1/15	MICHIGAN	L, 66-59
12/5/15	BUCKNELL	W, 99-86
12/13/15	at South Florida	W, 65-46
12/16/15	HIGH POINT	W, 76-73
12/19/15	at Missouri	W, 73-59
12/22/15	UNC GREENSBORO	W, 58-52
12/29/15	NORTHEASTERN	W, 72-66

### JANUARY

1/2/16	at Virginia Tech *	L, 73-68 (ot)
1/6/16	#16 LOUISVILLE *	L, 77-72
1/10/16	at Wake Forest *	L, 77-74
1/13/16	FLORIDA STATE *	L, 85-78
1/16/16	at #5 North Carolina *	L, 67-55
1/19/16	at #20 Pittsburgh *	W, 78-61
1/23/16	#12 DUKE *	L, 88-78
1/27/16	GEORGIA TECH *	L, 90-83
1/30/16	#15 MIAMI *	W, 85-69

### FEBRUARY

2/1/16	at Florida State *	L, 77-73
2/6/16	at Duke *	L, 88-80
2/13/16	WAKE FOREST *	W, 99-88
2/15/16	at #7 Virginia *	L, 73-53
2/20/16	CLEMSON *	W, 77-74
2/24/16	#7 NORTH CAROLINA *	L, 80-68
2/27/16	at Syracuse *	ACCN 2 p.m.

### MARCH

3/2/16	BOSTON COLLEGE *	RSN	9 p.m.
3/5/16	at #23 Notre Dame *	CBS	12 p.m.
March 8-12	ACC Championship	TBA	
March 15-16	NCAA 1st Round	TBA	
March 17-20	NCAA 2nd and 3rd Rounds	TBA	
March 24-27	NCAA Regionals	TBA	

### APRIL

April 2-4	NCAA Final Four (Houston, Texas)	TBA
-----------	----------------------------------	-----

\* ACC game ! Legends Classic

% Legends Classic (Barclays Center in Brooklyn, N.Y.)

## 2015-16 NC State Basketball



**NC State (14-14, 4-11)**  
at  
**Syracuse (18-10, 8-7)**



**Saturday, February 27, 2016 - 2 p.m. ET**  
**Carrier Dome - Syracuse, N.Y.**

**Radio:** Wolfpack Sports Network (Gary Hahn, Tony Haynes)  
**TV:** ACC Network Stations (WRAL) (Tim Brando, Mike Gminski)  
**Twitter:** @PackMensBball | @GoPackJRat | @Mark\_Gottfried

### NC State Aims To Extend Win Streak vs. Syracuse

The NC State men's basketball team will take on Syracuse Saturday, Feb. 27 at 2 p.m. The Wolfpack has won the last two meetings against the Orange. The Pack will also be returning to the Carrier Dome, the site of last season's NCAA East Regional where the Pack was edged by Louisville in the Sweet 16.

### Opening Tip

	<b>NC State</b>	<b>Syracuse</b>
2015-16 Record	14-14 (4-11 ACC)	18-10 (8-7 ACC)
Head Coach	Mark Gottfried	Jim Boeheim
Career Record (Years)	384-221 (19th)	876-343 (40th)
Record at School (Years)	106-66 (5th)	Same
Leading Scorer	Cat Barber (23.5)	Michael Gbinije (17.0)
Leading Rebounder	Abdul-Malik Abu (8.6)	Tyler Roberson (8.5)
NCSU Series Record	NC State is 3-5	
Last Meeting	NC State 71, Syracuse 57 (3/7/15)	
Series Streak	NC State 2	

### Possible NC State Starters (based on last game)

	<b>Ppg</b>	<b>Rpg</b>	<b>Apg</b>	<b>Other</b>
#12 - G - 'Cat' Barber (Jr. - 6-2, 190)	23.5	4.6	4.5	.870 FT
* 6th in nation and 1st in ACC in scoring; Owns 8 games with 30+ points; 4th in ACC in assists				
#24 - G - Maverick Rowan (Fr. - 6-7, 215)	12.8	3.2	0.7	65 3FG
* 2nd among ACC freshmen with 65 made 3FG; Scored 20 points each vs. Wake Forest & Clemson				
#15 - G - Cody Martin (So. - 6-7, 210)	6.6	4.3	2.2	2.18 ast-to
* Started last 101 games; Can play PG, wing, or a small '4'; 1 minute older than twin Caleb				
#0 - F - Abdul-Malik Abu (So. - 6-8, 240)	12.6	8.6	1.2	46 dunks
* 5th in ACC with 12 double-doubles; averaging 14.0 points and 8.9 rebounds in ACC play				
#21 - C - BeeJay Anya (Jr. - 6-9, 285)	4.6	5.1	0.5	2.42 bpg
* 205 career blocked shots, 2 shy of career school record; ACC leader in blocks				

**2015-16 NC STATE BASKETBALL ROSTER**

No.	Name	Pos.	Ht./Wt.	Yr.	Hometown/High School (Last School)
0	Abdul-Malik Abu	F	6-8/240	So.	Boston, Mass./Kimball Union Academy [N.H.]
1	Lennard Freeman	F	6-9/250	Jr.	Washington, D.C./Oak Hill Academy [Va.]
2	Torin Dorn	G	6-6/205	So. *	Charlotte, N.C./Vance (Charlotte)
3	Terry Henderson	G	6-5/195	R-Jr.	Raleigh, N.C./Neuse Christian (West Virginia)
4	Chris Brickhouse	F	6-5/205	Jr.	Raleigh, N.C./Broughton
12	Anthony 'Cat' Barber	G	6-2/190	Jr.	Newport News, Va./Hampton
13	Chris Corchiani, Jr.	G	6-0/180	So.	Raleigh, N.C./Ravenscroft
14	Caleb Martin	G/F	6-7/215	So.	Mocksville, N.C./Oak Hill Academy [Va.]
15	Cody Martin	G/F	6-7/210	So.	Mocksville, N.C./Oak Hill Academy [Va.]
21	BeeJay Anya	F	6-9/285	Jr.	Washington, D.C./DeMatha Catholic
22	Shaun Kirk	G/F	6-8/195	Fr.	Whiteville, N.C./Whiteville
24	Maverick Rowan	G/F	6-7/215	Fr.	Fort Lauderdale, Fla./Elevate
25	Chase Cannon	G	6-5/200	Sr.	Morehead City, N.C./The Miller School [Va.]

\* - Must sit out 2015-16 season due to NCAA transfer rules and will have 3 years of eligibility remaining.

**Head Coach:** Mark Gottfried (Alabama '87)

**Associate Head Coach:** Bobby Lutz (Charlotte '80)

**Assistant Coaches:** Orlando Early (Gardner-Webb '90), Rob Moxley (Pfeiffer '94)

**Director of Operations:** Jeff Dunlap (UCLA '86)

**Video Coordinator:** Patrick McDonald (Alabama '00)

**Assistant AD for Strength and Conditioning:** Bob Alejo (Chico State '82)

**Athletic Trainer:** Ryan Holleman (Western Carolina '07)

**2015-16 Alphabetical Roster**

0	Abdul-Malik Abu
21	BeeJay Anya
12	Anthony 'Cat' Barber
4	Chris Brickhouse
25	Chase Cannon
13	Chris Corchiani, Jr.
2	Torin Dorn
1	Lennard Freeman
3	Terry Henderson
22	Shaun Kirk
14	Caleb Martin
15	Cody Martin
24	Maverick Rowan

**Pronunciation Guide**

Abu	(Uh-BOO)
Anya	(ON-ya)
Corchiani	(CORE-chee-onni)
Lutz	(LOOTS)
Lennard	(Len-NARD)

**THE STARTING 5 - The Top 5 Storylines For This Game****1. HISTORIC SEASON FROM CAT BARBER**

There have been several standout individuals across the Atlantic Coast Conference this season, but only Cat Barber has had a season that's truly historic. The 6-2 junior is leading the ACC in scoring with 23.5 points per game (league-best 23.8 ppg in ACC play) and is on pace to become the second player in ACC history to average 23 ppg, 4.5 rpg and 4.5 apg (Kenny Anderson in 1990-91). Barber has a league-best eight games with 30 or more points, including six in ACC play. His 38-point against Wake Forest on Feb. 13 was a career high and featured 30 points in the second half. On Wednesday he scored 32 points (13 points in the first 5:28 of the game) against UNC Chapel Hill. Additionally, he is also leading the conference in free throws made (207) and minutes per game (38.75) and is third in free throw percentage (.870) and fourth in assists (4.5).

**2. MATCH UP WELL WITH SYRACUSE**

Since Syracuse came into the ACC in 2013, NC State has claimed some significant victories against the Orange. In the 2014 ACC Tournament, the Wolfpack defeated a 9th-ranked Syracuse team 66-63 in the league quarterfinal. That win was a key ingredient to NC State's NCAA Tournament resume that season. In last season's regular season finale, NC State rolled past the Orange 71-57 at PNC Arena to clinch a 10-8 ACC record. Another near-win came in February 2014, when the Pack lost at Syracuse 56-55. Weather and airplane issues caused travel delays for NC State, and the team arrived in Syracuse for the 7 p.m. game at 3 p.m. Despite the interruption, NC State had a chance to win in the final seconds against Syracuse, which was ranked No. 1 at the time.

**3. WELCOMING THE NEW ACC SCHOOLS WITH OPEN ARMS**

In the three seasons since Notre Dame, Syracuse and Pittsburgh joined the ACC, NC State has fared well against the new schools. The Pack is 6-3 against those three teams, including an ACC Tournament win over Syracuse in 2014 and one over Pitt in 2015. NC State has three wins over Pittsburgh, two over Syracuse and a 2014 win at Notre Dame.

**4. GET 'EM ON THE GLASS**

NC State is one of the best offensive rebounding teams in the nation, and one area where the Wolfpack could have an advantage is on the glass. The Pack pulls in 37.2 percent of available offensive rebounds, a number that ranks 17th in the nation. Syracuse is last in the ACC and 338th nationally in defensive rebounding percentage. NC State has 12 games this season with 16 or more offensive rebounds.

**5. BEEJAY CLOSING IN ON SCHOOL BLOCKS RECORD**

BeeJay Anya now has 205 career blocked shots, two shy of tying the school record (207 by Thurl Bailey). Anya and Bailey are the only two players in NC State history to block 200 shots. The 6-9 junior led the ACC in blocked shots last season (2.53 per game) and is currently topping the conference in that category this year (2.42 per game).





## Mark Gottfried

**19th Season Overall**

**5th Season at NC State**

**384-221 (106-66 at NC State)**

- Second-fastest coach in NC State history to win 100 games at NC State (155 games).
- Has coached NC State to an NCAA Tournament berth in each of his 4 seasons in Raleigh, the Pack's first time going four times in a row since 2003-06.
- Defeated 4 current Hall of Fame coaches during the 2014-15 season, with wins over Duke's Mike Krzyzewski, Louisville's Rick Pitino, UNC's Roy Williams and Jim Boeheim of Syracuse.
- Is just 3rd coach in ACC history to take his first four teams to the NCAA Tournament. (Roy Williams, Skip Prosser)
- Won 92 games in 4 seasons at NC State, the most at NCSU over a

four-year span since 1972-76.

- One of 4 all-time ACC coaches to lead his team to the ACC Tournament semifinal round in each of his first 3 seasons.
- Won more games in his first 2 seasons with the Pack (48) than any coach in school history except Everett Case (55) in 1947 and 1948.
- Posted 24 wins and .667% winning percentage in 2011-12, which was the best all-time in the ACC for first-year head coaches.
- Is one of 14 coaches to capture a win over a team ranked No. 1 at two different schools. (3/20/04 at Alabama and 1/12/13 at NC State).
- Only 7 active coaches have taken 3 different schools to multiple NCAA Tournament appearances
- Has signed 4 McDonald's All-Americans since coming to NC State.

### 11 Seasons at Alabama (210-132 overall)

- Coached Alabama to 8 postseason appearances, including 5 consecutive NCAA tourney trips (2002-06).
- Led Alabama to a No. 1 ranking during the 2002-03 season.
- Voted 2002 SEC Coach of the Year.
- His 2003-04 Alabama squad advanced to the NCAA Elite Eight, the longest tourney run in school history.

### 3 Seasons at Murray State (68-24 overall)

- Won an OVC title in each of his 3 seasons and was OVC Coach of the Year all 3 seasons.
- Led Murray State to 3 postseason appearances, including a pair of NCAA tourney berths.
- His 1997-98 team earned the highest NCAA seed in OVC history (#9 seed).

### GOTTFRIED YEAR-BY-YEAR AS A HEAD COACH

Year	School	Record	Conf.	Finish	Postseason
1995-96	Murray State	19-10	12-4	1st	NIT 1st Rd.
1996-97	Murray State	20-10	12-6	1st	NCAA 1st Rd.
1997-98	Murray State	29-4	16-2	1st	NCAA 1st Rd.
1998-99	Alabama	17-15	7-11	5th-West	NIT 1st Rd.
1999-00	Alabama	13-16	6-10	4th-West	---
2000-01	Alabama	25-11	8-8	3rd-West	NIT Final Four
2001-02	Alabama	27-8	12-4	1st-West	NCAA 2nd Rd.
2002-03	Alabama	17-12	7-9	4th-West	NCAA 1st Rd.
2003-04	Alabama	20-13	8-8	2nd-West	NCAA Elite Eight
2004-05	Alabama	24-8	12-4	1st-West	NCAA 1st Rd.
2005-06	Alabama	18-13	10-6	2nd-West	NCAA 2nd Rd.
2006-07	Alabama	20-12	7-9	3rd-West	NIT 1st Rd.
2007-08	Alabama	17-16	5-11	5th-West	---
2008-09	Alabama	12-7	2-3	---	---
2011-12	NC State	24-13	9-7	T-4th	NCAA Sweet Sixteen
2012-13	NC State	24-11	11-7	T-4th	NCAA 2nd Rd.
2013-14	NC State	22-14	9-9	T-7th	NCAA 2nd Rd.
2014-15	NC State	22-14	10-8	T-6th	NCAA Sweet Sixteen
2015-16	NC State	14-14	4-11		
<b>Murray State</b>		<b>68-24</b>	<b>40-12</b>		
<b>Alabama</b>		<b>210-131</b>	<b>84-83</b>		
<b>NC State</b>		<b>106-66</b>	<b>43-42</b>		
<b>Totals (19th season)</b>		<b>384-221</b>	<b>167-137</b>		

### COACHING RESUME

#### NC STATE

(2011-Present)

RECORD: 106-66 (43-42 ACC)

2015 Sweet Sixteen

2012 Sweet Sixteen

4 Seasons, 4 NCAA Tournaments

#### ALABAMA

(1999-2009)

RECORD: 210-131 (84-83 SEC)

2002 SEC Regular Season Champions

2004 SEC West Champions

2004 Elite Eight

#### MURRAY STATE

(1996-97-98)

RECORD: 68-24 (40-12 OVC)

1996-98 OVC Champions

1997-98 OVC Tournament Titles

#### UCLA (Assistant Coach)

(1988-95)

1992, 1995 Pac-10 Champions

1995 National Champion

### POSTSEASON APPEARANCES AS A COACH

#### NC STATE

NCAA - 4

#### ALABAMA

NCAA - 5

NIT - 3

#### MURRAY STATE

NCAA - 2

NIT - 1

#### UCLA (assistant)

NCAA - 7

### POSTSEASON HISTORY AS A PLAYER

#### ALABAMA

NCAA - 3 Sweet Sixteens

### COACHING HONORS

2002 SEC Coach of the Year

1996, '97, '98 OVC Coach of the Year

### EDUCATION

B.A. in Communications

Alabama '87

UMS-Wright Prep '82

### PLAYING EXPERIENCE

#### ALABAMA

1984-87

#### ORAL ROBERTS

1983

## THERE'S ONLY ONE CAT WITH 23 PPG / 4.5 RPG / 4.5 APG

Cat Barber is the **only player in the nation** averaging at least 23 points, 4.5 rebounds and 4.5 assists per game. In all of college basketball **dating back to 1994**, only four other players have reached those averages in a season:

LaDrell Whitehead, Wyoming (1994-95)  
Charles Jones, Long Island (96-97, 97-98)  
Rodney Stuckey, Eastern Wash. (06-07)  
Billy Baron, Canisius (13-14)

## 23 PPG / 4.5 RPG / 4.5 APG IN THE ACC

Cat Barber would be the second player in ACC history - joining Georgia Tech great Kenny Anderson - to average 23 ppg, 4.5 rpg and 4.5 apg in a season (assists became official stat in 1984):

<b>Cat Barber (2015-16)</b>	<b>23.5 ppg</b>	<b>4.6 rpg</b>	<b>4.5 apg</b>
Kenny Anderson (1989-90)	25.9 ppg	5.7 rpg	5.6 apg

## LAST TRIP TO THE CARRIER DOME

It wasn't that long ago that the Wolfpack was playing in the Carrier Dome on a big stage. After defeating LSU and Villanova, NC State advanced to Syracuse for last season's Sweet 16 round of the NCAA Tournament. The Pack led by eight in the second half but fell short in a 75-65 loss to Louisville.

## AT THE LINE SHOOTING 2...CAT BARBER

Wake Forest coach Danny Manning wasn't lying when he called Cat Barber a "tough cover." Barber slashed and darted around the Demon Deacons to the tune of 17-for-20 free throw shooting, including 17-for-18 in the second half. Barber **owns three of the ACC's top four free throw shooting performances** (19-22 vs. Winthrop, 17-20 vs. Wake Forest, 14-14 at Pittsburgh). The blinding-quick point guard **has made 207 free throws this year**, the third-highest season mark in NC State history. The school record for FTs made in a season is 224 by Sammy Ranzino in 1950-51.

## 6TH IN THE NATION

Cat Barber ranks sixth in the nation in scoring and second among all players playing for Power 5 schools. Only Buddy Hield of Oklahoma (25.1) averages more points than Barber.



**#14 Caleb Martin**



**#15 Cody Martin**

## THE MARTINS

- The Martin twins, born Sept. 28, 1995
- From Mocksville, N.C.
- Both played senior HS year at Oak Hill Academy
- Cody is older by 1 minute

**Caleb:** 11.0 ppg, 4.9 rpg, .353 3FG **Cody:** 6.6 ppg, 4.3 rpg, .500 FG

-- First pair of twins for NC State men's basketball since **Jim and Joe Mills played for the Pack in 1941-42**. The Mills brothers played one season at State before leaving to play professional baseball

## 4 STRAIGHT NCAA TOURNEYS

**NC State is one of just 16 schools to play in the last 4 NCAA Tournaments. Here's the list in alpha order:**

Cincinnati	Kansas	<b>NC State (ACC)</b>
Duke (ACC)	Louisville (ACC)	Ohio State
Gonzaga	Michigan State	San Diego State
Harvard	New Mexico State	VCU
Iowa State	North Carolina (ACC)	Wichita State
		Wisconsin

## 4 STRAIGHT NCAAS W/ 2 SWEET 16 RUNS

Duke (ACC)	Michigan State	Ohio State
Kansas	North Carolina (ACC)	Wichita State
Louisville (ACC)	<b>NC State (ACC)</b>	Wisconsin

## CAT : TJ - BARBER : WARREN

In 2013-14, NC State's T.J. Warren had a historic season and was named ACC Player of the Year. Here's how Cat Barber stacks up to Warren at the same point this season (28 games):

	PPG	FG%	3FG%	FT%	30+ Pts
Barber (15-16)	23.5	.434	.351	.870	8
Warren (13-14)	23.8	.523	.295	.693	7

## BEEJAY REJECTING OPPONENTS

**BeeJay Anya, the current league leader in blocks**, stands second on NC State's all-time career blocks list. He enters Saturday's game with 205 career blocks, four short of the school record held by Thurl Bailey (1979-83):

<b>NC State Career Blocked Shots</b>	<b>No.</b>
1. Thurl Bailey (1979-83)	207
2. <b>BeeJay Anya (2013-pres.)</b>	<b>205</b>
3. Kevin Thompson (1989-93)	150

## CAT'S CAREER

Cat Barber now has **1,388 career points**, lifting him to 22nd in NC State history. He needs 37 points to tie Chris Corchiani for 20th on State's all-time list. Barber is **sixth among active players (and tops among non-seniors)** in the ACC in career scoring. He is also now ninth in school history in career assists.

## CAT vs. OTHER TOP PGs

Here's how Cat Barber's numbers stack up against other top point guards from around the nation:

	PPG	RPG	APG	FG%	3FG%	FT%
<b>Barber:</b>	<b>23.5</b>	<b>4.5</b>	<b>4.5</b>	<b>.434</b>	<b>.351</b>	<b>.870</b>
K. Dunn:	17.0	5.9	6.3	.438	.355	.684
Y. Ferrell:	17.0	3.9	5.5	.463	.424	.823
T. Ulis:	16.7	3.2	7.0	.438	.325	.861
N. Moore:	16.6	2.4	5.3	.437	.428	.809
D. Jackson:	16.4	3.5	4.9	.466	.336	.787
M. Trimble:	14.0	3.3	5.2	.426	.333	.863







## 2015-16 ACC Standings (as of Tuesday, February 23)

Team	Overall	ACC
1. #7/6 North Carolina	23-5	12-3
2. #12/11 Miami	22-5	11-4
3. #11/NR Louisville	22-6	11-4
4. #3/3 Virginia	21-6	10-5
5. #23/20 Notre Dame	19-8	10-5
#15/18 Duke	21-7	10-5
7. Clemson	16-12	9-7
8. Pittsburgh	19-8	8-7
9. Syracuse	18-10	8-7
10. Virginia Tech	15-13	7-8
11. Georgia Tech	16-12	6-9
12. Florida State	16-12	6-10
<b>13. NC State</b>	<b>14-14</b>	<b>4-11</b>
14. Wake Forest	11-17	2-14
15. Boston College	7-21	0-15

### ACC SCHEDULE (TIMES EASTERN)

#### Saturday, Feb. 27

Georgia Tech at Boston College - 12 p.m.

Louisville at Miami - 2 p.m.

**NC State at Syracuse - 2 p.m.**

Notre Dame at Florida State - 4 p.m.

North Carolina at Virginia - 6:30 p.m.

#### Sunday, Feb. 28

Duke at Pittsburgh - 2 p.m.

Virginia Tech at Wake Forest - 6:30 p.m.

#### Monday, Feb. 29

Syracuse at North Carolina - 7 p.m.

#### Tuesday, March 1

Virginia at Clemson - 7 p.m.

Wake Forest at Duke - 8 p.m.

Georgia Tech at Louisville - 8 p.m.

### 'MARKING' IN THE RIGHT DIRECTION

Mark Gottfried has a track record of getting his team to play its best when its best is needed. The Pack tends to trend upward as the season goes on:

ACC Play Jan. 1-29	18-22 (.450)
Games Jan. 30 Forward	33-28 (.541)
Record In March	19-10 (.655)

### "IN EVERY GAME"

After the game at Cameron Indoor, Duke's Mike Krzyzewski said Cat Barber "gives them a chance to win every game." Despite being 4-11 in league play, the Pack has been competitive almost every night. NC State has four league losses by five or fewer points.

### AT HALFTIME

With one more healthy player or a bounce here or there, NC State's season could be much different. Here are some notable halftime scores:

NC State 29, UNC 29 (Jan. 16 at UNC)
NC State 43, Duke 36 (Jan. 23 at PNC)
NC State 31, Virginia 31 (Feb. 15 at UVa)
NC State 34, Va. Tech 24 (Jan. 2 at VT)

### LENNARD'S THE MAN OF STEEL

Lennard Freeman, a starter for 15 games, had successful surgery in May, and now has a **14-inch rod inserted in his lower right leg** to heal a fracture. He has a recurring stress reaction in his leg and will be available to play, but limited.

### CODY IN LEAGUE PLAY

Cody Martin is **shooting .528 from the floor in league play** and, since becoming a starter, has increased his scoring and offensive efficiency:

<b>Cody As Starter:</b>	8.0 ppg / 3.9 rpg / .536 FG
<b>Cody Off Bench:</b>	5.8 ppg / 4.5 rpg / .468 FG

### LENGTH AND (LESS) WIDTH

BeeJay Anya has **lost nearly 75 pounds** since enrolling at NC State in 2013. But it's his wingspan that sets him apart. He has a measured wingspan of 7-9, **the longest wingspan recorded for a non-7-foot player in the NBA Draft Express database** for basketball prospects. Only 7-6 Mamadou N'Diaye (UC-Irvine) has a longer listed wingspan.

### THEY SHOULD STILL BE IN HIGH SCHOOL

Maverick Rowan, a 6-7 freshman wing who starts, and reserve Shaun Kirk should both be preparing for their high school prom. Rowan and Kirk both classified up to the 2015 class, and could both be competing in high school ball.

### 'ROWAN-ISIMO!'

Maverick Rowan, second on NC State in scoring as a freshman, is the son of Ron Rowan, who played in the 1980s for Notre Dame and St. John's and had a long pro career overseas. Maverick's family lived in Italy until Maverick was eight years old.

## NC STATE'S RECORD WHEN...

At Home	10-7
At PNC Arena	10-7
On Road	3-6
Neutral	1-1
In overtime	1-1
Against ranked teams (time of game)	3-5

In games decided by 5 pts or less	2-5
In games decided by 6-10 pts	3-5
In games decided by 11-20 pts	8-4
In games decided by 21+ pts	1-0

Leading at Half	14-3
Tied at Half	0-2
Trailing at Half	0-9

NCSU shoots 50% or better	3-1
NCSU shoots worse than 50%	11-13
NCSU shoots better/same as opp.	12-3
Opp. shoots better than NCSU	2-11
Opp. shoots 50% or better	1-7
Opp. shoots worse than 50%	13-7

NCSU out-rebounds opp.	13-5
Opp. out-rebounds NCSU	0-7
Teams tied in rebounding	1-2

NCSU shoots 70% or better on FTs	9-5
NCSU has more/same FT attempts	14-8
Opp. has more FT attempts	0-6
NCSU shoots 40% or better on 3s	6-3
NCSU shoots less than 40% on 3s	8-11
NCSU has more/same TO than opp.	8-9
NCSU has fewer TO than opp.	6-5

NCSU scores 90 pts or more	2-0
NCSU scores 80-89 pts	4-2
NCSU scores 70-79 pts	6-6
NCSU scores 60-69 pts	1-3
NCSU scores 50-59 pts	1-3
NCSU scores less than 50 pts	0-0
Opp. scores 90-plus pts	0-1
Opp. scores 80-89 pts	2-5
Opp. scores 70-79 pts	5-6
Opp. scores 60-69 pts	3-2
Opp. scores 50-59 pts	3-0
Opp. scores less than 50 pts	1-0

On Mondays	0-3
On Tuesdays	4-1
On Wednesdays	2-3
On Thursdays	0-1
On Fridays	1-1
On Saturdays	5-4
On Sundays	2-1

In November	4-2
In December	6-1
In January	2-7
In February	2-4
In March	0-0
In April	0-0

## WAITING IN THE WINGS

NC State has plenty of help for next year wearing street clothes on the bench:

### Terry Henderson - Redshirt Junior

- Was injured in season opener
- Scored 11.7 ppg at West Virginia in 2014)

### Torin Dorn - Sophomore

- Sitting out this season after transferring from Charlotte (scored 12.0 ppg)
- 2015 Conference USA Freshman of the Year

### Dennis Smith, Jr. - Freshman

- Nation's top-ranked point guard and No. 4 overall recruit in the 2016 class
- Tore ACL over the summer
- Enrolled at NC State for this semester to rehab with NC State's medical staff and start college career

## ALL-TIME TOP 25

NC State is 25th on the all-time winningest programs list for NCAA Division I. In its 106th season, NCSU has won 1,675 men's basketball games. The ACC boasts six of the top 25 teams on the victories list:

School (Rank)	All-Time Wins
North Carolina (3rd)	2,163
Duke (4th)	2,083
Syracuse (5th)	1,939
Notre Dame (9th)	1,814
Louisville (11th)	1,777
NC State (25th)	1,675

## ANOTHER TOUGH SCHEDULE

Such is life in the ACC. NC State's strength of schedule is **currently ranked 40th in the nation** and will sure rise with games against UNC and Virginia on the horizon. Here's a breakdown of NC State's schedule strength under Mark Gottfried:

### NC State's Strength of Schedule

#### Under Gottfried (ESPN.com)

2015-16: 36th	
2014-15: 6th	2013-14: 39th
2012-13: 21st	2011-12: 21st

## FOUL SHOOTING RECORDS

Here are some updates on NC State's and Cat Barber's prolific free throw shooting:

- Barber is third in school history with 207 made FTs. The single-season school record is 224.

- The school record for foul shot attempts in a season is 335. Barber is currently 10th with 238.

- Cat Barber owns the school record for free throws made by a junior (207).

## WINNING LIKE IT'S THE 70s

Not since the NC State glory days of David Thompson has NC State won like it has the last four seasons. The Wolfpack was **92-52 in Gottfried's first four seasons**, which is the program's **highest win total for a four-year span since the Pack won 100 games from 1972-76.**

## WOLFPUUPS GAINING EXPERIENCE

The experience gained this season by the young Wolfpack squad could pay dividends for the program's future. According to the popular basketball metrics website KenPom.com, the **Wolfpack stands as the 305th most-experienced team** (or 46th least-experienced) in the country. The team, when minutes played are weighted by each player's eligibility class, averages just 1.27 years of experience. The national average is 1.70 and the average experience of the 15-team ACC is 1.48.

## PACK COACHES FIRST 4 SEASONS

Here is a breakdown of how NC State men's basketball coaches have fared through their first four seasons at State (sorted by win percentage):

Coach	W-L	Pct.
E. Case (1946-50)	107-22	.829
<b>M. Gottfried (2011-15)</b>	<b>92-52</b>	<b>.639</b>
J. Valvano (1980-84)	81-47	.633
N. Sloan (1966-70)	61-46	.570
H. Sendek (1996-00)	73-58	.557

## THANK YOU #WPN

NC State jumped from 25th nationally in 2014 to 12th last season in average men's basketball attendance. More than 300,000 Wolfpackers crossed the turnstiles at PNC Arena last season, the highest total since the building opened for the 1999-00 season. Notably, **the Pack saw the nation's largest attendance increase**, jumping from an average of 15,043 to 16,299.



## ANYA: RIM PROTECTOR

- 2nd in ACC in blocks (2.42 bpg)
- 2nd in NC State history with 205 blocks
- Single-game school record 10 blocks

Not only does BeeJay Anya ranks among the country's best shot blockers, but he also can change a game without recording a block.

Game	Blocks	Altered
vs. William & Mary	2	5
vs. South Alabama	5	5
vs. IUPUI	3	5
vs. Arizona State	2	1
vs. LSU	0	3
vs. Winthrop	4	4
vs. Michigan	3	5
vs. Bucknell	3	5
at USF	5	1
vs. High Point	4	6
at Missouri	1	1
vs. UNCG	4	5
vs. Northeastern	2	5
at Va. Tech	5	4
vs. Louisville	1	7
at Wake Forest	2	2
vs. Florida State	1	4

Game	Blocks	Altered
at UNC	3	2
at Pittsburgh	0	1
vs. Duke	1	1
vs. Georgia Tech	4	3
vs. Miami	1	4
at Florida State	2	1
at Duke	1	0
vs. Wake Forest	0	5
at Virginia	4	1
vs. Clemson	3	3
vs. UNC	2	5
at Syracuse		
vs. Boston College		
at Notre Dame		
<b>TOTAL</b>	<b>68</b>	<b>94</b>

## CONNECT WITH THE PACK



@PackMensBball  
@Mark\_Gottfried



@PackMensBball  
@Mark\_Gottfried



NCStateHoops



NCStateBasketball  
Mark Gottfried

## Tale of the Tape

NC State (ACC Rank)	CATEGORY	Syracuse (ACC Rank)
75.1 (8th)	POINTS PER GAME	69.9 (13th)
73.4 (13th)	OPP. POINTS PER GAME	64.7 (4th)
.429 (13th)	FIELD GOAL PERCENTAGE	.423 (14th)
.433 (10th)	OPP. FIELD GOAL PERCENTAGE	.411 (2nd)
.341 (11th)	3-POINT FIELD GOAL PERCENTAGE	.361 (6th)
.372 (14th)	OPP. 3-POINT FIELD GOAL PERCENTAGE	.306 (1st)
.701 (10th)	FREE THROW PERCENTAGE	.676 (13th)
+4.8 (5th)	REBOUNDING MARGIN	-0.8 (13th)
-0.71 (14th)	TURNOVER MARGIN	+1.75 (4th)

### "Statistically, this is our most athletic team at NC State."

In the fall of 2012, NC State became the country's first college basketball team to use BAM Testing as a way to measure its players' athletic performance. Basic Athletic Measurement (BAM) Testing is the official athletic testing organization for the NBA Draft Combine, the Portsmouth Invitational, Adidas Nations and several other athletic events. The testing consists of five tests: **Standing Vertical Jump; Approach Vertical Jump; 3/4 Court Sprint; Reaction Shuttle; 4-Way Agility Drill.**

#### BAM Testing 2012-15 - Wolfpack Improvement

	2012	2013	2014	2015
Players w/ 39+ inch approach vert	0	1	3	6
Players w/ 3/4 court sprint 3.197 sec	0	0	3	4
Players w/ reaction shuttle 2.987 sec	2	4	6	6



### Rankings below are measured against the 355 NBA Draft prospects at the league combine since 2009

#### CAT BARBER

- 3.15 second 3/4 court sprint  
(14th all-time among point guards and 30th all-time among all players)

#### ABDUL-MALIK ABU

- 41.5-inch approach vertical jump  
(tops all-time among power forwards)  
- 2.925 second reaction shuttle  
(2nd all-time among power forwards and 27th among all players)

#### CALEB MARTIN

- 2.735 second reaction shuttle  
(the all-time fastest time, **faster than any NBA Draft prospect since 2009**)  
- 10.89 second 4-way agility  
(27th all-time among guards and 78th all-time among all players)

#### TERRY HENDERSON

- 42-inch approach vertical jump  
(tied for 3rd among all shooting guards since 2009 & fourth all-time among all players)

## 2015-16 NC STATE HONOR ROLL

### Preseason All-ACC

Cat Barber (2nd Team Preseason All-ACC)

### Naismith Award Watch List

Cat Barber (Midseason)

### Legends Classic All-Tournament Team

Cat Barber

### ACC Player of the Week

Cat Barber (Nov. 30), (Dec. 21), (Feb. 1)

### Double-Figure Scoring Games

Barber 26, Abu 24, Rowan 20, Caleb Martin 16, Cody Martin 6, Anya 2, Freeman 1

### Led Pack in Points (includes ties)

Barber 22, Caleb Martin 3, Rowan 3

### Led Pack in Rebounds (includes ties)

Abu 16, Anya 6, Freeman 4, Ca. Martin 4, Barber 2, Co. Martin 1, Rowan 1

### Led Pack in Assists (includes ties)

Barber 20, Cody Martin 6, Caleb Martin 2, Freeman 2, Abu 2, Anya 1

### Led Pack in Steals (includes ties)

Cody Martin 13, Caleb Martin 7, Barber 6, Anya 4, Rowan 4, Freeman 2, Abu 1

### Double-Doubles

Abu 12, Barber 1, Cody Martin 1, Freeman 1

## Wins Over AP Ranked Teams Under Mark Gottfried

1/30/16	NC State 85, #15 Miami 69 (at PNC)
1/19/16	NC State 78, #20 Pittsburgh 61 (at Pitt) *
11/24/15	NC State 83, #22 LSU 72 (at Brooklyn) *
3/21/15	NC State 71, #4 Villanova 68 (NCAA)
2/24/15	NC State 58, #15 UNC 46 (at UNC)
2/14/15	NC State 74, #9 Louisville 65 (at Louisville)
1/11/15	NC State 87, #2 Duke 75 (at PNC)
3/14/14	NC State 66, #11 Syracuse 63 (ACC)
1/12/13	#20 NC State 84, #1 Duke 76 (at PNC)
3/18/12	NC State 66, #15 Georgetown 63 (NCAA)
3/16/12	NC State 79, #22 San Diego St. 65 (NCAA)



## WOLFPACK IN THE ACC STATS

## TEAM STATS

Category (Total)	ACC Rank
Scoring (75.1)	8th
Scoring Defense (73.4)	13th
FT Percentage (.701)	10th
FG Percentage (.429)	13th
FG Pct. Defense (.433)	10th
3FG Percentage (.341)	11th
3FG Pct. Defense (.372)	14th
Rebounding Margin (+4.8)	5th
Blocks (4.43)	6th
Assists (11.50)	15th
Steals (4.39)	15th
Turnover Margin (-0.71)	14th
Assist-Turnover Ratio (1.05)	11th
3FG Made Per Game (6.04)	11th

## PLAYER STATS

Cat Barber	ACC Rank
Scoring (23.5)	1st
Assists (4.46)	4th
FT pct. (.870)	3rd
FTs made (207)	1st
Minutes Played (38.75)	1st

Caleb Martin	ACC Rank
3FG Made (2.36)	5th

BeeJay Anya	ACC Rank
Blocks (2.43)	1st

Maverick Rowan	ACC Rank
3FG Made (2.32)	6th
Minutes Played (33.63)	9th

Abdul-Malik Abu	ACC Rank
Rebounding (8.6)	T-6th
Offensive Rebounds (3.54)	3rd
Defensive Rebounds (5.04)	9th

## PACK ADDS TOP PG DENNIS SMITH, JR.

NC State gained some momentum for the future when it signed Dennis Smith, Jr., the nation's top point guard, to a National Letter of Intent. Smith, from Fayetteville, N.C. is **ranked fourth in the Class of 2016 by both ESPN.com and Rivals, sixth by 247Sports.com and eighth by Scout.** Smith averaged 22.2 points per game as a junior at Trinity Christian School last year. Smith **has enrolled at NC State** and is with the Pack full-time now.

## GOTTFRIED SIGNS EXTENSION

On the day of his fifth season at the school, Mark Gottfried and NC State announced a new contract that will keep the coach in Raleigh through the 2019-20 season. Gottfried's annual compensation increased from \$2.06 million to \$2.48 million.

## OUT 3 MONTHS...AND A YEAR

Originally thought to be out for 6-8 weeks, Saturday will mark three months since Terry Henderson injured his ankle during the season opener. Henderson tore a ligament in his ankle seven minutes into the season, meaning he played just seven minutes after sitting out the 2014-15 season.

## FOUR HALL OF FAME VICTORIES

Last season, in addition to the team's run to the Sweet 16, the **Wolfpack defeated four coaches who are currently members of the Naismith Memorial Basketball Hall of Fame.** Victories over Duke and Syracuse at home and road wins at UNC Chapel Hill and Louisville made Mark Gottfried the nation's only coach to own four wins over Hall of Fame coaches last season.

## PACK COACHES TO 100 WINS

NC State's win at Missouri was win No. 100 at NCSU for Mark Gottfried, making him the second-fastest Pack coach to reach the mark:

Coach	Games to 100th Win
E. Case	120th game
<b>M. Gottfried</b>	<b>155th game</b>
J. Valvano	156th game
N. Sloan	170th game
H. Sendek	178th game

## WOLFPACK STAYS 3 STRIPE

Just as this basketball season tipped off, NC State Athletics announced a **six-year extension with apparel company Adidas.** The contract, which runs to July 2022, is worth \$38.7 million in footwear, apparel and other financial considerations.

## NC STATE AND THE PROGRAM

When NC State had the instructors from The Program come to campus this fall, the Wolfpack players pushed themselves mentally and physically to their limits. At the end of the grueling two days, it was **Caleb Martin who the instructors dubbed 'The Spartan Warrior'.** Martin was **lauded as the team's best leader during the two days and demonstrated teamwork and mental and physical toughness.** That has translated onto the court for the 6-7 sophomore wing, who is averaging 15.2 points per game and is fourth in the ACC in minutes played (36.2).

## THE PROGRAM

Here are some of the physical activities the Wolfpack did with the military instructors from The Program:

- different series of exercises and drills conducted in perfect precision
- drills involving 50-lb. sandbags and 7-foot-long poles
- fireman-carry suicides for 21-, 41- and 61-yard lengths done only with teammate instruction
- individual and team drills in the pool beginning at 4 a.m.



SCAN THIS QR CODE  
FOR MORE CONTENT

## ATHLETICS COMMUNICATIONS

Basketball Contact: Josh Rattray  
Office Phone: 919-515-1182  
Cell Phone: 919-605-2445  
Twitter: @gopackjrat  
E-Mail: josh\_rattray@ncsu.edu

Press Row Phone: 919-861-6190  
Websites: GoPack.com  
CoachGott.com  
MBB Twitter: @PackMensBball






## WHAT DID WE LOSE FROM LAST YEAR?

NC State must replace three of its top four scorers from last season's. Trevor Lacey (2nd Team All-ACC) and Ralston Turner were the team's top scorers, followed by returnee Cat Barber and outbound transfer Kyle Washington.

- NC State lost 53% of overall scoring
- Turner and Lacey: 28.5 ppg and 72% of team's made 3FGs
- Turner and Lacey: Scored 40% of NC State's points (43% in ACC play)



**Trevor Lacey**  
15.7 ppg, .392 3FG%



**Ralston Turner**  
12.8 ppg, .367 3FG%



**Kyle Washington**  
6.8 ppg, 18 starts

## 2015-16 MISCELLANEOUS STATS

Stat	NCSU	Opp.
Pts Per Game off TOs	11.5	11.8
2nd Chance Pts Per Game	13.8	11.3
Pts in Paint Per Game	29.6	29.5
Fast Break Pts	8.6	11.2
Bench Scoring	12.7	20.1

### Dunks

Abu 46, Anya 21, Co. Martin 4, Ca. Martin 3, Kirk 2, Freeman 1

### Charges Taken

Barber 11, Ca. Martin 7, Freeman 7, Co. Martin 5, Rowan 1

### Deflections (unofficial, not steals)

Ca. Martin 45, Cody Martin 41, Barber 31, Rowan 22, Anya 16, Freeman 12, Abu 6

### And 1's

Abu 14, Barber 12, Anya 11, Rowan 5, Freeman 3, Co. Martin 3, Ca. Martin 2  
**FTs on And 1: 28 of 50 (.560)**

### Control Opening Jump Ball

19 of 28 (last vs. UNC) (Won Last 6)

## #Cat12 Assist Check

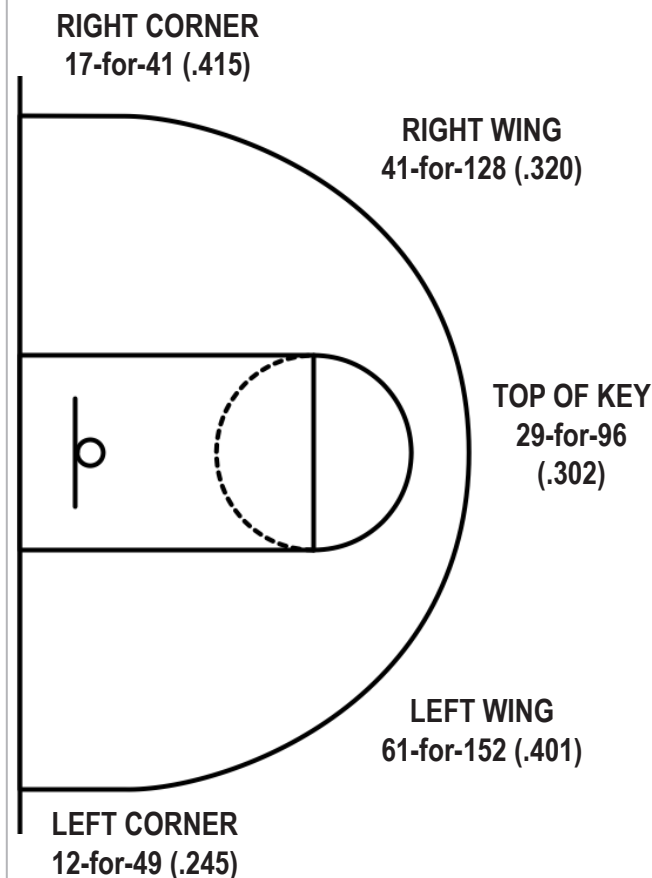
NC State point guard Cat Barber this season has 125 assists against 73 turnover this season. Here's a breakdown of Barber's assists this season:

<b>Barber Assists</b>	<b>125</b>
<b>Barber Turnovers</b>	<b>73</b>
<b>3-Pointers</b>	<b>50</b>
<b>Lay-ups/Dunks</b>	<b>32</b>

Player	No.	Pct.
To Maverick Rowan	43	34.4
To Caleb Martin	31	24.8
To Abdul-Malik Abu	26	20.8
To Cody Martin	9	7.2
To Lennard Freeman	8	6.4
To BeeJay Anya	7	5.6
To Shaun Kirk	1	0.8

## AROUND THE WORLD

Here is a visual of NC State's long-range shooting this season around the 3-point arc:





# 2015-16 Wolfpack Basketball

@PackMensBball

## Game #5 - NC State 83, #22/17 LSU 72 (OT) Nov. 24, 2015 - Brooklyn, N.Y.

### LSU 72 • 3-2

##	Player		Total		3-Ptr		Rebounds			PF	TP	A	TO	Blk	Stl	Min
			FG-FGA	FG-FGA	FT-FTA	Off	Def	Tot								
25	SIMMONS, Ben	f	1-6	0-0	2-5	3	11	14	5	4	10	0	3	3	40-	
02	ROBINSON III, Elbert	c	2-4	0-0	0-0	2	2	4	4	4	0	3	1	0	21	
03	BLAKENEY, Antonio	g	4-17	3-11	0-0	0	3	3	0	11	1	2	0	1	34	
15	PATTERSON, Jaly	g	3-5	1-3	0-0	0	0	0	3	7	1	2	0	2	16	
55	QUARTERMAN, Tim	g	7-20	3-7	2-3	4	5	9	2	19	2	1	0	0	38	
00	SAMPSON, Brandon		7-12	4-9	0-0	1	2	3	0	18	1	1	0	1	25	
05	GRAY, Josh		2-11	0-3	0-0	1	1	2	4	4	2	2	1	1	26	
20	BRIDGEWATER, Brian		2-2	0-0	1-2	1	3	4	4	5	0	1	0	1	24	
21	EPSS, Aaron		0-0	0-0	0-0	0	0	0	1	0	0	0	0	0	1	
	Team					0	2	2								
Totals			28-77	11-33	5-10	12	29	41	23	72	17	12	5	9	225	
FG % 1st Half: 13-31			41.9%	2nd half: 12-37			32.4%	OT: 3-9			33.3%	Game: 28-77			36.4%	Deadba Rebound 4
3FG % 1st Half: 3-13			23.1%	2nd half: 7-16			43.8%	OT: 1-4			25.0%	Game: 11-33			33.3%	
FT % 1st Half: 2-3			66.7%	2nd half: 3-7			42.9%	OT: 0-0			0.0%	Game: 5-10			50.0%	

### NC State 83 • 3-2

##	Player		Total		3-Ptr		Rebounds			PF	TP	A	TO	Blk	Stl	Min
			FG-FGA	FG-FGA	FT-FTA	Off	Def	Tot								
00	Abu, Abdul-Malik	f	6-14	0-0	3-6	3	9	12	1	15	1	1	0	0	29	
01	Freeman, Lennard	f	1-2	0-0	2-2	3	1	4	3	4	1	2	0	0	19	
24	Rowan, Maverick	f	3-11	2-7	2-2	2	2	4	1	10	2	1	0	0	39	
12	Barber, Anthony	g	4-12	0-0	12-12	0	7	7	0	20	7	1	0	1	43	
14	Martin, Caleb	g	6-18	4-10	0-0	0	9	9	2	16	3	4	1	1	37	
15	Martin, Cody		6-10	0-0	2-3	6	4	10	2	14	4	2	1	4	37	
21	Any, BeeJay		1-1	0-0	2-4	1	2	3	2	4	0	0	0	0	21	
	Team					1	4	5								
Totals			27-68	6-17	23-29	16	38	54	11	83	18	14	2	6	225	
FG % 1st Half: 13-32			40.6%	2nd half: 10-29			34.5%	OT: 4-7			57.1%	Game: 27-68			39.7%	Deadba Rebound 2
3FG % 1st Half: 3-7			42.9%	2nd half: 2-9			22.2%	OT: 1-1			100.0	Game: 6-17			35.3%	
FT % 1st Half: 4-4			100.0	2nd half: 10-15			66.7%	OT: 9-10			90.0%	Game: 23-29			79.3%	

Officials: Brian O'Connell, Guy Pagano, Tom Courtney  
Technical fouls: LSU-None. NC State-None.  
Attendance: 4775  
2015 FanDuel Legends Classic Consolation Game

Score by periods	1st	2nd	OT	Total
LSU	31	34	7	72
NC State	33	32	18	83

	Points	In	Off	2nd	Fast	Bench
LSU	30	Paint	T/O	Chance	Break	
ST	32	14	12	18	27	18

## Game #7 - Michigan 66, NC State 59 Dec. 1, 2015 - PNC Arena

### Michigan 66 • 5-2

##	Player		Total		3-Ptr		Rebounds			PF	TP	A	TO	Blk	Stl	Min
			FG-FGA	FG-FGA	FT-FTA	Off	Def	Tot								
10	Walton Jr., Derrick	*	1-1	0-0	2-2	0	2	2	0	4	2	2	0	1	13	
02	Irvine, Zak	*	3-11	1-6	0-0	1	4	5	2	7	4	1	0	0	37	
23	LeVert, Caris	*	4-10	1-4	9-10	0	9	9	2	18	7	2	1	0	37	
24	Dawkins, Aubrey	*	1-3	0-0	0-0	0	0	0	3	2	0	1	0	0	15	
32	Doyle, Ricky	*	3-4	0-0	0-0	0	4	4	2	6	0	3	1	0	16	
02	Albrecht, Spike		0-0	0-0	0-0	0	0	0	1	0	1	0	0	0	5	
03	Chatman, Kameron		0-0	0-0	0-0	0	1	1	2	0	1	0	0	0	5	
05	Wilson, D.J.		0-0	0-0	0-0	0	0	0	0	0	0	0	0	0	1	
12	Abdur-Rahkman, M-A		2-4	0-2	0-0	0	4	4	1	4	0	0	0	1	25	
13	Wagner, Moritz		4-7	0-1	0-1	1	1	2	4	8	0	2	0	0	23	
22	Robinson, Duncan		6-8	5-7	0-0	0	3	3	3	17	0	0	0	1	23	
	Team					0	2	2								
Totals			24-48	7-20	11-13	2	30	32	20	66	15	11	2	3	200	
FG % 1st Half: 13-24			54.2%	2nd half: 11-24			45.8%	Game: 24-48			50.0%					Deadba Rebound 0
3FG % 1st Half: 4-10			40.0%	2nd half: 3-10			30.0%	Game: 7-20			35.0%					
FT % 1st Half: 4-4			100.0	2nd half: 7-9			77.8%	Game: 11-13			84.6%					

### NC State 59 • 4-3

##	Player		Total		3-Ptr		Rebounds			PF	TP	A	TO	Blk	Stl	Min
			FG-FGA	FG-FGA	FT-FTA	Off	Def	Tot								
00	Abu, Abdul-Malik	*	0-6	0-0	2-2	0	1	1	1	2	0	0	0	0	13	
01	Freeman, Lennard	*	0-3	0-0	0-0	4	2	6	1	0	1	0	0	1	20	
12	Barber, Anthony	*	6-13	0-1	4-4	1	2	3	5	16	4	1	0	0	36	
14	Martin, Caleb	*	5-12	3-9	6-6	3	4	7	2	19	1	1	0	1	38	
24	Rowan, Maverick	*	1-11	1-6	2-2	1	6	7	3	5	1	2	0	2	35	
15	Martin, Cody		3-7	0-0	2-4	0	2	2	1	8	1	0	0	1	28	
21	Any, BeeJay		4-5	0-0	1-6	2	5	7	2	9	0	2	3	0	28	
22	Kirk, Shaun		0-1	0-1	0-0	0	0	0	2	0	0	1	0	1	2	
	Team					2	1	3								
Totals			19-58	4-17	17-24	13	23	36	17	59	8	7	3	6	200	
FG % 1st Half: 11-29			37.9%	2nd half: 8-29			27.6%	Game: 19-58			32.8%					Deadba Rebound 3,1
3FG % 1st Half: 3-11			27.3%	2nd half: 1-6			16.7%	Game: 4-17			23.5%					
FT % 1st Half: 1-3			33.3%	2nd half: 16-21			76.2%	Game: 17-24			70.8%					

Officials: Jamie Luckie, Mike Eades, Bill Covington  
Technical fouls: Michigan-None. NC State-None.  
Attendance: 17645  
Fouled out: NCSU: #12 Barber, A. @ 0:17.4 in 2nd half

Score by periods	1st	2nd	Total
Michigan	34	32	66
NC State	26	33	59

Last FG - MICH 2nd-02:12, ST 2nd-00:01.  
Largest lead - MICH by 15 2nd-14:27, ST by 5 1st-18:23.  
MICH led for 28:20. ST led for 10:05. Game was tied for 01:30.

Score tied - 1 time.  
Lead changed - 5 times.

## Game #6 - NC State 87, Winthrop 79 Nov. 27, 2015 - PNC Arena

### Winthrop 79 • 4-1

#	Player		Total		3-Ptr	Rebounds					PF	TP	A	TO	Blk	Stl	Min
			FG-FGA	FG-FGA	FT-FTA	Off	Def	Tot									
05	Johnson, Keon	*	4-12	3-6	4-4	0	2	2	4	15	1	1	0	0	32		
12	Cooks, Xavier	*	4-7	0-2	2-3	1	2	3	5	10	3	1	0	0	23		
13	Broman, Bjorn	*	4-10	2-6	0-0	1	2	3	4	10	3	1	0	0	36		
25	Price, Zach	*	1-5	0-0	1-2	0	3	3	3	3	0	1	0	1	14		
42	Davenport, Joshua	*	1-3	0-0	0-0	2	5	7	4	2	2	1	0	1	19		
00	Okeke, Duby		0-5	0-0	1-2	3	5	8	3	1	0	5	4	1	24		
01	Perkins, Roderick		0-4	0-2	0-0	2	2	4	1	0	1	0	0	0	14		
32	Poole, Freddy		0-0	0-0	0-0	0	0	0	0	0	0	0	0	1	2		
44	Gavin, Jimmy		10-15	7-12	11-12	1	1	2	3	38	1	1	0	1	36		
	Team					0	2	2									
Totals			24-61	12-28	19-23	10	24	34	27	79	11	13	4	5	200		
FG % 1st Half: 13-32			40.6%	2nd half: 11-29			37.9%	Game: 24-61			39.3%			Deadball			
3FG % 1st Half: 7-16			43.8%	2nd half: 5-12			41.7%	Game: 12-28			42.9%			Rebounds			
FT % 1st Half: 6-8			75.0%	2nd half: 13-15			86.7%	Game: 19-23			82.6%			3			

## Game #9 - NC State 65, South Florida 46

### Dec. 13, 2015 - Tampa, Fla.

#### NC State 65 • 6-3

#	Player	Total		3-Ptr		Rebounds			PF	TP	A	TO	Blk	Stl	Min
		FG-FGA	FG-FGA	FT-FTA	Off Def Tot	PF	TP	A TO Blk Stl Min							
00	Abu, Abdul-Malik	f	5-13	0-0	1-2	9 5 14	3 11	1 1 0 1	29						
21	Any, BeeJay	f	7-8	0-0	3-6	2 5 7	3 17	1 2 5 1	24						
12	Barber, Anthony	g	6-20	1-5	6-8	2 5 7	0 19	6 3 0 1	40						
14	Martin, Caleb	g	1-10	1-7	0-0	0 5 5	1 3	2 2 1 0	34						
24	Rowan, Maverick	g	1-10	0-7	1-1	1 1 2	3 3	2 0 0 0	29						
01	Freeman, Lennard		2-3	0-0	1-2	5 3 8	1 5	1 0 0 1	25						
15	Martin, Cody		2-2	0-0	0-2	0 3 3	2 4	0 1 0 2	15						
22	Kirk, Shaun		1-2	1-2	0-0	0 1 1	1 3	0 0 0 0	4						
Team						3 1 4									
Totals			25-68	3-21	12-21	22 29 51	14 65	13 9 6 6	200						
FG % 1st Half: 15-39		38.5%	2nd half: 10-29		34.5%	Game: 25-68		36.8%	Deadba		Rebound		5		
3FG % 1st Half: 2-12		16.7%	2nd half: 1-9		11.1%	Game: 3-21		14.3%							
FT % 1st Half: 3-6		50.0%	2nd half: 9-15		60.0%	Game: 12-21		57.1%							

#### USF 46 • 2-8

#	Player	Total		3-Ptr		Rebounds			PF	TP	A	TO	Blk	Stl	Min
		FG-FGA	FG-FGA	FT-FTA	Off Def Tot	PF	TP	A TO Blk Stl Min							
01	PERRY, Chris	f	0-3	0-0	2-2	1 5 6	4 2	1 0 0 0	17						
22	NUNEZ, Angel	f	2-8	1-4	0-0	1 2 3	1 5	0 2 0 0	28						
33	GUERRERO, Ruben	c	3-6	0-0	0-0	2 3 5	1 6	0 2 3 0	24						
00	MCMURRAY, Jahmal	g	6-16	1-5	0-0	0 4 4	3 13	4 0 0 2	36						
05	MORILLO, Nehemias	g	4-10	0-3	2-3	0 0 0	2 10	1 1 0 1	31						
03	PETERS, Roddy		1-3	0-0	0-0	1 0 1	0 2	0 1 0 0	8						
15	COUSINS, Jaleel		2-10	0-0	4-6	8 4 12	3 8	0 4 1 1	27						
30	ZEIGLER, Bo		0-4	0-0	0-0	1 3 4	3 0	0 3 2 1	22						
42	SANTOS, Luis		0-1	0-0	0-0	0 2 2	2 0	0 0 0 0	7						
Team						2 2 4		1							
Totals			18-61	2-12	8-11	16 25 41	19 46	6 14 6 5	200						
FG % 1st Half: 5-28		17.9%	2nd half: 13-33		39.4%	Game: 18-61		29.5%	Deadba		Rebound		1		
3FG % 1st Half: 0-4		0.0%	2nd half: 2-8		25.0%	Game: 2-12		16.7%							
FT % 1st Half: 5-6		83.3%	2nd half: 3-5		60.0%	Game: 8-11		72.7%							

Officials: Gerry Pollard, Joe DeRosa, Jeff Clark  
 Technical fouls: NC State-None. USF-None.  
 Attendance: 2945  
 Time of Game: 1:44

Score by periods				In Paint	Off T/O	2nd Chance	Fast Break	Bench
1st	2nd	Total						
NC State	35	30	65	32	19	15	8	12
USF	15	31	46	18	7	10	6	10

## Game #11 - NC State 73, Missouri 59

### Dec. 19, 2015 - Columbia, Mo.

#### NC State 73 • 8-3

#	Player	Total		3-Ptr		Rebounds			PF	TP	A	TO	Blk	Stl	Min
		FG-FGA	FG-FGA	FT-FTA	Off Def Tot	PF	TP	A TO Blk Stl Min							
00	Abu, Abdul-Malik	*	4-8	0-0	5-5	3 8 11	3 13	0 1 1 0	33						
12	Barber, Anthony	*	9-15	2-4	13-15	1 6 7	2 33	4 3 0 0	39						
14	Martin, Caleb	*	2-14	1-9	0-0	1 1 2	2 5	2 2 0 1	29						
21	Any, BeeJay	*	1-2	0-0	1-2	1 5 6	3 3	1 2 1 0	22						
24	Rowan, Maverick	*	4-9	2-3	2-4	2 1 3	3 12	2 0 0 0	32						
01	Freeman, Lennard		0-1	0-0	1-2	2 4 6	2 1	0 0 0 1	24						
15	Martin, Cody		2-5	0-0	2-2	2 0 2	2 6	1 0 2 2	21						
Team						3 1 4		1							
Totals			22-54	5-16	24-30	15 26 41	17 73	10 9 4 4	200						
FG % 1st Half: 11-26		42.3%	2nd half: 11-28		39.3%	Game: 22-54		40.7%	Deadball		Rebounds		1		
3FG % 1st Half: 3-9		33.3%	2nd half: 2-7		28.6%	Game: 5-16		31.3%							
FT % 1st Half: 4-7		57.1%	2nd half: 20-23		87.0%	Game: 24-30		80.0%							

#### Mizzou 59 • 5-5

#	Player	Total		3-Ptr		Rebounds			PF	TP	A	TO	Blk	Stl	Min
		FG-FGA	FG-FGA	FT-FTA	Off Def Tot	PF	TP	A TO Blk Stl Min							
01	PHILLIPS	*	2-6	1-3	2-2	0 1 1	3 7	1 1 0 1	21						
12	WRIGHT	*	0-6	0-1	2-6	0 3 3	1 2	0 0 0 2	19						
15	CLARK	*	3-9	1-3	0-0	1 1 2	3 7	3 1 0 0	22						
24	PURYEAR	*	1-2	0-0	2-2	0 2 2	1 4	0 0 0 0	25						
44	ROSBURG	*	1-2	0-0	0-1	2 4 6	4 2	1 1 0 0	15						
04	ISABELL		4-7	1-2	1-2	1 2 3	2 10	2 2 0 2	24						
05	ALLEN		1-1	0-0	1-4	1 0 1	0 3	0 0 0 0	4						
10	WALTON		2-3	0-1	0-2	0 0 0	2 4	3 3 0 0	11						
23	GANT		2-5	0-0	0-0	1 1 2	2 4	0 0 1 1	16						
25	WOODS		2-3	0-0	0-0	0 4 4	3 4	2 0 1 0	19						
33	VANLEER		4-7	4-7	0-0	0 2 2	1 12	1 0 0 0	24						
Team						1 2 3									
Totals			22-51	7-17	8-19	7 22 29	22 59	13 8 2 6	200						
FG % 1st Half: 12-27		44.4%	2nd half: 10-24		41.7%	Game: 22-51		43.1%	Deadball		Rebounds		7		
3FG % 1st Half: 3-8		37.5%	2nd half: 4-9		44.4%	Game: 7-17		41.2%							
FT % 1st Half: 1-2		50.0%	2nd half: 7-17		41.2%	Game: 8-19		42.1%							

Officials: William Humes, Tim Nestor, Jeffrey Anderson  
 Technical fouls: NC State-None. Missouri-None.  
 Attendance: 8087

Score by periods				In Paint	Off T/O	2nd Chance	Fast Break	Bench
1st	2nd	Total						
NC State	29	44	73	22	11	20	6	7
Mizzou	28	31	59	24	13	3	10	37

Last FG - ST 2nd-02:52, MU-M 2nd-00:39.  
 Largest lead - ST by 20 2nd-07:01, MU-M by 10 1st-09:26.  
 ST led for 19:42. MU-M led for 19:00. Game was tied for 01:18.

## Game #10 - NC State 76, High Point 73

### Dec. 16, 2015 - PNC Arena

#### High Point 73 • 8-3

#	Player	Total		3-Ptr		Rebounds			PF	TP	A	TO	Blk	Stl	Min
		FG-FGA	FG-FGA	FT-FTA	Off	Def	Tot								
00	Brown, John	*	6-17	0-0	5-6	7	0	7	4	17	2	1	4	2	32
11	Mcintyre, Haiishen	*	0-1	0-1	4-4	0	3	3	2	4	2	0	0	0	24
15	Cugini, Lorenzo	*	4-10	4-7	0-0	0	5	5	2	12	3	2	0	1	36
22	Weary, Adam	*	7-10	0-0	1-1	1	1	2	4	15	3	1	0	2	34
24	Lindauer, Anthony	*	6-11	3-5	3-3	1	6	7	3	18	3	2	1	2	36
02	White, Austin		0-1	0-0	0-0	0	0	0	1	0	0	0	0	0	5
03	Fox, Andre		0-1	0-0	0-0	0	1	1	2	0	0	1	0	0	5
10	Thompson, Tarique		1-4	0-0	0-0	1	1	2	1	2	0	0	0	0	12
12	Perez-Laham, Jorge		2-5	1-3	0-0	1	3	4	2	5	1	1	0	0	16
	Team					0	2	2			1				
Totals			26-60	8-16	13-14	11	22	33	21	73	14	9	5	7	200
FG % 1st Half: 11-28		39.3%	2nd half: 15-32		46.9%	Game: 26-60		43.3%	Deadba						
3FG % 1st Half: 2-5		40.0%	2nd half: 6-11		54.5%	Game: 8-16		50.0%	Rebound						
FT % 1st Half: 7-7		100.0	2nd half: 6-7		85.7%	Game: 13-14		92.9%	0						



## Game #13 - NC State 72, Northeastern 66

### Dec. 29, 2015 - PNC Arena

#### Northeastern 66 • 8-5

#	Player	Total		3-Ptr		Rebounds			PF	TP	A TO Blk Stl				Min
		FG-FGA	FG-FGA	FT-FTA	Off Def Tot	PF	TP	A TO Blk Stl							
04	Walker, David	* 5-12	3-7	0-1	0 1 1	2	13	5 5 0 1	3	4	1	1	1	1	34
11	Miller, Jeremy	* 3-6	0-2	2-2	2 3 5	1	8	0 1 2 1	26						
12	Ford, Quincy	* 5-11	1-4	4-6	2 6 8	5	15	2 1 2 3	32						
15	Donnelly, Caleb	* 4-6	4-6	0-0	0 0 0	1	12	0 1 0 1	29						
33	Stahl, Zach	* 4-11	0-0	1-2	1 6 7	2	9	6 3 0 2	38						
20	Begley, Devon	0-2	0-1	0-0	0 0 0	2	0	0 0 0 1	10						
22	Gresham Jr., Donnell	3-4	3-4	0-0	0 0 1	3	9	0 1 0 1	20						
34	Green, Anthony	0-1	0-0	0-0	1 0 1	1	0	0 0 0 0	3						
40	Abakah, Kwesi	0-1	0-0	0-2	0 2 2	1	0	0 0 0 0	8						
Team					0 3 3			1							
Totals		24-54	11-24	7-13	6 22 28	18	66	13 13 4 10	200						

FG % 1st Half: 10-26 38.5% 2nd half: 14-28 50.0% Game: 24-54 44.4% Deadball Rebounds 2

3FG % 1st Half: 2-10 20.0% 2nd half: 9-14 64.3% Game: 11-24 45.8%

FT % 1st Half: 3-6 50.0% 2nd half: 4-7 57.1% Game: 7-13 53.8%

#### NC State 72 • 10-3

#	Player	Total		3-Ptr		Rebounds			PF	TP	A TO Blk Stl				Min
		FG-FGA	FG-FGA	FT-FTA	Off Def Tot	PF	TP	A TO Blk Stl							
00	Abu, Abdul-Malik	* 4-13	0-0	2-2	7 5 12	2	10	0 0 0 1	23						
12	Barber, Anthony	* 11-20	1-3	6-8	2 3 5	2	29	3 2 0 0	40						
14	Martin, Caleb	* 3-8	2-3	0-2	0 7 7	4	8	0 1 1 0	27						
21	Any, BeeJay	* 1-2	0-0	0-0	2 3 5	1	2	0 2 2 2	23						
24	Rowan, Maverick	* 6-12	4-8	0-0	0 2 2	3	16	2 3 0 1	38						
01	Freeman, Lennard	3-4	0-0	1-2	1 3 4	1	7	0 2 0 3	27						
15	Martin, Cody	0-1	0-0	0-0	0 3 3	3	0	3 1 1 1	22						
Team					1 0 1										
Totals		28-60	7-14	9-14	13 26 39	16	72	8 11 4 8	200						

FG % 1st Half: 10-31 32.3% 2nd half: 18-29 62.1% Game: 28-60 46.7% Deadball Rebounds 2,2

3FG % 1st Half: 1-5 20.0% 2nd half: 6-9 66.7% Game: 7-14 50.0%

FT % 1st Half: 6-7 85.7% 2nd half: 3-7 42.9% Game: 9-14 64.3%

Officials: Bryan Kersey, Jerry Heater, Ray Styons  
 Technical fouls: Northeastern-None. NC State-None.  
 Attendance: 17074  
 Fouled out: NE: #12 Ford, Q. at 0:56.7 in 2nd half

Score by periods	1st	2nd	Total
Northeastern	25	41	66
NC State	27	45	72

Points In Paint Off T/O 2nd Chance Fast Break Bench  
 NU 24 14 4 23 9  
 ST 32 19 8 13 7

## Game #15 - #16/16 Louisville 77, NC State 72

### Jan. 7, 2015 - PNC Arena

#### Louisville 77 • 13-2, 2-0

#	Player	Total		3-Ptr		Rebounds			PF	TP	A TO Blk Stl				Min
		FG-FGA	FG-FGA	FT-FTA	Off Def Tot	PF	TP	A TO Blk Stl							
00	Lee, Damion	* 4-8	3-5	2-4	0 2 2	3	13	1 1 0 0	36						
03	Lewis, Trey	* 0-4	0-2	4-4	0 2 2	4	4	2 1 0 1	19						
10	Johnson, Jaylen	* 3-8	0-0	2-2	3 4 7	3	8	0 0 1 0	21						
32	Onuaku, Chinanu	* 6-9	0-0	0-2	2 12 14	1	12	0 3 1 1	32						
45	Mitchell, Donovan	* 1-3	0-0	1-2	1 1 2	3	3	4 1 0 0	22						
02	Snider, Quentin	7-11	4-6	3-5	0 0 0	2	21	2 1 0 2	32						
05	Stockman, Matz	0-0	0-0	0-0	0 0 0	0	0	0 0 0 0	1						
13	Spalding, Ray	6-8	0-0	0-0	2 0 2	3	12	1 1 0 1	19						
14	Mahmoud, Anas	0-1	0-0	0-0	0 1 1	2	0	0 1 1 0	7						
22	Adel, Deng	2-5	0-0	0-0	1 0 1	2	4	0 1 1 0	7						
23	Levitich, David	0-0	0-0	0-0	0 1 1	0	0	0 0 0 0	4						
Team					3 1 4			1							
Totals		29-57	7-13	12-19	12 24 36	23	77	10 11 4 5	200						

FG % 1st Half: 14-31 45.2% 2nd half: 15-26 57.7% Game: 29-57 50.9% Deadball Rebounds 3

3FG % 1st Half: 3-6 50.0% 2nd half: 4-7 57.1% Game: 7-13 53.8%

FT % 1st Half: 3-4 75.0% 2nd half: 9-15 60.0% Game: 12-19 63.2%

#### NC State 72 • 10-5, 0-2

#	Player	Total		3-Ptr		Rebounds			PF	TP	A TO Blk Stl				Min
		FG-FGA	FG-FGA	FT-FTA	Off Def Tot	PF	TP	A TO Blk Stl							
00	Abu, Abdul-Malik	* 5-10	0-0	5-8	5 7 12	1	15	0 2 1 0	33						
12	Barber, Anthony	* 7-22	1-7	5-5	0 3 3	2	20	4 1 0 1	39						
14	Martin, Caleb	* 3-10	3-7	4-5	2 1 3	4	13	1 2 1 1	28						
21	Any, BeeJay	* 1-2	0-0	0-4	5 2 7	3	2	1 0 1 0	22						
24	Rowan, Maverick	* 5-13	4-8	3-3	1 1 2	4	17	1 0 0 0	32						
01	Freeman, Lennard	0-1	0-0	2-4	3 3 6	3	2	0 1 1 0	24						
15	Martin, Cody	1-3	0-0	1-2	2 2 4	0	3	2 3 1 0	22						
Team					1 1 2			1							
Totals		22-61	8-22	20-31	19 20 39	17	72	9 10 5 2	200						

FG % 1st Half: 8-30 26.7% 2nd half: 14-31 45.2% Game: 22-61 36.1% Deadball Rebounds 7

3FG % 1st Half: 2-11 18.2% 2nd half: 6-11 54.5% Game: 8-22 36.4%

FT % 1st Half: 11-18 61.1% 2nd half: 9-13 69.2% Game: 20-31 64.5%

Officials: Joe Lindsay, Michael Stephens, Doug Shaws  
 Technical fouls: Louisville-None. NC State-None.  
 Attendance: 17762

Score by periods	1st	2nd	Total
Louisville	34	43	77
NC State	29	43	72

Points In Paint Off T/O 2nd Chance Fast Break Bench  
 UL 38 11 10 11 11 37  
 ST 24 14 18 11 11 5

Last FG - UL 2nd-00:37, ST 2nd-00:17.  
 Largest lead - UL by 16 2nd-03:38, ST by 3 1st-18:08.  
 UL led for 36:46. ST led for 01:24. Game was tied for 01:50.

Score tied - 3 times.  
 Lead changed - 4 times.

## Game #14 - Virginia Tech 73, NC State 68 (OT)

### Jan. 2, 2016 - Blacksburg, Va.

#### NC State 68 • 10-4, 0-1

#	Player	Total		3-Ptr		Rebounds			PF	TP	A TO Blk Stl				Min
		FG-FGA	FG-FGA	FT-FTA	Off Def Tot	PF	TP	A TO Blk Stl							
00	Abu, Abdul-Malik	f 3-7	0-0	2-4	1 7 8	3	8	2 0 0 0	25						
14	Martin, Caleb	f 4-17	3-13	3-3	1 3 4	2	14	0 2 1 0	40-						
21	Any, BeeJay	f 1-4	0-0	4-10	7 5 12	4	6	1 0 5 0	33						
12	Barber, Anthony	g 7-21	2-6	5-6	0 7 7	2	21	2 3 0 0	45						
24	Rowan, Maverick	g 1-8	0-4	4-5	0 1 1	1	6	0 1 0 0	24						
01	Freeman, Lennard	2-4	0-0	2-3	3 3 6	5	6	2 1 1 0	31						
15	Martin, Cody	3-4	0-0	1-2	3 1 4	2	7	0 1 1 1	27						
Team					6 2 8			2							
Totals		21-65	5-23	21-33	21 29 50	19	68	7 10 8 1	225						

FG % 1st Half: 11-30 36.7% 2nd half: 9-29 31.0% OT: 1-6 16.7% Game: 21-65 32.3% Deadball Rebound 8

3FG % 1st Half: 4-12 33.3% 2nd half: 1-8 12.5% OT: 0-3 0.0% Game: 5-23 21.7%

FT % 1st Half: 8-9 88.9% 2nd half: 8-12 66.7% OT: 5-12 41.7% Game: 21-33 63.6%

#### Virginia Tech 73 • 9-5, 1-0

#	Player	Total		3-Ptr		Rebounds			PF	TP	A TO Blk Stl				Min
		FG-FGA	FG-FGA	FT-FTA	Off Def Tot	PF	TP	A TO Blk Stl							
00	Shane Henry	f 0-3	0-0	0-4	0 4 4	2	0	0 0 2 0	17						
32	Zach LeDay	f 2-6	0-1	5-6	5 7 12	4	9	1 0 3 1	41						
04	Seth Allen	g 9-19	3-5	2-2	1 3 4	3	23	1 2 1 1	39						
10	Justin Bibbs	g 0-5	0-3	2-2	0 2 2	2	2	0 0 0 0	30						
23	Jalen Hudson	g 10-21	1-5	2-3	2 1 3	5	23	0 1 1 0	28						
05	Justin Robinson	3-5	0-1	0-0	1 2 3	2	6	1 0 0 0	20						
11	Devin Wilson	0-2	0-1	1-2	0 2 2	2	1	0 0 0 0	19						
21	Satchel Pierce	0-0	0-0	0-0	0 0 0	1	0	0 0 0 0	2						
22	Johnny Hamilton	0-0	0-0	0-0	0 1 1	0	0	0 0 0 0	5						
24	Kerry Blackshear Jr.	3-8	1-2	2-3	5 3 8	3	9	0 1 0 0	24						
Team					2 0 2										
Totals		27-69	5-18	14-22	16 25 41	24	73	3 4 7 2	225						

FG % 1st Half: 10-32 31.3% 2nd half: 14-29 48.3% OT: 3-8 37.5% Game: 27-69 39.1% Deadball Rebound 5,2

3FG % 1st Half: 1-10 10.0% 2nd half: 4-7 57.1% OT: 0-1 0.0% Game: 5-18 27.8%

FT % 1st Half: 3-6 50.0% 2nd half: 5-7 71.4% OT: 6-9 66.7% Game: 14-22 63.6%

Officials: Mike Eades, Lamar Simpson, Bill McCarthy  
 Technical fouls: NC State-None. Virginia Tech-None.  
 Attendance: 4971

Score by periods	1st	2nd	OT	Total
NC State	34	27	7	68
Virginia Tech	24	37	12	73

Points In Paint Off T/O 2nd Chance Fast Break Bench  
 NC State 34 27 7 68  
 VT 24 36 15 20 4 13 16

## Game #16 - Wake Forest 77, NC State 74

### Jan. 10, 2016 - Winston-Salem, N.C.

#### NC State 74 • 10-6, 0-3

#	Player	Total
---	--------	-------

## Game #17 - Florida State 85, NC State 78

### Jan. 13, 2016 - PNC Arena

Florida State 85 • 11-5, 1-3

#	Player	Total		3-Ptr		Rebounds			PF	TP	A	TO	Blk	Stl	Min
		FG-FGA	FG-FGA	FT-FTA	Off Def Tot										
04	Bacon, Dwayne	*	6-14	2-5	1-3	1	3	4	1	15	2	5	0	1	28
05	Beasley, Malik	*	7-12	2-3	6-7	1	8	9	3	22	0	0	1	1	32
15	Bojanovsky, Boris	*	2-3	0-0	0-1	3	2	5	5	4	0	0	1	1	14
22	Rathan-Mayes, Xavier	*	3-7	1-3	4-6	0	1	1	1	11	7	2	0	1	28
32	Brandon, Montay	*	0-1	0-0	0-0	0	0	0	3	0	0	1	0	1	9
01	Bookert, Devon		6-9	4-4	2-2	2	0	2	2	18	0	0	0	1	26
03	Bell, Benji		1-4	0-0	0-0	1	3	4	2	2	1	2	0	0	11
14	Mann, Terance		3-6	0-2	1-3	3	6	9	2	7	0	0	2	0	27
21	Koumadje, Chris		1-3	0-0	0-0	1	1	2	1	2	0	1	3	0	11
23	Smith, Jarquez		2-3	0-0	0-0	1	0	1	2	4	0	2	1	0	14
Team					1	2	3								
Totals			31-62	9-17	14-22	14	26	40	22	85	10	13	8	6	200

FG % 1st Half: 15-29 51.7% 2nd half: 16-33 48.5% Game: 31-62 50.0%  
 3FG % 1st Half: 5-10 50.0% 2nd half: 4-7 57.1% Game: 9-17 52.9%  
 FT % 1st Half: 3-8 37.5% 2nd half: 11-14 78.6% Game: 14-22 63.6%

NC State 78 • 10-7, 0-4

#	Player	Total		3-Ptr		Rebounds			PF	TP	A	TO	Blk	Stl	Min
		FG-FGA	FG-FGA	FT-FTA	Off Def Tot										
00	Abu, Abdul-Malik	*	6-12	0-0	9-11	7	6	13	1	21	6	2	0	0	37
12	Barber, Anthony	*	6-14	2-5	2-2	0	3	3	4	16	3	2	0	1	34
14	Martin, Caleb	*	2-13	1-10	2-2	1	2	3	3	7	2	1	1	0	32
21	Any, BeeJay	*	1-1	0-0	0-2	2	2	4	2	2	0	2	1	2	17
24	Rowan, Maverick	*	6-16	3-9	7-9	3	0	3	3	22	0	1	0	0	37
01	Freeman, Lennard		1-3	0-0	2-2	4	4	8	3	4	1	2	0	1	17
15	Martin, Cody		2-4	1-1	1-4	1	3	4	2	6	1	1	0	2	24
22	Kirk, Shaun		0-1	0-1	0-0	0	0	0	1	0	0	1	0	0	2
Team					2	1	3								
Totals			24-64	7-26	23-32	20	21	41	19	78	13	12	2	6	200

FG % 1st Half: 10-30 33.3% 2nd half: 14-34 41.2% Game: 24-64 37.5%  
 3FG % 1st Half: 3-14 21.4% 2nd half: 4-12 33.3% Game: 7-26 26.9%  
 FT % 1st Half: 5-9 55.6% 2nd half: 18-23 78.3% Game: 23-32 71.9%

Officials: Roger Ayers, Tim Kelly, Michael Roberts  
 Technical fouls: Florida State-None. NC State-None.  
 Attendance: 16846  
 Fouled out: FSU: #15 Bojanovsky, B. at 1:20 in 2nd half

Score by periods				Points	In Paint	Off T/O	2nd Chance	Fast Break	Bench
1st	2nd	Total							
Florida State	38	47	85	40	12	22	17	33	
NC State	28	50	78	26	17	14	11	10	

## Game #18 - #5 North Carolina 67, NC State 55

### Jan. 16, 2016 - Chapel Hill, N.C.

NC State 55 • 10-8, 0-5 ACC

#	Player	Total		3-Ptr		Rebounds			PF	TP	A	TO	Blk	Stl	Min
		FG-FGA	FG-FGA	FT-FTA	Off Def Tot										
00	Abu, Abdul-Malik	r	5-14	0-0	2-2	8	6	14	5	12	3	2	0	0	27
21	Any, BeeJay	r	1-2	0-0	0-0	1	3	4	5	2	0	1	3	0	28
12	Barber, Anthony	g	4-11	1-2	0-0	0	3	3	1	9	1	5	0	0	35
15	Martin, Cody	g	4-7	0-0	2-4	4	3	7	0	10	3	4	0	1	32
24	Rowan, Maverick	g	4-15	2-8	0-0	1	0	1	2	10	0	1	0	1	36
01	Freeman, Lennard		1-1	0-0	1-2	1	1	2	0	3	0	1	0	0	21
14	Martin, Caleb		3-5	1-2	2-2	1	1	2	3	9	0	3	0	2	21
Team					1	3	4								
Totals			22-55	4-12	7-10	17	20	37	16	55	7	18	3	4	200

FG % 1st Half: 13-28 46.4% 2nd half: 9-27 33.3% Game: 22-55 40.0%  
 3FG % 1st Half: 2-5 40.0% 2nd half: 2-7 28.6% Game: 4-12 33.3%  
 FT % 1st Half: 1-2 50.0% 2nd half: 6-8 75.0% Game: 7-10 70.0%

North Carolina 67 • 16-2, 5-0 ACC

#	Player	Total		3-Ptr		Rebounds			PF	TP	A	TO	Blk	Stl	Min
		FG-FGA	FG-FGA	FT-FTA	Off Def Tot										
03	Kennedy Meeks	r	10-16	0-0	3-4	5	1	6	1	23	0	1	3	1	30
11	Brice Johnson	r	3-6	0-0	0-1	0	2	2	4	6	0	2	2	1	18
44	Justin Jackson	r	2-9	1-3	1-2	3	0	3	2	6	2	1	0	0	28
02	Joel Berry II	g	5-9	3-5	1-2	1	3	4	1	14	4	3	1	1	32
05	Marcus Paige	g	1-9	0-6	1-2	0	2	2	0	3	3	2	0	2	31
00	Nate Britt	g	1-5	1-3	0-0	2	1	3	1	3	4	0	0	3	17
01	Theo Pinson		0-5	0-2	2-2	1	2	3	0	2	0	0	0	0	12
04	Isaiah Hicks		3-5	0-0	4-6	3	3	6	4	10	2	0	1	0	18
24	Kenny Williams		0-0	0-0	0-0	0	0	0	0	0	0	0	0	0	2
32	Luke Maye		0-2	0-1	0-0	2	2	4	1	0	2	0	0	0	7
42	Joel James		0-0	0-0	0-0	0	0	0	1	0	0	0	0	0	5
Team					4	1	5								
Totals			25-66	5-20	12-19	21	17	38	15	67	17	9	7	8	200

FG % 1st Half: 11-32 34.4% 2nd half: 14-34 41.2% Game: 25-66 37.9%  
 3FG % 1st Half: 2-9 22.2% 2nd half: 3-11 27.3% Game: 5-20 25.0%  
 FT % 1st Half: 5-11 45.5% 2nd half: 7-8 87.5% Game: 12-19 63.2%

Officials: Mike Eades, Sean Hull, Terry Wymer  
 Technical fouls: NC State-None. North Carolina-None.  
 Attendance: 21750

Score by periods				Points	In Paint	Off T/O	2nd Chance	Fast Break	Bench
1st	2nd	Total							
NC State	29	26	55	26	7	23	4	12	
North Carolina	29	38	67	36	17	24	7	15	

1st FG - ST 2nd-02:15, NC 2nd-02:31.  
 1st FG - ST 2nd-02:15, NC 2nd-02:31.  
 1st FG - ST 2nd-02:15, NC 2nd-02:31.  
 1st FG - ST 2nd-02:15, NC 2nd-02:31.

Score tied - 3 times.  
 Lead changed - 8 times.

## Game #19 - NC State 78, #20 Pittsburgh 61

### Jan. 19, 2016 - Pittsburgh, Pa.

NC State 78 • (11-8, 1-5 ACC)

#	Player	Total		3-Ptr		Rebounds			PF	TP	A	TO	Blk	Stl	Min
		FG-FGA	FG-FGA	FT-FTA	Off Def Tot										
00	Abu, Abdul-Malik	r	7-13	0-0	2-4	2	8	10	3	16	0	3	1	0	34
15	Martin, Cody	f	2-4	0-0	0-0	0	4	4	1	4	4	2	1	2	33
21	Any, BeeJay	c	3-3	0-0	0-1	1	2	3	3	6	0	1	0	0	15
12	Barber, Anthony	g	8-18	1-2	14-14	0	7	7	2	31	8	8	0	1	38
24	Rowan, Maverick	g	5-11	4-6	0-0	1	0	1	0	14	0	3	0	0	31
01	Freeman, Lennard		2-4	0-0	0-1	5	9	14	3	4	0	0	0	0	28
14	Martin, Caleb		1-5	1-4	0-0	0	3	3	3	3	0	1	0	0	21
Team					4	0	4								
Totals			28-58	6-12	16-20	13	33	46	15	78	12	19	2	3	200

FG % 1st Half: 18-31 58.1% 2nd half: 10-27 37.0% Game: 28-58 48.3%  
 3FG % 1st Half: 5-8 62.5% 2nd half: 1-4 25.0% Game: 6-12 50.0%  
 FT % 1st Half: 3-3 100.0% 2nd half: 13-17 76.5% Game: 16-20 80.0%

Pittsburgh 61 • (15-3, 4-2 ACC)

#	Player		Total		3-Ptr	Rebounds			PF	TP	A	TO	Blk	Stl	Min
			FG-FGA	FG-FGA	FT-FTA	Off	Def	Tot							
01	Jamel Artis	f	4-10	1-4	7-10	1	6	7	2	16	4	5	1	0	30
02	Michael Young	f	6-13	0-0	2-2	1	6	7	0	14	1	3	1	2	34
05	Rafael Maia	c	0-0	0-0	0-0	1	0	1	3	0	0	1	0	0	9
00	James Robinson	g	3-12	2-5	1-2	0	1	1	2	9	5	0	0	1	35
15	Sterling Smith	g	1-1	0-0	2-2	0	0	0	1	4	2	0	0	0	13
03	Damon Wilson		1-3	0-1	0-1	0	0	0	3	2	0	0	0	0	8
04	Ryan Luther		1-2	0-0	0-0	1	2	3	1	2	0	1	1	1	10
12	Chris Jones		2-5	1-3	0-0	0	1	1	3	5	3	3	1	2	20
21	Sheldon Jeter		3-8	0-1	0-0	3	4	7	5	6	1	1	1	2	21
23	Cameron Johnson		1-5	1-3	0-0	1	0	1	0	3	0	0	1	2	14
33	Alonzo Nelson-Ododa		0-1	0-0	0-0	1	0	1	0	0	0	0	0	0	6
Team						1	0	1							
Totals			22-60	5-17	12-17	10	20	30	20	61	16	14	6	10	200

## Game #21 - Georgia Tech 90, NC State 83

### Jan. 27, 2016 - PNC Arena

#### Georgia Tech 90 • 12-8, 2-5

#	Player	Total			3-Ptr			Rebounds			PF	TP	A	TO	Blk	Stl	Min
		FG-FGA	FG-FGA	FT-FTA	FG-FGA	FG-FGA	FT-FTA	Off	Def	Tot							
02	Smith, Adam	* 5-12	4-10	6-6	0	3	3	1	20	2	3	0	0	33			
03	Georges-Hunt, Marcus	* 8-17	1-3	9-9	2	1	3	4	26	3	2	2	1	34			
11	Heath, Josh	* 0-3	0-0	4-4	0	3	3	3	4	2	0	0	3	26			
32	Jacobs, Nick	* 8-14	0-0	4-4	2	5	7	2	20	1	0	1	1	29			
33	White, James	* 3-5	0-0	0-0	2	1	3	4	6	2	1	1	0	14			
00	Mitchell, Charles	4-8	0-0	3-7	4	6	10	3	11	1	0	1	0	27			
01	Jackson, Tadic	0-5	0-1	2-2	0	1	1	0	2	2	0	0	1	13			
12	Stephens, Quinton	0-2	0-0	0-0	1	2	3	1	0	2	3	0	1	14			
44	Lammers, Ben	0-0	0-0	1-2	2	2	4	2	1	0	0	0	0	10			
Team																	Deadbe Rebound
Totals		28-66	5-14	29-34	15	28	43	20	90	15	9	5	7	200			

FG % 1st Half: 18-38 47.4% 2nd half: 10-28 35.7% Game: 28-66 42.4%  
 3FG % 1st Half: 5-9 55.6% 2nd half: 0-5 0.0% Game: 5-14 35.7%  
 FT % 1st Half: 6-6 100.0 2nd half: 23-28 82.1% Game: 29-34 85.3%

#### NC State 83 • 11-10, 1-7

#	Player	Total			3-Ptr			Rebounds			PF	TP	A	TO	Blk	Stl	Min
		FG-FGA	FG-FGA	FT-FTA	FG-FGA	FG-FGA	FT-FTA	Off	Def	Tot							
00	Abu, Abdul-Malik	* 9-18	0-0	4-6	6	5	11	3	22	1	6	0	0	37			
01	Freeman, Lennard	* 0-0	0-0	0-0	0	3	3	4	0	0	0	0	0	24			
12	Barber, Anthony	* 13-27	2-5	8-8	0	4	4	4	36	5	0	0	2	40			
15	Martin, Cody	* 1-2	0-0	1-2	1	4	5	5	3	3	1	0	0	18			
24	Rowan, Maverick	* 3-8	3-6	4-5	0	1	1	2	13	0	1	0	0	33			
14	Martin, Caleb	* 1-5	1-3	2-3	1	3	4	3	5	1	1	0	1	29			
21	Any, BeeJay	2-4	0-0	0-0	0	3	3	3	4	1	1	4	1	19			
Team																	Deadbe Rebound
Totals		29-64	6-14	19-24	10	25	35	24	83	11	10	4	4	200			

FG % 1st Half: 13-29 44.8% 2nd half: 16-35 45.7% Game: 29-64 45.3%  
 3FG % 1st Half: 0-5 0.0% 2nd half: 6-9 66.7% Game: 6-14 42.9%  
 FT % 1st Half: 7-7 100.0 2nd half: 12-17 70.6% Game: 19-24 79.2%

Officials: Brian Kersey, Tim Kelly, Lamar Simpson  
 Technical fouls: Georgia Tech-White, James. NC State-Abu, Abdul-Malik.  
 Attendance: 15945

Fouled out: NCSU: #15 Martin, Co. at 0:51.4 in 2nd half

Score by periods	1st	2nd	Total
Georgia Tech	47	43	90
NC State	33	50	83

ast FG - GT 2nd-02:55, ST 2nd-00:14.

Score tied - 5 times.

## Game #23 - Florida State 77, NC State 73

### Feb. 1, 2016 - Tallahassee, Fla.

#### NC State 73 • 12-11, 2-8 ACC

#	Player	Total			3-Ptr			Rebounds			PF	TP	A	TO	Blk	Stl	Min
		FG-FGA	FG-FGA	FT-FTA	FG-FGA	FG-FGA	FT-FTA	Off	Def	Tot							
00	Abu, Abdul-Malik	f 5-8	0-0	2-2	1	4	5	3	12	1	1	1	0	25			
01	Freeman, Lennard	f 0-2	0-0	0-0	1	2	3	0	0	1	1	0	0	10			
12	Barber, Anthony	g 10-17	3-5	8-10	1	3	4	3	31	4	2	0	0	40			
15	Martin, Cody	g 5-9	0-0	0-2	0	1	1	2	10	4	4	0	2	36			
24	Rowan, Maverick	g 1-7	1-6	0-0	0	1	1	0	3	0	1	0	1	33			
14	Martin, Caleb	5-10	4-8	0-1	0	6	6	0	14	3	0	0	1	30			
21	Any, BeeJay	0-2	0-0	1-2	2	2	4	4	1	0	0	2	1	22			
22	Kirk, Shaun	1-2	0-1	0-0	0	0	0	2	2	0	0	0	0	4			
Team																	Deadball Rebound
Totals		27-57	8-20	11-17	7	21	28	14	73	13	10	3	5	200			

FG % 1st Half: 10-28 35.7% 2nd half: 17-29 58.6% Game: 27-57 47.4%  
 3FG % 1st Half: 1-6 16.7% 2nd half: 7-14 50.0% Game: 8-20 40.0%  
 FT % 1st Half: 5-7 71.4% 2nd half: 6-10 60.0% Game: 11-17 64.7%

#### Florida State 77 • 15-7, 5-5 ACC

#	Player	Total			3-Ptr			Rebounds			PF	TP	A	TO	Blk	Stl	Min
		FG-FGA	FG-FGA	FT-FTA	FG-FGA	FG-FGA	FT-FTA	Off	Def	Tot							
05	Bojanovsky, Boris	c 4-5	0-0	0-1	2	7	9	1	8	0	0	3	1	25			
14	Bacon, Dwayne	g 8-17	2-5	2-2	0	2	2	2	20	1	2	0	1	31			
05	Beasley, Malik	g 4-10	1-5	6-6	1	5	6	2	15	3	1	0	0	30			
22	Rathan-Maves, Xavier	g 4-8	1-3	0-0	0	2	2	1	9	1	4	0	0	25			
32	Brandon, Montay	g 3-3	0-0	1-4	2	2	4	2	7	5	0	0	0	27			
01	Bookert, Devon	2-6	2-5	0-2	0	2	2	2	6	3	0	0	0	24			
03	Bell, Benji	1-3	1-3	0-0	0	0	0	0	3	3	0	0	0	11			
14	Mann, Terance	3-3	1-1	0-0	1	3	4	3	7	2	1	1	1	11			
21	Koumadje, Chris	0-0	0-0	0-0	1	0	1	0	0	0	0	0	0	3			
23	Smith, Jarquez	1-2	0-0	0-0	1	2	3	2	2	0	2	3	0	13			
Team																	Deadball Rebound
Totals		30-57	8-22	9-15	9	25	34	15	77	15	10	7	3	200			

FG % 1st Half: 16-30 53.3% 2nd half: 14-27 51.9% Game: 30-57 52.6%  
 3FG % 1st Half: 6-14 42.9% 2nd half: 2-8 25.0% Game: 8-22 36.4%  
 FT % 1st Half: 0-4 0.0% 2nd half: 9-11 81.8% Game: 9-15 60.0%

Officials: Brian Dorsey, Michael Roberts, Tony Greene  
 Technical fouls: NC State-None. Florida State-None.  
 Attendance: 6375

Score by periods	1st	2nd	Total
NC State	26	47	73
Florida State	38	39	77

Points	In Paint	Off T/O	2nd Chance	Fast Break	Bench
ST	26	12	4	14	17
FS	36	6	9	11	18

## Game #22 - NC State 85, #15 Miami 69

### Jan. 30, 2016 - PNC Arena

#### Miami 69 • 16-4, 5-3

#	Player	Total			3-Ptr			Rebounds			PF	TP	A	TO	Blk	Stl	Min
		FG-FGA	FG-FGA	FT-FTA	FG-FGA	FG-FGA	FT-FTA	Off	Def	Tot							
05	Reed, Davon	* 3-7	2-3	4-4	1	3	4	3	12	1	0	1	0	30			
10	McClellan, Sheldon	* 5-14	2-9	6-6	0	4	4	4	18	2	1	1	0	31			
13	Rodriguez, Angel	* 5-10	3-8	2-2	1	2	3	4	15	6	2	0	1	27			
21	Murphy, Kamari	* 2-6	0-1	0-0	0	4	4	1	4	0	1	0	0	24			
23	Jekiri, Tonye	* 3-4	0-0	0-0	1	4	5	4	6	2	1	0	0	35			
00	Newton, Ja'Quan	4-13	1-2	1-2	1	1	2	4	10	2	2	0	4	27			
03	Lawrence, Anthony	0-0	0-0	0-0	0	0	0	2	0	0	0	1	0	3			
12	Palmer, James	1-1	0-0	2-2	0	0	0	0	4	1	0	0	0	13			
33	Uceda, Ivan Cruz	0-3	0-3	0-0	0	0	0	3	0	0	1	0	0	10			
Team																	Deadbe Rebound
Totals		23-58	8-26	15-16	4	19	23	25	69	14	8	3	5	200			

FG % 1st Half: 13-31 41.9% 2nd half: 10-27 37.0% Game: 23-58 39.7%  
 3FG % 1st Half: 6-14 42.9% 2nd half: 2-12 16.7% Game: 8-26 30.8%  
 FT % 1st Half: 0-0 0.0% 2nd half: 15-16 93.8% Game: 15-16 93.8%

#### NC State 85 • 12-10, 2-7

#	Player	Total			3-Ptr			Rebounds			PF	TP	A	TO	Blk	Stl	Min
		FG-FGA	FG-FGA	FT-FTA	FG-FGA	FG-FGA	FT-FTA	Off	Def	Tot							
00	Abu, Abdul-Malik	*	7-12	0-0	5-5	1	6	7	1	19	0	1	0	0	36		
01	Freeman, Lennard	*	2-3	0-0	0-0	1	3	4	1	4	2	0	1	1	21		
12	Barber, Anthony	*	10-18	0-2	10-10	0	3	3	1	30	4	4	0	0	40		
15	Martin, Cody	*	3-4	0-0	2-2	1	0	1	4	8	4	1	0	1	21		
24	Rowan, Maverick	*	1-6	1-3	6-8	2	5	7	3	9	2	3	0	1	35		
14	Martin, Caleb		4-6	4-6	1-2	0	7	7	0	13	1	1	0	0	24		
21	Anyia, BeeJay		0-4	0-0	2-4	3	4	7	4	2	0	1	1	0	23		
	Team					2	3	5									
	Totals		27-53	5-11	26-31	10	31	41	14	85	13	11	2	3	200		

## Game #25 - NC State 99, Wake Forest 88 Feb. 13, 2016 - PNC Arena

Wake Forest 88 • 10-15, 1-12

#	Player	*	Total		3-Ptr		Rebounds			PF	TP	A	TO	Blk	Stl	Min
			FG-FGA	FG-FGA	FT-FTA	Off	Def	Tot								
00	Miller-McIntyre, Codi	*	10-17	3-6	1-2	1	1	2	4	24	4	2	1	0	34	
02	Thomas, Devin	*	5-14	0-0	5-9	6	15	21	2	15	3	4	1	0	36	
10	Wilbekin, Mitchell	*	3-8	2-7	0-0	0	0	0	3	8	0	0	0	0	25	
13	Crawford, Bryant	*	6-13	1-7	3-4	0	1	1	4	16	2	1	1	2	31	
44	Mitoglou, Dinos	*	1-2	0-1	2-2	0	2	2	5	4	0	0	1	0	14	
04	Moore, Doral	*	3-5	0-0	2-4	4	3	7	2	8	0	0	2	0	9	
11	McClinton, Greg	*	0-2	0-0	2-2	1	0	1	2	2	0	0	0	1	9	
20	Collins, John	*	1-1	0-0	3-4	0	0	0	5	5	1	2	0	1	11	
23	Watson, Rondale	*	2-2	2-2	0-0	0	0	0	2	6	0	1	0	1	13	
25	Hudson, Cornelius	*	0-2	0-2	0-0	1	1	2	3	0	1	1	1	0	18	
	Team					0	2	2								
Totals			31-66	8-25	18-27	13	25	38	32	88	11	11	7	5	200	
FG % 1st Half: 15-27 55.6%			2nd half: 16-39 41.0%			Game: 31-66 47.0%			Deadbs			Rebound				
3FG % 1st Half: 3-11 27.3%			2nd half: 5-14 35.7%			Game: 8-25 32.0%										
FT % 1st Half: 11-15 73.3%			2nd half: 7-12 58.3%			Game: 18-27 66.7%									4	

NC State 99 • 13-12, 3-9

#	Player	Total		3-Ptr		Rebounds			PF	TP	A	TO	Blk	Stl	Min
		FG-FGA	FG-FGA	FT-FTA	Off	Def	Tot								
00	Abu, Abdul-Malik	* 4-10	0-0	3-7	3	3	6	4	11	0	1	4	0	27	
01	Freeman, Lennard	* 1-2	0-0	0-0	1	4	5	4	2	1	2	0	0	18	
12	Barber, Anthony	* 10-20	1-4	17-20	0	5	5	1	38	3	3	0	0	40	
15	Martin, Cody	* 3-4	0-0	2-2	0	3	3	4	8	2	0	1	2	18	
14	Rowan, Maverick	* 5-11	3-9	7-8	2	2	4	1	20	0	2	0	0	37	
24	Martin, Caleb	6-9	4-7	2-4	1	6	7	0	18	2	1	0	1	35	
21	Anyia, BeeJay	0-2	0-0	2-4	2	3	5	4	2	1	0	0	0	21	
22	Kirk, Shaun	0-0	0-0	0-0	0	0	0	0	0	0	0	0	0	4	
	Team				2	1	3								
Totals		29-58	8-20	33-45	11	27	38	18	99	9	9	5	3	200	
FG % 1st Half: 16-34 47.1%		2nd half: 13-24 54.2%		Game: 29-58 50.0%		Deadbs		Rebound 5							
3FG % 1st Half: 5-14 35.7%		2nd half: 3-6 50.0%		Game: 8-20 40.0%											
FT % 1st Half: 9-14 64.3%		2nd half: 24-31 77.4%		Game: 33-45 73.3%											

Officials: Jerry Heater, Louis Andrakakos, Ray Styons  
 Technical fouls: Wake Forest-None. NC State-None.  
 Attendance: 17074  
 Fouled Out: WFU: #44 Mitoglou, K. @ 4:59 in 2nd half  
 #20 Collins, J. @ 1:29 in 2nd half

Score by periods	1st	2nd	Total
Wake Forest	44	44	88
NC State	46	53	99

Points	In Paint	Off T/O	2nd Chance	Fast Break	Bench
WF	34	6	15	15	21
ST	32	17	16	12	20

## Game #27 - NC State 77, Clemson 74 Feb. 20, 2016 - PNC Arena

Clemson 74 • 16-11, 9-6

#	Player	Total		3-Ptr		Rebounds			PF	TP	A	TO	Blk	Stl	Min
		FG-FGA	FG-FGA	FT-FTA	Off	Def	Tot								
05	Blossomgame,Jaron	* 12-22	3-8	6-7	0	4	4	2	33	2	0	2	0	37	
12	Holmes,Avry	* 3-9	2-6	0-1	1	2	3	2	8	6	0	0	1	31	
15	Grantham,Donte	* 2-8	1-5	0-0	1	3	4	3	5	7	0	0	3	33	
20	Roper,Jordan	* 1-4	0-2	0-0	0	1	1	2	2	1	0	0	2	28	
35	Nnoko,Landry	* 2-5	0-0	3-4	2	2	4	1	7	0	0	4	0	23	
10	DeVoe,Gabe	* 3-6	1-4	0-0	0	2	2	2	7	0	0	0	0	25	
11	Hudson,Ty	0-1	0-1	0-0	0	0	0	0	0	0	0	0	0	3	
33	Smith,Josh	0-1	0-1	0-0	0	0	0	0	0	0	1	0	0	3	
50	Djitte,Sidy	6-8	0-0	0-0	3	5	8	4	12	0	0	0	0	17	
Team					3	1	4								
Totals		29-64	7-27	9-12	10	20	30	16	74	16	1	6	6	200	
FG % 1st Half: 15-32 46.9%		2nd half: 14-32 43.8%		Game: 29-64 45.3%		Deadball		Rebounds 1							
3FG % 1st Half: 4-12 33.3%		2nd half: 3-15 20.0%		Game: 7-27 25.9%											
FT % 1st Half: 0-0 0.0%		2nd half: 9-12 75.0%		Game: 9-12 75.0%											

NC State 77 • 14-13, 4-10

#	Player	Total		3-Ptr	Rebounds			PF	TP	A	TO	Blk	Stl	Min
		FG-FGA	FG-FGA	FT-FTA	Off	Def	Tot							
00	Abu, Abdul-Malik	* 7-12	0-0	3-4	8	8	16	3	17	1	1	3	0	33
01	Freeman, Lennard	* 0-0	0-0	1-2	0	1	1	1	1	1	1	0	0	13
12	Barber, Anthony	* 1-12	0-3	6-7	0	3	3	0	8	5	3	0	0	37
15	Martin, Cody	* 2-6	1-1	2-2	3	1	4	3	7	2	3	0	0	27
24	Rowan, Maverick	* 8-15	4-9	0-0	1	2	3	0	20	0	1	0	0	31
14	Martin, Caleb	6-10	4-7	0-0	0	6	6	3	16	3	1	1	1	32
21	Anyia, BeeJay	4-5	0-0	0-1	2	4	6	3	8	1	0	3	0	27
Team					2	2	4							
Totals		28-60	9-20	12-16	16	27	43	13	77	13	10	7	1	200
FG % 1st Half: 12-30 40.0% 2nd half: 16-30 53.3% Game: 28-60 46.7% Deadball														
3FG % 1st Half: 4-11 36.4% 2nd half: 5-9 55.6% Game: 9-20 45.0% Rebounds														
FT % 1st Half: 7-8 87.5% 2nd half: 5-8 62.5% Game: 12-16 75.0% 0														

Officials: Tim Kelly, Roger Ayers, Tim Nestor  
 Technical fouls: Clemson-None. NC State-None.  
 Attendance: 17536

Score by periods	1st	2nd	Total
Clemson	34	40	74
NC State	35	42	77

Points	In Paint	Off T/O	2nd Chance	Fast Break	Bench
CU	36	22	10	15	19
ST	28	2	14	3	24

## Game #26 - #7 Virginia 73, NC State 53 Feb. 15, 2016 - Charlottesville, Va.

NC State 53 • 13-13, 3-10 ACC

#	Player	Total		3-Ptr		Rebounds			PF	TP	A	TO	Blk	Stl	Min
		FG-FGA	FG-FGA	FT-FTA	Off	Def	Tot								
00	Abu, Abdul-Malik	f	0-0	0-0	1-2	0	2	2	4	1	1	3	0	1	22
01	Freeman, Lennard	f	4-5	0-0	1-2	1	1	2	1	9	0	0	1	0	25
12	Barber, Anthony	g	4-11	1-3	5-6	1	4	5	2	14	2	5	0	1	40
15	Martin, Cody	g	6-10	0-1	0-0	4	2	6	1	12	1	1	0	2	32
24	Rowan, Maverick	g	1-10	1-6	0-0	0	5	5	2	3	0	1	0	0	35
14	Martin, Caleb		1-7	1-6	3-6	0	4	4	0	6	1	2	0	2	19
21	Anyia, BeeJay		3-4	0-0	2-2	2	1	3	1	8	0	0	4	0	27
Team						0	0	0							
Totals			19-47	3-16	12-18	8	19	27	11	53	5	12	5	6	200
FG % 1st Half: 12-23		52.2%	2nd half: 7-24		29.2%	Game: 19-47		40.4%	Deadba Rebound 4,1						
3FG % 1st Half: 3-7		42.9%	2nd half: 0-9		0.0%	Game: 3-16		18.8%							
FT % 1st Half: 4-4		100.0	2nd half: 8-14		57.1%	Game: 12-18		66.7%							

Virginia 73 • 21-5, 10-4 ACC

#
---



**Game #29 - NC State at Syracuse**  
**Feb. 27, 2016 - PNC Arena**

**Game #30 - NC State vs. Boston College**  
**March 2, 2016 - PNC Arena**

**Game #31 - NC State vs. Notre Dame**  
**March 5, 2016 - Notre Dame, Ind.**

**Game #32 - ACC Tournament**  
**March 8-12, 2016 - Washington, D.C.**

## 2015-16 NC State Team Game-by-Game

Opponent	Date	Score		Total		3-Pointers		Free throws		Rebounds				pf	a	t/o	blk	stl	pts	avg
				fg-fga	pct	3fg-fga	pct	ft-fa	pct	off	def	tot	avg							
WILLIAM & MARY	11/13/15	68-85	L	27-71	.380	6-22	.273	8-14	.571	16	22	38	38.0	17	15	10	5	8	68	68.0
SOUTH ALABAMA	11/15/15	88-70	W	29-57	.509	6-16	.375	24-34	.706	10	37	47	42.5	23	14	14	5	4	88	78.0
IUPUI	11/18/15	79-56	W	25-61	.410	6-19	.316	23-39	.590	20	32	52	45.7	17	11	11	8	3	79	78.3
vs Arizona State	11/23/15	76-79	L	26-58	.448	5-16	.313	19-28	.679	10	25	35	43.0	22	14	8	3	3	76	77.8
vs LSU	11/24/15	83-72	Wot	27-68	.397	6-17	.353	23-29	.793	16	38	54	45.2	11	18	14	2	6	83	78.8
WINTHROP	11/27/15	87-79	W	29-62	.468	4-12	.333	25-34	.735	13	28	41	44.5	21	15	9	6	4	87	80.2
MICHIGAN	12/1/15	59-66	L	19-58	.328	4-17	.235	17-24	.708	13	23	36	43.3	17	8	7	3	6	59	77.1
BUCKNELL	12/5/15	99-86	W	31-57	.544	9-17	.529	28-35	.800	16	24	40	42.9	13	13	14	6	6	99	79.9
at USF	12/13/15	65-46	W	25-68	.368	3-21	.143	12-21	.571	22	29	51	43.8	14	13	9	6	6	65	78.2
HIGH POINT	12/16/15	76-73	W	28-65	.431	7-19	.368	13-22	.591	20	24	44	43.8	14	7	9	6	5	76	78.0
at Mizzou	12-19-15	73-59	W	22-54	.407	5-16	.313	24-30	.800	15	26	41	43.5	17	10	9	4	4	73	77.5
UNCG	12/22/15	58-52	W	21-52	.404	3-11	.273	13-26	.500	11	27	38	43.1	13	7	11	8	3	58	75.9
NORTHEASTERN	12/29/15	72-66	W	28-60	.467	7-14	.500	9-14	.643	13	26	39	42.8	16	8	11	4	8	72	75.6
at Virginia Tech	01/02/16	68-73	Lot	21-65	.323	5-23	.217	21-33	.636	21	29	50	43.3	19	7	10	8	1	68	75.1
LOUISVILLE	1/7/16	72-77	L	22-61	.361	8-22	.364	20-31	.645	19	20	39	43.0	17	9	10	5	2	72	74.9
at Wake Forest	01/10/16	74-77	L	30-71	.423	8-25	.320	6-10	.600	14	26	40	42.8	23	18	10	3	4	74	74.8
FLORIDA STATE	1/13/16	78-85	L	24-64	.375	7-26	.269	23-32	.719	20	21	41	42.7	19	13	12	2	6	78	75.0
at North Carolina	01/16/16	55-67	L	22-55	.400	4-12	.333	7-10	.700	17	20	37	42.4	16	7	18	3	4	55	73.9
at Pittsburgh	1/19/16	78-61	W	28-58	.483	6-12	.500	16-20	.800	13	33	46	42.6	15	12	19	2	3	78	74.1
DUKE	1/23/16	78-88	L	31-60	.517	8-21	.381	8-13	.615	9	19	28	41.8	17	19	9	2	5	78	74.3
GEORGIA TECH	1/27/16	83-90	L	29-64	.453	6-14	.429	19-24	.792	10	25	35	41.5	24	11	10	4	4	83	74.7
MIAMI	1/30/16	85-69	W	27-53	.509	5-11	.455	26-31	.839	10	31	41	41.5	14	13	11	2	3	85	75.2
at Florida State	02/01/16	73-77	L	27-57	.474	8-20	.400	11-17	.647	7	21	28	40.9	14	13	10	3	5	73	75.1
at Duke	2/6/16	80-88	L	29-64	.453	7-14	.500	15-19	.789	13	25	38	40.8	25	13	11	2	5	80	75.3
WAKE FOREST	2/13/16	99-88	W	29-58	.500	8-20	.400	33-45	.733	11	27	38	40.7	18	9	9	5	3	99	76.2
at Virginia	02/15/16	53-73	L	19-47	.404	3-16	.188	12-18	.667	8	19	27	40.2	11	5	12	5	6	53	75.3
CLEMSON	2/20/16	77-74	W	28-60	.467	9-20	.450	12-16	.750	16	27	43	40.3	13	13	10	7	1	77	75.4
NORTH CAROLINA	2/24/16	68-80	L	24-65	.369	6-22	.273	14-17	.824	17	19	36	40.1	16	7	10	5	5	68	75.1



## 2015-16 Opponent Team Game-by-Game

Opponent	Date	Score		Total		3-Pointers		Free throws		Rebounds				pf	a	t/o	blk	stl	pts	avg
				fg-fga	pct	3fg-fga	pct	ft-fa	pct	off	def	tot	avg							
WILLIAM & MARY	11/13/15	68-85	L	31-60	.517	9-22	.409	14-19	.737	11	31	42	42.0	17	16	14	2	10	85	85.0
SOUTH ALABAMA	11/15/15	88-70	W	23-73	.315	9-26	.346	15-25	.600	18	24	42	42.0	24	9	10	2	5	70	77.5
IUPUI	11/18/15	79-56	W	20-60	.333	9-25	.360	7-11	.636	10	27	37	40.3	34	9	13	2	6	56	70.3
vs Arizona State	11/23/15	76-79	L	29-68	.426	6-23	.261	15-21	.714	18	29	47	42.0	27	10	12	0	5	79	72.5
vs LSU	11/24/15	83-72	Wot	28-77	.364	11-33	.333	5-10	.500	12	29	41	41.8	23	17	12	5	9	72	72.4
WINTHROP	11/27/15	87-79	W	24-61	.393	12-28	.429	19-23	.826	10	24	34	40.5	27	11	13	4	5	79	73.5
MICHIGAN	12/1/15	59-66	L	24-48	.500	7-20	.350	11-13	.846	2	30	32	39.3	20	15	11	2	3	66	72.4
BUCKNELL	12/5/15	99-86	W	32-62	.516	13-27	.481	9-15	.600	7	14	21	37.0	24	22	9	3	9	86	74.1
at USF	12/13/15	65-46	W	18-61	.295	2-12	.167	8-11	.727	16	25	41	37.4	19	6	14	6	5	46	71.0
HIGH POINT	12/16/15	76-73	W	26-60	.433	8-16	.500	13-14	.929	11	22	33	37.0	21	14	9	5	7	73	71.2
at Mizzou	12-19-15	73-59	W	22-51	.431	7-17	.412	8-19	.421	7	22	29	36.3	22	13	8	2	6	59	70.1
UNCG	12/22/15	58-52	W	21-60	.350	7-24	.292	3-7	.429	13	27	40	36.6	23	10	13	1	6	52	68.6
NORTHEASTERN	12/29/15	72-66	W	24-54	.444	11-24	.458	7-13	.538	6	22	28	35.9	18	13	13	4	10	66	68.4
at Virginia Tech	01/02/16	68-73	Lot	27-69	.391	5-18	.278	14-22	.636	16	25	41	36.3	24	3	4	7	2	73	68.7
LOUISVILLE	1/7/16	72-77	L	29-57	.509	7-13	.538	12-19	.632	12	24	36	36.3	23	10	11	4	5	77	69.3
at Wake Forest	01/10/16	74-77	L	25-58	.431	8-20	.400	19-28	.679	12	28	40	36.5	17	15	10	3	6	77	69.8
FLORIDA STATE	1/13/16	78-85	L	31-62	.500	9-17	.529	14-22	.636	14	26	40	36.7	22	10	13	8	6	85	70.6
at North Carolina	01/16/16	55-67	L	25-66	.379	5-20	.250	12-19	.632	21	17	38	36.8	15	17	9	7	8	67	70.4
at Pittsburgh	1/19/16	78-61	W	22-60	.367	5-17	.294	12-17	.706	10	20	30	36.4	20	16	14	6	10	61	69.9
DUKE	1/23/16	78-88	L	32-59	.542	10-25	.400	14-18	.778	10	21	31	36.2	15	16	9	3	4	88	70.8
GEORGIA TECH	1/27/16	83-90	L	28-66	.424	5-14	.357	29-34	.853	15	28	43	36.5	20	15	9	5	7	90	71.8
MIAMI	1/30/16	85-69	W	23-58	.397	8-26	.308	15-16	.938	4	19	23	35.9	25	14	8	3	5	69	71.6
at Florida State	02/01/16	73-77	L	30-57	.526	8-22	.364	9-15	.600	9	25	34	35.8	15	15	10	7	3	77	71.9
at Duke	2/6/16	80-88	L	25-51	.490	14-28	.500	24-32	.750	6	23	29	35.5	17	19	9	3	7	88	72.5
WAKE FOREST	2/13/16	99-88	W	31-66	.470	8-25	.320	18-27	.667	13	25	38	35.6	32	11	11	7	5	88	73.2
at Virginia	02/15/16	53-73	L	29-54	.537	10-18	.556	5-6	.833	6	21	27	35.3	14	21	10	1	6	73	73.2
CLEMSON	2/20/16	77-74	W	29-64	.453	7-27	.259	9-12	.750	10	20	30	35.1	16	16	1	6	6	74	73.2
NORTH CAROLINA	2/24/16	68-80	L	32-68	.471	4-15	.267	12-15	.800	17	26	43	35.4	18	16	8	5	6	80	73.4

## 2015-16 NC State Team Game Highs

POINTS	99	WAKE FOREST (2/13/16)
	99	BUCKNELL (12/5/15)
	88	SOUTH ALABAMA (11/15/15)
	87	WINTHROP (11/27/15)
	85	MIAMI (1/30/16)
FIELD GOALS MADE	31	DUKE (1/23/16)
	31	BUCKNELL (12/5/15)
FIELD GOAL ATTEMPTS	71	at Wake Forest (01/10/16)
	71	WILLIAM & MARY (11/13/15)
FIELD GOAL PERCENTAGE	.544 (31-57)	BUCKNELL (12/5/15)
	.517 (31-60)	DUKE (1/23/16)
3 PT FIELD GOALS MADE	9	CLEMSON (2/20/16)
	9	BUCKNELL (12/5/15)
3 PT FG ATTEMPTS	26	FLORIDA STATE (1/13/16)
	25	at Wake Forest (01/10/16)
3 PT FG PERCENTAGE	.529 (9-17)	BUCKNELL (12/5/15)
	.500 (7-14)	at Duke (2/6/16)
	.500 (7-14)	NORTHEASTERN (12/29/15)
	.500 (6-12)	at Pittsburgh (1/19/16)
FREE THROWS MADE	33	WAKE FOREST (2/13/16)
	28	BUCKNELL (12/5/15)
FREE THROW ATTEMPTS	45	WAKE FOREST (2/13/16)
	39	IUPUI (11/18/15)
FREE THROW PERCENTAGE	.839 (26-31)	MIAMI (1/30/16)
	.824 (14-17)	NORTH CAROLINA (2/24/16)
REBOUNDS	54	vs LSU (11/24/15)
	52	IUPUI (11/18/15)
ASSISTS	19	DUKE (1/23/16)
	18	at Wake Forest (01/10/16)
	18	vs LSU (11/24/15)
STEALS	8	NORTHEASTERN (12/29/15)
	8	WILLIAM & MARY (11/13/15)
BLOCKED SHOTS	8	at Virginia Tech (01/02/16)
	8	UNCG (12/22/15)
	8	IUPUI (11/18/15)
TURNOVERS	19	at Pittsburgh (1/19/16)
	18	at North Carolina (01/16/16)
FOULS	25	at Duke (2/6/16)
	24	GEORGIA TECH (1/27/16)



## 2015-16 Opponent Team Game Highs

POINTS	90	GEORGIA TECH (1/27/16)
	88	WAKE FOREST (2/13/16)
	88	at Duke (2/6/16)
	88	DUKE (1/23/16)
	86	BUCKNELL (12/5/15)
FIELD GOALS MADE	32	NORTH CAROLINA (2/24/16)
	32	DUKE (1/23/16)
	32	BUCKNELL (12/5/15)
FIELD GOAL ATTEMPTS	77	vs LSU (11/24/15)
	73	SOUTH ALABAMA (11/15/15)
FIELD GOAL PERCENTAGE	.542 (32-59)	DUKE (1/23/16)
	.537 (29-54)	at Virginia (02/15/16)
3 PT FIELD GOALS MADE	14	at Duke (2/6/16)
	13	BUCKNELL (12/5/15)
3 PT FG ATTEMPTS	33	vs LSU (11/24/15)
	28	at Duke (2/6/16)
	28	WINTHROP (11/27/15)
3 PT FG PERCENTAGE	.556 (10-18)	at Virginia (02/15/16)
	.538 (7-13)	LOUISVILLE (1/7/16)
FREE THROWS MADE	29	GEORGIA TECH (1/27/16)
	24	at Duke (2/6/16)
FREE THROW ATTEMPTS	34	GEORGIA TECH (1/27/16)
	32	at Duke (2/6/16)
FREE THROW PERCENTAGE	.938 (15-16)	MIAMI (1/30/16)
	.929 (13-14)	HIGH POINT (12/16/15)
REBOUNDS	47	vs Arizona State (11/23/15)
	43	NORTH CAROLINA (2/24/16)
	43	GEORGIA TECH (1/27/16)
ASSISTS	22	BUCKNELL (12/5/15)
	21	at Virginia (02/15/16)
STEALS	10	at Pittsburgh (1/19/16)
	10	NORTHEASTERN (12/29/15)
	10	WILLIAM & MARY (11/13/15)
BLOCKED SHOTS	8	FLORIDA STATE (1/13/16)
	7	WAKE FOREST (2/13/16)
	7	at Florida State (02/01/16)
	7	at North Carolina (01/16/16)
	7	at Virginia Tech (01/02/16)
TURNOVERS	14	at Pittsburgh (1/19/16)
	14	at USF (12/13/15)
	14	WILLIAM & MARY (11/13/15)
FOULS	34	IUPUI (11/18/15)
	32	WAKE FOREST (2/13/16)

## 2015-16 NC State Player Game Highs

Points	38	Barber, Anthony vs Wake Forest (2/13/16)
	37	Barber, Anthony vs Winthrop (11/27/15)
	36	Barber, Anthony vs Georgia Tech (1/27/16)
	33	Barber, Anthony at Mizzou (12-19-15)
	32	Barber, Anthony vs North Carolina (2/24/16)
Field Goals Made	13	Barber, Anthony vs Georgia Tech (1/27/16)
	12	Barber, Anthony vs North Carolina (2/24/16)
Field Goal Att.	27	Barber, Anthony vs Georgia Tech (1/27/16)
	26	Barber, Anthony vs North Carolina (2/24/16)
FG Pct (min 5 made)	.875 (7-8)	Any, BeeJay at USF (12/13/15)
	.750 (6-8)	Martin, Cody vs Duke (1/23/16)
3-Point FG Made	5	Martin, Caleb vs Bucknell (12/5/15)
	5	Martin, Caleb vs William & Mary (11/13/15)
3-Point FG Att.	13	Martin, Caleb at Virginia Tech (01/02/16)
	11	Rowan, Maverick at Wake Forest (01/10/16)
3-Pt FG Pct (min 2 made)	.750 (3-4)	Barber, Anthony vs Duke (1/23/16)
	.667 (4-6)	Martin, Caleb vs Miami (1/30/16)
	.667 (4-6)	Rowan, Maverick at Pittsburgh (1/19/16)
	.667 (4-6)	Martin, Caleb vs South Alabama (11/15/15)
	.667 (2-3)	Martin, Caleb vs Northeastern (12/29/15)
	.667 (2-3)	Rowan, Maverick at Mizzou (12-19-15)
Free Throws Made	19	Barber, Anthony vs Winthrop (11/27/15)
	17	Barber, Anthony vs Wake Forest (2/13/16)
Free Throw Att.	22	Barber, Anthony vs Winthrop (11/27/15)
	20	Barber, Anthony vs Wake Forest (2/13/16)
FT Pct (min 3 made)	1.000 (14-14)	Barber, Anthony at Pittsburgh (1/19/16)
	1.000 (12-12)	Barber, Anthony vs LSU (11/24/15)
	1.000 (10-10)	Barber, Anthony vs Miami (1/30/16)
	1.000 (8-8)	Barber, Anthony vs Georgia Tech (1/27/16)
	1.000 (7-7)	Barber, Anthony vs North Carolina (2/24/16)
	1.000 (6-6)	Martin, Caleb vs Michigan (12/1/15)
	1.000 (5-5)	Abu, Abdul-Malik vs Miami (1/30/16)
	1.000 (5-5)	Rowan, Maverick vs Duke (1/23/16)
	1.000 (5-5)	Barber, Anthony vs Louisville (1/7/16)
	1.000 (5-5)	Abu, Abdul-Malik at Mizzou (12-19-15)
	1.000 (4-4)	Martin, Cody vs Bucknell (12/5/15)
	1.000 (4-4)	Barber, Anthony vs Michigan (12/1/15)
	1.000 (4-4)	Martin, Caleb vs Winthrop (11/27/15)
	1.000 (3-3)	Abu, Abdul-Malik vs North Carolina (2/24/16)
	1.000 (3-3)	Rowan, Maverick vs Louisville (1/7/16)
	1.000 (3-3)	Martin, Caleb at Virginia Tech (01/02/16)
	1.000 (3-3)	Rowan, Maverick vs William & Mary (11/13/15)
Rebounds	17	Abu, Abdul-Malik at Duke (2/6/16)
	16	Abu, Abdul-Malik vs Clemson (2/20/16)
Assists	8	Barber, Anthony at Pittsburgh (1/19/16)
	8	Barber, Anthony vs Winthrop (11/27/15)
	8	Barber, Anthony vs Arizona State (11/23/15)
	8	Barber, Anthony vs South Alabama (11/15/15)
Steals	4	Martin, Cody vs LSU (11/24/15)
	4	Martin, Caleb vs William & Mary (11/13/15)
Blocked Shots	5	Any, BeeJay at Virginia Tech (01/02/16)
	5	Any, BeeJay at USF (12/13/15)



## 2015-16 Opponent Player Game Highs

Points	38	Gavin, Jimmy vs Winthrop (11/27/15)
	33	Blossomgame,Jaron vs Clemson (2/20/16)
	29	Hass, Chris vs Bucknell (12/5/15)
	28	Grayson Allen at Duke (2/6/16)
	28	Grayson Allen vs Duke (1/23/16)
Field Goals Made	12	Blossomgame,Jaron vs Clemson (2/20/16)
	11	Grayson Allen vs Duke (1/23/16)
Field Goal Att.	22	Blossomgame,Jaron vs Clemson (2/20/16)
	21	Jalen Hudson at Virginia Tech (01/02/16)
FG Pct (min 5 made)	.750 (6-8)	Djitte,Sidy vs Clemson (2/20/16)
	.750 (6-8)	Spalding, Ray vs Louisville (1/7/16)
	.750 (6-8)	Robinson, Duncan vs Michigan (12/1/15)
3-Point FG Made	7	Hass, Chris vs Bucknell (12/5/15)
	7	Gavin, Jimmy vs Winthrop (11/27/15)
3-Point FG Att.	14	Hass, Chris vs Bucknell (12/5/15)
	12	Gavin, Jimmy vs Winthrop (11/27/15)
3-Pt FG Pct (min 2 made)	1.000 (4-4)	Bookert, Devon vs Florida State (1/13/16)
	1.000 (2-2)	Watson,Rondale vs Wake Forest (2/13/16)
	1.000 (2-2)	Brown, John vs South Alabama (11/15/15)
	1.000 (2-2)	Burchfield, Connor vs William & Mary (11/13/15)
Free Throws Made	12	Grayson Allen at Duke (2/6/16)
	11	Gavin, Jimmy vs Winthrop (11/27/15)
Free Throw Att.	12	Grayson Allen at Duke (2/6/16)
	12	Gavin, Jimmy vs Winthrop (11/27/15)
FT Pct (min 3 made)	1.000 (12-12)	Grayson Allen at Duke (2/6/16)
	1.000 (9-9)	Georges-Hunt, Marcus vs Georgia Tech (1/27/16)
	1.000 (6-6)	Beasley, Malik at Florida State (02/01/16)
	1.000 (6-6)	McClellan,Sheldon vs Miami (1/30/16)
	1.000 (6-6)	Smith, Adam vs Georgia Tech (1/27/16)
	1.000 (5-5)	Berry II, Joel vs North Carolina (2/24/16)
	1.000 (5-5)	Grayson Allen vs Duke (1/23/16)
	1.000 (4-4)	Reed,Davon vs Miami (1/30/16)
	1.000 (4-4)	Heath, Josh vs Georgia Tech (1/27/16)
	1.000 (4-4)	Jacobs, Nick vs Georgia Tech (1/27/16)
	1.000 (4-4)	Bryant Crawford at Wake Forest (01/10/16)
	1.000 (4-4)	Lewis, Trey vs Louisville (1/7/16)
	1.000 (4-4)	Mcintyre, Haiishen vs High Point (12/16/15)
	1.000 (4-4)	Johnson, Keon vs Winthrop (11/27/15)
	1.000 (3-3)	Lindauer, Anthony vs High Point (12/16/15)
Rebounds	21	Thomas,Devin vs Wake Forest (2/13/16)
	16	GOODMAN, Savon vs Arizona State (11/23/15)
Assists	10	SIMMONS, Ben vs LSU (11/24/15)
	7	Grantham,Donte vs Clemson (2/20/16)
	7	Grayson Allen vs Duke (1/23/16)
	7	Rathan-Mayes, Xavier vs Florida State (1/13/16)
	7	LeVert, Caris vs Michigan (12/1/15)
Steals	5	Tarpey, Terry vs William & Mary (11/13/15)
	4	Newton,Ja'Quan vs Miami (1/30/16)
Blocked Shots	4	Nnoko,Landry vs Clemson (2/20/16)
	4	Brown, John vs High Point (12/16/15)
	4	Okeke, Duby vs Winthrop (11/27/15)



# #0 Abdul-Malik Abu

F | 6-8 | 240 | So.

Boston, Mass. | Kimball Union Academy

\* Has 14 career double-doubles

\* No. 32 recruit by ESPN, 45 by Rivals in 2014 class

\* Devout Muslim who observes Ramadan and prays multiple times daily

\* Committed in Sept. 2013 after visiting mosque in Raleigh

**2015-16 HIGHLIGHTS:** Third on team with 12.6 ppg ... Has 11 double-doubles in last 19 games ... Leads team with 44 dunks ... Had double-double (15 pts, 12 rebs) in win over LSU (Nov. 24) ... Grabbed 14 rebounds at USF (Dec. 13) ... Had double-double (13 pts, 11 rebs) at Missouri (Dec. 19) ... Posted double-double of 11 points, 11 rebounds vs. UNCG (Dec. 22) ... Scored 15 points with 12 rebounds vs. Louisville (Jan. 7) ... Had 21 points and career-high 6 assists vs. Florida State (Jan. 13) ... Tied career best with 14 rebounds at UNC (Jan. 16) ... Totaled 16 points and 10 rebounds at Pittsburgh (Jan. 19) ... Set new career high with 22 points vs. Georgia Tech (Jan. 27) ... Grabbed career-best 17 rebounds with 16 points at Duke (Feb. 6) ... Totaled 17 points and 16 rebounds vs. Clemson (Feb. 20).

**2014-15 HIGHLIGHTS:** Averaged 6.4 points and 4.8 rebounds per game ... Ranked second on the team with 35 dunks ... Averaged 9.4 points per game in postseason ... Totaled 13 points and 12 rebounds in NCAA win over Villanova (March 21).

**BEFORE STATE:** No. 32 recruit nationally in ESPN 100, 45th by Rivals and the No. 11 power forward and four-star recruit by Scout.com ... Named 2014 NEPSAC Player of the Year and was a NEPSAC all-star pick ... Averaged 24.5 points and 10.5 rebounds during his final season ... Also played one season of varsity tennis and was girl's lacrosse manager for two years at Kimball ... Named 2013 EYBL MVP.

Opponent	FG	3FG	FT	O-D-Reb	PF	Pts	Ast	TO	Blk	Stl	Min
William & Mary (11/13)	* 8-16	0-0	1-2	3-3-6	3	17	4	1	0	1	30
South Alabama (11/15)	* 5-9	0-0	4-7	3-3-6	4	14	2	2	0	0	20
IUPUI (11/18)	* 4-9	0-0	6-11	3-6-9	1	14	1	2	2	0	31
vs. Arizona State (11/23)	* 5-10	0-0	0-0	2-1-3	4	10	2	1	1	0	24
vs. LSU (11/24)	* 6-14	0-0	3-6	3-9-12	1	15	1	1	0	0	29
Winthrop (11/27)	* 1-4	0-0	0-2	0-3-3	2	2	2	2	0	1	14
Michigan (12/1)	* 0-6	0-0	2-2	0-1-1	1	2	0	0	0	0	13
Bucknell (12/5)	* 3-5	0-0	5-7	2-7-9	1	11	0	2	0	1	24
at South Florida (12/13)	* 5-13	0-0	1-2	9-5-14	3	11	1	1	0	1	29
High Point (12/16)	* 5-8	0-0	3-4	5-4-9	2	13	0	3	2	1	23
at Missouri (12/19)	* 4-8	0-0	5-5	3-8-11	3	13	0	1	1	0	33
UNCG (12/22)	* 4-8	0-0	3-8	2-9-11	3	11	0	1	2	0	33
Northeastern (12/29)	* 4-13	0-0	2-2	7-5-12	2	10	0	0	0	1	23
at Virginia Tech (1/2)	* 3-7	0-0	2-4	1-7-8	3	8	2	0	0	0	25
Louisville (1/7)	* 5-10	0-0	5-8	5-7-12	1	15	0	2	1	0	33
at Wake Forest (1/10)	* 5-9	0-0	1-1	1-1-2	4	11	0	2	0	0	14
Florida State (1/13)	* 6-12	0-0	9-11	7-6-13	1	21	6	2	0	0	37
at UNC (1/16)	* 5-14	0-0	2-2	8-6-14	5	12	3	2	0	0	27
at Pittsburgh (1/19)	* 7-13	0-0	2-4	2-8-10	3	16	0	3	1	0	34
Duke (1/23)	* 6-9	0-0	2-6	1-4-5	4	14	2	2	1	1	28
Georgia Tech (1/27)	* 9-18	0-0	4-6	6-5-11	3	22	1	6	0	0	37
Miami (1/30)	* 7-12	0-0	5-5	1-6-7	1	19	0	1	0	0	36
at Florida St. (2/1)	* 5-8	0-0	2-2	1-4-5	3	12	1	1	1	0	25
at Duke (2/6)	* 7-18	0-0	2-4	8-9-17	2	16	3	2	0	1	31
Wake Forest (2/13)	* 4-10	0-0	3-7	3-3-6	4	11	0	1	4	0	27
at Virginia (2/15)	* 0-0	0-0	1-2	0-2-2	4	1	1	3	0	1	22
Clemson (2/20)	* 7-12	0-0	3-4	8-8-16	3	17	1	1	3	0	33
UNC (2/24)	* 6-12	0-0	3-3	5-1-6	3	15	1	1	1	1	32
at Syracuse (2/27)											
Boston Coll. (3/2)											
at Notre Dame (3/5)											

## Career/Season Highs

### Minutes

Career: 37 (2x), last vs. Georgia Tech (1/27/16)  
2015-16: Same

### Points

Career: 22, vs. Georgia Tech (1/27/16)  
2015-16: Same

### Rebounds

Career: 17, at Duke (2/6/16)  
2015-16: Same

### Assists

Career: 6, vs. Florida State (1/13/16)  
2015-16: Same

### Field Goals Made

Career: 9 (2x), last vs. Georgia Tech (1/27/16)  
2015-16: Same

### Field Goal Attempts

Career: 18 (2x), last at Duke (2/6/16)  
2015-16: Same

### 3-point Field Goals

Career: 1, vs. West Virginia (12/20/14)  
2015-16: 0

### 3-point Attempts

Career: 1 (5x), last vs. Syracuse (3/7/15)  
2015-16: 0

### Free Throws Made

Career: 9, vs. Florida State (1/13/16)  
2015-16: Same

### Free Throw Attempts

Career: 11 (2x), last vs. Florida State (1/13/16)  
2015-16: Same

### Steals

Career: 1 (15x), last vs. North Carolina (2/24/16)  
2015-16: 1 (9x), last vs. North Carolina (2/24/16)

### Blocks

Career: 4, vs. Wake Forest (2/13/16)  
2015-16: Same

## NC State When Abu...

	Season	Career
Double-Figure Scoring	13-11	17-15
Double-Figure Rebounds	7-5	9-6
Double-Double	7-5	8-6
Leads NCSU in Points	0-1	0-1
Leads NCSU in Rebs	9-7	13-10
20+ Point Games	0-2	0-2
30+ Point Games	0-0	0-0

## ABU CAREER STATS

Year	GP-GS	Min	Avg	FG-FGA	Pct	3FG-FGA	Pct	FT-FTA	Pct	Off-Def	Tot-Avg	PF-FO	A	TO	Blk	Stl	Pts	Avg
2014-15	36-22	686	19.1	87-186	.468	1-5	.200	54-96	.563	68-104	172-4.8	79-3	22	35	18	6	229	6.4
2015-16	28-28	767	27.4	136-287	.474	0-0	.000	81-127	.638	99-141	240-8.6	74-1	34	46	20	10	353	12.6
TOTALS	64-50	1453	22.7	223-473	.471	1-5	.200	135-223	.605	167-245	412-6.4	153-4	56	81	38	16	582	9.1





# #1 Lennard Freeman

F | 6-9 | 250 | Jr.  
Washington, D.C. | Oak Hill Academy (Va.)

- \* Had 14-inch rod inserted into his shin during the spring
- \* Will see limited minutes due to stress reaction in lower right leg
- \* Pack is 11-0 when he grabs 10 rebounds or more
- \* Pack was 11-1 when he played 24+ minutes last season

**2015-16 HIGHLIGHTS:** Team is 5-2 when he grabs 8+ rebounds ... Grabbed 13 rebounds in win over South Alabama (Nov. 15) ... Had 9 points and team-best 10 rebounds vs. Winthrop (Nov. 27) ... Posted double-double of 10 points, 13 rebounds vs. Bucknell (Dec. 5) ... Scored 7 points in 27 minutes vs. NU (12/29/15) ... Set career high with 14 rebounds at Pittsburgh (Jan. 19) ... Had career-high 6 assists vs. Duke (Jan.23).

**2014-15 HIGHLIGHTS:** Led team and ranked 21st in ACC with 5.6 rebounds per game ... Tied career high with 13 rebounds with nine points vs. Hofstra (Nov. 17) ... Had second career double-double with 10 points and 12 rebounds vs. Jacksonville (Nov. 20) ... Pulled in 11 rebounds vs. Wake Forest (Dec. 6) ... Was key figure in NCAA win, posting double-double of 11 points and 12 rebounds in victory over Villanova (March 21).

**2013-14 HIGHLIGHTS:** Averaged 4.0 points and 5.7 rebounds per game ... Stood second on team with 127 defensive rebounds ... Posted first career double-double with 10 points and 10 rebounds against Northwestern (Dec. 4) ... Recorded a career-high 13 rebounds against Long Beach St. (Dec. 7) ... Finished with a career-high 13 points on 5-of-6 shooting against Duke in ACC semifinal (March 15) ... Grabbed 9 rebounds in 36 minutes vs. Saint Louis in NCAA Second Round (March 20).

Opponent	FG	3FG	FT	O-D-Reb	PF	Pts	Ast	TO	Blk	Stl	Min
William & Mary (11/13)	* 0-0	0-0	0-0	1-3-4	1	0	1	0	0	0	13
South Alabama (11/15)	* 2-5	0-0	1-2	2-11-13	4	5	1	3	0	0	29
IUPUI (11/18)	* 3-3	0-0	1-3	3-3-6	2	7	0	2	1	0	22
vs. Arizona State (11/23)	* 1-3	0-0	1-2	3-2-5	3	3	2	0	0	0	29
vs. LSU (11/24)	* 1-2	0-0	2-2	3-1-4	3	4	1	2	0	0	19
Winthrop (11/27)	* 4-7	0-0	1-4	3-7-10	2	9	1	0	0	0	31
Michigan (12/1)	* 0-3	0-0	0-0	4-2-6	1	0	1	0	0	1	20
Bucknell (12/5)	3-6	0-0	4-6	5-8-13	0	10	2	2	0	2	29
at South Florida (12/13)	2-3	0-0	1-2	5-3-8	1	5	1	0	0	1	25
High Point (12/16)	2-3	0-0	0-0	2-3-5	4	4	0	1	0	0	12
at Missouri (12/19)	0-1	0-0	1-2	2-4-6	2	1	0	0	0	1	24
UNCG (12/22)	1-2	0-0	1-2	2-2-4	1	3	0	1	1	0	15
Northeastern (12/29)	3-4	0-0	1-2	1-3-4	1	7	0	2	0	3	27
at Virginia Tech (1/2)	2-4	0-0	2-3	3-3-6	5	6	2	1	1	0	31
Louisville (1/7)	0-1	0-0	2-4	3-3-6	3	2	0	1	1	0	24
at Wake Forest (1/10)	* 2-3	0-0	2-3	4-4-8	2	6	1	2	0	1	24
Florida State (1/13)	1-3	0-0	2-2	4-4-8	3	4	1	2	0	1	17
at UNC (1/16)	1-1	0-0	1-2	1-1-2	0	3	0	1	0	0	21
at Pittsburgh (1/19)	2-4	0-0	0-1	5-9-14	3	4	0	0	0	0	28
Duke (1/23)	1-3	0-0	0-0	2-5-7	3	2	6	0	0	0	26
Georgia Tech (1/27)	* 0-0	0-0	0-0	0-3-3	4	0	0	0	0	0	24
Miami (1/30)	* 2-3	0-0	0-0	1-3-4	1	4	2	0	1	1	21
at Florida St. (2/1)	* 0-2	0-0	0-0	1-2-3	0	0	1	1	0	0	10
at Duke (2/6)	* 0-0	0-0	0-0	0-0-0	1	0	3	0	0	0	11
Wake Forest (2/13)	* 1-2	0-0	0-0	1-4-5	4	2	1	2	0	0	18
at Virginia (2/15)	* 4-5	0-0	1-2	1-1-2	1	9	0	0	1	0	25
Clemson (2/20)	* 0-0	0-0	1-2	0-1-1	1	1	1	1	0	0	13
UNC (2/24)	* 0-0	0-0	0-1	0-1-1	1	0	0	0	1	0	15
at Syracuse (2/27)											
Boston Coll. (3/2)											
at Notre Dame (3/5)											

## Career/Season Highs

<b>Minutes</b>
Career: 37, vs. Long Beach St. (12/7/13)
2015-16: 31 (2x), last at Virginia Tech (1/2/16)
<b>Points</b>
Career: 13, vs. Duke (3/14/14)
2015-16: 10, vs. Bucknell (12/5/15)
<b>Rebounds</b>
Career: 14, at Pittsburgh (1/19/16)
2015-16: Same
<b>Assists</b>
Career: 6, vs. Duke (1/23/16)
2015-16: Same
<b>Field Goals Made</b>
Career: 5 (3x), last vs. Villanova (3/21/15)
2015-16: 4 (2x), last at Virginia (2/15/16)
<b>Field Goal Attempts</b>
Career: 10, vs. Jacksonville (11/20/14)
2015-16: 7, vs. Winthrop (11/27/15)
<b>3-point Field Goals Made</b>
Career: 0
2015-16: 0
<b>3-point Attempts</b>
Career: 0
2015-16: 0
<b>Free Throws Made</b>
Career: 4 (3x), last vs. Bucknell (12/5/15)
2015-16: 4, vs. Bucknell (12/5/15)
<b>Free Throw Attempts</b>
Career: 8, vs. Wake Forest (12/6/14)
2015-16: 6, vs. Bucknell (12/5/15)
<b>Steals</b>
Career: 3, vs. Northeastern (12/29/15)
2015-16: Same
<b>Blocks</b>
Career: 2 (2x), last vs. Villanova (3/21/15)
2015-16: 1 (5x), last at Virginia (2/15/16)

## NC State When Freeman...

	Season	Career
Double-Figure Scoring	1-0	5-1
Double-Figure Rebounds	4-0	12-0
Double-Double	1-0	4-0
Leads NCSU in Points	0-0	0-0
Leads NCSU in Rebs	4-0	18-3
15+ Point Games	0-0	0-0
8+ Rebound Games	5-2	21-5

## FREEMAN CAREER STATS

Year	GP-GS	Min	Avg	FG-FGA	Pct	3FG-FGA	Pct	FT-FTA	Pct	Off-Def	Tot-Avg	PF-FO	A	TO	Blk	Stl	Pts	Avg
2013-14	35-11	811	23.2	55-107	.514	0-0	.000	31-69	.449	72-127	199-5.7	61-1	21	17	9	16	141	4.0
2014-15	35-21	681	19.5	51-114	.447	0-0	.000	24-48	.500	70-127	197-5.6	63-1	19	23	7	9	126	3.6
2015-16	28-15	603	21.5	38-73	.521	0-0	.000	25-47	.532	62-96	158-5.6	57-1	28	24	7	11	101	3.6
Totals	98-47	2095	21.4	144-294	.490	0-0	.000	80-164	.488	204-350	554-5.7	181-3	68	64	23	36	368	3.8



## #3 Terry Henderson

G | 6-5 | 195 | R-Jr.

Raleigh, N.C. | Neuse Christian (West Va.)

- \* Injured his ankle after 7 minutes of play in season opener
- \* Averaged 9.8 ppg in 2 seasons at West Virginia
- \* Shot .387 (89-230) from 3-pt range at WVU
- \* Explosive athlete, with 42-inch approach vertical leap
- \* Was an AAU teammate of TJ Warren for Garner Road team

\* Expected to miss another month with torn ligaments in right ankle

**Before State:** Played two seasons at West Virginia, appearing in 58 games and starting 28 times ... Averaged 9.8 points and 2.7 rebounds while playing 23.4 minutes per game ... Made 89 treys in two seasons and shot .816 at the free throw line.

**2013-14 - Sophomore Season:** Played in 28 games, starting 17 contests ... Averaged 11.7 points and 2.9 rebounds per game ... Scored in double figures 18 times.

**2012-13 - Freshman Season:** Played in 30 games, starting 11 times ... Averaged 8.0 points and 2.4 rebounds per game ... Ranked second on the team with 42 made 3-pointers.

Opponent	FG	3FG	FT	O-D-Reb	PF	Pts	Ast	TO	Blk	Stl	Min
William & Mary (11/13) *	0-3	0-1	0-0	1-0-1	1	0	0	1	0	0	7
South Alabama (11/15)					--DNP--						
IUPUI (11/18)					--DNP--						
vs. Arizona State (11/23)					--DNP--						
vs. LSU (11/24)					--DNP--						
Winthrop (11/27)					--DNP--						
Michigan (12/1)					--DNP--						
Bucknell (12/5)					--DNP--						
at South Florida (12/13)					--DNP--						
High Point (12/16)					--DNP--						
at Missouri (12/19)					--DNP--						
UNCG (12/22)					--DNP--						
Northeastern (12/29)					--DNP--						
at Virginia Tech (1/2)					--DNP--						
Louisville (1/7)					--DNP--						
at Wake Forest (1/10)					--DNP--						
Florida State (1/13)					--DNP--						
at UNC (1/16)					--DNP--						
at Pittsburgh (1/19)					--DNP--						
Duke (1/23)					--DNP--						
Georgia Tech (1/27)					--DNP--						
Miami (1/30)					--DNP--						
at Florida St. (2/1)					--DNP--						
at Duke (2/6)					--DNP--						
Wake Forest (2/13)					--DNP--						
at Virginia (2/15)					--DNP--						
Clemson (2/20)					--DNP--						
UNC (2/24)					--DNP--						
at Syracuse (2/27)											
Boston Coll. (3/2)											
at Notre Dame (3/5)											

### Career/Season Highs

#### Minutes

Career: 44, vs. Oklahoma (2/5/14)  
2015-16: 7, vs. William & Mary (11/13/15)

#### Points

Career: 28, vs. Texas Tech (1/6/14)  
2015-16: 0

#### Rebounds

Career: 7 (2x), last vs. TCU (1/4/14)  
2015-16: 1, vs. William & Mary (11/13/15)

#### Assists

Career: 4 (2x), last at Oklahoma State (1/25/14)  
2015-16: 0

#### Field Goals Made

Career: 10, vs. Texas Tech (1/6/14)  
2015-16: 0

#### Field Goal Attempts

Career: 17, vs. Texas (1/13/14)  
2015-16: 3, vs. William & Mary (11/13/15)

#### 3-point Field Goals Made

Career: 6 (2x), last at Kansas (3/2/13)  
2015-16: 0

#### 3-point Attempts

Career: 11, vs. Oklahoma (1/5/13)  
2015-16: 1, vs. William & Mary (11/13/15)

#### Free Throws Made

Career: 6 (3x), last at Oklahoma State (1/25/14)  
2015-16: 0

#### Free Throw Attempts

Career: 8, at Oklahoma State (1/25/14)  
2015-16: 0

#### Steals

Career: 3 (2x), last vs. William & Mary (12/29/13)  
2015-16: 0

#### Blocks

Career: 3, vs. Oklahoma State (1/11/14)  
2015-16: 0

### NC State When Henderson...

	Season	Career
Double-Figure Scoring	0-0	0-0
Double-Figure Rebounds	0-0	0-0
Double-Double	0-0	0-0
Leads NCSU in Points	0-0	0-0
Leads NCSU in Rebs	0-0	0-0
20+ Point Games	0-0	0-0
30+ Point Games	0-0	0-0

### HENDERSON CAREER STATS

Year	GP-GS	Min	Avg	FG-FGA	Pct	3FG-FGA	Pct	FT-FTA	Pct	Off-Def	Tot-Avg	PF-FO	A	TO	Blk	Stl	Pts	Avg
2012-13 (at WVU)	30-11	604	20.1	80-183	.437	42-105	.400	37-48	.771	34-39	73-2.4	33-0	25	27	6	17	239	8.0
2013-14 (at WVU)	28-17	756	27.0	112-255	.439	47-125	.376	56-66	.848	32-49	81-2.9	39-1	31	30	16	21	327	11.7
2015-16	1-1	7	7.0	0-3	.000	0-1	.000	0-0	.000	1-0	1-1.0	1-0	1	0	0	0	0	0.0
<b>TOTALS</b>	<b>59-29</b>	<b>1367</b>	<b>23.2</b>	<b>192-441</b>	<b>.435</b>	<b>89-231</b>	<b>.386</b>	<b>93-114</b>	<b>.816</b>	<b>67-88</b>	<b>155-2.7</b>	<b>73-1</b>	<b>57</b>	<b>57</b>	<b>22</b>	<b>38</b>	<b>566</b>	<b>9.7</b>



## #12 Anthony 'Cat' Barber

G | 6-2 | 190 | Jr.

Newport News, Va. | Hampton

- \* ACC Player of the Week (Nov. 30, Dec. 21, Feb. 1)
- \* Leading ACC in scoring, 4th in assists
- \* Owns 8 games this year with 30+ points
- \* 6th In The Nation In Scoring (23.5 ppg)
- \* 2013 McDonald's All-American
- \* Given nickname by his sister

\* NC State Career Rankings: Scoring (22nd), Assists (9th)

\* ACC Ranks: 1st in Scoring, 1st in Minutes, 1st in FTs Made, 4th in Assists

\* 6th Nationally In Scoring (2nd among Power 5 players)

**2015-16 HIGHLIGHTS:** Leading scorer in ACC, 4th in assists ... 2nd Team Preseason All-ACC ... Thrice voted ACC Player of the Week (Nov. 30, Dec. 21, Feb. 1) ... Legends Classic All-Tournament Team ... Shooting 87.0% at the foul line ... Had near triple-double (17 points, 12 rebounds, 8 assists) vs. South Alabama (Nov. 15) ... Scored 26 points and made buzzer-beating 3-pointer at buzzer vs. High Point (Dec. 16) ... Scored 33 points at Missouri (Dec. 19) ... Scored 27 of team's 58 points vs. UNCG (Dec. 22) ... Scored 29 vs. Northeastern (Dec. 29) ... Scored 26 points at Wake Forest (Jan. 10) ... Made all 14 of his foul shots in 31-point effort at Pittsburgh (Jan. 19) ... Scored 36 points vs. Georgia Tech (Jan. 27) ... Scored 31 points at Florida State (Feb. 1) ... Had 26 points and 6 assists at Duke (Feb. 6) ... Tallied career-best 38 points vs. Wake Forest (Feb. 13) ... Scored 32 points (13 in first 5 minutes) against UNC (Feb. 24).

**2014-15 HIGHLIGHTS:** Averaged 12.1 points and team-best 3.7 assists while shooting .380 from 3-point range ... In the last 14 games of the season, averaged 15.3 points, 4.0 assists and shot .431 from 3-point range ... Exploded for 28 points with 4 assists, 4 rebounds and 4 treys at Wake Forest (Feb. 3) ... Scored 21 points in win over Louisville, causing Rick Pitino to say he 'dominated the game' (Feb. 14) ... Poured in 34 points and made all 12 of his foul shots in win over Pittsburgh (March 11).

**BEFORE STATE:** One of top players in 2013 class, appearing on the rankings board published by ESPN (11), Scout.com (9) and Rivals.com (9) ... Totaled 11 points and 4 assists in the 2013 McDonald's All-American Game.

Opponent	FG	3FG	FT	O-D-Reb	PF	Pts	Ast	TO	Blk	Stl	Min
William & Mary (11/13)	* 4-16	0-3	3-4	3-2-5	2	11	6	1	0	1	40
South Alabama (11/15)	* 3-11	0-1	11-12	2-10-12	3	17	8	5	0	1	39
IUPUI (11/18)	* 5-16	0-1	9-11	0-4-4	3	19	3	2	1	0	37
vs. Arizona St. (11/23)	* 5-13	0-2	12-14	0-6-6	4	22	8	2	0	0	37
vs. LSU (11/24)	* 4-12	0-0	12-12	0-7-7	0	20	7	1	0	1	43
Winthrop (11/27)	* 9-19	0-0	19-22	1-3-4	2	37	8	3	0	0	39
Michigan (12/1)	* 6-13	0-1	4-4	1-2-3	5	16	4	1	0	0	36
Bucknell (12/5)	* 8-17	0-1	8-10	0-1-1	4	24	2	2	0	0	29
at South Florida (12/13)	* 6-20	1-5	6-8	2-5-7	0	19	6	3	0	1	40-
High Point (12/16)	* 10-22	3-5	3-4	1-4-5	2	26	6	0	0	0	40
at Missouri (12/19)	* 9-15	2-4	13-15	1-6-7	2	33	4	3	0	0	39
UNCG (12/22)	* 10-18	2-5	5-7	0-2-2	1	27	2	1	0	2	40
Northeastern (12/29)	* 11-20	1-3	6-8	2-3-5	2	29	3	2	0	0	40
at Virginia Tech (1/2)	* 7-21	2-6	5-6	0-7-7	2	21	2	3	0	0	45
Louisville (1/7)	* 7-22	1-7	5-5	0-3-3	2	20	4	1	0	1	39
at Wake Forest (1/10)	* 10-22	4-8	2-4	0-3-3	4	26	7	2	0	1	40
Florida State (1/13)	* 6-14	2-5	2-2	0-3-3	4	16	3	2	0	1	34
at UNC (1/16)	* 4-11	1-2	0-0	0-3-3	1	9	1	5	0	0	35
at Pittsburgh (1/19)	* 8-18	1-2	14-14	0-7-7	2	31	8	8	0	1	38
Duke (1/23)	* 8-14	3-4	0-0	0-0-0	1	19	1	2	0	3	39
Georgia Tech (1/27)	* 13-27	2-5	8-8	0-4-4	4	36	5	0	0	2	40
Miami (1/30)	* 10-18	0-2	10-10	0-3-3	1	30	4	4	0	0	40
at Florida St. (2/1)	* 10-17	3-5	8-10	1-3-4	3	31	4	2	0	0	40
at Duke (2/6)	* 8-14	3-5	7-8	1-3-4	4	26	6	3	1	0	40-
Wake Forest (2/13)	* 10-20	1-4	17-20	0-5-5	1	38	3	3	0	0	40
at Virginia (2/15)	* 4-11	1-3	5-6	1-4-5	2	14	2	5	0	1	40
Clemson (2/20)	* 1-12	0-3	6-7	0-3-3	0	8	5	3	0	0	37
UNC (2/24)	* 12-26	1-5	7-7	0-6-6	1	32	3	4	0	1	39
at Syracuse (2/27)											
Boston Coll. (3/2)											
at Notre Dame (3/5)											

### BARBER CAREER STATS

Year	GP-GS	Min	Avg	FG-FGA	Pct	3FG-FGA	Pct	FT-FTA	Pct	Off-Def	Tot-Avg	PF-FO	A	TO	Blk	Stl	Pts	Avg
2013-14	36-18	871	24.2	108-269	.401	12-46	.261	78-112	.696	14-58	72-2.0	59-0	126	62	1	21	306	8.5
2014-15	35-33	1108	31.7	144-328	.439	27-71	.380	110-150	.733	30-86	116-3.3	68-0	130	73	0	28	425	12.1
2015-16	28-28	1085	38.8	208-479	.434	34-97	.351	207-238	.870	16-112	128-4.6	62-1	125	73	2	17	657	23.5
<b>TOTALS</b>	<b>99-79</b>	<b>3064</b>	<b>30.9</b>	<b>460-1076</b>	<b>.428</b>	<b>73-214</b>	<b>.341</b>	<b>395-500</b>	<b>.790</b>	<b>60-256</b>	<b>316-3.2</b>	<b>189-1</b>	<b>381</b>	<b>208</b>	<b>3</b>	<b>66</b>	<b>1388</b>	<b>14.0</b>

### Career/Season Highs

#### Minutes

Career: 45 (2x), last at Virginia Tech (1/2/16)  
2015-16: 45, at Virginia Tech (1/2/16)

#### Points

Career: 38, vs. Wake Forest (2/13/16)  
2015-16: Same

#### Rebounds

Career: 12, vs. South Alabama (11/15/15)  
2015-16: Same

#### Assists

Career: 8 (5x), last vs. Winthrop (11/27/15)  
2015-16: 8 (3x), last vs. Winthrop (11/27/15)

#### Field Goals Made

Career: 13, vs. Georgia Tech (1/27/16)  
2015-16: Same

#### Field Goal Attempts

Career: 27, vs. Georgia Tech (1/27/16)  
2015-16: Same

#### 3-point Field Goals Made

Career: 4 (4x), last at Wake Forest (1/10/16)  
2015-16: 4, at Wake Forest (1/10/16)

#### 3-point Attempts

Career: 8 (2x), last at Wake Forest (1/10/16)  
2015-16: 7, vs. Louisville (1/7/16)

#### Free Throws Made

Career: 19, vs. Winthrop (11/27/15)  
2015-16: Same

#### Free Throw Attempts

Career: 22, vs. Winthrop (11/27/15)  
2015-16: Same

#### Steals

Career: 3 (3x), last vs. Duke (1/23/16)  
2015-16: 3, vs. Duke (1/23/16)

#### Blocks

Career: 1 (2x), last vs. IUPUI (11/18/15)  
2015-16: 1, vs. IUPUI (11/18/15)

### NC State When Barber...

	Season	Career
Double-Figure Scoring	13-13	40-21
Double-Figure Rebounds	1-0	1-0
Double-Double	1-0	1-0
Leads NCSU in Points	11-10	18-13
Leads NCSU in Rebs	0-2	0-2
20+ Point Games	10-8	13-10
7+ Assists	4-2	7-3



# #14 Caleb Martin

F | 6-7 | 215 | So.

Mocksville, N.C. | Oak Hill Academy [Va.]

- \* No. 62 recruit by ESPN, No. 60 by Rivals, No. 46 by Scout
- \* Gained 15 pounds of muscle in offseason
- \* Changed mechanics of his jumper in offseason, shooting more centered and to right of his face
- \* Had surgery on foot in June 2014
- \* Just 1 minute younger than twin brother Cody

**2014-15 HIGHLIGHTS:** Tied for team lead with 63 made shots from 3-point range ... Scored 21 points and made 5 treys in season opener vs. William & Mary (Nov. 13) ... Scored 19 points on 7-for-10 shooting in win over South Alabama (Nov. 15) ... Scored 16 points with 9 rebounds in win over LSU (Nov. 24) ... Led Pack with 19 points and 7 rebounds vs. Michigan (Dec. 1) ... Scored 14 points and played 40 minutes at Virginia Tech (Jan. 2) ... Scored 14 points and made 4 treys at Florida State (Feb. 1) ... Scored 18 points and had team-high 7 rebounds vs. Wake Forest (Feb. 13).

**2014-15 HIGHLIGHTS:** Voted ACC Freshman of the Week on Dec. 15 ... Averaged 4.8 points per game while playing 16.9 minutes ... Broke out for 15 points on 6-for-10 shooting vs. Jacksonville (Nov. 20) ... Made 1st career start and scored 17 points with 7 rebounds vs. CSU (Dec. 12) ... Scored 12 points in 32 minutes vs. Notre Dame (Jan. 25) ... Grabbed career-high 10 rebounds at Louisville (Feb. 14).

**BEFORE STATE:** No. 62 recruit nationally in ESPN 100, 60th by Rivals and the No. 46 recruit by Scout.com ... Led Oak Hill to 41-4 record and a runner-up finish in the Dick's Sporting Goods High School National Tournament ... Selected to all-tournament team at national tournament ... Won Oak Hill's individual 3-point shooting award.

Opponent	FG	3FG	FT	O-D-Reb	PF	Pts	Ast	TO	Blk	Stl	Min
William & Mary (11/13)	* 8-17	5-10	0-0	2-1-3	2	21	2	3	2	4	38
South Alabama (11/15)	* 7-10	4-6	1-1	0-6-6	2	19	0	2	0	0	37
IUPUI (11/18)	* 5-15	2-8	3-5	3-4-7	3	15	2	1	1	1	35
vs. Arizona St. (11/23)	* 4-11	3-7	1-2	0-2-2	4	12	2	2	0	2	36
vs. LSU (11/24)	* 6-18	4-10	0-0	0-9-9	2	16	3	4	1	1	37
Winthrop (11/27)	* 3-8	1-6	4-4	1-4-5	4	11	1	1	1	1	37
Michigan (12/1)	* 5-12	3-9	6-6	3-4-7	2	19	1	1	0	1	38
Bucknell (12/5)	* 7-12	5-9	2-2	0-0-0	2	21	4	2	1	1	34
at South Florida (12/13)	* 1-10	1-7	0-0	0-5-5	1	3	2	2	1	0	34
High Point (12/16)	* 2-6	0-4	0-3	2-2-4	2	4	0	1	0	0	33
at Missouri (12/19)	* 2-14	1-9	0-0	1-1-2	2	5	2	2	0	1	29
UNCG (12/22)	* 1-4	1-2	0-0	1-5-6	2	3	2	3	0	0	34
Northeastern (12/29)	* 3-8	2-3	0-2	0-7-7	4	8	0	1	1	0	27
at Virginia Tech (1/2)	* 4-17	3-13	3-3	1-3-4	2	14	0	2	1	0	40
Louisville (1/7)	* 3-10	3-7	4-5	2-1-3	4	13	1	2	1	1	28
at Wake Forest (1/10)	* 3-8	1-6	0-0	4-7-11	4	7	3	2	1	2	35
Florida State (1/13)	* 2-13	1-10	2-2	1-2-3	3	7	2	1	1	0	32
at UNC (1/16)	3-5	1-2	2-2	1-1-2	3	9	0	3	0	2	21
at Pittsburgh (1/19)	1-5	1-4	0-0	0-3-3	3	3	0	1	0	0	21
Duke (1/23)	5-10	3-8	1-2	1-3-4	0	14	2	1	0	1	25
Georgia Tech (1/27)	1-5	1-3	2-3	1-3-4	3	5	1	1	0	1	29
Miami (1/30)	4-6	4-6	1-2	0-7-7	0	13	1	1	0	0	24
at Florida St. (2/1)	5-10	4-8	0-1	0-6-6	0	14	3	0	0	1	30
at Duke (2/6)	1-2	0-1	0-0	0-3-3	5	2	0	0	0	0	10
Wake Forest (2/13)	6-9	4-7	2-4	1-6-7	0	18	2	1	0	1	35
at Virginia (2/15)	1-7	1-6	3-6	0-4-4	0	6	1	2	0	2	19
Clemson (2/20)	6-10	4-7	0-0	0-6-6	3	16	3	1	1	1	32
UNC (2/24)	3-9	3-9	2-2	1-5-6	2	11	1	1	0	0	25
at Syracuse (2/27)											
Boston Coll. (3/2)											
at Notre Dame (3/5)											

## Career/Season Highs

### Minutes

Career: 40, at Virginia Tech (1/2/16)  
2015-16: Same

### Points

Career: 21 (2x), last vs. Bucknell (12/5/15)  
2015-16: Same

### Rebounds

Career: 10, at Louisville (2/14/15)  
2015-16: 9, vs. LSU (11/24/15)

### Assists

Career: 4, vs. Bucknell (12/5/15)  
2015-16: Same

### Field Goals Made

Career: 8, vs. William & Mary (11/13/15)  
2015-16: Same

### Field Goal Attempts

Career: 18, vs. LSU (11/24/15)  
2015-16: Same

### 3-point Field Goals

Career: 5 (2x), last vs. Bucknell (12/5/15)  
2015-16: Same

### 3-point Attempts

Career: 13, at Virginia Tech (1/2/16)  
2015-16: Same

### Free Throws Made

Career: 6, vs. Michigan (12/1/15)  
2015-16: Same

### Free Throw Attempts

Career: 6 (3x), last at Virginia (2/15/16)  
2015-16: 6 (2x), at Virginia (2/15/16)

### Steals

Career: 4, vs. William & Mary (11/13/15)  
2015-16: Same

### Blocks

Career: 2 (3x), last vs. William & Mary (11/13/15)  
2015-16: 2, vs. William & Mary (11/13/15)

## NC State When Caleb Martin...

	Season	Career
Double-Figure Scoring	8-8	10-9
Double-Figure Rebounds	0-0	1-0
Double-Double	0-0	0-0
Leads NCSU in Points	1-2	3-2
Leads NCSU in Rebs	2-3	4-6
20+ Point Games	1-1	1-1
Makes 4+ 3FGs	6-2	7-2

## CALEB MARTIN CAREER STATS

Year	GP-GS	Min	Avg	FG-FGA	Pct	3FG-FGA	Pct	FT-FTA	Pct	Off-Def	Tot-Avg	PF-FO	A	TO	Blk	Stl	Pts	Avg
2014-15	36-1	598	16.6	53-149	.356	25-82	.305	41-59	.695	26-77	103-2.9	40-1	26	24	12	11	172	4.8
2015-16	28-17	855	30.5	102-271	.376	66-187	.353	39-57	.684	26-110	136-4.9	64-1	41	44	13	24	309	11.0
<b>TOTALS</b>	<b>64-18</b>	<b>1453</b>	<b>22.7</b>	<b>155-420</b>	<b>.369</b>	<b>91-269</b>	<b>.338</b>	<b>80-116</b>	<b>.690</b>	<b>52-187</b>	<b>239-3.7</b>	<b>104-2</b>	<b>67</b>	<b>68</b>	<b>25</b>	<b>35</b>	<b>481</b>	<b>7.5</b>





# #15 Cody Martin

F | 6-7 | 210 | So.

Mocksville, N.C. | Oak Hill Academy [Va.]

- \* Being used as undersized '4' and backup point guard
- \* Packed on 10 pounds of muscle in the offseason
- \* Boasts 40-inch approach vertical leap
- \* Is 1 minute older than twin brother Caleb

**2015-16 HIGHLIGHTS:** Has started last 11 games ... Shooting .528 in ACC play ... Averaged 12.0 points and 7.5 rebounds while being ill in 2 games in Brooklyn ... Shooting .714 at foul line after .529 last year ... Posted career highs of 14 points and 10 rebounds in win over LSU (Nov. 24) ... Totaled 8 points, 8 rebounds, 7 assists at Wake Forest (Jan. 10) ... Made 1st career 3-pointer in game vs. Florida State (Jan. 13) ... Totaled 10 points and 7 rebounds at UNC (Jan. 16) ... Scored 13 points on 6-for-8 shooting vs. Duke (Jan. 23) ... Scored 13 points at Duke (Feb. 6) ... Scored 12 points and led team with 6 rebounds at UVa (Feb. 15).

**2014-15 HIGHLIGHTS:** Appeared in 18 games, playing 11.1 minutes per contest ... Scored 6 points and passed 5 assists vs. Duke (Jan. 11) ... Totaled 10 points, 6 rebounds and 4 assists vs. Notre Dame (Jan. 25).

**BEFORE STATE:** No. 91 recruit nationally in ESPN 100 and 81st by Rivals ... Played one season at Oak Hill Academy for coach Steve Smith after three seasons at Davie County High School in North Carolina ... Led Oak Hill to 41-4 record and a runner-up finish in the Dick's Sporting Goods High School National Tournament ... Picked as 2014 Team MVP for Oak Hill.

Opponent	FG	3FG	FT	O-D-Reb	PF	Pts	Ast	TO	Blk	Stl	Min
William & Mary (11/13)	0-3	0-0	0-0	2-3-5	2	0	2	2	1	0	16
South Alabama (11/15)	3-5	0-1	2-2	1-1-2	1	8	0	0	0	1	19
IUPUI (11/18)	1-1	0-0	2-3	2-2-4	1	4	4	1	0	0	16
vs. Arizona St. (11/23)	4-6	0-1	2-3	1-4-5	3	10	0	1	0	1	19
vs. LSU (11/24)	6-10	0-0	2-3	6-4-10	2	14	4	2	1	4	37
Winthrop (11/27)	3-8	0-0	1-2	2-3-5	2	7	2	0	1	1	26
Michigan (12/1)	3-7	0-0	2-4	0-2-2	1	8	1	0	0	1	28
Bucknell (12/5)	1-3	0-0	4-4	4-4-8	1	6	4	2	2	0	28
at South Florida (12/13)	2-2	0-0	0-2	0-3-3	2	4	0	1	0	2	15
High Point (12/16)	1-3	0-0	3-4	2-1-3	1	5	0	0	0	2	25
at Missouri (12/19)	2-5	0-0	2-2	2-0-2	2	6	1	0	2	2	21
UNCG (12/22)	0-3	0-0	2-6	2-2-4	0	2	1	2	1	1	17
Northeastern (12/29)	0-1	0-0	0-0	0-3-3	3	0	3	1	1	1	22
at Virginia Tech (1/2)	3-4	0-0	1-2	3-1-4	2	7	0	1	1	1	27
Louisville (1/7)	1-3	0-0	1-2	2-2-4	0	3	2	3	1	0	22
at Wake Forest (1/10)	4-9	0-0	0-0	4-4-8	2	8	7	0	0	0	25
Florida State (1/13)	2-4	1-1	1-4	1-3-4	2	6	1	1	0	2	24
at UNC (1/16)	* 4-7	0-0	2-4	4-3-7	0	10	3	4	0	1	32
at Pittsburgh (1/19)	* 2-4	0-0	0-0	0-4-4	1	4	4	2	1	2	33
Duke (1/23)	* 6-8	1-1	0-0	2-2-4	5	13	4	3	0	0	28
Georgia Tech (1/27)	* 1-2	0-0	1-2	1-4-5	5	3	3	1	0	0	18
Miami (1/30)	* 3-4	0-0	2-2	1-0-1	4	8	4	1	0	1	21
at Florida St. (2/1)	* 5-9	0-0	0-2	0-1-1	2	10	4	4	0	2	36
at Duke (2/6)	* 5-11	0-0	3-4	1-4-5	2	13	1	2	0	2	39
Wake Forest (2/13)	* 3-4	0-0	2-2	0-3-3	4	8	2	0	1	2	18
at Virginia (2/15)	* 6-10	0-1	0-0	4-2-6	1	12	1	1	0	2	32
Clemson (2/20)	* 2-6	1-1	2-2	3-1-4	3	7	2	3	0	0	27
UNC (2/24)	* 0-4	0-0	0-1	0-3-3	2	0	1	2	1	3	30
at Syracuse (2/27)											
Boston Coll. (3/2)											
at Notre Dame (3/5)											

## Career/Season Highs

### Minutes

Career: 39, at Duke (2/6/16)

2015-16: Same

### Points

Career: 14, vs. LSU (11/24/15)

2015-16: Same

### Rebounds

Career: 10, vs. LSU (11/24/15)

2015-16: Same

### Assists

Career: 7, at Wake Forest (1/10/16)

2015-16: Same

### Field Goals Made

Career: 6 (3x), last at Virginia (2/15/16)

2015-16: Same

### Field Goal Attempts

Career: 11, at Duke (2/6/16)

2015-16: Same

### 3-point Field Goals

Career: 1 (3x), last vs. Clemson (2/20/16)

2015-16: Same

### 3-point Attempts

Career: 3, vs. Notre Dame (1/25/15)

2015-16: 1 (5x), last at Virginia (2/15/16)

### Free Throws Made

Career: 4, vs. Bucknell (12/5/15)

2015-16: Same

### Free Throw Attempts

Career: 6, vs. UNCG (12/22/15)

2015-16: Same

### Steals

Career: 4, vs. LSU (11/24/15)

2015-16: Same

### Blocks

Career: 2 (2x), last at Missouri (12/19/15)

2015-16: Same

## NC State When Cody Martin...

	Season	Career
Double-Figure Scoring	1-6	1-7
Double-Figure Rebounds	1-0	1-0
Double-Double	1-0	1-0
Leads NCSU in Points	0-0	0-0
Leads NCSU in Rebs	0-1	0-2
20+ Point Games	0-0	0-0
Plays 24+ Minutes	6-10	6-11

## CODY MARTIN CAREER STATS

Year	GP-GS	Min	Avg	FG-FGA	Pct	3FG-FGA	Pct	FT-FTA	Pct	Off-Def	Tot-Avg	PF-FO	A	TO	Blk	Stl	Pts	Avg
2014-15	19-3	216	11.4	28-59	.475	0-7	.000	9-17	.529	17-21	38-2.0	36-2	23	18	6	9	65	3.4
2015-16	28-11	701	25.0	73-146	.500	3-6	.500	37-62	.597	50-69	119-4.3	56-2	61	40	14	34	186	6.6
<b>TOTALS</b>	<b>46-13</b>	<b>887</b>	<b>19.3</b>	<b>101-201</b>	<b>.502</b>	<b>3-13</b>	<b>.231</b>	<b>46-78</b>	<b>.590</b>	<b>67-87</b>	<b>154-3.3</b>	<b>90-4</b>	<b>83</b>	<b>56</b>	<b>19</b>	<b>40</b>	<b>251</b>	<b>5.5</b>



## #21 BeeJay Anya

F | 6-9 | 285 | Jr.

Washington, D.C. | DeMatha Catholic

- \* 2015 ACC 6th Man of the Year (Media)
- \* ACC All-Defensive Team (Media & Coaches)
- \* Leading ACC in blocks per game
- \* Lost 70 pounds since enrolling at NC State
- \* 2nd in NC State history in career blocked shots
- \* Has 7-9 wingspan, 2nd longest ever recorded by NBA Draft Express database

### Needs 2 blocks to tie school record of 207 (Thurl Bailey, 1979-83)

**2015-16 HIGHLIGHTS:** Shooting .562 from the floor with 21 dunks ... Current ACC leader in blocked shots ... 2nd among ACC players with 200 career blocks ... Has blocked multiple shots in 17 games this season ... Blocked 5 shots vs. USA (Nov. 15) ... Blocked 4 shots vs. Winthrop (Nov. 27) ... Scored career-high 17 points and blocked 5 shots at USF (Dec. 13) ... Blocked 5 shots and grabbed a career-high 12 rebounds at Virginia Tech (Jan. 2).

**2014-15 HIGHLIGHTS:** ACC 6th Man of the Year and ACC All-Defensive Team ... Led ACC with 2.53 blocks per game ... Had 91 blocked shots, 2nd on NC State's single-season list ... Led team with 39 dunks ... Broke school record with 10 blocks and added 7 points and 8 rebounds vs. Jacksonville (Nov. 20) ... Blocked 5 shots vs. USF (Nov. 23) ... Blocked 5 shots in 11 minutes vs. Wake Forest (Dec. 6) ... Scored 14 points and blocked 4 shots vs. Duke (Jan. 11) ... Blocked 6 shots in win at North Carolina (Feb. 24) ... Made game-winning shot with 0.1 seconds left in NCAA tourney vs. LSU (March 19).

**2013-14 Highlights:** Played 11.8 minutes per game ... Stood 10th in ACC in blocked shots ... Shot .587 from the floor ... Third on the team with 13 dunks ... Played 24 minutes with 5 blocks at Tennessee (Dec. 18) ... Scored 10 points against North Carolina (Feb. 26).

Opponent	FG	3FG	FT	O-D-Reb	PF	Pts	Ast	TO	Blk	Stl	Min
William & Mary (11/13)	1-1	0-0	1-5	0-6-6	2	3	0	0	2	1	22
South Alabama (11/15)	3-4	0-0	2-6	1-4-5	5	8	3	2	5	1	25
IUPUI (11/18)	1-1	0-0	1-3	0-5-5	3	3	0	1	3	2	21
vs. Arizona St. (11/23)	2-4	0-0	1-2	4-2-6	3	5	0	1	2	0	20
vs. LSU (11/24)	1-1	0-0	2-4	1-2-3	2	4	0	0	0	0	21
Winthrop (11/27)	2-3	0-0	0-0	1-1-2	5	4	0	2	4	1	19
Michigan (12/1)	4-5	0-0	1-6	2-5-7	2	9	0	2	3	0	28
Bucknell (12/5)	* 0-0	0-0	0-0	2-0-2	5	0	0	2	3	0	21
at South Florida (12/13)	* 7-8	0-0	3-6	2-5-7	3	17	1	2	5	1	24
High Point (12/16)	* 2-4	0-0	1-3	2-5-7	2	5	1	1	4	1	30
at Missouri (12/19)	* 1-2	0-0	1-2	1-5-6	3	3	1	2	1	0	22
UNCG (12/22)	* 4-7	0-0	2-3	3-3-6	3	10	2	1	4	0	33
Northeastern (12/29)	* 1-2	0-0	0-0	2-3-5	1	2	0	2	2	2	23
at Virginia Tech (1/2)	* 1-4	0-0	4-10	7-5-12	4	6	1	0	5	0	33
Louisville (1/7)	* 1-2	0-0	0-4	5-2-7	3	2	1	0	1	0	22
at Wake Forest (1/10)	0-2	0-0	0-0	1-2-3	5	0	0	1	2	0	20
Florida State (1/13)	* 1-1	0-0	0-2	2-2-4	2	2	0	2	1	2	17
at UNC (1/16)	* 1-2	0-0	0-0	1-3-4	5	2	0	1	3	0	28
at Pittsburgh (1/19)	* 3-3	0-0	0-1	1-2-3	3	6	0	1	0	0	15
Duke (1/23)	* 2-5	0-0	0-0	2-2-4	2	4	0	1	1	0	19
Georgia Tech (1/27)	2-4	0-0	0-0	0-3-3	3	4	1	1	4	1	19
Miami (1/30)	0-4	0-0	2-4	3-4-7	4	2	0	1	1	0	23
at Florida St. (2/1)	0-2	0-0	1-2	2-2-4	4	1	0	0	2	1	22
at Duke (2/6)	2-5	0-0	2-2	2-3-5	4	6	0	1	1	0	24
Wake Forest (2/13)	0-2	0-0	2-4	2-3-5	4	2	1	0	0	0	21
at Virginia (2/15)	3-4	0-0	2-2	2-1-3	1	8	0	0	4	0	27
Clemson (2/20)	4-5	0-0	0-1	2-4-6	3	8	1	0	3	0	27
UNC (2/24)	* 1-2	0-0	0-0	3-3-6	3	2	0	1	2	0	28
at Syracuse (2/27)											
Boston Coll. (3/2)											
at Notre Dame (3/5)											

### Career/Season Highs

#### Minutes

Career: 36, vs. Wofford (12/14/14)  
2015-16: 33 (2x), last at Virginia Tech (1/2/16)

#### Points

Career: 17, at USF (12/13/15)  
2015-16: Same

#### Rebounds

Career: 12, at Virginia Tech (1/2/16)  
2015-16: Same

#### Assists

Career: 3, vs. South Alabama (11/15/15)  
2015-16: Same

#### Field Goals Made

Career: 7, at USF (12/13/15)  
2015-16: Same

#### Field Goal Attempts

Career: 8 (2x), last at USF (12/13/15)  
2015-16: 8, at USF (12/13/15)

#### 3-point Field Goals Made

Career: 0  
2015-16: 0

#### 3-point Attempts

Career: 0  
2015-16: 0

#### Free Throws Made

Career: 4 (2x), last at Virginia Tech (1/2/16)  
2015-16: 4, at Virginia Tech (1/2/16)

#### Free Throw Attempts

Career: 10, at Virginia Tech (1/2/16)  
2015-16: Same

#### Steals

Career: 2 (2x), last vs. Northeastern (12/29/15)  
2015-16: Same

#### Blocks

Career: 10, vs. Jacksonville (11/20/14)  
2015-16: 5 (3x), last at Virginia Tech (1/2/16)

### NC State When Anya...

	Season	Career
Double-Figure Scoring	2-0	3-1
Double-Figure Rebounds	0-1	1-1
Double-Double	0-0	0-0
Leads NCSU in Points	0-0	0-0
Leads NCSU in Rebs	1-4	5-7
15+ Point Games	1-0	1-0
4+ Blocked Shots	5-3	15-6

### ANYA CAREER STATS

Year	GP-GS	Min	Avg	FG-FGA	Pct	3FG-FGA	Pct	FT-FTA	Pct	Off-Def	Tot-Avg	PF-FO	A	TO	Blk	Stl	Pts	Avg
2013-14	33-0	388	11.8	27-46	.587	0-0	.000	15-31	.484	23-45	68-2.1	57-0	4	17	46	4	69	2.1
2014-15	36-11	698	19.4	64-105	.610	0-0	.000	34-61	.557	57-98	155-4.3	97-2	8	40	91	4	162	4.5
2015-16	28-13	653	23.4	50-89	.562	0-0	.000	28-72	.389	56-87	143-5.1	89-5	13	28	68	13	128	4.6
<b>TOTALS</b>	<b>97-24</b>	<b>1740</b>	<b>17.9</b>	<b>141-240</b>	<b>.588</b>	<b>0-0</b>	<b>.000</b>	<b>77-164</b>	<b>.470</b>	<b>136-230</b>	<b>366-3.8</b>	<b>243-7</b>	<b>25</b>	<b>85</b>	<b>205</b>	<b>21</b>	<b>359</b>	<b>3.7</b>



## #22 Shaun Kirk

G/F | 6-8 | 195 | Fr.  
Whiteville, N.C. | Whiteville

- \* Raw, athletic wing from eastern North Carolina
- \* Boasts 39-inch approach vertical leap
- \* Signed with NC State in April after impressive AAU stretch
- \* Active in his church in his hometown and was member of horticulture club in high school

**2015-16 HIGHLIGHTS:** Has appeared in 10 games and played 33 minutes ... Scored 10 points on 4-for-11 shooting.

**BEFORE STATE:** Four-year letterwinner at Whiteville High School for coach Jerry Singletary ... Voted district and county player of the year ... Elected to play in NCHSAA East-West All-Star Game in Greensboro ... Averaged 18.6 points, 5.0 rebounds and 2.1 steals as a senior, leading team to a 20-6 record ... Played AAU ball for Team Loaded and coach Dennis Smith, Sr. ... Averaged 13.5 points and shot 64.5 percent from the floor during the Adidas Uprising Gauntlet Series.

Opponent	FG	3FG	FT	O-D-Reb	PF	Pts	Ast	TO	Blk	Stl	Min
William & Mary (11/13)						--DNP--					
South Alabama (11/15)	0-1	0-1	0-0	0-0-0	0	0	0	0	0	0	2
IUPUI (11/18)	1-1	0-0	0-0	0-0-0	2	2	0	0	0	0	2
vs. Arizona St. (11/23)	0-0	0-0	0-0	0-0-0	0	0	0	0	0	0	0+
vs. LSU (11/24)						--DNP--					
Winthrop (11/27)						--DNP--					
Michigan (12/1)	0-1	0-1	0-0	0-0-0	2	0	0	1	0	1	2
Bucknell (12/5)						--DNP--					
at South Florida (12/13)	1-2	1-2	0-0	0-1-1	1	3	0	0	0	0	4
High Point (12/16)						--DNP--					
at Missouri (12/19)						--DNP--					
UNCG (12/22)						--DNP--					
Northeastern (12/29)						--DNP--					
at Virginia Tech (1/2)						--DNP--					
Louisville (1/7)						--DNP--					
at Wake Forest (1/10)	1-2	0-0	1-2	0-0-0	1	3	0	1	0	0	5
Florida State (1/13)	0-1	0-1	0-0	0-0-0	1	0	0	1	0	0	2
at UNC (1/16)						--DNP--					
at Pittsburgh (1/19)						--DNP--					
Duke (1/23)						--DNP--					
Georgia Tech (1/27)						--DNP--					
Miami (1/30)						--DNP--					
at Florida St. (2/1)	1-2	0-1	0-0	0-0-0	2	2	0	0	0	0	4
at Duke (2/6)	0-1	0-0	0-0	1-2-3	3	0	0	1	0	0	8
Wake Forest (2/13)	0-0	0-0	0-0	0-0-0	0	0	0	0	0	0	4
at Virginia (2/15)						--DNP--					
Clemson (2/20)						--DNP--					
UNC (2/24)						--DNP--					
at Syracuse (2/27)											
Boston Coll. (3/2)											
at Notre Dame (3/5)											

### Career/Season Highs

#### Minutes

Career: 8, at Duke (2/6/16)  
2015-16: Same

#### Points

Career: 3 (2x), last at Wake Forest (1/10/16)  
2015-16: Same

#### Rebounds

Career: 3, at Duke (2/6/16)  
2015-16: Same

#### Assists

Career: 0  
2015-16: 0

#### Field Goals Made

Career: 1 (4x), last at Florida State (2/1/16)  
2015-16: Same

#### Field Goal Attempts

Career: 2 (3x), last at Florida State (2/1/16)  
2015-16: Same

#### 3-point Field Goals Made

Career: 1, at USF (12/13/15)  
2015-16: Same

#### 3-point Attempts

Career: 2, at USF (12/13/15)  
2015-16: Same

#### Free Throws Made

Career: 1, at Wake Forest (1/10/16)  
2015-16: Same

#### Free Throw Attempts

Career: 2, at Wake Forest (1/10/16)  
2015-16: Same

#### Steals

Career: 1, vs. Michigan (12/1/15)  
2015-16: Same

#### Blocks


Career: 0  
2015-16: 0

### NC State When Kirk...

	Season	Career
Double-Figure Scoring	0-0	0-0
Double-Figure Rebounds	0-0	0-0
Double-Double	0-0	0-0
Leads NCSU in Points	0-0	0-0
Leads NCSU in Rebs	0-0	0-0
20+ Point Games	0-0	0-0
30+ Point Games	0-0	0-0

### KIRK CAREER STATS

Year	GP-GS	Min	Avg	FG-FGA	Pct	3FG-FGA	Pct	FT-FTA	Pct	Off-Def	Tot-Avg	PF-FO	A	TO	Blk	Stl	Pts	Avg
2015-16	10-0	33	3.3	4-11	.364	1-6	.167	1-2	.500	1-3	4-0.4	12-0	0	4	0	1	10	1.0
<b>Totals</b>	<b>10-0</b>	<b>33</b>	<b>3.3</b>	<b>4-11</b>	<b>.364</b>	<b>1-6</b>	<b>.167</b>	<b>1-2</b>	<b>.500</b>	<b>1-3</b>	<b>4-0.4</b>	<b>12-0</b>	<b>0</b>	<b>4</b>	<b>0</b>	<b>1</b>	<b>10</b>	<b>1.0</b>



## #24 Maverick Rowan

G/F | 6-7 | 215 | Fr.

Fort Lauderdale, Fla. | Elevate

\* No. 30 recruit in 2015 class by ESPN.com

\* Signed with NC State in August after reclassifying to the 2015 class

\* One of the nation's top prep long-range shooters

\* Won a state title in Pennsylvania and won one in Florida

**2015-16 HIGHLIGHTS:** Sixth in ACC among freshmen in scoring ... Scored in double figures 20 times ... Second on team with 65 made 3-pointers ... Notched 16 points on 6-for-15 shooting in his college debut ... Made first career start and scored 15 points in win over South Alabama (Nov. 15) ... Scored 7 of his 10 points in the overtime period in the win over LSU (Nov. 24) ... Scored 19 points (12 in the second half) in win over High Point (Dec. 16) ... Scored 17 points on 4-for-8 shooting from long range vs. Louisville (Jan. 7) ... Led team with 22 points vs. Florida State (Jan. 13) ... Scored 17 points and made 4 treys at Duke (Feb. 6) ... Scored 20 points vs. Clemson (2/20/16).

**BEFORE STATE:** One of the nation's most recruited wings in the 2016 class before reclassifying and becoming eligible in 2015 ... Ranked 30th in the 2015 class by ESPN.com and No. 39 in the 247Sports.com composite ranking ... Totaled 2,382 points during his three high school seasons ... Named Pennsylvania 1A Player of the Year as a sophomore in 2014 ... Voted Florida's 5A Player of the Year as a junior ... Averaged 28.5 points, 7.0 rebounds and 4.0 assists per game for Cardinal Gibbons, leading the team to a 32-1 record and state title ... Averaged 31.6 points per game during the Florida high school state tournament.

Opponent	FG	3FG	FT	O-D-Reb	PF	Pts	Ast	TO	Blk	Stl	Min
William & Mary (11/13)	6-15	1-8	3-3	1-2-3	4	16	0	2	0	1	34
South Alabama (11/15) *	5-10	2-6	3-4	0-1-1	4	15	0	0	0	1	26
IUPUI (11/18) *	5-12	4-9	1-3	2-5-7	2	15	1	2	0	0	33
vs. Arizona St. (11/23) *	5-11	2-6	2-5	0-5-5	1	14	0	1	0	0	35
vs. LSU (11/24) *	3-11	2-7	2-2	2-2-4	1	10	2	1	0	0	39
Winthrop (11/27) *	7-13	3-6	0-0	2-3-5	4	17	1	1	0	0	34
Michigan (12/1) *	1-11	1-6	2-2	1-6-7	3	5	1	2	0	2	35
Bucknell (12/5) *	9-14	4-7	5-6	1-2-3	0	27	1	2	0	2	35
at South Florida (12/13) *	1-10	0-7	1-1	1-1-2	3	3	2	0	0	0	29
High Point (12/16) *	6-19	4-10	3-4	3-4-7	1	19	0	2	0	1	37
at Missouri (12/19) *	4-9	2-3	2-4	2-1-3	3	12	2	0	0	0	32
UNCG (12/22) *	1-10	0-4	0-0	0-4-4	3	2	0	2	0	0	28
Northeastern (12/29) *	6-12	4-8	0-0	0-2-2	3	16	2	3	0	1	38
at Virginia Tech (1/2) *	1-8	0-4	4-5	0-1-1	1	6	0	1	0	0	24
Louisville (1/7) *	5-13	4-8	3-3	1-1-2	4	17	1	0	0	0	32
at Wake Forest (1/10) *	5-16	3-11	0-0	0-3-3	1	13	0	0	0	0	37
Florida State (1/13) *	6-16	3-9	7-9	3-0-3	3	22	0	1	0	0	37
at UNC (1/16) *	4-15	2-8	0-0	1-0-1	2	10	0	1	0	1	36
at Pittsburgh (1/19) *	5-11	4-6	0-0	1-0-1	0	14	0	3	0	0	31
Duke (1/23) *	3-11	1-8	5-5	0-2-2	2	12	4	0	0	0	35
Georgia Tech (1/27) *	3-8	3-6	4-5	0-1-1	2	13	0	1	0	0	33
Miami (1/30) *	1-6	1-3	6-8	2-5-7	3	9	2	3	0	1	35
at Florida St. (2/1) *	1-7	1-6	0-0	0-1-1	0	3	0	1	0	1	33
at Duke (2/6) *	6-13	4-8	1-1	0-1-1	4	17	0	2	0	2	37
Wake Forest (2/13) *	5-11	3-9	7-8	2-2-4	1	20	0	2	0	0	37
at Virginia (2/15) *	1-10	1-6	0-0	0-5-5	2	3	0	1	0	0	35
Clemson (2/20) *	8-15	4-9	0-0	1-2-3	0	20	0	1	0	0	31
UNC (2/24) *	2-12	2-8	2-3	2-0-2	4	8	1	1	0	0	31
at Syracuse (2/27)											
Boston Coll. (3/2)											
at Notre Dame (3/5)											

### Career/Season Highs

#### Minutes

Career: 39, vs. LSU (11/24/15)

2015-16: Same

#### Points

Career: 27, vs. Bucknell (12/5/15)

2015-16: Same

#### Rebounds

Career: 7 (4x), last vs. Miami (1/30/16)

2015-16: Same

#### Assists

Career: 4, vs. Duke (1/23/16)

2015-16: Same

#### Field Goals Made

Career: 9, vs. Bucknell (12/5/15)

2015-16: Same

#### Field Goal Attempts

Career: 19, vs. High Point (12/16/15)

2015-16: Same

#### 3-point Field Goals Made

Career: 4 (8x), last vs. Clemson (2/20/16)

2015-16: Same

#### 3-point Attempts

Career: 11, at Wake Forest (1/10/16)

2015-16: Same

#### Free Throws Made

Career: 7 (2x), vs. Wake Forest (2/13/16)

2015-16: Same

#### Free Throw Attempts

Career: 9, vs. Florida State (1/13/16)

2015-16: Same

#### Steals

Career: 2 (3x), last at Duke (2/6/16)

2015-16: Same

#### Blocks

Career: 0

2015-16: 0


### NC State When Rowan...

	Season	Career
Double-Figure Scoring	11-9	11-9
Double-Figure Rebounds	0-0	0-0
Double-Double	0-0	0-0
Leads NCSU in Points	2-1	2-1
Leads NCSU in Rebs	1-1	1-1
20+ Point Games	3-1	3-1
4+ Made 3FG	6-2	6-2

### ROWAN CAREER STATS

Year	GP-GS	Min	Avg	FG-FGA	Pct	3FG-FGA	Pct	FT-FTA	Pct	Off-Def	Tot-Avg	PF-FO	A	TO	Blk	Stl	Pts	Avg
2015-16	28-27	939	33.5	115-329	.350	65-196	.332	63-81	.778	28-62	90-3.2	61-0	20	36	0	13	358	12.8
Totals	28-27	939	33.5	115-329	.350	65-196	.332	63-81	.778	28-62	90-3.2	61-0	20	36	0	13	358	12.8





# #25 Chase Cannon

G | 6-5 | 200 | Sr.

Morehead City, N.C. | The Miller School (Va.)

\* Walk-on

\* Best GPA on the team

\* Graduated in May 2015, now enrolled  
in MBA program

\* ACC Academic Honor Roll

**WOLFPACK CAREER:** Has appeared in 23 career games, totaling 31 minutes ... ACC Academic Honor Roll.

**BEFORE STATE:** Played senior season for The Miller School (Va.) ... Posted 11.7 points, 4.2 rebounds and three made 3-pointers per game as a senior ... led his team to a 20-10 overall and a 3-3 conference mark in 2011-12 ... named first team all-conference as a senior and junior ... Class salutatorian ... Recipient of The Miller School Lou Farina Award ... Bob and Carol Mattocks scholar ... Park Scholarship Finalist ... AP Scholar with Distinction ... AP Scholar with Honors.

Opponent	FG	3FG	FT	O-D-Reb	PF	Pts	Ast	TO	Blk	Stl	Min
William & Mary (11/13)					--DNP--						
South Alabama (11/15)	0-1	0-1	0-0	0-0-0	0	0	0	0	0	0	1
IUPUI (11/18)	0-3	0-1	0-0	1-1-2	0	0	0	0	0	0	1
vs. Arizona St. (11/23)					--DNP--						
vs. LSU (11/24)					--DNP--						
Winthrop (11/27)					--DNP--						
Michigan (12/1)					--DNP--						
Bucknell (12/5)					--DNP--						
at South Florida (12/13)					--DNP--						
High Point (12/16)					--DNP--						
at Missouri (12/19)					--DNP--						
UNCG (12/22)					--DNP--						
Northeastern (12/29)					--DNP--						
at Virginia Tech (1/2)					--DNP--						
Louisville (1/7)					--DNP--						
at Wake Forest (1/10)					--DNP--						
Florida State (1/13)					--DNP--						
at UNC (1/16)					--DNP--						
at Pittsburgh (1/19)					--DNP--						
Duke (1/23)					--DNP--						
Georgia Tech (1/27)					--DNP--						
Miami (1/30)					--DNP--						
at Florida St. (2/1)					--DNP--						
at Duke (2/6)					--DNP--						
Wake Forest (2/13)					--DNP--						
at Virginia (2/15)					--DNP--						
Clemson (2/20)					--DNP--						
UNC (2/24)					--DNP--						
at Syracuse (2/27)											
Boston Coll. (3/2)											
at Notre Dame (3/5)											

## CANNON CAREER STATS

Year	GP-GS	Min	Avg	FG-FGA	Pct	3FG-FGA	Pct	FT-FTA	Pct	Off-Def	Tot-Avg	PF-FO	A	TO	Blk	Stl	Pts	Avg
2012-13	12-0	14	1.2	1-2	.500	1-1	1.000	0-0	.000	0-0	0-0	1-0	0	1	0	0	3	0.3
2013-14	5-0	6	1.2	0-3	.000	0-3	.000	0-0	.000	1-0	1-0.3	0-0	1	1	1	0	0	0.0
2014-15	5-0	10	2.0	2-5	.400	0-2	.000	0-2	.000	3-2	5-1.0	2-0	1	0	0	0	4	0.8
2015-16	2-0	2	1.0	0-4	.000	0-2	.000	0-0	.000	1-1	2-1.0	0-0	0	0	0	0	0	0.0
<b>Total</b>	<b>24-0</b>	<b>32</b>	<b>1.3</b>	<b>3-14</b>	<b>.214</b>	<b>1-8</b>	<b>.125</b>	<b>0-2</b>	<b>.000</b>	<b>5-3</b>	<b>8-0.3</b>	<b>3-0</b>	<b>2</b>	<b>2</b>	<b>1</b>	<b>0</b>	<b>7</b>	<b>0.3</b>

## 2015-16 NC State Non-ACC Statistics

RECORD:	OVERALL	HOME	AWAY	NEUTRAL
ALL GAMES	10-3	7-2	2-0	1-1
CONFERENCE	0-0	0-0	0-0	0-0
NON-CONFERENCE	10-3	7-2	2-0	1-1

#	Player	gp-gs	min	avg	Total		3-Point		F-Throw		Rebounds											
					fg-fga	fg%	3fg-fga	3fg%	ft-fa	ft%	off	def	tot	avg	pf	dq	a	to	blk	stl	pts	avg
12	Barber, Anthony	13-13	499	38.4	90-212	.425	9-31	.290	111-131	.847	13	55	68	5.2	30	1	67	26	1	6	300	23.1
24	Rowan, Maverick	13-12	435	33.5	59-157	.376	29-87	.333	24-34	.706	15	38	53	4.1	32	0	12	18	0	8	171	13.2
14	Martin, Caleb	13-13	449	34.5	54-145	.372	32-90	.356	17-25	.680	13	50	63	4.8	32	0	21	25	8	12	157	12.1
00	Abu, Abdul-Malik	13-13	326	25.1	54-123	.439	0-0	.000	35-58	.603	42	64	106	8.2	30	0	13	17	8	6	143	11.0
15	Martin, Cody	13-0	289	22.2	26-57	.456	0-2	.000	22-35	.629	24	32	56	4.3	21	0	22	12	9	16	74	5.7
21	Anya, BeeJay	13-6	309	23.8	29-42	.690	0-0	.000	15-40	.375	21	46	67	5.2	39	3	8	18	38	9	73	5.6
01	Freeman, Lennard	13-7	295	22.7	22-42	.524	0-0	.000	14-27	.519	36	52	88	6.8	25	0	10	13	2	8	58	4.5
13	Corchiani Jr., Chris	2-0	2	1.0	1-1	1.000	0-0	.000	0-0	.000	0	0	0	0.0	0	0	0	0	0	0	2	1.0
22	Kirk, Shaun	5-0	10	2.0	2-5	.400	1-4	.250	0-0	.000	0	1	1	0.2	5	0	0	1	0	1	5	1.0
03	Henderson, Terry	1-1	7	7.0	0-3	.000	0-1	.000	0-0	.000	1	0	1	1.0	1	0	0	1	0	0	0	0.0
04	Brickhouse, Chris	2-0	2	1.0	0-0	.000	0-0	.000	0-0	.000	0	0	0	0.0	0	0	0	0	0	0	0	0.0
25	Cannon, Chase	2-0	2	1.0	0-4	.000	0-2	.000	0-0	.000	1	1	2	1.0	0	0	0	0	0	0	0	0.0
Team											29	22	51				5					
Total.....		13	2625		337-791	.426	71-217	.327	238-350	.680	195	361	556	42.8	215	4	153	136	66	66	983	75.6
Opponents.....		13	2625		322-795	.405	111-297	.374	134-201	.667	141	326	467	35.9	299	9	165	151	38	86	889	68.4

## TEAM STATISTICS

	ST	OPP
SCORING	983	889
Points per game	75.6	68.4
Scoring margin	+7.2	-
FIELD GOALS-ATT	337-791	322-795
Field goal pct	.426	.405
3 POINT FG-ATT	71-217	111-297
3-point FG pct	.327	.374
3-pt FG made per game	5.5	8.5
FREE THROWS-ATT	238-350	134-201
Free throw pct	.680	.667
F-Throws made per game	18.3	10.3
REBOUNDS	556	467
Rebounds per game	42.8	35.9
Rebounding margin	+6.8	-
ASSISTS	153	165
Assists per game	11.8	12.7
TURNOVERS	136	151
Turnovers per game	10.5	11.6
Turnover margin	+1.2	-
Assist/turnover ratio	1.1	1.1
STEALS	66	86
Steals per game	5.1	6.6
BLOCKS	66	38
Blocks per game	5.1	2.9
ATTENDANCE	144228	21582
Home games-Avg/Game	9-16025	2-5516
Neutral site-Avg/Game	-	2-5275

Date	Opponent	Score	Att.
11/13/15	WILLIAM & MARY	L 68-85	16377
11/15/15	SOUTH ALABAMA	W 88-70	15076
11/18/15	IUPUI	W 79-56	14660
11/23/15	vs Arizona State	L 76-79	5775
11/24/15	vs LSU	Wot 83-72	4775
11/27/15	WINTHROP	W 87-79	15700
12/1/15	MICHIGAN	L 59-66	17645
12/5/15	BUCKNELL	W 99-86	16378
12/13/15	at USF	W 65-46	2945
12/16/15	HIGH POINT	W 76-73	15602
12-19-15	at Mizzou	W 73-59	8087
12/22/15	UNCG	W 58-52	15716
12/29/15	NORTHEASTERN	W 72-66	17074

\* - Conference game

Score by Periods	1st	2nd	OT	Totals
NC State	445	520	18	983
Opponents	412	470	7	889



## 2015-16 NC State ACC Only Statistics

RECORD:	OVERALL	HOME	AWAY	NEUTRAL
ALL GAMES	4-11	3-5	1-6	0-0
CONFERENCE	4-11	3-5	1-6	0-0
NON-CONFERENCE	0-0	0-0	0-0	0-0

#	Player	gp-gs	min	avg	Total		3-Point		F-Throw		Rebounds				pf	dq	a	to	blk	stl	pts	avg
					fg-fga	fg%	3fg-fga	3fg%	ft-fa	ft%	off	def	tot	avg								
12	Barber, Anthony	15-15	586	39.1	118-267	.442	25-66	.379	96-107	.897	3	57	60	4.0	32	0	58	47	1	11	357	23.8
00	Abu, Abdul-Malik	15-15	441	29.4	82-164	.500	0-0	.000	46-69	.667	57	77	134	8.9	44	1	21	29	12	4	210	14.0
24	Rowan, Maverick	15-15	504	33.6	56-172	.326	36-109	.330	39-47	.830	13	24	37	2.5	29	0	8	18	0	5	187	12.5
14	Martin, Caleb	15-4	406	27.1	48-126	.381	34-97	.351	22-32	.688	13	60	73	4.9	32	1	20	19	5	12	152	10.1
15	Martin, Cody	15-11	412	27.5	47-89	.528	3-4	.750	15-27	.556	26	37	63	4.2	35	2	39	28	5	18	112	7.5
21	Any, BeeJay	15-7	345	23.0	21-47	.447	0-0	.000	13-32	.406	35	41	76	5.1	50	2	5	10	30	4	55	3.7
01	Freeman, Lennard	15-8	308	20.5	16-31	.516	0-0	.000	11-20	.550	26	44	70	4.7	32	1	18	11	5	3	43	2.9
22	Kirk, Shaun	5-0	23	4.6	2-6	.333	0-2	.000	1-2	.500	1	2	3	0.6	7	0	0	3	0	0	5	1.0
Team											31	20	51					6				
Total.....		15	3025		390-902	.432	98-278	.353	243-336	.723	205	362	567	37.8	261	7	169	171	58	57	1121	74.7
Opponents.....		15	3025		418-915	.457	113-305	.370	218-302	.722	175	348	523	34.9	293	5	214	136	75	86	1167	77.8

TEAM STATISTICS	ST	OPP	Date	Opponent	Score	Att.
SCORING	1121	1167	* 01/02/16	at Virginia Tech	68-73	4971
Points per game	74.7	77.8	* 1/7/16	LOUISVILLE	72-77	17762
Scoring margin	-3.1	-	* 01/10/16	at Wake Forest	74-77	11865
FIELD GOALS-ATT	390-902	418-915	* 1/13/16	FLORIDA STATE	78-85	16846
Field goal pct	.432	.457	* 01/16/16	at North Carolina	55-67	21750
3 POINT FG-ATT	98-278	113-305	* 1/19/16	at Pittsburgh	78-61	9849
3-point FG pct	.353	.370	* 1/23/16	DUKE	78-88	19500
3-pt FG made per game	6.5	7.5	* 1/27/16	GEORGIA TECH	83-90	15945
FREE THROWS-ATT	243-336	218-302	* 1/30/16	MIAMI	85-69	18103
Free throw pct	.723	.722	* 02/01/16	at Florida State	73-77	6375
F-Throws made per game	16.2	14.5	* 2/6/16	at Duke	80-88	9314
REBOUNDS	567	523	* 2/13/16	WAKE FOREST	99-88	17074
Rebounds per game	37.8	34.9	* 02/15/16	at Virginia	53-73	14016
Rebounding margin	+2.9	-	* 2/20/16	CLEMSON	77-74	17536
ASSISTS	169	214	* 2/24/16	NORTH CAROLINA	68-80	19500
Assists per game	11.3	14.3	* = Conference game			
TURNOVERS	171	136				
Turnovers per game	11.4	9.1				
Turnover margin	-2.3	-				
Assist/turnover ratio	1.0	1.6				
STEALS	57	86				
Steals per game	3.8	5.7				
BLOCKS	58	75				
Blocks per game	3.9	5.0				
ATTENDANCE	142266	78140				
Home games-Avg/Game	8-17783	7-11163				
Neutral site-Avg/Game	-	0-0				

Score by Periods	1st	2nd	OT	Totals
NC State	508	606	7	1121
Opponents	512	643	12	1167

## 2015-16 NC State Season Overall Statistics

RECORD:	OVERALL	HOME	AWAY	NEUTRAL
ALL GAMES	14-14	10-7	3-6	1-1
CONFERENCE	4-11	3-5	1-6	0-0
NON-CONFERENCE	10-3	7-2	2-0	1-1

##	Player	gp-gs	min	avg	Total		3-Point		F-Throw		Rebounds				pf	dq	a	to	blk	stl	pts	avg
					fg-fga	fg%	3fg-fga	3fg%	ft-fa	ft%	off	def	tot	avg								
12	Barber, Anthony	28-28	1085	38.8	208-479	.434	34-97	.351	207-238	.870	16	112	128	4.6	62	1	125	73	2	17	657	23.5
24	Rowan, Maverick	28-27	939	33.5	115-329	.350	65-196	.332	63-81	.778	28	62	90	3.2	61	0	20	36	0	13	358	12.8
00	Abu, Abdul-Malik	28-28	767	27.4	136-287	.474	0-0	.000	81-127	.638	99	141	240	8.6	74	1	34	46	20	10	353	12.6
14	Martin, Caleb	28-17	855	30.5	102-271	.376	66-187	.353	39-57	.684	26	110	136	4.9	64	1	41	44	13	24	309	11.0
15	Martin, Cody	28-11	701	25.0	73-146	.500	3-6	.500	37-62	.597	50	69	119	4.3	56	2	61	40	14	34	186	6.6
21	Anyia, BeeJay	28-13	654	23.4	50-89	.562	0-0	.000	28-72	.389	56	87	143	5.1	89	5	13	28	68	13	128	4.6
01	Freeman, Lennard	28-15	603	21.5	38-73	.521	0-0	.000	25-47	.532	62	96	158	5.6	57	1	28	24	7	11	101	3.6
22	Kirk, Shaun	10-0	33	3.3	4-11	.364	1-6	.167	1-2	.500	1	3	4	0.4	12	0	0	4	0	1	10	1.0
13	Corchiani Jr., Chris	2-0	2	1.0	1-1	1.000	0-0	.000	0-0	.000	0	0	0	0.0	0	0	0	0	0	0	2	1.0
04	Brickhouse, Chris	2-0	2	1.0	0-0	.000	0-0	.000	0-0	.000	0	0	0	0.0	0	0	0	0	0	0	0	0.0
25	Cannon, Chase	2-0	2	1.0	0-4	.000	0-2	.000	0-0	.000	1	1	2	1.0	0	0	0	0	0	0	0	0.0
03	Henderson, Terry	1-1	7	7.0	0-3	.000	0-1	.000	0-0	.000	1	0	1	1.0	1	0	0	1	0	0	0	0.0
Team											60	42	102					11				
Total.....		28	5650		727-1693	.429	169-495	.341	481-686	.701	400	723	1123	40.1	476	11	322	307	124	123	2104	75.1
Opponents.....		28	5650		740-1710	.433	224-602	.372	352-503	.700	316	674	990	35.4	592	14	379	287	113	172	2056	73.4

TEAM STATISTICS	ST	OPP	Date	Opponent	Score	Att.
SCORING	2104	2056	11/13/15	WILLIAM & MARY	L 68-85	16377
Points per game	75.1	73.4	11/15/15	SOUTH ALABAMA	W 88-70	15076
Scoring margin	+1.7	-	11/18/15	IUPUI	W 79-56	14660
FIELD GOALS-ATT	727-1693	740-1710	11/23/15	vs Arizona State	L 76-79	5775
Field goal pct	.429	.433	11/24/15	vs LSU	Wot 83-72	4775
3 POINT FG-ATT	169-495	224-602	11/27/15	WINTHROP	W 87-79	15700
3-point FG pct	.341	.372	12/1/15	MICHIGAN	L 59-66	17645
3-pt FG made per game	6.0	8.0	12/5/15	BUCKNELL	W 99-86	16378
FREE THROWS-ATT	481-686	352-503	12/13/15	at USF	W 65-46	2945
Free throw pct	.701	.700	12/16/15	HIGH POINT	W 76-73	15602
F-Throws made per game	17.2	12.6	12-19-15	at Mizzou	W 73-59	8087
REBOUNDS	1123	990	12/22/15	UNCG	W 58-52	15716
Rebounds per game	40.1	35.4	12/29/15	NORTHEASTERN	W 72-66	17074
Rebounding margin	+4.8	-	* 01/02/16	at Virginia Tech	Lot 68-73	4971
ASSISTS	322	379	* 1/7/16	LOUISVILLE	L 72-77	17762
Assists per game	11.5	13.5	* 01/10/16	at Wake Forest	L 74-77	11865
TURNOVERS	307	287	* 1/13/16	FLORIDA STATE	L 78-85	16846
Turnovers per game	11.0	10.3	* 01/16/16	at North Carolina	L 55-67	21750
Turnover margin	-0.7	-	* 1/19/16	at Pittsburgh	W 78-61	9849
Assist/turnover ratio	1.0	1.3	* 1/23/16	DUKE	L 78-88	19500
STEALS	123	172	* 1/27/16	GEORGIA TECH	L 83-90	15945
Steals per game	4.4	6.1	* 1/30/16	MIAMI	W 85-69	18103
BLOCKS	124	113	* 02/01/16	at Florida State	L 73-77	6375
Blocks per game	4.4	4.0	* 2/6/16	at Duke	L 80-88	9314
ATTENDANCE	286494	99722	* 2/13/16	WAKE FOREST	W 99-88	17074
Home games-Avg/Game	17-16853	9-9908	* 02/15/16	at Virginia	L 53-73	14016
Neutral site-Avg/Game	-	2-5275	* 2/20/16	CLEMSON	W 77-74	17536
			* 2/24/16	NORTH CAROLINA	L 68-80	19500

Score by Periods	1st	2nd	OT	Totals
NC State	953	1126	25	2104
Opponents	924	1113	19	2056

\* = Conference game

