



# WAKE FOREST DEMON DEACONS

## 2015-16 WAKE FOREST BASKETBALL

FEBRUARY 13, 2016  
PNC ARENA  
RALEIGH, NC  
#GoDeacs

### WAKE FOREST (10-14, 1-11) AT NC STATE (12-12, 2-9)

#### THE TEAMS

##### WAKE FOREST DEMON DEACONS



@TiedyeNation

##### NC STATE WOLFPACK



@PackMensBBall

#### THE NUMBERS

Record	10-14	Record	12-12
ACC	1-11	ACC	2-9
Home	5-7	Home	8-6
Away	3-6	Away	3-5
Neutral	2-1	Neutral	1-1
National Ranking	NR	National Ranking	NR
Scoring Offense	73.4	Scoring Offense	75.3
Scoring Defense	79.1	Scoring Defense	72.5
Rebound Margin	+1.6	Rebound Margin	+5.3
FG% Offense	44.1	FG% Offense	42.9
FG% Defense	44.8	FG% Defense	42.5
3FG% Offense	31.4	3FG% Offense	34.3
3FGs/Game	6.0	3FGs/Game	6.0
FT%	66.8	FT%	69.5
A/TO Ratio	0.93	A/TO Ratio	1.08
Turnover Margin	-4.0	Turnover Margin	-0.4
Steals	5.6	Steals	4.5
Blocks	4.3	Blocks	4.3

#### THE SERIES

##### WAKE FOREST VS. NC STATE

Overall: 103-139

At WF: 45-30 (21-6 LJVW)

At NCSU: 23-58 (4-12 PNC)

Last Meeting: W, 77-74, 1/10/16 in Winston-Salem

Streak: W2

#### THE COVERAGE

##### BROADCAST

RSN

Play-by-Play: Steve Martin

Color Analyst: Dan Bonner

FS CAROLINAS

##### RADIO

Wake Forest Sports Network

Play-by-Play: Stan Cotten

Color Analyst: Mark Freidinger

Studio Host: Phil Brame

WakeForestSports.com

Live audio stream of broadcast

##### ONLINE

Twitter // @TiedyeNation

Live updates with stats & notes

Facebook // fb.com/WakeForestSports

In-game updates and photos

YouTube // WakeForestAthletics

Postgame highlights and interviews

WakeForestSports.com

Complete coverage of Wake Forest basketball



#### DEACS CONTINUE ROAD TRIP WITH VISIT TO RALEIGH

- Wake Forest continues a three-game road trip today at NC State, its longest stretch of true road games since 2004-05
- The Deacs are looking to sweep a season series from an opponent for the first time since 2011-12 (Boston College)

#### SERIES HISTORY

- NC State leads the all-time series 139-103
- The Wolfpack have a 58-23 edge in Raleigh (12-4 at PNC Arena)
- The Deacs are looking for their first win in Raleigh since 2005 (lost last 10 games at NC State)
- The home team has won the last eight meetings in the series
- The Demon Deacons defeated the Wolfpack 77-74 on Jan. 10 for their only ACC win this season
- Devin Thomas had 20 points and 11 rebounds to lead the Deacs in that contest (one of five 20-and-10 games this season for Thomas)

#### NATION'S TOUGHEST SCHEDULE

- Wake Forest's strength of schedule is ranked No. 1 nationally in the Sagarin Ratings, the ESPN BPI and by KenPom
- The Deacs have played nine ranked opponents this season, their most in the regular season since 2004-05
- To end January, Wake Forest played four-straight ranked foes for just the second time in school history (end of 1972-73 season)
- 24 of Wake Forest's 30 regular season games are against teams currently ranked in the RPI Top 125

#### SPREADING THE WEALTH

- Wake has had 11 different players record a double-figure scoring game this season, its most since 11 players accomplished the feat in 1982-83
- The Deacons lead the ACC in that category (Miami is second with 10)
- Of the 11 players, nine have had a double-figure game in ACC play (most in the ACC)

#### LAST TIME OUT

- The Deacons suffered a 71-66 loss at Georgia Tech on Wednesday
- Devin Thomas led the Deacs with 20 points, his eighth 20-point game of the season

#### UP NEXT

- Wake Forest concludes a three-game road trip Tuesday at Pitt
- The game tips off at 7 p.m. and will air on ESPNU

#### 2015-16 SCHEDULE

##### NOVEMBER

6	UNC PEMBROKE (ex.)	W, 86-64
13	UMBC ^	ESPNU W, 78-73
15	at Bucknell	CBSN W, 90-82
18	RICHMOND	ESPNU L, 82-91
23	vs. #13 Indiana %	ESPNU W, 82-78
24	vs. #19 Vanderbilt %	ESPN L, 64-86
25	vs. UCLA %	ESPNU W, 80-77
30	at Rutgers @	ESPNU W, 69-68

##### DECEMBER

4	ARKANSAS	ESPNU W, 88-85
15	UNC GREENSBORO	ESPNU W, 81-71
18	COASTAL CAROLINA	ESPNU W, 83-77
22	#6 XAVIER	RSN L, 70-78
29	at LSU	ESPNU W, 77-71

##### JANUARY

3	at #18 Louisville *	ESPNU L, 57-65
6	#14 DUKE *	ESPNU L, 75-91
10	NC STATE *	ESPNU W, 77-74
13	at Virginia Tech *	RSN L, 91-93
16	SYRACUSE *	ACCN L, 55-83
20	at #2 North Carolina *	ESPNU L, 68-83
23	at #15 Miami *	ACCN L, 63-77
26	#11 VIRGINIA *	ESPNU L, 71-72
31	at #25 Notre Dame *	ACCN L, 62-85

##### FEBRUARY

2	CLEMSON *	ACCN L, 62-76
6	FLORIDA STATE *	RSN L, 71-91
10	at Georgia Tech *	RSN L, 66-71
13	at NC State *	RSN 12:00 pm
16	at Pitt *	ESPNU 7:00 pm
21	BOSTON COLLEGE *	ESPNU 6:30 pm
24	NOTRE DAME *	RSN 9:00 pm
28	VIRGINIA TECH *	ESPNU 6:30 pm

##### MARCH

1	at Duke *	ACCN 8:00 pm
8-12	at ACC Tournament (Washington, D.C.)	

All Times Eastern

\* ACC Game

^ Maui Jim Maui Invitational Opening Game

% Maui Jim Maui Invitational (Lahaina, HI)

@ Big Ten/ACC Challenge

#### POSSIBLE STARTERS

No.	Pos.	Name	Yr.	Ht. / Wt.	PPG	RPG	Of Note
0	G	Codi Miller-McIntyre	Sr.	6-3 / 205	7.1	3.9	Season-high 22 points at Virginia Tech
2	F	Devin Thomas	Sr.	6-9 / 245	16.2	9.8	32 career double-doubles (ACC active leader)
10	G	Mitchell Wilbekin	So.	6-2 / 175	7.0	1.8	Multiple 3-pointers in 11 games this season
13	G	Bryant Crawford	Fr.	6-3 / 200	13.3	2.7	Leads all ACC freshmen with 98 assists
44	F	Dinos Mitoglou	So.	6-10 / 245	10.2	5.3	Three double-doubles this season

#### KEY RESERVES

No.	Pos.	Name	Yr.	Ht./Wt.	PPG	RPG	Of Note
25	F	Cornelius Hudson	So.	6-7 / 195	7.4	3.4	17 points vs. Florida State
20	F	John Collins	Fr.	6-10 / 225	7.1	4.0	Double-figure scoring in 10 games this year
11	F	Greg McClinton	R-So.	6-7 / 200	3.7	2.4	Career-high 13 points vs. Coastal Carolina
23	G	Rondale Watson	So.	6-3 / 195	2.8	1.6	Career-high 11 points (3-3 3FG) at Va. Tech
4	C	Doral Moore	Fr.	7-1 / 265	2.8	1.9	Career-high 10 points vs. Syracuse

CARPE DEACON. SEIZE THE GAME.

# 2015-16 WAKE FOREST MEN'S BASKETBALL GAME NOTES

## INTERVIEWS & POLICIES

### POSTGAME INTERVIEWS

**Head Coaches:** Both head coaches will appear in the media room following brief cool-down periods. In most cases, the visiting head coach will appear first, followed by Wake Forest head coach Danny Manning.

**Wake Forest Players:** Requested players will be available in the media room following both head coaches' press conferences. The Wake Forest locker room is closed to the media.

**Opponent Players:** Please see the visiting SID. If that team's locker room is closed to the media, interviews are usually held outside in the hallway near the entrance to the visitors' locker room.

### ACC WEEKLY TELECONFERENCE

The 15 ACC basketball head coaches will be featured on a weekly teleconference each Monday beginning at 10:30 a.m. The teleconferences will begin on Jan. 4, 2016, and conclude on Feb. 29, 2016. Each coach will have 10 minutes to answer questions.

There will be an instant replay of the teleconference on the ACC's website, theACC.com, each Monday afternoon. Contact the ACC Media Relations Office (336-851-6062) or Steve Kirkland in the Wake Forest Athletic Communications Office to obtain the phone number and coaches order.

### 2016 ACC Coaches Teleconference Schedule

Date	Manning	That Week's Opponents
Jan. 4	11:20 am	Duke (12:10), NCSU (11:50)
Jan. 11	11:30 am	VT (11:20), Cuse (12:20)
Jan. 18	11:30 am	UNC (12:20), Miami (12:00)
Jan. 25	n/a	UVA (n/a), ND (11:10)
Feb. 1	11:30 am	CJ (11:00), FSU (n/a)
Feb. 8	11:10 am	GT (10:40), NCSU (11:40)
Feb. 15	11:30 am	Pitt (10:50), BC (10:30)
Feb. 22	11:30 am	ND (11:10), VT (11:20)
Feb. 29	11:30 am	Duke (12:20)

### MID-WEEK INTERVIEWS

All interviews with head coach Danny Manning and/or Demon Deacon players should be arranged through Steve Kirkland in the Athletic Communications Office. Interview requests should be made at least 24 hours in advance.

Interviews will be arranged to accommodate players' academic and basketball schedules. Players will not do interviews on gameday, except for postgame interviews.

### THE DANNY MANNING SHOW

Every Thursday (team schedule permitting) from 7-8 p.m., Wake Forest head coach Danny Manning and the Voice of the Deacons, Stan Cotten, host The Danny Manning Show. The one hour-long show originates from the IMG College Studios in Winston-Salem. The show airs locally on 98.1 WBRF-FM and on the Internet at WakeForestSports.com.

## WAKE FOREST ATHLETIC COMMUNICATIONS / MEDIA POLICIES

### MEDIA CREDENTIALS

Media credentials for Wake Forest home games should be requested by contacting Steve Kirkland in the Wake Forest Athletic Communications Office. Please make your requests in writing or via email, at least 48 hours prior to tip-off.

Priority is given to daily newspapers, radio/TV sports directors and other media who cover the Demon Deacons and their opponents on a regular basis, in addition to national print and electronic media. Spouses, non-workers and anyone 16 years-of-age or younger are not permitted in any working media area.

Credentials will not be mailed if credential request is received one week or less prior to the game. Credentials can be shipped overnight if a FedEx shipping number is provided.

### MEDIA WILL CALL

The media entrance to the Coliseum is located at the rear of the facility in close proximity to the media parking area. Media members can enter here and follow the hallway to the media workroom. This also serves as the primary exit for media staying to file stories.

The main media parking lot is located off of Deacon Boulevard in the Deacon Tower Lot. The secondary media lot is located off Deacon Boulevard in the BB&T Field Gold Lot. Only media with valid parking passes will be allowed to park in these areas.

There is a "will call" desk for media credentials located at the media entrance.

### PHOTOGRAPHERS

Photographers are restricted to either baseline area and are not permitted along courtside during game activity. Photographers will be assigned areas on the baseline.

The facility is lighted by mercury-vapor lamps (32 at 1000 watts each) with a vertical illumination of 90 footcandles and a horizontal illumination of 160 footcandles 36 inches above the playing surface.

Use of strobe lights can be purchased at the cost of \$50 per set, per game. To purchase, contact Steve Kirkland in the Wake Forest Athletic Communications Office.

### MEDIA SERVICES

Pre-game statistics, game notes and roster cards are provided prior to tip-off. Final stats, play-by-play and postgame quotes will be available in the media workroom.

Statistical monitors will be provided for live TV and the home and visiting team radio crews.

Live stats can also be accessed by the media via the Internet. See a member of the Wake Forest Athletic Communications staff for the web address.

Wireless internet access is available in the media workroom and on press row. For user name and password information, check the posted signs in the workroom or ask a member of the Wake Forest Athletic Communications staff.

### WAKE FOREST ATHLETIC COMMUNICATIONS

Mailing/Shipping Address.....	519 Deacon Blvd Winston-Salem, NC 27105
Phone.....	(336) 758-5640
Fax.....	(336) 758-5140
Website.....	WakeForestSports.com
Director (Men's Basketball Contact).....	Steve Kirkland
Email.....	skirkland@wfu.edu
Office.....	(336) 758-6099
Cell.....	(434) 825-5241
Ath. Comm Asst. (Secondary MBK Contact).....	Jake Ford
Email.....	fordjm@wfu.edu
Office.....	(336) 758-4120
Cell.....	(413) 218-9064
Admin. Coord. (Credentials).....	Emily Richey
Email.....	richeyem@wfu.edu
Associate AD/Athletic Communications.....	Steve Shutt
Assistant Director.....	Jay Garneau
Assistant Director.....	Andrew Wilson
Pressbox Phone.....	(336) 758-2350

### MEDIA SEATING

Media will be assigned seats at the press row tables along the visitors' baseline or in the five rows of seating in Section 113. Please check the media seating assignments posted in the media workroom.

### WAKEFORESTSPTS.COM

Updated statistics, game notes and complete student-athlete and coaching staff biographies for Wake Forest basketball, as well as all other Demon Deacon varsity sports, are available on the Wake Forest Athletics homepage.

Fans can also access live radio broadcasts, live up-to-the-second statistics, on-demand video and ticket information.

### SOCIAL MEDIA

For instant updates on Wake Forest basketball, follow the program's official Twitter account @TieDyeNation. For complete coverage of the Deacons, follow @DemonDeacons on Twitter, "Like" Wake Forest Sports on Facebook or subscribe to the Wake Forest Athletics channel on YouTube.

## UPCOMING SCHEDULE

FEB. 14 Sunday	FEB. 15 Monday	FEB. 16 Tuesday	FEB. 17 Wednesday	FEB. 18 Thursday	FEB. 19 Friday	FEB. 20 Saturday
Practice	Practice	GAMEDAY at Pitt	OFF	Practice	Practice (Budd Gym) Interviews 2:00 p.m.	Practice
	Danny Manning ACC Teleconf. 11:30 a.m.	7:00 p.m.		Danny Manning Radio Show 7:00-8:00 p.m.		

# 2015-16 WAKE FOREST MEN'S BASKETBALL GAME NOTES

## DEACS LOOK TO SNAP STREAKS

- Wake Forest looks to snap several streaks with a win today at NC State
- The Deacs have lost nine-straight contests, tied for the fourth-longest losing streak in school history
- The nine-game ACC losing streak is also tied for the fourth-longest streak in school history
- The Deacs have lost a school-record 20 consecutive ACC road games

## THOMAS DOMINATING INSIDE

- Devin Thomas has 11 double-doubles this season, including a pair of games with at least 20 points and 15 rebounds
- Thomas had 21 points and 17 rebounds vs. UMBC and 23 points and 17 rebounds at Rutgers
- Thomas' three career 20-and-15 games tie him with Travis McKie and Al-Farouq Aminu for the most by a Deacon in the post-Tim Duncan era
- Thomas' five 20-and-10 games this season lead the ACC (no one else has more than three) and are the most by a Deacon in a season since Al-Farouq Aminu had eight in 2009-10

## THOMAS CRASHES THE BOARDS

- Devin Thomas is the ACC's active leader in career rebounds (1,001), career double-doubles (32) and career double-figure rebounding games (41)
- He is the fourth-leading rebounder in the ACC this season, averaging 9.8 rebounds per game
- His 1,001 career rebounds rank fourth in school history
- If Thomas leads the team in rebounding this season, he would join Tim Duncan, Rod Griffin and Dickie Hemric as the only Deacons to lead the squad in rebounding for four consecutive seasons
- He recently became the 33rd player in ACC history with 1,000 rebounds and only the 16th player in league history with at least 1,000 points, 1,000 rebounds and 125 blocked shots.

## CRAWFORD THE SCORER...

- Freshman Bryant Crawford is second on the team in scoring at 13.3 points per game and has led the Deacs in scoring 12 times this year
- His four 20-point games are the most by a Deacon freshman since Travis McKie had five in 2010-11
- With 22 points vs. Virginia and 20 points at Notre Dame, Crawford was the first Wake freshman with consecutive 20-point games in conference play since McKie and the first to accomplish the feat against a pair of ranked opponents since James Johnson in 2007-08
- Crawford is the only ACC freshman this season to have consecutive 20-point games against ranked foes
- He was the first Deacon freshman to have two 20-point games among his first three collegiate games since Rodney Rogers in 1990-91

## AND CRAWFORD THE PASSER...

- Bryant Crawford has a pair of nine-assist games this season (Arkansas, Coastal Carolina), the most assists in a game by a Wake freshman since Ish Smith in 2006-07
- Crawford is averaging 4.3 assists per game and is the only freshman to rank among the ACC's top 10 in assists
- He is one of three freshmen in the nation averaging at least 13.0 points and 4.3 assists this season (Ben Simmons of LSU and DeJounte Murray of Washington)
- He is two assists away from becoming just the second Demon Deacon freshman to score 300 points and record 100 assists during his rookie season, joining Chris Paul (2003-04)

## GET IT TO THE GREEK

- Dinos Mitoglou has three double-doubles this season, already eclipsing his total from his freshman season (one)
- His 10-point, 10-rebound performance at Louisville on Jan. 3 was his first career ACC double-double
- Mitoglou is 2nd on the team with 37 3-pointers this season

## CODI'S BACK

- Senior guard Codi Miller-McIntyre made his season debut against UNCG after missing the first eight games of the season due to a foot fracture suffered in mid-October
- Miller-McIntyre has posted two 20-point games this season and leads the team with 21 career 20-point games
- At LSU, he recorded a career-high 12 rebounds in his first start of the season
- Miller-McIntyre had a season-high eight assists (and no turnovers) against Virginia
- He has led the Deacs in scoring each of the past two seasons

## WILBEKIN THE SHARP-SHOOTER

- Mitchell Wilbekin tied his career high with four 3-pointers against both UCLA and Rutgers
- Wilbekin is third on the team with 35 3-pointers this year
- In Wake's 10 wins this season, Wilbekin is shooting 42.6 percent (23-54) from behind the arc

## COLLINS THE SUPER SUB

- Freshman John Collins has 10 double-figure games off the bench this season
- His 170 points are second most in the ACC by a player who has not made a start this season (Tyler Lydon - Syracuse)

## NEWCOMERS MAKING THEIR MARK

- The Demon Deacon freshman trio of Bryant Crawford, John Collins and Doral Moore has combined for 22.5 points, 8.4 rebounds, 4.3 assists and 1.5 blocks per game this season
- Crawford is second on the team in scoring (13.3) and leads the team in assists (98), 3-pointers (45) and steals (31)
- Freshman forward John Collins is averaging 7.1 points per game, scoring in double figures in 10 games
- Collins leads the team in field goal percentage at 57.5 percent (61-106) (min. 100 attempts)
- Freshman center Doral Moore is averaging 2.8 points per game and scored 10 points vs. Syracuse

## OFF THE BENCH

- The Deacons have had 20 double-figure scoring performances from reserves this season, already matching the total from all of last season
- Four times this season (Vanderbilt, Arkansas, Coastal Carolina, Duke), Wake has had a pair of double-figure scorers off the bench

## GET TO THE LINE

- The Deacs rank in the top-25 nationally in free throw attempts per game at 26.0 FTAs per game
- Devin Thomas' 189 free throw attempts this season rank him in the top-15 nationally
- Thomas is on pace to become the first Deacon to have 200 free throw attempts in a season since Jeff Teague in 2008-09

## DEACONS PICKED 11TH IN PRESEASON POLL

- The Demon Deacons were selected 11th in the ACC during the poll of media attending ACC Operation Basketball on Oct. 28 in Charlotte

## UNIVERSITY QUICK FACTS

Location . . . Winston-Salem, NC 27109  
Founded . . . . . 1834  
Enrollment . . . . . 4,748 undergraduate  
Colors . . . . . Old Gold & Black  
Stadium . . . . . LJVM Coliseum (14,665)  
Conference . . . . . Atlantic Coast  
President . . . . . Dr. Nathan O. Hatch  
Athletic Director . . . . . Ron Wellman  
Athletic Dept. Phone . . . (336) 758-5616  
Ticket Office Phone . . . (888) 758-DEAC

## PROGRAM HISTORY

First Year of Basketball . . . . . 1906  
Season of Basketball . . . . . 109th  
All-Time Record . . . . . 1,498-1,180  
All-Time ACC Record . . . . . 420-496  
ACC Champions . . . 1961, 1962, 1995, 1996  
NCAA Appearances (Last) . . . . 22 (2010)

## WAKE FOREST IMG SPORTS NETWORK

Play-By-Play Announcer . . . Stan Cotten  
Color Analyst . . . . . Mark Friedinger  
Studio Host . . . . . Phil Brame  
President . . . . . Ben Sutton, Jr.  
General Manager . . . . . Jeff Salisbury

## WAKE FOREST BASKETBALL RADIO NETWORK AFFILIATES

Charlotte	WCRU-AM	960
Charlotte	WCRU-FM	105.7
Durham	WDRU-FM	105.5
Galax, VA; Triad	WBRF-FM	98.1
Greensboro	WKEW-AM	1400
Greensboro	WKEW-FM	96.3
Marion	WBRM-AM	1250
New Bern	WWNB-AM	1490
New Bern	WWNB-FM	103.9
Raleigh	WDRU-AM	1030
Raleigh	WDRU-FM	105.7
Statesville	WSIC-AM	1400
Statesville	WSIC-FM	100.7
Winston-Salem	WEGO-AM	980
Winston-Salem	WPOL-AM	1340
Winston-Salem	WPOL-FM	103.5

## DANNY MANNING SHOW RADIO NETWORK AFFILIATES

Galax, VA; Triad	WBRF-FM	98.1
New Bern	WWNB-AM	1490
New Bern	WWNB-FM	103.9
Statesville	WSIC-AM	1400
Statesville	WSIC-FM	100.7
Winston-Salem	WEGO-AM	980



# 2015-16 WAKE FOREST MEN'S BASKETBALL GAME NOTES

## ASSOCIATED PRESS POLL

1	Villanova (32)	20-3	1,566
2	Maryland (13)	21-3	1,499
3	Oklahoma (7)	19-3	1,472
4	Iowa (11)	19-4	1,471
5	<b>Xavier</b>	<b>21-2</b>	<b>1,382</b>
6	Kansas (1)	19-4	1,311
7	<b>Virginia (1)</b>	<b>19-4</b>	<b>1,223</b>
8	Michigan State	20-4	1,144
9	<b>North Carolina</b>	<b>19-4</b>	<b>1,136</b>
10	West Virginia	19-4	1,082
11	Oregon	20-4	905
12	<b>Miami (FL)</b>	<b>18-4</b>	<b>826</b>
13	<b>Louisville</b>	<b>19-4</b>	<b>819</b>
14	Iowa State	17-6	781
15	Texas A&M	18-5	663
16	SMU	20-2	593
17	Arizona	19-5	497
18	Purdue	19-5	456
19	Dayton	19-3	413
20	Providence	18-6	349
21	Baylor	17-6	333
22	Kentucky	17-6	228
23	USC	18-5	225
24	Texas	16-7	199
25	Wichita St	17-6	132

Others receiving votes: South Carolina 128, **Indiana 91**, **Notre Dame 75**, San Diego State 22, **Duke 14**, Seton Hall 14, Gonzaga 10, **LSU 10**, VCU 10, Valparaiso 9, Stony Brook 8, Saint Mary's 6, Saint Joseph's 5, UNC Wilmington 4, Hawaii 3, Utah 3, Chattanooga 2, Connecticut 2, George Washington 2, Michigan 1, Monmouth 1

## USA TODAY COACHES POLL

1	Villanova (11)	20-3	753
2	Maryland (11)	21-3	749
3	Oklahoma (3)	19-3	708
4	<b>Xavier</b>	<b>21-2</b>	<b>683</b>
5	Iowa (3)	19-4	674
6	Kansas (2)	19-4	670
7	<b>Virginia</b>	<b>19-4</b>	<b>616</b>
8	<b>North Carolina (1)</b>	<b>19-4</b>	<b>599</b>
9	Michigan State (1)	20-4	567
10	West Virginia	19-4	490
11	<b>Miami (FL)</b>	<b>18-4</b>	<b>433</b>
12	Oregon	20-4	423
13	Texas A&M	18-5	387
14	Arizona	19-5	310
15	Iowa State	17-6	307
16	Purdue	19-5	292
17	Dayton	19-3	236
18	Providence	18-6	236
19	Baylor	17-6	221
20	South Carolina	20-3	185
21	Kentucky	17-6	178
22	<b>Indiana</b>	<b>19-5</b>	<b>119</b>
23	USC	18-5	105
24	Wichita St	17-6	91
25	Texas	16-7	69

Others receiving votes: **Notre Dame 63**, Gonzaga 53, **Duke 40**, Saint Mary's 28, **Pittsburgh 25**, Seton Hall 21, Valparaiso 14, **Louisville 12**, Monmouth 12, Utah 12, VCU 8, **LSU 5**, Saint Joseph's 2, Stony Brook 1, California 1, **Clemson 1**, Arkansas-Little Rock 1

2015-16 Opponents in Bold

## NOTHING IS OVER UNTIL WE DECIDE IT IS!

- Wake has rallied from down double-digits in two of its 10 wins this year
- The Deacs trailed by 13 in the first half and by 11 at the half in their 90-82 victory at Bucknell on Nov. 15
- Wake came back from 12 down in the second half of the 69-68 win at Rutgers in the Big Ten/ACC Challenge on Nov. 30
- It is the first time the Deacs have rallied from at least 12 points down to win twice in a season since 2012-13 and just third time in history they have accomplished the feat twice on the road in the same season (2006-07, 1981-82)

## STRONG PERFORMANCE IN MAUI

- Wake Forest finished third at the Maui Jim Maui Invitational in its debut in the event
- The Deacons defeated No. 13 Indiana in the quarterfinals, fell to Vanderbilt in the semifinals and downed UCLA in the 3rd Place Game
- Devin Thomas was named to the All-Tournament Team

## CHALLENGING SCHEDULE

- The Demon Deacons' 2015-16 schedule features at least 15 games against 2015 NCAA Tournament teams
- Six opponents are currently ranked in either the AP or USA Today poll, with five others receiving votes in the polls
- The Deacs played three non-conference games against ranked opponents for the first time since 2004-05 (four against ranked foes)
- Wake Forest is the only ACC school and one of just nine "Power Five" Conference schools to play at least three true road games in non-conference play (Alabama, Arizona State, Auburn, Florida, Ole Miss, Oregon State, Tennessee, Vanderbilt)

## FOUR SIGN WITH WAKE FOREST

- Wake Forest signed four recruits to a National Letter of Intent during the early signing period in November
  - Brandon Childress (Winston-Salem, N.C.), a 6-0 three-star guard and son of assistant coach Randolph Childress
  - Samuel Japhet-Mathias (London, England), a 6-11 four-star center who played last season at Vermont Academy before returning home to England for his senior season
  - Donovan Mitchell (Clovis, Calif.), a 6-8 three-star forward from Buchanan High School
  - Richard Washington (Williamsburg, Va.), a 6-5 three-star guard/forward from Walsingham Academy

## DEACS IN THE NBA

- Six former Wake Forest players are currently on NBA rosters
- Tim Duncan (1994-97) is in his 19th season with the San Antonio Spurs. The five-time NBA Champion and two-time league MVP is coming off a year where he made his 15th All-Star appearance
- Chris Paul (2004-05) is in his fifth season with the Los Angeles Clippers and his 11th season overall in the league. A member of the All-NBA team a year ago, he is an nine-time NBA All-Star
- Paul was selected to the 2016 All-Star Game, marking the 17th consecutive year a Demon Deacon has been an All-Star, the longest active streak of any college
- Jeff Teague (2008-09) is in his seventh season with the Atlanta Hawks. Last year he earned his first NBA All-Star Game selection as he averaged 15.9 points per game
- James Johnson (2008-09) is with the Toronto Raptors, Al-Farouq Aminu (2009-10) is with the Portland Trail Blazers and Ish Smith (2007-10) is with the Philadelphia 76ers

## HEAD COACH DANNY MANNING

2nd Season at Wake Forest

Alma Mater: Kansas, 1991



## COACHING EXPERIENCE

- University of Kansas — 2004-07 (4 seasons)  
Director of Student-Athlete Development/Team Manager
- University of Kansas — 2008-12 (5 seasons)  
Assistant Coach
- University of Tulsa — 2013-14 (2 seasons)  
Head Coach
- Wake Forest — 2015 (2nd season)  
Head Coach

## MANNING COACHING RECORD

Year	School	Record	Conf	Postseason
2013	Tulsa	17-16	8-8 (5th)	CBI
2014	Tulsa	21-13	13-3 (t-1st*)	NCAA 2nd
<i>*C-USA Tournament champions</i>				
2015	Wake Forest	13-19	5-13 (12th)	
2016	Wake Forest	10-14	1-11	
<b>Career</b>		<b>61-62</b>	<b>27-35</b>	
		(.496)	(.435)	
<b>Wake Forest</b>		<b>23-33</b>	<b>6-24</b>	
		(.411)	(.200)	

## ACCOMPLISHMENTS AS HEAD COACH

- 2013-14 C-USA Coach of the Year
- 2013-14 C-USA Tournament Championship
- 2013-14 C-USA Regular Season Co-Championship
- 2013-14 NCAA Tournament Second Round

## COLLEGIATE PLAYING CAREER

- University of Kansas — 1984-88
- Kansas' all-time leading scorer and rebounder, finishing his four-year career with 2,951 points and 1,187 rebounds.
- 10th all-time leading scorer in NCAA history.
- Consensus first-team All-American (1987, 1988).
- Consensus College Player of the Year (1988).
- Three-time Big Eight Conference Player of the Year (1986, 1987, 1988).
- 1988 NCAA Final Four Most Outstanding Player after leading Kansas to the 1988 national title.
- Led Kansas to the 1986 NCAA Final Four.
- Inducted into the National Collegiate Basketball Hall of Fame on November 23, 2008.

## PROFESSIONAL PLAYING CAREER

- Played 15 seasons in the NBA for seven different teams (Clippers, Hawks, Suns, Bucks, Jazz, Mavericks, Pistons).
- The No. 1 pick in the 1988 NBA Draft by the L.A. Clippers.
- Two-time NBA All-Star (1993, 1994).
- NBA Sixth Man of the Year (1998).
- Averaged 14.0 points and 5.2 rebounds in 883 career games.

## INTERNATIONAL PLAYING CAREER

- Won a bronze medal as a member of the 1988 USA Olympic Team in Seoul, South Korea.
- Won a silver medal for the U.S. at the 1987 Pan American games in Indianapolis.

**HELP COACH MANNING ADVANCE FOR  
A CHANCE TO WIN \$100,000 FOR  
BRENNER CHILDREN'S HOSPITAL.**

VOTE NOW  
ESPN.COM/INFINITI

THE INFINITI COACHES' CHARITY CHALLENGE

# 2015-16 WAKE FOREST MEN'S BASKETBALL GAME NOTES

## 2015-16 DEMON DEACON ROSTER

NO.	PLAYER	POS.	YR.	HT.	HOMETOWN	PPG	RBG	OTHER	MINUTES
0	<b>Codi Miller-McIntyre</b> ( <i>MACK-in-tire</i> ) • Scored a season-high 22 points (including a career-high three 3-pointers) at Virginia Tech (Jan. 13)	G	Sr.	6-3	Concord, N.C.	7.1	3.9	3.8 apg	28.7
2	<b>Devin Thomas</b> • ACC active leader in career rebounds (1,001) and double-doubles (32)	F	Sr.	6-9	Harrisburg, Pa.	16.2	9.8	1.6 bpg	30.1
4	<b>Doral Moore</b> ( <i>Door-al</i> ) • First career double-figure game (10 points) vs. Syracuse (Jan. 16)	C	Fr.	7-1	Locust Grove, Ga.	2.8	1.9	0.6 bpg	5.9
10	<b>Mitchell Wilbekin</b> ( <i>WILL-buh-kin</i> ) • Made at least two 3-pointers in 11 games this season	G	So.	6-2	Gainesville, Fla.	7.0	1.8	1.4 apg	27.8
11	<b>Greg McClinton</b> • Career-high 13 points vs. Coastal Carolina (Dec. 18)	F	R-So.	6-7	Winston-Salem, N.C.	3.7	2.4	0.3 apg	11.6
13	<b>Bryant Crawford</b> • Leads all ACC freshmen in assists (98)	G	Fr.	6-3	Silver Spring, Md.	13.3	2.7	4.3 apg	30.6
20	<b>John Collins</b> • Had 14 points and eight rebounds vs. Vanderbilt (Nov. 24)	F	Fr.	6-10	West Palm Beach, Fla.	7.1	4.0	0.8 bpg	13.8
23	<b>Rondale Watson</b> • Had a career-high 11 points (4-4 FG, 3-3 3FG) at Virginia Tech (Jan. 13)	G	So.	6-9	Lewisburg, W.Va.	2.8	1.6	1.1 apg	14.1
25	<b>Cornelius Hudson</b> • Had 17 points and six rebounds vs. Florida State (Feb. 6)	F	So.	6-7	Dallas, Texas	7.4	3.4	1.4 apg	22.6
30	<b>Keyshawn Woods</b> • Sitting out this season after transferring from Charlotte, where he led Conference USA in 3-point percentage (46.6) last season	G	So.	6-3	Gastonia, N.C.	–	–	–	–
31	<b>Andre Washington</b> • Plans to redshirt this season	C	Sr.	7-0	Rocky Mount, Va.	–	–	–	–
35	<b>Stephen Prendergast</b> • Scored first point of the season vs. Syracuse (Jan. 16)	G	Sr.	6-1	Mahwah, N.J.	0.2	0.0	–	1.3
40	<b>Anthony Bilas</b> • Son of ESPN College Basketball analyst Jay Bilas	G	Fr.	6-2	Charlotte, N.C.	0.0	0.0	–	1.0
42	<b>Gilbert McGregor</b> • Son of former Deacon great and NBA broadcaster Gil McGregor	F	R-Jr.	6-4	New Orleans, La.	0.3	0.0	0.3 apg	1.0
43	<b>Trent VanHorn</b> • Scored a career-high 12 points vs. Vanderbilt (Nov. 24)	G	Jr.	6-3	Fort Wayne, Ind.	1.8	0.9	0.5 apg	13.7
44	<b>Konstantinos "Dinos" Mitoglou</b> ( <i>MIT-oh-glu</i> ) • Three double-doubles this season after just one his freshman season	F	So.	6-10	Thessaloniki, Greece	10.2	5.3	0.8 bpg	23.9
45	<b>Troy Rike</b> • First Californian to play for the Deacs since the early 1970s	F	So.	6-7	San Francisco, Calif.	0.5	1.5	–	1.3
51	<b>Grant O'Brien</b> • Played a career-high 10 minutes vs. UMBC (Nov. 13)	F	Sr.	6-7	North Andover, Mass.	0.1	0.4	–	4.5
52	<b>Britton Anderson</b> ( <i>britt-en</i> ) • Made collegiate debut vs. Syracuse (Jan. 16)	G	Fr.	6-4	Great Falls, Va.	0.0	0.0	–	1.0

<b>Head Coach</b>	Danny Manning	2nd Season / Kansas, 1991
<b>Assistant Coach</b>	Steve Woodberry	2nd Season / Kansas, 1994
<b>Assistant Coach</b>	Randolph Childress	5th Season / Wake Forest 1995
<b>Assistant Coach</b>	Brett Ballard	2nd Season / Kansas, 2003
<b>Director of Basketball Operations</b>	Justin Bauman	2nd Season / Kansas, 2004
<b>Director of Athletic Performance</b>	Ryan Horn	2nd Season / Shepherd University, 2007
<b>Director of Player Development</b>	Josh Mills	2nd Season / North Texas, 2007
<b>Video Coordinator</b>	Joe Balestrieri	2nd Season / Kansas, 2010
<b>Dir. of Technology &amp; Scouting Asst.</b>	Will Murphy	3rd Season / Wake Forest, 2013
<b>Student-Athlete Services</b>	Jane Caldwell	17th Season / UNC Greensboro
<b>Sports Medicine</b>	Greg Collins	20th Season / Kansas State, 1989
<b>Administrative Assistant</b>	Lynne Heflin	31st Season / Mary Washington College
<b>Communications</b>	Steve Kirkland	1st Season / Penn State, 2001
<b>Equipment Services</b>	Craig Zakrzewski	14th Season / Wake Forest, 2000

# 2015-16 WAKE FOREST MEN'S BASKETBALL GAME NOTES

## THE LAST TIME

### WAKE INDIVIDUALS...

- **Scored 30 points:** Devin Thomas (31), vs. Louisville (1/4/15)
- **Scored 35 points:** Justin Gray (38), at Maryland (1/15/06)
- **Scored 40 points:** Randolph Childress (40), vs. Duke (3/10/95) *ACCT*
- **Two players with 20 points:** Devin Thomas (21) & Codi Miller-McIntyre (20) vs. Duke (1/6/16)
- **Two players with 25 points:** Ish Smith (28) & Al-Farouq Aminu (26) vs. Xavier (1/3/10)
- **Three players with 20 points:** Taron Downey (27), Eric Williams (23) & Chris Paul (22) vs. West Virginia (3/19/05) *NCAAT*
- **20-point game off the bench:** Dinos Mitoglou (26), at Syracuse (1/13/15)
- **A player with back-to-back 30-point games:** Jeff Teague, 30 at BYU (1/3/09); 34 vs. North Carolina (1/11/09)
- **One player scored in double figures:** vs. Syracuse (1/16/16)
- **No players scored in double figures:** at Georgia Tech (1/19/11)
- **Five players scored in double figures:** at Virginia Tech (1/13/16)
- **All five starters scored in double figures:** at Virginia Tech (1/13/16)
- **Six players scored in double figures:** at Virginia Tech (1/13/16)
- **Had 15 rebounds:** Devin Thomas (17) at Rutgers (11/30/15)
- **Had 20 rebounds:** Al-Farouq Aminu (20) vs. William & Mary (11/28/09)
- **Had 25 rebounds:** Dickie Hemric (36) vs. Clemson (2/4/55)
- **Two players with 10 rebounds:** Dinos Mitoglou (10) and Devin Thomas (10) at Louisville (1/3/16)
- **Two players with 15 rebounds:** Devin Thomas (17) and Dinos Mitoglou (16) vs. UMBC (11/13/15)
- **Double-Double:** Devin Thomas (11 pts, 10 rebs) vs. Florida State (2/6/16)
- **Two players had a double-double:** Devin Thomas (14 pts, 10 rebs) & Dinos Mitoglou (10 pts, 10 rebs) at Louisville (1/3/16)
- **Three players had a double-double:** Al-Farouq Aminu (13 pts, 12 rebs), James Johnson (14 pts, 14 rebs) & L.D. Williams (15 pts, 10 rebs) vs. Baylor (11/30/08)
- **Double-Double with points and assists:** Codi Miller-McIntyre (23 pts, 11 assts) vs. Virginia Tech (3/10/15) *ACCT*
- **Four Double-Doubles in a row:** Devin Thomas (4 games), Jan 3-13, 2016
- **Triple-Double:** Tim Duncan (14 pts, 15 rebs, 10 blocks) vs. Maryland (1/13/96)
- **20 points and 20 rebounds:** Eric Williams (22 pts, 20 rebs) at Clemson (1/11/06)
- **10 assists:** Codi Miller-McIntyre (11) vs. Virginia Tech (3/10/15) *ACCT*
- **5 Blocked Shots:** Devin Thomas (5), vs. UNCG (12/15/15)
- **5 Steals:** Codi Miller-McIntyre (5) vs. Bucknell (12/22/14)
- **Led WF in Points, Rebounds and Assists:** Devin Thomas vs. Duke (1/6/16)
- **Led WF in Points, Rebounds, Assists, Steals and Blocks:** Chris Paul vs. Manhattan (3/20/04) *NCAAT*
- **Hit a last second shot to win a game:** Devin Thomas, at Richmond (12/28/14), tip-in as time expired in regulation to win 65-63
- **Played every minute:** Madison Jones at Duke (2/4/14)
- **Played 40 or more minutes:** Codi Miller-McIntyre (41) & Devin Thomas (41) at Florida State (1/28/15)

### WAKE TEAM...

- **Won in Overtime:** Dec. 7, 2013, Won 76-66 vs. Richmond
- **Lost in Overtime:** Jan. 28, 2015, Lost 82-76 in 2OT at Florida State
- **Played Two Overtimes:** Jan. 28, 2015, Lost 82-76 in 2OT at Florida State
- **Played Three Overtimes:** Dec. 20, 2003, Won 119-114 in 3OT at North Carolina
- **Shot 70 percent for a Half:** 77.3% (17-22), vs. Radford (11/9/12), first half
- **Shot 60 percent in a Game:** 61.0% (25-41), vs. Notre Dame (3/12/14) *ACCT*
- **Shot less than 30 percent in a Game:** 21.8% (12-55), vs. Virginia (2/25/15)
- **Shot 90 percent from the free throw line:** 92.0% (23-25) vs. Georgia Tech (2/16/13)
- **Shot 50 percent from 3-point line:** 54.2% (13-24), at Virginia Tech (1/13/16)
- **Shot less than 30 percent in a half:** 20.7% (6-29), vs. Xavier (12/22/15), second half
- **Shot less than 20 percent in a half:** 19.0% (4-21), at Georgia Tech (1/19/11)
- **Shot 55 percent or better and lost:** 58.9% (33-56) at Virginia Tech (1/13/16)
- **Attempted 50 FTs:** 50, vs. Robert Morris (12/22/82)
- **Made 30 FTs:** 30 (of 42), vs. UCLA (11/25/15)
- **Made 10 3-pt FGs:** 13, at Virginia Tech (1/13/16)
- **Failed to make a 3-pt FG:** at NC State (2/20/10)
- **Had 50 rebounds:** 59, vs UMBC (11/13/15)
- **Had 25 assists:** 28, at East Carolina (12/22/08)
- **Had 15 steals:** 18, vs. Longwood (2/23/05)
- **Had 10 blocks:** 10, at Rutgers (11/30/15)
- **Scored 50 pts in a half:** 53, at Virginia Tech (1/13/16), second half
- **Scored 60 pts in a half:** 61, vs. UNC Wilmington (11/19/08), first half
- **Scored 100 pts (ACC):** 114, vs. Georgia Tech (3/8/07) *ACCT*
- **Scored 100 pts (non-conf):** 120, vs. UNC Wilmington (11/19/08)
- **Scored under 20 pts in 1st half:** 15, at Duke (3/4/15)
- **Scored under 20 pts in 2nd half:** 19, vs. Virginia (2/25/15)
- **Scored under 50 pts in a game:** 34, vs. Virginia (2/25/15)

### OPPONENT INDIVIDUALS...

- **Scored 30 points:** Marcus Georges-Hunt (30), at Georgia Tech (2/10/16)
- **Scored 35 points:** Rakeem Christmas (35), at Syracuse (1/13/15)
- **Scored 40 points:** J.R. Reynolds (40), at Virginia (1/21/07)
- **Two players with 20 points:** Justin Bibbs (32) & Zach LeDay (20) at Virginia Tech (1/13/16)
- **Two players with 25 points:** Gerald Henderson (35) & Jon Scheyer (30) at Duke (2/22/09)
- **Three players with 20 points:** Andre Dawkins (21), Ryan Kelly (20) & Austin Rivers (20) at Duke (1/19/12)
- **20-point game off the bench:** Luke Kennard (23), Duke (1/6/16)
- **One player scored in double figures:** at North Carolina (1/20/16)
- **No players scored in double figures:** at Richmond (12/22/05)
- **Five players scored in double figures:** Florida State (2/6/16)
- **All five starters scored in double figures:** Florida State (2/6/16)
- **Six players scored in double figures:** Virginia Tech (1/31/15)
- **Had 15 rebounds:** Charles Mitchell (15), at Georgia Tech (2/10/16)
- **Had 20 rebounds:** Horace Grant (20), at Clemson (2/18/87)
- **Had 25 rebounds:** Len Elmore (26), at Maryland (2/27/74)
- **Two players with 10 rebounds:** Michael Gbinije (11) and Tyler Roberson (10), at Syracuse (1/13/15)
- **Double-Double:** Charles Mitchell (14 pts, 15 rebs), at Georgia Tech (2/10/16)
- **Two players had a double-double:** Tyler Zeller (18 pts, 18 rebs) & John Henson (14 pts, 12 rebs), North Carolina (1/31/12)
- **Three players had a double-double:** Raymond Felton (22 pts, 11 assts), Sean May (15 pts, 11 rebs) & Jawad Williams (17 pts, 12 rebs), at North Carolina (12/20/03)
- **Double-Double with points and assists:** Jerian Grant (24 pts, 10 assts), at Notre Dame (2/17/15)
- **Triple-Double:** Tu Holloway (14 pts, 10 rebs, 14 assts), at Xavier (12/18/10)
- **20 points and 20 rebounds:** Horace Grant (33 pts, 20 rebs), at Clemson (2/18/87)
- **10 assists:** Jerian Grant (10), at Notre Dame (2/17/15)
- **5 Blocked Shots:** BeeJay Anya (5), at NC State (12/6/14)
- **5 Steals:** Demetrius Jackson (6), at Notre Dame (1/31/16)
- **Led Opponent in Points, Rebounds and Assists:** Jaron Blossomgame, Clemson (2/2/16)
- **Hit a last second shot to win a game:** Darius Thompson, Virginia (1/26/16), 3-pointer as time expired in regulation to win 72-71

### OPPONENT TEAM...

- **Shot 70 percent for a Half:** 70.8% (17-24), NC State (2/3/15)
- **Shot 60 percent in a Game:** 60.3% (35-58), North Carolina (1/21/15)
- **Shot less than 30 percent in a Game:** 28.6 (14-49), Bucknell (12/22/15)
- **Shot 90 percent from the free throw line:** 92.6% (25-27), Duke (1/6/16)
- **Shot 50 percent from 3-point line:** 52.0% (13-25), at Duke (3/4/15)
- **Shot less than 30 percent in a half:** 26.5% (9-34), at North Carolina (1/20/16), second half
- **Shot less than 20 percent in a half:** 15.4% (4-26), Bucknell (12/22/14), first half
- **Shot 55 percent or better and lost:** 60.0% (24-40), Richmond (12/22/06)
- **Attempted 50 FTs:** 50, Boston College (2/8/06)
- **Made 30 FTs:** 32 (of 42), Boston College (3/1/14)
- **Made 10 3-pt FGs:** 10, Florida State (2/6/16)
- **Failed to make a 3-pt FG:** Virginia (1/31/04)
- **Had 50 rebounds:** 55, Syracuse (1/29/14)
- **Had 25 assists:** 27, at Maryland (2/5/11)
- **Had 15 steals:** 15, at North Carolina (1/20/16)
- **Had 10 blocks:** 10, at Clemson (1/18/14)
- **Scored 50 pts in a half:** 54, Florida State (2/6/16), second half
- **Scored 60 pts in a half:** 67, at Boston College (1/12/08), second half
- **Scored 70 pts in a half:** 74, at NC State (3/5/83), second half
- **Scored 100 pts (ACC):** 105, at North Carolina (2/22/14)
- **Scored 100 pts (non-conf):** 111, West Virginia (3/19/05) *NCAAT*
- **Scored under 20 pts in 1st half:** 17, Georgia Tech (2/15/12)
- **Scored under 20 pts in 2nd half:** 17, at East Carolina (12/22/08)
- **Scored under 50 pts in a game:** 49, Mount St. Mary's (11/26/14)



# 2015-16 WAKE FOREST MEN'S BASKETBALL GAME NOTES

## MISCELLANEOUS STATS

<b>LARGEST LEAD AT ANY TIME:</b>	18, Dec. 22 vs. Xavier (led 36-18 at 3:45, first half)
<b>LARGEST DEFICIT AT ANY TIME:</b>	33, Jan. 16 vs. Syracuse (trailed 78-45 at 5:38, second half)
<b>LARGEST DEFICIT OVERCOME TO WIN:</b>	13, Nov. 15 at Bucknell (trailed 22-35 at 6:51, first half)
<b>LARGEST LEAD SURRENDERED IN A LOSS:</b>	18, Dec. 22 vs. Xavier (led 36-18 at 3:45, first half)
<b>LARGEST HALFTIME LEAD:</b>	15, Dec. 22 vs. Xavier (led 43-28)
<b>LARGEST HALFTIME DEFICIT:</b>	20, Jan. 16 vs. Syracuse (trailed 47-27)
<b>LARGEST HALFTIME DEFICIT OVERCOME TO WIN:</b>	11, Nov. 15 at Bucknell (trailed 37-48)
<b>LARGEST HALFTIME LEAD SURRENDERED IN A LOSS:</b>	15, Dec. 22 vs. Xavier (led 43-28)
<b>MOST CONSECUTIVE POINTS SCORED:</b>	15, Jan. 10 vs. NC State
<b>MOST CONSECUTIVE POINTS ALLOWED:</b>	16, Jan. 10 vs. NC State

## SPECIALTY STATS

<b>POINTS OFF TURNOVERS</b>	<b>WAKE FOREST</b>	<b>OPPONENT</b>
<b>Average</b>	12.4	16.2
<b>High</b>	24 vs. UCLA (Nov. 25)	30 by Syracuse (Jan. 16)
<b>Low</b>	3 vs. Florida State (Feb. 6)	4 (twice)

<b>2ND CHANCE POINTS</b>	<b>WAKE FOREST</b>	<b>OPPONENT</b>
<b>Average</b>	12.0	12.2
<b>High</b>	25 vs. UMBC (Nov. 13)	20 by Syracuse (Jan. 16)
<b>Low</b>	4 (twice)	4 (twice)

<b>POINTS IN THE PAINT</b>	<b>WAKE FOREST</b>	<b>OPPONENT</b>
<b>Average</b>	33.5	35.8
<b>High</b>	52 vs. Indiana (Nov. 23)	50 by UCLA (Nov. 25)
<b>Low</b>	20 (twice)	22 by Bucknell (Nov. 15)

<b>FAST BREAK POINTS</b>	<b>WAKE FOREST</b>	<b>OPPONENT</b>
<b>Average</b>	7.4	7.4
<b>High</b>	16 vs. Coastal Carolina (Dec. 18)	12 by NC State (Jan. 10)
<b>Low</b>	0 vs. Syracuse (Jan. 16)	0 by Louisville (Jan. 3)

<b>BENCH POINTS</b>	<b>WAKE FOREST</b>	<b>OPPONENT</b>
<b>Average</b>	19.7	18.7
<b>High</b>	35 vs. Arkansas (Dec. 4)	35 by Arkansas (Dec. 4)
<b>Low</b>	7 vs. Virginia (Jan. 26)	4 by Clemson (Feb. 2)

## DEMON DEACON GAME LEADERS

<b>POINTS</b>	<b>2015-16</b>	<b>CAREER</b>	<b>REBOUNDS</b>	<b>2015-16</b>	<b>CAREER</b>
Crawford	12	12	Thomas	19	78
Thomas	10	31	Collins	2	2
Mitoglou	1	6	Mitoglou	2	6
Miller-McIntyre	1	25	Miller-McIntyre	1	10
Moore	1	1	Hudson	1	1
Hudson	1	3	McClinton	-	2
Wilbekin	-	2	Wilbekin	-	1

<b>ASSISTS</b>	<b>2015-16</b>	<b>CAREER</b>	<b>STEALS</b>	<b>2015-16</b>	<b>CAREER</b>
Crawford	12	12	Crawford	11	11
Thomas	6	21	Thomas	4	18
Miller-McIntyre	6	65	VanHorn	4	4
Watson	1	1	Miller-McIntyre	4	24
Wilbekin	1	3	Wilbekin	3	13
Hudson	1	1	Hudson	3	7
			McClinton	2	5
			Mitoglou	2	5
			Moore	2	2
			Watson	2	3
			Collins	1	1
			Prendergast	1	1
			Washington	-	2

<b>BLOCKS</b>	<b>2015-16</b>	<b>CAREER</b>
Thomas	17	60
Mitoglou	10	19
Collins	9	9
Moore	5	5
Crawford	2	2
McClinton	1	6
Hudson	1	3
Watson	1	1
Washington	-	20
Miller-McIntyre	-	7

## WAKE FOREST'S RECORD...

Home.....	5-7
Road.....	3-6
Neutral.....	2-1
Ranked Opponent.....	1-8
Unranked Opponent.....	9-6
Leads at halftime.....	9-4
Trails at halftime.....	1-10
Tied at halftime.....	0-0
Goes into overtime.....	0-0
Leads by 10 or more points.....	7-3
Trails by 10 or more points.....	2-10
Shoots 50% or better.....	3-3
Shoots less than 50%.....	7-11
Shoots less than 45%.....	5-10
Shoots less than 40%.....	2-5
Opponent shoots 50% or better.....	0-5
Opponent shoots less than 50%.....	10-9
Opponent shoots less than 45%.....	6-5
Opponent shoots less than 40%.....	2-2
Has higher FG% than opponent.....	7-5
Has lower FG% than opponent.....	3-9
Has same FG% as opponent.....	0-0
Outrebounds its opponent.....	7-4
Outrebounded by opponent.....	2-10
Has same rebounds as opponent.....	1-0
Has more offensive rebounds than opponent.....	5-6
Has fewer offensive rebounds than opponent.....	5-8
Has same offensive rebounds as opponent.....	0-0
Has fewer turnovers than opponent.....	3-1
Has more turnovers than opponent.....	6-12
Has same turnovers as opponent.....	1-1
Has fewer than 10 turnovers.....	1-1
Opponent has fewer than 10 turnovers.....	2-6
Shoots more FTs than opponent.....	7-6
Shoots fewer FTs than opponent.....	1-8
Shoots the same FTs as opponent.....	2-0
Has game decided by 10 points or less.....	10-6
Has game decided by 5 points or less.....	6-3
Scores <60 points.....	0-2
Scores 60-69 points.....	1-6
Scores 70-79 points.....	3-4
Scores 80-89 points.....	5-1
Scores 90+ points.....	1-1
Allows <60 points.....	0-0
Allows 60-69 points.....	1-1
Allows 70-79 points.....	7-5
Allows 80-89 points.....	2-4
Allows 90+ points.....	0-4
Wins the tip.....	7-8
Loses the tip.....	3-6
White uniforms.....	4-6
Black uniforms.....	5-6
Gold uniforms.....	1-2

# 2015-16 WAKE FOREST MEN'S BASKETBALL GAME NOTES

## UPDATED RECORD BOOK

### CAREER POINTS

1. Dickie Hemric (1952-55)	2,587
2. Randolph Childress (1991, 93-95)	2,208
3. Len Chappell (1960-62)	2,165
4. Tim Duncan (1994-97)	2,117
5. Skip Brown (1974-77)	2,034
6. Rod Griffin (1975-78)	1,985
7. Charlie Davis (1969-71)	1,970
8. Justin Gray (2003-06)	1,946
9. Robert O'Kelley (1998-01)	1,885
10. Darius Songaila (1999-02)	1,859
11. Josh Howard (2000-03)	1,765
12. Frank Johnson (1977-81)	1,749
13. Eric Williams (2003-06)	1,738
14. Chris King (1989-92)	1,721
15. Rodney Rogers (1991-93)	1,720
16. Travis McKie (2011-14)	1,687
17. Bob Leonard (1964-66)	1,637
18. C.J. Harris (2010-13)	1,613
19. Lefty Davis (1953-56)	1,594
20. Sam Ivy (1987-90)	1,551
21. Jack Williams (1953-57)	1,453
22. Alvis Rogers (1979-83)	1,441
<b>23. Devin Thomas (2013-pres.)</b>	<b>1,423</b>
24. Jerry Schellenberger (1974-77)	1,366
25. Craig Dawson (1999-02)	1,342
26. Delaney Rudd (1982-85)	1,329
27. Billy Packer (1960-62)	1,316
28. Tony Rutland (1995-98)	1,274
29. Kenny Green (1983-85)	1,252
30. Jackie Murdock (1955-57)	1,239
31. Paul Long (1966-67)	1,225
<b>Codi Miller-McIntyre (2013-pres.)</b>	<b>1,225</b>
33. Mark Cline (1984-87)	1,202
34. Dickie Walker (1968-70)	1,201
35. Danny Young (1981-84)	1,170
36. Mike Helms (1979-82)	1,165
37. Guy Morgan (1979-82)	1,128
38. Taron Downey (2002-05)	1,118
39. Jim Johnstone (1979-82)	1,117
40. Ishmael Smith (2007-10)	1,114
41. Trelonnie Owens (1991-94)	1,104
42. Ronny Watts (1963-65)	1,069
43. Tony Byers (1973-74)	1,054
44. Anthony Tucker (1990-92)	1,043
45. Gil McGregor (1969-71)	1,039
46. Ernie Wiggins (1955-57)	1,037
47. Anthony Teachey (1981-84)	1,036
48. Dave Budd (1958-60)	1,014
49. L.D. Williams (2007-10)	1,005
50. Frank Christie (1962-64)	1,000
Jeff Teague (2008-09)	1,000

### CAREER REBOUNDS

1. Dickie Hemric (1952-55)	1,802
2. Tim Duncan (1994-97)	1,570
3. Len Chappell (1960-62)	1,213
<b>4. Devin Thomas (2013-pres.)</b>	<b>1,001</b>
5. Rod Griffin (1975-78)	947
6. Anthony Teachey (1981-84)	869
7. Eric Williams (2003-06)	858
8. Josh Howard (2000-03)	856
9. Gil McGregor (1969-71)	850
10. Ronny Watts (1963-65)	833
11. Travis McKie (2011-14)	816
12. Darius Songaila (1999-02)	813
13. Jack Williams (1953-57)	751
14. Jamaal Levy (2002-05)	743
15. Rafael Vidaurreta (1998-01)	727

### CAREER ASSISTS

1. Tyrone "Muggsy" Bogues (1984-87)	781
2. Ishmael Smith (2007-10)	612
3. Skip Brown (1974-77)	579
4. Derrick McQueen (1988-92)	575
5. Danny Young (1981-84)	493
6. Randolph Childress (1991, 93-95)	472
7. Frank Johnson (1977-81)	460
<b>8. Codi Miller-McIntyre (2013-pres.)</b>	<b>409</b>
9. Chris Paul (2004-05)	395
10. Justin Gray (2003-06)	382
11. Taron Downey (2002-05)	366
12. Tony Rutland (1995-98)	356
13. Tim Duncan (1994-97)	288
14. Broderick Hicks (1999-02)	286
15. Delaney Rudd (1982-85)	283

### CAREER BLOCKS

1. Tim Duncan (1994-97)	481
2. Anthony Teachey (1981-84)	203
3. Larry Hairston (1976-79)	188
4. Guy Morgan (1979-82)	182
5. Ty Walker (2009-12)	144
6. Josh Howard (2000-03)	143
7. Antawn Scott (1999-02)	140
<b>8. Devin Thomas (2013-pres.)</b>	<b>137</b>
9. Kyle Visser (2004-07)	116
10. Chas McFarland (2007-10)	114

### CAREER REBOUNDING AVERAGE (Min 50 games)

1. Dickie Hemric (1952-55)	17.3
2. Len Chappell (1960-62)	13.9
3. Tim Duncan (1994-97)	12.3
4. Gil McGregor (1969-71)	10.6
5. Ronny Watts (1963-65)	10.4
6. Jack Williams (1953-57)	9.2
7. Dave Budd (1958-60)	9.1
8. Rod Griffin (1975-78)	8.9
<b>9. Devin Thomas (2013-pres.)</b>	<b>8.3</b>
James Johnson (2008-09)	8.3

### CAREER DOUBLE-DOUBLES

1. Tim Duncan (1994-97)	87
2. Len Chappell (1960-62)	66
3. Ronny Watts (1963-65)	45
4. Rod Griffin (1975-78)	43
5. Gil McGregor (1969-71)	34
<b>6. Devin Thomas (2013-pres.)</b>	<b>32</b>
7. Al-Farouq Aminu (2009-10)	29
8. Dickie Hemric (1952-55)	27
9. Rodney Rogers (1991-93)	25
10. Eric Williams (2003-06)	24

## DOUBLE-TIME

DOUBLE-DOUBLES	2015-16	CAREER
Devin Thomas	11	32
Dinos Mitoglou	3	4
Codi Miller-McIntyre	-	2

DOUBLE-FIGURE POINTS	2015-16	CAREER
Devin Thomas	22	73
Bryant Crawford	17	17
Dinos Mitoglou	12	25
John Collins	10	10
Mitchell Wilbekin	7	18
Cornelius Hudson	5	16
Codi Miller-McIntyre	5	60
Greg McClinton	3	5
Rondale Watson	1	1
Trent VanHorn	1	1
Doral Moore	1	1

DOUBLE-FIGURE REBOUNDS	2015-16	CAREER
Devin Thomas	12	41
Dinos Mitoglou	3	4
Codi Miller-McIntyre	1	1

DOUBLE-FIGURE ASSISTS	2015-16	CAREER
Codi Miller-McIntyre	-	3

## BIG-TIME PERFORMANCES

20-POINT GAMES	2015-16	CAREER
Devin Thomas	8	17
Bryant Crawford	4	4
Codi Miller-McIntyre	2	21
Dinos Mitoglou	1	3

30-POINT GAMES	2015-16	CAREER
Devin Thomas	-	1

15-REBOUND GAMES	2015-16	CAREER
Devin Thomas	2	7
Dinos Mitoglou	-	1

## COUNT IT ... AND THE FOUL

AND ONES*	2015-16	CAREER
Devin Thomas	6	33
John Collins	2	2
Bryant Crawford	2	2
Cornelius Hudson	2	4
Trent VanHorn	1	1
Mitchell Wilbekin	1	1
Greg McClinton	1	3
Dinos Mitoglou	1	3
Codi Miller-McIntyre	1	28 (1)
Andre Washington	-	1

\* made FG while fouled, followed by a made FT  
(#) four-point plays



# 2015-16 WAKE FOREST MEN'S BASKETBALL GAME NOTES

## 2015-16 BOX SCORES

<b>WAKE FOREST</b>	<b>86</b>	<b>EXHIBITION</b>
<b>UNC PEMBROKE</b>	<b>64</b>	<b>Nov. 6, 2015</b>
		LJVM Coliseum (5,412)
		Winston-Salem, NC

UNC PEMBROKE	fg	3fg	ft	o-d-t	pf	TP	a	to	bs	s	mp
35 Winford*	2-6	0-0	3-4	2-3-5	3	7	1	1	0	2	21
45 Kordenbrock*	1-7	0-0	0-0	1-2-3	4	2	0	0	2	0	19
0 Watts*	5-14	2-6	0-0	0-4-4	4	12	0	3	0	1	30
3 Bradley*	3-9	2-7	2-2	0-4-4	1	10	3	3	0	3	29
23 Rose*	5-15	0-6	2-2	2-2-4	3	12	4	4	0	4	31
2 Smith	0-1	0-1	0-0	0-0-0	0	0	0	0	0	0	2
4 Wright	3-5	1-1	2-2	2-1-3	3	9	1	0	1	2	17
10 Fuller	0-0	0-0	1-4	0-0-0	1	1	0	0	0	1	1
11 Staiti	0-0	0-0	0-0	0-1-1	1	0	0	0	0	0	6
12 Murray-Boyles	0-4	0-0	1-2	0-3-3	3	1	0	2	0	0	12
14 Hinton	0-4	0-0	0-0	0-1-1	3	0	1	2	0	4	11
21 Mounce	3-6	0-0	4-5	1-0-1	2	10	0	1	1	0	21
TEAM				4-1-5							

Totals.....	22-71	5-21	15-21	12-22-34	27	64	10	16	4	17	200
WAKE	fg	3fg	ft	o-d-t	pf	TP	a	to	bs	s	mp
2 Thomas*	10-14	0-0	5-8	3-13-16	1	25	0	3	1	1	32
11 McClinton*	3-4	0-0	2-2	3-5-8	2	8	3	3	1	2	31
44 Mitoglou*	4-7	1-3	6-8	1-6-7	3	15	0	2	2	1	25
10 Wilbekin*	3-9	2-4	1-2	0-3-3	4	9	7	2	0	0	34
13 Crawford*	2-10	0-4	4-6	0-3-3	2	8	6	7	1	1	34
4 Moore	1-1	0-0	2-4	0-1-1	2	4	0	1	2	1	9
20 Collins	4-6	0-0	4-5	2-3-5	2	12	1	0	4	2	12
35 Prendergast	0-0	0-0	0-0	0-0-0	1	0	2	0	0	0	4
43 VanHorn	1-2	1-1	2-4	1-3-4	1	5	1	3	0	0	14
51 O'Brien	0-1	0-0	0-0	0-0-0	1	0	1	2	0	0	5
TEAM				0-2-2							
Totals.....	28-54	4-12	26-39	10-39-49	19	86	19	25	11	8	200
UNC Pembroke	33	31	64	31.0	23.8	71.4					
Wake Forest	32	54	86	51.9	33.3	66.7					

Points in the paint-UNC 20,WF 38. Points off turnovers-UNC 33,WF 16.  
2nd chance points-UNC 15,WF 8. Fast break points-UNC 9,WF 16.  
Bench points-UNC 21,WF 21. Score tied-2 times. Lead changed-6 times.  
Largest lead-UNC by 8 1st-03:17, WF by 22 2nd-00:26.  
UNC led for 14:09. WF led for 24:34. Game was tied for 00:26.  
Officials: Bill Covington, Jr., Tim Clougherty, Tim Nestor  
Technical Fouls: UNCP-Rose

<b>WAKE FOREST</b>	<b>78</b>	<b>GAME #1</b>
<b>UMBC</b>	<b>73</b>	<b>Nov. 13, 2015</b>
		LJVM Coliseum (6,904)
		Winston-Salem, NC

UMBC (0-1)	fg	3fg	ft	o-d-t	pf	TP	a	to	bs	s	mp
13 Shelburne*	5-17	2-9	0-0	0-2-2	4	12	2	1	0	2	39
42 Joyce*	1-6	0-0	2-4	2-4-6	5	4	1	1	1	0	21
1 Elliott*	5-10	3-6	0-1	1-1-2	4	13	0	3	0	2	22
5 Grant*	5-10	1-1	9-11	0-5-5	3	20	5	1	0	3	31
55 Brent*	5-9	2-5	1-3	0-3-3	3	13	0	1	0	1	21
0 Ervin	2-6	0-2	0-0	1-2-3	1	4	2	0	0	0	17
4 Wincowski	2-3	1-2	0-0	1-5-6	2	5	2	0	0	0	29
21 Schwietz	1-1	0-0	0-4	2-0-2	3	2	0	1	2	2	9
41 Stenhede	0-3	0-0	0-2	2-1-3	2	0	0	1	1	0	11
TEAM				2-2-4							

Totals.....	26-65	9-25	12-25	11-25-36	27	73	12	9	4	10	200
WAKE (1-0)	fg	3fg	ft	o-d-t	pf	TP	a	to	bs	s	mp
2 Thomas*	7-15	0-0	7-11	7-10-17	2	21	4	3	2	0	30
11 McClinton*	3-6	0-0	0-1	4-1-5	5	6	1	0	1	1	20
44 Mitoglou*	6-16	1-7	6-7	6-10-16	3	19	3	5	3	0	31
10 Wilbekin*	2-9	2-6	2-2	0-1-1	2	8	1	0	0	0	35
13 Crawford*	2-9	0-4	5-5	0-5-5	4	9	2	3	0	0	32
4 Moore	1-4	0-0	0-0	2-1-3	2	2	0	3	2	0	5
20 Collins	5-7	0-0	0-0	4-3-7	0	10	1	2	3	0	11
35 Prendergast	0-0	0-0	0-0	0-0-0	0	0	0	0	0	0	1
43 VanHorn	0-1	0-1	3-4	0-1-1	3	3	0	0	0	1	25
51 O'Brien	0-2	0-2	0-0	0-1-1	0	0	0	0	0	0	10
TEAM				1-2-3							
Totals.....	26-69	3-20	23-30	24-35-59	21	78	12	16	11	2	200
UMBC	40	33	73	40.0	36.0	48.0					
Wake Forest	41	37	78	37.7	15.0	76.7					

Points in the paint-UMBC 30,WF 40. Points off turnovers-UMBC 17,WF 7.  
2nd chance points-UMBC 25,WF 7. Fast break points-UMBC 10,WF 2.  
Bench points-UMBC 11,WF 15. Score tied-8 times. Lead changed-20 times.  
Largest lead-UMBC by 3 1st-10:07, WF by 6 1st-06:32.  
UMBC led for 7:29. WF led for 28:39. Game was tied for 03:52.  
Officials: Sean Hull, Louie Andrakakos, Trey Styons

<b>WAKE FOREST</b>	<b>90</b>	<b>GAME #2</b>
<b>BUCKNELL</b>	<b>82</b>	<b>Nov. 15, 2015</b>
		Sojka Pavilion (3,247)
		Lewisburg, PA

WAKE (2-0)	fg	3fg	ft	o-d-t	pf	TP	a	to	bs	s	mp
2 Thomas*	6-13	0-0	6-8	4-8-12	2	18	2	2	3	1	31
11 McClinton*	2-5	0-0	1-2	2-5-7	3	5	0	2	0	0	25
44 Mitoglou*	3-6	0-2	0-0	1-6-7	4	6	1	0	0	0	20
10 Wilbekin*	5-11	2-5	5-7	1-3-4	3	17	2	0	0	1	37
13 Crawford*	6-11	2-3	7-10	1-3-4	4	21	7	2	0	0	28
4 Moore	3-5	0-0	0-0	1-0-1	3	6	0	0	0	0	10
20 Collins	2-5	0-0	4-6	2-2-4	2	8	0	2	2	0	12
35 Prendergast	0-0	0-0	0-0	0-0-0	0	0	0	0	0	0	0+
43 VanHorn	2-6	0-2	5-5	0-2-2	1	9	0	1	0	1	28
51 O'Brien	0-1	0-0	0-0	0-1-1	2	0	0	0	1	0	9
TEAM				2-1-3							

Totals.....	29-63	4-12	28-38	14-31-45	24	90	12	9	6	3	200
BUCKNELL (1-1)	fg	3fg	ft	o-d-t	pf	TP	a	to	bs	s	mp
23 Thomas*	7-12	2-5	2-2	0-2-2	3	18	3	2	0	2	29
20 Foulant*	3-13	0-0	5-9	2-7-9	3	11	1	2	3	0	32
2 Brown*	0-3	0-2	0-0	1-0-1	3	0	3	2	0	0	18
14 Hass*	7-17	4-9	8-10	3-3-6	4	26	2	1	0	1	32
32 Frazier*	3-9	2-6	6-6	0-4-4	1	14	4	0	0	1	32
0 MacLeay	0-0	0-0	0-0	0-1-1	3	0	0	0	0	0	8
1 Mackenzie	1-1	1-1	2-2	1-1-2	5	5	3	0	1	0	23
5 Azzinaro	0-0	0-0	0-0	0-1-1	0	0	1	1	0	0	5
15 Jones	2-3	1-2	0-0	0-1-1	2	5	0	0	0	1	10
50 Hoffman	1-4	1-4	0-0	1-0-1	4	3	1	0	0	1	11
TEAM				2-2-4							
Totals.....	24-62	11-29	23-29	10-22-32	28	82	18	8	4	6	200
Wake Forest	37	53	90	46.0	33.3	73.7					
Bucknell	48	34	82	38.7	37.9	79.3					

Points in the paint-BU 22,WF 42. Points off turnovers-BU 10,WF 5.  
2nd chance points-BU 8,WF 17. Fast break points-BU 10,WF 2.  
Bench points-BU 13,WF 23. Score tied-3 times. Lead changed-3 times.  
Largest lead-BU by 13 1st-06:51, WF by 11 2nd-05:44.  
BU led for 21:03. WF led for 16:29. Game was tied for 02:24.  
Officials: Sean Hull, Tim Ebersole, Louie Andrakakos

<b>RICHMOND</b>	<b>91</b>	<b>GAME #3</b>
<b>WAKE FOREST</b>	<b>82</b>	<b>Nov. 18, 2015</b>
		LJVM Coliseum (7,021)
		Winston-Salem, NC

RICHMOND (2-1)	fg	3fg	ft	o-d-t	pf	TP	a	to	bs	s	mp
10 Cline*	7-15	4-7	1-3	1-6-7	3	19	3	1	0	4	36
11 Taylor*	2-2	0-0	0-1	0-0-0	4	4	0	0	0	0	15
15 Allen*	2-6	0-1	8-8	1-1-2	5	12	3	0	0	2	25
3 Jones*	5-8	2-4	4-4	0-2-4	4	16	2	0	0	1	29
5 Davis*	7-13	1-3	2-4	4-2-6	2	17	5	1	1	4	37
2 Fore	3-6	0-1	0-0	0-1-1	1	6	4	2	0	0	22
24 Wood	5-9	4-6	1-2	1-4-5	3	15	0	2	2	0	23
30 Pistokache	0-0	0-0	0-0	0-0-0	2	0	0	0	0	0	2
32 Johnson	0-1	0-1	0-0	0-0-0	1	0	1	0	0	0	6
44 Friendsshuh	1-2	0-0	0-0	0-0-0	2	2	0	0	0	0	5
TEAM				0-0-0							

Totals.....	32-62	11-23	16-22	17-16-23	27	91	18	6	3	11	200
WAKE (2-1)	fg	3fg	ft	o-d-t	pf	TP	a	to	bs	s	mp
2 Thomas*	5-7	0-0	2-7	1-9-10	2	12	2	2	1	0	30
11 McClinton*	6-8	0-0	0-3	3-0-3	1	12	1	0	0	0	22
44 Mitoglou*	3-8	3-7	5-6	3-8-11	2	14	1	5	1	0	31
10 Wilbekin*	2-5	0-2	4-4	1-0-1	3	8	3	1	0	0	27
13 Crawford*	7-13	4-5	3-5	2-3-5	3	21	6	7	0	0	38
4 Moore	1-1	0-0	0-0	0-0-0	3	2	0	2	0	0	6
20 Collins	4-6	0-0	5-8	1-3-4	3	13	0	1	1	0	12
43 VanHorn	0-1	0-1	0-0	0-3-3	4	0	3	2	0	1	28
51 O'Brien	0-0	0-0	0-0	0-0-0	0	0	0	0	0	0	6
TEAM				1-1-2							
Totals.....	28-49	7-15	19-33	12-27-39	21	82	16	20	3	1	200
Richmond	41	50	91	51.6	47.8	72.7					
Wake Forest	39	43	82	57.1	46.7	57.6					

Points in the paint-UR 34,WF 38. Points off turnovers-UR 27,WF 9.  
2nd chance points-UR 8,WF 14. Fast break points-UR 9,WF 2.  
Bench points-UR 23,WF 15. Score tied-12 times. Lead changed-10 times.  
Largest lead-UR by 12 2nd-08:54, WF by 6 1st-16:25.  
UR led for 31:44. WF led for 03:12. Game was tied for 05:04.  
Officials: Bryan Kersey, Brian Dorsey, Tim Kelly

<b>WAKE FOREST</b>	<b>82</b>	<b>GAME #4</b>
<b>#13 INDIANA</b>	<b>78</b>	<b>Nov. 23, 2015</b>
		Lahaina Civic Center (2,400)
		Lahaina, HI

WAKE (3-1)	fg	3fg	ft	o-d-t	pf	TP	a	to	bs	s	mp
2 Thomas*	10-18	0-0	1-3	2-6-8	2	21	3	3	0	0	33</

# 2015-16 WAKE FOREST MEN'S BASKETBALL GAME NOTES

## 2015-16 BOX SCORES

<b>WAKE FOREST</b>	<b>80</b>	<b>GAME #6</b>
<b>UCLA</b>	<b>77</b>	<b>Nov. 25, 2015</b>
Lahaina Civic Center (2,400)		
Lahaina, HI		

WAKE (4-2)	fg	3fg	ft	o-d-t	pf	TP	a	to	bs	s	mp
2 Thomas*	6-12	0-0	9-11	2-7-9	4	21	1	0	0	2	28
11 McClinton*	0-0	0-0	1-2	1-1-2	2	1	1	0	0	0	10
25 Hudson*	2-12	1-6	11-16	1-7-8	3	16	4	4	1	2	36
44 Mitoglou*	4-9	3-7	3-4	2-3-5	3	14	2	2	1	1	24
10 Wilbekin*	5-10	4-7	1-2	0-2-2	2	15	4	1	0	0	31
4 Moore	1-2	0-0	2-2	1-1-2	2	4	0	2	0	0	9
20 Collins	0-1	0-0	2-2	1-5-6	4	2	0	1	1	0	15
23 Watson	2-5	0-1	0-1	0-2-2	1	4	1	0	0	3	26
43 VanHorn	1-1	0-0	1-2	1-0-1	1	3	0	0	0	0	21
TEAM				0-0-0							
Totals.....	21-52	8-21	30-42	9-28-37	22	80	13	10	4	8	200
UCLA (3-3)	fg	3fg	ft	o-d-t	pf	TP	a	to	bs	s	mp
23 Parker*	8-13	0-0	2-5	5-10-15	4	18	0	0	2	2	33
40 Welsh*	5-10	0-0	0-0	1-1-2	5	10	0	0	1	1	27
3 Holiday*	4-11	0-1	1-2	1-3-4	5	9	2	5	0	0	38
10 Hamilton*	6-13	2-4	0-0	2-2-4	3	18	2	3	0	0	35
20 Alford*	8-14	0-3	2-3	0-6-6	3	14	7	1	0	0	36
0 Olesinski	0-4	0-1	2-2	2-5-7	3	2	0	0	0	1	13
5 Allen	2-4	1-1	1-1	0-0-0	3	6	0	1	1	0	11
43 Bolden	0-2	0-1	0-1	2-2-4	2	0	0	1	0	0	7
TEAM				2-1-3							
Totals.....	33-71	3-11	8-14	15-30-45	28	77	11	11	4	4	200
Wake Forest	42	38	80	40.4	38.1	71.4					
UCLA	35	42	77	46.5	27.3	57.1					

Points in the paint-UCLA 50, WF 24. Points off turnovers-UCLA 4, WF 24.  
2nd chance points-UCLA 10, WF 10. Fast break points-UCLA 8, WF 6.  
Bench points-UCLA 8, WF 13. Score tied-4 times. Lead changed-2 times.  
Largest lead-UCLA by 5 1st-15:11, WF by 10 1st-04:26.  
UCLA led for 06:22. WF led for 29:52. Game was tied for 03:46.  
Officials: Terry Wymer, Chris Rastetter, Joe Lindsay

<b>WAKE FOREST</b>	<b>69</b>	<b>GAME #7</b>
<b>RUTGERS</b>	<b>68</b>	<b>Nov. 30, 2015</b>
The RAC (3,817)		
Piscataway, NJ		

WAKE (5-2)	fg	3fg	ft	o-d-t	pf	TP	a	to	bs	s	mp
2 Thomas*	9-16	0-0	5-9	6-11-17	2	23	3	7	3	0	34
11 McClinton*	0-0	0-0	0-0	0-1-1	1	0	0	2	0	1	11
44 Mitoglou*	1-7	0-5	2-2	2-3-5	2	4	0	1	2	0	23
10 Wilbekin*	4-8	4-7	0-0	1-3-4	3	12	1	0	1	0	37
13 Crawford*	1-8	1-2	4-4	0-4-4	1	7	4	1	0	1	26
4 Moore	0-2	0-0	0-0	1-3-4	3	0	0	1	2	1	8
20 Collins	5-7	0-0	1-2	0-3-3	4	11	0	2	2	0	16
23 Watson	0-3	0-1	4-4	0-5-5	1	4	1	0	0	0	14
25 Hudson	3-6	0-2	2-4	0-1-1	2	8	0	3	0	0	23
43 VanHorn	0-1	0-1	0-0	0-0-0	0	0	2	1	0	0	8
TEAM				0-1-1							
Totals.....	23-58	5-18	18-25	10-35-45	19	69	11	18	10	3	200
RUTGERS (3-4)	fg	3fg	ft	o-d-t	pf	TP	a	to	bs	s	mp
33 Freeman*	2-9	0-1	1-2	1-3-4	3	5	0	1	0	1	25
35 Lewis*	4-12	0-0	3-6	1-8-9	2	11	0	0	3	1	30
3 Sanders*	6-15	2-5	3-4	0-0-0	4	17	1	1	1	2	32
5 Williams*	1-10	0-5	4-5	2-4-6	3	6	0	0	1	1	24
31 Greer*	4-5	0-0	0-0	3-0-3	0	8	0	0	0	0	17
1 Foreman	3-5	1-1	0-1	1-1-2	3	7	0	1	0	0	15
2 Daniels	1-5	0-1	0-0	0-1-1	0	2	0	4	0	0	14
4 Laurent	5-10	0-2	0-0	1-6-7	1	10	0	1	0	1	20
10 Goode	1-2	0-0	0-0	1-1-1	1	2	4	0	0	0	13
32 Diallo	0-1	0-0	0-0	0-2-3	5	0	1	1	1	1	10
TEAM				6-4-10							
Totals.....	27-74	3-15	11-18	16-30-46	22	68	6	10	6	7	200
Wake Forest	29	40	69	39.7	27.8	72.0					
Rutgers	24	44	68	36.5	20.0	61.1					

Points in the paint-RU 32, WF 36. Points off turnovers-RU 15, WF 8.  
2nd chance points-RU 12, WF 10. Fast break points-RU 6, WF 5.  
Bench points-RU 21, WF 23. Score tied-7 times. Lead changed-11 times.  
Largest lead-RU by 12 2nd-8:54, WF by 9 1st-08:17.  
RU led for 15:30. WF led for 18:57. Game was tied for 05:33.  
Officials: D.J. Carstensen, Ted Valentine, Ray Perone

<b>WAKE FOREST</b>	<b>88</b>	<b>GAME #8</b>
<b>ARKANSAS</b>	<b>85</b>	<b>Dec. 4, 2015</b>
LJVM Coliseum (9,488)		
Winston-Salem, NC		

ARKANSAS (3-4)											
	fg	3fg	ft	o-d-t	pf	TP	a	to	bs	s	mp
33 Kingsley*	5-10	0-0	5-6	4-3-7	4	15	0	2	2	1	24
55 Miles*	3-8	0-1	1-2	2-2-4	4	7	2	4	0	2	26
20 Durham*	4-7	1-3	0-0	0-3-3	4	9	8	1	0	3	30
5 Bell*	6-16	1-5	0-0	2-2-4	4	13	1	0	0	0	33
24 Whitt*	2-6	0-0	2-2	0-1-1	2	6	0	0	0	0	15
3 Hannahs	5-12	3-8	2-2	0-4-4	3	15	1	1	0	0	29
21 Watkins	6-7	0-0	2-3	1-3-4	1	14	3	0	0	2	30
50 Kouassi	1-3	0-0	4-4	1-0-1	2	6	0	0	2	0	13
TEAM				4-1-5							
Totals.....	32-69	5-17	16-19	14-19-33	24	85	15	8	4	8	200
WAKE (6-2)											
	fg	3fg	ft	o-d-t	pf	TP	a	to	bs	s	mp
2 Thomas*	8-11	0-0	4-6	3-9-12	3	20	2	2	3	0	28
11 McClinton*	3-4	0-0	0-0	1-1-2	2	6	0	0	0	0	9
44 Mitoglou*	4-6	2-4	0-0	0-0-0	2	10	0	0	1	0	16
10 Wilbekin*	3-6	3-6	4-4	0-0-0	2	13	3	2	0	0	33
13 Crawford*	0-8	0-4	4-5	1-3-4	3	4	9	7	0	1	32
4 Moore	3-5	0-0	0-0	2-2-4	1	6	0	1	0	0	9
20 Collins	4-5	0-0	2-3	3-3-6	3	10	0	0	1	0	17
23 Watson	1-4	0-2	0-0	1-0-1	0	2	1	0	0	1	15
25 Hudson	5-11	4-6	3-5	1-1-2	1	17	2	3	0	0	28
43 VanHorn	0-0	0-0	0-0	0-1-1	3	0	1	0	0	0	13
TEAM				1-3-4							
Totals.....	31-60	9-22	17-23	13-23-36	20	88	18	15	6	1	200
	1st	2nd	Total	FG%	3FG%	FT%					
Arkansas	39	46	85	46.4	29.4	84.2					

Points in the paint-ARK 36, WF 44. Points off turnovers-ARK 20, WF 13.  
2nd chance points-ARK 17, WF 13. Fast break points-ARK 6, WF 11.  
Bench points-ARK 35, WF 35. Score tied-5 times. Lead changed-5 times.  
Largest lead-ARK by 2 1st-19:38, WF by 14 2nd-18:15.  
ARK led for 01:16. WF led for 36:20. Game was tied for 02:24.  
Officials: Joe Lindsay, Doug Shows, Jeffrey Anderson

<b>WAKE FOREST</b>	<b>81</b>	<b>GAME #9</b>
<b>UNCG</b>	<b>71</b>	<b>Dec. 15, 2015</b>
LJVM Coliseum (7,249)		
Winston-Salem, NC		

UNCG (4-6)	fg	3fg	ft	o-d-t	pf	TP	a	to	bs	s	mp
1 Smith*	1-7	0-3	0-0	1-2-3	4	2	0	2	0	2	26
13 Locke*	10-16	4-7	4-7	2-3-5	3	25	0	4	0	3	35
33 White*	4-9	0-1	3-4	3-4-7	4	11	1	2	0	2	25
2 Lamot*	1-2	0-1	0-0	1-2-3	4	2	1	1	0	0	19
20 Baldwin*	5-12	0-2	4-5	0-5-5	4	14	6	2	0	3	33
10 Alonso	3-8	3-6	0-0	0-0-0	3	9	4	3	0	0	26
11 Troy	0-4	0-2	0-0	0-3-3	0	4	1	3	0	0	19
25 Burgess	1-1	0-0	2-2	1-0-1	0	4	0	0	0	0	3
32 Kuiper	2-4	0-1	0-0	1-3-4	4	4	0	0	0	1	14
TEAM				0-1-1							
Totals.....	27-63	7-23	10-12	9-32-32	26	71	13	17	0	11	200
WAKE (7-2)	fg	3fg	ft	o-d-t	pf	TP	a	to	bs	s	mp
2 Thomas*	5-6	0-0	8-17	1-9-10	1	18	5	3	5	2	29
11 McClinton*	4-4	0-0	3-3	1-1-2	1	11	0	1	0	1	15
44 Mitoglou*	5-8	4-6	8-8	1-5-6	1	22	2	0	1	2	30
10 Wilbekin*	2-8	2-6	2-2	0-2-2	1	8	2	1	0	0	35
13 Crawford*	2-7	1-2	4-5	0-3-3	4	9	3	2	2	1	26
0 Miller-McIntyre	3-1	0-1	1-2	0-2-2	3	3	2	4	0	0	15
4 Moore	1-1	0-0	0-0	1-0-1	0	2	0	1	0	0	4
20 Collins	2-4	0-0	0-0	2-1-3	3	4	0	0	0	0	15
25 Hudson	1-5	1-4	1-2	0-3-3	3	4	1	2	0	1	23
43 VanHorn	0-1	0-1	0-0	0-0-0	0	0	0	2	0	0	8
TEAM				1-2-3							
Totals.....	23-47	8-20	27-39	7-28-35	17	81	15	16	8	7	200
UNCG	36	35	71	42.9	30.4	83.3					
Wake Forest	38	43	81	48.9	40.0	69.2					

Points in the paint-UNCG 36, WF 30. Points off turnovers-UNCG 14, WF 22.  
2nd chance points-UNCG 15, WF 10. Fast break points-UNCG 8, WF 6.  
Bench points-UNCG 17, WF 13. Score tied-3 times. Lead changed-6 times.  
Largest lead-UNCG by 1 1st-11:41, WF by 13 2nd-12:09.  
UNCG led for 2:27. WF led for 35:50. Game was tied for 1:43.  
Officials: Les Jones, Tim Comer, Bill McCarthy

<b>WAKE FOREST</b>	<b>83</b>	<b>GAME #10</b>
<b>COASTAL CAROLINA</b>	<b>77</b>	<b>Dec. 18, 2015</b>
LJVM Coliseum (8,107)		
Winston-Salem, NC		

COASTAL (6-5)	fg	3fg	ft	o-d-t	pf	TP	a	to	bs	s	mp
21 Curtis*	3-3	0-0	2-2	2-1-3	5	8	0	1	0	0	23
23 Diagne*	9-11	4-5	2-2	1-6-7	3	24	1	3	0	2	32
5 Shaw*	7-11	2-3	5-7	0-1-1	1	21	7	3	0	0	33
10 Viggins*	3-7	1-3	5-9	0-4-4	2	12	5	0	0	1	32
22 Wilson*	2-9	0-3	0-0	2-1-3	4	4	1	2	0	1	30
1 Holmes Jr.	1-5	1-4	0-0	1-0-1	1	3	0	2	1	0	20
4 Adams	0-1	0-0	0-0	0-0-0	1	0	0	1	0	0	3
33 Trapps	1-3	0-2	0-0	1-1-2	1	2	0	1	0	0	10
35 Freeman	1-5	0-0	1-2	1-2-3	3	3	0	0	0	1	14
TEAM				1-0-1							
Totals.....	27-55	8-20	15-22	9-16-25	21	77	14	13	1	5	200
WAKE (8-2)	fg	3fg	ft	o-d-t	pf	TP	a	to	bs	s	mp
2 Thomas*	3-4	0-0	0-5	2-4-6	5	6	2	3	2	0	23
11 McClinton*	6-11	0-1	1-2	3-0-3	0	13	0	0	0	0	21
44 Mitoglou*	3-6	3-6	4-4	2-2-4	1	13	0	1	2	0	28
10 Wilbekin*	1-5	0-3	0-0	0-3-3	3	2	1	0	0	1	21
13 Crawford*	6-10	5-9	2-4	0-2-2	3	19	9	4	0	3	31
0 Miller-McIntyre	4-7	1-2	1-2	0-0-0	3	10	5	2	1	2	2

# 2015-16 WAKE FOREST MEN'S BASKETBALL GAME NOTES

## 2015-16 BOX SCORES

<b>WAKE FOREST</b>	<b>77</b>	<b>GAME #12</b>
<b>LSU</b>	<b>71</b>	<b>Dec. 29, 2015</b>
		Maravich Center (12,104)
		Baton Rouge, LA

WAKE (9-3)	fg	3fg	ft	o-d-t	pf	TP	a	to	bs	s	mp
2 Thomas*	6-9	0-0	4-6	3-4-7	5	16	1	2	1	0	23
44 Mitoglou*	4-8	3-5	2-4	0-2-2	4	13	1	4	1	2	23
0 Miller-McIntyre*	1-6	0-1	0-0	3-9-12	4	2	2	3	0	3	34
10 Wilbekin*	1-9	1-6	1-2	1-2-3	2	4	2	0	0	1	28
13 Crawford*	6-10	3-5	4-5	0-1-1	2	19	3	3	0	0	25
4 Moore	1-1	0-0	0-0	0-1-1	0	2	0	0	1	0	2
11 McClinton	0-1	0-0	0-0	0-0-0	0	0	1	0	0	0	4
20 Collins	2-4	0-0	0-0	3-0-3	3	4	0	4	1	0	14
23 Watson	1-3	0-1	3-4	1-1-2	1	5	0	1	1	1	18
25 Hudson	2-8	1-6	7-8	2-4-6	2	12	2	1	0	2	29
TEAM				1-2-3							

Totals..... 24-59 8-24 21-29 14-26-40 23 77 12 18 5 9 200

LSU (7-5)	fg	3fg	ft	o-d-t	pf	TP	a	to	bs	s	mp
25 Simmons*	5-8	0-0	11-16	1-11-12	4	21	2	5	2	1	37
32 Victor II*	8-14	0-0	3-3	3-5-8	5	19	1	4	0	2	37
2 Blakeney*	1-4	0-3	0-0	0-2-2	1	2	0	0	0	1	26
4 Hornsby*	3-9	2-5	5-6	0-3-3	3	13	1	1	0	2	39
55 Quarterman*	2-7	0-4	1-2	0-3-3	4	5	1	3	0	1	22
3 Robinson III	0-1	0-0	0-0	0-0-0	0	0	0	1	0	0	4
5 Gray	4-6	0-1	1-2	1-1-2	4	9	3	3	0	0	20
15 Patterson	0-1	0-1	0-0	0-0-0	1	0	1	0	0	0	13
21 Eggs	1-1	0-0	0-0	0-0-0	2	2	0	0	0	0	2
TEAM				0-3-3							

Totals..... 24-51 2-14 21-29 5-28-33 24 71 9 17 2 7 200

	1st	2nd	Total	FG%	3FG%	FT%
Wake Forest	34	43	77	40.7	33.3	72.4
LSU	29	42	71	47.1	14.3	72.4

Points in the paint-WF 30,LSU 34. Points off turnovers-WF 13,LSU 16.  
2nd chance points-WF 13,LSU 9. Fast break points-WF 8,LSU 10.  
Bench points-WF 23,LSU 11. Score tied-11 times. Lead changed-12 times.  
Largest lead-LSU by 5 2nd-8:31, WF by 11 1st-4:44.  
WF led for 20:41. LSU led for 11:18. Game was tied for 8:01.  
Officials: Doug Shows, Lee Cassell, Mike Nance

<b>#18 LOUISVILLE</b>	<b>65</b>	<b>GAME #13</b>
<b>WAKE FOREST</b>	<b>57</b>	<b>Jan. 3, 2016</b>
		KFC Yum! Center (21,302)
		Louisville, KY

WAKE (9-4, 0-1)	fg	3fg	ft	o-d-t	pf	TP	a	to	bs	s	mp
2 Thomas*	6-11	0-0	2-4	4-6-10	1	14	2	3	2	0	36
44 Mitoglou*	4-10	2-4	0-1	2-8-10	1	10	1	2	1	1	30
0 Miller-McIntyre*	1-7	0-2	0-0	0-2-2	3	2	2	1	0	1	26
10 Wilbekin*	1-2	1-2	0-0	0-1-1	1	3	0	0	0	0	19
13 Crawford*	6-17	2-5	0-5	2-2-4	4	14	7	1	0	2	33
4 Moore	1-1	0-0	0-0	1-0-1	1	2	0	0	0	0	5
11 McClinton	0-0	0-0	0-0	0-1-1	1	0	0	0	0	0	0+
20 Collins	2-4	0-0	1-2	0-1-1	2	5	0	0	0	0	9
23 Watson	1-3	1-2	0-0	0-0-0	1	3	5	1	0	0	22
25 Hudson	2-6	0-3	0-0	0-1-1	3	4	1	0	0	1	20
TEAM				2-1-3							

Totals..... 24-61 6-18 3-12 11-23-34 18 57 18 9 3 5 200

LOU (12-2, 1-0)	fg	3fg	ft	o-d-t	pf	TP	a	to	bs	s	mp
0 Lee*	4-8	2-4	2-2	1-3-4	3	12	2	1	0	0	35
10 Johnson*	2-5	0-0	0-0	0-3-3	4	4	2	1	1	1	18
32 Onuaku*	6-9	0-0	0-1	3-12-15	4	12	0	3	4	0	37
2 Snider*	2-8	0-1	4-4	0-0-0	1	8	2	1	0	0	31
45 Mitchell*	7-15	0-2	4-6	3-5-8	0	18	0	0	1	2	30
3 Lewis	3-7	3-5	0-0	0-0-0	1	9	0	3	0	0	22
5 Stockman	0-1	0-0	0-0	0-1-1	1	0	0	2	0	0	3
13 Spalding	1-1	0-0	0-1	2-4-6	1	2	1	1	0	2	20
14 Mahmoud	0-0	0-0	0-0	0-0-0	0	0	0	0	0	0	0+
22 Adel	0-1	0-0	0-0	0-1-1	0	0	0	0	0	0	4
TEAM				1-0-1							

Totals..... 25-55 5-12 10-14 10-29-39 15 65 7 12 6 5 200

	1st	2nd	Total	FG%	3FG%	FT%
Wake Forest	28	29	57	39.3	33.3	25.0
Louisville	35	30	65	45.5	41.7	71.4

Points in the paint-WF 30,LOU 32. Points off turnovers-WF 11,LOU 4.  
2nd chance points-WF 8,LOU 14. Fast break points-WF 12,LOU 0.  
Bench points-WF 14,LOU 11. Score tied-1 time. Lead changed-8 times.  
Largest lead-LOU by 9 1st-13:07, WF by 1 1st-19:23.  
WF led for 1:40. LOU led for 37:33. Game was tied for 0:47.  
Officials: Jamie Luckie, Pat Driscoll, John Gaffney

<b>#14 DUKE</b>	<b>91</b>	<b>GAME #14</b>
<b>WAKE FOREST</b>	<b>75</b>	<b>Jan. 6, 2016</b>
		LJVM Coliseum (13,466)
		Winston-Salem, NC

WAKE (9-5, 0-2)	fg	3fg	ft	o-d-t	pf	TP	a	to	bs	s	mp
2 Thomas*	9-11	0-0	3-6	5-7-12	5	21	3	2	1	0	27
44 Mitoglou*	2-3	1-2	2-2	2-0-2	4	7	1	2	0	0	15
0 Miller-McIntyre*	9-19	0-1	2-3	3-4-7	2	20	3	2	0	0	37
10 Wilbekin*	0-5	0-5	0-0	0-0-0	2	0	1	0	0	2	24
13 Crawford*	0-6	0-1	1-2	1-1-2	0	1	2	3	0	1	25
11 McClinton	0-0	0-0	0-0	0-0-0	0	0	0	0	0	0	5
20 Collins	4-9	0-0	3-6	3-4-7	3	11	0	0	2	0	20
23 Watson	1-4	1-3	0-0	0-3-3	2	3	3	1	0	1	19
25 Hudson	4-8	3-6	1-1	0-0-0	1	12	2	2	0	1	27
43 VanHorn	0-0	0-0	0-0	0-0-0	0	0	0	0	0	0	1
TEAM				5-1-6							

Totals..... 29-65 5-18 12-20 19-20-39 19 75 15 12 3 5 200

DUKE (13-2, 2-0)	fg	3fg	ft	o-d-t	pf	TP	a	to	bs	s	mp
14 Ingram*	5-13	2-5	5-6	0-5-5	2	17	3	1	4	3	39
40 Plumlee*	7-7	0-0	4-4	3-4-7	3	18	1	0	2	0	34
3 Allen*	7-10	3-4	7-8	0-3-3	4	24	3	1	1	2	32
12 Thornton*	3-9	1-1	0-0	1-2-3	2	7	2	1	0	0	29
13 Jones*	1-8	0-6	0-0	1-2-3	4	2	1	1	1	1	26
2 Jeter	0-0	0-0	0-0	0-0-0	1	0	0	0	0	0	7
5 Kennard	7-11	0-1	9-9	1-4-5	3	23	3	1	0	1	32
34 Obi	0-0	0-0	0-0	1-0-1	1	0	0	1	0	0	1
TEAM				1-2-3							

Totals..... 30-58 6-17 25-27 8-22-30 20 91 13 6 8 7 200

	1st	2nd	Total	FG%	3FG%	FT%
Wake Forest	47	28	75	44.6	27.8	60.0
Duke	50	41	91	51.7	35.3	92.6

Points in the paint-WF 44,DUKE 42. Points off turnovers-WF 9,DUKE 15.  
2nd chance points-WF 20,DUKE 4. Fast break points-WF 8,DUKE 4.  
Bench points-WF 26,DUKE 23. Score tied-2 times. Lead changed-6 times.  
Largest lead-DUKE by 16 2nd-0:48, WF by 4 1st-17:50.  
WF led for 3:22. DUKE led for 35:44. Game was tied for 0:31.  
Officials: Roger Ayers, Raymond Styons, Sean Hull  
Technical Fouls: WF-Thomas

<b>WAKE FOREST</b>	<b>77</b>	<b>GAME #15</b>
<b>NC STATE</b>	<b>74</b>	<b>Jan. 10, 2016</b>
		LJVM Coliseum (11,865)
		Winston-Salem, NC

WAKE (10-5, 1-2)	fg	3fg	ft	o-d-t	pf	TP	a	to	bs	s	mp
2 Thomas*	6-11	0-0	8-11	4-7-11	3	20	3	2	1	3	33
44 Mitoglou*	5-9	3-7	2-4	3-6-9	3	15	0	2	1	0	30
0 Miller-McIntyre*	4-11	0-0	3-4	1-2-3	2	11	3	2	0	1	36
10 Wilbekin*	2-4	2-3	0-0	0-2-2	2	6	0	1	0	0	21
13 Crawford*	5-14	3-7	4-4	2-0-2	4	17	6	1	0	0	26
4 Moore	1-1	0-0	0-0	0-1-1	0	2	1	0	0	0	3
11 McClinton	0-1	0-0	0-0	0-2-2	0	0	0	0	0	0	3
20 Collins	1-2	0-0	2-2	0-0-0	2	4	1	1	1	1	10
23 Watson	0-1	0-1	0-2	0-1-1	0	0	1	1	0	0	13
25 Hudson	1-4	0-2	0-1	0-6-6	1	2	0	1	0	0	25
TEAM				2-1-3							

Totals..... 25-58 8-20 19-28 12-28-40 17 77 15 10 3 6 200

NCSU (10-6, 0-3)	fg	3fg	ft	o-d-t	pf	TP	a	to	bs	s	mp
0 Abu*	5-9	0-0	0-1	1-1-2	4	11	0	2	0	0	14
1 Freeman*	2-3	0-0	2-3	4-4-8	2	6	1	2	0	1	24
12 Barber*	10-22	4-8	2-4	0-3-3	4	26	7	2	0	1	40
14 Ca. Martin*	3-8	1-6	0-0	4-7-11	4	7	3	2	1	2	35
24 Rowan*	5-16	3-11	0-0	0-3-3	1	13	0	0	0	0	37
15 Co. Martin	4-9	0-0	0-0	4-4-8	2	8	7	0	0	0	25
21 Anya	0-2	0-0	0-0	1-2-3	5	0	0	1	2	0	5
22 Kirk	1-2	0-0	1-2	0-0-0	1	3	0	1	0	0	20
TEAM				0-2-2							

Totals..... 30-71 8-25 6-10 14-26-40 23 74 18 10 3 4 200

Points in the paint-WF 30,ST 38. Points off turnovers-WF 14,ST 10.  
2nd chance points-WF 15,ST 14. Fast break points-WF 13,ST 12.  
Bench points-WF 8,ST 11. Score tied-4 times. Lead changed-8 times.  
Largest lead-ST by 2 2nd-11:38, WF by 15 2nd-16:01.  
WF led for 31:34. ST led for 3:35. Game was tied for 4:51.  
Officials: Bryan Kersey, Tim Nestor, Bill Covington, Jr.

<b>VIRGINIA TECH</b>	<b>93</b>	<b>GAME #16</b>
<b>WAKE FOREST</b>	<b>91</b>	<b>Jan. 13, 2016</b>
		Cassell Coliseum (4,985)
		Blacksburg, Va.

WAKE (10-6, 1-3)	fg	3fg	ft	o-d-t	pf	TP	a	to	bs	s	mp
2 Thomas*	6-10	0-0	4-6	4-7-11	4	16	4	1	4	0	34
4 Mitoglou*	5-11	3-9	1-2	1-4-5	4	14	0	2	0	2	32
0 Miller-McIntyre*	8-11	3-3	3-5	2-2-4	4	22	5	2	0	0	32
10 Wilbekin*	5-10	3-5	0-0	0-1-1	3	13	4	1	0	0	36
13 Crawford*	4-7	1-3	4-5	0-4-4	3	13	3	5	0	1	30
4 Moore	0-0	0-0	0-0	0-0-0	1	0	0	0	0	0	1
11 McClinton	0-0	0-0	0-0	0-1-1	0	0	0	0	0	0	5
20 Collins	1-1	0-0	0-0	0-0-0	0	2	0	0	0	0	5
23 Watson	4-4	3-3	0-0	0-1-1	4	11	1	1	0	1	16
25 Hudson	0-2	0-1	0-0	1-3-4	2	0	0	3	0	0	9
TEAM				0-0-0							



# 2015-16 WAKE FOREST MEN'S BASKETBALL GAME NOTES

## 2015-16 BOX SCORES

### #2 NORTH CAROLINA 83 WAKE FOREST 68

**GAME #18**  
**Jan. 20, 2016**  
Smith Center (19,053)  
Chapel Hill, N.C.

WAKE (10-8, 1-5)	fg	3fg	ft	o-d-t	pf	TP	a	to	bs	s	mp
2 Thomas*	8-13	0-0	1-2	4-5-9	4	17	2	7	2	1	33
44 Mitoglou	1-4	0-0	2-4	2-4-6	4	4	1	2	0	0	16
0 Miller-McIntyre*	3-7	0-2	0-3	2-3-5	3	6	4	3	0	1	30
10 Wilbekin*	0-3	0-2	0-0	1-0-1	0	0	0	1	0	0	8
13 Crawford*	5-16	2-6	6-7	1-3-4	4	18	5	3	0	1	32
20 Collins	3-7	0-0	3-4	2-5-7	4	9	0	1	2	1	18
11 McClinton	0-0	0-0	0-0	0-1-1	0	0	0	0	0	0	2
23 Watson	1-3	0-1	0-0	0-1-1	0	2	1	0	0	1	17
25 Hudson	4-9	0-3	0-0	1-6-7	3	8	1	2	1	0	28
4 Moore	2-2	0-0	0-0	2-1-3	2	4	0	0	0	1	10
43 VanHorn	0-1	0-0	0-0	0-0-0	0	0	0	0	0	0	2
51 O'Brien	0-1	0-1	0-0	0-0-0	0	0	0	0	0	0	2
35 Prendergast	0-1	0-0	0-0	0-0-0	0	0	0	0	0	1	1
45 Rike	0-0	0-0	0-0	0-2-2	0	0	0	0	0	0	1
TEAM				1-0-1							

UNC (17-2, 6-0)	fg	3fg	ft	o-d-t	pf	TP	a	to	bs	s	mp
44 Jackson*	4-13	0-2	0-2	3-3-6	0	8	3	0	0	2	24
11 Johnson*	8-12	0-0	11-12	1-10-11	2	27	0	2	2	3	24
3 Meeks*	4-9	0-0	1-2	4-1-5	3	9	2	1	2	0	15
5 Paige*	1-8	0-5	0-0	0-0-0	3	2	2	0	1	4	23
2 Berry II*	3-8	2-3	3-4	4-3-7	1	11	3	1	1	1	29
0 Britt	2-6	1-3	1-2	0-0-0	1	6	1	0	1	0	17
4 Hicks	3-7	0-0	3-5	3-6-9	2	9	1	3	0	2	19
1 Pinson	1-3	0-2	3-5	0-3-3	1	5	1	2	0	2	17
32 Maye	2-4	0-0	0-0	2-0-2	3	4	0	0	1	0	15
24 Williams	0-1	0-1	2-2	0-1-1	0	2	1	0	0	0	7
13 Coker	0-0	0-0	0-0	0-2-2	1	0	0	1	0	0	2
31 Coleman	0-1	0-1	0-0	0-0-0	0	0	0	0	0	0	2
8 Egbuna	0-0	0-0	0-0	0-0-0	0	0	0	0	0	0	2
43 Dalton	0-1	0-1	0-0	0-0-0	0	0	0	0	0	0	2
30 White	0-0	0-0	0-0	0-0-0	0	0	0	0	0	0	2
TEAM				1-1-2							

Totals	28-73	3-18	24-34	18-30-48	17	83	14	10	7	15	200
	1st	2nd	Total	FG%	3FG%	FT%					
Wake Forest	30	38	68	40.3	11.1	60.0					
North Carolina	46	37	83	38.4	16.7	70.6					

Points in the paint-WF 42,NC 46. Points off turnovers-WF 14,NC 21.  
2nd chance points-WF 16,NC 19. Fast break points-WF 10,NC 10.  
Bench points-WF 23,NC 28. Score tied-0 times. Lead changed-0 times.  
Largest lead-NC by 27 2nd-13:25, WF None.  
WF led for 0:00. NC led for 39:40. Game was tied for 0:20.  
Officials: Jamie Luckie, Tim Comer, Tim Kelly

### #25 NOTRE DAME 85 WAKE FOREST 62

**GAME #21**  
**Jan. 31, 2016**  
Purcell Pavilion (9,149)  
Notre Dame, Ind.

WAKE (10-11, 1-8)	fg	3fg	ft	o-d-t	pf	TP	a	to	bs	s	mp
2 Thomas*	6-11	0-0	7-10	2-6-8	3	19	5	4	0	1	29
44 Mitoglou	3-5	0-2	0-0	0-2-2	2	6	0	1	0	0	20
0 Miller-McIntyre*	1-4	0-1	0-2	2-0-2	2	2	2	3	0	2	24
10 Wilbekin*	0-2	0-2	0-0	1-1-2	3	0	1	1	0	0	18
13 Crawford*	7-15	4-9	2-2	0-1-1	1	20	3	1	0	0	33
4 Moore	2-5	0-0	0-0	0-2-2	1	4	0	1	2	0	12
11 McClinton	0-0	0-0	2-2	0-1-1	0	2	0	0	0	0	2
20 Collins	2-4	0-0	0-1	1-1-2	1	4	0	1	0	1	17
23 Watson	1-1	0-0	0-0	1-2-3	1	2	1	2	0	1	12
25 Hudson	1-4	0-2	0-0	0-1-1	1	2	1	2	0	1	17
35 Prendergast	0-1	0-0	0-0	0-0-0	0	0	0	1	0	0	2
42 McGregor	0-0	0-0	1-2	0-0-0	0	1	0	0	0	0	1
43 VanHorn	0-0	0-0	0-0	0-3-3	0	0	0	1	0	2	10
45 Rike	0-0	0-0	0-0	0-0-0	0	0	0	0	0	0	1
51 O'Brien	0-0	0-0	0-0	0-0-0	0	0	0	0	0	0	2
TEAM				1-0-1							

UND (15-6, 6-3)	fg	3fg	ft	o-d-t	pf	TP	a	to	bs	s	mp
3 Beachem*	6-10	3-6	0-0	1-0-1	1	15	0	2	1	2	30
20 Burgett*	5-7	4-6	0-1	0-5-5	4	14	1	1	1	2	25
30 Auguste*	7-10	0-0	7-7	6-6-12	2	21	1	2	1	1	28
11 Jackson*	5-13	1-6	3-4	1-6-7	2	14	8	5	0	6	34
32 Vasturia*	4-9	1-5	1-1	0-2-2	3	10	4	2	0	0	36
0 Pflueger	2-3	0-1	1-1	1-1-2	0	5	0	0	1	1	16
1 Torres	0-1	0-0	0-0	0-0-0	0	0	0	0	0	1	2
4 Ryan	1-2	0-1	0-0	0-2-2	0	2	0	0	0	0	4
5 Farrell	0-1	0-0	0-0	1-0-1	0	0	0	0	0	0	2
21 Gregory	0-1	0-1	0-0	0-0-0	0	0	0	0	0	0	1
23 Geben	0-0	0-0	0-0	0-0-0	1	0	0	0	0	0	2
35 Colson	1-3	0-0	2-4	1-3-4	3	4	1	2	0	0	20
TEAM				0-0-0							

Totals	31-60	9-26	14-18	11-25-36	16	85	15	14	4	13	200
	1st	2nd	Total	FG%	3FG%	FT%					
Wake Forest	29	33	62	44.2	25.0	63.2					
Notre Dame	46	39	85	51.7	34.6	77.8					

Points in the paint-WF 32,UND 34. Points off turnovers-WF 15,UND 23.  
2nd chance points-WF 4,UND 13. Fast break points-WF 6,UND 2.  
Bench points-WF 15,UND 11. Score tied-0 times. Lead changed-0 times.  
Largest lead-UND by 24 2nd-14:19, WF None.  
WF led for 0:00. UND led for 39:18. Game was tied for 0:42.  
Officials: Jamie Luckie, Terry Wymer, Tim Clougherty

### #15 MIAMI 77 WAKE FOREST 63

**GAME #19**  
**Jan. 23, 2016**  
BankUnited Center (6,928)  
Coral Gables, Fla.

WAKE (10-9, 1-6)	fg	3fg	ft	o-d-t	pf	TP	a	to	bs	s	mp
0 Miller-McIntyre*	0-4	0-1	0-0	2-2-4	4	0	1	1	0	1	23
2 Thomas*	5-13	0-0	2-4	2-7-9	2	12	1	4	2	1	36
10 Wilbekin*	3-9	2-6	2-2	0-2-2	3	10	1	0	0	1	25
13 Crawford*	4-15	3-6	1-4	1-4-5	2	12	6	6	0	2	38
44 Mitoglou*	3-6	1-4	0-0	2-2-4	5	7	1	1	0	1	24
4 Moore	2-2	0-0	0-0	3-0-3	2	4	0	1	2	0	5
20 Collins	3-5	0-0	4-4	3-1-4	3	10	1	0	0	0	15
23 Watson	2-3	0-0	2-4	1-2-3	0	6	0	0	0	0	16
25 Hudson	1-2	0-1	0-0	0-2-2	1	2	3	2	0	0	17
43 VanHorn	0-0	0-0	0-0	0-0-0	0	0	0	0	0	0	1
TEAM				0-1-1							

Totals	23-59	6-18	11-18	14-23-37	22	63	13	16	4	6	200
	1st	2nd	Total	FG%	3FG%	FT%					
Wake Forest	33	30	63	39.0	33.3	61.1					
Miami	35	42	77	35.9	35.0	85.7					

Points in the paint-WF 30,UM 24. Points off turnovers-WF 13,UM 12.  
2nd chance points-WF 17,UM 13. Fast break points-WF 6,UM 8.  
Bench points-WF 22,UM 33. Score tied-5 times. Lead changed-3 times.  
Largest lead-UM by 17 2nd-1:56, WF by 3 1st-19:45.  
WF led for 2:09. UM led for 33:23. Game was tied for 4:28.  
Officials: Les Jones, Brian Dorsey, William Humes

### CLEMSON 76 WAKE FOREST 62

**GAME #22**  
**Feb. 2, 2016**  
LJVM Coliseum (8,716)  
Winston-Salem, N.C.

WAKE (10-12, 1-9)	fg	3fg	ft	o-d-t	pf	TP	a	to	bs	s	mp
2 Thomas*	5-10	0-0	2-7	3-4-7	4	12	1	2	0	0	33
44 Mitoglou*	2-5	1-4	0-0	1-2-3	4	5	1	1	1	0	18
0 Miller-McIntyre*	3-10	0-1	2-2	1-2-3	1	8	6	2	0	0	36
10 Wilbekin*	3-10	1-4	0-0	0-2-2	1	7	0	0	0	2	29
13 Crawford*	4-8	2-5	3-5	1-2-3	3	13	2	4	0	1	36
4 Moore	2-2	0-0	0-1	1-1-2	1	4	0	1	1	1	5
11 McClinton	1-1	0-0	0-0	0-2-2	3	2	0	1	0	0	6
20 Collins	0-1	0-0	2-2	1-3-4	4	2	1	1	0	0	10
23 Watson	0-1	0-1	1-2	0-2-2	0	1	0	0	0	0	10
25 Hudson	2-5	1-3	3-4	0-3-3	4	8	1	3	0	0	17
TEAM				2-0-2							

Totals	22-53	5-18	13-23	10-23-33	25	62	12	15	2	4	200
	1st	2nd	Total	FG%	3FG%	FT%					
Clemson	20	56	76	44.2	23.5	86.7					

Points in the paint-WF 32,CU 34. Points off turnovers-WF 9,CU 13.  
2nd chance points-WF 11,CU 11. Fast break points-WF 10,CU 11.  
Bench points-WF 17,CU 4. Score tied-4 times. Lead changed-6 times.  
Largest lead-CU by 14 2nd-0:37, WF by 8 1st-0:55.  
WF led for 7:03. CU led for 30:04. Game was tied for 2:53.  
Officials: Brian Dorsey, Tim Comer, Michael Stephens

### #11 VIRGINIA 72 WAKE FOREST 71

**GAME #20**  
**Jan. 26, 2016**  
LJVM Coliseum (9,221)  
Winston-Salem, N.C.

WAKE (10-10, 1-7)	fg	3fg	ft	o-d-t	pf	TP	a	to	bs	s	mp
2 Thomas*	6-11	0-0	7-11	1-5-6	2	19	1	3	1	0	31
44 Mitoglou	3-7	1-3	4-6	1-4-5	2	11	0	2	1	1	24
0 Miller-McIntyre*	2-5	0-2	1-1	0-4-4	2	5	8	0	0	0	35
10 Wilbekin*	2-4	1-3	2-2	0-0-0	3	7	1	0	0	1	25
13 Crawford*	8-10	3-5	3-6	0-1-1	2	22	1	2	0	3	36
4 Moore	1-1	0-0	0-0	0-0-0	0	2	0	0	0	0	2
11 McClinton	0-0	0-0	0-0	1-0-1	0	0	0	0	0	0	6
20 Collins	0-0	0-0	2-2	1-1-2	2	2	0	2	1	0	16
23 Watson	0-0	0-0	0-0	0-0-0	1	0	0	0	0	0	3
25 Hudson	1-5	1-4	0-1	0-8-8	1	3	1	2	0	1	22
TEAM				1-2-3							

TEAM		1-2-3									
Totals.....	23-43	6-17	19-29	5-25-30	15	71	12	11	3	6	20
UVA (16-4, 5-3)	fg	3fg	ft	o-d-t	pf	TP	a	to	b	s	m
13 Gill*	7-12	0-0	3-7	2-1-3	5	17	1	0	2	0	3
33 Salt*	0-0	0-0	0-0	0-0-0	2	0	0	0	0	0	0
0 Hall*	0-4	0-3	0-0	0-0-4	1	0	2	0	0	0	2
15 Bredant*	10-16	2-6	6-6	0-7-7	2	28	1	1	0	3	3
32 Peggones**	2-8	0-3	4-4	1-3-4	1	8	5	2	0	2	3
4 Shayok	4-4	2-2	0-0	1-1-1	4	10	2	2	0	1	1
10 Tobey	1-3	0-0	0-0	0-2-2	4	2	0	1	0	0	1
11 Nolte	2-4	0-2	0-0	1-0-1	2	4	0	0	1	1	1
21 Wilkins	0-2	0-0	0-0	1-1-2	0	0	1	2	0	0	1
31 Reuter	0-2	0-0	0-0	0-0-0	0	0	0	0	0	0	0
51 Thompson	1-1	1-1	0-0	0-0-0	2	3	1	1	0	0	0

# 2015-16 WAKE FOREST MEN'S BASKETBALL GAME NOTES

## 2015-16 BOX SCORES

**GEORGIA TECH 71**  
**WAKE FOREST 66**

**GAME #24**  
**Feb. 10, 2016**  
McCamish Pavilion (5,089)  
Atlanta, Ga.

WAKE (10-14, 1-11)		fg	3fg	ft	o-d-t	pf	TP	a	to	bs	s	mp
2	Thomas*	7-12	0-0	6-8	3-5-8	4	20	2	3	0	1	36
44	Mitoglou*	3-7	1-5	0-0	1-3-4	2	7	1	0	2	0	30
0	Miller-McIntyre*	0-3	0-0	0-0	0-2-2	1	0	3	3	0	0	20
10	Wilbekin*	3-5	1-3	0-0	0-0-0	3	7	2	1	0	1	21
13	Crawford*	4-10	1-5	1-2	0-3-3	4	10	6	5	0	3	34
4	Moore	0-0	0-0	0-0	1-1-2	2	0	0	1	0	0	2
11	McClinton	3-3	0-0	0-0	0-4-4	2	6	0	0	1	2	22
20	Collins	4-7	0-0	0-1	3-4-7	0	8	0	2	0	0	11
23	Watson	0-1	0-1	0-0	0-1-1	1	0	1	0	0	0	4
25	Hudson	1-8	0-3	6-6	0-1-1	0	8	0	1	0	0	20
TEAM		1-1-2										
Totals.....		25-56	3-17	13-17	9-25-34	19	66	15	16	3	7	200
GT (13-11, 3-8)		fg	3fg	ft	o-d-t	pf	TP	a	to	bs	s	mp
0	Mitchell*	6-13	0-0	2-4	7-8-15	1	14	0	3	0	0	23
33	White*	2-5	0-0	1-2	1-1-2	2	5	1	2	2	2	20
1	Jackson*	1-2	0-0	0-0	0-2-2	2	2	1	1	0	0	8
3	Georges-Hunt*11-15	1-3	7-7	1-1-2	1-1-2	1	30	4	1	0	3	36
11	Heath*	0-1	0-1	0-0	1-0-1	0	0	1	0	0	1	18
2	Smith	1-8	1-4	0-2	0-3-3	1	3	1	0	0	0	21
10	Jorgenson	0-2	0-1	0-0	0-0-0	0	0	2	0	0	0	14
12	Stephens	1-5	0-1	0-0	1-3-4	3	2	3	1	0	0	25
32	Jacobs	4-8	0-0	3-5	1-2-3	2	11	0	1	1	0	21
44	Lammers	2-3	0-0	0-0	0-2-2	3	4	1	3	2	1	14
TEAM		1-3-4										
Totals.....		28-62	2-10	13-20	13-25-38	15	71	14	12	5	7	200
		1st	2nd	Total	FG%	3FG%	FT%					
Wake Forest		39	27	66	44.6	17.6	76.5					
Georgia Tech		35	36	71	45.2	20.0	65.0					

Points in the paint-WF 36,GT 48. Points off turnovers-WF 17,GT 22.

2nd chance points-WF 4,GT 9. Fast break points-WF 13,GT 10.

Bench points-WF 22,GT 20. Score tied-5 times. Lead changed-3 times.

Largest lead-GT by 7 2nd-1:51, WF by 11 1st-11:42.

WF led for 24:10. GT led for 12:30. Game was tied for 3:03.

Officials: Roger Ayers, Mike Eades, Bill Covington, Jr.



# Codi MILLER-McINTYRE

Senior • Guard • 6-3 • 205

Concord, N.C. • Hargrave Military Academy

## 2015-16 HIGHLIGHTS

- Had 12 points and seven assists vs. Florida State (Feb. 6)
- Had a season-high eight assists (and no turnovers) vs. No. 11 Virginia (Jan. 26)
- Had a season-high 22 points (8-11 FG, 3-3 3FG) and five assists at Virginia Tech (Jan. 13)
- Scored 11 points vs. NC State (Jan. 10)
- Had 20 points and seven rebounds vs. No. 14 Duke (Jan. 6)
- Made first start of the season at LSU and had two points and a career-high 12 rebounds (Dec. 29)
- Had four points, six rebounds and six assists vs. No. 6 Xavier (Dec. 22)
- Had 10 points and five assists vs. Coastal Carolina (Dec. 18)
- Had three points, two rebounds and two assists in season debut vs. UNCG (Dec. 15)
- Suffered a foot fracture in mid-October and missed the first eight games of the season

## 2015-16 GAME-BY-GAME

Opponent	MP	FG-A	3G-A	FT-A	O-D-T	PF	A	TO	BS	ST	TP
UMBC					INJ - Foot						
at Bucknell					INJ - Foot						
Richmond					INJ - Foot						
vs. Indiana					INJ - Foot						
vs. Vanderbilt					INJ - Foot						
vs. UCLA					INJ - Foot						
at Rutgers					INJ - Foot						
Arkansas					INJ - Foot						
UNCG	15	1-3	0-1	1-2	0-2-2	3	2	4	0	0	3
Coastal Carolina	24	4-7	1-2	1-2	0-0-0	3	5	2	1	2	10
Xavier	31	1-7	0-2	2-2	3-3-6	4	6	3	0	1	4
at LSU*	34	1-6	0-1	0-0	3-9-12	4	2	3	0	3	2
at Louisville*	26	1-7	0-2	0-0	0-2-2	3	2	1	0	1	2
Duke*	37	9-19	0-1	2-3	3-4-7	2	3	2	0	0	20
NC State*	36	4-11	0-0	3-4	1-2-3	2	3	2	0	1	11
at Virginia Tech*	32	8-11	3-3	3-5	2-2-4	4	5	2	0	0	22
Syracuse*	30	1-7	0-2	4-7	2-1-3	2	1	4	0	0	6
at North Carolina*	30	3-7	0-2	0-3	2-3-5	3	4	3	0	1	6
at Miami*	23	0-4	0-1	0-0	2-2-4	4	1	1	0	1	0
Virginia*	35	2-5	0-2	1-1	0-4-4	2	8	0	0	0	5
at Notre Dame*	24	1-4	0-1	0-2	2-0-2	2	2	3	0	2	2
Clemson*	36	3-10	0-1	2-2	1-2-3	1	6	2	0	0	8
Florida State*	26	4-7	1-2	3-6	0-4-4	3	7	1	0	1	12
at Georgia Tech*	20	0-3	0-0	0-0	0-2-2	1	3	3	0	0	0

\* denotes starter

## CAREER/SEASON HIGHS

### POINTS

CAREER	26, 2x - last vs. Richmond (12/7/13)
SEASON	22, at Virginia Tech (1/13/16)
ACC CAREER	25, at Florida State (1/28/15)

### REBOUNDS

CAREER	12, at LSU (12/29/15)
SEASON	12, at LSU (12/29/15)
ACC CAREER	9, vs. Duke (1/7/15)

### ASSISTS

CAREER	11, 2x - last vs. VT (3/10/15)
SEASON	8, vs. Virginia (1/26/16)
ACC CAREER	11, vs. Virginia Tech (3/10/15)

### FIELD GOALS

CAREER	10, vs. Kansas (11/28/13)
SEASON	9, vs. Duke (1/6/16)
ACC CAREER	9, 6x - last vs. Duke (1/6/16)

### FIELD GOAL ATTEMPTS

CAREER	23, vs. Iona (11/21/14)
SEASON	19, vs. Duke (1/6/16)
ACC CAREER	20, at Florida State (1/28/15)

### THREE-POINTERS

CAREER	3, 2x - last at Virginia Tech (1/13/16)
SEASON	3, at Virginia Tech (1/13/16)
ACC CAREER	3, at Virginia Tech (1/13/16)

### THREE-POINT ATTEMPTS

CAREER	6, 3x - last vs. Florida (12/20/14)
SEASON	3, at Virginia Tech (1/13/16)
ACC CAREER	5, 3x - last vs. VT (3/10/15)

### FREE THROWS

CAREER	10, 2x - last vs. NCSU (2/3/15)
SEASON	4, vs. Syracuse (1/16/16)
ACC CAREER	10, vs. NC State (2/3/15)

### FREE THROW ATTEMPTS

CAREER	13, 3x - last vs. Pitt (3/1/15)
SEASON	7, vs. Syracuse (1/16/16)
ACC CAREER	13, vs. Pitt (3/1/15)

### BLOCKS

CAREER	2, 3x - last vs. NC State (2/3/15)
SEASON	1, vs. Coastal Carolina (12/18/15)
ACC CAREER	2, 3x - last vs. NC State (2/3/15)

### STEALS

CAREER	5, vs. Bucknell (12/22/14)
SEASON	3, at LSU (12/29/15)
ACC CAREER	3, at Duke (3/4/15)

### MINUTES

CAREER	43, at Syracuse (1/13/15)
SEASON	37, vs. Duke (1/6/16)
ACC CAREER	43, at Syracuse (1/13/15)

## CAREER STATISTICS

Year	G-GS	Min-Avg.	FG-FGA	Pct.	3FG-3FGA	Pct.	FT-FTA	Pct.	Off-Def.	Reb-Avg.	PF-DQ	Ast	TO	Blk	Stl	Pts-Avg
<b>2012-13</b>	30-29	868-28.9	99-239	.414	20-62	.323	26-46	.565	15-6	82-2.7	63-1	78	57	1	19	244-8.1
ACC	17-16	491-28.9	56-145	.386	9-37	.243	15-30	.500	11-34	45-2.6	35-0	39	32	0	10	136-8.0
<b>2013-14</b>	32-31	1033-32.3	149-344	.433	14-70	.200	91-145	.628	22-75	97-3.0	55-1	134	64	1	24	403-12.6
ACC	17-16	532-31.3	65-163	.399	3-32	.094	34-63	.540	8-33	41-2.4	33-1	72	33	0	11	167-9.8
<b>2014-15</b>	32-32	1007-31.5	167-371	.450	19-67	.284	112-174	.644	27-126	153-4.8	57-0	137	80	11	32	465-14.5
ACC	18-18	588-32.7	98-203	.483	10-37	.270	75-117	.641	11-75	86-4.8	36-0	76	46	8	19	281-15.6
<b>2015-16</b>	16-13	459-28.7	43-118	.364	5-23	.217	22-39	.564	21-42	63-3.9	43-0	60	36	1	13	113-7.1
ACC	12-12	355-29.6	36-95	.379	4-17	.235	18-33	.545	15-28	43-3.6	29-0	45	24	0	7	94-7.8
<b>CAREER</b>	<b>110-105</b>	<b>3367-30.6</b>	<b>458-1072</b>	<b>.427</b>	<b>58-222</b>	<b>.261</b>	<b>251-404</b>	<b>.621</b>	<b>85-310</b>	<b>395-3.6</b>	<b>218-2</b>	<b>409</b>	<b>237</b>	<b>14</b>	<b>88</b>	<b>1225-11.1</b>
ACC	<b>64-62</b>	<b>1966-30.7</b>	<b>255-606</b>	<b>.421</b>	<b>26-123</b>	<b>.211</b>	<b>142-243</b>	<b>.584</b>	<b>45-170</b>	<b>215-3.4</b>	<b>133-1</b>	<b>232</b>	<b>135</b>	<b>8</b>	<b>47</b>	<b>678-10.6</b>





# 2 Devin THOMAS

Senior • Forward • 6-9 • 245  
Harrisburg, Pa. • Central Dauphin

## 2015-16 HIGHLIGHTS

- Leads the team in scoring (16.2 ppg) and rebounding (9.8 rpg)
- ACC active leader in career rebounds (1,001) and double-doubles (32)
- Ranks fourth all-time in Wake Forest history in career rebounds and sixth in double-doubles
- Lute Olson Award National Player of the Week (Dec. 7) after Rutgers and Arkansas games when he became the first Deacon since Al-Farouq Aminu in 2009-10 with consecutive 20-and-10 games
- Had 16 points and 11 rebounds at Virginia Tech for fourth-straight double-double (Jan. 13)
- Had 20 points and 11 rebounds vs. NC State for his fifth 20-and-10 game of the year (Jan. 10)
- Had 21 points and 12 rebounds vs. No. 14 Duke (Jan. 6)
- Had 14 points and 10 rebounds at No. 18 Louisville (Jan. 3)
- Had 18 points, 10 rebounds and tied career highs with five assists and five blocks vs. UNCG (Dec. 15)
- Had 20 points and 12 rebounds vs. Arkansas (Dec. 4)
- Had 23 points and 17 rebounds at Rutgers (Nov. 30)
- Maui Jim Maui Invitational All-Tournament Team after averaging 18.3 points and 7.7 rebounds per game against Indiana, Vanderbilt and UCLA
- Had 21 points and nine rebounds vs. UCLA (Nov. 25)
- Had 21 points and eight rebounds vs. No. 13 Indiana (Nov. 23)
- Had 21 points and 17 rebounds in the season opener vs. UMBC (Nov. 13)

## 2015-16 GAME-BY-GAME

Opponent	MP	FG-A	3G-A	FT-A	O-D-T	PF	A	TO	BS	ST	TP
UMBC*	30	7-15	0-0	7-11	7-10-17	2	4	3	2	0	21
at Bucknell*	31	6-13	0-0	6-8	4-8-12	2	2	2	3	1	18
Richmond*	30	5-7	0-0	2-7	1-9-10	2	2	2	1	0	12
vs. Indiana*	33	10-18	0-0	1-3	2-6-8	2	3	3	0	0	21
vs. Vanderbilt*	23	3-7	0-0	7-11	2-4-6	2	0	1	0	1	13
vs. UCLA*	28	6-12	0-0	9-11	2-7-9	4	1	0	1	2	21
at Rutgers*	34	9-16	0-0	5-9	6-11-17	2	3	7	3	0	23
Arkansas*	28	8-11	0-0	4-6	3-9-12	3	2	2	3	0	20
UNCG*	29	5-6	0-0	8-17	1-9-10	1	5	3	5	2	18
Coastal Carolina*	23	3-4	0-0	0-5	2-4-6	5	2	3	2	0	6
Xavier*	20	1-3	0-0	8-10	1-7-8	4	0	2	2	1	10
at LSU*	23	6-9	0-0	4-6	3-4-7	5	1	2	1	0	16
at Louisville*	36	6-11	0-0	2-4	4-6-10	1	2	3	2	0	14
Duke*	27	9-11	0-0	3-6	5-7-12	5	3	2	1	0	21
NC State*	33	6-11	0-0	8-11	4-7-11	3	3	2	1	3	20
at Virginia Tech*	34	6-10	0-0	4-6	4-7-11	4	4	1	4	0	16
Syracuse*	32	2-6	0-0	5-11	3-10-13	2	2	2	2	0	9
at North Carolina*	33	8-13	0-0	1-2	4-5-9	4	2	7	2	1	17
at Miami*	36	5-13	0-0	2-4	2-7-9	2	1	4	2	1	12
Virginia*	31	6-11	0-0	7-11	1-5-6	2	1	3	1	0	19
at Notre Dame*	29	6-11	0-0	7-10	2-6-8	3	5	4	0	1	19
Clemson*	33	5-10	0-0	2-7	3-4-7	4	1	2	0	0	12
Florida State*	31	3-8	0-0	5-5	3-7-10	4	2	3	1	0	11
at Georgia Tech*	36	7-12	0-0	6-8	3-5-8	4	2	3	0	1	20

\* denotes starter

## CAREER/SEASON HIGHS

### POINTS

CAREER	31, vs. Louisville (1/4/15)
SEASON	23, at Rutgers (11/30/15)
ACC CAREER	31, vs. Louisville (1/4/15)

### REBOUNDS

CAREER	19, vs. Richmond (12/7/13)
SEASON	17, 2x - last at Rutgers (11/30/15)
ACC CAREER	15, at Maryland (2/18/14)

### ASSISTS

CAREER	5, 5x - last at Notre Dame (1/31/16)
SEASON	5, 2x - last at Notre Dame (1/31/16)
ACC CAREER	5, 3x - last at Notre Dame (1/31/16)

### FIELD GOALS

CAREER	12, vs. Duke (1/7/15)
SEASON	10, vs. Indiana (11/23/15)
ACC CAREER	12, vs. Duke (1/7/15)

### FIELD GOAL ATTEMPTS

CAREER	20, vs. Duke (1/7/15)
SEASON	18, vs. Indiana (11/23/15)
ACC CAREER	20, vs. Duke (1/7/15)

### THREE-POINTERS

CAREER	--
SEASON	--
ACC CAREER	--

### THREE-POINT ATTEMPTS

CAREER	--
SEASON	--
ACC CAREER	--

### FREE THROWS

CAREER	12, vs. Boston College (3/1/14)
SEASON	9, vs. UCLA (11/25/15)
ACC CAREER	12, vs. Boston College (3/1/14)

### FREE THROW ATTEMPTS

CAREER	19, vs. UNC Asheville (11/14/14)
SEASON	17, vs. UNCG (12/15/15)
ACC CAREER	17, vs. Louisville (1/4/15)

### BLOCKS

CAREER	5, 2x - last vs. UNCG (12/15/15)
SEASON	5, vs. UNCG (12/15/15)
ACC CAREER	5, at Georgia Tech (1/26/13)

### STEALS


CAREER	4, 3x - last vs. Duke (1/7/15)
SEASON	3, vs. NC State (1/10/16)
ACC CAREER	4, 2x - last vs. Duke (1/7/15)

### MINUTES

CAREER	41, at Florida State (1/28/15)
SEASON	36, 2x - last at Georgia Tech (2/10/16)
ACC CAREER	41, at Florida State (1/28/15)

## CAREER STATISTICS

Year	G-GS	Min-Avg.	FG-FGA	Pct.	3FG-3FGA	Pct.	FT-FTA	Pct.	Off-Def.	Reb-Avg.	PF-DQ	Ast	TO	Blk	Stl	Pts-Avg
<b>2012-13</b>	31-31	845-27.3	106-213	.498	0-0	.000	70-127	.551	79-155	234-7.5	66-0	41	77	43	32	282-9.1
ACC	18-18	524-29.1	71-137	.518	0-0	.000	47-82	.573	55-102	157-8.7	43-0	21	52	27	19	189-10.5
<b>2013-14</b>	33-32	929-28.2	138-256	.539	0-0	.000	91-172	.529	64-185	249-7.5	106-6	50	82	29	19	367-11.1
ACC	18-18	524-29.1	72-131	.550	0-1	.000	46-91	.505	29-83	112-6.2	60-3	28	49	16	14	190-10.6
<b>2014-15</b>	32-32	869-27.2	138-279	.495	0-0	.000	109-184	.592	82-200	282-8.8	88-4	51	96	26	22	385-12.0
ACC	18-18	503-27.9	82-163	.503	0-0	.000	59-103	.573	48-95	143-7.9	52-2	32	50	13	9	223-12.4
<b>2015-16</b>	24-24	723-30.1	138-248	.556	0-0	.000	113-189	.598	72-164	236-9.8	72-3	53	66	39	14	389-16.2
ACC	12-12	391-32.6	69-127	.543	0-0	.000	52-85	.612	38-76	114-9.5	38-1	28	36	16	7	190-15.8
<b>CAREER</b>	<b>120-119</b>	<b>3366-28.1</b>	<b>520-996</b>	<b>.522</b>	<b>0-0</b>	<b>.000</b>	<b>383-672</b>	<b>.570</b>	<b>297-704</b>	<b>1001-8.3</b>	<b>332-13</b>	<b>195</b>	<b>321</b>	<b>137</b>	<b>87</b>	<b>1423-11.9</b>
ACC	<b>66-66</b>	<b>1942-29.4</b>	<b>294-558</b>	<b>.527</b>	<b>0-0</b>	<b>.000</b>	<b>204-361</b>	<b>.565</b>	<b>170-356</b>	<b>526-8.0</b>	<b>193-6</b>	<b>109</b>	<b>187</b>	<b>72</b>	<b>49</b>	<b>792-12.0</b>



# 4 Doral MOORE

**Freshman • Center • 7-1 • 265**  
**Locust Grove, Ga. • Montverde Academy**

## 2015-16 HIGHLIGHTS

- Had four points vs. Clemson (Feb. 2)
- Scored four points at No. 25 Notre Dame (Jan. 31)
- Had four points and three rebounds at No. 2 North Carolina (Jan. 20)
- Posted his first career double figure game with 10 points vs. Syracuse (Jan. 16)
- Had two points, one rebound and first career assist vs. NC State (Jan. 10)
- Scored two points on a put-back dunk in his ACC debut at No. 18 Louisville (Jan. 3)
- Had four points, two rebounds and two blocks vs. No. 6 Xavier (Dec. 22)
- Had two points and four rebounds vs. Coastal Carolina (Dec. 18)
- Had six points and four rebounds vs. Arkansas (Dec. 4)
- Had four rebounds and two blocks at Rutgers (Nov. 30)
- Had four points and two rebounds vs. UCLA (Nov. 25)
- Had four rebounds vs. No. 19 Vanderbilt (Nov. 24)
- Scored six points at Bucknell (Nov. 15)
- Had two points, three rebounds and two blocks in collegiate debut vs. UMBC (Nov. 13)
- Had four points and two blocks in exhibition vs. UNC Pembroke (Nov. 6)

## 2015-16 GAME-BY-GAME

Opponent	MP	FG-A	3G-A	FT-A	O-D-T	PF	A	TO	BS	ST	TP
UMBC	5	1-4	0-0	0-0	2-1-3	2	0	3	2	0	2
at Bucknell	10	3-5	0-0	0-0	1-0-1	3	0	0	0	0	6
Richmond	6	1-1	0-0	0-0	0-0-0	3	0	2	0	0	2
vs. Indiana	4	0-0	0-0	0-0	0-0-0	0	0	0	0	0	0
vs. Vanderbilt	7	0-1	0-0	0-0	0-4-4	5	0	2	0	0	0
vs. UCLA	9	1-2	0-0	2-2	1-1-2	2	0	2	0	0	4
at Rutgers	8	0-2	0-0	0-0	1-3-4	3	0	1	2	1	0
Arkansas	9	3-5	0-0	0-0	2-2-4	1	0	1	0	0	6
UNCG	4	1-1	0-0	0-0	1-0-1	0	0	1	0	0	2
Coastal Carolina	8	1-1	0-0	0-1	2-2-4	0	0	0	0	0	2
Xavier	4	1-2	0-0	2-2	1-1-2	0	0	0	2	1	4
at LSU	2	1-1	0-0	0-0	0-1-1	0	0	0	1	0	2
at Louisville	5	1-1	0-0	0-0	1-0-1	1	0	0	0	0	2
Duke					-DNP-						
NC State	3	1-1	0-0	0-0	0-1-1	0	1	0	0	0	2
at Virginia Tech	1	0-0	0-0	0-0	0-0-0	1	0	0	0	0	0
Syracuse	10	3-4	0-0	4-5	1-1-2	1	0	0	1	0	10
at North Carolina	10	2-2	0-0	0-0	2-1-3	2	0	0	0	1	4
at Miami	5	2-2	0-0	0-0	3-0-3	2	0	1	2	0	4
Virginia	2	1-1	0-0	0-0	0-0-0	0	0	0	0	0	2
at Notre Dame	12	2-5	0-0	0-0	0-2-2	1	0	1	2	0	4
Clemson	5	2-2	0-0	0-1	1-1-2	1	0	1	1	1	4
Florida State	5	1-1	0-0	0-0	1-0-1	0	0	0	0	0	2
at Georgia Tech	2	0-0	0-0	0-0	1-1-2	2	0	1	0	0	0

## CAREER/SEASON HIGHS

### POINTS

CAREER	10, vs. Syracuse (1/16/16)
SEASON	10, vs. Syracuse (1/16/16)
ACC CAREER	10, vs. Syracuse (1/16/16)

### REBOUNDS

CAREER	4, 4x - last vs. Coastal (12/18/15)
SEASON	4, 4x - last vs. Coastal (12/18/15)
ACC CAREER	3, 2x - last at Miami (1/23/16)

### ASSISTS

CAREER	1, vs. NC State (1/10/16)
SEASON	1, vs. NC State (1/10/16)
ACC CAREER	1, vs. NC State (1/10/16)

### FIELD GOALS

CAREER	3, 3x - last vs. Syracuse (1/16/16)
SEASON	3, 3x - last vs. Syracuse (1/16/16)
ACC CAREER	3, vs. Syracuse (1/16/16)

### FIELD GOAL ATTEMPTS

CAREER	5, 3x - last at Notre Dame (1/31/16)
SEASON	5, 3x - last at Notre Dame (1/31/16)
ACC CAREER	5, at Notre Dame (1/31/16)

### THREE-POINTERS

CAREER	--
SEASON	--
ACC CAREER	--

### THREE-POINT ATTEMPTS

CAREER	--
SEASON	--
ACC CAREER	--

### FREE THROWS

CAREER	4, vs. Syracuse (1/16/16)
SEASON	4, vs. Syracuse (1/16/16)
ACC CAREER	4, vs. Syracuse (1/16/16)

### FREE THROW ATTEMPTS

CAREER	5, vs. Syracuse (1/16/16)
SEASON	5, vs. Syracuse (1/16/16)
ACC CAREER	5, vs. Syracuse (1/16/16)

### BLOCKS

CAREER	2, 5x - last at Notre Dame (1/31/16)
SEASON	2, 5x - last at Notre Dame (1/31/16)
ACC CAREER	2, 2x - last at Notre Dame (1/31/16)

### STEALS

CAREER	1, 4x - last vs. Clemson (2/2/16)
SEASON	1, 4x - last vs. Clemson (2/2/16)
ACC CAREER	1, 2x - last vs. Clemson (2/2/16)

### MINUTES

CAREER	12, at Notre Dame (1/31/16)
SEASON	12, at Notre Dame (1/31/16)
ACC CAREER	12, at Notre Dame (1/31/16)

## CAREER STATISTICS

Year	G-GS	Min-Avg.	FG-FGA	Pct.	3FG-3FGA	Pct.	FT-FTA	Pct.	Off-Def.	Reb-Avg.	PF-DQ	Ast	TO	Blk	Stl	Pts-Avg
2015-16	23-0	136-5.9	28-44	.636	0-0	.000	8-11	.727	21-22	43-1.9	30-1	1	16	13	4	64-2.8
ACC	11-0	60-5.5	15-19	.789	0-0	.000	4-6	.667	10-7	17-1.5	11-0	1	4	6	2	34-3.1
CAREER	23-0	136-5.9	28-44	.636	0-0	.000	8-11	.727	21-22	43-1.9	30-1	1	16	13	4	64-2.8
ACC	11-0	60-5.5	15-19	.789	0-0	.000	4-6	.667	10-7	17-1.5	11-0	1	4	6	2	34-3.1



# 10 Mitchell WILBEKIN

Sophomore • Guard • 6-2 • 175  
Gainesville, Fla. • The Rock School

## 2015-16 HIGHLIGHTS

- Scored 10 points at No. 15 Miami (Jan. 23)
- Had 13 points and four assists at Virginia Tech (Jan. 13)
- Had 13 points and three assists vs. Arkansas (Dec. 4)
- Scored 12 points (4-7 3FG) at Rutgers (Nov. 30)
- Had 15 points and four assists vs. UCLA (Nov. 25)
- Scored 13 points vs. No. 13 Indiana (Nov. 23)
- Had eight points and three assists vs. Richmond (Nov. 18)
- Scored a career-high 17 points at Bucknell (Nov. 15)
- Scored eight points in season opener vs. UMBC (Nov. 13)
- Had nine points and seven assists in exhibition vs. UNC Pembroke (Nov. 6)

## 2015-16 GAME-BY-GAME

Opponent	MP	FG-A	3G-A	FT-A	O-D-T	PF	A	TO	BS	ST	TP
UMBC*	35	2-9	2-6	2-2	0-1-1	2	1	0	0	0	8
at Bucknell*	37	5-11	2-5	5-7	1-3-4	3	2	0	0	1	17
Richmond*	27	2-5	0-2	4-4	1-0-1	3	3	1	0	0	8
vs. Indiana*	38	5-10	3-5	0-2	0-3-3	3	0	2	0	0	13
vs. Vanderbilt*	34	0-8	0-6	0-0	1-2-3	0	1	1	0	1	0
vs. UCLA*	31	5-10	4-7	1-2	0-2-2	2	4	1	0	0	15
at Rutgers*	37	4-8	4-7	0-0	1-3-4	3	1	0	1	0	12
Arkansas*	33	3-6	3-6	4-4	0-0-0	2	3	2	0	0	13
UNCG*	35	2-8	2-6	2-2	0-2-2	1	2	1	0	0	8
Coastal Carolina*	21	1-5	0-3	0-0	0-3-3	3	1	0	0	1	2
Xavier*	37	3-9	2-7	0-0	0-1-1	3	1	1	0	1	8
at LSU*	28	1-9	1-6	1-2	1-2-3	2	2	0	0	1	4
at Louisville*	19	1-2	1-2	0-0	0-1-1	1	0	0	0	0	3
Duke*	24	0-5	0-5	0-0	0-0-0	2	1	0	0	2	0
NC State*	21	2-4	2-3	0-0	0-2-2	2	0	1	0	0	6
at Virginia Tech*	36	5-10	3-5	0-0	0-1-1	3	4	1	0	0	13
Syracuse*	25	2-6	1-5	2-2	1-3-4	1	1	0	0	1	7
at North Carolina*	8	0-3	0-2	0-0	1-0-1	0	0	1	0	0	0
at Miami*	25	3-9	2-6	2-2	0-2-2	3	1	0	0	1	10
Virginia*	25	2-4	1-3	2-2	0-0-0	3	1	0	0	1	7
at Notre Dame*	18	0-2	0-2	0-0	1-1-2	3	1	1	0	0	0
Clemson*	29	3-10	1-4	0-0	0-2-2	1	0	0	0	2	7
Florida State*	22	0-3	0-3	0-0	0-2-2	1	2	0	0	0	0
at Georgia Tech*	21	3-5	1-3	0-0	0-0-0	3	2	1	0	1	7

\* denotes starter

## CAREER/SEASON HIGHS

### POINTS

CAREER	17, at Bucknell (11/15/15)
SEASON	17, at Bucknell (11/15/15)
ACC CAREER	15, vs. Virginia Tech (1/31/15)

### REBOUNDS

CAREER	6, at Notre Dame (2/17/15)
SEASON	4, 3x - last vs. Syracuse (1/16/16)
ACC CAREER	6, at Notre Dame (2/17/15)

### ASSISTS

CAREER	5, at Syracuse (1/13/15)
SEASON	4, 2x - last at Virginia Tech (1/13/16)
ACC CAREER	5, at Syracuse (1/13/15)

### FIELD GOALS

CAREER	5, 6x - last at Virginia Tech (1/13/16)
SEASON	5, 4x - last at Virginia Tech (1/13/16)
ACC CAREER	5, 3x - last at Virginia Tech (1/13/16)

### FIELD GOAL ATTEMPTS

CAREER	11, 2x - last at Bucknell (11/15/15)
SEASON	11, at Bucknell (11/15/15)
ACC CAREER	11, vs. Virginia Tech (1/31/15)

### THREE-POINTERS

CAREER	4, 4x - last vs. UCLA (11/25/15)
SEASON	4, 2x - last at Rutgers (11/30/15)
ACC CAREER	4, vs. Pitt (3/1/15)

### THREE-POINT ATTEMPTS

CAREER	9, vs. Virginia Tech (1/31/15)
SEASON	7, 3x - last vs. Xavier (12/22/15)
ACC CAREER	9, vs. Virginia Tech (1/31/15)

### FREE THROWS

CAREER	6, at NC State (12/6/14)
SEASON	5, at Bucknell (11/15/15)
ACC CAREER	6, at NC State (12/6/14)

### FREE THROW ATTEMPTS

CAREER	7, at Bucknell (11/15/15)
SEASON	7, at Bucknell (11/15/15)
ACC CAREER	6, 2x - last vs. VT (1/31/15)

### BLOCKS

CAREER	1, 3x - last at Rutgers (11/30/15)
SEASON	1, at Rutgers (11/30/15)
ACC CAREER	1, 2x - last vs. NC State (2/3/15)

### STEALS

CAREER	4, at Tulane (11/17/14)
SEASON	2, 2x - last vs. Clemson (2/2/16)
ACC CAREER	3, at NC State (12/6/14)


### MINUTES

CAREER	38, vs. Indiana (11/23/15)
SEASON	38, vs. Indiana (11/23/15)
ACC CAREER	37, at Florida State (1/28/15)

## CAREER STATISTICS

Year	G-GS	Min-Avg.	FG-FGA	Pct.	3FG-3FGA	Pct.	FT-FTA	Pct.	Off-Def.	Reb-Avg.	PF-DQ	Ast	TO	Blk	Stl	Pts-Avg
<b>2014-15</b>	29-26	815-28.1	65-179	.363	49-127	.386	30-41	.732	10-57	67-2.3	51-0	47	26	2	31	209-7.2
<b>ACC</b>	18-18	541-30.1	41-117	.350	29-82	.354	20-26	.769	5-40	45-2.5	30-0	30	16	2	14	131-7.3
<b>2015-16</b>	24-24	666-27.8	54-161	.335	35-109	.321	25-31	.806	8-36	44-1.8	50-0	34	14	1	13	168-7.0
<b>ACC</b>	12-12	273-22.8	21-63	.333	12-43	.279	6-6	1.000	3-14	17-1.4	23-0	13	5	0	8	60-5.0
<b>CAREER</b>	<b>53-50</b>	<b>1481-27.9</b>	<b>119-340</b>	<b>.350</b>	<b>84-236</b>	<b>.356</b>	<b>55-72</b>	<b>.764</b>	<b>18-93</b>	<b>111-2.1</b>	<b>101-0</b>	<b>81</b>	<b>40</b>	<b>3</b>	<b>44</b>	<b>377-7.1</b>
<b>ACC</b>	<b>30-30</b>	<b>814-27.1</b>	<b>62-180</b>	<b>.344</b>	<b>41-125</b>	<b>.328</b>	<b>26-32</b>	<b>.813</b>	<b>8-54</b>	<b>62-2.1</b>	<b>53-0</b>	<b>43</b>	<b>21</b>	<b>2</b>	<b>22</b>	<b>191-6.4</b>





# 11 Greg McClINTON

**R-Sophomore • Forward • 6-7 • 200**  
**Winston-Salem, N.C. • Hargrave Military Academy**

## 2015-16 HIGHLIGHTS

- Had six points, four rebounds and two steals at Georgia Tech (Feb. 10)
- Had six points vs. Syracuse (Jan. 16)
- Scored a career-high 13 points vs. Coastal Carolina (Dec. 18)
- Had 11 points (4-4 FG, 3-3 FT) and two rebounds vs. UNCG (Dec. 15)
- Scored six points vs. Arkansas (Dec. 4)
- Had seven points and seven rebounds vs. No. 13 Indiana (Nov. 23)
- Scored 12 points (6-8 FG) vs. Richmond (Nov. 18)
- Had five points and seven rebounds in a career-high 25 minutes at Bucknell (Nov. 15)
- Had six points and five rebounds in season opener vs. UMBC (Nov. 13)
- Had eight points and eight rebounds in exhibition vs. UNC Pembroke (Nov. 6)

## 2015-16 GAME-BY-GAME

Opponent	MP	FG-A	3G-A	FT-A	O-D-T	PF	A	TO	BS	ST	TP
UMBC*	20	3-6	0-0	0-1	4-1-5	5	1	0	1	1	6
at Bucknell*	25	2-5	0-0	1-2	2-5-7	3	0	2	0	0	5
Richmond*	22	6-8	0-0	0-3	3-0-3	1	1	0	0	0	12
vs. Indiana*	22	3-4	0-0	1-2	3-4-7	3	1	2	0	0	7
vs. Vanderbilt*	17	0-2	0-0	1-3	3-2-5	3	0	2	1	0	1
vs. UCLA*	10	0-0	0-0	1-2	1-1-2	2	1	0	0	0	1
at Rutgers*	11	0-0	0-0	0-0	0-1-1	1	0	2	0	1	0
Arkansas*	9	3-4	0-0	0-0	1-1-2	2	0	0	0	0	6
UNCG*	15	4-4	0-0	3-3	1-1-2	1	0	1	0	1	11
Coastal Carolina*	21	6-11	0-1	1-2	3-0-3	0	0	0	0	0	13
Xavier*	20	2-6	0-0	2-2	1-3-4	3	1	3	0	0	6
at LSU	4	0-1	0-0	0-0	0-0-0	0	1	0	0	0	0
at Louisville	0+	0-0	0-0	0-0	0-1-1	1	0	0	0	0	0
Duke	5	0-0	0-0	0-0	0-0-0	0	0	0	0	0	0
NC State	3	0-1	0-0	0-0	0-2-2	0	0	0	0	0	0
at Virginia Tech	5	0-0	0-0	0-0	0-1-1	0	0	0	0	0	0
Syracuse	13	2-3	0-0	2-3	0-1-1	2	0	1	0	0	6
at North Carolina	2	0-0	0-0	0-0	0-1-1	0	0	0	0	0	0
at Miami					-DNP-						
Virginia	6	0-0	0-0	0-0	1-0-1	0	0	0	0	0	0
at Notre Dame	2	0-0	0-0	2-2	0-1-1	0	0	0	0	0	2
Clemson	6	1-1	0-0	0-0	0-2-2	3	0	1	0	0	2
Florida State	6	0-0	0-0	0-0	0-1-1	0	0	1	0	0	0
at Georgia Tech	22	3-3	0-0	0-0	0-4-4	2	0	0	1	2	6

\*denotes starter

## CAREER/SEASON HIGHS

### POINTS

CAREER	13, vs. Coastal Carolina (12/18/15)
SEASON	13, vs. Coastal Carolina (12/18/15)
ACC CAREER	7, at Syracuse (1/13/15)

### REBOUNDS

CAREER	8, vs. Virginia Tech (1/31/15)
SEASON	7, 2x - last vs. Indiana (11/23/15)
ACC CAREER	8, vs. Virginia Tech (1/31/15)

### ASSISTS

CAREER	4, vs. Louisville (1/4/15)
SEASON	1, 6x - last at LSU (12/29/15)
ACC CAREER	4, vs. Louisville (1/4/15)

### FIELD GOALS

CAREER	6, 2x - last vs. Coastal (12/18/15)
SEASON	6, 2x - last vs. Coastal (12/18/15)
ACC CAREER	3, 4x - last at Georgia Tech (2/10/16)

### FIELD GOAL ATTEMPTS

CAREER	11, vs. Coastal Carolina (12/18/15)
SEASON	11, vs. Coastal Carolina (12/18/15)
ACC CAREER	5, 3x - last vs. UNC (1/21/15)

### THREE-POINTERS

CAREER	--
SEASON	--
ACC CAREER	--

### THREE-POINT ATTEMPTS

CAREER	1, 5x - last vs. Coastal (12/18/15)
SEASON	1, vs. Coastal Carolina (12/18/15)
ACC CAREER	1, 3x - last at Notre Dame (2/17/15)

### FREE THROWS

CAREER	5, vs. Samford (12/14/14)
SEASON	3, vs. UNCG (12/15/15)
ACC CAREER	3, at Syracuse (1/13/15)

### FREE THROW ATTEMPTS

CAREER	7, vs. Samford (12/14/14)
SEASON	3, 3x - last vs. UNCG (12/15/15)
ACC CAREER	3, 2x - last vs. Syracuse (1/16/16)

### BLOCKS

CAREER	2, vs. Virginia Tech (1/31/15)
SEASON	1, 3x - last at Georgia Tech (2/10/16)
ACC CAREER	2, vs. Virginia Tech (1/31/15)


### STEALS

CAREER	2, 3x - last at Georgia Tech (2/10/16)
SEASON	2, at Georgia Tech (2/10/16)
ACC CAREER	2, 3x - last at Georgia Tech (2/10/16)
CAREER	25, at Bucknell (11/15/15)
SEASON	25, at Bucknell (11/15/15)
ACC CAREER	22, 2x - last at Georgia Tech (2/10/16)

## CAREER STATISTICS

Year	G-GS	Min-Avg.	FG-FGA	Pct.	3FG-3FGA	Pct.	FT-FTA	Pct.	Off-Def.	Reb-Avg.	PF-DQ	Ast	TO	Blk	Stl	Pts-Avg
2013-14																
ACC																
2014-15	31-15	454-14.6	39-91	.429	0-4	.000	27-43	.628	41-48	89-2.9	48-0	26	30	9	13	105-3.4
ACC	17-10	244-14.4	20-44	.455	0-3	.000	6-13	.462	14-30	44-2.6	27-0	16	17	7	9	46-2.7
2015-16	23-11	266-11.6	35-59	.593	0-1	.000	14-25	.560	23-33	56-2.4	32-1	6	15	3	5	84-3.7
ACC	11-0	70-6.4	6-8	.750	0-0	.000	4-5	.800	1-14	15-1.4	8-0	0	3	1	2	16-1.5
CAREER	54-26	720-13.3	74-150	.493	0-5	.000	41-68	.603	64-81	145-2.7	80-1	32	45	12	18	189-3.5
ACC	28-10	314-11.2	26-52	.500	0-3	.000	10-18	.556	15-44	59-2.1	35-0	16	20	8	11	62-2.2

MEDICAL REDSHIRT



# 13 Bryant CRAWFORD

Freshman • Guard • 6-3 • 200

Silver Spring, Md. • Gonzaga College H.S.

## 2015-16 HIGHLIGHTS

- Scored 20 points at No. 25 Notre Dame (Jan. 31) and a career-high 22 points (8-10 FG, 3-5 3FG) vs. No. 11 Virginia (Jan. 26), becoming the first Deacon freshman with back-to-back 20-point games in ACC play since Travis McKie (2010-11) and against ranked foes since James Johnson (2007-08)
- Had 18 points and five assists at No. 2 North Carolina (Jan. 20)
- Had 17 points and six assists vs. NC State (Jan. 10)
- Had 14 points and seven assists in ACC debut at No. 18 Louisville (Jan. 3)
- Had 19 points at LSU (Dec. 29)
- Had 19 points, nine assists and three steals vs. Coastal Carolina (Dec. 18)
- Twice has had nine assists in a game (Arkansas, Coastal Carolina), the most by a Wake freshman since Ish Smith in 2006-07
- Had 15 points and five assists vs. No. 19 Vanderbilt (Nov. 24)
- Scored 13 points, including the game-winning layup with three seconds left, and had four steals vs. No. 13 Indiana (Nov. 23)
- Had 21 points, five rebounds and six assists vs. Richmond (Nov. 18)
- Had 21 points (18 in the second half) and seven assists at Bucknell (Nov. 15)
- First Demon Deacon freshman to score at least 20 points in two of his first three collegiate games since Rodney Rogers in 1990-91

## 2015-16 GAME-BY-GAME

Opponent	MP	FG-A	3G-A	FT-A	O-D-T	PF	A	TO	BS	ST	TP
UMBC*	32	2-9	0-4	5-5	0-5-5	4	2	3	0	0	9
at Bucknell*	28	6-11	2-3	7-10	1-3-4	4	7	2	0	0	21
Richmond*	38	7-13	4-5	3-5	2-3-5	3	6	7	0	0	21
vs. Indiana*	36	5-16	1-4	2-2	0-1-1	3	1	8	1	4	13
vs. Vanderbilt*	35	6-16	1-5	2-3	0-1-1	4	5	3	0	3	15
vs. UCLA	DNP - Illness										
at Rutgers*	26	1-8	1-2	4-4	0-4-4	1	4	1	0	1	7
Arkansas*	32	0-8	0-4	4-5	1-3-4	3	9	7	0	1	4
UNCG*	26	2-7	1-2	4-5	0-3-3	4	3	2	2	1	9
Coastal Carolina*	31	6-10	5-9	2-4	0-2-2	3	9	4	0	3	19
Xavier*	24	5-10	4-9	2-2	0-1-1	5	4	5	0	2	16
at LSU*	25	6-10	3-5	4-5	0-1-1	2	3	3	0	0	19
at Louisville*	33	6-17	2-5	0-5	2-2-4	4	7	1	0	2	14
Duke*	25	0-6	0-1	1-2	1-1-2	0	2	3	0	1	1
NC State*	26	5-14	3-7	4-4	2-0-2	4	6	0	0	1	17
at Virginia Tech*	30	4-7	1-3	4-5	0-4-4	3	3	5	0	1	13
Syracuse*	17	0-2	0-1	1-2	0-1-1	3	1	4	0	0	1
at North Carolina*	32	5-16	2-6	6-7	1-3-4	4	5	3	0	1	18
at Miami*	38	4-15	3-6	1-4	1-4-5	2	6	6	0	2	12
Virginia*	36	8-10	3-5	3-6	0-1-1	2	1	2	0	3	22
at Notre Dame*	33	7-15	4-9	2-2	0-1-1	1	3	1	0	0	20
Clemson*	36	4-8	2-5	3-5	1-2-3	3	2	4	0	1	13
Florida State*	30	5-12	2-5	1-2	0-1-1	3	3	5	1	1	13
at Georgia Tech*	34	4-10	1-5	1-2	0-3-3	4	6	5	0	3	10

\*denotes starter

## CAREER/SEASON HIGHS

### POINTS

CAREER	22, vs. Virginia (1/26/16)
SEASON	22, vs. Virginia (1/26/16)
ACC CAREER	22, vs. Virginia (1/26/16)

### REBOUNDS

CAREER	5, 3x - last at Miami (1/23/16)
SEASON	5, 3x - last at Miami (1/23/16)
ACC CAREER	5, at Miami (1/23/16)

### ASSISTS

CAREER	9, 2x - last vs. Coastal (12/18/15)
SEASON	9, 2x - last vs. Coastal (12/18/15)
ACC CAREER	7, at Louisville (1/3/16)

### FIELD GOALS

CAREER	8, vs. Virginia (1/26/16)
SEASON	8, vs. Virginia (1/26/16)
ACC CAREER	8, vs. Virginia (1/26/16)

### FIELD GOAL ATTEMPTS

CAREER	17, at Louisville (1/3/16)
SEASON	17, at Louisville (1/3/16)
ACC CAREER	17, at Louisville (1/3/16)

### THREE-POINTERS

CAREER	5, vs. Coastal Carolina (12/18/15)
SEASON	5, vs. Coastal Carolina (12/18/15)
ACC CAREER	4, at Notre Dame (1/31/16)

### THREE-POINT ATTEMPTS

CAREER	9, 3x - last at Notre Dame (1/31/16)
SEASON	9, 3x - last at Notre Dame (1/31/16)
ACC CAREER	9, at Notre Dame (1/31/16)

### FREE THROWS

CAREER	7, at Bucknell (11/15/15)
SEASON	7, at Bucknell (11/15/15)
ACC CAREER	6, at North Carolina (1/20/16)

### FREE THROW ATTEMPTS

CAREER	10, at Bucknell (11/15/15)
SEASON	10, at Bucknell (11/15/15)
ACC CAREER	7, at North Carolina (1/20/16)

### BLOCKS

CAREER	2, vs. UNCG (12/15/15)
SEASON	2, vs. UNCG (12/15/15)
ACC CAREER	1, vs. Florida State (2/6/16)

### STEALS


CAREER	4, vs. Indiana (11/23/15)
SEASON	4, vs. Indiana (11/23/15)
ACC CAREER	3, 2x - last at Georgia Tech (2/10/16)

### MINUTES

CAREER	38, 2x - last at Miami (1/23/16)
SEASON	38, 2x - last at Miami (1/23/16)
ACC CAREER	38, at Miami (1/23/16)

## CAREER STATISTICS

Year	G-GS	Min-Avg.	FG-FGA	Pct.	3FG-3FGA	Pct.	FT-FTA	Pct.	Off-Def.	Reb-Avg.	PF-DQ	Ast	TO	Blk	Stl	Pts-Avg
2015-16	23-23	703-30.6	98-250	.392	45-110	.409	66-96	.688	12-50	62-2.7	69-1	98	84	4	31	307-13.3
ACC	12-12	370-30.8	52-132	.394	23-58	.397	27-46	.587	8-23	31-2.6	33-0	45	39	1	16	154-12.8
CAREER	23-23	703-30.6	98-250	.392	45-110	.409	66-96	.688	12-50	62-2.7	69-1	98	84	4	31	307-13.3
ACC	12-12	370-30.8	52-132	.394	23-58	.397	27-46	.587	8-23	31-2.6	33-0	45	39	1	16	154-12.8



# 20 John COLLINS

**Freshman • Forward • 6-10 • 225**  
**West Palm Beach, Fla. • Cardinal Newman**

## 2015-16 HIGHLIGHTS

- Scored 10 points at No. 15 Miami (Jan. 23)
- Had nine points and seven rebounds at No. 2 North Carolina (Jan. 20)
- Had 11 points and seven rebounds vs. No. 14 Duke (Jan. 6)
- Scored 11 points vs. No. 6 Xavier (Dec. 22)
- Had 12 points (4-4 FG, 4-4 FT) and five rebounds vs. Coastal Carolina (Dec. 18)
- Had 10 points and six rebounds vs. Arkansas (Dec. 4)
- Scored 11 points (5-7 FG) at Rutgers (Nov. 30)
- Had 14 points and eight rebounds vs. No. 19 Vanderbilt (Nov. 24)
- Had 10 points and nine rebounds vs. No. 13 Indiana (Nov. 23)
- Had 13 points (4-6 FG) and four rebounds in 12 minutes vs. Richmond (Nov. 18)
- Had eight points and four rebounds at Bucknell (Nov. 15)
- Had 10 points (5-7 FG), seven rebounds and three blocks in 11 minutes in collegiate debut vs. UMBC (Nov. 13)
- Had 12 points, five rebounds and four blocks in exhibition vs. UNC Pembroke (Nov. 6)

## 2015-16 GAME-BY-GAME

Opponent	MP	FG-A	3G-A	FT-A	O-D-T	PF	A	TO	BS	ST	TP
UMBC	11	5-7	0-0	0-0	4-3-7	0	1	2	3	0	10
at Bucknell	12	2-5	0-0	4-6	2-2-4	2	0	2	2	0	8
Richmond	12	4-6	0-0	5-8	1-3-4	3	0	1	1	0	12
vs. Indiana	13	4-7	0-0	2-3	4-5-9	4	0	0	0	1	13
vs. Vanderbilt	22	3-8	0-0	8-9	3-5-8	3	0	1	1	0	14
vs. UCLA	15	0-1	0-0	2-2	1-5-6	4	0	1	1	0	2
at Rutgers	16	5-7	0-0	1-2	0-3-3	4	0	2	2	0	11
Arkansas	17	4-5	0-0	2-3	3-3-6	3	0	0	1	0	10
UNCG	15	2-4	0-0	0-0	2-1-3	3	0	0	0	0	4
Coastal Carolina	14	4-4	0-0	4-4	1-4-5	1	0	0	0	1	12
Xavier	19	5-6	0-0	1-2	3-1-4	3	0	0	0	0	11
at LSU	14	2-4	0-0	0-0	3-0-3	3	0	4	1	0	4
at Louisville	9	2-4	0-0	1-2	0-1-1	2	0	0	0	0	5
Duke	20	4-9	0-0	3-6	3-4-7	3	0	0	2	0	11
NC State	10	1-2	0-0	2-2	0-0-0	2	1	1	1	1	4
at Virginia Tech	5	1-1	0-0	0-0	0-0-0	0	0	0	0	0	2
Syracuse	7	0-0	0-0	0-0	0-0-0	0	0	0	0	0	0
at North Carolina	18	3-7	0-0	3-4	2-5-7	4	0	1	2	1	9
at Miami	15	3-5	0-0	4-4	3-1-4	3	0	1	0	0	10
Virginia	16	0-0	0-0	2-2	1-1-2	2	0	2	1	0	2
at Notre Dame	17	2-4	0-0	0-1	1-1-2	1	0	1	0	1	4
Clemson	10	0-1	0-0	2-2	1-3-4	4	1	1	0	0	2
Florida State	13	1-2	0-0	2-2	0-1-1	1	0	0	0	0	4
at Georgia Tech	11	4-7	0-0	0-1	3-4-7	0	0	2	0	0	8

## CAREER/SEASON HIGHS

### POINTS

CAREER	14, vs. Vanderbilt (11/24/15)
SEASON	14, vs. Vanderbilt (11/24/15)
ACC CAREER	11, vs. Duke (1/6/16)

### REBOUNDS

CAREER	9, vs. Indiana (11/23/15)
SEASON	9, vs. Indiana (11/23/15)
ACC CAREER	7, 3x - last at Georgia Tech (2/10/16)

### ASSISTS

CAREER	1, 3x - last vs. Clemson (2/2/16)
SEASON	1, 3x - last vs. Clemson (2/2/16)
ACC CAREER	1, 2x - last vs. Clemson (2/2/16)

### FIELD GOALS

CAREER	5, 3x - last vs. Xavier (12/22/15)
SEASON	5, 3x - last vs. Xavier (12/22/15)
ACC CAREER	4, 2x - last at Georgia Tech (2/10/16)

### FIELD GOAL ATTEMPTS

CAREER	9, vs. Duke (1/6/16)
SEASON	9, vs. Duke (1/6/16)
ACC CAREER	9, vs. Duke (1/6/16)

### THREE-POINTERS

CAREER	--
SEASON	--
ACC CAREER	--

### THREE-POINT ATTEMPTS

CAREER	--
SEASON	--
ACC CAREER	--

### FREE THROWS

CAREER	8, vs. Vanderbilt (11/24/15)
SEASON	8, vs. Vanderbilt (11/24/15)
ACC CAREER	4, at Miami (1/23/16)

### FREE THROW ATTEMPTS

CAREER	9, vs. Vanderbilt (11/24/15)
SEASON	9, vs. Vanderbilt (11/24/15)
ACC CAREER	6, vs. Duke (1/6/16)

### BLOCKS

CAREER	3, vs. UMBC (11/13/15)
SEASON	3, vs. UMBC (11/13/15)
ACC CAREER	2, 2x - last at UNC (1/20/16)

### STEALS

CAREER	1, 5x - last at Notre Dame (1/31/16)
SEASON	1, 5x - last at Notre Dame (1/31/16)
ACC CAREER	1, 3x - last at Notre Dame (1/31/16)


### MINUTES

CAREER	22, vs. Vanderbilt (11/24/15)
SEASON	22, vs. Vanderbilt (11/24/15)
ACC CAREER	20, vs. Duke (1/6/16)

## CAREER STATISTICS

Year	G-GS	Min-Avg.	FG-FGA	Pct.	3FG-3FGA	Pct.	FT-FTA	Pct.	Off-Def.	Reb-Avg.	PF-DQ	Ast	TO	Blk	Stl	Pts-Avg
2015-16	24-0	331-13.8	61-106	.575	0-0	.000	48-65	.738	41-56	97-4.0	55-0	3	22	18	5	170-7.1
ACC	12-0	151-12.6	21-42	.500	0-0	.000	19-26	.731	14-21	35-2.9	22-0	2	9	6	3	61-5.1
CAREER	24-0	331-13.8	61-106	.575	0-0	.000	48-65	.738	41-56	97-4.0	55-0	3	22	18	5	170-7.1
ACC	12-0	151-12.6	21-42	.500	0-0	.000	19-26	.731	14-21	35-2.9	22-0	2	9	6	3	61-5.1





# 23 Rondale WATSON

Sophomore • Guard • 6-3 • 195  
Lewisburg, W.Va. • Greenbrier East

## 2015-16 HIGHLIGHTS

- Had six points at No. 15 Miami (Jan. 23)
- Scored a career-high 11 points (4-4 FG, 3-3 3FG) at Virginia Tech (Jan. 13)
- Had three points, three rebounds and three assists vs. Duke (Jan. 6)
- Had three points and a career-high five assists at No. 18 Louisville (Jan. 3)
- Had five points and two rebounds at LSU (Dec. 29)
- Had four points and a career-high five rebounds at Rutgers (Nov. 30)
- Had four points and a career-high three steals in a career-high 26 minutes in season debut vs. UCLA (Nov. 25)
- Suspended for the first five games of the season for a violation of departmental rules

## 2015-16 GAME-BY-GAME

Opponent	MP	FG-A	3G-A	FT-A	O-D-T	PF	A	TO	BS	ST	TP
UMBC				DNP - Suspension							
at Bucknell				DNP - Suspension							
Richmond				DNP - Suspension							
vs. Indiana				DNP - Suspension							
vs. Vanderbilt				DNP - Suspension							
vs. UCLA	26	2-5	0-1	0-1	0-2-2	1	1	0	0	3	4
at Rutgers	14	0-3	0-1	4-4	0-5-5	1	1	0	0	0	4
Arkansas	15	1-4	0-2	0-0	1-0-1	0	1	0	1	0	2
UNCG				-DNP-							
Coastal Carolina	1	0-0	0-0	0-0	0-0-0	0	0	1	0	0	0
Xavier				-DNP-							
at LSU	18	1-3	0-1	3-4	1-1-2	1	0	1	1	1	5
at Louisville	22	1-3	1-2	0-0	0-0-0	1	5	1	0	0	3
Duke	19	1-4	1-3	0-0	0-3-3	2	3	1	0	1	3
NC State	13	0-1	0-1	0-2	0-1-1	0	1	1	0	0	0
at Virginia Tech	16	4-4	3-3	0-0	0-1-1	4	1	1	0	1	11
Syracuse	17	0-3	0-3	3-4	0-2-2	0	1	3	0	2	3
at North Carolina	17	1-3	0-1	0-0	0-1-1	0	1	0	0	1	2
at Miami	16	2-3	0-0	2-4	1-2-3	0	0	0	0	0	6
Virginia	3	0-0	0-0	0-0	0-0-0	1	0	0	0	0	0
at Notre Dame	12	1-1	0-0	0-0	1-2-3	1	1	2	0	1	2
Clemson	10	0-1	0-1	1-2	0-2-2	0	0	0	0	0	1
Florida State	17	1-1	0-0	0-0	0-0-0	1	1	1	0	0	2
at Georgia Tech	4	0-1	0-1	0-0	0-1-1	1	1	0	0	0	0

## CAREER/SEASON HIGHS

### POINTS

CAREER	11, at Virginia Tech (1/13/16)
SEASON	11, at Virginia Tech (1/13/16)
ACC CAREER	11, at Virginia Tech (1/13/16)

### REBOUNDS

CAREER	5, at Rutgers (11/30/15)
SEASON	5, at Rutgers (11/30/15)
ACC CAREER	3, 3x - last at Notre Dame (1/31/16)

### ASSISTS

CAREER	5, at Louisville (1/3/16)
SEASON	5, at Louisville (1/3/16)
ACC CAREER	5, at Louisville (1/3/16)

### FIELD GOALS

CAREER	4, at Virginia Tech (1/13/16)
SEASON	4, at Virginia Tech (1/13/16)
ACC CAREER	4, at Virginia Tech (1/13/16)

### FIELD GOAL ATTEMPTS

CAREER	5, 3x - last vs. UCLA (11/25/15)
SEASON	5, vs. UCLA (11/25/15)
ACC CAREER	4, 2x - last at Virginia Tech (1/13/16)

### THREE-POINTERS

CAREER	3, at Virginia Tech (1/13/16)
SEASON	3, at Virginia Tech (1/13/16)
ACC CAREER	3, at Virginia Tech (1/13/16)

### THREE-POINT ATTEMPTS

CAREER	3, 3x - last at Virginia Tech (1/13/16)
SEASON	3, 2x - last at Virginia Tech (1/13/16)
ACC CAREER	3, 2x - last at Virginia Tech (1/13/16)

### FREE THROWS

CAREER	4, at Rutgers (11/30/15)
SEASON	4, at Rutgers (11/30/15)
ACC CAREER	3, vs. Syracuse (1/16/16)

### FREE THROW ATTEMPTS

CAREER	5, at Richmond (12/28/14)
SEASON	4, 3x - last at Miami (1/23/16)
ACC CAREER	4, 2x - last at Miami (1/23/16)

### BLOCKS

CAREER	1, 2x - last at LSU (12/29/15)
SEASON	1, 2x - last at LSU (12/29/15)
ACC CAREER	--

### STEALS


CAREER	3, vs. UCLA (11/25/15)
SEASON	3, vs. UCLA (11/25/15)
ACC CAREER	2, vs. Syracuse (1/16/16)

### MINUTES

CAREER	26, vs. UCLA (11/25/15)
SEASON	26, vs. UCLA (11/25/15)
ACC CAREER	22, at Louisville (1/3/16)

## CAREER STATISTICS

Year	G-GS	Min-Avg.	FG-FGA	Pct.	3FG-3FGA	Pct.	FT-FTA	Pct.	Off-Def.	Reb-Avg.	PF-DQ	Ast	TO	Blk	Stl	Pts-Avg
2014-15	12-0	77-6.4	5-20	.250	4-12	.333	4-7	.571	1-8	9-0.8	9-0	4	3	0	3	18-1.5
ACC	4-0	17-4.3	1-6	.167	1-4	.250	0-0	.000	0-2	2-0.5	2-0	0	0	0	1	3-0.8
2015-16	17-0	240-14.1	15-40	.375	5-20	.250	13-21	.619	4-23	27-1.6	14-0	18	12	2	10	48-2.8
ACC	12-0	166-13.8	11-25	.440	5-15	.333	6-12	.500	2-15	17-1.4	11-0	15	10	0	6	33-2.8
CAREER	29-0	317-10.9	20-60	.333	9-32	.281	17-28	.607	5-31	36-1.2	23-0	22	15	2	13	66-2.3
ACC	16-0	183-11.4	12-31	.387	6-19	.316	6-12	.500	2-17	19-1.2	13-0	15	10	0	7	36-2.3



# 25 Cornelius HUDSON

Sophomore • Forward • 6-7 • 195

Dallas, Texas • Mt. Zion Christian Academy

## 2015-16 HIGHLIGHTS

- Had 17 points and six rebounds vs. Florida State (Feb. 6)
- Had eight points and seven rebounds at No. 2 North Carolina (Jan. 20)
- Scored 12 points vs. No. 14 Duke (Jan. 6)
- Had 12 points and six rebounds at LSU on his 22nd birthday (Dec. 29)
- Had six points and a career-high six assists vs. Coastal Carolina (Dec. 18)
- Had 17 points, including a career-high four 3-pointers, against Arkansas (Dec. 4)
- Scored eight points, including the game-winning layup with 17.9 seconds left, in victory at Rutgers (Nov. 30)
- Had 16 points (11-16 FTs), eight rebounds and four assists in season debut vs. UCLA (Nov. 25)
- Suspended for the first five games of the season for a violation of departmental rules

## 2015-16 GAME-BY-GAME

Opponent	MP	FG-A	3G-A	FT-A	O-D-T	PF	A	TO	BS	ST	TP
UMBC				DNP - Suspension							
at Bucknell				DNP - Suspension							
Richmond				DNP - Suspension							
vs. Indiana				DNP - Suspension							
vs. Vanderbilt				DNP - Suspension							
vs. UCLA*	36	2-12	1-6	11-16	1-7-8	3	4	4	1	2	16
at Rutgers	23	3-6	0-2	2-4	0-1-1	2	0	3	0	0	8
Arkansas	28	5-11	4-6	3-5	1-1-2	1	2	3	0	0	17
UNCG	23	1-5	1-4	1-2	0-3-3	3	1	2	0	1	4
Coastal Carolina	23	3-6	0-2	0-0	1-1-2	3	6	0	0	0	6
Xavier	22	2-8	1-5	2-2	1-2-3	0	1	3	1	3	7
at LSU	29	2-8	1-6	7-8	2-4-6	2	2	1	0	2	12
at Louisville	20	2-6	0-3	0-0	0-1-1	3	1	0	0	1	4
Duke	27	4-8	3-6	1-1	0-0-0	1	2	2	0	1	12
NC State	25	1-4	0-2	0-1	0-6-6	1	0	1	0	0	2
at Virginia Tech	9	0-2	0-1	0-0	1-3-4	2	0	3	0	0	0
Syracuse	18	1-6	1-6	2-4	0-0-0	1	0	1	0	3	5
at North Carolina	28	4-9	0-3	0-0	1-6-7	3	1	2	1	0	8
at Miami	17	1-2	0-1	0-0	0-2-2	1	3	2	0	0	2
Virginia	22	1-5	1-4	0-1	0-8-8	1	1	2	0	1	3
at Notre Dame	17	1-4	0-2	0-0	0-1-1	1	1	2	0	1	2
Clemson	17	2-5	1-3	3-4	0-3-3	4	1	3	0	0	8
Florida State	25	5-11	2-6	5-7	1-5-6	3	0	2	0	1	17
at Georgia Tech	20	1-8	0-3	6-6	0-1-1	0	0	1	0	0	8

\* denotes starter

## CAREER/SEASON HIGHS

### POINTS

CAREER	19, at Georgia Tech (2/7/15)
SEASON	17, 2x - last vs. Florida State (2/6/16)
ACC CAREER	19, at Georgia Tech (2/7/15)

### REBOUNDS

CAREER	9, at Florida State (1/28/15)
SEASON	8, 2x - last vs. Virginia (1/26/16)
ACC CAREER	9, at Florida State (1/28/15)

### ASSISTS

CAREER	6, vs. Coastal Carolina (12/18/15)
SEASON	6, vs. Coastal Carolina (12/18/15)
ACC CAREER	3, 3x - last at Miami (1/23/16)

### FIELD GOALS

CAREER	6, at Florida State (1/28/15)
SEASON	5, 2x - last vs. Florida State (2/6/16)
ACC CAREER	6, at Florida State (1/28/15)

### FIELD GOAL ATTEMPTS

CAREER	14, at Florida State (1/28/15)
SEASON	12, vs. UCLA (11/25/15)
ACC CAREER	14, at Florida State (1/28/15)

### THREE-POINTERS

CAREER	5, at Florida State (1/28/15)
SEASON	4, vs. Arkansas (12/4/15)
ACC CAREER	5, at Florida State (1/28/15)

### THREE-POINT ATTEMPTS

CAREER	11, at Florida State (1/28/15)
SEASON	6, 6x - last vs. Florida State (2/6/16)
ACC CAREER	11, at Florida State (1/28/15)

### FREE THROWS

CAREER	11, vs. UCLA (11/25/15)
SEASON	11, vs. UCLA (11/25/15)
ACC CAREER	8, at Georgia Tech (2/7/15)

### FREE THROW ATTEMPTS

CAREER	16, vs. UCLA (11/25/15)
SEASON	16, vs. UCLA (11/25/15)
ACC CAREER	10, at Georgia Tech (2/7/15)

### BLOCKS

CAREER	1, 10x - last at UNC (1/20/16)
SEASON	1, 3x - last at UNC (1/20/16)
ACC CAREER	1, 6x - last at UNC (1/20/16)

### STEALS

CAREER	4, vs. Delaware State (11/28/14)
SEASON	3, 2x - last vs. Syracuse (1/16/16)
ACC CAREER	3, 2x - last vs. Syracuse (1/16/16)

### MINUTES

CAREER	37, at Florida State (1/28/15)
SEASON	36, vs. UCLA (11/25/15)
ACC CAREER	37, at Florida State (1/28/15)

## CAREER STATISTICS

Year	G-GS	Min-Avg.	FG-FGA	Pct.	3FG-3FGA	Pct.	FT-FTA	Pct.	Off-Def.	Reb-Avg.	PF-DQ	Ast	TO	Blk	Stl	Pts-Avg
2014-15	31-10	680-21.9	73-204	.358	46-144	.319	41-57	.719	21-75	96-3.1	58-1	33	40	7	27	233-7.5
ACC	18-4	397-22.1	39-121	.322	27-86	.314	26-36	.722	9-38	47-2.6	36-0	19	20	5	13	131-7.3
2015-16	19-1	429-22.6	41-126	.325	16-71	.225	43-61	.705	9-55	64-3.4	35-0	26	37	3	16	141-7.4
ACC	12-0	245-20.4	23-70	.329	8-40	.200	17-24	.708	3-36	39-3.3	21-0	10	21	1	8	71-5.9
CAREER	50-11	1109-22.2	114-330	.345	62-215	.288	84-118	.712	30-130	160-3.2	93-1	59	77	10	43	374-7.5
ACC	30-4	642-21.4	62-191	.325	35-126	.278	43-60	.717	12-74	86-2.9	57-0	29	41	6	21	202-6.7



# 43 Trent VANHORN

Junior • Guard • 6-3 • 215

Fort Wayne, Ind. • Canterbury School

## 2015-16 HIGHLIGHTS

- Three times has played more minutes in a game this season than all of 2014-15 combined (26 minutes)
- Had three points vs. UCLA (Nov. 25)
- Scored a career-high 12 points, including his first career 3-pointer, in a career-high 31 minutes vs. No. 19 Vanderbilt (Nov. 24)
- Had career highs of three rebounds and three assists (zero career assists entering the game) vs. Richmond (Nov. 18)
- Scored nine points at Bucknell (Nov. 15)
- Had three points in the season opener vs. UMBC (Nov. 13)
- Had five points and four rebounds in exhibition vs. UNC Pembroke (Nov. 6)

## 2015-16 GAME-BY-GAME

Opponent	MP	FG-A	3G-A	FT-A	O-D-T	PF	A	TO	BS	ST	TP
UMBC	25	0-1	0-1	3-4	0-1-1	3	0	0	0	1	3
at Bucknell	28	2-6	0-2	5-5	0-2-2	1	0	1	0	1	9
Richmond	28	0-1	0-1	0-0	0-3-3	4	3	2	0	1	0
vs. Indiana	24	0-2	0-1	0-0	1-0-1	2	0	1	0	0	0
vs. Vanderbilt	31	5-9	1-2	1-2	1-1-2	2	1	1	0	2	12
vs. UCLA	21	1-1	0-0	1-2	1-0-1	1	0	0	0	0	3
at Rutgers	8	0-1	0-1	0-0	0-0-0	0	2	1	0	0	0
Arkansas	13	0-0	0-0	0-0	0-1-1	3	1	0	0	0	0
UNCG	8	0-1	0-1	0-0	0-0-0	0	0	2	0	0	0
Coastal Carolina	6	0-2	0-1	0-0	0-0-0	0	0	0	0	1	0
Xavier				-DNP-							
at LSU				-DNP-							
at Louisville				-DNP-							
Duke	1	0-0	0-0	0-0	0-0-0	0	0	0	0	0	0
NC State				-DNP-							
at Virginia Tech				-DNP-							
Syracuse	11	0-1	0-1	0-0	0-1-1	3	1	1	0	0	0
at North Carolina	2	0-1	0-0	0-0	0-0-0	0	0	0	0	0	0
at Miami	1	0-0	0-0	0-0	0-0-0	0	0	0	0	0	0
Virginia				-DNP-							
at Notre Dame	10	0-0	0-0	0-0	0-3-3	0	0	1	0	2	0
Clemson				-DNP-							
Florida State	2	0-0	0-0	1-2	0-0-0	0	0	0	0	0	1
at Georgia Tech				-DNP-							

## CAREER/SEASON HIGHS

### POINTS

CAREER	12, vs. Vanderbilt (11/24/15)
SEASON	12, vs. Vanderbilt (11/24/15)
ACC CAREER	3, at NC State (2/11/13)

### REBOUNDS

CAREER	3, 2x - last at Notre Dame (1/31/16)
SEASON	3, 2x - last at Notre Dame (1/31/16)
ACC CAREER	3, at Notre Dame (1/31/16)

### ASSISTS

CAREER	3, vs. Richmond (11/18/15)
SEASON	3, vs. Richmond (11/18/15)
ACC CAREER	1, vs. Syracuse (1/16/16)

### FIELD GOALS

CAREER	5, vs. Vanderbilt (11/24/15)
SEASON	5, vs. Vanderbilt (11/24/15)
ACC CAREER	1, at Miami (3/8/14)

### FIELD GOAL ATTEMPTS

CAREER	9, vs. Vanderbilt (11/24/15)
SEASON	9, vs. Vanderbilt (11/24/15)
ACC CAREER	2, vs. Virginia (2/25/15)

### THREE-POINTERS

CAREER	1, vs. Vanderbilt (11/24/15)
SEASON	1, vs. Vanderbilt (11/24/15)
ACC CAREER	--

### THREE-POINT ATTEMPTS

CAREER	2, 3x - last vs. Vanderbilt (11/24/15)
SEASON	2, 2x - last vs. Vanderbilt (11/24/15)
ACC CAREER	1, vs. Syracuse (1/16/16)

### FREE THROWS

CAREER	5, at Bucknell (11/15/15)
SEASON	5, at Bucknell (11/15/15)
ACC CAREER	3, at NC State (2/11/13)

### FREE THROW ATTEMPTS

CAREER	5, at Bucknell (11/15/15)
SEASON	5, at Bucknell (11/15/15)
ACC CAREER	4, at NC State (2/11/13)

### BLOCKS

CAREER	--
SEASON	--
ACC CAREER	--

### STEALS

CAREER	2, 2x - last at Notre Dame (1/31/16)
SEASON	2, 2x - last at Notre Dame (1/31/16)
ACC CAREER	2, at Notre Dame (1/31/16)

### MINUTES

CAREER	31, vs. Vanderbilt (11/24/15)
SEASON	31, vs. Vanderbilt (11/24/15)
ACC CAREER	11, vs. Syracuse (1/16/16)

## CAREER STATISTICS

Year	G-GS	Min-Avg.	FG-FGA	Pct.	3FG-3FGA	Pct.	FT-FTA	Pct.	Off-Def.	Reb-Avg.	PF-DQ	Ast	TO	Blk	Stl	Pts-Avg
2013-14	5-0	5-1.0	2-3	.667	0-0	.000	3-4	.750	0-1	1-0.2	0-0	0	0	0	0	7-1.4
ACC	2-0	2-1.0	1-2	.500	0-0	.000	3-4	.750	0-0	0-0.0	0-0	0	0	0	0	5-2.5
2014-15	5-0	26-5.2	1-6	.167	0-2	.000	1-2	.500	0-2	2-0.4	6-0	0	2	0	1	3-0.6
ACC	1-0	4-4.0	0-2	.000	0-0	.000	0-0	.000	0-0	0-0.0	1-0	0	0	0	0	0-0.0
2015-16	16-0	219-13.7	8-26	.308	1-11	.091	11-15	.733	3-12	15-0.9	19-0	8	10	0	8	28-1.8
ACC	6-0	27-4.5	0-2	.000	0-1	.000	1-2	.500	0-4	4-0.7	3-0	1	2	0	2	1-0.2
CAREER	26-0	250-9.6	11-35	.314	1-13	.077	15-21	.714	3-15	18-0.7	25-0	8	12	0	9	38-1.5
ACC	9-0	33-3.7	1-6	.167	0-1	.000	4-6	.667	0-4	4-0.4	4-0	1	2	0	2	6-0.7





# 44 Dinos MITOGLOU

Sophomore • Forward • 6-10 • 245

Thessaloniki, Greece • Aristoteleio College of Thessaloniki

## 2015-16 HIGHLIGHTS

- Scored 14 points at Virginia Tech (Jan. 13)
- Had 15 points and nine rebounds vs. NC State (Jan. 10)
- Had 10 points and 10 rebounds for third double-double of the season (fourth of his career, first in ACC play) at No. 18 Louisville (Jan. 3)
- Scored 13 points (3-5 3FG) at LSU (Dec. 29)
- Had 13 points vs. Coastal Carolina (Dec. 18)
- Scored 22 points (4-6 3FG, 8-8 FT) vs. UNCG (Dec. 15)
- Had 10 points, including the go-ahead 3-pointer in the final minute, vs. Arkansas (Dec. 4)
- Scored 14 points vs. UCLA (Nov. 25)
- Had 18 points (all in the first half) and eight rebounds vs. No. 13 Indiana (Nov. 23)
- Had 14 points and 11 rebounds vs. Richmond (Nov. 18)
- Had six points and seven rebounds at Bucknell (Nov. 15)
- Had 19 points along with career-highs of 16 rebounds, three assists and three blocks in season opener vs. UMBC (Nov. 13)
- Had 15 points and seven rebounds in exhibition vs. UNC Pembroke (Nov. 6)

## 2015-16 GAME-BY-GAME

Opponent	MP	FG-A	3G-A	FT-A	O-D-T	PF	A	TO	BS	ST	TP
UMBC*	31	6-16	1-7	6-7	6-10-16	3	3	5	3	0	19
at Bucknell*	20	3-6	0-2	0-0	1-6-7	4	1	0	0	0	6
Richmond*	31	3-8	3-7	5-6	3-8-11	2	1	5	1	0	14
vs. Indiana*	30	8-12	2-4	0-0	4-4-8	1	1	1	0	1	18
vs. Vanderbilt*	24	2-5	1-3	4-4	1-1-2	3	0	1	0	0	9
vs. UCLA*	24	4-9	3-7	3-4	2-3-5	3	2	2	1	1	14
at Rutgers*	23	1-7	0-5	2-2	2-3-5	2	0	1	2	0	4
Arkansas*	16	4-6	2-4	0-0	0-0-0	2	0	0	1	0	10
UNCG*	30	5-8	4-6	8-8	1-5-6	1	2	0	1	2	22
Coastal Carolina*	28	3-6	3-6	4-4	2-2-4	1	0	1	2	0	13
Xavier*	23	0-7	0-3	4-5	1-5-6	4	0	0	0	0	4
at LSU*	23	4-8	3-5	2-4	0-2-2	4	1	4	1	2	13
at Louisville*	30	4-10	2-4	0-1	2-8-10	1	1	2	1	1	10
Duke*	15	2-3	1-2	2-2	2-0-2	4	1	2	0	0	7
NC State*	30	5-9	3-7	2-4	3-6-9	3	0	2	1	0	15
at Virginia Tech*	32	5-11	3-9	1-2	1-4-5	4	0	2	0	2	14
Syracuse*	10	2-4	0-2	1-2	1-2-3	4	1	1	0	2	5
at North Carolina*	16	1-4	0-3	2-4	2-4-6	4	1	2	0	0	4
at Miami*	24	3-6	1-4	0-0	2-2-4	5	1	1	0	1	7
Virginia*	24	3-7	1-3	4-6	1-4-5	2	0	2	1	1	11
at Notre Dame*	20	3-5	0-2	0-0	0-2-2	2	0	1	0	0	6
Clemson*	18	2-5	1-4	0-0	1-2-3	4	1	1	1	0	5
Florida State*	22	3-5	2-4	0-0	1-2-3	2	0	0	1	0	8
at Georgia Tech*	30	3-7	1-5	0-0	1-3-4	2	1	0	2	0	7

\* denotes starter

## CAREER/SEASON HIGHS

### POINTS

CAREER	26, at Syracuse (1/13/15)
SEASON	22, vs. UNCG (12/15/15)
ACC CAREER	26, at Syracuse (1/13/15)

### REBOUNDS

CAREER	16, vs. UMBC (11/13/15)
SEASON	16, vs. UMBC (11/13/15)
ACC CAREER	10, at Louisville (1/3/15)

### ASSISTS

CAREER	3, vs. UMBC (11/13/15)
SEASON	3, vs. UMBC (11/13/15)
ACC CAREER	2, at Virginia (2/14/15)

### FIELD GOALS

CAREER	10, at Syracuse (1/13/15)
SEASON	8, vs. Indiana (11/23/15)
ACC CAREER	10, at Syracuse (1/13/15)

### FIELD GOAL ATTEMPTS

CAREER	16, vs. UMBC (11/13/15))
SEASON	16, vs. UMBC (11/13/15)
ACC CAREER	14, at Virginia (2/14/15)

### THREE-POINTERS

CAREER	6, 2x - last at Virginia (2/14/15)
SEASON	4, vs. UNCG (12/15/15)
ACC CAREER	6, 2x - last at Virginia (2/14/15)

### THREE-POINT ATTEMPTS

CAREER	12, at Virginia (2/14/15)
SEASON	9, at Virginia Tech (1/13/16)
ACC CAREER	12, at Virginia (2/14/15)

### FREE THROWS

CAREER	9, vs. UNC Asheville (11/14/14)
SEASON	8, vs. UNCG (12/15/15)
ACC CAREER	4, vs. Virginia (1/26/16)

### FREE THROW ATTEMPTS

CAREER	12, vs. Delaware State (11/28/14)
SEASON	8, vs. UNCG (12/15/15)
ACC CAREER	6, vs. Virginia (1/26/16)

### BLOCKS

CAREER	3, 2x - last vs. UMBC (11/13/15)
SEASON	3, vs. UMBC (11/13/15)
ACC CAREER	2, 3x - last at Georgia Tech (2/10/16)

### STEALS

CAREER	2, 6x - last vs. Syracuse (1/16/16)
SEASON	2, 4x - last vs. Syracuse (1/16/16)
ACC CAREER	2, 3x - last vs. Syracuse (1/16/16)

### MINUTES

CAREER	36, at Syracuse (1/13/15)
SEASON	32, at Virginia Tech (1/13/16)
ACC CAREER	36, at Syracuse (1/13/15)

## CAREER STATISTICS

Year	G-GS	Min-Avg.	FG-FGA	Pct.	3FG-3FGA	Pct.	FT-FTA	Pct.	Off-Def.	Reb-Avg.	PF-DQ	Ast	TO	Blk	Stl	Pts-Avg
2014-15	32-13	713-22.3	103-233	.442	52-135	.385	51-71	.718	52-94	146-4.6	65-1	13	35	19	16	309-9.7
ACC	18-9	434-24.1	64-146	.438	37-93	.398	22-30	.733	23-52	75-4.2	37-0	4	26	5	7	187-10.4
2015-16	24-24	574-23.9	79-174	.454	37-108	.343	50-65	.769	40-88	128-5.3	67-1	18	36	19	13	245-10.2
ACC	12-12	271-22.6	36-76	.474	15-49	.306	12-21	.571	17-39	56-4.7	37-1	7	16	7	7	99-8.3
CAREER	56-37	1287-23.0	182-407	.447	89-243	.366	101-136	.743	92-182	274-4.9	132-2	31	71	38	29	554-9.9
ACC	30-21	705-23.5	100-222	.450	52-142	.366	34-51	.667	40-91	131-4.4	74-1	11	42	12	14	286-9.5

2015-16 Wake Forest Basketball  
Wake Forest Team Game-by-Game Comparison (as of Feb 10, 2016)  
All games

Opponent	1st	2nd	Score	Mar	Total FG	FG Pct	3-Pointers	3FG Pct	Free Throws	FT Pct	Rebounds	Assist	T/OVer	Block	Steal	Fouls
UMBC	41/40	37/33	78-73	+5	26-69/26-65	.377/.400	3-20/9-25	.150/.360	23-30/12-25	.767/.480	59/36 +23	12/12	16/9	11/4	2/10	21/27
Bucknell	37/48	53/34	90-82	+8	29-63/24-62	.460/.387	4-12/11-29	.333/.379	28-38/23-29	.737/.793	45/32 +13	12/18	9/8	6/4	3/6	24/28
RICHMOND	39/41	43/50	82-91	(9)	28-49/32-62	.571/.516	7-15/11-23	.467/.478	19-33/16-22	.576/.727	39/23 +16	16/18	20/6	3/3	1/11	21/27
Indiana	50/45	32/33	82-78	+4	35-69/26-60	.507/.433	6-14/10-29	.429/.345	6-12/16-22	.500/.727	43/30 +13	6/17	17/14	1/6	6/9	18/15
Vanderbilt	28/43	36/43	64-86	(22)	19-58/31-63	.328/.492	3-18/7-17	.167/.412	23-32/17-22	.719/.773	37/43 (6)	7/14	12/8	2/4	7/6	22/25
UCLA	42/35	38/42	80-77	+3	21-52/33-71	.404/.465	8-21/3-11	.381/.273	30-42/8-14	.714/.571	37/45 (8)	13/11	10/11	4/4	8/4	22/28
Rutgers	29/24	40/44	69-68	+1	23-58/27-74	.397/.365	5-18/3-15	.278/.200	18-25/11-18	.720/.611	45/46 (1)	11/6	18/10	10/6	3/7	19/22
ARKANSAS	48/39	40/46	88-85	+3	31-60/32-69	.517/.464	9-22/5-17	.409/.294	17-23/16-19	.739/.842	36/33 +3	18/15	15/8	6/4	1/8	20/24
UNCG	38/36	43/35	81-71	+10	23-47/27-63	.489/.429	8-20/7-23	.400/.304	27-39/10-12	.692/.833	35/32 +3	15/13	16/17	8/0	7/11	17/26
COASTAL CAROLINA	36/27	47/50	83-77	+6	31-56/27-55	.554/.491	9-24/8-20	.375/.400	12-22/15-22	.545/.682	34/25 +9	23/14	11/13	5/1	8/5	19/21
XAVIER	43/28	27/50	70-78	(8)	20-58/26-61	.345/.426	7-26/6-21	.269/.286	23-27/20-28	.852/.714	35/42 (7)	13/9	17/17	5/0	9/9	26/22
LSU	34/29	43/42	77-71	+6	24-59/24-51	.407/.471	8-24/2-14	.333/.143	21-29/21-29	.724/.724	40/33 +7	12/9	18/17	5/2	9/7	23/24
Louisville	28/35	29/30	57-65	(8)	24-61/25-55	.393/.455	6-18/5-12	.333/.417	3-12/10-14	.250/.714	34/39 (5)	18/7	9/12	3/6	5/5	18/15
DUKE	47/50	28/41	75-91	(16)	29-65/30-58	.446/.517	5-18/6-17	.278/.353	12-20/25-27	.600/.926	39/30 +9	15/13	12/6	3/8	5/7	19/20
NC STATE	27/25	50/49	77-74	+3	25-58/30-71	.431/.423	8-20/8-25	.400/.320	19-28/6-10	.679/.600	40/40 -	15/18	10/10	3/3	6/4	17/23
Virginia Tech	38/45	53/48	91-93	(2)	33-56/28-56	.589/.500	13-24/8-18	.542/.444	12-18/29-35	.667/.829	31/22 +9	17/14	16/6	4/1	4/8	25/18
SYRACUSE	27/47	28/36	55-83	(28)	14-43/28-63	.326/.444	2-20/10-25	.100/.400	25-42/17-25	.595/.680	35/43 (8)	9/13	18/12	3/3	9/12	19/27
North Carolina	30/46	38/37	68-83	(15)	27-67/28-73	.403/.384	2-18/3-18	.111/.167	12-20/24-34	.600/.706	47/48 (1)	14/14	19/10	5/7	7/15	25/17
Miami	33/35	30/42	63-77	(14)	23-59/23-64	.390/.359	6-18/7-20	.333/.350	11-18/24-28	.611/.857	37/47 (10)	13/12	16/10	4/4	6/12	22/16
VIRGINIA	26/24	45/48	71-72	(1)	23-43/27-56	.535/.482	6-17/5-17	.353/.294	19-29/13-17	.655/.765	30/27 +3	12/13	11/9	3/3	6/7	15/23
Notre Dame	29/46	33/39	62-85	(23)	23-52/31-60	.442/.517	4-16/9-26	.250/.346	12-19/14-18	.632/.778	28/36 (8)	13/15	18/14	2/4	8/13	15/16
CLEMSON	28/20	34/56	62-76	(14)	22-53/23-52	.415/.442	5-18/4-17	.278/.235	13-23/26-30	.565/.867	33/37 (4)	12/8	15/12	2/7	4/8	25/17
FLORIDA STATE	33/37	38/54	71-91	(20)	23-51/34-68	.451/.500	7-20/10-24	.350/.417	18-25/13-19	.720/.684	30/37 (7)	15/14	13/6	3/2	3/6	18/21
Georgia Tech	39/35	27/36	66-71	(5)	25-56/28-62	.446/.452	3-17/2-10	.176/.200	13-17/13-20	.765/.650	34/38 (4)	15/14	16/12	3/5	7/7	19/15

Note: Game totals are displayed in the format TEAM/OPPONENT for each category

**2015-16 Wake Forest Basketball**  
**Wake Forest Points-Rebounds-Assists (as of Feb 10, 2016)**  
**All games**

Opponent	Date	Score		00	02	04	10	11	13	20
				MILLER,MCI	THOMAS,DEV	MOORE,DORA	WILBEKIN,M	MCCLINTON,	CRAWFORD,B	COLLINS,JO
UMBC	11/13/15	78-73	w	DNP	21-17-4	2-3-0	8-1-1	6-5-1	9-5-2	10-7-1
at Bucknell	11/15/15	90-82	w	DNP	18-12-2	6-1-0	17-4-2	5-7-0	21-4-7	8-4-0
RICHMOND	11/18/15	82-91	L	DNP	12-10-2	2-0-0	8-1-3	12-3-1	21-5-6	13-4-0
vs Indiana	11/23/15	82-78	w	DNP	21-8-3	0-0-0	13-3-0	7-7-1	13-1-1	10-9-0
vs Vanderbilt	11/24/15	64-86	L	DNP	13-6-0	0-4-0	0-3-1	1-5-0	15-1-5	14-8-0
vs UCLA	11/25/15	80-77	w	DNP	21-9-1	4-2-0	15-2-4	1-2-1	DNP	2-6-0
at Rutgers	11/30/15	69-68	w	DNP	23-17-3	0-4-0	12-4-1	0-1-0	7-4-4	11-3-0
ARKANSAS	12/04/15	88-85	w	DNP	20-12-2	6-4-0	13-0-3	6-2-0	4-4-9	10-6-0
UNCG	12/15/15	81-71	w	3-2-2	18-10-5	2-1-0	8-2-2	11-2-0	9-3-3	4-3-0
COASTAL CAROLINA	12/18/15	83-77	w	10-0-5	6-6-2	2-4-0	2-3-1	13-3-0	19-2-9	12-5-0
XAVIER	12/22/15	70-78	L	4-6-6	10-8-0	4-2-0	8-1-1	6-4-1	16-1-4	11-4-0
at LSU	12/29/15	77-71	w	2-12-2	16-7-1	2-1-0	4-3-2	0-0-1	19-1-3	4-3-0
at Louisville	01/03/16	57-65	L	2-2-2	14-10-2	2-1-0	3-1-0	0-1-0	14-4-7	5-1-0
DUKE	01/06/16	75-91	L	20-7-3	21-12-3	DNP	0-0-1	0-0-0	1-2-2	11-7-0
NC STATE	01/10/16	77-74	w	11-3-3	20-11-3	2-1-1	6-2-0	0-2-0	17-2-6	4-0-1
at Virginia Tech	01/13/16	91-93	L	22-4-5	16-11-4	0-0-0	13-1-4	0-1-0	13-4-3	2-0-0
SYRACUSE	01/16/16	55-83	L	6-3-1	9-13-2	10-2-0	7-4-1	6-1-0	1-1-1	0-0-0
at North Carolina	01/20/16	68-83	L	6-5-4	17-9-2	4-3-0	0-1-0	0-1-0	18-4-5	9-7-0
at Miami	01/23/16	63-77	L	0-4-1	12-9-1	4-3-0	10-2-1	DNP	12-5-6	10-4-0
VIRGINIA	01/26/16	71-72	L	5-4-8	19-6-1	2-0-0	7-0-1	0-1-0	22-1-1	2-2-0
at Notre Dame	01/31/16	62-85	L	2-2-2	19-8-5	4-2-0	0-2-1	2-1-0	20-1-3	4-2-0
CLEMSON	02/02/16	62-76	L	8-3-6	12-7-1	4-2-0	7-2-0	2-2-0	13-3-2	2-4-1
FLORIDA STATE	02/06/16	71-91	L	12-4-7	11-10-2	2-1-0	0-2-2	0-1-0	13-1-3	4-1-0
at Georgia Tech	2/10/16	66-71	L	0-2-3	20-8-2	0-2-0	7-0-2	6-4-0	10-3-6	8-7-0

Opponent	Date	Score		23	25	35	40	42	43	44
				WATSON,RON	HUDSON,COR	PRENDERGAS	BILAS,ANTH	MCGREGOR,G	VANHORN,TR	MITOGLLOU,D
UMBC	11/13/15	78-73	w	DNP	DNP	0-0-0	DNP	DNP	3-1-0	19-16-3
at Bucknell	11/15/15	90-82	w	DNP	DNP	0-0-0	DNP	DNP	9-2-0	6-7-1
RICHMOND	11/18/15	82-91	L	DNP	DNP	DNP	DNP	DNP	0-3-3	14-11-1
vs Indiana	11/23/15	82-78	w	DNP	DNP	DNP	DNP	DNP	0-1-0	18-8-1
vs Vanderbilt	11/24/15	64-86	L	DNP	DNP	0-0-0	DNP	0-0-0	12-2-1	9-2-0
vs UCLA	11/25/15	80-77	w	4-2-1	16-8-4	DNP	DNP	DNP	3-1-0	14-5-2
at Rutgers	11/30/15	69-68	w	4-5-1	8-1-0	DNP	DNP	DNP	0-0-2	4-5-0
ARKANSAS	12/04/15	88-85	w	2-1-1	17-2-2	DNP	DNP	DNP	0-1-1	10-0-0
UNCG	12/15/15	81-71	w	DNP	4-3-1	DNP	DNP	DNP	0-0-0	22-6-2
COASTAL CAROLINA	12/18/15	83-77	w	0-0-0	6-2-6	DNP	DNP	DNP	0-0-0	13-4-0
XAVIER	12/22/15	70-78	L	DNP	7-3-1	DNP	DNP	DNP	DNP	4-6-0
at LSU	12/29/15	77-71	w	5-2-0	12-6-2	DNP	DNP	DNP	DNP	13-2-1
at Louisville	01/03/16	57-65	L	3-0-5	4-1-1	DNP	DNP	DNP	DNP	10-10-1
DUKE	01/06/16	75-91	L	3-3-3	12-0-2	DNP	DNP	DNP	0-0-0	7-2-1
NC STATE	01/10/16	77-74	w	0-1-1	2-6-0	DNP	DNP	DNP	DNP	15-9-0
at Virginia Tech	01/13/16	91-93	L	11-1-1	0-4-0	DNP	DNP	DNP	DNP	14-5-0
SYRACUSE	01/16/16	55-83	L	3-2-1	5-0-0	1-0-0	0-0-0	0-0-1	0-1-1	5-3-1
at North Carolina	01/20/16	68-83	L	2-1-1	8-7-1	0-0-0	DNP	DNP	0-0-0	4-6-1
at Miami	01/23/16	63-77	L	6-3-0	2-2-3	DNP	DNP	DNP	0-0-0	7-4-1
VIRGINIA	01/26/16	71-72	L	0-0-0	3-8-1	DNP	DNP	DNP	DNP	11-5-0
at Notre Dame	01/31/16	62-85	L	2-3-1	2-1-1	0-0-0	DNP	1-0-0	0-3-0	6-2-0
CLEMSON	02/02/16	62-76	L	1-2-0	8-3-1	DNP	DNP	DNP	DNP	5-3-1
FLORIDA STATE	02/06/16	71-91	L	2-0-1	17-6-0	DNP	DNP	DNP	1-0-0	8-3-0
at Georgia Tech	2/10/16	66-71	L	0-1-1	8-1-0	DNP	DNP	DNP	DNP	7-4-1

**2015-16 Wake Forest Basketball**  
**Wake Forest Points-Rebounds-Assists (as of Feb 10, 2016)**  
**All games**

Opponent	Date	Score		45	51	52
				RIKE,TROY	O'BRIEN,GR	ANDERSON,B
UMBC	11/13/15	78-73	w	DNP	0-1-0	DNP
at Bucknell	11/15/15	90-82	w	DNP	0-1-0	DNP
RICHMOND	11/18/15	82-91	L	DNP	0-0-0	DNP
vs Indiana	11/23/15	82-78	w	DNP	DNP	DNP
vs Vanderbilt	11/24/15	64-86	L	0-1-0	0-0-0	DNP
vs UCLA	11/25/15	80-77	w	DNP	DNP	DNP
at Rutgers	11/30/15	69-68	w	DNP	DNP	DNP
ARKANSAS	12/04/15	88-85	w	DNP	DNP	DNP
UNCG	12/15/15	81-71	w	DNP	DNP	DNP
COASTAL CAROLINA	12/18/15	83-77	w	DNP	DNP	DNP
XAVIER	12/22/15	70-78	L	DNP	DNP	DNP
at LSU	12/29/15	77-71	w	DNP	DNP	DNP
at Louisville	01/03/16	57-65	L	DNP	DNP	DNP
DUKE	01/06/16	75-91	L	DNP	DNP	DNP
NC STATE	01/10/16	77-74	w	DNP	DNP	DNP
at Virginia Tech	01/13/16	91-93	L	DNP	DNP	DNP
SYRACUSE	01/16/16	55-83	L	2-3-0	0-1-0	0-0-0
at North Carolina	01/20/16	68-83	L	0-2-0	0-0-0	DNP
at Miami	01/23/16	63-77	L	DNP	DNP	DNP
VIRGINIA	01/26/16	71-72	L	DNP	DNP	DNP
at Notre Dame	01/31/16	62-85	L	0-0-0	0-0-0	DNP
CLEMSON	02/02/16	62-76	L	DNP	DNP	DNP
FLORIDA STATE	02/06/16	71-91	L	DNP	1-0-0	DNP
at Georgia Tech	2/10/16	66-71	L	DNP	DNP	DNP



**2015-16 Wake Forest Basketball**  
**Wake Forest Team Game-by-Game (as of Feb 10, 2016)**  
**All games**

**TEAM STATISTICS**

Opponent	Date	Score		Total		3-Pointers		Free throws		Rebounds											
				fg-fga	pct	3fg-fga	pct	ft-fga	pct	off	def	tot	avg	pf	a	t/o	blk	stl	pts	avg	
UMBC	11/13/15	78-73	W	26-69	.377	3-20	.150	23-30	.767	24	35	59	59.0	21	12	16	11	2	78	78.0	
at Bucknell	11/15/15	90-82	W	29-63	.460	4-12	.333	28-38	.737	14	31	45	52.0	24	12	9	6	3	90	84.0	
RICHMOND	11/18/15	82-91	L	28-49	.571	7-15	.467	19-33	.576	12	27	39	47.7	21	16	20	3	1	82	83.3	
vs Indiana	11/23/15	82-78	W	35-69	.507	6-14	.429	6-12	.500	18	25	43	46.5	18	6	17	1	6	82	83.0	
vs Vanderbilt	11/24/15	64-86	L	19-58	.328	3-18	.167	23-32	.719	16	21	37	44.6	22	7	12	2	7	64	79.2	
vs UCLA	11/25/15	80-77	W	21-52	.404	8-21	.381	30-42	.714	9	28	37	43.3	22	13	10	4	8	80	79.3	
at Rutgers	11/30/15	69-68	W	23-58	.397	5-18	.278	18-25	.720	10	35	45	43.6	19	11	18	10	3	69	77.9	
ARKANSAS	12/04/15	88-85	W	31-60	.517	9-22	.409	17-23	.739	13	23	36	42.6	20	18	15	6	1	88	79.1	
UNCG	12/15/15	81-71	W	23-47	.489	8-20	.400	27-39	.692	7	28	35	41.8	17	15	16	8	7	81	79.3	
COASTAL CAROLINA	12/18/15	83-77	W	31-56	.554	9-24	.375	12-22	.545	12	22	34	41.0	19	23	11	5	8	83	79.7	
XAVIER	12/22/15	70-78	L	20-58	.345	7-26	.269	23-27	.852	11	24	35	40.5	26	13	17	5	9	70	78.8	
at LSU	12/29/15	77-71	W	24-59	.407	8-24	.333	21-29	.724	14	26	40	40.4	23	12	18	5	9	77	78.7	
at Louisville	01/03/16	57-65	L	24-61	.393	6-18	.333	3-12	.250	11	23	34	39.9	18	18	9	3	5	57	77.0	
DUKE	01/06/16	75-91	L	29-65	.446	5-18	.278	12-20	.600	19	20	39	39.9	19	15	12	3	5	75	76.9	
NC STATE	01/10/16	77-74	W	25-58	.431	8-20	.400	19-28	.679	12	28	40	39.9	17	15	10	3	6	77	76.9	
at Virginia Tech	01/13/16	91-93	L	33-56	.589	13-24	.542	12-18	.667	8	23	31	39.3	25	17	16	4	4	91	77.8	
SYRACUSE	01/16/16	55-83	L	14-43	.326	2-20	.100	25-42	.595	9	26	35	39.1	19	9	18	3	9	55	76.4	
at North Carolina	01/20/16	68-83	L	27-67	.403	2-18	.111	12-20	.600	16	31	47	39.5	25	14	19	5	7	68	75.9	
at Miami	01/23/16	63-77	L	23-59	.390	6-18	.333	11-18	.611	14	23	37	39.4	22	13	16	4	6	63	75.3	
VIRGINIA	01/26/16	71-72	L	23-43	.535	6-17	.353	19-29	.655	5	25	30	38.9	15	12	11	3	6	71	75.1	
at Notre Dame	01/31/16	62-85	L	23-52	.442	4-16	.250	12-19	.632	8	20	28	38.4	15	13	18	2	8	62	74.4	
CLEMSON	02/02/16	62-76	L	22-53	.415	5-18	.278	13-23	.565	10	23	33	38.1	25	12	15	2	4	62	73.9	
FLORIDA STATE	02/06/16	71-91	L	23-51	.451	7-20	.350	18-25	.720	6	24	30	37.8	18	15	13	3	3	71	73.7	
at Georgia Tech	2/10/16	66-71	L	25-56	.446	3-17	.176	13-17	.765	9	25	34	37.6	19	15	16	3	7	66	73.4	
Wake Forest		1762		601-1362	.441	144-458	.314	416-623	.668	287	616	903	37.6	489	326	352	104	134	1762	73.4	
Opponents		1898		670-1494	.448	159-473	.336	399-539	.740	278	586	864	36.0	517	311	257	91	197	1898	79.1	

Games played: 24  
Points/game: 73.4  
FG Pct: 44.1  
3FG Pct: 31.4  
FT Pct: 66.8

Rebounds/game: 37.6  
Assists/game: 13.6  
Turnovers/game: 14.7  
Assist/turnover ratio: 0.9  
Steals/game: 5.6  
Blocks/game: 4.3

**2015-16 Wake Forest Basketball**  
**Wake Forest Game-by-Game Highs (as of Feb 10, 2016)**  
**All games**

Opponent	Date	Score	Points	Rebounds	Assists	Steals	Blocked shots
UMBC	11/13/15	78-73	21-Devin Thomas	17-Devin Thomas	4-Devin Thomas	1-Trent VanHorn Greg McClinton	3-John Collins Dinos Mitoglou
at Bucknell	11/15/15	90-82	21-Bryant Crawford	12-Devin Thomas	7-Bryant Crawford	1-Mitchell Wilbekin Trent VanHorn Devin Thomas	3-Devin Thomas
RICHMOND	11/18/15	82-91	21-Bryant Crawford	11-Dinos Mitoglou	6-Bryant Crawford	1-Trent VanHorn	1-John Collins Devin Thomas Dinos Mitoglou
vs Indiana	11/23/15	82-78	21-Devin Thomas	9-John Collins	3-Devin Thomas	4-Bryant Crawford	1-Bryant Crawford
vs Vanderbilt	11/24/15	64-86	15-Bryant Crawford	8-John Collins	5-Bryant Crawford	3-Bryant Crawford	1-Greg McClinton John Collins
vs UCLA	11/25/15	80-77	21-Devin Thomas	9-Devin Thomas	4-Mitchell Wilbekin Cornelius Hudson	3-Rondale Watson	1-Cornelius Hudson Devin Thomas John Collins Dinos Mitoglou
at Rutgers	11/30/15	69-68	23-Devin Thomas	17-Devin Thomas	4-Bryant Crawford	1-Doral Moore Greg McClinton Bryant Crawford	3-Devin Thomas
ARKANSAS	12/04/15	88-85	20-Devin Thomas	12-Devin Thomas	9-Bryant Crawford	1-Bryant Crawford	3-Devin Thomas
UNCG	12/15/15	81-71	22-Dinos Mitoglou	10-Devin Thomas	5-Devin Thomas	2-Devin Thomas Dinos Mitoglou	5-Devin Thomas
COASTAL CAROLINA	12/18/15	83-77	19-Bryant Crawford	6-Devin Thomas	9-Bryant Crawford	3-Bryant Crawford	2-Dinos Mitoglou Devin Thomas
XAVIER	12/22/15	70-78	16-Bryant Crawford	8-Devin Thomas	6-Codi Miller-McIntyre	3-Cornelius Hudson	2-Doral Moore Devin Thomas
at LSU	12/29/15	77-71	19-Bryant Crawford	12-Codi Miller-McIntyr	3-Bryant Crawford	3-Codi Miller-McIntyre	1-Dinos Mitoglou Doral Moore John Collins Devin Thomas Rondale Watson
at Louisville	01/03/16	57-65	14-Bryant Crawford Devin Thomas	10-Devin Thomas Dinos Mitoglou	7-Bryant Crawford	2-Bryant Crawford	2-Devin Thomas
DUKE	01/06/16	75-91	21-Devin Thomas	12-Devin Thomas	3-Devin Thomas Codi Miller-McIntyre Rondale Watson	2-Mitchell Wilbekin	2-John Collins
NC STATE	01/10/16	77-74	20-Devin Thomas	11-Devin Thomas	6-Bryant Crawford	3-Devin Thomas	1-Dinos Mitoglou Devin Thomas John Collins
at Virginia Tech	01/13/16	91-93	22-Codi Miller-McIntyr	11-Devin Thomas	5-Codi Miller-McIntyre	2-Dinos Mitoglou	4-Devin Thomas
SYRACUSE	01/16/16	55-83	10-Doral Moore	13-Devin Thomas	2-Devin Thomas	3-Cornelius Hudson	2-Devin Thomas
at North Carolina	01/20/16	68-83	18-Bryant Crawford	9-Devin Thomas	5-Bryant Crawford	1-Stephen Prenderga Devin Thomas Bryant Crawford Codi Miller-McIntyre Doral Moore John Collins Rondale Watson	2-John Collins Devin Thomas
at Miami	01/23/16	63-77	12-Devin Thomas Bryant Crawford	9-Devin Thomas	6-Bryant Crawford	2-Bryant Crawford	2-Devin Thomas Doral Moore
VIRGINIA	01/26/16	71-72	22-Bryant Crawford	8-Cornelius Hudson	8-Codi Miller-McIntyre	3-Bryant Crawford	1-Dinos Mitoglou John Collins Devin Thomas
at Notre Dame	01/31/16	62-85	20-Bryant Crawford	8-Devin Thomas	5-Devin Thomas	2-Trent VanHorn	2-Doral Moore

**2015-16 Wake Forest Basketball**  
**Wake Forest Game-by-Game Highs (as of Feb 10, 2016)**  
**All games**

<b>Opponent</b>	<b>Date</b>	<b>Score</b>	<b>Points</b>	<b>Rebounds</b>	<b>Assists</b>	<b>Steals</b>	<b>Blocked shots</b>
CLEMSON	02/02/16	62-76	13-Bryant Crawford	7-Devin Thomas	6-Codi Miller-McIntyre	Codi Miller-McIntyre 2-Mitchell Wilbekin	1-Doral Moore Dinos Mitoglou
FLORIDA STATE	02/06/16	71-91	17-Cornelius Hudson	10-Devin Thomas	7-Codi Miller-McIntyre	1-Codi Miller-McIntyre Bryant Crawford Cornelius Hudson	1-Devin Thomas Bryant Crawford Dinos Mitoglou
at Georgia Tech	2/10/16	66-71	20-Devin Thomas	8-Devin Thomas	6-Bryant Crawford	3-Bryant Crawford	2-Dinos Mitoglou

**2015-16 Wake Forest Basketball**  
**Wake Forest Combined Team Statistics (as of Feb 10, 2016)**  
**Conference games**

Overall record: 1-11 Conf: 1-11 Home: 1-5 Away: 0-6 Neutral: 0-0

##	Player	gp-gs	min	avg	Total		3-Point		F-Throw		Rebounds				pf	dq	a	to	blk	stl	pts	avg
					fg-fga	fg%	3fg-fga	3fg%	ft-fa	ft%	off	def	tot	avg								
02	Devin Thomas	12-12	391	32.6	69-127	.543	0-0	.000	52-85	.612	38	76	114	9.5	38	1	28	36	16	7	190	15.8
13	Bryant Crawford	12-12	370	30.8	52-132	.394	23-58	.397	27-46	.587	8	23	31	2.6	33	0	45	39	1	16	154	12.8
44	Dinos Mitoglou	12-12	271	22.6	36-76	.474	15-49	.306	12-21	.571	17	39	56	4.7	37	1	7	16	7	7	99	8.3
00	Codi Miller-McIntyre	12-12	355	29.6	36-95	.379	4-17	.235	18-33	.545	15	28	43	3.6	29	0	45	24	0	7	94	7.8
25	Cornelius Hudson	12-0	245	20.4	23-70	.329	8-40	.200	17-24	.708	3	36	39	3.3	21	0	10	21	1	8	71	5.9
20	John Collins	12-0	151	12.6	21-42	.500	0-0	.000	19-26	.731	14	21	35	2.9	22	0	2	9	6	3	61	5.1
10	Mitchell Wilbekin	12-12	273	22.8	21-63	.333	12-43	.279	6-6	1.000	3	14	17	1.4	23	0	13	5	0	8	60	5.0
04	Doral Moore	11-0	60	5.5	15-19	.789	0-0	.000	4-6	.667	10	7	17	1.5	11	0	1	4	6	2	34	3.1
23	Rondale Watson	12-0	166	13.8	11-25	.440	5-15	.333	6-12	.500	2	15	17	1.4	11	0	15	10	0	6	33	2.8
11	Greg McClinton	11-0	70	6.4	6-8	.750	0-0	.000	4-5	.800	1	14	15	1.4	8	0	0	3	1	2	16	1.5
45	Troy Rike	3-0	4	1.3	1-1	1.000	0-0	.000	0-0	.000	0	5	5	1.7	0	0	0	0	0	0	2	0.7
42	Gilbert McGregor	2-0	2	1.0	0-0	.000	0-0	.000	1-2	.500	0	0	0	0.0	0	0	1	0	0	1	1	0.5
35	Stephen Prendergast	3-0	5	1.7	0-2	.000	0-0	.000	1-2	.500	0	0	0	0.0	0	0	0	2	0	1	1	0.3
51	Grant O'Brien	4-0	8	2.0	0-2	.000	0-1	.000	1-1	1.000	0	1	1	0.3	0	0	0	0	0	0	1	0.3
43	Trent VanHorn	6-0	27	4.5	0-2	.000	0-1	.000	1-2	.500	0	4	4	0.7	3	0	1	2	0	2	1	0.2
52	Britton Anderson	1-0	1	1.0	0-0	.000	0-0	.000	0-0	.000	0	0	0	0.0	0	0	0	0	0	0	0	0.0
40	Anthony Bilas	1-0	1	1.0	0-0	.000	0-0	.000	0-0	.000	0	0	0	0.0	0	0	0	0	0	0	0	0.0
Team											16	8	24		1		2					
Total.....		12	2400		291-664	.438	67-224	.299	169-271	.624	127	291	418	34.8	237	2	168	173	38	70	818	68.2
Opponents.....		12	2400		335-738	.454	77-229	.336	214-277	.773	144	300	444	37.0	228	3	155	119	53	104	961	80.1

TEAM STATISTICS	WF	OPP	Date	Opponent	Score	Att.
SCORING	818	961	* 01/03/16	at Louisville	L 57-65	21302
Points per game	68.2	80.1	* 01/06/16	DUKE	L 75-91	13466
Scoring margin	-11.9	-	* 01/10/16	NC STATE	W 77-74	11865
FIELD GOALS-ATT	291-664	335-738	* 01/13/16	at Virginia Tech	L 91-93	4985
Field goal pct	.438	.454	* 01/16/16	SYRACUSE	L 55-83	11592
3 POINT FG-ATT	67-224	77-229	* 01/20/16	at North Carolina	L 68-83	19053
3-point FG pct	.299	.336	* 01/23/16	at Miami	L 63-77	6928
3-pt FG made per game	5.6	6.4	* 01/26/16	VIRGINIA	L 71-72	9221
FREE THROWS-ATT	169-271	214-277	* 01/31/16	at Notre Dame	L 62-85	9149
Free throw pct	.624	.773	* 02/02/16	CLEMSON	L 62-76	8716
F-Throws made per game	14.1	17.8	* 02/06/16	FLORIDA STATE	L 71-91	9796
REBOUNDS	418	444	* 2/10/16	at Georgia Tech	L 66-71	5089
Rebounds per game	34.8	37.0				
Rebounding margin	-2.2	-				
ASSISTS	168	155				
Assists per game	14.0	12.9				
TURNOVERS	173	119				
Turnovers per game	14.4	9.9				
Turnover margin	-4.5	-				
Assist/turnover ratio	1.0	1.3				
STEALS	70	104				
Steals per game	5.8	8.7				
BLOCKS	38	53				
Blocks per game	3.2	4.4				
ATTENDANCE	64656	66506				
Home games-Avg/Game	6-10776	6-11084				
Neutral site-Avg/Game	-	0-0				

\* = Conference game

% = Maui Jim Maui Invitational (Lahaina, Hawaii)

Score by Periods	1st	2nd	Totals
Wake Forest	385	433	818
Opponents	445	516	961



**2015-16 Wake Forest Basketball**  
**Wake Forest Combined Team Statistics (as of Feb 10, 2016)**  
**All games**

Overall record: 10-14 Conf: 1-11 Home: 5-7 Away: 3-6 Neutral: 2-1

##	Player	gp-gs	min	avg	Total		3-Point		F-Throw		Rebounds				pf	dq	a	to	blk	stl	pts	avg
					fg-fga	fg%	3fg-fga	3fg%	ft-fa	ft%	off	def	tot	avg								
02	Devin Thomas	24-24	723	30.1	138-248	.556	0-0	.000	113-189	.598	72	164	236	9.8	72	3	53	66	39	14	389	16.2
13	Bryant Crawford	23-23	703	30.6	98-250	.392	45-110	.409	66-96	.688	12	50	62	2.7	69	1	98	84	4	31	307	13.3
44	Dinos Mitoglou	24-24	574	23.9	79-174	.454	37-108	.343	50-65	.769	40	88	128	5.3	67	1	18	36	19	13	245	10.2
25	Cornelius Hudson	19-1	429	22.6	41-126	.325	16-71	.225	43-61	.705	9	55	64	3.4	35	0	26	37	3	16	141	7.4
20	John Collins	24-0	331	13.8	61-106	.575	0-0	.000	48-65	.738	41	56	97	4.0	55	0	3	22	18	5	170	7.1
00	Codi Miller-McIntyre	16-13	459	28.7	43-118	.364	5-23	.217	22-39	.564	21	42	63	3.9	43	0	60	36	1	13	113	7.1
10	Mitchell Wilbekin	24-24	666	27.8	54-161	.335	35-109	.321	25-31	.806	8	36	44	1.8	50	0	34	14	1	13	168	7.0
11	Greg McClinton	23-11	266	11.6	35-59	.593	0-1	.000	14-25	.560	23	33	56	2.4	32	1	6	15	3	5	84	3.7
23	Rondale Watson	17-0	240	14.1	15-40	.375	5-20	.250	13-21	.619	4	23	27	1.6	14	0	18	12	2	10	48	2.8
04	Doral Moore	23-0	136	5.9	28-44	.636	0-0	.000	8-11	.727	21	22	43	1.9	30	1	1	16	13	4	64	2.8
43	Trent VanHorn	16-0	219	13.7	8-26	.308	1-11	.091	11-15	.733	3	12	15	0.9	19	0	8	10	0	8	28	1.8
45	Troy Rike	4-0	5	1.3	1-1	1.000	0-0	.000	0-0	.000	0	6	6	1.5	0	0	0	0	0	0	2	0.5
42	Gilbert McGregor	3-0	3	1.0	0-0	.000	0-0	.000	1-2	.500	0	0	0	0.0	0	0	1	0	0	1	1	0.3
35	Stephen Prendergast	6-0	8	1.3	0-3	.000	0-1	.000	1-2	.500	0	0	0	0.0	0	0	0	2	0	1	1	0.2
51	Grant O'Brien	8-0	36	4.5	0-6	.000	0-4	.000	1-1	1.000	0	3	3	0.4	2	0	0	0	1	0	1	0.1
40	Anthony Bilas	1-0	1	1.0	0-0	.000	0-0	.000	0-0	.000	0	0	0	0.0	0	0	0	0	0	0	0	0.0
52	Britton Anderson	1-0	1	1.0	0-0	.000	0-0	.000	0-0	.000	0	0	0	0.0	0	0	0	0	0	0	0	0.0
Team											33	26	59		1		2					
Total.....		24	4800		601-1362	.441	144-458	.314	416-623	.668	287	616	903	37.6	489	7	326	352	104	134	1762	73.4
Opponents.....		24	4800		670-1494	.448	159-473	.336	399-539	.740	278	586	864	36.0	517	11	311	257	91	197	1898	79.1

TEAM STATISTICS	WF	OPP	Date	Opponent	Score	Att.
SCORING	1762	1898	11/13/15	UMBC	w 78-73	6904
Points per game	73.4	79.1	11/15/15	at Bucknell	w 90-82	3247
Scoring margin	-5.7	-	11/18/15	RICHMOND	L 82-91	7021
FIELD GOALS-ATT	601-1362	670-1494	% 11/23/15	vs Indiana	w 82-78	2400
Field goal pct	.441	.448	% 11/24/15	vs Vanderbilt	L 64-86	2400
3 POINT FG-ATT	144-458	159-473	% 11/25/15	vs UCLA	w 80-77	2400
3-point FG pct	.314	.336	11/30/15	at Rutgers	w 69-68	3817
3-pt FG made per game	6.0	6.6	12/04/15	ARKANSAS	w 88-85	9488
FREE THROWS-ATT	416-623	399-539	12/15/15	UNCG	w 81-71	7249
Free throw pct	.668	.740	12/18/15	COASTAL CAROLINA	w 83-77	8107
F-Throws made per game	17.3	16.6	12/22/15	XAVIER	L 70-78	12938
REBOUNDS	903	864	12/29/15	at LSU	w 77-71	12104
Rebounds per game	37.6	36.0	* 01/03/16	at Louisville	L 57-65	21302
Rebounding margin	+1.6	-	* 01/06/16	DUKE	L 75-91	13466
ASSISTS	326	311	* 01/10/16	NC STATE	w 77-74	11865
Assists per game	13.6	13.0	* 01/13/16	at Virginia Tech	L 91-93	4985
TURNOVERS	352	257	* 01/16/16	SYRACUSE	L 55-83	11592
Turnovers per game	14.7	10.7	* 01/20/16	at North Carolina	L 68-83	19053
Turnover margin	-4.0	-	* 01/23/16	at Miami	L 63-77	6928
Assist/turnover ratio	0.9	1.2	* 01/26/16	VIRGINIA	L 71-72	9221
STEALS	134	197	* 01/31/16	at Notre Dame	L 62-85	9149
Steals per game	5.6	8.2	* 02/02/16	CLEMSON	L 62-76	8716
BLOCKS	104	91	* 02/06/16	FLORIDA STATE	L 71-91	9796
Blocks per game	4.3	3.8	* 2/10/16	at Georgia Tech	L 66-71	5089
ATTENDANCE	116363	92874				
Home games-Avg/Game	12-9697	9-9519				
Neutral site-Avg/Game	-	3-2400				

\* = Conference game

% = Maui Jim Maui Invitational (Lahaina, Hawaii)

Score by Periods	1st	2nd	Totals
Wake Forest	850	912	1762
Opponents	880	1018	1898