



DAYES • CHUBB

NC STATE FOOTBALL

INDEPENDENCE BOWL MEDIA GUIDE • VS VANDERBILT • DEC. 26, 2016



2016 CAMPING WORLD INDEPENDENCE BOWL

Monday, Dec. 26, 2016 • 4 p.m. (CST)/5 p.m. (EST) • Shreveport, La. • Independence Stadium (48,975) • ESPN2
NC State Wolfpack (6-6, 3-5 ACC) vs. Vanderbilt Commodores (6-6, 3-5 SEC)

TABLE OF CONTENTS

Media Information	2
Schedule of Events	2
 The 2016 Wolfpack	
2016 Pack in Record Books	58
Career Bests	57
Coaching Staff	38
Depth Chart	14
Head Coach Dave Doeren	36
Noting the Pack	3
Player Bios	15
Pronunciation Guide	14
Rosters	12
Storylines	11
Support Staff	43
 The Season in Review	
Team Stats	44
Individual Stats	44
Game Summaries	50
Game-by-Game Team Stats	48
Participation	49
2016 Results	2
Starters	46
The Last Time It Happened	79
 NC State History	
Bowl Records	62
Bowl Reviews	64
 NC State University	
Chancellor Randy Woodson	82
Director of Athletics Deborah A. Yow	82
NC State University	81
Wolfpack Traditions	84

FOLLOW THE PACK

GoPack.com



@PackFootball
@StateCoachD



NCStatePackFootball
NCStateAthletics



PackFootball
NCStateAthletics



@PackFootball



PackFootball

NC STATE AT A GLANCE

NC STATE UNIVERSITY

Location	Raleigh, NC 27695
Founded	1887
Enrollment	34,015
Nickname	Wolfpack
Colors	Red (PMS-186) & White
Conference	Atlantic Coast (ACC)
President	Dr. Randy Woodson
Athletics Director	Deborah A. Yow
Mascots	Mr. and Ms. WUF, Tuffy (live mascot)

WOLFPACK FOOTBALL HISTORY

First year of football	1892
All-time record	582-567-55
Bowl Appearances	29 (15-13-1)

COACHING STAFF

<u>Head Coach</u>	Dave Doeren (Drake '93)
Record at School	24-26 (4th year)
Career Record	47-30 (6th year)
<u>Offensive Staff</u>	
Offensive Coordinator/QBs	Elijah Drinkwitz (Arkansas Tech '04)
Offensive Line/Run Game Coord.	Dwayne Ledford (East Carolina '99)
Asst. HC for Off/RB/Rec. Coord.	Des Kitchings (Furman '00)
Wide Receivers	George McDonald (Illinois '99)
TE/FB/Special Teams Coord.	Eddie Faulkner (Wisconsin '00)
Graduate Assistant	Jesse Chapman (Appalachian St '16)
Graduate Assistant	Denarius McGhee (Montana St. '14)
Offensive Quality Control	Kriss Proctor (Boise St. '13)

Defensive Staff

Defensive Coordinator/LBs	Dave Huxtable (E. Illinois '79)
Asst. HC for Off./CB	George Barlow (Marshall '90)
DL/Run Game Coordinator	Ryan Nielsen (USC '02)
Safeties/Co Spec. Tms Coord.	Clayton White (NC State '01)
Graduate Assistant - Defense	Jim Nelson (NC State '13)
Graduate Assistant - Defense	Spencer Brown (SMU '10)
Defensive Quality Control	Jeff Knowles (USF '98)
Special Teams Quality Control	Doug Shearer (UConn '13)

Support Staff

Director of Strength/Conditioning	Dantonio Burnette (NC State '02)
Assoc. Director/Dir. of Ath. Perf.	Tim Rabas (Wisc. Stevens Pt. '03)
Asst. Strength & Cond. Coach	Matthew Hickman (Cumberland '08)
Asst. Strength & Cond. Coach	Michael Solomon (Florida St. '07)
Asst. Strength & Cond. Coach	Rendrick Taylor (Clemson '10)
Director of Football Operations	Joe McKillip (Wisconsin '11)
Assoc. Dir. of Football Operations	Pete Roley (W. Illinois '08)
Asst. Dir. of Football Operations	Nick Kray (E. Illinois '08)

MEDIA INFORMATION

MEDIA CONTACTS

NC STATE
Primary Contact: Annabelle Myers
Phone: 919.819.8302
Email: annabelle_myers@ncsu.edu

Secondary Contact: Brian Reinhardt
Phone: 919.819.8317
Email: brian_reinhardt@ncsu.edu

INDEPENDENCE BOWL
Primary Contact: Stefan Nolet
Phone: 318.294.4074
Email: stefan@independencebowl.org

TEAM HOTEL
Hilton Shreveport
104 Market St.
Shreveport, La. 71101
Phone: 318.698.0900

MEDIA HOTEL
Residence Inn Marriott
501 Traffic St.
Bossier City, La. 71111
Phone: 318.584.7125

Credentials: <https://www.sportssystems.com/indybowl>

WHAT’S YOUR #STATEMENT?

It means something different to everyone.

To us at NC State, it means an opportunity to share the passion, loyalty, history, tradition, and multitude of experiences on and off the field that are completely unique to the Wolfpack Nation.

It’s true to our DNA and who we are. It’s a student-athlete who does exceptional things here on or off the field, graduates, and uses those experiences to accomplish amazing things when he or she leaves. It’s every bit as much about a loyal fan base that sticks with us through thick and thin.

The rationale and meaning behind it is simple:

- To help us adequately celebrate what’s exceptional about NC State athletics, both on and off the field of play
- To take a simple concept and infuse deep emotional connection and meaning
- To provide a platform that strikes a balance between meaningful tradition and modern day relevance

SCHEDULE OF EVENTS/
MEDIA OPPORTUNITIES

Please contact Annabelle Myers (919.819.8302) daily for updated practice times.

Media availability will be following practice at Loyola College Prep (921 Jordan St, Shreveport, LA 71101) on 12/23-12/24. Please contact Annabelle Myers to schedule any additional availabilities.

All times are CENTRAL

Thursday, December 22
1:30 p.m. Team arrives in Shreveport

Friday, December 23
11:30 - 1:15 p.m. Practice at Loyola Prep
5:30 p.m. The “Big Game Show” Welcome Party (Riverview Theater)

Saturday, Dec. 24
7:30 a.m. FCA Breakfast - Bossier Civic Center
11:30-12:45 p.m. Practice at Loyola Prep
TBD Team Community Service Visit

Sunday, Dec. 25 - MERRY CHRISTMAS!
1 p.m. Walkthrough at Independence Stadium (closed to media)

Monday, Dec. 26
4 p.m. 2016 Camping World Independence Bowl
7 p.m. Fan Central

Tuesday, Dec. 27
11 a.m. Return flight to Raleigh

2016 SEASON RECAP

Narrowing the gap. That’s what the 2016 NC State football team accomplished in a nutshell. The Wolfpack’s record of 6-6 doesn’t tell the true story, as four of those losses were by seven points or less and two were by four points or less.

The Wolfpack entered the season with one of the toughest schedules in the ACC. NC State was one of just two league teams that would face five opponents ranked in the preseason top 25 and the only league squad that had three preseason top 10 teams on its schedule.

Dave Doeren’s fourth NC State squad would end up posting a 1-2 record against those opponents, defeating Notre Dame, taking No. 3 Clemson into overtime on its home field and losing to No. 19 Florida State by just a touchdown. Only four other times in school history has a Pack squad suffered more one-score losses.

Despite the heartbreaking losses, there were many bright spots in the 2016 season. The Wolfpack faced perennial national power Notre Dame on the day that Hurricane Matthew arrived in North Carolina. Despite playing in a torrential downpour for the entire contest, the Wolfpack pulled out the victory.

And the brightest spot might have been in the regular season finale, when NC State traveled to rival UNC, jumped out to a 21-0 lead and never looked back – winning for the fourth time in the last five visits there.

Now the Wolfpack is headed to its third consecutive bowl game and the fifth in Dave Doeren’s six years as a head coach.

THE OFFENSE
Heading into the bowl contest, the Wolfpack has posted some of the top single-season numbers in school history, including the fifth-best yards per game mark (420.1). Behind first-year offensive coordinator Eliah Drinkwitz, State posted over 500 yards of total offense in four different games – the second-highest total in school history.

An inexperienced offensive line – all but one of whom were not available during spring practice – ended up ranking fourth in the ACC and 25th in the FBS in sacks allowed, and opened holes all season for the Wolfpack’s first 1,000 yard rusher since 2002: Matt Dayes.

Dayes finished the regular season ranked third in the ACC in rushing with 1,119 yards. His eight 100-yard rushing contests in 2016 rank second in

school history, only behind the ACC’s all-time leading rusher Ted Brown, who had nine 100-yard games for the Wolfpack in 1977.

Quarterback Ryan Finley, who graduated in three years at Boise State, earned a sixth year of eligibility from the NCAA and has two more years to play after 2016, had a solid season. At a school known as QBU, Finley posted the most passing yards ever for an NC State sophomore (2,824), more than current NFL starters Philip Rivers (San Diego Chargers) and Russell Wilson (Seattle Seahawks).

NC State’s offense has been solid in the rushing game, but doesn’t hesitate to air it out. The Wolfpack enters the bowl game ranked second nationally with seven different 100-yard receiving games by five different players, marking the first time in school history that five different players turned in 100-yard games in a single season. The Wolfpack has three different receivers with catches of 70+ yards in 2016. No other ACC school has more than 2 receivers with catches of 70+ yards in 2016.

THE DEFENSE
NC State led the ACC in rushing defense in 2016 allowing just 104.7 yards per game. That’s the best mark for a Wolfpack squad since 2004 – the year that State led the nation in total defense. That mark ranks fifth nationally, as five opponents this season were held to less than 70 yards rushing.

Defensive end Bradley Chubb has been a disruptive force for coordinator Dave Huxtable’s defense. The junior leads the nation with 21 tackles for loss, while his 9.5 sacks rank 23rd in the FBS. The only player in NC State history to post more TFLs in a season was Mario Williams, the No. 1 pick in the 2006 NFL draft.

As a team, the Wolfpack ranks 30th nationally in tackles for loss despite playing four opponents whose offenses are currently ranked among the top in the nation.

The Pack ranks third in the ACC and 10th nationally in recovered fumbles with a dozen, while senior nickel Dravious Wright is one of the national leaders in forced fumbles. Strong safety Josh Jones is the Pack’s leading tackler with 106.

The defense is young, with just two senior starters, but still ranks 27th nationally in total defense.

HAPPY DAYES

Running back Matt Dayes has had an outstanding senior season- becoming the Wolfpack’s first 1,000-yard rusher since 2002. A second-team All-ACC performer, Dayes ranks third in the ACC in rushing and seventh in all-purpose yards.

Dayes is only the eighth individual player in school history to reach the 1,000-yard goal and it marks only the 11th time an NC State runner has hit that magic mark.

The Ft. Lauderdale native has rushed for over 100 yards in eight different contests in 2016, the highest total for NC State since Ted Brown (the ACC’s all-time leading rusher) had nine in 1977 and the second-highest mark in school history. An impressive 53% of Dayes’ rushing yards have come after contact in 2016. He has accounted for 59% of the team’s rushing yardage this season.

Here’s where Dayes currently stands in the NC State record books:

CAREER RECORDS			SINGLE SEASON RECORD BOOK			
Category	Mark	Rk	Category	Mark	Year	Rk.
Total Touchdowns	40	2nd	Rushing Yds/Att.	6.5	2015	3rd
Rushing TDs	34	3rd	Rushing Yards	865	2015	14th
100-yard games	13	4th		1,119	2016	7th
Rushing Yards	2,809	4th	Rushing TDs	12	2015	t7th
All-Purpose Yds	4,242	5th		10	2016	t11th
Rushing Attempts	540	6th	100-yard games	8	2016	2nd
Rushing Yds/Att.	5.20	8th				

NOTING THE WOLFPACK

BOWLED OVER

The Camping World Independence Bowl marks NC State’s 30th postseason appearance and its 12th bowl game since 2000. The Wolfpack posts a 15-13-1 overall record in postseason bowls and is 7-4 in its last 11 outings.

This marks the Wolfpack’s third consecutive bowl trip under head coach Dave Doeren. In 2014 NC State earned a berth in the Bitcoin St. Petersburg Bowl, defeating Central Florida, while last season the Pack fell to Mississippi State in the Belk Bowl.



Shreveport, La.

PACK POSTS TOP OFFENSIVE NUMBERS

Heading into the bowl game, the Wolfpack has posted some of the top offensive numbers in school history, including the fifth-best total yards per game mark.

Here’s a look at where some of the Pack’s 2016 offensive numbers rank in school history:

Category	Rank	Mark
Pass Completions	8th	244
Pass Attempts	12th	407
Passing Yards	8th	3,152
Passing Yards/Game	7th	262.7
Comp. Pct.	7th	.601
Yards/Play	t4th	5.8
Total Yards	7th	5,041
Yards/Game	5th	420.1
First Downs	8th	263
Fewest Turnovers	t8th	19

STOPPING THE RUN

NC State is the ACC leader in rushing defense this season, allowing just 104.7 yards per game. That is the best mark for a Wolfpack squad since 2004 - the year that State led the nation in total defense.

If the season ended today, that mark would rank as the fourth-best mark by a Wolfpack squad since 1953. Here’s a look at the top run defenses ever at NC State:

Rk	Year	Rushing Yards Allowed/Game
1.	1953	98.3
2.	2004	102.4
3.	1988	103.6
4.	2016	104.7
5.	2005	107.2

STOPPING THE RUN, Part 2

The Wolfpack rush defense mark of 104.7 yard allowed per game ranks fifth in the FBS heading into the Independence Bowl.

Five 2016 opponents have been held to less than 70 rushing yards: William & Mary, Wake Forest, Notre Dame, Florida State and Syracuse. That

ties the school record set by the 2014 Wolfpack squad.

The 163 rushing yards by Louisville was the most against the Wolfpack all season. However, that mark was 142.7 yards less than what the Cardinals were averaging on the ground heading into the contest (305.7 rushing ypg).

In the past three years combined, NC State has held 14 opponents to less than 70 rushing yards (five this year, four in 2015 and five in 2014).

CHUBB IS BIGGEST LOSER

Junior defensive end Bradley Chubb has been a big loser for the Wolfpack in 2016. The junior has 21 tackles for loss this season, a mark which ranks second in school history. Only Mario Williams, the No. 1 pick in the 2006 NFL draft, had more TFLs in a single season for NC State than Chubb’s 2016 total.

Chubb, a second-team All-ACC choice by the league coaches, leads the FBS in TFLs, while his 9.5 sacks is tied as the fifth-best mark in the ACC and ranks 23rd nationally.

For his career, Chubb has tallied 33 stops behind the line of scrimmage, a mark that is tied for 12th in school history. He had a season high four TFLs in the Nov. 12 over Syracuse.

His 9.5 sacks in 2016 is the fifth-best single season mark for a Pack player and his 15 career sacks ranks 12th.

RECEIVERS ROLL

In 2015, wide receivers accounted for just 46% of the Wolfpack’s total receptions (114/246). This season, the Wolfpack’s young wideouts are playing a bigger role in the passing game.

Heading into the bowl game, 61% (149/244) of the team’s receptions have had wide receivers as the target. Although the team is still led in receiving by TE/FB Jaylen Samuels (49-461), WR Nyheim Hines ranks second with 37 catches and WR Stephen Louis is third with 33 grabs. In terms of reception yardage, Louis (657) leads the team by almost 200 yards.

Almost half of the receptions by wide receivers in 2016 went to players who did not play in 2015 (72: Louis 33, Harmon 26 and Jakobi Meyers 13).

100-YARD CLUB

Only one FBS school has had more individual players turn in 100-yard receiving games than NC State. The Wolfpack has had five different players turn in five 100-yard games in 2016: Stephen Louis (3), Nyheim Hines (1), Bra’Lon Cherry (1), Jaylen Samuels (1) and Kelvin Harmon (1).

Here’s are the 2016 national leaders in individual 100-yard receivers:

1.	Missouri	6
2.	NC State	5
	Purdue	5
	Florida State	5
	Georgia State	5
	Troy	5
7.	Syracuse	4
	Colorado	4
	Louisville	4



Chubb leads the nation in TFL

BAND OF BROTHERS

BAND OF BROTHERS

One of the biggest question marks for the Wolfpack heading into the 2016 season was the offensive line. That group had to rebuild after three three-year starters from 2015 completed their eligibility: All-American tackle Joe Thuney (who is starting for the New England Patriots), guard Alex Barr and center Quinton Schooley.

First-year o-line coach Dwayne Ledford, also was without returning starters Tony Adams (injury) and Will Richardson (suspension) during the spring and had only four linemen healthy during spring drills.

But that unit, named the “Band of Brothers” by Ledford, has solidified into something special and the offensive line currently ranks fourth in the ACC and 26th in the FBS in sacks allowed - giving up just 17 this season. Tony Adams was named a second-team All-ACC performer, while Joe Scelfo earned honorable mention honors.

It’s been 10 years since a Wolfpack line gave up less than 20 sacks in a season (19 in 2006).

KEEPING UP WITH THE JONESES

It’s not an easy task at NC State. The Wolfpack has three Joneses listed in the starting lineup: LT Tyler Jones, DT Justin Jones and FS Josh Jones. Each member of that trio has started every game of the 2016 season.

Tyler Jones started games at left guard and right tackle in 2015, and started every game at the crucial left tackle spot in 2016. The redshirt sophomore now has 18 starts, 23 games played and 1,415 career snaps under his belt.

Justin Jones was a top reserve on the d-line last season, playing in all 13 games and starting three. He also played in 10 contests as a freshman. He now boasts 35 career games played, 15 starts and 1,062 snaps.

Josh Jones is the most experienced Jones on the squad. A two-year starter at strong safety, Josh moved to free safety for 2016, where his size and strength has been a huge benefit. He’s started 31 career games, while playing in 37, and has seen action in 2,215 snaps from scrimmage, plus numerous special teams snaps. He is the Wolfpack’s leading tackler in 2016.

HARMON(Y)

True freshman wide receiver Kelvin Harmon has set a school record for touchdown receptions by a freshman with five this season. The Palmyra, N.J. native’s 458 receiving yards is the third-best mark ever by a Pack rookie.

Harmon leads the team in touchdown catches with five and almost a 1/5 of his 26 total catches have been for touchdowns.

Against Syracuse, Harmon became the fifth Wolfpack receiver to turn in a 100-yard game in 2016 - a mark that ranks second nationally.

Harmon has started four games in 2016, more than any other true or redshirt freshman.

GOING DEEP

When you look at the “long” column in the NC State receiving stats, you see some pretty big numbers. Stephen Louis - long of 80 yards. Bra’Lon Cherry - long of 79 yards. Maurice Trowell - long of 70 yards. Kelvin Harmon - long of 68 yards.

For the first time in school history, the Wolfpack has three different receivers with catches of 70+ yards in the same season. No other ACC school has more than two receivers with catches of 70+ yards in 2016.

YOUNG FINLEY PLAYS LIKE VET

Because he’s already earned his college degree, people tend to think of Wolfpack quarterback Ryan Finley as a seasoned veteran, when in fact the RS-sophomore is only in his first season as a collegiate starter.

With the bowl game left to play, Finley has already posted the best passing yardage total ever by a Wolfpack sophomore and his 2,824 yards ranks ninth overall in school history. Only current NFL players Philip Rivers, Russell Wilson and Mike Glennon and 1998 starter Jamie Barnette ever had more yards in a single-season at NC State.

He ranks 17th in the single-season record book with 15 touchdown passes.

Finley posted his third-straight 300-yard passing game in the Nov. 12 win at Syracuse, making him the first NC State QB since Wilson in 2010 to accomplish that feat.

Heading into the game against No. 3 Clemson on Oct. 15, Finley boasted the nation’s third-longest interception-free streak. Prior to a second-quarter pick, the Phoenix, Az., native had thrown 139 passes this season without an INT and had a streak of 146 attempts without a pick dating back to last season at Boise State.

In the last 37 seasons (since 1980), no other Wolfpack QB had attempted more passes before throwing his first interception as a starter at NC State.



CLOSE CALLS FOR WOLFPACK

Four of the Wolfpack’s five losses in 2016 have been by seven points or less, two have been by four points or less and one went into overtime.

Since the beginning of ACC play in 1953, only four other Wolfpack squads have suffered more one-score losses:

Rk	Year	1-score losses
1.	2006	7
2.	1959	6
	1958	6
4.	1984	5
5.	2016	4

UNSAKABLE

The “Band of Brothers” (aka the NC State offensive line) currently ranks 4th in the ACC and 25th in the FBS in sacks allowed - giving up just 17 this season.

It’s been 10 years since a Wolfpack line gave up less than 20 sacks in a season (19 in 2006).

JONES HITS CENTURY MARK

Free safety Josh Jones has had one of the best years of any defender in the ACC. The junior, who moved from strong safety prior to this season, leads the team in tackles with 106 and is the first player since 2013 to cross the 100 tackle mark. His 8.8 stops per game is the sixth-best mark in the ACC. He ranks fifth in the league in solo tackles with 5.0 per game.

An honorable mention All-ACC selection, Jones has also picked off two passes this season, and caused and recovered a fumble. He tallied 15 tackles against Boston College and Miami - the most for a Pack player since 2012.



AT A LOSS

The Wolfpack ranks 28th in the FBS in tackles for loss with an average of 6.8 per game in 2016. That's the sixth-best mark in the ACC.

500 YARDS

NC State has posted over 500 yards in total offense in four games in 2016. In 2015, the Wolfpack gained 500+ yards three times, did so just twice in 2014 and just once in 2013.

The Wolfpack has had more 500-yard offense games in a season just once in school history, as the 2003 squad led by Philip Rivers posted five 500+ yard games.

RECOVERY TEAM

NC State ranks third in the ACC and 10th in the FBS in recovered fumbles this season with 12. The opposition has fumbled 21 total times in 2016.

B.J. Hill, Shawn Boone, Airius Moore and Dravious Wright have each recovered a pair of fumbles to tie for fourth in the ACC and they rank 25th in the FBS in that category. Wright is tied for 12th nationally and fourth in the conference in forced fumbles with four.

STARTING LINE(ups)

NC State has had the luxury of only using two different starting combos on both the offensive and defensive lines in 2016.

In the first six games of the season, the Wolfpack started the same five players on the offensive line and the same four on the defensive line - a first in head coach Dave Doeren's four seasons.

On the defensive line, Bradley Chubb, B.J. Hill, Justin Jones and Kentavious Street have combined for 47 of the possible 48 starts this season. The only change came at Louisville, when Darian Roseboro started for Street at DE.

The offensive line has also seen limited changes, as Tyler Jones, Garrett Bradbury, Joe Scelfo, Tony Adams and Will Richardson have made 57 of the possible 60 starts. The lone exception on the offensive line was Terronne Prescod making the start at RT against Louisville, Florida State and UNC.

Last season, the Pack started four different offensive line combos and three on the defensive line. In 2014, the number of starting defensive line combos rose to six while the offensive line had three, and in Doeren's first season in 2013 those numbers were seven for the defense and three for the offensive lines.

THE WRIGHT STUFF

Throughout his career, nickel Dravious Wright has been a disruptive force on defense and special teams. The senior enters the bowl game ranked 12th in the FBS (fourth in the ACC) in forced fumbles, with four this season. He had a pair of FF in the overtime loss at No. 3 Clemson.

Wright has recovered two opponent miscues in 2016, tied (with three of his teammates) for the 15th-best mark in the FBS. He's also broken up four passes.

For his career, Wright has forced seven fumbles - tied as the sixth-best mark in school history.

HINES ON THE RETURN

Sophomore wide receiver/returner Nyheim Hines is already listed in the NC State career record books. The Garner native ranks fifth in school history with 1,584 career kickoff return yards and his 24.8 KOR average ranks ninth in the Wolfpack career record books.



In the Oct. 22 loss at No. 7 Louisville, Hines tallied eight returns for 189 yards - the third-highest single-game tally in school history. He also holds the No. 6 single-game mark, as he had 169 yards last year against the Cardinals.

Hines was an honorable mention All-ACC performer as a specialist in 2015 after posting the fourth-best single season KOR yardage mark in school history (920). He also earned freshman All-America honors and was an outdoor track All-American in the 4x100m relay.

NO TOs

The 2015 Wolfpack set a school record for fewest turnovers, losing the ball on an interception or fumble just 13 times. This season, the Pack was continuing that stingy pattern, with just five in the first five games, before turning it over a total of eight times in the next three contests. Playing three of the nation's top 11 defenses (Clemson, Louisville & Boston College) in a row definitely had some effect on that number and the Wolfpack had tallied just six TOs in the last four contests.

NC State has lost just seven fumbles in 2016 - the third-best mark in the ACC and the 43rd-best mark nationally.

#CF50

On October 8, 1966, Carter-Finley Stadium opened its gates for the first time. Originally named Carter Stadium, the facility replaced the crumbling Riddick Stadium on campus, which had been the home of Wolfpack football since 1907.

A research fish hatchery used by the university was drained and shaped following a groundbreaking on Dec. 14, 1964 and the structure was built on the lake bed and the 75 adjacent acres.

The opening of the stadium fulfilled the vision of Coach Earle Edwards, who had led the Wolfpack to three consecutive outright or shared ACC Championships from 1963-65. To finance the construction, his teams played 41 of its 60 regular season games between

1960-65 on the road or at neutral sites. He took his team to UCLA, Arizona State, Wyoming, Nebraska, Alabama and Iowa as well as playing nine straight games on rival UNC's home field.

Since it's opening, more than 14 million people have come through the gates of Carter-Finley Stadium. The Wolfpack's 2016 contest versus Notre Dame marked the 50th anniversary of the first game played there and Wolfpack Nation has celebrated #CF50 all season.



WOLFPACK PLAYS DEFENSIVE TRIFECTA

NC State played three games this season against defenses that ranked in the top 11 nationally in total defense.

Boston College ranked seventh in the FBS in total defense prior to the contest vs. the Wolfpack, allowing just 292.9 yards per game. Louisville entered its game with the Pack ranked 11th in that category, allowing 309.8 ypg. Clemson was ranked ninth in total defense, giving up 282.2 ypg before the Wolfpack visited Death Valley and took the Tigers to overtime.

The Wolfpack gained 100+ yards more than what Clemson's defense was allowing and passed for more than Clemson and Louisville's defense had averaged allowed heading into the game.

Here's a look at where those three opponents ranked and the yards allowed *entering* the game vs. NC State and the yards gained by the Wolfpack:

Category	Opponent	FBS Rk.	Previous Yds Allowed	NC State Yds Gained
Total Defense	Clemson	9th	282.2	397
	Louisville	11th	309.8	250
	Boston College	7th	292.9	338
Pass Defense	Clemson	6th	149.0	269
	Louisville	17th	176.7	236
	Boston College	22nd	190.3	307

DEFENSIVE IMPROVEMENT

The Wolfpack defense has shown steady improvement since Dave Doeren was named head coach in December of 2012. He inherited a team that had ranked 68th in the NCAA in total defense, giving up over 400 yards game. In 2013, NC State improved its national ranking (FBS) to 61st, but still gave up 399.4 yards per contest. Prior to 2014, the Wolfpack switched to a 4-2-5 alignment and improved to a No. 46 total defense ranking, allowing 373.1 yards per game.

Last season, that ranking was up to 29th, as the Pack gave up 350.7 yards per game. The Wolfpack's passing yards allowed (2,642) in 2015 was the lowest total in 10 years.

Here's a look at the Pack's defensive improvement under Doeren:

Year	FBS Rank	Yards Allowed
2012	68th	404.7
2013	61st	399.4
2014	46th	373.1
2015	29th	350.7
2016	27th	356.0

J-MAC IMPACT

QB Jalan McClendon didn't score a point or throw a TD in the win over Notre Dame, but he may have been the player of the game for the Wolfpack (he was given a game ball by the team following the game).

In what head coach Dave Doeren called the "monsoon package," McClendon came in at QB in the 3rd quarter and led the Wolfpack down the field on a drive that ate up 7:49 minutes. Although the drive did not end in a score (the Pack turned the ball over on downs after getting to the ND 2), he carried the ball 8 times for 51 yards on the drive and ended up with 56 yards on 10 carries for the game - a 5.6 yard average.

In the win against Old Dominion, McClendon was in for exactly one snap in each of the first three quarters. In those three snaps, he rushed for two TDs and threw for another one.



OFFENSIVE OPPOSITION

The Wolfpack has also faced some pretty good offenses in 2016. Three Wolfpack opponents currently rank in the top 25 in the FBS in total offense: Louisville (2nd), Clemson (13th) and Florida State (24th), while East Carolina ranks 30th.

REDEFINED D-LINE

The strongest unit on the field for the Wolfpack, in terms of depth and talent, could be the defensive line.

The Wolfpack currently ranks 28th in the FBS in tackles for loss with 82 in 12 games. Of those, 53.5 have come from d-linemen. This year, the line used the offseason to get stronger and faster.

Here's a look at the changes in bodyweight, bench press and squat totals between 2015 and 2016:

Name	Bodyweight	Change	Bench	Improve.	Squat	Improve.
Eurndraus Bryant	323	-30 lbs	405	+ 45 lbs	605	+ 125 lbs
Bradley Chubb	280	+ 25 lbs	390	+ 25 lbs	535	+ 80 lbs
BJ Hill	313	+ 13 lbs	455	+ 40 lbs	510	+ 55 lbs
Quentez Johnson	305	- 35 lbs	315	+ 55 lbs	520	+ 190 lbs
Justin Jones	313	+ 20 lbs	455	+ 70 lbs	600	+ 85 lbs
Monty Nelson	315	+ 13 lbs	460	+ 35 lbs	485	+ 110 lbs
Darian Roseboro	274	- 9 lbs	375	+ 10 lbs	450	+ 55 lbs
James Smith-Williams	242	+ 20 lbs	360	+ 45 lbs	536	+ 100 lbs
Kentavious Street	273	- 13 lbs	455	+ 20 lbs	635	+ 35 lbs

THE SWISS ARMY KNIFE

Jaylen Samuels SHOULD be on everybody's All-ACC team. Problem is, nobody knows where to list him. Called "the Swiss Army Knife" by one media outlet, he is a weapon wherever he lines up - at tight end, in the backfield or at wide receiver. He scored seven receiving touchdowns and rushed for nine scores last season and in 2016 has 10 total TDs (6 rushing, 4 receiving). Against UNC, he even threw for a touchdown.

Samuels is the Wolfpack's leading receiver with 49 catches this season and posted his first 100-yard game with eight grabs at No. 3 Clemson on Oct. 22.

"JaySam" ranks seventh in school history with 28 career touchdowns. His 18 TDs in 2015 (9 rushing, 7 receiving) tied with Torry Holt (1998) as the third-best single-season mark in school history and were the most ever for a Wolfpack sophomore. He has caught at least one pass in 32 straight games - the fourth-longest streak in school history.

Samuels, who was named a first-team All-ACC and third-team All-American performer as a tight end last season, was the team's leading receiver and ranked third in rushing a year ago and his 65 receptions ranked as the fifth-highest single season total in school history.

In 2016, Samuels has had the honor of wearing the No. 1 jersey for the Wolfpack. Head coach Dave Doeren says that because Samuels "shows up every day with the same work ethic, same effort, same attitude and same results," he recommended to his Leadership Council that he would be the player most deserving of that honor.



SUPER SCORING DUO

Senior RB Matt Dayes ranks third in school history with 40 career touchdowns. Junior TE/FB Jaylen Samuels now ranks seventh in the career record book with 28 career TDs. With 68 combined career scores, the duo is the second-most prolific touchdown scoring duo in school history.

Here's a glance at the most prolific scoring duos in school history:

Players	Total TDs	Years played together
Ted Brown/Scott Smith	69	1977-78
Matthew Dayes/Jaylen Samuels	68	2014-pres.
Torry Holt/Ray Robinson	65	1998
Stan Fritts/Willie Burden	65	1972-73
T.A. McClendon/Jerricho Cotchery	58	2002-03

GRADUATE TRANSFERS EARN STARTS

Three first-time starters for NC State this season had started previously in their careers for other schools.

Quarterback Ryan Finley graduated from Boise State after only three years and came to State with three years left to play after earning a sixth

year due to a season-ending injury. He has been the starter in every game for the Wolfpack this season.

Placekicker Connor Haskins, who started the season opener and the last two games of the regular season, graduated from UNC Pembroke, where he led the team in scoring for three straight seasons (although he did not play in 2015).

Center Joe Scelfo, the Pack's starting center in all 12 games, was an All-Sun Belt performer at South Alabama last season. He is an honorable mention All-ACC performer in 2016.

The only graduate transfer who had ever started for NC State prior to this season was placekicker Steven Hauschka, who decided to forego dental school after graduating from Middlebury College in 2007 and come to NC State, where he would lead the ACC in field goal percentage (.889) and PAT kicking (1.000) that season. (The dental career is still on hold, as Hauschka has spent the last 10 years in the NFL, winning a Super Bowl with the Seattle Seahawks).

PERMANENT CAPTAINS

For the first time in Dave Doeren's tenure as head coach, the Wolfpack elected permanent captains for the 2016 campaign. Each member of the

The 2016 Wolfpack in the Single-Season Record Book			
Individual			
Category	Name	Mark	Rank
Rushing Yards	Matt Dayes	1,119	7th
Rushing Attempts	Matt Dayes	240	4th
Rushing TDs	Matt Dayes	10	t11th
100-yard Rushing Games	Matt Dayes	8	2nd
Passing Yards	Ryan Finley	2,824	9th
Pass Completions	Ryan Finley	224	t9th
Pass Attempts	Ryan Finley	372	11th
Passing TDs	Ryan Finley	15	17th
Completion Pct.	Ryan Finley	.602	10th
Pass Efficiency	Ryan Finley	132.99	11th
Receptions	Jaylen Samuels	49	t17th
Yards Per Reception	Stephen Louis	19.9	8th
Total Offense	Ryan Finley	2,894	11th
All-Purpose Yards	Matthew Dayes	1,377	14th
Punting Average	A.J. Cole	41.6	15th
Sacks	Bradley Chubb	9.5	6th
Tackles for Loss	Bradley Chubb	21	t2nd
Forced Fumbles	Dravious Wright	4	t5th
Kick Return Yards	Nyheim Hines	664	9th
Team			
Category	Mark	Rank	
Pass Completions	244	8th	
Pass Attempts	407	12th	
Passing Yards	3,152	8th	
Passing Yards/Game	262.7	7th	
Completion Pct.	.602	7th	
Total Plays	875	10th	
Yards/Play	5.8	t4th	
Total Yards	5,041	7th	
Yards/Game	420.1	5th	
First Downs	263	8th	
Fewest Turnovers	19	t8th	
Rushing Atts Against	389	4th	
Rushing Yards Allowed	1,256	6th	
Rushing Yards/Game Allowed	104.7	4th	
Yards/Rush Allowed	3.2	t6th	

team's Leadership Council (which is also elected by the team) was eligible for the honor.

The team selected two seniors - RB Matt Dayes and CB Jack Tocho - and two juniors - TE Cole Cook and DE Bradley Chubb. Each week, the LC will help select a fifth captain based on performance in practice or in games.

SELLING OUT

Before the 2016 calendar even turned to July, season tickets and Mini-Packs at NC State had already sold out. Wolfpack Nation purchased the highest number of season tickets in program history - over 36,000 - with over 3,000 new season tickets being sold.

Highest Season Ticket Totals

Rk	Year	Season Tickets Sold
1.	2016	36,000+
2.	2007	35,156
3.	2015	35,065
4.	2008	34,910
5.	2013	34,705
6.	2004	34,599
7.	2009	34,598
8.	2006	34,592
9.	2012	34,038
10.	2011	33,978
11.	2003	33,960
12.	2010	33,262
13.	2014	33,148



CENTER OF ATTENTION

When someone graduates after starting 37 straight games and playing 2,774 snaps in three years, there typically isn't an experienced backup to take his place. However in 2016, the Wolfpack a center who started 37 straight games at center, with one who had started 36 straight collegiate games at the same position.

Joe Scelfo is a graduate senior who had never started at NC State prior to 2016. He had, however, played against his new team.

Scelfo (pronounced SELL fo) was a first-team All-Sun Belt performer last season at South Alabama, where he graded out at 90 percent or better in

six contests and did not surrender a sack. He was named to the Rimington Award preseason watch list for 2016 after being on that list and the Lombardi watch list in 2015.

Scelfo leads the offensive line with 41 knockdown blocks this season and has played 99% of the team's offensive snaps. He started and played the entire game when the Wolfpack visited Mobile last season.

WONDERFUL WALK-ONS

NC State has boasted a strong walk-on program during Dave Doeren's short tenure. Eight current or former walk-ons saw game action in the season opener, 12 played in 2015, 11 played in 2014 and 10 played during his first season at NC State.

In just 46 months, Doeren has awarded scholarships to 13 different walk-ons, including six players on the current squad: Clark Eyers, Ben Grazen, Ford Howell, Nick Lacy, Gavin Locklear and Josh Taylor.



Russell Wilson Philip Rivers Mike Glennon Jacoby Brissett

QBU

Four former Wolfpack quarterbacks entered the 2016 season on the depth chart of an NFL team and three started games during the 2016 season. NC State is one of only two schools (USC) to have three different alums start an NFL game this season, and the Pack is currently one of four schools (Baylor, Cal, Texas A&M, and USC) that has multiple starting QBs entering the final quarter of the NFL season.

Philip Rivers, a first-round NFL pick in 2004, is in his 11th season as the starter for the San Diego Chargers and is that team's all-time leading passer. Rivers is a five-time NFL Pro Bowl selection and led the AFC in passing yards in 2015. His career passer rating of 95.7 ranks fourth in NFL history for quarterbacks with at least 1,500 passing attempts, while he ranks third in consecutive starts by a QB.

Since he joined the NFL as a third-round pick in 2012, Russell Wilson has started every game for the Seattle Seahawks. He has two Super Bowl appearances, including one victory, on his resume and been invited to the Pro Bowl following three of his first four seasons. On July 31, 2015, Wilson signed a four-year, \$87.6 million contract extension with the Seahawks, making him the second-highest paid player in the NFL at the time.

In addition to those two Pack alums who are starting NFL QBs, two recent NC State starters are also on NFL rosters. Mike Glennon was a third-round pick of the Tampa Bay Bucs in 2013, and has thrown for 4,100 yards and 29 touchdowns in four seasons. In April, Jacoby Brissett was a third-round selection of the New England Patriots. He started a pair of games for the Patriots in the first month of the season.

To open the 2016 season, 17 of the 96 quarterbacks listed on NFL three-deeps were from current ACC schools, but only NC State has more than two. In fact, former NC State signal callers accounted for 23.5 percent (4 of 17) of the former ACC QBs in the NFL.

School	Alums on NFL 3-deeps	NFL Starters
USC	5	2
NC State	4	2
Michigan State	4	1
Michigan	3	1
Oregon State	3	1

TURNING THE TASSEL

Since Dave Doeren was named head coach of the Wolfpack, 76 NC State football student-athletes have earned their degrees. That means an average of almost 10 players have graduated in each of the past eight graduation ceremonies (fall or spring).

Nine members of the this year's Wolfpack are December 2016 graduates: WR Bra'Lon Cherry, OT Peter Daniel, RB Matt Dayes, TE Clark Eyers, PK Connor Haskins, OG Bryce Kennedy, S Josh Sessoms, LB Bryan Smith and OG John Tu'uta. Haskins and Kennedy are earning their second degrees, while four other players (Niles Clark, Ryan Finley, Joe Scelfo and Jack Tocho) also graduated prior to the 2016 campaign.

Six projected starters in the bowl will have already earned their degree.

COMMUNITY SERVICE

One of the cornerstones of Dave Doeren’s vision for NC State football is giving back to the community. His passion for service has been contagious, as now many members of his team are taking the initiative to find ways to give back individually and not just as part of the team.

During Doeren’s tenure with the Wolfpack, his athletes have turned in over 5,000 collective hours of community service. His squad has won the NC State Athletics Community Service Award each of the past two years. In addition to countless initiatives that the players can sign up for, each position group has also chosen its own opportunity. In recent months the DBs, LBs and nickels participated in the MADD Walk, the RBs and WRs worked at a Foster Kids Clinic, the quarterbacks visited the Wake Med Children’s Hospital and the tight ends and fullbacks worked with “Note in the Pocket,” which provides clothing for impoverished children in Wake County.

BUILDING FOR THE FUTURE

One area where the Wolfpack coaching staff has made a concerted effort to build depth has been on the offensive line. Despite returning just two starters from last season, the Pack fielded a strong unit in 2016 - ranking 26th in the FBS in sacks allowed.

That group should be even stronger next season. Only one starter (Joe Scelfo) and one other player (Bryce Kennedy) are completing their eligibility, while four starters (OG Tony Adams, OG Garrett Bradbury, LT Tyler Jones, RT Will Richardson), backup T/G Terrone Prescod and several other young lineman who have seen limited action will return.

In addition, SEVEN offensive linemen have redshirted in 2016 and have gone through the Wolfpack’s Developmental Program.

REAL WORLD WEDNESDAYS

One of the goals of the Wolfpack coaching staff is to help its student-athletes succeed not only on the football field, but in life after football. To help his team achieve this goal, head coach Dave Doeren instituted “Real World Wednesdays” in 2015.

During Wednesday team meetings throughout the offseason, speakers have come in to present a variety of topics, including domestic violence, dealing with police, drug abuse, dining etiquette, proper dress attire, “What is masculinity?” and basic finances.

Irwin Holmes, NC State’s first African-American graduate and student-athlete, spoke to the team about his experiences, while former players Levar Fisher, DaJuan Morgan, Perry Williams and Danny Peebles have also brought messages to the squad.



EARLY BIRDS: NC State has definitely benefited from having early enrollees in the last two seasons. In 2014, five of the seven early enrollees ended up earning significant playing time as rookies and five of those seven started games for the Wolfpack.

Last season, seven signees were January enrollees who went through spring practice with the Wolfpack. All seven ended up seeing playing time (although one suffered an injury and ended up redshirting) and four started games.

In 2016, eight players enrolled early for the Wolfpack: TE Dylan Autenrieth, CB Bryce Banks, OT Bryce Folson, LB Garrett Hooker, QB Dylan Parham, LB David Pierson, LB Matt Stevens, OT Justin Witt.



PACK IN THE FRONT OFFICE

Not only does NC State boast an impressive number of former players on NFL rosters, but the Pack has also become a pipeline to the league’s front offices.

All-ACC guard Steve Keim (1992-95) has been the General Manager of the Arizona Cardinals since January of 2013 after previously serving as Vice President of Player Personnel, Director of College Scouting and as a regional scout.

Alex Santos (1996-99) has spent the past two years as the Director of Pro Personnel at Washington after working in the personnel department for seven years. He became director after another Pack alum, Morocco Brown, left to take the job as Vice President of Player Personnel for the Cleveland Browns after six years with the Redskins.

Kevin Turks (1995-98) was in charge of Player Personnel for the Chicago Bears and is now a scout for the Tennessee Titans.

Several former players are also working as NFL scouts, including John Ritcher (2002-05) with the Cardinals, Darrell Moody (1968-70) with the 49ers and Ray Agnew (1986-89) with the St. Louis Rams.

#PACKPROS (Pack alums on 2015 NFL rosters)	
David Amerson	Oakland Raiders
Jacoby Brissett	NE Patriots
Juston Burris	New York Jets
Audie Cole	Minnesota Vikings
Mike Glennon	Tampa Bay Bucs
Steven Hauschka	Seattle Seahawks
Dontae Johnson	SF 49ers
Ted Larsen	Chicago Bears
T.Y. McGill	Indianapolis Colts
Phillip Rivers	SD Chargers
J.R. Sweezy	Tampa Bay Bucs
Joe Thuney	NE Patriots
Stephen Tulloch	Phil. Eagles
Mario Williams	Miami Dolphins
Russell Wilson	Seattle Seahawks
Willie Young	Chicago Bears

WOLFPACK STORY LINES

Dave Doeren, Charlie Partridge (FAU) and Chris Ash (Rutgers) were once roommates at Drake. Now they’re all head coaches.



315 lb. offensive guard **Tony Adams** played competitive tennis all of his life before coming to NC State. He picked up the sport at the age of 2! His father, Carl Adams, was the head wrestling coach at Boston University for 34 years.

OG **Garrett Bradbury’s** father Tim played college football at Eastern Washington. He was a tight end and his quarterback was current Florida head coach Jim McElwain.

Junior defensive end **Bradley Chubb’s** father Aaron, played defensive end at Georgia before being drafted by the Patriots. His brother Brandon was a starting linebacker at Wake Forest and now plays for the Detroit Lions. His cousin Nik plays RB at Georgia and is the Bulldogs leading rusher.

Freshman punter **A.J. Cole III** has spent his last three spring breaks on a mission trip to Kenya. He is sponsoring a young man to attend Mountain Park Academy in Kenya. Last year, two of his teammates (Nick Lacy and Brady Bodine) also made the trip.



TE **Cole Cook’s** mother, the former Kelli Casteel, played basketball for the legendary Pat Summit at Tennessee.

During her career (1989-92) with the Lady Vols, the team won two national titles, advanced to an Elite Eight and another Sweet 16. His father, Stan, is a former professional baseball player.

OT **Peter Daniel** is listed at 294 lbs. In 2014, he weighed 212 lbs.

Sophomore wideout **Nyheim Hines** was an All-American for the Wolfpack track team with the 4x100 meter relay squad. His twin sister, Nyah, is also a member of the Wolfpack track squad.

C **Joe Scelfo**, who was an All-Sun Belt performer last season at South Alabama, is the son of a former Tulane head coach Chris Scelfo. His dad recently was the tight ends coach for the Atlanta Falcons.

QB **Jalan McClendon** stands at 6’5. When he was a freshman in high school, he was 5’9 and was a triple option quarterback. Dave Doeren says he plays with a ‘little man’s mentality.”

Cornerback **Jack Tocho** is the star of his own web series: “You Don’t Know Jack!”



Nickel **Dravious Wright** was diagnosed with Crohn’s disease in 2014 and undergoes frequent treatments to keep the disease in check.

#STATEMENTS OF PRIDE

ATHLETIC HIGHLIGHTS

- NC State was the first ACC institution to integrate athletics in 1956.
- NC State boasts the highest number of ACC Postgraduate Scholarship awarded among all 15 ACC Universities.
- NC State has ascended a remarkable 62 positions in the Learfield Directors’ Cup Standings, including a school-record 27th-place finish in 2015, and the second highest finish in school history, 32nd place, in 2016.
- Five of the 10 highest Directors’ Cup finishes in school history have come over the last five years, as NC State continues to establish a level of competitive consistency.
- NC State is making tremendous strides in the classroom as the three highest Graduation Success Rates and Federal Graduation Rates have been achieved over the past three years. Wolfpack student-athletes posted a school-record 83 percent Graduation Success Rate in the most recent rankings.
- After have just one program finish in the Top 25 in 2010, a combined 19 teams finished ranked in the Top 25 over the past two years, including nine in 2015-16.
- Five teams finished in the Top 11 in their sports in 2015-16, including three in the Top 10, led by No. 4 men’s swimming and diving, which matched the highest NCAA finish ever by an ACC program.
- NC State completed a \$35 million renovation to storied Reynolds Coliseum and the addition of the NC State Athletics Walk of Fame & History, and last year opened the \$14 million Close-King Indoor Practice Facility.
- NC State athletes and coaches are well represented in the National Collegiate and NFL Halls of Fame: Seven members of the College Football Hall of Fame (players Jack McDowall, Roman Gabriel, John Richter, Jim Donnan and Dennis Byrd and coaches Buck Shaw and Lou Holtz). Additionally, Gabriel is a member of the Pro Football Hall of Fame.

UNIVERSITY HIGHLIGHTS

- NC State is one of the nation’s preeminent research institutions, attracting top faculty and students from around the world and with nearly 35,000 students, NC State educates more North Carolinians than any other university.
- NC State and its alumni provide \$6.5 billion in annual economic impact for the state.
- U.S. News & World Report ranks NC State as one of the top five public university values in the country, and as a top-20 “up-and-comer,” recognizing its rising national profile.
- The Princeton Review and Washington Monthly also rate NC State among the top 5 best public university values.
- PayScale also ranks NC State first among N.C. public universities in average graduate mid-career salary.
- NC State’s Centennial Campus is the premier university research campus in the country, where industry and government partners work alongside faculty, staff and students in state-of-the-art facilities.
- NC State is home to Hunt Library, a world-class research library with more than one million volumes managed by a robotic book retrieval system. The library was just included on a list of “Most Spectacular Libraries in the World”.

2016 WOLFPACK BOWL ROSTER

ALPHABETICAL ROSTER							
No.	Name	Pos.	Ht.	Wt.	Cl.	Exp	Hometown (Last School)
50	Tony Adams	OG/C	6'2	315	Jr.	2VL	Charlotte, N.C. (Independence)
91	Asa Alexander	P	5'10	214	Fr.	HS	Greenville, N.C. (Rose)
54	Davion Allred	DE	6'0	228	*Jr.	SQ	Raleigh, N.C. (Millbrook)
15	Johnathan Alston	CB	6'0	203	Sr.	3VL	Bunn, N.C. (Bunn)
42	Dylan Autenrieth	TE	6'4	220	Fr.	HS	Dallas, Ga. (N Paulding)
92	Kyle Bambard	PK	5'8	190	So.	1VL	Wixom, Mich. (Walled Lake Western)
19	Bryce Banks	CB	6'2	184	Fr.	HS	Columbia, Mo. (Rock Bridge)
69	Evin Bellamy	DE	6'2	216	*Fr.	SQ	Leland, N.C. (N. Brunswick)
75	Hampton Billips	DE	6'7	247	*So.	SQ	Greensboro, N.C. (NW Guilford)
33	Brady Bodine	RB	5'10	200	*So.	1VL	Camp LeJeune, N.C. (Camp Lejeune NC)
24	Shawn Boone	SAF	5'10	201	Jr.	2VL	W. Palm Beach, Fla. (Dwyer)
73	Grant Bowman	DT	6'1	275	*So.	SQ	Wilmington, N.C. (Laney)
68	Troy Bowman	DT	6'3	271	Fr.	HS	Wilmington, N.C. (Laney)
10	Heath Boyd	RB	5'10	190	Fr.	HS	Wake Forest, N.C. (Wakefield)
65	Garrett Bradbury	OG	6'3	293	*So.	1VL	Charlotte, N.C. (Charlotte Christian)
29	Marquise Braxton	FB	6'1	216	*Fr.	RS	Greenville, N.C. (Rose)
52	Kendall Brown	OT	6'5	289	Fr.	HS	Jacksonville, Fla. (Trinity Christian)
36	William Brown III	CB	5'10	185	*Fr.	SQ	Raleigh, N.C. (Cardinal Gibbons)
91	Eurndraus Bryant	DT	6'1	325	So.	1VL	N. Charleston, S.C. (Ft. Dorchester)
73	Justin Chase	OT	6'5	277	Fr.	HS	Chesapeake, Va. (Great Bridge)
13	Bra'Lon Cherry	WR	5'11	191	Sr.	2VL	New Bern, N.C. (New Bern)
9	Bradley Chubb	DE	6'4	275	Jr.	2VL	Marietta, Ga. (Hillgrove)
6	Niles Clark	NIC	5'11	186	*Gr.	2VL	Marietta, Ga. (Lassiter)
90	A.J. Cole III	P	6'4	230	So.	1VL	College Park, Ga. (Woodward Academy)
48	Cole Cook	TE	6'6	250	Jr.	2VL	Carrollton, Ga. (Carrollton)
14	Woody Cornwell	QB	6'2	210	*So.	SQ	Lake Junaluska, N.C. (Tuscola)
31	Tyler Dabbs	WR	5'9	186	Fr.	HS	Eden, N.C. (Morehead)
38	Will Dabbs	SAF	5'10	192	Fr.	HS	Eden, N.C. (Morehead)
96	#Peter Daniel	OT	6'6	294	*Jr.	1VL	Raleigh, N.C. (Broughton)
26	Jacob Davis	RB	6'0	209	Jr.	SQ	Farmville, N.C. (Farmville Central)
21	Matthew Dayes	RB	5'9	203	Sr.	3VL	Ft. Lauderdale, Fla. (Cypress Bay)
46	Logan DeBoer	LB	6'1	226	Fr.	HS	Pittsburgh, Pa. (Montour/Fork Union)
43	Will Eason	WR	5'7	173	Fr.	HS	Charlotte, N.C. (Mallard Creek)
41	Clark Eyers	TE	6'5	252	*Sr.	SQ	Dunn, N.C. (Midway)
38	Miles Faison	WR	6'0	165	Fr.	HS	Greensboro, N.C. (Page)
4	Jerod Fernandez	LB	6'0	220	*Jr.	2VL	Sanford, Fla. (Lake Mary)
15	Ryan Finley	QB	6'4	200	*Gr. (So)	TR	Phoenix, Az. (Boise State/Paradise Valley)
75	Bryce Folsom	OL	6'4	281	Fr.	HS	Alpharetta, Ga. (Chattahoochee)
22	Johnny Frasier	RB	5'10	224	*Fr.	RS	Princeton, N.C. (Princeton)
90	Ben "Shug" Frazier	DT	6'3	310	Fr.	HS	Buford, Ga. (Buford)
4	Reggie Gallaspy II	RB	5'11	225	So.	1VL	High Point, N.C. (S. Guilford)
76	Harrison Gee	OL	6'3	277	Fr.	HS	Burlington, N.C. (Walter Williams)
13	J.J. Givens	CB	6'0	176	Fr.	HS	Richmond, Va. (Atlee)
80	Ben Grazen	WR	5'9	190	*Jr.	SQ	Cary, N.C. (Cardinal Gibbons)
84	Vernon Grier	WR	5'10	180	*Fr.	RS	Charlotte, N.C. (Mallard Creek)
57	Tyler Griffiths	LS	6'2	230	So.	1VL	Indian Trail, N.C. (Sun Valley)
3	Kelvin Harmon	WR	6'3	213	Fr.	HS	Palmyra, N.J. (Palmyra)
33	Connor Haskins	PK	5'8	176	*Gr.	TR	Lumberton, N.C. (Lumberton/UNC Pemb.)
98	B.J. Hill	DT	6'4	313	Jr.	2VL	Oakboro, N.C. (W. Stanley)
7	Nyheim Hines	WR	5'9	197	So.	1VL	Garner, N.C. (Garner)
55	Deonte Holden	DE	6'4	240	*So.	SQ	Landover, Md. (Dematha Catholic)
44	Ford Howell	LB	6'1	240	*Jr.	1VL	Memphis, Tenn. (University School/WFU)
99	Quentez Johnson	DT	6'2	330	*Fr.	RS	Ellenwood, Ga. (Cedar Grove)
11	Josh Jones	SAF	6'2	215	*Jr.	2VL	Walled Lake, Mich. (Walled Lake Western)
27	Justin Jones	DT	6'2	312	Jr.	2VL	Austell, Ga. (S. Cobb)
53	Tyler Jones	OT	6'3	300	*So.	1VL	Stone Mountain, Ga. (Stephenson)

NUMERICAL ROSTER		
No.	Name	Pos.
1	Jaylen Samuels	TE/FB
2	Mike Stevens	CB
2	Jalan McClendon	QB
3	Kelvin Harmon	WR
3	Germaine Pratt	LB
4	Jerod Fernandez	LB
4	Reggie Gallaspy II	RB
5	Nicholas Lacy	CB
5	Josh Taylor	QB
6	Niles Clark	NIC
6	Dylan Parham	QB
7	Nyheim Hines	WR
8	Maurice Trowell	WR
8	Dravious Wright	NIC
9	Bradley Chubb	DE
10	Freddie Phillips, Jr.	CB
10	Heath Boyd	RB
11	Josh Jones	S
12	Stephen Louis	WR
13	Bra'Lon Cherry	WR
13	J.J. Givens	CB
14	Dexter Wright	S
14	Woody Cornwell	QB
15	Johnathan Alston	CB
15	Ryan Finley	QB
16	Jakobi Meyers	QB
19	C.J. Riley	WR
19	Bryce Banks	CB
20	Trae Meadows	NIC
21	Matthew Dayes	RB
21	Nick McCloud	CB
22	Johnny Frasier	RB
22	Isaiah Stallings	S
24	Shawn Boone	S
25	Sean Paul	CB
26	Jacob Davis	RB
27	Justin Jones	DL
27	Dakwa Nichols	RB
29	Jack Tocho	CB
29	Marquise Braxton	FB
30	Gavin Locklear	WR
30	James Valdez	CB
31	Jarius Morehead	S
31	Tyler Dabbs	WR
32	Riley Nicholson	LB
33	Brady Bodine	RB
33	Connor Haskins	PK
34	Tiim Kidd-Glass	S
35	Kentavious Street	DT
36	Brock Miller	LB
36	William Brown	CB
37	Josh Sessoms	S
38	Will Dabbs	S
38	Miles Faison	WR
39	James Smith-Williams	DE
41	Clark Eyers	TE

No.	Name	Pos.	Ht.	Wt.	Cl.	Exp	Hometown (Last School)
79	Ben Kaiser	OL	6'3	270	*Jr.	TR	Pasadena, Ca. (Pasadena CC/S. Pasadena)
56	Bryce Kennedy	OG	6'3	305	*Gr.	2VL	Southern Pines, N.C. (Pinecrest)
34	Tim Kidd-Glass	SAF	6'1	202	Fr.	HS	Danville, Va. (George Washington)
5	Nicholas Lacy	CB	5'7	182	*Jr.	1VL	Pinehurst, N.C. (Pinecrest)
30	Gavin Locklear	WR	5'10	186	*Jr.	1VL	Apex, N.C. (Apex)
12	Stephen Louis	WR	6'2	215	*So.	1VL	W. Palm Beach, Fla. (Palm Beach Lakes)
97	Jackson Maples	PK	5'10	195	*So.	SQ	West End, N.C. (Pinecrest)
93	Tanner McCarthy	PK	5'8	182	*Fr.	RS	Wilson, N.C. (Fike)
2	Jalan McClendon	QB	6'5	212	*So.	SQ	Charlotte, N.C. (W. Mecklenburg)
21	Nick McCloud	CB	6'0	179	Fr.	HS	Rock Hill, S.C. (S. Pointe)
74	Emanuel McGirt, Jr.	OT	6'6	295	*Fr.	RS	Durham, N.C. (Hillside)
88	Pharoah McKever	TE	6'6	260	*Jr.	2VL	Tabor City, N.C. (S. Columbus)
20	Trae Meadows	NIC	6'2	190	Fr.	HS	Greensboro, N.C. (Dudley)
16	Jakobi Meyers	QB	6'2	188	*Fr.	RS	Lithonia, Ga. (Arabia Mountain)
36	Brock Miller	LB	6'3	228	Fr.	HS	Port St. Lucie, Fla. (Carroll Catholic)
58	Airius Moore	LB	6'0	237	Jr.	2VL	Beavercreek, Ohio (Beavercreek)
31	Jarius Morehead	SAF	6'1	213	*Fr.	RS	Whitsett, N.C. (E. Guilford)
87	Stephen Morrison	WR	5'11	201	*So.	SQ	Weddington, N.C. (Weddington)
86	Thaddeus Moss	TE/FB	6'2	249	Fr.	HS	Charleston, W.V., (Mallard Creek)
94	Monty Nelson	DT	6'2	315	Sr.	3VL	Plantation, Fla. (Plantation)
27	Dakwa Nichols	RB	5'9	195	*Jr.	2VL	Rockingham, N.C. (Rockingham)
32	Riley Nicholson	LB	6'0	229	So.	1VL	Kissimee, Fla. (Osceola)
60	Grant Pacanovsky	DT	6'0	265	Fr.	HS	Cary, N.C. (Green Hope)
6	Dylan Parham	QB	6'4	210	Fr.	HS	Raleigh, N.C. (Southeast)
25	Sean Paul	CB	5'11	192	*Jr.	1VL	Vero Beach, Fla. (Vero Beach)
10	Freddie Phillips, Jr.	CB	6'1	200	So.	SQ	Pelion, S.C. (Pelion)
53	David Pierson	LB	6'0	223	Fr.	HS	Wendell, N.C. (Jireh Prep)
3	Germaine Pratt	LB	6'3	230	Jr.	2VL	High Point, N.C. (Central)
70	Terronne Prescod	OG	6'5	338	*So.	1VL	Decatur, Ga. (Columbia)
50	Jackson Quiggle	LS	5'10	192	Fr.	HS	Sanford, N.C. (Southern Lee)
85	Jumichael Ramos	WR	6'2	200	Sr.	3VL	Lovejoy, Ga. (Lovejoy)
54	Will Richardson	OT	6'6	303	*So.	1VL	Burlington, N.C. (Cummings)
19	C.J. Riley	WR	6'4	195	Fr.	HS	Coconut Creek, Fla. (N. Broward Prep)
95	Tyrone Riley	DE	6'6	285	*Fr.	RS	Savannah, Ga. (Calvary Day School)
45	Darian Roseboro	DE	6'4	280	So.	1VL	Lincolnton, N.C. (Lincolnton)
89	Thomas Ruocchio	TE	6'3	245	Fr.	HS	Raleigh, N.C. (Cardinal Gibbons)
1	Jaylen Samuels	TE/FB	5'11	223	Jr.	2VL	Charlotte, N.C. (Mallard Creek)
66	Joe Scelfo	C	6'1	300	*Gr.	TR	Bogart, Ga. (South Alabama/N. Oconee)
71	Joe Sculthorpe	OL	6'3	290	Fr.	HS	Hampstead, N.C. (Topsail)
37	Josh Sessoms	SAF	6'2	198	*Sr.	2VL	Wilson, N.C. (Southern Nash)
48	Bryan Smith	LB	6'2	237	*Jr.	SQ	Oxford, N.C. (Webb)
39	James Smith-Williams	DE	6'4	235	*Fr.	RS	Raleigh, N.C. (Millbrook)
22	Isaiah Stallings	SAF	6'4	216	Fr.	HS	Fayetteville, N.C. (Terry Sanford)
83	Daeshawn Stephens	WR	6'1	212	Fr.	HS	Durham, N.C. (Hillside)
49	Matt Stevens	LB	6'0	212	Fr.	HS	Charlotte, N.C. (Hough)
2	Mike Stevens	CB	5'11	190	Jr.	2VL	Charlotte, N.C. (Davidson Day)
35	Kentavious Street	DE	6'2	278	Jr.	2VL	Greenville, N.C. (Rose)
5	Josh Taylor	QB	5'11	189	Sr.	SQ	New Bern, N.C. (New Bern)
29	Jack Tocho	CB	6'0	200	Gr.	3VL	Charlotte, N.C. (Independence)
8	Maurice Trowell	WR	5'11	191	*So.	1VL	Durham, N.C. (Southern Durham)
59	John Tu'uta	C	6'3	280	*Sr.	SQ	Fredericksburg, Va. (Fork Union)
30	James Valdez	CB	5'11	193	Fr.	HS	Orangeburg, S.C. (Orangeburg-Wilkinson)
72	Philip Walton, Jr.	OT	6'7	274	*Fr.	RS	Charlotte, N.C. (Charlotte Christian)
78	Aaron Wiltz	OT	6'5	300	*Fr.	RS	Baton Rouge, La. (Catholic)
67	Justin Witt	OL	6'6	288	Fr.	HS	Chicago, Ill. (Lincoln-Way West)
14	Dexter Wright	SAF	6'2	232	*So.	1VL	Wilson, N.C. (Hunt)
8	Dravious Wright	NIC	5'10	208	Sr.	3VL	Vero Beach, Fla. (Vero Beach)
* - indicates redshirt; # - Daniel wears No. 64 when he's in at OT							

No.	Name	Pos.
42	Dylan Autenrieth	TE
43	Will Eason	WR
44	Ford Howell	LB
45	Darian Roseboro	DE
46	Logan DeBoer	LB
48	Cole Cook	TE
48	Bryan Smith	LB
49	Matt Stevens	LB
50	Tony Adams	OG/C
50	Jackson Quiggle	LS
52	Kendall Brown	OT
53	Tyler Jones	OL
53	David Pierson	LB
54	Will Richardson	OT
54	Davion Allred	DE
55	Deonte Holden	DE
56	Bryce Kennedy	OG
57	Tyler Griffiths	LS
58	Airius Moore	LB
59	John Tu'uta	C
60	Grant Pacanovsky	DT
65	Garrett Bradbury	OG
66	Joe Scelfo	C
67	Justin Witt	OL
68	Troy Bowman	DT
69	Evin Bellamy	DE
70	Terrone Prescod	OG
71	Joe Sculthorpe	OL
72	Philip Walton, Jr.	OT
73	Justin Chase	OT
73	Grant Bowman	DL
74	Emanuel McGirt, Jr.	OL
75	Hampton Billips	DE
75	Bryce Folsom	OL
76	Harrison Gee	OL
78	Aaron Wiltz	OT
79	Ben Kaiser	OL
80	Ben Grazen	WR
83	Daeshawn Stephens	WR
84	Vernon Grier	WR
85	Jumichael Ramos	WR
86	Thaddeus Moss	TE/FB
87	Stephen Morrison	WR
88	Pharoah McKever	TE
89	Thomas Ruocchio	TE
90	A.J. Cole III	P
90	Shug Frazier	DT
91	Eurndraus Bryant	DL
91	Asa Alexander	P
92	Kyle Bambard	PK
93	Tanner McCarthy	PK
94	Monty Nelson	DT
95	Tyrone Riley	DE
96	Peter Daniel	OT
97	Jackson Maples	PK
98	B.J. Hill	DT
99	Quentez Johnson	DT

NC STATE DEPTH CHART

OFFENSE

Pos.	No.	Name	Hgt.	Wgt.	Class	Hometown
LT	53	Tyler Jones	6'3	300	RS - So.	Stone Mountain, Ga.
	64	Peter Daniel	6'6	294	Jr.	Raleigh, N.C.
LG	65	Garrett Bradbury	6'3	293	RS - So.	Charlotte, N.C.
	56	Bryce Kennedy	6'3	305	RS - Gr.	Southern Pines, N.C.
C	66	Joe Scelfo	6'1	300	RS - Gr.	Bogart, Ga.
	59	John Tu'uta	6'3	280	RS - Sr.	Fredericksburg, Va.
RG	50	Tony Adams	6'2	315	Jr.	Charlotte, N.C.
	70	Terronne Prescod	6'5	338	RS - So.	Decatur, Ga.
RT	70	Terronne Prescod	6'5	338	RS - So.	Decatur, Ga.
	or 54	Will Richardson	6'6	303	RS - So.	Burlington, N.C.
FB	1	Jaylen Samuels	5'11	223	Jr.	Charlotte, N.C.
	86	Thaddeus Moss	6'4	247	Fr.	Charleston, W.V.
Y	48	Cole Cook	6'6	250	Jr.	Carrollton, Ga.
	41	Clark Eyers	6'5	252	RS - Sr.	Dunn, N.C.
	88	Pharoah McKeever	6'6	260	RS - Jr.	Tabor City, N.C.
Z	13	Bra'Lon Cherry	5'11	191	Sr.	New Bern, N.C.
	30	Gavin Locklear	5'10	186	RS - Jr.	Apex, N.C.
X	12	Stephen Louis	6'2	215	RS - So.	W. Palm Beach, Fla.
	3	Kelvin Harmon	6'3	196	Fr.	Palmyra, N.J.
H	7	Nyheim Hines	5'9	197	So.	Garner, N.C.
	8	Maurice Trowell	5'11	191	RS - So.	Durham, N.C.
	16	Jakobi Meyers	6'2	188	RS - Fr.	Lithonia, Ga.
QB	15	Ryan Finley	6'4	200	RS - So.	Phoenix, Az.
	2	Jalan McClendon	6'5	212	RS - So.	Charlotte, N.C.
RB	21	Matt Dayes	5'9	203	Sr.	Ft. Lauderdale, Fla.
	27	Dakwa Nichols	5'9	195	RS - Jr.	Rockingham, N.C.
	4	Reggie Gallaspy II	5'11	225	So.	High Point, N.C.

DEFENSE

FE	45	Darian Roseboro	6'4	280	So.	Lincolnton, N.C.
	or 35	Kentavius Street	6'2	278	Jr.	Greenville, N.C.
T	27	Justin Jones	6'2	312	Jr.	Austell, Ga.
	91	Eurndraus Bryant	6'1	323	So.	N. Charleston, S.C.
N	98	B.J. Hill	6'4	313	Jr.	Charlotte, N.C.
	94	Monty Nelson	6'2	315	Sr.	Plantation, Fla.
BE	9	Bradley Chubb	6'4	275	Jr.	Marietta, Ga.
	39	James Smith-Williams	6'4	234	RS - Fr.	Raleigh, N.C.
MLB	4	Jerod Fernandez	6'0	220	RS - Jr.	Sanford, Fla.
	44	Ford Howell	6'1	240	RS - Jr.	Memphis, Tenn.
WLB	58	Airius Moore	6'0	237	Jr.	Beavercreek, Ohio
	32	Riley Nicholson	6'0	229	So.	Kissimmee, Fla.
NIC	8	Dravious Wright	5'10	208	Sr.	Vero Beach, Fla.
	6	Niles Clark	5'11	186	RS - Gr.	Marietta, Ga.
LC	29	Jack Tocho	6'0	200	Gr.	Charlotte, N.C.
	21	Nick McCloud	6'2	175	Fr.	Rock Hill, S.C.
SS	24	Shawn Boone	5'10	201	Jr.	W. Palm Beach, Fla.
	31	Jarius Morehead	6'1	213	RS - Fr.	Whitsett, N.C.
FS	11	Josh Jones	6'2	215	RS - Jr.	Walled Lake, Mich.
	14	Dexter Wright	6'2	225	RS - So.	Wilson, N.C.
RC	2	Mike Stevens	5'11	190	Jr.	Charlotte, N.C.
	10	Freddie Phillips, Jr.	6'1	200	So.	Pelion, S.C.

SPECIALISTS

PK	33	Connor Haskins	5'8	176	RS - Gr.	Lumberton, N.C.
	92	Kyle Bambard	5'8	190	So.	Wixom, Mich.
P	90	A.J. Colle III	6'4	230	So.	College Park, Ga.
SN	57	Tyler Griffiths	6'2	230	So.	Indian Trail, N.C.
KO	92	Kyle Bambard	5'8	190	So.	Wixom, Mich.
KOR	7	Nyheim Hines	5'9	197	So.	Garner, N.C.
PR	13	Bra'Lon Cherry	5'11	191	Sr.	New Bern, N.C.

CAREER STARTS

Player	13	14	15	16	Total
Tony Adams, OG	-	9	13	12	34
Johnathan Alston, WR	0	6	4	-	10
Kyle Bambard, PK	--	--	13	7	20
Shawn Boone, SS	-	0	2	11	13
Garrett Bradbury, OT	-	-	-	12	12
Bra'Lon Cherry, WR	1	7	8	6	22
Bradley Chubb, DE	--	--	13	12	25
Niles Clark, Nick	--	0	0	1	1
A.J. Cole, III, P	--	--	13	12	25
Cole Cook, TE	--	2	4	8	14
Matt Dayes, HB	0	4	8	12	24
Clark Eyers, TE	-	-	1	1	2
Jerod Fernandez, LB	-	10	8	11	29
Ryan Finley, QB	-	-	-	12	12
Reggie Gallaspy, T	--	--	1	-	1
Kelvin Harmon, WR	-	-	-	4	4
Connor Haskins, PK	-	-	-	5	5
B.J. Hill, DT	--	5	13	12	30
Nyheim Hines, WR/TB	--	--	4	5	9
Josh Jones, SS	--	8	11	12	31
Justin Jones, DT	--	0	3	12	15
Tyler Jones, OG	--	--	6	12	18
Bryce Kennedy, OG	0	0	1	-	1
Stephen Louis, WR	--	2	-	9	11
Pharoah McKeever, TE	--	2	-	1	3
Airius Moore, LB	--	4	13	12	29
Jarius Morehead, SS	--	--	--	2	2
Thaddeus Moss, TE	--	--	--	3	3
Monty Nelson, DT	5	5	1	-	11
Dakwa Nichols, RB	--	0	2	-	2
Riley Nicholson, LB	--	--	4	1	5
Germaine Pratt, S	--	1	-	-	1
Terrone Prescod, OG/T	--	--	0	3	3
Jumichael Ramos, WR	2	0	7	-	9
Will Richardson, OT	--	--	9	9	18
Darian Roseboro, DE	--	--	0	1	1
Jaylen Samuels, FB	--	2	10	9	21
Joe Scelfo, C	-	-	-	12	12
Mike Stevens, CB	--	0	10	12	22
Kentavius Street, DT	--	0	9	11	20
Jack Tocho, CB	7	13	3	12	35
Maurice Trowell, WR	--	--	7	1	8
Dra. Wright, Nick	--	12	13	11	36

PRONUNCIATION CHART

Dave Doeren	DOOR in
Brady Bodine	beau DEEN
Eurndraus Bryant	ahn DRAY us
Bra'Lon Cherry	BRAY luhn
Jerod Fernandez	JEHR uhd
Reggie Gallaspy	Gahl LASS bee
Nyheim Hines	nie HEEM
Deonte Holden	dee AHN tay
Stephen Louis	steff AHN LOO iss
Jalan McClendon	JAY lahn
Pharoah McKeever	FAIR row mac KEE vehr
Jakobi Meyers	jah KOH bee
Airius Moore	AIR ee us
Jarius Morehead	JAIR ee us
Dakwa Nichols	dah QUAY
Terronne Prescod	TERR ahn PRESS cod
Jaylen Samuels	JAY lenn
Joe Scelfo	SELL fo
Kentavius Street	ken TAY vee us
Jack Tocho	TOE choe
John Tu'uta	tuh EW tuh
Maurice Trowell	TROU uhl
Dravious Wright	DRAY vee us

PLAYER BIOS



50 TONY ADAMS, OG

6'2 / 315 / Junior
Charlotte, N.C. (Independence)

AS A JUNIOR (2016):

- A second-team All-ACC performer in 2016 on the media and coaches' teams.
- Most experienced starter (at NC State) on the offense with 34 career starts.
- Has played 97% of the team's offensive snaps in 2016. He did not allow a sack and tallied 31 knockdown blocks.
- Was on the preseason watch list for the Wuerffel Trophy.
- Missed much of spring and part of summer workouts with an injury.

AS A SOPHOMORE (2015):

- Played every snap during ACC action.
- Recipient of the team's Community Service Award for 2015.
- The most experienced sophomore on the team in terms of snaps played, he has also saw action at center.
- On the preseason 'watch' list for the Wuerffel Trophy.

AS A FRESHMAN (2014):

- Started nine games at right guard, he also saw time at center.
- Started more contests than any other true freshman.
- Moved into the starting lineup at RG in the fourth game of the season - he worked at center during spring drills.
- Enrolled at NC State for the 2014 spring semester, he graduated from high school early.
- Earned the offensive Philip Rivers Award for Freshman of the Year.
- An Academic All-ACC performer.

IN HIGH SCHOOL:

- Played center, OT and DT and was team captain for coach Joe Evans.
- Team posted an 8-5 record during senior season and advanced to the second round of the NC 4AA state playoffs.
- Honors: All-Mecklenburg County by the Charlotte Observer and a three-time all-conference performer.
- Played his junior season at left tackle, earning all-conference honors.
- Junior Stats: 56 tackles, 3.5 sacks as a junior.
- Rankings: No. 7 center nationally by scout.com. No. 46 offensive guard nationally by ESPN.com.
- Personal: Moved from Boston prior to his sophomore year. Began playing competitive tennis at the age of two, and was the No. 1 player for Independence. Father, Carl Adams, was the head wrestling coach at Boston University for more than three decades. Majoring in sport management

2016 Adams Game by Game Stats

Opponent	PI	KD	Sk Allowed
*W&M	81	2	0
*@ ECU	66	2	0
*ODU	62	3	0
*WFU	80	3	0
*ND	64	4	0
*@ Clemson	59	1	0
*@ Louisville	62	2	0
*BC	67	2	0
*FSU	86	2	0
*@ Syracuse	59	4	0
*Miami	76	1	0
*@ UNC	72	5	0

Adams Career Stats

Year	GP-GS	Ply	KD	Sk Allow
2014	12-9	635	NA	NA
2015	13-13	940	NA	NA
2016	12-12	834	31	0
Totals	37-34	2,409	NA	NA



92 KYLE BAMBARD, PK

5'8 / 190 / Sophomore
Walled Lake, Mich. (Walled Lake Western)

AS A SOPHOMORE (2016):

- Started seven games this season, he handled the kickoff duties in all but four games.
- Connected on a career-long 48-yarder in the win over Wake Forest.

AS A FRESHMAN (2015):

- Starting placekicker for the entire season.
- Set a school record with nine PATs in the win at South Alabama.
- Struggled early in the season on field goals, hitting just three of his first nine attempts, but was good on four of his last five - only missing from 46 yards - in the second half of the year.
- Signed with the Wolfpack in February of 2014. He enrolled at NC State for the 2015 spring semester and participated in spring drills.

IN HIGH SCHOOL:

- Played quarterback and handled all kicking duties for coach Michael Zdebski.
- Helped team to a 9-2 record as a senior, including 5-0 in conference play. The team advanced to the district finals of the state playoffs.
- Posted a 29-6 record as a starting quarterback.
- Also played high school baseball, hitting .435 during his sophomore year.
- Career Stats: Converted 130-of-138 extra points. Of his 144 career kickoffs, 90 went for a touchback. Threw for 4,268 yards and 48 TDs and rushed for 2,680 yards and 20 TDs.
- Senior Stats: Made 11-of-18 field goals and averaged 37.3 yards on 27 punts. Converted 47 of 48 PAT attempts. Completed 112-of-188 passes (.596) for 1,721 yards with 21 TDs and only five INTs. Also rushed for 1,458 yards (average of 9.7 per carry) and 14 TDs.
- Personal: High school teammate of safety Josh Jones. Majoring in sport management.
- Rankings: No. 9 kicker nationally by Chris Kohl and No. 15 by Kornblue Kicking in the 2014 rankings. No. 12 kicker nationally and the No. 16 player in Michigan by ESPN.com in 2014 rankings.

2016 Bambard Game by Game Stats									
Opponent	PAT	Made	Missed	Blk	KO	TB	OB	Punt	
W&M	4-5	-	-		2	0	0	0	
@ ECU	3-3	30	-		6	2	1	0	
*ODU	7-7	-	-		6	1	0	0	
*WFU	3-4	20, 48	-		7	0	0	0	
*ND	1-1	38	31						
*Clemson	2-2	28	43, 37, 33	1					
*@ Louisville	1-2	-	-						
*BC	2-2	-	-						
*FSU	1-1	-	31		4	0	0		
@ Syracuse					6	4	0		
Miami					4	1	0		
@UNC					5	1	0		

Bambard Career Stats									
Year	GP-GS	FG	FGA	0-29	30-39	40-49	50+	LG	PAT
2015	13-13	7-14	1-1	6-9	0-4	0	36	54-56	1
2016	10-7	5-10	2-2	2-6	1-2	0	48	24-27	40
Totals	23-20	12-24	3-3	8-15	1-6	0	48	78-83	41



24 SHAWN BOONE, SS

5'10 / 202 / Junior
Palm Beach Gardens, Fla. (Dwyer)

AS A JUNIOR (2016):

- Tallied a career-high 10 tackles at No. 7 Louisville - tied for the team lead.
- Ranks fourth on the team in tackles.

- Has two recovered fumbles in 2016 - that mark ranks 4th in the ACC and tied for 26th in the FBS. Returned one fumble 70 yards at No. 3 Clemson.

- Missed the first half of the Notre Dame game after a targeting foul vs. Wake Forest.

AS A SOPHOMORE (2015):

- Missed the game at Boston College with an injury, came back versus Florida State but was injured again and missed the last two games of the season.
- Started the last two games when he was healthy at SS after spending much of his time at nickel in the previous three contests.

AS A FRESHMAN (2014):

- Steady performer on special teams, ranking second in special teams tackles.
- Saw action from scrimmage in eight contests.
- Made the first play of the season for NC State - a tackle on the opening kickoff return.

IN HIGH SCHOOL:

- Played at William T. Dwyer High School for coach Jack Daniels.
- Three-year starter who helped lead team to a 15-0 record and the Florida 7A state title as a senior. Team finished season ranked 12th nationally.
- Senior Stats: 89 tackles, including 11 for loss and two interceptions. Recorded five tackles in the state title game.
- Honors: Two-time All-county performer. All-state as a senior, as well as a team captain.
- Rankings: No. 3 player in Palm Beach County by Sun Sentinel. No. 82 safety nationally by ESPN.com.
- Personal: A communication major. Attended same HS as former Wolfpack QB Jacoby Brissett.

2016 Boone Game by Game Stats									
Opponent	Pl	Ht	Ast	Tot	TFL-Yd	PBU	QPCF/RF		
*W&M	43	2	1	3					
*@ ECU	79	4	3	7				1/0	
*ODU	48	1	2	3					
*WFU	56	1	5	6					
ND	33	0	0	0					
*@ Clemson	90	2	4	6				0/1-70	
*@ Louisville	73	6	4	10				0/1	
*BC	83	1	6	7				1	
*FSU	66	5	2	7		2			
*@ Syracuse	51	3	0	3					
*Miami	72	3	4	7					
*@ UNC	69	3	2	5					

Boone Career Stats									
Year	GP-GS	Pl	Ht	Ast	Tot	TFL	Sk	PBU	CF/RF
2014	13-0	59	9	7	16	0.5-0	0-0	1	1/0
2015	9-2	199	9	4	13	2-3	1-2	0	1/1
2016	12-11	763	31	33	64	0-0	0-0	2	1/2
Totals	34-13	1,021	49	44	93	2.5-3	1-2	3	3/3



65 GARRETT BRADBURY, OG

6'3 / 293 / RS - Sophomore
Charlotte, N.C. (Charlotte Christian)

AS A RS-SOPHOMORE (2016):

- Earned his first career start in the season opener and has started every game this season.

- Has seen action in 92% of the Pack's total offensive snaps in 2016.
- Earned the team's Earle Edwards Award for highest GPA.

AS A RS-FRESHMAN (2015):

- Missed spring workouts of 2015 with an injury, then moved to offensive guard during fall camp.
- Suffered an injury in the opener and missed the next two contests, he saw action mainly on special teams for the remainder of the season.
- Named to the 2014-15 ACC Academic Honor Roll.

AS A FRESHMAN (2014):

- Redshirted the season at tight end.

IN HIGH SCHOOL:

- Played tight end and defensive end for coach Jason Estep.
- Team posted a 12-0 mark in 2013 and won the North Carolina Independent Schools Athletic Association state title in 2012 and 2013.
- Career Stats: 53 catches for 918 yards and 12 touchdowns.
- Senior Stats: 17 receptions for 360 yards and six touchdowns. 67 tackles, including 13 tackles for loss and five sacks.
- Junior Stats: 18 receptions for 325 yards and four touchdowns.
- Rankings: No. 58 TE nationally by scout.com, No. 54 by ESPN.com.
- Personal: Father, Tim, played atE. Wa shington. A agri-business management major.

2016 Bradbury Game by Game Stats			
Opponent	Pl	KD	Sk Allowed
*W&M	81	3	1
*@ ECU	65	0	0
*ODU	70	3	0
*WFU	78	3	0
*ND	64	6	0
*Clemson	74	3	1
*@ Louisville	63	3	0
*BC	64	0	0
*FSU	53	1	0
*@ Syracuse	74	8	0
*Miami	49	0	0
*@ UNC	72	2	0

Bradbury Career Stats			
Year	GP-GS	Ply	KD
2015	9-0	36	NA
2016	11-11	807	33
Totals	20-11	843	NA



91 EURNDRAUS BRYANT, DT

6'1 / 325 / Sophomore
N. Charleston, S.C. (Ft. Dorchester)
Pronunciation: ahn DRAY us

AS A SOPHOMORE (2016):

- Top sub at defensive tackle.
- Missed the ODU game with an injury.

AS A FRESHMAN (2015):

- One of two true freshmen to see action on the defensive line.

IN HIGH SCHOOL:

- Team posted a 12-3 record and advanced to the South Carolina Class AAAA-Division I state semifinals.
- Senior Stats: 65 tackles, including 20 tackles for loss and six sacks for Coach Steve Laprad.
- Honors: Played in the 2014 Shrine Bowl. An all-region performer in baseball, he led his team in batting average (.490) while playing left field.
- Rankings: No. 81 defensive tackle in nation by scout.com.
- Personal: Enrolled in exploratory studies. An all-region baseball player in high school, he led his team in batting average (.490) while playing LF.

2016 Bryant Game by Game Stats									
Opponent	Pl	Ht	Ast	Tot	TFL	Sk	QP	PBU	CF/RF
W&M	13	1	1	2					
@ ECU	26	2	1	3	1-2				
ODU					DNP - Injured				

WFU	28	0	0	0					
ND	19	0	1	1					
@ Clemson	35	0	1	1					
@ Louisville	41	3	0	3	1-5	1-5			
BC	26	0	0	0					
FSU	23	0	0	0			1		
@ Syracuse	19	1	0	1	1-1				
Miami	27	1	0	1					
@ UNC	27	0	0	0					

Bryant Career Stats									
Year	GP-GS	Ply	Ht	Ast	Tot	TFL	SK	CF/RF	QP
2015	13-0	102	4	4	8	2-8	1-5	0/1	
2016	11-0	284	8	4	12	3-8			1
Totals	24-0	386	12	8	20	5-16	1-5	0/1	1



13 BRA'LOH CHERRY, WR

5'11 / 191 / Senior
New Bern, N.C. (New Bern)
Pronunciation: BRAY luhn

AS A SENIOR (2016):

- Ranks 11th in school history with a 10.3 yard career punt return average. His 484 career punt return yards rank 8th in school history.
- Turned in his first 100-yard receiving game against Boston College (3-105).
- Pulled in a career-high of seven catches to lead the team at Syracuse.
- Had a career-long 79 yard reception vs. Boston College.

AS A JUNIOR (2015):

- An honorable mention All-ACC performer as a returner.
- Named the team's Most Valuable Special Teams Player for 2015.
- Ranked third in the ACC, 12th in FBS in punt return average (13.3) - that average ranks 9th in school history. His 358 PR yards is 3rd-best single season mark.
- Scored a touchdown on a 52-yard return in the win at Wake Forest.
- Had four returns for 74 yards in the second game of the season against ECU - more yards than the entire team had in 2014.

AS A SOPHOMORE (2014):

- Tied as the third-leading receiver on the team (27 catches for 354 yards).
- Tied for third on the squad in touchdown scoring with five for the season - he had a pair in the season opener.

AS A FRESHMAN (2013):

- Played in the first nine games of the season, he started vs. Richmond.
- Suffered a season-ending injury at Duke.
- Signed with the Pack in late December of 2012 and enrolled for the 2013 spring semester.

IN HIGH SCHOOL:

- Played WR and DB for coach Bobby Curlings.
- Helped lead his team to the NC 4A state championship and a perfect 15-0 record. In the title game, had four catches for 89 yards and four rushes for 56 yards and a score in a 39-38 comeback win over Porter Ridge.
- Honors: An NCPreps.com all-state selection on defense .
- Senior Stats: 39 catches for 795 yards and nine TDs; 46 tackles, 24 PBU's and four INTs (two for touchdowns); Also returned two kickoffs and a punt for touchdowns.
- Personal: A sport management major.

2016 Cherry Game by Game Stats									
Opponent	Pl	Rec	Yds	TD	LP	Rush	KOR	PR-Yds	
*W&M	39	3	36	1	16	0-0	0-0	1-13	
*@ ECU	55	4	44	0	22	0-0	0-0	1-2	
ODU	31	2	22	0	12	0-0	0-0	0-0	
*WFU	44	2	17	0	17	0-0	0-0	3-11	
ND	48	1	13	0	13	0-0	0-0	1-0	
@ Clemson	47	1	4	0	4	0-0	0-0	0-0	
@ Louisville	28	0	0	0	-	0-0	0-0	0-0	
BC	37	3	105	1	79	0-0	0-0	2-0	
*FSU	61	3	56	1	28	0-0	0-0	0-0	
@ Syracuse	40	7	85	0	23	0-0	0-0	1-(1)	
Miami	32	2	14	0	9	0-0	0-0	2-31	
*@ UNC	60	1	14	0	14	0-0	0-0	1-3	

Cherry Career Stats									
Year	GP-GS	Pl	Rec	Yds	TD	LG	Rush	PR	KOR
2013	9-1	150	8	68	0	19		4-35-0	9-152
2014	13-8	414	27	354	3	49	6-40-2	4-32-0	0-0
2015	13-7	444	21	263	0	36	2-(3)-0	27-358-1	3-102
2016	12-5	522	29	410	3	79	0-0	12-59-0	2-0
Totals	47-21	1,530	85	1,095	6	79	8-37-2	47-484-1	14-254



9 BRADLEY CHUBB, DE

6'4 / 275 / Junior
Powder Springs, Ga.. (Hillgrove)

AS A JUNIOR (2016):

- Leads the FBS in tackles for loss. Ranks fifth in the league and 23rd nationally in sacks.
- Named the team's Defensive MVP for 2016.
- Has 21 tackles for loss this season, the second-best mark in school history. Only No. 1 NFL draft pick Mario Williams had more in a season for the Pack.
- 33 career TFLs is tied for 12th in the Wolfpack record book.
- Had a season high four TFLs in the win at Syracuse.
- Named the ACC Defensive Lineman of the Week for the Notre Dame win and was a second-team All-ACC performer.
- Elected a team captain for the season.
- Chosen to wear Mario Williams' honored No. 9 jersey.
- Added 25 lbs in the past year.

- Named to the preseason watch list for the Bednarik Award.

AS A SOPHOMORE (2015):

- Started every game at defensive end, he was the second-leading tackler on the squad with 69 stops, ranked second in tackles for loss (12) and in sacks (5.5).
- Co-recipient of the team's Carey Brewbaker Award for defensive lineman of the year.
- Named the ACC Defensive Lineman of the Week for the Boston College game after he led the team in tackles with nine in the win. He also tallied five tackles for loss - tied as the 10th best mark in school history.
- Team leader for 2015 with three forced fumbles.
- Moved to defensive end during 2015 spring drills and quickly moved up the depth chart.

AS A FRESHMAN (2014):

- Talented young linebacker who saw action mainly on special teams, from scrimmage in three contests.

IN HIGH SCHOOL:

- Played defensive end for coach Phillip Ironside. His senior squad finished 11-2 and reached the Georgia 6A quarterfinals.
- Honors: Played in the Cobb County All-Star Senior Bowl - he recorded a sack and returned an INT 40 yards for a TD in that game.
- Rankings: No. 82 player in Georgia by rivals.coms. No. 49 OLB nationally by ESPN.com.
- Personal: Father Aaron played at Georgia and brother Brandon played linebacker at Wake Forest (Detroit Lions). Cousin Nick currently plays RB at Georgia. Enrolled in exploratory studies.

2016 Chubb Game by Game Stats													
Opponent	Pl	Ht	Ast	Tot	TFL	Sk-Yd	QP	PBU	CF/RF	BK	INT		
*W&M	32	2	2	4									
*@ ECU	51	0	2	2	1-2			2					
*ODU	31	3	1	4	2-4								
*WFU	47	3	0	3	2-12	2-12				1/0			
*ND	54	3	2	5	3.5-15	3-13							
*@ Clemson	77	2	6	8			1						
*@ Louisville	55	4	1	5	2.5-9	1-6	1						
*BC	60	4	3	7	0.5-1					1/0			
*FSU	49	1	1	2	1.5-8								
*@ Syracuse	41	4	4	8	4.5-16	2-11							
*Miami	61	3	0	3	2-9	1-8	1						
*@ UNC	58	2	2	4	1.5-4	0.5-3	2			0/1			

Chubb Career Stats											
Year	GP-GS	Pl	Hit	Ast	Tot	TFL	Sk-Yd	CF/RF	QP	PBU	BKINT
2014	11-0	17	1	2	3						
2015	13-13	630	29	40	69	12-46	5.5-32	3/0	8	1	11-0
2016	12-12	616	31	24	55	21-80	9.5-53	2/0	7		
Totals	36-25	1,263	61	66	127	33-126	15-85	5/0	15	1	11-0



6 NILES CLARK, NICKEL

5'11 / 186 / RS - Graduate

Marietta, Ga. (Lassiter)

AS A RS - SENIOR (2016):

- Earned his first career start in the win over Wake Forest.
- Blocked a kick in the win over Old Dominion

AS A RS - JUNIOR (2015):

- Co-recipient of the team's Alpha Rising Award - given to the most improved player.
- Played 73 percent of his total snaps for the season in the last six games.
- Picked off his first career pass at Florida State.
- Played nickel in the last six contests of 2015, he had previously seen action at corner.

AS A RS - SOPHOMORE (2014):

- Reserve cornerback.
- Saw action in 216 snaps from scrimmage - 160 of those were in the last five games.
- Posted a season-high four tackles in the regular season finale at UNC.

AS A RS - FRESHMAN (2013):

- Saw action in nine games, mainly at the nickel.

AS A FRESHMAN (2012):

- Redshirted the season.

IN HIGH SCHOOL:

- Team advanced to the state semifinals under coach Jep Irwin.
- Honors: Named to the Cobb County Touchdown Club's all-defensive team and named all-county. Played in the Georgia North-South game.
- Senior Stats: 40 tackles and four interceptions.
- Personal: Earned his degree in sport management in May.

2016 Clark Game by Game Stats											
Opponent	Pl	Ht	Ast	Tot	TFL	PBU	CF/RF	QP	Blk	Kk	
W&M	22	0	2	2							
@ ECU	34	3	0	3							
ODU	24	2	1	3							1
*WFU	28	3	1	4		1					
ND	27	0	0	0		1					
@ Clemson	38	3	1	4	1-5		1/0				
@ Louisville	39	1	0	1					1		
BC	22	1	0	1							
FSU	24	1	0	1							
@ Syracuse	26	2	0	2							
Miami	18	0	1	1							
@ UNC	31	1	0	1	1-6						

Clark Career Stats										
Year	GP-GS	Pl	Hit	Ast	Tot	TFL	PBU	Int	Blk	CF
2013	9-0	90	1	1	2		2	0-0		
2014	13-0	216	10	2	12	1-2	3	0-0		
2015	13-0	267	19	5	24	1-3	1	2-0		
2016	12-1	333	17	6	23	1-11	2		1	1
Totals	47-1	906	47	14	61	3-16	8	2-0	1	1



90 A.J. COLE, III, P
6'4 / 240 / Sophomore
College Park, Ga. (Woodward Academy)

AS A SOPHOMORE (2016):

- Career punting average of 41.3 ypp ranks sixth in school history.
- Ranks 16th in school history with 112 career punts, 15th in yards with 4,665.
- Was on the Watch List for the Ray Guy Award.
- Has two punts of 60+ yards this season.

- Posted an impressive 37 yd. average while punting in a driving rain in the win over Notre Dame.

- Boomed a 61-yarder at ECU and tied his career high with a 72-yarder versus Wake Forest.

- Has 23 boots of over 50 yards for his career.

- Earned the team's Community Service Award for 2016.

AS A FRESHMAN (2015):

- Ranked fifth in the ACC in punting average in the conference-games-only stats with a 43.1 avg.
- Placed 28 punts inside the 20 last season - tied as the fourth-best mark in the ACC. 10 were inside the 10.
- Kicked a 50+ yarder in 8 contests.
- Booted a 72 yard punt in the win at Boston College - that was the ninth-longest punt in school history and the longest since Austin Herbert had a 76-yarder vs. UConn in 2003.
- Posted a 50.6 yard average against Clemson - the 9th best mark in school history.
- Placed four punts inside the 20 - 2 inside the 10 - in the win at Old Dominion. Also put four inside the 20 in the wins at Wake Forest and Boston College.
- Signed with the Wolfpack in February of 2014. He enrolled at NC State for the 2015 spring semester and participated in spring drills.
- Punted nine times in the Kay Yow Spring Football Game, posting a 42.4 yard average.

IN HIGH SCHOOL:

- The punter and kicker for coach John Hunt, he also saw action at tight end and defensive end.
- Helped lead team to a 9-3 record as a senior and the quarterfinals of the Georgia 3A state playoffs.
- Also played high school basketball.
- Senior Stats: Averaged 40.1 yards per punt on his 26 punts as a senior. Converted 7-of-9 field goal attempts and 33-of-38 extra point tries for 54 points. Of his 42 kickoffs, 32 were touchbacks.
- Honors: Named to the 2013 Atlanta Journal Constitution's All-Metro team. Also named all-region and second-team all-state.
- Rankings: No. 13 punter in the country by Kohl's Kicking in the 2014 rankings. No. 5 kicker nationally and No. 70 player in Georgia by rivals.com and the No. 19 kicker nationally by ESPN.com in 2014 rankings.
- Personal: Has spent his last three spring breaks on a mission trip to a school in Kenya. An engineering major.

2016 Cole Game by Game Stats									
Opponent	Punt	Yds	Avg	LG	TB	FC	I20	BK	
*W&M	2	80	40.0	41	0	1	0	0	
*@ ECU	2	104	52.0	61	0	0	1	0	
*ODU	2	95	47.5	54	0	0	1	0	
*WFU	4	218	54.5	72	1	2	1	0	
*ND	4	148	37.0	42	1	0	0	0	
*@ Clemson	3	116	38.7	46	0	1	1	0	
*@ Louisville	6	256	42.7	56	0	4	2	1	
*BC	6	226	37.7	46	0	3	3	0	
*FSU	4	129	32.2	36	0	3	2	0	
*@ Syracuse	3	112	37.3	44	0	0	0	0	
Miami	5	196	39.2	44	1	3	1	0	
@ UNC	5	235	47.0	52	1	2	2	0	

Cole Career Stats										
Year	GP-GS	Punt	Yds	Avg	LG	TB	FC	I20	+50	BK
2015	13-13	66	2,750	41.7	72	6	26	28	14	0
2016	12-12	46	1,915	41.6	72	4	19	14	9	1
Totals	25-25	112	4,665	41.3	72	10	45	42	23	1



48 COLE COOK, TE
6'6 / 250 / Junior
Carrolton, Ga. (Carrollton)

AS A JUNIOR (2016):

- Missed the Miami game with an injury.

- Elected to serve as a team captain in 2016.

- Caught his first career TD pass versus ODU.

- Earned the team's Al Michaels Award for putting team before self.

AS A SOPHOMORE (2015):

- Served as team captain for the ODU, Clemson and BC games, he started four contests.
- Earned the team's Bob Warren Award for integrity and sportsmanship.

AS A FRESHMAN (2014):

- Saw action in all 13 games, starting two contests.
- In for a season-high 40 snaps in the win at UNC.
- Named to the 2014-15 ACC Academic Honor Roll.

IN HIGH SCHOOL:

- Played for 2013 4A state runner-up Carrollton, the team posted a 13-2 mark during his senior campaign.
- Senior Stats: Had four catches for 71 yards and a TD in a run-first offense (team rushed 535 times vs. 115 pass attempts). Played 1,591 snaps.
- Honors: 2013 4A all-state selection of Atlanta Journal Constitution. Top performer at the Valdosta MVP Camp.
- Rankings: No. 30 tight end nationally by scout.com. No. 26 tight end nationally and No. 48 player in Georgia by ESPN.com.
- Personal: Enrolled in exploratory studies. Mother (Kelli Casteel) was an All-American basketball player for Pat Summitt at Tennessee. Father (Stan) was drafted by the Atlanta Braves.

2016 Cook Game by Game Stats						
Opponent	Pl	Rec	Yds	TD	LP	
W&M	37	1	6	0	6	
*@ ECU	26	0	0	0	-	
*ODU	33	1	8	1	8	
WFU	40	1	27	0	27	
*ND	47	0	0	0	-	
*@ Clemson	27	0	0	0	-	
@ Louisville	22	0	0	0	-	
*BC	29	0	0	0	-	
*FSU	36	0	0	0	-	
*@ Syracuse	41	1	8	0	8	
Miami			DNP - Injured			
@ UNC	56	0	0	0	-	

Cook Career Stats						
Year	GP-GS	Pl	Rec	Yds	TD	LP
2014	13-2	230	0	0	0	-
2015	13-4	500	6	61	0	13
2016	11-8	394	4	49	1	27
Totals	37-14	1,124	10	110	1	27



21 MATTHEW DAYES, RB
5'10 / 203 / Graduate
Weston, Fla. (Cypress Bay)

AS A SENIOR (2016):

- Named the Wolfpack's Most Valuable Player for 2016.

- Has been selected to play in the Senior Bowl.

- A second-team All-ACC performer according the league media and coaches.

- The Pack's 1st 1,000-yard rusher since the 2002 (T.A. McLendon), his 1,119 yards is the seventh-best mark in school history.

- Ranks third in the ACC, 40th in the FBS, in rushing yards.

- Ranks fifth in school history in career rushing with 5.26 yds-per-attempt.

- An impressive 51% (571 of 1,119) of his rushing yards have come from yards after contact in 2016.

- Ranks fourth in school history with 2,809 career rushing yards.

- Has rushed for over 100 yards eight times in 2016 - the best mark for a Pack player since the ACC's all-time leading rusher Ted Brown had nine in 1977 and the second-best mark in school history.

- His 13 career 100-yard games ranks fourth on the Wolfpack career list.

- Has 4,242 career all-purpose yards, the fifth-best mark in school history.

- Ranks third in career rushing touchdowns (34) and total touchdowns (40).

- Ranks sixth in school history with 540 career rushing attempts.

- Voted a team captain for 2015.

- On the preseason watch list for the Doak Walker and Maxwell Awards.

AS A JUNIOR (2015):

- Was just 135 yards from reaching his 1,000-yard rushing goal when he suffered a season-ended injury against Clemson.
- Led the ACC and FBS in rushing touchdowns before the injury (12).
- His 12 rushing touchdowns tied for seventh in school history for a single season and was the highest total since 2002.
- First Wolfpack player since Joe McIntosh in 1981 to rush for 100+ yards in four straight games and first since T.A. McLendon in 2002 to rush for 100+ yards in five games during the season.
- 85-yard scoring run vs. Wake Forest was the fifth-longest rush in school history and the longest since 2001.
- 77 yard TD vs. South Alabama was the ninth-longest play in school history (now the 10th after the 85-yarder at Wake).
- Earned the team's Ted Brown Award, given to the Most Valuable offensive back, he was an honorable mention All-ACC performer.
- On the preseason watch list for the Doak Walker and Hornung Awards.

AS A SOPHOMORE (2014):

- One of just three players nationally with more than 300 yards rushing, receiving and by return. He is the only player to reach those marks and also boast five or more touchdowns rushing and receiving.
- Versatile player who led the team in all-purpose yardage with 1,278 yards. He ranked eighth in the ACC and 98th nationally in that category.
- Ranked second on the team in receiving with 32 catches and in rushing with 473 yards. He also led the squad in kick returns with 384 yards.
- Team leader with 13 touchdowns, he ranked third in the ACC in TD scoring.
- Earned the team's Torry Holt Award for most valuable offensive player.
- Scored the game-winning TD (a 35-yard reception) in the season opener.
- AS A FRESHMAN (2013):
- Team's third-leading rusher with a 4.0 yard per carry average.
- Showed his speed and agility on a 61-yard catch and run at Boston College to set up a Pack touchdown.
- Scored three touchdowns in the opener - most for a Pack running back since 2007 and second-highest tally ever by a true freshman.

IN HIGH SCHOOL:

- Helped lead his team to a 12-3 record and a berth in the Florida 8A championship game as a senior, he tallied 22 carries for 174 yards and five touchdowns in that game.
- Honors: All-state and all-county performer for coach Mark Guandolo. Named Broward County Player of the Year.
- Senior Stats: 237 rushes for 1,864 yards and 31 touchdowns, he rushed for over 150 yards in every game.
- Junior Stats: Rushed for 484 yards and five touchdowns as a junior.
- Rankings: No. 27 running back nationally by rivals.com.
- Personal: A sociology major, he graduated in December.

2016 Dayes Game by Game Stats									
Opponent	Pl	Att	Yds	TD	Lg	Rec-Yds	TD	LG	
*W&M	48	23	138	2	30	2-18	0	14	
*@ ECU	48	14	103	0	54	4-15	0	6	
*ODU	34	14	71	0	18	4-53	0	38	
*WFU	61	24	125	1	29	0-0	0	-	
*ND	56	23	126	0	28	3-14	0	11	
*@ Clemson	76	22	106	1	17	3-27	0	27	
*@ Louisville	14	5	13	0	7	1-21	0	21	
*BC	63	19	45	0	24	5-33	0	12	
*FSU	79	23	104	0	25	4-27	0	15	
*@ Syracuse	60	27	108	3	20	1-10	0	10	
*Miami	67	20	76	1	23	1-4	0	4	
@ UNC	62	26	104	2	18	3-36	0	18	

Dayes Career Stats											
Year	GP-GS	PI	Rush	Yds	TD	LG	Avg	Rec-Yds	TD	LG	KOR
2013	11-0	207	62	252	4	42	4.1	10-173	1	61	7-125
2014	13-4	414	104	573	8	68	5.5	32-321	5	39	21-384
2015	8-8	359	134	865	12	85	6.5	24-172	0	61	0-0
2016	12-12	668	240	1,119	10	54	4.7	31-258	0	38	0-0
Totals	44-241	1,648	540	2,809	34	85	5.2	97-924	6	61	28-509



4 JEROD FERNANDEZ, LB

6'0 / 220 / RS - Junior

Lake Mary, Fla. (Lake Mary)

Pronunciation: JERE uhd

AS A RS - JUNIOR (2016):

- Second-leading tackler on the Wolfpack squad.

- Led the team in tackles and picked off his fourth career pass in the season opener.

- Also led the team in stops with nine vs. Notre Dame and tied for the team lead with 10 vs. Florida State.

AS A RS - SOPHOMORE (2015):

- Started eight games at middle linebacker.
- Picked off his second career pass in the win at South Alabama and his third versus UNC.

AS A RS - FRESHMAN (2014):

- Led the team in tackles per game with a 6.5 average.
- Team's leading tackler with 76 stops for the season - 20th in the ACC.
- Named the ACC Linebacker of the Week for his performance against top-ranked Florida State - he picked off two passes in that game.
- Started at middle linebacker in 10 of the 12 games in which he saw action.
- Earned honorable mention notice on CFN's Freshman All-America team.

AS A FRESHMAN (2013):


- Redshirted the season.
- Co-recipient of the Wolfpack's Defensive Scout Team Player of the Year.

IN HIGH SCHOOL:

- Played middle linebacker for coach Scott Perry.
- Honors: Defensive Player of the Year by the Orlando Football Club.
- Junior Stats: 79 tackles.
- Rankings: No. 27 in the Orlando Sentinel's 2013 Super 60.
- Personal: A communication major.

2016 Fernandez Game by Game Stats										
Opponent	PI	Ht	Ast	Tot	TFL	SK	PBU	INT	CF/RF	RE
*W&M	43	2	5	7	0.5-1					1-11
*@ ECU	72	2	3	5	0.5-0		1			
*ODU	42	0	3	3						
*WFU	59	2	4	6						
*ND	51	2	7	9	1.5-5					1/0
*@ Clemson	76	1	8	9						
*@ Louisville	68	3	0	3						
BC	69	5	7	12						
*FSU	62	2	8	10						
*@ Syracuse	55	0	2	2	0.5-1					
*Miami	68	1	5	6						
*@ UNC	65	6	4	10	1.5-8					

Fernandez Career Stats											
Year	GP-GS	PI	Hit	Ast	Tot	TFL	SK	PBU	QP	CF/RF	INT
2014	12-10	682	32	46	78	4-22	1-13	3		1/0	2-19
2015	13-8	578	13	34	47	3-11	0.5-5		1		2-39
2016	12-11	730	26	56	82	4.5-15		1		1/0	1-11
Totals	37-29	1,990	71	136	207	11.5-48	1.5-18	4	1	2/0	4-58



15 RYAN FINLEY, QB

6'4 / 200 / RS - Sophomore (Graduate)

Phoenix, Az. (Paradise Valley/Boise State)

AS A RS - SOPHOMORE (2016):

- Has posted the ninth-best single-season passing yardage mark in school history - 2,824 yards.
- Has thrown 15 TD passes in 2016, the 17th-best mark in school history.

- Led the the nation completion percentage through the first few games.

- No NC State QB had more attempts as a starter before throwing his first INT (139).

- Led the Wolfpack to two scores in the win over William & Mary while posting the best completion pct. (.809) for an NC State QB in his debut as a starter.

- Transferred from Boise State in the summer of 2016 after earning his degree in three years. Was granted a sixth year of eligibility by the NCAA.

AS A RS - SOPHOMORE (2015):

- Appeared in three games before suffering a season-ending ankle injury against Idaho State.
- Went 46-for-70 for 485 yards and a touchdown with four interceptions.
- In first career start vs. Washington, went 16-for-26 for 129 yards and an INT.
- Threw his first touchdown pass of the season at BYU, going 25-for-38 for a career-best 297 yards.

AS A RS - FRESHMAN (2014):

- Appeared in five games, completing 12-of-27 for 161 yards, 2 TDs and 1 INT.
- Came off the bench in the third quarter at Air Force, going 12-for-25 for 161 yards, two touchdowns and an interception.
- Saw action at Wyoming, did not attempt a pass but rushed 2-15 yards.

AS A FRESHMAN (2013):

- Redshirted the season.

IN HIGH SCHOOL:

- Helped lead coach Donnie Yantis' team to the state playoffs as a senior.
- Honors: Named Arizona Division III, Section III East Co-Offensive Player of the Year. The 2012 Arizona Cardinals Player of the Year across all divisions. A first-team Arizona Republic and Arizona Football Coaches' Association all-state choice. NFF Scholar-Athlete of the Year and first-team QB in Arizona. One of six finalists for the Ed Doherty Award, given to the top player in Arizona high school football. One of 33 finalists for the NFF High School National Scholar-Athlete Award.
- Senior Stats: Completed 270-of-424 passes, leading the state of Arizona with 3,442 yards. Also threw 35 touchdowns (vs. eight interceptions), and rushed 96-282 yards and four scores.
- Junior Stats: Completed 239-of-381 passes for 2,911 yards, 25 TDs, 7 INTs.
- Also a standout on the hardwood, earned second-team all-state honors (Division II) and helped lead Paradise Valley to the 2012-13 state title.

2016 Finley Game by Game Stats											
Opponent	PI	Cmp-Att	Yds	Int	TD	Lg	Rush-Yds	TD	Tot	Off	
*W&M	61	17-21	174	0	2	22		5-6	0	180	
*@ ECU	66	20-31	259	0	1	80	6-20	1	274		
*ODU	58	24-28	285	0	3	40	4-0	0	281		
*WFU	79	23-36	300	0	3	41	6-17	0	317		
*ND	46	5-12	27	0	0	13	6-(17)	0	10		
*@ Clemson	82	20-40	231	2	0	39	9-24	0	255		
*@ Louisville	54	16-31	236	2	2	70	6-(2)	0	234		
*BC	67	23-41	307	2	2	79	3-(17)	0	290		
*FSU	86	25-41	304	1	1	31	12-20	0	324		
* @ Syracuse	67	20-29	340	0	1	68	5-(11)	0	328		
*Miami	72	20-44	210	1	0	39	4-23	0	233		
*UNC	53	11-18	151	0	0	53	4-7	0	158		

Finley Stats at NC State									
Year	GP-GS	Ply	Cmp-Att	Yds	Int	TD	Lg	Pct.	Rush-Yds
2016	12-12	791	224-372	2,824	8	15	80	.602	70-70

Finley Stats at Boise State									
Year	GP-GS	Cmp-Att	Yds	Int	TD	Lg	Pct.	Rush-Yds	
2014	5-0	12-27	161	1	2	43	.444	7-31	
2015	3-3	46-70	485	4	1	43	.657	22-42	
Totals	8-3	58-97	646	5	3	43	.597	29-73	



4 REGGIE GALLASPY, II , RB

6'11 / 225 / Sophomore

Greensboro, N.C. (S. Guilford)

Pronunciation: gahl LASS bee

AS A SOPHOMORE (2016):

- Backup tailback.

- Turned in the longest run of his career - a 37-yard TD scamper - at ECU.

- Missed much of spring workouts with an injury.

AS A FRESHMAN (2015):

- True freshman whose role increased over the last half of the season.
- Tallied exactly half (158 of 316) of his season rushing yards in the last two games of the regular season.
- Leading rusher in the win over Syracuse with 81 yards on 13 carries - an average of 6.2 yards per rush.
- Scored his first ... and second ... career touchdown in the win at S. Alabama.
- Enrolled at NC State for the 2015 spring semester and participated in spring drills.
- Rushed for 131 yards in the spring game , posting a 9.2 yard per carry average while playing with the RED (first) team.

IN HIGH SCHOOL:

- Played running back for coach Darryl Brown.
- Helped lead his team to NC 3A state quarterfinals, team went 13-1.
- Rushed for 278 yards and six TDs in final game.
- Senior Stats: Led the state of North Carolina in rushing with 349 carries for 3,318 yards and 52 touchdowns.
- Junior Stats: Totaled 282 carries for 1,704 yards and 26 rushing TDs. Also caught 14 passes for 245 yards, finishing with 2,325 all-purpose yards.
- Sophomore Stats: Ran for 1,751 yards and 20 touchdowns.
- Honors: Named to the AP all-state team. Played in the 2014 Shrine Bowl, and tabbed by rivals.com as having The Best Feet
- Rankings: No. 29 running back nationally and the No. 12 player overall in North Carolina by rivals.com. No. 84 running back nationally and the No. 24 player overall in North Carolina by scout.com. No. 44 running back nationally by ESPN.com.
- Personal: Enrolled in exploratory studies.

2016 Gallaspy Game by Game Stats									
Opponent	PI	Att	Yds	TD	Lg	Rec-Yds	TD	LG	
W&M	21	4	25	0	7	1-6	0	6	
@ ECU	15	5	61	1	37	1-7	0	7	
ODU	17	5	20	0	12	1-(4)	0	(4)	
WFU	4	2	11	0	8	0-0	0	-	
ND	8	1	2	0	2	0-0	0	-	
@ Clemson	2	0	0	0	0	0-0	0	-	
@ Louisville	18	3	4	0	2	0-0	0	-	
BC									DNP - Sick
FSU	1	0	0	0	-	0-0	0	-	
@ Syracuse	13	6	22	0	12	0-0	0	-	
Miami	5	2	1	0	2	0-0	0	-	
@ UNC	13	10	62	0	16	0-0	0	-	

Gallaspy Career Stats									
Year	GP-GS	PI	Att	Yds	TD	Lg	Rec-Yds	TD	LG
2015	12-1	164	66	316	4	35	4-39	0	21
2016	11-0	117	38	208	1	37	3-9	0	6
Totals	23-1	281	104	524	4	37	7-38	0	21



57 TYLER GRIFFITHS, LS

6'2 / 230 / Sophomore

Indian Trail, N.C. (Sun Valley)

AS A SOPHOMORE (2016):

- Snapper for all kicks for the second straight season.

AS A FRESHMAN (2015):

- Snapper for all kicks, his avg. snap speed for long snaps was 0.68 seconds.

IN HIGH SCHOOL:

- Long snapper, defensive end and middle linebacker for coach Tad Baucom.
- Senior Stats: 39 tackles and two sacks.
- Honors: First-team all-conference and conference specialist of the year as a senior. First-team All-NC Gridiron. Played in Offense-Defense All-American Bowl. Received Time Warner Cable scholar-athlete award.
- Rankings: No. 1 snapper in North Carolina, No. 7 snapper nationally by Chris Rubio Snapping.
- Personal: Enrolled in exploratory studies.

2016 Griffiths Game by Game Stats					
Year	GP-GS	PI	Punt Snaps	Short Snaps	
2015	12-0	0	67	70	
2016	12-0	0	48	53	
Totals	24-0	0	115	123	



3 KELVIN HARMON, WR

6'3 / 196 / Freshman

Palmyra, N.J. (Palmyra)

AS A FRESHMAN (2016):

- Earned the team's Philip Rivers Award for Freshman of the Year.
- Has set a school record for TD receptions by a freshman with five. His 458 yards is the third-best total ever by a Pack rookie.
- Leads the team in TD catches - 1/5th of his receptions (5-26) have been for scores.
- Has started more games (4) than any other true of RS-freshman in 2016.
- Hauled in two touchdowns in the win over Wake Forest.
- Became the 5th Pack receiver to turn in a 100-yard game this season vs. Syracuse.

IN HIGH SCHOOL:

- Played wide receiver and safety at Palmyra High School for coach Jack Geisel. Helped lead his team to a 10-2 record and the New Jersey Central Group 1 state finals.
- Career Stats: 165 catches for 2,764 yards and 36 touchdowns
- Senior Stats: Caught 66 passes for 1,111 yards and 14 touchdowns as a senior. Led New Jersey in yards. Returned two punts for TDs. Also notched 38 tackles, two sacks and an INT on defense.
- Honors: Only one of four players to repeat on the Burlington County Times' all-county team. Named first-team all-state and all-county and was the Burlington County Player of the Year. Played in the Offense/Defense All-Star game in Daytona Beach, Fla.
- Rankings: No. 57 wide receiver nationally and the No. 7 player in New Jersey by rivals.com. Ranked the No. 6 wide receiver in New Jersey by scout.com.

2016 Harmon Game by Game Stats						
Opponent	PI	Rec	Yds	TD	LP	
W&M	38	2	53	0	29	
@ ECU	7	0	0	0	-	
*ODU	37	3	41	0	21	
WFU	40	2	43	2	36	
ND	20	0	0	0	-	
@ Clemson	34	3	42	0	24	
*@ Louisville	32	2	17	1	14	
BC	40	5	80	1	30	
FSU	46	1	13	0	13	
*@ Syracuse	41	4	101	1	68	
Miami	39	4	68	0	39	
*@ UNC	41	0	0	0	-	

Harmon Career Stats						
Year	GP-GS	PI	Rec	Yds	TD	LP
2016	12-4	415	26	458	5	68



33 CONNOR HASKINS, PK

5'8 / 176 / Graduate
Lumberton, N.C. (Lumberton/UNC Pembroke)

AS A GRADUATE (2016):

- Started five games at placekicker, he was a perfect 12-12 on his PATs.
- Graduate transfer from UNC Pembroke, he joined the Wolfpack in January.
- Has connected on 72 percent of his career FG attempts with a long of 50 yards.

AS A SENIOR (2015):

- Did not play football.

AS A JUNIOR (2014):

- Leading scorer for UNCP with 50 points, he connected on 13-19 FGs.

AS A SOPHOMORE (2013):

- Braves' leading scorer with 91 points, he was 14-19 on FGs, 49-50 on XP.

AS A FRESHMAN (2012):

- Leading scorer with 64 points.

IN HIGH SCHOOL:

- Played for coach Mike Brill at Lumberton High School.
- Honors: Two-time all-conference and all-region performer in soccer and was team MVP as a member of the tennis and swimming teams.
- Rankings: No. 30 in the 2012 national class
- Personal: Father, John Haskins, is the head women's basketball coach at UNCP. Earned a second degree (from NC State) in December.

2016 Haskins Game by Game Stats									
Opponent	PAT	Made	Missed	Blk	KO	TB	OB		Punt
*W&M	1-1	-	-						
*@ ECU	0-0	-	44, 42	-	-	-	-	--	
FSU	1-1	20, 39	-						
*@ Syracuse	5-5	-	-						
*Miami	1-1	35, 25							
*@ UNC	4-4	-	26						

Haskins Career Stats (at NC State)										
Year	GP-GS	FG-FGA	0-29	30-39	40-49	50+	LG	PAT	KO	TB
2016	6-5	4-7	2-3	2-2	0-2	0	39	12-12	1	0

Haskins Career Stats (at UNC Pembroke)										
Year	GP-GS	FG-FGA	0-29	30-39	40-49	50+	LG	PAT	KO	TB
2012	10-10	11-15	8-9	1-2	2-3	0-1	48	31-34	1	0
2013	11-11	14-19	9-11	2-3	3-5	0-0	48	49-50	75	16
2014	10-10	13-19	6-7	3-5	3-5	1-2	50	11-12	33	6
Totals	31-31	38-53	23-27	6-10	8-13	1-3	50	91-96	109	22



98 B.J. HILL, DT

6'4 / 313 / Junior
Oakboro, N.C. (W. Stanley)

AS A JUNIOR (2016):

- Solid performer on the defensive line who is in his third year as a starter.
- Co-recipient of the team's Bo Rein Award, for a vital contribution in an unsung role.

AS A SOPHOMORE (2015):

- Workhorse on the defensive line who ranked fifth on the team in tackles with 51 - third in tackles for loss with 11.
- Co-Recipient of the Carey Brewbaker Award, which is given to the team's most outstanding defensive lineman.
- Tied for the team lead in tackles in the win at Old Dominion.

AS A FRESHMAN (2014):

- Started five of the last six games at defensive tackle, including the bowl victory over UCF. He led all true freshmen on defense in starts.
- Earned his first career start at Louisville - he tallied seven tackles in that contest - including 1.5 tackles for loss.
- Earned the Philip Rivers Freshman of the Year Award for the defense, he tallied 37 stops and 7.5 tackles for loss for the season.
- Enrolled at NC State for 2014 spring semester. Participated in spring drills.

IN HIGH SCHOOL:

- Played defensive end and running back for coach James Johnson.
- Senior Stats: 68 tackles, nine sacks and one INT; 118 rushes for 819 yards and five touchdowns.
- Also played basketball, including AAU competition.
- Rankings: No. 70 defensive end nationally by scout.com. No. 35 player in North Carolina by rivals.com. No. 50 defensive end nationally by ESPN.com.
- Personal: Majoring in criminology.

2016 Hill Game by Game Stats									
Opponent	Pl	Ht	Ast	Tot	TFL	Sack	QP	PBUCE/RF	
*W&M	32	0	1	1	0.5-0				
*@ ECU	49	2	4	6				1/0	
*ODU	31	0	1	1					
*WFU	62	1	3	4				1	
*ND	56	2	2	4			1	0/2	
*@ Clemson	58	5	4	9					
*@ Louisville	50	1	0	1	1-1				
*BC	56	0	2	2					
*FSU	47	0	1	1				1	
*@ Syracuse	35	0	0	0					
*Miami	57	1	3	4			1		
*@ UNC	49	3	0	3	1-8	1-8			

Hill Career Stats										
Year	GP-GS	Pl	Hit	Ast	Tot	TFL	Sk	CF/RF	QP	PBU
2014	12-5	486	20	20	40	7.5--23	1.5-4		2	1
2015	13-13	613	24	27	51	11-36	3.5-12		4	3
2016	11-11	533	15	21	36	2.5-9	1-8	1/2	2	2
Totals	36-29	1,632	59	68	127	21-68	6-24	1/2	8	6



7 NYHEIM HINES, WR/RB

5'9 / 197 / Sophomore
Garner, N.C. (Garner)
Pronunciation: nie HEEM

AS A SOPHOMORE (2016):

- Had 11 catches vs. Florida State - tied as the fifth-highest reception total in school history.

- Posted the third-highest kickoff return total in school history with 189 yards on 8 returns at Louisville. He also holds the sixth-highest mark - 169 yards vs. Louisville in 2015.

- Ranks fifth in school history with 1,584 career kickoff return yards - just 24 games into his career.

- Missed the ODU game with an injury, he played only on special teams vs. Wake Forest.

- 24.8 KOR average is the ninth-best career mark in school history.

- Competed with the Wolfpack track squad, he won All-American honors as the leadoff leg for the 4x100m relay squad (outdoors) that also won the ACC title. Also earned All-ACC honors in the 100m (outdoors) and the 60m (indoors).

AS A FRESHMAN (2015):

- Named a Freshman All-American by Athlon and 247sports.com.
- Played a variety of roles for the Wolfpack in 2015: wide receiver, kick returner and over the latter part of the regular season, running back. Sat in all three meeting rooms.
- 920 KOR yards as a rookie ranks 10th on the Wolfpack career list.
- An honorable mention All-ACC performer as a specialist, his 26.3 yard kick return average was the league's fifth-best mark. His 28.7 mark against ACC opponents ranked second.
- Posted the second-best kickoff return average ever for a Wolfpack freshman, tied for ninth overall.
- Earned the team's Philip Rivers Award as top offensive freshman.
- Tallied 208 all-purpose yards in the win over Syracuse, he was named the ACC Rookie of the Week for that performance.
- Tallied 1,419 all-purpose yards for the season - the ninth-best mark in school history and the second-best ever by a Pack freshman.
- Had a 100-yard kickoff return against No. 3 Clemson - that mark tied as the longest KOR and 3rd longest play in school history.

- Only member of the Pack to score a rushing touchdown, receiving touchdown and on a return in 2015.
- Had five KOR for 169 yards versus Louisville - that was the fifth-highest total in school history.
- 90-yarder against the Cardinals tied for 14th-longest KOR in school history.

IN HIGH SCHOOL:

- Played running back at local Garner High School for coach Thurman Leach. Helped lead his team to a 13-2 record and the NC 4AA state championship semifinals.
- Career Stats: 6,242 rushing yards, 7,299 total yards, 126 touchdowns - all school record.
- Senior Stats: Rushed for 2,362 yards and 38 touchdowns. Tallied 318 receiving yards and three more scores.
- Junior Stats: Rushed for 3,140 yards and 49 touchdowns. That yardage total broke the Wake County record. Also had 600 yards and nine receiving touchdowns.
- Sophomore Stats: Tallied 52 tackles and two interceptions as a defensive back, 95 rushes for 750 yards and 14 touchdowns, 21 receptions for 304 yards and four more scores on offense. Also returned four kickoffs for touchdowns.
- Honors: Named to the AP all-state team. Played in the Semper Fidelis All-American game in Cal. Named academic all-conference all four years.
- Track: Second in the 4-A state finals of both the 100-meters and the 300-meter hurdles.
- Rankings: No. 133 player nationally regardless of position, No. 3 all-purpose back nationally, No. 4 player in N.C. by scout.com. No. 94 player and No. 24 RB nationally, No. 4 player in N.C. by rivals.com. No. 155 nationally in the ESPN 300. ESPN also ranked him No. 16 RB nationally and No. 5 player in N.C.
- Personal: Twin sister, Nyah, is a hurdler for the Wolfpack track & field squad. Enrolled in exploratory studies.

2016 Hines Game by Game Stats							
Opponent	Pl	Rec	Yds	TD	LP	KOR	Rush-Yd
*W&M	35	4	42	0	21	1-25	3-8
*@ ECU	35	3	28	0	12	5-95	1-14
ODU		DNP - Injured					
WFU	8	0	0	0	-	3-55	0-0
*ND	25	2	8	0	4	1-28	2-2
@ Clemson	51	3	65	0	39	0-0	0-0
*@ Louisville	27	2	33	0	32	8-189	2-(16)
BC	40	6	62	0	32	1-56	1-3
FSU	48	11	124	0	31	3-60	0-0
@ Syracuse	29	3	73	0	56	5-86	0-0
*Miami	35	1	8	0	8	2-47	0-0
@ UNC	34	2	13	0	9	1-23	3-29

Hines Career Stats									
Year	GP-GS	Pl	Rec	Yds	TD	LP	Rush	KOR	Avg
2015	13-5	392	20	256	1	58	48-243	35-920	26.3
2016	11-5	367	37	456	0	56	12-40	30-664	22.1
Totals	24-10	759	57	712	1	58	60-283	64-1,584	24.8



11 JOSH JONES, FS

6'2 / 215 / RS - Junior
Walled Lake, Mich. (Walled Lake Western)

AS A RS-JUNIOR (2016):

- An honorable mention All-ACC performer, he is the Wolfpack's leading tackler in 2016.
- Ranks third in the ACC in tackles, 46th in the FBS in solo stops.
- His 15 stops versus Boston College (and again vs. Miami) was the highest total for a Pack defender since 2012.
- Led the Pack with 13 stops at ECU, a dozen vs. Wake Forest and 10 vs. Louisville.
- Had two crucial passes broken up versus Wake Forest - one a 3rd-and-8 in the 2nd quarter. Also had an eight-yard sack on a third and 9 in the 3rd quarter.

- Picked off his 6th career pass vs. William & Mary, his 7th vs. BC.
- Earned the team's DeWayne Washington Award for Most Valuable DB.
- Moved to the free safety spot during spring drills, he played strong safety in 2015.

AS A RS - SOPHOMORE (2015):

- Third-leading tackler on the squad with 63 stops.
- Led the team in tackles in the season opener and at South Alabama.

AS A RS - FRESHMAN (2014):

- Ranked second in the ACC in interceptions with four during his rookie campaign. That mark ranked 33rd nationally - fourth among freshman.
 - That was the second-highest total ever for a Pack freshman.
 - Earned honorable mention notice on CFN's Freshman All-America team.
 - Fifth-leading tackler on the Wolfpack squad, he started eight games at strong safety.
 - Leading tackler against Boston College with 13. That mark was a season-high for the Pack.
 - Made a huge interception to seal the victory at Syracuse.
- AS A FRESHMAN (2013):**
- Redshirted the season, he worked at safety and linebacker.

IN HIGH SCHOOL:

- Played safety and running back for coach Mike Zdebski.
- Team posted 9-3 record and advanced to the state quarterfinals.
- Senior Stats: 95 tackles and five interceptions, two fumbles returned for TDs; Rushed for 668 yards and 19 touchdowns; 303 receiving yards and four touchdowns.
- Junior Stats: 30 tackles and a pair of INTs.
- Rankings: No. 29 safety nationally and No. 15 recruit in Michigan by rivals.com.
- Personal: From the same high school as PK Kyle Bambard. Majoring in communication.

2016 Jo. Jones Game by Game Stats											
Opponent	Pl	Ht	Ast	Tot	TFL	Sk	CF/RF	PBU	INT		
*W&M	49	1	1	2	0.5-0				1-9		
*@ ECU	79	9	4	13	1-6						
*ODU	62	2	7	9							
*WFU	70	9	3	12	1-8	1-8			2		
*ND	64	4	2	6							
*@ Clemson	94	5	6	11					1		
*@ Louisville	75	7	3	10			1/1		3		
*BC	83	8	7	15	0.5-2				1-0		
*FSU	66	3	3	6					1		
*@ Syracuse	55	3	2	5	1-1						
*Miami	70	7	8	15					1		
*@ UNC	69	2	0	2							

Jo. Jones Career Stats										
Year	GP-GS	Pl	Hit	Ast	Tot	TFL-YD	Sk-Yd	PBU	Int	CF/RF
2014	12-8	693	42	14	56	1-14	1-14	7	4-37	
2015	13-11	686	35	29	64	3-9	0.5-4	2	1-0	0/2
2016	12-12	836	60	46	106	4-17	1-8	8	2-9	1/1
Totals	37-31	2,215	137	89	226	8-40	2.5-26	17	7-46	1/3



27 JUSTIN JONES, DT

6'2 / 312 / Junior
Austell, Ga. (S. Cobb)

AS A JUNIOR (2016):

- Solid performer in his first season as a starter, he ranks seventh on the team in tackles.
 - An honorable mention All-ACC performer according to the league's coaches.
 - Blocked a field goal versus Boston College.
- AS A SOPHOMORE (2015):**
- Top reserve on the defensive line, he started three contests.
 - Missed spring workouts with an injury.

AS FRESHMAN (2014):

- Reserve rookie tackle who saw action in 10 contests, tallying 11 stops.

IN HIGH SCHOOL:

- Junior Stats: Tallied 63 tackles, including eight for loss.

- Honors: Played in the Cobb County All-Star Senior Bowl where he recorded a sack and blocked an extra point. Also played in the Offense-Defense Senior Bowl.
- Rankings: No. 241 player nationally (regardless of position), No. 14 strongside DE nationally, No. 20 player in Georgia by rivals.com. No. 38 DT nationally by ESPN.com

2016 Justin Jones Game by Game Stats										
Opponent	Pl	Ht	Ast	Tot	TFL	Sk	QP	CF/RF	BK	
*W&M	26	2	0	2						
*@ ECU	52	2	4	6	1-2					
*ODU	31	1	3	4	1-11	1-11	1			
*WFU	49	0	2	2						
*ND	48	1	1	2						
*@ Clemson	62	0	2	2						
*@ Louisville	43	0	0	0				1		
*BC	55	2	5	7						1
*FSU	40	2	2	4	2-11	1-8				
*@ Syracuse	34	4	0	4						
*Miami	42	2	2	4	1-6					
*@ UNC	40	1	1	2	0.5-0					

Ju. Jones Career Stats										
Year	GP-GS	Pl	Hit	Ast	Tot	TFL	Sk	QPCF/RF	BK	
2014	10-0	132	6	5	11			2		
2015	13-3	408	20	9	29	6.5-24	2-12	3	1/0	
2016	12-12	522	17	22	39	5.5-30	2-19	2		1
Totals	35-15	1,062	43	36	77	12-54	4-30	6	1/0	1



53 TYLER JONES, OT

6'3 / 300 / RS - Sophomore

Stone Mountain, Ga. (Stephenson)

AS A RS - SOPHOMORE (2016):

- Has played 98% of the team's offensive snaps this season - every snap during ACC play
- Starter at left tackle for the entire season.

AS A RS - FRESHMAN (2015):

- Started the South Alabama and Louisville contests at left guard and the Boston College, Syracuse and UNC games at right tackle.

AS A FRESHMAN (2014):

- Redshirted the season at offensive guard.

IN HIGH SCHOOL

- Played on the offensive line for coach Ron Gartrell.
- Helped team to a 7-3 mark as a senior, reaching the second round of the Georgia 5A state playoffs.
- Honors: 2013 5A all-state honorable mention selection. Played in the Cobb All-Star Senior Bowl and the Florida-Georgia all-star contest.
- Rankings: No. 2 guard in Georgia by the Atlanta Journal Constitution. No. 46 offensive guard nationally by scout.com. No. 48 offensive tackle nationally and No. 50 player in Georgia by rivals.com. No. 33 offensive tackle nationally by ESPN.com.
- Pesonal: Majoring in communication.

2016 T. Jones Game by Game Stats						
Opponent	Pl	KD	Sk	Allowed		
*W&M	81	4		0		
*@ ECU	66	0		1		
*ODU	62	3		0		
*WFU	80	2		0		
*ND	64	1		0		
*@ Clemson	74	4		1		
*@ Louisville	63	0		0		
*BC	67	2		0		
*FSU	86	0		0		
*@ Syracuse	86	4		0		
*Miami	76	1		0		
*@ UNC	79	2		0		

T. Jones Career Stats

Year	GP-GS	Ply	KD	Sk	Allow
2015	11-6	531	NA		NA
2016	12-12	884	23		2
Totals	23-18	1,415	NA		NA



30 GAVIN LOCKLEAR, WR

5'10 / 196 / RS - Junior

Apex, N.C. (Apex)

AS A RS - JUNIOR (2016):

- Was 2-3 passing this season for a gain of 66 yards.

AS A RS - SOPHOMORE (2015):

- Former walkon who was awarded a scholarship prior to the season.
- Co-recipient of the team's Ken McNeill Iron Wolf Award, awarded annually to the player who makes the greatest comeback from injury. He suffered an open compound fracture in his lower leg in the summer of 2014.

AS A RS - FRESHMAN (2014):

- Spent the 2014 campaign rehabbing from his injury.

AS A FRESHMAN (2013):


- Redshirted the season, he saw action with the scout team.

IN HIGH SCHOOL:

- Four-year varsity starter, he played for Coach Bob Wolfe and Joe Kilby.
- Senior Stats: 21 receptions for 424 yards and 2 TDs. 108 tackles, 3 tackles for loss, 2 interceptions, 6 pass deflections, 1 fumble recovery.
- Junior Stats: Missed two games with a back injury, but played mostly defense. Had 12 receptions for 205 yards.
- Sophomore Stats: 18 receptions for 352 yards and 4 TDs.
- Honors: All-conference performer at wide receiver as a senior. Also named team MVP. Academic all-conference performer all four years of high school.
- Personal: Majoring in sport management.

2016 Locklear Game by Game Stats						
Opponent	Pl	Rec	Yds	TD	LP	Pass
W&M	8	0	0			
@ ECU	4					1-1-28
ODU	28	1	5	0	5	
WFU	12	1	10	0	10	
ND	5	0	0	0	-	
@ Clemson	7	0	0	0	-	1-1-38
@ Louisville	6	0	0	0	-	0-1-0
BC	Special Teams Only					
FSU	DNP					
@ Syracuse	7	0	0	0		
Miami	1	0	0	0		
@ UNC	Special Teams Only					

Locklear Career Stats								
Year	GP-GS	Pl	Rec	Yds	TD	LP	Cmp-Att	Yds
2015	12-0	103	7	75	0	15		
2016	12-0	78	2	15	0	10	2-3	66
Totals	24-0	181	9	90	0	15	2-3	66



12 STEPHEN LOUIS, WR

6'2 / 215 / RS - Soph.

W. Palm Beach, Fla. (Palm Beach Lakes)

Pronunciation: steff AHN LEW is

AS A RS-SOPHOMORE (2015):

- Ranks third in the ACC and 10th in the FBS with a 19.91 yards per catch average - that mark ranks eighth in school history.
- Leads the team in receiving yardage with 657.
- Turned in the first 100-yard receiving performance for a Pack player since 2013 with 142 yards vs. ECU. He also had a 100-yard outing (4-102) vs. Wake Forest.
- Earned the team's Gary Rowe Award for receiver of the year. Also a co-recipient of the Ken McNeill Iron Wolf Award, given for making a comeback

from an injury.

AS A RS-FRESHMAN (2015):

- Missed the entire season after undergoing surgery on both shoulders.

AS A FRESHMAN (2014):

- Reserve wide receiver who earned a starting nod in two games: Louisville and Georgia Tech.
- Pulled down seven catches on the year, including a touchdown grab vs. Old Dominion.
- Enrolled at NC State for the 2014 spring semester and participated in spring drills.

IN HIGH SCHOOL:

- Played wide receiver and running back for coach Willie Snead.
- Senior Stats: 1,013 rushing yards and 15 touchdowns. In his final high school game, rushed for 244 yards and four scores.
- Rankings: No. 100 player in Florida by Rivals.com. No. 104 athlete nationally by ESPN.com.
- Personal: Enrolled in exploratory studies.

2016 Louis Game by Game Stats						
Opponent	Pl	Rec	Yds	TD	LP	
*W&M	35	1	4	0	4	
@ ECU	47	3	142	1	80	
*ODU	42	5	80	0	40	
*WFU	55	4	102	0	41	
*ND	36	0	0	0	-	
@ Clemson	64	3	31	0	18	
*@ Louisville	40	3	48	0	23	
*BC	64	2	15	0	8	
*FSU	58	2	24	0	14	
*@ Syracuse	48	1	17	0	17	
Miami	57	5	70	0	19	
*@ UNC	51	4	124	1	59	

Louis Career Stats						
Year	GP-GS	Pl	Rec	Yds	TD	LP
2014	12-2	187	7	72	1	21
2016	12-9	597	33	657	2	80
Totals	24-11	784	40	729	3	80



2 JALAN MCCLENDON, QB

6'5 / 212 / RS - Sophomore

Charlotte, N.C. (W. Mecklenburg)

AS A RS - SOPHOMORE (2016):

- Backup quarterback who came in during the second half of the Notre Dame contest in what his head coach called the 'monsoon package' and ended up rushing for 56 yards on 10 carries. Also completed two pass attempts.
- Led the longest drive of the day against the Fighting Irish for either team (7:49) in the 3rd quarter. Even though the Pack did not score on that contest, it ate up clock and gave the Irish the ball at their own 25.
- Responsible for three touchdowns in three plays in the first 3 quarters of the ODU game. Rushed for two and threw for one.

AS A RS - FRESHMAN (2015):

- Saw action in seven games, he led the Wolfpack to two scores in the win at South Alabama. Completed .571 of his pass attempts for the season.

AS A FRESHMAN (2014):

- Redshirted the season at quarterback.

IN HIGH SCHOOL:

- Played quarterback at for coach Jeff Caldwell. As a freshman, he was a 5'9 option quarterback.
- Led team to a 9-3 record and a berth in the NC 4AA state playoffs in 2013.
- Also played high school basketball.
- Senior Stats: Threw for over 1,700 yards and 17 touchdowns.
- Junior Stats: Threw for over 1,700 yards and 22 touchdowns and rushed for over 200 yards and six touchdowns.
- Honors: Played in the 2013 North Carolina-South Carolina Shrine Bowl. Was the starting QB for North Carolina, completing 16-of-26 passes for 164 yards.

- Rankings: the No. 15 quarterback nationally by scout.com. No. 18 pro-style quarterback and No. 22 player in North Carolina by rivals.com. No. 20 pocket-passer quarterback nationally and the No. 16 player in North Carolina by ESPN.com.
- Personal: As a freshman in high school, was a 5'9 option QB. Enrolled in exploratory studies.

2016 McClendon Game by Game Stats										
Opponent	Pl	Cmp-Att	Yds	Int	TD	Lg	Rush-Yds	TD	Tot	Off
W&M	26	6-9	88	1	0	29	6-5	0	93	
ECU			DNP							
ODU	13	3-4	31	0	1	19	2-4	2	35	
WFU	1	0-0	0	-	-	-	1-(1)	0	(1)	
ND	17	2-2	14	0	0	11	10-56	0	70	
@ Clemson	2	0-1	0	0	0	-	1-(2)	0	(2)	
@ Louisville	7	0-3	0	1	0	-	0-0	0	0	
BC			DNP							
FSU			DNP							
@ Syracuse	17	3-5	20	2	0	15	4-31	0	51	
Miami	6	0-0	0	0	0	-	0-0	0	0	
@ UNC	22	2-5	23	0	0	18	7-42	0	65	

McClendon Career Stats										
Year	GP-GS	Pl	Cmp-Att	Yds	Int	TD	Lg	Rush-Yds	Tot	Off
2015	7-0	66	8-14	69	0	0	15	5-11	80	
2016	9-0	111	16-29	176	4	1	29	31-135	311	
Totals	16-0	177	24-43	245	4	1	29	36-146	391	



21 NICK MCCLOUD, CB

6'2 / 175 / Freshman

Rock Hill, N.C. (South Pointe)

AS A FRESHMAN (2016):

- Only true freshman to see action from scrimmage on defense.

IN HIGH SCHOOL:

- Played defensive back and wide receiver at South Pointe High School. Helped lead his team to a 14-1 record and the South Carolina Class AAA championship as a senior ... Team won 35-0 in the title game, its second straight state title
- Junior Stats: Caught 33 passes for 349 yards and 2 TDs.
- Honors: Named to the 2015 all-state team by USA Today and SCHSL. Played in the North/South All-Star game.
- Rankings: No. 7 player in the state of South Carolina by rivals.com. No. 117 cornerback nationally, No. 7 in South Carolina, by scout.com.

2016 McCloud Game by Game Stats										
Opponent	Pl	Ht	Ast	Tot	TFL	Sk	CF/RF	PBU	INT	
W&M	6	1	0	1						
@ ECU										Special Teams Only
ODU	20	1	1	2						
WFU										DNP - Injured
ND										DNP
@ Clemson	2	2	0	2						
@ Louisville	29	0	0	0						
BC										Special Teams Only
FSU										Special Teams Only
@ Syracuse	0	1	0	1						
Miami	10	0	0	0						1
@ UNC	36	1	0	1						

McCloud Career Stats										
Year	GP-GS	Pl	Hit	Ast	Tot	TFL	PBU			
2016	9-0	103	6	1	7		1			



88 PHAROAH MCKEVER, TE

6’6 / 260 / RS - Junior
Tabor City, N.C. (S. Columbus)
Pronunciation: FAIR oh muh KEEV uhr

AS A RS - JUNIOR (2016):

- In his first full season as a tight end, he blocked a 4th quarter punt vs. Notre Dame that was recovered and returned for the winning touchdown.
- Played mainly on special teams, he saw action from scrimmage in four contests.

AS A RS - SOPHOMORE (2015):

- Reserve defensive end who saw limited action.
- Moved to tight end before bowl practices and ended up catching an 82-yard TD pass in the Belk Bowl - the 11th-longest reception in school history

AS A RS - FRESHMAN (2014):

- Former wide receiver who became a mainstay on the defensive line late in the season.
- Had one of the most exciting plays of the year at Syracuse when he dropped back in coverage, picked off a pass and rumbled 82 yards for a touchdown. That was the eighth-longest INT return in school history.
- Tallied two big tackles for loss and a 15 yard sack in the win at UNC.

AS A FRESHMAN (2013):

- Redshirted the season at wide receiver. Moved to defensive end in the spring of 2014.

IN HIGH SCHOOL:

- Played quarterback and safety for coach Jake Fonvielle.
- Team posted a 12-3 record his senior year, a 32-8 mark for his career and reached the state semifinals.
- Honors: Region’s Defensive Player of the Year by the Wilmington Star-New. Three time All-Waccamaw Conference selection and the 2012 Columbus County Player of the Year. 2A all-state selection.
- Career Stats: 3,617 passing yards, 2,070 rushing yards, 280 tackles, 18 interceptions
- Senior Stats: 2,500+ total yards, 126 tackles, six interceptions .
- Junior Stats: 1,267 yards passing with 14 TDs. Rushed for 11 TDs.
- Personal: A social work major.

2016 McKeever Game by Game Stats

Opponent	PI	Rec.	Yds	TD	Lg	BK
W&M	5	0	0	0	-	
@ ECU			Special Teams Only			
ODU	2	0	0	0	-	
WFU			Special Teams Only			
ND	0	0	0	0	-	1
*@ Clemson	2	0	0	0	-	
@ Louisville			Special Teams Only			
BC			Special Teams Only			
FSU			Special Teams Only			
@ Syracuse	1	0	0	0	-	
Miami	9	0	0	0		
@ UNC						

McKeever Career Stats

Year	GP-GS	PI	Rec	Yds	TD	Hit	Ast	Tot	TFL	Sk	QP	INT	CF	BK
2014	10-2	196	-	-	-	8	1	9	3-21	1-15	1	1-82-1	1	
2015	7-0	75	1	82	1	2	4	6	0.5-1					
2016	12-1	19	0	0	0							1	1	
Totals	29-3	290	1	82	1	10	5	15	3.5-22	1-15	1	1-82-1	2	1



16 JAKOBI MEYERS, WR

6’3 / 188 / RS - Freshman
Lithonia, Ga. (Arabia Mountain)
Pronunciation: jah KOE bee

AS A RS - FRESHMAN (2016):

- Moved to wide receiver from quarterback a week before the season opener.

- Played in 11 of the 12 games from scrimmage and tallied 13 receptions.

AS A FRESHMAN (2015):

- Redshirted the season at quarterback, he underwent knee surgery.
- IN HIGH SCHOOL:**
- Played quarterback at Arabia Mountain High School for coach Stanley Pritchett.
- Also played basketball and baseball for Arabia Mountain.
- Senior Stats: Completed 110 of 170 passes (64.7 percent) for 1,834 yards and 23 touchdowns. Rushed for 534 yards and eight more scores.
- Junior Stats: Threw for 1,600 yards and 15 TDs and rushed for 425 yards and six TDs.
- Honors: Named all-county and all-region as a senior. Named all-region for baseball. Member of National Honor Society, National Society of High School Scholars, National Beta Club, and earned the National Academy of Future Physician’s and Medical Scientist Award of Excellence.
- Rankings: Ranked the No. 53 dual-threat quarterback nationally by ESPN.com.
- Personal: A life science major.

2016 Meyers Game by Game Stats

Opponent	PI	Rec	Yds	TD	LPCmp	Att	Yds	TD
W&M	14	1	9	0	9			
@ ECU	1	0	0	0	-			
ODU	24	3	50	0	32			
WFU	10	2	28	0	23	1-1	27	
ND	6	0	0	0	-			
@ Clemson			Special Teams Only					
@ Louisville	17	3	21	0	14	0-1	0	
BC	3	0	0	0				
FSU	2	0	0	0				
@ Syracuse	9	0	0	0				
Miami	7	2	15	0	8			
@ UNC	5	2	35	0	21			

Meyers Career Stats

Year	GP-GS	PI	Rec	Yds	TD	LP	Cmp	Att	Yds	TD	Rush
2016	12-0	98	13	158	0	32	1	2	27	0	1-4



58 AIRIUS MOORE, LB

6’0 / 237 / Junior
Beavercreek, Ohio (Beavercreek)
Pronunciation: AIR ee us

AS A JUNIOR (2016):

- Ranks thiridon the team in tackles this season, second in tackles for loss.
- Tallied a career-high 4.5 tackles for loss at ECU, he has been one of the ACC leaders all season in that category.

AS A SOPHOMORE (2015):

- Team leader in tackles with 77.
- Started nine games at WLB and started at MLB vs. Clemson, Florida State, Syracuse and UNC.
- Earned the Bill Cowher Award for Most Valuable Wolfpack linebacker.
- Led the team in tackles vs. Louisville with nine and at VT and FSU with 10.

AS A FRESHMAN (2014):

- Saw action in every contest, starting four at middle linebacker.
- The truest, true freshman on the squad - he did not arrive on campus until the first day of fall camp.
- Led the team in tackles vs. Louisville (his first start), Syracuse and Wake Forest.

IN HIGH SCHOOL:

- Played on both sides of the ball for Coach Scott Clodfelter.
- Senior Stats: Tallied 74 tackles, including four sacks, and had an interception in 10 games. Also played running back where he had 53 carries for 272 yards and six TDs.
- Sophomore Stats: Had 37 solo tackles and 36 assists.
- Rankings: No. 27 LB nationally and No. 39 play in Ohio by rivals.com.
- Personal: Trained with former Wolfpack wide receiver Tramain Hall in middle school and high school. Majoring in social work.

2016 Moore Game by Game Stats									
Opponent	PI	Ht	Ast	Tot	TFL	Sk	QP	PBU	CF/RF
*W&M	43	2	2	4	1.5-3				
*@ ECU	79	7	4	11	4.5-11	0.5-4			
*ODU	58	4	2	6					
*WFU	60	3	2	5					
*ND	56	4	4	8	1-2		1		
*@ Clemson	94	5	3	8					0/1
*@ Louisville	79	4	1	5	0.5-1			1	
*BC	79	3	3	6					
*FSU	59	4	2	6	0.5-1				1/1
*@ Syracuse	55	4	1	5	3.5-13			1	
*Miami	68	2	5	7					
*@ UNC	69	5	1	6				1	

Moore Career Stats

Year	GP-GS	PI	Hit	Ast	Tot	TFL-YD	Sk-Yd	QP	PBU	CF/RF
2014	13-4	337	21	16	37	3.5-11	1-8	2		1/0
2015	13-13	793	32	45	77	8-22	0.5-7	3	1	0/1
2016	11-11	730	47	30	77	11.5-31	0.5-4	1	3	1/2
Totals	37-28	1,860	100	91	191	23-64	2-19	6	4	2/3



86 THADDEUS MOSS, TE

6’4 / 247 / Freshman
Charleston, W.V. (Mallard Creek - NC)

AS A FRESHMAN (2016):

- Caught his first career TD in the win over ODU.
- One of only two (Kelvin Harmon) true freshmen to start a game for the Pack in 2016. He has started three contests.

IN HIGH SCHOOL:

- Played tight end at Mallard Creek High School for coach Michael Palmieri. Helped lead his team to its third straight NC 4AA state championship as a senior, MCHS won 49-6 in title game. Squad finished 14-2 and was the No. 1 ranked team in all of North Carolina after the season according to MaxPreps.com.
- Senior Stats: 54 receptions for 831 yards and 13 touchdowns ... Also plays varsity basketball ...
- Rankings: No. 123 player nationally regardless of position by rivals.com. No. 6 tight end nationally and No. 7 overall player in North Carolina by rivals.com. No. 18 tight end nationally, No. 2 in North Carolina, by scout.com.
- Personal: Father, Randy Moss, played 14 seasons in the NFL and finished his career ranked second on the NFL all-time-regular season touchdown reception list with 156. Randy was a two-time All-American at Marshall, and was a first round draft pick in 1998

2016 Moss Game by Game Stats

Opponent	PI	Rec	Yds	TD	LP
W&M	32	2	16	0	9
@ ECU	4	1	10	0	10
ODU	25	1	3	1	3
WFU	20	1	17	0	17
ND	21	0	0	0	-
*@ Clemson	32	0	0	0	-
@ Louisville	22	0	0	0	-
BC	15	0	0	0	
FSU	7	0	0	0	
*@ Syracuse	37	0	0	0	-
*Miami	37	1	3	0	3
@ UNC	26	0	0	0	

Moss Career Stats

Year	GP-GS	PI	Rec	Yds	TD	LP
2016	12-3	278	6	49	1	17



94 MONTY NELSON, DT

6’2 / 315 / Senior
Plantation, Fla. (Plantation)

AS A SENIOR (2016):

- Key reserve on the defensive line.
- AS A JUNIOR (2015):**
- Co-recipient of the team’s Ken McNeill Iron Wolf Award, which is awarded annually to the player who makes the greatest comeback from injury. He underwent microfracture surgery in his knee and came back to make a solid contribution.
- Played in all 13 games, starting the Belk Bowl vs. Mississippi State.

AS A SOPHOMORE (2014):

- Slowed by injury the entire season, he missed seven games.
- Started the first five contests.

AS A FRESHMAN (2013):

- Second-team Freshman All-American according to Athlon.
- Only true freshman to play on the defensive front, he started five games.
- Ranked fourth on the team in tackles for loss with 8.5.

IN HIGH SCHOOL:

- Three-year starter for coach Steve Davis,
- Team posted an 8-3 record and earned a berth in the Florida 7A regional semifinals.
- Also qualified for the wrestling state championships.
- Senior Stats: 11.5 sacks
- Rankings: No. 43 defensive tackle nationally by rivals.com.
- Personal: Enrolled in exploratory studies.

2016 Nelson Game by Game Stats

Opponent	PI	Ht	Ast	Tot	TFL	Sk	QP	PBU	CF/RF
W&M	11	0	2	2					
@ ECU	32	0	1	1	0.5-0			1	
ODU	32	1	4	5	0.5-1				
WFU			DNP						
ND	10	0	0	0					
@ Clemson	33	3	2	5	1-9	1-9			
@ Louisville	39	3	0	3					
BC	25	1	2	3					
FSU	17	0	0	0					
@ Syracuse	18	2	0	2					
Miami	17	0	1	1					
@ UNC	17	1	1	2				1	

Nelson Career Stats

Year	GP-GS	PI	Hit	Ast	Tot	TFL	Sk	QP	PBU	CF/RF
2013	12-5	370	9	23	32	8.5-20	0.5-0			1/0
2014	6-5	191	4	14	18	1.5-7	1-6			1/2
2015	13-1	205	3	6	9	1-1	0.5-1			
2016	11-0	251	11	13	24	2-10	1-9	1	1	
Totals	42-10	1,017	27	56	83	13-38	3-16	1	1	2/2



27 DAKWA NICHOLS, RB

5’9 / 195 / RS - Junior
Rockingham, N.C. (Richmond)
Pronunciation: duh KWAY

AS A RS - JUNIOR (2016):

- Missed the last two games of the regular season with an injury. He also out
- AS A RS - SOPHOMORE (2015):**
- Rushed for 78 yards on 12 carries and earned his first career start in the win over Syracuse. He averaged 6.5 yards per rush.
- Started two contests at running back.

AS A RS - FRESHMAN (2014):

- Reserve running back who took over the kickoff return duties in the last four games.
- His 132 yards in kick returns vs. Georgia Tech rank 20th on Wolfpack single game list.
- Named the Offensive Scout Team Player of the Year.

AS A FRESHMAN (2013):

- Red-shirted the season.

IN HIGH SCHOOL:

- Team posted an 11-2 record under coach Paul Hoggard, the squad reached the state quarterfinals and ranked No. 13 in North Carolina..
- Senior Stats: 91 carries for 1,094 yards and 14 touchdowns.
- Junior Stats: Rushed for just under 1,000 yards and had 15 touchdowns.
- Personal: Enrolled in exploratory studies.

2016 Nichols Game by Game Stats							
Opponent	Pl	Att	Yds	TD	Lg	Rec-Yds	TD
W&M	8	4	27	0	11	0-0	0
@ ECU		Special Teams Only					
ODU	19	7	29	1	9	1-19	0
WFU	12	1	9	0	9	0-0	0
ND		Special Teams Only					
@ Clemson		Special Teams Only					
@ Louisville	13	2	0	0	1	0-0	0
BC	3	0	0	0	-	1-4	0
FSU	5	2	12	0	9	0-0	0
@ Syracuse	12	1	6	0	6	0-0	0
Miami		DNP - Injured					
@ UNC		DNP - Injured					

Nichols Career Stats									
Year	GP-GS	Pl	Rush	Yds	TD	LG	Rec-Yds	TD	KOR
2014	12-0	16	11	66	0	18	0-0	0	11-217
2015	13-2	219	43	201	1	19	1-4	0	0-0
2016	10-0	72	17	83	1	11	2-23	0	1-22
Totals	35-2	307	71	350	2	19	3-27	0	12-239



32 RILEY NICHOLSON, LB

6'0 / 229 / Sophomore

Kissimmee, Fla. (Osceola)

AS A SOPHOMORE (2016):

- * Top linebacker reserve.

- Started the BC game but left early with an injury and missed the next two contests.

AS A FRESHMAN (2015):


- Only true freshman to start on defense - he got the nod at WLB against No. 3 Clemson, No. 16 Florida State, Syracuse and No. 11 UNC.
- Led the squad in tackles vs. Syracuse with 9.
- Enrolled at NC State for the 2015 spring semester and participated in spring drills.

IN HIGH SCHOOL:

- Played linebacker and tight end for coach Doug Nichols.
- Team posted a 13-2 record, was Florida 7A state runner-up.
- Senior Stats: Totaled 132 tackles, including 70 solo stops as a senior.
- Junior Stats: Recorded 100 tackles, including 58 solo and 17 tackles for loss and forced six fumbles.
- Rankings: No. 66 middle linebacker nationally in Florida by scout.com.
- No. 25 inside linebacker by ESPN.com.
- Personal: Enrolled in exploratory studies.

2016 Nicholson Game by Game Stats							
Opponent	Pl	Ht	Ast	Tot	TFL	Sk	QPCF/RE
W&M	6	2	0	2	1-3		
@ ECU		Special Teams Only					
ODU	3	1	0	1			1
WFU	21	0	0	0			
ND	21	1	3	4	0.5-1	0.5-1	
@ Clemson	19	0	0	0			
@ Louisville	17	3	0	3			1/0
*BC	11	0	0	0			
FSU		DNP - Injured					
@ Syracuse		DNP - Injured					
Miami	2	0	0	0			
@ UNC		Special Teams Only					

Nicholson Career Stats									
Year	GP-GS	Pl	Hit	Ast	Tot	TFL-YD	Sk-Yd	QP	PBUCE/RF
2015	13-4	213	13	18	31	3-4		1	1
2016	10-1	100	7	3	10	1.5-4	0.5-1	1	1/0
Totals	23-5	313	20	21	41	4.5-8	0.5-1	2	1/0



70 TERRONNE PRESCOD, OG/OT

6'5 / 338 / RS - Sophomore

Decature, Ga. (Columbia)

Pronunciation: TER own PRESS cod

AS A RS - SOPHOMORE (2016):

- Earned the team's "Alpha Rising" award as the most improved player.

- Earned his first career start at No. 7 Louisvllle, he got the nod at right tackle. Also started vs. FSU and at UNC.

- Played at right guard in the first six games of the season.

- Saw action at both spots against Boston College.

AS A RS - FRESHMAN (2015):

- Played in 12 games, mainly on special teams.
- Saw action from scrimmage in the first two games of the season.

AS A FRESHMAN (2014):

- Enrolled at NC State in January of 2014 and participated in spring drills.
- Redshirted the season.

IN HIGH SCHOOL:

- Played offensive guard for coach David Edwards.
- Honors: 2013 4A all-state selection by the Atlanta Journal Constitution
- Rankings: No. 47 guard nationally by scout.com. No. 28 guard nationally by rivals.com and the No. 51 player in Georgia. No. 79 offensive guard nationally by ESPN.com.
- Personal: A communication major.

2016 Prescod Game by Game Stats			
Opponent	Pl	KD	Sk Allowed
W&M	6	0	0
@ ECU	1	0	0
ODU	9	0	0
WFU	2	1	0
ND		Special Teams Only	
@ Clemson	15	0	1
*@ Louisville	63	1	1
BC	33	0	0
*FSU	48	0	0
@ Syracuse	40	0	0
Miami	27	1	0
*@ UNC	35	0	0

Prescod Career Stats				
Year	GP-GS	Ply	KD	SK Allow
2015	12-0	42	NA	NA
2016	12-3	279	3	2
Totals	24-3	321	NA	NA



54 WILL RICHARDSON, OT

6'6 / 303 / RS - Sophomore

Burlington, N.C. (Cummings)

AS A RS - SOPHOMORE (2016):

- * Started the first six games of the season at right tackle before missing the Louisville game with an illness.

- Was not enrolled at NC State during the spring.

AS A RS - FRESHMAN (2015):

- Starting right tackle in nine games.
- Suspended vs. Boston College for a violation of team rules.

AS A FRESHMAN (2014):

- Redshirted the season, he missed par of 2015 spring drills due to injury.

IN HIGH SCHOOL:

- Played offensive tackle for coach Steve Johnson.
- Also played basketball.
- Honors: A two-time Burlington Times-News all-region selection. Played in the 2013 North Carolina-South Carolina Shrine Bowl.
- Rankings: No. 94 offensive tackle nationally by scout.com. No. 61 offensive tackle nationally and the No. 18 player in North Carolina by rivals.com. Ranked in ESPN.com's top 300. No. 16 offensive guard nationally and the No. 13 player in North Carolina by ESPN.com.
- Personal: A criminology major.

2016 Richardson Game by Game Stats			
Opponent	Pl	KD	Sk Allowed
*W&M	81	4	0
*@ ECU	66	2	0
*ODU	62	1	0
*WFU	80	2	1
*ND	64	4	0
*@ Clemson	74	6	0
@ Louisville		DNP - Injured	
*BC	36	0	1
FSU	64	2	1
*@ Syracuse	86	6	0
*Miami	76	1	0
@ UNC	57	2	0

Richardson Career Stats				
Year	GP-GS	Ply	KD	SK Allow
2015	11-11	588	NA	NA
2016	11-9	746	30	3
Totals	22-20	1,334	NA	NA



95 TYRONE RILEY, DE

6'6 / 285 / RS - Freshman

Savannah, Ga. (Calvary Day)

AS A RS - FRESHMAN (2016):

- Had his best outing of the season at Louisville, when he tallied five tackles, including an eight-yard sack, in a career-high 30 snaps.
- Tore his bicep and missed the next two games.

AS A FRESHMAN (2015):

- Redshirted the season at defensive end.

IN HIGH SCHOOL:

- Played defensive end at Calvary Baptist High School for coach Danny Britt. Also played high school basketball.
- Junior Stats: 85 tackles, including six for loss.
- Rankings: No. 124 defensive end nationally by scout.com. No. 27 weakside defensive end nationally by rivals.com. No. 51 outside linebacker nationally by ESPN.com.
- Personal: Enrolled in exploratory studies.

2016 Riley Game by Game Stats						
Opponent	Pl	Ht	Ast	Tot	TFL	Sack
W&M	3	0	0	0		
@ ECU	7	0	0	0		
ODU	6	0	0	0		
WFU		Special Teams Only				
ND		Special Teams Only				
@ Clemson	28	0	1	1		
@ Louisville	30	5	0	5	1-8	1-8
BC		DNP - Injured				
FSU		DNP - Injured				
@ Syracuse	14	1	0	1	1-1	
Miami	8	1	0	1		
@ UNC	11	0	0	0		

Riley Career Stats							
Year	GP-GS	Ply	Ht	Ast	Tot	TFL	Sack
2016	10-0	107	7	1	8	2-9	1-8



45 DARIAN ROSEBORO, DE

6'4 / 280 / Sophomore

Lincolnton, N.C. (Lincolnton)

AS A SOPHOMORE (2016):

- Ranks 11th in the ACC in sacks, he ranked second on the Wolfpack squad with seven.

- Earned his first career start at No. 7 Louisville.

- Almost one-third of his tackles were behind the line of scrimmage in 2016.

AS A FRESHMAN (2015):

- Dropped back in coverage and picked off a pass in the win over Syracuse. He took it to the house for a 20-yard touchdown.
- Earned the team's Philip Rivers Award for the defense, given to the top freshman of the year.
- Enrolled at NC State for the 2015 spring semester and participated in spring drills.

IN HIGH SCHOOL:

- Played defensive end and running back for coach Scott Cloninger.
- Helped lead his team to an 11-3 record and the NC 2AA state quarterfinals.
- Senior Stats: Totaled 125 tackles, 18 tackles for loss and 10 sacks. Rushed for 1,459 yards and 34 TDs.
- Honors: Named to the AP all-state team. Named a sophomore All-American by MaxPreps.com. Played in the 2014 Shrine Bowl and the Semper Fidelis All-American game in Carson, Calif.
- Junior Stats: Tallied 128 tackles, including 26 tackles for loss and 11 sacks, while registering seven pass breakups.
- Sophomore Stats: Posted 107 tackles, 30 tackles for loss, eight sacks, and four forced fumbles.
- Freshman Stats: A varsity starter, totaling 107 tackles, seven sacks, and 12 tackles for loss.
- Rankings: No. 39 player nationally regardless of position, the No. 4 defensive tackle nationally, and No. 1 player in North Carolina by rivals.com. No. 147 player nationally regardless of position, the No. 14 defensive tackle nationally, and No. 3 player in North Carolina by scout.com. No. 166 nationally in the ESPN 300 and the 19th-best DT by ESPN.com.
- Personal: A sport management major.

2016 Roseboro Game by Game Stats									
Opponent	Pl	Ht	Ast	Tot	TFL	Sk	QP	PBU	INT
W&M	23	1	1	2	0.5-1				1
@ ECU	38	3	1	4	2.5-7				1
ODU	53	4	2	6	3-25	3-25			
WFU	49	0	2	2					
ND	16	0	0	0					1
@ Clemson	43	2	1	3	1-2	1-2			
*@ Louisville	46	0	0	0					
BC	30	1	0	1	1-10	1-10			1
FSU	28	0	1	1					
@ Syracuse	25	1	0	1	1-13	1-13			
Miami	34	3	0	3	1-11	1-11			
@ UNC	32	0	1	1					1

Roseboro Career Stats										
Year	GP-GS	Ply	Ht	Ast	Tot	TFL	Sk	PBU	Int	QP
2015	13-0	253	8	10	18	5.5-31	4-27	3	1-20-1	
2016	12-1	417	15	9	24	10-69	7-61			5
Totals	25-1	670	23	19	42	15.5-100	11-88	3	1-20-1	5



28 JAYLEN SAMUELS, TE/FB

5'11 / 223 / Junior

Charlotte, N.C. (Mallard Creek)

AS A JUNIOR (2016):

- Ranks seventh in school history with 28 career touchdowns.
- Tallied his first 100-yard receiving game vs. No 3 Clemson.
- Has caught a pass in 26 straight games - the 5th longest streak in school history.
- The Pack's leading receiver with 49 catches and the third-leading rusher.
- A third-team All-ACC choice of the league coaches, honorable mention by the league media.
- Averaging 5.8 yards per rush in 2016, 6.8 for his career.
- Threw his first career TD pass in the win at UNC.

AS A SOPHOMORE (2015):

- A first-team All-ACC performer and third-team All-American, he had more receptions than any tight end nationally.
- His 16 touchdowns (9 rushing, 7 receiving) tied with Torry Holt (1998) as the third-best single-season mark in school history and was the most ever for a Wolfpack sophomore.
- Team's third-leading rusher and leading receiver, his 65 receptions was the fifth-highest single season total in school history.
- Ranked fifth in the ACC in receptions per game, second in touchdowns.
- Earned the Torry Holt Award, given to the team's most valuable offensive player.
- Scored three touchdowns in four carries in the season opener.

AS A FRESHMAN (2014):

- Dynamic young player who posted one of the best yards-per-rush (9.5) and yards-per-reception (16.0) averages on the team.
- Caught the first touchdown in the win over UCF in the Bitcoin St. Petersburg Bowl - an 18-yard reception from RB Shadrach Thornton.
- Led the team in rushing at Syracuse, even though he had just two carries.

HIGH SCHOOL (2014):

- Played running back and H-back for coach Michael Palmieri. Helped team to a perfect 16-0 record and the NC 4AA state title. Had seven carries for 99 yards and 3 TDs and 5 receptions for 114 yards and 2 more scores in title game.
- Team ranked No. 1 in the state, No. 31 nationally by MaxPreps.com.
- Also played high school basketball.
- Senior Stats: Scored a touchdown every 2.8 times he touched the ball - 59 total. Rushed 109 times for 1,404 yards and a 12.9 yards/carry average and 39 TDs. Also had 49 catches for 932 yards and 16 more scores.
- Junior Stats: Played WR, tallying 45 catches for 1,021 yards and 12 TDs.
- Honors: A 2013 Associated Press all-state selection. Named the Charlotte Mecklenburg I-Meck Offensive Player of the Year. Named Mr. 4A Football by NCPreps.com.
- Rankings: No. 7 fullback nationally by scout.com. No. 2 fullback and No. 20 player in North Carolina by rivals.com. No. 97 athlete nationally by ESPN.com.
- Personal: Enrolled in exploratory studies.

2016 Samuels Game by Game Stats									
Opponent	Pl	Rush	Yds	TD	Lg	Rec-Yds	TD	LG	
*W&M	47	5	24	2	9	5-66	1	22	
*@ ECU	46	4	16	1	8	5-41	0	28	
*ODU	25	3	22	0	17	3-28	2	19	
*WFU	37	2	24	0	24	7-50	1	13	
*ND	27	4	16	0	11	1-6	0	6	
*@ Clemson	45	0	0	0	-	8-100	0	38	
*@ Louisville	33	1	0	0	-	4-26	0	21	
BC	35	0	0	0	-	1-8	0	8	
*FSU	69	4	29	1	23	3-31	0	23	
@ Syracuse	35	3	26	1	12	6-66	0	24	

*Miami	53	2	8	0	9	4-28	0	14
@ UNC	43	3	15	1	8	2-11	0	11

Samuels Career Stats									
Year	GP-GS	Pl	Rush	Yds	TD	LG	Rec-Yds	TD	LG
2014	13-2	126	15	143	1	17	6-96	1	42
2015	13-10	518	56	368	9	66	65-597	7	64
2016	11-9	495	31	180	6	24	49-461	4	38
Totals	37-21	1,138	102	691	16	66	120-1,154	12	64



66 JOE SCELFO, C

6'1 / 300 / Graduate

Bogart, Ga. (N. Oconee/South Alabama)

Pronunciation: SELL fo

AS A GRADUATE (2016):

- Has played 99% of the team's total offensive snaps in 2016 - he has not missed a snap during ACC play.
- Leads the team with 41 knockdown blocks.
- Named the Pack's Most Valuable Offensive Lineman.
- ACC Offensive Lineman of the Week for the UNC victory.
- Named to the 2016 preseason watch list for the Rimington Trophy.
- Graduate transfer from South Alabama, he joined the team in May.

AS A JUNIOR AT S. ALABAMA (2015):

- A first-team all-Sun Belt Conference on the offensive line.
- Led USA's line with six grades of 90 percent or better through its first 11 contests, posted 35 total knockdown blocks and did not surrender a sack.
- Named to the Rimington and Rotary Lombardi Preseason Watch Lists.

AS A RS - SOPHOMORE AT S. ALABAMA (2014):

- * One of two linemen to start all 13 contests.
- Earned the coaches' offensive line award on multiple occasions.
- Received a grade of 80 percent or better six times while earning the highest mark on the squad on five occasions. He recorded a total of 20 KD blocks.

AS A RS - FRESHMAN AT S. ALABAMA (2013):

- Played in 10 games, posting 15 knockdown blocks on 57 snaps.
- Received a perfect grade on five occasions.
- Named to the Sun Belt Conference Commissioner's List.

AS A FRESHMAN AT S. ALABAMA (2012):

- Redshirted the season.
- A member of the Sun Belt Conference Commissioner's List.

IN HIGH SCHOOL:

- Three-year starter at North Oconee HS, where he set the school's all-time record for pancake blocks. Helped the Titans advance to the second round of the state AA playoffs en route to a 11-1 finish as a senior. NOHS won the region championship with a 6-0 mark his final season.
- Honors: First-team AA all-state by the Atlanta Journal-Constitution, Athens Banner-Herald, Georgia Athletic Coaches Association and Georgia Sports Writers Association as a senior. Also selected the team's most valuable player. Played in the Semper Fi Bowl All-Star Game in Phoenix.
- Rankings: No. 1 center in Georgia, No. 12 center nationally by ESPN.com
- Personal: Also earned letters in basketball and baseball. Father, Chris, lettered in football at Louisiana-Monroe from 1983-85, and served as both a head and assistant coach at the collegiate level as well as serving as an assistant in the NFL on the Atlanta Falcons staff from 2008-14. Earned his undergraduate degree in leisure studies.

2016 Scelfo Game by Game Stats				
Opponent	Pl	KD	Sk	Allowed
*W&M	81	4		0
*@ ECU	66	2		0
*ODU	62	2		1
*WFU	80	2		0
*ND	64	8		0
*@ Clemson	75	5		0
*@ Louisville	63	2		0
*BC	67	1		0
*FSU	86	2		0
*@ Syracuse	86	3		0
*Miami	76	4		0
@ UNC	79	6		0

Scelfo Career Stats (at NC State)				
Year	GP-GS	Ply	KD	SK Allow
2016	12-12	885	41	1

Scelfo Career Stats (at South Alabama)		
Year	GP-GS	KD
2013	12-12	15
2014	12-12	20
2015	12-12	35
Totals	36-35	70



2 MIKE STEVENS, CB

5'11 / 190 / Junior

Davidson, N.C. (Davidson Day)

AS A JUNIOR (2016):

- Started every game of the season.
- Picked off his second career pass at No. 3 Clemson and returned it 28 yards for a score in that overtime game.

AS A SOPHOMORE (2015):

- Started 10 games at corner.
- Tied for the team lead in passes broken up.

AS A FRESHMAN (2014):

- Saw increased action in the last five games at corner, he was in for 89 of his 137 snaps in the last four games.
- Had a pair of big pass breakups in the bowl win over UCF.

IN HIGH SCHOOL:

- Played defensive back and wide receiver for coach Chad Grier at Davidson Day
- Helped team to a 12-1 record as a senior and the school's third straight N.C. Independent Schools Athletic Association Division II championship.
- Finished third in the 100-meter dash for the small independent schools' state track meet as a junior.
- Career Stats: Recorded 15 career interceptions and had 2,698 all-purpose yards and 35 total touchdowns.
- Senior Stats: Posted 39 tackles and three interceptions. 66 receptions for 1,334 yards and 18 touchdowns.
- Junior Stats: Had 71 tackles and five interceptions.
- Honors: Named to the NCISAA all-state team on both defense and offense.
- Rankings: No. 167 athlete nationally by ESPN.com.
- Personal: Brother, Matt, joined the team in January of 2016. Enrolled in exploratory studies.

2016 Stevens Game by Game Stats									
Opponent	Pl	Ht	Ast	Tot	TFL	Sk	PBU	INT	
*W&M	49	3	0	3					
*@ ECU	79	3	0	3					
*ODU	58	2	1	3					
*WFU	70	4	1	5					
*ND	64	2	0	2					
*@ Clemson	94	3	2	5			2	1-28	
*@ Louisville	66	0	0	0					
*BC	83	2	0	2					
*FSU	66	2	0	2					
*@ Syracuse	55	0	0	0					
*Miami	61	5	0	5				2	
@ UNC	60	0	2	2	0.5-4	0.5-4			

Stevens Career Stats									
Year	GP-GS	Pl	Hit	Ast	Tot	TFL-YD	Sk-Yd	PBU	IntCF/RF
2014	11-0	137	3	4	7			2	
2015	13-10	484	18	3	21	0.5-1		5	1-4
2016	12-12	805	26	6	32	0.5-4	0.5-4	4	1-28
Totals	36-22	1,426	47	13	60	1-5	0.5-4	11	2-32



35 KENTAVIUS STREET, DE

6'2 / 278 / Junior

Greenville, N.C. (Rose)

Pronunciation: ken TAY vee us

AS A JUNIOR (2016):

- Started 11 games at defensive end.

AS A SOPHOMORE (2015):

- Started 10 games at tackle, he also saw action at end.
- After playing at end in 2014, moved inside during spring workouts.

AS A FRESHMAN (2014):

- Talented young player who missed the regular season finale at UNC with an injury.
- Saw action in 12 games, 284 snaps, and tallied 23 tackles, including a season-best five snaps against Georgia Tech.

IN HIGH SCHOOL:

- Played defensive end and tight end at Rose High School for coach Dave Wojtecki.
- Helped team to a 12-3 record and the semifinals of the NC 4A state playoffs as a senior
- Attended Douglas (Ga.) Coffee County High his first two years of high school.
- Senior Stats: 92 tackles with 16 tackles for loss.
- Junior Stats: 93 tackles and 19.5 tackles for loss.
- Honors: Played in the U.S. Army All-American game in San Antonio, he was No. 11 overall player for the East squad postgame.
- Rankings: No. 18 defensive end nationally by scout.com. No. 43 player nationally regardless of position, the No. 4 strongside defensive end nationally, and No. 2 player in North Carolina by rivals.com. No. 68 in ESPN.com's top 300, as the No. 7 defensive end nationally and the No. 4 player in North Carolina.
- Personal: A sociology major.

2016 Street Game by Game Stats										
Opponent	Pl	Ht	Ast	Tot	TFL	Sk	QP	CF/RF	PBU	
*W&M	29	2	1	3	1.5-8	1-7				
*@ ECU	42	0	1	1	0.5-1				0/1	
*ODU	26	2	2	4	2-7	1-6	1			
*WFU	33	0	1	1						
*ND	35	3	3	6	1.5-3	1.5-3				
*@ Clemson	51	1	2	3			1			
@ Louisville	39	1	0	1						
*BC	50	1	2	3	1-15	1-15				
*FSU	39	0	1	1						1
*@ Syracuse	32	1	1	2	0.5-0					
*Miami	35	1	2	3	1-1					
@ UNC	37	0	0	0						

Street Career Stats										
Year	GP-GS	Pl	Hit	Ast	Tot	TFL	Sk	CF/RF	QP	PBU
2014	12-0	286	10	13	23	1-4			2	1
2015	13-10	425	10	21	31	3-6	0.5-2	1/0	2	2
2016	12-11	448	12	16	28	8-35	4.5-31	0/1	2	1
Totals	37-21	1,159	32	50	82	12-45	5-33	1/1	6	4



29 JACK TOCHO, CB

6'0 / 200 / Graduate

Charlotte, N.C. (Independence)

Pronunciation: TOE choe

AS A GRADUATE (2016):

- Invited to play in the East-West Shrine Game.
- Tallied a career-high nine tackles in the OT loss at No. 3 Clemson.
- Ranks ninth in the ACC in passes defended.
- Elected a team captain for 2016.
- A semifinalist for the National Football Foundation's William Campbell Trophy - given to football's top student-athlete.

- A two-time Academic All-ACC performer.
- Graduated in just three years, earning a degree in accounting in May of 2016.

AS A JUNIOR (2015):

- Missed the ECU game with an injury, he exited the Clemson game early with an injury as well and was out vs. BC.
- Co-recipient of the team’s Bob Warren Award for integrity and sports-manship.

AS A SOPHOMORE (2014):

- Turned in a solid performance in his second year as a starter.
- Led the team in passes broken up with 11.
- Earned the team’s Dewayne Washington Award for Defensive Back of the Year.
- An Academic All-ACC performer for the second time.
- Named to the 2014-15 ACC Academic Honor Roll.

AS A FRESHMAN (2013):


- Recipient of the team’s Philip Rivers Award as the Most Valuable Freshman.
- Only one of two freshmen to start a game on defense, he got the nod in the last seven games.
- In his first career start vs. Syracuse, picked off two passes in 35 snaps before leaving the game with an injury. He was named the ACC Rookie of the Week for that performance.
- An Academic All-ACC performer.

IN HIGH SCHOOL:

- Played cornerback, running back and safety for coach Bill Geiler.
- Played in the 2012 Shrine Bowl.
- Helped lead team to a 10-3 record and second round of the state playoffs.
- Was named school’s 2012 Scholar Athlete of the Year.
- Honors: Named to the Associated Press all-state team. Conference Co-Defensive Player of the Year and an All-Southwestern Conference performer as a junior and senior.
- Senior Stats: 57 tackles (49 solo), six INTs, three KO returns for TDs.
- Junior Stats: 48 tackles, five interceptions, 23 PBUs.
- Personal: Son of Kenyan immigrants, he has traveled to Africa several times. Earned his undergraduate degree in accounting in just three years

2016 Tocho Game by Game Stats										
Opponent	Pl	Ht	Ast	Tot	TFL	Sk	PBU	QP	INT	
*W&M	43	2	0	2				1		
*@ ECU	79	5	1	6				1		1-0
*ODU	45	1	0	1						
*WFU	70	4	0	4	1-4	1-4		2		
*ND	64	1	0	1				2		
*@ Clemson	92	7	2	9	1-3					
*@ Louisville	59	1	0	1						
*BC	83	4	0	4						
*FSU	66	2	0	2						
*@ Syracuse	55	2	0	2						1-0
*Miami	71	2	1	3				2		
*@ UNC	42	1	0	1				1		

Tocho Career Stats										
Year	GP-GS	Pl	Hit	Ast	Tot	TFL	Sk	PBU	QP	Int
2013	12-7	500	17	8	25			3	1	2-50
2014	13-13	830	33	7	40			11	0	1-0
2015	11-3	386	15	5	20			3	0	1-8
2016	12-12	769	32	4	36	2-7	1-4	9	0	2-0
Totals	48-35	2,485	97	24	121	2-7	1-4	26	1	6-58



87 MAURICE TROWELL, WR
5’11 / 191 / RS - Sophomore
Durham N.C. (Southern Durnam)
Pronunciation: TROU uhl (rhymes with towel)

AS A RS - SOPHOMORE (2016):

- Had a 70-yard touchdown reception against No. 7 Louisville.

AS A RS - FRESHMAN (2015):

- Scored an 83-yard TD vs. Boston College - that was the longest throw of QB Jacoby Brissett’s career and tied as the ninth-longest pass in school history.

- Left the Syracuse game after two snaps with an injury.
- Scored his first career touchdown on an 59-yard throw from Brissett in the win at Wake Forest.

AS A FRESHMAN (2014):

- Redshirted the season.

IN HIGH SCHOOL:

- Played wide receiver for coach Adrian Jones.
- Helped team to a 14-2 record and the 2013 NC 3AA state championship. He finished that game with eight catches for 198 yards and two touch-downs to earn Outstanding Offensive Player of the Game honors.
- Senior Stats: Caught 93 passes for 1,760 yards and 19 touchdowns. Tallied 2,190 all-purpose yards and 22 total TDs.
- Junior Stats: Had 48 receptions for 948 yards and 15 touchdowns.
- Honors: A 2013 Associated Press all-state selection. Selected to NCPreps.com 3A all-state team. A first-team all-conference selection. Played in the 2013 North Carolina-South Carolina Shrine Bowl where he had four receptions for 26 yards.
- Rankings: No. 59 wide receiver nationally by scout.com. No. 33 player in North Carolina by rivals.com. No. 85 wide receiver nationally and the No. 23 player in North Carolina by ESPN.com.
- Personal: Enrolled in exploratory studies.

2016 Trowell Game by Game Stats						
Opponent	Pl	Rec	Yds	TD	LP	Rush
W&M	24	1	6	0	6	
@ ECU	24	0	0	0	-	
ODU	27	2	11	0	8	1-2
*WFU	36	4	33	0	13	
ND		Special Teams Only				
@ Clemson	4	0	0	0	-	
@ Louisville	17	1	70	1	70	
BC	7	0	0	0	-	
FSU	8	1	29	0	29	
@ Syracuse	15	0	0	0	-	
Miami	6	0	0	0	-	
@ UNC	2	0	0	0	-	

Trowell Career Stats						
Year	GP-GS	Pl	Rec	Yds	TD	LP
2015	13-7	351	12	210	2	83
2016	11-1	170	9	149	1	70
Totals	24-8	521	21	359	3	83



14 DEXTER WRIGHT, S
6’2 / 232 / RS - Sophomore
Wilson, N.C. (Hunt)

AS A RS - SOPHOMORE (2016):

- Scored the game-winning touchdown after recovering a blocked punt versus Notre Dame.

- Saw action at LB and safety vs. FSU.

- Missed the first four games with an injury suffered in fall camp.

AS A RS - FRESHMAN (2015):

- Played in all 13 games on special teams.

AS A FRESHMAN (2014):


- Redshirted the season.

IN HIGH SCHOOL:

- Played running back and safety for coach Stevie Hinnant.
- Helped team to an 11-4 record as a senior and the NC state semifinals.
- Also played high school basketball
- Senior Stats: Posted 1,445 rushing yards (7.1 average) with 21 touchdowns. Finished with 98 tackles and two interceptions on defense.
- Honors: NCPreps.com 3A all-state team selection.
- Junior Stats: Recorded 89 tackles (67 solo), three interceptions, one forced fumble, and five pass deflections while playing safety.
- Rankings: No. 87 safety nationally by scout.com. No. 27 player in North Carolina by rivals.com. No. 71 safety nationally by ESPN.com.
- Personal: Enrolled in exploratory studies.

2016 Dex. Wright Game by Game Stats								
Opponent	Pl	Ht	Ast	Tot	TFL	Sk	CF/RF	PBU
WFU	ST	0	0	0				
ND	ST	0	0	0				
@ Clemson	ST	0	0	0				
@ Louisville	11	3	1	4				
BC	11	0	0	0				
FSU	15	0	1	1				1
@ Syracuse	3	0	0	0				
Miami	5	1	0	1				
@ UNC	9	0	1	1				

Dex. Wright Career Stats					
Year	GP-GS	Pl	Hit	Ast	Tot
2015	13-0	0	1	1	2
2016	8-0	51	4	3	7
Totals	21-0	51	5	4	9



8 DRAVIOUS WRIGHT, NICKEL
5’10 / 208 / Senior
Vero Beach, Fla. (Vero Beach)
Pronunciation: DRAY vee uhs

AS A SENIOR (2016):

- Has caused seven career fumbles, tied for sixth in school history.
- Has four caused fumbles in 2016, the fourth-best mark in the ACC and the 12th-best in the FBS.

- Has more career starts than any player on defense.

- Tough competitor on and off the field, he has Crohn’s disease.

AS A JUNIOR (2015):

- Starter at nickel in every game of the season.
- Earned the team’s Bo Rein Award for providing a vital contribution in an unsung role.
- Had a SportsCenter Top 10 Play of the Day against Troy when he sacked

- the QB, caused a fumble and then recovered it.

AS A SOPHOMORE (2014):

- Started 11 games at the nickel, he ranked fifth on the team in tackles with 52.
- Tied for the team lead with two caused fumbles.

AS A FRESHMAN (2013):

- Saw action from scrimmage in three games, every contest on special teams.

IN HIGH SCHOOL:

- Played cornerback for coach Lenny Jankowski, he helped lead his squad to a 9-2 record and the second round of the Florida 8A playoffs.
- Senior Stats: 68 tackles and four PBUs, five rushing touchdowns.
- Honors: A first-team all-area performer as a junior.
- Personal: Prep teammate of Pack CB Sean Paul. Enrolled in exploratory studies.

2016 Dra. Wright Game by Game Stats									
Opponent	Pl	Ht	Ast	Tot	TFL	Sk	CF/RF	PBU	
*W&M	26	1	1	2					
*@ ECU	45	1	4	5					
*ODU	37	0	2	2					
WFU	42	3	3	6				1/0	1
*ND	37	3	2	5					2
*@ Clemson	54	4	5	9				2/1	
*@ Louisville	37	4	1	5					1
*BC	50	3	0	3				1/1	
*FSU	37	7	3	10					
*@ Syracuse	29	3	0	3					
*Miami	49	1	1	2					
*@ UNC	38	5	1	6					1

D. Wright Career Stats										
Year	GP-GS	Pl	Hit	Ast	Tot	TFL	Sk	CF/RF	QP	PBU
2013	2-0	10	0	0	0					
2014	13-12	523	38	19	57	5-19	1-4	2/0		
2015	13-13	635	26	17	43	4.5-14	2-10	1/1	1	
2016	12-11	481	35	23	58			4/2		5
Totals	39-36	1,649	99	59	158	9.5-33	3-14	7/3	1	5
Tackles for Loss			1.5	Presbyterian, FSU (2014)						

THE 2016 WOLFPACK



2015 RESERVES, REDSHIRTS



ASA ALEXANDER
Defensive End



DAVION ALLRED
Defensive End



JOHNATHAN ALSTON
Cornerback



DYLAN AUTENRIETH
Tight End



BRYCE BANKS
Nickel



EVIN BELLAMY
Defensive End



NICHOLAS LACY
Conerback



JACKSON MAPLES
Placekicker



TANNER MCCARTHY
Placekicker



EMANUEL MCGIRT
Offensive Tackle



BROCK MILLER
Linebacker



TRAE MEADOWS
Nickel



HAMPTON BILLIPS
Defensive End



BRADY BODINE
Running Back




GRANT BOWMAN
Defensive Tackle




TROY BOWMAN
Defensive Tackle



HEATH BOYD
Running Back



MARQUISE BRAXTON
Fullback



JARIUS MOREHEAD
Stong Safety




STEPHEN MORRISON
Wide Receiver



GRANT PACANOVSKY
Defensive Tackle



DYLAN PARHAM
Quarterback



SEAN PAUL
Cornerback



FREDDIE PHILLIPS, JR
Cornerback



KENDALL BROWN
Offensive Tackle




WILL BROWN III
Conerback



JUSTIN CHASE
Offensive Guard



WOODY CORNWELL
Quarterback



TYLER DABBS
Wide Receiver



WILL DABBS
Safety



DAVID PIERSON
Linebacker



GERMAINE PRATT
Linebacker



JACKSON QUIGGLE
Long Snapper



JUMICHAEL RAMOS
Wide Receiver



C.J. RILEY
Wide Receiver



THOMAS RUOCCHIO
Tight End



PETER DANIEL
Offensive Tackle



JACOB DAVIS
Running Back



LOGAN DeBOER
Linebacker



WILL EASON
Wide Receiver



CLARK EYERS
Tight End



MILES FAISON
Wide Receiver



JOE SCULTHORPE
Offensive Guard



JOSH SESSOMS
Safety



BRYAN SMITH
Linebacker



JAMES SMITH-WILLIAMS
Defensive End



ISAIAH STALLINGS
Safety



DAESHAWN STEPHENS
Wide Receiver



BRYCE FOLSOM
Offensive Tackle



JOHNNY FRASIER
Running Back



BEN "SHUG" FRAZIER
Defensive Tackle



HARRISON GEE
Offensive Tackle



BEN GRAZEN
Wide Receiver



VERNON GRIER
Wide Receiver



MATT STEVENS
Linebacker



JOSH TAYLOR
Quarterback



JOHN TU'UTA
Offensive Guard



JAMES VALDEZ
Cornerback



PHILIP WALTON, Jr.
Offensive Tackle



AARON WILTZ
Offensive Tackle



DEONTE HOLDEN
Defensive End



FORD HOWELL
Linebacker



QUENTEZ JOHNSON
Defensive Tackle



BEN KAISER
Offensive Guard



BRYCE KENNEDY
Offensive Guard



TIM KIDD-GLASS
Safety



JUSTIN WITT
Offensive Guard



HEAD COACH DAVE DOEREN

Drake '93

For the strength of the Pack is the Wolf, and the strength of the wolf is the pack.

The first time that Dave Doeren walked into the Wendell H. Murphy Football Center on Dec. 1, 2012, he saw the words from Rudyard Kipling’s poem “Law of the Jungle” emblazoned on the wall outside the Wolfpack lockerroom. The phrase immediately resonated with the young coach and by the time he met with his new team for the first time, he had taken

the meaning of those words and compacted it to a simple phrase that would become the blueprint by which his teams would operate: 1Pack1Goal.

Doeren’s one goal for the Wolfpack? To become a championship team. He makes no bones about his desire for his team to compete for a championship on a conference and national level. He believed then, and is even more sure now, that the only way to play at a championship level is to work hard together to get there. He knows that it isn’t an overnight process and is committed to doing it the right way.

Although he was one of the youngest coaches in the nation when he was named the 34th head football coach in NC State history, Doeren brought two decades of experience into the position. His proven process has already paid off in results. Doeren has guided the Wolfpack to back-to-back bowl games and has coached bowl eligible teams in 11 of his 14 years in Division 1. In his four years, 74 members of the Wolfpack football squad have earned their degrees.

This season, while facing a daunting schedule, his squads lost four games, including two to ranked teams, by seven points or less. The Wolfpack rallied to defeat its rival UNC in the season finale and gain bowl eligibility for the third straight year.

In 2015, Doeren took one of the nation’s youngest teams and went to battle against three teams that ended the regular season ranked in the top 10. NC

State won four road games in 2015, more than any Wolfpack squad since 2002. No other State team has turned in more road victories since 1957. The team posted numbers on offense and special teams that were among the top marks in school history.

In 2014, his second year as the head coach at NC State, his team was the second-most improved in the Power 5 conferences. The Wolfpack more than doubled its win total from the previous season, earned a bowl victory and posted its highest team GPA in program history.

The 2014 Wolfpack squad was only the second in school history to score 40 or more points in five regular season games and posted its best rushing average since 1992. Despite the tough league schedule in 2015, the team posted four 40+ point games and an almost identical rushing output.

Doeren also believes that a championship mindset involves service and has built a program that prides itself in giving back to the community. Members of his teams have turned in over 5,000 collective hours of community service since he took over as head coach. His team has won the NC State Athletics Community Service Award each of the past two years.

No one outworks his staff when it comes to recruiting. That commitment has paid off in the Wolfpack’s highest rated recruiting class in over a decade in 2014.

Doeren, who has packed a career’s worth of experience into his 22 years in the coaching profession, is a living example of a single-minded focus on a goal. After eschewing medical school to follow his passion, he climbed rapidly through the coaching ranks.

He came to NC State after leading the program at Northern Illinois to its most successful two years in program history. His first Husky squad won the school’s first Mid-American Conference Championship since 1983 and tied the school record with 11 wins. His second version repeated as league champions and set a new school record by posting 12 victories for the season and earned a trip to the Orange Bowl - the first BCS berth ever for a MAC school. Doeren was a finalist for several national coach of the year awards following the 2012 campaign.



Under Doeren’s leadership, NIU boasted the nation’s longest conference winning streak with 17 straight wins versus MAC opponents. The Huskies never lost a home game during his tenure in DeKalb, winning a dozen home contests in his two seasons to extend the nation’s longest home winning streak to 21 games. The Huskies’ Academic Progress Rate (APR) ranked among the top five nationally as well. Prior to his stint in DeKalb, Doeren spent five seasons in the Big Ten at Wisconsin, where he served as defensive coordinator and linebackers coach. During Doeren’s time in Madison, the Badgers posted a 49-15 overall mark and played in the Champs Sports Bowl twice, the Outback Bowl, the Capital One Bowl and the Rose Bowl.

For his first two seasons in Madison, he served as co-defensive coordinator/recruiting coordinator/linebackers coach and in 2008, was named the primary defensive coordinator.

Doeren arrived at Wisconsin after four seasons (2002-05) at the University of Kansas, where he served as linebackers coach and recruiting coordinator for three seasons before being promoted to co-defensive coordinator under head coach Mark Mangino.

During Doeren’s time at Kansas, the Jayhawks ended a seven-year bowl drought, earning bids to the 2003 Tangerine Bowl and the 2005 Ft. Worth Bowl. The opponent in that first bowl appearance was a Philip Rivers-led NC State team.

In 2000 and 2001, Doeren coached the secondary at NCAA Division I-AA (now Football Championship Subdivision) powerhouse Montana, also serving as the Grizzlies’ recruiting coordinator for one year. Montana advanced to the the I-AA national championship game in 2000, losing by two points, but returned to win the national title the following season. The Grizzlies posted a 28-3 record and won two Big Sky Conference championships in his two years with the program and he coached five All-Americans, four All-Big Sky performers and two league defensive MVPs.

Doeren grew up right outside of Kansas City, where he watched his grandfather, Thomas Glennon, coach high school basketball and track. He loved the respect his grandfather commanded from his players, even after he retired from coaching. When he left for college at Drake University in Des Moines, Iowa, his goals were to play football, earn a pre-med degree, go to med school and become an orthopedic doctor. He accomplished the first two.

He lettered at tight end for the Bulldogs, catching 19 catches for 237 yards for his career. He majored in pre-medical biology, earning Academic All-American as a senior. He took the Medical College Admission Test (MCAT). His plans for the future changed, however, during the summer between his junior and senior years when his former coach at Bishop Miege High School asked him to lead seven-on-seven drills.

Doeren says from that moment on, he decided he wanted to be a coach. He pursued that goal with a relentlessness that never wavered. Instead of heading to med school, he landed his first coaching job in 1994, right there in Kansas at Shawnee Mission High School. His collegiate coaching career began just a year later, when he was named an assistant coach at Drake, leading the linebackers from 1995-97 before adding defensive coordinator chores in 1997. He also earned his master’s degree from Drake in educational leadership.

Doeren got his first taste of a bowl experience as a defensive graduate assistant at the University of Southern California. During his stint with the Trojans, he began work on his Ph.D.

Doeren met his wife Sara while he was coaching at Drake and she was a nursing student. The couple has three sons: Jacob (17), Luke (14) and Connor (10).



QUICK FACTS		YEAR-BY-YEAR WITH DAVE DOEREN				
Overall Record: 47-30 (6 years)		Year	School	Position	Record	Postseason Notes
Record at NC State: 24-26 (4 years)		1994	Shawnee Mission HS	Assistant Coach		
Playing Experience: High School: Played at Bishop Miege High School; College: Four-year letterwinner at tight end and Academic All-American at Drake.		1995	Drake	Linebackers	8-1-1	
Education: Earned a BS in pre-medical biology from Drake in 1993, a master’s degree in educational leadership from Drake in 1999 and began work on his Ph.D. at USC.		1996	Drake	Linebackers	8-3	
Personal Data: Married to the former Sara Vander Woude from Chariton, Iowa. The couple has three sons: Jacob (15), Luke (13), Connor (8).		1997	Drake	Linebackers/Defensive coor.	8-3	
		1998	USC	Graduate Assistant	8-5	Sun Bowl
		1999	USC	Graduate Assistant	6-6	
		2000	Montana	Defensive Secondary	13-2	IAA Runner-ups; Big Sky Champions
		2001	Montana	Defensive Secondary	15-1	I-AA Champions; Big Sky Champions
		2002	Kansas	LB/Recruiting Coordinator	2-10	
		2003	Kansas	LB/Recruiting Coordinator	6-7	Tangerine Bowl
		2004	Kansas	LB/Recruiting Coordinator	4-7	
		2005	Kansas	LB/Co-Defensive Coordinator	7-5	Ft. Worth Bowl
		2006	Wisconsin	Co-Def. Coor./Rec. Coor./LBs	12-1	Capital One Bowl
		2007	Wisconsin	Co-Def. Coor./Rec. Coor./LBs	9-4	Outback Bowl
		2008	Wisconsin	Defensive Coordinator/LBs	7-6	Champs Sports Bowl
		2009	Wisconsin	Defensive Coordinator/LBs	10-3	Champs Sports Bowl
		2010	Wisconsin	Defensive Coordinator/LBs	11-2	Rose Bowl; Big 10 Champions
		2011	Northern Illinois	Head Coach	11-3	GoDaddy.com Bowl; MAC Champions
		2012	Northern Illinois	Head Coach	12-1	*Orange Bowl; MAC Champions
		2013	NC State	Head Coach	3-9	
		2014	NC State	Head Coach	8-5	Bitcoin St. Pete Bowl
		2015	NC State	Head Coach	7-6	Belk Bowl
		2016	NC State	Head Coach	6-6	Independence Bowl
		* - Team competed in Orange Bowl after Doeren was named head coach at NC State				

ASSISTANT COACHES



ELIAH DRINKWITZ

Arkansas Tech '04

Offensive Coordinator/Quarterbacks
11th year in coaching

EDUCATION:

Earned a bachelor's degree in education from Arkansas Tech in 2004. Grad-uated magna cum laude and served as student body president.

PERSONAL:

Born in Norman, Oklahoma on April 12, 1983. He and his wife, the former Lind-sey Sivils of Alma, Ark., have two daughters: Addison (6) and Emerson (3).

BOWL EXPERIENCE

AS A COACH - NC State: 2016 Camping World Independence Bowl; Boise State: 2014 Fiesta Bowl, 2015 Poinsettia Bowl; Arkansas State: 2012 GoDaddy.com Bowl, 2013 GoDaddy Bowl; Auburn: 2010 BCS Championship Game, 2011 Chick Fil A Bowl

NATIONAL CHAMPIONSHIPS:

2010 BCS Championship (Auburn)

CONFERENCE CHAMPIONSHIPS:

SEC: 2010 Auburn; Sun Belt: 2012, 2013 Arkansas State; Mountain West: 2014 Boise State.

COACHING HIGHLIGHTS:

At NC State:

- NC State's 2016 offense ranks fifth in school history with 420.1 yards per game. The Pack posted over 500 yards of total offense in four games - the second-highest total in school history.
- The Wolfpack's offense has posted single-season numbers that rank in the top 10 in school history in nine different categories.
- First-year starting QB Ryan Finley has tallied the most passing yards ever for an NC State sophomore (2,824).
- RB Matthew Dayes became the Pack's first 1,000 yard rusher since 2002. Dayes finished the regular season with 1,119 rushing yards, the third-best mark in the ACC.

At Boise State:

- Offense ranked in the Top 15 nationally in points per game and total offense in 2015. The Broncos averaged 39.1 points and over 500 yards of offense per game this past season.
- In 2015, directed quarterback Brett Rypien to Mountain West Freshman of the Year honors, after he led the league in passing yards, total offense and completions.
- In 2014, Boise State's offense ranked ninth nationally in scoring during a 12-2 campaign that included a Mountain West title and Fiesta Bowl victory over Arizona.

At Arkansas State

- Worked under head coach Gus Malzahn in 2012 and Brian Harsin in 2013.
- Arkansas State ranked 23rd nationally in rushing offense in 2012, averaging 206.2 yards per game.
- The Red Wolves had seven games with more than 200 rushing yards, and led the Sun Belt with 31 rushing touchdowns.

At Auburn

- The Tigers went 14-0 in 2010, winning the Southeastern Conference Cham-pionship and, ultimately, the national title.



DAVE HUXTABLE

Eastern Illinois '79

Defensive Coordinator/Linebackers
35th year in coaching

EDUCATION:

Earned a bachelor's degree in education from Eastern Illinois in 1979.

PERSONAL DATA:

Born in Elgin, Illinois on December 20, 1956. He and his wife Vicki have a son, Jake, and a daughter, Shea.

BOWL EXPERIENCE:

AS A COACH - NC State: 2016 Camping World Independence Bowl, 2015 Belk Bowl, 2014 Bitcoin St. Petersburg; Pitt: 2013 BBVA Compass; Wisconsin: 2012 Rose; UCF: 2010 Liberty, 2009 St. Petersburg, 2007 Liberty, 2005 Hawaii; UNC: 2001 Peach; ECU: 1999 Mobile; Georgia Tech: 1997 Carquest, 1992 Peach.

CONFERENCE CHAMPIONSHIPS:

Big Ten: 2011 Wisconsin; Conference USA: 2007, 2010 Central Florida.

COACHING HIGHLIGHTS:

At NC State:

- NC State leads the ACC in rushing defense in 2016, allowing just 104.7 yards per game on the ground. That marks ranks fifth nationally, as five oppo-nents were held to less than 70 yards rushing.
- Heading into the bowl game, the NC State defense ranks 28th overall and 33rd in scoring defense in 2016.
- The Wolfpack's 2015 defense ranked 29th in the FBS in total defense, 39th in rushing defense, 36th in passing yards allowed, 29th in first down de-fense, 42nd in interceptions, 34th in third down defense and 35th in tackles for loss and sacks.

At Pittsburgh:

- In 2012, the Panthers ranked 16th in the NCAA in total defense (325.8), 21st in scoring defense (19.7), 24th in rushing defense (129.1) and 25th in passing defense (196.8).
- Panthers' defensive lineman Aaron Donald earned first-team All-Big East honors after leading the conference and ranking 11th nationally with 18.5 tackles for loss, while safety Jason Hendricks was a second-team selection after leading the Big East and tying for ninth nationally with five INTs.

At Wisconsin:

- In 2011 oversaw the development of first-team All-Big Ten performers Chris Borland and Mike Taylor. The pair spearheaded a defense that helped the Badgers win the Big Ten championship and earn a Rose Bowl berth.

At UCF:

- In 2010, team ranked eighth nationally in scoring defense (17.1 points/ game), eighth in rushing defense (108.4 yards/game), 15th in total defense (315.4 yards/game) and 18th in pass efficiency defense (113.0 rating).
- Defensive end Bruce Miller was a two-time C-USA Defensive Player of the Year and finished his career as UCF's career sacks leader with 35.5. Miller was selected by the San Francisco 49ers in the 2011 NFL Draft.

At UNC:

- Pupils included a pair of NFL Draft selections in David Thornton and Quincy Monk. Thornton, a former walk-on, emerged as one of the Atlantic Coast Conference's most productive defenders en route to All-ACC honors.

At Georgia Tech:

- Keith Brooking finished as the school's career tackles leader (467 stops) and was a first-round draft pick of the Atlanta Falcons.

At East Carolina:

- Linebacker Robert Jones was a consensus All-American who went on to be a first-round draft pick of the Dallas Cowboys and winner of three Super Bowl rings. Jones starred for the Pirates' 1991 team that went 11-1 and fin-ished with a national No. 9 ranking.



GEORGE BARLOW

Marshall '90

Assistant Head Coach for Defense/
Cornerbacks
26th year in coaching

PLAYING EXPERIENCE:

An all-conference safety at Marshall from 1986-90. He was a member of the 1987 Thundering Herd squad that played for the I-AA title.

EDUCATION:

Earned a bachelor's degree in business administration from Marshall in 1990.

PERSONAL DATA:

Born in Chicago, Ill. Married to the former Alexis Henderson. Has two daugh-ters, Kierstin Paige and Harper (1).

BOWL EXPERIENCE:

AS A COACH - NC State: 2016 Camping World Independence Bowl, 2015 Belk Bowl, 2014 Bitcoin St. Petersburg; Vanderbilt: 2013 BBVA Compass Bowl, 2012 Music City Bowl.

CONFERENCE CHAMPIONSHIPS:

Colonial: 2008 James Madison; Atlantic 10: 199 James Madison, 2004 James Madison.

COACHING HIGHLIGHTS:

At NC State:

- In 2016, NC State's starting cornerbacks (Jack Tocho and Mike Stevens) have combined to play 1,574 of the possible 1,626 snaps (96.8%).
- Coached CB Juston Burris, a 2016 fourth-round draft pick of the NY Jets.
- The Wolfpack's 2015 defense ranked 29th in the FBS in total defense, 39th in rushing defense, 36th in passing yards allowed, 29th in first down de-fense, 42nd in interceptions, 34th in third down defense and 35th in TFL for loss and sacks.
- At Vanderbilt:
- In two seasons, mentored the team's defensive backs into one of the SEC's most productive units.
- In 2013, Vanderbilt ranked 13th nationally in interceptions (18) and finished 23rd in pass defense.
- In 2012, the defense was third in the SEC, 14th in NCAA, in pass defense.
- 2012 finalist for defensive backs coach of the year by FootballScoop.com.
- Coached two-time All-SEC (2nd team) corner Andre Hal, who was drafted and starts for the Houston Texans.

At New Mexico:

- Named the team's interim head coach after Mike Locksley was relieved.
- While defensive coordinator in 2011, defense was led by middle linebacker Carmen Messina. The senior was a first-team All-Mountain West Conference recipient after topping the league in tackles for a third straight year. He also broke the WAC career record with 454 tackles, including a career-high 21 stops in the 2011 finale at Boise State.

At JMU:

- Helped guide the Dukes to the 2004 NCAA I-AA national championship and FCS postseason appearances in 2006, 2007 and 2008.
- In 2006, the Dukes were second nationally in sacks and fourth in rush de-fense (84.8 ypg).
- In 2005, the unit ranked first nationally in rush defense.
- In JMU's championship season of 2004, the Dukes set a FCS record for sacks and ranked second in the nation in rush defense.
- Coached future NFL player Delvin Joyce (Giants), a two-time All-American and only the third player in NCAA history with 1,000 career yards in rushing, receiving and returns. Joyce also held the school records for single-season kickoff returns, punt return yards and average punt return as well as career marks for kickoff returns, punt returns, punt return yards and punt return average.
- Coached several JMU defensive standouts, including linebacker Akeem Jordan, the AFCA NCAA I-AA Player of the Year in 2006.
- Also coached future NFL player Curtis Keaton (4th round pick, Bengals), who earned Atlantic 10 and ECAC Offensive Player of the Year honors as well as second-team Associated Press All-America honors. He was also a finalist for both the Walter Payton Award as the nation's top I-AA offensive player and the Bill Dudley Award as the top Division I player in Virginia. He was honored as JMU's Male Athlete of the Year and appeared in a pair of senior all-star games in the Blue-Gray Classic and the Hula Bowl.



EDDIE FAULKNER

Wisconsin '00

Tight Ends/Fullbacks/
Special Teams Coordinator
16th year in coaching

PLAYING EXPERIENCE:

COLLEGE - A member of two Big Ten championship teams as a running back at Wisconsin from 1996-2000, rushing for 1,064 yards and seven touchdowns in his career. He posted three 100-yard rushing games, including 119 yards in a win over No. 14 Iowa in 1997 as a redshirt freshman. Wisconsin went to five straight bowls during his playing career, including back-to-back Rose Bowls in 1999 and 2000; PROFESSIONAL - Signed a free-agent contract with the Pittsburgh Steelers in 2001 before going on to a pro career with the Edmon-ton Eskimos of the Canadian Football League.

EDUCATION:

Earned a B.A. in history from Wisconsin in 2000, and a M.A. in adult, higher and community education from Ball State in 2004.

PERSONAL DATA:

Born in Muncie, Indiana on Oct. 20, 1977. He and wife Anissa have three chil-dren, Eddie IV (13), Madison Rose (11) and Xavier Starling, born in May 2016.

BOWL EXPERIENCE:

AS A COACH - NC State: 2016 Camping World Independence Bowl, 2015 Belk Bowl, 2014 Bitcoin St. Petersburg; Wisconsin: 2013 Rose Bowl; Northern Illinois: 2012 GoDaddy.com Bowl; Ball State: 2009 GMAC Bowl, 2008 Inter-national Bowl; AS A PLAYER (Wisconsin) - 2000 Sun Bowl, 2000 Rose Bowl, 1999 Rose Bowl, 1998 Outback Bowl, 1996 Copper Bowl.

CONFERENCE CHAMPIONSHIPS:

Big Ten: 2012 Wisconsin; MAC: 2011 Northern Illinois.

COACHING HIGHLIGHTS:

At NC State:

- TE/FB Jaylen Samuels (a 2016 3rd-team All-ACC performer) led the Wolf-pack in receiving each of the last two seasons.
- Samuels was a 2015 first-team All-ACC selection at tight end with the most catches for a TE in the nation. He also posted the ACC's second-highest scoring average among non-kickers with 16 TDs (7 receiving, 9 rushing).
- The Pack posted the second-best KOR average (25.7) in school history in 2015, while the 13.0 punt return average was the seventh-best mark ever.
- In 2015, NC State was 1 of only 2 schools in the FBS to finish in the Top 20 in both Kickoff Return and Punt Return.
- Freshman Nyheim Hines was a 2015 honorable mention All-ACC perform-er and posted the ninth-best single-season KOR average in school history (26.3). Hines' 920 kickoff return yards in 2015 led all FBS freshmen.
- Junior Bra'Lon Cherry as a 2015 All-ACC honorable mention performer as a returner. His 13.3 yard punt return average for the season ranks ninth in the NC State record book.
- 2014 special teams included All-ACC punter Wil Baumann and Wolfpack all-time leading scorer PK Nik Sade.
- In 2014, Tight end David J. Grinnage was on the midseason 'watch' list for the Mackey Award.

At Wisconsin:

- In 2012, helped junior Jacob Pedersen win all-Big Ten honors and the league's Kwalick-Clark Tight End of the Year award. Pedersen was the team's second leading receiver and his 14 career TD receptions are tied for 11th all time at UW.

At Northern Illinois:

- Mentored All-MAC tailback Jasmin Hopkins, who rushed for 956 yards and 15 touchdowns on 187 carries (5.1 avg.).
- NIU boasted the nation's No. 12 rushing attack with an average of 234.1 yards per game.
- While also overseeing NIU's special teams, Faulkner's punt coverage unit ranked second nationally, yielding just one yard per return. Husky place-kicker Mathew Sims was a first-team All-MAC performer while compiling a school-record 124 points (20-28 field goals, 64-66 PATs).

At Ball State:

- Served as interim head coach at the end of the 2010 season before his de-parture to NIU.
- While at Ball State, the Cardinals captured two MAC West Division cham-pionships and advanced to back-to-back bowl games for the first time in school history.
- The 2008 squad went undefeated during the regular season as tailback Mi-Quale Lewis rushed for a Ball State record 1,736 yards.



DES KITCHINGS

Furman '00

Asst. Head Coach for Offense/
Recruiting Coordinator/Running Backs
13th year in coaching

PLAYING EXPERIENCE:

COLLEGE - A standout receiver/return specialist at Furman. As a senior in 1999, Kitchings helped Furman win the first of three conference championships. He ranks among the school's all-time leaders in receptions and returns. As a specialist, he averaged 29.3 yards on 33 kickoff returns - the second-best mark in Southern Conference history. Four were returned for touchdowns - also a school record. A consensus all-Southern Conference selection as both a receiver and returner, Kitchings earned All-America honors as a return specialist in 1999 after leading the NCAA I-AA division in return average. He became the youngest inductee into the Furman Athletics Hall of Fame in 2009; Professional - selected by Kansas City in the 2000 NFL Draft, and spent four years on practice squads and rosters of NFL squads.

EDUCATION:

Earned a B.S. in health and exercise science from Furman in 2000.

PERSONAL DATA:

A native of Wagener, S.C., Kitchings and his wife, Heather, have three children: Aiden (10), Ava (8) and Austen (6).

BOWL EXPERIENCE:

AS A COACH - NC State: 2016 Camping World Independence Bowl, 2015 Belk Bowl, 2014 Bitcoin St. Petersburg, 2012 Franklin American Mortgage Music City Bowl; Air Force: 2012 Military Bowl; Vanderbilt: 2008 Music City Bowl.

CONFERENCE CHAMPIONSHIPS:

AS A COACH: Southern Conference: 2004 Furman; AS A PLAYER (Furman): 1999 Southern Conference.

COACHING HIGHLIGHTS:

At NC State:

- In 2016, RB Matthew Dayes became the Pack’s first 1,000 yard rusher since 2002. Dayes finished the regular season with 1,119 rushing yards, the third-best mark in the ACC. His eight games of 100+ yards are the most in a single season at NC State since 1977.
- Dayes was named second-team All-ACC, the first Pack RB to be honored on the all-conference team since 2002.
- The 2015 Wolfpack posted the fifth-best rushing total in school history (2,627).
- The 2014 Wolfpack posted the fourth-best rushing total in school history (2,659) and the best per game average since 1992.
- RB Matthew Dayes led the FBS in rushing touchdowns with 12 before a season-ending injury in the eighth game of the 2015 season.
- In 2014, RBs Shadrach Thornton and Matt Dayes combined with QB Jacoby Brissett to give NC State three 500 yard rushers for the first time since 1973.
- In 2012, coached both running backs and tight ends.
- In 2012, Freshman Shadrach Thorton finished the season with three straight games over 100 yards rushing, the first Pack player to do so since 2002. Thornton finished fourth in the ACC in rushing (69.4).

At Air Force:

- In his one season at Air Force, the Falcons ranked third nationally in rushing averaging 314.8 yards per game.
- In 2011, Air Force finished third nationally with 43 rushing touchdowns.

At Vanderbilt:

- Served as Vanderbilt’s offensive coordinator for the 2010 season.
- Was a key player in the development of true freshman tailbacks Warren Norman (brother of former Wolfpack defensive end Art Norman) and Zac Stacy, who ranked 1-2 on the team in rushing in 2009, with Norman producing one of the finest all-purpose campaigns ever by an SEC freshman. He ended the season as the SEC Freshman of the Year and a freshman All-American.

At Furman:

- Helped mentor Larry Hedden, Willis Sudderth and John Rust to all-conference recognition.
- During his tenure at Furman, the Paladins went 10-3 and captured a conference title in 2004, and advanced to the NCAA I-AA national semifinals in 2005.



DWAYNE LEDFORD

East Carolina '99

Offensive Line/Run Game Coordinator
11th year in coaching

PLAYING EXPERIENCE:

COLLEGE - Played defensive line at ECU from 1995-97, starting all 11 games as a junior and finishing with 26 career tackles. He moved to offensive line prior to his senior campaign and made nine starts at left tackle in 1998 and was named a 1998-99 National Strength and Conditioning All-American; PRO- FESSIOAL - During his NFL career, Ledford played for the San Francisco 49ers (1999-2000, 2003-04), Jacksonville Jaguars (2000), Carolina Panthers (2001), Cleveland Browns (2005) and New Orleans Saints (2006). He saw action in eight games, including one start, for the 49ers in 2003.

EDUCATION:

Earned a B.S. in exercise and sports science from East Carolina in 1999. He was the recipient of ECU football’s Jerry T. Brooks Award for outstanding academic achievement in 1998.

PERSONAL DATA:

Born Nov. 2, 1976 in Marion, N.C. He and his wife, the former Meredith Cunningham (also from Marion) have two sons, Hudson (3) and Jordan (Born in April of 2016).

BOWL EXPERIENCE:

AS A COACH - NC State: 2016 Camping World Independence Bowl; Appalachian State: 2015 Camellia Bowl; East Carolina: 2009 Liberty Bowl, 2010 Liberty Bowl; AS A PLAYER - 1995 Liberty Bowl

CONFERENCE CHAMPIONSHIPS:

Conference USA: 2008, 2009 East Carolina; Southern: 2012 Appalachian State

COACHING HIGHLIGHTS:

At NC State:

- An inexperienced offensive line)all but one of the starters was not available during spring practice) ended up ranking fourth in the ACC and 26th in the FBS in sacks allowed.
- Guard Tony Adams was a second-team All-ACC selection, while first-year center Tony Scelfo was an honorable mention selection.

At Appalachian State:

- The Mountaineers set a Sun Belt single season record with 11 wins in 2015, the team’s first full year of FBS eligibility, and averaged 257.2 rushing yards per game over the past two seasons.
- Ledford’s offensive line ranked fourth in the FBS in sacks allowed in 2015 with just 0.85 per game, and paved the way for a 271.5 yard rushing average, the sixth-best mark in the FBS.
- App. State scored 44 points or more nine times in its last 20 games.
- Three of his linemen were named to the All-Sun Belt first or second team in 2015.

At Gardner Webb

- The Bulldogs ranked second in the Big South in rushing (165.6 yards per game) and third in fewest sacks allowed (17), finishing among the top 50 teams nationally in both categories.
- Two of his players earned all-Big South recognition.

At Tennessee State

- Helped lead the Tigers to top-25 national rankings in both rushing (190.0 ypg) and fewest sacks allowed (13).
- Coached two all-Ohio Valley Conference selections.



GEORGE McDONALD

Illinois '99

Wide Receivers
16th year in coaching

PLAYING EXPERIENCE:

COLLEGE - A four-year letterwinner at receiver at Illinois (1995-98). Led the Big Ten in kickoff return yardage and also earned all-conference honors in track and field, where he set a school record in the 60-meter dash (6.74) and won a league title.

EDUCATION:

Earned a B.S. in health planning and administration from the University of Illinois at Urbana-Champaign in 1999.

PERSONAL DATA:

Born in Ft. Wayne, Indiana on May 10, 1976. He and his wife, the former Heather Anderson, have one son: Roman (1).

BOWL EXPERIENCE:

AS A COACH - NC State: 2016 Camping World Independence Bowl, 2015 Belk Bowl; Syracuse: 2013 Texas Bowl; Minnesota: 2008 Insight Bowl, 2007 International Bowl.

COACHING HIGHLIGHTS:

- Has coached in three of the Power 5 conferences: ACC, Big Ten, Pac 12
- Named one of the nation’s top recruiters by rivals.com in 2012.
- Has coached seven current NFL players: Travis Benjamin (Browns), LaRon Byrd (Dolphins), Eric Decker (Jets), Allen Hurns (Jaquars), Greg Jennings (Vikings), Alex Smith (Bengals), and Tommy Streeter (Jaguars).
- During his career, he has mentored 17 players who have gone on to play in the NFL.

At NC State:

- In 2016, NC State ranks second nationally with five different receivers turning in 100-yard receiving games.
- WR Kelvin Harmon set an NC State freshman record with five TD receptions.

At NIU:

- Coached second-team All-American Dan Sheldon in 2002
- Coached 1st-team All-MAC receiver P.J. Fleck, who also earned Academic All-America honors and was named the USA Today Player of the Week in 2003. Fleck ranks third in NIU history in career receptions, fifth in yards.
- Coached All-American Darrell Hill, aka “The Thrill,” who won All-MAC and All-America honors.
- Coached Sam Hurd, who ranks second in school history in receiving yards.

At Stanford:

- Coached Alex Smith to first-team All-Pac12 honors

At Western Michigan:

- Coached first-team All-MAC and third-team All-American Greg Jennings, the 2005 MAC Player of the Year.
- Coached 2005 All-MAC TE Tony Scheffler.

At Minnesota:

- Mentored 1st-team All Big Ten performer Eric Decker and Ernie Wheelwright.

At Miami:

- WR Phillip Dorsett posted the ninth-best single season reception yards total in school history in 2012.
- Coached future NFL players Phillip Dorsett, Tommy Streeter, LaRon Byrd, Allen Hurns, Duke Johnson, Rashawn Scott and Travis Benjamin.



RYAN NIELSEN

Southern California '02

Defensive Line/
Defensive Run Game Coordinator
13th year in coaching

PLAYING EXPERIENCE:

COLLEGE - Played defensive lineman at Southern California where he was an All-Pac 10 Conference selection as a sophomore. Recorded a career-best 39 tackles in 1999. Current NC State head coach Dave Doeren was a grad assistant at USC when Nielsen was a player; PROFESSIONAL - Signed as an undrafted free agent with the NFL’s Philadelphia Eagles, then played one season of Arena Football with the Los Angeles Avengers.

EDUCATION:

Earned a B.A. from Southern California in 2002.

PERSONAL DATA:

Born in Los Angeles on March 20, 1979.

BOWL EXPERIENCE:

AS A COACH - NC State: 2016 Camping World Independence Bowl, 2015 Belk Bowl, 2014 Bitcoin St. Petersburg; Northern Illinois: 2013 Orange Bowl, 2012 GoDaddy.com Bowl; AS A PLAYER (USC) - 1998 Sun Bowl, 2001 Las Vegas Bowl.

CONFERENCE CHAMPIONSHIPS:

MAC: 2012 Northern Illinois, 2011 Northern Illinois; Northeast: 2009 Central Connecticut State.

COACHING HIGHLIGHTS:

At NC State:

- A 2016 and 2015 Broyles Award candidate, given annually to college football’s top assistant coach.
- NC State leads the ACC in rushing defense in 2016, allowing just 104.7 yards per game on the ground. That marks ranks fourth nationally, as five opponents were held to less than 70 yards rushing.
- DE Bradley Chubb was a second-team All-ACC selection. Chubb leads the nation with 21.0 tackles for loss, while his 9.5 sacks are 20th in the FBS.
- The Wolfpack’s 2015 defense ranked 29th in the FBS in total defense, 39th in rushing defense, 36th in passing yards allowed, 29th in first down defense, 42nd in interceptions, 34th in third down defense and 35th in tackles for loss and sacks.
- DE Mike Rose was a second-team All-ACC selection in 2015 after he finished second in the ACC in sacks and ninth in tackles for loss. Rose was also third in the ACC in 2014 ub tackles for loss.
- DE Art Norman posted the third-highest sack total in school history (23.5) in 2014.
- Coached current Indianapolis Colt T.Y. McGill

At Northern Illinois:

- The Huskies won the MAC Championship.
- Helped team to the 2012 GoDaddy.com Bowl and the 2013 Orange Bowl.
- A pair of defensive lineman from Northern Illinois were first-team All-MAC selections in 2012, Sean Progar and Alan Baxter, while Nabal Jefferson was a National Scholar-Athlete and finalist for 2012 William V. Campbell Trophy.
- In 2011, coached Progar and Ron Newcomb to All-MAC honors.

At UT-Martin:

- Defensive end Tim Cox earned All-Ohio Valley Conference honors in 2010.

At Central Connecticut State:

- Coached a pair of all-conference honorees in 2008 league sack leader Ray Saunders and 2009 Northeast Conference Rookie of the Year, Lawton Arnold.

At Mississippi:

- Pupils included future NFL player Jayme Mitchell, freshman All-American Marcus Tillman, 2007 SEC sack leader Greg Hardy, and 2009 NFL first round pick Peria Jerry.



CLAYTON WHITE

NC State '01

Safeties/Co-Special Teams Coordinator
14th year in coaching

PLAYING EXPERIENCE:

COLLEGE - A three-year starter at linebacker for the Wolfpack from 1998-00, he was a captain as a senior (2003). Ended his career with his name in the record book for several categories, including career tackles for loss (33), single-season tackles for loss (16) and tackles in a single game (23). Was named NC State's special teams MVP in 1997; PROFESSIONAL - Spent three seasons in the NFL, with the New York Giants from 2001-02 and with the Tampa Bay Buccaneers (2003).

EDUCATION:

Earned a B.S. degree in sport management from NC State in 2001.

PERSONAL DATA:

Born in Dunn, N.C., on Dec. 2, 1977. He and his wife Kelly, have a son, Chase (5) and a daughter, Macy (3). Had his No. 4 jersey retired at Triton HS in 2002.

BOWL EXPERIENCE:

AS A COACH - NC State: 2016 Camping World Independence Bowl, 2015 Belk Bowl, 2014 Bitcoin St. Petersburg; Stanford: 2009 Sun Bowl; Western Michigan: 2006 International Bowl; AS A PLAYER (NC STATE) - 1998 Micron PC Bowl, 2000 MicronPC.com Bowl.

COACHING HIGHLIGHTS:

At NC State:

- Safety Josh Jones earned All-ACC honorable mention honors in 2016. He currently leads the Pack in tackles this season with 106, including 60 solo stops.
- The Wolfpack's 2015 defense ranked 29th in the FBS in total defense, 39th in rushing defense, 36th in passing yards allowed, 29th in first down defense, 42nd in interceptions, 34th in third down defense and 35th in TFL and sacks.
- Josh Jones was an honorable mention Freshman All-American in 2014 and tied for second in the ACC with four INTs.
- The Pack posted the second-best kickoff return average (25.7) in school history in 2015, while the 13.0 punt return average was the seventh-best mark ever.
- In 2015, NC State was 1 of only 2 schools in the FBS to finish in the Top 20 in both Kickoff Return and Punt Return.
- Freshman Nyheim Hines was an honorable mention All-ACC performer and posted the ninth-best single-season KOR average in school history (26.3). Hines' 920 kickoff return yards in 2015 led all FBS freshmen.
- Junior Bra'Lon Cherry as an All-ACC honorable mention performer as a returner. His 13.3 yard PR average for the season ranks ninth in the NC State record book.
- 2014 special teams included All-ACC punter Wil Baumann and Wolfpack all-time leading scorer PK Nik Sade.

At Connecticut:

- Team tied for the national lead with three punt returns for TDs and led the Big East with a 12.5 punt return average, a mark that ranked 18th nationally.
- UConn tailback Lyle McCombs earned FWAA Freshman All-America honors and was a second-team All-Big East pick. He became just the second Husky to rush for more than 1,000 yards in a freshman season.
- On special teams, UConn was ranked 17th in the country in kickoff returns in 2011. Punter Cole Wagner was named second team All-Big East Conference.
- Coached future NFL players Nick Williams (Falcons), Sio Moore (Colts), Ryan Griffin (Texans), Dwayne Gratz (Jaguars), and Blidi Wrey-Wilson (Titans).

At Western Kentucky:

- 2015 defense ranked 36th nationally, fourth in the Sun Belt Conference.
- Punt return team at ranked third in the Sun Belt with 8.1 yards per return.
- Defense led the Sun Belt in total yards allowed in conference games.

At Stanford:

- The Cardinal was ranked as high as 14th in the national polls, posting an 8-4 regular season record in 2009.
- Sun Bowl appearance in '09 marked the school's first bowl game since 2001.
- Coached future NFL players Richard Sherman (Seahawks), Michael Thomas (Dolphins), Johnson Bademosi (Lions), and Delano Howell (Colts).

At Western Michigan:

- The 2006 defense led the nation with 24 interceptions and 3.5 sacks per game, while ranking in a tie for second with 37 turnovers gained.
- In 2006, ranked sixth in the country in kickoff return defense at 16 yards per return and 10th in the country in punt returns at 13.6.
- Coached future NFL players Louis Delmas and E.J. Biggers

At Western Carolina:

- Led all FCS schools in pass defense and ranked fifth in pass efficiency defense.



DANTONIO BURNETTE

(NC State '02)

Director of Strength and Conditioning
for Football/Head Strength Coach

PLAYING EXPERIENCE:

A four-time letterwinner at linebacker from 1999-2002, he was named first-team All-ACC as a senior in 2002. He was also the Wolfpack's co-MVP and a team captain that season. His 24 tackles against Clemson in 2001 is tied as the second most in a game in school history and he ranks second in career tackles with 476. His 41 career tackles-for-loss also rank fourth in school history. Burnette was a standout in the weight room as well, earning the team's most valuable lifter award in 2001. Team captain on the 2002 Wolfpack squad that earned double-digit wins for the only time in school history and finished the season with a No. 12 final ranking in the AP poll. That season included a Gator Bowl victory over Notre Dame and a win over No. 14 FSU.

EDUCATION

Earned a degree in sports management with a minor in business management from NC State in 2003. Earned his master's in higher education and sports management in 2007.

PERSONAL DATA

Born Dec. 29, 1980 in Warner Robins, Ga. He and his wife Edrina, have three children: Alexis (17), Austin (3) and Aiden (1).

COACHING HIGHLIGHTS:

- A certified member of the NSCA and USA Weightlifting.
- CSCS certified through the National Strength & Conditioning Association, USAW certified through USA Weightlifting, Member of CSCCA, Member of AFCA, First Aid, CPR & AED Certified.
- Has been a member of strength staff that have seen numerous players drafted by the NFL, including first round picks Mario Williams, Manny Lawson, John McCargo (NC State) and Aaron Donald (Pitt). Has also helped develop some quality QB's during my tenure as a strength coach in Philip Rivers, Russell Wilson, Mike Glennon, Jacoby Brissett and Tom Savage (Pitt).



Natalie Brincefield
Administrative Assistant
to Head Coach



Spencer Brown
Defensive Graduate
Assistant



Terry Calloway
Head Football Equipment
Manager



Jesse Chapman
Offensive Graduate
Assistant



Adra Davenport
Football Receptionist



Frank Federle
Facilities Maintenance Staff



Matthew Hickman
Asst. Strength &
Conditioning Coach



DD Hoggard
Director of Student
Athlete Welfare



Cullen Homolka
Director of Player Personnel



Wayne Hubert
Assistant Equipment
Manager



Hud Jordan
Video Coordinator



Alyse King
Associate Athletic Trainer



Jeff Knowles
Quality Control Director:
Defense



Nick Kray
Asst. Director of Football
Operations



John Laidet
Director of Recruiting
Operations



Michael Lipitz
Deputy AD for Internal
Operations/Football
Administrator



Denarius McGhee
Offensive Graduate
Assistant



Joe McKillip
Director of Football Ops



Angela Mirabito
Academic Coordinator



Annabelle Myers
Assistant AD for
Communications/Football



Jim Nelson
Defensive Graduate
Assistant



Diana Nguyen
Director of Sports Nutrition



Zach Parker
Associate Athletic Trainer



Maulies Pettaway
Academic Coordinator



Kriss Proctor
Quality Control Director
Offense



Tim Rabas
Associate Director of
Strength & Conditioning



Denise Ritter
Administrative Assistant



Pete Roley
Assoc. Director of Football
Operations



Doug Shearer
Quality Control Director
Special Teams



Justin Smith
Head Football Athletic
Trainer



Mike Solomon
Assistant Strength &
Conditioning Coach



Jimmy Stewart
Assistant Equipment
Manager



Rendrick Taylor
Assistant Strength &
Conditioning Coach



Henry Trevathan, Jr.
Director of High
School Relations



Lauren Wilson
Director of Recruiting



Andy Wood
Assistant Athletic Trainer



Donna Woolard
Coordinator of Special
Events & Projects

2016 NC STATE FOOTBALL STATISTICS

TEAM STATISTICS

TEAM STATISTICS	ST	OPP
SCORING	310	279
Points Per Game	25.8	23.2
Points Off Turnovers	51	40
FIRST DOWNS	263	230
Rushing	105	74
Passing	140	130
Penalty	18	26
RUSHING YARDAGE	1889	1256
Yards gained rushing	2155	1630
Yards lost rushing	266	374
Rushing Attempts	468	389
Average Per Rush	4.0	3.2
Average Per Game	157.4	104.7
TDs Rushing	22	16
PASSING YARDAGE	3152	3016
Comp-Att-Int	244-407-12	256-424-7
Average Per Pass	7.7	7.1
Average Per Catch	12.9	11.8
Average Per Game	262.7	251.3
TDs Passing	17	16
TOTAL OFFENSE	5041	4272
Total Plays	875	813
Average Per Play	5.8	5.3
Average Per Game	420.1	356.0
KICK RETURNS: #-Yards	35-740	43-877
PUNT RETURNS: #-Yards	13-84	8-63
INT RETURNS: #-Yards	7-73	12-100
KICK RETURN AVERAGE	21.1	20.4
PUNT RETURN AVERAGE	6.5	7.9
INT RETURN AVERAGE	10.4	8.3
FUMBLES-LOST	16-7	21-12
PENALTIES-Yards	77-805	74-611
Average Per Game	67.1	50.9
PUNTS-Yards	48-1915	60-2425
Average Per Punt	39.9	40.4
Net punt average	36.9	37.7
KICKOFFS-Yards	62-3805	62-3677
Average Per Kick	61.4	59.3
Net kick average	41.2	38.9
TIME OF POSSESSION/Game	32:01	27:59
3RD-DOWN Conversions	76/177	61/174
3rd-Down Pct	43%	35%
4TH-DOWN Conversions	12/25	15/23
4th-Down Pct	48%	65%
SACKS BY-Yards	32-228	17-110
TOUCHDOWNS SCORED	41	32
FIELD GOALS-ATTEMPTS	9-17	19-22
RED-ZONE SCORES	(37-49) 76%	(37-43) 86%
RED-ZONE TOUCHDOWNS	(29-49) 59%	(21-43) 49%
PAT-ATTEMPTS	(37-40) 93%	(28-30) 93%



WR Bra'Lon Cherry

INDIVIDUAL STATISTICS

RUSHING	GP	Att	Gain	Loss	Net	Avg	TD	Long	Avg/G
Dayes, M.	12	240	1160	41	1119	4.7	10	54	93.2
Gallaspy, R.	11	38	210	2	208	5.5	1	37	18.9
Samuels, J.	12	31	187	7	180	5.8	6	24	15.0
McClendon, J.	9	31	159	24	135	4.4	2	20	15.0
Nichols, D.	10	17	85	2	83	4.9	1	11	8.3
Finley, R.	12	70	212	142	70	1.0	1	17	5.8
Frasier, J.	5	18	65	1	64	3.6	1	14	12.8
Hines, N.	11	12	57	17	40	3.3	0	14	3.6
Bodine, B.	11	1	11	0	11	11.0	0	11	1.0
Meyers, J.	12	2	6	0	6	3.0	0	4	0.5
Trowell, M.	11	1	2	0	2	2.0	0	2	0.2
Cole, AJ	12	1	1	0	1	1.0	0	1	0.1
TEAM	12	6	0	30	-30	-5.0	0	0	-2.5
Total.....	12	468	2155	266	1889	4.0	22	54	157.4
Opponents.....	12	389	1630	374	1256	3.2	16	65	104.7

PASSING	G	Effic	Cmp-Att-Int	Pct	Yds	TD	Lng	Avg/G
Finley, R.	12	132.99	224-372-8	60.2	2824	15	80	235.3
McClendon, J.	9	89.94	16-29-4	55.2	176	1	29	19.6
Locklear, G.	11	251.47	2-3-0	66.7	66	0	38	6.0
Meyers, J.	12	163.40	1-2-0	50.0	27	0	27	2.2
Samuels, J.	12	925.60	1-1-0	100.0	59	1	59	4.9
Total.....	12	132.89	244-407-12	60.0	3152	17	80	262.7
Opponents.....	12	129.28	256-424-7	60.4	3016	16	81	251.3

RECEIVING	G	No.	Yds	Avg	TD	Long	Avg/G
Samuels, J.	12	49	461	9.4	4	38	38.4
Hines, N.	11	37	456	12.3	0	56	41.5
Louis, S.	12	33	657	19.9	2	80	54.8
Dayes, M.	12	31	258	8.3	0	38	21.5
Cherry, B.	12	29	410	14.1	3	79	34.2
Harmon, K.	12	26	458	17.6	5	68	38.2
Meyers, J.	12	13	158	12.2	0	32	13.2
Trowell, M.	11	9	149	16.6	1	70	13.5
Moss, T.	12	6	49	8.2	1	17	4.1
Cook, C.	11	4	49	12.2	1	27	4.5
Gallaspy, R.	11	3	9	3.0	0	7	0.8
Nichols, D.	10	2	23	11.5	0	19	2.3
Locklear, G.	11	2	15	7.5	0	10	1.4
Total.....	12	244	3152	12.9	17	80	262.7
Opponents.....	12	256	3016	11.8	16	81	251.3

PUNT RETURNS	No.	Yds	Avg	TD	Long
Cherry, B.	12	59	4.9	0	31
McKever, P.	1	9	9.0	0	0
Wright, Dex.	0	16	0.0	1	16
Total.....	13	84	6.5	1	31
Opponents.....	8	63	7.9	0	15

KICK RETURNS	No.	Yds	Avg	TD	Long
Hines, N.	30	664	22.1	0	56
Cherry, B.	3	50	16.7	0	19
Samuels, J.	1	4	4.0	0	4
Nichols, D.	1	22	22.0	0	22
Total.....	35	740	21.1	0	56
Opponents.....	43	877	20.4	0	53

INTERCEPTIONS	No.	Yds	Avg	TD	Long
Jones, Jo.	2	9	4.5	0	9
Tocho, J.	2	0	0.0	0	0
Morehead, J.	1	25	25.0	0	25
Fernandez, J.	1	11	11.0	0	11
Stevens, Mi.	1	28	28.0	1	28
Total.....	7	73	10.4	1	28
Opponents.....	12	100	8.3	0	42

FUMBLE RETURNS	No.	Yds	Avg	TD	Long
Hill, BJ	1	1	1.0	0	1
Boone, S.	1	70	70.0	0	70
Total.....	2	71	35.5	0	70
Opponents.....	2	9	4.5	0	5



QB Ryan Finley hands off to RB Matthew Dayes

2 point conv.										
SCORING	TD	(R-P-Ret)	Rcv	Rsh	Pass	PAT	DXP	SAF	FG-FGA	Pts
Dayes, M.	10	(10-0-0)	-	-	-	-	-	-	-	60
Samuels, J.	10	(6-4-0)	-	-	-	-	-	-	-	60
Bambard, K.	0	(0-0-0)	-	-	0-1	25-28	-	-	5-10	40
Harmon, K.	5	(0-5-0)	-	-	-	-	-	-	-	30
Haskins, C.	0	(0-0-0)	-	-	-	12-12	-	-	4-7	24
Cherry, B.	3	(0-3-0)	-	-	-	-	-	-	-	18
Louis, S.	2	(0-2-0)	-	-	-	-	-	-	-	12
McClendon, J.	2	(2-0-0)	-	-	-	-	-	-	-	12
Cook, C.	1	(0-1-0)	-	-	-	-	-	-	-	6
Finley, R.	1	(1-0-0)	-	-	-	-	-	-	-	6
Frasier, J.	1	(1-0-0)	-	-	-	-	-	-	-	6
Gallaspy, R.	1	(1-0-0)	-	-	-	-	-	-	-	6
Moss, T.	1	(0-1-0)	-	-	-	-	-	-	-	6
Nichols, D.	1	(1-0-0)	-	-	-	-	-	-	-	6
Stevens, Mi.	1	(0-0-1)	-	-	-	-	-	-	-	6
Trowell, M.	1	(0-1-0)	-	-	-	-	-	-	-	6
Wright, Dex.	1	(0-0-1)	-	-	-	-	-	-	-	6
Totals.....	41	(22-17-2)	-	-	0-1	37-40	-	-	9-17	310
Opponents.....	32	(16-16-0)	1	-	1-2	28-30	-	-	19-22	279

TOTAL OFFENSE	G	Plays	Rush	Pass	Total	Avg/G
Finley, R.	12	442	70	2824	2894	241.2
Dayes, M.	12	240	1119	0	1119	93.2
McClendon, J.	9	60	135	176	311	34.6
Samuels, J.	12	32	180	59	239	19.9
Gallaspy, R.	11	38	208	0	208	18.9
Nichols, D.	10	17	83	0	83	8.3
Locklear, G.	11	3	0	66	66	6.0
Frasier, J.	5	18	64	0	64	12.8
Hines, N.	11	12	40	0	40	3.6
Meyers, J.	12	4	6	27	33	2.8
Bodine, B.	11	1	11	0	11	1.0
Trowell, M.	11	1	2	0	2	0.2
Cole, AJ	12	1	1	0	1	0.1
TEAM	12	6	-30	0	-30	-2.5
Total.....	12	875	1889	3152	5041	420.1
Opponents.....	12	813	1256	3016	4272	356.0

FIELD GOALS	M-A	Pct	01-19	20-29	30-39	40-49	50-99	Lg	Blk
Bambard, K.	5-10	.500	0-0	2-2	2-6	1-2	0-0	48	1
Haskins, C.	4-7	.571	0-0	2-3	2-2	0-2	0-0	39	0
Total.....	9-17	.529	0-0	4-5	4-8	1-4	0-0	48	1
Opponents.....	19-22	.864	0-0	9-10	6-6	4-6	0-0	48	0

KICKOFFS	No.	Yds	Avg	TB	OB	Ret	Net	Yd Ln
Bambard, K.	40	2463	61.6	9	1			
Maples, J.	22	1342	61.0	6	3			
Total.....	62	3805	61.4	15	4	877	41.2	23
Opponents.....	62	3677	59.3	21	3	740	38.9	26

PUNTING	No.	Yds	Avg	Long	TB	FC	I20	50+	Blkd
Cole, AJ	46	1915	41.6	72	4	19	14	9	1
TEAM	2	0	0.0	0	0	0	0	0	1
Total.....	48	1915	39.9	72	4	19	14	9	2
Opponents.....	60	2425	40.4	70	4	18	25	13	1

ALL PURPOSE	G	Rush	Rec	PR	KOR	IR	Tot	Avg/G
Dayes, M.	12	1119	258	0	0	0	1377	114.8
Hines, N.	11	40	456	0	664	0	1160	105.5
Louis, S.	12	0	657	0	0	0	657	54.8
Samuels, J.	12	180	461	0	4	0	645	53.8
Cherry, B.	12	0	410	59	50	0	519	43.2
Harmon, K.	12	0	458	0	0	0	458	38.2
Gallaspy, R.	11	208	9	0	0	0	217	19.7
Meyers, J.	12	6	158	0	0	0	164	13.7
Trowell, M.	11	2	149	0	0	0	151	13.7
McClendon, J.	9	135	0	0	0	0	135	15.0
Nichols, D.	10	83	23	0	22	0	128	12.8
Finley, R.	12	70	0	0	0	0	70	5.8
Frasier, J.	5	64	0	0	0	0	64	12.8
Cook, C.	11	0	49	0	0	0	49	4.5
Moss, T.	12	0	49	0	0	0	49	4.1
Stevens, Mi.	12	0	0	0	0	28	28	2.3
Morehead, J.	12	0	0	0	0	25	25	2.1
Wright, Dex.	9	0	0	16	0	0	16	1.8
Locklear, G.	11	0	15	0	0	0	15	1.4
Bodine, B.	11	11	0	0	0	0	11	1.0
Fernandez, J.	12	0	0	0	0	11	11	0.9
Jones, Jo.	12	0	0	0	0	9	9	0.8
McKever, P.	12	0	0	9	0	0	9	0.8
Cole, AJ	12	1	0	0	0	0	1	0.1
TEAM	12	-30	0	0	0	0	-30	-2.5
Total.....	12	1889	3152	84	740	73	5938	494.8
Opponents.....	12	1256	3016	63	877	100	5312	442.7

MISCELLANEOUS STATISTICS

Third Down Conversions						Totals
	1st	2nd	3rd	4th		
NC State	16-41 (.390)	24-54 (.444)	20-42 (.476)	16-40 (.400)		76-177 (.429)
Opponents	14-35 (.400)	16-57 (.281)	16-38 (.421)	15-43 (.349)		61-174 (.351)

DEFENSIVE STATISTICS											
Name	GP-GS	Ht	Ast	Tot	TFL	Sk	QP	FF/FR	PBU	INT	
Jones, Jo.	12-12	60	46	106	4.0-17	1-8	-	1/1	8	2-9	
Fernandez, J.	12-11	26	56	82	4.5-15	-	1	1/0	1	1-11	
Moore, A.	12-12	47	30	77	11.5-31	0.5-4	1	1/2	3	-	
Boone, S.	12-11	31	33	64	-	-	1	1/2	2	-	
Wright, Dra.	12-11	35	23	58	-	-	-	4/2	5	-	
Chubb, B.	12-12	30	25	55	21-80	9.5-53	7	3/1	1	-	
Jones, Ju.	12-12	17	22	39	5.5-30	2-19	2	0/1	-	-	
Tocho, J.	12-12	32	4	36	2-7	1-4	-	-	9	2-0	
Hill, B.J.	12-12	15	21	36	2.5-9	1-8	4	1/2	3	-	
Stevens, Mi.	12-12	26	6	32	0.5-4	0.5-4	-	-	4	1-28	
Street, K.	12-11	12	16	28	8-35	4.5-31	4	0/1	1	-	
Roseboro, D.	12-1	15	9	24	10-69	7-61	5	-	-	-	
Nelson, M.	11-0	11	13	24	2-10	1-9	1	-	1	-	
Clark, N.	12-1	17	6	23	2.5-12	-	1	1/0	2	-	
Smith-Williams	8-0	6	7	13	0.5-4	0.5-4	2	-	1	-	
Bryant, E.	11-0	7	5	12	3-8	1-5	1	-	-	-	
Morehead, J.	12-1	7	4	11	-	-	-	-	1	1-25	
Nicholson, R.	10-1	6	4	10	1-3	0.5-1	1	1/0	-	-	
Riley, T.	10-0	7	1	8	2-9	1-8	-	-	-	-	
McCloud, N.	10-0	6	2	8	-	-	-	-	1	-	
Wright, Dex.	9-0	4	3	7	-	-	1	-	-	-	
Howell, F.	10-0	4	1	5	-	-	-	-	-	-	
Phillips, F.	12-0	5	0	5	-	-	-	-	-	-	
Paul, S.	10-0	2	1	3	-	-	-	-	-	-	
Holden, D.	1-0	0	2	2	0.5-0	-	1	-	-	-	
Meadows, T.	9-0	1	1	2	-	-	-	-	-	-	
Maples, J.	7-0	2	0	2	-	-	-	1/0	-	-	
Kidd-Glass, T.	7-0	1	1	2	-	-	-	-	-	-	
Sessoms, J.	10-0	0	2	2	-	-	-	-	-	-	
Griffiths, T.	12-0	1	1	2	-	-	-	-	-	-	
Smith, B.	2-0	1	0	1	-	-	-	-	-	-	
Bambard, K.	12-0	1	0	1	-	-	-	-	-	-	
TEAM	12-0	3	0	3	1-9	1-9	-	-	-	-	
NCSU		447	354	801	82-352	32-228	33	15/12	43	7-73	
Opponent		501	387	888	60-223	17-110	17	7/7	43	12-100	

SPECIAL TEAMS TACKLES	
Boone, Shawn	9
Morehead, Jarius	5
Wright, Dravious	5
Phillips, Freddie	5
McCloud, Nick	3
Gallaspy, Reggie	2
Frasier, Johnny	2
Howell, Ford	2
Maples, Jackson	2
Meadows, Trae	2
Nichols, Dakwa	2
Nicholson, Riley	2
Griffiths, Tyler	2
Sessoms, Josh	2
Kidd-Glass, Tim	2
Bambard, Kyle	1
Fernandez, Jerod	1
Jones, Josh	1
Meyers, Jakobi	1
Paul, Sean	1
Samuels, Jaylen	1
Smith, Bryan	1

IN THE RED ZONE		
Offense	No.	Scores
WILLIAM & MARY	8	7
East Carolina	4	3
OLD DOMINION	7	7
WAKE FOREST	4	4
NOTRE DAME	3	1
Clemson	5	2
Louisville	1	1
BOSTON COLLEGE	1	0
FLORIDA STATE	3	2
Syracuse	5	4
MIAMI	4	3
North Carolina	4	3
Defense	No.	Scores
WILLIAM & MARY	2	2
East Carolina	4	4
OLD DOMINION	2	2
WAKE FOREST	3	3
NOTRE DAME	2	0
Clemson	6	4
Louisville	8	8
BOSTON COLLEGE	3	3
FLORIDA STATE	4	4
Syracuse	2	2
MIAMI	4	3
North Carolina	3	2



GAME-BY-GAME STARTERS

OFF.	W&M	EDU	ODU	WFU	ND	Clemson	Louisville	BC	FSU	Syracuse	Miami	UNC
LT	T. Jones	T. Jones	T. Jones	T. Jones	T. Jones	T. Jones	T. Jones	T. Jones	T. Jones	T. Jones	T. Jones	T. Jones
LG	Bradbury	Bradbury	Bradbury	Bradbury	Bradbury	Bradbury	Bradbury	Bradbury	Bradbury	Bradbury	Bradbury	Bradbury
C	Scelfo	Scelfo	Scelfo	Scelfo	Scelfo	Scelfo	Scelfo	Scelfo	Scelfo	Scelfo	Scelfo	Scelfo
RG	Adams	Adams	Adams	Adams	Adams	Adams	Adams	Adams	Adams	Adams	Adams	Adams
RT	Richardson	Richardson	Richardson	Richardson	Richardson	Richardson	Prescod	Richardson	Prescod	Richardson	Richardson	Prescod
TE	Samuels	Samuels	Samuels	Samuels	Samuels	Samuels	Samuels	Eyers	Samuels	Moss	Samuels	Cook
QB	Finley	Finley	Finley	Finley	Finley	Finley	Finley	Finley	Finley	Finley	Finley	Finley
HB	Dayes	Dayes	Dayes	Dayes	Dayes	Dayes	Dayes	Dayes	Dayes	Dayes	Dayes	Dayes
WR/TE	Cherry	Cherry	Harmon	Cherry	Hines	McKever	Hines	Cherry	Cherry	Harmon	Hines	Louis
WR/TE	Hines	Hines	Louis	Louis	Louis	Moss	Louis	Louis	Louis	Louis	Moss	Cherry
WR/TE	Louis	Cook	Cook	Trowell	Cook	Cook	Harmon	Cook	Cook	Cook	Eyers	Harmon
PK	Haskins	Haskins	Bambard	Bambard	Bambard	Bambard	Bambard	Bambard	Bambard	Haskins	Haskins	Haskins
DEF.	W&M	EDU	ODU	WFU	ND	Clemson	Louisville	BC	FSU	Syracuse	Miami	UNC
DE	Street	Street	Street	Street	Street	Street	Roseboro	Street	Street	Street	Street	Street
DT	Ju. Jones	Ju. Jones	Ju. Jones	Ju. Jones	Ju. Jones	Ju. Jones	Ju. Jones	Ju. Jones	Ju. Jones	Ju. Jones	Ju. Jones	Ju. Jones
DT	Hill	Hill	Hill	Hill	Hill	Hill	Hill	Hill	Hill	Hill	Hill	Hill
DE	Chubb	Chubb	Chubb	Chubb	Chubb	Chubb	Chubb	Chubb	Chubb	Chubb	Chubb	Chubb
WLB	Moore	Moore	Moore	Moore	Moore	Moore	Moore	Nicholson	Moore	Moore	Moore	Moore
MLB	Fernandez	Fernandez	Fernandez	Fernandez	Fernandez	Fernandez	Fernandez	Moore	Fernandez	Fernandez	Fernandez	Fernandez
NICK	Dra. Wright	Dra. Wright	Dra. Wright	Clark	Dra. Wright	Dra. Wright	Dra. Wright	Dra. Wright	Dra. Wright	Dra. Wright	Dra. Wright	Dra. Wright
CB	Tocho	Tocho	Tocho	Tocho	Tocho	Tocho	Tocho	Tocho	Tocho	Tocho	Tocho	Tocho
FS	Jo. Jones	Jo. Jones	Jo. Jones	Jo. Jones	Jo. Jones	Jo. Jones	Jo. Jones	Jo. Jones	Jo. Jones	Jo. Jones	Jo. Jones	Jo. Jones
SS	Boone	Boone	Boone	Boone	Morehead	Boone	Boone	Boone	Boone	Boone	Boone	Boone
CB	Stevens	Stevens	Stevens	Stevens	Stevens	Stevens	Stevens	Stevens	Stevens	Stevens	Stevens	Stevens
P	Cole	Cole	Cole	Cole	Cole	Cole	Cole	Cole	Cole	Cole	Cole	Cole

OFFENSIVE GAME-BY-GAME INDIVIDUAL STATS

RUSHING										
Att.-Yds.-TD	Days	Finley	Frasier	Gallaspy	Hines	McClendon	Nichols	Samuels		
WILLIAM & MARY	23-138-2	5-6-0	7-26-1	4-25-0	3-8-0	6-5-0	4-27-0	5-24-2		
East Carolina	14-104-0	6-20-1	DNP	5-61-1	1-14-0	DNP	0-0-0	4-16-1		
OLD DOMINION	14-71-0	4-0-0	2-8-0	5-20-0	INJ	2-4-2	7-29-1	3-22-0		
WAKE FOREST	24-125-1	6-17-0	3-15-0	2-11-0	0-0-0	1-(-1)-0	1-9-0	2-24-0		
NOTRE DAME	23-126-0	6-(-17)-0	0-0-0	1-2-0	2-2-0	10-56-0	0-0-0	4-16-0		
Clemson	22-106-1	9-24-0	0-0-0	0-0-0	0-0-0	1-(-2)-0	0-0-0	0-0-0		
Louisville	5-13-0	6-(-2)-0	6-15-0	3-4-0	2-(-16)-0	0-0-0	2-0-0	1-0-0		
BOSTON COLLEGE	19-45-0	3-(-17)-0	INJ	INJ	1-3-0	DNP	0-0-0	0-0-0		
FLORIDA STATE	23-104-0	12-20-0	INJ	0-0-0	0-0-0	DNP	2-12-0	4-29-1		
Syracuse	27-108-3	5-(-11)-0	INJ	6-22-0	0-0-0	4-31-0	1-6-0	3-26-1		
MIAMI	20-76-1	4-23-0	INJ	2-1-0	0-0-0	0-0-0	INJ	2-8-0		
North Carolina	26-104-2	4-7-0	INJ	10-62-0	3-29-0	7-42-0	INJ	3-15-1		
RECEIVING										
Rec.-Yds.-TD	Cherry	Cook	Days	Harmon	Hines	Louis	Meyers	Moss	Samuels	Trowell
WILLIAM & MARY	3-36-1	1-6-0	2-18-0	2-53-0	4-42-0	1-4-0	1-9-0	2-16-0	5-66-1	1-6-0
East Carolina	4-44-0	0-0-0	4-15-0	0-0-0	3-28-0	3-142-1	0-0-0	1-10-0	5-41-0	0-0-0
OLD DOMINION	2-22-0	1-8-1	4-53-0	3-41-0	INJ	5-80-0	3-50-0	1-3-1	3-28-2	2-11-0
WAKE FOREST	2-17-0	1-27-0	0-0-0	2-43-2	0-0-0	4-102-0	2-28-0	1-17-0	7-50-1	4-33-0
NOTRE DAME	1-13-0	0-0-0	3-14-0	0-0-0	2-8-0	0-0-0	0-0-0	0-0-0	1-6-0	0-0-0
Clemson	1-4-0	0-0-0	3-27-0	3-42-0	3-65-0	3-31-0	0-0-0	0-0-0	8-100-0	0-0-0
Louisville	0-0-0	0-0-0	1-21-0	2-17-1	2-33-0	3-48-0	3-21-0	0-0-0	4-26-0	1-70-1
BOSTON COLLEGE	3-105-1	0-0-0	5-33-0	5-80-1	6-62-0	2-15-0	0-0-0	0-0-0	1-8-0	0-0-0
FLORIDA STATE	3-56-1	0-0-0	4-27-0	1-13-0	11-124-0	2-24-0	0-0-0	0-0-0	3-31-0	1-29-0
Syracuse	7-85-0	1-8-0	1-10-0	4-101-1	3-73-0	1-17-0	0-0-0	0-0-0	6-66-0	0-0-0
MIAMI	2-14-0	INJ	1-4-0	4-68-0	1-8-0	5-70-0	2-15-0	1-3-0	4-28-0	0-0-0
North Carolina	1-14-0	0-0-0	3-36-0	0-0-0	2-13-0	4-124-1	2-35-0	0-0-0	2-11-0	0-0-0



Linebackers Airius Moore and Jerod Fernandez

NC STATE IN OVERTIME

8-6 since 1997

Date	Site	Opponent	Reg. Score	Final Result
8/30/97	A	Syracuse	24-24	W, 32-31
11/28/98	N	UNC	31-31	L, 34-37
10/23/99	A	Duke	24-24	W, 31-24
9/2/00	H	Ark. St. (2ot)	24-24	W, 30-23
9/21/00	H	Ga. Tech	23-23	W, 30-23
11/4/00	A	Maryland (2 ot)	21-21	L, 28-35
9/21/02	A	Texas Tech	45-45	W, 51-48
9/13/03	A	Ohio St. (3 ot)	24-24	L, 38-44
11/15/03	A	Florida St. (2ot)	37-37	L, 44-50
10/2/04	H	Wake Forest	21-21	W, 27-21
11/3/07	A	Miami	16-16	W, 19-16
9/20/08	H	East Carolina	24-24	W, 30-24
10/16/10	A	East Carolina	27-27	L, 27-33
10/15/16	A	^{3/3} Clemson	17-17	L, 17-24

STARTS BY POSITION

OFFENSE										
LT	LG	C	RG	RT	TE	QB	RB	FB	WR	PK
T. Jones 12	Kennedy 1 T. Jones 2	Scelfo 12	Adams 34	Richardson 18 T. Jones 4	Cook 15 Samuels 3	Finley 12	Dayes 24 Samuels 4	Samuels 5	Cherry 22 Ramos 9	Bambard 20 Haskins 5 Alston 10
		G. Bradbury 12			T. Prescod 3 McKever 1 Eyers 2	Moss 3	Hines 2 Nichols 2	Gallaspy 1	Trowell 8 Hines 7 Louis 11 Harmon 4	
DEFENSE										
DE	DT	MLB	WLB	CB	SS	FS	Nickel	P	LS	
Chubb 25	Hill 30	Fernandez 29	Moore 21	Tocho 35	Jo. Jones 19	Jo. Jones 12	Dra. Wright 36	Cole 25	Griffiths 25	
McKever 3	Nelson 11	Moore 9	Nicholson 5	Stevens 22	Boone 13	Pratt 1	Clark 1			
Street 11					Morehead 1					
Roseboro 1	Ju. Jones 15									

GAME-BY-GAME TEAM STATISTICS

	(NC State Totals on Top)											
	W&M	ECU	ODU	WFU	ND	Clem.	Lou.	BC	FSU	Syr.	Mia.	UNC
Total Offense	521 168	502 445	474 321	527 352	198 113	397 495	250 553	338 386	469 393	544 218	329 415	492 413
Plays	87 47	63 76	71 59	76 67	65 64	74 91	61 80	64 78	82 63	82 53	73 70	77 65
Yards/Play	6.0 3.6	8.0 5.9	6.7 5.4	6.9 5.3	3.0 1.8	5.4 5.4	4.1 6.9	5.3 4.9	5.7 6.2	6.6 4.1	4.5 5.9	6.4 6.4
Yards Rushing	259 62	215 148	158 117	200 69	157 59	128 117	14 163	31 168	165 63	184 28	119 129	259 133
Rush Attempts	57 28	31 33	39 32	39 21	51 38	32 39	25 44	23 44	41 24	48 28	29 32	53 26
Yards Passing	262 106	287 297	316 204	327 283	41 54	269 378	236 390	307 218	304 330	360 190	210 286	233 280
Pass Attempts	30 19	32 43	32 27	37 46	14 26	42 52	36 36	41 34	41 39	34 25	44 38	24 39
Pass Completions	23 10	21 33	27 17	24 27	7 9	21 39	16 21	23 19	25 22	23 14	20 22	14 23
Had Intercepted	1 2	0 1	0 0	0 0	0 1	2 1	3 0	2 1	1 0	2 1	1 0	0 0
Comp. Pct.	.767 .526	.656 .768	.844 .630	.649 .587	.500 .346	.500 .750	.444 .583	.561 .559	.610 .564	.676 .560	.455 .579	.583 .590
First Downs	28 10	19 23	28 15	28 23	14 10	23 30	9 24	14 21	31 20	27 10	18 24	24 20
Total Touchdowns	7 2	4 4	7 3	4 1	1 0	2 3	2 6	2 2	2 3	5 2	1 3	4 3
Rush/Pass/Return	5/2/0 1/1/0	3/1/0 3/1/0	3/4/0 1/2/0	1/3/0 0/1/0	0/0/1 0/0/0	1/0/1 1/2/0	0/2/0 3/3/0	0/2/0 1/1/0	1/1/0 2/1/0	4/1/0 1/1/0	1/0/0 3/0/0	3/1/0 0/3/0
Poss. Time	35:13 24:27	28:09 31:51	30:31 29:29	34:04 25:56	32:19 27:41	30:46 29:14	27:53 32:07	23:39 36:21	33:51 26:09	41:18 18:42	31:27 28:33	35:01 24:59
3rd Down Conv.	10-15 1-8	4-11 7-17	7-11 7-17	7-14 4-14	2-14 1-15	7-15 10-17	3-14 6-16	5-16 6-17	8-16 4-11	10-18 4-14	5-17 5-14	8-16 6-14
Punts-Yards	2-80 7-264	2-104 3-103	2-95 7-318	4-218 6-281	4-148 6-217	3-116 2-52	7-256 3-127	6-226 5-164	4-129 5-185	4-112 6-284	5-196 5-228	5-235 5-202
Punt Avg.	40.0 37.7	52.0 34.3	47.5 45.4	54.5 46.8	37.0 36.2	38.7 26.0	36.6 42.3	37.7 32.8	32.2 37.0	28.0 47.3	39.2 45.6	47.0 40.4
Fumbles-Lost	1-0 0-0	2-1 2-1	1-1 0-0	0-0 2-0	6-2 4-2	0-0 5-3	1-0 2-2	1-1 2-1	2-0 1-1	0-0 2-1	1-1 0-0	1-1 1-1
Total Turnovers	1 2	1 2	1 0	0 0	2 3	2 4	3 2	3 2	1 1	2 2	2 0	1 1
Penalties-Yards	7-80 8-70	8-54 4-36	2-24 7-50	13-144 3-38	2-20 5-40	13-120 5-40	6-65 12-94	8-94 6-44	3-28 6-59	6-66 5-45	4-51 6-45	5-59 7-50
Punt Ret-Yds.	1-13-0 0-0-0	1-2-0 0-0-0	0-0-0 0-0-0	3-11-0 1-6-0	2-25-1 0-0-0	0-0-0 1-0-0	0-0-0 1-8-0	2-0-0 1-15-0	0-0-0 0-0-0	1-(-1)-0 2-16-0	2-31-0 1-5-0	1-3-0 1-13-0
KO Ret-Yds.	1-25-0 5-118-0	5-95-0 3-49-0	2-31-0 7-149-0	3-55-0 7-85-0	2-32-0 2-46-0	0-0-010-230-0 2-36-0 3-83-0	1-56-0 1-20-0	3-60-0 4-81-0	5-86-0 2-49-0	2-47-0 3-71-0	1-23-0 4-90-0	
INT-Yards	2-20-0 1-9-0	1-0-0 0-0-0	0-0-0 0-0-0	0-0-0 0-0-0	1-25-0 0-0-0	1-28-1 2-13-0	0-0-0 3-78-0	1-0-0 2-0-0	0-0-0 1-0-0	1-0-0 2-0-0	0-0-0 1-0-0	0-0-0 0-0-0
Sacks By-Yards	1-7 2-14	1-8 1-8	5-42 1-9	4-24 1-4	5-17 0-0	2-11 4-18	4-28 1-6	2-25 2-17	1-8 2-12	3-24 2-16	2-19 0-0	2-15 1-6

2016 PARTICIPATION

Name, Pos	W&M	ECU	ODU	WF	ND	Clem	Lou	BC	FSU	Syr	Miami	UNC	2016 Tot.	2016 GP-GS	Career GP-GS
Adams, Tony - OG	81	66	62	80	64	59	62	67	86	59	76	72	834	12-12	37-34
Bambard, Kyle - PK	ST	ST	ST	ST	ST	ST	ST	ST	ST	ST	ST	ST	ST	12-7	25-20
Bodine, Brady - RB	ST	DNP	ST	ST	ST	ST	ST	ST	ST	ST	ST	ST	ST	11-0	19-0
Boone, Shawn - S	43	79	48	56	33	90	73	83	66	51	72	69	763	12-11	34-13
Bradbury, Garrett - OG	81	65	70	78	64	74	63	64	53	74	49	72	807	12-12	23-12
Bryant, Eurndraus - DT	13	26	INJ	28	19	35	41	26	23	19	27	27	284	11-0	24-0
Cherry, Bra'Lon - WR	39	55	31	44	48	47	28	37	61	40	32	60	522	12-6	47-21
Chubb, Bradley - DE	32	51	31	47	54	77	55	60	49	41	61	58	616	12-12	36-25
Clark, Niles - NIC	22	34	24	28	27	38	39	22	24	26	18	31	333	12-1	46-1
Cole, A.J. - P	ST	ST	ST	ST	ST	ST	ST	ST	ST	ST	ST	ST	ST	12-12	25-25
Cook, Cole - TE	37	26	33	40	47	27	22	29	36	41	INJ	56	394	11-8	37-15
Daniel, Peter - OT	6	ST	9	ST	ST	ST	ST	ST	ST	ST	ST	ST	15	12-0	15-0
Dayes, Matt - RB	48	48	34	61	56	76	14	63	79	60	67	62	668	12-12	44-24
Eyers, Clark - TE	22	7	8	11	20	4	4	7	2	32	18	1	136	12-2	16-2
Fernandez, Jerod - LB	43	72	42	59	51	76	68	69	62	55	68	65	730	12-11	37-29
Finley, Ryan - QB	61	66	58	79	46	82	54	67	86	67	72	53	791	12-12	12-12
Frasier, Johnny - RB	7	DNP	2	3	ST	ST	16	INJ	INJ	INJ	INJ	INJ	28	6-0	6-0
Gallaspy, Reggie - RB	21	15	17	4	8	2	18	SICK	1	13	5	13	117	11-0	23-1
Grazen, Ben - WR	5	DNP	2	DNP	DNP	DNP	DNP	DNP	DNP	DNP	ST	3	10	4-0	10-0
Grier, Vernon - WR	5	DNP	2	DNP	DNP	DNP	DNP	DNP	DNP	DNP	DNP	DNP	7	2-0	2-0
Griffiths, Tyler - LS	ST	ST	ST	ST	ST	ST	ST	ST	ST	ST	ST	ST	ST	12-0	25-0
Harmon, Kelvin - WR	38	7	37	40	20	34	32	40	46	41	39	41	415	12-4	12-4
Haskins, Connor - PK	ST	ST	DNP	DNP	DNP	DNP	DNP	DNP	ST	ST	ST	ST	ST	6-5	6-5
Hill, B.J. - DT	32	49	31	62	56	58	50	56	47	35	57	49	582	12-12	37-30
Hines, Nyheim - WR	35	35	INJ	8	25	51	27	40	48	29	35	34	367	11-5	24-9
Holden, Deonte - DE	DNP	DNP	19	DNP	DNP	DNP	DNP	DNP	DNP	DNP	DNP	DNP	19	1-0	1-0
Howell, Ford - LB	6	7	19	ST	DNP	1	7	1	1	ST	ST	INJ	40	10-0	23-0
Jones, Josh - S	49	79	62	70	64	94	75	83	66	55	70	69	836	12-12	37-31
Jones, Justin - DT	26	52	31	49	48	62	43	55	40	34	42	40	522	12-12	35-15
Jones, Tyler - OT	81	66	62	80	64	74	63	67	86	86	76	79	884	12-12	23-18
Kennedy, Bryce - OG	6	DNP	9	DNP	DNP	DNP	1	DNP	ST	DNP	DNP	DNP	16	4-0	19-1
Kidd-Glass, Tim - S	DNP	ST	ST	ST	ST	DNP	DNP	DNP	ST	ST	DNP	ST	ST	7-0	7-0
Lacy, Nicholas - CB	ST	ST	ST	ST	ST	ST	ST	ST	ST	ST	ST	ST	ST	12-0	26-0
Locklear, Gavin - WR	8	4	28	12	5	7	6	ST	DNP	7	1	ST	78	11-0	23-0
Louis, Stephen - WR	35	47	42	55	36	64	40	64	58	48	57	51	597	12-9	24-11
Maples, Jackson - PK	ST	DNP	ST	DNP	ST	ST	ST	ST	ST	DNP	DNP	DNP	ST	7-0	20-0
McClendon, Jalen - QB	26	DNP	13	1	17	2	7	DNP	DNP	17	6	22	111	9-0	16-0
McCloud, Nick - CB	6	ST	20	INJ	DNP	2	29	ST	ST	ST	10	36	103	10-0	10-0
McGirt, Emanuel - OT	6	DNP	9	DNP	DNP	DNP	ST	DNP	DNP	DNP	INJ	INJ	15	3-0	3-0
McKever, Pharoah - TE	5	ST	2	ST	ST	2	ST	ST	ST	1	9	ST	19	12-1	28-3
Meadows, Trae - NIC	ST	ST	ST	ST	ST	DNP	DNP	ST	ST	ST	ST	ST	ST	9-0	9-0
Meyers, Jakobi - WR/QB	14	1	24	10	6	1	17	3	2	9	7	5	99	12-0	12-0
Moore, Airius - LB	43	79	58	60	56	94	79	79	59	55	68	69	799	12-12	38-29
Morehead, Jarius - S	6	ST	13	14	31	4	12	ST	ST	4	ST	ST	84	12-1	12-1
Moss, Thaddeus - TE/FB	32	4	25	20	21	32	22	15	7	37	37	26	278	12-3	12-3
Morrison, Stephen - WR	ST	ST	ST	ST	ST	DNP	DNP	DNP	DNP	DNP	DNP	DNP	ST	5-0	7-0
Nelson, Monty, DT	11	32	32	DNP	10	33	39	25	17	18	17	17	251	11-0	42-11
Nichols, Dakwa - RB	8	ST	19	12	ST	ST	13	3	5	12	INJ	INJ	72	10-0	35-2
Nicholson, Riley - LB	6	ST	3	21	21	19	17	11	INJ	INJ	2	ST	100	10-1	23-5
Paul, Sean - CB	ST	ST	ST	ST	ST	ST	10	ST	ST	ST	INJ	INJ	10	10-0	27-0
Phillips, Freddie - CB	ST	ST	ST	ST	ST	ST	ST	ST	ST	ST	ST	ST	ST	12-0	24-0
Prescod, Terronne - OG	6	1	9	2	ST	15	63	33	48	40	27	35	279	12-3	24-3
Richardson, Will - OT	81	66	62	80	64	74	SICK	36	64	86	76	57	746	11-9	22-18
Riley, Tyrone - DE	3	7	6	ST	ST	28	30	INJ	INJ	14	8	11	107	10-0	10-0
Roseboro, Darian - DE	23	38	53	49	16	43	46	30	28	25	34	32	417	12-1	25-1
Samuels, Jaylen - TE/FB	47	46	25	37	27	45	33	35	69	35	53	43	495	12-9	38-21
Scelfo, Joe - C	81	66	62	80	64	74	63	67	86	86	76	79	884	12-12	12-12
Sessoms, Josh - S	ST	ST	ST	ST	INJ	DNP	ST	ST	ST	ST	ST	ST	ST	10-0	35-0
Smith, Bryan - LB	DNP	DNP	DNP	DNP	DNP	DNP	DNP	DNP	DNP	ST	ST	DNP	ST	2-0	2-0
Smith-Williams, James - DE	18	32	40	22	9	1	DNP	16	10	INJ	INJ	INJ	148	8-0	12-0
Stevens, Mike - CB	49	79	58	70	64	94	66	83	66	55	61	60	805	12-12	36-22
Street, Kentavious - DE	29	42	26	33	35	51	39	50	39	32	35	37	448	12-11	37-20
Tocho, Jack - CB	43	79	45	70	64	92	59	83	66	55	71	42	769	12-12	48-35
Trowell, Maurice - WR	24	24	27	36	ST	4	17	7	8	15	6	2	170	12-1	25-8
Tu'uta, John - C	6	DNP	2	DNP	DNP	DNP	DNP	DNP	DNP	DNP	DNP	DNP	8	2-0	6-0
Wiltz, Aaron - OL	INJ	INJ	INJ	ST	ST	ST	ST	ST	ST	ST	ST	ST	ST	9-0	9-0
Wright, Dexter - S	INJ	INJ	INJ	ST	ST	ST	11	11	15	3	5	9	54	9-0	12-0
Wright, Dravious - NIC	26	45	37	42	37	54	37	50	37	29	49	38	481	12-11	50-36

2015 GAME SUMMARIES

GAME 1: NC STATE 48, WILLIAM & MARY 14

Sept. 1 • Raleigh, N.C. • Carter-Finley Stadium (58,200)
7:30 p.m. • ESPN3

OFFENSIVE FIREPOWER ON DISPLAY IN SEASON OPENING 48-14 WIN

RALEIGH, N.C. - With a new offensive coordinator and a new starting quarter-back, a balanced offensive display kicked off NC State's 2016 season with a 48-14 win over William & Mary. The Pack finished the contest with 262 yards passing and 259 yards rushing, jumping out to a 28-7 lead at the half thanks to three second quarter touchdowns.

It wasn't just the offense that impressed Wolfpack fans. After giving up a first quarter TD drive, the Pack's defense was stout the rest of the game. On the day, William & Mary gained just 168 total yards for the game - 62 rushing and 106 passing, and managed just 10 first downs.

WOLFPACK SPOTLIGHT DRIVE

Opening Drive - 8 plays, 70 yards in 3:24

Receiving the opening kick, NC State went right down the field, covering 70 yards in eight plays for the game's first touchdown. RB Matthew Dayes capped off the drive with a 5-yard rushing score, and accounted for 39 totals on the drive (21 rush, 18 receiving). On the drive, starting QB Ryan Finley was 3-of-3 for 40 yards.

NOTES

- Not only did the game mark the first time in 306 days that RB Matthew Dayes had played in a game, but it was also 306 days since he was even tackled. He sat out spring drills and went through all of fall practice without being tackled in any practices.
- Dayes finished with his sixth career 100-yard rushing game. His 138 yards was the highest total for a Pack running back in the season opener since 2000 (Ray Robinson, 139 vs. Arkansas St.).
- For the third time in two seasons, the NC State defense surrendered less than 200 total yards of offense - 168.
- Four true freshmen made their NC State debuts: WR Kelvin Harmon and TE Thaddeus Moss on offense, CB Nick McCloud on defense and Trae Medaows (NIC) on special teams.
- All three grad transfers saw action, QB Ryan Finley, PK Connor Haskins and C Joe Scelfo.
- Also seeing action for the first time in a Pack uniform: WRs Jakobi Meyers and Vernon Grier, OT Emanuel McGirt, S Jarius Morehead DE Tyrone Riley.
- For the second year in a row, NC State scored touchdowns on each of its first two possessions.
- NC State improved to 37-12-2 in the first home contest of the season - since Carter-Finley opened in 1966.

Scoring Summary	1	2	3	4	E
WM	7	0	7	0	14
NC State	7	21	7	13	48

1st Quarter

- 11:36 ST- Dayes 5 yd run (Haskins kick)
- 5:22 WM- Dedmom 16 pass Cluely (Dorka kick)

2nd Quarter

- 13:43 ST- Dayes 4 yd run (Bambard kick)
- 3:48 ST- J. Samuels 3 yd run (Bambard kick)
- 0:20 ST- Cherry 16 pass from Finley (Bambard kick)

3rd Quarter

- 13:24 WM- Cluley 10 yd run (Dorka kick)
- 6:34 ST- Samuels 8 yd run (Bambard kick)

4th Quarter

- 13:14 ST- Samuels 14 pass from Finley (Bambard kick bld)
- 8:02 ST - J. Frasier 1 yd run (K. Bambard kick)



Ryan Finley, QB

Team Statistics	WM	NCSU
First Downs	10	28
Rush Att. -Net Yards	28-62	57-259
Passing-C-A-Int.	10-19-2	23-30-1
Net Passing Yards	106	262
Offensive Plays	47	87
Total Offense	168	521
Fumbles-Lost	0-0	1-0
Penalties-Yards	8-70	7-80
Punts-Average	7-37.7	2-40
3rd Down Conversion	1-of-8	10-of-15
Time of Possession	24:47	35:13

Individual Statistics:

Rushing

WM- A. Funderburke 9-31, J. Dunn 5-14, K. Anderson 5-8, S. Cluley 4-6
NCSU- M. Dayes 23-138, D. Nichols 4-27, J. Frasier 7-26, R. Gallaspy 4-25, J. Samuels 5-24

Passing

WM - S. Cluley 9-18-2-99-1TD
NCSU- R. Finley, 17-21-0-174-2TD, J. McClendon 6-91-88-0TD

Receiving

WM - D. Dedmon 5-75-1TD
NCSU- J. Samuels 5-66-1TD, N. Hines 4-42-0TD, B. Cherry 3-36-1TD, K. Harmon 2-53-0TD

Tackles

WM - C. Parker 15
NCSU- J. Fernandez 7

Interceptions

WM - C. Parker 1-9
NCSU - J. Fernandez 1-11, Jo. Jones 1-9

Attendance: 57,774

GAME 2: EAST CAROLINA 33, NC STATE 30

Sept. 10 • Greenville, N.C. • Dowdy Ficklen Stadium
Noon • ESPNU

PACK UNABLE TO COMPLETE COMEBACK

GREENVILLE, N.C. - In a game that featured six lead changes, NC State was unable to find a late fourth quarter score and fell 33-30 at East Carolina. The Wolfpack took a 30-26 lead early in the fourth quarter, but the Pirates responded with their own TD score with 5:49 left for the game's final score.

The Pack, looking for a FG to tie or TD to win, got the ball back with 51 seconds at its own 38-yard line. After four passes netted 16 yards, NC State had a 3rd & 10 from the ECU 46 with just eight seconds on the clock. Without any timeouts, QB Ryan Finley found WR Bra'Lon Cherry across the middle for a 22 yard gain down to the ECU 24, but the clock reach 0:00 before NC State could spike the ball.

WOLFPACK SPOTLIGHT DRIVE - 1st half

5 plays, 49 yards in 1:39 - Jaylen Samuels 5-yd TD run

After a Jack Tocho interception on the first play of the ECU series that followed the Pack's first TD of the day, NC State took its first lead of the game a little more than midway through the second quarter. After a Finley to Stephen Louis 34-yard pass down the sideline, Jaylen Samuels rushed five yards on the next play for the TD to give NC State a 13-12 lead with 6:25 left in the half.

WOLFPACK SPOTLIGHT DRIVE - 2nd half

12 plays, 90 yards in 6:00 - Ryan Finley 15-yd TD run

Down 26-23, NC State used a 12-play, 90 yard drive to retake the lead two minutes into the fourth quarter. Finley capped the drive with a 15 yard run. On the drive, the Finley completed 3-of-4 passes for 28 yards, and the Pack picked up 62 yards on the ground.

NOTES

- WR Stephen Louis became the first Wolfpack player in 23 games to post 100 + receiving yards. His 142 yards was the second-highest for a Pack player under Dave Doeren - only Bryan Underwood's 148 in 2013 against Central Michigan is higher.
- RB Matthew Dayes rushed for over 100 yards for the second straight game to start the season. He also rushed for 100+ yards in the first two games of 2015.
- QB Ryan Finley completed 37-of-52 passes (.712) in his first two games as the Pack's starter.
- The NC State defense finished with 13 tackles for loss, and caused two turnovers - turned into nine points by the Pack's offense.
- On its first three drives of the game, the Pack was held to 71 yards. Starting in the 2nd quarter, the Pack had three straight scoring drives resulting in TDs to take the lead into the half (7 plays, 74 yards in 3:45 - 5 plays; 49 yards in 1:39 - 1 play; 80 yards in 0:19). Each drive had one explosive play during the drive: Reggie Gallaspy II 37-yd TD run, Finley to Louis 34-yd pass, Finley to Louis 80-yd TD pass.

Scoring Summary	1	2	3	4	F
ECU	9	10	7	7	33
NC State	0	20	3	7	30

1st Quarter

- 10:09 ECU- D. Plowman 23 yd field goal
- 5:39 ECU- J. Summers 27 yd run (D. Plowman kick missed)

2nd Quarter

- 12:00 ECU- D. Plowman 43 yd field goal
- 8:15 ST- R. Gallaspy 37 yd run (K. Bambard kick)
- 6:25 ST- J. Samuels 5 yd run (K. Bambard pass missed)
- 4:26 ECU-A. Scott 25 yd pass from P. Nelson (Plowman kick)
- 4:07 ST -S. Louis 80 yd pass from R. Finley (Bambard kick)

3rd Quarter

- 7:05 ST- K. Bambard 30 yd field goal
- 4:04 ECU- J. Summers 15 yd run (D. Plowman kick)

4th Quarter

- 13:04 ST- R. Finley 15 yd run (K. Bambard kick)
- 5:49 ECU- A. Scott 5 yd run (D. Plowman kick)

Team Statistics	ECU	ST
First Downs	23	19
Rush Att. -Net Yards	33-148	31-215
Passing-C-A-Int.	33-43-1	21-32-0
Net Passing Yards	297	287
Offensive Plays	76	6
Total Offense	445	502
Fumbles-Lost	2-1	2-1
Penalties-Yards	4-36	8-54
Punts-Average	3-34.3	2-52
3rd Down Conversion	7-of-17	4-of-11
Time of Possession	31:51	28:09

Individual Statistics:

Rushing

ECU- D. Anderson 9-52, A. Scott 11-41, J. Summers 6-41
NCSU- M. Dayes 14-103, R. Gallaspy 5-61, R. Finley 6-20

Passing

ECU - P. Nelson 33-43-1-297-1TD
NCSU - R. Finley 20-31-0-259-1TD,

Receiving

ECU - Q. Johnson 13-75-0TD, Z. Jones 7-73-0TD, A. Scott 6-49-1TD, J. Williams 5-59-0TD, J. Summers 1-39-0TD
NCSU- J. Samuels 5-41-0TD, B. Cherry 4-44-0TD, M. Dayes 4-15-0TD, S. Louis 3-142-1TD

Tackles

ECU - D. Pratt 7
NCSU- J. Jones 13

Interceptions

ECU - N/A
NCSU- J. Tocho 1-0

Attendance: 50,719



Stephen Louis, WR

GAME 3: NC STATE 49, OLD DOMINION 22

Sept. 17 • Raleigh, N.C. • Carter-Finley Stadium
6 p.m. • ACC Network Extra

SEVEN RED ZONE SCORES LEAD PACK PAST OLD DOMINION
RALEIGH, N.C. - A perfect seven-for-seven performance in the red zone led the Wolfpack to a 49-22 win over Old Dominion. Quarterbacks Ryan Finley (three TD passes) and Jalan McClendon (two TD rushes, one TD pass) combined for six of the Pack's seven scores on the night. NC State defeated the Monarchs for the third straight season, all by a combined score of 133-70.

Finley finished with a 24-28, 281 yard night, improving on one of the best completion percentages in the country. Matt Dayes tallied 71 yards rushing and 49 yards receiving. The Wolfpack defense frustrated the Monarchs offense with nine tackles for loss, five sacks and four QB hurries.

WOLFPACK SPOTLIGHT DRIVE - 1st half

13 plays, 95 yards in 5:51 - Jalan McClendon 1-yd TD run

After holding ODU to a three-and-out on the game's first drive, the Pack took its first offensive drive 95 yards in 13 plays for the first TD of the day - a Jalan McClendon 1-yard TD run on third down. On the drive, Dayes had 70 yards (32 rush, 38 receiving), and Finley was 4-of-5 for 52 yards.

WOLFPACK SPOTLIGHT DRIVE - 2nd half

6 plays, 72 yards in 2:39 - Jalan McClendon 3-yd TD pass to Thaddeus Moss
After ODU scored a TD on its opening possession of the second half, NC State went 72 yards in six plays. McClendon threw his first TD pass of the season - 3 yards - to freshman TE Thaddeus Moss, for his first career TD reception.

NOTES

• NC State scored at least 40 points for the sixth time in its last nine home games dating back to 2014.

• To start his NC State career, QB Ryan Finley completed 61-of-80 (76.3%) passes for six touchdowns and no interceptions.
• Before coming in to play QB midway through the fourth quarter, back-up McClendon scored a touchdown on all three of his first three snaps of the



Jalan McClendon, QB

game - his first career TDs. In the first half, McClendon scored a pair of rushing TDs (1 and 3 yards), and in the third quarter he threw his first career TD pass.

• With a team-high five receptions, WR Stephen Louis upped his two-game total to eight catches for 222 yards.

Scoring Summary	1	2	3	4	F
ODU	0	3	6	13	22
NC State	7	14	14	14	49

1st Quarter

7:24 ST- J. McClendon 1 yd run (K. Bambard kick)

2nd Quarter

13:36 ODU- B. Cate 21 yd field goal

9:32 ST- J. McClendon 3 yd run (K. Bambard kick)

3:06 ST- J. Samuels 19 yd pass from R. Finley (K. Bambard kick)

3rd Quarter

9:31 ODU- Pascal 21 yd pass from Washington (pass failed)

6:46 ST- T. Moss 3 yd pass from J. McClendon (Bambard kick)

1:45 ST- J. Samuels 19 yd pass from R. Finley (K. Bambard kick)

4th Quarter

13:19 ODU- Pascal 20 yd pass from Washington (kick blkd)

10:33 ST - C. Cook 8 yd pass from R. Finley (Bambard kick)

9:12 ODU- J. Cox 65 yd run (B. Cate kick)

5:56 ST- D. Nichols 9 yd run (K. Bambard kick)

Team Statistics	ODU	NCSU
First Downs	15	28
Rush Att. -Net Yards	32-117	39-158
Passing-C-A-Int.	17-27-0	27-32-0
Net Passing Yards	204	312
Offensive Plays	59	71
Total Offense	321	470
Fumbles-Lost	0-0	1-1
Penalties-Yards	7-50	2-24
Punts-Average	7-45.4	2-47.5
3rd Down Conversion	7-of-17	7-of-11
Time of Possession	29:29	30:31

Individual Statistics:

Rushing

ODU- J. Cox 9-91, G. Jackson 4-21, R. Lawry 9-14, B. Cate 1-9, Z. Pascal 1-9

NCSU- M. Dayes 14-71, D. Nichols 7-29, J. Samuels 3-22, R. Gallaspy 5-20, J.

Frasier 2-8

Passing

ODU - D. Washington 16-26-0-200-2TD, B. Larussa 1-1-0-4-0TD

NCSU- R. Finley, 24-28-0-281-3TD, J. McClendon 3-4-0-31-1TD

Receiving

WM - Z. Pascal 8-104-2TD, M. Vaughn 3-39, T. Fulgham 2-36

NSSU- S. Louis 5-80, M. Dayes 4-49, J. Meyers 3-50, K. Harmon 3-41

Tackles

ODU - T. Ricks 11

NCSU- Jo. Jones 9

Interceptions

ODU - B. Rotimi 1-0

NCSU- N/A

Attendance: 57,810

GAME 4: NC STATE 33, WAKE FOREST 16

Oct. 1 • Raleigh, N.C. • Carter-Finley Stadium
3:30 p.m. • Regional Sports Networks

FIRST QUARTER DOMINANCE IN CONFERENCE OPENER

RALEIGH, N.C. - NC State outscored visiting Wake Forest 17-0 in the opening quarter, and started ACC play with a 33-16 win at Carter-Finley Stadium in front of a sellout crowd of 58,200.

The Wolfpack used a dominating first quarter to jump out to a 17-0 lead. In the opening 15 minutes of play, the Pack outgained Wake Forest 214-59, including 177-62 through the air. The Pack got TDs by Matthew Dayes (6-yd rush) and Jaylen Samuels (13-yd reception) to go along with a 20-yard Kyle Bambard field goal.

The Pack added another TD in the second quarter to score on its first four possessions and took a 23-9 lead into the break, and then outscored the Demon Deacons (4-1, 1-1 ACC) 10-7 in the second half.

WOLFPACK SPOTLIGHT DRIVE - 1st Half

8 plays, 75 yards in 3:28 - Matthew Dayes 6-yard TD run

NC State took the game's opening kick 75 yards in eight plays to jump out to a quick 7-0 lead just under four minutes into the game. QB Ryan Finley completed 3-of-4 passes for 63 yards, including a 39-yard pass to WR Stephen Louis. Dayes finished off the drive with a 6-yard score, his third of the season.

After the Pack defense forced Wake into a 3 & out, NC State then kicked a 20-yard field goal to take a 10-0 lead midway through the first quarter.

WOLFPACK SPOTLIGHT DRIVE - 2nd Half

9 plays, 66 yards in 4:51 - Kelvin Harmon 7-yard TD catch

After Wake Forest cut the Wolfpack lead to 26-16 in the fourth quarter, the Pack responded with a 9 play, 66 yard drive to take a 33-16 lead with six minutes left. Dayes had back-to-back rushes of 14 and 29 yards, and freshman WR Kelvin Harmon caught his second TD of the day, seven yards from Finley.

NOTES

• Since 1986, NC State has won 15 times in 16 meetings against Wake Forest in Carter-Finley Stadium. The lone loss was in 2006.

• Finley threw for 300 yards for the first time in his Wolfpack career. Finley was the first Wolfpack QB to throw for 300 yards since Jacoby Brissett did so against Florida State in 2014 - a span of 26 games.

• Three games into the season, Finley boasted 116 pass attempts without throwing an INT to start his Wolfpack career, the most consecutive passes without an INT for a Wolfpack starting QB to start his career.

• For the second time of the young season, NC State had a player rush for over 100 yards (Dayes - 125 yards) and a player with 100+ yards receiving (Stephen Louis - 102 yards) in the same game. Dayes and Louis also both accomplished the feat at ECU.

• Dayes posted his third 100-yard in four games and eighth in his last 12 games overall, dating back to 2015.

• Louis tallied over 100 yards receiving for the second time in three games, averaging 108.0 yards.

• For the third straight home game, NC State took its opening possession in for a TD.

• Harmon caught his first career touchdown in the second quarter, a 36-yard TD pass from QB Ryan Finley. He added a second TD catch in the fourth quarter to put the game away.

• PK Kyle Bambard's 48-yard field goal in the third quarter was a career long.

• NC State's 13 penalties tied as the fourth-most in school history, and the 144 yards as the most-ever against a NC State team (121).

Scoring Summary	1	2	3	4	F
Wake	0	9	7	0	16
NC State	17	6	3	7	33

1st Quarter

11:32 ST- M. Dayes 6 yd run (K. Bambard kick)

7:54 ST- K. Bambard 20 yd field goal

1:23 ST- Samuels 13 yd pass from Finley (Bambard kick)

2nd Quarter

13:45 WF- M. Weaver 34 yd field goal

10:12 ST - Harmon 36 yd pass from Finley (Bambard kick NG)

6:12 WF- M. Weaver 29 yd field goal

3:03 WF- M. Weaver 41 yd field goal

3rd Quarter

9:41 ST- K. Bambard 48 yd field goal

2:25 WF- T. Hines 9 yd pass from J. Wolford (M. Weaver kick)

4th Quarter

5:53 ST- K. Harmon, 7 yd pass from R. Finley (K. Bambard kick)

Team Statistics	WF	ST
First Downs	23	28
Rush Att. -Net Yards	21-69	39-200
Passing-C-A-Int.	27-46-0	24-37-0
Net Passing Yards	283	327
Offensive Plays	67	76
Total Offense	352	527
Fumbles-Lost	2-0	0-0
Penalties-Yards	4-36	13-144
Punts-Average	6-46.8	4-54.5
3rd Down Conversion	4-of-14	7 of 14
Time of Possession	25:56	34:04

Individual Statistics:

Rushing

WF- M. Colburn 10-39, J. Wolford 9-28

NCSU- M. Dayes 24-125-1TD, J. Samuels 2-24

Passing

WF - J. Wolford 25-41-0-263-1TD

NCSU- R. Finley 23-36-0-300-3TD

Receiving

ECU - T. Hines 9-125-1TD, C. Lewis 6-52, C. Serigne 5-52

NCSU- J. Samuels 7-50-1TD, S. Louis 4-102, K. Harmon 4-42-2TD

Tackles

WF - J. Bates 15

NCSU- Jo. Jones 12

Interceptions

WF - N/A

NCSU- N/A

Attendance: 58,200



Jaylen Samuels, TE/FB

GAME 5: NC STATE 10, NOTRE DAME 3

Oct. 8 • Raleigh, N.C. • Carter-Finley Stadium
12 p.m. • ABC National

BLOCKED PUNT RETURNED FOR A TD LEADS TO VICTORY

RALEIGH, N.C. - Playing in a constant downpour with heavy winds due to Hurricane Matthew hitting the East Coast, NC State defeated visiting Notre Dame in a defensive battle, 10-3, as the Wolfpack celebrated the 50th anniversary of Carter-Finley Stadium.

With the score tied 3-3 in the fourth quarter, the Wolfpack broke through with the game's lone touchdown - which came on a special teams play. The Irish lined up to punt deep in their own territory, but NC State tight end Pharoah McKeever broke through the middle blockers to block the punt, which was scooped up by safety Dexter Wright and returned 16 yards for the game winning score.

NOTES

• The Pharoah McKeever blocked punt returned by Dexter Wright for a TD in the 4th quarter was the first punt block returned for a score since a game against Boston College in 2010. The blocked punt was the first for NC State since a game against FSU in 2012.

• Notre Dame's final total of 113 yards of total offense was the lowest for a NC State FBS opponent since Maryland had 91 in 2004.

• The Wolfpack's 198 yards of total offense was the lowest in a NC State win since a victory against Maryland in 2005 (196).

• RB Matthew Dayes rushed for over 100 yards for the fourth time in the first five games of the season, as he finished with 126 yards on 23 carries.

• NC State failed to score a TD on its first possession for the first time at home all season. A Wolfpack TD (QB Ryan Finley to TE Cole Cook - 8 yard pass) was called back due to a penalty. NC State ended up missing a 31-yard FG on its opening drive.

• Starting safety Shawn Boone was forced to miss the first half due to a targeting call versus Wake Forest. In his place, redshirt freshman Jarius Morehead made his first career start. He picked off a Notre Dame pass at the Pack's 1-yard line in the second quarter, and finished with three tackles.

• The three combined points scored in the first half were the fewest in a NC State game since 2012 at Connecticut (NCSU had a 3-0 halftime lead as well). The last time NC State scored just 10 points in a win was also that UConn game.

• The Pack held Notre Dame to its first scoreless first half since the 2012 National Championship game, and the Irish's 48 total yards in the first half were the fewest since 2008 against USC (9).



Pharoah McKeever and Dexter Wright

Scoring Summary	1	2	3	4	F
ND	0	0	3	0	3
NC State	3	0	0	7	10

<u>1st Quarter</u>				
1:20	ST-	K Bambard	38 yd field goal	
<u>2nd Quarter</u>				
N/A				
<u>3rd Quarter</u>				
11:04	ND-	J. Yoon	40 yd field goal	
<u>4th Quarter</u>				
12:43	ST-	Dex. Wright	16 yd blocked punt return (Bambard kick)	

Team Statistics	ND	ST
First Downs	10	14
Rush Att. -Net Yards	38-59	51-157
Passing-C-A-Int.	9-26-1	7-14-0
Net Passing Yards	54	41
Offensive Plays	64	65
Total Offense	113	198
Fumbles-Lost	4-2	6-2
Penalties-Yards	5-40	2-20
Punts-Average	6-36.2	4-37
3rd Down Conversion	1-of-15	2-of-14
Time of Possession	27:41	32:19

<u>Individual Statistics:</u>	
<u>Rushing</u>	
ND -	J. Adams 14-51, D. Kizer 15-15
NCSU-	M. Dayes 23-126, J. McClendon 10-56
<u>Passing</u>	
ND -	D. Kizer 9-26-1-54-OTD
NCSU-	R. Finley 5-12-0-27-OTD
<u>Receiving</u>	
ND -	S. Brown 3-30, T. Hunter 2-19
NCSU	- M Dayes 3-14, N. Hines 2-8
<u>Tackles</u>	
ND -	J. Tillery 9
NCSU-	J. Ferandez 9
<u>Interceptions</u>	
ND -	N/A
NCSU-	J. Morehead 1-25

Attendance: 58,200

GAME 6: NC STATE 17, ^{3/3}CLEMSON 24

Oct. 15 • Clemson, S.C. • Memorial Stadium
12 p.m. • ABC National

PACK FALLS IN OVERTIME HEARTBREAKER AT #3 CLEMSON

RALEIGH, N.C. -No. 3 Clemson scored on the opening possession of overtime, then picked off a NC State pass on the very next play to narrowly escape the Wolfpack's upset bid, 24-17.

Tied 17-17 with 6:39 left, NC State marched down the field for a game winning 33-yard field goal attempt with just two seconds left. Kyle Bambard's attempt pushed wide right sending the game into OT. Clemson started on offense, and capped its possession with a TD pass from 10 yards out. On NC State's first play of OT, QB Ryan Finley looked for WR Bra'Lon Cherry in the end zone, but Clemson boxed him out and recorded the INT to end the game.

The overtime game was the first for NC State since 2010 at East Carolina. The Pack is now 8-6 in OT since it started in 1997, having lost its last two - both on the road.

WOLFPACK SPOTLIGHT DRIVE - 1st half

14 plays, 88 yards in 5:52 - Kyle Bambard 28-yd field goal
After stopping Clemson on 4th & goal, the Pack took over at its own 1-yard line. NC State marched 88 yards in 14 plays, and Bambard's 28-yard field goal tied the game at 3-3 with 2:03 left in the first half. On the drive, Finley was 7-of-10 for 91 yards.

WOLFPACK SPOTLIGHT DRIVE - 2nd half

14 plays, 75 yards in 4:34 - Matthew Dayes 2-yd TD run
After Clemson took a 17-10 lead late in the third quarter, NC State took the ensuing kickoff 75 yards in 14 plays and tied the game at 17-17 with 11:29 left after a Matthew Dayes 2-yard TD rush. Dayes had 30 yards rushing on the drive, and scored his fourth TD of the season. The key play came on 4th & 6 from the Clemson 29, when Clemson was called for its first penalty of the day - pass interference - giving the Pack a first down.

NOTES

• In the first quarter, NC State had 154 yards of total offense (111 pass, 43 rush) - compared to 96 for Clemson - but the offense was flagged six times for 45 yards in the opening 15 minutes. The Pack reached the Clemson 22 and 19-yard lines on its first two drives, but was held without a point both times.

• Overall in the first quarter, NC State had eight penalties for 76 yards - compared to none for Clemson.

• For the second time in 2016, NC State committed 13 penalties - the fourth-most in a single game.

• On his first pass attempt of the second quarter, Finley threw his first interception of the season - off a tipped pass. Finley had gone 139 straight attempts to begin his Wolfpack career with an INT.

• On the first play of the third quarter, cornerback Mike Stevens picked off a Clemson pass and returned it 28 yards for a touchdown. It was the Pack's first defensive score of the season.

• Clemson's four turnovers were the most forced by the Pack this season, and the most since Florida State had five last season.

• NC State forced three fumbles during the game, all-coming within the Pack's end of the field. Clemson turned the ball over on the NC State 24, 5 and 8-yard lines. Clemson was also held out of the end zone when NC State stopped the Tigers on 4th & Goal from the 1-yard line in the second quarter.

• TE Jaylen Samuels finished with career-highs of eight catches for 100 yards. A Wolfpack player recorded at least 100 yards receiving in three of the first six games of 2016.

Scoring Summary	1	2	3	4	OT	F
CU	3	7	7	0	7	24
NC State	0	3	7	7	0	17

<u>1st Quarter</u>	
1:17	CU- Huegel 25 yd field goal
<u>2nd Quarter</u>	
2:03	ST- K. Bambard 28 yd field goal
0:10	CU- M. Williams 13 yd pass from D. Watson (Huegel kick)
<u>3rd Quarter</u>	
14:51	ST- M. Stevens 28 yd interception return (Bambard kick)
1:03	CU- D. Watson 4 yd run (Huegel kick)
<u>4th Quarter</u>	
11:29	ST- M. Dayes 2 yd run (K. Bambard kick)
<u>OT</u>	
15:00	CU- A. Scott 10 yd pass (Huegel kick)

Team Statistics	CU	NCSU
First Downs	30	23
Rush Att. -Net Yards	39-117	32-128
Passing-C-A-Int.	39-52-1	21-42-2
Net Passing Yards	378	269
Offensive Plays	91	74
Total Offense	495	397
Fumbles-Lost	5-3	0-0
Penalties-Yards	5-40	13-120
Punts-Average	2-26.0	3-38.7
3rd Down Conversion	10-of-17	7-of-15
Time of Possession	29:14	30:46

<u>Individual Statistics:</u>	
<u>Rushing</u>	
CU -	Fuller 16-56, D. Watson 13-35
NCSU-	M. Dayes 22-106-1TD
<u>Passing</u>	
CU -	D. Watson 39-52-1-378-2TD
NCSU-	R. Finley 20-40-2-231-OTD
<u>Receiving</u>	
CU -	M. Williams 12-146-1TD, H Renfrow 6-53, McCloud 6-51, Leggett 5-56
NCSU -	J. Samuels 8-100, N. Hines 3-65, K. Harmon 3-42
<u>Tackles</u>	
CU -	Joseph 11
NCSU-	Jo. Jones 11
<u>Interceptions</u>	
CU -	Wallace 1-13, Edmond 1-0
NCSU -	Mi. Stevens 1-28

Attendance: 81,200



Mike Stevens, CB

GAME 7: NC STATE 13, ^{7/7}LOUISVILLE 54

Oct. 22 • Louisville, Ky. • Papa Johns Cardinal Stadium
12 p.m. • ABC National

PACK FALLS ON ROAD AT NO. 7 LOUISVILLE

LOUISVILLE, KY. - No. 7 Louisville used a strong first half performance and defeated the visiting Wolfpack 54-13.

The Cardinals raced out to a 44-0 halftime lead, limiting the Wolfpack’s offensive production in the first 30 minutes. NC State put up back-to-back TDs in the third quarter 13, but Louisville scored the game’s final 10 points.

Pack QB Ryan Finley completed 16-of-31 passes for 236 yards and a pair of touchdowns, with 192 of his yards coming in the second half.

NOTES

• Redshirt sophomore Terronne Prescod (RT) and sophomore Darian Roseboro (DE) both made their first career starts. The game marked the first time that either the defensive line or the offensive line made a lineup change all season. Starting RT Will Richardson did not make the trip due to illness.

• RB Matthew Dayes went to the locker room just five minutes into the second quarter, and although cleared to return, was held out for the rest of the game. Dayes finished with just five carries for 13 yards and one catch for 21 yards.

• With the ACC’s third-leading rusher out most of the game, NC State was held to just 14 yards rushing - the lowest total for the Pack since 2011 at Cincinnati (-26).

• The Pack put together a 12-play, 98-yard TD drive in the third quarter - culminating with a Finley-to-Harmon 14-yd TD pass. The 98-yard drive was the longest for NC State since the 2014 season opener vs. Georgia Southern (99 yards).

• On the Pack’s next possession, NC State went 95 yards in just five plays - culminating with a Finley-to-Trowell 80-yd TD pass. It marked the first time since a 2010 game vs. Cincinnati that NC State had multiple scoring drives of 90+ yards in the same game.

• After being held to 54 yards of total offense in the first half, NC State had 184 yards of total offense (181 passing) in the third quarter to outscore Louisville 13-0. The Pack outgained the Cardinals 184-55 in the quarter.

• On kickoff returns, Nyheim Hines set a careerhigh with 189 yards. The 189 yards are the third most in a single game in school history.

Scoring Summary	1	2	3	4	F
Louisville	17	27	0	10	54
NC State	0	0	13	0	13

1st Quarter
13:27 LOU - Jackson 36 run (Creque kick)
11:20 LOU - Creque 37 FG
5:21 LOU - Smith 74 yd. pass from Jackson (Creque kick)
2nd Quarter
14:48 LOU - Creque 33 FG
10:09 LOU - Smith 1 yd. run (Creque kick)
3:57 LOU - Hikutini 3 yd pass from Jackson (Creque kick)
3rd Quarter
5:55 ST - Harmon 14 yd. pass from Finley (Bambard kick)
1:14 ST - Trowell 70 yd. pass from Finley (Bambard kick failed)
4th Quarter
9:14 LOU - Smith 1 yd. run (Creque kick)
3:46 LOU - Creque 27 FG

Team Statistics	LOU	NCSU
First Downs	24	9
Rush Att. -Net Yards	44-163	25-14

Passing-C-A-Int.	21-36-0	16-36-3
Net Passing Yards	390	236
Offensive Plays	80	61
Total Offense	553	250
Fumbles-Lost	2-2	1-0
Penalties-Yards	12-94	6-65
Punts-Average	3-42.3	7-36.6
3rd Down Conversion	6-of-16	3-of-14
Time of Possession	32:07	27:53

Individual Statistics:
Rushing
LOU - Jackson 17-76-1, Smith 14-51-2
NCSU- Frasier 6-15, Dayes 5-13
Passing
LOU- Jackon 20-34-0-355-3 TD
NCSU- R. Finley 16-31-2-236, 2 TD
Receiving
LOU - Hikutini 6-118-1, Quick 4-43-0
NCSU - Samuels 4-26-0, Louis 3-48-0, Meyers 3-21-0
Tackles
LOU - Kelsey 8
NCSU- Jo. Jones 10, Boone 10
Interceptions
LOU - Thomas 1-23, Greenard 1-42, Washington 1-13
NCSU - None

Attendance: 55,218



Josh Jones, FS

GAME 8: NC STATE 14, BOSTON COLLEGE 21

Oct. 29 • Raleigh, N.C. • Carter-Finley Stadium
12:30 p.m. • ACC Network

PACK DROPS CLOSE BATTLE WITH BOSTON COLLEGE

RALEIGH, N.C. - Boston College scored the game winning touchdown with 4:43 remaining in the fourth quarter, and NC State was unable to answer, as the Eagles left Carter-Finley Stadium with a 21-14 ACC win.

The Wolfpack took a 14-13 lead midway through the third quarter capitalizing on an interception by Josh Jones and QB Ryan Finley found WR Kelvin Harmon on the very next play from 23 yards out.

The lead would last until the final five minutes, as BC used a 9-play, 63 yard drive to score the go-ahead TD, and two-point conversion, to take a 21-14 lead with 4:43 left.

After the Pack returned the ensuing kickoff to the BC 42, NC State worked the ball down to the BC 10 for a first and goal. After two run plays were stopped, BC was called for pass interference in the end zone and NC State had a first and goal from the 2. After two more runs were stopped, Finley was intercepted in the end zone to end the scoring threat.

WOLFPACK SPOTLIGHT DRIVE - 1st half
3 plays, 87 yards, 0:31 - Ryan Finley to Bra’Lon Cherry 79-yd TD pass
After falling behind 3-0 early in the second quarter, the Pack answered with a quick 3-play, 87-yard TD drive to take its first score at 7-3. Finley hit Bra’Lon Cherry on a quick slant, and Cherry raced 79 yards for his second TD of the season.

WOLFPACK SPOTLIGHT DRIVE - 2nd half
1 play, 23 yards, 0:06 - Ryan Finley to Kelvin Harmon 23-yd TD pass
After back-to-back interceptions by both teams, NC State scored its second TD of the game midway through the third quarter. After a Josh Jones INT set up the Pack deep in BC territory, Finley hit Harmon on the next play for a 23-yard TD score. The TD was Harmon’s team-leading fourth receiving TD of the season.

NOTES
• Both teams were scoreless in the first quarter. In its five home games, the Pack outscored its opponents 34-7 in first quarter action.

• Justin Jones’ blocked field goal in the second quarter was the first for NC State since Alan Michael-Cash had one against North Carolina in 2009.

• Finley threw for a career-best 307 yards, the second time this season he has passed for over 300 yards in a game.

• Cherry posted 105 receiving yards - his first career 100+ game. A Pack player had 100+ receiving yards for the fourth time this season.

• Josh Jones’ 15 tackles were a season-high for a Pack player, and the most since Robert Caldwell had 17 against BC in 2013.

Scoring Summary	1	2	3	4	F
Boston College	0	10	3	8	21
NC State	0	7	7	0	14

2nd Quarter
14:54 BC - Knoll 24 FG
8:24 ST - Cherry 79 pass from Finley (Bambard kick)
7:35 BC - J Smith 60 run (Knoll kick)
3rd Quarter
10:02 BC - Knoll 29 FG
8:31 ST - Harmon 23 pass from Finley (Bambard kick)
4th Quarter
4:43 Sweeney 14 pass from D. Jones (Sweeney pass from Towles)

Team Statistics	BC	NCSU
First Downs	21	14
Rush Att. -Net Yards	44-168	23-31
Passing-C-A-Int.	19-34-1	23-41-2
Net Passing Yards	218	307
Offensive Plays	78	64
Total Offense	386	338
Fumbles-Lost	2-1	1-1
Penalties-Yards	6-44	8-94
Punts-Average	5-32.8	6-37.7
3rd Down Conversion	6-of-17	5-of-16
Time of Possession	36:21	23:39

Individual Statistics:
Rushing
BC - Hillman 20-74-0; J. Smith 5-70-1
NCSU- M. Dayes 19-45-0
Passing
BC - P. Towles 18-33-1-204-0 TD
NCSU- R. Finley 23-41-2-307-2 TD
Receiving
BC - Walker 6-78-0, Sweeney 5-78-1
NCSU - Hines 6-62-0, Harmon 5-80-1, Dayes 5-33-0
Tackles
BC - Johnson 8
NCSU- Jo. Jones 15
Interceptions
BC- Moore 1-0, Schwab 1-0
NCSU - Jo Jones 1-0

Attendance: 56,443



Bra’Lon Cherry, WR

GAME 9: NC STATE 20, ^{19/19}FLORIDA STATE 24

Nov. 5 • Raleigh, N.C. • Carter-Finley Stadium
7 p.m. • ESPNU

PACK UNABLE TO OVERCOME FOURTH QUARTER TD

RALEIGH, N.C. - Leading 20-17 over No. 19 Florida State in the fourth quarter, NC State's attempt to beat the Seminoles in Raleigh fell just short due to a late comeback during NC State's annual Military Appreciation Day.

Down 20-17 with 4:37 left, Florida State went 83 yards in five plays for the game winning score. After back-to-back passes led the Seminoles into the red zone, FSU's Deondre Francois found Travis Rudolph from 19 yards out for the game's final score.

The Pack pushed the ball down to the FSU 24 on the ensuing drive, but turned the ball over on downs after a pair of incomplete passes on third and fourth down.

WOLFPACK SPOTLIGHT DRIVE - 1st half

8 plays, 71 yards in 3:47 - Ryan Finley to Bra'Lon Cherry 28 yd TD pass
NC State got on the scoreboard first, with the only touchdown of the first quarter. The Pack went 71 yards in eight plays, culminating with a Ryan Finley to Bra'Lon Cherry 28 yard TD pass. On the drive, Finley was 3-of-4 for 48 yards.

WOLFPACK SPOTLIGHT DRIVE - 2nd half

9 plays, 95 yards in 4:39 - Jaylen Samuels 23 yard TD rush
NC State found the end zone again in the third quarter, going 95 yards in nine plays, result in a 23 yard TD rush by Jaylen Samuels. On the drive, Finley was a perfect 3-for-3 for 53 yards. The drive tied as the second-longest of the Pack this season (98 and 95 at Louisville).

NOTES

• The Pack scored the lone points in the first quarter, taking a 7-0 lead after the first 15 minutes of action. On the season, NC State has outscored its opponents 41-7 in first quarter action in Carter-Finley Stadium.

• Jaylen Samuels' 23 yard TD rush was his first TD since the Wake Forest contest, and his first rushing TD since the East Carolina game.

• Nyheim Hines finished with a career-best 124 receiving yards, becoming the fourth different Wolfpack player to post 100+ yards receiving in a game all season (Louis - 2, Cherry, Samuels).

• PK Connor Haskins kicked his first career field goal in a NC State uniform - making kicks of 20 and 39 in the first half. Coming into the game, Haskins was 0-2 (both misses at East Carolina).

• Cherry had a two-game total of 161 receiving yards (3 catches for 56 yards tonight). In the first six games of the season, he posted just 136 receiving yards.

• For the third time on the season (East Carolina and Clemson), NC State had both a 100+ rusher (Dayes) and 100+ receiver (Hines) in the same game.

• Finley posted his second straight 300+ passing game, becoming the first Wolfpack player to throw for over 300 in two straight games since Mike Glennon did so in 2012.

Scoring Summary	1	2	3	4	F
Florida State	0	10	7	7	24
NC State	7	6	7	0	20

1st Quarter

1:52 ST - Cherry 28 pass from Finley (Bambard kick)

2nd Quarter

12:36 FSU - Aguayo 20 FG

1:20 FSU - Patrick 20 yd run (Aguayo kick)

0:06 ST - Haskins 39 FG

3rd Quarter

3:05	ST - Samuels 23 yd run (Haskins kick)	
0:00	FSU - Cook 10 yd. run (Aguayo kick)	
4th Quarter		
3:09	FSU - Rudolph 19 pass from Francois (Aguayo kick)	
Team Statistics	FSU	NCSU
First Downs	20	31
Rush Att. -Net Yards	24-63	41-165
Passing-C-A-Int.	22-39-0	25-41-1
Net Passing Yards	330	304
Offensive Plays	63	82
Total Offense	393	469
Fumbles-Lost	1-1	2-0
Penalties-Yards	6-59	3-28
Punts-Average	5-37.0	4-32.2
3rd Down Conversion	4-of-11	8-of-16
Time of Possession	26:09	33:51

Individual Statistics:

Rushing

FSU - Cook 18-65-1, Whitfield 1-12-0

NCSU- M. Dayes 23-104-0

Passing

FSU- Francois 22-39-0-330- 1 TD

NCSU- R. Finley 25-41-1-304-1 TD

Receiving

FSU - Murray 9-153-0, Tate 3-68-0, Rudolph 3-39-1, Izo 3-19-0

NCSU - Hines 11-124-0, Dayes 4-27-0

Tackles

FSU - Walker 10, Lane 10

NCSU- Dra. Wright 10, Fernandez 10

Interceptions

FSU - McFadden 1-0

NCSU - None

Attendance: 57,789



Nyheim Hines, WR

GAME 10: NC STATE 35, SYRACUSE 20

Nov. 12 • Syracuse, N.Y. • The Carrier Dome
12:30 p.m. • ACC Network

FOUR RUSHING SCORES LEADS PACK TO 35-20 ROAD WIN

SYRACUSE, N.Y. - Behind four rushing touchdowns and limiting Syracuse to just 28 rushing yards, NC State won 35-20 at the Carrier Dome. RB Matthew Dayes tied a career best with three rushing scores, while QB Ryan Finley threw for a career-best 340 yards. The Wolfpack defense matched the effort, holding Syracuse to just 218 yards of total offense and 10 first downs.

The Wolfpack improved to 9-1 all-time against Syracuse, including a perfect 5-0 in games played in Syracuse.

WOLFPACK SPOTLIGHT DRIVE - 1st half

13 plays, 82 yards in 6:16 - Matthew Dayes 7-yd TD run

After a Jack Tocho interception gave the Pack the ball, NC State went 82 yards in 13 plays to tie the game 7-7 on the first play of the second quarter. RB Dayes scored the Pack's first TD of the game from seven yards out, his first rushing score since the Clemson game. On the drive, Dayes rushed seven times for 30 yards.

WOLFPACK SPOTLIGHT DRIVE - 2nd half

2 plays, 80 yards in 0:37 - Ryan Finley to Kelvin Harmon 68-yd TD pass

After the Orange went three-and-out on its first drive of the second half, the Wolfpack took its ensuing drive 80 yards in only two plays to jump ahead 21-10. Jaylen Samuels started the drive with a 12-yard rush, then Finley found Kelvin Harmon on a quick slant, and after splitting a couple Orange defenders, Harmon went 68 yards for the score. The play was a career-long reception for Harmon.

NOTES

• Harmon boasted over 100 yards receiving for the first time in his career. He became the fifth different Wolfpack player to do so in 2016, a new school record for most individuals in a single-season.

• RB Matthew Dayes tied a career-high with three rushing TDs. With his three rushing scores, he moved into fourth place in NC State history with 31 rushing TDs in a career.

• Dayes also went over 100 yards rushing in a game for the seventh time on the season. Those seven games are the most for 100 in a season at NC State since Joe McIntosh also had seven in 1981.

• Finley passed for 300+ yards for the third straight game - the most consecutive 300 games since Russell Wilson had five straight in 2010.

Scoring Summary	1	2	3	4	F
NC State	0	14	14	7	35
Syracuse	7	3	10	0	20

1st Quarter

7:05 Syr- Strickland 10 run (Murphy kick)

2nd Quarter

14:54 ST - Dayes 7 run (Haskins kick)

12:06 Syr - Murphy 48 FG

8:40 ST - Samuels 3 run (Haskins kick)

3rd Quarter

13:16 ST - Harmon 68 pass from Finley (Haskins kick)

12:39 Syr - Etta-Tawo 81 pass from Mahoney (Murphy kick)

10:29 Syr - Murphy 39 FG

0:10 ST -Dayes 20 run (Haskins kick)

4th Quarter

4:50 Dayes 13 run (Haskins kick)

Team Statistics	ST	Syr
First Downs	27	10
Rush Att. -Net Yards	48-184	28-28
Passing-C-A-Int.	23-34-2	14-25-1
Net Passing Yards	360	190



Jack Tocho, CB

Offensive Plays	82	53
Total Offense	544	218
Fumbles-Lost	0-0	2-1
Penalties-Yards	6-66	5-45
Punts-Average	4-28.0	6-47.3
3rd Down Conversion	10-of-18	4-of-14
Time of Possession	41:18	18:42

Individual Statistics:

Rushing

Syr - Strickland 12-28-1, Mahoney 13-2-0

NCSU- M. Dayes 27-108-3

Passing

Syr- Mahoney 14-25-1-190-1 TD

NCSU- R. Finley 20-29-0-340-1

Receiving

Syr - Etta-Tawo 4-88-1, Cornelius 4-61-0

NCSU - Harmon 4-101-1, Charry 7-85-0, Samuels 6-66-0

Tackles

Syr- Johnson 8

NCSU- Chubb 7

Interceptions

Syr- Williams 1

NCSU - Tocho 1

Attendance: 34,842

GAME 11: NC STATE 13, MIAMI 27

Nov. 19 • Raleigh, N.C. • Carter-Finley Stadium
12:30 p.m. • ACC Network

PACK FALLS IN HOME FINALE
RALEIGH, N.C. - After a 3-3 tie at the half, Miami scored 24 second-half points and defeated the host Wolfpack, 27-13, in the Pack’s final game of the season at Carter-Finley Stadium.

The Hurricanes scored TDs on back-to-back drives to start the third quarter. NC State responded with its own touchdown, but a Hurricanes field goal and late TD score gave Miami the road win.

WOLFPACK SPOTLIGHT DRIVE
14 plays, 70 yards in 6:16 - Dayses 3-rd TD rush
After Miami scored back-to-back TDs to open the second half, NC State responded with its own scoring drive at the end of the quarter. Starting at its own 30, NC State went 70 yards in 14 plays capped off with a Matthew Dayes 3-yard TD run. On the drive, Finley was 4-of-6 for 41 yards, while Dayes had four rushes for 20 yards.

On the drive, Dayes went over 1,000 yards for the season.

NOTES
• In the third quarter, Dayes went over 1,000 yards rushing for the season. Days becomes the first Wolfpack player with 1000+ rushing yards in a season since T.A. McClendon in 2002, and he became only the eighth player in school history to accomplish the feat.

• 14 NC State seniors were recognized before the game for Senior Day, playing their final home game at Carter-Finley Stadium.



Matt Dayes, RB

Scoring Summary	1	2	3	4	F
NC State	0	3	7	3	13
Miami	0	3	7	3	27

<u>1st Quarter</u>					
5:05	UM	-	Badgley	31	FG
<u>2nd Quarter</u>					
1:37	ST	-	Haskins	35	FG
<u>3rd Quarter</u>					
14:05	UM	-	Walton	30	run (Badgley PAT)
7:11	UM	-	Walton	1	run (Badgley PAT)
0:50	ST	-	Dayses	3	run (Haskins kick)
<u>4th Quarter</u>					
12:13	UM	-	Badgley	22	FG
5:23	ST	-	Haskins	25	FG
2:06	UM	-	Walton	24	run

Team Statistics	UM	ST
First Downs	24	18
Rush Att. -Net Yards	32-129	29-119
Passing-C-A-Int.	22-38-0	20-44-1
Net Passing Yards	286	210
Offensive Plays	70	73
Total Offense	415	329
Fumbles-Lost	0-0	1-1
Penalties-Yards	6-45	4-51
Punts-Average	5-45.6	5-39.2
3rd Down Conversion	5-of-14	5-of-17
Time of Possession	29:33	31:27

<u>Individual Statistics:</u>	
<u>Rushing</u>	
UM-	Walton 19-120-3, Yearby 2-15-0
NCSU-	M. Dayes 20-76-1
<u>Passing</u>	
UM-	Kaaya 22-38-0-286-0 TDs
NCSU-	R. Finley 20-44-1-210-0 TDs
<u>Receiving</u>	
UM-	Richards 9-117-0, Njkoku 6-72-0
NCSU	- Louis 5-70-0, Harmon 4-68-0, Samuels 4-28-0

<u>Tackles</u>	
UM-	Carter 10
NCSU-	Josh Jones15
<u>Interceptions</u>	
UM-	Young 1
NCSU	- None

Attendance: 56,263

GAME 12: NC STATE 28, UNC 21

Nov. 25 • Chapel Hill, N.C. • Kenan Stadium
12 p.m. • ESPN

WOLFPACK USES GROUND AND POUND ATTACK FOR 28-21 ROAD WIN
CHAPEL HILL, N.C. - Behind a balanced offensive attack - 259 yards rushing and 233 yards passing - NC State became bowl eligible with a 28-21 road win at rival North Carolina on the Friday afternoon after Thanksgiving. The Wolf-pack jumped out to a 21-0 lead midway through the second quarter, and held off a late Tar Heels comeback attempt with a fourth down stop with 3:10 left.

NC State has now won its last two games at UNC, and four of the last five dating back to 2008.

The Pack ran the ball 53 times for 259 yards. RB Matthew Dayes went over 100 yards rushing for the eighth time this season with 104 yards, while Reggie Gallaspy II added 62 yards and back-up QB Jalan McClendon had 42.

WOLFPACK SPOTLIGHT DRIVE - 1st half
5 plays, 89 yards in 1:37 - Samuels to Louis 59 yard TD pass
After forcing a UNC punt on the game’s first possession, NC State went 89 yards in only five plays for the game’s first score. The drive culminated in a trick play, as Jaylen Samuels received a backwards pass, and then threw a 59-yard TD pass to wide open Stephen Louis. On the drive, three Wolfpack players completed a pass - combining to go 3-of-4 for 84 yards.

The TD was the Pack’s first score on an opening drive since the Wake Forest contest.

WOLFPACK SPOTLIGHT DRIVE - 2nd half
14 plays, 85 yards in 6:30 - Samuels 4 yard TD run
NC State received the opening kick of the second half, after UNC failed on a surprise onside kick attempt, and went 85 yards in 14 plays to increase its lead to 28-7 midway through the third quarter. After throwing for a TD pass in the first half, Samuels ran for a score, capping a drive that took 6:30 with a four-yard TD rush - his sixth of the season.

NOTES
• NC State became bowl eligible for the third straight year, and the sixth time over the last seven seasons.
• In all four games Dave Doeren has faced UNC, the Pack has rushed for 200 + yards (212 in ‘13, 388 in ‘14, 308 in ‘15 and 259 today). In those four games, the Pack has outrushed UNC 291.8 to 172.3 yards a game).
• With his 104 yards rushing, RB Matthew Dayes went over 100 yards for the eighth time this season. He has the most 100+ rushing games in a single season since Ted Brown had nine in 1997.
• Samuels has posted a rushing (6), receiving (4) and passing (1) TD this season.
• Jumping out to a 14-0 lead In the first quarter, NC State outgained UNC 171-64, including a 95-27 passing advantage.
• Stephen Louis went over 100 yards receiving for the third time on the season (Wake Forest, East Carolina). He has the most 100+ receiving yards games in a season for an NC State player since Tobais Palmer also had three in 2012.
• Overall, five Wolfpack players have combined for seven 100+ receiving yard games this season.
• With his 2nd quarter 18-yard TD rush Dayes climbed to third in the NC State record books with 34 career rushing TDs.
• With 1 tackle for loss on the day, DE Bradley Chubb now has at least 1 TFL in six straight games and 10 this season.

Scoring Summary	1	2	3	4	F
NC State	14	7	7	0	28
UNC	0	7	0	14	21

<u>1st Quarter</u>					
9:07	ST-	Louis	59	pass from Samuels	(Haskins kick)
8:19	ST	-	Dayses	1	run (Haskins kick)

<u>2nd Quarter</u>					
10:33	ST	-	Dayses	18	run (Haskins kick)

8:16	NC - Switzer 4 pass from Trubisky (Weiler kick)
<u>3rd Quarter</u>	
8:22	ST - Samuels 4 run (Haskins kick)
<u>4th Quarter</u>	
13:49	NC - Jackson 7 pass from Trubisky (Weiler kick)
7:52	NC - Howard 48 pass from Trubisky (Weiler kick)

Team Statistics	ST	UNC
First Downs	24	20
Rush Att. -Net Yards	53-259	26-133
Passing-C-A-Int.	14-24	23-39
Net Passing Yards	233	280
Offensive Plays	77	65
Total Offense	492	413
Fumbles-Lost	1-1	1-1
Penalties-Yards	5-59	7-50
Punts-Average	5-47.0	5-40.4
3rd Down Conversion	8-of-16	6-of-14
Time of Possession	35:01	24:59

<u>Individual Statistics:</u>	
<u>Rushing</u>	
UNC	- Hood 11-56-0

NCSU-	M. Dayes 26-104-2
<u>Passing</u>	
UNC-	Trubisky 23-38-0-280-3 TD
NCSU-	R. Finley 11-18-151-0-0 TD
<u>Receiving</u>	
UNC-	Switzer 13-171-1
NCSU	- Louis 4-124-1, Dayes 3-36-0
<u>Tackles</u>	
UNC	- Smith 14
NCSU-	Fernandez 10
<u>Interceptions</u>	
UNC	- none
NCSU	- None

Attendance: 59,000



Matt Dayes, RB

BOWL RECORDS

NC STATE IN BOWLS (15-13-1)

Season	Bowl	Date	Site	Opponent	Result	Score
2015	Belk	12/30/15	Charlotte, N.C.	Mississippi State	L	28-51
2014	Bitcoin St. Petersburg	12/26/14	St. Petersburg, Fla.	Central Florida	W	34-27
2012	Music City	12/31/12	Nashville, Tenn.	Vanderbilt	L	24-38
2011	Belk	12/27/11	Charlotte, N.C.	Louisville	W	31-24
2010	Champs Sports	12/29/10	Orlando, Fla.	West Virginia	W	23-7
2008	Papajohns.com	12/29/08	Birmingham, Ala.	Rutgers	L	23-29
2005	Meineke Car Care	12/31/05	Charlotte, N.C.	South Florida	W	14-0
2003	Mazda Tangerine	12/22/03	Orlando, Fla.	Kansas	W	56-26
2002	Toyota Gator	1/1/03	Jacksonville, Fla.	Notre Dame	W	28-6
2001	Visit Fla Tangerine	12/20/01	Orlando, Fla.	Pittsburgh	L	19-34
2000	MicronPC.com	12/28/00	Miami, Fla.	Minnesota	W	38-30
1998	Micron PC	12/29/98	Miami, Fla.	Miami	L	23-46
1994	Peach	1/1/95	Atlanta, Ga.	Mississippi St.	W	28-24
1993	Hall of Fame	1/1/94	Tampa, Fla.	Michigan	L	7-42
1992	Gator	12/31/92	Jacksonville, Fla.	Florida	L	10-27
1991	Peach	1/1/92	Atlanta, Ga.	East Carolina	L	34-27
1990	All American	12/28/90	Birmingham, Ala.	Southern Miss.	W	31-27
1989	Copper	12/31/89	Tucson, Ariz.	Arizona	L	10-17
1988	Peach	12/31/88	Atlanta, Ga.	Iowa	W	28-23
1986	Peach	12/31/86	Atlanta, Ga.	Virginia Tech	L	24-25
1978	Tangerine	12/23/78	Orlando, Fla.	Pittsburgh	W	30-17
1977	Peach	12/31/77	Atlanta, Ga.	Iowa State	W	24-14
1975	Peach	12/31/75	Atlanta, Ga.	West Virginia	L	10-13
1974	Astro-Bluebonnet	12/23/74	Houston, Texas	Houston	T	31-31
1973	Liberty	12/17/73	Memphis, Tenn.	Kansas	W	31-18
1972	Peach	12/29/72	Atlanta, Ga.	West Virginia	W	49-13
1967	Liberty	12/16/67	Memphis, Tenn.	Georgia	W	14-7
1963	Liberty	12/21/63	Philadelphia, Penn.	Mississippi St.	L	12-16
1946	Gator	1/1/47	Jacksonville, Fla.	Oklahoma	L	13-34

NC STATE TEAM BESTS

POINTS			
Most:	56	vs. Kansas	2003 Tangerine
Fewest:	7	vs. Michigan	1994 Hall of Fame

FIRST DOWNS

Most:	34	vs. Kansas	2003 Tangerine
Fewest:	13	vs. Florida	1992 Gator
	13	vs. Oklahoma	1947 Gator

TOTAL OFFENSE

Most:	653	vs. Kansas	2003 Tangerine
Fewest:	207	vs. Liberty	1967 Liberty

TOTAL PLAYS

Most:	96	vs. Arizona	1989 Copper
Fewest:	56	vs. Virginia Tech	1986 Peach



QB Mike Glennon was the MVP of the 2011 Belk Bowl.

RUSH ATTEMPTS

Most:	72	vs. Iowa	1988 Peach
Fewest:	20	vs. Houston	1974 Blue Bonnet

RUSHING YARDS

Most:	337	vs. West Virginia	1972 Peach
Fewest:	41	vs. Vanderbilt	2012 Music City

PASS ATTEMPTS

Most:	53	vs. Vanderbilt	2012 Music City
Fewest:	9	vs. Pittsburgh	1978 Tangerine

PASS COMPLETIONS

Most:	38	vs. Kansas	2003 Tangerine
Fewest:	5	vs. Miss. State	1963 Liberty

PASSING YARDS

Most:	481	vs. Kansas	2003 Tangerine
Fewest:	58	vs. Miss. State	1963 Liberty

INTERCEPTIONS THROWN

Most:	5	vs. Miami	1998 Micron PC
-------	---	-----------	----------------

COMPLETION PERCENTAGE

Best:	.823 (38-46)	vs. Kansas	2003 Tangerine
Worst:	.389 (7-18)	vs. Oklahoma	1947 Gator

PUNTS

Most:	11	vs. Florida	1992 Gator
Fewest:	1	vs. Kansas	2003 Tangerine

PUNTING AVERAGE

Best:	53.0	vs. Kansas	2003 Tangerine
Worst:	26.0	vs. S. Miss.	1990 All American

FUMBLES

Most:	8	vs. Iowa	1988 Peach
Fewest:	1	vs. four teams	

FUMBLES LOST

Most:	5	vs. Iowa	1988 Peach
Fewest:	0	vs. four teams	

PENALTIES

Most:	11	vs. Iowa State	1977 Peach
Fewest:	1	vs. Florida	1992 Gator
	1	vs. Houston	

1974 Blue-Bonnet

YARDS PENALIZED

Most:	103	vs. Iowa State	1977 Peach
Fewest:	3	vs. Rutgers	2008 Papajohns

TURNOVERS

Most:	7	vs. Iowa	1988 Peach
Fewest:	0	vs. Kansas	2003 Tangerine
	0	vs. Notre Dame	2002 Gator
	0	vs. Iowa State	1977 Peach

OPPONENT TEAM BESTS

POINTS

Most:	51	by Mississippi St.	2015 Belk
Fewest:	0	by South Florida	2005 Car Care

FIRST DOWNS

Most:	31	by Minnesota	2000 Micron PC
Fewest:	8	by Arizona	1989 Copper

TOTAL OFFENSE

Most:	594	by Miami	1998 Micron PC
Fewest:	163	by Arizona	1989 Copper

RUSH ATTEMPTS

Most:	60	by Virginia Tech	1986 Peach
Fewest:	19	by Iowa	1988 Peach

RUSHING YARDS

Most:	345	by Houston	1974 Blue-Bonnet
Fewest:	19	by Iowa	1988 Peach

PASS ATTEMPTS

Most:	51	by East Carolina	1992 Peach
	51	by Iowa	1988 Peach
Fewest:	6	by Miss. State	1963 Liberty

PASS COMPLETIONS

Most:	32	by Pittsburgh	1978 Tangerine
Fewest:	3	by Miss. State	1963 Liberty
	3	by Florida	1947 Gator

PASSING YARDS

Most:	428	by Iowa	1988 Peach
Fewest:	28	by Miss. State	1963 Liberty

INTERCEPTIONS THROWN

Most:	4	by Iowa	1988 Peach
	4	by Pittsburgh	1978 Tangerine

COMPLETION PERCENTAGE

Best:	.727 (24-33)	by Kansas	1973 Liberty
Worst:	.333 (10-30)	by South Fla.	2005 Car Care
	.333 (21-47)	by Arizona	1989 Copper
	.333 (3-9)	by Oklahoma	1947 Gator

PUNTS

Most:	10	by Arizona	1989 Copper
Fewest:	2	by Virginia Tech	1986 Peach

PUNTING AVERAGE

Best:	53.0	by Miss. State	1995 Peach
Worst:	26.3	by Iowa	1988 Peach

FUMBLES

Most:	5	by West Virginia	2010 Champs Sports
	5	by Houston	1974 Bluebonnet
Fewest:	0	by Notre Dame	2002 Gator
	0	by Miss. State	1995 Peach
	0	by Central Florida	2014 Bitcoin St.

Pete

FUMBLES LOST

Most:	4	by West Virginia	2010 Champs
Fewest:	0	by five teams	

PENALTIES

Most:	14	by Minnesota	2000 Micron PC
Fewest:	2	by Vanderbilt	2012 Music City
	2	by Rutgers	2008 Papajohns

YARDS PENALIZED

Most:	122	by Miss. State	1963 Liberty
Fewest:	10	by Vanderbilt	2012 Music City

TURNOVERS

Most:	7	by Iowa	1988 Peach
Fewest:	0	by Vanderbilt	2012 Music City
	0	by Miss. State	1995 Peach
	0	by Michigan	1994 Hall of Fame

NC STATE INDIVIDUAL BESTS

RUSHING ATTEMPTS

33	Ted Brown vs. Pitt., 1978 Tangerine
26	Jacoby Brissett vs. Miss. St., 2015 Belk
24	Rahshon Spikes vs. Miami, 1998 Micron PC
23	Toney Baker vs. South Fla., 2005 Car Care
23	Anthony Barbour vs. ECU, 1992 Peach

RUSHING YARDS

176	Rahshon Spikes vs. Miami, 1998 Micron PC
159	Ted Brown vs. West Virginia, 1975 Peach
126	Ted Brown vs. Pittsburgh, 1978 Tangerine

RUSHING TOUCHDOWNS

3	Stan Fritts vs. West Virginia, 1972 Peach
2	Jaylen Samuels vs. Miss. St., 2015 Belk
2	Matt Dayes vs. UCF, 2014 Bitcoin St. Petersburg

2	Ray Robinson vs. Minnesota, 2000 Micron PC
2	Tyrone Jackson vs. Iowa, 1988 Peach
2	Stan Fritts vs. Kansas, 1973 Liberty

PASSING YARDS

475	Philip Rivers vs. Kansas, 2003 Tangerine
383	Mike Glennon vs. Vanderbilt, 2012 Music City
310	Philip Rivers vs. Minnesota, 2000 Micron PC

PASSING ATTEMPTS

53	Mike Glennon vs. Vanderbilt, 2012 Music City
46	Shane Montgomery vs. Az., 1989 Copper
45	Russ. Wilson vs. W. Virginia, 2010 Champs Sports

45	Philip Rivers vs. Kansas, 2003 Tangerine
----	--

PASS COMPLETIONS

37	Philip Rivers vs. Kansas, 2003 Tangerine
35	Mike Glennon vs. Vanderbilt, 2012 Music City
26	Philip Rivers vs. Pittsburgh, 2001 Tangerine

TOUCHDOWN PASSES

5	Philip Rivers vs. Kansas, 2003 Tangerine
3	Mike Glennon vs. Louisville, 2011 Belk
2	Russ. Wilson vs. W. Virginia, 2010 Champs Sports
2	Philip Rivers vs. Notre Dame, 2002 Gator
2	Philip Rivers vs. Minnesota, 2000 Micron PC
2	Terry Jordan vs. East Carolina, 1992 Peach
2	Erik Kramer vs. Virginia Tech, 1986 Peach
2	Johnny Evans vs. Iowa State, 1977 Peach
2	Dave Buckley vs. West Virginia, 1972 Peach

RECEPTIONS

13	Jerricho Cotchery vs. Kansas, 2003 Tangerine
10	Jerricho Cotchery vs. Notre Dame, 2002 Gator
8	Tobais Palmer vs. Vanderbilt, 2012 Music City
8	Willie Wright vs. Pittsburgh, 2001 Tangerine
8	Dovonte Edwards vs. Pittsburgh, 2001 Tangerine

RECEIVING YARDS

171	Jerricho Cotchery vs. Kansas, 2003 Tangerine
157	Koren Robinson vs. Minn., 2000 Micron PC
127	Jerricho Cotchery vs. Notre Dame, 2002 Gator

OPPONENT INDIVIDUAL BESTS

RUSHING ATTEMPTS

42	Tellis Redmon, Minn., 2000 Micronpc
39	Shane Matthews, Florida, 1992 Gator
29	Green, Iowa State, 1977 Peach

RUSHING YARDS

246	Tellis Redmon, Minnesota, 2000 Micron PC
182	Shane Matthews, Florida, 1992 Gator
172	Green, Iowa State, 1977 Peach

RUSHING TOUCHDOWNS

2	Tellis Redmond, Minn., 2000 Micron PC
2	James Jackson, Miami, 1998 Micron PC
2	Edgerinn James, Miami, 1998 Micron PC
2	Tyrone Wheatley, Mich., 1994 Hall of Fame
2	Housman, Houston, 1974 Blue-Bonnett

PASSING YARDS

428	Chuck Hartlieb, Iowa, 1988 Peach
380	Dak Prescott, Miss. St., 2015 Belk
378	Jeff Blake, East Carolina, 1992 Peach
341	Brett Favre, S. Miss., 1990 All-American

PASSING ATTEMPTS

54	Chuck Hartlieb, Iowa, 1988 Peach
53	Justin Holman, UCF, 2014 Bitcoin St. Petersburg
51	Jeff Blake, East Carolina, 1992 Peach
49	Dak Prescott, Miss. St., 2015 Belk
43	Teddy Bridgewater, Louisville, 2011 Belk

PASS COMPLETIONS

31	Jeff Blake, East Carolina, 1992 Peach
30	Chuck Hartlieb, Iowa, 1988 Peach
28	Brett Favre, S. Miss, 1990 All-American

TOUCHDOWN PASSES

4	Jeff Blake, East Carolina, 1992 Peach
4	Dak Prescott, Miss. St., 2015 Belk
3	Justin Holmon, UCF, 2014 Bitcoin St. Petersburg



Stephen Tulloch (seen here with former head coach Chuck Amato) was the MVP of the 2005 Meineke Car Care Bowl in Charlotte.

RECEPTIONS

12	Jon Fisher, East Carolina, 1992 Peach
10	Arnez Battle, Notre Dame, 2002 Gator
9	Brandon Rideau, Kansas, 2003 Tangerine
9	B. Perriman, UCF, 2014 Bitcoin St. Petersburg

RECEIVING YARDS

144	Jon Fisher, East Carolina, 1992 Peach
138	B. Perriman, UCF, 2014 Bitcoin St. Petersburg
141	Santana Moss, Miami, 1998 Micron PC

SCORING HIGHS

MOST POINTS, GAME

NC State	56	vs. Kansas	2003 Tangerine
Opp.:	51	by Miss. St.	2015 Belk

MOST POINTS, FIRST QUARTER

NC State	21	vs. Kansas	2003 Tangerine
Opp.:	21	by Minnesota	2000 Micron PC

MOST POINTS, SECOND QUARTER

NC State:	21	vs. Iowa	1988 Peach
	21	vs. N. Dame	2002 Gator
Opp.:	21	by Michigan	1994 Hall of
Fame			
	21	by Pittsburgh	2001 Tangerine

MOST POINTS, THIRD QUARTER

NC State:	21	vs. W. Virginia	1972 Peach
Opp.:	21	by Michigan	1994 Hall of Fame
Fame			

MOST POINTS, FOURTH QUARTER

BOWL REVIEWS



2015 BELK BOWL
DECEMBER 30, 2015
MISSISSIPPI STATE 51 • UCF 28
CHARLOTTE, NORTH CAROLINA • BANK OF AMERICA STADIUM

Mississippi State scored the game’s first 21 points, then sus-
tained a Wolfpack second quarter comeback, as NC State fell
51-28 in the 2015 Belk Bowl in Charlotte.

The Bulldogs jumped out to a 21-0 lead early in the second quarter, but the
Wolfpack responded with back-to-back touchdowns to close the gap to 21-14. Tight
end Pharoah McKeever, who made the switch to offense from defensive end for bowl
practices, caught an 82-yard TD pass and Jaylen Samuels followed with a 48-yard
TD rush. But the Bulldogs scored the final 10 points of the quarter and held a 31-14
halftime lead.

The teams traded touchdowns in the third quarter, with MSU missing the extra point
but still holding a 37-21 edge. The Bulldogs tacked on two more fourth quarter
scores, before Samuels added his second rushing score for the final margin.

McKeever’s 82-yard TD catch in the second quarter was the second-longest pass in
Belk Bowl history (83 yards). It also set a NC State bowl game record for longest
pass.

With his second quarter TD pass, quarterback Jacoby Brissett finished his two-year
NC State career with 43 career passing TDs - the fifth-most in school history. Brissett
also rushed for a third quarter TD, and to account for 52 total TDs in his career - tied
for fifth-most in school history.

SCORING SUMMARY	1	2	3	4	F
Mississippi State	14	17	6	14	51
NC State	0	14	7	7	28

MSU - Ross 14-yard pass from Prescott (Graves kick), 13:33 in 1st
MSU - Wilson 28-yard pass from Prescott (Graves kick), 3:31 in 1st
MSU - Ross 33-yard run (Graves kick), 12:17 in 2nd
NCSU - McKeever 82-yard pass from Brissett (Bambard kick), 11:16 in 2nd
NCSU - Samuels 48-yard run (Bambard kick), 6:43 in 2nd
MSU - Malone 0-yard fumble recovery (Graves kick), 3:18 in 2nd
MSU - Graves 39-yard field goal, 0:14 in 2nd
NCSU - Brissett 3-yard run (Bambard kick), 7:30 in 3rd
MSU - Holloway 10-yard pass from Prescott (Graves kick failed), 1:16 in 3rd
MSU - Holloway 55-yard pass from Prescott (Graves kick), 9:41 in 4th
MSU - Williams 33-yard run (Graves kick), 5:38 in 4th
NCSU - Samuels 1-yard run (Bambard kick), 0:45 in 4th

TEAM STATISTICS	MSU	NCS
First downs	26	20
Rushes-yards	35-189	51-210
Passing yards	380	214
Comp-Att-Int	25-42-1	12-28-2
Total Off. Plays-Yds	77-569	79-424
Fumbles-Lost	3-0	1-0
Penalties-Yards	5-55	4-50
Punts-Avg.	4-38.5	5-36.8
Time of Possession	27:55	32:05
3rd Down Conversions	9-17	6-17
4th Down Conversions	2-2	4-6
Red Zone Scores	3-3	2-2

INDIVIDUAL LEADERS	
Rushing -	(MSU) Prescott 12-47-0 (NCS) Hines 13-70-0
Passing -	(MSU) Prescott 25-42-380, 4 TDs, 1 INT (NCS) Brissett 12-28-214, 1 TD, 2 INTs
Receiving -	(MSU) Ross 7-74-1 (NCS) Ramos 5-75-0

ATTENDANCE: 46,423



2014 BITCOIN ST. PETERSBURG BOWL
DECEMBER 26, 2014
NC STATE 34 • UCF 27
ST. PETERSBURG, FLORIDA • TROPICANA FIELD

One of the hottest teams in the nation, NC State finished off
its 2014 campaign winning the Bitcoin St. Petersburg Bowl
34-27 win over the UCF Knights. The Wolfpack won its final
three games, four of the final five overall, and won eight games on the season - an
improvement of five games.

The second-largest crowd in Bitcoin St. Petersburg Bowl history (26,675), was
played in front of a large pro-UCF crowd. Tropicana Field is just a two-hour drive
from UCF’s Orlando campus.

After UCF opened with a field goal, the Pack responded with a touchdown to take
an early 7-3 lead. The Pack went 75 yards (29 rush, 46 pass) in nine plays, finished
off with running back’s Shadrach Thornton’s first career passing attempt going for a
19-yard score to freshman Jaylen Samuels.

Bpth teams traded touchdowns in the second quarter, and an NC State 19-yard field
goal gave the Pack a 17-10 halftime lead.

Building upon its halftime lead, the Pack came out and dominated on both sides of
the ball in the third quarter to take a three-score lead. In the opening quarter of the
seconds half, the Pack outgained UCF 180-24, using 128 rushing yards and a pair of
running scores from Matthew Dayes to take a 31-13 lead into the fourth quarter.

Another Niklas Sade field goal put the Pack up 34-13 early in the fourth, but UCF
scrapped back into the contest with a pair of fourth quarter passing TDs, but it was
too late to catch the Pack.

The Pack won its final three games of the season for the first time since 2011, and
for only the third time dating back to 1998. NC State has finished with eight wins
for only the seventh time in the last 22 years. NC State head coach Dave Doeren
became only the fourth NC State head coach to win his first bowl game as the NC
State head coach, joining Chuck Amato, Bo Rein and Lou Holtz.

SCORING SUMMARY	1	2	3	4	F
UCF	3	7	3	14	27
NC State	7	10	14	3	34

UCF - Moffitt 40-yard field goal, 10:06 in 1st
NCS - Samuels 8-yard pass from Thornton (Sade kick), 6:11 in 1st
UCF - Reese 6-yard pass from Holman (Moffitt kick), 12:34 in 2nd
NCS - Alston 37-yard pass from Brissett (Sade kick), 9:05 in 2nd
NCS - Sade 19-yard field goal, 3:16 in 2nd
NCS - Dayes 24-yard run (Sade kick), 11:55 in 3rd
UCF - Moffitt 36-yard field goal, 5:45 in 3rd
NCS - Dayes 15-yard run (Sade kick), 3:05 in 3rd
NCS - Sade 45-yard field goal, 12:37 in 4th
UCF - Reese 14-yard pass from Holman (Moffitt kick), 11:01 in 4th
UCF - Reese 2-yard pass from Holman (Moffitt kick), 1:44 in 4th

TEAM STATISTICS	UCF	NCS
First downs	21	26
Rushes-yards	28-82	49-187
Passing yards	291	300
Comp-Att-Int	23-53-1	17-28-0
Total Off. Plays-Yds	81-373	77-487
Fumbles-Lost	0-0	2-1
Penalties-Yards	3-30	6-34
Punts-Avg.	6-42.8	4-46.5
Time of Possession	26:09	33:51
3rd Down Conversions	7-20	6-15
4th Down Conversions	3-4	0-0
Red Zone Scores	4-4	3-4

INDIVIDUAL LEADERS	
Rushing -	(UCF) Stanback 12-38 (NCS) Thornton 17-96
Passing -	(UCF) Holman 23-53-291, 3 TDs, 1 INT (NCS) Brissett 15-26-262, 1 TD
Receiving -	(UCF) Perriman 9-138 (NCS) Hines 3-79

ATTENDANCE: 26,675



2012 MUSIC CITY BOWL
DECEMBER 31, 2012
VANDERBILT 38 • NC STATE 24
NASHVILLE, TENNESSEE • LP FIELD

Mike Glennon threw for 383 yards and one touchdown -
the second-highest ever for a Wolfpack quarterback in a
bowl game, but Vanderbilt’s Jordan Rodgers threw two
TD passes and ran for another score as the Commodores
defeated NC State 38-24 in the Music City Bowl.

Offensive coordinator Dana Bible served as interim head coach for the contest,
which snapped a two-game bowl winning streak for NC State. The Wolfpack had
a 424-225 advantage in total offense, but costly turnovers gave the game to
Vanderbilt.

Vanderbilt forced a season-high five turnovers, including four in the first half, and
turned those into 17 points.

This was the 27th bowl for NC State, which had won its last two postseason games.
But a team that ranked second in the Atlantic Coast Conference in turnovers couldn’t
overcome its own mistakes, which also included a bad shotgun snap that cost the
Wolfpack 21 yards on the opening drive.

The Commodores took control from the opening drive, moving 65 yards for a touch-
down that put them ahead to stay. Officials initially called Chris Boyd out of bounds,
but the video review showed the sophomore got the toes of his right foot down for
a 5-yard TD pass from Rodgers.

Vanderbilt turned the Pack’s third turnover into a touchdown, making it 14-0 in the
second quarter. Stacy, the school’s all-time leading rusher, scored on a 6-yard run
with 10:08 left.

Tony Creecy responded with a 1-yard TD run for the Wolfpack. But Vanderbilt stuck
with the wildcat, and Wesley Tate scored on a 7-yard TD run for a 21-7 lead with 3:47
left in the second.

Tobias Palmer, who struggled catching the ball on his first two kickoff returns,
caught the next cleanly and ran untouched 94 yards for a TD that made it 21-14.

Rodgers tossed his second TD pass, a screen that Matthews took 18 yards to the end
zone, to restore the 14-point lead and make it 28-14 at the break.

The teams exchanged fields goals to start the second half scoring, but Rodgers ran
for a 15-yard TD with 5:11 left that sealed the victory. Glennon added a late 15-yard
TD pass to Rashard Smith for the game’s final margin.

SCORING SUMMARY	1	2	3	4	F
Vanderbilt	7	21	3	7	38
NC State	0	14	0	10	24

VAN - Boyd 5-yard pass from Rodgers (Spear kick), 9:51 in 1st
VAN - Stacy 6-yard run (Fowler kick), 10:08 in 2nd
NCS - Creecy 1-yard run (Sade kick), 6:18 in 2nd
VAN - Tate 7-yard run (Spear kick), 3:47 in 2nd
NCS - Palmer 94-yard kickoff return (Sade kick), 3:35 in 2nd
VAN - Matthews 18-yard pass from Rodgers (Fowler kick), 0:41 in 2nd
VAN - Spear 30-yard field goal, 9:39 in 3rd
NCS - Sade 24-yard field goal, 14:56 in 4th
VAN - Rodgers 15-yard run (Spear kick), 5:11 in 4th
NCS - Smith, R. 19-yard pass from Glennon (Sade kick), 2:06 in 4th

TEAM STATISTICS	VANDY	NCS
First downs	17	24
Rushes-yards	41-117	25-41
Passing yards	108	383
Comp-Att-Int	16-27-0	35-53-3
Total Off. Plays-Yds	68-225	78-424
Fumbles-Lost	0-0	6-2

Penalties-Yards	2-10	9-90
Punts-Avg.	5-46.2	3-30.3
Time of Possession	32:56	27:04
3rd Down Conversions	3-14	13-19
4th Down Conversions	3-4	0-1
Red Zone Scores	6-6	3-3

INDIVIDUAL LEADERS	
Rushing -	(VAN) Stacy 25-107, 1 TD (NCS) Creecy 9-43, 1 TD
Passing -	(VAN) Rodgers 16-25-108, 2 TDs (NCS) Glennon 35-53-383, 1 TD, 3 INTs
Receiving -	(VAN) Matthews 7-61, 1 TD (NCS) Palmer 8-111

ATTENDANCE: 55,801



2011 BELK BOWL
DECEMBER 27, 2011
NC STATE 31 • LOUISVILLE 24
CHARLOTTE, NORTH CAROLINA • BANK OF AMERICA STADIUM

NC State scored 24 unanswered points in the second and
third quarters to overwhelm Louisville and give head coach
Tom O’Brien his eighth bowl victory in 10 attempts. The
victory was NC State’s sixth in its last eight games as the

Wolfpack finished the season with an 8-5 record.

Quarterback Mike Glennon, who completed 21 of 33 passes for 264 yards and three
touchdowns, spearheaded the Wolfpack surge, dissecting the Cardinals with surgical
precision on three first-half Wolfpack scoring drives. On those three touchdown
drives, Glennon completed 13 of 14 passes for 194 yards.

On the first, on State’s first possession of the game, Glennon went 6-for-7 passing
for 46 yards and gave the Pack a 7-0 lead with a six-yard strike to T.J. Graham. The
second drive began with 6:01 left in the second quarter and began the Wolfpack’s
24-point scoring binge. This time Glennon completed all five pass attempts for 80
yards, capping the drive with a 35-yard dtrike to Tobais Palmer. State got the ball
back a few minutes later and Glennon responded with what was essentially a one-
play drive. Following a pass completion for no gain to James Washington, Glennon
went deep to Graham, who slipped behind the Louisville defense, for a 68-yard
touchdown pass.

The Wolfpack took a 21-10 lead into the locker room at halftime, then drove 60 yards
on 14 plays to begin the third quarter with a 34-yard field goal from Niklas Sade. The
State scoring onslaught concluded when David Amerson returned an interception 65
yards for a touchdown and a 31-10 lead. The pick was Amerson’s 12th of the season,
tying the ACC record. He broke the record in the fourth quarter, essentially ending
the game with an interception at the Wolfpack 16-yard line with 41 seconds to play.
Amerson’s single-season mark tied as the second best in FBS history.

Glennon finished his first season as the Wolfpack’s signal caller with 31 TD passes,
tied for the second-best mark in school history. Russell Wilson had 31 in 2009.
Only San Diego Chargers’ Pro Bowl quarterback Philip Rivers had more TD passes
in a single season for the Wolfpack with 34 in 2003. In terms of yardage, Glennon
passed for 3,054 for the season, tied as the fifth-best mark in school history.

Glennon’s three touchdown passes vs. Louisville were the second most by an NC
State QB in a bowl game. Rivers threw for five scores when the Wolfpack routed
Kansas 56-26 in the 2003 Tangerine Bowl.

SCORING SUMMARY	1	2	3	4	F
Louisville	7	3	7	7	24
NC State	7	14	10	0	31

NCS - Graham 6-yard pass from Glennon (Sade kick), 5:39 in 1st
LOU - Bridgewater 8-yard run (Philpott kick), 1:06 in 1st
LOU - Philpott 32-yard field goal, 6:07 in 2nd
NCS - Palmer 35-yard pass from Glennon (Sade kick), 4:03 in 2nd
NCS - Graham 68-yard pass from Glennon (Sade kick), 1:35 in 2nd

NCS - Sade 34-yard field goal, 8:04 in 3rd
NCS - Amerson 65-yard interception return (Sade kick), 6:39 in 3rd
LOU - Nord 2-yard pass from Bridgewater (Philpott kick), 2:00 in 3rd
LOU - Bellamy 2-yard pass from Bridgewater (Philpott kick), 3:55 in 4th

TEAM STATISTICS	LOU	NCS
First downs	18	19
Rushes-yards	35-117	28-65
Passing yards	274	264
Comp-Att-Int	24-43-3	21-33-1
Total Off. Plays-Yds	78-391	61-329
Fumbles-Lost	2-0	3-2
Penalties-Yards	4-52	8-47
Punts-Avg.	3-37.0	2-34.0
Time of Possession	31:50	28:10
3rd Down Conversions	7-17	5-12
4th Down Conversions	1-4	0-3
Red Zone Scores	4-4	2-2

INDIVIDUAL LEADERS

Rushing - (LOU) Anderson 15-61
(NCS) Washington 14-45
Passing - (LOU) Bridgewater 24-43-274, 2 TDs, 3 INT
(NCS) Glennon 21-33-264, 3 TDs, 1 INT
Receiving - (LOU) Rogers 7-54
(NCS) Graham 7-116, 2 TDs

ATTENDANCE: 58,427



2010 CHAMPS SPORTS BOWL

DECEMBER 28, 2010
NC STATE 23 • WEST VIRGINIA 7
ORLANDO, FLORIDA • FLORIDA CITRUS BOWL STADIUM

Winning the turnover battle is key to winning football games. NC State didn't let a golden opportunity pass by and turned five West Virginia turnovers into a 23-7 victory in the 2010 Champs Sports Bowl.

The win marked the 100th of Tom O'Brien's 14-year career as a head coach. The nine wins ties as the second-highest total in school history.

The defense maybe saved its best game of the 2010 season for last. David Amerson led the squad with seven tackles, while Audi Augustin and Nate Irving each registered sacks.

Going against one of the top defenses in the country, Russell Wilson led the attack, finishing 28 of 45 for 275 and two touchdowns. With his performance, Wilson was named the Champs Sports Bowl MVP. It marked the first time all year that the Mountaineers allowed 21 or more points.

After stalling on the first series, the Wolfpack drove right down the field to take a lead that was never relinquished. Wilson was five of seven for 79 yards and added one run of seven yards to account for all 86 yards. He capped it off with a 16-yard touchdown pass to Mustafa Greene to put the Pack in front 7-0.

During most of the first half, the Pack did a good job of keeping Mountaineer's quarterback Geno Smith in check. After having defenders in his face play after play, Smith was finally able to break containment, throwing a 32-yard touchdown pass to Stedman Bailey, who was well covered by Amerson.

The Pack responded when T.J. Graham returned the ensuing kickoff 46 yards to the Mountaineer's 48-yard line. Wilson was able to get the offense to the 28-yard line before settling for a 45-yard field goal by Josh Czajkowski to give the Pack a 10-7 lead heading into the half.

The Pack punted on the first possession in the second half, but the Mountaineers turned the ball right back over when David Akinniyi recovered a botched exchange

between Smith and Tavon Austin. Getting to fourth and inches, O'Brien was prepared to go for the first down, but the Pack was called for a false start. Czajkowski came through though and extended the lead to 13-7 with a 38-yard field goal.

West Virginia faced its own fourth down play at the Pack's 34-yard line on the following drive, but failed to convert.

Wilson guided the Pack to within field goal range again where Czajkowski connected on a 40-yarder to make the game 16-7. With his third field goal of the game, Czajkowski tied Groza Award winner Marc Primanti with 20 field goals in a season.

The next few possessions, both teams had missed opportunities and couldn't convert drives into points. However, all of that changed when Jock Sanders muffed a punt, which Taylor Gentry recovered at West Virginia's own seven-yard line.

Orlando native Jarvis Williams, who played his high school games at the Citrus Bowl, capped off the night with a seven-yard touchdown reception.

SCORING SUMMARY	1	2	3	4	F
West Virginia	0	7	0	0	7
NC State	7	3	6	7	23

NCS - Greene 16-yard pass from Wilson (Czajkowski kick), 1:37, 1st
WVU - Bailey 32-yard pass from Smith (Bitancurt kick), 2:10, 2nd
NCS - Czajkowski 45-yard field goal, 00:26, 2nd
NCS - Czajkowski 38-yard field goal, 06:05, 3rd
NCS - Czajkowski 40-yard field goal, 01:50, 3rd
NCS - Williams 7-yard pass from Wilson (Czajkowski kick), 3:55, 4th

TEAM STATISTICS	WVU	NCS
First downs	19	21
Rushes-yards	25-130	36-103
Passing yards	196	275
Comp-Att-Int	22-39-1	28-45-0
Total Off. Plays-Yds	64-326	81-378
Fumbles-Lost	5-4	3-1
Penalties-Yards	3-29	4-39
Punts-Avg.	4-43.0	6-39.0
Time of Possession	23:14	36:46
3rd Down Conversions	6-13	8-20
4th Down Conversions	0-1	0-1
Red Zone Scores	0-0	3-5

INDIVIDUAL LEADERS

Rushing - (WVU) Smith 12-59-0
(NCS) Washington 18-62-0
Passing - (WVU) Smith 22-39-196 1 INT, 1 TD
(NCS) Wilson 28-45-275, 2 TD
Receiving - (WVU) Sanders 5-58-0
(NCS) Williams 6-77-1

ATTENDANCE: 48,962



2008 PAPAJOHNS.COM BOWL

DECEMBER 29, 2008
NC STATE 23 • RUTGERS 29
BIRMINGHAM, ALABAMA • LEGION FIELD

Just as they had since September, injuries more than likely were the slim difference between victory and defeat for the Wolfpack at the Papajohns.com Bowl. Although Tom O'Brien's squad led the game until the fourth-quarter and even pulled ahead once more in the last frame, with the first-team All-ACC quarterback sitting on the bench, there just wasn't enough offensive firepower to pull out the win.

The Scarlet Knights got on the board first after recovering a Jamelle Eugene fumble in the game's first-play from scrimmage and then driving 50 yards and scoring from the six. NC State wasted little time in answering with an 81-yard drive and

a 44-yard touchdown pass from first-team All-ACC quarterback Russell Wilson to Owen Spencer.

The Pack defense forced a punt and then Wilson and company launched another drive, this time a 65-yarder capped off by a 33-yard Josh Czajkowski field goal.

The teams traded a pair of punts in the second quarter before Rutgers drove down to the State 13 and San San Te lined up for the 30-yard field goal attempt. Senior defensive lineman Antoine Holmes blocked the kick, giving the ball back to the Pack.

Wilson moved the team down the field one more time before the half, rushing for 39 yards himself on the 80-yard drive. But two plays before Andre Brown scored from the five, Wilson was tackled from behind and got up limping. He threw an incomplete pass and handed off to Brown for the score, but the game, as well as the 2008 season, was over for the redshirt freshman.

Team doctors diagnosed Wilson with a knee sprain at halftime and he was unable to return. He had finished the season by throwing 249 consecutive passes with out an interception, a school record.

Daniel Evans and Harrison Beck both took turns behind center in the second half, combining for three interceptions in just two quarters. Rutgers kicked a field goal on its first possession of the half, recovered a blocked punt at the Wolfpack 16 yardline and went in for the score three plays later on the second possesion. But heading into the fourth quarter, NC State still held a one-point advantage. However, just a minute-and-a-half into the quarter, the Scarlet Knights jumped ahead with a 28-yard field goal.

Evans led the team down the field 64 yards on the Pack's next possession, hitting Anthony Hill for 21 yards, Jarvis Williams for 20 and then Hill again for a 16-yard touchdown to put NC State back on top, 23-19. But Rutgers returned the ensuing kickoff 27 yards and then had passes of 23 and 42-yards to score two plays later.

NC State turned the ball over four times, including one lost fumble and the three second-half interceptions, more than in its previous seven games combined.

SCORING SUMMARY	1	2	3	4	F
NC State	10	7	0	6	23
Rutgers	6	0	10	13	29

RUT - Cervini 6-yard run (Te kick blocked), 11:47, 1st
NCS - Spencer 44-yard pass from Wilson (Czajkowski kick), 7:56, 1st
NCS - Czajkowski 33-yard field goal, 1:00, 1st
NCS - Brown 5-yard run (Czajkowski kick), 00:38, 2nd
RUT - Te 31-yard field goal, 10:14, 3rd
RUT - Underwood 11-yard pass from Teel (Te kick), 6:50, 3rd
RUT - Te 28-yard field goal, 13:31, 4th
NCS - Hill 16-yard pass from Evans, 9:21, 4th
RUT - Britt 42-yard pass from Teel (Te kick), 8:30, 4th
RUT - Te 24-yard field goal, 00:47, 4th

TEAM STATISTICS	NCS	RUT
First downs	19	21
Rushes-yards	27-95	33-118
Passing yards	268	319
Comp-Att-Int	16-39-3	22-38-1
Total Off. Plays-Yds	66-363	71-437
Fumbles-Lost	3-1	0-0
Penalties-Yards	2-3	2-15
Punts-Avg.	4-22.0	3-37.3
Time of Possession	25:44	34:16
3rd Down Conversions	7-14	5-15
4th Down Conversions	0-0	2-2
Red Zone Scores	3-3	5-6

INDIVIDUAL LEADERS

Rushing - (NCS) Wilson 8-46-0
(RUT) Martinek 9-58-0
Passing - (NCS) Wilson 11-23-186, 0 INT, 1 TD
(RUT) Teel 22-37-319, 1 INT, 2 TD
Receiving - (NCS) Williams, Jarvis 7-126-0
(RUT) Britt 6-119-1

ATTENDANCE: 38,582



2005 MEINEKE CAR CARE BOWL

DECEMBER 31, 2005
NC STATE 14 • SOUTH FLORIDA 0
CHARLOTTE, NORTH CAROLINA • BANK OF AMERICA STADIUM

NC State turned in a storybook ending to a rollercoaster season with a 14-0 victory over South Florida in the Meineke Car Care Bowl in Charlotte, N.C. on New Year's Eve. The defense, led by bowl MVP Stephen Tulloch, carried the Pack through four commanding quarters of football, as the Pack shut out the Bulls in USF's first bowl game appearance in school history. It marked the only shutout in a bowl last year and the first ever by the Wolfpack.

Both offenses sputtered at times throughout the game against solid defensive play. NC State drew first blood in the second quarter, with Marcus Stone finding Brian Clark in the right corner of the South Florida endzone for a nine-yard score. Forcing a punt on USF's next drive, the Pack marched down field again with help on the ground from Toney Baker, in addition to another Stone to Clark connection, moving the ball 41-yards down field. With less than 20 seconds remaining in the first half, Andre Brown reached paydirt on a one-yard jaunt into the endzone for the final score of the day.

On the second Bull's possession of the third quarter, Tulloch delivered a devastating blow to quarterback Carlton Hill, forcing a fumble which Tulloch also recovered. Three plays later, Stone would lose the ball for the Pack on a fumble and return possession to South Florida. On the very next play, DeMario Pressley forced Hill to cough the ball up for a second time, with Tank Tyler securing the ball for NC State.

South Florida made things interesting early in the fourth quarter, clawing their way to the NC State 17-yard line and threatening to score. Quarterback Pat Julmiste tried to find a target in the endzone for a touchdown, but Garland Heath stepped into the passing lane and snatched his fifth interception of the season.

Mario Williams was credited with 1.5 sacks during the game, bringing his career total to 25.5. In just three years with the red and white, Williams leaves the school as the leader in career, game and season sacks and tackles for loss.

With the win, the Wolfpack defeated the odds and silenced its critics by ending the season at 7-5 after a 2-4 start early on in the year. NC State now stands at 4-1 in post-season bowl games under Chuck Amato. Tulloch collected 15 tackles, three sacks and five tackles for loss on the day.

SCORING SUMMARY	1	2	3	4	F
South Florida	0	0	0	0	0
NC State	0	14	0	0	14

NCSU - Clark 9-yard pass from Stone (Deraney kick), 8:13 in 2nd
NCSU - Brown 1-yard run (Deraney kick), 0:17 in 2nd

TEAM STATISTICS	USF	NCSU
First downs	15	14
Rushes-yards	44-136	47-173
Passing yards	159	127
Comp-Att-Int	10-30-1	9-19-0
Total Off. Plays-Yds	74-295	66-300
Fumbles-Lost	2-2	2-1
Penalties-Yards	4-20	6-35
Punts-Avg.	7-33.1	7-39.9
Time of Possession	28:59	31:01
3rd Down Conversions	6-18	5-16
4th Down Conversions	1-3	0-1
Red Zone Scores	0-2	2-2

INDIVIDUAL LEADERS

Rushing - (USF) Hall 19-118
(NCSU) Baker 23-93
Passing - (USF) Julmiste 8-25-91, 1 INT
(NCSU) Stone 9-19-127, 1 TD
Receiving - (USF) Three with two catches
(NCSU) Clark 3-66, 1 TD

ATTENDANCE: 57,937



2003 MAZDA TANGERINE BOWL
DECEMBER 22, 2003
NC STATE 56 • KANSAS 26
ORLANDO, FLORIDA • FLORIDA CITRUS BOWL

The Philip Rivers era came to a close at NC State as the outgoing senior led the Wolfpack over Kansas on 37-of-45 passing at the 2003 Mazda Tangerine Bowl. Rivers, the ACC’s career passing and total offense leader, created Tangerine Bowl best’s of five touch-downs and 475 yards passing to help bring down Kansas, 56-26.

The effort served as Rivers’ fifth 400-yard game during the season, and seventh total, paving the way for his third straight bowl MVP honor.

The Wolfpack amassed 653 yards, including 30 plays of at least 10 yards. NC State marched 64, 68 and 97 yards on its first three possessions to build a 21-7 lead. Rivers led an 88-yard drive in the third quarter, then broke the game open by taking advantage of a blocked punt to put the Wolfpack up 42-17.

Richard Washington scored on receptions of 45 and 14 yards, and Jerricho Cotchery had 13 catches for 171 yards and one TD. McLendon got into the end zone three times, scoring on a 3-yard reception and runs of 1 and 26 yards.

The Wolfpack defense closed out the season in dominating fashion, surren-dering only 463 yards after allowing 417.5 yards and just shy of 30 points during each contest in the regular season.

SCORING SUMMARY	1	2	3	4	F
NC State	21	7	14	14	56
Kansas	7	3	10	6	26

NCSU - Washington 45-yard pass from Rivers (Kiker kick), 13:58 in 1st
KU - Gordon 23-yard pass from Whittemore (Brooks kick), 10:41 in 1st
NCSU - Washington 14-yard pass from Rivers (Kiker kick), 8:43 in 1st
NCSU - McLendon 1-yard run (Kiker kick), 1:23 in 1st
KU - Brooks 28-yard field goal, 4:01 in 2nd
NCSU - McLendon 3-yard pass from Rivers (Kiker kick), 0:45 in 2nd
KU - Green 11-yard pass from Whittemore (Brooks kick), 10:45 in 3rd
NCSU - Clark 40-yard pass from Rivers (Kiker kick), 7:24 in 3rd
NCSU - Davis 10-yard run (Kiker kick), 6:03 in 3rd
KU - Beck 39-yard field goal, 3:42 in 3rd
KU - Whittemore 9-yard run (Whittemore pass failed), 14:18 in 4th
NCSU - Cotchery 21-yard pass (Kiker kick), 12:57 in 4th
NCSU - McLendon 26-yard run (Kiker kick), 10:06 in 4th

Team Statistics:	NCSU	KU	Team Statistics	NCSU	KU
Total Offense	653	463	Fumbles-Lost	0-0	0-0
First Downs	34	28	Penalties-Yards	9-86	9-75
Rushes-Yards	22-172	40-220	Punts-Avg.	1-53.0	4-30.8
Passing Yards	481	243	Time of Possession	26:05	33:055
Comp.-Att.-Int.	38-46-0	20-42-2			

Individual Leaders
RUSHING: NCSU - McLendon 7-72-2TDs
KU - Green 14-87, Whittemore 17-84-1TD

PASSING: NCSU - Rivers 37-45-475-5TDs-0INTs
KU - Whittemore 20-41-243-2TDs-2INTs

RECEIVING: NCSU -Cotchery 13-171-ITD, Washington 7-97-2TDs
KU - Rideau 9-109, Gordon 4-73-ITD

ATTENDANCE: 26,482



2002 TOYOTA GATOR BOWL
JANUARY 1, 2003
NC STATE 28 • NOTRE DAME 6
JACKSONVILLE, FLORIDA • ALTELL STADIUM

The Wolfpack got 2003 off to a stellar start, by soundly defeated the favored Fighting Irish of Notre Dame, 28-6, in the first meeting ever between the two schools. The sellout Gator Bowl crowd of 73,491 was dominated by folks in red, who saw their beloved Pack tally 317 yards of total offense and dominate the Irish on defense.

There were many plays worth mentioning, but the play of the day may have come early in the first quarter, when Wolfpack senior captain Dantonio Burnette nailed Irish signal caller Carlyle Holiday on a second-and-goal play on Notre Dame’s second possession. Two downs later, the Irish settled for a 23-yarder field goal attempt, as Holiday was taken to the lockerroom and did not return for the afternoon.

The Wolfpack drew a penalty on the ensuing kickoff return and Philip Rivers and the offense began their second possession of the game on their own four yardline. Twelve plays later, T.A. McLendon romped two yards into the endzone to begin a 21-point quarter for NC State. The drive was highlighted by 19-yard throw to Sterling Hicks and three 11-yard catches by Jerricho Cotchery.

Notre Dame punted on its next possession, giving the ball to the Pack this time at the 24. Long throws to Cotchery and Bryan Peterson highlighted this 11 play drive, and McLendon scored his second TD of the day (18th of the season) on a three-yard run. Once again, Adam Kiker’s kick was good.

Senior safety Rod Johnson picked off his first of three passes for the day on the Irish’s next drive, putting Rivers and company back on the field at the NDU 48. Senior tight end Joe Gray caught a 29-yarder from Peterson to set up a nine-yard Rivers to Cotchery score to put the Pack up 21-3 at the halftime break.

The Pack was forced to punt on its first possession of the second half and Notre Dame drove steadily down the field on the ensuing possession, getting to the Wolfpack 24 yardline. Once again, Johnson came up big for NC State, picking off backup quarterback Pat Dillingham once again, this time in the endzone.

NC State punted again before the Irish mounted a 10-play, 39 yard drive that ended in a 41-yard field goal. With the score at 21-6, the Notre Dame defense forced the Pack to three-and-out, as an injured McLendon came off the field with an injured shoulder. The Irish faithful in the stands came to life to begin the fourth quarter, but a nine-yard sack on third-down forced the Irish to punt again. This time, a catching interference call gave the Pack the ball at their own 31 and Rivers went to work again.

Rivers completed passes to four different receivers on the next drive, including a 26-yarder to Cotchery on third-and-one before connecting with tight end Sean Berton for a seven-yard score. That ended the scoring for the day at 28-6, but the Pack didn’t quit playing.

Johnson pulled down his third interception of the day at midfield on Notre Dame’s next drive and on the Irish’s final drive of the day, the Pack held on a goalline stand, with backup linebackers Manny Lawson and Oliver Hoyte making key stops.

Rivers finished with 228 yards on a 23-37 passing performance, including 13 straight comple-tions in the first half and two touchdown throws. He was named the bowl MVP for the second time in his three-year career.

McLendon set the school record with his 17th and 18th rushing touchdowns of the season.

SCORING SUMMARY	1	2	3	4	F
NC State	0	21	0	7	28
Notre Dame	3	0	3	0	6

ND Setta 23 FG, 4:12, 1st
NCSU McLendon 2 run (Kiker kick), 14:03, 2nd
NCSU McLendon 3 run (Kiker kick), 5:02, 2nd
NCSU Rivers-Cotchery 9 pass (Kiker kick), 1:16, 2nd

ND Setta 41 FG, 1:44, 3rd
NCSU Rivers-Berton 7 pass (Kiker kick), 10:41, 4th


Team Statistics:	NCSU	ND	Team Statistics	NCSU	ND
Total Offense	317	286	Fumbles-Lost	1-0	0-0
First Downs	21	23	Penalties-Yards	10-87	9-90
Rushes-Yards	26-80	38-112	Punts-Avg.	5-43.2	4-30.0
Passing Yards	255	200	Time of Possession	26:57	33:03
Comp.-Att.-Int.	25-41-0	23-44-3			

Individual Leaders
RUSHING: NCSU - Rivers 7-22-0, Brown 7-18-0, McLendon 11-18-2, Berton 1-4-0;
ND - Grant 21-68-0, Powers-Neal 5-16-0, McNair 4-8-0, Battle 2-6-0, Holiday 2-3-0, Dillingham 4-(-15)-0

PASSING: NCSU - Rivers 37-23-0, Peterson 3-2-0
ND - Dillingham 37-19-3, Holiday 6-3-0, Hildbold 1-1-0

RECEIVING: NCSU -Cotchery 10-127, Berton 5-40, McLendon 3-16, Edwards 3-13, Peterson 2-16, Gray 1-24, Hicks 1-19
ND - Battle 10-84, Clark 4-41, Jenkins 3-42, Stovall 3-25, Godsey 1-5, Rodamer 1-5, McKnight 1-(-2)

ATTENDANCE: 73,491



2001 VISIT FLORIDA TANGERINE BOWL
DECEMBER 20, 2001
NC STATE 19 • PITTSBURGH 34
ORLANDO, FLORIDA • FLORIDA CITRUS BOWL

Injuries took a toll on the Wolfpack in its second straight bowl appearance, as the Wolfpack fell to the Big East’s Pittsburgh, 34-19, in the Visit Florida Tangerine Bowl. Heading into the contest, NC State had won four of its last five games, while Pittsburgh had won five consecutive.

Starting cornerback Marcus Hudson did not play in the game after suffering a neck injury in pre-bowl practice, but the list of injured did not stop there. Early in the second quarter, All-American Levar Fisher suffered a fracture of his left forearm, while another starting linebacker, Brian Jamison, also hobbled on and off the field with a foot injury. The offense fared no better, as starting wide receivers Bryan Peterson and Jerricho Cotchery both spent most of the second half on the bench with the sports medicine staff.

The first quarter ended with a 3-3 tie. NC State punted on its first two possessions, while Pittsburgh was held to a field goal after a first-and-goal. The Pack’s third possession culminated with a 32-yarder from Adam Kiker after a drive that started at the Pack’s own 48-yardline.

The Panthers did the damage in the second frame, however, scoring touch-downs on all three of its possessions that quarter on 80, 98 and 70 yard drives. Wide receiver Antonio Bryant did most of the damage, tallying all of his seven receptions for 101 yards in the first half. NC State’s only other score in the first half game when freshman Greg Golden took a kickoff return back 90 yards to hit paydirt, the ninth-longest kickoff return in school history.

The Pack defense buckled down in the second half, allowing a field goal on Pitt’s first possession of the half and then giving up just one score the rest of the way, but the offense could only respond with nine points.

Barely into the fourth quarter, Philip Rivers capped off a 63-yard drive with a five-yard pass to Dovonte Edwards, who tallied a season-high eight grabs, but Kiker missed the extra point. After forcing Pitt to punt, NC State drove right back down the field, this time covering 72 yards as Kiker connected on a 19-yard field goal. Pittsburgh was forced to punt on its next posses-sion and momentum seemed to be all on the Wolfpack’s side as Rivers and company got the ball at their own 20 yardline. However, a blindside hit on

Rivers caused him to fumble and the Panthers’ Tyre Young took it in for a 16-yard score with just over six minutes remaining.

Rivers was named NC State’s Offensive MVP, while Terrance Martin and Dantonio Burnette were named Co-Defensive MVP’s.

SCORING SUMMARY	1	2	3	4	F
NC State	3	7	0	9	19
Pittsburgh	3	21	3	7	34

PITT Lotz 27 FG, 10:36, 1st
NCSU Kiker 32 FG, 2:16, 1st
PITT Priestley-Bryant 15 pass (Lotz kick), 10:17, 2nd
PITT Priestley-Bryant 2 pass (Lotz kick), 4:06, 2nd
NCSU Greg Golden 90 kick return (Kiker kick), 3:48, 2nd
PITT Rutherford 1 run (Lotz kick), :20, 2nd
PITT Lotz 33 FG, 10:22, 3rd
NCSU Rivers-Edwards 5 pass (kick failed), 14:56, 4th
NCSU Kiker 19 fG, 9:39, 4th
PITT Young 16 fumble recovery, 6:15, 4th

Team Statistics	NCS	Pitt	Team Statistics	NCS	Pitt
Total Offense	294	407	Fumbles-Lost	2-1	1-0
First Downs	19	20	Penalties-Yards	4-28	10-75
Rushes-Yds.	26-105	39-136	Punts-Avg.	5-40.2	6-44.2
Passing Yards	189	271	Time of Possession	26:59	33:01
Comp-Att-Int	26-40-1	18-32-0			

Individual Leaders
RUSHING: NCSU - Robinson 10-51-0, Jackson 2-32-0, Hannum 3-9-0, Rivers 9-7-0; PITT - Polite 9-63-0, Furman 7-33-0, Kirkley 11-27-0, Priestley 7-10-0, Rutherford 3-3-1

PASSING: NCSU - Rivers 40-26-1189-0; PITT - Priestly 32-18-0-271-2

RECEIVING: NCSU - Wright 8-61-0, Edwards 8-47-1, Robinson 4-32-0, Peterson 3-25-0, Hannum 1-23-0, Hicks 1-2-0, Cotchery 1- (-1)-0; PITT - Bryant 7-101-2, English 5-76-0, Furman 2-37-0, Slade 2-25-0, Kirkley 1-22-0, Polite 1-10-0.

ATTENDANCE: 28,562



2000 MICRONPC.COM BOWL
DECEMBER 28, 2000
NC STATE 38• MINNESOTA 30
MIAMI, FLORIDA • PRO PLAYER STADIUM

Heading into the 2000 Micronpc.com Bowl, prognositca-tors specualted the NC State-Minnesota game would be an offensive display. They were right.

After trailing 24-0 midway through the second quarter, the Pack, which had recorded comeback victories over Arkansas State, Indiana, Georgia Tech and Wake Forest during the regular season, saved its best for last and rallied rallying to beat the Golden Gophers, 38-30.

Bowl MVP Philip Rivers capped a remarkable freshman season by completing 24-of-39 passes for 310 yards and two touchdowns. He did most of his damage in the second half, passing for 246 yards after the intermission. As usual, Rivers’ favorite target was big-play receiver Koren Robinson, who made seven grabs for 157 yards and one score.

After spotting Minnesota the 24-point lead with just over seven minutes to play in the opening half, NC State went on to score 25 unanswered points. The rally started late in the first half when Rivers hit tight end Andy Vanderveer with a two yard touchdown pass with exactly two minutes left in the half. Rivers then connected with tailback Ray Robinson on a two-point conversion to cut the deficit to, 24-8.

A big game-turning play occurred early in the third period when NC State cor-nerback Brian Williams blocked a Gophers’ punt to give the Pack possession at the Minnesota 19.

It took NC State virtually no time to capitalize on the blocked punt. One play later, Koren Robinson took a hand-off from Rivers on a reverse and jetted his way down the right sideline for a 19-yard score. The Wolfpack then came back with yet another two-point conversion on a Rivers to Eric Leak pass.

After Kent Passingham's 37-yard field goal had pulled the Pack within three points, NC State grabbed the lead for the first time all night when Ray Robinson bulled his way in from the three. The key play in the 73-yard drive was a 30-yard pass from Rivers to Leak. Although another two-point try failed, NC State had a 25-24 lead and all of the momentum.

But even after seeing its 24-point lead evaporate, Minnesota kept fighting. Led by the running of sturdy tailback Tellis Redmon, who set a Micronpc.com Bowl record by rushing for 246 yards on 42 carries, the Gophers managed to retake the lead at 27-25 on a 23-yard field goal by Dan Nystrom with 11:57 left in the game.

But just 56 seconds later, NC State was back in the end zone and back on top. The Wolfpack took over at the Minnesota 48 yard line after a personal foul penalty had forced the Gophers to kickoff from their own 20. The Pack covered those 48 yards in just four plays as Rivers hit Robinson from 23-yards out on a fade pattern to put NC State back in front 31-27. The margin stayed at four as yet another two-point attempt failed.

With just over three minutes to play, an NC State defense which had been shred-ded by Redmon all night, finally made a big play. Minnesota quarterback Travis Cole, attempting a quarterback draw, had the ball stripped out of his hands by Wolfpack defensive tackle Ricky Fowler. Linebacker Corey Lyons' recovery left the Pack with first and goal from the eight. When Ray Robinson darted into the end zone on the very next play, NC State was up 38-30 with 3:16 left. Senior linebacker Clayton White sealed the victory with an interception on Minnesota's last drive.

The Wolfpack won despite being outgained by Minnesota 502 yards to 419. With Redmon doing most of the damage, the Gophers finished the game with 300 yards on the ground.

SCORING SUMMARY	1	2	3	4	F
MINNESOTA	21	3	0	6	30
NC STATE	0	8	17	13	38

MINN	Redmon 12 run (Nystrom kick)
MINN	Redmon 3 run (Nystrom kick)
MINN	Cole 2 run (Nystrom kick)
MINN	Nystrom 27 FG
NCSU	Vanderveer 2 pass from Rivers (R. Robinson pass)
NCSU	K. Robinson 19 run (Leak pass)
NCSU	Passingham 37 FG
NCSU	R. Robinson 3 run (Hannum pass failed)
MINN	Nystrom 23 FG
NCSU	K. Robinson 23 pass from Rivers (Rivers pass failed)
MINN	Nystrom 29 FG
NCSU	R. Robinson 8 run (Passingham kick)

Team Statistics	NCS	Minn	Team Statistics	NCS	Minn
Total Offense	594	498	Fumbles-lost	2-2	3-1
First Downs	27	31	Penalties-Yards	7-75	3-88
Rushes-Yards	38-269	40-297	Punts-Avg.	5-44.6	5-28.4
Passing Yards	325	201	Possession Time	29:07	30:53
Comp-Att-Int	18-27-0	22-44-5			

Individual Leaders:
RUSHING: NC State: : R.Robinson 15-74, K.Robinson 1-19, Jackson 1-11, Rivers 3-9, Leak 2-0; UM: Redmon 42-246, Mays 1-23, Matthews 1-12, Fitzpatrick 4-10, Patterson 1-7
PASSING: NC State: Rivers 24-39-2-310; Minn:: Cole 16-29-0-202, Abdul-Khaliq 0-1-0-1
RECEIVING: NC State: K.Robinson 7-157, R.Robinson 5-36, Leak 4-76, Peterson 4-27, Simmons 2-4; Minn: Keller 5-51, Patterson 4-30, Redmon 3-9, Johnson 2-58, Mays 1-44
TACKLES: L. Fisher 13



1998 MICRON PC BOWL

DECEMBER 29, 1998
MIAMI 46 • NC STATE 23
MIAMI, FLORIDA • PRO PLAYER STADIUM

The 1998 Micron PC Bowl had all the makings of an offensive showdown. NC State boasted one of the nation's best receivers in All-American Torry Holt, and had beaten top-15 teams Florida State and Syracuse soundly earlier in the season. The Wolfpack's opponent, Miami, had one of the nation's top running backs in Edgerrin James and had ended the regular season by knocking UCLA out of the national championship picture.

Once the game started, however, the teams didn't quite stick to the script, as the Wolfpack outrushed the Hurricanes and the Hurricanes had more passing yards. They did combine to roll up more than 1,000 yards of offense and score 69 points, a Micron PC Bowl record. James rushed for two touchdowns and Miami QB Scott Covington threw for two more to lead the Hurricanes to a 46-23 victory over the Wolfpack.

Miami got the fireworks started on it's first possession, driving 71 yards in nine plays and taking a 7-0 lead when Covington floated a pass to Andre King in the left corner of the end zone. The Wolfpack answered with a 12-play, 84-yard march and tied it when Jamie Barnette barreled his way into the end zone for a one-yard score.

The Hurricanes retaliated by mounting another 71-yard drive, resulting in James' five-yard run with 3:15 to go in the first quarter. Miami added to the lead on their next possession. After a field goal attempt from Pack kicker Danny Deskevich sailed wide right, his first miss of the season, Miami struck immediately when Covington fired a strike down the right side to Santana Moss, who had gotten behind the secondary and raced for a 80-yard score.

Deskevich redeemed himself when he split the uprights from 28 yards out with 1:37 to play in the half, but the Hurricanes quickly drove down the field, where James scored on a two-yarder that gave the Hurricanes a 27-10 halftime advantage.

The Hurricanes' Andy Crosland started the third quarter with a 31-yard field goal to push the lead to 20 before the Wolfpack's Rahshon Spikes scored on a 30-yard run for the Wolfpack just over five minutes later. Spikes, who carried 24 times for a Micron PC Bowl and NC State bowl record 176 yards, assumed the bulk of the Wolfpack's ground game after Ray Robinson, the ACC rookie of the year, broke his arm early in the first half.

Miami put the game out of reach early in the fourth quarter. James Jackson scored on a 13-yard run 27 seconds into the period and burst free for a 25-yard TD just 2:25 later.

Barnette, who finished the game 22-for-41 for 201 yards, hit Chris Coleman on a seven-yard score midway through the quarter for NC State before Miami booted a 29-yard field goal to complete the scoring.

Holt, who spent most of the night in double coverage, caught seven passes but for 92 yards, while Coleman racked up 98 yards and a touchdown on six receptions.

SCORING SUMMARY	1	2	3	4	F
MIAMI	20	7	3	16	46
NC STATE	7	3	7	7	23

UM	King 4 pass from Covington (Crosland kick)
NCS	Barnette 1 run (Deskevich kick)
UM	James 5 run (Crosland kick)
UM	Moss 80 pass from Covington (Crosland kick blocked)
NCS	Deskevich 28 FG
UM	James 2 run (Crosland kick)
UM	Crosland 31 FG
NCS	Spikes 30 run (Deskevich kick)
UM	Jackson 13 run (Covington pass failed)
UM	Jackson 25 run (Crosland kick)
NCS	Coleman 7 pass from Barnette (Spikes rush failed)
UM	Gaitan 29 FG

Team Statistics	UM	NCS	Team Statistics	UM	NCS
First Downs	27	31	Fumbles-lost	2-2	3-1
Rushes-Yards	38-269	40-297	Penalties-Yards	7-75	3-88
Comp.-Att.-Int.	18-27-0	22-44-5	Punts-Avg.	2-34.5	3-29.3
Passing Yards	325	201	Possession Time	29:07	30:53
Total Yards	594	498			

Individual Leaders:
RUSHING: UM – James 20-156, Jackson 11-99, Davenport 4-13, Williams, 1-6, Hart 1-(-2), Covington 1-(-3). NCS – Spikes 24-176, Barnette 8-81, Clark 3-20, Berry 1-11, Holt 1-6, Robinson 3-3.

PASSING: UM – Covington 17-24-0, 320, 2TD, Kelly 1-3-0, 5. NCS – Barnette 22-41-3, 201, 1TD, Berry 0-3-2, 0.

RECEIVING: UM – Moss 5-141, Franks 4-72, King 3-20, James 2-38, Moser 2-24, Williams 1-26, Davenport 1-4. NCS – Holt 7-52, Coleman 6-98, Hamrick 2-16, Butler 2-15, Robinson 2-7, Spikes 2-6, Johnson 1-7.

ATTENDANCE: 44,387



1995 PEACH BOWL

JANUARY 1, 1995
NC STATE 28 • MISSISSIPPI STATE 24
ATLANTA, GEORGIA • GEORGIA DOME

NC State tied the school record for victories in a season with its ninth win, a 28-24 upset of Mississippi State in the Peach Bowl. The Wolfpack persevered by finding a way to stop the Bulldogs' massive offensive line and by staving off a rally that would have given Mississippi State a lead in the closing minutes of the contest.

Winning the toss, the Bulldogs set the tone with its huge offensive line, which led them down the field for a field goal less than three minutes into the game.

The Pack responded with a sustained drive of its own, going 80 yards in 10 plays for a touchdown. Tailback Tremayne Stephens, who would earn Offensive MVP honors after rushing for 105 yards on the day, had gains of 12 and 14 yards in the push, then capped the drive by taking Terry Harvey's pitch the final two yards for the touchdown. The Steve Videtich PAT was good, and the Pack was on top 7-3.

Mississippi State once again used its massive offensive line to full advantage to pick its way 76 yards to NC State's 10. The Pack defense dug in there and held the Bulldogs to a 21-yard field goal.

NC State wasted little time on their next possession, using only 1:39 off the clock. Videtich extended the Pack's lead back to four, 10-6, by hitting a 45-yard field goal.

Mississippi State, undaunted, marched 78 yards in 12 plays to regain the lead. Running back Michael Davis went 11 yards into the end zone for the touchdown and a 13-10 advantage. The Bulldogs missed a golden opportunity after intercepting the Pack on its next possession. Three plays netted negative five yards, and Mississippi State failed to capitalize off the turnover when Rogers' 49-yard attempt sailed wide left.

With the momentum and determined not to be behind at halftime, the Wolfpack got the ball back with 5:27 left on the clock. Videtich connected on a 36-yard attempt with just eight seconds remaining in the half, tying the game at 13.

By all indications, NC State appeared to fall apart at the start of the second half. On their first possession, the Pack was unable to gain enough yards for a first down and was forced to punt. A high snap allowed Andre Bennett to block the punt attempt. The Pack's Adrian Hill was able to land on the ball near the goal line, but his momentum carried him into the end zone where the Bulldogs were awarded a safety.

From there, the Bulldogs added two more third-period field goals – 29 and 36 yards – by Rogers, the second coming after a Wolfpack turnover. Mississippi State now had a 21-13 lead with 8:36 remaining in the third quarter.

NC State managed to refind itself, though, and just as it had all season, they began chipping away at their opponent's lead. They went 69 yards in 16 plays for a three-yard, Harvey-to-Dallas Dickerson scoring play. Harvey then followed with a key two-point conversion and a 21-21 deadlock.

The Pack's defense held the Bulldogs to end the quarter, and NC State opened the fourth period by scoring quickly. The offense traveled 80 yards in four plays, one of which was a 62-yard pass play from Harvey to Jimmy Grissett. Carlos King then took the pitch from Harvey and covered the final 11 yards for the score. Videtich split the uprights, giving the Pack a 28-21 lead.

Mississippi State took over the ball, but the Wolfpack's defense took over the game. The Bulldogs had four drives to mount a comeback in the final 13 minutes, but could manage just four total first downs and one more field goal by Rogers, a 30-yarder.

Due largely to Defensive MVPs Damien Covington and Carl Reeves, Mississippi

State was zero for seven on third-down conversions in the second half and zero for one on a fourth-down attempt. That final one came with 1:08 left on the clock. Derrick Taite's pass on fourth and 19 fell off target, giving NC State the ball and the 28-24 victory.

SCORING SUMMARY	1	2	3	4	F
NC State	7	6	8	7	28
Miss. State	6	7	8	3	24

MSU	Rogers 37-yard FG
NCSU	Stephens 2-yard run (Videtich kick)
MSU	Rogers 21-yard FG
NCSU	Videtich 45-yard FG
MSU	Davis 11-yard run (Rogers kick)
NCSU	Videtich 36-yard FG
MSU	Safety-blocked punt
MSU	Rogers 29-yard FG
MSU	Rogers 36-yard FG
NCSU	Dickerson 3-yard pass from Harvey (Harvey 2-point conversion)
NCSU	King 11-yard run (Videtich kick)
MSU	Rogers 30-yard FG


Team Statistics:	NCSU	MSU	Team Statistics:	NCSU	MSU
First Downs	20	16	Fumbles-Lost	2-1	0-0
Rushing (Att.-Yds.)	48-172	35-117	Penalties-Yards	2-15	6-53
Comp.-Att.-Int.	14-25-1	14-29-0	Punts-Avg	3-48.0	3-53.0
Passing Yards	164	185	Possession Time	33:11	26:49
Total Yards	336	302			

Individual Leaders:
RUSHING: NCSU – Stephens 21-105; King 6-38; Brown 7-25; Grissett 1-6, Fitzgerald 3-3; Hill 1-4; Bender 2-3; Harvey 7-0. MSU – Davis 13-51; Bouie 12-51; McCrary 3-10; Moulds 2-10; Clark 2-(-1);Taite 3-(-4).

PASSING: NCSU – Harvey 18-11-0, 139 yards; Bender 7-3-1, 25 yards. MSU – Taite 28-13-0, 141 yards; Clark 1-1-0, 44 yards.

RECEIVING: NCSU – Grissett 2-68; Dickerson 3-31; Guffie 2-30; King 2-9; Stephens 1-9; Thomas 1-8; Fitzgerald 2-5; Hill 1-4. MSU – McGee 2-62;C. Jones 3-39; McCrary 3-39; Watkins 3-20; Bouie 1-11; M. Brown 1-9; Moulds 1-5.

ATTENDANCE: 64,902 (2nd largest in Peach Bowl history)



1994 HALL OF FAME BOWL

JANUARY 1, 1994
MICHIGAN 42 • NC STATE 7
TAMPA, FLORIDA • TAMPA STADIUM

For a quarter and a half, NC State surprised No. 19-ranked Michigan by playing them dead even. But big plays in the second quarter accounted for three touchdowns that gave the Wolverines the head start they needed toward a 42-7 victory in the Hall of Fame Bowl.

The Pack outgained Michigan in total offense in the first quarter 75-38, but the field position battle resulted in neither team scoring in the first 15 minutes. The Wolverines began to flex their muscle at the start of the second period, marching 80 yards on 11 plays to paydirt. All-America running back Tyrone Wheatley did the honors, scrambling 26 yards for the touchdown.

State was unable to move on its next possession and was forced to punt. Michigan's Derrick Alexander broke the game wide open on the return, racing 79 yards for the touchdown.

Down 14-0 and with Michigan having the momentum, the Wolfpack showed their mettle by moving to the Wolverine 18 yard line in 10 plays. But on fourth-and-one, the Pack mishandled the snap, Michigan recovered, and State's scoring threat was halted.

With five minutes remaining before intermission, the Wolverines started down-field from the State 15 yard line. Michigan moved to the State 31 yard line and faced fourth and 10 with just three seconds remaining. Following a timeout, Michigan quarterback Todd Collins lofted the ball into the corner of the end zone, where Amani Toomer won the jumping contest amid three Wolfpack defenders, and the Wolverines had another touchdown on the half's final play. If the returned punt knocked the Pack for a loop, the last-second touchdown pass knocked them out.

Michigan's defense turned up the heat in the second half, making three inter-

ceptions that resulted in three more Wolverine touchdowns. Michigan defensive back Clarence Thompson got things started for the Maize and Blue defense when he intercepted State's first-possession pass and returned it 43 yards for a score. Linebacker Steve Morrison added another interception on State's second possession, and Wheatley took advantage by ripping off an 18-yard scoring run.

The Pack got its only score on its next possession as quarterback Geoff Bender directed a six-play 63-yard drive. Tailback Gary Downs had a big 22-yard gain on the sweep during the drive, but it was Bender to tailback Brian Fitzgerald for the 12-yard touchdown play. A Steve Videtich PAT made the score 35-7 in favor of the Wolverines.

Following a Michigan punt, Bender was intercepted once more, this time by Ty Law. It took the Wolverines just three plays to score from 36 yards as Ricky Powers powered his way in from 16 yards out for the game's final score. The two teams punted back-and-forth to each other in the final period as Michigan won 42-7.

The Wolfpack actually had the ball five minutes longer than Michigan, but six turnovers spelled doom on this day. State managed 312 total yards to Michigan's 466. While Wheatley grabbed the MVP award for rushing for 124 yards and two scores, State senior Gary Downs made a name for himself by breaking the century mark with 102 rushing yards in his final game for the Pack. State receiver Eddie Goines led all pass catchers with seven receptions for 72 yards.

SCORING SUMMARY	1	2	3	4	F
Michigan	0	21	21	0	42
NC State	0	0	7	0	7

- UM Wheatley 26 run (Elezovic kick)
- UM Alexander 79 punt return (Elezovic kick)
- UM Toomer 31 pass from Collins (Elezovic kick)
- UM Thompson 43 interception return (Elezovic kick)
- UM Wheatley 18 run (Elezovic kick)
- NCSU Fitzgerald 12 pass from Bender (Videtich kick)
- UM Powers 16 run (Elezovic kick)

Team Statistics:	NCSU	UM	Team Statistics:	NCSU	UM
First Downs	18	21	Fumbles-Lost	4-2	1-0
Rushing (Att.-Yds.)	36-117	44-265	Penalties-Yards	3-15	5-35
Comp.-Att.-Int.	19-38-4	12-23-0	Punts-Avg.	6-42.0	6-47.0
Passing Yards	195	201	Possession Time	32:31	27:29
Total Yards	312	466			

Individual Leaders:
RUSHING: NCSU – Downs 13-21, Brown 7-11; Harvey 10-0; Fitzgerald 1-0; Goines 1-(-5); Bender 1-(-12). UM – Wheatley 18-124, Davis 7-36, R. Powers 4-33, Buff 3-26; Biakabutuka 5-22; Foster 2-10; Ritchie 3-9; Collins1-4; Carr 1-1.

PASSING: NCSU – Harvey 27-13-2, 108 yards; Bender 10-6-2, 87 yards. UM – Collins 22-11-0, 189 yards; Carr 1-1-0, 12 yards.

RECEIVING: NCSU – Goines 7-72, Downs 4-34, George 2-16, Hinton 2-25; Schultz 2-31; Brown 1-5; Fitzgerald 1-12. UM – W. Smith 3-48, D. Jones 2-65; Toomer 2-44; Hayes 2-27; Davis 2-5; Richards 1-12.

ATTENDANCE: 52,649



1992 GATOR BOWL

DECEMBER 31, 1992
FLORIDA 27 • NC STATE 10
JACKSONVILLE, FLORIDA • GATOR BOWL STADIUM

Looking to set a school record for wins in a season, NC State entered the 1992 Gator Bowl against No. 14 Florida. Unfortunately, the Wolfpack didn't record its 10th win of the year, falling to the Gators 27-10 in the foggy affair.

Fans in the upper areas of the stadium were left with virtually zero visibility toward the field. By the end of the third quarter, the field was not visible at any elevation above ground level. In fact, NC State's coaches in the press box left during the third quarter and returned to the field.

State's game plan was to establish a ball-control offense and keep the ball out of the hands of record-setting Florida quarterback Shane Matthews. But the Wolfpack's running game couldn't do much with the Gator defense, netting just 54 yards.

After a scoreless first quarter, Florida became the first team to put points on the

board with a Judd Davis 26-yard field goal.

After the Gators kick, the Pack drove the ball from its own 15 to the Florida 27. But on second-and-six from the Florida 27, fullback Greg Manior fumbled an exchange from Jordan that was recovered by Florida. The Gators wasted no time, promptly driving 72 yards on eight plays for its first touchdown and a 10-0 lead, just as the heavy fog began rolling into the stadium.

The Gators added to their lead on their first possession of the second half, marching 57 yards in seven plays, capped by a Matthews to Willie Jackson 17-yard touch-down strike.

The Pack got a break when Florida fumbled a punt, which was recovered by long snapper David Inman at the Gators 29. State managed to move to the Florida six, but three shots at the end zone forced the Pack to settle for a 23-yard field goal by Steve Videtich.

The Gators came right back late in the third quarter on another field goal from Davis, a 42-yarder.

NC State scored a late touchdown with just 2:14 remaining in the game to cut the deficit to 20-10. An attempted on-sides kick failed to cover the required 10 yards and Florida took over at the NCSU 44. It took the Gators four plays to cover the distance and finish off the Pack, 27-10, when Matthews hit Harrison Houston over the middle for 34 yards and a touchdown.

SCORING SUMMARY	1	2	3	4	F
NC State	0	0	3	7	10
Florida	0	10	10	7	27

- UF Davis 26 FG
- UF Matthews 1 run (Davis kick)
- UF Jackson 17 pass from Matthews (Davis kick)
- NCSU Videtich 23 FG
- UF Davis 42 FG
- NCSU Shaw 11 pass from Jordan (Videtich kick)
- UF Houston 34 pass from Matthews (Davis kick)

Team Statistics:	UF	NCSU	Team Statistics:	UF	NCSU
First Downs	26	13	Fumbles-Lost	3-2	2-1
Rushing (Att.-Yds.)	50-198	25-54	Penalties-Yards	6-44	1-10
Comp.-Att.-Int.	19-38-0	22-42-2	Punts-Avg.	5-41.0	11-39.8
Passing Yards	247	213	Possession Time	33:43	26:17

Individual Leaders:
RUSHING: FLA: Rhett 39-182, Matthews 8-8, Malone 2-6, Randolph 1-2; NCSU: Barbour 11-50, George 1-5, Manior 4-4, Jordan 8-(-4).

PASSING: FLA: Matthews 19-38-0, 247; NCSU: Jordan 22-42-2, 213.

RECEIVING: FLA: Rhett 7-60, W. Jackson 3-42, Keller 3-38, Houston 2-40, Everett 1-31, Hill 1-16, C. Dean 1-14, J. Jackson 1-6; NCSU: R. Lawrence 5-77, Auer 5-48, Shaw 5-33, Goines 3-26, Barbour 2-(-4), Schultz 1-23, George 1-10.

ATTENDANCE: 71,233



1992 PEACH BOWL

JANUARY 1, 1992
EAST CAROLINA 37 • NC STATE 34
ATLANTA, GEORGIA • FULTON COUNTY STADIUM

On the last day of the college football season and the first day of the New Year, NC State squared off against an old nemesis, East Carolina. From the first play to the very last, when Damon Hartman's 49-yard field goal attempt sailed wide right to give ECU a 37-34 win, the 1992 Peach Bowl

between the Wolfpack and the Pirates proved to be one of the most exciting bowl games of the year.

NC State got off to a quick start. After stopping the Pirates on three plays to open the game, the Pack took over on its own 32 and marched down field for the game's opening score. Tailback Anthony Barbour led the way, carrying for gains of nine, 15 and eight before Gary Downs scored from two yards out to give the Pack a 7-0 lead with 7:50 remaining in the opening quarter.

East Carolina, behind the passing and scrambling of quarterback Jeff Blake, answered right back, covering 57 yards on six plays. The last play of the drive tied the game, a five-yard toss from Blake to Cedric Van Buren in the end zone.

It quickly became obvious that this was going to be a high-scoring game when NC State answered the Pirates' quick drive with another long scoring drive of

its own. Again the Pack went to the ground game, biting off chunks of yardage seven, eight and 19 yards at a time, moving all the way to the ECU 19 as the first quarter expired. Finally, Jordan capped off the drive with a four-yard pass to tight end Todd Harrison, giving the Pack a 14-7 lead.

After a trade of possessions, the Pirates put together another drive, which netted a 27-yard field goal from Anthony Brenner.

Minutes later, the Pirates struck again. This time, Blake found Hunter Gallimore down the sidelines for a 55-yard touchdown pass as ECU went into the locker room with a 17-14 lead.

Much as it did to open the game, NC State came out strong to begin the second half, grinding out yardage on the ground. Barbour, who finished with 90 yards rushing for the day, got things going again, picking up 20 yards on three carries as the Pack drove to the 14 yard line. Jordan then hit Robert Hinton, who put on a spin move and ran in from 10 yards out to give State the lead again at 21-17.

The Pack added another touchdown a few minutes later, when Greg Manior plunged into the end zone. Manior's one-yard rush capped a nine-play, 71-yard drive.

The Pack defense stifled the Pirates again on the next possession, and State regained control of the ball as the game entered the final period. Then the Pack went for the knockout punch, as Jordan lateraled to Ledel George, who in turn fired a long pass to senior receiver Charles Davenport. Davenport, double-covered by the Pirates, managed to break away and make the 52-yard touchdown reception.

But the East Carolina offense, specifically Blake, began to click. An interception by Mike Reid halted one drive, but Blake quickly started another, driving the Pirates 32 yards on seven plays. Blake finished the drive himself, scoring on a keeper from two yards out to pull the Pirates to within 10 points of tying the Pack.

ECU's defense stiffened and the Pirates got the ball back on their own 20 with 6:24 to play. Blake led his team on another long scoring drive, connecting with Dion Johnson for a 10-yard touchdown pass. ECU's two-point try was unsuccessful, and the score stood at 34-30 with 4:18 to go. Minutes later, Blake gave his team the lead when he hit Jon Fisher on a 22-yard touchdown pass.

Taking over at the 29, State engineered one last drive. Jordan completed three consecutive passes to Chris Williams as State moved across midfield. After a sack, Jordan passed to Hinton for a 23-yard gain to the ECU 31 with six seconds left. Hartman then attempted a 49-yard field goal to tie the game, but his kick went wide right as the Pirates hung on to win a heartstopper.

SCORING SUMMARY	1	2	3	4	F
NC State	7	7	13	7	34
East Carolina	7	10	0	20	37

- NCSU Downs 2 run (Hartman kick)
- ECU Van Buren 5 pass from Blake (Brenner kick)
- NCSU Harrison 4 pass from Jordan (Hartman kick)
- ECU Brenner 27 FG
- ECU Gallimore 55 pass from Blake (Brenner kick)
- NCSU Hinton 14 pass from Jordan (Hartman kick)
- NCSU Manior 1 run (kick failed)
- NCSU Davenport 52 pass from George (Hartman kick)
- ECU Blake 2 run (Brenner kick)
- ECU Johnson 17 pass from Blake (run failed)
- ECU Fisher 22 pass from Blake (Brenner kick)

Team Statistics:	NCSU	ECU	Team Statistics:	NCSU	ECU
First Downs	20	24	Fumbles-Lost	1-1	4-1
Rushing (Att.-Yds.)	56-186	24-42	Penalties-Yards	5-34	8-45
Comp.-Att.-Int.	16-24-1	31-51-3	Punts-Avg.	8-35.8	4-41.5
Passing Yards	197	378	Possession Time	36:07	23:53
Total Yards	383	420			


Individual Leaders:
RUSHING: NCSU – Barbour 23-90, Downs 10-63, Manior 15-54, Williams 1-(-3), Davenport 1-(-9), Jordan 6-(-9); ECU – Van Buren 11-65, Daniels 2-3, Johnson 1-(-13), Blake 10-(-13).

PASSING: NCSU – Jordan 23-15-1, 145 yards; George 1-1-0, 52 yards; ECU – Blake, 51-31-3, 378 yards.

RECEIVING: NCSU – Davenport 6-118, Williams 4-30, Hinton 2-37, Shaw 2-6, Harrison 1-4, George 1-2; ECU – Fisher 12-144, Johnson 6-56, Gallimore 5-113,

Van Buren 5-30, Driver 2-37, Daniels1-(-2).

ATTENDANCE: 59,322



1990 ALL-AMERICAN BOWL

DECEMBER 28, 1990
NC STATE 31 • SOUTHERN MISS 27
BIRMINGHAM, ALABAMA • LEGION STADIUM

In terms of excitement, the 1990 All American Bowl was second to none during the bowl season. Playing at fabled Legion Stadium in Birmingham, Alabama, NC State claimed its second bowl win in three years by beating Southern Mississippi 31-27.

While the pre-game was dominated by talk of the two highly-touted defenses, the game itself was an offensive shootout. The Pack ruined the coaching debut of Jeff Bower, who took over at Southern Mississippi (8-4) when Curley Hallman left after the regular season to accept the LSU job.

USM took the early lead after all-star quarterback Brett Favre spotted receiver Mark Montgomery in the end zone for a 10-yard touchdown strike, climaxing a 66-yard drive following a Pack punt. The PAT attempt failed.

NC State came right back with a scoring drive, covering 65 yards in seven plays. Quarterback Terry Jordan completed passes of six, 12 and 20 yards on the way to his 10-yard option keeper for the Pack's first score. Kicker Mark Fowble was successful, giving the Pack a 7-6 lead.

Southern Mississippi's Tony Smith fumbled the ensuing kickoff, and the Pack's Gregg Giannamore recovered for the Pack at the USM 25. Seven plays later, freshman Gary Downs went over the top from the two for the touchdown.

The Golden Eagles tied the score with 13:42 to go in the first half when Favre hit Montgomery again for a 13-yard score. Favre whipped a pass to Michael Welch on the two-point conversion to tie it at 14.

Then with 1:56 left in the half, Smith again fumbled, this time trying to make a diving catch of a Wolfpack punt. Giannamore was again in the right place, recovering at the USM 23. The Pack, with the aid of a USM pass interference call, got to the two yard line, but had to settle for a 22-yard Fowble field goal and a 17-14 intermission lead.

Southern Miss retook the lead midway through the third quarter. The Eagles' Pat Wynn blocked a Preston Poag punt and the ball went out of bounds at the NCSU one. On the next play, Smith barreled over.

But State went ahead for good shortly after that. Jordan led the Pack downfield on an 11-play, 68-yard drive, ending in a Jordan to Bobby Jurgens 12-yard scoring strike with 1:02 left in the third. That put the Pack up 24-21.

Behind Favre, who passed for 341 yards on the evening, the Golden Eagles mounted a serious comeback only to be thwarted by two key Wolfpack defensive plays. Reserve linebacker David Merritt picked off a Favre pass with 6:33 to go. On State's first play following the interception fullback Greg Manior dashed 41 yards for a touchdown and a 31-21 State lead.

But the Wolfpack, which had led in the fourth quarter in three of its five losses and been tied in the fourth quarter in another, had to hang on at the end. Favre quickly took USM downfield and Welch got the touchdown on a 5-yard run with 3:09 to play. USM's attempt for two points failed, making it 31-27 in State's favor.

SCORING SUMMARY	1	2	3	4	F
NC State	14	3	7	7	31
S. Miss	6	8	7	6	27

- USM Montgomery 10 pass from Favre (kick failed)
- NCSU Jordan 10 run (Fowble kick)
- NCSU Downs 2 run (Fowble kick)
- USM Montgomery 13 pass from Favre (Favre pass to Welch)
- NCSU Fowble 22 FG
- USM Smith 1 run (Taylor kick)
- NCSU Jurgens 12 pass from Jordan (Fowble kick)
- NCSU Manior 41 run (Fowble kick)
- USM Welch 5 run (pass failed)

Team Statistics:	NCSU	USM	Team Statistics:	NCSU	USM
First Downs	23	19	Fumbles-Lost	2-0	4-2


Rushes-Yards	49-193	24-44	Penalties-Yards	7-67	9-73
Comp.-Att.-Int.	15-25-1	28-39-1	Punting	7-26.0	5-34.6
Passing Yardage	166	341	Possession Time	32:36	27:24

Individual Leaders:
RUSHING: NCSU: Manior 10-71, Downs 9-53. George 4-28, Shaw 7-18, Jordan 16-17; USM: T. Smith 9-35, Welch 2-11, Nelson 1-6.

PASSING: NCSU: Jordan 25-15-1, 166 yards; USM: Favre 39-28-1, 341 yards.

RECEIVING: NCSU: Davenport 5-37, Harrison 2-29, Shaw 2-28, Jurgens 2-27, W. Turner 1-16, George 1-12, Manior 1-10, Byrd 1-7; USM: M. Jackson 4-116, Montgomery 5-85, Pope 7-58, E. Jackson 6-39.

ATTENDANCE: 44,000



1989 COPPER BOWL

DECEMBER 31, 1989
ARIZONA 17 • NC STATE 10
TUCSON, ARIZONA • ARIZONA STADIUM

The inaugural Copper Bowl saw the Arizona Wildcats survive a defensive struggle, with the Cats posting a 17-10 victory at Arizona Stadium.

In the opening quarter, NC State had a pair of scoring opportunities go awry. On NCSU's first possession, the Wolfpack drove to the Arizona 33-yard line, but the march stalled and Damon Hartman's 50-yard field goal attempt was off the mark. Later in the quarter, State's Ray Agnew recovered a Wildcat fumble at the UA 33. The Pack moved inside the 10-yard line, but an Anthony Barbour fumble ended the threat at the four-yard line.

The scoreless tie was finally broken with 2:00 remaining in the period when Arizona quarterback Ronald Veal connected with Olatide Ogunfidityimi on a 37-yard touchdown pass play.

Midway through the second quarter State was once again bitten by a key turnover. The Pack had the ball at the Arizona 17, but Shane Montgomery's third-down pass was intercepted by Scott Geyer, and the Wildcat defender raced 85 yards for a touchdown and 14-0 Arizona lead.

State finally scored following a Wildcat fumble, which Fernandus Vinson recovered at the Arizona 44-yard line. Montgomery used nine plays to move the Pack into the end zone, with the senior signal-caller hitting fullback Todd Varn with a four-yard scoring pass to cap the drive.

Arizona took the ensuing kickoff with just 1:55 remaining in the half, but the Cats made the most of the time. Veal directed his unit downfield with the clock winding down, and Gary Coston booted a 34-yard field goal with 14 seconds left for a 17-7 Arizona halftime advantage.

The 2nd half was dominated by the NCSU defense, with Arizona gaining just 36 yards in the half. However, State was unable to generate enough offense to catch the Cats. The Pack put together an impressive surge in the third quarter, when Montgomery guided the Pack on a 62-yard march that concluded with a 43-yard field goal by Hartman. NCSU would carry the ball into Wildcat territory three more times in the final minutes of the game, but State failed to produce points and Arizona held on for the win.

SCORING SUMMARY	1	2	3	4	F
NC State	0	7	3	0	10
Arizona	7	10	0	0	17


UA Ogunfidityimi 37 pass from Veal (Coston kick)
UA Geyer 85 interception return (Coston kick)
NCSU Varn 4 pass from Montgomery (Hartman kick)
UA Coston 34 FG
NCSU Hartman 43 FG

Team Statistics:	NCSU	UA	Team Statistics:	NCSU	UA
First Downs	23	8	Fumbles-Lost	2-2	3-2
Rushes-Yards	49-83	37-50	Penalties-Yards	6-49	5-47
Comp.-Att.-Int.	21-47-2	5-15-1	Punting	7-37.7	10-41.7
Passing Yardage	222	80	Possession Time	38:06	21:54

Individual Leaders:
RUSHING: NCSU: Barbour 16-41, Shaw 9-26, Varn 7-23; UA: McGill 14-49.
PASSING: NCSU: Montgomery 46-21-1, 222 yards; UA: Veal 15-5-1, 80 yards.

RECEIVING: NCSU: Byrd 6-67, Varn 5-25, Harrison 2-43; UA: McGill 2-23, Ogunfidityimi 1-37.

ATTENDANCE: 37,237



1988 PEACH BOWL

DECEMBER 31, 1988
NC STATE 28 • IOWA 23
ATLANTA, GEORGIA • FULTON COUNTY STADIUM

The Wolfpack exploded for 21 second-quarter points to lift NC State to a 28-23 victory over Iowa during a rain-soaked Peach Bowl at Atlanta's Fulton County Stadium.

The contest was played in a steady rain, which made conditions difficult for both teams. State received the day's first break when Chris Hartsell forced a fumble on the opening kickoff. The Pack's Lee Knight fell on the loose ball, and the NCSU offense took over at the Iowa 13-yard line. Four plays later, quarterback Charles Davenport dove into the end zone from one yard out, and State led 7-0.

Iowa came back to tally a field goal later in the opening period, but the fire-works didn't start until the second quarter. Leading 7-3 at the close of the first period, State began the second quarter with a 75-yard touchdown pass from Shane Montgomery to fleet Danny Peebles. On the ensuing kickoff, Iowa once again fumbled with the Pack recovering on the Hawkeye 27. Five plays later tail-back Tyrone Jackson scored from two yards out, and the Pack advantage was 21-3.

Yet another Iowa turnover helped State to spread its lead further. On the Hawkeyes' second play from scrimmage following the kickoff, Michael Brooks intercepted a Chuck Hartlieb pass at the NCSU 28 yard line.

The Pack then put together a sparkling 72-yard, seven-play march into the Iowa end zone. Davenport and Montgomery split time at quarterback, with Montgomery taking the field on passing downs. Montgomery had the drive's big play, a 23-yard completion to Eugene Peters on a third-and-nine play. The march was capped by Jackson's 30-yard dash around the left side.

Trailing 28-3, the highly-touted Iowa offense finally began to move the football. After an NCSU fumble, Hartlieb and company took over at the State 40 yard line and drove for a touchdown late in the first half.

In the second half, playing conditions continued to deteriorate, and defense took control of the contest. Iowa did manage to close the gap with a pair of touchdowns, including one last gasp with eight seconds remaining. However, State held on to preserve the 1988 Peach Bowl title with a 28-23 triumph.

Following the contest, Montgomery was named the Offensive MVP, while Brooks, who had three interceptions on the day, was tabbed as the Defensive MVP.

SCORING SUMMARY	1	2	3	4	F
Iowa	3	7	7	6	23
NC State	7	21	0	0	28

NCSU Davenport 1 run (Hartman kick)
IOWA Murphy 30 FG
NCSU Peebles 75 pass from Montgomery (Hartman kick)
NCSU Jackson 2 run (Hartman kick)
NCSU Jackson 30 run (Hartman kick)
IOWA Harberts 8 pass from Hartlieb (Murphy kick)
IOWA Harberts 22 pass from Hartlieb (Murphy kick)
IOWA S. Smith 7 pass from Hartlieb (pass failed)


Team Statistics:	IOWA	NCSU	Team Statistics:	IOWA	NCSU
First Downs	21	24	Fumbles-Lost	4-3	8-5
Rushes-Yards	19-19	72-236	Penalties-Yards	4-44	4-40
Comp.-Att.-Int.	30-51-4	11-23-2	Punting	6-36.3	5-36.0
Passing Yardage	428	195			

Individual Leaders:
RUSHING: IOWA: Saunders 6-22, Hudson 3-10; NCSU: Jackson 17-86, Crite 13-53.

PASSING: IOWA: Hartlieb 51-304, 428 yards; NCSU: Montgomery 10-7-1, 152 yards; Davenport 13-4-1, 43 yards.

RECEIVING: IOWA: Cook 8-122, Harberts 6-101; NCSU: Worthen 3-27, Peebles 2-91, Peters 2-42

Attendance: 44,635



1986 PEACH BOWL

DECEMBER 31, 1986
VIRGINIA TECH 25 • NC STATE 24
ATLANTA, GEORGIA • FULTON COUNTY STADIUM

After a season of thrilling finishes, the Wolfpack came out on the wrong end of an exciting contest at the 1986 New Peach Bowl when Virginia Tech's Chris Kinzer hit a 40-yard field goal as time ran out, giving the Hokies a 25-24 victory over NCSU.

Tech took an early lead after tailback Maurice Williams broke off a 77-yard run to the Wolfpack two-yard line on the Hokies' first offensive play. Two plays later, Eddie Hunter went over from the one and Tech led 7-0. The next big play was made by the Red & White, as Derrick Taylor blocked a punt and senior defensive end Brian Bulluck fell on the loose ball in the end zone to knot the score at 7-7.

Following a field goal by Kinzer, State took the lead for the first time with an impressive 50-yard, nine-play drive for a touchdown. The score came on a nifty 25-yard pass play from Erik Kramer to Nasrallah Worthen.

After the ensuing kickoff, Taylor made another big play, intercepting a Hokie aerial at the Tech 46-yard line. It then took Kramer just six plays to move State in for another seven points. The drive was capped with a five-yard flip from Kramer to tight end Ralph Britt, and Mike Cofer's extra point made it 21-10 at the half.

Tech struck first in the second half, with the Hokies driving 72 yards in 15 plays. However, Tech's two-point conversion attempt failed and it was 21-16 at the close of the third period.

The Hokies regained the lead early in the fourth stanza, when Erik Chapman connected with tight end Steve Johnson on a six-yard touchdown toss. Coach Bill Dooley elected to attempt another two-point conversion, but the Pack stopped the play once again.

Now trailing 22-21, Kramer put the Wolfpack offense back in gear. State pushed the ball deep into Tech territory, where Cofer nailed a 33-yard field goal to give NCSU a 24-22 edge with 7:12 remaining.

The two foes exchanged punts, leaving the Hokies with the ball on their own 20-yard line with just 1:53 left on the clock. From here, Tech drove 57 yards to set up Kinzer's heroics as time ran out on the Pack.

Although NCSU was on the short end of the score, Kramer was named the Most Outstanding Offensive Player, and Taylor earned the defensive honor.

SCORING SUMMARY	1	2	3	4	F
Virginia Tech	10	0	6	9	25
NC State	7	14	0	3	24

VT Hunter 1 run (Kinzer kick)
NCSU Bulluck recovers blocked punt in end zone (Cofer kick)
VT Kinzer 46 field goal
NCSU Worthen 25 pass from Kramer (Cofer kick)
NCSU Britt 5 pass from Kramer (Cofer kick)
VT Williams 1 run (pass failed)
VT Johnson 6 pass from Chapman (run failed)
NCSU Cofer 33 field goal
VT Kinzer 40 field goal

Team Statistics:	VT	NCSU	Team Statistics:	VT	NCSU
First Downs	29	16	Fumbles-Lost	1-1	2-2
Rushes-Yards	60-287	37-132	Penalties-Yards	5-51	3-25
Comp.-Att.-Int.	20-30-2	12-19-0	Punting	2-34.0	5-42.8
Passing Yardage	200	155			

Individual Leaders:
RUSHING: VT: Hunter 22-113, Williams 16-129; NCSU: Crite 14-101, Crumpler 9-21.

PASSING: VT: Chapman 20-30-2, 200 yards; NCSU: Kramer 12-19-0, 155 yards.

RECEIVING: VT: S. Johnson 6-54, Williams 4-39, Snell 4-37; NCSU: Worthen 5-70, Jeffires 3-44.

Attendance: 53,668



1978 TANGERINE BOWL

DECEMBER 23, 1978
NC STATE 30 • PITTSBURGH 17
ORLANDO, FLORIDA • ORLANDO STADIUM

Ted Brown closed out his fabulous collegiate career with an outstanding game as the Wolfpack swept past 16th-ranked Pittsburgh, 30-17, in the 1978 Tangerine Bowl.

Brown, who was the Most Valuable Offensive Player, carried the ball 28 times for 126 yards, including a one-yard plunge for State's first score.

Following Brown's touchdown, the Pack took a 10-0 lead when kicker Nathan Ritter nailed a 51-yard field goal to establish a Tangerine Bowl record.

On the Pack's next possession, reserve quarterback John Isley, who was giving starter Scott Smith a breather, connected with flanker Lee Jukes on a 55-yard scoring bomb. The touchdown gave State a 17-0 advantage, and Coach Bo Rein's club was well on its way to its second bowl win in as many years. In the second half, Ritter added two more field goals of 29 yards and 23 yards.

State's final points came on a 66-yard interception return by safety Mike Nall.

The Pack's tough defense shut down Pitt's highly-regarded offense, keeping the Panthers out of the end zone until the fourth quarter. The NCSU secondary had an excellent game, picking off four Pitt passes.

SCORING SUMMARY	1	2	3	4	F
NC State	7	10	3	10	30
Pittsburgh	0	0	3	14	17

NCSU Brown 1 run (Ritter kick)
NCSU FG Ritter 51
NCSU Ray 55 pass from Isley (Ritter kick)
UP FG Schubert 37
NCSU FG Ritter 29
NCSU FG Ritter 23
UP Jacobs 1 run (Schubert kick)
NCSU Nall 66 pass interception (Ritter kick)
UP Carter 1 run (Schubert kick)


Team Statistics:	NCSU	UP	Team Statistics:	NCSU	UP
Rushes-Yards	60-207	34-110	Fumbles-Lost	3-2	2-0
Comp.-Att.-Int.	6-9-0	32-48-4	Penalties-Yards	8-60	7-70
Passing Yards	103	268	Punting	5-36	6-41
Return Yards	108	0			

Individual Leaders:
RUSHING: NCSU: Brown 28-126, Vickers 12-50; Pitt: Jacobs 12-61, G. Jones 1-20.

PASSING: NCSU: Smith 5-6-0, 52; Isley 1-2-0, 55; Pitt: Trocano 27-38-3, 182; Delaney 5-10-1, Hall 1-12.

RECEIVING: NCSU: Jukes 3-90, Dawson 1-13, Hall 1-12; Pitt: Collier 4-86, Gansted 4-45, Jacobs 3-25.

ATTENDANCE: 31,356



1977 PEACH BOWL

DECEMBER 31, 1977
NC STATE 24 • IOWA STATE 14
ATLANTA, GEORGIA • FULTON COUNTY STADIUM

The Wolfpack broke out to a strong lead and then cruised to a 24-14 Peach Bowl victory over Iowa State. Quarterback Johnny Evans' passing and running allowed the Pack to jump to a 21-0 lead in the first half. State began the game by taking the opening kickoff and driving the ball inside the Cyclones' one yard line. However, on a fourth-down play Evans bobbled the snap and the Pack lost possession.

The next time State got the ball, Evans dispensed with the long drive attack. The

Pack took the ball on its own 23, where Evans hit split end Randy Hall with a pass, and Hall outraced the defenders for a 77-yard touchdown play.

Coach Bo Rein's club got two more first-half touchdowns, both following long drives. The first was a 10-play, 64-yard march that ended with Evans passing to Ted Brown for five yards and a touchdown.

The second drive was a 75-yard masterpiece that included eight plays. Evans broke off a 32-yard run to make the score 21-0 at the half.

Iowa State did score a pair of touchdowns in the second half to close the margin. The two touchdowns were separated by Jay Sherrill's 42-yard field goal, which set a Peach Bowl record.

Evans had a brilliant day, rushing for 62 yards on 11 carries and hitting on 12 of 21 passes for 202 yards. The true triple-threat player also punted six times with an average of 45 yards per kick. Evans received the Most Valuable Offensive Player honors while State's Richard Carter took the defensive award.

SCORING SUMMARY	1	2	3	4	F
Iowa State	0	0	0	14	14
NC State	7	14	0	3	24

- NCSU Hall 77 pass from Evans (Sherrill kick)
- NCSU Brown 5 pass from Evans (Sherrill kick)
- NCSU Evans 32 run (Sherrill kick)
- ISU Quinn 1 run (Kollman kick)
- NCSU FG Sherrill 42
- ISU Meckstroth 10 pass from Quinn (Kollman kick)

Team Statistics:	ISU	NCSU	Team Statistics:	ISU	NCSU
First Downs	27	20	Fumbles-Lost	4-3	1-0
Rushes-Yards	50-178	43-172	Penalties-Yards	6-64	11-103
Comp.-Att.-Int.	19-32-2	14-23-0	Punting	4-43	6-45
Passing Yards	227	249			

Individual Leaders:
RUSHING: ISU: Green 29-172, Cummins 4-21, Curry 2-4; NCSU: Brown 25-114, Evans 11-62.
PASSING: ISU: Rubley 10-12-0, 133; Quinn 9-20-2, 94; NCSU: Evans 12-21-0, 202; Brown 2-2-0, 47.
RECEIVING: ISU: Cerrato 3-64, Green 5-33, Hixon 3-45, Hardee 3-35, Solomon 3-38; NCSU: Brown 7-65, Marshall 3-75.

ATTENDANCE: 37,733



1975 PEACH BOWL

DECEMBER 31, 1975
WEST VIRGINIA 13 • NC STATE 10
ATLANTA, GEORGIA • FULTON COUNTY STADIUM

After a season full of amazing comebacks, the Wolfpack fell short in the 1975 Peach Bowl and lost to West Virginia, 13-10. The Wolfpack, competing in its fourth consecutive post-season contest, jumped out to a 10-0 lead. On its first possession, State rolled 73 yards for a touchdown, with Rickey Adams tallying on a one-yard run.

The Pack's next score followed a 54-yard dash by Ted Brown, who was finally pulled down at the West Virginia 26. The Wolfpack moved the ball inside the 10, but was forced to settle for a 21-yard field goal by Jay Sherrill with 53 seconds remaining in the half.

Trailing 10-0, the Mountaineers turned the tide with a quick score prior to intermission. WVU capped the drive with a 39-yard pass from Dan Kendra to Arthur Owens, making the score 10-6 at the half.

The Mountaineers scored the game's final points on a freak play. Kendra fired a pass over the middle, and two State players tipped the ball before it landed in the hands of WVU's Scott MacDonald, who juggled the ball and then completed the 50-yard scoring play.

The Wolfpack did make one final charge in Atlanta. Quarterback Dave Buckey took over on his own 11 yard line with 3:49 remaining. Coach Lou Holtz's Pack worked its way to the West Virginia 33 when a pair of plays doomed the Wolfpack. Buckey was sacked for a nine-yard loss, and on the following play State was called for illegal procedure.

The victory was sweet indeed for WVU coach Bobby Bowden. In the 1972 Peach Bowl, State had ripped Bowden's Mountaineers 49-13.

The loss overshadowed a fine performance by State's Ted Brown, who gained 159 yards on 21 carries and also caught two passes for 19 yards.

SCORING SUMMARY	1	2	3	4	F
NC State	7	3	0	0	10
West Virginia	7	6	0	7	13

- NCSU Adams 1 run (Sherrill kick)
- NCSU FG Sherrill 21
- WVU Owens 39 pass from Kendra (kick failed)
- WVU MacDonald 50 pass from Kendra (McKenzie kick)

Team Statistics:	WVU	NCSU	Team Statistics:	WVU	NCSU
First Downs	20	23	Fumbles-Lost	1-1	1-1
Rushes-Yards	47-210	46-223	Penalties-Yards	8-80	7-59
Comp.-Att.-Int.	11-25-1	12-29-0	Punting	8-42	6-40
Passing Yards	103	202			

Individual Leaders:
RUSHING: WVU: Owens 19-96, Lee 15-76, Kendra 4-30; NCSU: Brown 21-159, Adams 11-46, Wade 4-8.
PASSING: WVU: Kendra 12-28-0, 202; Williams 0-0-1, 0; NCSU: Buckey 11-23-1, 103; Evans 0-1-0, 0.
RECEIVING: WVU: MacDonald 5-110, Owens 3-61, Bowden 2-20; NCSU: Buckey 5-64, Brown 2-19, Hovance 1-15.

ATTENDANCE: 45,134



1974 ASTRO-BLUEBONNET BOWL

DECEMBER 23, 1974
NC STATE 31 • HOUSTON 31
HOUSTON, TEXAS • ASTRODOME

A furious rally in the waning moments allowed the 10th-ranked Wolfpack to gain a 31-31 tie with Houston at the 1974 Astro-Bluebonnet Bowl. Trailing 31-17 with 3:38 to play, Coach Lou Holtz's squad scored a pair of touchdowns and a two-point conversion in the next 1:11.

State trimmed the lead to 31-23 with a 70-yard, seven-play drive that culminated in a nine-yard run by Tommy London. However, the two-point conversion attempt failed and the margin remained at eight points.

The Wolfpack's Louis Alcamo then recovered the ensuing onsides kick at the Houston 47 and the NCSU offense was back on the attack. In five quick plays quarterback Dave Buckey led the Pack down the field and into the end zone. Buckey completed the drive on his own, sneaking over from the one. State tied the score on Stan Fritts' two-point conversion.

The contest was a see-saw affair through much of the game. John Huff gave the Pack an early lead with a 37-yard field goal, but Houston came right back with a 21-yarder to knot the count at three.

State scored the game's first touchdown after it took over on its own 30 following a blocked field goal. Buckey led an impressive march and executed a perfect option pitch to Roland Hooks for an 11-yard touchdown run.

Houston scored to tie it 10-10, but the Pack responded with a 75-yard, nine-play drive that ate up over five minutes of playing time. Buckey capped the drive with a seven-yard flip to Fritts, and the score was 17-10.

The Houston offense took over, scoring three consecutive touchdowns to give the Cougars a 31-17 advantage, and set up the frantic finish.

SCORING SUMMARY	1	2	3	4	F
NC State	3	7	7	14	31
Houston	0	3	7	21	31

- NCSU FG Huff 37
- UH FG Coplin 21
- NCSU Hooks 11 run (Huff kick)
- UH Housman 1 run (Coplin kick)
- NCSU Fritts 7 pass from Dave Buckey (Huff kick)
- UH Johnson 10 run (Coplin kick)
- UH Foster 73 pass from McCallion (Coplin kick)

- UH Housman 5 run (Coplin kick)
- NCSU London 9 run (pass failed)
- NCSU Dave Buckey 1 run (Fritts run)

Team Statistics:	NCSU	UH	Team Statistics:	NCSU	UH
First Downs	20	25	Fumbles-Lost	5-1	5-3
Rushes-Yards	41-154	69-345	Penalties-Yards	1-15	3-35
Comp.-Att.-Int.	18-30-2	8-14-2	Punting	6-36	2-45
Passing Yards	200	179			

Individual Leaders:
RUSHING: NCSU: Fritts 16-89, Hooks 8-29; Houston: Housman 21-13, McGraw 10-62, Johnson 12-54, McGallion 17-44.

PASSING: NCSU: Dave Buckey 18-28-2, 200; Fritts 0-2-0, 0; Houston: McGallion 8-14-2, 179.

RECEIVING: NCSU: Fritts 3-33, Hovance 3-78, Gargano 3-23; Houston: Bass 4-92, Foster 1-73.

ATTENDANCE: 35,122.



1973 LIBERTY BOWL

DECEMBER 17, 1973
NC STATE 31 • KANSAS 18
MEMPHIS, TENNESSEE • MEMPHIS MEMORIAL STADIUM

The tough Wolfpack ground game outscored the flashy Kansas passing attack as NC State rolled to a 31-18 Liberty Bowl victory.

The Pack surge was led by fullback Stan Fritts, who scored a pair of touchdowns and was named the game's Most Valuable Player. Fritts smashed the Jayhawk line for 83 yards on 18 carries as Coach Lou Holtz's squad won a bowl trophy for the second straight season.

Fritts opened the scoring on a two-yard run and gave the Wolfpack the lead for good at 17-10 with an eight-yard burst in the third quarter.

"We honestly believed we could run against them," said Fritts. "We felt all season long we could run against anybody."

State sealed the victory when reserve fullback Charley Young scored from 12 yards out following an 80-yard, 19-play drive in the fourth period. The drive included only one pass, and Young's touchdown run was the longest play.

Freshman defensive tackle Jim Henderson capped the scoring with a 31-yard interception return for a touchdown with 4:03 remaining in the game.

The Wolfpack victory came in spite of an outstanding performance by Kansas' All-America quarterback Dave Jaynes, who hit on 24 of 38 passes for 218 yards and one touchdown.

SCORING SUMMARY	1	2	3	4	F
Kansas	0	10	0	8	18
NC State	7	3	7	14	31

- NCSU Fritts 2 run (Sewell kick)
- KU Miller 12 pass from Jaynes (Love kick)
- NCSU FG Sewell 33
- NCSU Frltts 8 run (Sewell kick)
- NCSU Young 12 run (Sewell kick)
- NCSU Henderson 31 interception return (Sewell kick)
- KU Miller 12 run (Jaynes pass to Adams)

Team Statistics:	KU	NCSU	Team Statistics:	KU	NCSU
First Downs	24	17	Fumbles-Lost	2-1	2-0
Rushes-Yards	31-130	56-188	Penalties-Yards	4-37	4-35
Comp.-Att.-Int.	24-33-2	7-14-1	Punting	4-37	5-38
Passing Yards	218	86			

Individual Leaders:
RUSHING: KU: Miller 15-104, Williams 10-26; NCSU: Fritts 18-83, Young 12-55.

RECEIVING: KU: Adams 8-73, Williams 4-31; NCSU: Gargano 4-48.

PASSING: KU: Jaynes 24-36-2, 218; NCSU: Shaw 5-8-1, 71.

ATTENDANCE: : 50,010



1972 PEACH BOWL

DECEMBER 29, 1972
NC STATE 49 • WEST VIRGINIA 13
ATLANTA, GEORGIA • FULTON COUNTY STADIUM

Freshman quarterback Dave Buckey, a surprise starter, led the Wolfpack to a 49-13 Peach Bowl victory over West Virginia. Buckey was forced into a starting role when first-string quarterback Bruce Shaw broke his arm in practice. Buckey responded by hitting on eight of 13 passes for 139 yards and two touchdowns, and he also scored a rushing touchdown.

The young quarterback's first scoring strike came in the opening period, with Coach Lou Holtz's Wolfpack trailing 6-0. Buckey connected with his twin brother, Don, on a 37-yard scoring play. It was Don's first touchdown reception, and only the second passing touchdown of Dave's collegiate career.

West Virginia came back with another touchdown late in the first period to take a 13-7 lead, but then the Mountaineers were hit by a Wolfpack avalanche.

Fullback Stan Fritts launched the rout with a four-yard touchdown run late in the second period. The score, which was the first of three touchdowns on the night for Fritts, gave State a 14-13 edge at halftime.

The Wolfpack came out quickly in the second half, scoring 21 third-quarter points to wrap up the contest. Dave Buckey got the first touchdown on a two-yard run, and Fritts followed with scoring carries of one and four yards.

Buckey tacked on his second touchdown pass when he found Pat Hovance in the end zone from 14 yards out early in the final period.

The scoring was completed when senior quarterback Gary Clements came off the bench to guide the Pack through a 94-yard, 11-play touchdown drive. The big play was a 62-yard run by Charlie Young. Willie Burden carried the ball the final seven yards for the touchdown.

For the game, State rushed 61 times for 337 yards, while limiting WVU to 91 yards on 37 attempts. Leading the way for the Pack was the swift Burden, who gained 116 yards on 20 carries.


SCORING SUMMARY	1	2	3	4	F
W. Virginia	13	0	0	0	13
NC State	7	7	21	14	49

- WVU FG Nester 27
- WVU FG Nester 39
- NCSU Don Buckey 37 pass from Dave Buckey (Sewell kick)
- WVU Buggs 4 pass from Galiffa (Nester kick)
- NCSU Fritts 4 run (Sewell kick)
- NCSU Dave Buckey 2 run (Sewell kick)
- NCSU Fritts 1 run (Sewell kick)
- NCSU Fritts 4 run (Sewell kick)
- NCSU Hovance 14 pass from Dave Buckey (Sewell kick)
- NCSU Burden 7 run (Sewell kick)

Team Statistics:	WVU	NCSU	Team Statistics:	WVU	NCSU
First Downs	15	27	Fumbles-Lost	2-2	1-1
Rushes-Yards	37-91	61-337	Penalties-Yards	6-61	2-10
Comp.-Att.-Int.	16-34-0	11-21-2	Punting	5-33.2	2-34.5
Passing Yards	134	198			

Individual Leaders:
RUSHING: WVU: Marbury 13-69, Lee 11-42; NCSU: Burden 20-116. Young 10-90, Fritts 15-53.
PASSING: WVU: Galiffa 16-32-0, 184; NCSU: Dave Buckey 8-13-1, 139.
RECEIVING: WVU: Buggs 2-51, Stephens 2-32; NCSU: Don Buckey 4-70, Kenney 3-52.

ATTENDANCE: 52,671



1967 LIBERTY BOWL
DECEMBER 16, 1967
NC STATE 14 • GEORGIA 7
MEMPHIS, TENNESSEE • MEMPHIS MEMORIAL STADIUM

Coach Earle Edwards' Pack scored the winning touchdown in the fourth period when Tony Barchuk plunged over from the one to climax a 73-yard drive.

Barchuk's touchdown broke a tie that was created when the two teams traded touchdowns during a five minute span in the second period.

However, the excitement was not over once the scoring had been completed. Georgia took the ball on its own one yard line following Barchuk's dive, and stormed 98 yards to the Wolfpack one. At that point the Pack stiffened, and State's Bill Morrow made the big play when he tackled Kent Lawrence at the one on a fourth-and-goal play.

Even after Morrow's stop, the Bulldogs weren't finished. State's offense couldn't move the ball and was forced to punt. Georgia blocked the punt and the Bulldogs took over on the NCSU nine.

The State defense was once again on the firing line, and the Wolfpack responded for a second time. Four straight Georgia passes fell incomplete and the Pack had its first bowl victory.

NC State's first touchdown came on a six-yard pass from quarterback Jim Donnan to end Harry Martell.

On the ensuing kickoff, Lawrence returned the ball 42 yards, and the Bulldogs were rolling. Quarterback Kirby Moore completed three straight passes, and Georgia eventually tied the score on fullback Ron Jenkins' one-yard plunge.

A sparkling performance was turned in by State punter Gary Yount, who set a Liberty Bowl record with a 41.6 yard average on six kicks. Martell also finished with a new bowl record of seven receptions.

SCORING SUMMARY	1	2	3	4	F
Georgia	0	7	0	0	7
NC State	0	7	0	7	14

NCSU Martell 6 pass from Donnan (Warren kick)
UGA Jenkins 1 run (McCullough kick)
NCSU Barchuk 1 run (Warren kick)

Team Statistics:	NCSU	UGA	Team Statistics:	NCSU	UGA
First Downs	14	14	Fumbles-Lost	2-1	2-0
Rushes-Yards	36-79	53-140	Penalties-Yards	3-45	6-67
Comp.-Att.-Int.	17-25-1	11-23-1	Punting	6-41.6	5-35.6
Passing Yards	128	136			

Individual Leaders:
RUSHING: NCSU: Bowers 10-35, Barchuk 13-20, Mason 3-17, Donnan 6-7; UGa: Jenkins 16-33, Moore 16-31, Lawrence 18-17.

PASSING: NCSU: Donnan 16-24-161; Klebe 1-1-7; UGa: Moore 10-22-124; Lawrence 1-1-12.

RECEIVING: NCSU: Martell 7-69, Donaldson 6-36, Hall 3-14, Barchuk 1-9; UGa: Hughes 6-86, B.Johnson 2-18, King 1-14, Payne 1-12, Jenkins 1-6.

ATTENDANCE: 35,045



1963 LIBERTY BOWL
DECEMBER 21, 1963
MISSISSIPPI STATE 16 • NC STATE 12
PHILADELPHIA, PENNSYLVANIA • PHILADELPHIA STADIUM

A fierce Wolfpack rally fell short as State dropped a 16-12 decision to Mississippi State during a frigid Liberty Bowl clash. Mississippi State jumped out to an early lead with 13 first-quarter points as the players battled 19-degree temperatures plus a 17 mile-per-hour wind.

The Bulldogs' first touchdown came on an 11-yard return of a blocked punt. On its next possession, MSU took advantage of a short punt and quickly increased its lead to 13-0. The Bulldogs once again widened the margin early in the second period with an impressive 43-yard field goal into the wind.

Coach Earle Edwards' Wolfpack, now trailing 16-0, began to work its way back into the contest. State put together a strong drive just prior to halftime, and when quarterback Jim Rossi went into the end zone from one yard out it was 16-6 at intermission.

The Pack dominated play in the second half, but a stubborn Bulldog defense and the brutal weather conditions thwarted a number of NCSU drives.

Finally, with only 2:28 remaining on the clock, State managed to cut the lead to 16-12 when Rossi hit Ray Barlow with a five-yard touchdown toss.

However, after the Wolfpack's two-point conversion failed, Mississippi State was able to control the ball for the remainder of the game.

Rossi paced the Pack on the day, rushing 18 times for 67 yards and passing for another 58 yards. His efforts earned the senior signal-caller the honor of Game's Outstanding Back.

SCORING SUMMARY	1	2	3	4	F
Miss. State	13	3	0	0	16
NC State	0	6	0	6	12

MSU Inman 11 blocked punt return (Canale kick)
MSU Fisher 3 run (kick failed)
MSU FG Canale 43
NCSU Rossi 1 run (run failed)
NCSU Barlow 5 pass from Rossi (pass failed)

Team Statistics:	MSU	NCSU	Team Statistics:	MSU	NCSU
First Downs	16	15	Fumbles-Lost	1	2
Rushing Yardage	275	176	Penalty Yards	122	25
Cmp-Att-TD	3-6-0	5-12-1			
Passing Yardage	28	58			

Individual Leaders:
RUSHING: MSU: Granger 13-94, Fisher 16-81, Burrell 10-69; NCSU: Rossi 18-67, Falzarano 12-42, Scarpati 7-22.

PASSING: MSU: Fisher 2-5-0, 10; Edwards 1-1-0, 18; NCSU: Rossi 5-12-1, 58.

RECEIVING: MSU: Bland 2-17, Inman 1-11; NCSU: Barlow 3-30, Scarpati 1-5, Clark 1-23.

ATTENDANCE: 8,309

1947 GATOR BOWL
JANUARY 1, 1947
OKLAHOMA 34 • NC STATE 13
JACKSONVILLE, FLORIDA • MUNICIPAL STADIUM

The Wolfpack's first bowl experience was not a pleasant one, as a powerful Oklahoma squad rolled to a 34-13 Gator Bowl victory over State.

The Sooners broke out to an early lead when they scored in the first two minutes of the contest. However, the Pack charged back to tie the score on a 58-yard pass from Howard Turner to Al Phillips.

The two teams were tied 7-7 at the close of the first period, but Oklahoma reeled off 20 unanswered points in the second quarter to end the Pack's hopes.

State did come out of the locker room after halftime with an impressive drive. Coach Beattie Feathers' squad took the ball on a time-consuming, 67-yard march that ended with an eight-yard touchdown run by Les Palmer.

The NC State touchdown brought the Pack to within 27-13, but State could get no closer. Oklahoma, led by the versatile Charlie Sarratt, scored again in the final period to give the Sooners a 34-13 triumph.

Team Statistics:	OU	NCSU	Team Statistics:	OU	NCSU
First Downs	12	13	Fumbles-Lost	4-3	2-1
Rushing Yards	195	136	Penalties-Yards	7-35	3-13
Comp.-Att.-Int.	3-9-2	7-18-3	Punting	5-31.0	4-36.0
Passing Yardage	75	103			

WOLFPACK BOWL MVPs

2014 Bitcoin St. Petersburg	Jacoby Brissett, QB	1988 Peach Bowl	S. Montgomery, QB (Off)
2011 Belk	Mike Glennon, QB		Michael Brooks, DB (Def)
2010 Champs Sports	Russell Wilson, QB	1986 Peach Bowl	Erik Kramer, QB (Off)
2005 Meineke Car Care	Stephen Tulloch, LB		Derrick Taylor, DB (Def)
2003 Mazda Tangerine	Philip Rivers, QB	1978 Tangerine Bowl	Ted Brown, RB
2002 Toyota Gator	Philip Rivers, QB	1977 Peach Bowl	Johnny Evans, QB (Off)
2001 Tangerine	Philip Rivers, QB (Off)		Richard Carter, DB (Def)
	Terrance Martin, DT (Def)	1973 Liberty Bowl	Stan Fritts, FB
	Dan. Burnette, LB (Def)	1972 Peach Bowl	Dave Buckey, QB (Off)
2000 MicronPC.com	Philip Rivers, QB		George Bell, DT (Def)
1995 Peach Bowl	Tre. Stephens, RB (Off)	1967 Liberty Bowl	Jim Donnan, QB (Off)
	Damien Covington, LB (Def)		Mark Capuano, DE (Def)
	S. Montgomery, QB	1963 Liberty Bowl	Jim Rossi, QB

THE LAST TIME IT HAPPENED ...

A PLAYER RUSHED FOR 100+ YARDS:
STATE: **Matt Dayes** (26-104) vs. UNC, 11/25/16
OPP: M. Walton (19-120-3), Miami, 11/19/16

A PLAYER RUSHED FOR 200+ YARDS:
STATE: **Matt Dayes** (16-205-2) vs. Wake Forest, 10/24/15
OPP: Elijah Hood (21-220-2), UNC, 11/28/15

A PLAYER HAD A 75-YARD RUSH:
STATE: **Matt Dayes** (85) at Wake Forest, 10/24/15
OPP: Kevin Smith (80), Central Florida, 9/1/07

A PLAYER HAD 30 CARRIES:
STATE: Brandon Mitchell (30-72) vs. Maryland, 11/30/13
OPP: Wayne Gallman (31-172), Clemson, 10/31/15

TWO BACKS OVER 100 RUSHING YARDS, SAME GAME:
STATE: **Matt Dayes** (8-104), Shad.Thornton (12-111) at USA, 9/26/15
OPP: Hood (21-220-2), Logan (6-100-2), UNC, 11/28/15

A PLAYER SCORED TWO RUSHING TOUCHDOWNS:
STATE: **Matt Dayes** (2) vs. UNC, 11/25/16
OPP: M. Walton (3), Miami, 11/19/16

A PLAYER SCORED THREE OR MORE RUSHING TOUCHDOWNS:
STATE: **Matt Dayes** (3) vs. Syracuse, 11/12/16
OPP: M. Walton (3), Miami, 11/19/16

A QUARTERBACK RUSHED FOR 100+ YARDS:
STATE: Jacoby Brisset (128) vs. UNC, 11/28/15
OPP: L. Jackson (19-121-1), Louisville, 10/3/15

100 YARDS RUSHING, 100 YARDS PASSING, BY SAME PLAYER:
STATE: Jacoby Brissett (128 rush, 206 pass) vs. UNC, 11/28/15
OPP: L. Jackson (121 rushing, 103 passing), Louisville, 10/3/15

A PLAYER PASSED FOR 300+ YARDS :
STATE: **Ryan Finley** (340) vs. Syracuse, 11/12/16
OPP: D. Fracois (330), Florida State, 11/5/16

A PLAYER PASSED FOR 400+ YARDS :
STATE: Mike Glennon (493) vs. Clemson, 11/17/12
OPP: Tajh Boyd (426), Clemson, 11/17/12

A PLAYER PASSED FOR 500+ YARDS:
STATE: Shane Montgomery (535), at Duke, 11/11/89
OPP: Stephen Morris (566), Miami, 9/29/12

A PLAYER PASSED FOR FOUR OR MORE TOUCHDOWNS:
STATE: Brandon Mitchell (4) vs. East Carolina, 11/23/13
OPP: Dak Prescott (4), Mississippi St., 12/30/15

A PLAYER THREW A 50+ YARD TOUCHDOWN:
STATE: **Jaylen Samuels to Steph Louis (59)** vs. UNC, 11/25/16
OPP: Mahoney to Etta-Tawo (81), Syracuse, 11/12/16

A PLAYER THREW FOR A 50+ YARD NON-TOUCHDOWN:
STATE: **Ryan Finley to Stephen Louis** (53) vs. UNC, 11/25/16
OPP: B. Kaaya to S. Coley (51) Miami, 11/19/16

A PLAYER HAD 30 COMPLETIONS:
STATE: Jacoby Brissett (32) vs. Florida State, 9/27/14
OPP: Deshaun Watson (39), Clemson, 10/15/16

A PLAYER HAD 40 PASSING ATTEMPTS:
STATE: **Ryan Finley** (44), vs. Miami, 11/19/16
OPP: Dehaun Watson (52), Clemson, 10/15/16

A PLAYER HAD 60 PASSING ATTEMPTS:
STATE: Russell Wilson (60) vs. Maryland, 11/27/10
OPP: B.J. Symons (63), Texas Tech, 9/20/03

A PLAYER HAD 350+ YARDS OF TOTAL OFFENSE:
STATE: Jacoby Brissett (397 yards: 359 pass, 38 rush) vs. FSU, 9/27/14
OPP: Lamar Jackson (431 yards, 355 pass, 76 rush), Louisville, 10/22/16

A PLAYER HAD 100+ YARDS RECEIVING:
STATE: **Stephen Louis** (4-124) vs. UNC, 11/25/16
OPP: Ryan Switzer (13-171) UNC, 11/25/16

A PLAYER HAD 150+ YARDS RECEIVING:
STATE: Tobais Palmer (7-219-3) vs. Clemson, 11/17/12
OPP: Ryan Switzer (13-171) UNC, 12/25/16

A PLAYER HAD 200+ YARDS RECEIVING:
STATE: Tobais Palmer (7-219-3) vs. Clemson, 11/17/12
OPP: Torrey Smith (14-224-4), Maryland, 11/27/10

A PLAYER HAD A 50+YARD RECEPTION:
STATE: **Stephen Louis (59, 53)** vs. UNC, 11/25/16
OPP: S. Coley (51), Miami, 11/19/16

TWO PLAYERS OVER 100 RECEIVING YARDS, SAME GAME:
STATE: Tobais Palmer (7-219-3), Mario Carter (7-105-1) vs. Clem., 11/17/12
OPP: R. Greene (11-125), J. Wilson (6-109), Florida State, 9/27/14

A PLAYER SCORED THREE OR MORE RECEIVING TOUCHDOWNS:
STATE: Tobais Palmer (3) vs. Clemson, 11/17/12
OPP: Torrey Smith (4), Maryland, 11/27/10

A PLAYER HAD 10 RECEPTIONS IN A GAME:
STATE: Nyheim Hines (11) vs. Florida State, 11/5/16
OPP: Ryan Switzer (13-171), UNC, 11/25/16

A PLAYER SCORED A TOUCHDOWN ON HIS FIRST CAREER REC:
STATE: **Pharoah McKeever** vs. Mississippi St, 12/30/15

AN OFFENSIVE LINEMAN SCORED A TOUCHDOWN:
STATE: Derek Green recovered a Wolfpack fumble at Fla. St., 11/10/01

A PLAYER SCORED A TWO-POINT CONVERSION:
STATE: **Bra’Lon Cherry** from Jacoby Brissett, UNC, 11/28/15
OPP: T. Sweeney from P. Towles, BC, 10/29/16

A PLAYER SCORED 20 OR MORE POINTS IN A GAME:
STATE: T.A. McLendon (30) at Texas Tech, 9/21/02
OPP: Torrey Smith (24), Maryland, 11/27/10

A PLAYER KICKED FOUR FIELD GOALS IN A GAME:
STATE: Niklas Sade (4), vs. UNC, 11/2/13
OPP: B. Creque (4), Louisville, 10/222/16

A PLAYER KICKED A 50-YARD FIELD GOAL:
STATE: Niklas Sade (50) vs. Miami, 9/29/12
OPP: Travis Baltz (52), Maryland, 11/27/10

A PLAYER KICKED A GAME-WINNING FIELD GOAL (REGULATION):
STATE: Niklas Sade (48 yards, 33 seconds) vs. Richmond, 9/7/13
OPP: Obi Egekeze (20 yards, 6 seconds), Maryland, 10/25/08

A PLAYER KICKED A GAME-WINNING FIELD GOAL (OVERTIME):
STATE: Steven Hauschka (42 yards, 1st Overtime) at Miami, 11/3/07
OPP: N/A

A PLAYER POSTED A 50-YARD PUNT AVERAGE IN A GAME (3 punt min):
STATE: **A.J. Cole** (54.5) vs. Wake Forest, 10/1/16
OPP: Pat O'Donnell (59.7 yards), Cincinnati, 9/22/11

A PLAYER KICKED 70-YARD PUNT:
STATE: **A.J. Cole**, III (72 yards) vs. Wake Forest, 10/1/16
OPP: Pat O'Donnell (76 yards), Cincinnati, 9/22/11

A PLAYER HAD 100+ YARDS IN KICKOFF RETURNS:
STATE: **Nyheim Hines** (8-189) vs. Louisville., 10/22/16
OPP: Justus Pickett (139), Maryland, 11/26/11

A KICKOFF WAS RETURNED FOR A TOUCHDOWN:
STATE: **Nyheim Hines** (100 yards), vs. Clemson, 10/31/15
OPP: DeVon Edwards (100 yards), Duke, 11/9/13

A PLAYER HAD 100+ YARDS IN PUNT RETURNS:
STATE: Darrell Blackman (102) vs. Florida State, 11/11/04



TE Pharoah McKeever (88) blocked a punt that was returned for the winning touchdown vs. Notre Dame



CB Mike Stevens returned an interception for a touchdown at Clemson.

A (NON-BLOCKED) PUNT WAS RETURNED FOR A TD:
STATE: **Bra’Lon Cherry** (52 yards) vs. Wake Forest, 10/24/15
OPP: Giovanni Bernard (74 yards), UNC, 10/27/12

A PLAYER HAD 15+ TACKLES:
STATE: **Josh Jones** (15) vs. Miami, 11/19/16
OPP: J. Bates (15), Wake Forest, 10/1/16

A PLAYER HAD 20+ TACKLES:
STATE: Andre Maddox (20) vs. Georgia Tech, 11/2/02
OPP: Daryl Mapp (23), North Carolina, 11/10/07

A PLAYER HAD TWO INTERCEPTIONS:
STATE: Jerod Fernandez (2) vs. Florida State, 9/27/14
OPP: DeVon Edwards (2), Duke, 11/9/13

A PLAYER HAD 100+ YARDS IN INTERCEPTION RETURNS:
STATE: Marcus Hudson (100) at Duke, 11/3/01
OPP: Patrick Hinton (114), South Carolina, 10/29/88

AN INTERCEPTION WAS RETURNED FOR A TOUCHDOWN:
STATE: **Mike Stevens** (28 yards) vs. Clemson, 10/15/16
OPP: DeVon Edwards (35 & 45 yards), Duke, 11/9/13

A FUMBLE WAS RECOVERED FOR A TD:
STATE: Garland Heath recovered a snap in the endzone vs. UVa., 11/1/03
OPP: Vic Beasley (16 yards), Clemson, 10/4/14

A FUMBLE WAS RETURNED FOR A TD:
STATE: Brandan Bishop (33 yards) vs. Georgia Tech, 10/1/11
OPP: Dexter McDougale of Maryland 66 yard fumble recovery, 11/26/11

A PLAYER FORCED A SAFETY:
STATE: Terrell Manning (10 yard sack) vs. North Carolina, 11/20/10
OPP: W. Hall (9-yard sack), Virginia, 11/3/12

A PLAYER BLOCKED A PUNT:
STATE: **Pharoah McKeever** vs. Notre Dame, 10/8/16
OPP: Sean Riley, Syracuse, 11/12/16

A PUNT WAS BLOCKED FOR A TD:
STATE: Colby Jackson blocked, D.J. Green recovered vs. BC, 10/9/10
OPP: Quinton Person recovered a blocked punt by Wallace Wright for UNC, 9/24/05

A PLAYER BLOCKED A FIELD GOAL:
STATE: Alan-Michael Cash, vs. North Carolina, 11/28/09
OPP: Christian Wilkins, Clemson, 10/15/16

A FIELD GOAL WAS BLOCKED FOR A TD:
STATE: Lloyd Harrison ret. Bobbie Cotten block 57 yds at Md, 11/21/98
OPP: Hanis Bowens blocked and returned FG 80 yards, Ark. St, 9/2/03

NC STATE: THINK AND DO



NC State: Think and Do

NC State was founded with a purpose: to create economic, societal and intellectual prosperity for the people of North Carolina and the country. We began as a land-grant institution teaching the agricultural and mechanical arts. Today, we’re a pre-eminent research enterprise that excels in science, technology, engineering, math, design, the humanities and social sciences, textiles and veterinary medicine.

NC State students, faculty and staff take problems in hand and work with industry, government and nonprofit partners to solve them. Our 34,000-plus high-performing students apply what they learn in the real world by conducting research, working in internships and co-ops, and performing acts of world-changing service. That experiential education ensures they leave here ready to lead the workforce, confident in the knowledge that NC State consistently rates as one of the best values in higher education. NC State: THINK AND DO

Creating Prosperity

Each year, NC State adds \$6.5 billion to the statewide economy, equivalent to creating more than 90,000 new jobs. That represents significant return on investment for the citizens of North Carolina in the form of research advances, innovative technologies, successful companies, skilled graduates and new jobs waiting for them.

Our 9,000 faculty and staff are world leaders in their fields, bridging the divides between academic disciplines and training high-caliber students to meet tomorrow’s challenges. Together, they forge powerful partnerships with government, industry, nonprofits and academia to remake our world for the better.

NC State is leading efforts to curb nuclear proliferation, develop a smart electric grid, create self-powered health monitors, help farmers confront climate change and build a new American manufacturing sector. Our award-winning Centennial Campus is home to more than 70 public and private partners — as well as the innovative Hunt Library, which Time magazine has dubbed “the library of the future.”

It all happens in one of the fastest-growing urban centers in America. A top spot for young professionals and families, Raleigh is nationally recognized as a city on the rise:

- No. 1 among the best places for business and careers (Forbes, 2014)
- No. 1 among U.S. cities attracting the most families (Forbes, 2014)
- No. 2 among America’s 15 best cities for young professionals (Forbes, 2014)
- No. 3 among the best midsize U.S. metro areas for college students (American Institute for Economic Research, 2014)
- Recently selected as a Google Fiber expansion city
- With Durham and Chapel Hill, Raleigh anchors the Research Triangle, a national hotspot for high-tech enterprise. The top companies in the region (including IBM, Cisco Systems, SAS Institute, Biogen Idec and GlaxoSmith-Kline) are among the country’s best employers. They also lead the way in hiring new NC State graduates.

More than 125 years after its creation, NC State continues to make its founding purpose a reality. Every day, our career-ready graduates and world-leading faculty make the fruits of learning and discovery available to people across the state, throughout the nation and around the world.



ADMINISTRATION



DR. RANDY WOODSON
CHANCELLOR

Dr. Randy Woodson was appointed the 14th chancellor of North Carolina State University on April 1, 2010. He brought to NC State more than 25 years of experience as an internationally renowned plant scientist and academic leader.

Under his leadership, NC State has built upon its reputation as a pre-eminent research institution. It is a time marked by many transformative changes — the opening of the James B. Hunt Jr. Library on Centennial Campus, the launch of the College of Sciences and the completion of the Lonnie Poole Golf Course. Woodson also guided the university in securing leadership roles in groundbreaking research projects, such as the Next Generation Power Electronics National Manufacturing Innovation Institute, the Consortium for Nonproliferation Enabling Capabilities and the Laboratory for Analytic Sciences. During his time at NC State, the university's two National Science Foundation Engineering Research Centers — FREEDM and ASSIST — have gone from strength to strength.

Even in the face of unprecedented financial challenges, these advances were made possible thanks to Woodson's strategic plan and the accompanying Strategic Resource Management initiative, which aligned the university for greater effectiveness, efficiency and — most importantly — student success.

At NC State, Woodson has solidified the spirit of the land-grant university and its hallmarks of commitment and service by spearheading efforts to increase college access. As the landscape of funding for public universities continues to change, NC State consistently ranks in the top five best values among public universities in the U.S., according to U.S. News and World Report and Princeton Review.



During his tenure, Woodson has overseen two of the largest private gifts in university history. Additionally, the university's endowment nearly doubled and currently stands at \$984 million.

Woodson arrived at NC State from Purdue University, where he served as executive vice president for academic affairs and provost. He also served as the Glenn W. Sample Dean of Agriculture, associate dean of agriculture and director of the Office of Agricultural Research Programs at Purdue.

Woodson grew up in Fordyce, Ark., and attended the University of Arkansas, receiving a B.S. in horticulture. He received his M.S. and Ph.D. in plant physiology from Cornell University. He joined the Louisiana State University faculty in 1983, moving to Purdue University as an assistant professor of horticulture in 1985. Prior to his administrative appointments, Woodson also served as head of the Department of Horticulture and Landscape Architecture at Purdue and was a visiting scholar at the École Nationale Supérieure Agronomique de Toulouse in France.

Over his decades-long career in higher education, Woodson has contributed a substantial body of knowledge to the field of plant science, which has been published in more than 100 journal articles and book chapters. His research has covered topics such as plant genetics, molecular biology, biotechnology and sustainable bioproducts development, spanning the gap between the detailed science of plant physiology and the practical application of this knowledge in the field of horticulture. His research has been featured in stories published in BusinessWeek, The Futurist and Discover.

Woodson has received a number of professional honors during his career, including the Purdue University Agriculture Research Award, the American Society for Horticultural Science Outstanding Researcher Career Award and the Sagamore of the Wabash Award, the highest award presented by the governor of Indiana for service. He is a fellow of the American Society for Horticultural Science.

He and his wife, Susan, an accomplished artist, have three adult children: Samantha, a librarian at Central Carolina Community College; Patrick, an agricultural engineer at RTI International; and Chloe, a care provider and educator in the TEACCH Autism Program at the University of North Carolina at Chapel Hill. The Woodsons have one granddaughter.



DEBORAH A. YOW
DIRECTOR OF ATHLETICS

When Deborah A. Yow was hired to be NC State's director of athletics on June 25, 2010, her goal was to make the department she inherited one of the best in the nation.

In six years, she has taken many steps to accomplish that goal by recalibrating competitive and academic expectations. Working closely with her senior staff, she has ensured that financial resources for teams have improved dramatically and that coaches are encouraged to recruit the best prospects available – in both character and competitive achievement.

The Wolfpack's program of 23 varsity sports has made remarkable improvement in its national standing in the NACDA Director's Cup, a measure of competitive accomplishments for all NCAA varsity sports. From 2010-12, the school made the biggest single jump of any ACC school in the 20-year history of the rankings, improving from No. 89 to No. 37.

Over the past five years, NC State programs have registered five of the 10 highest Directors' Cup finishes in program history, including the highest ever in 2015 (No. 27) and tied for the second-highest in 2016 (No. 32), showing a remarkable consistency. After inheriting a program that had just one team finish ranked in the Top

25 in its respective sport the year prior to her arrival, a combined 19 teams have finished ranked in the last two years, including nine in 2015-16. Five NC State teams finished in the Top 11 in their respective sports, while three teams were crowned conference champions in 2015-16,

In the classroom, NC State student-athletes continue to progress in a similar trajectory. Over the last three years NC State athletes have produced the three highest Graduation Success Rates in program history, as well as the three highest Federal Graduation Rates. In 2015-16, 256 NC State student-athletes earned ACC Academic Honor Roll recognition with GPAs better than 3.0 for the full academic year.

The Wolfpack clearly has embraced Yow's comprehensive and energized vision for the future of the department, which has rallied under its trademark motto: "Wolfpack Unlimited: Refuse To Accept the Status Quo."

Yow's expectations are clear and concise:

- Every sport with a full complement of scholarships should be among the nation's top 25, working towards the top 10 and competing for conference and national championships.
- Every student-athlete should be provided the opportunity and resources to be as successful in the classroom as on the field of competition.
- Every alumnus and supporter should be treated as a valued customer, with dedicated service from athletics department personnel.

In her first six years on the job, Yow has made significant changes to the structure, branding and outcomes of the athletics department.

She has hired 10 new head coaches. The department has established Wolfpack Sports Properties in a new working agreement for multi-media rights with Learfield Communications; a department-wide apparel agreement with Adidas; and a new Five-Year Strategic Plan. She also led in the creation of the comprehensive NC State Athletic Hall of Fame, which inducted 10 members in its inaugural class in 2012 and added another 10 members each in 2013 and '14.

The \$14 million Close-King Indoor Practice Facility opened in 2015 while completion of the renovation of historic Reynolds Coliseum, the home of multiple Wolfpack sports, will be completed for the 2016-17 athletic year. In a joint venture with the university, the \$35 million renovation began in March of 2015 and has reconfigured the coliseum and created the NC State Athletics Walk of Fame & History to honor the Wolfpack's athletic legacy in all sports and to have a permanent home for its Hall of Fame.

Yow knows the importance of her position, leading the gateway department of the largest university in North Carolina. The ACC's first female athletics director also knows NC State's reputation as a pioneering program that first established basketball as a dominant sport in the South, was the first to integrate varsity athletics in the Atlantic Coast Conference and was the first public school in the state to dedicate full resources to women's athletics.

Hardly unfamiliar to Wolfpack fans, the native of Gibsonville, N.C., has been deeply connected to NC State since her youth, when her parents Hilton and Lib Yow introduced their three daughters and one son to college athletics.

Later, she watched her older sister, Kay, become the first full-time women's coach in the state of North Carolina, when she was hired by then-athletics director Willis Casey to coach NC State's first three women's sports: basketball, volleyball and softball.

Debbie Yow served as a high school coach at Burlington's Williams High School and Gibsonville's Eastern Guilford High before becoming the women's basketball coach at the University of Kentucky. She also served as the head coach at Oral Roberts University and the University of Florida, before switching career paths to become an administrator, at both Florida and UNC Greensboro. In 1990, she was named the athletics director at Saint Louis, where she hired Charlie Spoonhour as men's basketball coach. In his first season, Spoonhour was named ESPN National Coach of the Year.



Director of Athletics Debbie Yow with 2011 Belk Bowl MVP Mike Glennon.

She moved to the University of Maryland in 1994 and in 2000 selected Ralph Friedgen as football coach. Friedgen was named consensus National Coach of the Year in 2001 after leading the Terps to the ACC championship and an appearance in the Orange Bowl. In 2002, she brought in Brenda Frese, the 2002 Big Ten and AP National Coach of the Year, to guide the Terrapin women's basketball program. In 2006, Frese led Maryland to the NCAA championship.

Under her leadership, Maryland's 27 varsity programs won a remarkable 20 national championships and consistently graduated student-athletes, including an all-time high federal graduation rate of 80 percent. In 2009, the NCAA News named Maryland as one of the Top 10 athletics programs in the nation.

At NC State, Yow oversees a department that includes approximately 185 full-time staff and 550 student-athletes.

Yow has served as president of the National Association of Collegiate Directors of Athletics and the national Division I-A Athletic Directors Association. She is a member of the National Football Foundation board of directors, and has served on the NCAA Division I Men's Basketball Academic Enhancement Committee, as well as having represented the ACC on the NCAA Management Council.

Both Street and Smith's Sports Business Journal and the Chronicle of Higher Education have cited Yow as being one of the 20 most influential people in college athletics. She was selected to serve on the President's U.S. Department of Education Commission on Opportunities in Athletics to review the status of Federal Title IX regulations. She earlier served as the chair of the Atlantic Coast Conference Committee on Television, which is charged with overseeing the league's TV contracts and other related broadcast issues.

Like her older sister, Yow has been inducted into the North Carolina Sports Hall of Fame.

Yow has written numerous articles and books on athletics management and human behavior. She holds a bachelor's degree from Elon University and a master's degree from Liberty University. She also has been awarded honorary doctorates for professional achievement from Elon, Liberty and the United States Sports Academy. She is married to Dr. William W. Bowden.

WOLFPACK TRADITIONS

THE ENTRANCE

The Wolfpack enters the playing field through the long tunnel that runs underneath the south endzone into the Murphy Center. As the scoreboard plays the highlight video and the music echoes through the stadium, the team runs out to the sounds of cannons and the school fight song, the blaze of fireworks and a screen of smoke.



1PACK1GOAL

The Wolfpack's battle cry under head coach Dave Doeren has been "one Pack, one goal." That mantra confirms Doeren's belief in the power of a team working together and focused on its goals.

LIGHTING IT RED

Since its completion in 1937, the Memorial Tower has stood as a symbol of identity for North Carolina State University, a timekeeper for tradition and a perpetual memorial to NC State students who gave their lives in defense of their country. As well as a memorial, the tower is a rallying point for students, faculty, staff, alumni, and members of the university community.

The Belltower is lighted for holidays that honor our veterans, such as Memorial Day and Veterans' Day, and to celebrate NC State's proudest occasions and achievements, including wins over ACC rivals and bowl victories.



WALK OF CHAMPIONS

It's not the oldest Wolfpack tradition, but it has become one of the fans' and players' favorite parts of Wolfpack football. A couple of hours before kickoff, fans begin lining the walkways near the Murphy Football Center, forming a path for the team to walk through. When the team buses arrive, the band and cheerleaders lead the way as the team walks through the line of fans and into the locker room.

SIGN OF THE WOLF

It's easy to do: just touch your middle finger and your ring finger to your thumb to make the nose and hold your pinkie and your forefinger in the air to make the ears. You've made a wolf!



MILITARY APPRECIATION DAY

Each season, NC State hosts its "Military Appreciation" game at Carter-Finley Stadium. This event has become a fan favorite for the Wolfpack faithful, as the university pulls out all the stops to honor those who protect our freedom. Events include initiatives such as Adopt-A-Servicemember, where Wolfpack Club members host troops at their pregame tailgates. The department also stages a Wounded Warriors Walk of Champions. Escorted by the Patriot Guard motorcycles, fans join the band, cheerleaders and dance team as the Wounded Warriors enter the stadium. The Wounded Warriors are also honored on the field during the game.





SAMUELS • JONES • ADAMS • SCELFO • TOCHO • HILL