



STATE BASKETBALL

17 Conference Championships • 3 Final Fours • 2 National Championships

2015-16 NC State Basketball Schedule

NOVEMBER

11/8/15	CAL STATE LOS ANGELES (Exh.)	W, 71-54
11/13/15	WILLIAM & MARY	L, 85-68
11/15/15	SOUTH ALABAMA !	W, 88-70
11/18/15	IUPUI !	W, 79-56
11/23/15	vs. Arizona State %	L, 79-76
11/24/15	vs. #22/17 LSU %	W, 83-72 (ot)
11/27/15	WINTHROP	W, 87-79

DECEMBER

12/1/15	MICHIGAN	L, 66-59
12/5/15	BUCKNELL	W, 99-86
12/13/15	at South Florida	W, 65-46
12/16/15	HIGH POINT	W, 76-73
12/19/15	at Missouri	W, 73-59
12/22/15	UNC-GREENSBORO	W, 58-52
12/29/15	NORTHEASTERN	W, 72-66

JANUARY

1/2/16	at Virginia Tech *	L, 73-68 (ot)
1/6/16	#16 LOUISVILLE *	L, 77-72
1/9/16	at Wake Forest *	L, 77-74
1/13/16	FLORIDA STATE *	L, 85-78
1/16/16	at #5 North Carolina *	L, 67-55
1/19/16	at #20 Pittsburgh *	W, 78-61
1/23/16	#12 DUKE *	L, 88-78
1/27/16	GEORGIA TECH *	ACCN 8 p.m.
1/30/16	#15 MIAMI *	ACCN 3 p.m.

FEBRUARY

2/3/16	at Florida State *	ESPNU 9 p.m.
2/6/16	at #24 Duke *	ESPN/2 2 or 7 p.m.
2/13/16	WAKE FOREST *	RSN 12 p.m.
2/15/16	at #11 Virginia *	ESPN 7 p.m.
2/20/16	CLEMSON *	ACCN 3 p.m.
2/24/16	#2 NORTH CAROLINA *	ACCN 8 p.m.
2/27/16	at Syracuse *	ACCN 2 p.m.

MARCH

3/2/16	BOSTON COLLEGE *	RSN 9 p.m.
3/5/16	at #25 Notre Dame *	CBS 12 p.m.
March 8-12	ACC Championship	TBA
March 15-16	NCAA 1st Round	TBA
March 17-20	NCAA 2nd and 3rd Rounds	TBA
March 24-27	NCAA Regionals	TBA

APRIL

April 2-4	NCAA Final Four (Houston, Texas)	TBA
-----------	----------------------------------	-----

* ACC game ! Legends Classic
% Legends Classic (Barclays Center in Brooklyn, N.Y.)

2015-16 NC State Basketball



NC State (11-9, 1-6)
vs.
Georgia Tech (11-8, 1-5)



Wednesday, January 27, 2016 - 8 p.m. ET
PNC Arena - Raleigh, N.C.

Radio: Wolfpack Sports Network (Gary Hahn, Tony Haynes)
TV: ACC Network Stations (WRAL) (Mike Gleason, Cory Alexander)
Twitter: @PackMensBball | @GoPackJRat | @Mark_Gottfried

Wolfpack Aims To Extend Win Streak Over Georgia Tech

NC State welcomes Georgia Tech to PNC Arena Wednesday night at 8 p.m. The Wolfpack has won five straight meetings against the Yellow Jackets, including an 81-80 overtime thriller in Atlanta last season. NC State is 8-3 against Georgia Tech since 2009. Both teams are aiming for their second ACC win of the season.

Opening Tip

	NC State	Georgia Tech
2015-16 Record	11-9 (1-6 ACC)	11-8 (1-5 ACC)
Head Coach	Mark Gottfried	Brian Gregory
Career Record (Years)	381-216 (19th)	238-173 (13th)
Record at School (Years)	103-61 (5th)	66-79 (5th)
Leading Scorer	Cat Barber (22.1)	M. Georges-Hunt (15.8)
Leading Rebounder	Abdul-Malik Abu (8.5)	Charles Mitchell (10.9)
NCSU Series Record	NC State is 56-37	
Last Meeting	NC State 81, Ga Tech 80 (OT) (1/31/15)	
Series Streak	NC State 5 (8 of 11 since 2009)	

Possible NC State Starters (based on last game)

	Ppg	Rpg	Apg	Other
#12 - G - 'Cat' Barber (Jr. - 6-2, 190)	22.1	4.7	4.7	.858 FT
* ACC's leader in scoring, minutes, FTs made; averaging 25.6 ppg when NC State wins				
#24 - G - Maverick Rowan (Fr. - 6-7, 215)	13.3	3.3	0.9	46 3FG
* Reclassified to 2015 class and signed in August; leads team in 3FG made				
#15 - G/F - Cody Martin (So. - 6-7, 210)	6.3	4.6	2.1	1.65 ast-to
* Started last 3 games; can play PG, wing, or a small '4'; 1 minute older than Caleb				
#0 - F - Abdul-Malik Abu (So. - 6-8, 240)	12.0	8.5	1.3	26 dunks
* Ranks 8th in ACC in rebounding; has 8 double-doubles in last 11 games				
#21 - F/C - BeeJay Anya (Jr. - 6-9, 285)	4.8	5.2	0.5	2.55 bpg
* ACC's current (2.55 bpg) and career active leader in blocked shots (188)				

2015-16 NC STATE BASKETBALL ROSTER

No.	Name	Pos.	Ht./Wt.	Yr.	Hometown/High School (Last School)
0	Abdul-Malik Abu	F	6-8/240	So.	Boston, Mass./Kimball Union Academy [N.H.]
1	Lennard Freeman	F	6-9/250	Jr.	Washington, D.C./Oak Hill Academy [Va.]
2	Torin Dorn	G	6-6/205	So. *	Charlotte, N.C./Vance (Charlotte)
3	Terry Henderson	G	6-5/195	R-Jr.	Raleigh, N.C./Neuse Christian (West Virginia)
4	Chris Brickhouse	F	6-5/205	Jr.	Raleigh, N.C./Broughton
12	Anthony 'Cat' Barber	G	6-2/190	Jr.	Newport News, Va./Hampton
13	Chris Corchiani, Jr.	G	6-0/180	So.	Raleigh, N.C./Ravenscroft
14	Caleb Martin	G/F	6-7/215	So.	Mocksville, N.C./Oak Hill Academy [Va.]
15	Cody Martin	G/F	6-7/210	So.	Mocksville, N.C./Oak Hill Academy [Va.]
21	BeeJay Anya	F	6-9/285	Jr.	Washington, D.C./DeMatha Catholic
22	Shaun Kirk	G/F	6-8/195	Fr.	Whiteville, N.C./Whiteville
24	Maverick Rowan	G/F	6-7/215	Fr.	Fort Lauderdale, Fla./Elevate
25	Chase Cannon	G	6-5/200	Sr.	Morehead City, N.C./The Miller School [Va.]

* - Must sit out 2015-16 season due to NCAA transfer rules and will have 3 years of eligibility remaining.

Head Coach: Mark Gottfried (Alabama '87)

Associate Head Coach: Bobby Lutz (Charlotte '80)

Assistant Coaches: Orlando Early (Gardner-Webb '90), Rob Moxley (Pfeiffer '94)

Director of Operations: Jeff Dunlap (UCLA '86)

Video Coordinator: Patrick McDonald (Alabama '00)

Assistant AD for Strength and Conditioning: Bob Alejo (Chico State '82)

Athletic Trainer: Ryan Holleman (Western Carolina '07)

2015-16 Alphabetical Roster

0	Abdul-Malik Abu
21	BeeJay Anya
12	Anthony 'Cat' Barber
4	Chris Brickhouse
25	Chase Cannon
13	Chris Corchiani, Jr.
2	Torin Dorn
1	Lennard Freeman
3	Terry Henderson
22	Shaun Kirk
14	Caleb Martin
15	Cody Martin
24	Maverick Rowan

Pronunciation Guide

Abu	(Uh-BOO)
Anya	(ON-ya)
Corchiani	(CORE-chee-onni)
Lutz	(LOOTS)
Lennard	(Len-NARD)

THE STARTING 5 - The Top 5 Storylines For This Game**1. EXTRA TIME AGAINST GEORGIA TECH**

If the last two seasons are any indication, fans are in for a competitive game Wednesday night. Each of the last two NC State-Georgia Tech contests have gone into overtime. Twice, the Wolfpack has captured victory. In 2014, a late tip-in by Desmond Lee set up overtime and a runner by T.J. Warren with 0:05 on the clock clinched an 80-78 win at PNC Arena. Last season in Atlanta, two late missed foul shots gave NC State one final shot. Trevor Lacey went the length of the court and buried a 3-pointer at the buzzer to give the Wolfpack an 81-80 win.

2. ONLY THE BEST HAVE BEATEN THE PACK

All nine of NC State's losses this season have come against teams ranked in the top 100 of the ESPN.com Daily RPI. Seven losses have come against teams with an RPI of 53 or better. The lowest-rated team to defeat NC State is Virginia Tech, which edged the Pack 73-68 in overtime in Blacksburg. Additionally, NC State has had a second half lead or a chance to tie in the final minute in six of those nine contests against quality competition.

3. 5-1 AGAINST GEORGIA TECH

Mark Gottfried has coached the Wolfpack to five straight wins over Georgia Tech. After losing his first meeting against the Yellow Jackets (82-71 in Raleigh) in 2012, the fifth-year coach has not lost to Georgia Tech. The Wolfpack has won the last two meetings in PNC Arena and the last three games against Georgia Tech in Atlanta. Dating back to 2009, NC State has won eight of its last 11 against Georgia Tech.

4. SHOWDOWN OF DOUBLE-DOUBLE MACHINES

Wednesday's game will showcase two of the ACC's leaders in double-doubles. Abdul-Malik Abu owns nine double-doubles on the year, including eight in the last 10 games. Georgia Tech's Charles Mitchell (11.7 points, 10.9 rebounds per game) is the ACC's leading rebounder and also leads the league with 11 double-doubles. Mitchell is one of just four ACC players currently averaging a double-double for the year.

5. PACK, YELLOW JACKETS ARE BOTH DANGEROUS

The winner of Wednesday night's contest will have its second ACC win of the season. While the two teams are battling to climb the league standings, both NC State and Georgia Tech have proven to be dangerous squads against ranked opponents. NC State owns victories over LSU (on a neutral court) and at Pittsburgh, with both teams having been ranked at the time of the game. Georgia Tech's lone ACC win this season came against No. 11 Virginia back on Jan. 9.





Mark Gottfried

19th Season Overall

5th Season at NC State

381-216 (103-61 at NC State)

- Second-fastest coach in NC State history to win 100 games at NC State (155 games).
- Has coached NC State to an NCAA Tournament berth in each of his 4 seasons in Raleigh, the Pack's first time going four times in a row since 2003-06.
- Defeated 4 current Hall of Fame coaches during the 2014-15 season, with wins over Duke's Mike Krzyzewski, Louisville's Rick Pitino, UNC's Roy Williams and Jim Boeheim of Syracuse.
- Is just 3rd coach in ACC history to take his first four teams to the NCAA Tournament. (Roy Williams, Skip Prosser)
- Won 92 games in 4 seasons at NC State, the most at NCSU over a

four-year span since 1972-76.

- One of 4 all-time ACC coaches to lead his team to the ACC Tournament semifinal round in each of his first 3 seasons.
- Won more games in his first 2 seasons with the Pack (48) than any coach in school history except Everett Case (55) in 1947 and 1948.
- Posted 24 wins and .667% winning percentage in 2011-12, which was the best all-time in the ACC for first-year head coaches.
- Is one of 14 coaches to capture a win over a team ranked No. 1 at two different schools. (3/20/04 at Alabama and 1/12/13 at NC State).
- Only 7 active coaches have taken 3 different schools to multiple NCAA Tournament appearances
- Has signed 4 McDonald's All-Americans since coming to NC State.

11 Seasons at Alabama (210-132 overall)

- Coached Alabama to 8 postseason appearances, including 5 consecutive NCAA tourney trips (2002-06).
- Led Alabama to a No. 1 ranking during the 2002-03 season.
- Voted 2002 SEC Coach of the Year.
- His 2003-04 Alabama squad advanced to the NCAA Elite Eight, the longest tourney run in school history.

3 Seasons at Murray State (68-24 overall)

- Won an OVC title in each of his 3 seasons and was OVC Coach of the Year all 3 seasons.
- Led Murray State to 3 postseason appearances, including a pair of NCAA tourney berths.
- His 1997-98 team earned the highest NCAA seed in OVC history (#9 seed).

GOTTFRIED YEAR-BY-YEAR AS A HEAD COACH

Year	School	Record	Conf.	Finish	Postseason
1995-96	Murray State	19-10	12-4	1st	NIT 1st Rd.
1996-97	Murray State	20-10	12-6	1st	NCAA 1st Rd.
1997-98	Murray State	29-4	16-2	1st	NCAA 1st Rd.
1998-99	Alabama	17-15	7-11	5th-West	NIT 1st Rd.
1999-00	Alabama	13-16	6-10	4th-West	---
2000-01	Alabama	25-11	8-8	3rd-West	NIT Final Four
2001-02	Alabama	27-8	12-4	1st-West	NCAA 2nd Rd.
2002-03	Alabama	17-12	7-9	4th-West	NCAA 1st Rd.
2003-04	Alabama	20-13	8-8	2nd-West	NCAA Elite Eight
2004-05	Alabama	24-8	12-4	1st-West	NCAA 1st Rd.
2005-06	Alabama	18-13	10-6	2nd-West	NCAA 2nd Rd.
2006-07	Alabama	20-12	7-9	3rd-West	NIT 1st Rd.
2007-08	Alabama	17-16	5-11	5th-West	---
2008-09	Alabama	12-7	2-3	---	---
2011-12	NC State	24-13	9-7	T-4th	NCAA Sweet Sixteen
2012-13	NC State	24-11	11-7	T-4th	NCAA 2nd Rd.
2013-14	NC State	22-14	9-9	T-7th	NCAA 2nd Rd.
2014-15	NC State	22-14	10-8	T-6th	NCAA Sweet Sixteen
2015-16	NC State	11-9	1-6		
Murray State		68-24	40-12		
Alabama		210-131	84-83		
NC State		103-61	40-37		
Totals (19th season)		381-216	163-132		

COACHING RESUME

NC STATE

(2011-Present)
RECORD: 103-61 (40-37 ACC)
2015 Sweet Sixteen
2012 Sweet Sixteen
4 Seasons, 4 NCAA Tournaments

ALABAMA

(1999-2009)
RECORD: 210-131 (84-83 SEC)
2002 SEC Regular Season Champions
2004 SEC West Champions
2004 Elite Eight

MURRAY STATE

(1996-97-98)
RECORD: 68-24 (40-12 OVC)
1996-98 OVC Champions
1997-98 OVC Tournament Titles

UCLA (Assistant Coach)

(1988-95)
1992, 1995 Pac-10 Champions
1995 National Champion

POSTSEASON APPEARANCES AS A COACH

NC STATE

NCAA - 4

ALABAMA

NCAA - 5
NIT - 3

MURRAY STATE

NCAA - 2
NIT - 1

UCLA (assistant)

NCAA - 7

POSTSEASON HISTORY AS A PLAYER

ALABAMA

NCAA - 3 Sweet Sixteens

COACHING HONORS

2002 SEC Coach of the Year
1996, '97, '98 OVC Coach of the Year

EDUCATION

B.A. in Communications
Alabama '87
UMS-Wright Prep '82

PLAYING EXPERIENCE

ALABAMA

1984-87
ORAL ROBERTS
1983

TERRY SLOWLY GETTING BACK

Terry Henderson, a transfer from West Virginia who was projected to play a significant role for the Pack this season, has slowly been improving his status after a major ankle injury. Henderson, who scored 11.7 ppg in 2013-14 at WVU, has been able to practice some shooting and agility drills. His timetable for a return is still unknown.

WOLFPUPS GAINING EXPERIENCE

The experience gained this season by the young Wolfpack squad could pay dividends for the program's future. According to the popular basketball metrics website KenPom.com, the **Wolfpack stands as the 305th most-experienced team** (or 46th least-experienced) in the country. The team, when minutes played are weighted by each player's eligibility class, averages just 1.27 years of experience. The national average is 1.70 and the average experience of the 15-team ACC is 1.48.

CAT'S CAREER

Cat Barber surpassed the 1,000-point mark in December, reaching the plateau in his 83rd game as a Wolfpacker. Barber now has **1,173 career points**, ranking 40th in NC State history. He needs 41 points to tie Ilian Evtimov and Richard Howell for 37th place. Barber is **eighth among active players (and tops among non-seniors)** in the ACC in career scoring.

CAT AT THE FOUL LINE

Cat Barber **leads the ACC and ranks fourth in the nation** with 139 made free throws. Barber has eight games with 8+ made foul shots and ranks fourth in the conference with an .858 free throw percentage.

8 DAYS APART

Mark Gottfried and Brian Gregory are both in their fifth year. The two coaches took their current positions just eight days apart. Gregory was announced as the Georgia Tech coach on March 28, 2011. Gottfried was introduced as the Wolfpack coach on April 5, 2011.

PACK-JACKETS

NC State lead the series with Georgia Tech 56-37. The Wolfpack has played Georgia Tech each season since 1980. NC State is 18-10 against Georgia Tech since 2000. The series dates back to a 35-12 NC State win in 1924.



**#14 Caleb
Martin**



**#15 Cody
Martin**

THE MARTINS

- The Martin twins, born Sept. 28, 1995
- From Mocksville, N.C.
- Both played senior HS year at Oak Hill Academy
- Cody is older by 1 minute

Caleb: 11.2 ppg, 4.7 rpg, 1.5 apg **Cody:** 6.3 ppg, 4.6 rpg

- First pair of twins for NC State men's basketball since **Jim and Joe Mills** played for the Pack in 1941-42. The Mills brothers played one season at State before leaving to play professional baseball

4 STRAIGHT NCAA TOURNEYS

NC State is one of just 16 schools to play in the last 4 NCAA Tournaments. Here's the list in alpha order:

Cincinnati	Kansas	NC State (ACC)
Duke (ACC)	Louisville (ACC)	Ohio State
Gonzaga	Michigan State	San Diego State
Harvard	New Mexico State	VCU
Iowa State	North Carolina (ACC)	Wichita State
		Wisconsin

4 STRAIGHT NCAAS W/ 2 SWEET 16 RUNS

Duke (ACC)	Michigan State	Ohio State
Kansas	North Carolina (ACC)	Wichita State
Louisville (ACC)	NC State (ACC)	Wisconsin

ABUUUUUUUUUU

In the middle of his sophomore season, Abdul-Malik Abu is blossoming into a force. Abu, a 6-8 forward out of Boston, has **eight double-doubles in his last 11 games**. He scored a career-high 21 points against Florida State and then tied a career best in rebounds (14) at UNC. In ACC play, Abu is grabbing 9.1 boards per game, ranking ninth in the league.

PNC NORTH

NC State might be ranked No. 1 if PNC Arena moved to Pittsburgh. Mark Gottfried has coached the Pack to a 4-0 mark in the western Pennsylvania city. The Pack has won at Pitt twice and won both of its NCAA Tournament games in Pittsburgh last March.

PACK COACHES TO 100 WINS

NC State's win at Missouri was win No. 100 at NCSU for Mark Gottfried, making him the second-fastest Pack coach to reach the mark:

Coach	Games to 100th Win
E. Case	120th game
M. Gottfried	155th game
J. Valvano	156th game
N. Sloan	170th game
H. Sendek	178th game

10 WINS OUTSIDE OF LEAGUE PLAY

NC State won 10 non-ACC games for the fourth time in five years under Mark Gottfried. The Wolfpack won 11 non-conference games in each of the coach's first two seasons and won 10 in 2013-14, his third season. Last season, NC State won nine non-ACC games and a rare early ACC game with Wake Forest last December to reach 10 wins before the calendar turned to 2015.

BEEJAY REJECTING OPPONENTS

BeeJay Anya, the current ACC leader with 2.55 blocks per game, stands second on NC State's all-time career blocks list. He enters Tuesday with 188 career blocked shots, 19 short of the school record held by Thurl Bailey (1979-83):

NC State Career Blocked Shots	No.
1. Thurl Bailey (1979-83)	207
2. BeeJay Anya (2013-pres.)	188
3. Kevin Thompson (1989-93)	150



2015-16 ACC Standings (as of Tuesday, January 26)

Team	Overall	ACC
1. #2/1 North Carolina	18-2	7-0
2. #16/14 Louisville	16-3	5-1
3. Clemson	12-7	5-2
#NR/23 Pittsburgh	16-3	5-2
#25/NR Notre Dame	14-5	5-2
#15/13 Miami	16-3	5-2
7. #11/12 Virginia	15-4	4-3
Virginia Tech	12-8	4-3
9. #24/20 Duke	15-6	4-4
10. Syracuse	13-8	3-5
11. Florida State	12-7	2-5
12. Georgia Tech	11-8	1-5
13. NC State	11-9	1-6
Wake Forest	10-9	1-6
15. Boston College	7-12	0-6

ACC SCHEDULE (TIMES EASTERN)

Wednesday, Jan. 27

Pittsburgh at Clemson - 7 p.m.

Georgia Tech at NC State - 8 p.m.

Louisville at Virginia Tech - 8 p.m.

Thursday, Jan. 28

Notre Dame at Syracuse - 7 p.m.

Saturday, Jan. 30

Georgia Tech at Syracuse - 12 p.m.

Clemson at Florida State - 12 p.m.

Virginia at Louisville - 1 p.m.

Miami at NC State - 3 p.m.

Boston College at North Carolina - 4 p.m.

IT'S '91, SON

One of the great performances in Pack history came against Georgia Tech in 1991. Rodney Monroe, NC State's all-time leading scorer, **dropped 48 points** on 17-for-37 shooting against Georgia Tech on Jan. 13, 1991. NC State beat the Kenny Anderson-led Jackets three times that year.

CODY IN FOR CALEB

Cody Martin has started the last three games, with his twin brother coming off the bench. Cody totaled 10 points and seven rebounds and was the main defender on UNC's Marcus Paige, who finished the day 1-for-9 shooting. Cody Martin scored 13 points on 6-for-8 shooting vs. Duke.

LENGTH AND (LESS) WIDTH

BeeJay Anya has **lost nearly 75 pounds** since enrolling at NC State in 2013. But it's his wingspan that sets him apart. He has a measured wingspan of 7-9, **the longest wingspan recorded for a non-7-foot player in the NBA Draft Express database** for basketball prospects. Only 7-6 Mamadou N'Diaye (UC-Irvine) has a longer listed wingspan.

LENNARD'S THE MAN OF STEEL

Lennard Freeman, NC State's leading rebounder, is rounding into form after missing several months of the offseason healing a fracture in his lower right leg. He had successful surgery in May, and now has **a 14-inch rod inserted in his lower right leg** to heal a fracture.

LENNARD MAKES THE PACK GO

When Lennard Freeman plays and produces, the Wolfpack usually wins. Over the past two seasons, **NC State has a 16-7 record** when Freeman played 24 or more minutes. In games where the junior grabs eight or more rebounds, NC State is 20-5. The Pack is 11-0 in Freeman's career when he grabs 10 or more rebounds.

TOP GUN

A late addition to the roster this summer was Maverick Rowan, a 6-7 freshman from Fort Lauderdale, Fla. Rowan, whose father played college basketball at St. John's and **was a fan of the Top Gun movie**, is second on the team with 13.3 points per game. Rowan, who won a high school state title in both Pennsylvania and Florida, has scored in double figures in 16 of the first 20 games of his college career.

ACC Freshmen Scoring Leaders

1. M. Beasley, FSU	17.3 ppg
2. B. Ingram, Duke	17.1 ppg
5. M. Rowan, NCSU	13.3 ppg

NOW PRESENTING '3 FOR '30'

Cat Barber is tied for the ACC lead (Grayson Allen, Duke) with three games with 30+ points. Barber scored 37 vs. Winthrop, 33 at Missouri and 31 at Pittsburgh. He is also third in the ACC with 17 outings of 20+ points.

NC STATE'S RECORD WHEN...

At Home	7-5
At PNC Arena	7-5
On Road	3-3
Neutral	1-1
In overtime	1-1
Against ranked teams (time of game)	2-3

In games decided by 5 pts or less	1-4
In games decided by 6-10 pts	3-3
In games decided by 11-20 pts	6-2
In games decided by 21+ pts	1-0

Leading at Half	11-3
Tied at Half	0-1
Trailing at Half	0-5

NCSU shoots 50% or better	1-1
NCSU shoots worse than 50%	10-8
NCSU shoots better/same as opp.	9-2
Opp. shoots better than NCSU	2-7
Opp. shoots 50% or better	1-5
Opp. shoots worse than 50%	10-4

NCSU out-rebounds opp.	11-4
Opp. out-rebounds NCSU	0-4
Teams tied in rebounding	0-1

NCSU shoots 70% or better on FTs	6-2
NCSU has more/same FT attempts	11-6
Opp. has more FT attempts	0-4
NCSU shoots 40% or better on 3s	3-0
NCSU shoots less than 40% on 3s	8-8
NCSU has more/same TO than opp.	6-4
NCSU has fewer TO than opp.	5-5

NCSU scores 90 pts or more	1-0
NCSU scores 80-89 pts	3-0
NCSU scores 70-79 pts	5-5
NCSU scores 60-69 pts	1-2
NCSU scores 50-59 pts	1-2
NCSU scores less than 50 pts	0-0
Opp. scores 90-plus pts	0-0
Opp. scores 80-89 pts	1-3
Opp. scores 70-79 pts	4-4
Opp. scores 60-69 pts	2-2
Opp. scores 50-59 pts	3-0
Opp. scores less than 50 pts	1-0

On Mondays	0-1
On Tuesdays	4-1
On Wednesdays	2-1
On Thursdays	0-1
On Fridays	1-1
On Saturdays	2-3
On Sundays	2-1

In November	4-2
In December	6-1
In January	1-6
In February	0-0
In March	0-0
In April	0-0

WAITING IN THE WINGS

NC State has plenty of help for next year wearing street clothes on the bench. In addition to **injured redshirt junior wing Terry Henderson** (11.7 ppg at West Virginia in 2014), **the Pack has Torin Dorn and Dennis Smith** ready to suit up next fall. Dorn, sitting out after transferring from Charlotte, was the Conference USA Freshman of the Year after scoring 12.0 ppg for the 49ers last year. Smith, from Fayetteville, is the **nation's top-ranked point guard** and No. 4 overall recruit in the 2016 class. He enrolled at NC State for this semester to rehab a torn ACL with NC State's medical staff.

ALL-TIME TOP 25

NC State is 25th on the all-time winningest programs list for NCAA Division I. In its 106th season, NCSU has won 1,672 men's basketball games. The ACC boasts six of the top 25 teams on the victories list:

School (Rank)	All-Time Wins
North Carolina (3rd)	2,158
Duke (4th)	2,076
Syracuse (5th)	1,933
Notre Dame (9th)	1,809
Louisville (11th)	1,770
NC State (25th)	1,672

ALWAYS SCHEDULE TOUGH

Much has been written about Mark Gottfried's prowess for scheduling. According to ESPN, **NC State last season boasted the sixth-toughest schedule in the nation.** Here's a breakdown of NC State's schedule strength under Gottfried:

NC State's Strength of Schedule Under Gottfried (ESPN.com)

2014-15: 6th	2013-14: 39th
2012-13: 21st	2011-12: 21st

GOTTFRIED'S DRIVE FOR FIVE

Head coach Mark Gottfried can accomplish something only one other coach in ACC basketball history has matched. Gottfried has led his program to the NCAA Tournament in each of his first four seasons, **which has only been accomplished by Skip Prosser (first 4 years) and Roy Williams (first 6 years).**

WINNING LIKE IT'S THE 70s

Not since the NC State glory days of David Thompson has NC State won like it has the last four seasons. The Wolfpack was **92-52 in Gottfried's first four seasons**, which is the program's **highest win total for a four-year span since the Pack won 100 games from 1972-76.**

WOLFPACK FATHERS & SONS

Chris Corchiani, Sr. played for Jim Valvano's Wolfpack squads in the late 1980s and graduated in 1991. He was the first player in NCAA history to record 1,000 career assists and is still NC State's all-time leader in assists and steals. His son, Chris Jr., is a sophomore guard on the Wolfpack team. The Corchiani father-son duo is the fourth father-son combo in NC State basketball history: (h/t Tim Peeler)

Chris Corchiani Sr. ('91) / Chris Corchiani Jr. ('18)
Tony Warren ('79) / T.J. Warren (NBA Draft in '14)
Bill Kretzer ('68) / Billy Kretzer ('96)
Phil DiNardo ('56) / Tommy Dinardo ('84)

PACK COACHES FIRST 4 SEASONS

Here is a breakdown of how NC State men's basketball coaches have fared through their first four seasons at State (sorted by win percentage):

Coach	W-L	Pct.
E. Case (1946-50)	107-22	.829
M. Gottfried (2011-15)	92-52	.639
J. Valvano (1980-84)	81-47	.633
N. Sloan (1966-70)	61-46	.570
H. Sendek (1996-00)	73-58	.557

THANK YOU #WPN

NC State jumped from 25th nationally in 2014 to 12th last season in average men's basketball attendance. More than 300,000 Wolfpackers crossed the turnstiles at PNC Arena last season, the highest total since the building opened for the 1999-00 season. Notably, **the Pack saw the nation's largest attendance increase**, jumping from an average of 15,043 to 16,299.



ANYA: RIM PROTECTOR

- ACC current and active leader in blocks
- 2nd in NC State history with 188 blocks
- Single-game school record 10 blocks

Not only does BeeJay Anya ranks among the country's best shot blockers, but he also can change a game without recording a block.

Game	Blocks	Altered
vs. William & Mary	2	5
vs. South Alabama	5	5
vs. IUPUI	3	5
vs. Arizona State	2	1
vs. LSU	0	3
vs. Winthrop	4	4
vs. Michigan	3	5
vs. Bucknell	3	5
at USF	5	1
vs. High Point	4	6
at Missouri	1	1
vs. UNCG	4	5
vs. Northeastern	2	5
at Va. Tech	5	4
vs. Louisville	1	7
at Wake Forest	2	2
vs. Florida State	1	4

Game	Blocks	Altered
at UNC	3	2
at Pittsburgh	0	1
vs. Duke	1	1
vs. Georgia Tech		
vs. Miami		
at Florida State		
at Duke		
vs. Wake Forest		
at Virginia		
vs. Clemson		
vs. UNC		
at Syracuse		
vs. Boston College		
at Notre Dame		
TOTAL	51	72

CONNECT WITH THE PACK



@PackMensBball
@Mark_Gottfried



@PackMensBball
@Mark_Gottfried



NCStateHoops



NCStateBasketball
Mark Gottfried

Tale of the Tape

NC State	CATEGORY	Georgia Tech
74.3	POINTS PER GAME	76.4
70.8	OPP. POINTS PER GAME	71.4
.420	FIELD GOAL PERCENTAGE	.450
.418	OPP. FIELD GOAL PERCENTAGE	.435
.327	3-POINT FIELD GOAL PERCENTAGE	.370
.375	OPP. 3-POINT FIELD GOAL PERCENTAGE	.308
.679	FREE THROW PERCENTAGE	.702
+5.7	REBOUNDING MARGIN	+8.2
-0.16	TURNOVER MARGIN	-0.21

"Statistically, this is our most athletic team at NC State."

In the fall of 2012, NC State became the country's first college basketball team to use BAM Testing as a way to measure its players' athletic performance. Basic Athletic Measurement (BAM) Testing is the official athletic testing organization for the NBA Draft Combine, the Portsmouth Invitational, Adidas Nations and several other athletic events. The testing consists of five tests: **Standing Vertical Jump; Approach Vertical Jump; 3/4 Court Sprint; Reaction Shuttle; 4-Way Agility Drill.**

BAM Testing 2012-15 - Wolfpack Improvement

	2012	2013	2014	2015
Players w/ 39+ inch approach vert	0	1	3	6
Players w/ 3/4 court sprint 3.197 sec	0	0	3	4
Players w/ reaction shuttle 2.987 sec	2	4	6	6



Rankings below are measured against the 355 NBA Draft prospects at the league combine since 2009

CAT BARBER

- 3.15 second 3/4 court sprint
(14th all-time among point guards and 30th all-time among all players)

ABDUL-MALIK ABU

- 41.5-inch approach vertical jump
(tops all-time among power forwards)
- 2.925 second reaction shuttle
(2nd all-time among power forwards and 27th among all players)

CALEB MARTIN

- 2.735 second reaction shuttle
(the all-time fastest time, **faster than any NBA Draft prospect since 2009**)
- 10.89 second 4-way agility
(27th all-time among guards and 78th all-time among all players)

TERRY HENDERSON

- 42-inch approach vertical jump
(tied for 3rd among all shooting guards since 2009 & fourth all-time among all players)

2015-16 NC STATE HONOR ROLL

Preseason All-ACC

Cat Barber (2nd Team Preseason All-ACC)

Legends Classic All-Tournament Team

Cat Barber

ACC Player of the Week

Cat Barber (Nov. 30), (Dec. 21)

Double-Figure Scoring Games

Barber 18, Abu 14, Rowan 13, Caleb Martin 11, Cody Martin 3, Anya 2, Freeman 1

Led Pack in Points (includes ties)

Barber 15, Caleb Martin 3, Rowan 2

Led Pack in Rebounds (includes ties)

Abu 11, Anya 4, Freeman 4, Barber 1

Led Pack in Assists (includes ties)

Barber 12, Cody Martin 4, Caleb Martin 2, Freeman 2, Abu 2, Anya 1

Led Pack in Steals (includes ties)

Cody Martin 7, Caleb Martin 5, Anya 4, Barber 4, Rowan 2, Freeman 2, Abu 1

Double-Doubles

Abu 9, Barber 1, Cody Martin 1, Freeman 1

Gottfried vs. Georgia Tech (5-1)

1/31/15	NC State 81, Georgia Tech 80 (ot) (Atlanta)
1/26/14	NC State 80, Georgia Tech 78 (ot) (PNC Arena)
3/3/13	NC State 70, Georgia Tech 57 (Atlanta)
1/9/13	#20 NC State 83, Ga. Tech 70 (PNC Arena)
2/9/12	NC State 61, Georgia Tech 52 (Atlanta)
1/11/12	Georgia Tech 82, NC State 71 (PNC Arena)

State's Recent Wins Over Ranked Teams

1/19/16	NC State 78, #20 Pittsburgh 61 (at Pitt) *
11/24/15	NC State 83, #22 LSU 72 (at Brooklyn) *
3/21/15	NC State 71, #4 Villanova 68 (NCAA Tourn.)
2/24/15	NC State 58, #15 UNC 46 (at UNC)
2/14/15	NC State 74, #9 Louisville 65 (at Louisville)
1/11/15	NC State 87, #2 Duke 75 (at PNC)
3/14/14	NC State 66, #11 Syracuse 63 (ACC)
1/12/13	#20 NC State 84, #1 Duke 76 (at PNC)

* USA Today/ESPN Coaches Poll, unranked in AP

WOLFPACK IN THE ACC STATS

TEAM STATS

Category (Total)	ACC Rank
Scoring (74.3)	11th
Scoring Defense (70.8)	10th
FT Percentage (.679)	11th
FG Percentage (.420)	13th
FG Pct. Defense (.418)	6th
3FG Percentage (.327)	13th
3FG Pct. Defense (.375)	14th
Rebounding Margin (+5.7)	5th
Blocks (4.55)	8th
Assists (11.90)	15th
Steals (4.55)	15th
Turnover Margin (-0.15)	13th
Assist-Turnover Ratio (1.06)	11th
3FG Made Per Game (5.85)	12th

PLAYER STATS

Cat Barber	ACC Rank
Scoring (22.1)	1st
Assists (4.65)	4th
FT pct. (.858)	4th
FTs made (139)	1st
Minutes Played (38.45)	1st

Caleb Martin	ACC Rank
3FG Made (2.25)	T-8th

Lennard Freeman	ACC Rank
Rebounding (7.0)	12th
Offensive Rebounds (2.90)	10th

BeeJay Anya	ACC Rank
Blocks (2.55)	1st

Maverick Rowan	ACC Rank
3FG Pct. (.326)	10th
3FG Made (2.30)	6th
Minutes Played (33.35)	7th

Abdul-Malik Abu	ACC Rank
Rebounding (8.5)	8th
Offensive Rebounds (3.35)	4th
Defensive Rebounds (5.15)	9th

ATHLETICS COMMUNICATIONS

Basketball Contact: Josh Rattray
 Office Phone: 919-515-1182
 Cell Phone: 919-605-2445
 Twitter: @gopackjrat
 E-Mail: josh_rattray@ncsu.edu

Press Row Phone: 919-861-6190
 Websites: GoPack.com
 CoachGott.com
 MBB Twitter: @PackMensBball

PACK ADDS TOP PG DENNIS SMITH, JR.

NC State gained some momentum for the future when it signed Dennis Smith, Jr., the nation's top point guard, to a National Letter of Intent. Smith, from Fayetteville, N.C. is ranked fourth in the Class of 2016 by both ESPN.com and Rivals, sixth by 247Sports.com and eighth by Scout. Smith averaged 22.2 points per game as a junior at Trinity Christian School last year. Smith has enrolled at NC State and is with the Pack full-time now.

GOTTFRIED SIGNS EXTENSION

On the day of his fifth season at the school, Mark Gottfried and NC State announced a new contract that will keep the coach in Raleigh through the 2019-20 season. Gottfried's annual compensation increased from \$2.06 million to \$2.48 million.

COME TO STATE, STAY AT STATE

Mark Gottfried was hired at NC State in April of 2011, and he built his staff. That staff has stayed in place now going into its fourth season, with that continuity playing a part in NC State's success. In the ACC, only Miami, Syracuse and Notre Dame join NC State as schools that have had their head coach and three main assistants together the last four years.

FOUR HALL OF FAME VICTORIES

Last season, in addition to the team's run to the Sweet 16, the Wolfpack defeated four coaches who are currently members of the Naismith Memorial Basketball Hall of Fame. Victories over Duke and Syracuse at home and road wins at UNC Chapel Hill and Louisville made Mark Gottfried the nation's only coach to own four wins over Hall of Fame coaches last season.

NATIONALLY-RANKED IN 2014-15

After wins over LSU and Villanova landed the Wolfpack in the Sweet 16, NC State was listed in the season's final ESPN/USA Today Coaches Poll. The Pack was ranked No. 24 in the final poll. It was the first time finishing the season ranked since the team's Sweet 16 run in 2012, which landed the Pack at No. 20 in the final ranking.

WOLFPACK STAYS 3 STRIPE

Just as this basketball season tipped off, NC State Athletics announced a six-year extension with apparel company Adidas. The contract, which runs to July 2022, with worth \$38.7 million in footwear, apparel and other financial considerations.

NC STATE AND THE PROGRAM

When NC State had the instructors from The Program come to campus this fall, the Wolfpack players pushed themselves mentally and physically to their limits. At the end of the grueling two days, it was Caleb Martin who the instructors dubbed 'The Spartan Warrior'. Martin was lauded as the team's best leader during the two days and demonstrated teamwork and mental and physical toughness. That has translated onto the court for the 6-7 sophomore wing, who is averaging 15.2 points per game and is fourth in the ACC in minutes played (36.2).

THE PROGRAM

Here are some of the physical activities the Wolfpack did with the military instructors from The Program:

- different series of exercises and drills conducted in perfect precision
- drills involving 50-lb. sandbags and 7-foot-long poles
- fireman-carry suicides for 21-, 41- and 61-yard lengths done only with teammate instruction
- individual and team drills in the pool beginning at 4 a.m.



SCAN THIS QR CODE
FOR MORE CONTENT


WHAT DO WE NEED TO REPLACE?

NC State must replace three of its top four scorers from last season's. Trevor Lacey (2nd Team All-ACC) and Ralston Turner were the team's top scorers, followed by returnee Cat Barber and outbound transfer Kyle Washington.


- NC State lost 53% of overall scoring
- Turner and Lacey: 28.5 ppg and 72% of team's made 3FGs
- Turner and Lacey: Scored 40% of NC State's points (43% in ACC play)



Trevor Lacey
15.7 ppg, .392 3FG%



Ralston Turner
12.8 ppg, .367 3FG%



Kyle Washington
6.8 ppg, 18 starts

2015-16 MISCELLANEOUS STATS

Stat	NCSU	Opp.
Pts Per Game off TOs	12.1	11.5
2nd Chance Pts Per Game	15.1	12.2
Pts in Paint Per Game	29.6	28.7
Fast Break Pts	8.9	11.2
Bench Scoring	11.8	20.4

Dunks

Abu 26, Anya 14, Ca. Martin 3, Co. Martin 2, Kirk 2, Freeman 1

Charges Taken

Ca. Martin 7, Barber 7, Freeman 6, Co. Martin 4

Deflections (unofficial)

Ca. Martin 36, Cody Martin 28, Barber 23, Rowan 18, Anya 13, Freeman 10, Abu 4

And 1's

Abu 10, Anya 10, Barber 9, Rowan 4, Freeman 3, Ca. Martin 2, Co. Martin 2

FTs on And 1: 22 of 40 (.550)

Control Opening Jump Ball

12 of 20 (last vs. Duke)

#Cat12 Assist Check

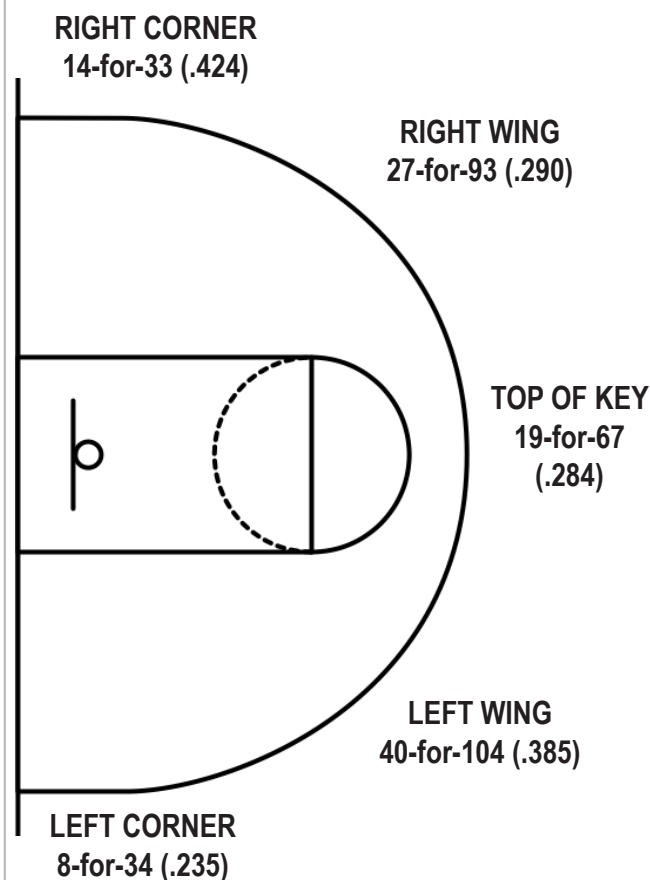
NC State point guard Cat Barber this season has 93 assists against 49 turn-over this season. Here's a breakdown of Barber's assists this season:

Barber Assists	93
Barber Turnovers	49
3-Pointers	33
Lay-ups/Dunks	24

Player	No.	Pct.
To Maverick Rowan	31	33.3
To Caleb Martin	25	26.9
To Abdul-Malik Abu	18	19.3
To Lennard Freeman	6	6.5
To BeeJay Anya	6	6.5
To Cody Martin	6	6.5
To Shaun Kirk	1	1.0

AROUND THE WORLD

Here is a visual of NC State's long-range shooting this season around the 3-point arc:



WHO HAVE WE BEATEN?

NC State has played a top 40 strength of schedule every season under Mark Gottfried. The Wolfpack does have another strong slate this year, here's a rankings breakdown of NC State's wins this season:

Team	ESPN RPI	KenPom
South Alabama	233	287
IUPUI	182	188
LSU (Ranked #22)	95	63
Winthrop	172	168
Bucknell	204	165
South Florida	247	265
High Point	168	151
Missouri	157	175
UNCG	301	257
Northeastern	113	127
Pittsburgh (Ranked #20)	37	47

Game #1 - William & Mary 85, NC State 68

Nov. 13, 2015 - PNC Arena

William & Mary 85 • 1-0

#	Player	Total			3-Ptr			Rebounds			PF	TP	A	TO	Blk	Stl	Min
		FG-FGA	FG-FGA	FT-FTA	Off	Def	Tot	Off	Def	Tot							
00	Dixon, Daniel	* 7-13	4-9	1-2	0	3	3	3	19	1	4	1	0	32			
04	Prewitt, Omar	* 5-13	2-5	5-6	1	5	6	1	17	3	2	0	2	32			
25	Tarpey, Terry	* 4-7	0-1	3-5	2	6	8	0	11	3	2	0	5	30			
31	Sheldon, Sean	* 3-5	0-0	2-2	4	4	8	2	8	1	4	1	0	22			
34	Cohn, David	* 3-9	1-2	2-2	0	7	7	1	9	5	1	0	0	29			
05	Malinowski, Greg	* 3-6	0-3	0-0	1	1	2	0	6	1	0	0	2	18			
10	Burchfield, Connor	* 3-3	2-2	0-0	0	1	1	2	8	0	1	0	0	8			
11	Schlotman, Michael	* 0-0	0-0	0-0	0	2	2	1	0	2	0	0	1	11			
41	Whitman, Jack	* 2-3	0-0	0-0	0	1	1	5	4	0	0	0	0	9			
50	Seacat, Hunter	* 1-1	0-0	1-2	0	0	0	2	3	0	0	0	0	9			
Team					3	1	4										
Totals		31-60	9-22	14-19	11	31	42	17	85	16	14	2	10	200			

FG % 1st Half: 16-30 53.3% 2nd half: 15-30 50.0% Game: 31-60 51.7% Deadball
 3FG % 1st Half: 7-13 53.8% 2nd half: 2-9 22.2% Game: 9-22 40.9% Rebound
 FT % 1st Half: 12-16 75.0% 2nd half: 2-3 66.7% Game: 14-19 73.7%

NC State 68 • 0-1

#	Player	Total			3-Ptr			Rebounds			PF	TP	A	TO	Blk	Stl	Min
		FG-FGA	FG-FGA	FT-FTA	Off	Def	Tot	Off	Def	Tot							
00	Abu, Abdul-Malik	* 8-16	0-0	1-2	3	3	6	3	17	4	1	0	1	30			
01	Freeman, Lennard	* 0-0	0-0	0-0	1	3	4	1	0	1	0	0	0	13			
03	Henderson, Terry	* 0-3	0-1	0-0	1	0	1	1	0	0	1	0	0	7			
12	Barber, Anthony	* 4-16	0-3	3-4	3	2	5	2	11	6	1	0	1	40			
14	Martin, Caleb	* 8-17	5-10	0-0	2	1	3	2	21	2	3	2	4	38			
15	Martin, Cody	* 0-3	0-0	0-0	2	3	5	2	0	2	2	1	0	16			
21	Any, BeeJay	* 1-1	0-0	1-5	0	6	6	2	3	0	2	0	1	22			
24	Rowan, Maverick	* 6-15	1-8	3-3	1	2	3	4	16	0	2	0	1	34			
Team					3	2	5										
Totals		27-71	6-22	8-14	16	22	38	17	68	15	10	5	8	200			

FG % 1st Half: 14-40 35.0% 2nd half: 13-31 41.9% Game: 27-71 38.0% Deadball
 3FG % 1st Half: 4-14 28.6% 2nd half: 2-8 25.0% Game: 6-22 27.3% Rebound
 FT % 1st Half: 3-6 50.0% 2nd half: 5-8 62.5% Game: 8-14 57.1%

Officials: Roger Ayers, Ray Styons, Andrew Marotta
 Technical fouls: William & Mary-None. NC State-None.
 Attendance: 16377

Fouled out: W&M: #41 Whitman, J. at 6:15 in 2nd half

Score by periods				1st	2nd	Total				
William & Mary				51	34	85				
NC State				35	33	68				

Points	In	Off	2nd	Fast	Bench
WM	40	14	11	17	21
ST	28	13	14	4	19

Game #3 - NC State 79, IUPUI 56

Nov. 18, 2015 - Tallahassee, Fla.

IUPUI 56 • 1-2

#	Player	Total			3-Ptr			Rebounds			PF	TP	A	TO	Blk	Stl	Min
		FG-FGA	FG-FGA	FT-FTA	Off	Def	Tot	Off	Def	Tot							
00	Combs, Darell	* 1-11	0-3	3-4	0	1	1	4	5	5	3	0	1	28			
02	Archie, Mason	* 4-13	3-8	0-0	0	3	3	4	11	0	0	0	0	32			
15	O'Leary, Matt	* 6-11	4-8	1-1	2	4	6	4	17	0	3	0	3	30			
22	Barksdale, Marcellus	* 1-5	0-0	2-2	2	4	6	5	4	1	3	0	2	26			
33	Osborne, Nick	* 2-6	0-0	0-0	2	5	7	4	4	0	2	1	0	16			
01	Henderson, T.J.	* 3-5	1-2	0-0	0	1	1	5	7	3	1	1	0	23			
05	Svete, Leo	* 1-4	1-3	0-0	0	1	1	1	3	0	0	0	0	9			
20	Sinn, Grant	* 0-1	0-1	0-0	0	0	0	0	0	0	0	0	0	1			
24	Hall, Evan	* 0-1	0-0	0-0	0	2	2	5	0	0	0	0	0	12			
31	Hubler, John	* 0-0	0-0	1-3	0	0	0	0	1	0	0	0	0	2			
45	Brennan, Aaron	* 2-3	0-0	0-1	1	3	4	2	4	0	1	0	0	21			
Team					3	3	6										
Totals		20-60	9-25	7-11	10	27	37	34	56	9	13	2	6	200			

FG % 1st Half: 11-29 37.9% 2nd half: 9-31 29.0% Game: 20-60 33.3% Deadball
 3FG % 1st Half: 5-13 38.5% 2nd half: 4-12 33.3% Game: 9-25 36.0% Rebound
 FT % 1st Half: 0-1 0.0% 2nd half: 7-10 70.0% Game: 7-11 63.6%

NC State 79 • 2-1

#	Player	Total			3-Ptr			Rebounds			PF	TP	A	TO	Blk	Stl	Min
		FG-FGA	FG-FGA	FT-FTA	Off	Def	Tot	Off	Def	Tot							
00	Abu, Abdul-Malik	* 4-9	0-0	6-11	3	6	9	1	14	1	2	2	0	31			
01	Freeman, Lennard	* 3-3	0-0	1-3	3	3	6	2	7	0	2	1	0	22			
12	Barber, Anthony	* 5-16	0-1	9-11	0	4	4	3	19	3	2	1	0	37			
14	Martin, Caleb	* 5-15	2-8	3-5	3	4	7	3	15	2	1	1	1	35			
24	Rowan, Maverick	* 5-12	4-9	1-3	2	5	7	2	15	1	2	0	0	33			
04	Brickhouse, Chris	* 0-0	0-0	0-0	0	0	0	0	0	0	0	0	0	1			
13	Corchiani Jr., Chris	* 0-0	0-0	0-0	0	0	0	0	0	0	0	0	0	1			
15	Martin, Cody	* 1-1	0-0	2-3	2	2	4	1	4	4	1	0	0	16			
21	Any, BeeJay	* 1-1	0-0	1-3	0	5	5	3	3	0	1	3	2	21			
22	Kirk, Shaun	* 1-1	0-0	0-0	0	0	0	2	2	0	0	0	0	2			
25	Cannon, Chase	* 0-3	0-1	0-0	1	1	2	0	0	0	0	0	0	1			
Team					6	2	8										
Totals		25-61	6-19	23-39	20	32	52	17	79	11	11	8	3	200			

FG % 1st Half: 14-31 45.2% 2nd half: 11-30 36.7% Game: 25-61 41.0% Deadball
 3FG % 1st Half: 3-10 30.0% 2nd half: 3-9 33.3% Game: 6-19 31.6% Rebound
 FT % 1st Half: 7-16 43.8% 2nd half: 16-23 69.6% Game: 23-39 59.0%

Officials: Les Jones, William Humes, Tim Ebersole
 Technical fouls: IUPUI-None. NC State-None.

Attendance: 14660

Fouled out: IUPUI: #1 Henderson, T. at 9:12 in 2nd half

#24 Hall, E. at 5:25 in 2nd half

#22 Barksdale, M. at 1:25 in 2nd half

Game #2 - NC State 88, South Alabama 70

Nov. 15, 2015 - PNC Arena

South Alabama 70 • 1-1

#	Player	Total			3-Ptr			Rebounds			PF	TP	A	TO	Blk	Stl	Min
		FG-FGA	FG-FGA	FT-FTA	Off	Def	Tot	Off	Def	Tot							
01	Williams, Ken	* 3-15	2-8	0-0	2	3	5	0	8	3	1	0	2	28			
04	Stevens, Barrington	* 4-8	2-4	0-0	0	1	1	0	10	2	1	0	0	23			
10	Boyanov, Georgi	* 0-4	0-1	2-2	1	7	8	3	2	0	0	0	0	23			
11	Marjan, Nikola	* 0-0	0-0	1-3	1	1	2	5	1	0	3	0	0	16			
24	Stover, Nick	* 0-6	0-2	1-3	0	0	0	3	1	1	2	1	1	15			
00	Calhoun, Shaq	* 2-5	1-2	0-0	0	1	1	3	5	2	0	0	0	9			
02	Johnson, Taishaun	* 5-12	0-4	8-9	3	4	7	3	18	1	2	0	0	22			
05	Muepokelly, Don	* 4-9	1-2	0-0	4	1	5	4	9	0	0	1	1	27			
20	Whittingham, Tafari	* 1-7	1-1	3-8	2	0	2	1	6	0	1	0	1	17			
22	Brown, John	* 4-7	2-2	0-0	2	5	7	2	10	0	0	0	0	20			
Team					3	1	4										
Totals		23-73	9-26	15-25	18	24	42	24	70	9	10	2	5	200			

FG % 1st Half: 11-33 33.3% 2nd half: 12-40 30.0% Game: 23-73 31.5% Deadball
 3FG % 1st Half: 4-12 33.3% 2nd half: 5-14 35.7% Game: 9-26 34.6% Rebound
 FT % 1st Half: 8-13 61.5% 2nd half: 7-12 58.3% Game: 15-25 60.0%

NC State 88 • 1-1

#	Player	Total		3-Ptr		Rebounds			PF	TP	A	TO	Blk	Stl	Min
		FG-FTA	FG-FGA	FT-FTA	Off	Def	Tot								
00	Abu, Abdul-Malik	* 5-9	0-0	4-7	3	3	6	4	14	2	2	0	0	20	
01	Freeman, Lennard	* 2-5	0-0	1-2	2	11	13	4	5	1	3	0	0	29	
12	Barber, Anthony	* 3-11	0-1	11-12	10	12	4	3	17	8	5	0	1	39	
14	Martin, Caleb	* 7-10	4-6	1-1	0	6	6	2	19	0	2	0	0	37	
24	Rowan, Maverick	* 5-10	2-6	3-4	0	1	1	4	15	0	0	0	1	26	
04	Brickhouse, Chris	0-0	0-0	0-0	0	0	0	0	0	0	0	0	0	1	
13	Corchiani Jr., Chris	1-1	0-0	0-0	0	0	0	0	2	0	0	0	0	1	
15	Martin, Cody	3-5	0-1	2-2	1	1	2	1	8	0	0	0	1	19	
21	Any, BeeJay	3-4	0-0	2-6	1	4	5	5	8	3	2	5	1	25	
22	Kirk, Shaun	0-1	0-1	0-0	0	0	0	0	0	0	0	0	0	2	
25	Cannon, Chase	0-1	0-1	0-0	0	0	0	0	0	0	0	0	0	1	
	Team				1	1	2								
	Totals	29-57	6-16	24-34	10	37	47	23	88	14	14	5	4	200	

Game #5 - NC State 83, #22/17 LSU 72 (OT)

Nov. 24, 2015 - Brooklyn, N.Y.

LSU 72 • 3-2

#	Player		Total		3-Ptr		Rebounds			PF	TP	A TO Blk Stl					Min
			FG-FA	FG-FGA	FT-FTA	Off	Def	Tot	A			TO	Blk	Stl			
25	SIMMONS, Ben	f	1-6	0-0	2-5	3	11	14	5	4	10	0	3	3	40-		
03	ROBINSON III, Elbert	c	2-4	0-0	0-0	2	2	4	4	4	0	3	1	0	21		
02	BLAKENEY, Antonio	g	4-17	3-11	0-0	0	3	3	0	11	1	2	0	1	34		
15	PATTERSON, Jaly	g	3-5	1-3	0-0	0	0	0	3	7	1	2	0	2	16		
55	QUARTERMAN, Tim	g	7-20	3-7	2-3	4	5	9	2	19	2	1	0	0	38		
00	SAMPSON, Brandon		7-12	4-9	0-0	1	2	3	0	18	1	1	0	1	25		
05	GRAY, Josh		2-11	0-3	0-0	1	1	2	4	4	2	2	1	1	26		
20	BRIDGEWATER, Brian		2-2	0-0	1-2	1	3	4	4	5	0	1	0	1	24		
21	EPPS, Aaron		0-0	0-0	0-0	0	0	0	1	0	0	0	0	0	1		
Team						0	2	2									
Totals			28-77	11-33	5-10	12	29	41	23	72	17	12	5	9	225		
FG % 1st Half: 13-31 41.9%			2nd half: 12-37 32.4%		OT: 3-9 33.3%		Game: 28-77 36.4%		Deadba								
3FG % 1st Half: 3-13 23.1%			2nd half: 7-16 43.8%		OT: 1-4 25.0%		Game: 11-33 33.3%		Rebound								
FT % 1st Half: 2-3 66.7%			2nd half: 3-7 42.9%		OT: 0-0 0.0%		Game: 5-10 50.0%		4								

NC State 83 • 3-2

##	Player		Total		3-Ptr		Rebounds			PF	TP	A TO Blk Stl					Min
			FG-FGA	FG-FGA	FT-FTA	Off Def Tot	PF	TP	A TO Blk Stl								
00	Abu, Abdul-Malik	f	6-14	0-0	3-6	3 9 12	1	15	1 1 0 0	29							
01	Freeman, Lennard	f	1-2	0-0	2-2	3 1 4	3	4	1 2 0 0	19							
24	Rowan, Maverick	f	3-11	2-7	2-2	2 2 4	1	10	2 1 0 0	39							
12	Barber, Anthony	g	4-12	0-0	12-12	0 7 7	0	20	7 1 0 1	43							
14	Martin, Caleb	g	6-18	4-10	0-0	0 9 9	2	16	3 4 1 1	37							
15	Martin, Cody		6-10	0-0	2-3	6 4 10	2	14	4 2 1 4	37							
21	Any, BeeJay		1-1	0-0	2-4	1 2 3	2	4	0 0 0 0	21							
Team						1 4 5			3								
Totals			27-68	6-17	23-29	16 38 54	11	83	18 14 2 6	225							

FG % 1st Half: 13-32 40.6% 2nd half: 10-29 34.5% OT: 4-7 57.1% Game: 27-68 39.7% Deadba
3FG % 1st Half: 3-7 42.9% 2nd half: 2-9 22.2% OT: 1-1 100.0% Game: 6-17 35.3% Rebound
FT % 1st Half: 4-4 100.0% 2nd half: 10-15 66.7% OT: 9-10 90.0% Game: 23-29 79.3%

Officials: Brian O'Connell, Guy Pagano, Tom Courtney
Technical fouls: LSU-None. NC State-None.
Attendance: 4775
2015 FanDuel Legends Classic Consolation Game

Score by periods				1st	2nd	OT	Total						
LSU				31	34	7	72	Points	In	Off	2nd	Fast	Bench
NC State				33	32	18	83	LSU	Paint	T/O	Chance	Break	27
								ST	32	12	12	18	18

Game #7 - Michigan 66, NC State 59

Dec. 1, 2015 - PNC Arena

Michigan 66 • 5-2

##	Player		Total		3-Ptr		Rebounds			PF	TP	A TO Blk Stl					Min
			FG-FGA	FG-FGA	FT-FTA	Off Def Tot	PF	TP	A TO Blk Stl								
10	Walton Jr., Derrick	*	1-1	0-0	2-2	0 2 2	0	4	2 2 0 1	13							
02	Irvin, Zak	*	3-11	1-6	0-0	1 4 5	2	7	4 1 0 0	37							
23	LeVert, Caris	*	4-10	1-4	9-10	0 9 9	2	18	7 2 1 0	37							
24	Dawkins, Aubrey	*	1-3	0-0	0-0	0 0 0	3	2	0 1 0 0	15							
32	Doyle, Ricky	*	3-4	0-0	0-0	0 4 4	2	6	0 3 1 0	16							
02	Albrecht, Spike		0-0	0-0	0-0	0 0 0	1	0	1 0 0 0	5							
03	Chatman, Kameron		0-0	0-0	0-0	0 1 1	2	0	1 0 0 0	5							
05	Wilson, D.J.		0-0	0-0	0-0	0 0 0	0	0	0 0 0 0	1							
12	Abdur-Rahkman, M-A		2-4	0-2	0-0	0 4 4	1	4	0 0 0 1	25							
13	Wagner, Moritz		4-7	0-1	0-1	1 1 2	4	8	0 2 0 0	23							
22	Robinson, Duncan		6-8	5-7	0-0	0 3 3	3	17	0 0 0 1	23							
Team						0 2 2											
Totals			24-48	7-20	11-13	2 30 32	20	66	15 11 2 3	200							

FG % 1st Half: 13-24 54.2% 2nd half: 11-24 45.8% Game: 24-48 50.0% Deadba
3FG % 1st Half: 4-10 40.0% 2nd half: 3-10 30.0% Game: 7-20 35.0% Rebound
FT % 1st Half: 4-4 100.0% 2nd half: 7-9 77.8% Game: 11-13 84.6%

NC State 59 • 4-3

##	Player		Total		3-Ptr		Rebounds			PF	TP	A TO Blk Stl					Min
			FG-FGA	FG-FGA	FT-FTA	Off Def Tot	PF	TP	A TO Blk Stl								
00	Abu, Abdul-Malik	*	0-6	0-0	2-2	0 1 1	1	2	0 0 0 0	13							
01	Freeman, Lennard	*	0-3	0-0	0-0	4 2 6	1	0	1 0 0 1	20							
12	Barber, Anthony	*	6-13	0-1	4-4	1 2 3	5	16	4 1 0 0	36							
14	Martin, Caleb	*	5-12	3-9	6-6	3 4 7	2	19	1 1 0 1	38							
24	Rowan, Maverick	*	1-11	1-6	2-2	1 6 7	3	5	1 2 0 2	35							
15	Martin, Cody		3-7	0-0	2-4	0 2 2	1	8	1 0 0 1	28							
21	Any, BeeJay		4-5	0-0	1-6	2 5 7	2	9	0 2 3 0	28							
22	Kirk, Shaun		0-1	0-1	0-0	0 0 0	2	0	0 1 0 1	2							
Team						2 1 3											
Totals			19-58	4-17	17-24	13 23 36	17	59	8 7 3 6	200							

FG % 1st Half: 11-29 37.9% 2nd half: 8-29 27.6% Game: 19-58 32.8% Deadba
3FG % 1st Half: 3-11 27.3% 2nd half: 1-6 16.7% Game: 4-17 23.5% Rebound
FT % 1st Half: 1-3 33.3% 2nd half: 16-21 76.2% Game: 17-24 70.8%

Officials: Jamie Luckie, Mike Eades, Bill Covington
Technical fouls: Michigan-None. NC State-None.
Attendance: 17645
Fouled out: NCSU: #12 Barber, A. @ 0:17.4 in 2nd half

Score by periods				1st	2nd	Total						
Michigan				34	32	66	Points	In	Off	2nd	Fast	Bench
NC State				26	33	59	MICH	Paint	T/O	Chance	Break	29
							ST	18	6	11	7	17

Last FG - MICH 2nd-02:12, ST 2nd-00:01.
Largest lead - MICH by 15 2nd-14:27, ST by 5 1st-18:23.
MICH led for 28:20. ST led for 10:05. Game was tied for 01:30.

Score tied - 1 time.
Lead changed - 5 times.

Game #6 - NC State 87, Winthrop 79

Nov. 27, 2015 - PNC Arena

Winthrop 79 • 4-1

##	Player		Total		3-Ptr		Rebounds			PF	TP	A TO Blk Stl					Min
			FG-FGA	FG-FGA	FT-FTA	Off Def Tot	PF	TP	A TO Blk Stl								
05	Johnson, Keon	*	4-12	3-6	4-4	0 2 2	4	15	1 1 0 0	32							
12	Cooks, Xavier	*	4-7	0-2	2-3	1 2 3	5	10	3 1 0 0	23							
13	Broman, Bjorn	*	4-10	2-6	0-0	1 2 3	4	10	3 1 0 0	36							
25	Price, Zach	*	1-5	0-0	1-2	0 3 3	3	3	0 1 0 1	14							
42	Davenport, Joshua	*	1-3	0-0	0-0	2 5 7	4	2	2 1 0 1	19							
00	Okeke, Duby		0-5	0-0	1-2	3 5 8	3	1	0 5 4 1	24							
01	Perkins, Roderick		0-4	0-2	0-0	2 2 4	1	0	1 0 0 0	14							
32	Poole, Freddy		0-0	0-0	0-0	0 0 0	0	0	0 0 0 1	2							
44	Gavin, Jimmy		10-15	7-12	11-12	1 1 2	3	38	1 1 0 1	36							
Team						0 2 2			2								
Totals			24-61	12-28	19-23	10 24 34	27	79	11 13 4 5	200							

FG % 1st Half: 13-32 40.6% 2nd half: 11-29 37.9% Game: 24-61 39.3% Deadba
3FG % 1st Half: 7-16 43.8% 2nd half: 5-12 41.7% Game: 12-28 42.9% Rebound
FT % 1st Half: 6-8 75.0% 2nd half: 13-15 86.7% Game: 19-23 82.6%

NC State 87 • 4-2

#	Player		Total		3-Ptr	Rebounds					PF	TP	A TO Blk Stl				Min
			FG-FGA	FG-FGA	FT-FTA	Off	Def	Tot	A	TO			Blk	Stl			
00	Abu, Abdul-Malik	*	1-4	0-0	0-2	0	3	3	2	2	2	2	0	1	1	14	
01	Freeman, Lennard	*	4-7	0-0	1-4	3	7	10	2	9	1	0	0	0	31		
12	Barber, Anthony	*	9-19	0-0	19-22	1	3	4	2	37	8	3	0	0	39		
14	Martin, Caleb	*	3-8	1-6	4-4	1	4	5	4	11	1	1	1	1	37		
24	Rowan, Maverick	*	7-13	3-6	0-0	2	3	5	4	17	1	1	0	0	34		
15	Martin, Cody		3-8	0-0	1-2	2	3	5	2	7	2	0	1	1	26		
21	Anyu, BeeJay		2-3	0-0	0-0	1	1	2	5	4	0	2	4	1	19		
Team						3	4	7									
Totals			29-62	4-12	25-34	13	28	41	21	87	15	9	6	4	200		
FG % 1st Half: 14-30 46.7% 2nd half: 15-32 46.9% Game: 29-62 46.8%																	
3FG % 1st Half: 3-6 50.0% 2nd half: 1-6 16.7% Game: 4-12 33.3%																	
FT % 1st Half: 9-13 69.2% 2nd half: 16-21 76.2% Game: 25-34 73.5%																	
															Deadball Rebounds 5		

Game #9 - NC State 65, South Florida 46

Dec. 13, 2015 - Tampa, Fla.

NC State 65 • 6-3

#	Player		Total		3-Ptr	Rebounds					PF	TP	A	TO	Blk	Stl	Min
			FG-FGA	FG-FGA		FT-FTA	Off	Def	Tot								
00	Abu, Abdul-Malik	f	5-13	0-0	1-2	9	5	14	3	11	1	1	0	1	29		
21	Any, BeeJay	f	7-8	0-0	3-6	2	5	7	3	17	1	2	5	1	24		
12	Barber, Anthony	g	6-20	1-5	6-8	2	5	7	0	19	6	3	0	1	40-		
14	Martin, Caleb	g	1-10	1-7	0-0	0	5	5	1	3	2	2	1	0	34		
24	Rowan, Maverick	g	1-10	0-7	1-1	1	1	2	3	3	2	0	0	0	29		
01	Freeman, Lennard		2-3	0-0	1-2	5	3	8	1	5	1	0	0	1	25		
15	Martin, Cody		2-2	0-0	0-2	0	3	3	2	4	0	1	0	2	15		
22	Kirk, Shaun		1-2	1-2	0-0	0	1	1	1	3	0	0	0	0	4		
	Team					3	1	4									
Totals			25-68	3-21	12-21	22	29	51	14	65	13	9	6	6	200		
FG % 1st Half: 15-39 38.5% 2nd half: 10-29 34.5% Game: 25-68 36.8% Deadba																	
3FG % 1st Half: 2-12 16.7% 2nd half: 1-9 11.1% Game: 3-21 14.3% Rebound																	
FT % 1st Half: 3-6 50.0% 2nd half: 9-15 60.0% Game: 12-21 57.1% 5																	

USF 46 • 2-8

		Total		3-Ptr	Rebounds										
#	Player		FG-3A	FG-3A	FT-FTA	Off	Def	Tot	PF	TP	A	TO	Blk	Stl	Min
01	PERRY, Chris	f	0-3	0-0	2-2	1	5	6	4	2	1	0	0	0	17
22	NUNEZ, Angel	f	2-8	1-4	0-0	1	2	3	1	5	0	2	0	0	28
33	GUERRERO, Ruben	c	3-6	0-0	0-0	2	3	5	1	6	0	2	3	0	24
00	MCMURRAY, Jahmal	g	6-16	1-5	0-0	0	4	4	3	13	4	0	0	2	36
05	MORILLO, Nehemias	g	4-10	0-3	2-3	0	0	0	2	10	1	1	0	1	31
03	PETERS, Roddy		1-3	0-0	0-0	1	0	1	0	2	0	1	0	0	8
15	COUSINS, Jaleel		2-10	0-0	4-6	8	4	12	3	8	0	4	1	1	27
35	ZEIGLER, Bo		0-4	0-0	0-0	1	3	4	3	0	0	3	2	1	22
42	SANTOS, Luis		0-1	0-0	0-0	0	2	2	2	0	0	0	0	0	7
Team						2	2	4			1				
Totals			18-61	2-12	8-11	16	25	41	19	46	6	14	6	5	200
FG % 1st Half: 5-28 17.9% 2nd half: 13-33 39.4% Game: 18-61 29.5% Deadba															
3FG % 1st Half: 0-4 0.0% 2nd half: 2-8 25.0% Game: 2-12 16.7% Rebound															
FT % 1st Half: 5-6 83.3% 2nd half: 3-5 60.0% Game: 8-11 72.7% 1															

Officials: Gerry Pollard, Joe DeRosa, Jeff Clark
Technical fouls: NC State-None. USF-None.
Attendance: 2945
Time of Game: 1:44

Score by periods	1st	2nd	Total		In	Off	2nd	Fast	
NC State	35	30	65	Points	Paint	T/O	Chance	Break	Bench
USF	15	31	46	ST	32	19	15	8	12
				USF	18	7	10	6	10

Game #11 - NC State 73, Missouri 59

Dec. 19, 2015 - Columbia, Mo.

NC State 73 • 8-3

#	Player	Total		3-Ptr	Rebounds			PF	TP	A	TO	Blk	Stl	Min	
		FG-FGA	FG-FGA		FT-FTA	Off	Def								Tot
00	Abu, Abdul-Malik	*	4-8	0-0	5-5	3	8	11	3	13	0	1	1	0	33
12	Barber, Anthony	*	9-15	2-4	13-15	1	6	7	2	33	4	3	0	0	39
14	Martin, Caleb	*	2-14	1-9	0-0	1	1	2	2	5	2	2	0	1	29
21	Any, BeeJay	*	1-2	0-0	1-2	1	5	6	3	3	1	2	1	0	22
24	Rowan, Maverick	*	4-9	2-3	2-4	2	1	3	3	12	2	0	0	0	32
01	Freeman, Lennard		0-1	0-0	1-2	2	4	6	2	1	0	0	0	1	24
15	Martin, Cody		2-5	0-0	2-2	2	0	2	2	6	1	0	2	2	21
	Team					3	1	4			1				
Totals			22-54	5-16	24-30	15	26	41	17	73	10	9	4	4	200
FG % 1st Half: 11-26 42.3% 2nd half: 11-28 39.3% Game: 22-54 40.7% Deadball															
3FG % 1st Half: 3-9 33.3% 2nd half: 2-7 28.6% Game: 5-16 31.3% Rebounds															
FT % 1st Half: 4-7 57.1% 2nd half: 20-23 87.0% Game: 24-30 80.0% 1															

Mizzou 59 • 5-5

		Total		3-Ptr	Rebounds										
#	Player	FG-FA	FG-FA	FT-FTA	Off	Def	Tot	PF	TP	A	TO	Blk	Stl	Min	
01	PHILLIPS	*	2-6	1-3	2-2	0	1	1	3	7	1	1	0	21	
12	WRIGHT	*	0-6	0-1	2-6	0	3	3	1	2	0	0	0	2	19
15	CLARK	*	3-9	1-3	0-0	1	1	2	3	7	3	1	0	0	22
24	PURYEAR	*	1-2	0-0	2-2	0	2	2	1	4	0	0	0	0	25
44	ROSBURG	*	1-2	0-0	0-1	2	4	6	4	2	1	1	0	0	15
04	ISABELL		4-7	1-2	1-2	1	2	3	2	10	2	2	0	2	24
05	ALLEN		1-1	0-0	1-4	1	0	1	0	3	0	0	0	0	4
10	WALTON		2-3	0-1	0-2	0	0	0	2	4	3	3	0	0	11
23	GANT		2-5	0-0	0-0	1	1	2	2	4	0	0	1	1	16
25	WOODS		2-3	0-0	0-0	0	4	4	3	4	2	0	1	0	19
33	VANLEER		4-7	4-7	0-0	0	2	2	1	12	1	0	0	0	24
Team						1	2	3							
Totals			22-51	7-17	8-19	7	22	29	22	59	13	8	2	6	200
FG % 1st Half: 12-27 44.4% 2nd half: 10-24 41.7% Game: 22-51 43.1% Deadball															
3FG % 1st Half: 3-8 37.5% 2nd half: 4-9 44.4% Game: 7-17 41.2% Rebounds															
FT % 1st Half: 1-2 50.0% 2nd half: 7-17 41.2% Game: 8-19 42.1% 7															

Officials: William Humes, Tim Nestor, Jeffrey Anderson
Technical fouls: NC State-None. Mizzou-None.
Attendance: 8087

Game #10 - NC State 76, High Point 73

Dec. 16, 2015 - PNC Arena

High Point 73 • 8-3

#	Player	Total		3-Ptr	Rebounds			PF	TP	A	TO	Blk	Stl	Min	
		FG-FGA	FG-FGA		FT-FTA	Off	Def								Tot
00	Brown, John	*	6-17	0-0	5-6	7	0	7	4	17	2	1	4	2	32
11	Mcintyre, Haiishen	*	0-1	0-1	4-4	0	3	3	2	4	2	0	0	0	24
15	Cugini, Lorenzo	*	4-10	4-7	0-0	0	5	5	2	12	3	2	0	1	36
22	Weary, Adam	*	7-10	0-0	1-1	1	1	2	4	15	3	1	0	2	34
24	Lindauer, Anthony	*	6-11	3-5	3-3	1	6	7	3	18	3	2	1	2	36
02	White, Austin		0-1	0-0	0-0	0	0	0	1	0	0	0	0	0	5
03	Fox, Andre		0-1	0-0	0-0	0	1	1	2	0	0	1	0	0	5
10	Thompson, Tarique		1-4	0-0	0-0	1	1	2	1	2	0	0	0	0	12
12	Perez-Laham, Jorge		2-5	1-3	0-0	1	3	4	2	5	1	1	0	0	16
	Team					0	2	2			1				
Totals			26-60	8-16	13-14	11	22	33	21	73	14	9	5	7	200
FG % 1st Half: 11-28 39.3% 2nd half: 15-32 46.9% Game: 26-60 43.3% Deadba															
3FG % 1st Half: 2-5 40.0% 2nd half: 6-11 54.5% Game: 8-16 50.0% Rebound															
FT % 1st Half: 7-7 100.0% 2nd half: 6-7 85.7% Game: 13-14 92.9% 0															

NC State 76 • 7-3

#	Player		Total		3-Ptr	Rebounds					PF	TP	A	TO	Blk	Stl	Min
			FG-FGA	FG-FGA		FT-FTA	Off	Def	Tot								
00	Abu, Abdul-Malik	*	5-8	0-0	3-4	5	4	9	2	13	0	3	2	1	23		
12	Barber, Anthony	*	10-22	3-5	3-4	1	4	5	2	26	6	0	0	0	40		
14	Martin, Caleb	*	2-6	0-4	0-3	2	2	4	2	4	0	1	0	0	33		
21	Any, BeeJay	*	2-4	0-0	1-3	2	5	7	2	5	1	1	4	1	30		
24	Rowan, Maverick	*	6-19	4-10	3-4	3	4	7	1	19	0	2	0	1	37		
01	Freeman, Lennard		2-3	0-0	0-0	2	3	5	4	4	0	1	0	0	12		
15	Martin, Cody		1-3	0-0	3-4	2	1	3	1	5	0	0	0	2	25		
Team						3	1	4									
Totals				28-65	7-19	13-22	20	24	44	14	76	7	9	6	5	200	
FG % 1st Half: 15-38 39.5% 2nd half: 13-27 48.1% Game: 28-65 43.1% Deadba																	
3FG % 1st Half: 2-9 22.2% 2nd half: 5-10 50.0% Game: 7-19 36.8% Rebound																	
FT % 1st Half: 4-7 57.1% 2nd half: 9-15 60.0% Game: 13-22 59.1% 4																	

Officials: Jeff Clark, Tim Kelly, Lamont Simpson
Technical fouls: High Point-None. NC State-None.
Attendance: 15602

Score by periods	1st	2nd	Total		In	Off	2nd	Fast	
High Point	31	42	73	Points	Paint	T/O	Chance	Break	Bench
NC State	36	40	76	HPU	26	12	10	14	7
				ST	32	14	21	11	9

.ast FG - HPU 2nd-01:48, ST 2nd-00:01.
.arrest lead - HPU bv 3 2nd-08:34, ST bv 7 1st-00:41.

Score tied - 13 times.
Lead changed - 14 times.

Game #12 - NC State 58, UNC Greensboro 52

Dec. 22, 2015 - PNC Arena

UNCG 52 • 4-8

Game #13 - NC State 72, Northeastern 66

Dec. 29, 2015 - PNC Arena

Northeastern 66 • 8-5

##	Player	Total		3-Ptr	Rebounds			PF	TP	A	TO	Blk	Stl	Min
		FG-FGA	FG-FGA		Off	Def	Tot							
04	Walker, David	* 5-12	3-7	0-1	0	1	1	2	13	5	5	0	1	34
11	Miller, Jeremy	* 3-6	0-2	2-2	2	3	5	1	8	0	1	2	1	26
12	Ford, Quincy	* 5-11	1-4	4-6	2	6	8	5	15	2	1	2	3	32
15	Donnelly, Caleb	* 4-6	4-6	0-0	0	0	0	1	12	0	1	0	1	29
33	Stahl, Zach	* 4-11	0-0	1-2	1	6	7	2	9	6	3	0	2	38
20	Begley, Devon	0-2	0-1	0-0	0	0	0	2	0	0	0	0	1	10
22	Gresham Jr., Donnell	3-4	3-4	0-0	0	1	1	3	9	0	1	0	1	20
30	Green, Anthony	0-1	0-0	0-0	1	0	1	1	0	0	0	0	0	3
34	Abakah, Kwesi	0-1	0-0	0-2	0	2	2	1	0	0	0	0	0	8
Team					0	3	3			1				
Totals		24-54	11-24	7-13	6	22	28	18	66	13	13	4	10	200

FG % 1st Half: 10-26 38.5% 2nd half: 14-28 50.0% Game: 24-54 44.4% Deadball Rebounds 2
 3FG % 1st Half: 2-10 20.0% 2nd half: 9-14 64.3% Game: 11-24 45.8%
 FT % 1st Half: 3-6 50.0% 2nd half: 4-7 57.1% Game: 7-13 53.8%

NC State 72 • 10-3

##	Player	Total		3-Ptr	Rebounds			PF	TP	A	TO	Blk	Stl	Min
		FG-FGA	FG-FGA		Off	Def	Tot							
00	Abu, Abdul-Malik	* 4-13	0-0	2-2	7	5	12	2	10	0	0	0	1	23
12	Barber, Anthony	* 11-20	1-3	6-8	2	3	5	2	29	3	2	0	0	40
14	Martin, Caleb	* 3-8	2-3	0-2	0	7	7	4	8	0	1	1	0	27
21	Any, BeeJay	* 1-2	0-0	0-0	2	3	5	1	2	0	2	2	2	23
24	Rowan, Maverick	* 6-12	4-8	0-0	0	2	2	3	16	2	3	0	1	38
01	Freeman, Lennard	3-4	0-0	1-2	1	3	4	1	7	0	2	0	3	27
15	Martin, Cody	0-1	0-0	0-0	0	3	3	3	0	3	1	1	1	22
Team					1	0	1							
Totals		28-60	7-14	9-14	13	26	39	16	72	8	11	4	8	200

FG % 1st Half: 10-31 32.3% 2nd half: 18-29 62.1% Game: 28-60 46.7% Deadball Rebounds 2,2
 3FG % 1st Half: 1-5 20.0% 2nd half: 6-9 66.7% Game: 7-14 50.0%
 FT % 1st Half: 6-7 85.7% 2nd half: 3-7 42.9% Game: 9-14 64.3%

Officials: Bryan Kersey, Jerry Heater, Ray Styons
 Technical fouls: Northeastern-None. NC State-None.
 Attendance: 17074
 Fouled out: NE: #12 Ford, Q. at 0:56.7 in 2nd half

Score by periods	1st	2nd	Total
Northeastern	25	41	66
NC State	27	45	72

Points	In	Off	2nd	Fast	Bench
NU	24	14	4	23	9
ST	32	19	8	13	7

Game #15 - #16/16 Louisville 77, NC State 72

Jan. 7, 2015 - PNC Arena

Louisville 77 • 13-2, 2-0

##	Player	Total		3-Ptr	Rebounds			PF	TP	A	TO	Blk	Stl	Min
		FG-FGA	FG-FGA		Off	Def	Tot							
00	Lee, Damion	* 4-8	3-5	2-4	0	2	2	3	13	1	1	0	0	36
03	Lewis, Trey	* 0-4	0-2	4-4	0	2	2	4	4	2	1	0	1	19
10	Johnson, Jaylen	* 3-8	0-0	2-2	3	4	7	3	8	0	0	1	0	21
32	Onuaku, Chinanu	* 6-9	0-0	0-2	2	12	14	1	12	0	3	1	1	32
45	Mitchell, Donovan	* 1-3	0-0	1-2	1	1	2	3	3	4	1	0	0	22
02	Snider, Quentin	7-11	4-6	3-5	0	0	0	2	21	2	1	0	2	32
05	Stockman, Matz	0-0	0-0	0-0	0	0	0	0	0	0	0	0	0	1
13	Spalding, Ray	6-8	0-0	0-0	2	0	2	3	12	1	1	0	1	19
14	Mahmoud, Anas	0-1	0-0	0-0	0	1	1	2	0	0	1	1	0	7
22	Adel, Deng	2-5	0-0	0-0	1	0	1	2	4	0	1	1	0	7
23	Levitich, David	0-0	0-0	0-0	0	1	1	0	0	0	0	0	0	4
Team					3	1	4			1				
Totals		29-57	7-13	12-19	12	24	36	23	77	10	11	4	5	200

FG % 1st Half: 14-31 45.2% 2nd half: 15-26 57.7% Game: 29-57 50.9% Deadball Rebounds 3
 3FG % 1st Half: 3-6 50.0% 2nd half: 4-7 57.1% Game: 7-13 53.8%
 FT % 1st Half: 3-4 75.0% 2nd half: 9-15 60.0% Game: 12-19 63.2%

NC State 72 • 10-5, 0-2

##	Player	Total		3-Ptr	Rebounds			PF	TP	A	TO	Blk	Stl	Min
		FG-FGA	FG-FGA		Off	Def	Tot							
00	Abu, Abdul-Malik	* 5-10	0-0	5-8	5	7	12	1	15	0	2	1	0	33
12	Barber, Anthony	* 7-22	1-7	5-5	0	3	3	2	20	4	1	0	1	39
14	Martin, Caleb	* 3-10	3-7	4-5	2	1	3	4	13	1	2	1	1	28
21	Any, BeeJay	* 1-2	0-0	0-4	5	2	7	3	2	1	0	1	0	22
24	Rowan, Maverick	* 5-13	4-8	3-3	1	1	2	4	17	1	0	0	0	32
01	Freeman, Lennard	0-1	0-0	2-4	3	3	6	3	2	0	1	1	0	24
15	Martin, Cody	1-3	0-0	1-2	2	2	4	0	3	2	3	1	0	22
Team					1	1	2			1				
Totals		22-61	8-22	20-31	19	20	39	17	72	9	10	5	2	200

FG % 1st Half: 8-30 26.7% 2nd half: 14-31 45.2% Game: 22-61 36.1% Deadball Rebounds 7
 3FG % 1st Half: 2-11 18.2% 2nd half: 6-11 54.5% Game: 8-22 36.4%
 FT % 1st Half: 11-18 61.1% 2nd half: 9-13 69.2% Game: 20-31 64.5%

Officials: Joe Lindsay, Michael Stephens, Doug Shows
 Technical fouls: Louisville-None. NC State-None.
 Attendance: 17762

Game #14 - Virginia Tech 73, NC State 68 (OT)

Jan. 2, 2016 - Blacksburg, Va.

NC State 68 • 10-4, 0-1

##	Player	Total		3-Ptr	Rebounds			PF	TP	A	TO	Blk	Stl	Min
		FG-FGA	FG-FGA		Off	Def	Tot							
00	Abu, Abdul-Malik	f 3-7	0-0	2-4	1	7	8	3	8	2	0	0	0	25
14	Martin, Caleb	f 4-17	3-13	3-3	1	3	4	2	14	0	2	1	0	40-
21	Any, BeeJay	f 1-4	0-0	4-10	7	5	12	4	6	1	0	5	0	33
12	Barber, Anthony	g 7-21	2-6	5-6	0	7	7	2	21	2	3	0	0	45
24	Rowan, Maverick	g 1-8	0-4	4-5	0	1	1	1	6	0	1	0	0	24
01	Freeman, Lennard	2-4	0-0	2-3	3	3	6	5	6	2	1	1	0	31
15	Martin, Cody	3-4	0-0	1-2	3	1	4	2	7	0	1	1	1	27
Team					6	2	8			2				
Totals		21-65	5-23	21-33	21	29	50	19	68	7	10	8	1	225

FG % 1st Half: 11-30 36.7% 2nd half: 9-29 31.0% OT: 1-6 16.7% Game: 21-65 32.3% Deadball Rebound 8
 3FG % 1st Half: 4-12 33.3% 2nd half: 1-8 12.5% OT: 0-3 0.0% Game: 5-23 21.7%
 FT % 1st Half: 8-9 88.9% 2nd half: 8-12 66.7% OT: 5-12 41.7% Game: 21-33 63.6%

Virginia Tech 73 • 9-5, 1-0

##	Player	Total		3-Ptr	Rebounds			PF	TP	A	TO	Blk	Stl	Min
		FG-FGA	FG-FGA		Off	Def	Tot							
00	Shane Henry	f 0-3	0-0	0-4	0	4	4	2	0	0	0	2	0	17
32	Zach LeDay	f 2-6	0-1	5-6	5	7	12	4	9	1	0	3	1	41
04	Seth Allen	g 9-19	3-5	2-2	1	3	4	3	23	1	2	1	1	39
10	Justin Bibbs	g 0-5	0-3	2-2	0	2	2	2	2	0	0	0	0	30
23	Jalen Hudson	g 10-21	1-5	2-3	2	1	3	5	23	0	1	1	0	28
05	Justin Robinson	3-5	0-1	0-0	1	2	3	2	6	1	0	0	0	20
11	Devin Wilson	0-2	0-1	1-2	0	2	2	2	1	0	0	0	0	19
21	Satchel Pierce	0-0	0-0	0-0	0	0	0	1	0	0	0	0	0	2
22	Johnny Hamilton	0-0	0-0	0-0	0	1	1	0	0	0	0	0	0	5
24	Kerry Blackshear Jr.	3-8	1-2	2-3	5	3	8	3	9	0	1	0	0	24
Team					2	0	2							
Totals		27-69	5-18	14-22	16	25	41	24	73	3	4	7	2	225

FG % 1st Half: 10-32 31.3% 2nd half: 14-29 48.3% OT: 3-8 37.5% Game: 27-69 39.1% Deadball Rebound 5,2
 3FG % 1st Half: 1-10 10.0% 2nd half: 4-7 57.1% OT: 0-1 0.0% Game: 5-18 27.8%
 FT % 1st Half: 3-6 50.0% 2nd half: 5-7 71.4% OT: 6-9 66.7% Game: 14-22 63.6%

Officials: Mike Eades, Lamar Simpson, Bill McCarthy
 Technical fouls: NC State-None. Virginia Tech-None.
 Attendance: 4971

Score by periods	1st	2nd	OT	Total
NC State	34	27	7	68
Virginia Tech	24	37	12	73

Points	In	Off	2nd	Fast	Bench
ST	24	2	18	4	13
VT	36	15	20	10	16

Game #16 - Wake Forest 77, NC State 74

Jan. 10, 2016 - Winston-Salem, N.C.

NC State 74 • 10-6, 0-3

#	Player	Total		3-Ptr	Rebounds			PF	TP	A	TO	Blk	Stl	Min	
		FG-FGA	FG-FGA		FT-FTA	Off	Def								Tot
00	Abdul-Malik Abu	f	5-9	0-0	1-1	1	1	2	4	11	0	2	0	0	14
01	Lennard Freeman	f	2-3	0-0	2-3	4	4	8	2	6	1	2	0	1	24
12	Anthony Barber	g	10-22	4-8	2-4	0	3	3	4	26	7	2	0	1	40
14	Caleb Martin	g	3-8	1-6	0-0	4	7	11	4	7	3	2	1	2	35
24	Maverick Rowan	g	5-16	3-11	0-0	0	3	3	1	13	0	0	0	0	37
15	Cody Martin		4-9	0-0	0-0	4	4	8	2	8	7	0	0	0	25
21	BeeJay Anya		0-2	0-0	0-0	1	2	3	5	0	0	1	2	0	20
22	Shaun Kirk		1-2	0-0	1-2	0	0	0	1	3	0	1	0	0	5
	Team					0	2	2							
Totals			30-71	8-25	6-10	14	26	40	23	74	18	10	3	4	200
FG % 1st Half: 10-34		29.4%	2nd half: 20-37		54.1%	Game: 30-71		42.3%	Deadball						
3FG % 1st Half: 3-11		27.3%	2nd half: 5-14		35.7%	Game: 8-25		32.0%	Rebound						
FT % 1st Half: 2-5		40.0%	2nd half: 4-5		80.0%	Game: 6-10		60.0%	2,2						

Game #17 - Florida State 85, NC State 78

Jan. 13, 2016 - PNC Arena

Florida State 85 • 11-5, 1-3

#	Player	Total		3-Ptr		Rebounds			PF	TP	A	TO	Blk	Stl	Min
		FG-FGA	FG-FGA	FT-FTA	Off Def Tot										
04	Bacon, Dwayne	*	6-14	2-5	1-3	1	3	4	1	15	2	5	0	1	28
05	Beasley, Malik	*	7-12	2-3	6-7	1	8	9	3	22	0	0	1	1	32
15	Bojanovsky, Boris	*	2-3	0-0	0-1	3	2	5	5	4	0	0	1	1	14
22	Rathan-Mayes, Xavier	*	3-7	1-3	4-6	0	1	1	1	11	7	2	0	1	28
32	Brandon, Montay	*	0-1	0-0	0-0	0	0	0	3	0	0	1	0	1	9
01	Bookert, Devon		6-9	4-4	2-2	2	0	2	2	18	0	0	0	1	26
03	Bell, Benji		1-4	0-0	0-0	1	3	4	2	2	1	2	0	0	11
14	Mann, Terance		3-6	0-2	1-3	3	6	9	2	7	0	0	2	0	27
21	Koumadje, Chris		1-3	0-0	0-0	1	1	2	1	2	0	1	3	0	11
23	Smith, Jarquez		2-3	0-0	0-0	1	0	1	2	4	0	2	1	0	14
Team						1	2	3							
Totals			31-62	9-17	14-22	14	26	40	22	85	10	13	8	6	200

FG % 1st Half: 15-29 51.7% 2nd half: 16-33 48.5% Game: 31-62 50.0%
 3FG % 1st Half: 5-10 50.0% 2nd half: 4-7 57.1% Game: 9-17 52.9%
 FT % 1st Half: 3-8 37.5% 2nd half: 11-14 78.6% Game: 14-22 63.6%

Deadball
Rebound
4

NC State 78 • 10-7, 0-4

#	Player	Total		3-Ptr		Rebounds			PF	TP	A	TO	Blk	Stl	Min
		FG-FGA	FG-FGA	FT-FTA	Off Def Tot										
00	Abu, Abdul-Malik	*	6-12	0-0	9-11	7	6	13	1	21	6	2	0	0	37
12	Barber, Anthony	*	6-14	2-5	2-2	0	3	3	4	16	3	2	0	1	34
14	Martin, Caleb	*	2-13	1-10	2-2	1	2	3	3	7	2	1	1	0	32
21	Any, BeeJay	*	1-1	0-0	0-2	2	2	4	2	2	0	2	1	2	17
24	Rowan, Maverick	*	6-16	3-9	7-9	3	0	3	3	22	0	1	0	0	37
01	Freeman, Lennard		1-3	0-0	2-2	4	4	8	3	4	1	2	0	1	17
15	Martin, Cody		2-4	1-1	1-4	1	3	4	2	6	1	1	0	2	24
22	Kirk, Shaun		0-1	0-1	0-0	0	0	0	1	0	0	1	0	0	2
Team						2	1	3							
Totals			24-64	7-26	23-32	20	21	41	19	78	13	12	2	6	200

FG % 1st Half: 10-30 33.3% 2nd half: 14-34 41.2% Game: 24-64 37.5%
 3FG % 1st Half: 3-14 21.4% 2nd half: 4-12 33.3% Game: 7-26 26.9%
 FT % 1st Half: 5-9 55.6% 2nd half: 18-23 78.3% Game: 23-32 71.9%

Deadball
Rebound
3

Officials: Roger Ayers, Tim Kelly, Michael Roberts
 Technical fouls: Florida State-None. NC State-None.
 Attendance: 16846
 Fouled out: FSU: #15 Bojanovsky, B. at 1:20 in 2nd half

Score by periods	1st	2nd	Total
Florida State	38	47	85
NC State	28	50	78

Points	In Paint	Off T/O	2nd Chance	Fast Break	Bench
FS	40	12	22	17	33
ST	26	17	14	11	10

Game #18 - #5 North Carolina 67, NC State 55

Jan. 16, 2016 - Chapel Hill, N.C.

NC State 55 • 10-8, 0-5 ACC

#	Player	Total		3-Ptr		Rebounds			PF	TP	A	TO	Blk	Stl	Min
		FG-FGA	FG-FGA	FT-FTA	Off Def Tot										
00	Abu, Abdul-Malik	r	5-14	0-0	2-2	8	6	14	5	12	3	2	0	0	27
21	Any, BeeJay	r	1-2	0-0	0-0	1	3	4	5	2	0	1	3	0	28
12	Barber, Anthony	g	4-11	1-2	0-0	0	3	3	1	9	1	5	0	0	35
15	Martin, Cody	g	4-7	0-0	2-4	4	3	7	0	10	3	4	0	1	32
24	Rowan, Maverick	g	4-15	2-8	0-0	1	0	1	2	10	0	1	0	1	36
01	Freeman, Lennard		1-1	0-0	1-2	1	1	2	0	3	0	1	0	0	21
14	Martin, Caleb		3-5	1-2	2-2	1	1	2	3	9	0	3	0	2	21
Team						1	3	4							
Totals			22-55	4-12	7-10	17	20	37	16	55	7	18	3	4	200

FG % 1st Half: 13-28 46.4% 2nd half: 9-27 33.3% Game: 22-55 40.0%
 3FG % 1st Half: 2-5 40.0% 2nd half: 2-7 28.6% Game: 4-12 33.3%
 FT % 1st Half: 1-2 50.0% 2nd half: 6-8 75.0% Game: 7-10 70.0%

Deadball
Rebound
2,3

North Carolina 67 • 16-2, 5-0 ACC

#	Player	Total		3-Ptr		Rebounds			PF	TP	A	TO	Blk	Stl	Min
		FG-FGA	FG-FGA	FT-FTA	Off Def Tot										
03	Kennedy Meeks	r	10-16	0-0	3-4	5	1	6	1	23	0	1	3	1	30
11	Brice Johnson	r	3-6	0-0	0-1	0	2	2	4	6	0	2	2	1	18
44	Justin Jackson	r	2-9	1-3	1-2	3	0	3	2	6	2	1	0	0	28
02	Joel Berry II	g	5-9	3-5	1-2	1	3	4	1	14	4	3	1	1	32
05	Marcus Paige	g	1-9	0-6	1-2	0	2	2	0	3	3	2	0	2	31
00	Nate Britt	g	1-5	1-3	0-0	2	1	3	1	3	4	0	0	0	17
01	Theo Pinson		0-5	0-2	2-2	1	2	3	0	2	0	0	0	0	12
04	Isaiah Hicks		3-5	0-0	4-6	3	3	6	4	10	2	0	1	0	18
24	Kenny Williams		0-0	0-0	0-0	0	0	0	0	0	0	0	0	0	2
32	Luke Maye		0-2	0-1	0-0	2	2	4	1	0	2	0	0	0	7
42	Joel James		0-0	0-0	0-0	0	0	0	1	0	0	0	0	0	5
Team						4	1	5							
Totals			25-66	5-20	12-19	21	17	38	15	67	17	9	7	8	200

FG % 1st Half: 11-32 34.4% 2nd half: 14-34 41.2% Game: 25-66 37.9%
 3FG % 1st Half: 2-9 22.2% 2nd half: 3-11 27.3% Game: 5-20 25.0%
 FT % 1st Half: 5-11 45.5% 2nd half: 7-8 87.5% Game: 12-19 63.2%

Officials: Mike Eades, Sean Hull, Terry Wymer
 Technical fouls: NC State-None. North Carolina-None.
 Attendance: 21750

Score by periods	1st	2nd	Total
NC State	29	26	55
North Carolina	29	38	67

Points	In Paint	Off T/O	2nd Chance	Fast Break	Bench
ST	26	7	23	4	12
NC	36	17	24	7	15

Last FG - ST 2nd-02:15, NC 2nd-02:31.
 arnest lead - ST hv 5 1st-10:48. NC hv 12 2nd-06:59.
 Score tied - 3 times.
 Lead changed - 8 times.

Game #19 - NC State 78, #20 Pittsburgh 61

Jan. 19, 2016 - Pittsburgh, Pa.

NC State 78 • (11-8, 1-5 ACC)

#	Player	Total		3-Ptr		Rebounds			PF	TP	A	TO	Blk	Stl	Min
		FG-FGA	FG-FGA	FT-FTA	Off Def Tot										
00	Abu, Abdul-Malik	f	7-13	0-0	2-4	2	8	10	3	16	0	3	1	0	34
15	Martin, Cody	f	2-4	0-0	0-0	0	4	4	1	4	4	2	1	2	33
21	Any, BeeJay	c	3-3	0-0	0-1	1	2	3	3	6	0	1	0	0	15
12	Barber, Anthony	g	8-18	1-2	14-14	0	7	7	2	31	8	8	0	1	38
24	Rowan, Maverick	g	5-11	4-6	0-0	1	0	1	0	14	0	3	0	0	31
01	Freeman, Lennard		2-4	0-0	0-1	5	9	14	3	4	0	0	0	0	28
14	Martin, Caleb		1-5	1-4	0-0	0	3	3	3	3	0	1	0	0	21
Team						0	4	4			1				
Totals			28-58	6-12	16-20	13	33	46	15	78	12	19	2	3	200

FG % 1st Half: 18-31 58.1% 2nd half: 10-27 37.0% Game: 28-58 48.3%
 3FG % 1st Half: 5-8 62.5% 2nd half: 1-4 25.0% Game: 6-12 50.0%
 FT % 1st Half: 3-3 100.0 2nd half: 13-17 76.5% Game: 16-20 80.0%

Deadball
Rebound
1

Pittsburgh 61 • (15-3, 4-2 ACC)

#	Player	Total		3-Ptr		Rebounds			PF	TP	A	TO	Blk	Stl	Min
		FG-FGA	FG-FGA	FT-FTA	Off Def Tot										
01	Jamel Artis	f	4-10	1-4	7-10	1	6	7	2	16	4	5	1	0	30
02	Michael Young	f	6-13	0-0	2-2	1	6	7	0	14	1	3	1	2	34
05	Rafael Maia	c	0-0	0-0	0-0	1	0	1	3	0	0	1	0	0	9
00	James Robinson	g	3-12	2-5	1-2	0	1	1	2	9	5	0	0	1	35
15	Sterling Smith	g	1-1	0-0	2-2	0	0	0	1	4	2	0	0	0	13
03	Damon Wilson		1-3	0-1	0-1	0	0	0	3	2	0	0	0	0	8
04	Ryan Luther		1-2	0-0	0-0	1	2	3	1	2	0	1	1	1	10
12	Chris Jones		2-5	1-3	0-0	0	1	1	3	5	3	3	1	2	20
21	Sheldon Jeter		3-8	0-1	0-0	3	4	7	5	6	1	1	1	2	21
23	Cameron Johnson		1-5	1-3	0-0	1	0	1	0	3	0	0	1	2	14
33	Alonzo Nelson-Ododa		0-1	0-0	0-0	1	0	1	0	0	0	0	0	0	6
Team						1	0	1							
Totals			22-60	5-17	12-17	10	20	30	20	61	16	14	6	10	2

Game #21 - NC State vs. Georgia Tech
Jan. 27, 2016 - PNC Arena

Game #22 - NC State vs. #15 Miami
Jan. 30, 2016 - PNC Arena

Game #23 - NC State at Florida State
Feb. 1, 2016 - Tallahassee, Fla.

Game #24 - NC State at #12 Duke
Feb. 6, 2016 - Durham, N.C.

2015-16 NC State Team Game-by-Game

Opponent	Date	Score		Total		3-Pointers		Free throws		Rebounds				pf	a	t/o	blk	stl	pts	avg
				fg-fga	pct	3fg-fga	pct	ft-fa	pct	off	def	tot	avg							
WILLIAM & MARY	11/13/15	68-85	L	27-71	.380	6-22	.273	8-14	.571	16	22	38	38.0	17	15	10	5	8	68	68.0
SOUTH ALABAMA	11/15/15	88-70	W	29-57	.509	6-16	.375	24-34	.706	10	37	47	42.5	23	14	14	5	4	88	78.0
IUPUI	11/18/15	79-56	W	25-61	.410	6-19	.316	23-39	.590	20	32	52	45.7	17	11	11	8	3	79	78.3
vs Arizona State	11/23/15	76-79	L	26-58	.448	5-16	.313	19-28	.679	10	25	35	43.0	22	14	8	3	3	76	77.8
vs LSU	11/24/15	83-72	Wot	27-68	.397	6-17	.353	23-29	.793	16	38	54	45.2	11	18	14	2	6	83	78.8
WINTHROP	11/27/15	87-79	W	29-62	.468	4-12	.333	25-34	.735	13	28	41	44.5	21	15	9	6	4	87	80.2
MICHIGAN	12/1/15	59-66	L	19-58	.328	4-17	.235	17-24	.708	13	23	36	43.3	17	8	7	3	6	59	77.1
BUCKNELL	12/5/15	99-86	W	31-57	.544	9-17	.529	28-35	.800	16	24	40	42.9	13	13	14	6	6	99	79.9
at USF	12/13/15	65-46	W	25-68	.368	3-21	.143	12-21	.571	22	29	51	43.8	14	13	9	6	6	65	78.2
HIGH POINT	12/16/15	76-73	W	28-65	.431	7-19	.368	13-22	.591	20	24	44	43.8	14	7	9	6	5	76	78.0
at Mizzou	12-19-15	73-59	W	22-54	.407	5-16	.313	24-30	.800	15	26	41	43.5	17	10	9	4	4	73	77.5
UNCG	12/22/15	58-52	W	21-52	.404	3-11	.273	13-26	.500	11	27	38	43.1	13	7	11	8	3	58	75.9
NORTHEASTERN	12/29/15	72-66	W	28-60	.467	7-14	.500	9-14	.643	13	26	39	42.8	16	8	11	4	8	72	75.6
at Virginia Tech	01/02/16	68-73	Lot	21-65	.323	5-23	.217	21-33	.636	21	29	50	43.3	19	7	10	8	1	68	75.1
LOUISVILLE	1/7/16	72-77	L	22-61	.361	8-22	.364	20-31	.645	19	20	39	43.0	17	9	10	5	2	72	74.9
at Wake Forest	01/10/16	74-77	L	30-71	.423	8-25	.320	6-10	.600	14	26	40	42.8	23	18	10	3	4	74	74.8
FLORIDA STATE	1/13/16	78-85	L	24-64	.375	7-26	.269	23-32	.719	20	21	41	42.7	19	13	12	2	6	78	75.0
at North Carolina	01/16/16	55-67	L	22-55	.400	4-12	.333	7-10	.700	17	20	37	42.4	16	7	18	3	4	55	73.9
at Pittsburgh	1/19/16	78-61	W	28-58	.483	6-12	.500	16-20	.800	13	33	46	42.6	15	12	19	2	3	78	74.1
DUKE	1/23/16	78-88	L	31-60	.517	8-21	.381	8-13	.615	9	19	28	41.8	17	19	9	2	5	78	74.3
NC State		1486		515-1225	.420	117-358	.327	339-499	.679	308	529	837	41.8	341	238	224	91	91	1486	74.3
Opponents		1417		513-1226	.418	160-427	.375	231-346	.668	236	487	723	36.2	435	252	221	76	127	1417	70.8

Games played: 20
Points/game: 74.3
FG Pct: 42.0
3FG Pct: 32.7

Rebounds/game: 41.8
Assists/game: 11.9
Turnovers/game: 11.2
Assist/turnover ratio: 1.1



2015-16 Opponent Team Game-by-Game

Opponent	Date	Score		Total		3-Pointers		Free throws		Rebounds				pf	a	t/o	blk	stl	pts	avg
				fg-fga	pct	3fg-fga	pct	ft-fa	pct	off	def	tot	avg							
WILLIAM & MARY	11/13/15	68-85	L	31-60	.517	9-22	.409	14-19	.737	11	31	42	42.0	17	16	14	2	10	85	85.0
SOUTH ALABAMA	11/15/15	88-70	W	23-73	.315	9-26	.346	15-25	.600	18	24	42	42.0	24	9	10	2	5	70	77.5
IUPUI	11/18/15	79-56	W	20-60	.333	9-25	.360	7-11	.636	10	27	37	40.3	34	9	13	2	6	56	70.3
vs Arizona State	11/23/15	76-79	L	29-68	.426	6-23	.261	15-21	.714	18	29	47	42.0	27	10	12	0	5	79	72.5
vs LSU	11/24/15	83-72	Wot	28-77	.364	11-33	.333	5-10	.500	12	29	41	41.8	23	17	12	5	9	72	72.4
WINTHROP	11/27/15	87-79	W	24-61	.393	12-28	.429	19-23	.826	10	24	34	40.5	27	11	13	4	5	79	73.5
MICHIGAN	12/1/15	59-66	L	24-48	.500	7-20	.350	11-13	.846	2	30	32	39.3	20	15	11	2	3	66	72.4
BUCKNELL	12/5/15	99-86	W	32-62	.516	13-27	.481	9-15	.600	7	14	21	37.0	24	22	9	3	9	86	74.1
at USF	12/13/15	65-46	W	18-61	.295	2-12	.167	8-11	.727	16	25	41	37.4	19	6	14	6	5	46	71.0
HIGH POINT	12/16/15	76-73	W	26-60	.433	8-16	.500	13-14	.929	11	22	33	37.0	21	14	9	5	7	73	71.2
at Mizzou	12-19-15	73-59	W	22-51	.431	7-17	.412	8-19	.421	7	22	29	36.3	22	13	8	2	6	59	70.1
UNCG	12/22/15	58-52	W	21-60	.350	7-24	.292	3-7	.429	13	27	40	36.6	23	10	13	1	6	52	68.6
NORTHEASTERN	12/29/15	72-66	W	24-54	.444	11-24	.458	7-13	.538	6	22	28	35.9	18	13	13	4	10	66	68.4
at Virginia Tech	01/02/16	68-73	Lot	27-69	.391	5-18	.278	14-22	.636	16	25	41	36.3	24	3	4	7	2	73	68.7
LOUISVILLE	1/7/16	72-77	L	29-57	.509	7-13	.538	12-19	.632	12	24	36	36.3	23	10	11	4	5	77	69.3
at Wake Forest	01/10/16	74-77	L	25-58	.431	8-20	.400	19-28	.679	12	28	40	36.5	17	15	10	3	6	77	69.8
FLORIDA STATE	1/13/16	78-85	L	31-62	.500	9-17	.529	14-22	.636	14	26	40	36.7	22	10	13	8	6	85	70.6
at North Carolina	01/16/16	55-67	L	25-66	.379	5-20	.250	12-19	.632	21	17	38	36.8	15	17	9	7	8	67	70.4
at Pittsburgh	1/19/16	78-61	W	22-60	.367	5-17	.294	12-17	.706	10	20	30	36.4	20	16	14	6	10	61	69.9
DUKE	1/23/16	78-88	L	32-59	.542	10-25	.400	14-18	.778	10	21	31	36.2	15	16	9	3	4	88	70.8
Opponents		1417		513-1226	.418	160-427	.375	231-346	.668	236	487	723	36.2	435	252	221	76	127	1417	70.8
NC State		1486		515-1225	.420	117-358	.327	339-499	.679	308	529	837	41.8	341	238	224	91	91	1486	74.3

Games played: 20

Points/game: 70.8

FG Pct: 41.8

3FG Pct: 37.5

Rebounds/game: 36.2

Assists/game: 12.6

Turnovers/game: 11.1

Assist/turnover ratio: 1.1

2015-16 NC State Team Game Highs

POINTS	99	BUCKNELL (12/5/15)
	88	SOUTH ALABAMA (11/15/15)
	87	WINTHROP (11/27/15)
	83	vs LSU (11/24/15)
	79	IUPUI (11/18/15)
FIELD GOALS MADE	31	DUKE (1/23/16)
	31	BUCKNELL (12/5/15)
FIELD GOAL ATTEMPTS	71	at Wake Forest (01/10/16)
	71	WILLIAM & MARY (11/13/15)
FIELD GOAL PERCENTAGE	.544 (31-57)	BUCKNELL (12/5/15)
	.517 (31-60)	DUKE (1/23/16)
3 PT FIELD GOALS MADE	9	BUCKNELL (12/5/15)
	8	DUKE (1/23/16)
	8	at Wake Forest (01/10/16)
	8	LOUISVILLE (1/7/16)
3 PT FG ATTEMPTS	26	FLORIDA STATE (1/13/16)
	25	at Wake Forest (01/10/16)
3 PT FG PERCENTAGE	.529 (9-17)	BUCKNELL (12/5/15)
	.500 (7-14)	NORTHEASTERN (12/29/15)
	.500 (6-12)	at Pittsburgh (1/19/16)
FREE THROWS MADE	28	BUCKNELL (12/5/15)
	25	WINTHROP (11/27/15)
FREE THROW ATTEMPTS	39	IUPUI (11/18/15)
	35	BUCKNELL (12/5/15)
FREE THROW PERCENTAGE	.800 (28-35)	BUCKNELL (12/5/15)
	.800 (24-30)	at Mizzou (12-19-15)
	.800 (16-20)	at Pittsburgh (1/19/16)
REBOUNDS	54	vs LSU (11/24/15)
	52	IUPUI (11/18/15)
ASSISTS	19	DUKE (1/23/16)
	18	at Wake Forest (01/10/16)
	18	vs LSU (11/24/15)
STEALS	8	NORTHEASTERN (12/29/15)
	8	WILLIAM & MARY (11/13/15)
BLOCKED SHOTS	8	at Virginia Tech (01/02/16)
	8	UNCG (12/22/15)
	8	IUPUI (11/18/15)
TURNOVERS	19	at Pittsburgh (1/19/16)
	18	at North Carolina (01/16/16)
FOULS	23	at Wake Forest (01/10/16)
	23	SOUTH ALABAMA (11/15/15)

2015-16 Opponent Team Game Highs

POINTS	88	DUKE (1/23/16)
	86	BUCKNELL (12/5/15)
	85	FLORIDA STATE (1/13/16)
	85	WILLIAM & MARY (11/13/15)
	79	WINTHROP (11/27/15)
	79	vs Arizona State (11/23/15)
FIELD GOALS MADE	32	DUKE (1/23/16)
	32	BUCKNELL (12/5/15)
FIELD GOAL ATTEMPTS	77	vs LSU (11/24/15)
	73	SOUTH ALABAMA (11/15/15)
FIELD GOAL PERCENTAGE	.542 (32-59)	DUKE (1/23/16)
	.517 (31-60)	WILLIAM & MARY (11/13/15)
3 PT FIELD GOALS MADE	13	BUCKNELL (12/5/15)
	12	WINTHROP (11/27/15)
3 PT FG ATTEMPTS	33	vs LSU (11/24/15)
	28	WINTHROP (11/27/15)
3 PT FG PERCENTAGE	.538 (7-13)	LOUISVILLE (1/7/16)
	.529 (9-17)	FLORIDA STATE (1/13/16)
FREE THROWS MADE	19	at Wake Forest (01/10/16)
	19	WINTHROP (11/27/15)
FREE THROW ATTEMPTS	28	at Wake Forest (01/10/16)
	25	SOUTH ALABAMA (11/15/15)
FREE THROW PERCENTAGE	.929 (13-14)	HIGH POINT (12/16/15)
	.846 (11-13)	MICHIGAN (12/1/15)
REBOUNDS	47	vs Arizona State (11/23/15)
	42	SOUTH ALABAMA (11/15/15)
	42	WILLIAM & MARY (11/13/15)
ASSISTS	22	BUCKNELL (12/5/15)
	17	at North Carolina (01/16/16)
	17	vs LSU (11/24/15)
STEALS	10	at Pittsburgh (1/19/16)
	10	NORTHEASTERN (12/29/15)
	10	WILLIAM & MARY (11/13/15)
BLOCKED SHOTS	8	FLORIDA STATE (1/13/16)
	7	at North Carolina (01/16/16)
	7	at Virginia Tech (01/02/16)
TURNOVERS	14	at Pittsburgh (1/19/16)
	14	at USF (12/13/15)
	14	WILLIAM & MARY (11/13/15)
FOULS	34	IUPUI (11/18/15)
	27	WINTHROP (11/27/15)
	27	vs Arizona State (11/23/15)

2015-16 NC State Player Game Highs

Points	37	Barber, Anthony vs Winthrop (11/27/15)
	33	Barber, Anthony at Mizzou (12-19-15)
	31	Barber, Anthony at Pittsburgh (1/19/16)
	29	Barber, Anthony vs Northeastern (12/29/15)
	27	Barber, Anthony vs UNCG (12/22/15)
	27	Rowan, Maverick vs Bucknell (12/5/15)
Field Goals Made	11	Barber, Anthony vs Northeastern (12/29/15)
	10	Barber, Anthony at Wake Forest (01/10/16)
	10	Barber, Anthony vs UNCG (12/22/15)
	10	Barber, Anthony vs High Point (12/16/15)
Field Goal Att.	22	Barber, Anthony at Wake Forest (01/10/16)
	22	Barber, Anthony vs Louisville (1/7/16)
	22	Barber, Anthony vs High Point (12/16/15)
FG Pct (min 5 made)	.875 (7-8)	Any, BeeJay at USF (12/13/15)
	.750 (6-8)	Martin, Cody vs Duke (1/23/16)
3-Point FG Made	5	Martin, Caleb vs Bucknell (12/5/15)
	5	Martin, Caleb vs William & Mary (11/13/15)
3-Point FG Att.	13	Martin, Caleb at Virginia Tech (01/02/16)
	11	Rowan, Maverick at Wake Forest (01/10/16)
3-Pt FG Pct (min 2 made)	.750 (3-4)	Barber, Anthony vs Duke (1/23/16)
	.667 (4-6)	Rowan, Maverick at Pittsburgh (1/19/16)
	.667 (4-6)	Martin, Caleb vs South Alabama (11/15/15)
	.667 (2-3)	Martin, Caleb vs Northeastern (12/29/15)
	.667 (2-3)	Rowan, Maverick at Mizzou (12-19-15)
Free Throws Made	19	Barber, Anthony vs Winthrop (11/27/15)
	14	Barber, Anthony at Pittsburgh (1/19/16)
Free Throw Att.	22	Barber, Anthony vs Winthrop (11/27/15)
	15	Barber, Anthony at Mizzou (12-19-15)
FT Pct (min 3 made)	1.000 (14-14)	Barber, Anthony at Pittsburgh (1/19/16)
	1.000 (12-12)	Barber, Anthony vs LSU (11/24/15)
	1.000 (6-6)	Martin, Caleb vs Michigan (12/1/15)
	1.000 (5-5)	Rowan, Maverick vs Duke (1/23/16)
	1.000 (5-5)	Barber, Anthony vs Louisville (1/7/16)
	1.000 (5-5)	Abu, Abdul-Malik at Mizzou (12-19-15)
	1.000 (4-4)	Martin, Cody vs Bucknell (12/5/15)
	1.000 (4-4)	Barber, Anthony vs Michigan (12/1/15)
	1.000 (4-4)	Martin, Caleb vs Winthrop (11/27/15)
	1.000 (3-3)	Rowan, Maverick vs Louisville (1/7/16)
	1.000 (3-3)	Martin, Caleb at Virginia Tech (01/02/16)
	1.000 (3-3)	Rowan, Maverick vs William & Mary (11/13/15)
Rebounds	14	Freeman, Lennard at Pittsburgh (1/19/16)
	14	Abu, Abdul-Malik at North Carolina (01/16/16)
	14	Abu, Abdul-Malik at USF (12/13/15)
Assists	8	Barber, Anthony at Pittsburgh (1/19/16)
	8	Barber, Anthony vs Winthrop (11/27/15)
	8	Barber, Anthony vs Arizona State (11/23/15)
	8	Barber, Anthony vs South Alabama (11/15/15)
Steals	4	Martin, Cody vs LSU (11/24/15)
	4	Martin, Caleb vs William & Mary (11/13/15)
Blocked Shots	5	Any, BeeJay at Virginia Tech (01/02/16)
	5	Any, BeeJay at USF (12/13/15)
	5	Any, BeeJay vs South Alabama (11/15/15)



2015-16 Opponent Player Game Highs

Points	38	Gavin, Jimmy vs Winthrop (11/27/15)
	29	Hass, Chris vs Bucknell (12/5/15)
	28	Grayson Allen vs Duke (1/23/16)
	25	Brandon Ingram vs Duke (1/23/16)
	25	Thomas, Zach vs Bucknell (12/5/15)
Field Goals Made	11	Grayson Allen vs Duke (1/23/16)
	10	Brandon Ingram vs Duke (1/23/16)
	10	Kennedy Meeks at North Carolina (01/16/16)
	10	Jalen Hudson at Virginia Tech (01/02/16)
	10	Hass, Chris vs Bucknell (12/5/15)
	10	Gavin, Jimmy vs Winthrop (11/27/15)
Field Goal Att.	21	Jalen Hudson at Virginia Tech (01/02/16)
	20	QUARTERMAN, Tim vs LSU (11/24/15)
FG Pct (min 5 made)	.750 (6-8)	Spalding, Ray vs Louisville (1/7/16)
	.750 (6-8)	Robinson, Duncan vs Michigan (12/1/15)
3-Point FG Made	7	Hass, Chris vs Bucknell (12/5/15)
	7	Gavin, Jimmy vs Winthrop (11/27/15)
3-Point FG Att.	14	Hass, Chris vs Bucknell (12/5/15)
	12	Gavin, Jimmy vs Winthrop (11/27/15)
3-Pt FG Pct (min 2 made)	1.000 (4-4)	Bookert, Devon vs Florida State (1/13/16)
	1.000 (2-2)	Brown, John vs South Alabama (11/15/15)
	1.000 (2-2)	Burchfield, Connor vs William & Mary (11/13/15)
Free Throws Made	11	Gavin, Jimmy vs Winthrop (11/27/15)
	9	LeVert, Caris vs Michigan (12/1/15)
Free Throw Att.	12	Gavin, Jimmy vs Winthrop (11/27/15)
	11	Devin Thomas at Wake Forest (01/10/16)
FT Pct (min 3 made)	1.000 (5-5)	Grayson Allen vs Duke (1/23/16)
	1.000 (4-4)	Bryant Crawford at Wake Forest (01/10/16)
	1.000 (4-4)	Lewis, Trey vs Louisville (1/7/16)
	1.000 (4-4)	Mcintyre, Haiishen vs High Point (12/16/15)
	1.000 (4-4)	Johnson, Keon vs Winthrop (11/27/15)
	1.000 (3-3)	Lindauer, Anthony vs High Point (12/16/15)
Rebounds	16	GOODMAN, Savon vs Arizona State (11/23/15)
	14	Onuaku, Chinanu vs Louisville (1/7/16)
	14	SIMMONS, Ben vs LSU (11/24/15)
Assists	10	SIMMONS, Ben vs LSU (11/24/15)
	7	Grayson Allen vs Duke (1/23/16)
	7	Rathan-Mayes, Xavier vs Florida State (1/13/16)
	7	LeVert, Caris vs Michigan (12/1/15)
Steals	5	Tarpey, Terry vs William & Mary (11/13/15)
	3	Nate Britt at North Carolina (01/16/16)
	3	Devin Thomas at Wake Forest (01/10/16)
	3	Ford, Quincy vs Northeastern (12/29/15)
	3	Brown, Stephen vs Bucknell (12/5/15)
	3	Thomas, Zach vs Bucknell (12/5/15)
	3	SIMMONS, Ben vs LSU (11/24/15)
	3	SPIGHT, Andre vs Arizona State (11/23/15)
	3	O'Leary, Matt vs IUPUI (11/18/15)
Blocked Shots	4	Brown, John vs High Point (12/16/15)
	4	Okeke, Duby vs Winthrop (11/27/15)
Turnovers	5	Jamel Artis at Pittsburgh (1/19/16)



#0 Abdul-Malik Abu

F | 6-8 | 240 | So.

Boston, Mass. | Kimball Union Academy

* Has 11 career double-doubles

* No. 32 recruit by ESPN, 45 by Rivals in 2014 class

* Devout Muslim who observes Ramadan and prays multiple times daily

* Committed in Sept. 2013 after visiting mosque in Raleigh

2015-16 HIGHLIGHTS: Has 8 double-doubles in last 11 games ... Totaled 17 points, 6 rebounds and 4 assists in season opener vs. William & Mary (Nov. 13) ... Had double-double (15 pts, 12 rebs) in win over LSU (Nov. 24) ... Grabbed career-high 14 rebounds at USF (Dec. 13) ... Had double-double (13 pts, 11 rebs) at Missouri (Dec. 19) ... Posted double-double of 11 points, 11 rebounds vs. UNCG (Dec. 22) ... Scored 15 points with 12 rebounds vs. Louisville (Jan. 7) ... Had career highs in points (21) and assists (6) vs. Florida State (Jan. 13) ... Tied career best with 14 rebounds at UNC (Jan. 16) ... Totaled 16 points and 10 rebounds at Pittsburgh (Jan. 19).

2014-15 HIGHLIGHTS: A part-time starter, an explosive forward who improved as the season progressed ... Played 19.1 minutes per game and made 22 starts ... Averaged 6.4 points and 4.8 rebounds per game ... Ranked second on the team with 35 dunks ... Averaged 9.4 points per game in postseason ... Totaled 13 points and 12 rebounds in NCAA win over Villanova (March 21).

BEFORE STATE: No. 32 recruit nationally in ESPN 100, 45th by Rivals and the No. 11 power forward and four-star recruit by Scout.com ... Played first two seasons of prep basketball at Marblehead High School in Massachusetts ... Named 2014 NEPSAC Player of the Year and was a NEPSAC all-star pick ... Averaged 24.5 points and 10.5 rebounds during his final season ... Also played one season of varsity tennis and was girl's lacrosse manager for two years at Kimball ... Named 2013 EYBL MVP.

Opponent	FG	3FG	FT	O-D-Reb	PF	Pts	Ast	TO	Blk	Stl	Min
William & Mary (11/13)	* 8-16	0-0	1-2	3-3-6	3	17	4	1	0	1	30
South Alabama (11/15)	* 5-9	0-0	4-7	3-3-6	4	14	2	2	0	0	20
IUPUI (11/18)	* 4-9	0-0	6-11	3-6-9	1	14	1	2	2	0	31
vs. Arizona State (11/23)	* 5-10	0-0	0-0	2-1-3	4	10	2	1	1	0	24
vs. LSU (11/24)	* 6-14	0-0	3-6	3-9-12	1	15	1	1	0	0	29
Winthrop (11/27)	* 1-4	0-0	0-2	0-3-3	2	2	2	2	0	1	14
Michigan (12/1)	* 0-6	0-0	2-2	0-1-1	1	2	0	0	0	0	13
Bucknell (12/5)	* 3-5	0-0	5-7	2-7-9	1	11	0	2	0	1	24
at South Florida (12/13)	* 5-13	0-0	1-2	9-5-14	3	11	1	1	0	1	29
High Point (12/16)	* 5-8	0-0	3-4	5-4-9	2	13	0	3	2	1	23
at Missouri (12/19)	* 4-8	0-0	5-5	3-8-11	3	13	0	1	1	0	33
UNCG (12/22)	* 4-8	0-0	3-8	2-9-11	3	11	0	1	2	0	33
Northeastern (12/29)	* 4-13	0-0	2-2	7-5-12	2	10	0	0	0	1	23
at Virginia Tech (1/2)	* 3-7	0-0	2-4	1-7-8	3	8	2	0	0	0	25
Louisville (1/7)	* 5-10	0-0	5-8	5-7-12	1	15	0	2	1	0	33
at Wake Forest (1/10)	* 5-9	0-0	1-1	1-1-2	4	11	0	2	0	0	14
Florida State (1/13)	* 6-12	0-0	9-11	7-6-13	1	21	6	2	0	0	37
at UNC (1/16)	* 5-14	0-0	2-2	8-6-14	5	12	3	2	0	0	27
at Pittsburgh (1/19)	* 7-13	0-0	2-4	2-8-10	3	16	0	3	1	0	34
Duke (1/23)	* 6-9	0-0	2-6	1-4-5	4	14	2	2	1	1	28
Georgia Tech (1/27)											
Miami (1/30)											
at Florida St. (2/1)											
at Duke (2/6)											
Wake Forest (2/13)											
at Virginia (2/15)											
Clemson (2/20)											
UNC (2/24)											
at Syracuse (2/27)											
Boston Coll. (3/2)											
at Notre Dame (3/5)											

Career/Season Highs

Minutes

Career: 37, last vs. Florida State (1/13/16)
2015-16: Same

Points

Career: 21, vs. Florida State (1/13/16)
2015-16: Same

Rebounds

Career: 14 (2x), last at North Carolina (1/16/16)
2015-16: Same

Assists

Career: 6, vs. Florida State (1/13/16)
2015-16: Same

Field Goals Made

Career: 9, at Miami (1/22/15)
2015-16: 8, vs. William & Mary (11/13/15)

Field Goal Attempts

Career: 16, vs. William & Mary (11/13/15)
2015-16: Same

3-point Field Goals

Career: 1, vs. West Virginia (12/20/14)
2015-16: 0

3-point Attempts

Career: 1 (5x), last vs. Syracuse (3/7/15)
2015-16: 0

Free Throws Made

Career: 9, vs. Florida State (1/13/16)
2015-16: Same

Free Throw Attempts

Career: 11 (2x), last vs. Florida State (1/13/16)
2015-16: Same

Steals

Career: 1 (10x), last vs. Duke (1/23/16)
2015-16: 1 (6x), last vs. Duke (1/23/16)

Blocks

Career: 2 (6x), last vs. UNCG (12/22/15)
2015-16: 2 (3x), last vs. UNCG (12/22/15)

NC State When Abu...

	Season	Career
Double-Figure Scoring	10-7	14-11
Double-Figure Rebounds	6-3	8-4
Double-Double	6-3	7-4
Leads NCSU in Points	0-1	0-1
Leads NCSU in Rebs	7-4	11-7
20+ Point Games	0-1	0-1
30+ Point Games	0-0	0-0

ABU CAREER STATS

Year	GP-GS	Min	Avg	FG-FGA	Pct	3FG-FGA	Pct	FT-FTA	Pct	Off-Def	Tot-Avg	PF-FO	A	TO	Blk	Stl	Pts	Avg
2014-15	36-22	686	19.1	87-186	.468	1-5	.200	54-96	.563	68-104	172-4.8	79-3	22	35	18	6	229	6.4
2015-16	20-20	524	26.2	91-197	.462	0-0	.000	58-94	.617	67-103	170-8.5	51-1	26	30	11	7	240	12.0
TOTALS	56-42	1210	21.6	178-383	.465	1-5	.200	112-190	.589	135-207	342-6.1	130-4	48	65	29	13	469	8.4



#1 Lennard Freeman

F | 6-9 | 250 | Jr.
Washington, D.C. | Oak Hill Academy (Va.)

- * Had 14-inch rod inserted into his shin during the spring
- * Led Wolfpack in rebounding last season
- * Pack is 11-0 when he grabs 10 rebounds or more
- * Pack was 11-1 when he played 24+ minutes last season

2015-16 HIGHLIGHTS: Team is 5-2 when he grabs 8+ rebounds ... Grabbed 13 rebounds in win over South Alabama (Nov. 15) ... Had 9 points and team-best 10 rebounds vs. Winthrop (Nov. 27) ... Posted double-double of 10 points, 13 rebounds vs. Bucknell (Dec. 5) ... Scored 7 points in 27 minutes vs. NU (12/29/15) ... Set career high with 14 rebounds at Pittsburgh (Jan. 19) ... Had career-high 6 assists vs. Duke (Jan.23).

2014-15 HIGHLIGHTS: Led team and ranked 21st in ACC with 5.6 rebounds per game ... Tied career high with 13 rebounds with nine points vs. Hofstra (Nov. 17) ... Had second career double-double with 10 points and 12 rebounds vs. Jacksonville (Nov. 20) ... Pulled in 11 rebounds vs. Wake Forest (Dec. 6) ... Was key figure in NCAA win, posting double-double of 11 points and 12 rebounds in victory over Villanova (March 21).

2013-14 HIGHLIGHTS: Averaged 4.0 points and 5.7 rebounds per game ... Stood second on team with 127 defensive rebounds ... Posted first career double-double with 10 points and 10 rebounds against Northwestern (Dec. 4) ... Recorded a career-high 13 rebounds against Long Beach St. (Dec. 7) ... Finished with a career-high 13 points on 5-of-6 shooting against Duke in ACC semifinal (March 15) ... Grabbed 9 rebounds in 36 minutes vs. Saint Louis in NCAA Second Round (March 20).

Opponent	FG	3FG	FT	O-D-Reb	PF	Pts	Ast	TO	Blk	Stl	Min
William & Mary (11/13)	* 0-0	0-0	0-0	1-3-4	1	0	1	0	0	0	13
South Alabama (11/15)	* 2-5	0-0	1-2	2-11-13	4	5	1	3	0	0	29
IUPUI (11/18)	* 3-3	0-0	1-3	3-3-6	2	7	0	2	1	0	22
vs. Arizona State (11/23)	* 1-3	0-0	1-2	3-2-5	3	3	2	0	0	0	29
vs. LSU (11/24)	* 1-2	0-0	2-2	3-1-4	3	4	1	2	0	0	19
Winthrop (11/27)	* 4-7	0-0	1-4	3-7-10	2	9	1	0	0	0	31
Michigan (12/1)	* 0-3	0-0	0-0	4-2-6	1	0	1	0	0	1	20
Bucknell (12/5)	3-6	0-0	4-6	5-8-13	0	10	2	2	0	2	29
at South Florida (12/13)	2-3	0-0	1-2	5-3-8	1	5	1	0	0	1	25
High Point (12/16)	2-3	0-0	0-0	2-3-5	4	4	0	1	0	0	12
at Missouri (12/19)	0-1	0-0	1-2	2-4-6	2	1	0	0	0	1	24
UNCG (12/22)	1-2	0-0	1-2	2-2-4	1	3	0	1	1	0	15
Northeastern (12/29)	3-4	0-0	1-2	1-3-4	1	7	0	2	0	3	27
at Virginia Tech (1/2)	2-4	0-0	2-3	3-3-6	5	6	2	1	1	0	31
Louisville (1/7)	0-1	0-0	2-4	3-3-6	3	2	0	1	1	0	24
at Wake Forest (1/10)	* 2-3	0-0	2-3	4-4-8	2	6	1	2	0	1	24
Florida State (1/13)	1-3	0-0	2-2	4-4-8	3	4	1	2	0	1	17
at UNC (1/16)	1-1	0-0	1-2	1-1-2	0	3	0	1	0	0	21
at Pittsburgh (1/19)	2-4	0-0	0-1	5-9-14	3	4	0	0	0	0	28
Duke (1/23)	1-3	0-0	0-0	2-5-7	3	2	6	0	0	0	26
Georgia Tech (1/27)											
Miami (1/30)											
at Florida St. (2/1)											
at Duke (2/6)											
Wake Forest (2/13)											
at Virginia (2/15)											
Clemson (2/20)											
UNC (2/24)											
at Syracuse (2/27)											
Boston Coll. (3/2)											
at Notre Dame (3/5)											

Career/Season Highs	
Minutes	
Career: 37, vs. Long Beach St. (12/7/13)	
2015-16: 31 (2x), last at Virginia Tech (1/2/16)	
Points	
Career: 13, vs. Duke (3/14/14)	
2015-16: 10, vs. Bucknell (12/5/15)	
Rebounds	
Career: 14, at Pittsburgh (1/19/16)	
2015-16: Same	
Assists	
Career: 6, vs. Duke (1/23/16)	
2015-16: Same	
Field Goals Made	
Career: 5 (3x), last vs. Villanova (3/21/15)	
2015-16: 4, vs. Winthrop (11/27/15)	
Field Goal Attempts	
Career: 10, vs. Jacksonville (11/20/14)	
2015-16: 7, vs. Winthrop (11/27/15)	
3-point Field Goals Made	
Career: 0	
2015-16: 0	
3-point Attempts	
Career: 0	
2015-16: 0	
Free Throws Made	
Career: 4 (3x), last vs. Bucknell (12/5/15)	
2015-16: 4, vs. Bucknell (12/5/15)	
Free Throw Attempts	
Career: 8, vs. Wake Forest (12/6/14)	
2015-16: 6, vs. Bucknell (12/5/15)	
Steals	
Career: 3, vs. Northeastern (12/29/15)	
2015-16: Same	
Blocks	
Career: 2 (2x), last vs. Villanova (3/21/15)	
2015-16: 1 (4x), last vs. Louisville (1/7/16)	

NC State When Freeman...		
	Season	Career
Double-Figure Scoring	1-0	5-1
Double-Figure Rebounds	4-0	12-0
Double-Double	1-0	4-0
Leads NCSU in Points	0-0	0-0
Leads NCSU in Rebs	4-0	18-3
15+ Point Games	0-0	0-0
8+ Rebound Games	5-2	21-5

FREEMAN CAREER STATS																		
Year	GP-GS	Min	Avg	FG-FGA	Pct	3FG-FGA	Pct	FT-FTA	Pct	Off-Def	Tot-Avg	PF-FO	A	TO	Blk	Stl	Pts	Avg
2013-14	35-11	811	23.2	55-107	.514	0-0	.000	31-69	.449	72-127	199-5.7	61-1	21	17	9	16	141	4.0
2014-15	35-21	681	19.5	51-114	.447	0-0	.000	24-48	.500	70-127	197-5.6	63-1	19	23	7	9	126	3.6
2015-16	20-8	466	23.3	31-61	.508	0-0	.000	23-42	.548	58-81	139-7.0	44-1	20	20	4	10	85	4.3
Totals	90-40	1958	21.8	137-282	.486	0-0	.000	78-159	.491	200-335	535-5.9	168-3	60	60	20	35	352	3.9



#3 Terry Henderson

G | 6-5 | 195 | R-Jr.

Raleigh, N.C. | Neuse Christian (West Va.)

- * Injured his ankle after 7 minutes of play in season opener
- * Averaged 9.8 ppg in 2 seasons at West Virginia
- * Shot .387 (89-230) from 3-pt range at WVU
- * Explosive athlete, with 42-inch approach vertical leap
- * Was an AAU teammate of TJ Warren for Garner Road team

* Expected to miss another month with torn ligaments in right ankle

Before State: Played two seasons at West Virginia, appearing in 58 games and starting 28 times ... Averaged 9.8 points and 2.7 rebounds while playing 23.4 minutes per game ... Made 89 treys in two seasons and shot .816 at the free throw line.

2013-14 - Sophomore Season: Played in 28 games, starting 17 contests ... Averaged 11.7 points and 2.9 rebounds per game ... Scored in double figures 18 times.

2012-13 - Freshman Season: Played in 30 games, starting 11 times ... Averaged 8.0 points and 2.4 rebounds per game ... Ranked second on the team with 42 made 3-pointers.

Opponent	FG	3FG	FT	O-D-Reb	PF	Pts	Ast	TO	Blk	Stl	Min
William & Mary (11/13) *	0-3	0-1	0-0	1-0-1	1	0	0	1	0	0	7
South Alabama (11/15)					--DNP--						
IUPUI (11/18)					--DNP--						
vs. Arizona State (11/23)					--DNP--						
vs. LSU (11/24)					--DNP--						
Winthrop (11/27)					--DNP--						
Michigan (12/1)					--DNP--						
Bucknell (12/5)					--DNP--						
at South Florida (12/13)					--DNP--						
High Point (12/16)					--DNP--						
at Missouri (12/19)					--DNP--						
UNCG (12/22)					--DNP--						
Northeastern (12/29)					--DNP--						
at Virginia Tech (1/2)					--DNP--						
Louisville (1/7)					--DNP--						
at Wake Forest (1/10)					--DNP--						
Florida State (1/13)					--DNP--						
at UNC (1/16)					--DNP--						
at Pittsburgh (1/19)					--DNP--						
Duke (1/23)					--DNP--						
Georgia Tech (1/27)											
Miami (1/30)											
at Florida St. (2/1)											
at Duke (2/6)											
Wake Forest (2/13)											
at Virginia (2/15)											
Clemson (2/20)											
UNC (2/24)											
at Syracuse (2/27)											
Boston Coll. (3/2)											
at Notre Dame (3/5)											

Career/Season Highs

Minutes

Career: 44, vs. Oklahoma (2/5/14)
2015-16: 7, vs. William & Mary (11/13/15)

Points

Career: 28, vs. Texas Tech (1/6/14)
2015-16: 0

Rebounds

Career: 7 (2x), last vs. TCU (1/4/14)
2015-16: 1, vs. William & Mary (11/13/15)

Assists

Career: 4 (2x), last at Oklahoma State (1/25/14)
2015-16: 0

Field Goals Made

Career: 10, vs. Texas Tech (1/6/14)
2015-16: 0

Field Goal Attempts

Career: 17, vs. Texas (1/13/14)
2015-16: 3, vs. William & Mary (11/13/15)

3-point Field Goals Made

Career: 6 (2x), last at Kansas (3/2/13)
2015-16: 0

3-point Attempts

Career: 11, vs. Oklahoma (1/5/13)
2015-16: 1, vs. William & Mary (11/13/15)

Free Throws Made

Career: 6 (3x), last at Oklahoma State (1/25/14)
2015-16: 0

Free Throw Attempts

Career: 8, at Oklahoma State (1/25/14)
2015-16: 0

Steals

Career: 3 (2x), last vs. William & Mary (12/29/13)
2015-16: 0

Blocks

Career: 3, vs. Oklahoma State (1/11/14)
2015-16: 0

NC State When Henderson...

	Season	Career
Double-Figure Scoring	0-0	0-0
Double-Figure Rebounds	0-0	0-0
Double-Double	0-0	0-0
Leads NCSU in Points	0-0	0-0
Leads NCSU in Rebs	0-0	0-0
20+ Point Games	0-0	0-0
30+ Point Games	0-0	0-0

HENDERSON CAREER STATS

Year	GP-GS	Min	Avg	FG-FGA	Pct	3FG-FGA	Pct	FT-FTA	Pct	Off-Def	Tot-Avg	PF-FO	A	TO	Blk	Stl	Pts	Avg
2012-13 (at WVU)	30-11	604	20.1	80-183	.437	42-105	.400	37-48	.771	34-39	73-2.4	33-0	25	27	6	17	239	8.0
2013-14 (at WVU)	28-17	756	27.0	112-255	.439	47-125	.376	56-66	.848	32-49	81-2.9	39-1	31	30	16	21	327	11.7
2015-16	1-1	7	7.0	0-3	.000	0-1	.000	0-0	.000	1-0	1-1.0	1-0	1	0	0	0	0	0.0
TOTALS	59-29	1367	23.2	192-441	.435	89-231	.386	93-114	.816	67-88	155-2.7	73-1	57	57	22	38	566	9.7



#12 Anthony 'Cat' Barber

G | 6-2 | 190 | Jr.

Newport News, Va. | Hampton

* ACC Player of the Week (Nov. 30, Dec. 21)

* Leading ACC in scoring, 4th in assists

* Career-high 37 points vs. Winthrop

* Preseason 2nd Team All-ACC

* 2013 McDonald's All-American

* Coach Gottfried calls him one of the best on-the-ball defenders he has coached

* NC State Career Rankings: Scoring (40th), Assists (13th)

2015-16 HIGHLIGHTS: Leading scorer in ACC, 4th in assists ... 2nd Team Preseason All-ACC ... Twice voted ACC Player of the Week (Nov. 30, Dec. 21) ... Legends Classic All-Tournament Team ... Shooting 85.8% at the foul line ... Had near triple-double (17 points, 12 rebounds, 8 assists) vs. South Alabama (Nov. 15) ... Scored 20 points, with 7 rebounds and 7 assists in win over LSU (Nov. 24) ... Scored 26 points and made buzzer-beating 3-pointer at buzzer vs. High Point (Dec. 16) ... Scored 33 points at Missouri (Dec. 19) ... Scored 27 of team's 58 points vs. UNCG (Dec. 22) ... Scored 29 vs. Northeastern (Dec. 29) ... Scored 26 points at Wake Forest (Jan. 10) ... Made all 14 of his foul shots in 31-point effort at Pittsburgh (Jan. 19).

2014-15 HIGHLIGHTS: Played in 35 games, starting 33 ... Averaged 12.1 points and team-best 3.7 assists while shooting .380 from 3-point range ... In the last 14 games of the season, averaged 15.3 points, 4.0 assists and shot .431 from 3-point range ... Exploded for 28 points with 4 assists, 4 rebounds and 4 treys at Wake Forest (Feb. 3) ... Scored 21 points in win over Louisville, causing Rick Pitino to say he 'dominated the game' (Feb. 14) ... Poured in 34 points and made all 12 of his foul shots in win over Pittsburgh (March 11).

BEFORE STATE: One of top players in 2013 class, appearing on the rankings board published by ESPN (11), Scout.com (9) and Rivals.com (9) ... Totaled 11 points and 4 assists in the 2013 McDonald's All-American Game.

Opponent	FG	3FG	FT	O-D-Reb	PF	Pts	Ast	TO	Blk	Stl	Min
William & Mary (11/13)	* 4-16	0-3	3-4	3-2-5	2	11	6	1	0	1	40
South Alabama (11/15)	* 3-11	0-1	11-12	2-10-12	3	17	8	5	0	1	39
IUPUI (11/18)	* 5-16	0-1	9-11	0-4-4	3	19	3	2	1	0	37
vs. Arizona St. (11/23)	* 5-13	0-2	12-14	0-6-6	4	22	8	2	0	0	37
vs. LSU (11/24)	* 4-12	0-0	12-12	0-7-7	0	20	7	1	0	1	43
Winthrop (11/27)	* 9-19	0-0	19-22	1-3-4	2	37	8	3	0	0	39
Michigan (12/1)	* 6-13	0-1	4-4	1-2-3	5	16	4	1	0	0	36
Bucknell (12/5)	* 8-17	0-1	8-10	0-1-1	4	24	2	2	0	0	29
at South Florida (12/13)	* 6-20	1-5	6-8	2-5-7	0	19	6	3	0	1	40
High Point (12/16)	* 10-22	3-5	3-4	1-4-5	2	26	6	0	0	0	40
at Missouri (12/19)	* 9-15	2-4	13-15	1-6-7	2	33	4	3	0	0	39
UNCG (12/22)	* 10-18	2-5	5-7	0-2-2	1	27	2	1	0	2	40
Northeastern (12/29)	* 11-20	1-3	6-8	2-3-5	2	29	3	2	0	0	40
at Virginia Tech (1/2)	* 7-21	2-6	5-6	0-7-7	2	21	2	3	0	0	45
Louisville (1/7)	* 7-22	1-7	5-5	0-3-3	2	20	4	1	0	1	39
at Wake Forest (1/10)	* 10-22	4-8	2-4	0-3-3	4	26	7	2	0	1	40
Florida State (1/13)	* 6-14	2-5	2-2	0-3-3	4	16	3	2	0	1	34
at UNC (1/16)	* 4-11	1-2	0-0	0-3-3	1	9	1	5	0	0	35
at Pittsburgh (1/19)	* 8-18	1-2	14-14	0-7-7	2	31	8	8	0	1	38
Duke (1/23)	* 8-14	3-4	0-0	0-0-0	1	19	1	2	0	3	39
Georgia Tech (1/27)											
Miami (1/30)											
at Florida St. (2/1)											
at Duke (2/6)											
Wake Forest (2/13)											
at Virginia (2/15)											
Clemson (2/20)											
UNC (2/24)											
at Syracuse (2/27)											
Boston Coll. (3/2)											
at Notre Dame (3/5)											

BARBER CAREER STATS

Year	GP-GS	Min	Avg	FG-FGA	Pct	3FG-FGA	Pct	FT-FTA	Pct	Off-Def	Tot-Avg	PF-FO	A	TO	Blk	Stl	Pts	Avg
2013-14	36-18	871	24.2	108-269	.401	12-46	.261	78-112	.696	14-58	72-2.0	59-0	126	62	1	21	306	8.5
2014-15	35-33	1108	31.7	144-328	.439	27-71	.380	110-150	.733	30-86	116-3.3	68-0	130	73	0	28	425	12.1
2015-16	20-20	769	38.5	140-334	.419	23-65	.354	139-162	.858	13-81	94-4.7	46-1	93	49	1	13	442	22.1
TOTALS	91-71	2748	30.2	392-931	.421	62-182	.341	327-424	.771	57-225	282-3.1	173-1	349	184	2	62	1173	12.9

Career/Season Highs

Minutes

Career: 45 (2x), last at Virginia Tech (1/2/16)
2015-16: 45, at Virginia Tech (1/2/16)

Points

Career: 37, vs. Winthrop (11/27/15)
2015-16: Same

Rebounds

Career: 12, vs. South Alabama (11/15/15)
2015-16: Same

Assists

Career: 8 (5x), last vs. Winthrop (11/27/15)
2015-16: 8 (3x), last vs. Winthrop (11/27/15)

Field Goals Made

Career: 11, vs. Northeastern (12/29/15)
2015-16: Same

Field Goal Attempts

Career: 22 (3x), last at Wake Forest (1/10/16)
2015-16: Same

3-point Field Goals Made

Career: 4 (4x), last at Wake Forest (1/10/16)
2015-16: 4, at Wake Forest (1/10/16)

3-point Attempts

Career: 8 (2x), last at Wake Forest (1/10/16)
2015-16: 7, vs. Louisville (1/7/16)

Free Throws Made

Career: 19, vs. Winthrop (11/27/15)
2015-16: Same

Free Throw Attempts

Career: 22, vs. Winthrop (11/27/15)
2015-16: Same

Steals

Career: 3 (3x), last vs. Duke (1/23/16)
2015-16: 3, vs. Duke (1/23/16)

Blocks

Career: 1 (2x), last vs. IUPUI (11/18/15)
2015-16: 1, vs. IUPUI (11/18/15)

NC State When Barber...

	Season	Career
Double-Figure Scoring	11-8	38-16
Double-Figure Rebounds	1-0	1-0
Double-Double	1-0	1-0
Leads NCSU in Points	9-5	16-8
Leads NCSU in Rebs	0-1	0-1
20+ Point Games	8-4	11-6
7+ Assists	4-2	7-3



#14 Caleb Martin

F | 6-7 | 215 | So.

Mocksville, N.C. | Oak Hill Academy [Va.]

- * No. 62 recruit by ESPN, No. 60 by Rivals, No. 46 by Scout
- * Gained 15 pounds of muscle in offseason
- * Changed mechanics of his jumper in offseason, shooting more centered and to right of his face
- * Had surgery on foot in June 2014
- * Just 1 minute younger than twin brother Cody

2014-15 HIGHLIGHTS: Has made 45 shots from 3-point range ... Scored 21 points and made 5 treys in season opener vs. William & Mary (Nov. 13) ... Scored 19 points on 7-for-10 shooting in win over South Alabama (Nov. 15) ... Scored 16 points with 9 rebounds in win over LSU (Nov. 24) ... Led Pack with 19 points and 7 rebounds vs. Michigan (Dec. 1) ... Scored 14 points and played 40 minutes at Virginia Tech (Jan. 2).

2014-15 HIGHLIGHTS: Voted ACC Freshman of the Week on Dec. 15 ... Averaged 4.8 points per game while playing 16.9 minutes ... Broke out for 15 points on 6-for-10 shooting vs. Jacksonville (Nov. 20) ... Made 1st career start and scored 17 points with 7 rebounds vs. CSU (Dec. 12) ... Scored 12 points in 32 minutes vs. Notre Dame (Jan. 25) ... Grabbed career-high 10 rebounds at Louisville (Feb. 14).

BEFORE STATE: No. 62 recruit nationally in ESPN 100, 60th by Rivals and the No. 46 recruit by Scout.com ... Led Oak Hill to 41-4 record and a runner-up finish in the Dick's Sporting Goods High School National Tournament ... Selected to all-tournament team at national tournament ... Won Oak Hill's individual 3-point shooting award.

Opponent	FG	3FG	FT	O-D-Reb	PF	Pts	Ast	TO	Blk	Stl	Min
William & Mary (11/13)	* 8-17	5-10	0-0	2-1-3	2	21	2	3	2	4	38
South Alabama (11/15)	* 7-10	4-6	1-1	0-6-6	2	19	0	2	0	0	37
IUPUI (11/18)	* 5-15	2-8	3-5	3-4-7	3	15	2	1	1	1	35
vs. Arizona St. (11/23)	* 4-11	3-7	1-2	0-2-2	4	12	2	2	0	2	36
vs. LSU (11/24)	* 6-18	4-10	0-0	0-9-9	2	16	3	4	1	1	37
Winthrop (11/27)	* 3-8	1-6	4-4	1-4-5	4	11	1	1	1	1	37
Michigan (12/1)	* 5-12	3-9	6-6	3-4-7	2	19	1	1	0	1	38
Bucknell (12/5)	* 7-12	5-9	2-2	0-0-0	2	21	4	2	1	1	34
at South Florida (12/13)	* 1-10	1-7	0-0	0-5-5	1	3	2	2	1	0	34
High Point (12/16)	* 2-6	0-4	0-3	2-2-4	2	4	0	1	0	0	33
at Missouri (12/19)	* 2-14	1-9	0-0	1-1-2	2	5	2	2	0	1	29
UNCG (12/22)	* 1-4	1-2	0-0	1-5-6	2	3	2	3	0	0	34
Northeastern (12/29)	* 3-8	2-3	0-2	0-7-7	4	8	0	1	1	0	27
at Virginia Tech (1/2)	* 4-17	3-13	3-3	1-3-4	2	14	0	2	1	0	40-
Louisville (1/7)	* 3-10	3-7	4-5	2-1-3	4	13	1	2	1	1	28
at Wake Forest (1/10)	* 3-8	1-6	0-0	4-7-11	4	7	3	2	1	2	35
Florida State (1/13)	* 2-13	1-10	2-2	1-2-3	3	7	2	1	1	0	32
at UNC (1/16)	3-5	1-2	2-2	1-1-2	3	9	0	3	0	2	21
at Pittsburgh (1/19)	1-5	1-4	0-0	0-3-3	3	3	0	1	0	0	21
Duke (1/23)	5-10	3-8	1-2	1-3-4	0	14	2	1	0	1	25
Georgia Tech (1/27)											
Miami (1/30)											
at Florida St. (2/1)											
at Duke (2/6)											
Wake Forest (2/13)											
at Virginia (2/15)											
Clemson (2/20)											
UNC (2/24)											
at Syracuse (2/27)											
Boston Coll. (3/2)											
at Notre Dame (3/5)											

Career/Season Highs

Minutes

Career: 40, at Virginia Tech (1/2/16)
2015-16: Same

Points

Career: 21 (2x), last vs. Bucknell (12/5/15)
2015-16: Same

Rebounds

Career: 10, at Louisville (2/14/15)
2015-16: 9, vs. LSU (11/24/15)

Assists

Career: 4, vs. Bucknell (12/5/15)
2015-16: Same

Field Goals Made

Career: 8, vs. William & Mary (11/13/15)
2015-16: Same

Field Goal Attempts

Career: 18, vs. LSU (11/24/15)
2015-16: Same

3-point Field Goals

Career: 5 (2x), last vs. Bucknell (12/5/15)
2015-16: Same

3-point Attempts

Career: 13, at Virginia Tech (1/2/16)
2015-16: Same

Free Throws Made

Career: 6, vs. Michigan (12/1/15)
2015-16: Same

Free Throw Attempts

Career: 6 (2x), last vs. Michigan (12/1/15)
2015-16: 6, vs. Michigan (12/1/15)

Steals

Career: 4, vs. William & Mary (11/13/15)
2015-16: Same

Blocks

Career: 2 (3x), last vs. William & Mary (11/13/15)
2015-16: 2, vs. William & Mary (11/13/15)

NC State When Caleb Martin...

	Season	Career
Double-Figure Scoring	5-6	7-7
Double-Figure Rebounds	0-0	1-0
Double-Double	0-0	0-0
Leads NCSU in Points	1-2	3-2
Leads NCSU in Rebs	0-1	2-4
20+ Point Games	1-1	1-1
Makes 4+ 3FGs	3-1	4-1

CALEB MARTIN CAREER STATS

Year	GP-GS	Min	Avg	FG-FGA	Pct	3FG-FGA	Pct	FT-FTA	Pct	Off-Def	Tot-Avg	PF-FO	A	TO	Blk	Stl	Pts	Avg
2014-15	36-1	598	16.6	53-149	.356	25-82	.305	41-59	.695	26-77	103-2.9	40-1	26	24	12	11	172	4.8
2015-16	20-17	651	32.5	75-213	.352	45-140	.321	29-39	.744	23-70	93-4.7	51-0	29	37	12	18	224	11.2
TOTALS	56-18	1249	22.3	128-362	.354	70-222	.315	70-98	.714	49-147	196-3.5	91-1	55	61	24	29	396	7.1



#15 Cody Martin

F | 6-7 | 210 | So.

Mocksville, N.C. | Oak Hill Academy [Va.]

- * Being used as undersized '4' and backup point guard
- * Packed on 10 pounds of muscle in the offseason
- * Boasts 40-inch approach vertical leap
- * Is 1 minute older than twin brother Caleb

2015-16 HIGHLIGHTS: Playing 24.0 minutes per game and has started last 3 games ... Averaged 12.0 points and 7.5 rebounds while being ill in 2 games in Brooklyn ... Shooting .714 at foul line after .529 last year ... Posted career highs of 14 points and 10 rebounds in win over LSU (Nov. 24) ... Shook off ankle injury to play 21 key minutes at Missouri (Dec. 19) ... Totaled 8 points, 8 rebounds, 7 assists at Wake Forest (Jan. 10) ... Made 1st career 3-pointer in game vs. Florida State (Jan. 13) ... Totaled 10 points and 7 rebounds at UNC (Jan. 16) ... Scored 13 points on 6-for-8 shooting vs. Duke (Jan. 23).

2014-15 HIGHLIGHTS: Appeared in 18 games, playing 11.1 minutes per contest ... Scored 6 points and passed 5 assists vs. Duke (Jan. 11) ... Totaled 10 points, 6 rebounds and 4 assists vs. Notre Dame (Jan. 25).

BEFORE STATE: No. 91 recruit nationally in ESPN 100 and 81st by Rivals ... Played one season at Oak Hill Academy for coach Steve Smith after three seasons at Davie County High School in North Carolina ... Led Oak Hill to 41-4 record and a runner-up finish in the Dick's Sporting Goods High School National Tournament ... Picked as 2014 Team MVP for Oak Hill.

Opponent	FG	3FG	FT	O-D-Reb	PF	Pts	Ast	TO	Blk	Stl	Min
William & Mary (11/13)	0-3	0-0	0-0	2-3-5	2	0	2	2	1	0	16
South Alabama (11/15)	3-5	0-1	2-2	1-1-2	1	8	0	0	0	1	19
IUPUI (11/18)	1-1	0-0	2-3	2-2-4	1	4	4	1	0	0	16
vs. Arizona St. (11/23)	4-6	0-1	2-3	1-4-5	3	10	0	1	0	1	19
vs. LSU (11/24)	6-10	0-0	2-3	6-4-10	2	14	4	2	1	4	37
Winthrop (11/27)	3-8	0-0	1-2	2-3-5	2	7	2	0	1	1	26
Michigan (12/1)	3-7	0-0	2-4	0-2-2	1	8	1	0	0	1	28
Bucknell (12/5)	1-3	0-0	4-4	4-4-8	1	6	4	2	2	0	28
at South Florida (12/13)	2-2	0-0	0-2	0-3-3	2	4	0	1	0	2	15
High Point (12/16)	1-3	0-0	3-4	2-1-3	1	5	0	0	0	2	25
at Missouri (12/19)	2-5	0-0	2-2	2-0-2	2	6	1	0	2	2	21
UNCG (12/22)	0-3	0-0	2-6	2-2-4	0	2	1	2	1	1	17
Northeastern (12/29)	0-1	0-0	0-0	0-3-3	3	0	3	1	1	1	22
at Virginia Tech (1/2)	3-4	0-0	1-2	3-1-4	2	7	0	1	1	1	27
Louisville (1/7)	1-3	0-0	1-2	2-2-4	0	3	2	3	1	0	22
at Wake Forest (1/10)	4-9	0-0	0-0	4-4-8	2	8	7	0	0	0	25
Florida State (1/13)	2-4	1-1	1-4	1-3-4	2	6	1	1	0	2	24
at UNC (1/16)	* 4-7	0-0	2-4	4-3-7	0	10	3	4	0	1	32
at Pittsburgh (1/19)	* 2-4	0-0	0-0	0-4-4	1	4	4	2	1	2	33
Duke (1/23)	* 6-8	1-1	0-0	2-2-4	5	13	4	3	0	0	28
Georgia Tech (1/27)											
Miami (1/30)											
at Florida St. (2/1)											
at Duke (2/6)											
Wake Forest (2/13)											
at Virginia (2/15)											
Clemson (2/20)											
UNC (2/24)											
at Syracuse (2/27)											
Boston Coll. (3/2)											
at Notre Dame (3/5)											

Career/Season Highs

Minutes

Career: 37, vs. LSU (11/24/15)

2015-16: Same

Points

Career: 14, vs. LSU (11/24/15)

2015-16: Same

Rebounds

Career: 10, vs. LSU (11/24/15)

2015-16: Same

Assists

Career: 7, at Wake Forest (1/10/16)

2015-16: Same

Field Goals Made

Career: 6 (2x), last vs. Duke (1/23/16)

2015-16: Same

Field Goal Attempts

Career: 10, vs. LSU (11/24/15)

2015-16: Same

3-point Field Goals

Career: 1 (2x), last vs. Duke (1/23/16)

2015-16: Same

3-point Attempts

Career: 3, vs. Notre Dame (1/25/15)

2015-16: 1 (4x), last vs. Duke (1/23/16)

Free Throws Made

Career: 4, vs. Bucknell (12/5/15)

2015-16: Same

Free Throw Attempts

Career: 6, vs. UNCG (12/22/15)

2015-16: Same

Steals

Career: 4, vs. LSU (11/24/15)

2015-16: Same

Blocks

Career: 2 (2x), last at Missouri (12/19/15)

2015-16: Same

NC State When Cody Martin...

	Season	Career
Double-Figure Scoring	1-3	1-4
Double-Figure Rebounds	1-0	1-0
Double-Double	1-0	1-0
Leads NCSU in Points	0-0	0-0
Leads NCSU in Rebs	0-0	0-1
20+ Point Games	0-0	0-0
Plays 24+ Minutes	5-6	5-7

CODY MARTIN CAREER STATS

Year	GP-GS	Min	Avg	FG-FGA	Pct	3FG-FGA	Pct	FT-FTA	Pct	Off-Def	Tot-Avg	PF-FO	A	TO	Blk	Stl	Pts	Avg
2014-15	19-3	216	11.4	28-59	.475	0-7	.000	9-17	.529	17-21	38-2.0	36-2	23	18	6	9	65	3.4
2015-16	19-2	452	23.8	42-88	.477	1-3	.333	27-47	.574	38-49	87-4.6	28-1	39	23	12	22	112	5.9
TOTALS	38-5	668	17.6	70-147	.476	1-10	.100	36-64	.563	55-70	125-3.3	64-3	62	41	18	31	177	4.7



#21 BeeJay Anya

F | 6-9 | 285 | Jr.

Washington, D.C. | DeMatha Catholic

* 2015 ACC 6th Man of the Year (Media)

* ACC All-Defensive Team (Media & Coaches)

* Leading ACC in blocks per game

* Lost 70 pounds since enrolling at NC State

* 2nd in NC State history in career blocked shots

* Has 7-9 wingspan, 2nd longest ever recorded by

NBA Draft Express database

2015-16 HIGHLIGHTS: Shooting .608 from the floor with 14 dunks ... Current ACC leader in blocked shots ... Career ACC leader with 188 blocks ... Has blocked multiple shots in 14 games this season ... Blocked 5 shots vs. USA (Nov. 15) ... Blocked 4 shots vs. Winthrop (Nov. 27) ... Scored career-high 17 points and blocked 5 shots at USF (Dec. 13) ... Blocked 5 shots and grabbed a career-high 12 rebounds at Virginia Tech (Jan. 2).

2014-15 HIGHLIGHTS: ACC 6th Man of the Year and ACC All-Defensive Team ... Led ACC with 2.53 blocks per game ... Had 91 blocked shots, 2nd on NC State's single-season list ... Led team with 39 dunks ... Broke school record with 10 blocks and added 7 points and 8 rebounds vs. Jacksonville (Nov. 20) ... Blocked 5 shots vs. USF (Nov. 23) ... Blocked 5 shots in 11 minutes vs. Wake Forest (Dec. 6) ... Scored 14 points and blocked 4 shots vs. Duke (Jan. 11) ... Blocked 6 shots in win at North Carolina (Feb. 24) ... Made game-winning shot with 0.1 seconds left in NCAA tourney vs. LSU (March 19).

2013-14 Highlights: Played 11.8 minutes per game ... Stood 10th in ACC in blocked shots ... Shot .587 from the floor ... Third on the team with 13 dunks ... Played 24 minutes with 5 blocks at Tennessee (Dec. 18) ... Had 5 blocked shots in win over ECU (Dec. 21) ... Scored 10 points against North Carolina (Feb. 26).

Opponent	FG	3FG	FT	O-D-Reb	PF	Pts	Ast	TO	Blk	Stl	Min
William & Mary (11/13)	1-1	0-0	1-5	0-6-6	2	3	0	0	2	1	22
South Alabama (11/15)	3-4	0-0	2-6	1-4-5	5	8	3	2	5	1	25
IUPUI (11/18)	1-1	0-0	1-3	0-5-5	3	3	0	1	3	2	21
vs. Arizona St. (11/23)	2-4	0-0	1-2	4-2-6	3	5	0	1	2	0	20
vs. LSU (11/24)	1-1	0-0	2-4	1-2-3	2	4	0	0	0	0	21
Winthrop (11/27)	2-3	0-0	0-0	1-1-2	5	4	0	2	4	1	19
Michigan (12/1)	4-5	0-0	1-6	2-5-7	2	9	0	2	3	0	28
Bucknell (12/5)	* 0-0	0-0	0-0	2-0-2	5	0	0	2	3	0	21
at South Florida (12/13)	* 7-8	0-0	3-6	2-5-7	3	17	1	2	5	1	24
High Point (12/16)	* 2-4	0-0	1-3	2-5-7	2	5	1	1	4	1	30
at Missouri (12/19)	* 1-2	0-0	1-2	1-5-6	3	3	1	2	1	0	22
UNCG (12/22)	* 4-7	0-0	2-3	3-3-6	3	10	2	1	4	0	33
Northeastern (12/29)	* 1-2	0-0	0-0	2-3-5	1	2	0	2	2	2	23
at Virginia Tech (1/2)	* 1-4	0-0	4-10	7-5-12	4	6	1	0	5	0	33
Louisville (1/7)	* 1-2	0-0	0-4	5-2-7	3	2	1	0	1	0	22
at Wake Forest (1/10)	0-2	0-0	0-0	1-2-3	5	0	0	1	2	0	20
Florida State (1/13)	* 1-1	0-0	0-2	2-2-4	2	2	0	2	1	2	17
at UNC (1/16)	* 1-2	0-0	0-0	1-3-4	5	2	0	1	3	0	28
at Pittsburgh (1/19)	* 3-3	0-0	0-1	1-2-3	3	6	0	1	0	0	15
Duke (1/23)	* 2-5	0-0	0-0	2-2-4	2	4	0	1	1	0	19
Georgia Tech (1/27)											
Miami (1/30)											
at Florida St. (2/1)											
at Duke (2/6)											
Wake Forest (2/13)											
at Virginia (2/15)											
Clemson (2/20)											
UNC (2/24)											
at Syracuse (2/27)											
Boston Coll. (3/2)											
at Notre Dame (3/5)											

Career/Season Highs

Minutes

Career: 36, vs. Wofford (12/14/14)

2015-16: 33 (2x), last at Virginia Tech (1/2/16)

Points

Career: 17, at USF (12/13/15)

2015-16: Same

Rebounds

Career: 12, at Virginia Tech (1/2/16)

2015-16: Same

Assists

Career: 3, vs. South Alabama (11/15/15)

2015-16: Same

Field Goals Made

Career: 7, at USF (12/13/15)

2015-16: Same

Field Goal Attempts

Career: 8 (2x), last at USF (12/13/15)

2015-16: 8, at USF (12/13/15)

3-point Field Goals Made

Career: 0

2015-16: 0

3-point Attempts

Career: 0

2015-16: 0

Free Throws Made

Career: 4 (2x), last at Virginia Tech (1/2/16)

2015-16: 4, at Virginia Tech (1/2/16)

Free Throw Attempts

Career: 10, at Virginia Tech (1/2/16)

2015-16: Same

Steals

Career: 2 (2x), last vs. Northeastern (12/29/15)

2015-16: Same

Blocks

Career: 10, vs. Jacksonville (11/20/14)

2015-16: 5 (3x), last at Virginia Tech (1/2/16)

NC State When Anya...

	Season	Career
Double-Figure Scoring	2-0	3-1
Double-Figure Rebounds	0-1	1-1
Double-Double	0-0	0-0
Leads NCSU in Points	0-0	0-0
Leads NCSU in Rebs	0-4	4-7
15+ Point Games	1-0	1-0
4+ Blocked Shots	5-1	15-4

ANYA CAREER STATS

Year	GP-GS	Min	Avg	FG-FGA	Pct	3FG-FGA	Pct	FT-FTA	Pct	Off-Def	Tot-Avg	PF-FO	A	TO	Blk	Stl	Pts	Avg
2013-14	33-0	388	11.8	27-46	.587	0-0	.000	15-31	.484	23-45	68-2.1	57-0	4	17	46	4	69	2.1
2014-15	36-11	698	19.4	64-105	.610	0-0	.000	34-61	.557	57-98	155-4.3	97-2	8	40	91	4	162	4.5
2015-16	20-12	463	23.2	38-61	.623	0-0	.000	19-57	.333	40-64	104-5.2	63-5	10	24	51	11	95	4.8
TOTALS	89-23	1549	17.4	129-212	.608	0-0	.000	68-149	.456	120-207	327-3.7	217-7	22	81	188	19	326	3.7



#22 Shaun Kirk

G/F | 6-8 | 195 | Fr.
Whiteville, N.C. | Whiteville

- * Raw, athletic wing from eastern North Carolina
- * Boasts 39-inch approach vertical leap
- * Signed with NC State in April after impressive AAU stretch
- * Active in his church in his hometown and was member of horticulture club in high school

BEFORE STATE: Four-year letterwinner at Whiteville High School for coach Jerry Singletary ... Voted district and county player of the year ... Elected to play in NCHSAA East-West All-Star Game in Greensboro ... Averaged 18.6 points, 5.0 rebounds and 2.1 steals as a senior, leading team to a 20-6 record ... Played AAU ball for Team Loaded and coach Dennis Smith, Sr. ... Averaged 13.5 points and shot 64.5 percent from the floor during the Adidas Uprising Gauntlet Series.

Opponent	FG	3FG	FT	O-D-Reb	PF	Pts	Ast	TO	Blk	Stl	Min
William & Mary (11/13)						--DNP--					
South Alabama (11/15)	0-1	0-1	0-0	0-0-0	0	0	0	0	0	0	2
IUPUI (11/18)	1-1	0-0	0-0	0-0-0	2	2	0	0	0	0	2
vs. Arizona St. (11/23)	0-0	0-0	0-0	0-0-0	0	0	0	0	0	0	0+
vs. LSU (11/24)						--DNP--					
Winthrop (11/27)						--DNP--					
Michigan (12/1)	0-1	0-1	0-0	0-0-0	2	0	0	1	0	1	2
Bucknell (12/5)						--DNP--					
at South Florida (12/13)	1-2	1-2	0-0	0-1-1	1	3	0	0	0	0	4
High Point (12/16)						--DNP--					
at Missouri (12/19)						--DNP--					
UNCG (12/22)						--DNP--					
Northeastern (12/29)						--DNP--					
at Virginia Tech (1/2)						--DNP--					
Louisville (1/7)						--DNP--					
at Wake Forest (1/10)	1-2	0-0	1-2	0-0-0	1	3	0	1	0	0	5
Florida State (1/13)	0-1	0-1	0-0	0-0-0	1	0	0	1	0	0	2
at UNC (1/16)						--DNP--					
at Pittsburgh (1/19)						--DNP--					
Duke (1/23)						--DNP--					
Georgia Tech (1/27)											
Miami (1/30)											
at Florida St. (2/1)											
at Duke (2/6)											
Wake Forest (2/13)											
at Virginia (2/15)											
Clemson (2/20)											
UNC (2/24)											
at Syracuse (2/27)											
Boston Coll. (3/2)											
at Notre Dame (3/5)											

Career/Season Highs

Minutes

Career: 5, at Wake Forest (1/10/16)
2015-16: Same

Points

Career: 3 (2x), last at Wake Forest (1/10/16)
2015-16: Same

Rebounds

Career: 1, at USF (12/13/15)
2015-16: Same

Assists

Career: 0
2015-16: 0

Field Goals Made

Career: 1 (3x), last at Wake Forest (1/10/16)
2015-16: Same

Field Goal Attempts

Career: 2 (2x), last at Wake Forest (1/10/16)
2015-16: Same

3-point Field Goals Made

Career: 1, at USF (12/13/15)
2015-16: Same

3-point Attempts

Career: 2, at USF (12/13/15)
2015-16: Same

Free Throws Made

Career: 1, at Wake Forest (1/10/16)
2015-16: Same

Free Throw Attempts

Career: 2, at Wake Forest (1/10/16)
2015-16: Same

Steals

Career: 1, vs. Michigan (12/1/15)
2015-16: Same

Blocks


Career: 0
2015-16: 0

NC State When Kirk...

	Season	Career
Double-Figure Scoring	0-0	0-0
Double-Figure Rebounds	0-0	0-0
Double-Double	0-0	0-0
Leads NCSU in Points	0-0	0-0
Leads NCSU in Rebs	0-0	0-0
20+ Point Games	0-0	0-0
30+ Point Games	0-0	0-0

KIRK CAREER STATS

Year	GP-GS	Min	Avg	FG-FGA	Pct	3FG-FGA	Pct	FT-FTA	Pct	Off-Def	Tot-Avg	PF-FO	A	TO	Blk	Stl	Pts	Avg
2015-16	7-0	17	2.4	3-8	.375	1-5	.200	1-2	.500	0-1	1-0.1	7-0	0	3	0	1	8	1.1
Totals	7-0	17	2.4	3-8	.375	1-5	.200	1-2	.500	0-1	1-0.1	7-0	0	3	0	1	8	1.1



#24 Maverick Rowan

G/F | 6-7 | 215 | Fr.
Fort Lauderdale, Fla. | Elevate

- * No. 30 recruit in 2015 class by ESPN.com
- * Signed with NC State in August after reclassifying to the 2015 class
- * One of the nation's top prep long-range shooters
- * Won a state title in Pennsylvania and won one in Florida

2015-16 HIGHLIGHTS: Has scored in double figures 16 times ... Leads team with 46 made 3-pointers ... Notched 16 points on 6-for-15 shooting in his college debut ... Made first career start and scored 15 points in win over South Alabama (Nov. 15) ... Scored 7 of his 10 points in the overtime period in the win over LSU (Nov. 24) ... Scored season-high 17 points vs. Winthrop (Nov. 27) ... Scored 19 points (12 in the second half) in win over High Point (Dec. 16) ... Scored 17 points on 4-for-8 shooting from long range vs. Louisville (Jan. 7) ... Led team with 22 points vs. Florida State (Jan. 13).

BEFORE STATE: One of the nation's most recruited wings in the 2016 class before reclassifying and becoming eligible in 2015 ... Ranked 30th in the 2015 class by ESPN.com and No. 39 in the 247Sports.com composite ranking ... Totaled 2,382 points during his three high school seasons ... Named Pennsylvania 1A Player of the Year as a sophomore in 2014 ... Voted Florida's 5A Player of the Year as a junior ... Averaged 28.5 points, 7.0 rebounds and 4.0 assists per game for Cardinal Gibbons, leading the team to a 32-1 record and state title ... Averaged 31.6 points per game during the Florida high school state tournament ... Scored 24.3 points per game as a high school junior in Pennsylvania and led his team to a state championship.

Opponent	FG	3FG	FT	O-D-Reb	PF	Pts	Ast	TO	Blk	Stl	Min
William & Mary (11/13)	6-15	1-8	3-3	1-2-3	4	16	0	2	0	1	34
South Alabama (11/15) *	5-10	2-6	3-4	0-1-1	4	15	0	0	0	1	26
IUPUI (11/18) *	5-12	4-9	1-3	2-5-7	2	15	1	2	0	0	33
vs. Arizona St. (11/23) *	5-11	2-6	2-5	0-5-5	1	14	0	1	0	0	35
vs. LSU (11/24) *	3-11	2-7	2-2	2-2-4	1	10	2	1	0	0	39
Winthrop (11/27) *	7-13	3-6	0-0	2-3-5	4	17	1	1	0	0	34
Michigan (12/1) *	1-11	1-6	2-2	1-6-7	3	5	1	2	0	2	35
Bucknell (12/5) *	9-14	4-7	5-6	1-2-3	0	27	1	2	0	2	35
at South Florida (12/13) *	1-10	0-7	1-1	1-1-2	3	3	2	0	0	0	29
High Point (12/16) *	6-19	4-10	3-4	3-4-7	1	19	0	2	0	1	37
at Missouri (12/19) *	4-9	2-3	2-4	2-1-3	3	12	2	0	0	0	32
UNCG (12/22) *	1-10	0-4	0-0	0-4-4	3	2	0	2	0	0	28
Northeastern (12/29) *	6-12	4-8	0-0	0-2-2	3	16	2	3	0	1	38
at Virginia Tech (1/2) *	1-8	0-4	4-5	0-1-1	1	6	0	1	0	0	24
Louisville (1/7) *	5-13	4-8	3-3	1-1-2	4	17	1	0	0	0	32
at Wake Forest (1/10) *	5-16	3-11	0-0	0-3-3	1	13	0	0	0	0	37
Florida State (1/13) *	6-16	3-9	7-9	3-0-3	3	22	0	1	0	0	37
at UNC (1/16) *	4-15	2-8	0-0	1-0-1	2	10	0	1	0	1	36
at Pittsburgh (1/19) *	5-11	4-6	0-0	1-0-1	0	14	0	3	0	0	31
Duke (1/23) *	3-11	1-8	5-5	0-2-2	2	12	4	0	0	0	35
Georgia Tech (1/27)											
Miami (1/30)											
at Florida St. (2/1)											
at Duke (2/6)											
Wake Forest (2/13)											
at Virginia (2/15)											
Clemson (2/20)											
UNC (2/24)											
at Syracuse (2/27)											
Boston Coll. (3/2)											
at Notre Dame (3/5)											

Career/Season Highs

Minutes

Career: 39, vs. LSU (11/24/15)
2015-16: Same

Points

Career: 27, vs. Bucknell (12/5/15)
2015-16: Same

Rebounds

Career: 7 (3x), last vs. High Point (12/16/15)
2015-16: Same

Assists

Career: 4, vs. Duke (1/23/16)
2015-16: Same

Field Goals Made

Career: 9, vs. Bucknell (12/5/15)
2015-16: Same

Field Goal Attempts

Career: 19, vs. High Point (12/16/15)
2015-16: Same

3-point Field Goals Made

Career: 4 (5x), last at Pittsburgh (1/19/16)
2015-16: Same

3-point Attempts

Career: 11, at Wake Forest (1/10/16)
2015-16: Same

Free Throws Made

Career: 7, vs. Florida State (1/13/16)
2015-16: Same

Free Throw Attempts

Career: 9, vs. Florida State (1/13/16)
2015-16: Same

Steals

Career: 2 (2x), last vs. Bucknell (12/5/15)
2015-16: Same

Blocks


Career: 0
2015-16: 0

NC State When Rowan...

	Season	Career
Double-Figure Scoring	9-7	9-7
Double-Figure Rebounds	0-0	0-0
Double-Double	0-0	0-0
Leads NCSU in Points	1-1	1-1
Leads NCSU in Rebs	0-1	0-1
20+ Point Games	1-1	1-1
4+ Made 3FG	5-1	5-1

ROWAN CAREER STATS

Year	GP-GS	Min	Avg	FG-FGA	Pct	3FG-FGA	Pct	FT-FTA	Pct	Off-Def	Tot-Avg	PF-FO	A	TO	Blk	Stl	Pts	Avg
2015-16	20-19	667	33.3	88-247	.356	46-141	.326	43-56	.768	21-45	66-3.3	45-0	17	24	0	9	265	13.3
Totals	20-19	667	33.3	88-247	.356	46-141	.326	43-56	.768	21-45	66-3.3	45-0	17	24	0	9	265	13.3



#25 Chase Cannon

G | 6-5 | 200 | Sr.

Morehead City, N.C. | The Miller School (Va.)

* Walk-on

* Best GPA on the team

* Graduated in May 2015, now enrolled
in MBA program

* ACC Academic Honor Roll

WOLFPACK CAREER: Has appeared in 23 career games, totaling 31 minutes ... ACC Academic Honor Roll.

BEFORE STATE: Played senior season for The Miller School (Va.) ... Posted 11.7 points, 4.2 rebounds and three made 3-pointers per game as a senior ... led his team to a 20-10 overall and a 3-3 conference mark in 2011-12 ... named first team all-conference as a senior and junior ... Class salutatorian ... Recipient of The Miller School Lou Farina Award ... Bob and Carol Mattocks scholar ... Park Scholarship Finalist ... AP Scholar with Distinction ... AP Scholar with Honors.

Opponent	FG	3FG	FT	O-D-Reb	PF	Pts	Ast	TO	Blk	Stl	Min
William & Mary (11/13)					--DNP--						
South Alabama (11/15)	0-1	0-1	0-0	0-0-0	0	0	0	0	0	0	1
IUPUI (11/18)											
vs. Arizona St. (11/23)					--DNP--						
vs. LSU (11/24)					--DNP--						
Winthrop (11/27)					--DNP--						
Michigan (12/1)					--DNP--						
Bucknell (12/5)					--DNP--						
at South Florida (12/13)					--DNP--						
High Point (12/16)					--DNP--						
at Missouri (12/19)					--DNP--						
UNCG (12/22)					--DNP--						
Northeastern (12/29)					--DNP--						
at Virginia Tech (1/2)					--DNP--						
Louisville (1/7)					--DNP--						
at Wake Forest (1/10)					--DNP--						
Florida State (1/13)					--DNP--						
at UNC (1/16)					--DNP--						
at Pittsburgh (1/19)					--DNP--						
Duke (1/23)					--DNP--						
Georgia Tech (1/27)											
Miami (1/30)											
at Florida St. (2/1)											
at Duke (2/6)											
Wake Forest (2/13)											
at Virginia (2/15)											
Clemson (2/20)											
UNC (2/24)											
at Syracuse (2/27)											
Boston Coll. (3/2)											
at Notre Dame (3/5)											

CANNON CAREER STATS

Year	GP-GS	Min	Avg	FG-FGA	Pct	3FG-FGA	Pct	FT-FTA	Pct	Off-Def	Tot-Avg	PF-FO	A	TO	Blk	Stl	Pts	Avg
2012-13	12-0	14	1.2	1-2	.500	1-1	1.000	0-0	.000	0-0	0-0	1-0	0	1	0	0	3	0.3
2013-14	5-0	6	1.2	0-3	.000	0-3	.000	0-0	.000	1-0	1-0.3	0-0	1	1	1	0	0	0.0
2014-15	5-0	10	2.0	2-5	.400	0-2	.000	0-2	.000	3-2	5-1.0	2-0	1	0	0	0	4	0.8
2015-16	2-0	2	1.0	0-4	.000	0-2	.000	0-0	.000	1-1	2-1.0	0-0	0	0	0	0	0	0.0
Total	24-0	32	1.3	3-14	.214	1-8	.125	0-2	.000	5-3	8-0.3	3-0	2	2	1	0	7	0.3

2015-16 NC State Non-ACC Statistics

RECORD:	OVERALL	HOME	AWAY	NEUTRAL
ALL GAMES	10-3	7-2	2-0	1-1
CONFERENCE	0-0	0-0	0-0	0-0
NON-CONFERENCE	10-3	7-2	2-0	1-1

#	Player	gp-gs	min	avg	Total		3-Point		F-Throw		Rebounds								pts	avg		
					fg-fga	fg%	3fg-fga	3fg%	ft-fga	ft%	off	def	tot	avg	pf	dq	a	to			blk	stl
12	Barber, Anthony	13-13	499	38.4	90-212	.425	9-31	.290	111-131	.847	13	55	68	5.2	30	1	67	26	1	6	300	23.1
24	Rowan, Maverick	13-12	435	33.5	59-157	.376	29-87	.333	24-34	.706	15	38	53	4.1	32	0	12	18	0	8	171	13.2
14	Martin, Caleb	13-13	449	34.5	54-145	.372	32-90	.356	17-25	.680	13	50	63	4.8	32	0	21	25	8	12	157	12.1
00	Abu, Abdul-Malik	13-13	326	25.1	54-123	.439	0-0	.000	35-58	.603	42	64	106	8.2	30	0	13	17	8	6	143	11.0
15	Martin, Cody	13-0	289	22.2	26-57	.456	0-2	.000	22-35	.629	24	32	56	4.3	21	0	22	12	9	16	74	5.7
21	Anya, BeeJay	13-6	309	23.8	29-42	.690	0-0	.000	15-40	.375	21	46	67	5.2	39	3	8	18	38	9	73	5.6
01	Freeman, Lennard	13-7	295	22.7	22-42	.524	0-0	.000	14-27	.519	36	52	88	6.8	25	0	10	13	2	8	58	4.5
13	Corchiani Jr., Chris	2-0	2	1.0	1-1	1.000	0-0	.000	0-0	.000	0	0	0	0.0	0	0	0	0	0	0	2	1.0
22	Kirk, Shaun	5-0	10	2.0	2-5	.400	1-4	.250	0-0	.000	0	1	1	0.2	5	0	0	1	0	1	5	1.0
03	Henderson, Terry	1-1	7	7.0	0-3	.000	0-1	.000	0-0	.000	1	0	1	1.0	1	0	0	1	0	0	0	0.0
04	Brickhouse, Chris	2-0	2	1.0	0-0	.000	0-0	.000	0-0	.000	0	0	0	0.0	0	0	0	0	0	0	0	0.0
25	Cannon, Chase	2-0	2	1.0	0-4	.000	0-2	.000	0-0	.000	1	1	2	1.0	0	0	0	0	0	0	0	0.0
Team											29	22	51				5					
Total.....		13	2625		337-791	.426	71-217	.327	238-350	.680	195	361	556	42.8	215	4	153	136	66	66	983	75.6
Opponents.....		13	2625		322-795	.405	111-297	.374	134-201	.667	141	326	467	35.9	299	9	165	151	38	86	889	68.4

TEAM STATISTICS

	ST	OPP
SCORING	983	889
Points per game	75.6	68.4
Scoring margin	+7.2	-
FIELD GOALS-ATT	337-791	322-795
Field goal pct	.426	.405
3 POINT FG-ATT	71-217	111-297
3-point FG pct	.327	.374
3-pt FG made per game	5.5	8.5
FREE THROWS-ATT	238-350	134-201
Free throw pct	.680	.667
F-Throws made per game	18.3	10.3
REBOUNDS	556	467
Rebounds per game	42.8	35.9
Rebounding margin	+6.8	-
ASSISTS	153	165
Assists per game	11.8	12.7
TURNOVERS	136	151
Turnovers per game	10.5	11.6
Turnover margin	+1.2	-
Assist/turnover ratio	1.1	1.1
STEALS	66	86
Steals per game	5.1	6.6
BLOCKS	66	38
Blocks per game	5.1	2.9
ATTENDANCE	144228	21582
Home games-Avg/Game	9-16025	2-5516
Neutral site-Avg/Game	-	2-5275

Date	Opponent	Score	Att.
11/13/15	WILLIAM & MARY	L 68-85	16377
11/15/15	SOUTH ALABAMA	W 88-70	15076
11/18/15	IUPUI	W 79-56	14660
11/23/15	vs Arizona State	L 76-79	5775
11/24/15	vs LSU	Wot 83-72	4775
11/27/15	WINTHROP	W 87-79	15700
12/1/15	MICHIGAN	L 59-66	17645
12/5/15	BUCKNELL	W 99-86	16378
12/13/15	at USF	W 65-46	2945
12/16/15	HIGH POINT	W 76-73	15602
12-19-15	at Mizzou	W 73-59	8087
12/22/15	UNCG	W 58-52	15716
12/29/15	NORTHEASTERN	W 72-66	17074

* - Conference game

Score by Periods	1st	2nd	OT	Totals
NC State	445	520	18	983
Opponents	412	470	7	889



2015-16 NC State ACC Only Statistics

RECORD:	OVERALL	HOME	AWAY	NEUTRAL
ALL GAMES	1-6	0-3	1-3	0-0
CONFERENCE	1-6	0-3	1-3	0-0
NON-CONFERENCE	0-0	0-0	0-0	0-0

#	Player	gp-gs	min	avg	Total		3-Point		F-Throw		Rebounds				pf	dq	a	to	blk	stl	pts	avg
					fg-fga	fg%	3fg-fga	3fg%	ft-fa	ft%	off	def	tot	avg								
12	Barber, Anthony	7-7	270	38.6	50-122	.410	14-34	.412	28-31	.903	0	26	26	3.7	16	0	26	23	0	7	142	20.3
00	Abu, Abdul-Malik	7-7	198	28.3	37-74	.500	0-0	.000	23-36	.639	25	39	64	9.1	21	1	13	13	3	1	97	13.9
24	Rowan, Maverick	7-7	232	33.1	29-90	.322	17-54	.315	19-22	.864	6	7	13	1.9	13	0	5	6	0	1	94	13.4
14	Martin, Caleb	7-4	202	28.9	21-68	.309	13-50	.260	12-14	.857	10	20	30	4.3	19	0	8	12	4	6	67	9.6
15	Martin, Cody	7-3	191	27.3	22-39	.564	2-2	1.000	5-12	.417	16	19	35	5.0	12	1	21	14	3	6	51	7.3
01	Freeman, Lennard	7-1	171	24.4	9-19	.474	0-0	.000	9-15	.600	22	29	51	7.3	19	1	10	7	2	2	27	3.9
21	Anyia, BeeJay	7-6	154	22.0	9-19	.474	0-0	.000	4-17	.235	19	18	37	5.3	24	2	2	6	13	2	22	3.1
22	Kirk, Shaun	2-0	7	3.5	1-3	.333	0-1	.000	1-2	.500	0	0	0	0.0	2	0	0	2	0	0	3	1.5
Team											15	10	25					5				
Total.....		7	1425		178-434	.410	46-141	.326	101-149	.678	113	168	281	40.1	126	5	85	88	25	25	503	71.9
Opponents.....		7	1425		191-431	.443	49-130	.377	97-145	.669	95	161	256	36.6	136	3	87	70	38	41	528	75.4

TEAM STATISTICS	ST	OPP	Date	Opponent	Score	Att.
SCORING	503	528	* 01/02/16	at Virginia Tech	Lot 68-73	4971
Points per game	71.9	75.4	* 1/7/16	LOUISVILLE	L 72-77	17762
Scoring margin	-3.6	-	* 01/10/16	at Wake Forest	L 74-77	11865
FIELD GOALS-ATT	178-434	191-431	* 1/13/16	FLORIDA STATE	L 78-85	16846
Field goal pct	.410	.443	* 01/16/16	at North Carolina	L 55-67	21750
3 POINT FG-ATT	46-141	49-130	* 1/19/16	at Pittsburgh	W 78-61	9849
3-point FG pct	.326	.377	* 1/23/16	DUKE	L 78-88	19500
3-pt FG made per game	6.6	7.0	* = Conference game			
FREE THROWS-ATT	101-149	97-145				
Free throw pct	.678	.669				
F-Throws made per game	14.4	13.9				
REBOUNDS	281	256				
Rebounds per game	40.1	36.6				
Rebounding margin	+3.6	-				
ASSISTS	85	87				
Assists per game	12.1	12.4				
TURNOVERS	88	70				
Turnovers per game	12.6	10.0				
Turnover margin	-2.6	-				
Assist/turnover ratio	1.0	1.2				
STEALS	25	41				
Steals per game	3.6	5.9				
BLOCKS	25	38				
Blocks per game	3.6	5.4				
ATTENDANCE	54108	48435				
Home games-Avg/Game	3-18036	4-12109				
Neutral site-Avg/Game	-	0-0				

Score by Periods	1st	2nd	OT	Totals
NC State	232	264	7	503
Opponents	207	309	12	528

2015-16 NC State Season Overall Statistics

RECORD:	OVERALL	HOME	AWAY	NEUTRAL
ALL GAMES	11-9	7-5	3-3	1-1
CONFERENCE	1-6	0-3	1-3	0-0
NON-CONFERENCE	10-3	7-2	2-0	1-1

##	Player	gp-gs	min	avg	Total		3-Point		F-Throw		Rebounds											
					fg-fga	fg%	3fg-fga	3fg%	ft-fa	ft%	off	def	tot	avg	pf	dq	a	to	blk	stl	pts	avg
12	Barber, Anthony	20-20	769	38.5	140-334	.419	23-65	.354	139-162	.858	13	81	94	4.7	46	1	93	49	1	13	442	22.1
24	Rowan, Maverick	20-19	667	33.3	88-247	.356	46-141	.326	43-56	.768	21	45	66	3.3	45	0	17	24	0	9	265	13.3
00	Abu, Abdul-Malik	20-20	524	26.2	91-197	.462	0-0	.000	58-94	.617	67	103	170	8.5	51	1	26	30	11	7	240	12.0
14	Martin, Caleb	20-17	651	32.5	75-213	.352	45-140	.321	29-39	.744	23	70	93	4.7	51	0	29	37	12	18	224	11.2
15	Martin, Cody	20-3	480	24.0	48-96	.500	2-4	.500	27-47	.574	40	51	91	4.6	33	1	43	26	12	22	125	6.3
21	Anyia, BeeJay	20-12	463	23.2	38-61	.623	0-0	.000	19-57	.333	40	64	104	5.2	63	5	10	24	51	11	95	4.8
01	Freeman, Lennard	20-8	466	23.3	31-61	.508	0-0	.000	23-42	.548	58	81	139	7.0	44	1	20	20	4	10	85	4.3
22	Kirk, Shaun	7-0	17	2.4	3-8	.375	1-5	.200	1-2	.500	0	1	1	0.1	7	0	0	3	0	1	8	1.1
13	Corchiani Jr., Chris	2-0	2	1.0	1-1	1.000	0-0	.000	0-0	.000	0	0	0	0.0	0	0	0	0	0	0	2	1.0
03	Henderson, Terry	1-1	7	7.0	0-3	.000	0-1	.000	0-0	.000	1	0	1	1.0	1	0	0	1	0	0	0	0.0
04	Brickhouse, Chris	2-0	2	1.0	0-0	.000	0-0	.000	0-0	.000	0	0	0	0.0	0	0	0	0	0	0	0	0.0
25	Cannon, Chase	2-0	2	1.0	0-4	.000	0-2	.000	0-0	.000	1	1	2	1.0	0	0	0	0	0	0	0	0.0
Team											44	32	76				10					
Total.....		20	4050		515-1225	.420	117-358	.327	339-499	.679	308	529	837	41.8	341	9	238	224	91	91	1486	74.3
Opponents.....		20	4050		513-1226	.418	160-427	.375	231-346	.668	236	487	723	36.2	435	12	252	221	76	127	1417	70.8

TEAM STATISTICS	ST	OPP	Date	Opponent	Score	Att.
SCORING	1486	1417	11/13/15	WILLIAM & MARY	L 68-85	16377
Points per game	74.3	70.8	11/15/15	SOUTH ALABAMA	W 88-70	15076
Scoring margin	+3.5	-	11/18/15	IUPUI	W 79-56	14660
FIELD GOALS-ATT	515-1225	513-1226	11/23/15	vs Arizona State	L 76-79	5775
Field goal pct	.420	.418	11/24/15	vs LSU	Wot 83-72	4775
3 POINT FG-ATT	117-358	160-427	11/27/15	WINTHROP	W 87-79	15700
3-point FG pct	.327	.375	12/1/15	MICHIGAN	L 59-66	17645
3-pt FG made per game	5.9	8.0	12/5/15	BUCKNELL	W 99-86	16378
FREE THROWS-ATT	339-499	231-346	12/13/15	at USF	W 65-46	2945
Free throw pct	.679	.668	12/16/15	HIGH POINT	W 76-73	15602
F-Throws made per game	17.0	11.6	12-19-15	at Mizzou	W 73-59	8087
REBOUNDS	837	723	12/22/15	UNCG	W 58-52	15716
Rebounds per game	41.8	36.2	12/29/15	NORTHEASTERN	W 72-66	17074
Rebounding margin	+5.7	-	* 01/02/16	at Virginia Tech	Lot 68-73	4971
ASSISTS	238	252	* 1/7/16	LOUISVILLE	L 72-77	17762
Assists per game	11.9	12.6	* 01/10/16	at Wake Forest	L 74-77	11865
TURNOVERS	224	221	* 1/13/16	FLORIDA STATE	L 78-85	16846
Turnovers per game	11.2	11.1	* 01/16/16	at North Carolina	L 55-67	21750
Turnover margin	-0.1	-	* 1/19/16	at Pittsburgh	W 78-61	9849
Assist/turnover ratio	1.1	1.1	* 1/23/16	DUKE	L 78-88	19500
STEALS	91	127				
Steals per game	4.6	6.4				
BLOCKS	91	76				
Blocks per game	4.6	3.8				
ATTENDANCE	198336	70017				
Home games-Avg/Game	12-16528	6-9911				
Neutral site-Avg/Game	-	2-5275				

* = Conference game

Score by Periods	1st	2nd	OT	Totals
NC State	677	784	25	1486
Opponents	619	779	19	1417

