



# GEORGIA TECH BASKETBALL 2015-16

ACC Champions 1985, 1990, 1993 • Final Four 1990, 2004 • 16 NCAA Tournament appearances

## 2015-16 SCHEDULE & RESULTS

N13	CORNELL	W, 116-81
N16	TENNESSEE	W, 69-67
N19	GREEN BAY*	W, 107-77
N22	EAST TENNESSEE STATE*	L, 68-69
N26	vs. Arkansas*	W, 83-73
N27	vs. Villanova* (8/9)	L, 52-69
D1	WOFFORD	W, 77-61
D5	at Tulane	W, 76-68
D15	VCU	W, 77-64
D19	at Georgia	L, 61-75
D21	SOUTHEASTERN LOUISIANA	W, 75-62
D23	COLGATE	W, 76-60
D29	DUQUESNE	W, 73-67
J2	at North Carolina (7/8)	L, 78-86
J6	at Pittsburgh (24/21)	L, 84-89
J9	VIRGINIA (4/4)	W, 68-64
J13	at Notre Dame	L, 64-72
J16	VIRGINIA TECH	L, 77-78
J23	LOUISVILLE (17/16)	L, 71-75
J27	at NC State	8 p.m.
J30	at Syracuse	12 p.m.
F2	DUKE (24/20)	9 p.m.
F7	MIAMI (15/13)	1 p.m.
F10	WAKE FOREST	7 p.m.
F13	at Clemson	2 p.m.
F17	at Florida State	9 p.m.
F20	NOTRE DAME (25/rv)	8 p.m.
F23	CLEMSON	7 p.m.
F27	at Boston College	12 p.m.
M1	at Louisville (16/14)	8 p.m.
M5	PITTSBURGH (rv/23)	2 p.m.
M8-12	ACC Tournament, Washington, D.C.	

All times Eastern; home games in ACC CAPS

\*NIT Season Tipoff, Barclays Center, Brooklyn, N.Y.

(AP/USA) - rankings in AP/coaches polls at time of game, current rankings for upcoming games (rv=receiving votes)

## TELEVISION: ACC Network

Play-by-play	Mike Gleason
Analyst	Cory Alexander
Producer	David Barringer

## RADIO: Georgia Tech/IMG Sports Network

Play-by-play	Brandon Gaudin
Analyst	Randy Waters
Engineer	Miller Pope
Studio host	Stephen Hartzell
In Atlanta	680 AM, 93.7 FM
Satellite	Sirius ch. 93, XM ch. 204 (NC State broadcast)
Online	GT Gameday App, Ramblinwreck.com
TuneIn	buzz.gt/LiveTuneIn

## TWITTER: #TogetherWeSwarm

Official account/in-game updates	@GTMBB
Coach Brian Gregory	@GTBrianGregory

## NEXT: at Syracuse

Date	Saturday, January 30
Time	12 p.m. ET
TV/Online	ESPN/WatchESPN

## GEORGIA TECH (11-8, 1-5 ACC) VS. NC STATE (11-9, 1-6 ACC)

GAME 20 • January 27, 2016 • 8 p.m. ET • Raleigh, N.C. • PNC Arena

Site	Atlanta, Ga.
Venue	PNC Arena
Capacity	19,700
Series	NC State leads, 56-37
At home	NC State leads, 31-9
Last year	NC State won 81-80 (ot) in Atlanta
GTMBB Communications	Mike Stamus
Phone	404-894-5446 (ofc), 404-218-9723 (cell)
E-mail	mstamus@athletics.gatech.edu

## NC STATE

Rankings (AP/coaches/RPI)	nr/nr/99
Record breakdown	7-4 home, 3-3 away, 1-1 neutral
Head coach	Mark Gottfried (Alabama, 1987)
Career record/at NC State	381-216 (19th)/103-61 (5th)
Record vs. Georgia Tech	5-1

## GEORGIA TECH

Rankings (AP/coaches/RPI)	nr/nr/68
Record breakdown	9-2 home, 1-4 away, 1-1 neutral
Head coach	Brian Gregory (Oakland, 1990)
Career record/at Georgia Tech	238-173 (13th)/66-79 (5th)
Record vs. NC State	1-5

## Tech Visits NC State in First of Two Road Games This Week

Georgia Tech (11-8, 1-5 ACC) attempts to stem a three-game skid Wednesday night, visiting NC State (11-9, 1-6 ACC) in the first of two road games this week, an 8 p.m. regionally-televised contest at PNC Arena.

The Yellow Jackets have lost their last three games, 72-64 at Notre Dame and a pair of home games to Virginia Tech (78-77) and No. 17/16 Louisville (75-71), since upending fourth-ranked Virginia at McCamish Pavilion on Jan. 9. Tech's five ACC losses have come by a total of 27 points, an average of 5.4 points per game.

The Wolfpack split a pair of games last week, winning their first ACC game of the season at Pittsburgh, 78-61, after an 0-5 start in conference play, then dropped an 88-78 decision to No. 20 Duke at home Saturday. NC State's six ACC losses have come by an average of 7.0 points, one of those in overtime at Virginia Tech.

Wednesday's game will be televised regionally on the ACC Network (WATL-TV in Atlanta) and will be streamed live on ESPN3. Radio coverage of the game is provided by the Georgia Tech/IMG Sports Network, and can be heard in Atlanta on 680 the Fan (680 AM and 93.7 FM). The game can also be heard nationally on satellite radio (Sirius ch. 93, XM ch. 204).

## Transition Points

- Georgia Tech's first six ACC opponents include the top four teams in the current ACC standings and have a combined regular-season record of 91-25 (.784), the strongest schedule to date of any conference team. Clemson has had the next-toughest row to hoe to date; their ACC foes are 103-32 (.763) combined.

- Tech's overall strength of schedule ranks the 13th strongest in the CBSSports.com RPI rankings. The Jackets' non-conference schedule strength is rated No. 81.

## Roster At-A-Glance (# indicates probable starter; ppg & rpg)

<b>3</b>	<b>Marcus Georges-Hunt#</b> ..... G.....6-5.....216 ... Sr..... College Park, Ga.....15.8.....3.4
> Career 1,428 points, 18th all-time at Tech; 19th player in Tech history with 1,000 points & 500 rebounds	
<b>34</b>	<b>Abdoulaye Gueye</b> ..... F.....6-9.....218 ... So..... Dakar, Senegal.....--.....--
> Reserve post player saw action in eight games last season, sitting out this season as a redshirt	
<b>11</b>	<b>Josh Heath</b> ..... G.....6-2.....179 ... Jr..... Tampa, Fla.....3.6.....1.3
> 74-to-22 assist-turnover ratio (3.36-1, 2nd in ACC); 3.9 assists per game; 43.9% FG	
<b>5</b>	<b>Corey Heyward</b> ..... G.....6-1.....210 ... r-Jr..... Duluth, Ga.....0.4.....0.2
> Played in four games, one field goal	
<b>1</b>	<b>Tadric Jackson</b> ..... G.....6-2.....209 ... So..... Tifton, Ga.....4.9.....1.3
> Two double-digit scoring games this season, scored team-high 14 at Georgia; 13.7 mpg this season	
<b>32</b>	<b>Nick Jacobs</b> ..... F.....6-8.....262 ... r-Sr..... Atlanta, Ga.....10.7.....5.9
> Transfer from Alabama (sat out 2014-15); hitting 48.6% FG; double-digit points in 11 games, incl. last 4	
<b>10</b>	<b>Travis Jorgenson#</b> ..... G.....6-0.....184 ... r-So..... Columbia, Mo.....3.6.....1.3
> 45 assists and 12 turnovers in this season (nine zero-turnover games); 7 turnovers last 10 games (152 minutes)	
<b>44</b>	<b>Ben Lammers</b> ..... C.....6-10.....231 ... So..... San Antonio, Texas.....3.7.....4.1
> 30-47 FG (63.8%) with team-high 24 blocks; 13 blocks in last 7 games; 5.0 rpg in ACC games	
<b>0</b>	<b>Charles Mitchell#</b> ..... F.....6-8.....256 ... Sr..... Atlanta, Ga.....11.7.....10.9
> Double-doubles in 11 games this season; leads ACC in rebound avg. (10th in NCAA), 2nd in offensive reb. (4.1)	
<b>24</b>	<b>Sylvester Ogbonda</b> ..... F.....6-10.....238 ... Fr..... Port Harcourt, Nigeria.....--.....--
> Exchange student played last 2 yrs at Central Park Christian School, Birmingham, Ala.; redshirting in 2015-16	
<b>42</b>	<b>Rand Rowland</b> ..... F.....6-7.....213 ... Jr..... Cleveland, Ga.....0.0.....0.0
> Non-scholarship player saw action in three games this season, played career-high 4 minutes vs. Green Bay	
<b>12</b>	<b>Quinton Stephens</b> ..... F.....6-9.....203 ... Jr..... Atlanta, Ga.....5.4.....2.9
> Led team in 3-point FG made last year, 17-44 (38.6%) this year; double figures in 4 games this season	
<b>2</b>	<b>Adam Smith#</b> ..... G.....6-1.....165 ... Gr..... Jonesboro, Ga.....14.1.....2.3
> Grad transfer from Va. Tech; leads ACC, 18th in NCAA in 3-pt FG per game (3.26), 3rd in percentage (43.7%)	
<b>33</b>	<b>James White#</b> ..... F.....6-8.....226 ... Gr..... Jonesboro, Ga.....3.8.....5.0
> Grad transfer from UALR; Tech's 3rd-leading rebounder, two double-doubles this season	

## TECH NOTEBOOK

## Tech Team Statistics

Category	2015-16	#ACC	*NCAA
Scoring offense	76.4	9	116
Scoring defense	71.4	12	172
Scoring margin	+5.0	11	127
Field goal pct.	.450	9	123
Field goal pct. def.	.435	12	193
3-pt FG pct.	.370	5	71
3-pt FG made	6.4	8	230
3-pt FG pct. def.	.308	3	30
3-pt FG allowed	5.7	2	n/a
Free throw pct.	.702	9	151
FT made	13.8	12	251
Rebound average	40.7	4	34
Rebound margin	+8.2	4	22
O-Reb per game	13.7	4	26
D-Reb per game	27.0	3	81
Assists per game	14.4	5	116
Turnover margin	-0.2	14	202
Assist/TO ratio	1.4	5	36
Turnovers per game	10.3	4	12
Turnovers forced	10.1	14	337
Blocks per game	4.6	7	63
Steals per game	4.6	14	321
Fouls per game	18.9	n/a	137

#ACC rankings through games of Jan. 25

\*NCAA rankings (351 teams ranked) through games of Jan. 24

n/a = no ranking available

## Games Started

	Consec.	2015-16	Career	Conf.
Marcus Georges-Hunt	19	19	112	63
Abdoulaye Gueye	0	0	0	0
Josh Heath	0	15	*23	7
Corey Heyward	0	0	18	15
Tadric Jackson	0	0	6	6
Nick Jacobs	0	13	42	15
Travis Jorgenson	1	1	28	18
Ben Lammers	0	0	0	0
Charles Mitchell	19	19	*54	24
Sylvester Ogbona	0	0	0	0
Rand Rowland	0	0	0	0
Adam Smith	19	19	78	38
Quinton Stephens	0	3	15	4
James White	4	6	58	26

\*includes starts at previous school

Career ACC includes ACC Tournament starts

## Non-Conference Breakdown

Team (2015-16)	Record	Conf.	RPI*	RPI#	Result
Arkansas (NCAA)	9-10	3-4	116	216	W, 83-73
Colgate	10-9	6-2	190	208	W, 76-60
Cornell	7-9	0-2	174	223	W, 116-81
Duquesne	13-7	3-4	97	123	W, 73-67
East Tennessee St.	13-7	6-1	103	77	L, 68-69
Georgia (NCAA)	11-6	4-3	60	63	L, 61-75
Green Bay	12-8	5-3	157	181	W, 107-77
S.E. Louisiana	3-15	1-4	343	338	W, 75-62
Tennessee	10-9	3-4	88	180	W, 69-67
Tulane	8-13	1-7	221	190	W, 76-68
VCU (NCAA)	15-5	7-0	47	117	W, 77-64
Villanova (NCAA)	17-3	7-1	2	8	L, 52-69
Wofford (NCAA)	7-12	4-3	220	234	W, 77-61

GT Strength of schedule rank (overall): 13

GT Strength of schedule rank (non-conference): 86

\*CBSports.com (through games of Jan. 25)

#CBSports.com (at time of the game, or as of Dec. 1 for November opponents)

• Four of Georgia Tech's first six ACC foes were ranked in the top five in adjusted offensive efficiency according to Ken-Pom.com - North Carolina (1), Pittsburgh (2), Virginia (6), Notre Dame (3). In Louisville, Tech faced the No. 1 team in defensive efficiency and the national leader in field goal percentage defense, as well as the No. 32 team in offensive efficiency.

• Tech's two road games this week give the Yellow Jackets five in their first eight ACC games. They follow with three straight home games against No. 20 Duke, No. 15 Miami and Wake Forest.

• Tech is 1-4 on the road this season, winning at Tulane on Dec. 5. The four losses have occurred by an average of 8.8 points.

• Brian Gregory won his first ACC game with Georgia Tech against the Wolfpack at PNC Arena on Jan. 11, 2012 (82-71). It remains one of only two wins in 13 games for the Yellow Jackets in the building.

• Wednesday is the only scheduled meeting between Tech and NC State during the regular season.

• **Still relentless on the boards** - Tech is out-rebounding its opponents by 8.2 per game, which ranks 22nd in the nation and No. 4 in the ACC. Tech has out-rebounded 15 of 19 opponents this season with two ties. Tech is No. 4 in the ACC and 27th nationally in offensive rebounds per game (13.7).

• **Turnovers down** - Tech has turned the ball over only 79 times in its last nine games, and the Yellow Jackets are averaging 10.3 this season (4th in the ACC, 12th NCAA), down two-and-a-half per game (12.7) from last season. Tech has averaged 9.3 turnovers in ACC play.

• **Scoring up** - Tech is averaging 76.4 points per game, 73.7 in ACC games, both figures more than 13 points per game higher than a year ago. The Yellow Jackets have connected on 45.0 percent of their field goal tries, an increase of four percent over last year.

• **Outside threat** - Tech's 37.0-percent success rate from three-point range is up more than 10 percent over last year. The Yellow Jackets have hit 39.2 percent against the ACC, which leads the conference.

• Tech ranks 30th in the nation and No. 3 in the ACC in three-point field goal defense (30.8 pct.). The Jackets' six ACC opponents have converted only 27.3 percent, the second-best figures in the league.

• Tech has been out-scored from the free-throw line 110-33 in the second half of its six ACC games (134-74 in both halves combined). Opponents have attempted 126 free throws to Tech's 56 in the second half (168-96 in both halves combined).

• Four Georgia Tech players are averaging in double digits - Marcus Georges-Hunt (15.8 ppg), Adam Smith (14.1), Charles Mitchell (11.7) and Nick Jacobs (10.7). Tech has not finished a season with four or more players averaging in double figures since 2008-09.

• Tech started its fourth different lineup of the season against Louisville, inserting Travis Jorgenson for the first time. Only Marcus Georges-Hunt, Charles Mitchell and Adam Smith have started every game for the Yellow Jackets this season.

• Of the eight players to start a game for Georgia Tech this year, only three - Georges-Hunt, Jorgenson and Quinton Stephens - began their careers at Tech.

• Mitchell's 11 double-doubles this season is tied for the ACC lead and ranks ninth in the nation. Mitchell is bidding to become the first Tech player to average in double digits in points and rebounds since Alvin Jones in 2000-01. Only Jones and Malcolm Mackey (1991-92 and 1992-93) have done so since Tech joined the ACC.

• Mitchell leads the ACC in rebound average (10.9 rpg) and is No. 2 offensive rebounds (4.11 per game). Mitchell ranks 10th and eighth in the nation, respectively, in those categories.

• Georges-Hunt ranks 18th on Tech's all-time scoring list. He has leaped past 17 players on the list this season and now has 1,428 career points.

• Georges-Hunt has averaged 33.5 minutes in ACC

## SERIES vs. NC STATE

Overall: Georgia Tech trails, 37-56

All Home Games: 22-17

at McCamish Pavilion: 0-2

At AMC: 19-14

At The Omni: 1-0

At Philips Arena: 0-1

In Atlanta: 22-17

All Road Games: 9-31

At Reynolds Coliseum: 7-18

At PNC Arena: 2-11

As ACC members: 29-42

In the ACC Tournament: 3-3

All Neutral Games: 6-8

As SIC members: 1-2

Under Whack Hyder: 5-7

Under Dwane Morrison: 1-7

Under Bobby Cremins: 20-22

Under Paul Hewitt: 8-12

Under Brian Gregory: 1-5

Vs. Mark Gottfried: 1-5

Longest Winning Streak: 7 games (1994-97)

Longest Losing Streak: 9 games (1977-83)

Most Points Scored: 102 on 1-14-1967

Fewest Points Scored: 12 on 2-16-1925

Most Points Allowed: 118 on 2-10-1973

Fewest Points Allowed: 22 on 1-22-1926

Largest Margin of Victory: 27 on 12-19-1959

Largest Margin of Defeat: 44 on 2-8-1974

## Series Scores since 2000-01 Season

1-16-01.....	a	L	60- 72
2-17-01.....	h	W	69- 54
1-19-02.....	a	L	71- 84
2-20-02.....	h	W	65- 59
1-11-03.....	h	W	85- 61
2-12-03.....	a	L	57- 63
3-14-03.....	n3	L	65- 71
1-24-04..... 11/13.....	a	L	72- 76
2-25-04..... 18/20..... 14/19.....	h	L	69- 79
1-16-05..... 8/8.....	a	L	68- 76
2-13-05.....	h	L	51- 53
1-14-06.....	a	L	78- 87
2-12-06.....	h	W	71- 68
2-6-07.....	h	W	74- 65
1-23-08.....	a	W	77- 74
1-17-09 (ot).....	a	L	71- 76
2-14-09.....	h	L	65- 86
2-6-10..... 21/19.....	h	W	73- 71
3-13-10.....	n3	W	57- 54
2-26-11.....	a	L	74- 79
1-11-12.....	a	W	82- 71
2-9-12.....	h12	L	52- 61
1-9-13.....	a	L	70- 83
3-3-13.....	h14	L	57- 70
1-26-14 (ot).....	a	L	78- 80
1-31-15 (ot).....	h14	L	80- 81
n1-North-South Doubleheader (Charlotte [N.C.] Coliseum); n2-ACC Tournament (Charlotte [N.C.] Coliseum); n3-ACC Tournament (Greensboro [N.C.] Coliseum); h10-The Omni, Atlanta, Ga.			

n1-North-South Doubleheader (Charlotte [N.C.] Coliseum); n2-ACC

Tournament (Charlotte [N.C.] Coliseum); n3-ACC Tournament (Greensboro

[N.C.] Coliseum); h10-The Omni, Atlanta, Ga.

# TECH NOTEBOOK

## Georgia Tech Quick Facts

<b>Official Name:</b> Georgia Institute of Technology
<b>Location:</b> Atlanta, Ga.
<b>Enrollment:</b> 21,000
<b>Founded:</b> 1885
<b>Colors:</b> Old Gold and White
<b>Nickname:</b> Yellow Jackets, Ramblin' Wreck
<b>Mascot:</b> Buzz (Yellow Jacket)
<b>Fight Songs:</b> Ramblin' Wreck, White and Gold
<b>Conference:</b> Atlantic Coast (ACC)
<b>Home Arena:</b> McCamish Pavilion (capacity 8,600)
<b>President:</b> Dr. G.P. "Bud" Peterson
<b>Director of Athletics:</b> Mike Bobinski
<b>Faculty Representative for Athletics:</b> Dr. Reginald DesRoches
<b>Head Coach:</b> Brian Gregory (Oakland, 1990) Record at Tech: 66-79 (5th season) Overall: 238-173 (13th season) ACC Regular Season: 20-56 ACC Tournament: 1-4 NCAA Tournament: 1-2
<b>Associate Head Coach:</b> Chad Dollar (Milligan, 1996), 4th season
<b>Assistant Coaches:</b> Tom Herrion (Merrimack, 1999), 2nd season Mamadou N'Diaye (Auburn, 2011), 2nd season
<b>Director of Player Personnel:</b> Bruce Evans (Furman, 1992)
<b>Director of Operations:</b> Chris Jacobs (Coe College, 1999)
<b>Athletic Trainer:</b> Richard Stewart (Salisbury, 2005)
<b>Strength Coach:</b> Mike Bewley (Eastern Kentucky, 1998)
<b>Video Coordinator:</b> Billy Hubly (St. Francis, 2012)

## Basketball History

<b>101st season:</b> 1st game, Feb. 17, 1906 vs. Auburn
<b>All-time Record:</b> 1,318-1,184
<b>Winning/Losing/.500 Seasons:</b> 51 / 45 / 4
<b>NCAA Appearances (16): 23-16 record</b> 1960, 1985, 1986, 1987, 1988, 1989, 1990, 1991, 1992, 1993, 1996, 2001, 2004, 2005, 2007, 2010
<b>Final Fours (2):</b> 1990, 2004
<b>NIT Appearances (7):</b> 8-7 record 1970, 1971, 1984, 1994, 1998, 1999, 2003
<b>ACC Championships (3):</b> 1985, 1990, 1993
<b>ACC Regular-Season Titles (2):</b> 1985 (tie), 1996
<b>ACC Regular-Season Record:</b> 227-337 (154-128 home, 73-210 road)
<b>ACC Tournament Record:</b> 25-33
<b>SEC Championships (1):</b> 1938
<b>SEC Regular-Season Titles (1):</b> 1937
<b>Record at McCamish Pavilion:</b> 4th season, 38-24
<b>Record at Alexander Memorial Coliseum:</b> 55 seasons, 556-194
<b>Record at Phillips Arena:</b> 7-11
<b>Record at Arena at Gwinnett Center:</b> 4-1
<b>Record at Georgia Dome:</b> 9-5
<b>All-Time Head Coaches:</b> 13 (4 since joining ACC)
<b>All-America Selections:</b> 14 (12 players)
<b>Consensus All-Americans:</b> 2
<b>National Players of the Year:</b> 1
<b>All-ACC Selections:</b> 48 times (27 players)
<b>ACC Players of the Year:</b> 2
<b>ACC Rookies of the Year:</b> 11
<b>ACC Tournament MVPs:</b> 3
<b>ACC All-Freshman Team:</b> 13

games, two minutes more than his career average, and played a career-high 37 minutes in games at Pittsburgh and Notre Dame. He has averaged 18.7 points and has shot 49.3 percent from the floor in conference games.

- Smith leads the ACC in three-point field goals made (3.26 per game) and third in percentage (43.7). He ranks 18th and 36th, respectively, in the nation in those two categories. He has averaged 4.0 three-pointers in ACC games and has made 43.6 percent of his tries.
- In 19 games, Smith has made more three-pointers (62) than Tech's leader in each of the past four seasons and the most for any Tech player since 2009-10.
- Josh Heath is No. 3 in the ACC and 24th nationally in assist-turnover ratio (3.36-1). Tech has a 1.40-1 team ratio (5th in the ACC, 38th nationally).

## Inside the Series with NC State

NC State has won the last five meetings between the two teams and has a 56-37 lead in the overall series which dates back to 1925.

The Wolfpack won the only regular-season meeting between the two teams each of the past two seasons, both in overtime by a total of four points. In 2013-14, NC State won an 80-78 overtime decision in Raleigh. In 2014-15, the Wolfpack outlasted the Jackets' 81-80 at McCamish Pavilion on a buzzer-beating three by Trevor Lacey.

- Tech's last victory in the series and its last win at PNC Arena was an 82-71 win on Jan. 11, 2012, the first meeting between the two teams' current head coaches, Brian Gregory and Mark Gottfried.
- Sixteen of the last 20 meetings in the series have been decided by 10 points or less, and the Wolfpack victory in the last meeting was the seventh overtime game in the series, all of them since Tech joined the ACC.
- Tech is 22-17 against the Wolfpack in Atlanta, including one home-court meeting that was played at the Omni in 1986 and one at Philips Arena in 2012. NC State has won both games played at McCamish Pavilion.
- Since it joined the ACC, Tech is 29-42 against NC State, including regular-season and tournament.
- The Jackets are 9-31 against NC State in Raleigh, including a 2-11 mark at PNC Arena.
- Tech is 3-3 against NC State in ACC Tournament games, the last meeting occurring in 2003 in a 71-65 Wolfpack victory in Greensboro. The Jackets won first-round games in 1996 in Greensboro (88-73) and 1990 in Charlotte (76-67).

## Last Year vs. NC State

Marcus Georges-Hunt scored 23 points for Georgia Tech, but the Yellow Jackets fell to NC State 81-80 in overtime at McCamish Pavilion.

Trevor Lacey scored 19 points and hit a straightaway 3-pointer at the overtime buzzer to clinch the win for NC State.

Quinton Stephens missed two free throws with 4.7 seconds remaining that would've given Georgia Tech a four-point lead, but Cody Martin grabbed a defensive rebound and passed up court to a racing Lacey, who stopped short of 3-point line to hit the winner.

Charles Mitchell had 18 points and Travis Jorgenson 14 for Georgia Tech (10-11, 1-8).

The Yellow Jackets led by four with 19 seconds remaining, but Lacey hit a layup to make it 80-78 and then closed with a flurry.

In the closing seconds of regulation, Georges-Hunt had two chances to win it but missed a runner with 4.7 seconds remaining and was called for charging.

Lacey's desperation 3 from just inside the half-court line bounced off the rim as the buzzer sounded.

## Last Time Out - Tech Falls to Louisville

Damion Lee scored 17 points, Anas Mahmoud added 15 and 17th-ranked Louisville held on in the closing seconds for its third straight win, beating snake-bitten Georgia Tech 75-71.

Mahmoud was in the middle of a crucial sequence with 1:01 remaining that helped the Cardinals (16-3, 5-1 Atlantic Coast Conference) hold on.

With the scored tied at 69, the 7-foot sophomore got free under the basket for a pass from Trey Lewis. Marcus Georges-Hunt came in from behind to make the block, but he appeared to get Mahmoud with the body.

Georges-Hunt, who led the Yellow Jackets with 23 points, fouled out on the play. Mahmoud made both free throws to give Louisville a lead it wouldn't relinquish.

Georges-Hunt hopped up and down after the call, looking at the video board to check out the replay.

Georgia Tech (11-8, 1-5) has lost its five ACC games by a total of 26 points.

After Mahmoud's free throws, Georgia Tech struggled to get off a shot with Georges-Hunt on the bench. Tadic Jackson drove toward the lane, tried to make an awkward pass back to Adam Smith, only to have Lee step in for the steal.

The Yellow Jackets were forced to foul Quentin Snider, who made both free throws with 25.2 seconds remaining. Smith scored on a driving layup to give Georgia Tech one more chance, but Donovan Mitchell knocked down two free throws to seal the victory.

Lewis and Chinanu Onuaku had 12 points each for the Cardinals. Mitchell chipped in with 11.

Georges-Hunt carried the offensive load for the Yellow Jackets, drawing foul after foul before he fouled out. He finished 12 of 12 at the free throw line. Smith finished with 12 points.

## Team Notes from the Louisville Game

- Georgia Tech fell to 9-3 at home this season, 1-2 in ACC games.
- Tech started its third different lineup of the season, replacing Quinton Stephens with Travis Jorgenson from the Yellow Jackets starting five of the last three games. Jorgenson made his first start of the season and 28th of his Tech career.
- Tech led 39-32 at the half, the fourth time in six ACC games it has led at the half. The Yellow Jackets are 1-2 when they have led at the half in conference play, 9-5 overall this season.
- This was Georgia Tech's fifth halftime lead of 10 points or more, including a 35-24 advantage against Virginia on Jan. 9. It was Tech's third 40-point-plus half in an ACC game this season, the 13th this season.
- Georgia Tech also led 74-64 with 4:32 remaining in the game, and for the second straight time in the series with Virginia Tech, watched a 10-point lead evaporate into a loss in the final five minutes. Tech is 11-2 this season when leading with five minutes to go, 58-12 under Brian Gregory.
- After getting no fast-break points at Notre Dame, Georgia Tech scored 28 in transition against Virginia Tech and 14 against Louisville. Tech had reached double digits in that category only twice in 13 games before Virginia Tech.
- Tech also has scored 30 points off opponent's turnovers in the last two games after accumulating only 21 in the three games before that.
- Tech went over 10 turnovers for the second straight game (11 vs. Louisville), but still rank fourth in the ACC and 12th nationally at 10.3 per game, 9.5 in conference games. Nationally, the Jackets have improved from 195th in the nation last year.
- Tech out-rebounded Louisville, the ACC's top rebounding team, 41-33. The Yellow Jackets have out-rebounded 15 of their 19 opponents, with two ties, this season; and four of six ACC foes. Tech remains fourth in the ACC and is 22nd in the nation in rebound margin (+8.2 per game).
- Tech took 14 offensive rebounds and converted them



# TECH NOTEBOOK

## Tech's Record ...

	2015-16	Under BG
At home	9-3	45-32
On the road	1-4	14-36
At neutral sites	1-1	7-11
Vs. top-10 opponents	1-2	3-8
Vs. top-25 opponents	1-3	4-21
Vs. teams over .500	6-8	29-65
Vs. teams under .500	4-0	27-8
Vs. teams at .500	1-0	10-5
While in the top 25	0-0	0-0

In November	4-2	22-11
In December	6-1	22-7
In January	1-5	7-32
In February	0-0	10-20
In March	0-0	5-8
In April	0-0	0-0

Wearing white uniforms	10-2	48-33
Wearing gold uniforms	0-3	10-28
Wearing navy uniforms	1-3	6-16
Wearing black uniforms	0-0	0-1

Game is decided by 5 pts. or fewer	2-4	14-23
Game is decided by 10 or fewer	5-6	31-43

Leading at the half	9-5	52-25
Trailing at the half	1-3	13-50
Tied at the half	1-0	2-2
Leading with 5:00 to play	11-2	58-12
Trailing with 5:00 to play	0-6	7-63
Tied with 5:00 to play	0-0	1-3
In overtime games	0-0	1-7
After a bye in the ACC schedule	0-2	0-5

Tech scores 100 or more points	2-0	2-0
Tech scores 70 or more points	9-4	38-16
Tech scores less than 70 points	2-4	28-61
Opponent scores 100 or more points	0-0	0-0
Opponent scores 70 or more	3-6	11-42
Opponent scores less than 70	8-2	55-35
Opponent scores less than 50	0-0	9-2

Tech shoots 50 pct. or better	3-0	24-2
Opponent shoots 50 pct. or better	0-2	1-19
Opponent shoots under 40 pct.	3-1	32-16
Tech has a higher FG% than opponent	9-1	56-15
Tech has a lower FG% than opponent	2-7	10-63
FG percentage is even	0-0	0-0

Tech has more 3-point FGs	5-4	31-22
Tech has fewer 3-point FGs	6-3	34-46
3-point FGs are even	0-1	7-6

Tech attempts more FT than opponent	7-2	45-23
Tech attempts fewer FT than opponent	4-6	18-54
Free throw attempts are even	0-0	3-1

Tech outrebounds opponent	10-5	54-43
Opponent outrebounds Tech	1-1	8-34
Rebounds are even	0-2	4-2

Tech has fewer turnovers than opponent	6-3	30-16
Tech has more turnovers than opponent	4-5	32-56
Turnovers are even	1-0	5-6
Tech has more assists than turnovers	8-5	39-23

Committing more fouls	4-6	25-46
Committing fewer fouls	7-2	39-25
Fouls are even	0-0	3-6

4/more Jackets score in double figures	5-1	26-12
A Jacket scores 20 or more	4-4	19-19
A Jacket scores 30 or more	0-1	0-1

Scoring more bench points	5-6	43-42
Scoring fewer bench points	5-2	22-34
Bench scoring is even	1-0	2-2

into 15 second-chance points. The Jackets are fourth in the ACC and 27th nationally in offensive rebounds per game (13.7).

- Tech had only nine assists against 11 turnovers, the first time the Yellow Jackets have had fewer assists than turnovers since Dec. 19 at Georgia, and for only the sixth time this season. The Jackets are 38th nationally in that category (+1.4 per game) after finishing the 2014-15 season 244th.

- Tech made just 4-of-13 three-point attempts in the game, and are just 13-of-47 in the last three games. The Yellow Jackets still lead the ACC in three-point percentage against conference foes (39.2). They are fifth in the ACC and 71st nationally in three-point percentage (37.0) in all games.

- Tech scored 71 points and shot 42.1 percent from the floor against a Louisville team that leads the ACC in scoring defense (58.8 ppg) and field goal percentage defense (36.4).

- Tech still came up on the short end of the free-throw comparison, but was nearly even for the game (19-of-23 to Louisville's 15-of-25). Still, the Jackets have been out-scored from the line in ACC games, 134-74, this season, 100-33 in the second half of those games.

## Individual Notes from the Louisville Game

- Marcus Georges-Hunt scored 23 points in 28 minutes against Louisville before fouling out with 1:01 remaining. It was his second consecutive 20+ game, sixth of this season, 15th of his career.

- Georges-Hunt went 12-for-12 from the free throw line, matching his career-best for free throws made, and was the first player since Daniel Miller went 12-for-12 against Maryland on 2/27/13 to have a perfect game with as many free throws.

- Georges-Hunt improved his career scoring total to 1,428 points and moved past Lenny Horton (1,411 from 1977-80) into 18th place on Georgia Tech's all-time scoring list. He has passed 17 players on that list this season.

- Georges-Hunt has scored in double figures in 15 of 19 games this season, 78 of 113 games in his career (37 ACC games).

- Nick Jacobs logged his fourth straight double-digit game off the bench, scoring 16 points, and hitting 6-of-10 shots from the floor. Jacobs has averaged 14.3 points (23-for-42 from the floor) and 6.8 rebounds over that stretch.

- Jacobs also grabbed 10 rebounds, his first game in double digits in the board as a Tech player, and his first double-double. Jacobs has five double-digit rebound games at Alabama, three double-doubles.

- Charles Mitchell grabbed 10 rebounds, his 14th double-digit board game of the season and 33rd of his career. He remains the ACC leader in rebound average in all games (10.9), but is sixth in ACC games (9.5).

- Ben Lammers, the "Laminator," blocked two more shots against Louisville, and is tied for second in the ACC in blocks per game (2.0) vs. conference opponents. The Jackets' leading shot-blocker with 26, despite playing only 15 minutes a game, has 15 in his last seven games.

- Adam Smith hit only one three in five attempts (5-for-12 overall), and is 6-for-23 in Georgia Tech's last three games. But he scored in double digits (12 points) for the ninth time in 10 games and for the 15th time this season. He also committed his first turnover in six ACC games (192 minutes).

- Smith has made at least one in every game this season and in his last 21 straight games dating back to last season. He had made at least three treys in eight straight games before the Virginia Tech game. He has made at least one in 88 of 97 games in his career for a total of 226 after the Notre Dame game. His career total would rank seventh all-time Georgia Tech had he played his entire career here.

- Smith leads the ACC in three-pointers per game (4.00 in ACC games, 3.26 in all games) and third in percentage this season (43.6 percent in ACC games, 43.7 percent in all games). He ranks 18th nationally in three-pointers per game and 35th in percentage.

- In 18 games, Smith has made more three-pointers

(62) than Tech's leader in each of the first four seasons under Brian Gregory. They are the most since Brian Oliver accumulated 63 (in 36 games) in the 2009-10 season.

## Jackets on the Run

Head coach Brian Gregory said all summer and fall during the pre-season that Georgia Tech would push the tempo on both ends of the floor, and the Yellow Jackets have exceeded even their own expectations. The new NCAA rules designed to quicken the pace of games and increase scoring only partly account for Tech's improvement offensively.

- **According to the NCAA, teams are averaging 73.06 points per game this season, up 5.42 per game from last year. Tech is above average on both counts, scoring 76.4 points per game and improving 13.1 points over last season.**

- **In conference games, the national scoring average is 72.3 points per game, up 5.26 over last year, and again the Jackets are above average on both counts (73.7 points per game, 12.9 points over last season).**

- Tech has reached the century mark twice this season. The Jackets have not scored 100 or more twice in a season since the 2006-07 season – in back-to-back games – 100-70 over Jackson State on Nov. 13 and 103-74 over Georgia State on Nov. 16.

- Tech has scored 70 points or more 13 times this season, 80 or more four times. The Jackets reached 70 points only six times all of the 2014-15 season and 80 once.

- Tech has averaged 28.1 field goals made, 62.4 field goals attempted, 6.4 threes, 13.8 free throws made and 19.6 free throw attempts. The Jackets averaged 63.6 points, 23.7 field goals, 56.2 field goal attempts, 5.0 threes, 11.3 free throws made and 17.2 free throw attempts collectively in Tech's first four seasons under Brian Gregory.

- Tech has 273 assists on 533 made field goals for the season, 51.2 percent of its field goals made. Tech's assist average of 14.4 ranks fifth in the ACC. The Jackets are fifth in the ACC in assist-turnover ratio (1.40-1). Both are significant improvements from last season (11th and 13th, respectively).

- Tech has averaged 68.8 offensive possessions this season compared to 63.1 last season. Its team offensive efficiency rating is 111.1 compared to 97.2 last season.

- KenPom.com ranks Tech 47th in the nation in adjusted offensive efficiency compared to 210th last year.

- Tech also has made improvements in second-chance points (15.3 to 12.7), and fast break points (10.5 to 8.3) while maintaining its rate of points off turnovers (12.9 compared to 13.0 last season) and points in the paint (32.4 to 32.2).

NCAA rankings (as of Jan. 25)	2015-16	2014-15
Scoring average	116	277
Field goal percentage	123	288
3-pt. percentage	71	343
3-pt. FG per game	230	334
FT percentage	151	312
Assists per game	116	244
Turnovers per game	12	195
Turnover margin	202	246
Assist/TO ratio	36	232
KenPom ranking	47	210

## Gifting Season Over

One of the most dramatic improvements Georgia Tech has made this year is in taking care of the basketball.

The Yellow Jackets enter this week with an average of 10.3 turnovers per game, down 2.4 per game from last season.

Tech has fewer than 10 turnovers in six of its last nine games (79 total) and has done so nine times in 19 games. The Yellow Jackets have averaged 9.3 turnovers in ACC games.

Tech has improved its national standing in turnovers from

# TECH NOTEBOOK

## The Last Time a Jacket ...

### Scored 30 or more points:

Adam Smith, 30 vs. Pittsburgh, 1/6/16

### Led Tech in scoring off the bench:

Nick Jacobs, 16 vs. Virginia, 1/6/16

### Grabbed 15 or more rebounds:

Charles Mitchell, 17 at Pittsburgh, 1/6/16

### Had 10 or more assists:

Iman Shumpert, 11 vs. Virginia Tech, 1/25/11

### Had a double-double:

Nick Jacobs (16 pts/10 reb) vs. Louisville, 1/23/16

### Played 40 minutes in regulation:

Jason Floyd vs. NC State, 1/2/99

### Played every minute of an overtime game:

Alvin Jones (45 minutes, 1 OT) vs. New Orleans, 11/27/98

### Played every minute of a multiple-OT game:

Matt Harpring (50 minutes, 2 OT) vs. North Carolina, 2-8-98

## The Last Time the Jackets ...

### Scored 100 or more points:

vs. Cornell (116-81 win), 11/13/15

### Scored 100 or more points in regulation:

vs. Cornell (116-81 win), 11/13/15

### Scored 100 or more points in consecutive games:

vs. Jackson St. (100-70) on 11/13/06 and Georgia St. (103-74) on 11/16/06

### Scored 100 or more points twice in one season:

vs. Cornell (116-81), 11/13/15 and Green Bay (107-77) on 11/19/15

### Allowed 100 or more points:

vs. Virginia Tech (102-77 loss) on 2/13/11

### Allowed 100 or more points in regulation:

vs. Virginia Tech (102-77 loss) on 2/13/11

### Shot 60 percent or better:

.603 (47-78) vs. Cornell, 11/13/15

### Failed to make a three-point basket:

0-for-12 vs. Virginia, 1/22/15

### Did not allow a three-point basket:

0-for-6 vs. Maryland, 1/30/11

### Failed to make a free throw:

0-for-6 vs. Duke, 1/7/14

### Grabbed 50 or more rebounds:

50 vs. Arkansas, 11/26/15

### Two players had a double-double:

Charles Mitchell (14 pts/15 reb) and James White (12 pts/13 reb) vs. Southeastern Louisiana, 12/21/15

### Two players had 10 or more rebounds:

Charles Mitchell (10) and Nick Jacobs (10) vs. Louisville, 1/23/16

### Had 25 or more assists:

30 vs. Cornell, 11/13/15

### Blocked 10 or more shots:

12 vs. Tennessee, 11/16/15

### Had 15 or more steals:

19 vs. Wake Forest, 3/31/11

### Had fewer than 10 turnovers:

9 vs. Virginia, 1/9/16

### Had five or more players in double-figures in points:

Green Bay (6 players), 11/19/15

### Had no player score 10 or more points:

Virginia (lost 57-28), 1/22/15

### Had no player play 30 minutes:

Colgate, 12/23/15

### Won by 30 or more points:

Green Bay (107-77), 11/19/15

### Won by 40 or more points:

Kentucky State (98-50), 1/30/10

### Won by 50 or more points:

Winston-Salem State (97-46), 1/3/07

### Played an overtime game:

NC State (lost 81-80), 1/31/15

### Defeated a Top 10 team:

#4/4 Virginia (68-64), 1/9/16

### Defeated a Top 25 team:

#4/4 Virginia (68-64), 1/9/16

### Defeated a Top 10 team on the road:

#7/7 Syracuse (67-62), 3/4/14

### Defeated a Top 25 team on the road:

#23/23 Miami (70-50), 1/28/15

### Had a game postponed:

Boston College (in Atlanta), 2/12/14 (weather)

### Had a game cancelled:

Fordham (in Atlanta), 11/27/10 (weather)

195th last season to 12th so far this year (as of Jan. 25).

The Yellow Jackets' big men have been a big part of the advancement - Charles Mitchell has 32, Nick Jacobs 25, James White 12 and Ben Lammers 8 - and their per-40-minute averages are comparable to Tech's perimeter players.

Among the perimeter players, Adam Smith has only 13 turnovers this season (one against ACC foes) despite logging the second-most minutes of any Tech player.

Head coach Brian Gregory - *"That was a big point of emphasis in the spring and summer - just some ball skills, some footwork stuff. Chuck doesn't travel as much. A lot of his turnovers in the past were travels. Nick doesn't travel. Just passing, catching, pivoting and all those different things, but also when you make a move, you make it assertively and aggressively."*

## The Third Dimension

Georgia Tech ranked No. 343 nationally last year in three-point field goal percentage, setting a school record for futility at 26.7 percent. And that was after hitting 23.3 percent against the non-conference schedule.

Through 19 games this season, the Yellow Jackets rank No. 72 (as of Jan. 25) at 37.0 percent, and have hit a conference-best 39.2 percent in their first six ACC games.

The addition of graduate transfer Adam Smith to the Jackets' roster has, no doubt, been the biggest catalyst in that improvement. Smith leads the ACC in three-pointers per game (3.26) and ranks third in percentage (43.7). His 62 threes this season has exceeded Tech's season leader in each of the last four years.

However, both Marcus Georges-Hunt (33.9 percent) and Quinton Stephens (38.6 percent) are also connecting at career-high rates.

## Going Postal

Georgia Tech's improved guard play has opened up things for the Yellow Jackets' four-man post rotation - Nick Jacobs, Charles Mitchell, Ben Lammers and James White.

They have combined to make 51.2 percent of their field goal tries this season (239-of-467). Mitchell is hitting a team-high 52.6 percent of his field goal tries, and Jacobs has made 48.6 percent. Lammers has hit 63.6 percent, while White is at 45.8 percent.

Mitchell began this season with nine straight double-doubles and is averaging 11.7 points and an ACC-best 10.9 rebounds per game. Jacobs has scored in double digits in 11 games and has averaged 10.7 points and 5.9 rebounds.

Lammers' leads the Tech team with 26 blocked shots despite averaging less than 15 minutes a game, while White has posted two double-doubles.

VCU coach Will Wade said, *"They just bring body after body after body. My goodness, [James] White is a live body to be your third post. That tip dunk he got looked like the clip tape we saw at Tulane. He gets one of those a game. That's a pretty live body to have."*

Wofford coach Mike Young said, *"They absolutely destroyed us [in the second half]. Brian [Gregory's] playing good people. They're averaging 14 or 16 offensive rebounds a night. They pose a lot of problems. [Ben] Lammers comes off the bench with good length as does James White."*

## Second Helpings

Georgia Tech ranked 11th nationally and led the ACC in offensive rebounds per game (14.3) last season, and the Yellow Jackets continue to be relentless on the offensive glass.

Through 19 games, Tech has averaged 13.7 offensive rebounds per game, No. 4 in the ACC and 26th nationally. Tech is rebounding 40.0 percent of its missed shots and earning 15.3 second-chance points per game. Tech rebounded 41.3 percent of its own missed shots overall last season and averaged 14.3 second-chance points.

Head coach Brian Gregory said after the Southeastern



## Proudly Wearing No. 3

The jersey No. 3 has been worn by several Georgia Tech greats in the last 25 years, and Marcus Georges-Hunt has held up that tradition well.

As the senior from College Park, Ga., continues to climb up the Tech all-time scoring list, it's worth noting that three of the last six players to wear that number - Travis Best, Tony Akins and Georges-Hunt - are in the top 20 in career points.

Two of the others - Stephon Marbury and Jarrett Jack - surely would be there had they played the full four seasons for the Yellow Jackets. The third, Moe Miller, played 115 games (60 starts) in a Tech uniform and ranks 12th on Tech's career assist list.

Here are the last six players to wear No. 3 at Tech and their career scoring totals.

Travis Best (1991-95)	2,057
Stephon Marbury (1995-96)	679
Tony Akins (1998-02)	1,658
Jarrett Jack (2002-05)	1,265
Maurice "Moe" Miller (2007-11)	682
Marcus Georges-Hunt (2012-present)	1,428

Louisiana game, *"It's a very big part of our success to this point, and it's what is going to help us continue to be successful."*

## Boardwork Empire

One of the cornerstones of head coach Brian Gregory's philosophy is that everybody rebounds and Tech wins the rebounding battle every game in order to fuel transition offense and earn second chances in the half-court.

Tech has outrebounded 15 of its 19 opponents this season (two ties), and four of six ACC foes, and ranks No. 4 in the ACC in rebounds per game (40.7, 34th in the NCAA) and No. 4 in rebound margin (+8.2 per game, No. 22 in the NCAA).

The Yellow Jackets out-rebounded 24 of 31 opponents last season (six ACC opponents and a tie at Northwestern) and out-rebounded their opponents by a program-record 7.3 per game (+4.4 vs. the ACC). They ranked third in the ACC in rebound margin (11th nationally) and first in offensive rebounds (11th nationally).

- Tech has ranked in the top 100 each of the last four years, and has never done so for four straight years. Under Brian Gregory, The Yellow Jackets have ranked 60th, 96th, 97th and 11th, respectively, the last four years, each team ranking among the top 11 in Tech history.

- Tech has out-rebounded 96 of its 144 opponents under Gregory, with six ties, and 46 of its 80 ACC opponents (including tournament games).

## TECH NOTEBOOK

Tech Highs/Lows  
Under Brian Gregory

<b>Longest winning streak:</b> 6 games (2012-13 season)
<b>Longest ACC winning streak:</b> 3 games (2013-14 season)
<b>Longest losing streak:</b> 7 games (2014-15 season)
<b>Longest ACC losing streak:</b> 7 games (2014-15 season)
<b>Most points scored in a game:</b> 116 vs. Cornell (won 116-81), 11/13/15
<b>Most points scored - ACC game:</b> 82 vs. NC State (won 82-71), 1/11/12; Wake Forest (won 82-62), 1/26/13
<b>Fewest points scored in a game:</b> 28 vs. Virginia (lost 57-28), 1/22/15
<b>Fewest points scored - ACC game:</b> 28 vs. Virginia (lost 57-28), 1/22/15
<b>Most points allowed in a game:</b> 93 vs. North Carolina (lost 93-81), 1/29/12
<b>Most points allowed - ACC game:</b> 93 vs. North Carolina (lost 93-81), 1/29/12
<b>Fewest points allowed in a game:</b> 36 vs. Rice (won 54-36), 11/22/12
<b>Fewest points allowed - ACC game:</b> 45 vs. Clemson (lost 45-41), 2/4/14
<b>Largest margin of victory:</b> 35 vs. Cornell (won 116-81), 11/13/15
<b>Largest margin of victory - ACC game:</b> 20 vs. Wake Forest (82-62), 1/26/13; Miami (70-50), 1/28/15
<b>Largest margin of victory - road game:</b> 20 vs. Savannah State (won 65-45), 12/10/11
<b>Largest margin of victory - ACC road game:</b> 20 vs. Miami (70-50), 1/28/15
<b>Largest losing margin:</b> 32 vs. Virginia (70-38), 1/19/12; North Carolina (81-49), 3/3/15
<b>Largest losing margin - ACC game:</b> 32 vs. Virginia (70-38), 1/19/12; North Carolina (81-49), 3/3/15
<b>Most points allowed in a win:</b> 81 vs. Cornell (won 116-81), 11/13/15
<b>Most points scored in a loss:</b> 84 vs. Pittsburgh (lost 89-84), 1/6/15
<b>Fewest points scored in a win:</b> 51 vs. Boston College (won 51-47), 2/4/12
<b>Fewest points allowed in a loss:</b> 45 vs. Clemson (lost 45-41), 2/4/14
<b>Largest deficit overcome to win a game:</b> 13 vs. VCU (won 73-60), 11/18/11
<b>Largest deficit overcome to win a road game:</b> 13 vs. #6 Miami (won 71-69), 3/6/13
<b>Largest lead given up in a loss:</b> 15 vs. Boston College (lost 84-64, ACC Tournament), 3/14/13; St. John's (lost 69-58), 11/30/13; Virginia Tech (lost 78-77), 1/16/16
<b>Largest 2nd-half lead given up in a loss:</b> 13 vs. Louisville (lost 52-51), 2/23/15
<b>Highest FG pct.:</b> .603 (47-78) vs. Cornell, 11/13/15
<b>Highest FG pct. - ACC game:</b> .583 (28-48) vs. Virginia Tech, 2/18/12
<b>Lowest FG pct.:</b> .245 (12-49) vs. Virginia, 1/22/15
<b>Lowest FG pct. - ACC game:</b> .245 (12-49) vs. Virginia, 1/22/15
<b>Highest 3-pt pct.:</b> .600 (9-15) vs. NC State, 1/11/12
<b>Highest 3-pt pct. - ACC game:</b> .600 (9-15) vs. NC State, 1/11/12
<b>Most 3-pt FG:</b> 11 vs. Wake Forest, 3/3/12
<b>Most 3-pt FG - ACC game:</b> 11 vs. Wake Forest, 3/3/12
<b>Lowest 3-pt pct.:</b> .000 (0-12) vs. Virginia, 1/22/15
<b>Lowest 3-pt pct. - ACC game:</b> .000 (0-12) vs. Virginia, 1/22/15
<b>Highest FG pct. allowed:</b> .623 (38-61) vs. North Carolina, 2/21/15
<b>Highest FG pct. allowed - ACC game:</b> .623 (38-61) vs. North Carolina, 2/21/15
<b>Lowest FG pct. allowed:</b> .229 (11-48) vs. Rice, 11/22/12
<b>Lowest FG pct. allowed - ACC game:</b> .292 (14-48) vs. Wake Forest, 2/16/13
<b>Highest 3-pt pct. allowed:</b> .625 (10-16) vs. North Carolina, 1/29/12
<b>Highest 3-pt pct. allowed - ACC game:</b> .625 (10-16) vs. North Carolina, 1/29/12
<b>Lowest 3-pt pct. allowed:</b> .091 (1-11) vs. NC State, 3/3/13
<b>Lowest 3-pt pct. allowed - ACC game:</b> .091 (1-11) vs. NC State, 3/3/13
<b>Fewest free throws made:</b> 0 (0-6) vs. Duke, 1/7/14
<b>Most assists:</b> 30 vs. Cornell, 11/13/15
<b>Fewest assists:</b> 2 vs. Virginia, 1/22/15
<b>Most turnovers:</b> 24 vs. Florida State, 2/1/12
<b>Fewest turnovers:</b> 5 vs. Notre Dame, 1/13/16

## Spinning the Scoreboard

- Tech's 116 points against Cornell were the fifth most in the program's history and the most since the Yellow Jackets scored 120 vs. Texas in the Pre-Season NIT on Nov. 27, 1991.
- Prior to the start of this season, Tech had not reached the century mark since Nov. 14, 2009 vs. Florida A&M (100-59), but has done so twice in its first three games.
- Tech placed seven players in double figures against Cornell, six against Green Bay.
- Tech has scored 50 or more points in a half five times this season.
- Tech's 47 field goals made against Cornell were the sixth most in program history and the most for the Jackets in a game since making 51 vs. Loyola Marymount on Dec. 22, 1990.
- Tech's 30 assists against Cornell tied for the sixth most in program history. The last time the Jackets had 30 or more occurred Nov. 16, 2006 against Georgia State (also 30).
- Tech has exceeded 50 percent three times this season after doing so only once in 2014-15. The Jackets shot 60.3 percent (47-for-78) from the floor against Cornell, the highest in 127 games under head coach Brian Gregory.
- Tech has won twice this season by 30 or more points for the first time since the 2013-14 season, when it defeated Presbyterian (88-57) and East Tennessee State (87-57).
- No Gregory-coached team - Tech or Dayton - had ever scored 100 points before this season. The Yellow Jackets' previous high in four-plus seasons under Gregory was 92 against Florida A&M in his first season of 2011-12. The Flyers achieved a high of 96 in a victory over Massachusetts in 2010.

## Tracking @GTMGH3

Marcus Georges-Hunt has reached double figures 78 times in 113 career games at Georgia Tech. He has scored in double digits in 15 of 19 games this season.

He has scored 20+ points six times this season, including a career-high of 27 against Virginia Tech on Jan. 16. He also scored 25 points at North Carolina, and has exceeded 20 points 15 times in his career.

Georges-Hunt has surpassed 17 players on Tech's all-time scoring list this season into 18th place with 1,428 career points. He needs 31 points to catch Jim Wood (1,459 from 1974-77).

Georges-Hunt ranks third among active ACC players in career points, behind North Carolina's Marcus Paige (1,592) and Virginia's Malcolm Brogdon (1,457).

14. Bruce Dalrymple (1984-88)	1,588
15. John Salley (1982-86)	1,587
16. Kenny Anderson (1989-91)	1,497
17. Jim Wood (1974-77)	1,459
18. Marcus Georges-Hunt (2012-present)	1,428

## Marcus on Point

As Georgia Tech's leading scorer as a freshman and a junior and No. 2 as a sophomore, Marcus Georges-Hunt has been nothing if not consistent. His 15.8 points-per-game average and 81.9-percent success rate from the free throw line are career bests and has continued a steady improvement year-to-year.

But the 6-5 senior from College Park, Ga., took on a new role for Georgia Tech's win over Virginia - starting point guard. In an effort to beef up Tech's lineup physically and defensively, head coach Brian Gregory inserted 6-9 Quinton Stephens into the lineup over Josh Heath, who had started the Jackets' first 15 games, and asked Georges-Hunt to handle the ball and initiate their offense.

Georges-Hunt, who has always been a quality ballhandler and passer in his career, has averaged 2.3 assists this season, and has dished 19 in six ACC games. Against Virginia, he subjugated his scoring role (five points) and dogged the Cavaliers' Malcolm Brogdon into working hard for his 19 points (on 20 shots, 1-for-9 on threes).

At Notre Dame, he had more scoring opportunities and scored 18 (7-16 FG, 4-4 FT), but still had three assists and one turnover in 37 minutes. He has scored 27 and 23 points, respectively, in his last two games against Virginia Tech and Louisville, hitting 16-of-30 shots from the floor.

In the Yellow Jackets' more open offensive attack this season, Georges-Hunt has flourished, reaching double figures in 15 of 19 games.

## Big Moments for MGH

Marcus Georges-Hunt has delivered some of his best basketball in key moments, and three recent Georgia Tech games are testament.

The 6-5 senior guard scored 11 of his 20 points and assisted on four other baskets after halftime Dec. 29 as Tech fought back from a halftime deficit to defeat Duquesne, 73-67.

Georges-Hunt scored 14 of his 20 points in the second half Dec. 15 against VCU, helping Tech turn a 27-27 halftime tie into a 77-64 victory. He went 9-of-10 from the free throw line after intermission.

On Dec. 5 at Tulane, he scored 15 of his 19 points in the second half to help Tech hold off the Green Wave on the road. He scored five of those points in the final four minutes, after picking up his fourth foul, also assisting on one other basket and taking a key charge with 1:39 left and Tech nursing a five-point lead.

• Last season, Georges-Hunt scored 15 of his 20 points in the second half to rally Tech from a 23-point deficit to force overtime at Clemson. He had five assists, three steals and no turnovers, and six of his nine rebounds in the second half of that game. He went 5-of-8 from the floor and 5-of-6 from the free throw line.

• In Tech's first ACC win at Miami, Georges-Hunt scored 17 of his 24 points in the second half to help Tech pull away at

## Tech All-Time vs. the ACC

Opponent	Overall	in ACC	Tourney	In McCamish Pavilion	In Opponent Current Venue	Current Streak
Boston College	12-9	8-8	1-1	1-1	2-5	Lost 2
Clemson	60-67	32-44	2-1	1-2	8-34	Lost 1
Duke	23-69	19-56	3-7	0-1	5-33	Lost 8
Florida State	27-39	17-25	0-2	0-2	7-13	Lost 10
Louisville	13-17	0-2	--	0-2	0-0	Lost 4
Miami	8-11	6-11	0-1	0-2	3-4	Won 1
North Carolina	24-67	22-53	5-4	0-3	4-24	Lost 7
NC State	37-56	29-42	3-3	0-2	2-11	Lost 5
Notre Dame	7-6	1-4	0-0	1-1	1-4	Lost 4
Pittsburgh	5-3	0-3	0-0	0-1	0-2	Lost 3
Syracuse	3-3	1-1	0-0	0-1	1-1	Lost 1
Virginia	40-37	38-36	5-4	2-1	1-5	Won 1
Virginia Tech	6-16	5-12	1-3	1-2	1-7	Lost 2
Wake Forest	40-38	39-36	0-4	2-0	8-18	Won 1



# TECH NOTEBOOK

## Media Guidelines

Georgia Tech's practices are generally closed to the public and the media, but coaches and players are available prior to practice, typically once prior to each game before practices that occur on those days. Notices will be announced weekly to confirm the schedule.

TV stations are allowed to shoot B-roll during the first 15 minutes of those practices.

Media are asked to notify Mike Stamus ahead of time to make specific player requests.

Interview requests with players that need to be conducted at other times must be made through the Georgia Tech communications office at least 24 hours in advance. These interviews will be conducted at a time and place convenient to the players' availability and class schedule.

Media are asked not to contact players directly either by phone, e-mail, text or social media. They are instructed not to respond. Every effort will be made to make players available.

## Interviews with Coach Gregory

Media wishing to speak with Coach Gregory at times other than scheduled media sessions are asked to set up an appointment in advance through the communications office. He also is available each Monday on the ACC Teleconference (10:40 a.m.).

## Post-Game Interviews

Both head coaches will hold a post-game press conference in the designated interview room (Shah Media Room at McCamish Pavilion).

Players requested by the media will be brought to the interview room following the coaches press conferences, outside the team's locker room when the team is on the road.

## Brian Gregory Radio Show

Head coach Brian Gregory's weekly radio show airs each Monday from 7-8 p.m. live on "680 the Fan" and 93.7 FM.

## ACC Coaches' Weekly Teleconference

The 15 ACC head basketball coaches will be featured on nine Monday teleconferences during the 2015-16 season, beginning on Monday, January 4, 2015, and continuing through February 29. Each coach will have 10 minutes to make an opening statement and answer questions. There will be an instant replay of each teleconference on the Conference's internet site TheACC.com each Monday afternoon.

**Georgia Tech head coach Brian Gregory will be on the teleconference at 10:40 a.m. each week.**

Coaches that play on Monday in January and February are not required to participate in that day's call. Three schools — Boston College, Georgia Tech and Pittsburgh, do not have a Monday game, so those three coaches will be on every Monday at the same time. The teleconference schedule for each Monday will differ for the other 12 head coaches, depending on what teams play that Monday night.

Contact the ACC media relations office at 336-851-6062 for the call-in number and for questions on the schedule.

Miami. He hit 7-of-8 shots from the floor.

- Against Charlotte, he scored the game-winning basket on a drive to the lane with 1.9 seconds left. He scored 16 of his 25 points in the second half and eight of those in the final 5:06.

- Two seasons ago in a win over Boston College, he scored Tech's last eight points and hit the game-winning three-point basket while being fouled. He converted the four-point play and finished with 15 points.

- At Notre Dame on Jan. 3, he scored 12 of his 20 points after halftime, including a basket on a drive to give Tech its last lead at 59-58 with 38 seconds left.

## Tracking @StuckLikeChuck1

Charles Mitchell began this season by recording double-doubles in each of Georgia Tech's first nine games and ranks ninth in the nation with 11 for the season.

No Tech player in the Atlantic Coast Conference era had ever begun a season with nine straight double-doubles, and the longest streak of double-doubles at any point in a season has been five games (Malcolm Mackey in 1991-92 and Gani Lawal in 2008-09).

- Mitchell is tied for the ACC lead in double-doubles. He now has 18 in a Tech uniform and 23 for his career.

- The 6-8 senior is bidding to become the first Tech player since Alvin Jones in 2000-01 to average in double figures in scoring and rebounding for a full season. Only Jones and Malcolm Mackey (1991-92 and 1992-93) have done so for the Yellow Jackets since they joined the ACC in 1979-80.

- Mitchell leads the ACC in rebound average (10.9 rpg) and is No. 2 in offensive rebounds (4.11 per game).

Mitchell's 833 career rebounds (513 of them at Tech) is No. 2 among active players in the ACC behind Wake Forest's Devin Thomas (962).

Mitchell has 28 double-digit scoring games in a Tech uniform, and 44 for his career.

Mitchell has 33 career double-figure rebound games. His 18 against Arkansas was his best as a Yellow Jacket and matched his collegiate best set while at Maryland (against NC State). His 17 against Pittsburgh were the most by a Tech player against an ACC team since Derrick Favors in 2010 (against North Carolina), and one off the Tech individual record for an ACC game.

*"He's a really good player. He's very physical, so at all times we needed to be ready, because he was always trying to get the ball. There's no play where you can't be ready for him to be aggressive."* - Pittsburgh senior forward Rafael Maia

## @AdamIIISmith Letting it Fly

Adam Smith's presence on the floor for Georgia Tech was expected to make a significant difference for the Yellow Jackets offensively this season.

After a 13-game non-conference season in which he averaged 13.1 points and shot 43.7 percent from three-point range, the graduate transfer from Virginia Tech has taken it to another level in the Yellow Jackets' ACC games. The 6-foot graduate student has averaged 16.3 points in ACC games.

The Jonesboro, Ga., native has hit 24 threes in 55 attempts combined in Tech's ACC games, leading the ACC in both threes per game (4.0) and percentage (43.6). He scored 20 points against North Carolina, 30 against Pittsburgh, 16 against Virginia and 15 at Notre Dame.

His eight threes at Pittsburgh, a career best, kept the Jackets close and set an individual record for the Petersen Events Center. They were the most threes by a Tech player since Drew Barry made nine against North Carolina in 1996. Barry is one of four Yellow Jackets to make nine in an ACC game.

He became the first Tech player to score 30 points in a game since Iman Shumpert had 30 at North Carolina on Jan. 16, 2011.

Smith has more threes this season (62) than any Tech player since Brian Oliver had 63 (in 36 games) in 2009-10.

## Making a Point

Georgia Tech received steady production from its point guard tandem of sophomore Travis Jorgenson and junior Josh Heath last season, despite their relative inexperience (combined 21 collegiate games before last season).

Now completely healthy following a season of limitations due to injuries, both players have demonstrated their natural quickness and athletic ability, and helped fuel a strong offensive effort to begin this season.

The duo has combined to dish 119 assists against 34 turnovers (3.5-1), nearly twice their combined rate last season (1.95-1), and the Yellow Jackets are fifth in the ACC in assist-turnover ratio (1.40-1).

## Tech Storylines for 2015-16

- Georgia Tech's roster includes five transfers, four of whom have "come home." Nick Jacobs (transferred from Alabama), Charles Mitchell (Maryland), Adam Smith (Virginia Tech) and James White (Arkansas-Little Rock) are all from metro Atlanta. Seven of Tech's 12 active players are from the metro area.

- Of the five players who started Tech's opening game this season, only Marcus Georges-Hunt began his career with the Yellow Jackets.

- A couple of Tech players received some pre-season recognition from basketball experts. Adam Smith, a graduate transfer from Virginia Tech, has been named one of the nation's top 20 impact transfers both by Jeff Goodman at ESPN.com and Jon Rothstein at CBSsports.com. Rothstein also tabbed sophomore guard Tadic Jackson as one of 15 under-the-radar players who could have a breakout season.

- Seniors Marcus Georges-Hunt and Charles Mitchell and junior Quinton Stephens were named Tech's captains for 2015-16.

- Sophomore forward Abdoulaye Gueye and freshman center Sylvester Ogbonda are sitting out this season as redshirts.

- Six of Tech's top eight scorers from last season returned — Georges-Hunt, Jackson, Jorgenson, plus Charles Mitchell, F; Quinton Stephens, F; Josh Heath G, all perimeter players except Mitchell.

- Tech immediately replaced its two seniors (post players Demarco Cox and Robert Sampson) as transfer Nick Jacobs (6-9, three years at Alabama), a proven scorer in the post, became eligible and 6-10 Sylvester Ogbonda joined the team as a freshman.

- Tech filled its two open scholarships after the season with Adam Smith, a graduate transfer from Virginia Tech, who is from Jonesboro, Ga., and led the ACC in three-point percentage last season while averaging 13.4 points per game, and 6-8 forward James White, a graduate transfer from Arkansas-Little Rock (also from Jonesboro, Ga.) who averaged more than 11 points a game last season.

- In Marcus Georges-Hunt (13.6 ppg) and Adam Smith (13.4), Georgia Tech entered this season with the No. 7 and 8 individuals in scoring average among returning players in the Atlantic Coast Conference.

- Ten of Tech's 13 scholarship players entered the season with significant Division I starting experience. Eight of the Jackets' returning players started at least three games in 2014-15, and those players had combined for 178 starts in a Tech uniform. Transfers Nick Jacobs (29), Adam Smith (59) and James White (51) combined for 129 starts at their former schools.

## Bahamas Trip Offers Early Look

Georgia Tech took its first summer trip out of the United States since 1991 when the Yellow Jackets traveled to the Bahamas for a six-day, three-game excursion in early August.

The Jackets won all three games, the first two easily - 101-60 over the Atlantis All Stars and 115-70 over the Providence Storm - before overcoming a 20-8 deficit and holding off the CTG Knights, 77-69, as Nick Jacobs scored 31 points in 22

# TECH NOTEBOOK

## McCamish Pavilion 411

**Name:** McCamish Pavilion (mc-CAME-ish), named for Atlanta insurance executive Hank McCamish who gave the lead gift for the facility

**Capacity:** approximately 8,600 (6935 court level, 1665 balcony level)

**Cost:** \$50 million

**Contractor:** Whiting-Turner

**Architect:** Populous

**Cremins Court:** the court remains named for the former Tech head coach

**Alexander Courtyard:** located at the Fowler Street entrance, honors the former Tech director of athletics and the history of the former Tech home arena named for him

**Grand entrance:** 10th and Fowler Streets, foyer includes graphic representations of retired jerseys and Tech's two Final Four appearances

**Other entrances:** West entrance off Fowler Street (students and media), East entrance from main arena parking (for club patrons)

**Features:** center-hung scoreboard and video boards, mezzanine fascia ribbon boards, theatrical lighting, primarily chairback seating, club area

## Facts and Dates

- 2,500 cubic yards of concrete removed
- 3,000 cubic yards of concrete installed
- 500 tons of new steel installed
- Over 1 mile of new railing installed
- 20,000 gallons of paint used
- 2,000 feet of new mechanical piping
- 2,500 feet of new ductwork
- \$4M in new audio-visual and scoreboards
- 50 TV's throughout the concourse and Callaway Club
- Farthest distance material has traveled to get on site: 4,835 miles
- Shortest distance material has traveled to get on site: 1 mile
- Number of Tech alumni involved in the project: over 100
- Number of days construction took: 520
- Number of 1950's old style Coke bottles found while installing the underground foundations: 11
- Number of new staircases: 13
- Number of new sports lights for the competition floor: Over 300
- 270-degree court view from concourse

**Groundbreaking:** May 5, 2011

**Opening:** October, 2012

**First public event:** Oct. 21, 2012 - Jacket Jam (men's and women's scrimmages)

**First men's game:** Nov. 9, 2012 vs. Tulane

**Head coaches:** Brian Gregory of Georgia Tech, Ed Conroy of Tulane

**Officiating crew:** Karl Hess, Gary Maxwell, Raymond Styons

**TV announce crew:** Tom Werme, Cory Alexander (ACC Network)

**First Tech points:** Marcus Georges-Hunt (2 FT, 18:13, 1st half)

**First basket:** Tulane's Josh Davis (18:44, 1st half)

**Attendance:** 8,600 (sellout)

**First women's game:** Nov. 11, 2012 vs. Tennessee

*Tech played 55 seasons in Alexander Memorial Coliseum, compiling a record of 556-194 (.741). Miami was the last team to play Tech there, a game Tech won, and was the first ACC team to play in McCamish Pavilion, which Miami won. For the 2011-12 season, Tech played its home games at Philips Arena and the Arena at Winnett.*

minutes.

The trip allowed the Jackets to practice 10 times as a team in addition to the NCAA allowance of individual instruction and strength and conditioning time during the summer term. They also got their first taste of the shorter shot clock (30 seconds in 2015-16), working with a 24-second shot clock in the practices as well as the three games, which were played under FIBA rules.

The 6-foot-8, 260-pound Jacobs played in two games, scoring 47 points in about 40 minutes.

Fellow big man Charles Mitchell was also prolific, averaging 17 points and eight rebounds. Sophomore guard Tadic Jackson averaged 14 points, and junior guard Corey Heyward 10.0.

Sophomore point guard Travis Jorgenson was good for 9.3 points and 5.3 assists per game with 16 assists and just three turnovers. Sophomore center Ben Lammers led Tech with 25 rebounds in 53 minutes and averaged 7.3 points.

Tech played without its projected two leading scorers - Marcus Georges-Hunt and Adam Smith - both of whom were protecting injuries.

## They said it...

*"[Georgia Tech's] coaching staff takes away and knows what we run offensively and defensively better than any team in the conference. You always know it's going to be a dogfight because they know what we run so well. They hurt our press and they do certain things that other teams don't do, so I want to give them a lot of credit. They've had a lot of difficult losses..." - Louisville head coach Rick Pitino*

*"I thought we defended them well, and they made some tough shots. I'm not surprised that they beat Virginia because of how well they played against us." - Pittsburgh head coach Jamie Dixon*

*"He's such a talented and gifted (player), and he's a man. He's been through the battles of our league. I'm so impressed with Georgia Tech. Brian has done such a great job, kind of re-inventing his group. They are really gifted offensively. They have changed their M.O., and they can come at you and attack you. They've always had bodies. That's such a tough matchup when you have a big guy handling the ball up there, and we have to make some decisions on who would match up with him when he's handling the ball up top." - Notre Dame head coach Mike Brey on Marcus Georges-Hunt and Georgia Tech's improvement*

*"They're playing at a faster pace, which fits their personnel very well; they've got some changes from what they had last year. But they're opening the floor up. I think the faster pace and opening up the floor has been good for them with Marcus and Smith and some of the shooters they have. I think they're better in every area, but the one that shows up statistically is they were one of the poorer three-point shooting teams last year, and they've had some big days shooting the three-pointer this year. That in itself has opened things up for their big guys as well." - North Carolina head coach Roy Williams on Georgia Tech*

*"Georgia Tech played hard. They were hungry, they were physical and aggressive; they are much improved. Brian has done a great job; their balance in scoring. The game Stephens had, the shots that he hit, one or two were open, but some of them were very contested. The addition of Smith, some perimeter shooting, with Georges-Hunt in there, he's such a complete and powerful player on the perimeter. There are some work-horses inside, they have some balance offensively. You could see it on the road, and the physicality that they played with against us." - Virginia head coach Tony Bennett on how Georgia Tech is different from last year*

*"Brian Gregory and his staff did a nice job adding a couple of quality players who will help immediately. Tech picked up 6-1 Adam Smith -- who led Virginia Tech in both scoring (13.4) and 3-point shooting (42.4 percent) last season -- and also beat out plenty of high-majors for Arkansas-Little Rock's James White, a 6-8 forward who averaged 11.9 points and 6.6*

*rebounds last season. Smith will get a shot to start for Gregory, and White could also wind up in the starting lineup. Smith led the Hokies in scoring (13.4 ppg) last season and can also shoot it from deep (42.4 percent). Even if he can't play the point, he'll help Georgia Tech." - Jeff Goodman on ESPN.com*

*"Can a team go 12-19 one year and be in contention for an NCAA bid the next year? It's very possible when you break down what the Yellow Jackets went through last season and what they've added since. Brian Gregory's squad lost 13 ACC games last year by seven points or less including three games that were lost in overtime. Georgia Tech returns two potential All-ACC players in Marcus Georges-Hunt (13.6 points per game, 5.5 rebounds per game in 2014-15) and Charles Mitchell (9.8 points per game, 7.0 rebounds per game in 2014-15) while adding three transfers in Adam Smith (Virginia Tech), Nick Jacobs (Alabama), and James White (Arkansas-Little Rock). The 6-8, 260 pound Jacobs will give this team another option to throw the ball to in the low post while Smith (13.4 points per game, 81 3-pointers last season) should take immense offensive pressure off Georges-Hunt. The wild card for this team? Sophomore guard Tadic Jackson. The 6-2 lefty is a big-time talent, but needs to develop into a consistent scorer to put this team over the top. If Jackson develops as an offensive spark off the bench, things could get real interesting for this team in the ACC." - Jon Rothstein at CBSSports.com*

## Future Jackets

Georgia Tech signed four-star power forward Romello White and a pair of three-star perimeter players in Josh Okogie and Christian Matthews to national letters-of-intent during the November signing period.

White, 6-9 from Suwanee, Ga., and Okogie, 6-4 from Snellville, Ga., are ranked No. 70 and No. 143, respectively, in the Rivals 150 rankings for the class of 2016, while Matthews, 6-6 from Fort Washington, Md., is among the top 150 players ranked by Scout.com. Gregory and his staff, who have five seniors on the 2015-16 Yellow Jacket roster, have successfully recruited highly-regarded players at three of the five positions on the floor.

"We are extremely excited about our 2016 recruiting class," said Gregory. "These recruits bring a skill and competitive level that will greatly impact our program. Our staff did a tremendous job of identifying student-athletes who could excel academically here at Georgia Tech and immediately make an impact on the court. These recruits not only solidify important needs for next year's team but also bring the highest character qualities and a tremendous work ethic to our program."

## Christian Matthews, Wing, 6-6, Fort Washington, Md.

Matthews attends the National Christian Academy and is a three-star prospect according to ESPN, Rivals and Scout. CBS-affiliate 247sports.com lists Matthews among the nation's top 150 players while Scout.com ranks him 30th among the country's small forwards and the best in Maryland. The Washington Post described Matthews as "blessed with soft touch and plenty of range."

As a junior, Matthews helped National Christian Academy to a 20-6 record and the Beltway Final while teaming up with current Yellow Jacket Sylvester Ogbonda for coach Trevor Brown. The small forward led his team in scoring with 22.4 points per game garnering All-Metro honors. Matthews suited up for Team Takeover on the AAU circuit this past summer. Matthews informed recruiting services that he selected Georgia Tech over Clemson, NC State and Cincinnati.

## Josh Okogie, Guard, 6-5, Snellville, Ga.

Josh Okogie, a 6-5, 185-pound guard from Shiloh High School in Snellville, Ga., was named to the all-state first team in 2015 by the Atlanta Journal-Constitution. Rivals and Scout both tab Okogie as a three-star talent. 247sports.com tabs the senior as the state's 11th-best player while Rivals ranks him among the country's top 150 players. Scout.com reported that Okogie



# TECH NOTEBOOK

## Double-Doubles in 2015-16

Date/Opponent	Player	Pts	Reb
11/13 vs. Cornell	Charles Mitchell	21	11
11/13 vs. Cornell	James White	14	11
11/16 vs. Tennessee	Charles Mitchell	12	12
11/19 vs. Green Bay	Charles Mitchell	15	12
11/22 vs. ETSU	Charles Mitchell	10	11
11/26 vs. Arkansas	Charles Mitchell	18	18
11/27 vs. Villanova	Charles Mitchell	16	11
12/1 vs. Wofford	Charles Mitchell	10	15
12/5 vs. Tulane	Charles Mitchell	14	14
12/15 vs. VCU	Charles Mitchell	12	11
12/25 vs. SE Louisiana	Charles Mitchell	14	15
12/21 vs. SE Louisiana	James White	12	13
1/6 vs. Pittsburgh	Charles Mitchell	20	17
1/23 vs. Louisville	Nick Jacobs	16	10

## 10+ Points off the Bench

Date/Opponent	Player	Pts
11/13 vs. Cornell	Tadric Jackson	11
11/13 vs. Cornell	Quinton Stephens	13
11/13 vs. Cornell	James White	14
11/19 vs. Green Bay	Quinton Stephens	14
11/26 vs. Arkansas	Ben Lammers	10
12/1 vs. Wofford	Quinton Stephens	12
12/19 vs. Georgia	Tadric Jackson	14
1/9 vs. Virginia	Nick Jacobs	16
1/13 vs. Notre Dame	Nick Jacobs	10
1/16 vs. Virginia Tech	Nick Jacobs	15
1/23 vs. Louisville	Nick Jacobs	16

## Most Double-Doubles in a Season (ACC Era)

Malcolm Mackey (1991-92)	17
Malcolm Mackey (1992-93)	16
Matt Harpring (1997-98)	16
Gani Lawal (2008-09)	15
Malcolm Mackey (1990-91)	13
Chris Bosh (2002-03)	13
Jason Collier (1999-2000)	12
Matt Harpring (1995-96)	11
Alvin Jones (1998-99)	11
Derrick Favors (2009-10)	11
Charles Mitchell (2014-present)	11
Alvin Jones (2000-01)	10

## Season Double-Doubles

Since 1953, eight Georgia Tech players have averaged double figures in points and rebounds for an entire season.

Player	Year	PPG	RPG
Alvin Jones	2001	13.4	10.4
Malcolm Mackey	1993	15.6	10.2
Malcolm Mackey	1991	15.3	10.7
Rich Yunkus	1971	25.5	11.1
Rich Yunkus	1970	30.1	12.0
Rich Yunkus	1969	24.1	11.0
Jim Caldwell	1965	17.4	13.8
Jim Caldwell	1964	14.0	14.0
Jim Caldwell	1963	13.7	10.9
Dave Denton	1958	12.0	10.9
Lenny Cohen	1957	13.4	11.1
Dick Lenholt	1955	10.0	10.6
Pete Silas	1953	17.0	13.7

selected Georgia Tech over Tennessee and Kansas State.

Okogie, a three-year starter at Shiloh High School, led the Generals' 28-4 mark and the program's first-ever state semi-final appearance. Okogie finished the year averaging 21 points per game and was named the Gwinnett Daily Post's Player of the Year. At the AAU level, Okogie averaged double figures for Team CP3 this past summer. Shiloh head coach Kim Rivers praised Okogie as "one of the most poised kids his age."

### Romello White, Forward, 6-9, Suwanee, Ga.

Romello White began his career at Peachtree Ridge High School where he played two seasons before transferring to IMG Academy in Bradenton, Fla., where he was named third-team all-state among independent schools in 2015. In returning to Georgia, White joined a national powerhouse in Wheeler High School for his senior season. USA Today ranked the defending state champion Wildcats as the 18th-best high school team in the nation.

Recruiting services unanimously identify White as one of the top 100 players in the country with ESPN, Rivals and 247Sports.com tabbing him among the top 75. Both Scout.com and 247Sports.com list the four-star talent as one of the nation's top 20 power forwards. White informed recruiting services that he also considered Virginia, Auburn, South Carolina, Mississippi and Iowa State before choosing Georgia Tech.

## 2014-15 Review

Georgia Tech completed its fourth season under head coach Brian Gregory with a 66-65 loss to Boston College in the opening round of the Atlantic Coast Conference Tournament in Greensboro, N.C., a result typical of the Yellow Jackets' conference season. Tech finished the season with a 12-19 overall record and a 3-15 mark in conference play.

- After a strong performance in the non-conference season which saw the team go 9-3 against a schedule ranked among the top 30 most difficult in the nation, Tech struggled throughout the ACC schedule, dropping its first seven games, winning three of the next seven, then finishing out the season with five consecutive losses.

- Among the Yellow Jackets' highlights were an 80-73 season-opening win over Georgia, which finished the year in the NCAA Tournament, non-conference wins over Vanderbilt (which reached NIT quarterfinals) and Rhode Island (reach the NIT round of 16), and a 70-50 win at 23rd-ranked Miami (reached the final four of the NIT).

- Along with six Atlantic Coast Conference opponents, seven of Georgia Tech's non-conference foes reached post-season tournaments - Dayton and Georgia in the NCAA, Rhode Island and Vanderbilt in the NIT, Rider in the College Basketball Invitational (CBI), and IPFW and USC Upstate in the Collegelnside.com Tournament (CIT).

- Tech's strength of schedule was ranked No. 24 in ESPN's RPI rankings, and its non-conference strength of schedule was ranked No. 68.

- Tech set two school season records, one good and one bad. The Yellow Jackets outrebounded their opponents by an average of 7.3 per game, easily breaking the previous mark of 5.8 by the 2006-07 team, and ranked 12th in the nation. Tech also shot 26.7 percent from three-point range, breaking the mark of 29.0 percent by the 1996-97 team.

- Thirteen of Tech's 16 conference losses (including the tournament) came by a total of 47 points (3.6 points per loss). North Carolina and Virginia were the exceptions, by an average of 30 points. Tech lost four times by one point, twice by two points, once by three, once by four, once by five, once by six and three times by seven. Three of those losses went to overtime. Conversely, Tech won its three conference games by a total of 45 points, all in double digits and all wire-to-wire.

- Tech ranked No. 29 in the nation in the adjusted defensive efficiency rating by Ken Pomeroy. The Jackets ranked fourth in the ACC in scoring defense vs. conference teams.

- Tech had a minus-0.70 "Luck" rating, KenPom.com's

measure of a team's number of close games and its success in them. The Jackets ranked No. 323 in that category, or to look at it another way, the 29th unluckiest team in the country.

## Making History

Georgia Tech has made a little bit of history during its four seasons under head coach Brian Gregory.

- The first came quickly, a 68-56 win over Georgia in Athens on Dec. 7, 2011, the team's first victory in Athens in 35 years.

- Before this year's loss on Dec. 19, Tech defeated its in-state rival four consecutive games for the first time since winning four straight during its final two seasons in the Southeastern Conference (1962-63, 1963-64). The Jackets also won back-to-back games in Athens for the first time since winning three straight from 1959-61.

- For the first time since Roy McArthur in 1946-47 and 1947-48, Gregory won in his first four tries against state-rival Georgia.

- Tech has beaten a top-10 team three times, two of those on the road - a 67-62 win at No. 7 Syracuse on March 4, 2014 and a 71-69 win over No. 6 Miami on March 6, 2013. The Jackets defeated No. 4 Virginia, 68-64, at home earlier this season.

- Tech won three ACC road games in two straight seasons and went 5-7 overall on the road in 2013-14, the team's best road record since 2007-08. Tech won eight of its last 29 ACC road games after winning three of the previous 36 dating back to the beginning of the 2008-09 season.

- One of those road wins was Tech's first-ever victory over Virginia Tech in Blacksburg, a 64-54 win last Feb. 9. That came after seven losses in Cassell Coliseum.

- Like his two predecessors, Brian Gregory captured his first career ACC victory on the road (82-71 over NC State on Jan. 11). Bobby Cremins defeated Maryland for his first, 45-43 on Dec. 23, 1981, while Paul Hewitt won at Virginia, 73-68, on Jan. 9, 2000.

## Arts and Letters

Not only has Georgia Tech improved on the court since Gregory arrived, but has made big strides in the classroom as well. Beginning with Moe Miller and Lance Storrs in the summer after Gregory took over the reins at Tech, every four-year senior in the program has graduated.

Derek Craig and Nick Foreman received their Tech degrees in 2012, as did the 2013 senior class of Mfon Udofia, who finished his business administration degree work in the summer, and Pierre Jordan, who completed his Masters degree requirements in building construction in the spring. Brandon Reed graduated in the summer with his management degree before transferring back to Arkansas State to play his final year of basketball.

All three of Tech's four-year seniors in 2013-14 - Kameon Holsey, Daniel Miller and Jason Morris - graduated that spring. Robert Sampson, the Jacket's only undergraduate scholarship senior in 2014-15, graduated in the spring.

Tadric Jackson made the Academic All-ACC team in 2014-15, and the Yellow Jackets have had at least one player named to that team since it was instituted for the 2010-11 season.

Tech's men's basketball team scored a perfect team single year Academic Progress Report score of 1000 in the 2010-11 APR Report, a first for the program, and posted a four-year average of 972, an all-time high, last spring.

## Six Tech Alumni on NBA Rosters

Six former Georgia Tech basketball stars are on NBA rosters, and all of them remain a part of the teams with which they finished the 2014-15 season.

Iman Shumpert, a four-year NBA veteran, and Thaddeus Young, in his ninth season, both were traded last year in mid-

# TECH NOTEBOOK

## Tech Alumni in the NBA

Player	Team
Chris Bosh	Miami Heat
Derrick Favors	Utah Jazz
Jarrett Jack	Brooklyn Nets
Anthony Morrow	Oklahoma City Thunder
Iman Shumpert	Cleveland Cavaliers
Thaddeus Young	Brooklyn Nets

## Other Tech Alums in Pro Ball

Alade Aminu	Hapoel Eilat (Israel)
Tony Akins	Jeonju KCC Egis (South Korea)
Will Bynum	Guangdong Southern Tigers (China)
Mouhammad Faye	Openjobmetis Varese (Italy)
Trae Golden	Etha (Cyprus)
Kammeon Holsey	Grand Rapids Drive (NBA D-League)
Gani Lawal	EA7 Emporio Armani Milano (Italy)
Stephon Marbury	Beijing Ducks (China)
Anthony McHenry	Ryukyu Golden Kings Okinawa (Japan)
Daniel Miller	Akhisar Belediye (Turkey)
Zachery Peacock	JL Bourg Basket (France)
Robert Sampson	Atenas Cordoba (Argentina)
Luke Schenscher	Townsville Crocodiles (Australia)
Jeremis Smith	Hapoel Holon (Israel)
Lance Storrs	Aguilas De Tunja (Colombia)
Mfon Udofia	Austin Spurs (D-League)
Mario West	Centro Juventud Sionista de Parana (Argentina)

## Former Tech Players in Coaching

Player (at Tech)	Current Position
Ty Anderson (2006-09)	+North Georgia
Rod Balanis (1990-94)	#Notre Dame
Shaun Fein (1999-2001)	#Maine Red Claws (NBDL)
Darryl LaBarrie (1998-01)	#Georgia State
Craig Neal (1983-88)	*New Mexico
Winston Neal (1999-01)	*Columbia State (Tenn.)
Kyle Perry (1998-01)	#USC Upstate
Mark Price (1982-86)	*UNC Charlotte
Fred Vinson (1992-94)	#New Orleans Pelicans
<i>*head coach; #assistant coach; +graduate assistant</i>	

## Former Tech Coaches in Coaching

Coach (at Tech)	Current Position
Perry Clark (1982-88)	#South Carolina
Sherman Dillard (1988-94)	#Iowa
Billy Schmidt (2011-14)	#OKC Thunder
Cliff Warren (2000-05)	#Maryland
Charlton Young (2005-09)	#Florida State
Peter Zaharis (2000-11)	#Emory

season to Cleveland and Brooklyn, respectively, and helped their new teams to the playoffs. The Cavaliers advanced to the finals before losing to Golden State.

Jarrett Jack, a 12-year NBA veteran, was traded to Brooklyn prior to last season and helped the Nets reach the playoffs. Anthony Morrow is playing his 10th season in the league as a member of the Oklahoma City Thunder.

Chris Bosh, who spent the first seven years of his NBA career in Toronto, played his fifth season in Miami but saw his season cut short by a heart condition. He is back at full strength.

Derrick Favors emerged as a star in his fifth NBA season with Utah and has become a big key to the Jazz' fortunes.

## Welcome to The Hank

Georgia Tech is playing its fourth season in McCamish Pavilion, which was for all intents and purposes, brand new when it opened for the 2012-13 season. The only physical elements of McCamish Pavilion that remain from the venerable Alexander Memorial Coliseum are the roof, which was re-covered, and the 32 steel ribs that support it.

The capacity of McCamish Pavilion is 8,600, including 1,665 seats in the new balcony level and 6,935 seats in the lower seating bowl. There are no suites, but there is a premium club area that seats 500. Alexander Memorial Coliseum seated 9,191 spectators in its final configuration.

The most striking features of McCamish Pavilion are its grand entrance, which fronts 10th and Fowler Streets, the ability for patrons to view the court from the main concourse nearly all the way around, and the theatrical lighting system, which concentrates light on the court while leaving the seating areas dark, modeled after the Staples Center in Los Angeles and Madison Square Garden in New York.

Tech played 55 seasons in Alexander Memorial Coliseum, compiling a record of 556-194 (.741). Miami was the last team to play Tech in Alexander Memorial Coliseum, a game Tech won, and was the first ACC team to play in McCamish Pavilion on Jan. 5, which Miami won. For the 2011-12 season, Tech played its home games at Philips Arena and the Arena at Gwinnett.

## Tech's ACC Tournament History

Georgia Tech has played in 36 ACC Tournaments, and has a 25-33 all-time record in the event. The Yellow Jackets have won three championships, in 1985 (Atlanta), 1990 (Charlotte) and 1993 (Charlotte).

Tech has been a runner-up four times (1986, 1996, 2005, 2010). The 1986, 1996 and 2010 runs to the finals occurred in Greensboro.

Tech was 0-2 in the ACC Tournament under coach Dwane Morrison, 15-16 under Bobby Cremins (including all three titles), 9-11 under Paul Hewitt (runner-up in 2005 and 2010) and 1-4 under Brian Gregory.

## Tech's NCAA Tournament History

Georgia Tech played in the NCAA Tournament five times in 11 seasons under head coach Paul Hewitt and has played in the event 16 times in its history. Fifteen of those appearances have occurred from 1985 to the present.

Tech has a record of 23-16 in NCAA Tournament play, highlighted by its 2004 trip to the NCAA title game as well as a Final Four berth in 1990. The Yellow Jackets have reached the NCAA Sweet 16 seven times (1960, 1985, 1986, 1990, 1992, 1996, 2004).

The 2004 and 2005 appearances were the Yellow Jackets' first back-to-back appearances since Bobby Cremins led the Institute to the Big Dance nine straight years from 1985-93.

Georgia Tech has won at least one game in 11 of its 16 NCAA Tournament appearances.

# BIO UPDATES

## 3 • Marcus Georges-Hunt • G • 6-5 • Sr.

- Model Georgia Tech student-athlete who takes his basketball, academics and family seriously ... On track to graduate in four years and receive his degree in May
- Well-rounded perimeter player who has started all but one game in his career and has improved statistically each season in most every category ... Can play three positions offensively and defend four
- Started at the point guard position in three straight games before Travis Jorgenson got a start against Louisville, but has played major stretches of games all season as Tech's primary ballhandler
- Has made the ACC All-Academic team each year at Tech
- Has risen to No. 18 on Tech's all-time scoring list (1,428 points) after beginning the season 35th ... Next up: Jim Wood in 17th place (1,459 from 1974-77)
- Became the 19th player in Tech history to accumulate 1,000 points and 500 rebounds when he reached the 500-rebound plateau Dec. 29 vs. Duquesne
- Third among active ACC players in career points behind Marcus Paige of North Carolina and Malcolm Brogdon of Virginia
- Scored in double figures in 78 of 113 games in his career (36 in ACC games), including 15 of 19 games this season ... Has scored 20+ in six games this season, 15 times in his career
- Career averages of 12.6 ppg, 4.6 rpg, 32.6 percent on threes and 73.0 percent on free throws
- Currently leads Tech in scoring with a career-high 15.8 ppg (18th in the ACC), and has hit 33.9 percent of his three-point shots (44.9 pct. overall)
- **In ACC games:** Fourth-highest scorer at 18.7 ppg, 3.8 rpg, 3.2 apg, 49.3 pct. FG, 4-15 on threes, 82.9 pct. FT, 33.5 minutes per game
- Leads Tech in all free throw categories (104-127, 81.9 pct.) this season and ranks 16th at Tech all-time in career free throws made (14th in attempts) ... Set career highs at North Carolina by going 12-for-15 at the line ... Went 12-for-12 against Louisville
- Scored a career-high 27 points against Virginia Tech (11-18 FG, 3-4 FT) ... Eclipsed his career high of 25 points at North Carolina ... Also has scored 20 vs. ETSU, VCU, Duquesne and Louisville ... Has scored 17 or more in 10 games
- Suffered a broken right foot (fifth metatarsal bone) early in last season's final regular-season game against North Carolina (played just three minutes) ... Had surgery to repair the break March 16 and was cleared for full contact at the start of pre-season practice

### Career Highs

Points: 27, Virginia Tech -- 1/16/16
Rebounds: 11, vs Boston College -- 3/14/13
Assists: 6, 5 times
Steals: 5, vs Rhode Island -- 11/30/14
Blocks: 2, Louisville -- 2/23/15
FG made: 11, Virginia Tech -- 1/16/16
FG attempts: 20, vs Boston College -- 3/14/13
3FG made: 4, Southeastern Louisiana -- 12/21/15 ; The Citadel -- 12/22/12
3FG attempts: 6, 5 times
FT made: 12, at North Carolina -- 01/02/16 ; Louisville -- 1/23/16
FT attempts: 15, at North Carolina -- 01/02/16
Minutes: 45 (2ot), at Notre Dame - 1/3/15 ; 37 (regulation), Boston College -- 1/25/15 ; Notre Dame -- 1/14/14 ; at Pittsburgh -- 1/6/16 ; at Notre Dame -- 1/13/16

## 34 • Abdoulaye Gueye • F • 6-9 • So.

- Sitting out this season as a redshirt after playing in eight games (34 total minutes) as a freshman in 2014-15
- Wiry forward who plays the four-spot but is quick and athletic enough to defend the three
- Averaged 13.3 minutes in three games on Tech's August trip to the Bahamas, averaging 5.3 rebounds and 2.3 points ... Top game was seven points and five boards in game 2 vs. Providence Storm

### Gueye Career Highs

Points: 2, Alabama A&M -- 11/18/14 ; at North Carolina -- 2/21/15
Rebounds: 1, 6 times
Steals: 1, Alabama A&M -- 11/18/14 ; USC Upstate -- 12/6/14 ; North Carolina -- 3/3/15
Blocks: 1, IPFW -- 11/21/14 ; at North Carolina -- 2/21/15
FG made: 1, Alabama A&M -- 11/18/14 ; at North Carolina -- 2/21/15
FG attempts: 1, 5 times
3FG attempts: 1, North Carolina -- 3/3/15
FT attempts: 2, North Carolina -- 3/3/15
Minutes: 8, at North Carolina -- 2/21/15 ; North Carolina -- 3/3/15

## 11 • Josh Heath • G • 6-2 • Jr.

- Tech's starting point guard for the first 15 games this season, came off the bench in the last four (18.0 mpg) ... Has 74 assists and 22 turnovers (3rd in the ACC, 19th NCAA in ratio, 3.36-1) plus 11 steals ... Shooting 43.9 pct. from the floor
- Averaging team-leading 3.9 assists per game and has four or more in 11 games ... 40-to-9 ratio in last nine games, including 19-to-6 in ACC games
- Two double-figure scoring games this season, including 12 vs. VCU (3-5 FG, 5-6 FT) ... Played season-high 29 minutes in absence of injured teammate Travis Jorgenson
- Scored season-high 13 points against Green Bay and went 6-for-7 from the floor to match his career best in field goals made ... Has four double-figure games at Tech
- Played the entire 2014-15 season with two hernias, limiting his ability to maintain in-season weight training and conditioning ... Underwent successful surgery to repair those on March 24
- Split point guard duties last season with Travis Jorgenson, making four starts ... Can hit the open jumper and has a reliable pull-up runner in the lane
- Had three solid games on Tech's August trip to the Bahamas, averaging 6.3 points and 4.0 assists while hitting 52.9 percent from the floor ... Went 5-for-6 and scored 10 points against the Atlantis All-Stars
- Averaged 2.7 assists per game and had a 2.08-1 assist-turnover ratio last season ... Had nine zero-turnover games, six in ACC play
- Former University of South Florida guard and Tampa high school standout who elected to transfer to Tech after his father and USF coach, Stan Heath, left the Bulls at the end of the 2013-14 season ... Stan is now an assistant coach at Boston College.

### South Florida Career Highs

Points: 7, vs. Connecticut -- 2/26/14
Rebounds: 4, at Rutgers -- 3/1/14
Assists: 8, at Houston -- 3/4/14
Steals: 3 (twice), last at Houston -- 3/4/14
Blocks: 1, vs. Connecticut -- 2/26/14
FG made: 3, at Rutgers -- 3/1/14
FG attempts: 5 (twice), last at Rutgers -- 3/1/14
3FG made: 1 (twice), last vs. Connecticut -- 2/26/14
3FG attempts: 2 (twice), vs. Connecticut -- 2/26/14
FT made: 3, vs. Louisville -- 1/22/14
FT attempts: 4, vs. Louisville -- 1/22/14
Minutes: 35, at Houston -- 3/4/14

### Tech Career Highs

Points: 14, Clemson -- 2/16/15
Rebounds: 4, Alabama A&M -- 11/18/14 ; IPFW -- 11/21/14
Assists: 9, Southeastern Louisiana -- 12/21/15
Steals: 4, Cornell -- 11/13/15
Blocks: 1, 4 times
FG made: 6, Green Bay -- 11/19/15 ; at Northwestern -- 12/03/14
FG attempts: 8, Notre Dame -- 1/14/15
3FG made: 1, 6 times
3FG attempts: 2, 7 times
FT made: 6, Clemson -- 2/16/15
FT attempts: 6, 5 times
Minutes: 30, Notre Dame -- 1/14/15



# BIO UPDATES

## 5 • Corey Heyward • G • 6-0 • r-Jr.

- Reserve combo guard who has fully regained his quickness and jumping ability two years removed from two knee surgeries ... Has played in five games, limited minutes
- One of four Tech players to average double figures on the team's August trip to the Bahamas (10.0 ppg) ... Shot 63.2 percent (12-of-19) from the floor, hitting 3-of-7 from three-point range ... Also had 12 assists with five turnovers
- Played in just four non-conference games last year, but saw significant action in 14 ACC games (DNP vs. Duke, FSU) - 12.3 minutes per game, three starts - and played 23 minutes in the ACC Tournament loss to Boston College
- Did not score much (1.3 ppg), but had 10 assists and six turnovers in his four starts and played solid defense on the perimeter
- Had team's lowest turnover rate at 1.2 per 40 minutes

### Career Highs

Points: 6, Boston College -- 2/13/14

Rebounds: 5, at Boston College -- 1/21/14 ; at Syracuse -- 3/4/14

Assists: 5, Boston College -- 2/13/14 ; at Clemson -- 2/4/14

Steals: 3, Alabama A&M -- 11/18/14 ; vs Clemson -- 3/14/14

Blocks: 1, 5 times

FG made: 2, Boston College -- 2/13/14 ; vs Boston College -- 3/10/15

FG attempts: 4, Boston College -- 2/13/14 ; vs Boston College -- 3/10/15

3FG made: 2, Boston College -- 2/13/14

3FG attempts: 2, 5 times

FT made: 2, Delaware State -- 11/11/13 ; Duke -- 2/18/14

FT attempts: 2, 12 times

Minutes: 33, Boston College -- 2/13/14

## 1 • Tadric Jackson • G • 6-2 • So.

- Reserve wing guard who lost about 15 pounds and dipped under 200 pounds during the off-season ... At his best when able to drive and penetrate ... Good ballhandler ... Smooth left-handed shooting touch who can score in a variety of ways
- Two double-figure games this year, including a season-high 14 points at Georgia, his first since getting 11 in the season opener against Cornell
- Averaging 4.9 ppg and is 11-for-39 on threes ... Hit three threes at Georgia, matching a career high set early his freshman year against Rhode Island
- Has just 12 turnovers this season and 21 assists (13.9 minutes per game)
- Played perhaps his best game this season (despite going 1-for-7 from the floor) against VCU, playing a season-high 24 minutes, going 4-for-4 from the FT line and recording four assists ... Handled the ball well against VCU pressure and played good defense
- Hit a pair of threes and shot 4-for-6 from the floor for season-high 11 points, two assists and no turnovers against Cornell
- Averaged 14.0 points, third-highest on the team, over three games on Tech's summer trip to the Bahamas, hitting 42.5 percent from the floor and 5-of-16 on threes ... High game was 21 in second game win over Providence Storm (8-13 FG, 2-6 on 3s)
- Started Tech's last six games of his freshman season, averaging 9.8 points, Tech's second-leading scorer over that stretch ... Had six double-digit games altogether last season, eight for his career

### Career Highs

Points: 17, vs Marquette -- 11/27/14

Rebounds: 7, North Carolina -- 3/3/15

Assists: 5, Clemson -- 2/16/15

Steals: 1, 5 times

Blocks: 2, Louisville -- 2/23/15

FG made: 7, vs Marquette -- 11/27/14

FG attempts: 15, vs Marquette -- 11/27/14 ; vs Boston College -- 3/10/15 ; North Carolina -- 3/3/15

3FG made: 3, vs Marquette -- 11/27/14

3FG attempts: 8, vs Marquette -- 11/27/14

FT made: 6, vs Rider -- 11/28/14

FT attempts: 7, at Clemson -- 2/28/15

Minutes: 34, North Carolina -- 3/3/15

## 32 • Nick Jacobs • F • 6-8 • r-Sr.

- Playing his final collegiate season after sitting out 2014-15 as a transfer ... Started 13 games this season, including Tech's first two ACC games
- Has come off the bench in Tech's last four games, hitting double digits in each while averaging 14.3 points (23-of-42 from the floor) and 6.8 rebounds ... Scored 16 against Virginia, 10 at Notre Dame, 15 against Virginia Tech, 16 vs. Louisville
- Came off the bench to score 16 points in Tech's win over Virginia, going 5-for-7 from the floor and hit 6-for-7 from the foul line, more free throws than in his previous five games combined
- Went over 800 career points against Duquesne, now has 883
- Dependable scorer in the post area who is Tech's fourth-leading scorer (10.7 ppg) and No. 2 rebounder (5.9 rpg) ... Eleven double-figure games this season, including the first four games of the season
- Hitting 48.6 percent of his shots from the floor and 80.5 percent of his free throw tries
- Second on the team with 18 blocked shots ... Grabbed career-high four steals at North Carolina
- In ACC games: 11.8 ppg, 5.7 rpg, 49.2 pct. FG
- Scored career-high 23 points (9-15 FG, 5-6 FT) with nine rebounds to lift Tech past Tennessee ... Went 6-for-7 in the first half and finished with 15 points at Tulane
- Also had nine rebounds each against Tennessee, Tulane and Duquesne ... Ranks 23rd in the ACC in rebound average
- Averaged 23.5 points and 8.0 rebounds in two games on Tech's summer trip to the Bahamas ... Hit 70.4 percent of his shots from the floor and 9-of-11 free throws ... Game-high 31 points (11-15 FG, 9-10 FT) in just 22 minutes in closing win over CTG Knights
- Atlanta native who attended South Atlanta High School with former Tech star Derrick Favors
- Played in 93 games and made 57 starts for the Crimson Tide, averaging 7.3 points and 3.4 rebounds per game

### Alabama Career Highs

Points: 23, vs. Drexel -- 11/29/13

Rebounds: 12, Tennessee -- 3/15/13

Assists: 2, at South Florida -- 12/7/13 ; Xavier -- 12/21/13

Steals: 3, Texas A&M -- 1/19/13

Blocks: 5, Wichita State -- 11/18/11

FG made: 11, vs. Drexel -- 11/29/13

FG attempts: 15, vs. Drexel -- 11/29/13

3FG attempts: 1, vs. Oklahoma -- 11/8/13

FT made: 7, LSU -- 2/9/13

FT attempts: 11, Alabama A&M -- 11/23/11

Minutes: 42 (ot), Drexel -- 11/29/13 ; 38 (regulation), at LSU -- 2/23/13

### Tech Career Highs

Points: 23, Tennessee -- 11/16/15

Rebounds: 9, Tennessee -- 11/16/15 ; at Tulane -- 12/5/15

Assists: 3, Green Bay -- 11/19/15

Steals: 4, at North Carolina -- 01/02/16

Blocks: 4, Green Bay -- 11/19/15

FG made: 9, Tennessee -- 11/16/15

FG attempts: 15, Tennessee -- 11/16/15

FT made: 5, Tennessee -- 11/16/15

FT attempts: 6, Tennessee -- 11/16/15

Minutes: 31, Tennessee -- 11/16/15

# BIO UPDATES

## 10 • Travis Jorgenson • G • 6-0 • r-So.

- Reserve half of Tech's point guard tandem who has regained much of the quickness, jumping ability and explosiveness he lost after knee surgery less than two years ago
- Has averaged 15.6 minutes mostly off the bench and has been a key performer in some key situations ... Has hit nine threes, only one in an ACC game
- Made his first start of the season, 28th of his career, last time out against Louisville (2 points, 1-5 FG, 1 assist, 21 minutes)
- Had a career-high six assists and seven points with no turnovers against Colgate ... Five assists and two turnovers in 15 minutes at North Carolina ... Four assists, no turnovers vs. Virginia Tech
- Scored five points with one three, two assists and no turnovers at Tulane, playing the last 7:14 to help Tech expand a five-point lead to eight at the final horn ... Had an assist and two steals in that stretch
- Missed Tech's game against VCU with a right ankle injury suffered in practice, and did not play against Virginia
- Has 45 assists and 12 turnovers for the season (ratio would be second in the ACC but does not have enough assists)
- Only seven turnovers in his last 10 games (152 minutes) ... Has nine zero-turnover games this season
- Tech's No. 5 scorer (9.3 ppg) during the team's August trip to the Bahamas ... Hit 43.5 percent from the floor, 7-of-9 from the line, had 16 assists and just three turnovers in 68 minutes
- Starting point guard for 27 games last season (17 of 19 ACC games, including the ACC Tournament), averaging 3.7 points, 3.3 assists and a 1.85-to-1 assist/turnover ratio (8th in the ACC)

### Career Highs

Points: 14, NC State -- 1/31/15
Rebounds: 4, Presbyterian -- 11/8/13
Assists: 6, Vanderbilt -- 12/20/14 ; at Dayton -- 12/23/14 ; Wake Forest -- 2/7/15
Steals: 4, Presbyterian -- 11/8/13
Blocks: 1, at Virginia Tech -- 02/09/15 ; Boston College -- 1/25/15 ; NC State -- 1/31/15
FG made: 5, NC State -- 1/31/15
FG attempts: 9, Louisville -- 2/23/15
3FG made: 2, 5 times
3FG attempts: 4, 4 times
FT made: 4, at Miami -- 1/28/15
FT attempts: 4, at Miami -- 1/28/15 ; at Georgia -- 11/15/13
Minutes: 31 (overtime), NC State -- 1/31/15 ; 26 (regulation), Charlotte -- 12/30/14 ; at Notre Dame -- 1/3/15 ; NC State -- 1/31/15

## 44 • Ben Lammers • C • 6-10 • So.

- Important contributor off the bench in the post who added 20 pounds of muscle in the off-season ... Continually improving and has become more aggressive on both ends of the floor
- Averaging 3.7 ppg and 4.1 rpg in 14.8 minutes per game while hitting 63.8 percent of his field goal tries
- Leads the team in blocked shots (26) ... Has 12 of those in ACC games, including a career-high four against Virginia Tech, and is tied for second in the ACC at 2.0 per game
- Averaged 2.8 points and 4.8 rebounds in ACC games hitting 46.2 percent from the floor
- Scored six points with six rebounds and four blocks in just 17 minutes against Virginia Tech
- Played one of his best games this season against Duquesne, with five points, six rebounds and three blocks in 15 minutes
- Set career highs in points twice this season, first with eight points and nine rebounds in a career-high 19 minutes against Green Bay ... Scored 10 points with eight boards against Arkansas
- Averaged 7.3 points and a team-high 8.3 rebounds in three games in the Bahamas, hitting 58.3 percent from the floor and 8-of-10 from the free throw line
- Had nine points and 14 rebounds in the opening win over the Atlantis All-Stars, 10 points and seven boards against Providence Storm
- Skilled and capable post player who earned some playing time as a freshman last season in relief of Tech's primary bigs ... Averaged 5.9 minutes off the bench in 19 games

### Career Highs

Points: 10, vs Arkansas -- 11/26/15
Rebounds: 9, Green Bay -- 11/19/15
Assists: 2, Cornell -- 11/13/15 ; Wofford -- 12/1/15
Steals: 1, 5 times
Blocks: 4, Virginia Tech -- 1/16/16
FG made: 5, vs Arkansas -- 11/26/15
FG attempts: 7, Green Bay -- 11/19/15
FT made: 3, at North Carolina -- 01/02/16 ; Duquesne -- 12/29/15
FT attempts: 4, at North Carolina -- 01/02/16 ; Duquesne -- 12/29/15
Minutes: 22, Arkansas -- 11/26/15

## 0 • Charles Mitchell • F • 6-8 • Sr.

- Markedly improved his body by losing more than 20 pounds to get down to around 255 ... Lost 20 pounds of fat mass and only 2.67 pounds of lean body mass
- Has 18 double-doubles in a Tech uniform, seven last season, and 23 for his career
- Second among active ACC players in career rebounds (833) behind Devin Thomas of Wake Forest
- Has 44 double-digit scoring games and 33 double-digit rebound games in his career
- Surpassed 900 career points after scoring 14 at North Carolina (has 943)
- Has made tremendous strides at the free throw line, hitting 63.3 percent at Tech after connecting on just 41.7 percent in two seasons at Maryland
- Posted double-doubles in Tech's first nine games this season and in 11 games overall, leading the ACC ... Bidding to become the first Tech player to average double digits in both points and rebounds since Alvin Jones in 2000-01
- Leads the ACC and ranks 10th nationally in rebound average (10.9), third on the Tech team in scoring (11.7 ppg), hitting 52.6 percent from the floor
- No. 2 in the ACC with 4.11 offensive rebounds per game (8th in NCAA) ... Also is Tech's leader in steals (18)
- In ACC games: 9.2 ppg, 9.5 rpg, 41.7 pct. FG
- Had perhaps his best ACC game ever at Pittsburgh with 20 points (8-of-18 FG) and 17 rebounds, nine of them on the offensive end ... The 17 rebounds were the most for a Tech player in an ACC game since 2010
- Struggled since then offensively, averaging just 5.3 points (high game=7) while attempting just 31 shots and making 10 in four games
- Fouled out in only 18 minutes at North Carolina, but still scored 14 points (7-23 FG) and took six rebounds
- Matched his career best in rebounds with 18, to go with 18 points, against Arkansas in the NIT Season Tipoff
- Scored a career-high of 21 points while hitting 10 of 11 shots from the floor in the season opener against Cornell
- Averaged 17.0 points and 8.0 rebounds in three games on Tech's summer trip to the Bahamas ... Hit 77.8 percent of his shots from the floor and 9-of-15 from the line ... Scored 28 points (10-12 FG, 8-9 FT) with 10 rebounds in the opening win over the Atlantis All-Stars
- Starting 4-man for Tech's first 18 games last season, off the bench in the last 13 ... Back in the starting lineup for his senior year
- Ranked 12th in the ACC in rebound average (7.0 per game) last year, and No. 2 in offensive rebounds (3.52, 20th nationally) last season

### Maryland Career Highs

Points: 19, Delaware State -- 12/29/12
Rebounds: 18, at NC State -- 1/20/14
Assists: 3, vs. Iowa -- 4/2/13
Steals: 3, at Wake Forest -- 3/2/13
FG made: 8, Delaware State -- 12/29/12
FG attempts: 15, at Duke -- 2/15/14
FT made: 4, Lafayette -- 11/20/12
FT attempts: 9, Marist -- 11/22/13
Minutes: 31, at Clemson -- 3/2/14

### Tech Career Highs

Points: 21, Cornell -- 11/13/15
Rebounds: 18, vs Arkansas -- 11/26/15
Assists: 3, vs Arkansas -- 11/26/15
Steals: 4, Tennessee -- 11/16/15
Blocks: 3, Tennessee -- 11/16/15 ; at Northwestern -- 12/03/14
FG made: 10, Cornell -- 11/13/15
FG attempts: 18, at Pittsburgh -- 1/6/16
FT made: 8, vs Arkansas -- 11/26/15
FT attempts: 11, Southeastern Louisiana -- 12/21/15
Minutes: 35, at Pittsburgh -- 1/6/16

# BIO UPDATES

## 24 • Sylvester Ogbonda • F/C • 6-10 • Fr.

- Pronounced "oh-BOND-uh"
- Physically gifted post player who will sit out the 2015-16 season as a redshirt ... Long and mobile with excellent athletic ability ... Runs the floor well and is agile around the rim ... Good shot blocker who also blocks out well as a rebounder
- Originally from Nigeria, attended the National Christian Academy in Fort Washington ... Rated a three-star prospect by ESPN, Rivals and Scout, and was ranked as high as 26th nationally at the center position ... DMVElite.com ranked Ogbonda No. 6 in the class of 2015 (all positions) in the Washington, D.C./Maryland/Virginia footprint
- Averaged 12.7 minutes in three games on Tech's August trip to the Bahamas, averaging 6.0 points and 5.3 rebounds while hitting 8-of-12 shots from the floor ... Went 6-for-7 and scored 13 points in game 2 vs. Providence Storm

## 42 • Rand Rowland • G • 6-7 • Jr.

- Third year in the program as a non-scholarship player, joining the team in the summer of 2013, did not dress for games in 2013-14
- Made his Tech debut by playing the final two minutes against Appalachian State ... Played a career high four minutes vs. Green Bay
- Versatile athlete who played basketball, golf and tennis and ran cross country at White County High School
- Played three seasons of basketball for coach Sam Borg, earning second-team all-region honors in 2013
- Helped carry the golf team to the region 8AAA championship in 2013

### Career Highs

Minutes: 4, Green Bay -- 11/19/15

## 2 • Adam Smith • G • 6-1 • Gr.

- Gives Tech an instant offensive boost with his ability to score from long range and against good defenses ... Also runs the point on occasion
- Leads the ACC and is 18th nationally in three-point field goals per game (3.26) and ranks third in percentage (43.7 pct., 36th in NCAA) ... Went 22-for-43 in his first four ACC games this season before hitting just 2-of-12 in the last two games
- Second on the team in scoring at 14.1 ppg with 33 assists and just 13 turnovers
- Committing just one turnover per 40 minutes this season, and has one in ACC games
- **In ACC games:** 16.3 ppg, 2.5 rpg, 37.9 pct. FG, 43.6 pct. on threes (24-for-55), 8-for-11 from the line, one turnover in 192 minutes
- Reached double digits in 15 games, including an ACC career-high of 30 at Pittsburgh (10-of-16 FG, 8-of-13 on 3s) ... Smith had scored 32 (with seven threes) against Wake Forest as a freshman at UNC Wilmington
- At Pitt, became the first Tech player to score 30 points since 2011 (Iman Shumpert at North Carolina) ... His eight threes were the most by a Tech player since 1996 (9 by Drew Barry vs. North Carolina), and were a record for the Petersen Events Center
- Made his ACC debut for Georgia Tech by making 6-of-10 from three-point range and scoring 20 points against North Carolina ... The six threes were his most this season until getting eight at Pitt
- Has hit at least one three in every game this season and in 21 straight dating back to last year ... Has hit one or more in 88 of 97 games in his college career
- Surpassed Tech's leader in threes from last season in the Jackets' first 12 games (Quinton Stephens had 32) ... His 62 for the season rank as the most for a Tech player in Brian Gregory's five seasons and are the most since Brian Oliver's 63 (in 36 games) in the 2009-10 season
- His 226 threes for his career would rank seventh all-time at Georgia Tech if he had played his entire career with the Yellow Jackets
- Has scored 1,290 points in his career (began this season with 1,022), more than half of those (678) on three-point baskets
- Rated one of the nation's top 20 impact transfers by Jeff Goodman at ESPN.com and Jon Rothstein at CBSSports.com
- One of the top three-point marksmen in the ACC's in his last two seasons at Virginia Tech, where he averaged 12.7 points and hit 40.7 percent of his three-point attempts in 47 games ... Led the ACC in three-point percentage (42.4) in 2014-15
- Graduated in May from Virginia Tech with his bachelor's degree in communications and enrolled for the second summer session at Georgia Tech to begin graduate studies

### Virginia Tech Career Highs

Points: 28, Radford -- 11/29/13

Rebounds: 7, Presbyterian -- 12/27/14

Assists: 5, Michigan State -- 11/23/13 ; Radford -- 11/29/13

Steals: 2, at North Carolina -- 1/18/15

Blocks: 1, 3 times

FG made: 9, Michigan State -- 11/23/13 ; Radford -- 11/26/14 ; Pittsburgh -- 1/27/15

FG attempts: 19, Michigan State -- 11/27/13

3FG made: 6, Morgan State -- 11/30/14 ; Pittsburgh -- 1/27/15

3FG attempts: 11, Pittsburgh - 1/27/15

FT made: 8, Radford -- 11/29/13

FT attempts: 10, Radford -- 11/29/13

Minutes: 42, Pittsburgh -- 1/27/15

### Georgia Tech Career Highs

Points: 30, at Pittsburgh -- 1/6/16

Rebounds: 5, East Tennessee State -- 11/22/15 ; at Tulane -- 12/5/15

Assists: 5, Cornell -- 11/13/15 ; Green Bay -- 11/19/15

Steals: 2, Louisville -- 1/23/16 ; at Tulane -- 12/5/15

FG made: 10, at Pittsburgh -- 1/6/16

FG attempts: 16, at Pittsburgh -- 1/6/16

3FG made: 8, at Pittsburgh -- 1/6/16

3FG attempts: 13, at Pittsburgh -- 1/6/16

FT made: 3, Duquesne -- 12/29/15

FT attempts: 4, Cornell -- 11/13/15 ; vs Arkansas -- 11/26/15

Minutes: 33, at Pittsburgh -- 1/6/16

## 12 • Quinton Stephens • F • 6-9 • Jr.

- Slender sharpshooting forward who managed to gain 16 pounds, most of it lean body mass, since last season ... Streaky shooter with quick-strike capability
- Tech's fifth-leading scorer at 5.4 ppg ... 17-of-44 on threes (38.6 pct.), hitting 40.7 percent overall from the floor
- Made his first start of the season Jan. 9 against Virginia and scored a team-high 16 points ... Went 4-for-4 from three-point range and 6-for-8 overall, also blocking two shots and taking five rebounds, easily his best game of the season
- Has scored only six points in the three games since. 0-for-8 on threes, 4-for-17 overall ... Had scored a total of seven points in his previous five games (3-for-17 from the floor)
- Has three other double-figure games this season - 13 vs. Cornell (5-10 FG, 2-6 on 3s), 14 vs. Green Bay (5-11, 2-5) and 12 against Wofford (2-3 FG, 2-3 on 3s, 6-6 FT).
- Scored eight points in just 10 minutes at Tulane (fouled out)
- Scored six points against VCU, hitting a pair of threes on consecutive possessions in the second half to help Tech extend its lead
- Started Tech's first 11 games of last season, came off the bench in his last 19 during the regular season
- His 6.0 points-per-game average was fifth on the team (5.1 ppg in ACC games) ... Scored in double digits four times in ACC games ... Shot 32.7 percent on threes in ACC games
- Has 13 career double-digit games, including a career-best of 22 points (6-of-8 threes) in last season's opening win over Georgia

### Career Highs

Points: 22, Georgia -- 11/14/14

Rebounds: 10, IPFW -- 11/21/14

Assists: 4, Pittsburgh -- 1/14/14 ; Cornell -- 11/13/15

Steals: 3, at North Carolina -- 2/21/15

Blocks: 3, Boston College -- 1/25/15 ; USC Upstate -- 12/6/14

FG made: 7, Georgia -- 11/14/14

FG attempts: 14, Boston College -- 1/25/15

3FG made: 6, Georgia -- 11/14/14

3FG attempts: 9, Boston College -- 1/25/15 ; vs Boston College -- 3/10/15

FT made: 6, Wofford -- 12/1/15

FT attempts: 6, Wofford -- 12/1/15

Minutes: 34, IPFW -- 11/21/14



# BIO UPDATES

## 33 • James White • F • 6-8 • Gr.

- Graduate transfer student from Arkansas-Little Rock who joined the Yellow Jackets after starting 42 games for the Trojans over the last two seasons
- Part of a strong four-man post rotation averaging 14.8 minutes per game ... Averaging 3.8 ppg and is hitting 45.8 percent from the floor
- Started Tech's last four games (Virginia, Notre Dame, Virginia Tech, Louisville) ... Averaged 2.0 points, 4.3 rebounds and 14.5 minutes in those starts ... Has started six games altogether this season
- Scored six points against Virginia with nine rebounds in 17 minutes ... His three field goals all came on putbacks of missed shots, and he had five offensive rebounds total
- Earned his first start as a Yellow Jacket against Southeastern Louisiana and posted his second double-double of the season with 12 points (6-of-10 FG) and 13 rebounds (six offensive) in a season-high 22 minutes
- Has five or more rebounds in nine games this season ... His pro-rated rate of rebounds per 40 minutes is 13.7, second behind teammate Charles Mitchell (16.6), who ranks 10th in the nation in rebounds per game
- Tech's third-leading rebounder at 5.0 per game ... 37 of his 95 rebounds have come on the offensive end ... Averages 5.3 offensive boards per 40 minutes (Mitchell - 6.2)
- Played one of his best games of the season against VCU, scoring six points with eight rebounds (five offensive) and no turnovers in 16 minutes
- Impressive Tech debut with his sixth career double-double, scoring 14 points on 6-of-7 shooting with 11 rebounds
- Averaged 9.6 points and 5.0 rebounds while hitting 50.7 percent of his shots from the floor over the last three seasons at UALR, playing in 77 games altogether
- Played in 15 games with 14 starts last season at UALR in 2014-15 before a stress fracture in his tibia ended his season ... Averaged 11.9 points, 6.6 rebounds and 1.7 blocks in 27.1 minutes

### UALR Career Highs

Points: 23, 2 times, last vs. Central Arkansas -- 11/29/14

Rebounds: 13, Cal State-Northridge -- 11/23/14

Assists: 4, 2 times, last vs. South Carolina -- 11/25/12

Steals: 2, 6 times, last vs. Arkansas State -- 3/1/14

Blocks: 4, 3 times, last at Georgia State -- 1/3/15

FG made: 10, Central Arkansas -- 11/29/14

FG attempts: 17, Louisiana -- 12/30/14

3FG made: 1, 3 times, last vs. Central Arkansas -- 11/29/14

3FG attempts: 3, Tulsa -- 12/15/12

FT made: 11, at Georgia State -- 1/18/14

FT attempts: 13, at Georgia State -- 1/18/14

Minutes: 36, at Western Kentucky -- 1/16/14

### Tech Career Highs

Points: 14, Cornell -- 11/13/15

Rebounds: 13, Southeastern Louisiana -- 12/21/15

Assists: 1, Cornell -- 11/13/15 ; Tennessee -- 11/16/15 ; Wofford -- 12/1/15

Steals: 1, Tennessee -- 11/16/15 ; vs Arkansas -- 11/26/15

Blocks: 4, Tennessee -- 11/16/15

FG made: 6, Cornell -- 11/13/15 ; Southeastern Louisiana -- 12/21/15

FG attempts: 10, Southeastern Louisiana -- 12/21/15

FT made: 2, Cornell -- 11/13/15

FT attempts: 3, Cornell -- 11/13/15

Minutes: 22, Southeastern Louisiana -- 12/21/15

## Head Coach Brian Gregory

Brian Gregory, who led the University of Dayton to 97 victories over his last four seasons there and worked under Tom Izzo at Michigan State when the Spartans won the 2000 NCAA Championship, was named Georgia Tech's head basketball coach on March 28, 2011.

Gregory is the 13th head coach in Yellow Jacket history.

Gregory coached eight seasons at Dayton where he compiled a record of 172-94 and participated in the NCAA Tournament or NIT five times. His 2003-04 and 2008-09 teams earned NCAA Tournament berths and in 2010 the Flyers captured the NIT crown after beating North Carolina in the championship game.

Gregory has gone about laying the foundation for similar success in the Yellow Jackets' program. Gregory's first season saw Tech score victories over a pair of NCAA Tournament teams in VCU and NC State, both away from home, and defeat Georgia in Athens for the program's first victory there in 35 years.

Tech has won 16 games each of the next two seasons, something the Yellow Jackets have not accomplished in back-to-back years since 2003-04 and only once since the mid-1990s. Tech also has beaten a top-25 team on the road each of the past three seasons (No. 6 Miami in 2013, No. 7 Syracuse in 2014, No. 23 Miami in 2015) and won seven ACC road games in the past three seasons after winning a total of three in the four years before that.

The Yellow Jackets have defeated rival Georgia for four straight years, something Tech hasn't done since the early 1960s, and beaten the Bulldogs twice in a row in Athens for the first time since 1961.

They developed their first All-ACC player in 2014 in center Daniel Miller, who made the all-conference third team in 2014 as well as the ACC All-Defensive team two years in a row.

With defense and rebounding the cornerstone tenets of his teams, the Yellow Jackets have consistently been one of the better defensive and rebounding teams in the Atlantic Coast Conference, and last year Tech led the ACC in offensive rebounding and set a school record for rebound margin.

Four players - Chris Bolden, Marcus Georges-Hunt, Trae Golden and Tadic Jackson - have made the ACC All-Academic team, while Georges-Hunt has been selected twice. All nine of the four-year seniors in the Tech program since Gregory arrived have graduated.

### Gregory as a Head Coach

Season	School	Overall	Conference	Postseason
2003-04	Dayton	24-9	12-4/1st West	NCAA Tournament
2004-05	Dayton	18-11	10-6/T2nd West	
2005-06	Dayton	14-17	6-10/T11th	
2006-07	Dayton	19-12	8-8/T7th	
2007-08	Dayton	23-11	8-8/T7th	NIT
2008-09	Dayton	27-8	11-5/T2nd	NCAA Tournament
2009-10	Dayton	25-12	8-8/T7th	NIT Champions
2010-11	Dayton	22-14	7-9/T8th	NIT
<b>Dayton Totals</b>		<b>172-94</b>	<b>70-58</b>	
2011-12	Georgia Tech	11-20	4-12	--
2012-13	Georgia Tech	16-15	6-12	--
2013-14	Georgia Tech	16-17	6-12	--
2014-15	Georgia Tech	12-19	3-15	--
2015-16	Georgia Tech	11-8	1-5	--
<b>Georgia Tech Totals</b>		<b>66-79</b>	<b>20-56</b>	
<b>Career Totals</b>		<b>238-173</b>	<b>90-114</b>	

### Gregory as an Assistant Coach

- Michigan State (1992-96, 1999-2003)
- Associate head coach under Tom Izzo, 2001-03
- Assistant coach under Tom Izzo, 1999-2000
- Assistant coach under Tom Izzo, 1995
- Assistant coach under Jud Heathcote 1992-94
- 2000 NCAA champions; Two Final Fours
- Northwestern (1997-99) - Assistant coach under Kevin O'Neill
- Toledo (1996-97)

### Personal

- Master of arts in athletic administration at Michigan State, 1992
- Bachelor of arts in secondary education from Oakland University, 1990
- Three-time all-conference selection
- Named Academic All-American in 1990
- Inducted into Oakland University Hall of Fame in 1997
- Attended the U.S. Naval Academy in 1985-86
- Played on the Navy team that featured David Robinson and advanced to the Elite Eight of the NCAA Tournament
- Family: Gregory and his wife, Yvette, have two daughters, Isabella and Elyse

## MISCELLANEOUS

## Starting Lineups

Game	F	F	G	G	G
N13 CORNELL	Jacobs	Mitchell	Heath	Smith	Georges-Hunt
N16 TENNESSEE	Jacobs	Mitchell	Heath	Smith	Georges-Hunt
N19 GREEN BAY	Jacobs	Mitchell	Heath	Smith	Georges-Hunt
N22 EAST TENNESSEE STATE	Jacobs	Mitchell	Heath	Smith	Georges-Hunt
N26 vs. Arkansas	Jacobs	Mitchell	Heath	Smith	Georges-Hunt
N27 vs. Villanova	Jacobs	Mitchell	Heath	Smith	Georges-Hunt
D1 WOFFORD	Jacobs	Mitchell	Heath	Smith	Georges-Hunt
D5 at Tulane	Jacobs	Mitchell	Heath	Smith	Georges-Hunt
D15 VCU	Jacobs	Mitchell	Heath	Smith	Georges-Hunt
D19 at Georgia	Jacobs	Mitchell	Heath	Smith	Georges-Hunt
D21 SE LOUISIANA	White	Mitchell	Heath	Smith	Georges-Hunt
D23 COLGATE	White	Mitchell	Heath	Smith	Georges-Hunt
D29 DUQUESNE	Jacobs	Mitchell	Heath	Smith	Georges-Hunt
J2 at North Carolina	Jacobs	Mitchell	Heath	Smith	Georges-Hunt
J6 at Pittsburgh	Jacobs	Mitchell	Heath	Smith	Georges-Hunt
J9 VIRGINIA	White	Mitchell	Stephens	Smith	Georges-Hunt
J13 at Notre Dame	White	Mitchell	Stephens	Smith	Georges-Hunt
J16 VIRGINIA TECH	White	Mitchell	Stephens	Smith	Georges-Hunt
J23 LOUISVILLE	White	Mitchell	Jorgenson	Smith	Georges-Hunt
J27 at NC State					
J30 at Syracuse					
F2 DUKE					
F7 MIAMI					
F10 WAKE FOREST					
F13 at Clemson					
F17 at Florida State					
F20 NOTRE DAME					
F23 CLEMSON					
F27 at Boston College					
M1 at Louisville					
M5 PITTSBURGH					

## Specialty Stats (GT/Opp)

Game	Paint	Off TO	2ndCh	FBreak	Bench
N13 CORNELL	64/28	17/8	29/7	29/16	49/31
N16 TENNESSEE	36/44	12/17	14/16	16/14	8/19
N19 GREEN BAY	38/40	20/17	21/12	15/22	40/40
N22 EAST TENNESSEE STATE	22/36	7/11	6/14	13/10	15/14
N26 vs. Arkansas	38/30	18/16	26/5	7/2	16/27
N27 vs. Villanova	30/28	8/14	11/5	4/4	19/18
D1 WOFFORD	26/30	13/7	15/6	4/6	37/32
D5 at Tulane	34/32	20/12	15/13	2/4	15/18
D15 VCU	32/26	17/19	14/16	8/16	18/32
D19 at Georgia	18/32	12/22	12/12	2/9	25/5
D21 SE LOUISIANA	28/34	9/6	19/6	15/13	17/8
D23 COLGATE	36/30	15/8	16/7	13/7	25/23
D29 DUQUESNE	24/34	12/9	7/13	9/23	12/14
J2 at North Carolina	28/46	14/9	8/13	4/10	9/18
J6 at Pittsburgh	30/36	5/9	20/17	9/7	12/18
J9 VIRGINIA	18/34	8/10	15/7	8/13	19/8
J13 at Notre Dame	32/38	8/4	16/16	0/4	21/8
J16 VIRGINIA TECH	52/38	20/14	11/3	28/14	33/27
J23 LOUISVILLE	30/32	10/8	15/10	14/17	32/28
J27 at NC State					
J30 at Syracuse					
F2 DUKE					
F7 MIAMI					
F10 WAKE FOREST					
F13 at Clemson					
F17 at Florida State					
F20 NOTRE DAME					
F23 CLEMSON					
F27 at Boston College					
M1 at Louisville					
M5 PITTSBURGH					

## Miscellaneous Game-by-Game

Opponent	Uniform	Tip	Large Lead	Large Deficit	Ties	Lead Changes	GT Led	Opp Led	Game Tied	1st GT Sub	Time	On the Floor at the End
CORNELL	White	GT	35	--	--	--	39:34	--	0:05	Jorgenson, Lammers	16:29	Heath, Heyward, Lammers, Rowland, White
TENNESSEE	White	UT	7	9	7	7	28:45	7:10	3:38	Jorgenson, Lammers, Stephens	16:02	Georges-Hunt, Jackson, Jacobs, Jorgenson, Mitchell
GREEN BAY	White	GT	37	--	--	--	39:40	--	0:20	Jorgenson, Lammers	15:42	Heyward, Jorgenson, Lammers, Rowland, Stephens
EAST TENN. ST.	Gold	GT	9	7	5	5	30:28	7:33	1:59	Lammers	16:23	Georges-Hunt, Jacobs, Jorgenson, Lammers, Smith
vs. Arkansas	White	ARK	10	2	2	2	37:44	0:33	1:43	Lammers	17:34	Georges-Hunt, Heath, Jorgenson, Mitchell, Stephens
vs. Villanova	Navy	VU	1	19	2	2	0:36	37:42	1:42	Jorgenson, Lammers	15:21	Heath, Jackson, Lammers, Stephens, White
WOFFORD	White	WOF	25	6	1	3	21:40	17:10	1:10	Jorgenson, Lammers, Stephens, White	14:32	Heyward, Jackson, Rowland, Stephens, White
at Tulane	Navy	TUL	10	5	5	7	30:56	5:13	2:53	Jorgenson, Stephens	14:58	Georges-Hunt, Heath, Jackson, Jorgenson, Mitchell
VCU	White	VCU	15	4	7	9	24:39	9:43	5:38	Jackson, Lammers	15:38	Georges-Hunt, Heath, Jackson, Mitchell, Smith
at Georgia	Gold	GT	5	15	4	8	6:58	28:56	4:06	Lammers	19:21	Georges-Hunt, Heath, Jackson, Stephens, White
SE LOUISIANA	White	SELA	24	2	0	1	37:52	0:54	1:14	Jorgenson, Lammers	14:49	Georges-Hunt, Heath, Mitchell, Smith, White
COLGATE	White	GT	22	1	1	2	39:06	0:25	0:29	Jorgenson, Lammers	14:22	Heyward, Jackson, Lammers, Rowland, Stephens
DUQUESNE	White	DUQ	123	9	7	11	11:32	25:15	3:13	Jorgenson, White	15:21	Georges-Hunt, Heath, Mitchell, Smith, Stephens
at North Carolina	Gold	GT	9	10	10	5	22:05	12:31	5:24	Lammers	17:36	Heyward, Jackson, Smith, Stephens, White
at Pittsburgh	Navy	GT	2	15	1	1	0:52	38:15	0:52	Jorgenson, White	15:17	Jackson, Jacobs, Jorgenson, Mitchell, Smith
VIRGINIA	White	GT	15	2	3	2	36:51	0:13	2:56	Jacobs	15:26	Georges-Hunt, Heath, Mitchell, Smith, Stephens
at Notre Dame	Navy	GT	2	9	6	2	0:42	34:07	5:11	Jacobs	17:53	Georges-Hunt, Heath, Jackson, Smith, Stephens
VIRGINIA TECH	White	GT	15	2	2	1	37:37	0:08	2:15	Heath, Jacobs, Lammers	15:21	Georges-Hunt, Jackson, Jacobs, Smith, Stephens
LOUISVILLE	White	GT	8	7	9	11	18:18	16:42	5:00	Jacobs	17:16	Jackson, Jorgenson, Lammers, Smith, Stephens
at NC State												
at Syracuse												
DUKE												
MIAMI												
WAKE FOREST												
at Clemson												
at Florida State												
NOTRE DAME												
CLEMSON												
at Boston College												
at Louisville												
PITTSBURGH												

# ROSTER AT-A-GLANCE

## NUMERICAL

No.	Name	Pos.	Ht.	Wt.	Cl.	Hometown (High School/College)
0	Charles Mitchell*	F	6-8	256	Sr.	Atlanta, Ga. (Wheeler HS/Maryland)
1	Tadric Jackson*	G	6-2	209	So.	Tifton, Ga. (Tift County HS)
2	Adam Smith	G	6-1	165	Gr.	Jonesboro, Ga. (Fayette County HS/UNC Wilmington/Virginia Tech)
3	Marcus Georges-Hunt***	G	6-5	216	Sr.	College Park, Ga. (North Clayton HS)
5	Corey Heyward**	G	6-1	210	r-Jr.	Duluth, Ga. (Peachtree Ridge HS/Hargrave Military Academy)
10	Travis Jorgenson**	G	6-0	184	r-So.	Columbia, Mo. (Rock Bridge HS/New Hampton School)
11	Josh Heath*	G	6-2	179	Jr.	Tampa, Fla. (Tampa Prep/South Florida)
12	Quinton Stephens**	F	6-9	203	Jr.	Atlanta, Ga. (Marist School)
24	Sylvester Ogbonda	F	6-10	238	Fr.	Port Harcourt, Md. (National Christian Academy, Fort Washington, Md.)
32	Nick Jacobs	F	6-8	262	r-Sr.	Atlanta, Ga. (South Atlanta HS/Alabama)
33	James White	F	6-8	226	Gr.	Jonesboro, Ga. (Jonesboro HS/Arkansas-Little Rock)
34	Abdoulaye Gueye*	F	6-9	218	So.	Dakar, Senegal (Central Park Christian/Birmingham, Ala.)
42	Rand Rowland*	F	6-7	213	Jr.	Cleveland, Ga. (White County HS)
44	Ben Lammers*	C	6-10	231	So.	San Antonio, Texas (Alamo Heights HS)

## ALPHABETICAL

No.	Name	Pos.	Ht.	Wt.	Cl.	Hometown (High School/College)
3	Marcus Georges-Hunt***	G	6-5	216	Sr.	College Park, Ga. (North Clayton HS)
34	Abdoulaye Gueye*	F	6-9	218	So.	Dakar, Senegal (Central Park Christian-Birmingham, Ala.)
11	Josh Heath*	G	6-2	179	Sr.	Tampa, Fla. (Tampa Prep/South Florida)
5	Corey Heyward**	G	6-1	210	r-Jr.	Duluth, Ga. (Peachtree Ridge HS/Hargrave Military Academy)
1	Tadric Jackson*	G	6-2	209	So.	Tifton, Ga. (Tift County HS)
32	Nick Jacobs	F	6-8	260	r-Sr.	Atlanta, Ga. (South Atlanta HS/Alabama)
10	Travis Jorgenson**	G	6-0	184	r-So.	Columbia, Mo. (Rock Bridge HS/New Hampton School)
44	Ben Lammers*	C	6-10	231	So.	San Antonio, Texas (Alamo Heights HS)
0	Charles Mitchell*	F	6-8	256	Sr.	Atlanta, Ga. (Wheeler HS/Maryland)
24	Sylvester Ogbonda	F	6-10	238	Fr.	Port Harcourt, Md. (National Christian Academy, Fort Washington, Md.)
42	Rand Rowland*	F	6-7	213	Jr.	Cleveland, Ga. (White County HS)
2	Adam Smith	G	6-1	165	Gr.	Jonesboro, Ga. (Fayette County HS/UNC Wilmington/Virginia Tech)
12	Quinton Stephens**	F	6-9	203	Jr.	Atlanta, Ga. (Marist School)
33	James White	F	6-8	226	Gr.	Jonesboro, Ga. (Jonesboro HS/Arkansas-Little Rock)

\*denotes varsity letters earned

**Head Coach:** Brian Gregory (Oakland, 1990), 5th year

**Associate Head Coach:** Chad Dollar (Milligan, 1996), 5th year

**Assistant Coaches:** Tom Herrion (Merrimack, 1989), 2nd year; Mamadou N'Diaye (Auburn, 2011), 2nd year

**Director of Player Development:** Bruce Evans (Furman, 1992), 4th year

**Director of Basketball Operations:** Chris Jacobs (Coe College, 1999), 12th year

**Strength and Conditioning Coach:** Mike Bewley (Eastern Kentucky, 1998), 5th year

**Athletic Trainer:** Richard Stewart (Salisbury, 2005), 9th year

**Video Coordinator:** Billy Hubly (Saint Francis, 2012), 1st year

## Pronunciations

Abdoulaye Gueye	ab-DOO-lay gay
Tadric Jackson	TODD-rick
Mamadou N'Diaye	MAMA-doo IN-jye
Sylvester Ogbonda	oh-BOND-uh

## BY CLASS

Freshmen: Sylvester Ogbonda  
 Sophomores: Abdoulaye Gueye, Tadric Jackson, Travis Jorgenson (r), Ben Lammers  
 Juniors: Josh Heath, Corey Heyward (r), Rand Rowland, Quinton Stephens  
 Seniors: Marcus Georges-Hunt, Nick Jacobs (r), Charles Mitchell, Adam Smith, James White

## BY STATE/COUNTRY

Florida: Josh Heath  
 Georgia: Corey Heyward, Marcus Georges-Hunt, Tadric Jackson, Nick Jacobs, Charles Mitchell, Rand Rowland, Adam Smith, Quinton Stephens, James White  
 Missouri: Travis Jorgenson  
 Nigeria: Sylvester Ogbonda  
 Senegal: Abdoulaye Gueye  
 Texas: Ben Lammers

## BY BIRTHDATE

January 11, 1996: Sylvester Ogbonda  
 March 1, 1995: Quinton Stephens  
 March 28, 1994: Marcus Georges-Hunt  
 July 26, 1993: James White  
 April 26, 1995: Travis Jorgenson  
 August 8, 1995: Rand Rowland  
 August 29, 1993: Corey Heyward  
 September 25, 1992: Nick Jacobs  
 October 26, 1994: Tadric Jackson  
 November 12, 1995: Ben Lammers  
 November 24, 1994: Abdoulaye Gueye  
 November 8, 1992: Adam Smith  
 December 28, 1994: Josh Heath

## BY MAJOR







Building Construction/Facility Management (Masters): James White  
 Business Administration: Abdoulaye Gueye, Josh Heath, Corey Heyward, Tadric Jackson, Travis Jorgenson, Rand Rowland, Quinton Stephens  
 History, Science & Technology: Nick Jacobs, Charles Mitchell  
 Mechanical Engineering: Ben Lammers  
 Music Technology, Music Production and Multimedia (Masters): Adam Smith  
 Public Policy: Aaron Peek  
 Science, Technology and Culture: Marcus Georges-Hunt

## BY HEIGHT

6-0: Travis Jorgenson  
 6-1: Corey Heyward, Adam Smith  
 6-2: Josh Heath, Tadric Jackson  
 6-5: Marcus Georges-Hunt  
 6-7: Rand Rowland  
 6-8: Nick Jacobs, Charles Mitchell, James White  
 6-9: Abdoulaye Gueye, Quinton Stephens  
 6-10: Ben Lammers, Sylvester Ogbonda



## RADIO/TV ROSTER

**Marcus  
Georges-Hunt**  
G • 6-5 • Sr.**3****Abdoulaye  
Gueye**  
F • 6-9 • So**34****Josh  
Heath**  
G • 6-2 • Jr.**11****Corey  
Heyward**  
G • 6-1 • r-Jr.**5****Tadic  
Jackson**  
G • 6-2 • So.**1****Nick  
Jacobs**  
F • 6-8 • r-Sr.**32****Travis  
Jorgenson**  
G • 6-0 • r-So.**10****Ben  
Lammers**  
C • 6-10 • So.**44****Charles  
Mitchell**  
F • 6-8 • Sr.**0****Sylvester  
Ogbonda**  
F • 6-10 • Fr.**24****Rand  
Rowland**  
F • 6-7 • Jr.**42****Adam  
Smith**  
G • 6-1 • Gr.**2****Quinton  
Stephens**  
F • 6-9 • Jr.**12****James  
White**  
F • 6-0 • Gr.**33****Brian Gregory**  
Head Coach**Chad Dollar**  
Associate Head Coach**Tom Herrion**  
Assistant Coach**Mamadou N'Diaye**  
Assistant Coach**Bruce Evans**  
Director of Player Development**Chris Jacobs**  
Director of Operations**Mike Bewley**  
Strength & Conditioning Coach**Richard Stewart**  
Athletic Trainer**Billy Hubly**  
Video Coordinator

**2015-16 Georgia Tech Basketball**  
Georgia Tech Combined Team Statistics (as of Jan 23, 2016)  
**All games**

<b>RECORD:</b>	<b>OVERALL</b>	<b>HOME</b>	<b>AWAY</b>	<b>NEUTRAL</b>
ALL GAMES	11-8	9-3	1-4	1-1
CONFERENCE	1-5	1-2	0-3	0-0
NON-CONFERENCE	10-3	8-1	1-1	1-1

##	Player	gp-gs	min	avg	Total		3-Point		F-Throw		Rebounds				pf	dq	a	to	blk	stl	pts	avg
					fg-fga	fg%	3fg-fga	3fg%	ft-fa	ft%	off	def	tot	avg								
03	Georges-Hunt, Marcus	19-19	563	29.6	89-198	.449	19-56	.339	104-127	.819	15	50	65	3.4	48	2	44	41	6	15	301	15.8
02	Smith, Adam	19-19	533	28.1	93-230	.404	62-142	.437	20-28	.714	5	39	44	2.3	34	1	33	13	0	7	268	14.1
00	Mitchell, Charles	19-19	502	26.4	91-173	.526	0-0	.000	40-67	.597	78	130	208	10.9	53	2	14	32	11	18	222	11.7
32	Jacobs, Nick	19-13	410	21.6	85-175	.486	0-0	.000	33-41	.805	38	74	112	5.9	39	0	6	25	18	8	203	10.7
12	Stephens, Quinton	19-3	285	15.0	35-86	.407	17-44	.386	15-23	.652	18	38	56	2.9	24	1	20	11	7	5	102	5.4
01	Jackson, Tadic	19-0	260	13.7	32-92	.348	11-39	.282	19-31	.613	4	20	24	1.3	24	0	21	12	1	6	94	4.9
33	White, James	19-6	277	14.6	33-72	.458	0-0	.000	6-16	.375	37	58	95	5.0	47	0	5	12	16	4	72	3.8
44	Lammers, Ben	19-0	282	14.8	30-47	.638	0-0	.000	11-18	.611	25	53	78	4.1	29	0	11	8	26	6	71	3.7
11	Heath, Josh	19-15	395	20.8	25-57	.439	4-14	.286	14-18	.778	8	16	24	1.3	42	0	74	22	2	11	68	3.6
10	Jorgenson, Travis	17-1	265	15.6	19-52	.365	9-34	.265	0-4	.000	2	17	19	1.1	16	0	45	12	0	8	47	2.8
05	Heyward, Corey	5-0	18	3.6	1-3	.333	0-1	.000	0-0	.000	0	1	1	0.2	0	0	0	1	0	0	2	0.4
42	Rowland, Rand	4-0	10	2.5	0-0	.000	0-0	.000	0-0	.000	0	0	0	0.0	3	0	0	1	0	0	0	0.0
Team											31	17	48				5				2	
Total.....		19	3800		533-1185	.450	122-330	.370	262-373	.702	261	513	774	40.7	359	6	273	195	87	88	1452	76.4
Opponents.....		19	3800		488-1122	.435	108-351	.308	273-386	.707	183	435	618	32.5	355	7	227	191	53	77	1357	71.4

<b>TEAM STATISTICS</b>	<b>GT</b>	<b>OPP</b>	<b>Date</b>	<b>Opponent</b>	<b>Score</b>	<b>Att.</b>
SCORING	1452	1357	11/13/15	CORNELL	w 116-81	6459
Points per game	76.4	71.4	11/16/15	TENNESSEE	w 69-67	5467
Scoring margin	+5.0	-	11/19/15	GREEN BAY	w 107-77	4252
FIELD GOALS-ATT	533-1185	488-1122	11/22/15	EAST TENNESSEE STATE	L 68-69	4665
Field goal pct	.450	.435	# 11/26/15	vs Arkansas	w 83-73	1283
3 POINT FG-ATT	122-330	108-351	# 11/27/15	vs Villanova	L 52-69	4156
3-point FG pct	.370	.308	12/1/15	WOFFORD	w 77-61	4389
3-pt FG made per game	6.4	5.7	12/5/15	at Tulane	w 76-68	2005
FREE THROWS-ATT	262-373	273-386	12/15/15	VCU	w 77-64	5219
Free throw pct	.702	.707	12/19/15	at Georgia	L 61-75	8011
F-Throws made per game	13.8	14.4	12/21/15	SOUTHEASTERN LOUISIANA	w 75-62	4563
REBOUNDS	774	618	12/23/15	COLGATE	w 76-60	4638
Rebounds per game	40.7	32.5	12/29/15	DUQUESNE	w 73-67	5417
Rebounding margin	+8.2	-	* 01/02/16	at North Carolina	L 78-86	17392
ASSISTS	273	227	* 1/6/16	at Pittsburgh	L 84-89	10249
Assists per game	14.4	11.9	* 1/9/16	VIRGINIA	w 68-64	8073
TURNOVERS	195	191	** 1/13/16	at Notre Dame	L 64-72	7795
Turnovers per game	10.3	10.1	* 1/16/16	VIRGINIA TECH	L 77-78	6470
Turnover margin	-0.2	-	* 1/23/16	LOUISVILLE	L 71-75	7829
Assist/turnover ratio	1.4	1.2				
STEALS	88	77				
Steals per game	4.6	4.1				
BLOCKS	87	53				
Blocks per game	4.6	2.8				
ATTENDANCE	67441	50891				
Home games-Avg/Game	12-5620	5-9090				
Neutral site-Avg/Game	-	2-2720				

\* = Conference game  
# - NIT Season Tipoff, Barclays Center, Brooklyn, N.Y.

<b>Score by Periods</b>	<b>1st</b>	<b>2nd</b>	<b>Totals</b>
Georgia Tech	712	740	1452
Opponents	625	732	1357

**2015-16 Georgia Tech Basketball**  
Georgia Tech Combined Team Statistics (as of Jan 23, 2016)  
**Conference games**

<b>RECORD:</b>	<b>OVERALL</b>	<b>HOME</b>	<b>AWAY</b>	<b>NEUTRAL</b>
ALL GAMES	1-5	1-2	0-3	0-0
CONFERENCE	1-5	1-2	0-3	0-0
NON-CONFERENCE	0-0	0-0	0-0	0-0

##	Player	gp-gs	min	avg	Total		3-Point		F-Throw		Rebounds				pf	dq	a	to	blk	stl	pts	avg
					fg-fga	fg%	3fg-fga	3fg%	ft-fa	ft%	off	def	tot	avg								
03	Georges-Hunt, Marcus	6-6	201	33.5	37-75	.493	4-15	.267	34-41	.829	3	20	23	3.8	21	2	19	14	2	4	112	18.7
02	Smith, Adam	6-6	192	32.0	33-87	.379	24-55	.436	8-11	.727	3	12	15	2.5	13	0	10	1	0	2	98	16.3
32	Jacobs, Nick	6-2	134	22.3	30-61	.492	0-0	.000	11-13	.846	9	25	34	5.7	12	0	0	8	3	5	71	11.8
00	Mitchell, Charles	6-6	153	25.5	25-60	.417	0-0	.000	5-15	.333	26	31	57	9.5	20	2	7	13	2	4	55	9.2
12	Stephens, Quinton	6-3	87	14.5	11-28	.393	4-13	.308	2-6	.333	6	11	17	2.8	8	0	3	0	3	2	28	4.7
01	Jackson, Tadic	6-0	70	11.7	9-20	.450	4-10	.400	5-5	1.000	2	8	10	1.7	10	0	4	4	1	2	27	4.5
44	Lammers, Ben	6-0	99	16.5	6-13	.462	0-0	.000	5-7	.714	12	17	29	4.8	10	0	3	1	12	1	17	2.8
11	Heath, Josh	6-2	108	18.0	5-14	.357	1-1	1.000	3-6	.500	1	3	4	0.7	17	0	19	6	0	1	14	2.3
33	White, James	6-4	82	13.7	5-15	.333	0-0	.000	1-4	.250	6	18	24	4.0	15	0	1	3	6	0	11	1.8
10	Jorgenson, Travis	5-1	73	14.6	3-9	.333	1-3	.333	0-0	.000	1	6	7	1.4	5	0	12	6	0	1	7	1.4
05	Heyward, Corey	1-0	1	1.0	0-0	.000	0-0	.000	0-0	.000	0	0	0	0.0	0	0	0	0	0	0	0	0.0
Team											6	4	10					1			2	
Total.....		6	1200		164-382	.429	38-97	.392	74-108	.685	75	155	230	38.3	131	4	78	57	29	22	442	73.7
Opponents.....		6	1200		153-341	.449	24-88	.273	134-174	.770	55	154	209	34.8	109	2	75	48	19	23	464	77.3

<b>TEAM STATISTICS</b>	<b>GT</b>	<b>OPP</b>	<b>Date</b>	<b>Opponent</b>	<b>Score</b>	<b>Att.</b>
SCORING	442	464	*	01/02/16	at North Carolina	L 78-86 17392
Points per game	73.7	77.3	*	1/6/16	at Pittsburgh	L 84-89 10249
Scoring margin	-3.7	-	*	1/9/16	VIRGINIA	W 68-64 8073
FIELD GOALS-ATT	164-382	153-341	**	1/13/16	at Notre Dame	L 64-72 7795
Field goal pct	.429	.449	*	1/16/16	VIRGINIA TECH	L 77-78 6470
3 POINT FG-ATT	38-97	24-88	*	1/23/16	LOUISVILLE	L 71-75 7829
3-point FG pct	.392	.273				
3-pt FG made per game	6.3	4.0				
FREE THROWS-ATT	74-108	134-174				
Free throw pct	.685	.770				
F-Throws made per game	12.3	22.3				
REBOUNDS	230	209				
Rebounds per game	38.3	34.8				
Rebounding margin	+3.5	-				
ASSISTS	78	75				
Assists per game	13.0	12.5				
TURNOVERS	57	48				
Turnovers per game	9.5	8.0				
Turnover margin	-1.5	-				
Assist/turnover ratio	1.4	1.6				
STEALS	22	23				
Steals per game	3.7	3.8				
BLOCKS	29	19				
Blocks per game	4.8	3.2				
ATTENDANCE	22372	35436				
Home games-Avg/Game	3-7457	3-11812				
Neutral site-Avg/Game	-	0-0				

\* = Conference game

# - NIT Season Tipoff, Barclays Center, Brooklyn, N.Y.

<b>Score by Periods</b>	<b>1st</b>	<b>2nd</b>	<b>Totals</b>
Georgia Tech	222	220	442
Opponents	200	264	464



**2015-16 Georgia Tech Basketball**  
**Georgia Tech Points-Rebounds-Assists (as of Jan 23, 2016)**  
**All games**

Opponent	Date	Score		00 MITCHELL,C	01 JACKSON,TA	02 SMITH,ADAM	03 GEORGES-HU	05 HEYWARD,CO	10 JORGENSEN,	11 HEATH,JOSH
CORNELL	11/13/15	116-81	w	21-11-1	11-1-2	13-3-5	17-4-2	0-0-0	5-0-5	4-2-7
TENNESSEE	11/16/15	69-67	w	12-12-0	4-2-1	9-0-2	17-7-2	DNP	0-1-2	0-2-5
GREEN BAY	11/19/15	107-77	w	15-12-0	6-0-1	14-2-5	13-1-5	2-1-0	5-1-3	13-0-3
EAST TENNESSEE STATE	11/22/15	68-69	L	10-11-0	5-0-1	10-5-2	20-1-1	DNP	0-3-3	0-2-4
vs Arkansas	11/26/15	83-73	w	18-18-3	0-0-0	19-3-0	19-6-2	DNP	2-1-4	4-3-5
vs Villanova	11/27/15	52-69	L	16-11-0	7-1-0	3-2-0	6-2-2	DNP	2-1-1	6-2-4
WOFFORD	12/1/15	77-61	w	10-15-0	7-2-2	16-1-1	6-5-1	0-0-0	8-0-1	4-1-4
at Tulane	12/5/15	76-68	w	14-14-0	0-1-0	13-5-2	19-2-1	DNP	5-0-2	0-1-1
VCU	12/15/15	77-64	w	12-11-0	6-3-4	9-4-2	20-1-2	DNP	DNP	12-2-1
at Georgia	12/19/15	61-75	L	0-4-0	14-1-1	11-0-2	11-3-0	DNP	0-1-2	4-1-3
SOUTHEASTERN LOUISIA	12/21/15	75-62	w	14-15-1	1-1-2	16-0-0	14-2-1	DNP	3-1-2	2-1-9
COLGATE	12/23/15	76-60	w	18-7-0	2-0-2	20-2-1	7-2-2	0-0-0	7-3-6	2-2-4
DUQUESNE	12/29/15	73-67	w	7-10-2	4-2-1	17-2-1	20-6-4	DNP	3-0-2	3-1-5
at North Carolina	01/02/16	78-86	L	14-6-0	0-0-1	20-3-1	25-6-2	0-0-0	0-1-5	2-0-6
at Pittsburgh	1/6/16	84-89	L	20-17-1	7-2-2	30-1-0	14-4-6	DNP	3-1-2	0-1-1
VIRGINIA	1/9/16	68-64	w	6-6-2	0-3-0	16-6-2	5-1-4	DNP	DNP	1-0-3
at Notre Dame	1/13/16	64-72	L	7-13-0	7-1-0	15-2-2	18-3-3	DNP	0-0-0	2-3-5
VIRGINIA TECH	1/16/16	77-78	L	6-5-3	7-2-1	5-1-3	27-4-2	DNP	2-3-4	3-0-2
LOUISVILLE	1/23/16	71-75	L	2-10-1	6-2-0	12-2-2	23-5-2	DNP	2-2-1	6-0-2

Opponent	Date	Score		12 STEPHENS,Q	32 JACOBS,NIC	33 WHITE,JAME	42 ROWLAND,RA	44 LAMMERS,BE
CORNELL	11/13/15	116-81	w	13-7-4	12-5-1	14-11-1	0-0-0	6-2-2
TENNESSEE	11/16/15	69-67	w	0-2-1	23-9-1	2-7-1	DNP	2-2-0
GREEN BAY	11/19/15	107-77	w	14-8-2	12-8-3	5-5-0	0-0-0	8-9-1
EAST TENNESSEE STATE	11/22/15	68-69	L	5-1-1	13-4-0	1-4-0	DNP	4-3-0
vs Arkansas	11/26/15	83-73	w	2-3-0	7-1-0	2-1-0	DNP	10-8-1
vs Villanova	11/27/15	52-69	L	6-0-0	2-7-0	4-3-0	DNP	0-2-0
WOFFORD	12/1/15	77-61	w	12-2-2	4-4-0	5-6-1	0-0-0	5-2-2
at Tulane	12/5/15	76-68	w	8-2-0	13-9-0	2-0-0	DNP	2-1-0
VCU	12/15/15	77-64	w	6-2-2	6-6-0	6-8-0	DNP	0-2-0
at Georgia	12/19/15	61-75	L	3-1-1	10-6-1	4-8-0	DNP	4-5-0
SOUTHEASTERN LOUISIA	12/21/15	75-62	w	0-1-3	9-4-0	12-13-0	DNP	4-4-1
COLGATE	12/23/15	76-60	w	5-6-0	7-6-0	4-2-1	0-0-0	4-3-0
DUQUESNE	12/29/15	73-67	w	0-4-1	14-9-0	0-3-0	DNP	5-6-1
at North Carolina	01/02/16	78-86	L	2-1-0	6-1-0	2-4-0	DNP	5-6-1
at Pittsburgh	1/6/16	84-89	L	0-0-0	8-6-0	0-3-0	DNP	2-3-2
VIRGINIA	1/9/16	68-64	w	16-5-1	16-6-0	6-9-0	DNP	2-3-0
at Notre Dame	1/13/16	64-72	L	2-5-0	10-4-0	1-2-1	DNP	2-7-0
VIRGINIA TECH	1/16/16	77-78	L	4-3-1	15-7-0	2-5-0	DNP	6-6-0
LOUISVILLE	1/23/16	71-75	L	4-3-1	16-10-0	0-1-0	DNP	0-4-0

**2015-16 Georgia Tech Basketball**  
Georgia Tech Team Game-by-Game Comparison (as of Jan 23, 2016)  
**All games**

Opponent	1st	2nd	Score	Mar	Total FG	FG Pct	3-Pointers	3FG Pct	Free Throws	FT Pct	Rebounds	Assist	T/Over	Block	Steal	Fouls
CORNELL	57/49	59/32	116-81	+35	47-78/28-60	.603/.467	8-23/13-31	.348/.419	14-23/12-19	.609/.632	48/24 +24	30/14	6/13	2/0	8/2	19/21
TENNESSEE	40/38	29/29	69-67	+2	28-71/27-77	.394/.351	2-19/4-15	.105/.267	11-18/9-17	.611/.529	47/53 (6)	15/9	14/16	12/4	10/6	19/16
GREEN BAY	56/30	51/47	107-77	+30	42-75/29-71	.560/.408	11-24/6-19	.458/.316	12-18/13-21	.667/.619	51/31 +20	23/14	12/10	9/2	4/7	20/16
EAST TENNESSEE STATE	32/27	36/42	68-69	(1)	22-54/27-57	.407/.474	5-17/6-17	.294/.353	19-22/9-10	.864/.900	35/28 +7	12/8	9/7	3/1	4/6	14/23
Arkansas	41/38	42/35	83-73	+10	28-60/26-60	.467/.433	8-16/6-14	.500/.429	19-27/15-23	.704/.652	50/26 +24	15/14	16/12	2/5	5/6	20/23
Villanova	23/30	29/39	52-69	(17)	20-56/27-51	.357/.529	2-14/8-27	.143/.296	10-15/7-11	.667/.636	39/28 +11	7/9	14/10	1/3	2/5	16/18
WOFFORD	32/30	45/31	77-61	+16	24-53/23-55	.453/.418	8-18/3-17	.444/.176	21-29/12-12	.724/1000	40/22 +18	14/13	8/8	5/2	3/4	16/26
Tulane	39/38	37/30	76-68	+8	30-69/26-58	.435/.448	6-17/7-21	.353/.333	10-14/9-17	.714/.529	38/37 +1	6/10	10/16	3/3	9/1	19/17
VCU	27/27	50/37	77-64	+13	24-56/23-71	.429/.324	5-12/6-27	.417/.222	24-26/12-12	.923/1000	41/36 +5	11/10	15/13	3/3	5/6	14/22
Georgia	34/33	27/42	61-75	(14)	20-51/24-50	.392/.480	7-20/6-15	.350/.400	14-17/21-32	.824/.656	34/35 (1)	10/15	12/11	4/5	4/4	28/19
SOUTHEASTERN LOUISIANA	34/21	41/41	75-62	+13	27-62/25-55	.435/.455	9-22/4-16	.409/.250	12-20/8-13	.600/.615	43/29 +14	19/12	8/10	2/3	4/2	12/16
COLGATE	40/28	36/32	76-60	+16	33-59/23-47	.559/.489	5-13/6-16	.385/.375	5-11/8-15	.455/.533	34/21 +13	16/10	7/9	5/2	4/3	16/10
DUQUESNE	35/36	38/31	73-67	+6	24-59/27-69	.407/.391	8-18/9-28	.444/.321	17-25/4-10	.680/.400	44/39 +5	17/14	7/8	7/1	4/2	15/19
North Carolina	42/39	36/47	78-86	(8)	27-64/30-59	.422/.508	7-15/2-12	.467/.167	15-19/24-29	.789/.828	29/39 (10)	16/13	9/11	4/4	8/2	25/18
Pittsburgh	36/42	48/47	84-89	(5)	33-68/29-59	.485/.492	10-20/6-13	.500/.462	8-15/25-30	.533/.833	38/34 +4	14/15	10/4	4/3	2/4	22/20
VIRGINIA	35/24	33/40	68-64	+4	24-55/23-57	.436/.404	8-15/4-18	.533/.222	12-18/14-22	.667/.636	41/29 +12	12/11	9/7	4/2	3/4	17/19
Notre Dame	27/30	37/42	64-72	(8)	24-72/21-54	.333/.389	5-19/2-15	.263/.133	11-17/28-32	.647/.875	43/43 -	11/11	5/6	3/3	2/3	21/16
VIRGINIA TECH	43/33	34/45	77-78	(1)	32-66/23-51	.485/.451	4-15/4-12	.267/.333	9-16/28-36	.563/.778	38/31 +7	16/12	13/14	10/5	3/5	25/19
LOUISVILLE	39/32	32/43	71-75	(4)	24-57/27-61	.421/.443	4-13/6-18	.308/.333	19-23/15-25	.826/.600	41/33 +8	9/13	11/6	4/2	4/5	21/17

Note: Game totals are displayed in the format TEAM/OPPONENT for each category

**2015-16 Georgia Tech Basketball**  
Georgia Tech Individual Game-by-Game (as of Jan 23, 2016)  
**All games**

**#00 Mitchell, Charles**

Opponent	Date	gs	min	Total		3-Pointers		Free throws		Rebounds				pf	a	t/o	blk	stl	pts	avg	
				fg-fga	pct	3fg-fga	pct	ft-fga	pct	off	def	tot	avg								
CORNELL	11/13/15	*	21	10-11	.909	0-0	.000	1-2	.500	5	6	11	11.0	0	1	1	1	1	21	21.0	
TENNESSEE	11/16/15	*	27	5-8	.625	0-0	.000	2-3	.667	2	10	12	11.5	4	0	5	3	4	12	16.5	
GREEN BAY	11/19/15	*	23	6-11	.545	0-0	.000	3-4	.750	6	6	12	11.7	3	0	2	0	0	15	16.0	
EAST TENNESSEE STAT	11/22/15	*	28	4-9	.444	0-0	.000	2-2	1.000	2	9	11	11.5	2	0	0	0	2	10	14.5	
vs Arkansas	11/26/15	*	32	5-8	.625	0-0	.000	8-10	.800	7	11	18	12.8	3	3	2	0	0	18	15.2	
vs Villanova	11/27/15	*	30	7-12	.583	0-0	.000	2-2	1.000	4	7	11	12.5	2	0	1	0	1	16	15.3	
WOFFORD	12/1/15	*	25	3-5	.600	0-0	.000	4-7	.571	6	9	15	12.9	2	0	0	0	0	10	14.6	
at Tulane	12/5/15	*	32	6-11	.545	0-0	.000	2-4	.500	4	10	14	13.0	4	0	1	1	2	14	14.5	
VCU	12/15/15	*	31	6-10	.600	0-0	.000	0-0	.000	3	8	11	12.8	1	0	1	1	2	12	14.2	
at Georgia	12/19/15	*	15	0-3	.000	0-0	.000	0-0	.000	0	4	4	11.9	4	0	0	2	0	0	12.8	
SOUTHEASTERN LOUISI	12/21/15	*	29	4-9	.444	0-0	.000	6-11	.545	6	9	15	12.2	2	1	2	0	1	14	12.9	
COLGATE	12/23/15	*	25	8-10	.800	0-0	.000	2-3	.667	3	4	7	11.8	3	0	2	1	0	18	13.3	
DUQUESNE	12/29/15	*	31	2-6	.333	0-0	.000	3-4	.750	4	6	10	11.6	3	2	2	0	1	7	12.8	
at North Carolina	01/02/16	*	18	7-13	.538	0-0	.000	0-0	.000	2	4	6	11.2	5	0	1	0	0	14	12.9	
at Pittsburgh	1/6/16	*	35	8-18	.444	0-0	.000	4-8	.500	9	8	17	11.6	3	1	3	0	1	20	13.4	
VIRGINIA	1/9/16	*	29	3-8	.375	0-0	.000	0-1	.000	2	4	6	11.3	4	2	3	1	1	6	12.9	
at Notre Dame	1/13/16	*	25	3-9	.333	0-0	.000	1-2	.500	4	9	13	11.4	1	0	2	0	1	7	12.6	
VIRGINIA TECH	1/16/16	*	23	3-8	.375	0-0	.000	0-2	.000	3	2	5	11.0	5	3	2	1	1	6	12.2	
LOUISVILLE	1/23/16	*	23	1-4	.250	0-0	.000	0-2	.000	6	4	10	10.9	2	1	2	0	0	2	11.7	
Totals			19	502	91-173	.526	0-0	.000	40-67	.597	78	130	208	10.9	53	14	32	11	18	222	11.7

Games played: 19  
Minutes/game: 26.4  
Points/game: 11.7  
FG Pct: 52.6  
FT Pct: 59.7

Rebounds/game: 10.9  
Assists/game: 0.7  
Turnovers/game: 1.7  
Assist/turnover ratio: 0.4  
Steals/game: 0.9  
Blocks/game: 0.6

**#01 Jackson, Tadic**

Opponent	Date	gs	min	Total		3-Pointers		Free throws		Rebounds				pf	a	t/o	blk	stl	pts	avg
				fg-fga	pct	3fg-fga	pct	ft-fga	pct	off	def	tot	avg							
CORNELL	11/13/15		12	4-6	.667	2-3	.667	1-5	.200	0	1	1	1.0	3	2	0	0	0	11	11.0
TENNESSEE	11/16/15		15	2-9	.222	0-3	.000	0-0	.000	0	2	2	1.5	0	1	1	0	0	4	7.5
GREEN BAY	11/19/15		15	2-8	.250	1-4	.250	1-2	.500	0	0	0	1.0	2	1	2	0	0	6	7.0
EAST TENNESSEE STAT	11/22/15		12	1-1	1.000	1-1	1.000	2-3	.667	0	0	0	0.8	1	1	1	0	0	5	6.5
vs Arkansas	11/26/15		8	0-1	.000	0-1	.000	0-0	.000	0	0	0	0.6	0	0	0	0	0	0	5.2
vs Villanova	11/27/15		18	3-10	.300	0-4	.000	1-2	.500	1	0	1	0.7	1	0	1	0	0	7	5.5
WOFFORD	12/1/15		16	2-6	.333	0-3	.000	3-4	.750	1	1	2	0.9	2	2	0	0	0	7	5.7
at Tulane	12/5/15		9	0-2	.000	0-0	.000	0-0	.000	0	1	1	0.9	0	0	1	0	0	0	5.0
VCU	12/15/15		24	1-7	.143	0-1	.000	4-4	1.000	0	3	3	1.1	1	4	2	0	1	6	5.1
at Georgia	12/19/15		24	5-11	.455	3-6	.500	1-2	.500	0	1	1	1.1	1	1	0	0	2	14	6.0
SOUTHEASTERN LOUISI	12/21/15		15	0-2	.000	0-1	.000	1-2	.500	0	1	1	1.1	2	2	0	0	1	1	5.5
COLGATE	12/23/15		15	1-6	.167	0-2	.000	0-2	.000	0	0	0	1.0	0	2	0	0	0	2	5.3
DUQUESNE	12/29/15		7	2-3	.667	0-0	.000	0-0	.000	0	2	2	1.1	1	1	0	0	0	4	5.2
at North Carolina	01/02/16		7	0-2	.000	0-1	.000	0-0	.000	0	0	0	1.0	1	1	0	0	0	0	4.8
at Pittsburgh	1/6/16		14	2-5	.400	1-4	.250	2-2	1.000	1	1	2	1.1	3	2	0	1	1	7	4.9
VIRGINIA	1/9/16		11	0-0	.000	0-0	.000	0-0	.000	0	3	3	1.2	1	0	1	0	0	0	4.6
at Notre Dame	1/13/16		12	2-5	.400	1-2	.500	2-2	1.000	1	0	1	1.2	1	0	0	0	0	7	4.8
VIRGINIA TECH	1/16/16		14	3-5	.600	1-2	.500	0-0	.000	0	2	2	1.2	1	1	2	0	0	7	4.9
LOUISVILLE	1/23/16		12	2-3	.667	1-1	1.000	1-1	1.000	0	2	2	1.3	3	0	1	0	1	6	4.9
Totals		0	260	32-92	.348	11-39	.282	19-31	.613	4	20	24	1.3	24	21	12	1	6	94	4.9

Games played: 19  
Minutes/game: 13.7  
Points/game: 4.9  
FG Pct: 34.8  
3FG Pct: 28.2  
FT Pct: 61.3

Rebounds/game: 1.3  
Assists/game: 1.1  
Turnovers/game: 0.6  
Assist/turnover ratio: 1.8  
Steals/game: 0.3  
Blocks/game: 0.1

**2015-16 Georgia Tech Basketball**  
Georgia Tech Individual Game-by-Game (as of Jan 23, 2016)  
**All games**

**#02 Smith, Adam**

Opponent	Date	gs	min	Total		3-Pointers		Free throws		Rebounds				pf	a	t/o	blk	stl	pts	avg	
				fg-fga	pct	3fg-fga	pct	ft-fa	pct	off	def	tot	avg								
CORNELL	11/13/15	*	26	4-11	.364	3-6	.500	2-4	.500	0	3	3	3.0	1	5	0	0	0	13	13.0	
TENNESSEE	11/16/15	*	24	4-11	.364	1-8	.125	0-0	.000	0	0	0	1.5	4	2	1	0	1	9	11.0	
GREEN BAY	11/19/15	*	20	5-9	.556	4-6	.667	0-0	.000	0	2	2	1.7	0	5	0	0	0	14	12.0	
EAST TENNESSEE STAT	11/22/15	*	29	4-15	.267	2-7	.286	0-0	.000	2	3	5	2.5	0	2	0	0	1	10	11.5	
vs Arkansas	11/26/15	*	26	6-12	.500	5-7	.714	2-4	.500	0	3	3	2.6	3	0	2	0	1	19	13.0	
vs Villanova	11/27/15	*	22	1-9	.111	1-6	.167	0-0	.000	0	2	2	2.5	2	0	2	0	0	3	11.3	
WOFFORD	12/1/15	*	23	6-9	.667	4-5	.800	0-0	.000	0	1	1	2.3	2	1	1	0	0	16	12.0	
at Tulane	12/5/15	*	32	4-12	.333	3-8	.375	2-2	1.000	0	5	5	2.6	0	2	2	0	2	13	12.1	
VCU	12/15/15	*	31	3-9	.333	1-5	.200	2-2	1.000	0	4	4	2.8	1	2	0	0	0	9	11.8	
at Georgia	12/19/15	*	28	4-12	.333	3-8	.375	0-0	.000	0	0	0	2.5	5	2	1	0	0	11	11.7	
SOUTHEASTERN LOUISI	12/21/15	*	26	6-11	.545	4-7	.571	0-0	.000	0	0	0	2.3	1	0	0	0	0	16	12.1	
COLGATE	12/23/15	*	25	8-11	.727	3-5	.600	1-2	.500	0	2	2	2.3	0	1	2	0	0	20	12.8	
DUQUESNE	12/29/15	*	29	5-12	.417	4-9	.444	3-3	1.000	0	2	2	2.2	2	1	1	0	0	17	13.1	
at North Carolina	01/02/16	*	33	7-15	.467	6-10	.600	0-0	.000	2	1	3	2.3	4	1	0	0	0	20	13.6	
at Pittsburgh	1/6/16	*	33	10-16	.625	8-13	.615	2-3	.667	0	1	1	2.2	1	0	0	0	0	30	14.7	
VIRGINIA	1/9/16	*	35	5-17	.294	4-9	.444	2-2	1.000	1	5	6	2.4	1	2	0	0	0	16	14.8	
at Notre Dame	1/13/16	*	31	4-14	.286	4-11	.364	3-4	.750	0	2	2	2.4	3	2	0	0	0	15	14.8	
VIRGINIA TECH	1/16/16	*	31	2-13	.154	1-7	.143	0-0	.000	0	1	1	2.3	3	3	0	0	0	5	14.2	
LOUISVILLE	1/23/16	*	29	5-12	.417	1-5	.200	1-2	.500	0	2	2	2.3	1	2	1	0	2	12	14.1	
Totals			19	533	93-230	.404	62-142	.437	20-28	.714	5	39	44	2.3	34	33	13	0	7	268	14.1

Games played: 19  
Minutes/game: 28.1  
Points/game: 14.1  
FG Pct: 40.4  
3FG Pct: 43.7  
FT Pct: 71.4

Rebounds/game: 2.3  
Assists/game: 1.7  
Turnovers/game: 0.7  
Assist/turnover ratio: 2.5  
Steals/game: 0.4

**#03 Georges-Hunt, Marcus**

Opponent	Date	gs	min	Total		3-Pointers		Free throws		Rebounds				pf	a	t/o	blk	stl	pts	avg	
				fg-fga	pct	3fg-fga	pct	ft-fa	pct	off	def	tot	avg								
CORNELL	11/13/15	*	27	5-11	.455	0-4	.000	7-7	1.000	1	3	4	4.0	1	2	0	1	0	17	17.0	
TENNESSEE	11/16/15	*	30	6-15	.400	1-4	.250	4-6	.667	4	3	7	5.5	1	2	1	1	2	17	17.0	
GREEN BAY	11/19/15	*	21	4-6	.667	2-3	.667	3-4	.750	1	0	1	4.0	3	5	2	1	2	13	15.7	
EAST TENNESSEE STAT	11/22/15	*	28	5-8	.625	1-4	.250	9-10	.900	0	1	1	3.3	2	1	1	0	0	20	16.8	
vs Arkansas	11/26/15	*	35	5-13	.385	3-5	.600	6-6	1.000	2	4	6	3.8	2	2	5	0	0	19	17.2	
vs Villanova	11/27/15	*	35	2-8	.250	0-0	.000	2-4	.500	1	1	2	3.5	1	2	1	0	0	6	15.3	
WOFFORD	12/1/15	*	26	0-5	.000	0-2	.000	6-8	.750	1	4	5	3.7	1	1	0	0	2	6	14.0	
at Tulane	12/5/15	*	29	7-13	.538	1-2	.500	4-5	.800	1	1	2	3.5	4	1	4	0	2	19	14.6	
VCU	12/15/15	*	24	4-7	.571	1-2	.500	11-12	.917	0	1	1	3.2	4	2	5	0	0	20	15.2	
at Georgia	12/19/15	*	25	1-5	.200	0-2	.000	9-10	.900	1	2	3	3.2	4	0	4	0	0	11	14.8	
SOUTHEASTERN LOUISI	12/21/15	*	30	4-10	.400	4-6	.667	2-2	1.000	0	2	2	3.1	1	1	0	0	1	14	14.7	
COLGATE	12/23/15	*	23	3-8	.375	0-3	.000	1-2	.500	0	2	2	3.0	2	2	2	1	0	7	14.1	
DUQUESNE	12/29/15	*	29	6-14	.429	2-4	.500	6-10	.600	0	6	6	3.2	1	4	2	0	2	20	14.5	
at North Carolina	01/02/16	*	32	6-9	.667	1-2	.500	12-15	.800	1	5	6	3.4	3	2	2	1	1	25	15.3	
at Pittsburgh	1/6/16	*	37	7-14	.500	0-2	.000	0-2	.000	0	4	4	3.5	5	6	3	0	0	14	15.2	
VIRGINIA	1/9/16	*	33	1-6	.167	0-2	.000	3-4	.750	0	1	1	3.3	2	4	2	0	2	5	14.6	
at Notre Dame	1/13/16	*	37	7-16	.438	0-3	.000	4-4	1.000	1	2	3	3.3	4	3	1	0	1	18	14.8	
VIRGINIA TECH	1/16/16	*	34	11-18	.611	2-4	.500	3-4	.750	1	3	4	3.3	2	2	4	0	0	27	15.4	
LOUISVILLE	1/23/16	*	28	5-12	.417	1-2	.500	12-12	1.000	0	5	5	3.4	5	2	2	1	0	23	15.8	
Totals			19	563	89-198	.449	19-56	.339	104-127	.819	15	50	65	3.4	48	44	41	6	15	301	15.8

Games played: 19  
Minutes/game: 29.6  
Points/game: 15.8  
FG Pct: 44.9  
3FG Pct: 33.9  
FT Pct: 81.9

Rebounds/game: 3.4  
Assists/game: 2.3  
Turnovers/game: 2.2  
Assist/turnover ratio: 1.1  
Steals/game: 0.8  
Blocks/game: 0.3



**2015-16 Georgia Tech Basketball**  
Georgia Tech Individual Game-by-Game (as of Jan 23, 2016)  
**All games**

**#05 Heyward, Corey**

Opponent	Date	gs	min	Total		3-Pointers		Free throws		Rebounds				pf	a	t/o	blk	stl	pts	avg
				fg-fga	pct	3fg-fga	pct	ft-fa	pct	off	def	tot	avg							
CORNELL	11/13/15		5	0-0	.000	0-0	.000	0-0	.000	0	0	0	0.0	0	0	0	0	0	0	0.0
GREEN BAY	11/19/15		6	1-2	.500	0-1	.000	0-0	.000	0	1	1	0.5	0	0	0	0	0	2	1.0
WOFFORD	12/1/15		3	0-0	.000	0-0	.000	0-0	.000	0	0	0	0.3	0	0	1	0	0	0	0.7
COLGATE	12/23/15		3	0-1	.000	0-0	.000	0-0	.000	0	0	0	0.3	0	0	0	0	0	0	0.5
at North Carolina	01/02/16		1	0-0	.000	0-0	.000	0-0	.000	0	0	0	0.2	0	0	0	0	0	0	0.4
Totals		0	18	1-3	.333	0-1	.000	0-0	.000	0	1	1	0.2	0	0	1	0	0	2	0.4

Games played: 5  
Minutes/game: 3.6  
Points/game: 0.4  
FG Pct: 33.3  
3FG Pct: 0.0

Rebounds/game: 0.2  
Turnovers/game: 0.2

**#10 Jorgenson, Travis**

Opponent	Date	gs	min	Total		3-Pointers		Free throws		Rebounds				pf	a	t/o	blk	stl	pts	avg
				fg-fga	pct	3fg-fga	pct	ft-fa	pct	off	def	tot	avg							
CORNELL	11/13/15		16	2-6	.333	1-4	.250	0-0	.000	0	0	0	0.0	3	5	0	0	2	5	5.0
TENNESSEE	11/16/15		16	0-3	.000	0-2	.000	0-2	.000	0	1	1	0.5	1	2	2	0	1	0	2.5
GREEN BAY	11/19/15		18	2-4	.500	1-3	.333	0-0	.000	0	1	1	0.7	2	3	1	0	1	5	3.3
EAST TENNESSEE STAT	11/22/15		18	0-3	.000	0-3	.000	0-0	.000	1	2	3	1.3	1	3	0	0	0	0	2.5
vs Arkansas	11/26/15		13	1-3	.333	0-2	.000	0-0	.000	0	1	1	1.2	0	4	1	0	0	2	2.4
vs Villanova	11/27/15		16	1-2	.500	0-1	.000	0-1	.000	0	1	1	1.2	0	1	0	0	0	2	2.3
WOFFORD	12/1/15		16	3-4	.750	2-3	.667	0-0	.000	0	0	0	1.0	0	1	1	0	1	8	3.1
at Tulane	12/5/15		23	2-6	.333	1-4	.250	0-0	.000	0	0	0	0.9	2	2	0	0	2	5	3.4
at Georgia	12/19/15		8	0-1	.000	0-1	.000	0-0	.000	0	1	1	0.9	0	2	0	0	0	0	3.0
SOUTHEASTERN LOUISI	12/21/15		13	1-3	.333	1-3	.333	0-1	.000	0	1	1	0.9	0	2	1	0	0	3	3.0
COLGATE	12/23/15		20	3-5	.600	1-2	.500	0-0	.000	0	3	3	1.1	0	6	0	0	0	7	3.4
DUQUESNE	12/29/15		15	1-3	.333	1-3	.333	0-0	.000	0	0	0	1.0	2	2	0	0	0	3	3.3
at North Carolina	01/02/16		15	0-2	.000	0-1	.000	0-0	.000	0	1	1	1.0	0	5	2	0	0	0	3.1
at Pittsburgh	1/6/16		20	1-1	1.000	1-1	1.000	0-0	.000	0	1	1	1.0	2	2	2	0	0	3	3.1
at Notre Dame	1/13/16		4	0-0	.000	0-0	.000	0-0	.000	0	0	0	0.9	0	0	0	0	0	0	2.9
VIRGINIA TECH	1/16/16		13	1-1	1.000	0-0	.000	0-0	.000	0	3	3	1.1	2	4	0	0	1	2	2.8
LOUISVILLE	1/23/16	*	21	1-5	.200	0-1	.000	0-0	.000	1	1	2	1.1	1	1	2	0	0	2	2.8
Totals		1	265	19-52	.365	9-34	.265	0-4	.000	2	17	19	1.1	16	45	12	0	8	47	2.8

Games played: 17  
Minutes/game: 15.6  
Points/game: 2.8  
FG Pct: 36.5  
3FG Pct: 26.5  
FT Pct: 0.0

Rebounds/game: 1.1  
Assists/game: 2.6  
Turnovers/game: 0.7  
Assist/turnover ratio: 3.8  
Steals/game: 0.5

**2015-16 Georgia Tech Basketball**  
Georgia Tech Individual Game-by-Game (as of Jan 23, 2016)  
**All games**

**#11 Heath, Josh**

Opponent	Date	gs	min	Total		3-Pointers		Free throws		Rebounds				pf	a	t/o	blk	stl	pts	avg
				fg-fga	pct	3fg-fga	pct	ft-fa	pct	off	def	tot	avg							
CORNELL	11/13/15	*	18	2-4	.500	0-0	.000	0-0	.000	1	1	2	2.0	3	7	3	0	4	4	4.0
TENNESSEE	11/16/15	*	24	0-1	.000	0-1	.000	0-0	.000	1	1	2	2.0	2	5	1	1	1	0	2.0
GREEN BAY	11/19/15	*	20	6-7	.857	1-2	.500	0-0	.000	0	0	0	1.3	1	3	0	0	0	13	5.7
EAST TENNESSEE STAT	11/22/15	*	21	0-0	.000	0-0	.000	0-0	.000	1	1	2	1.5	1	4	2	0	0	0	4.3
vs Arkansas	11/26/15	*	27	1-4	.250	0-1	.000	2-2	1.000	2	1	3	1.8	1	5	1	0	2	4	4.2
vs Villanova	11/27/15	*	24	1-1	1.000	0-0	.000	4-4	1.000	0	2	2	1.8	4	4	2	0	0	6	4.5
WOFFORD	12/1/15	*	19	2-5	.400	0-2	.000	0-0	.000	0	1	1	1.7	1	4	1	0	0	4	4.4
at Tulane	12/5/15	*	18	0-4	.000	0-2	.000	0-0	.000	1	0	1	1.6	1	1	0	0	0	0	3.9
VCU	12/15/15	*	29	3-5	.600	1-1	1.000	5-6	.833	0	2	2	1.7	2	1	3	0	1	12	4.8
at Georgia	12/19/15	*	26	2-5	.400	0-2	.000	0-0	.000	0	1	1	1.6	4	3	1	1	0	4	4.7
SOUTHEASTERN LOUISI	12/21/15	*	24	1-3	.333	0-1	.000	0-0	.000	0	1	1	1.5	1	9	1	0	0	2	4.5
COLGATE	12/23/15	*	18	1-1	1.000	0-0	.000	0-0	.000	1	1	2	1.6	1	4	0	0	1	2	4.3
DUQUESNE	12/29/15	*	19	1-3	.333	1-1	1.000	0-0	.000	0	1	1	1.5	3	5	1	0	1	3	4.2
at North Carolina	01/02/16	*	23	1-3	.333	0-0	.000	0-0	.000	0	0	0	1.4	3	6	2	0	1	2	4.0
at Pittsburgh	1/6/16	*	13	0-1	.000	0-0	.000	0-0	.000	0	1	1	1.4	2	1	0	0	0	0	3.7
VIRGINIA	1/9/16		17	0-2	.000	0-0	.000	1-2	.500	0	0	0	1.3	3	3	0	0	0	1	3.6
at Notre Dame	1/13/16		23	1-4	.250	0-0	.000	0-0	.000	1	2	3	1.4	4	5	1	0	0	2	3.5
VIRGINIA TECH	1/16/16		15	1-2	.500	0-0	.000	1-2	.500	0	0	0	1.3	2	2	3	0	0	3	3.4
LOUISVILLE	1/23/16		17	2-2	1.000	1-1	1.000	1-2	.500	0	0	0	1.3	3	2	0	0	0	6	3.6
Totals		15	395	25-57	.439	4-14	.286	14-18	.778	8	16	24	1.3	42	74	22	2	11	68	3.6

Games played: 19  
Minutes/game: 20.8  
Points/game: 3.6  
FG Pct: 43.9  
3FG Pct: 28.6  
FT Pct: 77.8

Rebounds/game: 1.3  
Assists/game: 3.9  
Turnovers/game: 1.2  
Assist/turnover ratio: 3.4  
Steals/game: 0.6  
Blocks/game: 0.1

**#12 Stephens, Quinton**

Opponent	Date	gs	min	Total		3-Pointers		Free throws		Rebounds				pf	a	t/o	blk	stl	pts	avg
				fg-fga	pct	3fg-fga	pct	ft-fa	pct	off	def	tot	avg							
CORNELL	11/13/15		22	5-10	.500	2-6	.333	1-2	.500	2	5	7	7.0	0	4	1	0	0	13	13.0
TENNESSEE	11/16/15		11	0-1	.000	0-1	.000	0-0	.000	1	1	2	4.5	1	1	0	0	0	0	6.5
GREEN BAY	11/19/15		20	5-11	.455	2-5	.400	2-2	1.000	2	6	8	5.7	1	2	1	2	1	14	9.0
EAST TENNESSEE STAT	11/22/15		15	1-4	.250	1-2	.500	2-2	1.000	1	0	1	4.5	0	1	0	0	1	5	8.0
vs Arkansas	11/26/15		15	1-2	.500	0-0	.000	0-0	.000	1	2	3	4.2	2	0	0	1	0	2	6.8
vs Villanova	11/27/15		11	2-4	.500	1-3	.333	1-2	.500	0	0	0	3.5	0	0	2	0	0	6	6.7
WOFFORD	12/1/15		17	2-3	.667	2-3	.667	6-6	1.000	0	2	2	3.3	2	2	0	0	0	12	7.4
at Tulane	12/5/15		10	3-4	.750	1-1	1.000	1-1	1.000	1	1	2	3.1	5	0	1	0	1	8	7.5
VCU	12/15/15		14	2-4	.500	2-3	.667	0-0	.000	0	2	2	3.0	1	2	2	0	0	6	7.3
at Georgia	12/19/15		11	1-1	1.000	1-1	1.000	0-0	.000	1	0	1	2.8	2	1	3	0	0	3	6.9
SOUTHEASTERN LOUISI	12/21/15		12	0-7	.000	0-4	.000	0-0	.000	0	1	1	2.6	0	3	0	0	0	0	6.3
COLGATE	12/23/15		19	2-4	.500	1-1	1.000	0-0	.000	3	3	6	2.9	2	0	0	0	0	5	6.2
DUQUESNE	12/29/15		21	0-3	.000	0-1	.000	0-2	.000	0	4	4	3.0	0	1	1	1	0	0	5.7
at North Carolina	01/02/16		10	1-3	.333	0-1	.000	0-0	.000	0	1	1	2.9	2	0	0	0	1	2	5.4
at Pittsburgh	1/6/16		3	0-0	.000	0-0	.000	0-0	.000	0	0	0	2.7	0	0	0	0	0	0	5.1
VIRGINIA	1/9/16	*	24	6-8	.750	4-4	1.000	0-2	.000	0	5	5	2.8	3	1	0	2	0	16	5.8
at Notre Dame	1/13/16	*	23	1-8	.125	0-3	.000	0-2	.000	3	2	5	2.9	0	0	0	0	0	2	5.5
VIRGINIA TECH	1/16/16	*	13	1-3	.333	0-2	.000	2-2	1.000	1	2	3	2.9	2	1	0	1	0	4	5.4
LOUISVILLE	1/23/16		14	2-6	.333	0-3	.000	0-0	.000	2	1	3	2.9	1	1	0	0	1	4	5.4
Totals		3	285	35-86	.407	17-44	.386	15-23	.652	18	38	56	2.9	24	20	11	7	5	102	5.4

Games played: 19  
Minutes/game: 15.0  
Points/game: 5.4  
FG Pct: 40.7  
3FG Pct: 38.6  
FT Pct: 65.2

Rebounds/game: 2.9  
Assists/game: 1.1  
Turnovers/game: 0.6  
Assist/turnover ratio: 1.8  
Steals/game: 0.3  
Blocks/game: 0.4

**2015-16 Georgia Tech Basketball**  
Georgia Tech Individual Game-by-Game (as of Jan 23, 2016)  
**All games**

**#32 Jacobs, Nick**

Opponent	Date	gs	min	Total		3-Pointers		Free throws		Rebounds				pf	a	t/o	blk	stl	pts	avg
				fg-fga	pct	3fg-fga	pct	ft-fa	pct	off	def	tot	avg							
CORNELL	11/13/15	*	18	6-9	.667	0-0	.000	0-0	.000	2	3	5	5.0	3	1	0	0	1	12	12.0
TENNESSEE	11/16/15	*	31	9-15	.600	0-0	.000	5-6	.833	4	5	9	7.0	2	1	1	1	0	23	17.5
GREEN BAY	11/19/15	*	21	5-7	.714	0-0	.000	2-3	.667	2	6	8	7.3	1	3	1	4	0	12	15.7
EAST TENNESSEE STAT	11/22/15	*	23	5-10	.500	0-0	.000	3-3	1.000	2	2	4	6.5	3	0	2	1	0	13	15.0
vs Arkansas	11/26/15	*	18	3-8	.375	0-0	.000	1-2	.500	0	1	1	5.4	4	0	2	1	0	7	13.4
vs Villanova	11/27/15	*	18	1-7	.143	0-0	.000	0-0	.000	1	6	7	5.7	3	0	3	0	0	2	11.5
WOFFORD	12/1/15	*	15	2-7	.286	0-0	.000	0-0	.000	2	2	4	5.4	3	0	2	2	0	4	10.4
at Tulane	12/5/15	*	30	6-12	.500	0-0	.000	1-1	1.000	5	4	9	5.9	1	0	1	2	0	13	10.8
VCU	12/15/15	*	24	2-6	.333	0-0	.000	2-2	1.000	2	4	6	5.9	1	0	1	1	1	6	10.2
at Georgia	12/19/15	*	28	3-7	.429	0-0	.000	4-5	.800	2	4	6	5.9	2	1	1	0	0	10	10.2
SOUTHEASTERN LOUISI	12/21/15		15	4-6	.667	0-0	.000	1-2	.500	2	2	4	5.7	2	0	2	0	1	9	10.1
COLGATE	12/23/15		13	3-7	.429	0-0	.000	1-2	.500	3	3	6	5.8	1	0	1	1	0	7	9.8
DUQUESNE	12/29/15	*	22	6-13	.462	0-0	.000	2-2	1.000	2	7	9	6.0	1	0	0	2	0	14	10.2
at North Carolina	01/02/16	*	26	3-9	.333	0-0	.000	0-0	.000	0	1	1	5.6	2	0	1	1	4	6	9.9
at Pittsburgh	1/6/16	*	21	4-10	.400	0-0	.000	0-0	.000	2	4	6	5.7	3	0	1	0	0	8	9.7
VIRGINIA	1/9/16		22	5-7	.714	0-0	.000	6-7	.857	0	6	6	5.7	1	0	2	1	0	16	10.1
at Notre Dame	1/13/16		15	5-14	.357	0-0	.000	0-0	.000	2	2	4	5.6	3	0	1	0	0	10	10.1
VIRGINIA TECH	1/16/16		21	7-11	.636	0-0	.000	1-2	.500	2	5	7	5.7	2	0	2	1	1	15	10.4
LOUISVILLE	1/23/16		29	6-10	.600	0-0	.000	4-4	1.000	3	7	10	5.9	1	0	1	0	0	16	10.7
Totals		13	410	85-175	.486	0-0	.000	33-41	.805	38	74	112	5.9	39	6	25	18	8	203	10.7

Games played: 19  
Minutes/game: 21.6  
Points/game: 10.7  
FG Pct: 48.6  
FT Pct: 80.5

Rebounds/game: 5.9  
Assists/game: 0.3  
Turnovers/game: 1.3  
Assist/turnover ratio: 0.2  
Steals/game: 0.4  
Blocks/game: 0.9

**#33 White, James**

Opponent	Date	gs	min	Total		3-Pointers		Free throws		Rebounds				pf	a	t/o	blk	stl	pts	avg
				fg-fga	pct	3fg-fga	pct	ft-fa	pct	off	def	tot	avg							
CORNELL	11/13/15		16	6-7	.857	0-0	.000	2-3	.667	5	6	11	11.0	3	1	1	0	0	14	14.0
TENNESSEE	11/16/15		16	1-7	.143	0-0	.000	0-1	.000	4	3	7	9.0	3	1	2	4	1	2	8.0
GREEN BAY	11/19/15		13	2-3	.667	0-0	.000	1-2	.500	1	4	5	7.7	4	0	3	0	0	5	7.0
EAST TENNESSEE STAT	11/22/15		14	0-2	.000	0-0	.000	1-2	.500	2	2	4	6.8	1	0	1	1	0	1	5.5
vs Arkansas	11/26/15		4	1-3	.333	0-0	.000	0-2	.000	0	1	1	5.6	3	0	0	0	1	2	4.8
vs Villanova	11/27/15		13	2-2	1.000	0-0	.000	0-0	.000	1	2	3	5.2	1	0	1	0	0	4	4.7
WOFFORD	12/1/15		21	2-6	.333	0-0	.000	1-2	.500	3	3	6	5.3	1	1	0	2	0	5	4.7
at Tulane	12/5/15		10	1-3	.333	0-0	.000	0-0	.000	0	0	0	4.6	1	0	0	0	0	2	4.4
VCU	12/15/15		16	3-7	.429	0-0	.000	0-0	.000	5	3	8	5.0	2	0	0	0	0	6	4.6
at Georgia	12/19/15		15	2-3	.667	0-0	.000	0-0	.000	3	5	8	5.3	4	0	1	0	0	4	4.5
SOUTHEASTERN LOUISI	12/21/15	*	22	6-10	.600	0-0	.000	0-0	.000	6	7	13	6.0	3	0	0	1	0	12	5.2
COLGATE	12/23/15	*	23	2-3	.667	0-0	.000	0-0	.000	1	1	2	5.7	4	1	0	1	2	4	5.1
DUQUESNE	12/29/15		12	0-1	.000	0-0	.000	0-0	.000	0	3	3	5.5	2	0	0	1	0	0	4.7
at North Carolina	01/02/16		14	1-3	.333	0-0	.000	0-0	.000	0	4	4	5.4	2	0	0	1	0	2	4.5
at Pittsburgh	1/6/16		10	0-1	.000	0-0	.000	0-0	.000	1	2	3	5.2	3	0	1	1	0	0	4.2
VIRGINIA	1/9/16	*	17	3-6	.500	0-0	.000	0-0	.000	5	4	9	5.4	2	0	1	0	0	6	4.3
at Notre Dame	1/13/16	*	12	0-0	.000	0-0	.000	1-2	.500	0	2	2	5.2	3	1	0	0	0	1	4.1
VIRGINIA TECH	1/16/16	*	19	1-3	.333	0-0	.000	0-2	.000	0	5	5	5.2	3	0	0	3	0	2	4.0
LOUISVILLE	1/23/16	*	10	0-2	.000	0-0	.000	0-0	.000	0	1	1	5.0	2	0	1	1	0	0	3.8
Totals		6	277	33-72	.458	0-0	.000	6-16	.375	37	58	95	5.0	47	5	12	16	4	72	3.8

Games played: 19  
Minutes/game: 14.6  
Points/game: 3.8  
FG Pct: 45.8  
FT Pct: 37.5

Rebounds/game: 5.0  
Assists/game: 0.3  
Turnovers/game: 0.6  
Assist/turnover ratio: 0.4  
Steals/game: 0.2  
Blocks/game: 0.8

**2015-16 Georgia Tech Basketball**  
Georgia Tech Individual Game-by-Game (as of Jan 23, 2016)  
**All games**

**#42 Rowland, Rand**

Opponent	Date	gs	min	Total		3-Pointers		Free throws		Rebounds				pf	a	t/o	blk	stl	pts	avg
				fg-fga	pct	3fg-fga	pct	ft-fa	pct	off	def	tot	avg							
CORNELL	11/13/15		2	0-0	.000	0-0	.000	0-0	.000	0	0	0	0.0	0	0	0	0	0	0	0.0
GREEN BAY	11/19/15		4	0-0	.000	0-0	.000	0-0	.000	0	0	0	0.0	2	0	0	0	0	0	0.0
WOFFORD	12/1/15		2	0-0	.000	0-0	.000	0-0	.000	0	0	0	0.0	1	0	1	0	0	0	0.0
COLGATE	12/23/15		2	0-0	.000	0-0	.000	0-0	.000	0	0	0	0.0	0	0	0	0	0	0	0.0
Totals		0	10	0-0	.000	0-0	.000	0-0	.000	0	0	0	0.0	3	0	1	0	0	0	0.0

Games played: 4  
Minutes/game: 2.5

Turnovers/game: 0.3

**#44 Lammers, Ben**

Opponent	Date	gs	min	Total		3-Pointers		Free throws		Rebounds				pf	a	t/o	blk	stl	pts	avg
				fg-fga	pct	3fg-fga	pct	ft-fa	pct	off	def	tot	avg							
CORNELL	11/13/15		17	3-3	1.000	0-0	.000	0-0	.000	2	0	2	2.0	2	2	0	0	0	6	6.0
TENNESSEE	11/16/15		6	1-1	1.000	0-0	.000	0-0	.000	1	1	2	2.0	1	0	0	2	0	2	4.0
GREEN BAY	11/19/15		19	4-7	.571	0-0	.000	0-1	.000	1	8	9	4.3	1	1	0	2	0	8	5.3
EAST TENNESSEE STAT	11/22/15		12	2-2	1.000	0-0	.000	0-0	.000	0	3	3	4.0	3	0	2	1	0	4	5.0
vs Arkansas	11/26/15		22	5-6	.833	0-0	.000	0-1	.000	4	4	8	4.8	2	1	2	0	1	10	6.0
vs Villanova	11/27/15		13	0-1	.000	0-0	.000	0-0	.000	1	1	2	4.3	2	0	0	1	1	0	5.0
WOFFORD	12/1/15		17	2-3	.667	0-0	.000	1-2	.500	0	2	2	4.0	1	2	1	1	0	5	5.0
at Tulane	12/5/15		7	1-2	.500	0-0	.000	0-1	.000	1	0	1	3.6	1	0	0	0	0	2	4.6
VCU	12/15/15		7	0-1	.000	0-0	.000	0-0	.000	1	1	2	3.4	1	0	1	1	0	0	4.1
at Georgia	12/19/15		20	2-3	.667	0-0	.000	0-0	.000	1	4	5	3.6	2	0	1	1	2	4	4.1
SOUTHEASTERN LOUISI	12/21/15		14	1-1	1.000	0-0	.000	2-2	1.000	1	3	4	3.6	0	1	0	1	0	4	4.1
COLGATE	12/23/15		14	2-3	.667	0-0	.000	0-0	.000	0	3	3	3.6	3	0	0	1	1	4	4.1
DUQUESNE	12/29/15		15	1-1	1.000	0-0	.000	3-4	.750	0	6	6	3.8	0	1	0	3	0	5	4.2
at North Carolina	01/02/16		21	1-5	.200	0-0	.000	3-4	.750	3	3	6	3.9	3	1	1	1	1	5	4.2
at Pittsburgh	1/6/16		14	1-2	.500	0-0	.000	0-0	.000	1	2	3	3.9	0	2	0	2	0	2	4.1
VIRGINIA	1/9/16		12	1-1	1.000	0-0	.000	0-0	.000	2	1	3	3.8	0	0	0	0	0	2	3.9
at Notre Dame	1/13/16		18	1-2	.500	0-0	.000	0-1	.000	4	3	7	4.0	2	0	0	3	0	2	3.8
VIRGINIA TECH	1/16/16		17	2-2	1.000	0-0	.000	2-2	1.000	2	4	6	4.1	3	0	0	4	0	6	3.9
LOUISVILLE	1/23/16		17	0-1	.000	0-0	.000	0-0	.000	0	4	4	4.1	2	0	0	2	0	0	3.7
Totals		0	282	30-47	.638	0-0	.000	11-18	.611	25	53	78	4.1	29	11	8	26	6	71	3.7

Games played: 19  
Minutes/game: 14.8  
Points/game: 3.7  
FG Pct: 63.8  
FT Pct: 61.1

Rebounds/game: 4.1  
Assists/game: 0.6  
Turnovers/game: 0.4  
Assist/turnover ratio: 1.4  
Steals/game: 0.3  
Blocks/game: 1.4



## Individual Career History

### Georges-Hunt, Marcus

			Total		3-Point		F-Throws		Rebounds										Scoring	
Season	gp-gs	min/avg	fg-fga	pct	fg-fga	pct	ft-fta	pct	off	def	tot	avg	pf	fo	ast	to	blk	stl	pts	avg
2012-13	31-30	896/28.9	123-289	.426	32-96	.333	56-89	.629	57	94	151	4.9	65	1	46	35	3	24	334	10.8
2013-14	33-33	1028/31.2	133-320	.416	29-85	.341	91-135	.674	55	87	142	4.3	84	4	68	53	5	27	386	11.7
2014-15	30-30	926/30.9	135-313	.431	21-73	.288	116-152	.763	56	109	165	5.5	64	1	54	59	4	39	407	13.6
2015-16	19-19	563/29.6	89-198	.449	19-56	.339	104-127	.819	15	50	65	3.4	48	2	44	41	6	15	301	15.8
TOTAL	113-112	3413/30.2	480-1120	.429	101-310	.326	367-503	.730	183	340	523	4.6	261	8	212	188	18	105	1428	12.6

### Heath, Josh

			Total		3-Point		F-Throws		Rebounds											Scoring	
Season	gp-gs	min/avg	fg-fga	pct	fg-fga	pct	ft-fta	pct	off	def	tot	avg	pf	fo	ast	to	blk	stl	pts	avg	
2014-15	31-4	605/19.5	47-114	.412	3-13	.231	36-53	.679	9	35	44	1.4	37	0	83	40	3	20	133	4.3	
2015-16	19-15	395/20.8	25-57	.439	4-14	.286	14-18	.778	8	16	24	1.3	42	0	74	22	2	11	68	3.6	
TOTAL	50-19	1000/20.0	72-171	.421	7-27	.259	50-71	.704	17	51	68	1.4	79	0	157	62	5	31	201	4.0	

### Heyward, Corey

			Total		3-Point		F-Throws		Rebounds											Scoring	
Season	gp-gs	min/avg	fg-fga	pct	fg-fga	pct	ft-fta	pct	off	def	tot	avg	pf	fo	ast	to	blk	stl	pts	avg	
2013-14	32-15	527/16.5	10-35	.286	6-14	.429	6-13	.462	10	39	49	1.5	59	0	45	26	4	22	32	1.0	
2014-15	19-3	225/11.8	8-26	.308	2-11	.182	7-13	.538	3	11	14	0.7	29	0	10	8	1	10	25	1.3	
2015-16	5-0	18/3.6	1-3	.333	0-1	.000	0-0	.000	0	1	1	0.2	0	0	0	1	0	0	2	0.4	
TOTAL	56-18	770/13.8	19-64	.297	8-26	.308	13-26	.500	13	51	64	1.1	88	0	55	35	5	32	59	1.1	

### Jackson, Tadic

			Total		3-Point		F-Throws		Rebounds											Scoring	
Season	gp-gs	min/avg	fg-fga	pct	fg-fga	pct	ft-fta	pct	off	def	tot	avg	pf	fo	ast	to	blk	stl	pts	avg	
2014-15	30-6	451/15.0	55-201	.274	16-90	.178	37-60	.617	16	35	51	1.7	36	1	28	17	4	4	163	5.4	
2015-16	19-0	260/13.7	32-92	.348	11-39	.282	19-31	.613	4	20	24	1.3	24	0	21	12	1	6	94	4.9	
TOTAL	49-6	711/14.5	87-293	.297	27-129	.209	56-91	.615	20	55	75	1.5	60	1	49	29	5	10	257	5.2	

### Jorgenson, Travis

			Total		3-Point		F-Throws		Rebounds											Scoring	
Season	gp-gs	min/avg	fg-fga	pct	fg-fga	pct	ft-fta	pct	off	def	tot	avg	pf	fo	ast	to	blk	stl	pts	avg	
2013-14	4-0	78/19.5	5-16	.313	2-5	.400	5-6	.833	1	7	8	2.0	2	0	10	9	0	5	17	4.3	
2014-15	30-27	651/21.7	42-135	.311	15-50	.300	12-16	.750	3	38	41	1.4	20	0	100	54	3	22	111	3.7	
2015-16	17-1	265/15.6	19-52	.365	9-34	.265	0-4	.000	2	17	19	1.1	16	0	45	12	0	8	47	2.8	
TOTAL	51-28	994/19.5	66-203	.325	26-89	.292	17-26	.654	6	62	68	1.3	38	0	155	75	3	35	175	3.4	

### Lammers, Ben

			Total		3-Point		F-Throws		Rebounds											Scoring	
Season	gp-gs	min/avg	fg-fga	pct	fg-fga	pct	ft-fta	pct	off	def	tot	avg	pf	fo	ast	to	blk	stl	pts	avg	
2014-15	19-0	113/5.9	9-21	.429	0-0	.000	4-9	.444	9	19	28	1.5	7	0	1	3	4	3	22	1.2	
2015-16	19-0	282/14.8	30-47	.638	0-0	.000	11-18	.611	25	53	78	4.1	29	0	11	8	26	6	71	3.7	
TOTAL	38-0	395/10.4	39-68	.574	0-0	.000	15-27	.556	34	72	106	2.8	36	0	12	11	30	9	93	2.4	

### Mitchell, Charles

			Total		3-Point		F-Throws		Rebounds											Scoring	
Season	gp-gs	min/avg	fg-fga	pct	fg-fga	pct	ft-fta	pct	off	def	tot	avg	pf	fo	ast	to	blk	stl	pts	avg	
2014-15	31-18	684/22.1	124-238	.521	0-0	.000	55-83	.663	109	109	218	7.0	79	2	12	66	14	11	303	9.8	
2015-16	19-19	502/26.4	91-173	.526	0-0	.000	40-67	.597	78	130	208	10.9	53	2	14	32	11	18	222	11.7	
TOTAL	50-37	1186/23.7	215-411	.523	0-0	.000	95-150	.633	187	239	426	8.5	132	4	26	98	25	29	525	10.5	

# Individual Career History

Stephens, Quinton

Season	gp-gs	min/avg	Total		3-Point		F-Throws		Rebounds											Scoring	
			fg-fga	pct	fg-fga	pct	ft-fta	pct	off	def	tot	avg	pf	fo	ast	to	blk	stl	pts	avg	
2013-14	32-0	408/12.8	43-114	.377	15-48	.313	13-16	.813	24	44	68	2.1	44	3	25	20	8	9	114	3.6	
2014-15	30-12	566/18.9	67-194	.345	32-107	.299	14-19	.737	32	54	86	2.9	38	0	13	21	13	15	180	6.0	
2015-16	19-3	285/15.0	35-86	.407	17-44	.386	15-23	.652	18	38	56	2.9	24	1	20	11	7	5	102	5.4	
TOTAL	81-15	1259/15.5	145-394	.368	64-199	.322	42-58	.724	74	136	210	2.6	106	4	58	52	28	29	396	4.9	

Official Basketball Box Score -- Game Totals -- Final Statistics  
**Cornell vs Georgia Tech**  
11/13/15 8:30 p.m. at McCamish Pavilion, Atlanta, Ga.

**Cornell 81 • 0-1**

##	Player	Total		3-Ptr	Rebounds			PF	TP	A	TO	Blk	Stl	Min
		FG-FGA	FG-FGA		Off	Def	Tot							
00	Onuorah, David	r	4-5	0-0	0-3	1	2	3	4	8	0	0	0	20
12	Abdur-Ra'oof, Jordan	r	1-4	1-3	0-0	1	3	4	1	3	3	1	0	2
01	Smith, Darryl	g	0-0	0-0	0-0	0	0	0	0	0	1	0	0	9
05	Hatter, Robert	g	6-11	0-2	7-10	1	2	3	1	19	5	4	0	25
10	Morgan, Matt	g	6-17	4-11	4-4	0	4	4	3	20	1	0	0	29
04	Whiteside, Troy	g	2-3	0-0	0-0	0	0	0	0	4	0	1	0	14
13	Gettings, Stone	g	5-9	4-6	0-0	2	2	4	3	14	0	1	0	15
20	Bathurst, Will	g	0-3	0-1	0-0	0	2	2	2	0	0	0	0	15
21	Brown, Kyle	g	1-1	1-1	0-0	0	0	0	0	3	0	1	0	2
22	Mischler, Robert	g	0-0	0-0	0-0	0	0	0	0	0	1	1	0	3
23	Davis, Joel	g	0-0	0-0	0-0	1	1	2	3	0	1	3	0	11
24	Smith, Pat	g	0-3	0-3	1-2	0	0	0	1	1	1	0	0	13
25	Fallas, JoJo	g	3-4	3-4	0-0	0	0	0	3	9	1	1	0	21
30	Bayless, Joseph	g	0-0	0-0	0-0	0	0	0	0	0	0	0	0	2
32	Gordon, Jack	g	0-0	0-0	0-0	0	0	0	0	0	0	0	0	2
Team					2	0	2							
Totals			28-60	13-31	12-19	8	16	24	21	81	14	13	0	200
FG % 1st Half: 16-31		51.6%	2nd half: 12-29		41.4%	Game: 28-60		46.7%	Deadball Rebounds 3.1					
3FG % 1st Half: 8-18		44.4%	2nd half: 5-13		38.5%	Game: 13-31		41.9%						
FT % 1st Half: 9-10		90.0%	2nd half: 3-9		33.3%	Game: 12-19		63.2%						

**Georgia Tech 116 • 1-0**

##	Player	Total		3-Ptr	Rebounds			PF	TP	A	TO	Blk	Stl	Min
		FG-FGA	FG-FGA		Off	Def	Tot							
00	Mitchell, Charles	r	10-11	0-0	1-2	5	6	11	0	21	1	1	1	21
32	Jacobs, Nick	r	6-9	0-0	0-0	2	3	5	3	12	1	0	0	18
02	Smith, Adam	g	4-11	3-6	2-4	0	3	3	1	13	5	0	0	26
03	Georges-Hunt, Marcus	g	5-11	0-4	7-7	1	3	4	1	17	2	0	1	27
11	Heath, Josh	g	2-4	0-0	0-0	1	1	2	3	4	7	3	0	18
01	Jackson, Tadic	g	4-6	2-3	1-5	0	1	1	3	11	2	0	0	12
05	Heyward, Corey	g	0-0	0-0	0-0	0	0	0	0	0	0	0	0	5
10	Jorgenson, Travis	g	2-6	1-4	0-0	0	0	0	3	5	5	0	0	16
12	Stephens, Quinton	g	5-10	2-6	1-2	2	5	7	0	13	4	1	0	22
33	White, James	g	6-7	0-0	2-3	5	6	11	3	14	1	1	0	16
42	Rowland, Rand	g	0-0	0-0	0-0	0	0	0	0	0	0	0	0	2
44	Lammers, Ben	g	3-3	0-0	0-0	2	0	2	2	6	2	0	0	17
Team					2	0	2							
Totals			47-78	8-23	14-23	20	28	48	19	116	30	6	2	200
FG % 1st Half: 23-41		56.1%	2nd half: 24-37		64.9%	Game: 47-78		60.3%	Deadball Rebounds 3					
3FG % 1st Half: 4-12		33.3%	2nd half: 4-11		36.4%	Game: 8-23		34.8%						
FT % 1st Half: 7-10		70.0%	2nd half: 7-13		53.8%	Game: 14-23		60.9%						

Officials: Bryan Kersey, Tim Kelly, Ron Tyburski  
Technical fouls: Cornell-None. Georgia Tech-None.  
Attendance: 6459

Score by periods	1st	2nd	Total
Cornell	49	32	81
Georgia Tech	57	59	116

Last FG - COR 2nd-01:38, GT 2nd-00:24.  
Largest lead - COR None, GT by 35 2nd-00:24.  
COR led for 00:00. GT led for 39:34. Game was tied for 00:05.

Score tied - 0 times.  
Lead changed - 0 times.

Points	In	Off	2nd	Fast
COR	28	8	7	16
GT	64	17	29	29

Official Basketball Box Score -- Game Totals -- Final Statistics  
**Green Bay vs Georgia Tech**  
11/19/15 7 p.m. at McCamish Pavilion, Atlanta, Ga.

**Green Bay 77 • 0-3**

##	Player	Total		3-Ptr	Rebounds			PF	TP	A	TO	Blk	Stl	Min
		FG-FGA	FG-FGA		Off	Def	Tot							
04	Fouse, Jordan	r	3-7	1-3	2-4	0	3	3	2	9	2	1	0	3
45	Lowe, Kenneth	r	3-5	0-0	1-1	1	0	1	1	7	2	2	2	24
02	Botz, Turner	g	0-6	0-2	0-0	0	0	0	3	0	1	0	0	18
12	Love, Carrington	g	3-12	1-5	0-0	1	1	2	1	7	5	1	0	23
34	Cooper, Charles	g	6-10	0-1	2-2	1	2	3	3	14	0	2	0	18
01	Kanter, Kerem	g	3-5	0-1	0-1	1	2	3	1	6	0	0	0	13
03	Small, Khalil	g	1-7	0-2	4-4	1	1	2	2	6	1	1	0	15
05	Brown, Avery	g	3-6	3-3	0-2	0	4	4	0	9	0	1	0	13
11	Brown, Anthony	g	3-6	0-0	2-4	1	4	5	1	8	1	1	0	20
23	Hurdle, Jamar	g	2-3	0-0	2-3	1	2	3	1	6	0	1	0	14
32	Findlay, Tevin	g	2-4	1-2	0-0	0	0	0	1	5	2	0	0	16
50	Uwadiae, Henry	g	0-0	0-0	0-0	0	0	0	0	0	0	0	0	4
Team					3	2	5							
Totals			29-71	6-19	13-21	10	21	31	16	77	14	10	2	200
FG % 1st Half: 13-38		34.2%	2nd half: 16-33		48.5%	Game: 29-71		40.8%	Deadball Rebounds 4.2					
3FG % 1st Half: 2-11		18.2%	2nd half: 4-8		50.0%	Game: 6-19		31.6%						
FT % 1st Half: 2-4		50.0%	2nd half: 11-17		64.7%	Game: 13-21		61.9%						

**Georgia Tech 107 • 3-0**

##	Player	Total		3-Ptr	Rebounds			PF	TP	A	TO	Blk	Stl	Min
		FG-FGA	FG-FGA		Off	Def	Tot							
00	Mitchell, Charles	r	6-11	0-0	3-4	6	6	12	3	15	0	2	0	23
32	Jacobs, Nick	r	5-7	0-0	2-3	2	6	8	1	12	3	1	4	21
02	Smith, Adam	g	5-9	4-6	0-0	0	2	2	0	14	5	0	0	20
03	Georges-Hunt, Marcus	g	4-6	2-3	3-4	1	0	1	3	13	5	2	1	21
11	Heath, Josh	g	6-7	1-2	0-0	0	0	0	1	13	3	0	0	20
01	Jackson, Tadic	g	2-8	1-4	1-2	0	0	0	2	6	1	2	0	15
05	Heyward, Corey	g	1-2	0-1	0-0	0	1	1	0	2	0	0	0	6
10	Jorgenson, Travis	g	2-4	1-3	0-0	0	1	1	2	5	3	1	0	18
12	Stephens, Quinton	g	5-11	2-5	2-2	2	6	8	1	14	2	1	2	20
33	White, James	g	2-3	0-0	1-2	1	4	5	4	5	0	3	0	13
42	Rowland, Rand	g	0-0	0-0	0-0	0	0	0	2	0	0	0	0	4
44	Lammers, Ben	g	4-7	0-0	0-1	1	8	9	1	8	1	0	2	19
Team					2	2	4							
Totals			42-75	11-24	12-18	15	36	51	20	107	23	12	9	200
FG % 1st Half: 23-32		71.9%	2nd half: 19-43		44.2%	Game: 42-75		56.0%	Deadball Rebounds 1					
3FG % 1st Half: 6-10		60.0%	2nd half: 5-14		35.7%	Game: 11-24		45.8%						
FT % 1st Half: 4-6		66.7%	2nd half: 8-12		66.7%	Game: 12-18		66.7%						

Officials: Jerry Heater, Lamar Simpson, Lamont Simpson  
Technical fouls: Green Bay-None. Georgia Tech-None.  
Attendance: 4252

Score by periods	1st	2nd	Total
Green Bay	30	47	77
Georgia Tech	56	51	107

Last FG - GB 2nd-00:59, GT 2nd-01:08.  
Largest lead - GB None, GT by 37 2nd-03:30.  
GB led for 00:00. GT led for 39:40. Game was tied for 00:20.

Score tied - 0 times.  
Lead changed - 0 times.

Points	In	Off	2nd	Fast
GB	40	17	12	22
GT	38	20	21	40

Official Basketball Box Score -- Game Totals -- Final Statistics  
**Tennessee vs Georgia Tech**  
11/16/15 7 p.m. at McCamish Pavilion, Atlanta, Ga.

**Tennessee 67 • 1-1**

#	Player		Total		3-Ptr	Rebounds			PF	TP	A	TO	Blk	Stl	Min
			FG-FGA	FG-FGA	FT-FTA	Off	Def	Tot							
04	Moore, Armani	r	5-20	1-1	6-8	1	5	6	3	17	1	6	4	4	32
23	Reese, Derek	r	1-2	0-0	0-0	5	5	10	2	2	1	1	0	1	24
00	Punter, Kevin	g	4-11	0-0	1-4	2	2	4	2	9	2	4	0	0	30
03	Hubbs III, Robert	g	6-16	0-2	1-1	2	3	5	3	13	3	1	0	0	36
34	Baulkman, Devon	g	3-13	1-8	0-0	3	1	4	1	7	2	1	0	0	28
02	Kasongo, Ray	g	0-1	0-0	0-2	1	1	2	0	0	0	0	0	0	2
11	Alexander, Kyle	g	0-0	0-0	0-0	0	2	2	0	0	0	0	0	0	5
15	Mostella, Detrick	g	3-6	2-4	1-2	2	4	6	1	10	0	3	0	0	23
21	McGhee, Jabari	g	5-8	0-0	0-0	2	2	4	4	9	0	0	0	1	20
Team						6	4	10							
Totals			27-77	4-15	9-17	24	29	53	16	67	9	16	4	6	200
FG % 1st Half: 16-42			38.1%	2nd half: 11-35	31.4%	Game: 27-77			35.1%	Deadball Rebounds 5					
3FG % 1st Half: 2-7			28.6%	2nd half: 2-8	25.0%	Game: 4-15			26.7%						
FT % 1st Half: 4-7			57.1%	2nd half: 5-10	50.0%	Game: 9-17			52.9%						

Official Basketball Box Score -- Game Totals -- Final Statistics  
**Arkansas vs Georgia Tech**  
11/26/15 2:00 p.m. at Brooklyn, N.Y. (Barclays Center)

**Arkansas 73 • 2-2**

##	Player	Total		3-Ptr		Rebounds			PF	TP	A	TO	Blk	Stl	Min
		FG-FGA	FG-FGA	FT-FTA	Off	Def	Tot								
55	MILES, Keaton	r	2-5	0-0	0-0	2	1	3	3	4	2	1	0	1	19
33	KINGSLEY, Moses	c	5-8	0-0	3-6	4	5	9	5	13	0	2	1	0	23
04	DURHAM, Jabril	g	2-6	0-3	1-3	0	5	5	2	5	6	2	0	1	33
05	BELL, Anthon	g	5-12	4-8	0-1	0	0	0	1	14	0	1	2	0	27
24	WHITT, Jimmy	g	4-12	0-0	2-2	0	3	3	4	10	1	1	0	0	29
01	THOMPSON, Trey		0-0	0-0	0-0	0	1	1	2	0	0	1	0	0	7
03	HANNAHS, Dusty		5-10	2-3	5-5	0	0	0	4	17	2	2	0	0	24
21	WATKINS, Manuale		2-5	0-0	1-2	1	0	1	1	5	3	2	0	4	23
50	KOUASSI, Willy		1-2	0-0	3-4	0	2	2	1	5	0	0	2	0	15
Team						2	0	2							
Totals			26-60	6-14	15-23	9	17	26	23	73	14	12	5	6	200
FG % 1st Half: 14-25		56.0%	2nd half: 12-35		34.3%	Game: 26-60		43.3%	Deadball						
3FG % 1st Half: 5-8		62.5%	2nd half: 1-6		16.7%	Game: 6-14		42.9%	Rebounds						
FT % 1st Half: 5-7		71.4%	2nd half: 10-16		62.5%	Game: 15-23		65.2%	1						

**Georgia Tech 83 • 4-1**

##	Player	Total		3-Ptr		Rebounds			PF	TP	A	TO	Blk	Stl	Min
		FG-FGA	FG-FGA	FT-FTA	Off	Def	Tot								
00	Mitchell, Charles	r	5-8	0-0	8-10	7	11	18	3	18	3	2	0	0	32
03	Georges-Hunt, Marcus	r	5-13	3-5	6-6	2	4	6	2	19	2	5	0	0	35
32	Jacobs, Nick	c	3-8	0-0	1-2	0	1	1	4	7	0	2	1	0	18
02	Smith, Adam	g	6-12	5-7	2-4	0	3	3	3	19	0	2	0	1	26
11	Heath, Josh	g	1-4	0-1	2-2	2	1	3	1	4	5	1	0	2	27
01	Jackson, Tadic		0-1	0-1	0-0	0	0	0	0	0	0	0	0	0	8
10	Jorgenson, Travis		1-3	0-2	0-0	0	1	1	0	2	4	1	0	0	13
12	Stephens, Quinton		1-2	0-0	0-0	1	2	3	2	2	0	0	1	0	15
33	White, James		1-3	0-0	0-2	0	1	1	3	2	0	0	0	1	4
44	Lammers, Ben		5-6	0-0	0-1	4	4	8	2	10	1	2	0	1	22
Team						2	4	6			1				
Totals			28-60	8-16	19-27	18	32	50	20	83	15	16	2	5	200
FG % 1st Half: 16-34		47.1%	2nd half: 12-26		46.2%	Game: 28-60		46.7%	Deadball						
3FG % 1st Half: 4-9		44.4%	2nd half: 4-7		57.1%	Game: 8-16		50.0%	Rebounds						
FT % 1st Half: 5-8		62.5%	2nd half: 14-19		73.7%	Game: 19-27		70.4%	5						

Officials: Ed Corbett, Gary Prager, Clarence Armstrong  
Technical fouls: Arkansas-None. Georgia Tech-None.  
Attendance: 1283  
2015 NIT Season Tip-Off Semifinals Game 1

Score by periods	1st	2nd	Total
Arkansas	38	35	73
Georgia Tech	41	42	83

Last FG - ARK 2nd-00:24, GT 2nd-00:08.  
Largest lead - ARK by 2 1st-02:58, GT by 10 1st-09:09.  
ARK led for 00:33. GT led for 37:44. Game was tied for 01:43.

Score tied - 2 times.  
Lead changed - 2 times.

Official Basketball Box Score -- Game Totals -- Final Statistics  
**Georgia Tech vs Villanova**  
11/27/15 3:00 p.m. at Brooklyn, N.Y. (Barclays Center)

**Georgia Tech 52 • 4-2**

##	Player	Total		3-Ptr		Rebounds			PF	TP	A	TO	Blk	Stl	Min
		FG-FGA	FG-FGA	FT-FTA	Off	Def	Tot								
00	Mitchell, Charles	r	7-12	0-0	2-2	4	7	11	2	16	0	1	0	1	30
32	Jacobs, Nick	r	1-7	0-0	0-0	1	6	7	3	2	0	3	0	0	18
02	Smith, Adam	g	1-9	1-6	0-0	0	2	2	2	3	0	2	0	0	22
03	Georges-Hunt, Marcus	g	2-8	0-0	2-4	1	1	2	1	6	2	1	0	0	35
11	Heath, Josh	g	1-1	0-0	4-4	0	2	2	4	6	4	2	0	0	24
01	Jackson, Tadic		3-10	0-4	1-2	1	0	1	1	7	0	1	0	0	18
10	Jorgenson, Travis		1-2	0-1	0-1	0	1	1	0	2	1	0	0	0	16
12	Stephens, Quinton		2-4	1-3	1-2	0	0	0	0	6	0	2	0	0	11
33	White, James		2-2	0-0	0-0	1	2	3	1	4	0	1	0	0	13
44	Lammers, Ben		0-1	0-0	0-0	1	1	2	2	0	0	0	1	1	13
Team						7	1	8			1				
Totals			20-56	2-14	10-15	16	23	39	16	52	7	14	1	2	200
FG % 1st Half: 10-27		37.0%	2nd half: 10-29		34.5%	Game: 20-56		35.7%	Deadball						
3FG % 1st Half: 2-7		28.6%	2nd half: 0-7		0.0%	Game: 2-14		14.3%	Rebounds						
FT % 1st Half: 1-2		50.0%	2nd half: 9-13		69.2%	Game: 10-15		66.7%	2						

**Villanova 69 • 6-0**

##	Player	Total		3-Ptr		Rebounds			PF	TP	A	TO	Blk	Stl	Min
		FG-FGA	FG-FGA	FT-FTA	Off	Def	Tot								
02	JENKINS, Kris	r	3-10	3-10	3-4	0	2	2	3	12	0	2	0	0	27
23	OCHEFU, Daniel	r	2-3	0-0	0-1	2	2	4	2	4	1	0	1	1	17
01	BRUNSON, Jalen	g	5-8	0-3	3-4	0	3	3	2	13	2	2	0	2	25
03	HART, Josh	g	6-11	1-5	0-0	2	5	7	0	13	2	2	0	1	34
15	ARCIDIACONO, Ryan	g	4-6	1-2	0-1	0	2	2	4	9	2	2	0	1	24
05	BOOTH, Phil		3-7	1-3	0-0	0	1	1	2	7	2	0	0	0	28
10	DIVINCENZO, Donte		1-1	1-1	0-0	0	0	0	1	3	0	0	0	0	7
25	BRIDGES, Mikal		1-3	1-3	0-0	0	1	1	1	3	0	0	1	0	17
44	REYNOLDS, Darryl		2-2	0-0	1-1	1	5	6	3	5	0	1	1	0	21
Team						0	2	2			1				
Totals			27-51	8-27	7-11	5	23	28	18	69	9	10	3	5	200
FG % 1st Half: 12-25		48.0%	2nd half: 15-26		57.7%	Game: 27-51		52.9%	Deadball						
3FG % 1st Half: 3-12		25.0%	2nd half: 5-15		33.3%	Game: 8-27		29.6%	Rebounds						
FT % 1st Half: 3-5		60.0%	2nd half: 4-6		66.7%	Game: 7-11		63.6%	0						

Officials: Ed Corbett, Bo Boroski, Clarence Armstrong  
Technical fouls: Georgia Tech-None. Villanova-None.  
Attendance: 4156  
2015 NIT Season Tip-Off Championship Game  
Villanova wins 2015 NIT Season Tip-Off  
All-Tournament: Bell (ARK), R. Allen (STAN), Mitchell (GT), Hart (VIL)  
Tournament MVP: Jalen Brunson, Villanova

Score by periods	1st	2nd	Total
Georgia Tech	23	29	52
Villanova	30	39	69

Points	In	Off	2nd	Fast	Bench
GT	30	8	11	4	19
VU	28	14	5	4	18

Last FG - GT 2nd-00:50, VU 2nd-00:21.  
Largest lead - GT by 1 1st-16:24, VU by 19 2nd-06:42.  
GT led for 00:36. VU led for 37:42. Game was tied for 01:42.

Score tied - 2 times.  
Lead changed - 2 times.

Official Basketball Box Score -- Game Totals -- Final Statistics  
**Wofford vs Georgia Tech**  
12/1/15 7 p.m. at McCamish Pavilion, Atlanta, Ga.

**Wofford 61 • 2-4**

#	Player		Total		3-Ptr		Rebounds			PF	TP	A	TO	Blk	Stl	Min		
			FG-FGA	FG-FGA	FT-FTA	Off	Def	Tot										
31	Neumann,CJ	f	4-5	0-0	0-0	1	1	2	3	8	0	1	0	1	1	23		
33	Jackson,Cameron	r	1-1	0-0	2-2	2	1	3	5	4	1	1	0	1	1	9		
05	Garcia,Eric	g	1-4	1-3	6-6	0	1	1	3	9	4	1	0	1	1	26		
12	Collins,Spencer	g	2-9	1-5	0-0	0	0	0	3	5	3	1	0	1	1	28		
20	Allen,Jaylen	g	1-6	0-4	1-1	2	0	2	2	3	2	0	0	0	0	21		
01	Brooks,Derrick		0-0	0-0	0-0	0	1	1	0	0	0	1	0	0	0	14		
03	Magee,Fletcher		2-7	0-3	0-0	0	1	1	2	4	2	1	0	0	0	24		
04	Korkowski,Zach		1-1	0-0	1-1	0	0	0	0	3	0	0	0	0	0	2		
11	Perez,Bobby		0-1	0-0	0-0	0	0	0	1	0	1	0	0	0	0	3		
15	Stumpe,Trevor		1-1	1-1	2-2	0	0	0	0	5	0	0	0	0	0	4		
24	Gordon,Justin		7-14	0-0	0-0	0	5	5	3	14	0	2	1	0	0	26		
35	Sawvell,Ryan		2-3	0-1	0-0	0	3	3	0	4	0	0	1	0	0	10		
50	Pegram,Matthew		1-3	0-0	0-0	0	1	1	4	2	0	0	0	0	0	10		
Team						0	3	3										
Totals						23-55	3-17	12-12	1	17	22	26	61	13	8	2	41	200
FG % 1st Half: 14-28			50.0%	2nd half: 9-27			33.3%	Game: 23-55			41.8%	Deadball Rebounds 0						
3FG % 1st Half: 2-7			28.6%	2nd half: 1-10			10.0%	Game: 3-17			17.6%							
FT % 1st Half: 0-0			0.0%	2nd half: 12-12			100.0%	Game: 12-12			100.0%							



Official Basketball Box Score -- Game Totals -- Final Statistics  
**VCU vs Georgia Tech**  
12/15/15 9 p.m. at McCamish Pavilion, Atlanta, Ga.

**VCU 64 • 5-4**

#	Player		Total		3-Ptr	Rebounds			PF	TP	A	TO	Blk	Stl	Min
			FG-FGA	FG-FGA		FT-FTA	Off	Def							
11	Gilmore, Michael	f	1-2	0-1	0-0	0	2	2	3	2	0	0	0	1	9
12	Allie-Cox, Mo	f	1-6	0-0	2-2	4	3	7	2	4	1	1	3	1	27
01	Lewis, JeQuan	g	2-7	1-3	2-2	0	0	0	4	7	4	6	0	0	17
20	Burgess, Jordan	g	1-3	0-2	0-0	3	3	6	2	2	0	1	0	0	24
32	Johnson, Melvin	g	6-17	3-10	2-2	0	0	0	2	17	0	0	0	1	33
04	Tillman, Justin	g	6-10	0-0	6-6	4	0	4	2	18	0	3	0	0	25
05	Brooks, Doug	g	2-15	2-10	0-0	1	4	5	5	6	3	0	0	1	22
10	Williams, Jonathan	g	0-1	0-0	0-0	0	0	0	0	0	0	0	0	0	7
23	Hamdy Mohamed, Ahm	g	1-2	0-0	0-0	1	0	1	0	2	0	1	0	0	10
24	Billbury, Korey	g	3-8	0-1	0-0	1	4	5	2	6	2	0	0	2	26
Team						1	5	6				1			
Totals			23-71	6-27	12-12	15	21	36	22	64	10	13	3	6	200
FG % 1st Half: 12-33 36.4% 2nd half: 11-38 28.9% Game: 23-71 32.4%															
3FG % 1st Half: 1-10 10.0% 2nd half: 5-17 29.4% Game: 6-27 22.2%															
FT % 1st Half: 2-2 100.0 2nd half: 10-10 100.0 Game: 12-12 100.0															
Deadball Rebounds 3															

**Georgia Tech 77 • 7-2**

#	Player		Total		3-Ptr	Rebounds			PF	TP	A	TO	Blk	Stl	Min
			FG-FGA	FG-FGA		FT-FTA	Off	Def							
00	Mitchell, Charles	r	6-10	0-0	0-0	3	8	11	1	12	0	1	1	2	31
32	Jacobs, Nick	r	2-6	0-0	2-2	2	4	6	1	6	0	1	1	1	24
02	Smith, Adam	g	3-9	1-5	2-2	0	4	4	1	9	2	0	0	0	31
03	Georges-Hunt, Marcus	g	4-7	1-2	11-12	0	1	1	4	20	2	5	0	0	24
11	Heath, Josh	g	3-5	1-1	5-6	0	2	2	2	12	1	3	0	1	29
01	Jackson, Tadic		1-7	0-1	4-4	0	3	3	1	6	4	2	0	1	24
12	Stephens, Quinton		2-4	2-3	0-0	0	2	2	1	6	2	2	0	0	14
33	White, James		3-7	0-0	0-0	5	3	8	2	6	0	0	0	0	16
44	Lammers, Ben		0-1	0-0	0-0	1	1	2	1	0	0	1	1	0	7
Team						1	1	2							
Totals			24-56	5-12	24-26	12	29	41	14	77	11	15	3	5	200
FG % 1st Half:			9-28	32.1%	2nd half:	15-28	53.6%	Game:	24-56	42.9%	Deadball				
3FG % 1st Half:			2-6	33.3%	2nd half:	3-6	50.0%	Game:	5-12	41.7%	Rebounds				
FT % 1st Half:			7-8	87.5%	2nd half:	17-18	94.4%	Game:	24-26	92.3%	1,1				

Score by periods	1st	2nd	Total
VCU	27	37	64
Georgia Tech	27	50	77

Points	In	Off	2nd	Fast
VCU	26	19	16	16
GT	32	17	14	8
				32
				18

Last FG - VCU 2nd-00:29, GT 2nd-00:53.  
Largest lead - VCU by 4 1st-03:27, GT by 15 2nd-02:59.  
VCU led for 09:43. GT led for 24:39. Game was tied for 05:38.

Score tied - 7 times.  
Lead changed - 9 times.

Official Basketball Box Score -- Game Totals -- Final Statistics  
**Southeastern Louisiana vs Georgia Tech**  
12/21/15 7 p.m. at McCamish Pavilion, Atlanta, Ga.

**Southeastern Louisiana 62 • 2-10**

#	Player		Total		3-Ptr	Rebounds			PF	TP	A	TO	Blk	Stl	Min	
			FG-FGA	FG-FGA		FT-FTA	Off	Def								Tot
01	Capps, Jordan	r	2-5	0-1	5-8	1	0	1	4	9	0	1	1	0	25	
13	Greenwood, Mo	r	7-14	0-0	2-4	1	4	5	4	16	3	1	0	0	34	
33	Grieves, Daniel	r	0-3	0-3	0-0	0	2	2	4	0	0	0	2	0	15	
03	Filmore, Joshua	g	8-13	4-8	0-0	0	1	1	0	20	1	1	0	0	33	
10	Jackson, Zay	g	4-11	0-2	1-1	0	6	6	0	9	5	1	0	1	35	
00	Veal, Marlain	g	0-3	0-1	0-0	1	1	2	2	0	3	3	0	0	20	
04	Nelson, Dominic	g	1-2	0-0	0-0	0	5	5	2	2	0	3	0	0	15	
05	Hawkins, Mike	g	3-4	0-1	0-0	0	3	3	0	6	0	0	0	1	23	
Team						3	1	4								
Totals				25-55	4-16	8-13	6	23	29	16	62	12	10	3	2	200
FG % 1st Half:			9-28	32.1%	2nd half:	16-27	59.3%	Game:		25-55	45.5%	Deadball Rebounds				
3FG % 1st Half:			0-7	0.0%	2nd half:	4-9	44.4%	Game:		4-16	25.0%	1				
FT % 1st Half:			3-5	60.0%	2nd half:	5-8	62.5%	Game:		8-13	61.5%					

**Georgia Tech 75 • 8-3**

#	Player		Total		3-Ptr	Rebounds					PF	TP	A	TO	Blk	Stl	Min
			FG-FGA	FG-FGA		FT-FTA	Off	Def	Tot								
00	Mitchell, Charles	f	4-9	0-0	6-11	6	9	15	2	14	1	2	0	1	0	1	29
33	White, James	r	6-10	0-0	0-0	6	7	13	3	12	0	0	1	0	0	1	22
02	Smith, Adam	g	6-11	4-7	0-0	0	0	0	1	16	0	0	0	0	0	0	26
03	Georges-Hunt, Marcus	g	4-10	4-6	2-2	0	2	2	1	14	1	0	0	1	0	1	30
11	Heath, Josh	g	1-3	0-1	0-0	0	1	1	1	2	9	1	0	0	0	0	24
01	Jackson, Tadic		0-2	0-1	1-2	0	1	1	2	1	2	0	0	1	0	1	15
10	Jorgenson, Travis		1-3	1-3	0-1	0	1	1	0	3	2	1	0	0	0	0	13
12	Stephens, Quinton		0-7	0-4	0-0	0	1	1	0	0	3	0	0	0	0	0	12
32	Jacobs, Nick		4-6	0-0	1-2	2	2	4	2	9	0	2	0	1	0	1	15
44	Lammers, Ben		1-1	0-0	2-2	1	3	4	0	4	1	0	1	0	1	0	14
Team						0	1	1									
Totals				27-62	9-22	12-20	15	28	43	12	75	19	8	2	4	1	200
FG % 1st Half: 13-34			38.2%	2nd half: 14-28			50.0%	Game: 27-62			43.5%	Deadball Rebounds					
3FG % 1st Half: 6-17			35.3%	2nd half: 3-5			60.0%	Game: 9-22			40.9%	5					
FT % 1st Half: 2-4			50.0%	2nd half: 10-16			62.5%	Game: 12-20			60.0%						

Score by periods	1st	2nd	Total
Southeastern Louisiana	21	41	62
Georgia Tech	34	41	75

Points	In	Off	2nd	Fast
SLU	34	6	13	8
GT	28	9	19	15
				17

Last FG - SLU 2nd-00:17, GT 2nd-04:09.  
Largest lead - SLU by 2 1st-18:46, GT by 24 2nd-16:27.  
SLU led for 00:54. GT led for 37:52. Game was tied for 01:14.

Score tied - 0 times.  
Lead changed - 1 time.

Official Basketball Box Score -- Game Totals -- Final Statistics  
**Georgia Tech vs Georgia**  
12/19/15 12 p.m. at Stegeman Coliseum, Athens, Ga.

**Georgia Tech 61 • 7-3**

#	Player		Total		3-Ptr	Rebounds			PF	TP	A	TO	Blk	Stl	Min
			FG-FGA	FG-FGM	FT-FTA	Off	Def	Tot							
00	Mitchell, Charles	r	0-3	0-0	0-0	0	4	4	4	0	0	0	2	0	15
32	Jacobs, Nick	r	3-7	0-0	4-5	2	4	6	2	10	1	1	0	0	28
02	Smith, Adam	g	4-12	3-8	0-0	0	0	0	5	11	2	1	0	0	28
03	Georges-Hunt, Marcus	g	1-5	0-2	9-10	1	2	3	4	11	0	4	0	0	25
11	Heath, Josh	g	2-5	0-2	0-0	0	1	1	4	4	3	1	1	0	26
01	Jackson, Tadicr		5-11	3-6	1-2	0	1	1	1	14	1	0	0	2	24
10	Jorgenson, Travis		0-1	0-1	0-0	0	1	1	0	0	2	0	0	0	8
12	Stephens, Quinton		1-1	1-1	0-0	1	0	1	2	3	1	3	0	0	11
33	White, James		2-3	0-0	0-0	3	5	8	4	4	0	1	0	0	15
44	Lammers, Ben		2-3	0-0	0-0	1	4	5	2	4	0	1	1	2	20
	Team					3	1	4							
Totals			20-51	7-20	14-17	11	23	34	28	61	10	12	4	4	200
FG % 1st Half: 12-24			50.0%	2nd half: 8-27	29.6%	Game: 20-51			39.2%	Deadball					
3FG % 1st Half: 3-9			33.3%	2nd half: 4-11	36.4%	Game: 7-20			35.0%	Rebounds					
FT % 1st Half: 7-9			77.8%	2nd half: 7-8	87.5%	Game: 14-17			82.4%	1					



Official Basketball Box Score -- Game Totals -- Final Statistics  
**Georgia Tech vs Notre Dame**  
**1/13/16 9 PM at Notre Dame, Ind. - Purcell Pavilion**

**Georgia Tech 64 • 11-6, 1-3**

#	Player		Total		3-Ptr	Rebounds			PF	TP	A	TO	Blk	Stl	Min	
			FG-FGA	FG-FGA		Off	Def	Tot								
00	Mitchell, Charles	r	3-9	0-0	1-2	4	9	13	1	7	0	2	0	1	25	
12	Stephens, Quinton	f	1-8	0-3	0-2	3	2	5	0	2	0	0	0	0	23	
33	White, James	r	0-0	0-0	1-2	0	2	2	3	1	1	0	0	0	12	
02	Smith, Adam	g	4-14	4-11	3-4	0	2	2	3	15	2	0	0	0	31	
03	Georges-Hunt, Marcus	g	7-16	0-3	4-4	1	2	3	4	18	3	1	0	1	37	
01	Jackson, Tadic		2-5	1-2	2-2	1	0	1	1	7	0	0	0	0	12	
10	Jorgenson, Travis		0-0	0-0	0-0	0	0	0	0	0	0	0	0	0	4	
11	Heath, Josh		1-4	0-0	0-0	1	2	3	4	2	5	1	0	0	23	
32	Jacobs, Nick		5-14	0-0	0-0	2	2	4	3	10	0	1	0	0	15	
44	Lammers, Ben		1-2	0-0	0-1	4	3	7	2	2	0	0	3	0	18	
Team						2	1	3								
Totals				24-72	5-19	11-17	18	25	43	21	64	11	5	3	2	200
FG % 1st Half: 9-36 25.0%			2nd half: 15-36 41.7%	Game: 24-72 33.3%			Deadball Rebounds 3									
3FG % 1st Half: 1-8 12.5%			2nd half: 4-11 36.4%	Game: 5-19 26.3%												
FT % 1st Half: 8-12 66.7%			2nd half: 3-5 60.0%	Game: 11-17 64.7%												

**Notre Dame 72 • 11-5, 2-2**

#	Player		Total		3-Ptr	Rebounds			PF	TP	A TO Blk Stl				Min		
			FG-FGA	FG-FGA		FT-FTA	Off	Def			Tot	A	TO	Blk		Stl	
03	Beachem,VJ	r	1-3	0-1	4-4	1	4	5	2	6	0	0	1	0	28		
04	Ryan,Matt	r	3-9	1-6	3-4	0	7	7	3	10	1	0	0	1	35		
30	Auguste,Zach	r	10-13	0-0	4-6	4	5	9	1	24	0	1	2	0	34		
11	Jackson,Demetrius	g	2-11	1-7	13-14	0	9	9	3	18	8	3	0	1	39		
32	Vasturia,Steve	g	3-9	0-1	0-0	1	3	4	0	6	2	1	0	0	39		
00	Pflueger,Rex		0-0	0-0	0-0	0	0	0	0	0	0	0	0	0	4		
05	Farrell,Matt		0-2	0-0	0-0	0	0	0	0	0	0	0	0	0	4		
35	Colson,Bonzie		2-7	0-0	4-4	2	2	4	3	8	0	1	0	1	17		
Team						2	3	5									
Totals						21-54	2-15	28-32	10	33	43	16	72	11	6	3	200
FG % 1st Half: 10-31			32.3%	2nd half: 11-23	47.8%	Game: 21-54			38.9%	Deadball Rebounds							
3FG % 1st Half: 1-7			14.3%	2nd half: 1-8	12.5%	Game: 2-15			13.3%	2							
FT % 1st Half: 9-10			90.0%	2nd half: 19-22	86.4%	Game: 28-32			87.5%								

Officials: Terry Wymer, Tim Comer, Jeff Clark  
Technical fouls: Georgia Tech-None. Notre Dame-None.  
Attendance: 7795

Score by periods	1st	2nd	Total
Georgia Tech	27	37	64
Notre Dame	30	42	72

Last FG - GT 2nd-00:29, ND 2nd-04:24.  
Largest lead - GT by 2 1st-09:47, ND by 9 2nd-04:24.  
GT led for 00:42. ND led for 34:07. Game was tied for 05:11.

	In	Off	2nd	Fast	
Points	Paint	T/O	Chance	Break	Bench
GT	32	8	16	0	21
ND	38	4	14	4	8

Score tied - 6 times.  
Lead changed - 2 times.

Official Basketball Box Score -- Game Totals -- Final Statistics  
**Virginia Tech vs Georgia Tech**  
**1/16/16 12 p.m. at McCamish Pavilion, Atlanta, Ga.**

**Virginia Tech 78 • 12-6, 4-1 ACC**

#	Player		Total		3-Ptr		Rebounds			PF	TP	A TO Blk Stl				Min
			FG-FGA	FG-FGA	FT-FTA	Off	Def	Tot	A			TO	Blk	Stl		
00	Henry, Shane	r	1-1	0-0	0-0	0	2	2	3	2	0	1	0	0	9	
32	LeDay, Zach	r	7-15	1-4	6-8	1	6	7	1	21	0	2	4	0	33	
04	Allen, Seth	g	1-4	0-1	11-13	0	2	2	3	13	4	5	1	2	26	
10	Bibbs, Justin	g	2-8	2-5	2-2	0	5	5	2	8	1	0	0	0	33	
23	Hudson, Jalen	g	3-6	1-1	0-2	0	1	1	0	7	2	0	0	0	21	
05	Robinson, Justin		4-7	0-1	1-2	0	2	2	2	9	4	1	0	1	23	
11	Wilson, Devin		1-1	0-0	2-2	0	0	0	1	4	1	1	0	1	24	
21	Pierce, Satchel		2-3	0-0	0-0	0	3	3	4	4	0	1	0	0	6	
24	Blackshear Jr, Kerry		2-6	0-0	6-7	4	2	6	3	10	0	2	0	1	25	
Team						0	3	3								
Totals			23-51	4-12	28-36	5	26	31	19	78	12	14	5	5	200	
FG % 1st Half: 13-27 48.1% 2nd half: 10-24 41.7% Game: 23-51 45.1%																
3FG % 1st Half: 2-5 40.0% 2nd half: 2-7 28.6% Game: 4-12 33.3%																
FT % 1st Half: 5-9 55.6% 2nd half: 23-27 85.2% Game: 28-36 77.8%																
Deadball Rebounds 3.1																

**Georgia Tech 77 • 11-7, 1-4 ACC**

#	Player	Total		3-Ptr	Rebounds			PF	TP	A TO Blk Stl				Min	
		FG-FGA	FG-FGA		FT-FTA	Off	Def			Tot	A	TO	Blk		Stl
00	Mitchell, Charles	r	3-8	0-0	0-2	3	2	5	5	6	3	2	1	1	23
12	Stephens, Quinton	r	1-3	0-2	2-2	1	2	3	2	4	1	0	1	0	13
33	White, James	r	1-3	0-0	0-2	0	5	5	3	2	0	0	3	0	19
02	Smith, Adam	g	2-13	1-7	0-0	0	1	1	3	5	3	0	0	0	31
03	Georges-Hunt, Marcus	g	11-18	2-4	3-4	1	3	4	2	27	2	4	0	0	34
01	Jackson, Tadic		3-5	1-2	0-0	0	2	2	1	7	1	2	0	0	14
10	Jorgenson, Travis		1-1	0-0	0-0	0	3	3	2	2	4	0	0	1	13
11	Heath, Josh		1-2	0-0	1-2	0	0	0	2	3	2	3	0	0	15
32	Jacobs, Nick		7-11	0-0	1-2	2	5	7	2	15	0	2	1	1	21
44	Lammers, Ben		2-2	0-0	2-2	2	4	6	3	6	0	0	4	0	17
Team						1	1	2							
Totals			32-66	4-15	9-16	10	28	38	25	77	16	13	10	3	200
FG % 1st Half: 17-34 50.0% 2nd half: 15-32 46.9% Game: 32-66 48.5%															
3FG % 1st Half: 3-7 42.9% 2nd half: 1-8 12.5% Game: 4-15 26.7%															
FT % 1st Half: 6-7 85.7% 2nd half: 3-9 33.3% Game: 9-16 56.3%															
Deadball Rebounds 4															

Officials: Bryan Kersey, Jamie Luckie, William Humes  
Technical fouls: Virginia Tech-None. Georgia Tech-None.  
Attendance: 6470

Score by periods	1st	2nd	Total
Virginia Tech	33	45	78
Georgia Tech	43	34	77

Last FG - VT 2nd-00:58, GT 2nd-00:30.  
Largest lead - VT by 2 2nd-00:58, GT by 15 1st-08:40.  
VT led for 00:08. GT led for 37:37. Game was tied for 02:15.

	In	Off	2nd	Fast	
Points	Paint	T/O	Chance	Break	Bench
VT	38	14	3	14	27
GT	52	20	11	28	33

Score tied - 2 times.  
Lead changed - 1 time.

Official Basketball Box Score -- Game Totals -- Final Statistics  
**Louisville vs Georgia Tech**  
**1/23/16 4 p.m. at McCamish Pavilion, Atlanta, Ga.**

**Louisville 75 • 16-3, 5-1 ACC**

#	Player		Total		3-Ptr	Rebounds			PF	TP	A TO Blk Stl				Min	
			FG-FGA	FG-FGA		FT-FTA	Off	Def			Tot	A	TO	Blk		Stl
10	Johnson, Jaylen	r	1-6	0-1	0-1	2	0	2	2	2	0	1	0	1	15	
32	Onuaku, Chinanu	r	4-11	0-0	4-5	4	7	11	4	12	4	0	1	1	30	
00	Lee, Damion	g	6-11	3-6	2-3	0	3	3	3	17	2	2	0	1	38	
02	Snider, Quentin	r	1-5	0-2	2-4	3	2	5	2	4	3	1	0	0	24	
03	Lewis, Trey	g	5-11	2-5	0-1	0	1	1	0	12	2	1	0	1	36	
13	Spalding, Ray		1-2	0-0	0-1	0	0	0	3	2	0	0	0	0	8	
14	Mahmoud, Anas		6-9	0-0	3-6	2	2	4	0	15	2	0	1	0	27	
22	Adel, Deng		0-1	0-1	0-0	0	1	1	0	0	0	0	0	0	2	
45	Mitchell, Donovan		3-5	1-3	4-4	0	3	3	3	11	0	1	0	1	20	
Team						3	0	3								
Totals				27-61	6-18	15-25	14	19	33	17	75	13	6	2	5	200
FG % 1st Half:			12-36	33.3%	2nd half:	15-25	60.0%	Game:	27-61	44.3%	Deadball					
3FG % 1st Half:			3-10	30.0%	2nd half:	3-8	37.5%	Game:	15-18	33.3%	Rebounds					
FT % 1st Half:			5-6	83.3%	2nd half:	10-19	52.6%	Game:	16-25	60.0%	3					