



# STATE BASKETBALL

17 Conference Championships • 3 Final Fours • 2 National Championships

## 2015-16 NC State Basketball Schedule

### NOVEMBER

11/8/15	CAL STATE LOS ANGELES (Exh.)	W, 71-54
11/13/15	WILLIAM & MARY	L, 85-68
11/15/15	SOUTH ALABAMA !	W, 88-70
11/18/15	IUPUI !	W, 79-56
11/23/15	vs. Arizona State %	L, 79-76
11/24/15	vs. #22/17 LSU %	W, 83-72 (ot)
11/27/15	WINTHROP	W, 87-79

### DECEMBER

12/1/15	MICHIGAN	L, 66-59
12/5/15	BUCKNELL	W, 99-86
12/13/15	at South Florida	W, 65-46
12/16/15	HIGH POINT	W, 76-73
12/19/15	at Missouri	W, 73-59
12/22/15	UNC-GREENSBORO	W, 58-52
12/29/15	NORTHEASTERN	W, 72-66

### JANUARY

1/2/16	at Virginia Tech *	L, 73-68 (ot)
1/6/16	#16 LOUISVILLE *	L, 77-72
1/9/16	at Wake Forest *	L, 77-74
1/13/16	FLORIDA STATE *	L, 85-78
1/16/16	at #5 North Carolina *	L, 67-55
1/19/16	at #20 Pittsburgh *	ACCN 8 p.m.
1/23/16	#12 DUKE *	CBS 2 p.m.
1/27/16	GEORGIA TECH *	ACCN 8 p.m.
1/30/16	#14 MIAMI *	ACCN 3 p.m.

### FEBRUARY

2/3/16	at Florida State *	ESPNU 9 p.m.
2/6/16	at #12 Duke *	ESPN/2 2 or 7 p.m.
2/13/16	WAKE FOREST *	RSN 12 p.m.
2/15/16	at #13 Virginia *	ESPN 7 p.m.
2/20/16	CLEMSON *	ACCN 3 p.m.
2/24/16	#2 NORTH CAROLINA *	ACCN 8 p.m.
2/27/16	at Syracuse *	ACCN 2 p.m.

### MARCH

3/2/16	BOSTON COLLEGE *	RSN 9 p.m.
3/5/16	at Notre Dame *	CBS 12 p.m.
March 8-12	ACC Championship	TBA
March 15-16	NCAA 1st Round	TBA
March 17-20	NCAA 2nd and 3rd Rounds	TBA
March 24-27	NCAA Regionals	TBA

### APRIL

April 2-4	NCAA Final Four (Houston, Texas)	TBA
-----------	----------------------------------	-----

\* ACC game ! Legends Classic

% Legends Classic (Barclays Center in Brooklyn, N.Y.)

## 2015-16 NC State Basketball



**NC State (10-8, 0-5)**  
at  
**#NR/20 Pittsburgh (15-2, 4-1)**



**Tuesday, January 19, 2016 - 8 p.m. ET**  
**Petersen Events Center - Pittsburgh, Pa.**

**Radio:** Wolfpack Sports Network (Gary Hahn, Tony Haynes) & ESPN Radio

**TV:** ACC Network Stations (WRAL-TV) (Mike Gleason, Bobby Cremins)

**Twitter:** @PackMensBball | @GoPackJRat | @Mark\_Gottfried

## Wolfpack Travels To Pittsburgh Tuesday Night

The NC State men's basketball team takes on its third ranked opponent in five games when it plays at Pittsburgh Tuesday night at 8 p.m. The Wolfpack won both meetings between the two teams last season, including an 81-70 win over Pitt in the ACC Tournament.

## Opening Tip

	<b>NC State</b>	<b>Pittsburgh</b>
2015-16 Record	10-8 (0-5 ACC)	15-2 (4-1 ACC)
Head Coach	Mark Gottfried	Jamie Dixon
Career Record (Years)	380-215 (19th)	322-113 (13th)
Record at School (Years)	102-60 (5th)	Same
Leading Scorer	Cat Barber (21.8)	Michael Young (17.2)
Leading Rebounder	Abdul-Malik Abu (8.6)	Michael Young (6.8)
NCSU Series Record	NC State is 12-2	
Last Meeting	NC State 81, Pitt 70 (3/11/15 at ACC Tourney)	
Series Streak	NC State 3	

## Possible NC State Starters (based on last game)

	<b>Ppg</b>	<b>Rpg</b>	<b>Apg</b>	<b>Other</b>
#12 - G - 'Cat' Barber (Jr. - 6-2, 190)	21.8	4.8	4.7	.845 FT
* ACC's leader in scoring, minutes, FTs made; scored 34 points vs. Pitt last March				
#24 - G - Maverick Rowan (Fr. - 6-7, 215)	13.3	3.5	0.7	41 3FG
* Reclassified to 2015 class and signed in August; scored 22 points vs. Florida State				
#15 - G/F - Cody Martin (So. - 6-7, 210)	6.0	4.6	1.9	1.67 ast-to
* Made 1st start of the season in UNC game, scoring 10 points; can play PG, wing, or a small '4'				
#0 - F - Abdul-Malik Abu (So. - 6-8, 240)	11.7	8.6	1.3	19 dunks
* Ranks 8th in ACC in rebounding; has 7 double-doubles in last 9 games				
#21 - F/C - BeeJay (Jr. - 6-9, 285)	4.7	5.4	0.6	2.78 bpg
* ACC's current (2.78 bpg) and career active leader in blocked shots (187)				

**2015-16 NC STATE BASKETBALL ROSTER**

No.	Name	Pos.	Ht./Wt.	Yr.	Hometown/High School (Last School)
0	Abdul-Malik Abu	F	6-8/240	So.	Boston, Mass./Kimball Union Academy [N.H.]
1	Lennard Freeman	F	6-9/250	Jr.	Washington, D.C./Oak Hill Academy [Va.]
2	Torin Dorn	G	6-6/205	So. *	Charlotte, N.C./Vance (Charlotte)
3	Terry Henderson	G	6-5/195	R-Jr.	Raleigh, N.C./Neuse Christian (West Virginia)
4	Chris Brickhouse	F	6-5/205	Jr.	Raleigh, N.C./Broughton
12	Anthony 'Cat' Barber	G	6-2/190	Jr.	Newport News, Va./Hampton
13	Chris Corchiani, Jr.	G	6-0/180	So.	Raleigh, N.C./Ravenscroft
14	Caleb Martin	G/F	6-7/215	So.	Mocksville, N.C./Oak Hill Academy [Va.]
15	Cody Martin	G/F	6-7/210	So.	Mocksville, N.C./Oak Hill Academy [Va.]
21	BeeJay Anya	F	6-9/285	Jr.	Washington, D.C./DeMatha Catholic
22	Shaun Kirk	G/F	6-8/195	Fr.	Whiteville, N.C./Whiteville
24	Maverick Rowan	G/F	6-7/215	Fr.	Fort Lauderdale, Fla./Elevate
25	Chase Cannon	G	6-5/200	Sr.	Morehead City, N.C./The Miller School [Va.]

\* - Must sit out 2015-16 season due to NCAA transfer rules and will have 3 years of eligibility remaining.

**Head Coach:** Mark Gottfried (Alabama '87)

**Associate Head Coach:** Bobby Lutz (Charlotte '80)

**Assistant Coaches:** Orlando Early (Gardner-Webb '90), Rob Moxley (Pfeiffer '94)

**Director of Operations:** Jeff Dunlap (UCLA '86)

**Video Coordinator:** Patrick McDonald (Alabama '00)

**Assistant AD for Strength and Conditioning:** Bob Alejo (Chico State '82)

**Athletic Trainer:** Ryan Holleman (Western Carolina '07)

**2015-16 Alphabetical Roster**

0	Abdul-Malik Abu
21	BeeJay Anya
12	Anthony 'Cat' Barber
4	Chris Brickhouse
25	Chase Cannon
13	Chris Corchiani, Jr.
2	Torin Dorn
1	Lennard Freeman
3	Terry Henderson
22	Shaun Kirk
14	Caleb Martin
15	Cody Martin
24	Maverick Rowan

**Pronunciation Guide**

Abu	(Uh-BOO)
Any	(ON-ya)
Corchiani	(CORE-chee-onni)
Lutz	(LOOTS)
Lennard	(Len-NARD)

**THE STARTING 5 - The Top 5 Storylines For This Game****1. THE LAST TIME OUT vs. PITT**

When Pitt and NC State play each other Tuesday night, it's very likely Cat Barber will be a priority on the home team's scouting report. Barber exploded for a then-career-high 34 points against Pitt in last year's ACC Tournament, leading the Wolfpack to an 81-70 win. Barber was effective getting into the lane and shooting from the outside, finishing with 9-for-13 shooting and 4-for-5 shooting from 3-point range. Barber, who currently leads the ACC in free throws made, converted all 12 of his foul shots in the meeting last March. Additionally, NC State beat Pittsburgh 68-50 last year at PNC Arena on Jan. 3, 2015.

**2. T.J. STILL HAS THE RECORD AT PITT**

In 2014, NC State traveled to Pittsburgh in search of a key road win to help bolster its tournament resume. The Pack entered the game 7-9 in league play and had already lost at home 74-62 to Pitt earlier in the season. That's when T.J. Warren delivered a performance for the ages, scoring 41 points and helping the Wolfpack secure a season-changing road win that led to an NCAA Tournament berth. Warren, who six days later would score 42 at home against Boston College, shot 16-for-22 from the floor and 6-for-7 at the foul line while also contributing four steals and three assists. The 41-point performance is the highest scoring total for an opponent in the Petersen Events Center.

**3. PLAYING ELITE COMPETITION EVERY NIGHT**

Competing in a conference that currently boasts 11 teams in the top 70 of the RPI, NC State is used to regularly facing the nation's top teams. Of the Wolfpack's eight losses, seven have come against the top 70 of the ESPN.com Daily RPI. NC State has already played five opponents in the top 50 of the RPI and three of State's next four opponents will be added to that total. NC State owns two wins over the RPI's top 100 (83-72 over LSU and 72-66 over Northeastern).

**4. KEEP UP THE DEFENSE**

On Saturday, NC State settled in to guard the nation's second-ranked offensive team in UNC Chapel Hill. The Pack held the Tar Heels to 67 points, their lowest scoring output in a home game this season, as well as .379 shooting. The Wolfpack will need to replicate that defensive effort on Tuesday, as Pittsburgh is the nation's sixth-ranked offense and is among the national leaders in field goal percentage and free throw percentage.

**5. TWO OF THE COUNTRY'S BEST OFFENSIVE REBOUNDING TEAMS**

NC State has established itself as a prolific offensive rebounding team, leading the ACC with 15.89 offensive rebounds per game. The Wolfpack grabs 39.1 percent of its missed shots, which ranks 11th in the nation. On the other end of the floor, Pittsburgh promises to be aggressive on the offensive glass. The Panthers rebound 39.2 percent of their missed shots, which ranks third in the ACC and ninth in the country.





## Mark Gottfried

**19th Season Overall**

**5th Season at NC State**

**380-215 (102-60 at NC State)**

- Second-fastest coach in NC State history to win 100 games at NC State (155 games).
- Has coached NC State to an NCAA Tournament berth in each of his 4 seasons in Raleigh, the Pack's first time going four times in a row since 2003-06.
- Defeated 4 current Hall of Fame coaches during the 2014-15 season, with wins over Duke's Mike Krzyzewski, Louisville's Rick Pitino, UNC's Roy Williams and Jim Boeheim of Syracuse.
- Is just 3rd coach in ACC history to take his first four teams to the NCAA Tournament. (Roy Williams, Skip Prosser)
- Won 92 games in 4 seasons at NC State, the most at NCSU over a

four-year span since 1972-76.

- One of 4 all-time ACC coaches to lead his team to the ACC Tournament semifinal round in each of his first 3 seasons.
- Won more games in his first 2 seasons with the Pack (48) than any coach in school history except Everett Case (55) in 1947 and 1948.
- Posted 24 wins and .667% winning percentage in 2011-12, which was the best all-time in the ACC for first-year head coaches.
- Is one of 14 coaches to capture a win over a team ranked No. 1 at two different schools. (3/20/04 at Alabama and 1/12/13 at NC State).
- Only 7 active coaches have taken 3 different schools to multiple NCAA Tournament appearances
- Has signed 4 McDonald's All-Americans since coming to NC State.

### 11 Seasons at Alabama (210-132 overall)

- Coached Alabama to 8 postseason appearances, including 5 consecutive NCAA tourney trips (2002-06).
- Led Alabama to a No. 1 ranking during the 2002-03 season.
- Voted 2002 SEC Coach of the Year.
- His 2003-04 Alabama squad advanced to the NCAA Elite Eight, the longest tourney run in school history.

### 3 Seasons at Murray State (68-24 overall)

- Won an OVC title in each of his 3 seasons and was OVC Coach of the Year all 3 seasons.
- Led Murray State to 3 postseason appearances, including a pair of NCAA tourney berths.
- His 1997-98 team earned the highest NCAA seed in OVC history (#9 seed).

### GOTTFRIED YEAR-BY-YEAR AS A HEAD COACH

Year	School	Record	Conf.	Finish	Postseason
1995-96	Murray State	19-10	12-4	1st	NIT 1st Rd.
1996-97	Murray State	20-10	12-6	1st	NCAA 1st Rd.
1997-98	Murray State	29-4	16-2	1st	NCAA 1st Rd.
1998-99	Alabama	17-15	7-11	5th-West	NIT 1st Rd.
1999-00	Alabama	13-16	6-10	4th-West	---
2000-01	Alabama	25-11	8-8	3rd-West	NIT Final Four
2001-02	Alabama	27-8	12-4	1st-West	NCAA 2nd Rd.
2002-03	Alabama	17-12	7-9	4th-West	NCAA 1st Rd.
2003-04	Alabama	20-13	8-8	2nd-West	NCAA Elite Eight
2004-05	Alabama	24-8	12-4	1st-West	NCAA 1st Rd.
2005-06	Alabama	18-13	10-6	2nd-West	NCAA 2nd Rd.
2006-07	Alabama	20-12	7-9	3rd-West	NIT 1st Rd.
2007-08	Alabama	17-16	5-11	5th-West	---
2008-09	Alabama	12-7	2-3	---	---
2011-12	NC State	24-13	9-7	T-4th	NCAA Sweet Sixteen
2012-13	NC State	24-11	11-7	T-4th	NCAA 2nd Rd.
2013-14	NC State	22-14	9-9	T-7th	NCAA 2nd Rd.
2014-15	NC State	22-14	10-8	T-6th	NCAA Sweet Sixteen
2015-16	NC State	10-8	0-5		
<b>Murray State</b>		<b>68-24</b>	<b>40-12</b>		
<b>Alabama</b>		<b>210-131</b>	<b>84-83</b>		
<b>NC State</b>		<b>102-60</b>	<b>39-36</b>		
<b>Totals (19th season)</b>		<b>380-215</b>	<b>162-131</b>		

### COACHING RESUME

#### NC STATE

(2011-Present)

RECORD: 102-60 (39-36 ACC)

2015 Sweet Sixteen

2012 Sweet Sixteen

4 Seasons, 4 NCAA Tournaments

#### ALABAMA

(1999-2009)

RECORD: 210-131 (84-83 SEC)

2002 SEC Regular Season Champions

2004 SEC West Champions

2004 Elite Eight

#### MURRAY STATE

(1996-97-98)

RECORD: 68-24 (40-12 OVC)

1996-98 OVC Champions

1997-98 OVC Tournament Titles

#### UCLA (Assistant Coach)

(1988-95)

1992, 1995 Pac-10 Champions

1995 National Champion

### POSTSEASON APPEARANCES AS A COACH

#### NC STATE

NCAA - 4

#### ALABAMA

NCAA - 5

NIT - 3

#### MURRAY STATE

NCAA - 2

NIT - 1

#### UCLA (assistant)

NCAA - 7

### POSTSEASON HISTORY AS A PLAYER

#### ALABAMA

NCAA - 3 Sweet Sixteens

### COACHING HONORS

2002 SEC Coach of the Year

1996, '97, '98 OVC Coach of the Year

### EDUCATION

B.A. in Communications

Alabama '87

UMS-Wright Prep '82

### PLAYING EXPERIENCE

#### ALABAMA

1984-87

#### ORAL ROBERTS

1983

**WOLFPUPS GAINING EXPERIENCE**

The experience gained this season by the young Wolfpack squad could pay dividends for the program's future. According to the popular basketball metrics website KenPom.com, the **Wolfpack stands as the 305th most-experienced team** (or 46th least-experienced) in the country. The team, when minutes played are weighted by each player's eligibility class, averages just 1.27 years of experience. The national average is 1.70 and the average experience of the 15-team ACC is 1.48.

**CAT'S CAREER**

Cat Barber surpassed the 1,000-point mark in December, reaching the plateau in his 83rd game as a Wolfpacker. Barber now has **1,123 career points**, ranking 41st in NC State history. He needs 44 points to tie Lorenzo Brown for 40th place. Barber is **eighth among active players (and tops among non-seniors)** in the ACC in career scoring.

**CAT AT THE FOUL LINE**

Cat Barber **leads the ACC and ranks fifth in the nation** with 125 made free throws. Barber has seven games with 8+ made foul shots and ranks fifth in the conference with an .845 free throw percentage.

**PACK vs. PITT IN ACC**

Pittsburgh's first ACC contest was in January 2014 at PNC Arena, and the Panthers made a splash in their debut. Pitt defeated NC State 74-62, overcoming a large deficit in the first half. Since then, **State has taken each of the last three meetings**. NC State won at Pitt in 2014 (T.J. Warren 41 points) and then defeated the Panthers twice last season.

**CAN SAME HOTEL BRING SAME MAGIC?**

While in Pittsburgh, NC State is staying at the Westin Downtown. That's where the team stayed during last year's NCAA Tournament, when the Pack knocked off LSU and Villanova to earn a trip to the Sweet 16 in Syracuse.

**ABUUUUUUUUUUUU**

In the middle of his sophomore season, Abdul-Malik Abu is blossoming into a force. Abu, a 6-8 forward out of Boston, has seven double-doubles in his last nine games. He scored a career-high 21 points against Florida State and then tied a career best in rebounds (14) on Saturday at UNC. In ACC play, Abu is grabbing 9.8 boards per game, **ranking third in the league**.



**#14 Caleb  
Martin**



**#15 Cody  
Martin**

**THE MARTINS**

- The Martin twins, born Sept. 28, 1995
- From Mocksville, N.C.
- Both played senior HS year at Oak Hill Academy
- Cody is older by 1 minute

**Caleb:** 11.6 ppg, 4.9 rpg, 1.6 apg    **Cody:** 5.8 ppg, 4.5 rpg

- First pair of twins for NC State men's basketball since **Jim and Joe Mills played for the Pack in 1941-42**. The Mills brothers played one season at State before leaving to play professional baseball

**4 STRAIGHT NCAA TOURNEYS**

**NC State is one of just 16 schools to play in the last 4 NCAA Tournaments. Here's the list in alpha order:**

Cincinnati	Kansas	<b>NC State (ACC)</b>
Duke (ACC)	Louisville (ACC)	Ohio State
Gonzaga	Michigan State	San Diego State
Harvard	New Mexico State	VCU
Iowa State	North Carolina (ACC)	Wichita State
		Wisconsin

**4 STRAIGHT NCAAS W/ 2 SWEET 16 RUNS**

Duke (ACC)	Michigan State	Ohio State
Kansas	North Carolina (ACC)	Wichita State
Louisville (ACC)	<b>NC State (ACC)</b>	Wisconsin

**STOP RIGHT THERE**

Currently on a five-game losing streak, this is the Pack's first such streak since February 2010. It is the team's first five-game losing streak under Mark Gottfried.

**PACK COACHES TO 100 WINS**

NC State's win at Missouri was win No. 100 at NCSU for Mark Gottfried, making him the second-fastest Pack coach to reach the mark:

Coach	Games to 100th Win
E. Case	120th game
<b>M. Gottfried</b>	<b>155th game</b>
J. Valvano	156th game
N. Sloan	170th game
H. Sendek	178th game

**10 WINS OUTSIDE OF LEAGUE PLAY**

NC State won 10 non-ACC games for the fourth time in five years under Mark Gottfried. The Wolfpack won 11 non-conference games in each of the coach's first two seasons and won 10 in 2013-14, his third season. Last season, NC State won nine non-ACC games and a rare early ACC game with Wake Forest last December to reach 10 wins before the calendar turned to 2015.

**BEEJAY REJECTING OPPONENTS**

BeeJay Anya, the current ACC leader with 2.78 blocks per game, stands second on NC State's all-time career blocks list. He enters Tuesday with 187 career blocked shots, 20 short of the school record held by Thurl Bailey (1979-83):

NC State Career Blocked Shots	No.
1. Thurl Bailey (1979-83)	207
<b>2. BeeJay Anya (2013-pres.)</b>	<b>187</b>
3. Kevin Thompson (1989-93)	150
4. Damon Thornton (1997-01)	146

**...MORE ON ANYA'S BLOCK PARTY**

BeeJay Anya swatted 91 shots last season, which was the second-highest total in NC State history. He is also **the ACC's active leader in blocked shots**, four ahead of Clemson's Landry Nnoko. Anya has 19 career games with four or more blocked shots.





## 2015-16 ACC Standings (as of Monday, Jan. 18)

Team	Overall	ACC
1. #2/2 North Carolina	16-2	5-0
2. Clemson	12-6	5-1
3. #NR/20 Pittsburgh	15-2	4-1
Virginia Tech	12-6	4-1
5. #17/16 Louisville	14-3	3-1
6. Notre Dame	12-5	3-2
#20/12 Duke	14-4	3-2
8. #15/14 Miami	13-3	2-2
9. Florida State	12-5	2-3
#13/13 Virginia	13-4	2-3
11. Syracuse	12-7	2-4
12. Georgia Tech	11-7	1-4
Wake Forest	10-7	1-4
14. Boston College	7-10	0-4
15. <b>NC State</b>	<b>10-8</b>	<b>0-5</b>

### ACC SCHEDULE (TIMES EASTERN)

#### Monday, Jan. 18

Syracuse at Duke - 7 p.m.

#### Tuesday, Jan. 19

NC State at Pittsburgh - 8 p.m.

Clemson at Virginia - 8 p.m.

#### Wednesday, Jan. 20

Virginia Tech at Notre Dame - 7 p.m.

Wake Forest at UNC - 7 p.m.

Miami at Boston College - 9 p.m.

Florida State at Louisville - 9 p.m.

### PACK-PITT ALL-TIME SERIES

NC State is 12-2 all-time against Pittsburgh and has won the last three meetings. The Pack is 1-1 at Pittsburgh.

### CODY IN FOR CALEB

Cody Martin made his first start of the season in Saturday's game, in place of his twin brother. Cody totaled 10 points and seven rebounds and was the main defender on UNC's Marcus Paige, who finished the day 1-for-9 shooting. It was Cody's fourth career start.

### LENGTH AND (LESS) WIDTH

BeeJay Anya is one of the largest players in college basketball. He's actually trimmed down considerably, having **lost nearly 75 pounds** since enrolling at NC State in 2013. But it's his wingspan that sets him apart. He has a measured wingspan of 7-9, **the longest wingspan recorded for a non-7-foot player in the NBA Draft Express database** for basketball prospects. Only 7-6 Mamadou N'Ddiaye (UC-Irvine) has a longer listed wingspan.

### LENNARD'S THE MAN OF STEEL

Lennard Freeman, NC State's leading rebounder, is rounding into form after missing several months of the offseason healing a fracture in his lower right leg. He had successful surgery in May, and now has a **14-inch rod inserted in his lower right leg** to heal a fracture.

### LENNARD MAKES THE PACK GO

When Lennard Freeman plays and produces, the Wolfpack usually wins. Over the past two seasons, **NC State has a 16-6 record** when Freeman played 24 or more minutes. In games where the junior grabs eight or more rebounds, NC State is 20-5. The Pack is 11-0 in Freeman's career when he grabs 10 or more rebounds.

### TOP GUN

A late addition to the roster this summer was Maverick Rowan, a 6-7 freshman from Fort Lauderdale, Fla. Rowan, whose father played college basketball at St. John's and **was a fan of the Top Gun movie**, is second on the team with 13.3 points per game. Rowan, who won a high school state title in both Pennsylvania and Florida, has scored in double figures in 14 of the first 18 games of his college career, including a 22-point effort vs. Florida State.

### ACC Freshmen Scoring Leaders

1. M. Beasley, FSU	17.1 ppg
2. B. Ingram, Duke	16.8 ppg
3. D. Bacon, FSU	16.7 ppg
4. <b>M. Rowan, NCSU</b>	<b>13.3 ppg</b>

### OUR TEAM IS ON THE FLOOR

Due to unforeseen circumstances, NC State has played playing the entire season with a seven-player rotation. State's seven main players **have played 3,617 of the team's possible 3,650 minutes (99.09%)**.

### NC STATE'S RECORD WHEN...

At Home	7-4
At PNC Arena	7-4
On Road	2-3
Neutral	1-1
In overtime	1-1
Against ranked teams (time of game)	1-2

In games decided by 5 pts or less	1-4
In games decided by 6-10 pts	3-2
In games decided by 11-20 pts	5-2
In games decided by 21+ pts	1-0

Leading at Half	10-2
Tied at Half	0-1
Trailing at Half	0-5

NCSU shoots 50% or better	1-0
NCSU shoots worse than 50%	9-8
NCSU shoots better/same as opp.	8-2
Opp. shoots better than NCSU	2-6
Opp. shoots 50% or better	1-4
Opp. shoots worse than 50%	9-4

NCSU out-rebounds opp.	10-4
Opp. out-rebounds NCSU	0-3
Teams tied in rebounding	0-1

NCSU shoots 70% or better on FTs	5-2
NCSU has more/same FT attempts	10-5
Opp. has more FT attempts	0-3
NCSU shoots 40% or better on 3s	2-0
NCSU shoots less than 40% on 3s	8-7
NCSU has more/same TO than opp.	5-3
NCSU has fewer TO than opp.	5-5

NCSU scores 90 pts or more	1-0
NCSU scores 80-89 pts	3-0
NCSU scores 70-79 pts	4-4
NCSU scores 60-69 pts	1-2
NCSU scores 50-59 pts	1-2
NCSU scores less than 50 pts	0-0
Opp. scores 90-plus pts	0-0
Opp. scores 80-89 pts	1-2
Opp. scores 70-79 pts	4-4
Opp. scores 60-69 pts	1-2
Opp. scores 50-59 pts	3-0
Opp. scores less than 50 pts	1-0

On Mondays	0-1
On Tuesdays	3-1
On Wednesdays	2-1
On Thursdays	0-1
On Fridays	1-1
On Saturdays	2-2
On Sundays	2-1

In November	4-2
In December	6-1
In January	0-5
In February	0-0
In March	0-0
In April	0-0

## WAITING IN THE WINGS

NC State has plenty of help for next year wearing street clothes on the bench. In addition to **injured redshirt junior wing Terry Henderson** (11.7 ppg at West Virginia in 2014), the **Pack has Torin Dorn and Dennis Smith** ready to suit up next fall. Dorn, sitting out after transferring from Charlotte, was the Conference USA Freshman of the Year after scoring 12.0 ppg for the 49ers last year. Smith, from Fayetteville, is the **nation's top-ranked point guard** and No. 4 overall recruit in the 2016 class. He enrolled at NC State for this semester to rehab a torn ACL with NC State's medical staff.

## ALL-TIME TOP 25

NC State is 25th on the all-time winningest programs list for NCAA Division I. In its 106th season, NCSU has won 1,671 men's basketball games. The ACC boasts six of the top 25 teams on the victories list:

School (Rank)	All-Time Wins
North Carolina (3rd)	2,157
Duke (4th)	2,076
Syracuse (5th)	1,932
Notre Dame (9th)	1,808
Louisville (11th)	1,769
NC State (25th)	1,671

## ALWAYS SCHEDULE TOUGH

Much has been written about Mark Gottfried's prowess for scheduling. According to ESPN, **NC State last season boasted the sixth-toughest schedule in the nation.** Here's a breakdown of NC State's schedule strength under Gottfried:

### NC State's Strength of Schedule Under Gottfried (ESPN.com)

2014-15: 6th	2013-14: 39th
2012-13: 21st	2011-12: 21st

## GOTTFRIED'S DRIVE FOR FIVE

Head coach Mark Gottfried can accomplish something only one other coach in ACC basketball history has matched. Gottfried has led his program to the NCAA Tournament in each of his first four seasons, **which has only been accomplished by Skip Prosser (first 4 years) and Roy Williams (first 6 years).**

## WINNING LIKE IT'S THE 70s

Not since the NC State glory days of David Thompson has NC State won like it has the last four seasons. The Wolfpack was **92-52 in Gottfried's first four seasons**, which is the program's **highest win total for a four-year span since the Pack won 100 games from 1972-76.**

## WOLFPACK FATHERS & SONS

Chris Corchiani, Sr. played for Jim Valvano's Wolfpack squads in the late 1980s and graduated in 1991. He was the first player in NCAA history to record 1,000 career assists and is still NC State's all-time leader in assists and steals. His son, Chris Jr., is a sophomore guard on the Wolfpack team. The Corchiani father-son duo is the fourth father-son combo in NC State basketball history: (h/t Tim Peeler)

Chris Corchiani Sr. ('91) / Chris Corchiani Jr. ('18)  
 Tony Warren ('79) / T.J. Warren (NBA Draft in '14)  
 Bill Kretzer ('68) / Billy Kretzer ('96)  
 Phil DiNardo ('56) / Tommy Dinardo ('84)

## PACK COACHES FIRST 4 SEASONS

Here is a breakdown of how NC State men's basketball coaches have fared through their first four seasons at State (sorted by win percentage):

Coach	W-L	Pct.
E. Case (1946-50)	107-22	.829
<b>M. Gottfried (2011-15)</b>	<b>92-52</b>	<b>.639</b>
J. Valvano (1980-84)	81-47	.633
N. Sloan (1966-70)	61-46	.570
H. Sendek (1996-00)	73-58	.557

## THANK YOU #WPN

NC State jumped from 25th nationally in 2014 to 12th last season in average men's basketball attendance. More than 300,000 Wolfpackers crossed the turnstiles at PNC Arena last season, the highest total since the building opened for the 1999-00 season. Notably, **the Pack saw the nation's largest attendance increase**, jumping from an average of 15,043 to 16,299.



## ANYA: RIM PROTECTOR

- ACC current and active leader in blocks
- 2nd in NC State history with 187 blocks
- Single-game school record 10 blocks

Not only does BeeJay Anya ranks among the country's best shot blockers, but he also can change a game without recording a block.

Game	Blocks	Altered
vs. William & Mary	2	5
vs. South Alabama	5	5
vs. IUPUI	3	5
vs. Arizona State	2	1
vs. LSU	0	3
vs. Winthrop	4	4
vs. Michigan	3	5
vs. Bucknell	3	5
at USF	5	1
vs. High Point	4	6
at Missouri	1	1
vs. UNCG	4	5
vs. Northeastern	2	5
at Va. Tech	5	4
vs. Louisville	1	7
at Wake Forest	2	2
vs. Florida State	1	4

Game	Blocks	Altered
at UNC	3	2
at Pittsburgh		
vs. Duke		
vs. Georgia Tech		
vs. Miami		
at Florida State		
at Duke		
vs. Wake Forest		
at Virginia		
vs. Clemson		
vs. UNC		
at Syracuse		
vs. Boston College		
at Notre Dame		
<b>TOTAL</b>	<b>50</b>	<b>70</b>

## CONNECT WITH THE PACK



@PackMensBball  
@Mark\_Gottfried



@PackMensBball  
@Mark\_Gottfried



NCStateHoops



NCStateBasketball  
Mark Gottfried

## Tale of the Tape

NC State	CATEGORY	Pittsburgh
73.9	POINTS PER GAME	82.6
70.4	OPP. POINTS PER GAME	64.8
.412	FIELD GOAL PERCENTAGE	.491
.415	OPP. FIELD GOAL PERCENTAGE	.403
.317	3-POINT FIELD GOAL PERCENTAGE	.378
.377	OPP. 3-POINT FIELD GOAL PERCENTAGE	.312
.676	FREE THROW PERCENTAGE	.781
+5.6	REBOUNDING MARGIN	+10.6
+0.1	TURNOVER MARGIN	-0.3

**“Statistically, this is our most athletic team at NC State.”**

In the fall of 2012, NC State became the country's first college basketball team to use BAM Testing as a way to measure its players' athletic performance. Basic Athletic Measurement (BAM) Testing is the official athletic testing organization for the NBA Draft Combine, the Portsmouth Invitational, Adidas Nations and several other athletic events. The testing consists of five tests: **Standing Vertical Jump; Approach Vertical Jump; 3/4 Court Sprint; Reaction Shuttle; 4-Way Agility Drill.**

**BAM Testing 2012-15 - Wolfpack Improvement**

	2012	2013	2014	2015
Players w/ 39+ inch approach vert	0	1	3	6
Players w/ 3/4 court sprint 3.197 sec	0	0	3	4
Players w/ reaction shuttle 2.987 sec	2	4	6	6



**Rankings below are measured against the 355 NBA Draft prospects at the league combine since 2009**

**CAT BARBER**

- 3.15 second 3/4 court sprint  
(14th all-time among point guards and 30th all-time among all players)

**ABDUL-MALIK ABU**

- 41.5-inch approach vertical jump  
(tops all-time among power forwards)  
- 2.925 second reaction shuttle  
(2nd all-time among power forwards and 27th among all players)

**CALEB MARTIN**

- 2.735 second reaction shuttle  
(the all-time fastest time, **faster than any NBA Draft prospect since 2009**)

- 10.89 second 4-way agility  
(27th all-time among guards and 78th all-time among all players)

**TERRY HENDERSON**

- 42-inch approach vertical jump  
(tied for 3rd among all shooting guards since 2009 & fourth all-time among all players)

## 2015-16 NC STATE HONOR ROLL

Preseason All-ACC

Cat Barber (2nd Team Preseason All-ACC)

Legends Classic All-Tournament Team

Cat Barber

ACC Player of the Week

Cat Barber (Nov. 30), (Dec. 21)

Double-Figure Scoring Games

Barber 17, Abu 13, Rowan 12, Caleb Martin 10, Anya 2, Cody Martin 2, Freeman 1

Led Pack in Points (includes ties)

Barber 11, Caleb Martin 3, Rowan 2

Led Pack in Rebounds (includes ties)

Abu 8, Anya 4, Freeman 3, Barber 1

Led Pack in Assists (includes ties)

Barber 11, Cody Martin 3, Caleb Martin 2, Abu 2, Anya 1, Freeman 1

Led Pack in Steals (includes ties)

Cody Martin 7, Anya 4, Caleb Martin 4, Barber 3, Rowan 2, Freeman 2, Abu 1

Double-Doubles

Abu 7, Barber 1, Cody Martin 1, Freeman 1

**State's Recent Wins Over Ranked Teams**

3/21/15	NC State 71, #4 Villanova 68 (NCAA Tourn.)
2/24/15	NC State 58, #15 UNC 46 (at UNC)
2/14/15	NC State 74, #9 Louisville 65 (at Louisville)
1/11/15	NC State 87, #2 Duke 75 (at PNC)
3/14/14	NC State 66, #11 Syracuse 63 (ACC)
1/12/13	#20 NC State 84, #1 Duke 76 (at PNC)

**GREATNESS DOESN'T STOP ON THE COURT.  
HELP MAKE A DIFFERENCE BY VOTING FOR ME IN THE INFINITI COACHES' CHARITY CHALLENGE.**



**VOTE NOW**  
[ESPN.COM/INFINITI](http://ESPN.COM/INFINITI)

THE INFINITI COACHES' CHARITY CHALLENGE





## WOLFPACK IN THE ACC STATS

## TEAM STATS

Category (Total)	ACC Rank
Scoring (75.0)	11th
Scoring Defense (70.6)	10th
FT Percentage (.675)	13th
FG Percentage (.413)	15th
FG Pct. Defense (.417)	6th
3FG Percentage (.316)	15th
3FG Pct. Defense (.384)	14th
Rebounding Margin (+6.0)	5th
Blocks (4.94)	4th
Assists (11.76)	15th
Steals (4.65)	14th
Turnover Margin (+0.65)	10th
Assist-Turnover Ratio (1.12)	11th
3FG Made Per Game (5.82)	13th

## PLAYER STATS

Cat Barber	ACC Rank
Scoring (22.5)	1st
Assists (4.88)	4th
FT pct. (.845)	7th
FTs made (125)	1st
Assist-Turnover Ratio (2.44)	7th
Minutes Played (38.65)	1st

Caleb Martin	ACC Rank
3FG Made (2.35)	T-6th
Minutes Played (34.35)	6th

Lennard Freeman	ACC Rank
Rebounding (6.8)	15th
Offensive Rebounds (2.94)	7th

BeeJay Anya	ACC Rank
Blocks (2.88)	1st

Maverick Rowan	ACC Rank
3FG Made (2.25)	9th
Minutes Played (33.00)	8th

Abdul-Malik Abu	ACC Rank
Rebounding (8.3)	8th
Offensive Rebounds (3.29)	T-4th
Defensive Rebounds (5.00)	10th

## ATHLETICS COMMUNICATIONS

Basketball Contact: Josh Rattray  
 Office Phone: 919-515-1182  
 Cell Phone: 919-605-2445  
 Twitter: @gopackjrat  
 E-Mail: josh\_rattray@ncsu.edu

Press Row Phone: 919-861-6190  
 Websites: GoPack.com  
 CoachGott.com  
 MBB Twitter: @PackMensBball

## PACK ADDS TOP PG DENNIS SMITH, JR.

NC State gained some momentum for the future when it signed Dennis Smith, Jr., the nation's top point guard, to a National Letter of Intent. Smith, from Fayetteville, N.C. is ranked fourth in the Class of 2016 by both ESPN.com and Rivals, sixth by 247Sports.com and eighth by Scout. Smith averaged 22.2 points per game as a junior at Trinity Christian School last year. Smith has enrolled at NC State and is with the Pack full-time now.

## GOTTFRIED SIGNS EXTENSION

On the day of his fifth season at the school, Mark Gottfried and NC State announced a new contract that will keep the coach in Raleigh through the 2019-20 season. Gottfried's annual compensation increased from \$2.06 million to \$2.48 million.

## COME TO STATE, STAY AT STATE

Mark Gottfried was hired at NC State in April of 2011, and he built his staff. That staff has stayed in place now going into its fourth season, with that continuity playing a part in NC State's success. In the ACC, only Miami, Syracuse and Notre Dame join NC State as schools that have had their head coach and three main assistants together the last four years.

## FOUR HALL OF FAME VICTORIES

Last season, in addition to the team's run to the Sweet 16, the Wolfpack defeated four coaches who are currently members of the Naismith Memorial Basketball Hall of Fame. Victories over Duke and Syracuse at home and road wins at UNC Chapel Hill and Louisville made Mark Gottfried the nation's only coach to own four wins over Hall of Fame coaches last season.

## NATIONALLY-RANKED IN 2014-15

After wins over LSU and Villanova landed the Wolfpack in the Sweet 16, NC State was listed in the season's final ESPN/USA Today Coaches Poll. The Pack was ranked No. 24 in the final poll. It was the first time finishing the season ranked since the team's Sweet 16 run in 2012, which landed the Pack at No. 20 in the final ranking.

## WOLFPACK STAYS 3 STRIPE

Just as this basketball season tipped off, NC State Athletics announced a six-year extension with apparel company Adidas. The contract, which runs to July 2022, with worth \$38.7 million in footwear, apparel and other financial considerations.

## NC STATE AND THE PROGRAM

When NC State had the instructors from The Program come to campus this fall, the Wolfpack players pushed themselves mentally and physically to their limits. At the end of the grueling two days, it was Caleb Martin who the instructors dubbed 'The Spartan Warrior'. Martin was lauded as the team's best leader during the two days and demonstrated teamwork and mental and physical toughness. That has translated onto the court for the 6-7 sophomore wing, who is averaging 15.2 points per game and is fourth in the ACC in minutes played (36.2).

## THE PROGRAM

Here are some of the physical activities the Wolfpack did with the military instructors from The Program:

- different series of exercises and drills conducted in perfect precision
- drills involving 50-lb. sandbags and 7-foot-long poles
- fireman-carry suicides for 21-, 41- and 61-yard lengths done only with teammate instruction
- individual and team drills in the pool beginning at 4 a.m.



SCAN THIS QR CODE  
FOR MORE CONTENT




## WHAT DO WE NEED TO REPLACE?

NC State must replace three of its top four scorers from last season's. Trevor Lacey (2nd Team All-ACC) and Ralston Turner were the team's top scorers, followed by returnee Cat Barber and outbound transfer Kyle Washington.

- NC State lost 53% of overall scoring
- Turner and Lacey: 28.5 ppg and 72% of team's made 3FGs
- Turner and Lacey: Scored 40% of NC State's points (43% in ACC play)



**Trevor Lacey**  
15.7 ppg, .392 3FG%



**Ralston Turner**  
12.8 ppg, .367 3FG%



**Kyle Washington**  
6.8 ppg, 18 starts

## 2015-16 MISCELLANEOUS STATS

Stat	NCSU	Opp.
Pts Per Game off TOs	11.9	11.2
2nd Chance Pts Per Game	15.4	12.0
Pts in Paint Per Game	29.1	28.6
Fast Break Pts	8.4	11.1
Bench Scoring	11.9	21.4

### Dunks

Abu 19, Anya 12, Ca. Martin 2, Co. Martin 2, Kirk 2, Freeman 1

### Charges Taken

Ca. Martin 7, Barber 5, Freeman 5, Co. Martin 3

### Deflections (unofficial)

Ca. Martin 35, Cody Martin 25, Barber 23, Rowan 17, Anya 12, Freeman 8, Abu 4

### And 1's

Abu 10, Anya 9, Barber 8, Rowan 4, Freeman 3, Ca. Martin 2, Co. Martin 2  
**FTs on And 1: 21 of 38 (.553)**

### Control Opening Jump Ball

10 of 18 (last at Virginia Tech)

## #Cat12 Assist Check

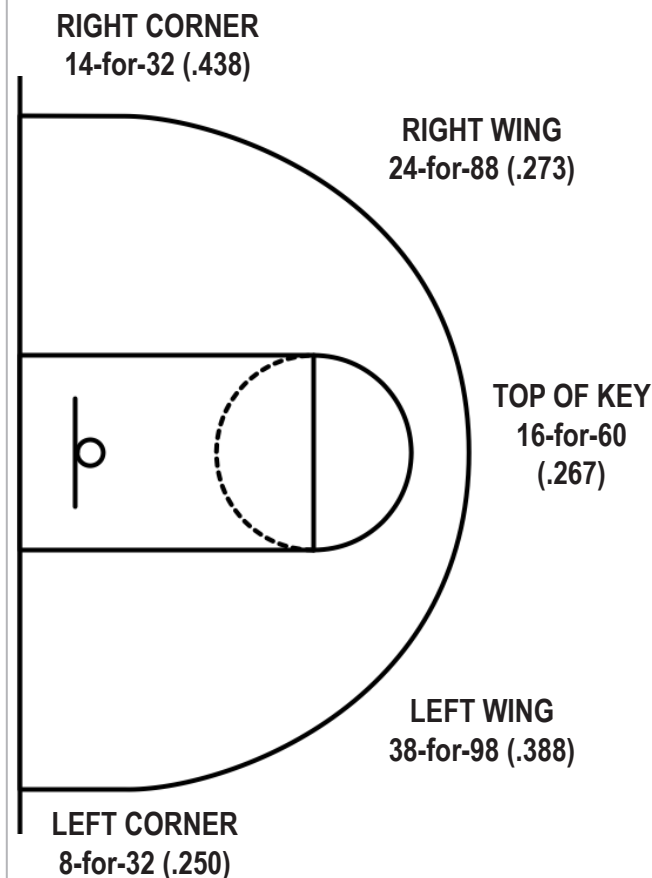
NC State point guard Cat Barber this season has 84 assists against 39 turn-over this season. Here's a breakdown of Barber's assists this season:

<b>Barber Assists</b>	<b>84</b>
<b>Barber Turnovers</b>	<b>39</b>
<b>3-Pointers</b>	<b>33</b>
<b>Lay-ups/Dunks</b>	<b>23</b>

Player	No.	Pct.
To Maverick Rowan	28	33.3
To Caleb Martin	23	27.4
To Abdul-Malik Abu	16	19.0
To Lennard Freeman	6	7.1
To BeeJay Anya	5	6.0
To Cody Martin	5	6.0
To Shaun Kirk	1	1.2

## AROUND THE WORLD

Here is a visual of NC State's long-range shooting this season around the 3-point arc:



## 2015 ACC Preseason Poll

1. North Carolina (60)	1,292
2. Virginia (18)	1,226
3. Duke (8)	1,187
4. Notre Dame (1)	949
5. Miami	841
6. Florida State (1)	827
7. Louisville	821
<b>8. NC State</b>	<b>808</b>
9. Syracuse (1)	666
10. Pittsburgh	623
11. Wake Forest	391
12. Clemson	359
13. Georgia Tech	296
14. Virginia Tech	260
15. Boston College	134

## Game #1 - William & Mary 85, NC State 68

### Nov. 13, 2015 - PNC Arena

#### William & Mary 85 • 1-0

#	Player	Total			3-Ptr			Rebounds			PF	TP	A	TO	Blk	Stl	Min
		FG-FGA	FG-FGA	FT-FTA	Off	Def	Tot	Off	Def	Tot							
00	Dixon, Daniel	* 7-13	4-9	1-2	0	3	3	3	19	1	4	1	0	32			
04	Prewitt, Omar	* 5-13	2-5	5-6	1	5	6	1	17	3	2	0	2	32			
25	Tarpey, Terry	* 4-7	0-1	3-5	2	6	8	0	11	3	2	0	5	30			
31	Sheldon, Sean	* 3-5	0-0	2-2	4	4	8	2	8	1	4	1	0	22			
34	Cohn, David	* 3-9	1-2	2-2	0	7	7	1	9	5	1	0	0	29			
05	Malinowski, Greg	3-6	0-3	0-0	1	1	2	0	6	1	0	0	2	18			
10	Burchfield, Connor	3-3	2-2	0-0	0	1	1	2	8	0	1	0	0	8			
11	Schlotman, Michael	0-0	0-0	0-0	0	2	2	1	0	2	0	0	1	11			
41	Whitman, Jack	2-3	0-0	0-0	0	1	1	5	4	0	0	0	0	9			
50	Seacat, Hunter	1-1	0-0	1-2	0	0	0	2	3	0	0	0	0	9			
Team					3	1	4										
Totals		31-60	9-22	14-19	11	31	42	17	85	16	14	2	10	200			

FG % 1st Half: 16-30 53.3% 2nd half: 15-30 50.0% Game: 31-60 51.7% Deadball  
 3FG % 1st Half: 7-13 53.8% 2nd half: 2-9 22.2% Game: 9-22 40.9% Rebound  
 FT % 1st Half: 12-16 75.0% 2nd half: 2-3 66.7% Game: 14-19 73.7%

#### NC State 68 • 0-1

#	Player	Total			3-Ptr			Rebounds			PF	TP	A	TO	Blk	Stl	Min
		FG-FGA	FG-FGA	FT-FTA	Off	Def	Tot	Off	Def	Tot							
00	Abu, Abdul-Malik	* 8-16	0-0	1-2	3	3	6	3	17	4	1	0	1	30			
01	Freeman, Lennard	* 0-0	0-0	0-0	1	3	4	1	0	1	0	0	0	13			
03	Henderson, Terry	* 0-3	0-1	0-0	1	0	1	1	0	0	1	0	0	7			
12	Barber, Anthony	* 4-16	0-3	3-4	3	2	5	2	11	6	1	0	1	40			
14	Martin, Caleb	* 8-17	5-10	0-0	2	1	3	2	21	2	3	2	4	38			
15	Martin, Cody	0-3	0-0	0-0	2	3	5	2	0	2	2	1	0	16			
21	Anyia, BeeJay	1-1	0-0	1-5	0	6	6	2	3	0	0	2	1	22			
24	Rowan, Maverick	6-15	1-8	3-3	1	2	3	4	16	0	2	0	1	34			
Team					3	2	5										
Totals		27-71	6-22	8-14	16	22	38	17	68	15	10	5	8	200			

FG % 1st Half: 14-40 35.0% 2nd half: 13-31 41.9% Game: 27-71 38.0% Deadball  
 3FG % 1st Half: 4-14 28.6% 2nd half: 2-8 25.0% Game: 6-22 27.3% Rebound  
 FT % 1st Half: 3-6 50.0% 2nd half: 5-8 62.5% Game: 8-14 57.1%

Officials: Roger Ayers, Ray Styons, Andrew Marotta  
 Technical fouls: William & Mary-None. NC State-None.  
 Attendance: 16377

Fouled out: W&M: #41 Whitman, J. at 6:15 in 2nd half

Score by periods	1st	2nd	Total
William & Mary	51	34	85
NC State	35	33	68

Points	In	Off	2nd	Fast	Bench
WM	40	14	11	17	21
ST	28	13	14	4	19

## Game #3 - NC State 79, IUPUI 56

### Nov. 18, 2015 - Tallahassee, Fla.

#### IUPUI 56 • 1-2

#	Player	Total			3-Ptr			Rebounds			PF	TP	A	TO	Blk	Stl	Min
		FG-FGA	FG-FGA	FT-FTA	Off	Def	Tot	Off	Def	Tot							
00	Combs, Darell	* 1-11	0-3	3-4	0	1	1	4	5	5	3	0	1	28			
02	Archie, Mason	* 4-13	3-8	0-0	0	3	3	4	11	0	0	0	0	32			
15	O'Leary, Matt	* 6-11	4-8	1-1	2	4	6	4	17	0	3	0	3	30			
22	Barksdale, Marcellus	* 1-5	0-0	2-2	2	4	6	5	4	1	3	0	2	26			
33	Osborne, Nick	* 2-6	0-0	0-0	2	5	7	4	4	0	2	1	0	16			
01	Henderson, T.J.	3-5	1-2	0-0	0	1	1	5	7	3	1	1	0	23			
05	Svete, Leo	1-4	1-3	0-0	0	1	1	1	3	0	0	0	0	9			
20	Sinn, Grant	0-1	0-1	0-0	0	0	0	0	0	0	0	0	0	1			
24	Hall, Evan	0-1	0-0	0-0	0	2	2	5	0	0	0	0	0	12			
31	Hubler, John	0-0	0-0	1-3	0	0	0	0	1	0	0	0	0	2			
45	Brennan, Aaron	2-3	0-0	0-1	1	3	4	2	4	0	1	0	0	21			
Team					3	3	6										
Totals		20-60	9-25	7-11	10	27	37	34	56	9	13	2	6	200			

FG % 1st Half: 11-29 37.9% 2nd half: 9-31 29.0% Game: 20-60 33.3% Deadball  
 3FG % 1st Half: 5-13 38.5% 2nd half: 4-12 33.3% Game: 9-25 36.0% Rebound  
 FT % 1st Half: 0-1 0.0% 2nd half: 7-10 70.0% Game: 7-11 63.6%

#### NC State 79 • 2-1

#	Player	Total			3-Ptr			Rebounds			PF	TP	A	TO	Blk	Stl	Min
		FG-FGA	FG-FGA	FT-FTA	Off	Def	Tot	Off	Def	Tot							
00	Abu, Abdul-Malik	* 4-9	0-0	6-11	3	6	9	1	14	1	2	2	0	31			
01	Freeman, Lennard	* 3-3	0-0	1-3	3	3	6	2	7	0	2	1	0	22			
12	Barber, Anthony	* 5-16	0-1	9-11	0	4	4	3	19	3	2	1	0	37			
14	Martin, Caleb	* 5-15	2-8	3-5	3	4	7	3	15	2	1	1	1	35			
24	Rowan, Maverick	* 5-12	4-9	1-3	2	5	7	2	15	1	2	0	0	33			
04	Brickhouse, Chris	0-0	0-0	0-0	0	0	0	0	0	0	0	0	0	1			
13	Corchiani Jr., Chris	0-0	0-0	0-0	0	0	0	0	0	0	0	0	0	1			
15	Martin, Cody	1-1	0-0	2-3	2	2	4	1	4	4	1	0	0	16			
21	Anyia, BeeJay	1-1	0-0	1-3	0	5	5	3	3	0	1	3	2	21			
22	Kirk, Shaun	1-1	0-0	0-0	0	0	0	2	2	0	0	0	0	2			
25	Cannon, Chase	0-3	0-1	0-0	1	1	2	0	0	0	0	0	0	1			
Team					6	2	8										
Totals		25-61	6-19	23-39	20	32	52	17	79	11	11	8	3	200			

FG % 1st Half: 14-31 45.2% 2nd half: 11-30 36.7% Game: 25-61 41.0% Deadball  
 3FG % 1st Half: 3-10 30.0% 2nd half: 3-9 33.3% Game: 6-19 31.6% Rebound  
 FT % 1st Half: 7-16 43.8% 2nd half: 16-23 69.6% Game: 23-39 59.0%

Officials: Les Jones, William Humes, Tim Ebersole  
 Technical fouls: IUPUI-None. NC State-None.

Attendance: 14660

Fouled out: IUPUI: #1 Henderson, T. at 9:12 in 2nd half

#24 Hall, E. at 5:25 in 2nd half

#22 Barksdale, M. at 1:25 in 2nd half

## Game #2 - NC State 88, South Alabama 70

### Nov. 15, 2015 - PNC Arena

#### South Alabama 70 • 1-1

#	Player	Total			3-Ptr			Rebounds			PF	TP	A	TO	Blk	Stl	Min
		FG-FGA	FG-FGA	FT-FTA	Off	Def	Tot	Off	Def	Tot							
01	Williams, Ken	* 3-15	2-8	0-0	2	3	5	0	8	3	1	0	2	28			
04	Stevens, Barrington	* 4-8	2-4	0-0	0	1	1	0	10	2	1	0	0	23			
10	Boyanov, Georgi	* 0-4	0-1	2-2	1	7	8	3	2	0	0	0	0	23			
11	Marijan, Nikola	* 0-0	0-0	1-3	1	1	2	5	1	0	3	0	0	16			
24	Stover, Nick	* 0-6	0-2	1-3	0	0	0	3	1	1	2	1	1	15			
00	Calhoun, Shaq	2-5	1-2	0-0	0	1	1	3	5	2	0	0	0	9			
02	Johnson, Taishaun	5-12	0-4	8-9	3	4	7	3	18	1	2	0	0	22			
05	Muepokelly, Don	4-9	1-2	0-0	4	1	5	4	9	0	0	1	1	27			
20	Whittingham, Tafari	1-7	1-1	3-8	2	0	2	1	6	0	1	0	1	17			
22	Brown, John	4-7	2-2	0-0	2	5	7	2	10	0	0	0	0	20			
Team					3	1	4										
Totals		23-73	9-26	15-25	18	24	42	24	70	9	10	2	5	200			

FG % 1st Half: 11-33 33.3% 2nd half: 12-40 30.0% Game: 23-73 31.5% Deadball  
 3FG % 1st Half: 4-12 33.3% 2nd half: 5-14 35.7% Game: 9-26 34.6% Rebound  
 FT % 1st Half: 8-13 61.5% 2nd half: 7-12 58.3% Game: 15-25 60.0%

#### NC State 88 • 1-1

#	Player	Total		3-Ptr	Rebounds			PF	TP	A	TO	Blk	Stl	Min
		FG-FA	FG-FA	FT-FTA	Off	Def	Tot							
00	Abu, Abdul-Malik	* 5-9	0-0	4-7	3	3	6	4	14	2	2	0	0	20
01	Freeman, Lennard	* 2-5	0-0	1-2	2	11	13	4	5	1	3	0	0	29
12	Barber, Anthony	* 3-11	0-1	11-12	2	10	12	3	17	8	5	0	1	39
14	Martin, Caleb	* 7-10	4-6	1-1	0	6	6	2	19	0	2	0	0	37
24	Rowan, Maverick	* 5-10	2-6	3-4	0	1	1	4	15	0	0	0	1	26
04	Brickhouse, Chris	0-0	0-0	0-0	0	0	0	0	0	0	0	0	0	1
13	Corchiani Jr., Chris	1-1	0-0	0-0	0	0	0	0	2	0	0	0	0	1
15	Martin, Cody	3-5	0-1	2-2	1	1	2	1	8	0	0	0	1	19
21	Any, BeeJay	3-4	0-0	2-6	1	4	5	5	8	3	2	5	1	25
22	Kirk, Shaun	0-1	0-1	0-0	0	0	0	0	0	0	0	0	0	2
25	Cannon, Chase	0-1	0-1	0-0	0	0	0	0	0	0	0	0	0	1
	Team				1	1	2							
	Totals	29-57	6-16	24-34	10	37	47	23	88	14	14	5	4	200

## Game #5 - NC State 83, #22/17 LSU 72 (OT)

Nov. 24, 2015 - Brooklyn, N.Y.

## LSU 72 • 3-2

#	Player		Total		3-Ptr	Rebounds					PF	TP	A	TO	Blk	Stl	Min
			FG-FGA	FG-FGA	FT-FTA	Off	Def	Tot									
25	SIMMONS, Ben	f	1-6	0-0	2-5	3	11	14	5	4	10	0	3	3			40-
03	ROBINSON III, Elbert	c	2-4	0-0	0-0	2	2	4	4	4	0	3	1	0			21
02	BLAKENEY, Antonio	g	4-17	3-11	0-0	0	3	3	0	11	1	2	0	1			34
15	PATTERSON, Jaly	g	3-5	1-3	0-0	0	0	0	3	7	1	2	0	2			16
55	QUARTERMAN, Tim	g	7-20	3-7	2-3	4	5	9	2	19	2	1	0	0			38
00	SAMPSON, Brandon		7-12	4-9	0-0	1	2	3	0	18	1	1	0	1			25
05	GRAY, Josh		2-11	0-3	0-0	1	1	2	4	4	2	2	1	1			26
20	BRIDGEWATER, Brian		2-2	0-0	1-2	1	3	4	4	5	0	1	0	1			24
21	EPPS, Aaron		0-0	0-0	0-0	0	0	0	1	0	0	0	0	0			1
	Team					0	2	2									
Totals			28-77	11-33	5-10	12	29	41	23	72	17	12	5	9			225

FG % 1st Half: 13-31 41.9% 2nd half: 12-37 32.4% OT: 3-9 33.3% Game: 28-77 36.4% Deadba  
 3FG % 1st Half: 3-13 23.1% 2nd half: 7-16 43.8% OT: 1-4 25.0% Game: 11-33 33.3% Rebound  
 FT % 1st Half: 2-3 66.7% 2nd half: 3-7 42.9% OT: 0-0 0.0% Game: 5-10 50.0%

## NC State 83 • 3-2

#	Player		Total		3-Ptr		Rebounds			PF	TP	A	TO	Blk	Stl	Min
			FG-FGA	FG-FGA	FT-FTA	Off	Def	Tot								
00	Abu, Abdul-Malik	f	6-14	0-0	3-6	3	9	12	1	15	1	1	0	0	29	
01	Freeman, Lennard	f	1-2	0-0	2-2	3	1	4	3	4	1	2	0	0	19	
24	Rowan, Maverick	f	3-11	2-7	2-2	2	2	4	1	10	2	1	0	0	39	
12	Barber, Anthony	g	4-12	0-0	12-12	0	7	7	0	20	7	1	0	1	43	
14	Martin, Caleb	g	6-18	4-10	0-0	0	9	9	2	16	3	4	1	1	37	
15	Martin, Cody		6-10	0-0	2-3	6	4	10	2	14	4	2	1	4	37	
21	Any, BeeJay		1-1	0-0	2-4	1	2	3	2	4	0	0	0	0	21	
	Team					1	4	5					3			
Totals			27-68	6-17	23-29	16	38	54	11	83	18	14	2	6	225	

FG % 1st Half: 13-32 40.6% 2nd half: 10-29 34.5% OT: 4-7 57.1% Game: 27-68 39.7% Deadba  
 3FG % 1st Half: 3-7 42.9% 2nd half: 2-9 22.2% OT: 1-1 100.0% Game: 6-17 35.3% Rebound  
 FT % 1st Half: 4-4 100.0 2nd half: 10-15 66.7% OT: 9-10 90.0% Game: 23-29 79.3%

Officials: Brian O'Connell, Guy Pagano, Tom Courtney  
 Technical fouls: LSU-None. NC State-None.  
 Attendance: 4775  
 2015 FanDuel Legends Classic Consolation Game

Score by periods	1st	2nd	OT	Total
LSU	31	34	7	72
NC State	33	32	18	83

	Points	In	Off	2nd	Fast	Bench
LSU	30	Paint	T/O	Chance	Break	
ST	32	14	12	18	27	18

## Game #7 - Michigan 66, NC State 59

Dec. 1, 2015 - PNC Arena

## Michigan 66 • 5-2

#	Player		Total		3-Ptr	Rebounds				PF	TP	A	TO	Blk	Stl	Min
			FG-FGA	FG-FGA	FT-FTA	Off	Def	Tot								
10	Walton Jr., Derrick	*	1-1	0-0	2-2	0	2	2	0	4	2	2	0	1	13	
02	Irvine, Zak	*	3-11	1-6	0-0	1	4	5	2	7	4	1	0	0	37	
23	LeVert, Caris	*	4-10	1-4	9-10	0	9	9	2	18	7	2	1	0	37	
24	Dawkins, Aubrey	*	1-3	0-0	0-0	0	0	0	3	2	0	1	0	0	15	
32	Doyle, Ricky	*	3-4	0-0	0-0	0	4	4	2	6	0	3	1	0	16	
02	Albrecht, Spike		0-0	0-0	0-0	0	0	0	1	0	1	0	0	0	5	
03	Chatman, Kameron		0-0	0-0	0-0	0	1	1	2	0	1	0	0	0	5	
05	Wilson, D.J.		0-0	0-0	0-0	0	0	0	0	0	0	0	0	0	1	
12	Abdur-Rahkman, M-A		2-4	0-2	0-0	0	4	4	1	4	0	0	0	1	25	
13	Wagner, Moritz		4-7	0-1	0-1	1	1	2	4	8	0	2	0	0	23	
22	Robinson, Duncan		6-8	5-7	0-0	0	3	3	3	17	0	0	0	1	23	
	Team					0	2	2								
Totals			24-48	7-20	11-13	2	30	32	20	66	15	11	2	3	200	

FG % 1st Half: 13-24 54.2% 2nd half: 11-24 45.8% Game: 24-48 50.0% Deadba  
 3FG % 1st Half: 4-10 40.0% 2nd half: 3-10 30.0% Game: 7-20 35.0% Rebound  
 FT % 1st Half: 4-4 100.0 2nd half: 7-9 77.8% Game: 11-13 84.6%

## NC State 59 • 4-3

#	Player		Total		3-Ptr		Rebounds			PF	TP	A	TO	Blk	Stl	Min
			FG-FGA	FG-FGA	FT-FTA	Off	Def	Tot								
00	Abu, Abdul-Malik	*	0-6	0-0	2-2	0	1	1	1	2	0	0	0	0	13	
01	Freeman, Lennard	*	0-3	0-0	0-0	4	2	6	1	0	1	0	0	1	20	
12	Barber, Anthony	*	6-13	0-1	4-4	1	2	3	5	16	4	1	0	0	36	
14	Martin, Caleb	*	5-12	3-9	6-6	3	4	7	2	19	1	1	0	1	38	
24	Rowan, Maverick	*	1-11	1-6	2-2	1	6	7	3	5	1	2	0	2	35	
15	Martin, Cody		3-7	0-0	2-4	0	2	2	1	8	1	0	0	1	28	
21	Any, BeeJay		4-5	0-0	1-6	2	5	7	2	9	0	2	3	0	28	
22	Kirk, Shaun		0-1	0-1	0-0	0	0	0	2	0	0	1	0	1	2	
	Team					2	1	3								
Totals			19-58	4-17	17-24	13	23	36	17	59	8	7	3	6	200	

FG % 1st Half: 11-29 37.9% 2nd half: 8-29 27.6% Game: 19-58 32.8% Deadba  
 3FG % 1st Half: 3-11 27.3% 2nd half: 1-6 16.7% Game: 4-17 23.5% Rebound  
 FT % 1st Half: 1-3 33.3% 2nd half: 16-21 76.2% Game: 17-24 70.8%

Officials: Jamie Luckie, Mike Eades, Bill Covington  
 Technical fouls: Michigan-None. NC State-None.  
 Attendance: 17645  
 Fouled out: NCSU: #12 Barber, A. @ 0:17.4 in 2nd half

Score by periods	1st	2nd	Total
Michigan	34	32	66
NC State	26	33	59

Last FG - MICH 2nd-02:12, ST 2nd-00:01.  
 Largest lead - MICH by 15 2nd-14:27, ST by 5 1st-18:23.  
 MICH led for 28:20. ST led for 10:05. Game was tied for 01:30.

Score tied - 1 time.  
 Lead changed - 5 times.

## Game #6 - NC State 87, Winthrop 79

Nov. 27, 2015 - PNC Arena

## Winthrop 79 • 4-1

#	Player		Total		3-Ptr	Rebounds			PF	TP	A	TO	Blk	Stl	Min
			FG-FGA	FG-FGA	FT-FTA	Off	Def	Tot							
05	Johnson, Keon	*	4-12	3-6	4-4	0	2	2	4	15	1	1	0	0	32
12	Cooks, Xavier	*	4-7	0-2	2-3	1	2	3	5	10	3	1	0	0	23
13	Broman, Bjorn	*	4-10	2-6	0-0	1	2	3	4	10	3	1	0	0	36
25	Price, Zach	*	1-5	0-0	1-2	0	3	3	3	3	0	1	0	1	14
42	Davenport, Joshua	*	1-3	0-0	0-0	2	5	7	4	2	2	1	0	1	19
00	Okeke, Duby		0-5	0-0	1-2	3	5	8	3	1	0	5	4	1	24
01	Perkins, Roderick		0-4	0-2	0-0	2	2	4	1	0	1	0	0	0	14
32	Poole, Freddy		0-0	0-0	0-0	0	0	0	0	0	0	0	0	1	2
44	Gavin, Jimmy		10-15	7-12	11-12	1	1	2	3	38	1	1	0	1	36
	Team					0	2	2							
Totals			24-61	12-28	19-23	10	24	34	27	79	11	13	4	5	200

FG % 1st Half: 13-32 40.6% 2nd half: 11-29 37.9% Game: 24-61 39.3% Deadba  
 3FG % 1st Half: 7-16 43.8% 2nd half: 5-12 41.7% Game: 12-28 42.9% Rebound  
 FT % 1st Half: 6-8 75.0% 2nd half: 13-15 86.7% Game: 19-23 82.6%

## NC State 87 • 4-2

#	Player		Total		3-Ptr	Rebounds			PF	TP	A	TO	Blk	Stl	Min
			FG-FGA	FG-FGA	FT-FTA	Off	Def	Tot							
00	Abu, Abdul-Malik	*	1-4	0-0	0-2	0	3	3	2	2	2	2	0	1	14
01	Freeman, Lennard	*	4-7	0-0	1-4	3	7	10	2	9	1	0	0	0	31
12	Barber, Anthony	*	9-19	0-0	19-22	1	3	4	2	37	8	3	0	0	39
14	Martin, Caleb	*	3-8	1-6	4-4	1	4	5	4	11	1	1	1	1	37
24	Rowan, Maverick	*	7-13	3-6	0-0	2	3	5	4	17	1	1	0	0	34
15	Martin, Cody		3-8	0-0	1-2	2	3	5	2	7	2	0	1	1	26
21	Any, BeeJay		2-3	0-0	0-0	1	1	2	5	4	0	2	4	1	19
	Team					3	4	7							
Totals			29-62	4-12	25-34	13	28	41	21	87	15	9	6	4	200

FG % 1st Half: 14-30 46.7% 2nd half: 15-32 46.9% Game: 29-62 46.8% Deadba  
 3FG % 1st Half: 3-6 50.0% 2nd half: 1-6 16.7% Game: 4-12 33.3% Rebound  
 FT % 1st Half: 9-13 69.2% 2nd half: 16-21 76.2% Game: 25-34 73.5%

Officials: Jerry Heater, Rob Tyburski, James Breeding  
 Technical fouls: Winthrop-None. NC State-None.  
 Attendance: 15700  
 Fouled out: NCSU: #21 Anya, B. at 1:24 in 2nd half  
 Winthrop: #12 Cooks, X. at 0:25.1 in 2nd half

Score by periods	1st	2nd	Total
Winthrop	39	40	79
NC State	40	47	87

	Points	In	Off	2nd	Fast	Bench
WINTHR	20	Paint	T/O	Chance	Break	
ST	38	11	14	5	6	39

## Game #8 - NC State 99, Bucknell 86

Dec. 5, 2015 - PNC Arena

## Bucknell 86 • 3-5

##	Player		Total		3-Ptr		Rebounds			PF	TP	A	TO	Blk	Stl</
----	--------	--	-------	--	-------	--	----------	--	--	----	----	---	----	-----	-------

**Game #9 - NC State 65, South Florida 46**  
**Dec. 13, 2015 - Tampa, Fla.**

## NC State 65 • 6-3

		Total	3-Ptr	Rebounds											
#	Player	FG-FGA	FG-FGA	FT-FTA	Off	Def	Tot	PF	TP	A	TO	Blk	Stl	Min	
00	Abu, Abdul-Malik	f	5-13	0-0	1-2	9	5	14	3	11	1	1	0	1	29
21	Anyia, BeeJay	f	7-8	0-0	3-6	2	5	7	3	17	1	2	5	1	24
12	Barber, Anthony	g	6-20	1-5	6-8	2	5	7	0	19	6	3	0	1	40-
14	Martin, Caleb	g	1-10	1-7	0-0	0	5	5	1	3	2	2	1	0	34
24	Rowan, Maverick	g	1-10	0-7	1-1	1	1	2	3	3	2	0	0	0	29
01	Freeman, Lennard		2-3	0-0	1-2	5	3	8	1	5	1	0	0	1	25
15	Martin, Cody		2-2	0-0	0-2	0	3	3	2	4	0	1	0	2	15
22	Kirk, Shaun		1-2	1-2	0-0	0	1	1	1	3	0	0	0	0	4
Team						3	1	4							
Totals			25-68	3-21	12-21	22	29	51	14	65	13	9	6	6	200
FG % 1st Half: 15-39 38.5% 2nd half: 10-29 34.5% Game: 25-68 36.8% Deadba															
3FG % 1st Half: 2-12 16.7% 2nd half: 1-9 11.1% Game: 3-21 14.3% Rebound															
PT % 1st Half: 3-6 50.0% 2nd half: 1-5 60.0% Game: 12-21 57.1% 5															

## USF 46 • 2-8

#	Player		Total		3-Ptr	Rebounds					A	TO	Blk	Stl	Min
			FG-G	FG-FGA	FT-FTA	Off	Def	Tot	PF	TP					
01	PERRY, Chris	f	0-3	0-0	2-2	1	5	6	4	2	1	0	0	0	17
22	NUNEZ, Angel	f	2-8	1-4	0-0	1	2	3	1	5	0	2	0	0	28
33	GUERRERO, Ruben	c	3-6	0-0	0-0	2	3	5	1	6	0	2	3	0	24
00	MCMURRAY, Jahmal		6-16	1-5	0-0	0	4	4	3	13	4	0	0	2	36
05	MORILLO, Nehemias	g	4-10	0-3	2-3	0	0	0	2	10	1	1	0	1	31
03	PETERS, Roddy		1-3	0-0	0-0	1	0	1	0	2	0	1	0	0	8
15	COUSINS, Jaleel		2-10	0-0	4-6	8	4	12	3	8	0	4	1	1	27
35	ZEIGLER, Bo		0-4	0-0	0-0	1	3	4	3	0	0	3	2	1	22
42	SANTOS, Luis		0-1	0-0	0-0	0	2	2	2	0	0	0	0	0	7
	Team					2	2	4			1				
	Totals		18-61	2-12	8-11	16	25	41	19	46	6	14	6	5	200
	FG % 1st Half:	5-28	17.9%	2nd half:	13-33	39.4%	Game:	18-61	29.5%						Deadbe
3FG	% 1st Half:	0-4	0.0%	2nd half:	2-8	25.0%	Game:	2-12	16.7%						Rebound
FT	% 1st Half:	5-6	83.3%	2nd half:	3-5	60.0%	Game:	8-11	72.7%						

Officials: Gerry Pollard, Joe DeRosa, Jeff Clark  
Technical fouls: NC State-None. USF-None.  
Attendance: 2945  
Time of Game: 1:44

Score by periods	1st	2nd	Total
NC State	35	30	65
USF	15	31	46

**Game #11 - NC State 73, Missouri 59**  
**Dec. 19, 2015 - Columbia, Mo.**

## NC State 73 • 8-3

#	Player	Total		3-Ptr	Rebounds					A	TO	Blk	Stl	Min
		FG-FGA	FG-FGA		FT-FTA	Off	Def	Tot	PF					
00	Abu, Abdul-Malik	* 4-8	0-0	5-5	3	8	11	2	33	0	1	1	0	33
12	Barber, Anthony	* 9-15	2-4	13-15	1	6	7	3	13	4	3	0	0	39
14	Martin, Caleb	* 2-14	1-9	0-0	1	1	2	2	5	2	2	0	1	29
21	Any, BeeJay	* 1-2	0-0	1-2	1	5	6	3	3	1	2	1	0	22
24	Rowan, Maverick	* 4-9	2-3	2-4	2	1	3	3	12	0	0	0	0	32
01	Freeman, Lennard		0-1	0-0	2	4	6	2	1	0	0	0	1	24
15	Martin, Cody		2-5	0-0	2	0	2	2	6	1	0	2	2	21
Team					3	1	4			1				
Totals		22-54	5-16	24-30	15	26	41	17	73	10	9	4	4	200
FG % 1st Half: 11-26 42.3% 2nd half: 11-28 39.3% Game: 22-54 40.7%														Deadball Rebounds 1
3FG % 1st Half: 3-9 33.3% 2nd half: 2-7 28.6% Game: 5-16 31.3%														
FT % 1st Half: 4-7 57.1% 2nd half: 20-23 87.0% Game: 24-30 80.0%														

**Mizzou 59 • 5-5**

		Total			3-Ptr			Rebounds								
#	Player	FG-FGA	FG-FGA	FT-FTA	Off	Def	Tot	PF	TP	A	TO	Blk	Stl	Min		
01	PHILLIPS	* 2-6	1-3	2-2	0	1	1	3	7	1	0	0	1	21		
12	WRIGHT	* 0-6	0-1	2-6	0	3	3	1	2	0	0	0	2	19		
15	CLARK	* 3-9	1-3	0-0	1	1	2	3	7	3	1	0	0	22		
24	PURYEAR	* 1-2	0-0	2-2	0	2	2	1	4	0	0	0	0	25		
04	ROSBURG	* 1-2	0-0	0-1	2	4	6	4	2	1	1	0	0	15		
04	ISABELL	4-7	1-2	1-2	1	2	3	2	10	2	2	0	2	24		
05	ALLEN	1-1	0-0	1-4	1	0	1	0	3	0	0	0	0	4		
10	WALTON	2-3	0-1	0-2	0	0	0	2	4	3	3	0	0	11		
23	GANT	2-5	0-0	0-0	1	1	2	2	4	0	0	1	1	16		
25	WOODS	2-3	0-0	0-0	0	4	4	3	4	2	0	1	0	19		
33	VANLEER	4-7	4-7	0-0	0	2	2	1	12	1	0	0	0	24		
Team					1	2	3									
Totals		22-51	7-17	8-19	7	22	29	22	59	13	8	2	6	200		
FG % 1st Half: 12-27 44.4% 2nd half: 10-24 41.7% Game: 22-51 43.1% Deadball																
3FG % 1st Half: 3-8 37.5% 2nd half: 4-9 44.4% Game: 7-17 41.2% Rebounds																
FT % 1st Half: 1-2 50.0% 2nd half: 7-17 41.2% Game: 8-19 42.1% 7																

Officials: William Humes, Tim Nestor, Jeffrey Anderson  
Technical fouls: NC State-None. Mizzou-None.  
Attendance: 8087



**Game #10 - NC State 76, High Point 73**  
**Dec. 16, 2015 - PNC Arena**

## High Point 73 • 8-3

#	Player	Total		3-Ptr		Rebounds				PF	TP	A	TO	Blk	Stl	Min
		FG-FGA	FG-FGA	FG-FGA	FT-FTA	Off	Def	OT								
00	Brown, John	* 6-17	0-0	5-6		7	7	4	17	2	1	4	2		32	
11	Mcintyre, Haiishen	* 0-1	0-1	4-4		0	3	3	2	4	2	0	4	0	24	
15	Cugini, Lorenzo	* 4-10	4-7	0-0		0	5	5	2	12	3	2	0	1	36	
22	Weary, Adam	* 7-10	0-0	1-1		1	1	2	4	15	3	1	0	2	34	
24	Lindauer, Anthony	* 6-11	3-5	3-3		1	6	7	3	18	3	2	1	2	36	
02	White, Austin	0-1	0-0	0-0		0	0	0	1	0	0	0	0	0	5	
03	Fox, Andre	0-1	0-0	0-0		0	1	1	2	0	0	1	0	0	5	
10	Thompson, Tarique	1-4	0-0	0-0		1	1	2	1	2	0	0	0	0	12	
12	Perez-Laham, Jorge	2-5	1-3	0-0		1	3	4	2	5	1	1	0	0	16	
	Team					0	2	2				1				
	Totals	26-60	8-16	13-14		11	22	33	21	73	14	9	5	7	200	

FG % 1st Half: 11-28 39.3%
2nd half: 15-32 46.9%
Game: 26-60 43.3%

FT % 1st Half: 2-5 40.0%
2nd half: 6-11 54.5%
Game: 8-16 50.0%

3FG % 1st Half: 2-7 28.6%
2nd half: 6-7 85.7%
Game: 13-14 92.9%

Deadba
Rebound
0

## NC State 76 • 7-3

#	Player	Total FG-FGA	3-Ptr FGA-FG3A	FT-FTA	Rebounds Off Def Tot	PF	TP	A TO Blk Stl	
00	Abu, Abdul-Malik	* 5-8	0-0	3-4	5 4 9	2	13	0 3 2 1	23
12	Barber, Anthony	* 10-22	3-5	3-4	1 4 5	2	26	6 0 0 0	40
14	Martin, Caleb	* 2-6	0-4	0-3	2 2 4	2	4	0 1 0 0	33
21	Anyia, BeeJay	* 2-4	0-0	1-3	2 5 7	2	5	1 1 4 1	30
24	Rowan, Maverick	* 6-19	4-10	3-4	3 4 7	1	19	0 2 0 1	37
01	Freeman, Lennard	2-3	0-0	0-0	2 3 5	4	4	0 1 0 0	12
15	Martin, Cody	1-3	0-0	3-4	2 1 3	1	5	0 0 0 2	25
	Team				3 1 4			1	
	Totals	28-65	7-19	13-22	20 24 44	14	76	7 9 6 5	200
	FG % 1st Half: 15-38	39.5%	2nd half: 13-27	48.1%	Game: 28-65	43.1%			Deadball Rebound 4
	3FG % 1st Half: 2-9	22.2%	2nd half: 5-10	50.0%	Game: 7-19	36.8%			
	FT % 1st Half: 4-7	57.1%	2nd half: 9-15	60.0%	Game: 13-22	59.1%			

Officials: Jeff Clark, Tim Kelly, Lamont Simpson  
Technical fouls: High Point-None. NC State-None.  
Attendance: 15602

Score by periods	1st	2nd	Total		In	Off	2nd	Fast	
				Points	Paint	T/O	Chance	Break	Bench
High Point	31	42	73	HPU	26	12	10	14	7
NC State	36	40	76	ST	32	14	21	11	9

Last FG - HPU 2nd-01:48, ST 2nd-00:01.

largest lead - HPU by 3 2nd-08:34. ST by 7 1st-00:41.

Score tied - 13 times.

Score tied - 13 times.  
Lead changed - 14 times.

**Game #12 - NC State 58, UNC Greensboro 52**  
**Dec. 22, 2015 - PNC Arena**

## UNCG 52 • 4-8

			Total	3-Ptr	Rebounds						
#	Player		FG-FGA	FG-FGA	FT-FTA	Off Def Tot	PF	TP	A TO Blk	Stl	Mins
01	Smith,Marvin	*	1-8	0-5	0-0	3 2 5	4	2	1 1 1	0	17
10	Alonso,Francis	*	2-6	1-2	0-0	0 2 2	2	5	1 2 0	0	26
13	Locke,Kayel	*	2-8	1-3	0-0	2 3 5	4	5	0 1 0	0	32
20	Baldwin,Diante	*	5-14	1-3	2-6	3 4 7	3	13	4 2 0	2	35
33	White,RJ	*	5-10	0-2	1-1	2 5 7	3	11	0 1 0	0	30
02	Lamot,Asad		1-3	1-2	0-0	1 3 4	3	3	0 0 0	1	19
11	Troy,Demetrius		3-8	3-6	0-0	1 2 3	1	9	4 3 0	1	24
25	Burgess,Lloyd		0-0	0-0	0-0	0 0 0	1	0	0 2 0	0	6
32	Kuiper,Jordy		2-3	0-1	0-0	1 0 1	2	4	0 1 0	1	11
	Team					0 6 6					
Totals			21-60	7-24	3-7	13 27 40	23	52	10 13 1	6	200
FG % 1st Half:			7-29	24.1%	2nd half:	14-31	45.2%				Deadball
3FG % 1st Half:			3-14	21.4%	2nd half:	4-10	40.0%				Rebounds
FT % 1st Half:			1-2	50.0%	2nd half:	2-5	40.0%				3

## NC State 58 • 9-3

#	Player	Total		3-Ptr	Rebounds									
		FG-FGA	FG-FGA	FT-FTA	Off	Def	Total	PF	TP	A	TO	Bk	Stl	Min
00	Abu, Abdul-Malik	* 4-8	0-0	3-8	2	9	11	3	11	0	1	2	0	33
10	Barber, Anthony	* 10-18	2-5	5-7	0	2	2	1	27	2	1	0	2	40
14	Martin, Caleb	* 1-4	1-2	0-0	1	5	6	2	3	2	3	0	0	34
21	Any, BeeJay	* 4-7	0-0	2-3	3	3	6	3	10	2	1	4	0	33
24	Rowan, Maverick	* 1-10	0-4	0-0	0	4	4	3	2	0	2	0	0	28
01	Freeman, Lennard	1-2	0-0	1-2	2	2	4	1	3	0	1	1	0	15
15	Martin, Cody	0-3	0-0	2-6	2	2	4	0	2	1	2	1	1	17
	Team				1	0	1							
Totals		21-52	3-11	13-26	11	27	38	13	58	7	11	8	3	200
FG % 1st Half: 8-27		29.6%	2nd half: 13-25	52.0%	Game: 21-52		40.4%	Deadball Rebounds						
3FG % 1st Half: 2-8		25.0%	2nd half: 1-3	33.3%	Game: 3-11		27.3%	6						
FT % 1st Half: 2-5		40.0%	2nd half: 11-21	52.4%	Game: 13-26		50.0%							

Officials: Jamie Luckie, Andrew Marotta, Ray Styons  
Technical fouls: UNCG-None. NC State-None.  
Attendance: 15716

Score by periods	1st	2nd	Total		In	Off	2nd	Fast	
				Points	Paint	T/O	Chance	Break	Bench
UNCG	18	34	52	UNCG	24	7	8	7	16
NC State	20	38	58	ST	22	8	7	6	5



## Game #13 - NC State 72, Northeastern 66

### Dec. 29, 2015 - PNC Arena

#### Northeastern 66 • 8-5

##	Player	Total		3-Ptr		Rebounds			PF	TP	A TO Blk Stl				Min
		FG-FGA	FG-FGA	FT-FTA	Off Def Tot	PF	TP	A TO Blk Stl							
04	Walker, David	* 5-12	3-7	0-1	0 1 1	2	13	5 5 0 1	3	14					
11	Miller, Jeremy	* 3-6	0-2	2-2	2 3 5	1	8	0 1 2 1	26						
12	Ford, Quincy	* 5-11	1-4	4-6	2 6 8	5	15	2 1 2 3	32						
15	Donnelly, Caleb	* 4-6	4-6	0-0	0 0 0	1	12	0 1 0 1	29						
33	Stahl, Zach	* 4-11	0-0	1-2	1 6 7	2	9	6 3 0 2	38						
20	Begley, Devon	0-2	0-1	0-0	0 0 0	2	0	0 0 0 1	10						
22	Gresham Jr., Donnell	3-4	3-4	0-0	0 1 1	3	9	0 1 0 1	20						
30	Green, Anthony	0-1	0-0	0-0	1 0 1	1	0	0 0 0 0	3						
34	Abakah, Kwesi	0-1	0-0	0-2	0 2 2	1	0	0 0 0 0	8						
Team					0 3 3			1							
Totals		24-54	11-24	7-13	6 22 28	18	66	13 13 4 10	200						

FG % 1st Half: 10-26 38.5% 2nd half: 14-28 50.0% Game: 24-54 44.4% Deadball Rebounds 2  
 3FG % 1st Half: 2-10 20.0% 2nd half: 9-14 64.3% Game: 11-24 45.8%  
 FT % 1st Half: 3-6 50.0% 2nd half: 4-7 57.1% Game: 7-13 53.8%

#### NC State 72 • 10-3

##	Player	Total		3-Ptr		Rebounds			PF	TP	A TO Blk Stl				Min
		FG-FGA	FG-FGA	FT-FTA	Off Def Tot	PF	TP	A TO Blk Stl							
00	Abu, Abdul-Malik	* 4-13	0-0	2-2	7 5 12	2	10	0 0 0 1	23						
12	Barber, Anthony	* 11-20	1-3	6-8	2 3 5	2	29	3 2 0 0	40						
14	Martin, Caleb	* 3-8	2-3	0-2	0 7 7	4	8	0 1 1 0	27						
21	Any, BeeJay	* 1-2	0-0	0-0	2 3 5	1	2	0 2 2 2	23						
24	Rowan, Maverick	* 6-12	4-8	0-0	0 2 2	3	16	2 3 0 1	38						
01	Freeman, Lennard	3-4	0-0	1-2	1 3 4	1	7	0 2 0 3	27						
15	Martin, Cody	0-1	0-0	0-0	0 3 3	3	0	3 1 1 1	22						
Team					1 0 1										
Totals		28-60	7-14	9-14	13 26 39	16	72	8 11 4 8	200						

FG % 1st Half: 10-31 32.3% 2nd half: 18-29 62.1% Game: 28-60 46.7% Deadball Rebounds 2,2  
 3FG % 1st Half: 1-5 20.0% 2nd half: 6-9 66.7% Game: 7-14 50.0%  
 FT % 1st Half: 6-7 85.7% 2nd half: 3-7 42.9% Game: 9-14 64.3%

Officials: Bryan Kersey, Jerry Heater, Ray Styons  
 Technical fouls: Northeastern-None. NC State-None.  
 Attendance: 17074  
 Fouled out: NE: #12 Ford, Q. at 0:56.7 in 2nd half

Score by periods	1st	2nd	Total
Northeastern	25	41	66
NC State	27	45	72

Points	In Paint	Off T/O	2nd Chance	Fast Break	Bench
NU	24	14	4	23	9
ST	32	19	8	13	7

## Game #15 - #16/16 Louisville 77, NC State 72

### Jan. 7, 2015 - PNC Arena

#### Louisville 77 • 13-2, 2-0

##	Player	Total		3-Ptr		Rebounds			PF	TP	A TO Blk Stl				Min
		FG-FGA	FG-FGA	FT-FTA	Off Def Tot	PF	TP	A TO Blk Stl							
00	Lee, Damion	* 4-8	3-5	2-4	0 2 2	3	13	1 1 0 0	36						
03	Lewis, Trey	* 0-4	0-2	4-4	0 2 2	4	4	2 1 0 1	19						
10	Johnson, Jaylen	* 3-8	0-0	2-2	3 4 7	3	8	0 0 1 0	21						
32	Onuaku, Chinanu	* 6-9	0-0	0-2	2 12 14	1	12	0 3 1 1	32						
45	Mitchell, Donovan	* 1-3	0-0	1-2	1 1 2	3	3	4 1 0 0	22						
02	Snider, Quentin	7-11	4-6	3-5	0 0 0	2	21	2 1 0 2	32						
05	Stockman, Matz	0-0	0-0	0-0	0 0 0	0	0	0 0 0 0	1						
13	Spalding, Ray	6-8	0-0	0-0	2 0 2	3	12	1 1 0 1	19						
14	Mahmoud, Anas	0-1	0-0	0-0	0 1 1	2	0	0 1 1 0	7						
22	Adel, Deng	2-5	0-0	0-0	1 0 1	2	4	0 1 1 0	7						
23	Levitich, David	0-0	0-0	0-0	0 1 1	0	0	0 0 0 0	4						
Team					3 1 4			1							
Totals		29-57	7-13	12-19	12 24 36	23	77	10 11 4 5	200						

FG % 1st Half: 14-31 45.2% 2nd half: 15-26 57.7% Game: 29-57 50.9% Deadball Rebounds 3  
 3FG % 1st Half: 3-6 50.0% 2nd half: 4-7 57.1% Game: 7-13 53.8%  
 FT % 1st Half: 3-4 75.0% 2nd half: 9-15 60.0% Game: 12-19 63.2%

#### NC State 72 • 10-5, 0-2

##	Player	Total		3-Ptr		Rebounds			PF	TP	A TO Blk Stl				Min
		FG-FGA	FG-FGA	FT-FTA	Off Def Tot	PF	TP	A TO Blk Stl							
00	Abu, Abdul-Malik	* 5-10	0-0	5-8	5 7 12	1	15	0 2 1 0	33						
12	Barber, Anthony	* 7-22	1-7	5-5	0 3 3	2	20	4 1 0 1	39						
14	Martin, Caleb	* 3-10	3-7	4-5	2 1 3	4	13	1 2 1 1	28						
21	Any, BeeJay	* 1-2	0-0	0-4	5 2 7	3	2	1 0 1 0	22						
24	Rowan, Maverick	* 5-13	4-8	3-3	1 1 2	4	17	1 0 0 0	32						
01	Freeman, Lennard	0-1	0-0	2-4	3 3 6	3	2	0 1 1 0	24						
15	Martin, Cody	1-3	0-0	1-2	2 2 4	0	3	2 3 1 0	22						
Team					1 1 2			1							
Totals		22-61	8-22	20-31	19 20 39	17	72	9 10 5 2	200						

FG % 1st Half: 8-30 26.7% 2nd half: 14-31 45.2% Game: 22-61 36.1% Deadball Rebounds 7  
 3FG % 1st Half: 2-11 18.2% 2nd half: 6-11 54.5% Game: 8-22 36.4%  
 FT % 1st Half: 11-18 61.1% 2nd half: 9-13 69.2% Game: 20-31 64.5%

Officials: Joe Lindsay, Michael Stephens, Doug Shows  
 Technical fouls: Louisville-None. NC State-None.  
 Attendance: 17762

## Game #14 - Virginia Tech 73, NC State 68 (OT)

### Jan. 2, 2016 - Blacksburg, Va.

#### NC State 68 • 10-4, 0-1

##	Player	Total		3-Ptr		Rebounds			PF	TP	A TO Blk Stl				Min
		FG-FGA	FG-FGA	FT-FTA	Off Def Tot	PF	TP	A TO Blk Stl							
00	Abu, Abdul-Malik	f 3-7	0-0	2-4	1 7 8	3	8	2 0 0 0	25						
14	Martin, Caleb	f 4-17	3-13	3-3	1 3 4	2	14	0 2 1 0	40-						
21	Any, BeeJay	f 1-4	0-0	4-10	7 5 12	4	6	1 0 5 0	33						
12	Barber, Anthony	g 7-21	2-6	5-6	0 7 7	2	21	2 3 0 0	45						
24	Rowan, Maverick	g 1-8	0-4	4-5	0 1 1	1	6	0 1 0 0	24						
01	Freeman, Lennard	2-4	0-0	2-3	3 3 6	5	6	2 1 1 0	31						
15	Martin, Cody	3-4	0-0	1-2	3 1 4	2	7	0 1 1 1	27						
Team					6 2 8			2							
Totals		21-65	5-23	21-33	21 29 50	19	68	7 10 8 1	225						

FG % 1st Half: 11-30 36.7% 2nd half: 9-29 31.0% OT: 1-6 16.7% Game: 21-65 32.3% Deadball Rebound 8  
 3FG % 1st Half: 4-12 33.3% 2nd half: 1-8 12.5% OT: 0-3 0.0% Game: 5-23 21.7%  
 FT % 1st Half: 8-9 88.9% 2nd half: 8-12 66.7% OT: 5-12 41.7% Game: 21-33 63.6%

#### Virginia Tech 73 • 9-5, 1-0

##	Player	Total		3-Ptr		Rebounds			PF	TP	A TO Blk Stl				Min
		FG-FGA	FG-FGA	FT-FTA	Off Def Tot	PF	TP	A TO Blk Stl							
00	Shane Henry	f 0-3	0-0	0-4	0 4 4	2	0	0 0 2 0	17						
32	Zach LeDay	f 2-6	0-1	5-6	5 7 12	4	9	1 0 3 1	41						
04	Seth Allen	g 9-19	3-5	2-2	1 3 4	3	23	1 2 1 1	39						
10	Justin Bibbs	g 0-5	0-3	2-2	0 2 2	2	2	0 0 0 0	30						
23	Jalen Hudson	g 10-21	1-5	2-3	2 1 3	5	23	0 1 1 0	28						
05	Justin Robinson	3-5	0-1	0-0	1 2 3	2	6	1 0 0 0	20						
11	Devin Wilson	0-2	0-1	1-2	0 2 2	2	1	0 0 0 0	19						
21	Satchel Pierce	0-0	0-0	0-0	0 0 0	1	0	0 0 0 0	2						
22	Johnny Hamilton	0-0	0-0	0-0	0 1 1	0	0	0 0 0 0	5						
24	Kerry Blackshear Jr.	3-8	1-2	2-3	5 3 8	3	9	0 1 0 0	24						
Team					2 0 2										
Totals		27-69	5-18	14-22	16 25 41	24	73	3 4 7 2	225						

FG % 1st Half: 10-32 31.3% 2nd half: 14-29 48.3% OT: 3-8 37.5% Game: 27-69 39.1% Deadball Rebound 5,2  
 3FG % 1st Half: 1-10 10.0% 2nd half: 4-7 57.1% OT: 0-1 0.0% Game: 5-18 27.8%  
 FT % 1st Half: 3-6 50.0% 2nd half: 5-7 71.4% OT: 6-9 66.7% Game: 14-22 63.6%

Officials: Mike Eades, Lamar Simpson, Bill McCarthy  
 Technical fouls: NC State-None. Virginia Tech-None.  
 Attendance: 4971

Score by periods	1st	2nd	OT	Total
NC State	34	27	7	68
Virginia Tech	24	37	12	73

Points	In Paint	Off T/O	2nd Chance	Fast Break	Bench
ST	24	2	18	4	13
VT	36	15	20	10	16

## Game #16 - Wake Forest 77, NC State 74

### Jan. 10, 2016 - Winston-Salem, N.C.

#### NC State 74 • 10-6, 0-3

##	
----	--

## Game #17 - Florida State 85, NC State 78

### Jan. 13, 2016 - PNC Arena

Florida State 85 • 11-5, 1-3

##	Player	Total		3-Ptr		Rebounds			PF	TP	A	TO	Blk	Stl	Min
		FG-FGA	FG-FGA	FT-FTA	Off Def Tot										
04	Bacon, Dwayne	* 6-14	2-5	1-3	1 3 4	1	15	2	5	0	1	28			
05	Beasley, Malik	* 7-12	2-3	6-7	1 8 9	3	22	0	0	1	1	32			
15	Bojanovsky, Boris	* 2-3	0-0	0-1	3 2 5	5	4	0	0	1	1	14			
22	Rathan-Mayes, Xavier	* 3-7	1-3	4-6	0 1 1	1	11	7	2	0	1	28			
32	Brandon, Montay	* 0-1	0-0	0-0	0 0 0	3	0	0	1	0	1	9			
01	Bookert, Devon	* 6-9	4-4	2-2	2 0 2	2	18	0	0	0	1	26			
03	Bell, Benji	* 1-4	0-0	0-0	1 3 4	2	2	1	2	0	0	11			
14	Mann, Terance	* 3-6	0-2	1-3	3 6 9	2	7	0	0	2	0	27			
21	Koumadje, Chris	* 1-3	0-0	0-0	1 1 2	1	2	0	1	3	0	11			
23	Smith, Jarquez	* 2-3	0-0	0-0	1 0 1	2	4	0	2	1	0	14			
Team					1 2 3										
Totals		31-62	9-17	14-22	14 26 40	22	85	10	13	8	6	200			

FG % 1st Half: 15-29 51.7% 2nd half: 16-33 48.5% Game: 31-62 50.0% Deadbal  
 3FG % 1st Half: 5-10 50.0% 2nd half: 4-7 57.1% Game: 9-17 52.9% Rebound  
 FT % 1st Half: 3-8 37.5% 2nd half: 11-14 78.6% Game: 14-22 63.6%

NC State 78 • 10-7, 0-4

##	Player	Total		3-Ptr		Rebounds			PF	TP	A	TO	Blk	Stl	Min
		FG-FGA	FG-FGA	FT-FTA	Off Def Tot										
00	Abu, Abdul-Malik	* 6-12	0-0	9-11	7 6 13	1	21	6	2	0	0	37			
12	Barber, Anthony	* 6-14	2-5	2-2	0 3 3	4	16	3	2	0	1	34			
14	Martin, Caleb	* 2-13	1-10	2-2	1 2 3	3	7	2	1	1	0	32			
21	Any, BeeJay	* 1-1	0-0	0-2	2 2 4	2	2	0	2	1	2	17			
24	Rowan, Maverick	* 6-16	3-9	7-9	3 0 3	3	22	0	1	0	0	37			
01	Freeman, Lennard	* 1-3	0-0	2-2	4 4 8	3	4	1	2	0	1	17			
15	Martin, Cody	* 2-4	1-1	1-4	1 3 4	2	6	1	1	0	2	24			
22	Kirk, Shaun	* 0-1	0-1	0-0	0 0 0	1	0	0	1	0	0	2			
Team					2 1 3										
Totals		24-64	7-26	23-32	20 21 41	19	78	13	12	2	6	200			

FG % 1st Half: 10-30 33.3% 2nd half: 14-34 41.2% Game: 24-64 37.5% Deadbal  
 3FG % 1st Half: 3-14 21.4% 2nd half: 4-12 33.3% Game: 7-26 26.9% Rebound  
 FT % 1st Half: 5-9 55.6% 2nd half: 18-23 78.3% Game: 23-32 71.9%

Officials: Roger Ayers, Tim Kelly, Michael Roberts  
 Technical fouls: Florida State-None. NC State-None.  
 Attendance: 16846  
 Fouled out: FSU: #15 Bojanovsky, B. at 1:20 in 2nd half

Score by periods	1st	2nd	Total
Florida State	38	47	85
NC State	28	50	78

Points	In Paint	Off T/O	2nd Chance	Fast Break	Bench
FS	40	12	22	17	33
ST	26	17	14	11	10

## Game #18 - #5 North Carolina 67, NC State 55

### Jan. 16, 2016 - Chapel Hill, N.C.

NC State 55 • 10-8, 0-5 ACC

##	Player	Total		3-Ptr		Rebounds			PF	TP	A	TO	Blk	Stl	Min
		FG-FGA	FG-FGA	FT-FTA	Off Def Tot										
00	Abu, Abdul-Malik	f 5-14	0-0	2-2	8 6 14	5	12	3	2	0	0	27			
21	Any, BeeJay	f 1-2	0-0	0-0	1 3 4	5	2	0	1	3	0	28			
12	Barber, Anthony	g 4-11	1-2	0-0	0 3 3	1	9	1	5	0	0	35			
15	Martin, Cody	g 4-7	0-0	2-4	4 3 7	0	10	3	4	0	1	32			
24	Rowan, Maverick	g 4-15	2-8	0-0	1 0 1	2	10	0	1	0	1	36			
01	Freeman, Lennard	1-1	0-0	1-2	1 1 2	0	3	0	1	0	0	21			
14	Martin, Caleb	3-5	1-2	2-2	1 1 2	3	9	0	3	0	2	21			
Team					1 3 4										
Totals		22-55	4-12	7-10	17 20 37	16	55	7	18	3	4	200			

FG % 1st Half: 13-28 46.4% 2nd half: 9-27 33.3% Game: 22-55 40.0% Deadbal  
 3FG % 1st Half: 2-5 40.0% 2nd half: 2-7 28.6% Game: 4-12 33.3% Rebound  
 FT % 1st Half: 1-2 50.0% 2nd half: 6-8 75.0% Game: 7-10 70.0%

North Carolina 67 • 16-2, 5-0 ACC

##	Player	Total		3-Ptr		Rebounds			PF	TP	A	TO	Blk	Stl	Min
		FG-FGA	FG-FGA	FT-FTA	Off Def Tot										
03	Kennedy Meeks	f 10-16	0-0	3-4	5 1 6	1	23	0	1	3	1	30			
11	Brice Johnson	f 3-6	0-0	0-1	0 2 2	4	6	0	2	2	1	18			
44	Justin Jackson	f 2-9	1-3	1-2	3 0 3	2	6	2	1	0	0	28			
02	Joel Berry II	g 5-9	3-5	1-2	1 3 4	1	14	4	3	1	1	32			
05	Marcus Paige	g 1-9	0-6	1-2	0 2 2	0	3	3	2	0	2	31			
00	Nate Britt	1-5	1-3	0-0	2 1 3	1	3	4	0	0	3	17			
01	Theo Pinson	0-5	0-2	2-2	1 2 3	0	2	0	0	0	0	12			
04	Isaiah Hicks	3-5	0-0	4-6	3 3 6	4	10	2	0	1	0	18			
24	Kenny Williams	0-0	0-0	0-0	0 0 0	0	0	0	0	0	0	2			
32	Luke Maye	0-2	0-1	0-0	2 2 4	1	0	2	0	0	0	7			
42	Joel James	0-0	0-0	0-0	0 0 0	1	0	0	0	0	0	5			
Team					4 1 5										
Totals		25-66	5-20	12-19	21 17 38	15	67	17	9	7	8	200			

FG % 1st Half: 11-32 34.4% 2nd half: 14-34 41.2% Game: 25-66 37.9% Deadbal  
 3FG % 1st Half: 2-9 22.2% 2nd half: 3-11 27.3% Game: 5-20 25.0% Rebound  
 FT % 1st Half: 5-11 45.5% 2nd half: 7-8 87.5% Game: 12-19 63.2%

Officials: Mike Eades, Sean Hull, Terry Wymer  
 Technical fouls: NC State-None. North Carolina-None.  
 Attendance: 21750

Score by periods	1st	2nd	Total
NC State	29	26	55
North Carolina	29	38	67

Points	In Paint	Off T/O	2nd Chance	Fast Break	Bench
ST	26	7	23	4	12
NC	36	17	24	7	15

Last FG - ST 2nd-02:15, NC 2nd-02:31.  
 nearest lead - ST hv 5 1st-10:48, NC hv 12 2nd-06:59.

Score tied - 3 times.  
 Lead changed - 8 times.

## Game #19 - NC State at #20 Pittsburgh

### Jan. 19, 2016 - Pittsburgh, Pa.

## Game #20 - NC State vs. #12 Duke

### Jan. 23, 2016 - PNC Arena

## 2015-16 NC State Team Game-by-Game

Opponent	Date	Score		Total		3-Pointers		Free throws		Rebounds				pf	a	t/o	blk	stl	pts	avg
				fg-fga	pct	3fg-fga	pct	ft-fa	pct	off	def	tot	avg							
WILLIAM & MARY	11/13/15	68-85	L	27-71	.380	6-22	.273	8-14	.571	16	22	38	38.0	17	15	10	5	8	68	68.0
SOUTH ALABAMA	11/15/15	88-70	W	29-57	.509	6-16	.375	24-34	.706	10	37	47	42.5	23	14	14	5	4	88	78.0
IUPUI	11/18/15	79-56	W	25-61	.410	6-19	.316	23-39	.590	20	32	52	45.7	17	11	11	8	3	79	78.3
vs Arizona State	11/23/15	76-79	L	26-58	.448	5-16	.313	19-28	.679	10	25	35	43.0	22	14	8	3	3	76	77.8
vs LSU	11/24/15	83-72	Wot	27-68	.397	6-17	.353	23-29	.793	16	38	54	45.2	11	18	14	2	6	83	78.8
WINTHROP	11/27/15	87-79	W	29-62	.468	4-12	.333	25-34	.735	13	28	41	44.5	21	15	9	6	4	87	80.2
MICHIGAN	12/1/15	59-66	L	19-58	.328	4-17	.235	17-24	.708	13	23	36	43.3	17	8	7	3	6	59	77.1
BUCKNELL	12/5/15	99-86	W	31-57	.544	9-17	.529	28-35	.800	16	24	40	42.9	13	13	14	6	6	99	79.9
at USF	12/13/15	65-46	W	25-68	.368	3-21	.143	12-21	.571	22	29	51	43.8	14	13	9	6	6	65	78.2
HIGH POINT	12/16/15	76-73	W	28-65	.431	7-19	.368	13-22	.591	20	24	44	43.8	14	7	9	6	5	76	78.0
at Mizzou	12-19-15	73-59	W	22-54	.407	5-16	.313	24-30	.800	15	26	41	43.5	17	10	9	4	4	73	77.5
UNCG	12/22/15	58-52	W	21-52	.404	3-11	.273	13-26	.500	11	27	38	43.1	13	7	11	8	3	58	75.9
NORTHEASTERN	12/29/15	72-66	W	28-60	.467	7-14	.500	9-14	.643	13	26	39	42.8	16	8	11	4	8	72	75.6
at Virginia Tech	01/02/16	68-73	Lot	21-65	.323	5-23	.217	21-33	.636	21	29	50	43.3	19	7	10	8	1	68	75.1
LOUISVILLE	1/7/16	72-77	L	22-61	.361	8-22	.364	20-31	.645	19	20	39	43.0	17	9	10	5	2	72	74.9
at Wake Forest	01/10/16	74-77	L	30-71	.423	8-25	.320	6-10	.600	14	26	40	42.8	23	18	10	3	4	74	74.8
FLORIDA STATE	1/13/16	78-85	L	24-64	.375	7-26	.269	23-32	.719	20	21	41	42.7	19	13	12	2	6	78	75.0
at North Carolina	01/16/16	55-67	L	22-55	.400	4-12	.333	7-10	.700	17	20	37	42.4	16	7	18	3	4	55	73.9
NC State		1330		456-1107	.412	103-325	.317	315-466	.676	286	477	763	42.4	309	207	196	87	83	1330	73.9
Opponents		1268		459-1107	.415	145-385	.377	205-311	.659	216	446	662	36.8	400	220	198	67	113	1268	70.4

Games played: 18

Points/game: 73.9

FG Pct: 41.2

3FG Pct: 31.7

FT Pct: 67.6

Rebounds/game: 42.4

Assists/game: 11.5

Turnovers/game: 10.9

Assist/turnover ratio: 1.1

Steals/game: 4.6

Blocks/game: 4.8

## 2015-16 Opponent Team Game-by-Game

Opponent	Date	Score		Total		3-Pointers		Free throws		Rebounds				pf	a	t/o	blk	stl	pts	avg
				fg-fga	pct	3fg-fga	pct	ft-fa	pct	off	def	tot	avg							
WILLIAM & MARY	11/13/15	68-85	L	31-60	.517	9-22	.409	14-19	.737	11	31	42	42.0	17	16	14	2	10	85	85.0
SOUTH ALABAMA	11/15/15	88-70	W	23-73	.315	9-26	.346	15-25	.600	18	24	42	42.0	24	9	10	2	5	70	77.5
IUPUI	11/18/15	79-56	W	20-60	.333	9-25	.360	7-11	.636	10	27	37	40.3	34	9	13	2	6	56	70.3
vs Arizona State	11/23/15	76-79	L	29-68	.426	6-23	.261	15-21	.714	18	29	47	42.0	27	10	12	0	5	79	72.5
vs LSU	11/24/15	83-72	Wot	28-77	.364	11-33	.333	5-10	.500	12	29	41	41.8	23	17	12	5	9	72	72.4
WINTHROP	11/27/15	87-79	W	24-61	.393	12-28	.429	19-23	.826	10	24	34	40.5	27	11	13	4	5	79	73.5
MICHIGAN	12/1/15	59-66	L	24-48	.500	7-20	.350	11-13	.846	2	30	32	39.3	20	15	11	2	3	66	72.4
BUCKNELL	12/5/15	99-86	W	32-62	.516	13-27	.481	9-15	.600	7	14	21	37.0	24	22	9	3	9	86	74.1
at USF	12/13/15	65-46	W	18-61	.295	2-12	.167	8-11	.727	16	25	41	37.4	19	6	14	6	5	46	71.0
HIGH POINT	12/16/15	76-73	W	26-60	.433	8-16	.500	13-14	.929	11	22	33	37.0	21	14	9	5	7	73	71.2
at Mizzou	12-19-15	73-59	W	22-51	.431	7-17	.412	8-19	.421	7	22	29	36.3	22	13	8	2	6	59	70.1
UNCG	12/22/15	58-52	W	21-60	.350	7-24	.292	3-7	.429	13	27	40	36.6	23	10	13	1	6	52	68.6
NORTHEASTERN	12/29/15	72-66	W	24-54	.444	11-24	.458	7-13	.538	6	22	28	35.9	18	13	13	4	10	66	68.4
at Virginia Tech	01/02/16	68-73	Lot	27-69	.391	5-18	.278	14-22	.636	16	25	41	36.3	24	3	4	7	2	73	68.7
LOUISVILLE	1/7/16	72-77	L	29-57	.509	7-13	.538	12-19	.632	12	24	36	36.3	23	10	11	4	5	77	69.3
at Wake Forest	01/10/16	74-77	L	25-58	.431	8-20	.400	19-28	.679	12	28	40	36.5	17	15	10	3	6	77	69.8
FLORIDA STATE	1/13/16	78-85	L	31-62	.500	9-17	.529	14-22	.636	14	26	40	36.7	22	10	13	8	6	85	70.6
at North Carolina	01/16/16	55-67	L	25-66	.379	5-20	.250	12-19	.632	21	17	38	36.8	15	17	9	7	8	67	70.4
Opponents		1268		459-1107	.415	145-385	.377	205-311	.659	216	446	662	36.8	400	220	198	67	113	1268	70.4
NC State		1330		456-1107	.412	103-325	.317	315-466	.676	286	477	763	42.4	309	207	196	87	83	1330	73.9

Games played: 18  
Points/game: 70.4  
FG Pct: 41.5  
3FG Pct: 37.7  
FT Pct: 65.9

Rebounds/game: 36.8  
Assists/game: 12.2  
Turnovers/game: 11.0  
Assist/turnover ratio: 1.1  
Steals/game: 6.3  
Blocks/game: 3.7





## 2015-16 NC State Team Game Highs

POINTS	99	BUCKNELL (12/5/15)
	88	SOUTH ALABAMA (11/15/15)
	87	WINTHROP (11/27/15)
	83	vs LSU (11/24/15)
	79	IUPUI (11/18/15)
FIELD GOALS MADE	31	BUCKNELL (12/5/15)
	30	at Wake Forest (01/10/16)
FIELD GOAL ATTEMPTS	71	at Wake Forest (01/10/16)
	71	WILLIAM & MARY (11/13/15)
FIELD GOAL PERCENTAGE	.544 (31-57)	BUCKNELL (12/5/15)
	.509 (29-57)	SOUTH ALABAMA (11/15/15)
3 PT FIELD GOALS MADE	9	BUCKNELL (12/5/15)
	8	at Wake Forest (01/10/16)
	8	LOUISVILLE (1/7/16)
3 PT FG ATTEMPTS	26	FLORIDA STATE (1/13/16)
	25	at Wake Forest (01/10/16)
3 PT FG PERCENTAGE	.529 (9-17)	BUCKNELL (12/5/15)
	.500 (7-14)	NORTHEASTERN (12/29/15)
FREE THROWS MADE	28	BUCKNELL (12/5/15)
	25	WINTHROP (11/27/15)
FREE THROW ATTEMPTS	39	IUPUI (11/18/15)
	35	BUCKNELL (12/5/15)
FREE THROW PERCENTAGE	.800 (28-35)	BUCKNELL (12/5/15)
	.800 (24-30)	at Mizzou (12-19-15)
REBOUNDS	54	vs LSU (11/24/15)
	52	IUPUI (11/18/15)
ASSISTS	18	at Wake Forest (01/10/16)
	18	vs LSU (11/24/15)
STEALS	8	NORTHEASTERN (12/29/15)
	8	WILLIAM & MARY (11/13/15)
BLOCKED SHOTS	8	at Virginia Tech (01/02/16)
	8	UNCG (12/22/15)
	8	IUPUI (11/18/15)
TURNOVERS	18	at North Carolina (01/16/16)
	14	BUCKNELL (12/5/15)
	14	vs LSU (11/24/15)
	14	SOUTH ALABAMA (11/15/15)
FOULS	23	at Wake Forest (01/10/16)
	23	SOUTH ALABAMA (11/15/15)

## 2015-16 Opponent Team Game Highs

POINTS	86	BUCKNELL (12/5/15)
	85	FLORIDA STATE (1/13/16)
	85	WILLIAM & MARY (11/13/15)
	79	WINTHROP (11/27/15)
	79	vs Arizona State (11/23/15)
FIELD GOALS MADE	32	BUCKNELL (12/5/15)
	31	FLORIDA STATE (1/13/16)
	31	WILLIAM & MARY (11/13/15)
FIELD GOAL ATTEMPTS	77	vs LSU (11/24/15)
	73	SOUTH ALABAMA (11/15/15)
FIELD GOAL PERCENTAGE	.517 (31-60)	WILLIAM & MARY (11/13/15)
	.516 (32-62)	BUCKNELL (12/5/15)
3 PT FIELD GOALS MADE	13	BUCKNELL (12/5/15)
	12	WINTHROP (11/27/15)
3 PT FG ATTEMPTS	33	vs LSU (11/24/15)
	28	WINTHROP (11/27/15)
3 PT FG PERCENTAGE	.538 (7-13)	LOUISVILLE (1/7/16)
	.529 (9-17)	FLORIDA STATE (1/13/16)
FREE THROWS MADE	19	at Wake Forest (01/10/16)
	19	WINTHROP (11/27/15)
FREE THROW ATTEMPTS	28	at Wake Forest (01/10/16)
	25	SOUTH ALABAMA (11/15/15)
FREE THROW PERCENTAGE	.929 (13-14)	HIGH POINT (12/16/15)
	.846 (11-13)	MICHIGAN (12/1/15)
REBOUNDS	47	vs Arizona State (11/23/15)
	42	SOUTH ALABAMA (11/15/15)
	42	WILLIAM & MARY (11/13/15)
ASSISTS	22	BUCKNELL (12/5/15)
	17	at North Carolina (01/16/16)
	17	vs LSU (11/24/15)
STEALS	10	NORTHEASTERN (12/29/15)
	10	WILLIAM & MARY (11/13/15)
BLOCKED SHOTS	8	FLORIDA STATE (1/13/16)
	7	at North Carolina (01/16/16)
	7	at Virginia Tech (01/02/16)
TURNOVERS	14	at USF (12/13/15)
	14	WILLIAM & MARY (11/13/15)
FOULS	34	IUPUI (11/18/15)
	27	WINTHROP (11/27/15)
	27	vs Arizona State (11/23/15)

## 2015-16 NC State Player Game Highs

Points	37	Barber, Anthony vs Winthrop (11/27/15)
	33	Barber, Anthony at Mizzou (12-19-15)
	29	Barber, Anthony vs Northeastern (12/29/15)
	27	Barber, Anthony vs UNCG (12/22/15)
	27	Rowan, Maverick vs Bucknell (12/5/15)
Field Goals Made	11	Barber, Anthony vs Northeastern (12/29/15)
	10	Barber, Anthony at Wake Forest (01/10/16)
	10	Barber, Anthony vs UNCG (12/22/15)
	10	Barber, Anthony vs High Point (12/16/15)
Field Goal Att.	22	Barber, Anthony at Wake Forest (01/10/16)
	22	Barber, Anthony vs Louisville (1/7/16)
	22	Barber, Anthony vs High Point (12/16/15)
FG Pct (min 5 made)	.875 (7-8)	Any, BeeJay at USF (12/13/15)
	.700 (7-10)	Martin, Caleb vs South Alabama (11/15/15)
3-Point FG Made	5	Martin, Caleb vs Bucknell (12/5/15)
	5	Martin, Caleb vs William & Mary (11/13/15)
3-Point FG Att.	13	Martin, Caleb at Virginia Tech (01/02/16)
	11	Rowan, Maverick at Wake Forest (01/10/16)
3-Pt FG Pct (min 2 made)	.667 (4-6)	Martin, Caleb vs South Alabama (11/15/15)
	.667 (2-3)	Martin, Caleb vs Northeastern (12/29/15)
	.667 (2-3)	Rowan, Maverick at Mizzou (12-19-15)
Free Throws Made	19	Barber, Anthony vs Winthrop (11/27/15)
	13	Barber, Anthony at Mizzou (12-19-15)
Free Throw Att.	22	Barber, Anthony vs Winthrop (11/27/15)
	15	Barber, Anthony at Mizzou (12-19-15)
FT Pct (min 3 made)	1.000 (12-12)	Barber, Anthony vs LSU (11/24/15)
	1.000 (6-6)	Martin, Caleb vs Michigan (12/1/15)
	1.000 (5-5)	Barber, Anthony vs Louisville (1/7/16)
	1.000 (5-5)	Abu, Abdul-Malik at Mizzou (12-19-15)
	1.000 (4-4)	Martin, Cody vs Bucknell (12/5/15)
	1.000 (4-4)	Barber, Anthony vs Michigan (12/1/15)
	1.000 (4-4)	Martin, Caleb vs Winthrop (11/27/15)
	1.000 (3-3)	Rowan, Maverick vs Louisville (1/7/16)
	1.000 (3-3)	Martin, Caleb at Virginia Tech (01/02/16)
	1.000 (3-3)	Rowan, Maverick vs William & Mary (11/13/15)
Rebounds	14	Abu, Abdul-Malik at North Carolina (01/16/16)
	14	Abu, Abdul-Malik at USF (12/13/15)
Assists	8	Barber, Anthony vs Winthrop (11/27/15)
	8	Barber, Anthony vs Arizona State (11/23/15)
	8	Barber, Anthony vs South Alabama (11/15/15)
Steals	4	Martin, Cody vs LSU (11/24/15)
	4	Martin, Caleb vs William & Mary (11/13/15)
Blocked Shots	5	Any, BeeJay at Virginia Tech (01/02/16)
	5	Any, BeeJay at USF (12/13/15)
	5	Any, BeeJay vs South Alabama (11/15/15)
Turnovers	5	Barber, Anthony at North Carolina (01/16/16)
	5	Barber, Anthony vs South Alabama (11/15/15)
Fouls	5	Abu, Abdul-Malik at North Carolina (01/16/16)
	5	Any, BeeJay at North Carolina (01/16/16)
	5	Any, BeeJay at Wake Forest (01/10/16)
	5	Freeman, Lennard at Virginia Tech (01/02/16)
	5	Any, BeeJay vs Bucknell (12/5/15)

## 2015-16 Opponent Player Game Highs

Points	38	Gavin, Jimmy vs Winthrop (11/27/15)
	29	Hass, Chris vs Bucknell (12/5/15)
	25	Thomas, Zach vs Bucknell (12/5/15)
	23	Kennedy Meeks at North Carolina (01/16/16)
	23	Jalen Hudson at Virginia Tech (01/02/16)
	23	Seth Allen at Virginia Tech (01/02/16)
Field Goals Made	10	Kennedy Meeks at North Carolina (01/16/16)
	10	Jalen Hudson at Virginia Tech (01/02/16)
	10	Hass, Chris vs Bucknell (12/5/15)
	10	Gavin, Jimmy vs Winthrop (11/27/15)
Field Goal Att.	21	Jalen Hudson at Virginia Tech (01/02/16)
	20	QUARTERMAN, Tim vs LSU (11/24/15)
FG Pct (min 5 made)	.750 (6-8)	Spalding, Ray vs Louisville (1/7/16)
	.750 (6-8)	Robinson, Duncan vs Michigan (12/1/15)
3-Point FG Made	7	Hass, Chris vs Bucknell (12/5/15)
	7	Gavin, Jimmy vs Winthrop (11/27/15)
3-Point FG Att.	14	Hass, Chris vs Bucknell (12/5/15)
	12	Gavin, Jimmy vs Winthrop (11/27/15)
3-Pt FG Pct (min 2 made)	1.000 (4-4)	Bookert, Devon vs Florida State (1/13/16)
	1.000 (2-2)	Brown, John vs South Alabama (11/15/15)
	1.000 (2-2)	Burchfield, Connor vs William & Mary (11/13/15)
Free Throws Made	11	Gavin, Jimmy vs Winthrop (11/27/15)
	9	LeVert, Caris vs Michigan (12/1/15)
Free Throw Att.	12	Gavin, Jimmy vs Winthrop (11/27/15)
	11	Devin Thomas at Wake Forest (01/10/16)
FT Pct (min 3 made)	1.000 (4-4)	Bryant Crawford at Wake Forest (01/10/16)
	1.000 (4-4)	Lewis, Trey vs Louisville (1/7/16)
	1.000 (4-4)	Mcintyre, Haiishen vs High Point (12/16/15)
	1.000 (4-4)	Johnson, Keon vs Winthrop (11/27/15)
	1.000 (3-3)	Lindauer, Anthony vs High Point (12/16/15)
Rebounds	16	GOODMAN, Savon vs Arizona State (11/23/15)
	14	Onuaku, Chinanu vs Louisville (1/7/16)
	14	SIMMONS, Ben vs LSU (11/24/15)
Assists	10	SIMMONS, Ben vs LSU (11/24/15)
	7	Rathan-Mayes, Xavier vs Florida State (1/13/16)
	7	LeVert, Caris vs Michigan (12/1/15)
Steals	5	Tarpey, Terry vs William & Mary (11/13/15)
	3	Nate Britt at North Carolina (01/16/16)
	3	Devin Thomas at Wake Forest (01/10/16)
	3	Ford, Quincy vs Northeastern (12/29/15)
	3	Thomas, Zach vs Bucknell (12/5/15)
	3	Brown, Stephen vs Bucknell (12/5/15)
	3	SIMMONS, Ben vs LSU (11/24/15)
	3	SPIGHT, Andre vs Arizona State (11/23/15)
	3	O'Leary, Matt vs IUPUI (11/18/15)
Blocked Shots	4	Brown, John vs High Point (12/16/15)
	4	Okeke, Duby vs Winthrop (11/27/15)
Turnovers	5	Bacon, Dwayne vs Florida State (1/13/16)
	5	Walker, David vs Northeastern (12/29/15)
	5	Okeke, Duby vs Winthrop (11/27/15)
Fouls	5	Bojanovsky, Boris vs Florida State (1/13/16)







# #0 Abdul-Malik Abu

F | 6-8 | 240 | So.

Boston, Mass. | Kimball Union Academy

\* Has 9 career double-doubles

\* No. 32 recruit by ESPN, 45 by Rivals in 2014 class

\* Devout Muslim who observes Ramadan and prays multiple times daily

\* Committed in Sept. 2013 after visiting mosque in Raleigh

**2015-16 HIGHLIGHTS:** Has 7 double-doubles in last 9 games ... Totaled 17 points, 6 rebounds and 4 assists in season opener vs. William & Mary (Nov. 13) ... Had double-double (15 pts, 12 rebs) in win over LSU (Nov. 24) ... Grabbed career-high 14 rebounds at USF (Dec. 13) ... Had double-double (13 pts, 11 rebs) at Missouri (Dec. 19) ... Posted double-double of 11 points, 11 rebounds vs. UNCG (Dec. 22) ... Scored 15 points with 12 rebounds vs. Louisville (Jan. 7) ... Had career highs in points (21) and assists (6) vs. Florida State (Jan. 13) ... Tied career best with 14 rebounds at UNC (Jan. 16).

**2014-15 HIGHLIGHTS:** A part-time starter, an explosive forward who improved as the season progressed ... Played 19.1 minutes per game and made 22 starts ... Averaged 6.4 points and 4.8 rebounds per game ... Ranked second on the team with 35 dunks ... Averaged 9.4 points per game in postseason ... Totaled 13 points and 12 rebounds in NCAA win over Villanova (March 21).

**BEFORE STATE:** No. 32 recruit nationally in ESPN 100, 45th by Rivals and the No. 11 power forward and four-star recruit by Scout.com ... Played first two seasons of prep basketball at Marblehead High School in Massachusetts ... Named 2014 NEPSAC Player of the Year and was a NEPSAC all-star pick ... Averaged 24.5 points and 10.5 rebounds during his final season ... Also played one season of varsity tennis and was girl's lacrosse manager for two years at Kimball ... Named 2013 EYBL MVP.

Opponent	FG	3FG	FT	O-D-Reb	PF	Pts	Ast	TO	Blk	Stl	Min
William & Mary (11/13)	* 8-16	0-0	1-2	3-3-6	3	17	4	1	0	1	30
South Alabama (11/15)	* 5-9	0-0	4-7	3-3-6	4	14	2	2	0	0	20
IUPUI (11/18)	* 4-9	0-0	6-11	3-6-9	1	14	1	2	2	0	31
vs. Arizona State (11/23)	* 5-10	0-0	0-0	2-1-3	4	10	2	1	1	0	24
vs. LSU (11/24)	* 6-14	0-0	3-6	3-9-12	1	15	1	1	0	0	29
Winthrop (11/27)	* 1-4	0-0	0-2	0-3-3	2	2	2	2	0	1	14
Michigan (12/1)	* 0-6	0-0	2-2	0-1-1	1	2	0	0	0	0	13
Bucknell (12/5)	* 3-5	0-0	5-7	2-7-9	1	11	0	2	0	1	24
at South Florida (12/13)	* 5-13	0-0	1-2	9-5-14	3	11	1	1	0	1	29
High Point (12/16)	* 5-8	0-0	3-4	5-4-9	2	13	0	3	2	1	23
at Missouri (12/19)	* 4-8	0-0	5-5	3-8-11	3	13	0	1	1	0	33
UNCG (12/22)	* 4-8	0-0	3-8	2-9-11	3	11	0	1	2	0	33
Northeastern (12/29)	* 4-13	0-0	2-2	7-5-12	2	10	0	0	0	1	23
at Virginia Tech (1/2)	* 3-7	0-0	2-4	1-7-8	3	8	2	0	0	0	25
Louisville (1/7)	* 5-10	0-0	5-8	5-7-12	1	15	0	2	1	0	33
at Wake Forest (1/10)	* 5-9	0-0	1-1	1-1-2	4	11	0	2	0	0	14
Florida State (1/13)	* 6-12	0-0	9-11	7-6-13	1	21	6	2	0	0	37
at UNC (1/16)	* 5-14	0-0	2-2	8-6-14	5	12	3	2	0	0	27
at Pittsburgh (1/19)											
Duke (1/23)											
Georgia Tech (1/27)											
Miami (1/30)											
at Florida St. (2/1)											
at Duke (2/6)											
Wake Forest (2/13)											
at Virginia (2/15)											
Clemson (2/20)											
UNC (2/24)											
at Syracuse (2/27)											
Boston Coll. (3/2)											
at Notre Dame (3/5)											

## ABU CAREER STATS

Year	GP-GS	Min	Avg	FG-FGA	Pct	3FG-FGA	Pct	FT-FTA	Pct	Off-Def	Tot-Avg	PF-FO	A	TO	Blk	Stl	Pts	Avg
2014-15	36-22	686	19.1	87-186	.468	1-5	.200	54-96	.563	68-104	172-4.8	79-3	22	35	18	6	229	6.4
2015-16	18-18	462	25.7	78-175	.446	0-0	.000	54-84	.643	64-91	155-8.6	44-1	24	25	9	6	210	11.7
<b>TOTALS</b>	<b>54-40</b>	<b>1148</b>	<b>21.3</b>	<b>165-361</b>	<b>.457</b>	<b>1-5</b>	<b>.200</b>	<b>108-180</b>	<b>.600</b>	<b>132-195</b>	<b>327-6.1</b>	<b>123-4</b>	<b>46</b>	<b>60</b>	<b>27</b>	<b>12</b>	<b>439</b>	<b>8.1</b>

## Career/Season Highs

### Minutes

Career: 37, last vs. Florida State (1/13/16)  
2015-16: Same

### Points

Career: 21, vs. Florida State (1/13/16)  
2015-16: Same

### Rebounds

Career: 14 (2x), last at North Carolina (1/16/16)  
2015-16: Same

### Assists

Career: 6, vs. Florida State (1/13/16)  
2015-16: Same

### Field Goals Made

Career: 9, at Miami (1/22/15)  
2015-16: 8, vs. William & Mary (11/13/15)

### Field Goal Attempts

Career: 16, vs. William & Mary (11/13/15)  
2015-16: Same

### 3-point Field Goals

Career: 1, vs. West Virginia (12/20/14)  
2015-16: 0

### 3-point Attempts

Career: 1 (5x), last vs. Syracuse (3/7/15)  
2015-16: 0

### Free Throws Made

Career: 9, vs. Florida State (1/13/16)  
2015-16: Same

### Free Throw Attempts

Career: 11 (2x), last vs. Florida State (1/13/16)  
2015-16: Same

### Steals

Career: 1 (9x), last vs. Northeastern (12/29/15)  
2015-16: 1 (5x), last vs. Northeastern (12/29/15)

### Blocks

Career: 2 (6x), last vs. UNCG (12/22/15)  
2015-16: 2 (3x), last vs. UNCG (12/22/15)

## NC State When Abu...

	Season	Career
Double-Figure Scoring	9-6	13-10
Double-Figure Rebounds	5-3	7-4
Double-Double	5-3	6-4
Leads NCSU in Points	0-1	0-1
Leads NCSU in Rebs	7-4	11-7
20+ Point Games	0-1	0-1
30+ Point Games	0-0	0-0



# #1 Lennard Freeman

F | 6-9 | 250 | Jr.  
Washington, D.C. | Oak Hill Academy (Va.)

- \* Had 14-inch rod inserted into his shin during the spring
- \* Led Wolfpack in rebounding last season
- \* Pack is 11-0 when he grabs 10 rebounds or more
- \* Pack was 11-1 when he played 24+ minutes last season

**2015-16 HIGHLIGHTS:** Team is 4-2 when he grabs 8+ rebounds ... Tied career high with 13 rebounds in win over South Alabama (Nov. 15) ... Had 9 points and team-best 10 rebounds vs. Winthrop (Nov. 27) ... Posted double-double of 10 points, 13 rebounds vs. Bucknell (Dec. 5) ... Scored 7 points in 27 minutes vs. NU (12/29/15).

**2014-15 HIGHLIGHTS:** Led team and ranked 21st in ACC with 5.6 rebounds per game ... Tied career high with 13 rebounds with nine points vs. Hofstra (Nov. 17) ... Had second career double-double with 10 points and 12 rebounds vs. Jacksonville (Nov. 20) ... Pulled in 11 rebounds vs. Wake Forest (Dec. 6) ... Totaled seven points and six rebounds at Florida State (Jan. 17) ... Was key figure in NCAA win, posting double-double of 11 points and 12 rebounds in victory over Villanova (March 21).

**2013-14 HIGHLIGHTS:** Averaged 4.0 points and 5.7 rebounds per game ... Stood second on team with 127 defensive rebounds ... Posted first career double-double with 10 points and 10 rebounds against Northwestern (Dec. 4) ... Recorded a career-high 13 rebounds against Long Beach St. (Dec. 7) ... Finished with a career-high 13 points on 5-of-6 shooting against Duke in ACC semifinal (March 15) ... Grabbed 9 rebounds in 36 minutes of action vs. Saint Louis in NCAA Second Round (March 20).

Opponent	FG	3FG	FT	O-D-Reb	PF	Pts	Ast	TO	Blk	Stl	Min
William & Mary (11/13)	* 0-0	0-0	0-0	1-3-4	1	0	1	0	0	0	13
South Alabama (11/15)	* 2-5	0-0	1-2	2-11-13	4	5	1	3	0	0	29
IUPUI (11/18)	* 3-3	0-0	1-3	3-3-6	2	7	0	2	1	0	22
vs. Arizona State (11/23)	* 1-3	0-0	1-2	3-2-5	3	3	2	0	0	0	29
vs. LSU (11/24)	* 1-2	0-0	2-2	3-1-4	3	4	1	2	0	0	19
Winthrop (11/27)	* 4-7	0-0	1-4	3-7-10	2	9	1	0	0	0	31
Michigan (12/1)	* 0-3	0-0	0-0	4-2-6	1	0	1	0	0	1	20
Bucknell (12/5)	3-6	0-0	4-6	5-8-13	0	10	2	2	0	2	29
at South Florida (12/13)	2-3	0-0	1-2	5-3-8	1	5	1	0	0	1	25
High Point (12/16)	2-3	0-0	0-0	2-3-5	4	4	0	1	0	0	12
at Missouri (12/19)	0-1	0-0	1-2	2-4-6	2	1	0	0	0	1	24
UNCG (12/22)	1-2	0-0	1-2	2-2-4	1	3	0	1	1	0	15
Northeastern (12/29)	3-4	0-0	1-2	1-3-4	1	7	0	2	0	3	27
at Virginia Tech (1/2)	2-4	0-0	2-3	3-3-6	5	6	2	1	1	0	31
Louisville (1/7)	0-1	0-0	2-4	3-3-6	3	2	0	1	1	0	24
at Wake Forest (1/10)	* 2-3	0-0	2-3	4-4-8	2	6	1	2	0	1	24
Florida State (1/13)	1-3	0-0	2-2	4-4-8	3	4	1	2	0	1	17
at UNC (1/16)	1-1	0-0	1-2	1-1-2	0	3	0	1	0	0	21
at Pittsburgh (1/19)											
Duke (1/23)											
Georgia Tech (1/27)											
Miami (1/30)											
at Florida St. (2/1)											
at Duke (2/6)											
Wake Forest (2/13)											
at Virginia (2/15)											
Clemson (2/20)											
UNC (2/24)											
at Syracuse (2/27)											
Boston Coll. (3/2)											
at Notre Dame (3/5)											

## Career/Season Highs

<b>Minutes</b>
Career: 37, vs. Long Beach St. (12/7/13)
2015-16: 31 (2x), last at Virginia Tech (1/2/16)
<b>Points</b>
Career: 13, vs. Duke (3/14/14)
2015-16: 10, vs. Bucknell (12/5/15)
<b>Rebounds</b>
Career: 13 (4x), last vs. Bucknell (12/5/15)
2015-16: 13 (2x), last vs. Bucknell (12/5/15)
<b>Assists</b>
Career: 2 (12x), last at Virginia Tech (1/2/16)
2015-16: 2 (3x), last at Virginia Tech (1/2/16)
<b>Field Goals Made</b>
Career: 5 (3x), last vs. Villanova (3/21/15)
2015-16: 4, vs. Winthrop (11/27/15)
<b>Field Goal Attempts</b>
Career: 10, vs. Jacksonville (11/20/14)
2015-16: 7, vs. Winthrop (11/27/15)
<b>3-point Field Goals Made</b>
Career: 0
2015-16: 0
<b>3-point Attempts</b>
Career: 0
2015-16: 0
<b>Free Throws Made</b>
Career: 4 (3x), last vs. Bucknell (12/5/15)
2015-16: 4, vs. Bucknell (12/5/15)
<b>Free Throw Attempts</b>
Career: 8, vs. Wake Forest (12/6/14)
2015-16: 6, vs. Bucknell (12/5/15)
<b>Steals</b>
Career: 3, vs. Northeastern (12/29/15)
2015-16: Same
<b>Blocks</b>
Career: 2 (2x), last vs. Villanova (3/21/15)
2015-16: 1 (4x), last vs. Louisville (1/7/16)

## NC State When Freeman...

	Season	Career
Double-Figure Scoring	1-0	5-1
Double-Figure Rebounds	3-0	11-0
Double-Double	1-0	4-0
Leads NCSU in Points	0-0	0-0
Leads NCSU in Rebs	3-0	17-3
15+ Point Games	0-0	0-0
8+ Rebound Games	4-2	20-5

## FREEMAN CAREER STATS

Year	GP-GS	Min	Avg	FG-FGA	Pct	3FG-FGA	Pct	FT-FTA	Pct	Off-Def	Tot-Avg	PF-FO	A	TO	Blk	Stl	Pts	Avg
2013-14	35-11	811	23.2	55-107	.514	0-0	.000	31-69	.449	72-127	199-5.7	61-1	21	17	9	16	141	4.0
2014-15	35-21	681	19.5	51-114	.447	0-0	.000	24-48	.500	70-127	197-5.6	63-1	19	23	7	9	126	3.6
2015-16	18-8	412	22.9	28-54	.519	0-0	.000	23-41	.561	51-67	118-6.6	38-1	14	20	4	10	79	4.4
Totals	88-40	1904	21.6	134-275	.487	0-0	.000	78-158	.494	193-321	514-5.8	162-3	54	60	20	35	346	3.9



## #3 Terry Henderson

G | 6-5 | 195 | R-Jr.

Raleigh, N.C. | Neuse Christian (West Va.)

- \* Injured his ankle after 7 minutes of play in season opener
- \* Averaged 9.8 ppg in 2 seasons at West Virginia
- \* Shot .387 (89-230) from 3-pt range at WVU
- \* Explosive athlete, with 42-inch approach vertical leap
- \* Was an AAU teammate of TJ Warren for Garner Road team

\* Expected to miss another month with torn ligaments in right ankle

**Before State:** Played two seasons at West Virginia, appearing in 58 games and starting 28 times ... Averaged 9.8 points and 2.7 rebounds while playing 23.4 minutes per game ... Made 89 treys in two seasons and shot .816 at the free throw line.

**2013-14 - Sophomore Season:** Played in 28 games, starting 17 contests ... Averaged 11.7 points and 2.9 rebounds per game ... Scored in double figures 18 times.

**2012-13 - Freshman Season:** Played in 30 games, starting 11 times ... Averaged 8.0 points and 2.4 rebounds per game ... Ranked second on the team with 42 made 3-pointers.

Opponent	FG	3FG	FT	O-D-Reb	PF	Pts	Ast	TO	Blk	Stl	Min
William & Mary (11/13) *	0-3	0-1	0-0	1-0-1	1	0	0	1	0	0	7
South Alabama (11/15)					--DNP--						
IUPUI (11/18)					--DNP--						
vs. Arizona State (11/23)					--DNP--						
vs. LSU (11/24)					--DNP--						
Winthrop (11/27)					--DNP--						
Michigan (12/1)					--DNP--						
Bucknell (12/5)					--DNP--						
at South Florida (12/13)					--DNP--						
High Point (12/16)					--DNP--						
at Missouri (12/19)					--DNP--						
UNCG (12/22)					--DNP--						
Northeastern (12/29)					--DNP--						
at Virginia Tech (1/2)					--DNP--						
Louisville (1/7)					--DNP--						
at Wake Forest (1/10)					--DNP--						
Florida State (1/13)					--DNP--						
at UNC (1/16)					--DNP--						
at Pittsburgh (1/19)											
Duke (1/23)											
Georgia Tech (1/27)											
Miami (1/30)											
at Florida St. (2/1)											
at Duke (2/6)											
Wake Forest (2/13)											
at Virginia (2/15)											
Clemson (2/20)											
UNC (2/24)											
at Syracuse (2/27)											
Boston Coll. (3/2)											
at Notre Dame (3/5)											

### Career/Season Highs

#### Minutes

Career: 44, vs. Oklahoma (2/5/14)  
2015-16: 7, vs. William & Mary (11/13/15)

#### Points

Career: 28, vs. Texas Tech (1/6/14)  
2015-16: 0

#### Rebounds

Career: 7 (2x), last vs. TCU (1/4/14)  
2015-16: 1, vs. William & Mary (11/13/15)

#### Assists

Career: 4 (2x), last at Oklahoma State (1/25/14)  
2015-16: 0

#### Field Goals Made

Career: 10, vs. Texas Tech (1/6/14)  
2015-16: 0

#### Field Goal Attempts

Career: 17, vs. Texas (1/13/14)  
2015-16: 3, vs. William & Mary (11/13/15)

#### 3-point Field Goals Made

Career: 6 (2x), last at Kansas (3/2/13)  
2015-16: 0

#### 3-point Attempts

Career: 11, vs. Oklahoma (1/5/13)  
2015-16: 1, vs. William & Mary (11/13/15)

#### Free Throws Made

Career: 6 (3x), last at Oklahoma State (1/25/14)  
2015-16: 0

#### Free Throw Attempts

Career: 8, at Oklahoma State (1/25/14)  
2015-16: 0

#### Steals

Career: 3 (2x), last vs. William & Mary (12/29/13)  
2015-16: 0

#### Blocks

Career: 3, vs. Oklahoma State (1/11/14)  
2015-16: 0

### NC State When Henderson...

	Season	Career
Double-Figure Scoring	0-0	0-0
Double-Figure Rebounds	0-0	0-0
Double-Double	0-0	0-0
Leads NCSU in Points	0-0	0-0
Leads NCSU in Rebs	0-0	0-0
20+ Point Games	0-0	0-0
30+ Point Games	0-0	0-0

### HENDERSON CAREER STATS

Year	GP-GS	Min	Avg	FG-FGA	Pct	3FG-FGA	Pct	FT-FTA	Pct	Off-Def	Tot-Avg	PF-FO	A	TO	Blk	Stl	Pts	Avg
2012-13 (at WVU)	30-11	604	20.1	80-183	.437	42-105	.400	37-48	.771	34-39	73-2.4	33-0	25	27	6	17	239	8.0
2013-14 (at WVU)	28-17	756	27.0	112-255	.439	47-125	.376	56-66	.848	32-49	81-2.9	39-1	31	30	16	21	327	11.7
2015-16	1-1	7	7.0	0-3	.000	0-1	.000	0-0	.000	1-0	1-1.0	1-0	1	0	0	0	0	0.0
<b>TOTALS</b>	<b>59-29</b>	<b>1367</b>	<b>23.2</b>	<b>192-441</b>	<b>.435</b>	<b>89-231</b>	<b>.386</b>	<b>93-114</b>	<b>.816</b>	<b>67-88</b>	<b>155-2.7</b>	<b>73-1</b>	<b>57</b>	<b>57</b>	<b>22</b>	<b>38</b>	<b>566</b>	<b>9.7</b>



## #12 Anthony 'Cat' Barber

G | 6-2 | 190 | Jr.

Newport News, Va. | Hampton

\* ACC Player of the Week (Nov. 30, Dec. 21)

\* Leading ACC in scoring, 3rd in assists

\* Career-high 37 points vs. Winthrop

\* 2015 2nd Team All-ACC Tournament

\* 2013 McDonald's All-American

\* Coach Gottfried calls him one of the best on-the-ball defenders he has coached

\* NC State Career Rankings: Scoring (42nd), Assists (15th)

**2015-16 HIGHLIGHTS:** Leading scorer in ACC, 4th in assists ... 2nd Team Preseason All-ACC ... Twice voted ACC Player of the Week (Nov. 30, Dec. 21) ... Legends Classic All-Tournament Team ... Shooting 84.2% at the foul line ... Had near triple-double (17 points, 12 rebounds, 8 assists) vs. South Alabama (Nov. 15) ... Scored 20 points, with 7 rebounds and 7 assists in win over LSU (Nov. 24) ... Scored 26 points and made buzzer-beating 3-pointer at buzzer vs. High Point (Dec. 16) ... Scored 33 points at Missouri (Dec. 19) ... Scored 27 of team's 58 points vs. UNCG (Dec. 22) ... Scored 29 vs. Northeastern (Dec. 29) ... Scored 26 points at Wake Forest (Jan. 10).

**2014-15 HIGHLIGHTS:** Played in 35 games, starting 33 ... Averaged 12.1 points and team-best 3.7 assists while shooting .380 from 3-point range ... In the last 14 games of the season, averaged 15.3 points, 4.0 assists and shot .431 from 3-point range ... Exploded for 28 points with 4 assists, 4 rebounds and 4 treys at Wake Forest (Feb. 3) ... Scored 21 points in win over Louisville, causing Rick Pitino to say he 'dominated the game' (Feb. 14) ... Poured in 34 points and made all 12 of his foul shots in win over Pittsburgh (March 11).

**BEFORE STATE:** One of top players in 2013 class, appearing on the rankings board published by ESPN (11), Scout.com (9) and Rivals.com (9) ... Totaled 11 points and 4 assists in the 2013 McDonald's All-American Game.

Opponent	FG	3FG	FT	O-D-Reb	PF	Pts	Ast	TO	Blk	Stl	Min
William & Mary (11/13)	* 4-16	0-3	3-4	3-2-5	2	11	6	1	0	1	40
South Alabama (11/15)	* 3-11	0-1	11-12	2-10-12	3	17	8	5	0	1	39
IUPUI (11/18)	* 5-16	0-1	9-11	0-4-4	3	19	3	2	1	0	37
vs. Arizona St. (11/23)	* 5-13	0-2	12-14	0-6-6	4	22	8	2	0	0	37
vs. LSU (11/24)	* 4-12	0-0	12-12	0-7-7	0	20	7	1	0	1	43
Winthrop (11/27)	* 9-19	0-0	19-22	1-3-4	2	37	8	3	0	0	39
Michigan (12/1)	* 6-13	0-1	4-4	1-2-3	5	16	4	1	0	0	36
Bucknell (12/5)	* 8-17	0-1	8-10	0-1-1	4	24	2	2	0	0	29
at South Florida (12/13)	* 6-20	1-5	6-8	2-5-7	0	19	6	3	0	1	40
High Point (12/16)	* 10-22	3-5	3-4	1-4-5	2	26	6	0	0	0	40
at Missouri (12/19)	* 9-15	2-4	13-15	1-6-7	2	33	4	3	0	0	39
UNCG (12/22)	* 10-18	2-5	5-7	0-2-2	1	27	2	1	0	2	40
Northeastern (12/29)	* 11-20	1-3	6-8	2-3-5	2	29	3	2	0	0	40
at Virginia Tech (1/2)	* 7-21	2-6	5-6	0-7-7	2	21	2	3	0	0	45
Louisville (1/7)	* 7-22	1-7	5-5	0-3-3	2	20	4	1	0	1	39
at Wake Forest (1/10)	* 10-22	4-8	2-4	0-3-3	4	26	7	2	0	1	40
Florida State (1/13)	* 6-14	2-5	2-2	0-3-3	4	16	3	2	0	1	34
at UNC (1/16)	* 4-11	1-2	0-0	0-3-3	1	9	1	5	0	0	35
at Pittsburgh (1/19)											
Duke (1/23)											
Georgia Tech (1/27)											
Miami (1/30)											
at Florida St. (2/1)											
at Duke (2/6)											
Wake Forest (2/13)											
at Virginia (2/15)											
Clemson (2/20)											
UNC (2/24)											
at Syracuse (2/27)											
Boston Coll. (3/2)											
at Notre Dame (3/5)											

### BARBER CAREER STATS

Year	GP-GS	Min	Avg	FG-FGA	Pct	3FG-FGA	Pct	FT-FTA	Pct	Off-Def	Tot-Avg	PF-FO	A	TO	Blk	Stl	Pts	Avg
2013-14	36-18	871	24.2	108-269	.401	12-46	.261	78-112	.696	14-58	72-2.0	59-0	126	62	1	21	306	8.5
2014-15	35-33	1108	31.7	144-328	.439	27-71	.380	110-150	.733	30-86	116-3.3	68-0	130	73	0	28	425	12.1
2015-16	18-18	692	38.4	124-302	.411	19-59	.322	125-148	.845	13-74	87-4.8	43-1	84	39	1	9	392	21.8
TOTALS	89-69	2671	30.0	376-899	.418	58-176	.330	313-410	.763	57-218	275-3.1	170-1	340	174	2	58	1123	12.6

### Career/Season Highs

#### Minutes

Career: 45 (2x), last at Virginia Tech (1/2/16)  
2015-16: 45, at Virginia Tech (1/2/16)

#### Points

Career: 37, vs. Winthrop (11/27/15)  
2015-16: Same

#### Rebounds

Career: 12, vs. South Alabama (11/15/15)  
2015-16: Same

#### Assists

Career: 8 (5x), last vs. Winthrop (11/27/15)  
2015-16: 8 (3x), last vs. Winthrop (11/27/15)

#### Field Goals Made

Career: 11, vs. Northeastern (12/29/15)  
2015-16: Same

#### Field Goal Attempts

Career: 22 (3x), last at Wake Forest (1/10/16)  
2015-16: Same

#### 3-point Field Goals Made

Career: 4 (4x), last at Wake Forest (1/10/16)  
2015-16: 4, at Wake Forest (1/10/16)

#### 3-point Attempts

Career: 8 (2x), last at Wake Forest (1/10/16)  
2015-16: 7, vs. Louisville (1/7/16)

#### Free Throws Made

Career: 19, vs. Winthrop (11/27/15)  
2015-16: Same

#### Free Throw Attempts

Career: 22, vs. Winthrop (11/27/15)  
2015-16: Same

#### Steals

Career: 3 (2x), last vs. Syracuse (3/7/15)  
2015-16: 2, vs. UNCG (12/22/15)

#### Blocks

Career: 1 (2x), last vs. IUPUI (11/18/15)  
2015-16: 1, vs. IUPUI (11/18/15)

### NC State When Barber...

	Season	Career
Double-Figure Scoring	10-7	37-15
Double-Figure Rebounds	1-0	1-0
Double-Double	1-0	1-0
Leads NCSU in Points	8-4	15-7
Leads NCSU in Rebs	0-1	0-1
20+ Point Games	7-4	10-6
7+ Assists	3-2	6-3





# #14 Caleb Martin

F | 6-7 | 215 | So.

Mocksville, N.C. | Oak Hill Academy [Va.]

- \* No. 62 recruit by ESPN, No. 60 by Rivals, No. 46 by Scout
- \* Gained 15 pounds of muscle in offseason
- \* Changed mechanics of his jumper in offseason, shooting more centered and to right of his face
- \* Had surgery on foot in June 2014
- \* Just 1 minute younger than twin brother Cody

**2014-15 HIGHLIGHTS:** Has made team-best 41 shots from 3-point range ... Scored 21 points and made 5 treys in season opener vs. William & Mary (Nov. 13) ... Scored 19 points on 7-for-10 shooting in win over South Alabama (Nov. 15) ... Scored 16 points with 9 rebounds in win over LSU (Nov. 24) ... Led Pack with 19 points and 7 rebounds vs. Michigan (Dec. 1) ... Scored 14 points and played 40 minutes at Virginia Tech (Jan. 2).

**2014-15 HIGHLIGHTS:** Voted ACC Freshman of the Week on Dec. 15 ... Averaged 4.8 points per game while playing 16.9 minutes ... Broke out for 15 points on 6-for-10 shooting vs. Jacksonville (Nov. 20) ... Made 1st career start and scored 17 points with 7 rebounds vs. CSU (Dec. 12) ... Scored 12 points in 32 minutes vs. Notre Dame (Jan. 25) ... Grabbed career-high 10 rebounds at Louisville (Feb. 14).

**BEFORE STATE:** No. 62 recruit nationally in ESPN 100, 60th by Rivals and the No. 46 recruit by Scout.com ... Led Oak Hill to 41-4 record and a runner-up finish in the Dick's Sporting Goods High School National Tournament ... Selected to all-tournament team at national tournament ... Won Oak Hill's individual 3-point shooting award.

Opponent	FG	3FG	FT	O-D-Reb	PF	Pts	Ast	TO	Blk	Stl	Min
William & Mary (11/13)	* 8-17	5-10	0-0	2-1-3	2	21	2	3	2	4	38
South Alabama (11/15)	* 7-10	4-6	1-1	0-6-6	2	19	0	2	0	0	37
IUPUI (11/18)	* 5-15	2-8	3-5	3-4-7	3	15	2	1	1	1	35
vs. Arizona St. (11/23)	* 4-11	3-7	1-2	0-2-2	4	12	2	2	0	2	36
vs. LSU (11/24)	* 6-18	4-10	0-0	0-9-9	2	16	3	4	1	1	37
Winthrop (11/27)	* 3-8	1-6	4-4	1-4-5	4	11	1	1	1	1	37
Michigan (12/1)	* 5-12	3-9	6-6	3-4-7	2	19	1	1	0	1	38
Bucknell (12/5)	* 7-12	5-9	2-2	0-0-0	2	21	4	2	1	1	34
at South Florida (12/13)	* 1-10	1-7	0-0	0-5-5	1	3	2	2	1	0	34
High Point (12/16)	* 2-6	0-4	0-3	2-2-4	2	4	0	1	0	0	33
at Missouri (12/19)	* 2-14	1-9	0-0	1-1-2	2	5	2	2	0	1	29
UNCG (12/22)	* 1-4	1-2	0-0	1-5-6	2	3	2	3	0	0	34
Northeastern (12/29)	* 3-8	2-3	0-2	0-7-7	4	8	0	1	1	0	27
at Virginia Tech (1/2)	* 4-17	3-13	3-3	1-3-4	2	14	0	2	1	0	40
Louisville (1/7)	* 3-10	3-7	4-5	2-1-3	4	13	1	2	1	1	28
at Wake Forest (1/10)	* 3-8	1-6	0-0	4-7-11	4	7	3	2	1	2	35
Florida State (1/13)	* 2-13	1-10	2-2	1-2-3	3	7	2	1	1	0	32
at UNC (1/16)	3-5	1-2	2-2	1-1-2	3	9	0	3	0	2	21
at Pittsburgh (1/19)											
Duke (1/23)											
Georgia Tech (1/27)											
Miami (1/30)											
at Florida St. (2/1)											
at Duke (2/6)											
Wake Forest (2/13)											
at Virginia (2/15)											
Clemson (2/20)											
UNC (2/24)											
at Syracuse (2/27)											
Boston Coll. (3/2)											
at Notre Dame (3/5)											

## Career/Season Highs

### Minutes

Career: 40, at Virginia Tech (1/2/16)  
2015-16: Same

### Points

Career: 21 (2x), last vs. Bucknell (12/5/15)  
2015-16: Same

### Rebounds

Career: 10, at Louisville (2/14/15)  
2015-16: 9, vs. LSU (11/24/15)

### Assists

Career: 4, vs. Bucknell (12/5/15)  
2015-16: Same

### Field Goals Made

Career: 8, vs. William & Mary (11/13/15)  
2015-16: Same

### Field Goal Attempts

Career: 18, vs. LSU (11/24/15)  
2015-16: Same

### 3-point Field Goals

Career: 5 (2x), last vs. Bucknell (12/5/15)  
2015-16: Same

### 3-point Attempts

Career: 13, at Virginia Tech (1/2/16)  
2015-16: Same

### Free Throws Made

Career: 6, vs. Michigan (12/1/15)  
2015-16: Same

### Free Throw Attempts

Career: 6 (2x), last vs. Michigan (12/1/15)  
2015-16: 6, vs. Michigan (12/1/15)

### Steals

Career: 4, vs. William & Mary (11/13/15)  
2015-16: Same

### Blocks

Career: 2 (3x), last vs. William & Mary (11/13/15)  
2015-16: 2, vs. William & Mary (11/13/15)

## NC State When Caleb Martin...

	Season	Career
Double-Figure Scoring	5-5	7-6
Double-Figure Rebounds	0-0	1-0
Double-Double	0-0	0-0
Leads NCSU in Points	1-2	3-2
Leads NCSU in Rebs	0-1	2-4
20+ Point Games	1-1	1-1
Makes 4+ 3FGs	3-1	4-1

## CALEB MARTIN CAREER STATS

Year	GP-GS	Min	Avg	FG-FGA	Pct	3FG-FGA	Pct	FT-FTA	Pct	Off-Def	Tot-Avg	PF-FO	A	TO	Blk	Stl	Pts	Avg
2014-15	36-1	598	16.6	53-149	.356	25-82	.305	41-59	.695	26-77	103-2.9	40-1	26	24	12	11	172	4.8
2015-16	18-17	605	33.6	69-198	.348	41-128	.320	28-37	.757	22-64	86-4.8	48-0	27	35	12	17	207	11.5
<b>TOTALS</b>	<b>54-18</b>	<b>1203</b>	<b>22.3</b>	<b>122-347</b>	<b>.352</b>	<b>66-210</b>	<b>.314</b>	<b>69-96</b>	<b>.719</b>	<b>48-141</b>	<b>189-3.5</b>	<b>88-1</b>	<b>53</b>	<b>59</b>	<b>24</b>	<b>28</b>	<b>379</b>	<b>7.0</b>





# #15 Cody Martin

F | 6-7 | 210 | So.

Mocksville, N.C. | Oak Hill Academy [Va.]

- \* Being used as undersized '4' and backup point guard
- \* Packed on 10 pounds of muscle in the offseason
- \* Boasts 40-inch approach vertical leap
- \* Is 1 minute older than twin brother Caleb

**2015-16 HIGHLIGHTS:** Playing 23.3 minutes per game ... Averaged 12.0 points and 7.5 rebounds while being ill in 2 games in Brooklyn ... Shooting .714 at foul line after .529 last year ... Posted career highs of 14 points and 10 rebounds in win over LSU (Nov. 24) ... Shook off ankle injury to play 21 key minutes at Missouri (Dec. 19) ... Totaled 8 points, 8 rebounds, 7 assists at Wake Forest (Jan. 10) ... Made 1st career 3-pointer in game vs. Florida State (Jan. 13) ... Totaled 10 points and 7 rebounds at UNC (Jan. 16).

**2014-15 HIGHLIGHTS:** Appeared in 18 games, playing 11.1 minutes per contest ... Scored 4 points in 8 minutes during NC State debut vs. Jackson State (Nov. 14) ... Scored 6 points and passed 5 assists vs. Duke (Jan. 11) ... Totaled 10 points, 6 rebounds and 4 assists vs. Notre Dame (Jan. 25).

**BEFORE STATE:** No. 91 recruit nationally in ESPN 100 and 81st by Rivals ... Played one season at Oak Hill Academy for coach Steve Smith after three seasons at Davie County High School in North Carolina ... Led Oak Hill to 41-4 record and a runner-up finish in the Dick's Sporting Goods High School National Tournament ... Picked as 2014 Team MVP for Oak Hill.

Opponent	FG	3FG	FT	O-D-Reb	PF	Pts	Ast	TO	Blk	Stl	Min
William & Mary (11/13)	0-3	0-0	0-0	2-3-5	2	0	2	2	1	0	16
South Alabama (11/15)	3-5	0-1	2-2	1-1-2	1	8	0	0	0	1	19
IUPUI (11/18)	1-1	0-0	2-3	2-2-4	1	4	4	1	0	0	16
vs. Arizona St. (11/23)	4-6	0-1	2-3	1-4-5	3	10	0	1	0	1	19
vs. LSU (11/24)	6-10	0-0	2-3	6-4-10	2	14	4	2	1	4	37
Winthrop (11/27)	3-8	0-0	1-2	2-3-5	2	7	2	0	1	1	26
Michigan (12/1)	3-7	0-0	2-4	0-2-2	1	8	1	0	0	1	28
Bucknell (12/5)	1-3	0-0	4-4	4-4-8	1	6	4	2	2	0	28
at South Florida (12/13)	2-2	0-0	0-2	0-3-3	2	4	0	1	0	2	15
High Point (12/16)	1-3	0-0	3-4	2-1-3	1	5	0	0	0	2	25
at Missouri (12/19)	2-5	0-0	2-2	2-0-2	2	6	1	0	2	2	21
UNCG (12/22)	0-3	0-0	2-6	2-2-4	0	2	1	2	1	1	17
Northeastern (12/29)	0-1	0-0	0-0	0-3-3	3	0	3	1	1	1	22
at Virginia Tech (1/2)	3-4	0-0	1-2	3-1-4	2	7	0	1	1	1	27
Louisville (1/7)	1-3	0-0	1-2	2-2-4	0	3	2	3	1	0	22
at Wake Forest (1/10)	4-9	0-0	0-0	4-4-8	2	8	7	0	0	0	25
Florida State (1/13)	2-4	1-1	1-4	1-3-4	2	6	1	1	0	2	24
at UNC (1/16)	* 4-7	0-0	2-4	4-3-7	0	10	3	4	0	1	32
at Pittsburgh (1/19)											
Duke (1/23)											
Georgia Tech (1/27)											
Miami (1/30)											
at Florida St. (2/1)											
at Duke (2/6)											
Wake Forest (2/13)											
at Virginia (2/15)											
Clemson (2/20)											
UNC (2/24)											
at Syracuse (2/27)											
Boston Coll. (3/2)											
at Notre Dame (3/5)											

## Career/Season Highs

### Minutes

Career: 37, vs. LSU (11/24/15)

2015-16: Same

### Points

Career: 14, vs. LSU (11/24/15)

2015-16: Same

### Rebounds

Career: 10, vs. LSU (11/24/15)

2015-16: Same

### Assists

Career: 7, at Wake Forest (1/10/16)

2015-16: Same

### Field Goals Made

Career: 6, vs. LSU (11/24/15)

2015-16: Same

### Field Goal Attempts

Career: 10, vs. LSU (11/24/15)

2015-16: Same

### 3-point Field Goals

Career: 1, vs. Florida State (1/13/16)

2015-16: Same

### 3-point Attempts

Career: 3, vs. Notre Dame (1/25/15)

2015-16: 1 (3x), last vs. Florida State (1/13/16)

### Free Throws Made

Career: 4, vs. Bucknell (12/5/15)

2015-16: Same

### Free Throw Attempts

Career: 6, vs. UNCG (12/22/15)

2015-16: Same

### Steals

Career: 4, vs. LSU (11/24/15)

2015-16: Same

### Blocks

Career: 2 (2x), last at Missouri (12/19/15)

2015-16: Same

## NC State When Cody Martin...

	Season	Career
Double-Figure Scoring	1-2	1-3
Double-Figure Rebounds	1-0	1-0
Double-Double	1-0	1-0
Leads NCSU in Points	0-0	0-0
Leads NCSU in Rebs	0-0	0-1
20+ Point Games	0-0	0-0
Plays 24+ Minutes	4-5	4-6

## CODY MARTIN CAREER STATS

Year	GP-GS	Min	Avg	FG-FGA	Pct	3FG-FGA	Pct	FT-FTA	Pct	Off-Def	Tot-Avg	PF-FO	A	TO	Blk	Stl	Pts	Avg
2014-15	19-3	216	11.4	28-59	.475	0-7	.000	9-17	.529	17-21	38-2.0	36-2	23	18	6	9	65	3.4
2015-16	18-1	419	23.3	40-84	.476	1-3	.333	27-47	.574	38-45	83-4.6	27-0	35	21	11	20	108	6.0
<b>TOTALS</b>	<b>37-4</b>	<b>635</b>	<b>17.2</b>	<b>68-143</b>	<b>.476</b>	<b>1-10</b>	<b>.100</b>	<b>36-64</b>	<b>.563</b>	<b>55-66</b>	<b>121-3.3</b>	<b>63-2</b>	<b>58</b>	<b>39</b>	<b>17</b>	<b>29</b>	<b>173</b>	<b>4.7</b>



## #21 BeeJay Anya

F | 6-9 | 285 | Jr.

Washington, D.C. | DeMatha Catholic

\* 2015 ACC 6th Man of the Year (Media)

\* ACC All-Defensive Team (Media & Coaches)

\* Leading ACC in blocks per game

\* Lost 70 pounds since enrolling at NC State

\* 2nd in NC State history in career blocked shots

\* Has 7-9 wingspan, 2nd longest ever recorded by

NBA Draft Express database

**2015-16 HIGHLIGHTS:** Shooting .623 from the floor with 12 dunks ... Current ACC leader in blocked shots ... Career ACC leader with 187 blocks ... Has blocked multiple shots in 14 games this season ... Blocked 5 shots vs. USA (Nov. 15) ... Blocked 4 shots vs. Winthrop (Nov. 27) ... Scored career-high 17 points and blocked 5 shots at USF (Dec. 13) ... Blocked 5 shots and grabbed a career-high 12 rebounds at Virginia Tech (Jan. 2).

**2014-15 HIGHLIGHTS:** ACC 6th Man of the Year and ACC All-Defensive Team ... Led ACC with 2.53 blocks per game ... Had 91 blocked shots, 2nd on NC State's single-season list ... Led team with 39 dunks ... Broke school record with 10 blocks and added 7 points and 8 rebounds vs. Jacksonville (Nov. 20) ... Blocked 5 shots vs. USF (Nov. 23) ... Blocked 5 shots in 11 minutes vs. Wake Forest (Dec. 6) ... Scored 14 points and blocked 4 shots vs. Duke (Jan. 11) ... Blocked 6 shots in win at North Carolina (Feb. 24) ... Made game-winning shot with 0.1 seconds left in NCAA tourney vs. LSU (March 19).

**2013-14 Highlights:** Played 11.8 minutes per game ... Stood 10th in ACC in blocked shots ... Shot .587 from the floor ... Third on the team with 13 dunks ... Played 24 minutes with 5 blocks at Tennessee (Dec. 18) ... Had 5 blocked shots in win over ECU (Dec. 21) ... Scored 10 points against North Carolina (Feb. 26).

Opponent	FG	3FG	FT	O-D-Reb	PF	Pts	Ast	TO	Blk	Stl	Min
William & Mary (11/13)	1-1	0-0	1-5	0-6-6	2	3	0	0	2	1	22
South Alabama (11/15)	3-4	0-0	2-6	1-4-5	5	8	3	2	5	1	25
IUPUI (11/18)	1-1	0-0	1-3	0-5-5	3	3	0	1	3	2	21
vs. Arizona St. (11/23)	2-4	0-0	1-2	4-2-6	3	5	0	1	2	0	20
vs. LSU (11/24)	1-1	0-0	2-4	1-2-3	2	4	0	0	0	0	21
Winthrop (11/27)	2-3	0-0	0-0	1-1-2	5	4	0	2	4	1	19
Michigan (12/1)	4-5	0-0	1-6	2-5-7	2	9	0	2	3	0	28
Bucknell (12/5)	* 0-0	0-0	0-0	2-0-2	5	0	0	2	3	0	21
at South Florida (12/13)	* 7-8	0-0	3-6	2-5-7	3	17	1	2	5	1	24
High Point (12/16)	* 2-4	0-0	1-3	2-5-7	2	5	1	1	4	1	30
at Missouri (12/19)	* 1-2	0-0	1-2	1-5-6	3	3	1	2	1	0	22
UNCG (12/22)	* 4-7	0-0	2-3	3-3-6	3	10	2	1	4	0	33
Northeastern (12/29)	* 1-2	0-0	0-0	2-3-5	1	2	0	2	2	2	23
at Virginia Tech (1/2)	* 1-4	0-0	4-10	7-5-12	4	6	1	0	5	0	33
Louisville (1/7)	* 1-2	0-0	0-4	5-2-7	3	2	1	0	1	0	22
at Wake Forest (1/10)	0-2	0-0	0-0	1-2-3	5	0	0	1	2	0	20
Florida State (1/13)	* 1-1	0-0	0-2	2-2-4	2	2	0	2	1	2	17
at UNC (1/16)	* 1-2	0-0	0-0	1-3-4	5	2	0	1	3	0	28
at Pittsburgh (1/19)											
Duke (1/23)											
Georgia Tech (1/27)											
Miami (1/30)											
at Florida St. (2/1)											
at Duke (2/6)											
Wake Forest (2/13)											
at Virginia (2/15)											
Clemson (2/20)											
UNC (2/24)											
at Syracuse (2/27)											
Boston Coll. (3/2)											
at Notre Dame (3/5)											

### Career/Season Highs

#### Minutes

Career: 36, vs. Wofford (12/14/14)

2015-16: 33 (2x), last at Virginia Tech (1/2/16)

#### Points

Career: 17, at USF (12/13/15)

2015-16: Same

#### Rebounds

Career: 12, at Virginia Tech (1/2/16)

2015-16: Same

#### Assists

Career: 3, vs. South Alabama (11/15/15)

2015-16: Same

#### Field Goals Made

Career: 7, at USF (12/13/15)

2015-16: Same

#### Field Goal Attempts

Career: 8 (2x), last at USF (12/13/15)

2015-16: 8, at USF (12/13/15)

#### 3-point Field Goals Made

Career: 0

2015-16: 0

#### 3-point Attempts

Career: 0

2015-16: 0

#### Free Throws Made

Career: 4 (2x), last at Virginia Tech (1/2/16)

2015-16: 4, at Virginia Tech (1/2/16)

#### Free Throw Attempts

Career: 10, at Virginia Tech (1/2/16)

2015-16: Same

#### Steals

Career: 2 (2x), last vs. Northeastern (12/29/15)

2015-16: Same

#### Blocks

Career: 10, vs. Jacksonville (11/20/14)

2015-16: 5 (3x), last at Virginia Tech (1/2/16)

### NC State When Anya...

	Season	Career
Double-Figure Scoring	2-0	3-1
Double-Figure Rebounds	0-1	1-1
Double-Double	0-0	0-0
Leads NCSU in Points	0-0	0-0
Leads NCSU in Rebs	0-4	4-7
15+ Point Games	1-0	1-0
4+ Blocked Shots	5-1	15-4

### ANYA CAREER STATS

Year	GP-GS	Min	Avg	FG-FGA	Pct	3FG-FGA	Pct	FT-FTA	Pct	Off-Def	Tot-Avg	PF-FO	A	TO	Blk	Stl	Pts	Avg
2013-14	33-0	388	11.8	27-46	.587	0-0	.000	15-31	.484	23-45	68-2.1	57-0	4	17	46	4	69	2.1
2014-15	36-11	698	19.4	64-105	.610	0-0	.000	34-61	.557	57-98	155-4.3	97-2	8	40	91	4	162	4.5
2015-16	18-10	429	23.8	33-53	.623	0-0	.000	19-56	.339	37-60	97-5.4	58-5	10	22	50	11	85	4.7
<b>TOTALS</b>	<b>87-21</b>	<b>1515</b>	<b>17.4</b>	<b>124-204</b>	<b>.608</b>	<b>0-0</b>	<b>.000</b>	<b>68-148</b>	<b>.459</b>	<b>117-203</b>	<b>320-3.7</b>	<b>212-7</b>	<b>22</b>	<b>79</b>	<b>187</b>	<b>19</b>	<b>316</b>	<b>3.6</b>



## #22 Shaun Kirk

G/F | 6-8 | 195 | Fr.  
Whiteville, N.C. | Whiteville

- \* Raw, athletic wing from eastern North Carolina
- \* Boasts 39-inch approach vertical leap
- \* Signed with NC State in April after impressive AAU stretch
- \* Active in his church in his hometown and was member of horticulture club in high school

**BEFORE STATE:** Four-year letterwinner at Whiteville High School for coach Jerry Singletary ... Voted district and county player of the year ... Elected to play in NCHSAA East-West All-Star Game in Greensboro ... Averaged 18.6 points, 5.0 rebounds and 2.1 steals as a senior, leading team to a 20-6 record ... Played AAU ball for Team Loaded and coach Dennis Smith, Sr. ... Averaged 13.5 points and shot 64.5 percent from the floor during the Adidas Uprising Gauntlet Series.

Opponent	FG	3FG	FT	O-D-Reb	PF	Pts	Ast	TO	Blk	Stl	Min
William & Mary (11/13)						--DNP--					
South Alabama (11/15)	0-1	0-1	0-0	0-0-0	0	0	0	0	0	0	2
IUPUI (11/18)	1-1	0-0	0-0	0-0-0	2	2	0	0	0	0	2
vs. Arizona St. (11/23)	0-0	0-0	0-0	0-0-0	0	0	0	0	0	0	0+
vs. LSU (11/24)						--DNP--					
Winthrop (11/27)						--DNP--					
Michigan (12/1)	0-1	0-1	0-0	0-0-0	2	0	0	1	0	1	2
Bucknell (12/5)						--DNP--					
at South Florida (12/13)	1-2	1-2	0-0	0-1-1	1	3	0	0	0	0	4
High Point (12/16)						--DNP--					
at Missouri (12/19)						--DNP--					
UNCG (12/22)						--DNP--					
Northeastern (12/29)						--DNP--					
at Virginia Tech (1/2)						--DNP--					
Louisville (1/7)						--DNP--					
at Wake Forest (1/10)	1-2	0-0	1-2	0-0-0	1	3	0	1	0	0	5
Florida State (1/13)	0-1	0-1	0-0	0-0-0	1	0	0	1	0	0	2
at UNC (1/16)						--DNP--					
at Pittsburgh (1/19)											
Duke (1/23)											
Georgia Tech (1/27)											
Miami (1/30)											
at Florida St. (2/1)											
at Duke (2/6)											
Wake Forest (2/13)											
at Virginia (2/15)											
Clemson (2/20)											
UNC (2/24)											
at Syracuse (2/27)											
Boston Coll. (3/2)											
at Notre Dame (3/5)											

### Career/Season Highs

#### Minutes

Career: 5, at Wake Forest (1/10/16)  
2015-16: Same

#### Points

Career: 3 (2x), last at Wake Forest (1/10/16)  
2015-16: Same

#### Rebounds

Career: 1, at USF (12/13/15)  
2015-16: Same

#### Assists

Career: 0  
2015-16: 0

#### Field Goals Made

Career: 1 (3x), last at Wake Forest (1/10/16)  
2015-16: Same

#### Field Goal Attempts

Career: 2 (2x), last at Wake Forest (1/10/16)  
2015-16: Same

#### 3-point Field Goals Made

Career: 1, at USF (12/13/15)  
2015-16: Same

#### 3-point Attempts

Career: 2, at USF (12/13/15)  
2015-16: Same

#### Free Throws Made

Career: 1, at Wake Forest (1/10/16)  
2015-16: Same

#### Free Throw Attempts

Career: 2, at Wake Forest (1/10/16)  
2015-16: Same

#### Steals

Career: 1, vs. Michigan (12/1/15)  
2015-16: Same

#### Blocks


Career: 0  
2015-16: 0

### NC State When Kirk...

	Season	Career
Double-Figure Scoring	0-0	0-0
Double-Figure Rebounds	0-0	0-0
Double-Double	0-0	0-0
Leads NCSU in Points	0-0	0-0
Leads NCSU in Rebs	0-0	0-0
20+ Point Games	0-0	0-0
30+ Point Games	0-0	0-0

### KIRK CAREER STATS

Year	GP-GS	Min	Avg	FG-FGA	Pct	3FG-FGA	Pct	FT-FTA	Pct	Off-Def	Tot-Avg	PF-FO	A	TO	Blk	Stl	Pts	Avg
2015-16	7-0	17	2.4	3-8	.375	1-5	.200	1-2	.500	0-1	1-0.1	7-0	0	3	0	1	8	1.1
<b>Totals</b>	<b>7-0</b>	<b>17</b>	<b>2.4</b>	<b>3-8</b>	<b>.375</b>	<b>1-5</b>	<b>.200</b>	<b>1-2</b>	<b>.500</b>	<b>0-1</b>	<b>1-0.1</b>	<b>7-0</b>	<b>0</b>	<b>3</b>	<b>0</b>	<b>1</b>	<b>8</b>	<b>1.1</b>



## #24 Maverick Rowan

G/F | 6-7 | 215 | Fr.  
Fort Lauderdale, Fla. | Elevate

- \* No. 30 recruit in 2015 class by ESPN.com
- \* Signed with NC State in August after reclassifying to the 2015 class
- \* One of the nation's top prep long-range shooters
- \* Won a state title in Pennsylvania and won one in Florida

**2015-16 HIGHLIGHTS:** Has scored in double figures 14 times ... Tied for team lead with 41 made 3-pointers ... Notched 16 points on 6-for-15 shooting in his college debut ... Made first career start and scored 15 points in win over South Alabama (Nov. 15) ... Scored 7 of his 10 points in the overtime period in the win over LSU (Nov. 24) ... Scored season-high 17 points vs. Winthrop (Nov. 27) ... Scored 19 points (12 in the second half) in win over High Point (Dec. 16) ... Scored 17 points on 4-for-8 shooting from long range vs. Louisville (Jan. 7) ... Led team with 22 points vs. Florida State (Jan. 13).

**BEFORE STATE:** One of the nation's most recruited wings in the 2016 class before reclassifying and becoming eligible in 2015 ... Ranked 30th in the 2015 class by ESPN.com and No. 39 in the 247Sports.com composite ranking ... Totaled 2,382 points during his three high school seasons ... Named Pennsylvania 1A Player of the Year as a sophomore in 2014 ... Voted Florida's 5A Player of the Year as a junior ... Averaged 28.5 points, 7.0 rebounds and 4.0 assists per game for Cardinal Gibbons, leading the team to a 32-1 record and state title ... Averaged 31.6 points per game during the Florida high school state tournament ... Scored 24.3 points per game as a high school junior in Pennsylvania and led his team to a state championship.

Opponent	FG	3FG	FT	O-D-Reb	PF	Pts	Ast	TO	Blk	Stl	Min
William & Mary (11/13)	6-15	1-8	3-3	1-2-3	4	16	0	2	0	1	34
South Alabama (11/15) *	5-10	2-6	3-4	0-1-1	4	15	0	0	0	1	26
IUPUI (11/18)	5-12	4-9	1-3	2-5-7	2	15	1	2	0	0	33
vs. Arizona St. (11/23) *	5-11	2-6	2-5	0-5-5	1	14	0	1	0	0	35
vs. LSU (11/24) *	3-11	2-7	2-2	2-2-4	1	10	2	1	0	0	39
Winthrop (11/27) *	7-13	3-6	0-0	2-3-5	4	17	1	1	0	0	34
Michigan (12/1) *	1-11	1-6	2-2	1-6-7	3	5	1	2	0	2	35
Bucknell (12/5) *	9-14	4-7	5-6	1-2-3	0	27	1	2	0	2	35
at South Florida (12/13) *	1-10	0-7	1-1	1-1-2	3	3	2	0	0	0	29
High Point (12/16) *	6-19	4-10	3-4	3-4-7	1	19	0	2	0	1	37
at Missouri (12/19) *	4-9	2-3	2-4	2-1-3	3	12	2	0	0	0	32
UNCG (12/22) *	1-10	0-4	0-0	0-4-4	3	2	0	2	0	0	28
Northeastern (12/29) *	6-12	4-8	0-0	0-2-2	3	16	2	3	0	1	38
at Virginia Tech (1/2) *	1-8	0-4	4-5	0-1-1	1	6	0	1	0	0	24
Louisville (1/7) *	5-13	4-8	3-3	1-1-2	4	17	1	0	0	0	32
at Wake Forest (1/10) *	5-16	3-11	0-0	0-3-3	1	13	0	0	0	0	37
Florida State (1/13) *	6-16	3-9	7-9	3-0-3	3	22	0	1	0	0	37
at UNC (1/16) *	4-15	2-8	0-0	1-0-1	2	10	0	1	0	1	36
at Pittsburgh (1/19)											
Duke (1/23)											
Georgia Tech (1/27)											
Miami (1/30)											
at Florida St. (2/1)											
at Duke (2/6)											
Wake Forest (2/13)											
at Virginia (2/15)											
Clemson (2/20)											
UNC (2/24)											
at Syracuse (2/27)											
Boston Coll. (3/2)											
at Notre Dame (3/5)											

### Career/Season Highs

#### Minutes

Career: 39, vs. LSU (11/24/15)  
2015-16: Same

#### Points

Career: 27, vs. Bucknell (12/5/15)  
2015-16: Same

#### Rebounds

Career: 7 (3x), last vs. High Point (12/16/15)  
2015-16: Same

#### Assists

Career: 2 (3x), last at Missouri (12/19/15)  
2015-16: Same

#### Field Goals Made

Career: 9, vs. Bucknell (12/5/15)  
2015-16: Same

#### Field Goal Attempts

Career: 19, vs. High Point (12/16/15)  
2015-16: Same

#### 3-point Field Goals Made

Career: 4 (4x), last vs. Louisville (1/7/16)  
2015-16: Same

#### 3-point Attempts

Career: 11, at Wake Forest (1/10/16)  
2015-16: Same

#### Free Throws Made

Career: 7, vs. Florida State (1/13/16)  
2015-16: Same

#### Free Throw Attempts

Career: 9, vs. Florida State (1/13/16)  
2015-16: Same

#### Steals

Career: 2 (2x), last vs. Bucknell (12/5/15)  
2015-16: Same

#### Blocks


Career: 0  
2015-16: 0

### NC State When Rowan...

	Season	Career
Double-Figure Scoring	8-6	8-6
Double-Figure Rebounds	0-0	0-0
Double-Double	0-0	0-0
Leads NCSU in Points	1-1	1-1
Leads NCSU in Rebs	0-1	0-1
20+ Point Games	1-1	1-1
4+ Made 3FG	4-1	4-1

### ROWAN CAREER STATS

Year	GP-GS	Min	Avg	FG-FGA	Pct	3FG-FGA	Pct	FT-FTA	Pct	Off-Def	Tot-Avg	PF-FO	A	TO	Blk	Stl	Pts	Avg
2015-16	18-17	601	33.4	80-225	.356	41-127	.323	38-51	.745	20-43	63-3.5	43-0	13	21	0	9	239	13.3
<b>Totals</b>	<b>18-17</b>	<b>601</b>	<b>33.4</b>	<b>80-225</b>	<b>.356</b>	<b>41-127</b>	<b>.323</b>	<b>38-51</b>	<b>.745</b>	<b>20-43</b>	<b>63-3.5</b>	<b>43-0</b>	<b>13</b>	<b>21</b>	<b>0</b>	<b>9</b>	<b>239</b>	<b>13.3</b>



# #25 Chase Cannon

G | 6-5 | 200 | Sr.

Morehead City, N.C. | The Miller School (Va.)

\* Walk-on

\* Best GPA on the team

\* Graduated in May 2015, now enrolled  
in MBA program

\* ACC Academic Honor Roll

**WOLFPACK CAREER:** Has appeared in 23 career games, totaling 31 minutes ... ACC Academic Honor Roll.

**BEFORE STATE:** Played senior season for The Miller School (Va.) ... Posted 11.7 points, 4.2 rebounds and three made 3-pointers per game as a senior ... led his team to a 20-10 overall and a 3-3 conference mark in 2011-12 ... named first team all-conference as a senior and junior ... Class salutatorian ... Recipient of The Miller School Lou Farina Award ... Bob and Carol Mattocks scholar ... Park Scholarship Finalist ... AP Scholar with Distinction ... AP Scholar with Honors.

Opponent	FG	3FG	FT	O-D-Reb	PF	Pts	Ast	TO	Blk	Stl	Min
William & Mary (11/13)					--DNP--						
South Alabama (11/15)	0-1	0-1	0-0	0-0-0	0	0	0	0	0	0	1
IUPUI (11/18)											
vs. Arizona St. (11/23)					--DNP--						
vs. LSU (11/24)					--DNP--						
Winthrop (11/27)					--DNP--						
Michigan (12/1)					--DNP--						
Bucknell (12/5)					--DNP--						
at South Florida (12/13)					--DNP--						
High Point (12/16)					--DNP--						
at Missouri (12/19)					--DNP--						
UNCG (12/22)					--DNP--						
Northeastern (12/29)					--DNP--						
at Virginia Tech (1/2)					--DNP--						
Louisville (1/7)					--DNP--						
at Wake Forest (1/10)					--DNP--						
Florida State (1/13)					--DNP--						
at UNC (1/16)					--DNP--						
at Pittsburgh (1/19)											
Duke (1/23)											
Georgia Tech (1/27)											
Miami (1/30)											
at Florida St. (2/1)											
at Duke (2/6)											
Wake Forest (2/13)											
at Virginia (2/15)											
Clemson (2/20)											
UNC (2/24)											
at Syracuse (2/27)											
Boston Coll. (3/2)											
at Notre Dame (3/5)											

## CANNON CAREER STATS

Year	GP-GS	Min	Avg	FG-FGA	Pct	3FG-FGA	Pct	FT-FTA	Pct	Off-Def	Tot-Avg	PF-FO	A	TO	Blk	Stl	Pts	Avg
2012-13	12-0	14	1.2	1-2	.500	1-1	1.000	0-0	.000	0-0	0-0	1-0	0	1	0	0	3	0.3
2013-14	5-0	6	1.2	0-3	.000	0-3	.000	0-0	.000	1-0	1-0.3	0-0	1	1	1	0	0	0.0
2014-15	5-0	10	2.0	2-5	.400	0-2	.000	0-2	.000	3-2	5-1.0	2-0	1	0	0	0	4	0.8
2015-16	2-0	2	1.0	0-4	.000	0-2	.000	0-0	.000	1-1	2-1.0	0-0	0	0	0	0	0	0.0
<b>Total</b>	<b>24-0</b>	<b>32</b>	<b>1.3</b>	<b>3-14</b>	<b>.214</b>	<b>1-8</b>	<b>.125</b>	<b>0-2</b>	<b>.000</b>	<b>5-3</b>	<b>8-0.3</b>	<b>3-0</b>	<b>2</b>	<b>2</b>	<b>1</b>	<b>0</b>	<b>7</b>	<b>0.3</b>



## 2015-16 NC State Non-ACC Statistics

RECORD:	OVERALL	HOME	AWAY	NEUTRAL
ALL GAMES	10-3	7-2	2-0	1-1
CONFERENCE	0-0	0-0	0-0	0-0
NON-CONFERENCE	10-3	7-2	2-0	1-1

#	Player	gp-gs	min	avg	Total		3-Point		F-Throw		Rebounds								a	to	blk	stl	pts	avg
					fg-fga	fg%	3fg-fga	3fg%	ft-fa	ft%	off	def	tot	avg	pf	dq								
12	Barber, Anthony	13-13	499	38.4	90-212	.425	9-31	.290	111-131	.847	13	55	68	5.2	30	1	67	26	1	6	300	23.1		
24	Rowan, Maverick	13-12	435	33.5	59-157	.376	29-87	.333	24-34	.706	15	38	53	4.1	32	0	12	18	0	8	171	13.2		
14	Martin, Caleb	13-13	449	34.5	54-145	.372	32-90	.356	17-25	.680	13	50	63	4.8	32	0	21	25	8	12	157	12.1		
00	Abu, Abdul-Malik	13-13	326	25.1	54-123	.439	0-0	.000	35-58	.603	42	64	106	8.2	30	0	13	17	8	6	143	11.0		
15	Martin, Cody	13-0	289	22.2	26-57	.456	0-2	.000	22-35	.629	24	32	56	4.3	21	0	22	12	9	16	74	5.7		
21	Anya, BeeJay	13-6	309	23.8	29-42	.690	0-0	.000	15-40	.375	21	46	67	5.2	39	3	8	18	38	9	73	5.6		
01	Freeman, Lennard	13-7	295	22.7	22-42	.524	0-0	.000	14-27	.519	36	52	88	6.8	25	0	10	13	2	8	58	4.5		
13	Corchiani Jr., Chris	2-0	2	1.0	1-1	1.000	0-0	.000	0-0	.000	0	0	0	0.0	0	0	0	0	0	0	2	1.0		
22	Kirk, Shaun	5-0	10	2.0	2-5	.400	1-4	.250	0-0	.000	0	1	1	0.2	5	0	0	1	0	1	5	1.0		
03	Henderson, Terry	1-1	7	7.0	0-3	.000	0-1	.000	0-0	.000	1	0	1	1.0	1	0	0	1	0	0	0	0.0		
04	Brickhouse, Chris	2-0	2	1.0	0-0	.000	0-0	.000	0-0	.000	0	0	0	0.0	0	0	0	0	0	0	0	0.0		
25	Cannon, Chase	2-0	2	1.0	0-4	.000	0-2	.000	0-0	.000	1	1	2	1.0	0	0	0	0	0	0	0	0.0		
	Team										29	22	51				5							
	Total.....	13	2625		337-791	.426	71-217	.327	238-350	.680	195	361	556	42.8	215	4	153	136	66	66	983	75.6		
	Opponents.....	13	2625		322-795	.405	111-297	.374	134-201	.667	141	326	467	35.9	299	9	165	151	38	86	889	68.4		

## TEAM STATISTICS

## ST

## OPP

SCORING	983	889
Points per game	75.6	68.4
Scoring margin	+7.2	-
FIELD GOALS-ATT	337-791	322-795
Field goal pct	.426	.405
3 POINT FG-ATT	71-217	111-297
3-point FG pct	.327	.374
3-pt FG made per game	5.5	8.5
FREE THROWS-ATT	238-350	134-201
Free throw pct	.680	.667
F-Throws made per game	18.3	10.3
REBOUNDS	556	467
Rebounds per game	42.8	35.9
Rebounding margin	+6.8	-
ASSISTS	153	165
Assists per game	11.8	12.7
TURNOVERS	136	151
Turnovers per game	10.5	11.6
Turnover margin	+1.2	-
Assist/turnover ratio	1.1	1.1
STEALS	66	86
Steals per game	5.1	6.6
BLOCKS	66	38
Blocks per game	5.1	2.9
ATTENDANCE	144228	21582
Home games-Avg/Game	9-16025	2-5516
Neutral site-Avg/Game	-	2-5275

## Date

## Opponent

## Score

## Att.

11/13/15	WILLIAM & MARY	L	68-85	16377
11/15/15	SOUTH ALABAMA	W	88-70	15076
11/18/15	IUPUI	W	79-56	14660
11/23/15	vs Arizona State	L	76-79	5775
11/24/15	vs LSU	Wot	83-72	4775
11/27/15	WINTHROP	W	87-79	15700
12/1/15	MICHIGAN	L	59-66	17645
12/5/15	BUCKNELL	W	99-86	16378
12/13/15	at USF	W	65-46	2945
12/16/15	HIGH POINT	W	76-73	15602
12-19-15	at Mizzou	W	73-59	8087
12/22/15	UNCG	W	58-52	15716
12/29/15	NORTHEASTERN	W	72-66	17074

\* - Conference game

## Score by Periods

## 1st

## 2nd

## OT

## Totals

NC State	445	520	18	983
Opponents	412	470	7	889

## 2015-16 NC State ACC Only Statistics

RECORD:	OVERALL	HOME	AWAY	NEUTRAL
ALL GAMES	0-5	0-2	0-3	0-0
CONFERENCE	0-5	0-2	0-3	0-0
NON-CONFERENCE	0-0	0-0	0-0	0-0

#	Player	gp-gs	min	avg	Total		3-Point		F-Throw		Rebounds				pf	dq	a	to	blk	stl	pts	avg
					fg-fga	fg%	3fg-fga	3fg%	ft-fa	ft%	off	def	tot	avg								
12	Barber, Anthony	5-5	193	38.6	34-90	.378	10-28	.357	14-17	.824	0	19	19	3.8	13	0	17	13	0	3	92	18.4
24	Rowan, Maverick	5-5	166	33.2	21-68	.309	12-40	.300	14-17	.824	5	5	10	2.0	11	0	1	3	0	1	68	13.6
00	Abu, Abdul-Malik	5-5	136	27.2	24-52	.462	0-0	.000	19-26	.731	22	27	49	9.8	14	1	11	8	1	0	67	13.4
14	Martin, Caleb	5-4	156	31.2	15-53	.283	9-38	.237	11-12	.917	9	14	23	4.6	16	0	6	10	4	5	50	10.0
15	Martin, Cody	5-1	130	26.0	14-27	.519	1-1	1.000	5-12	.417	14	13	27	5.4	6	0	13	9	2	4	34	6.8
01	Freeman, Lennard	5-1	117	23.4	6-12	.500	0-0	.000	9-14	.643	15	15	30	6.0	13	1	4	7	2	2	21	4.2
21	Anyia, BeeJay	5-4	120	24.0	4-11	.364	0-0	.000	4-16	.250	16	14	30	6.0	19	2	2	4	12	2	12	2.4
22	Kirk, Shaun	2-0	7	3.5	1-3	.333	0-1	.000	1-2	.500	0	0	0	0.0	2	0	0	2	0	0	3	1.5
Team											10	9	19					4				
Total.....		5	1025		119-316	.377	32-108	.296	77-116	.664	91	116	207	41.4	94	4	54	60	21	17	347	69.4
Opponents.....		5	1025		137-312	.439	34-88	.386	71-110	.645	75	120	195	39.0	101	2	55	47	29	27	379	75.8

TEAM STATISTICS	ST	OPP
SCORING	347	379
Points per game	69.4	75.8
Scoring margin	-6.4	-
FIELD GOALS-ATT	119-316	137-312
Field goal pct	.377	.439
3 POINT FG-ATT	32-108	34-88
3-point FG pct	.296	.386
3-pt FG made per game	6.4	6.8
FREE THROWS-ATT	77-116	71-110
Free throw pct	.664	.645
F-Throws made per game	15.4	14.2
REBOUNDS	207	195
Rebounds per game	41.4	39.0
Rebounding margin	+2.4	-
ASSISTS	54	55
Assists per game	10.8	11.0
TURNOVERS	60	47
Turnovers per game	12.0	9.4
Turnover margin	-2.6	-
Assist/turnover ratio	0.9	1.2
STEALS	17	27
Steals per game	3.4	5.4
BLOCKS	21	29
Blocks per game	4.2	5.8
ATTENDANCE	34608	38586
Home games-Avg/Game	2-17304	3-12862
Neutral site-Avg/Game	-	0-0

Date	Opponent		Score	Att.
* 01/02/16	at Virginia Tech	Lot	68-73	4971
* 1/7/16	LOUISVILLE	L	72-77	17762
* 01/10/16	at Wake Forest	L	74-77	11865
* 1/13/16	FLORIDA STATE	L	78-85	16846
* 01/16/16	at North Carolina	L	55-67	21750

\* = Conference game

Score by Periods	1st	2nd	OT	Totals
NC State	145	195	7	347
Opponents	152	215	12	379



## 2015-16 NC State Season Overall Statistics

RECORD:	OVERALL	HOME	AWAY	NEUTRAL
ALL GAMES	10-8	7-4	2-3	1-1
CONFERENCE	0-5	0-2	0-3	0-0
NON-CONFERENCE	10-3	7-2	2-0	1-1

##	Player	gp-gs	min	avg	Total		3-Point		F-Throw		Rebounds											
					fg-fga	fg%	3fg-fga	3fg%	ft-fa	ft%	off	def	tot	avg	pf	dq	a	to	blk	stl	pts	avg
12	Barber, Anthony	18-18	692	38.4	124-302	.411	19-59	.322	125-148	.845	13	74	87	4.8	43	1	84	39	1	9	392	21.8
24	Rowan, Maverick	18-17	601	33.4	80-225	.356	41-127	.323	38-51	.745	20	43	63	3.5	43	0	13	21	0	9	239	13.3
00	Abu, Abdul-Malik	18-18	462	25.7	78-175	.446	0-0	.000	54-84	.643	64	91	155	8.6	44	1	24	25	9	6	210	11.7
14	Martin, Caleb	18-17	605	33.6	69-198	.348	41-128	.320	28-37	.757	22	64	86	4.8	48	0	27	35	12	17	207	11.5
15	Martin, Cody	18-1	419	23.3	40-84	.476	1-3	.333	27-47	.574	38	45	83	4.6	27	0	35	21	11	20	108	6.0
21	Anyia, BeeJay	18-10	429	23.8	33-53	.623	0-0	.000	19-56	.339	37	60	97	5.4	58	5	10	22	50	11	85	4.7
01	Freeman, Lennard	18-8	412	22.9	28-54	.519	0-0	.000	23-41	.561	51	67	118	6.6	38	1	14	20	4	10	79	4.4
22	Kirk, Shaun	7-0	17	2.4	3-8	.375	1-5	.200	1-2	.500	0	1	1	0.1	7	0	0	3	0	1	8	1.1
13	Corchiani Jr., Chris	2-0	2	1.0	1-1	1.000	0-0	.000	0-0	.000	0	0	0	0.0	0	0	0	0	0	0	2	1.0
04	Brickhouse, Chris	2-0	2	1.0	0-0	.000	0-0	.000	0-0	.000	0	0	0	0.0	0	0	0	0	0	0	0	0.0
25	Cannon, Chase	2-0	2	1.0	0-4	.000	0-2	.000	0-0	.000	1	1	2	1.0	0	0	0	0	0	0	0	0.0
03	Henderson, Terry	1-1	7	7.0	0-3	.000	0-1	.000	0-0	.000	1	0	1	1.0	1	0	0	1	0	0	0	0.0
Team											39	31	70				9					
Total.....		18	3650		456-1107	.412	103-325	.317	315-466	.676	286	477	763	42.4	309	8	207	196	87	83	1330	73.9
Opponents.....		18	3650		459-1107	.415	145-385	.377	205-311	.659	216	446	662	36.8	400	11	220	198	67	113	1268	70.4

TEAM STATISTICS	ST	OPP	Date	Opponent	Score	Att.
SCORING	1330	1268	11/13/15	WILLIAM & MARY	L 68-85	16377
Points per game	73.9	70.4	11/15/15	SOUTH ALABAMA	W 88-70	15076
Scoring margin	+3.4	-	11/18/15	IUPUI	W 79-56	14660
FIELD GOALS-ATT	456-1107	459-1107	11/23/15	vs Arizona State	L 76-79	5775
Field goal pct	.412	.415	11/24/15	vs LSU	Wot 83-72	4775
3 POINT FG-ATT	103-325	145-385	11/27/15	WINTHROP	W 87-79	15700
3-point FG pct	.317	.377	12/1/15	MICHIGAN	L 59-66	17645
3-pt FG made per game	5.7	8.1	12/5/15	BUCKNELL	W 99-86	16378
FREE THROWS-ATT	315-466	205-311	12/13/15	at USF	W 65-46	2945
Free throw pct	.676	.659	12/16/15	HIGH POINT	W 76-73	15602
F-Throws made per game	17.5	11.4	12-19-15	at Mizzou	W 73-59	8087
REBOUNDS	763	662	12/22/15	UNCG	W 58-52	15716
Rebounds per game	42.4	36.8	12/29/15	NORTHEASTERN	W 72-66	17074
Rebounding margin	+5.6	-	* 01/02/16	at Virginia Tech	Lot 68-73	4971
ASSISTS	207	220	* 1/7/16	LOUISVILLE	L 72-77	17762
Assists per game	11.5	12.2	* 01/10/16	at Wake Forest	L 74-77	11865
TURNOVERS	196	198	* 1/13/16	FLORIDA STATE	L 78-85	16846
Turnovers per game	10.9	11.0	* 01/16/16	at North Carolina	L 55-67	21750
Turnover margin	+0.1	-				
Assist/turnover ratio	1.1	1.1				
STEALS	83	113				
Steals per game	4.6	6.3				
BLOCKS	87	67				
Blocks per game	4.8	3.7				
ATTENDANCE	178836	60168				
Home games-Avg/Game	11-16258	5-9924				
Neutral site-Avg/Game	-	2-5275				

\* = Conference game

Score by Periods	1st	2nd	OT	Totals
NC State	590	715	25	1330
Opponents	564	685	19	1268