



STATE BASKETBALL

17 Conference Championships • 3 Final Fours • 2 National Championships

2015-16 NC State Basketball Schedule

NOVEMBER

11/8/15	CAL STATE LOS ANGELES (Exh.)	W, 71-54
11/13/15	WILLIAM & MARY	L, 85-68
11/15/15	SOUTH ALABAMA !	W, 88-70
11/18/15	IUPUI !	W, 79-56
11/23/15	vs. Arizona State %	L, 79-76
11/24/15	vs. #22/17 LSU %	W, 83-72 (ot)
11/27/15	WINTHROP	W, 87-79

DECEMBER

12/1/15	MICHIGAN	L, 66-59
12/5/15	BUCKNELL	W, 99-86
12/13/15	at South Florida	W, 65-46
12/16/15	HIGH POINT	W, 76-73
12/19/15	at Missouri	W, 73-59
12/22/15	UNC-GREENSBORO	W, 58-52
12/29/15	NORTHEASTERN	W, 72-66

JANUARY

1/2/16	at Virginia Tech *	L, 73-68 (ot)
1/6/16	#16 LOUISVILLE *	L, 77-72
1/9/16	at Wake Forest *	L, 77-74
1/13/16	FLORIDA STATE *	ACCN 9 p.m.
1/16/16	at #6 North Carolina *	ESPN 12 p.m.
1/20/16	at #24 Pittsburgh *	ACCN 8 p.m.
1/23/16	#14 DUKE *	CBS 2 p.m.
1/27/16	GEORGIA TECH *	ACCN 8 p.m.
1/30/16	MIAMI *	ACCN 3 p.m.

FEBRUARY

2/3/16	at Florida State *	ESPNU 9 p.m.
2/6/16	at #14 Duke *	ESPN/2 2 or 7 p.m.
2/13/16	WAKE FOREST *	RSN 12 p.m.
2/15/16	at #4 Virginia *	ESPN 7 p.m.
2/20/16	CLEMSON *	ACCN 3 p.m.
2/24/16	#6 NORTH CAROLINA *	ACCN 8 p.m.
2/27/16	at Syracuse *	ACCN 2 p.m.

MARCH

3/2/16	BOSTON COLLEGE *	RSN 9 p.m.
3/5/16	at Notre Dame *	CBS 12 p.m.
March 8-12	ACC Championship	TBA
March 15-16	NCAA 1st Round	TBA
March 17-20	NCAA 2nd and 3rd Rounds	TBA
March 24-27	NCAA Regionals	TBA

APRIL

April 2-4	NCAA Final Four (Houston, Texas)	TBA
-----------	----------------------------------	-----

* ACC game ! Legends Classic
% Legends Classic (Barclays Center in Brooklyn, N.Y.)

2015-16 NC State Basketball



NC State (10-6, 0-3)
vs.
Florida State (10-5, 0-3)



Wednesday, January 13, 2016 - 9 p.m. ET
PNC Arena - Raleigh, N.C.

Radio: Wolfpack Sports Network (Gary Hahn, Tony Haynes)
TV: ACC Network Stations (WRAL-TV) (Mike Gleason, Mike Gminski)
Twitter: @PackMensBball | @GoPackJRat | @Mark_Gottfried

NC State Hosts Florida State Wednesday Night

The NC State men's basketball team hosts Florida State at PNC Arena Wednesday night at 9 p.m. Both teams will be shooting for their first ACC victory. The Wolfpack has won three of the last four meetings with the Seminoles, who it will play twice this season. The second meeting between the two teams will be Monday, Feb. 1

Opening Tip

	NC State	Florida State
2015-16 Record	10-6 (0-3 ACC)	10-5 (0-3 ACC)
Head Coach	Mark Gottfried	Leonard Hamilton
Career Record (Years)	380-213 (19th)	468-388 (28th)
Record at School (Years)	102-58 (5th)	268-178 (14th)
Leading Scorer	Cat Barber (22.9)	D. Bacon/M. Beasley (16.7)
Leading Rebounder	Abdul-Malik Abu (8.0)	Malik Beasley (5.9)
NCSU Series Record	NC State is 30-22 (Pack has won 3 of last 4)	
Last Meeting	NC State 72, FSU 63 (1/17/15 at FSU)	
Series Streak	NC State 2	

Possible NC State Starters (based on last game)

	Ppg	Rpg	Apg	Other
#12 - G - 'Cat' Barber (Jr. - 6-2, 190)	22.9	5.1	5.0	.842 FT
* ACC's leading scorer; Only player in nation averaging 21 ppg - 5 rpg - 5 apg				
#24 - G - Maverick Rowan (Fr. - 6-7, 215)	12.9	3.7	0.8	36 3FG
* Reclassified to 2015 class and signed in August; scored 17 points vs. Louisville				
#14 - G - Caleb Martin (So. - 6-7, 215)	11.9	5.1	1.6	.336 3FG
* Gained 15 pounds of muscle in offseason; grabbed career-high 11 rebounds at Wake Forest				
#0 - F - Abdul-Malik Abu (So. - 6-8, 240)	11.1	8.0	0.9	17 dunks
* Ranks 8th in ACC in rebounding; Last 5 games: 11.0 ppg, 9.0 rpg				
#1 - F - Lennard Freeman (Jr. - 6-9, 250)	4.5	6.8	0.8	.520 FG
* Missed offseason after having surgical metal rod inserted into his right leg				

2015-16 NC STATE BASKETBALL ROSTER

No.	Name	Pos.	Ht./Wt.	Yr.	Hometown/High School (Last School)
0	Abdul-Malik Abu	F	6-8/240	So.	Boston, Mass./Kimball Union Academy [N.H.]
1	Lennard Freeman	F	6-9/250	Jr.	Washington, D.C./Oak Hill Academy [Va.]
2	Torin Dorn	G	6-6/205	So. *	Charlotte, N.C./Vance (Charlotte)
3	Terry Henderson	G	6-5/195	R-Jr.	Raleigh, N.C./Neuse Christian (West Virginia)
4	Chris Brickhouse	F	6-5/205	Jr.	Raleigh, N.C./Broughton
12	Anthony 'Cat' Barber	G	6-2/190	Jr.	Newport News, Va./Hampton
13	Chris Corchiani, Jr.	G	6-0/180	So.	Raleigh, N.C./Ravenscroft
14	Caleb Martin	G/F	6-7/215	So.	Mocksville, N.C./Oak Hill Academy [Va.]
15	Cody Martin	G/F	6-7/210	So.	Mocksville, N.C./Oak Hill Academy [Va.]
21	BeeJay Anya	F	6-9/285	Jr.	Washington, D.C./DeMatha Catholic
22	Shaun Kirk	G/F	6-8/195	Fr.	Whiteville, N.C./Whiteville
24	Maverick Rowan	G/F	6-7/215	Fr.	Fort Lauderdale, Fla./Elevate
25	Chase Cannon	G	6-5/200	Sr.	Morehead City, N.C./The Miller School [Va.]

* - Must sit out 2015-16 season due to NCAA transfer rules and will have 3 years of eligibility remaining.

Head Coach: Mark Gottfried (Alabama '87)

Associate Head Coach: Bobby Lutz (Charlotte '80)

Assistant Coaches: Orlando Early (Gardner-Webb '90), Rob Moxley (Pfeiffer '94)

Director of Operations: Jeff Dunlap (UCLA '86)

Video Coordinator: Patrick McDonald (Alabama '00)

Assistant AD for Strength and Conditioning: Bob Alejo (Chico State '82)

Athletic Trainer: Ryan Holleman (Western Carolina '07)

2015-16 Alphabetical Roster

0	Abdul-Malik Abu
21	BeeJay Anya
12	Anthony 'Cat' Barber
4	Chris Brickhouse
25	Chase Cannon
13	Chris Corchiani, Jr.
2	Torin Dorn
1	Lennard Freeman
3	Terry Henderson
22	Shaun Kirk
14	Caleb Martin
15	Cody Martin
24	Maverick Rowan

Pronunciation Guide

Abu	(Uh-BOO)
Anya	(ON-ya)
Corchiani	(CORE-chee-onni)
Lutz	(LOOTS)
Lennard	(Len-NARD)

THE STARTING 5 - The Top 5 Storylines For This Game**1. EVERY GAME GOING DOWN TO THE WIRE**

The Wolfpack's 0-3 ACC record could be drastically different with just a few bounces of the ball. The Pack has lost its three conference games by a **combined total of 13 points**, with one setback coming in overtime. NC State led by 14 in the second half before falling in OT at Virginia Tech in the league opener, then had the ball trailing 75-72 against Louisville before an officials' reversal of a call gave the ball to Louisville. This past Sunday at Wake Forest, the Wolfpack owned a second-half lead before being edged 77-74. NC State has been within one score of winning or tying the game in the final minute of each of its ACC games. Furthermore, NC State has no bad losses, with **five of the team's six setbacks coming against the top 65 of the ESPN.com Daily RPI**. NC State's doesn't have a lost outside of the RPI's top 125.

2. CAT IN A LEAGUE ALL BY HIMSELF

Cat Barber has posted mind-boggling statistics all season long. Currently, he's the **only player in the country to average 21.0 points, 5.0 rebounds and 5.0 assists per game**. In fact, if he maintains those numbers for the entire season, he'd be the first player since the 2012-13 season to average those marks (Nate Wolters, South Dakota State). Barber is currently the ACC's leading scorer (22.9 ppg) and ranks fourth in assists per game (5.00) while playing an ACC-high 38.94 minutes per contest. Barber, who scored 37 points vs. Winthrop in November and 33 at Missouri in December, has only sat for 1:49 of total game time over the last eight games.

3. THREE TRAVEL PARTNERS IN A ROW

Wednesday's game vs. Florida State is the middle game of three straight contests against travel partners. Under the ACC's current basketball scheduling structure, NC State is paired with Wake Forest and UNC Chapel Hill as permanent home-and-home partners. The Wolfpack played at Wake Forest on Sunday and will go to Chapel Hill this coming Saturday. NC State, who will also play Duke twice this season, will play at Florida State Wednesday, Feb. 3. **NC State is the ACC's only team scheduled to play both UNC Chapel Hill and Duke twice this season.**

4. THIS TIME, WE HAVE CAT

In last season's 72-63 win at Florida State, the Wolfpack **captured the win without the services of Cat Barber**. The Pack's star point guard missed the game after receiving word earlier that morning that one of his closest friends from his hometown of Newport News, Va., passed away the night before. Without Barber, State jumped out to a huge lead and held on for the win.

5. TWINS STUFF THE STAT SHEET

Sophomore twins Caleb and Cody Martin each had notable performances in Sunday's game at Wake Forest. Caleb, a starter on the wing, grabbed a career-high 11 rebounds to go with his seven points, three assists and two steals. Cody, who is one minute older than Caleb and comes off the bench, scored eight points with eight rebounds and a career-high seven assists.





Mark Gottfried

19th Season Overall

5th Season at NC State

380-213 (102-58 at NC State)

- Second-fastest coach in NC State history to win 100 games at NC State (155 games).
- Has coached NC State to an NCAA Tournament berth in each of his 4 seasons in Raleigh, the Pack's first time going four times in a row since 2003-06.
- Defeated 4 current Hall of Fame coaches during the 2014-15 season, with wins over Duke's Mike Krzyzewski, Louisville's Rick Pitino, UNC's Roy Williams and Jim Boeheim of Syracuse.
- Is just 3rd coach in ACC history to take his first four teams to the NCAA Tournament. (Roy Williams, Skip Prosser)
- Won 92 games in 4 seasons at NC State, the most at NCSU over a

four-year span since 1972-76.

- One of 4 all-time ACC coaches to lead his team to the ACC Tournament semifinal round in each of his first 3 seasons.
- Won more games in his first 2 seasons with the Pack (48) than any coach in school history except Everett Case (55) in 1947 and 1948.
- Posted 24 wins and .667% winning percentage in 2011-12, which was the best all-time in the ACC for first-year head coaches.
- Is one of 14 coaches to capture a win over a team ranked No. 1 at two different schools. (3/20/04 at Alabama and 1/12/13 at NC State).
- Only 7 active coaches have taken 3 different schools to multiple NCAA Tournament appearances
- Has signed 4 McDonald's All-Americans since coming to NC State.

11 Seasons at Alabama (210-132 overall)

- Coached Alabama to 8 postseason appearances, including 5 consecutive NCAA tourney trips (2002-06).
- Led Alabama to a No. 1 ranking during the 2002-03 season.
- Voted 2002 SEC Coach of the Year.
- His 2003-04 Alabama squad advanced to the NCAA Elite Eight, the longest tourney run in school history.

3 Seasons at Murray State (68-24 overall)

- Won an OVC title in each of his 3 seasons and was OVC Coach of the Year all 3 seasons.
- Led Murray State to 3 postseason appearances, including a pair of NCAA tourney berths.
- His 1997-98 team earned the highest NCAA seed in OVC history (#9 seed).

GOTTFRIED YEAR-BY-YEAR AS A HEAD COACH

Year	School	Record	Conf.	Finish	Postseason
1995-96	Murray State	19-10	12-4	1st	NIT 1st Rd.
1996-97	Murray State	20-10	12-6	1st	NCAA 1st Rd.
1997-98	Murray State	29-4	16-2	1st	NCAA 1st Rd.
1998-99	Alabama	17-15	7-11	5th-West	NIT 1st Rd.
1999-00	Alabama	13-16	6-10	4th-West	---
2000-01	Alabama	25-11	8-8	3rd-West	NIT Final Four
2001-02	Alabama	27-8	12-4	1st-West	NCAA 2nd Rd.
2002-03	Alabama	17-12	7-9	4th-West	NCAA 1st Rd.
2003-04	Alabama	20-13	8-8	2nd-West	NCAA Elite Eight
2004-05	Alabama	24-8	12-4	1st-West	NCAA 1st Rd.
2005-06	Alabama	18-13	10-6	2nd-West	NCAA 2nd Rd.
2006-07	Alabama	20-12	7-9	3rd-West	NIT 1st Rd.
2007-08	Alabama	17-16	5-11	5th-West	---
2008-09	Alabama	12-7	2-3	---	---
2011-12	NC State	24-13	9-7	T-4th	NCAA Sweet Sixteen
2012-13	NC State	24-11	11-7	T-4th	NCAA 2nd Rd.
2013-14	NC State	22-14	9-9	T-7th	NCAA 2nd Rd.
2014-15	NC State	22-14	10-8	T-6th	NCAA Sweet Sixteen
2015-16	NC State	10-6	0-3		
Murray State		68-24	40-12		
Alabama		210-131	84-83		
NC State		102-58	39-34		
Totals (19th season)		380-213	162-129		

COACHING RESUME

NC STATE

(2011-Present)

RECORD: 102-58 (39-34 ACC)

2015 Sweet Sixteen

2012 Sweet Sixteen

4 Seasons, 4 NCAA Tournaments

ALABAMA

(1999-2009)

RECORD: 210-131 (84-83 SEC)

2002 SEC Regular Season Champions

2004 SEC West Champions

2004 Elite Eight

MURRAY STATE

(1996-97-98)

RECORD: 68-24 (40-12 OVC)

1996-98 OVC Champions

1997-98 OVC Tournament Titles

UCLA (Assistant Coach)

(1988-95)

1992, 1995 Pac-10 Champions

1995 National Champion

POSTSEASON APPEARANCES AS A COACH

NC STATE

NCAA - 4

ALABAMA

NCAA - 5

NIT - 3

MURRAY STATE

NCAA - 2

NIT - 1

UCLA (assistant)

NCAA - 7

POSTSEASON HISTORY AS A PLAYER

ALABAMA

NCAA - 3 Sweet Sixteens

COACHING HONORS

2002 SEC Coach of the Year

1996, '97, '98 OVC Coach of the Year

EDUCATION

B.A. in Communications

Alabama '87

UMS-Wright Prep '82

PLAYING EXPERIENCE

ALABAMA

1984-87

ORAL ROBERTS

1983

WOLFPUPS GAINING EXPERIENCE

The experience gained this season by the young Wolfpack squad could pay dividends for the program's future. According to the popular basketball metrics website KenPom.com, the **Wolfpack stands as the 305th most-experienced team** (or 46th least-experienced) in the country. The team, when minutes played are weighted by each player's eligibility class, averages just 1.27 years of experience. The national average is 1.70 and the average experience of the 15-team ACC is 1.48.

CAT'S CAREER

Cat Barber surpassed the 1,000-point mark in December, reaching the plateau in his 83rd game as a Wolfpacker. Barber now has **1,098 career points**, ranking 43rd in NC State history. He needs 69 points to tie Lorenzo Brown for 40th place. Barber is **eighth among active players (and tops among non-seniors)** in the ACC in career scoring.

PACK THE PAINT

Both NC State and Florida State want to get the ball inside or drive it into the lane. Neither team shoots the '3' all the well, or really all that often. Just 23 percent of NC State's points from on made 3-pointers (302nd in the nation), while FSU gets just 22.6 percent of its points on treys (309th) in the nation.

ABUUUUUUUUUU

Wolfpack fans' chants and cheers of 'Abuuuuuu' for Abdul-Malik Abu have become more more prevalent recently. The 6-8 sophomore forward is **averaging 11.6 points and 9.3 rebounds over the last seven games**. That stretch includes four double-doubles, highlighted by his 15 points and 12 rebounds vs. Louisville. Abu, who has started every game this season, owns six double-doubles this year.

CALEB, MAVERICK FROM LONG RANGE

Caleb Martin, much improved after shooting .305 from 3-point range last year, is currently **sixth in the ACC in 3-pointers made per game (2.44)**. In the offseason, Martin tweaked his shooting form to keep the ball more to the right and remove a hitch from his motion. Freshman Maverick Rowan has been the Pack's other long-range threat, **standing ninth in the ACC with 2.25 made treys per game**.

OFFENSIVE BOARD WORK

NC State hauls in a considerable rate of its offensive rebounds, grabbing 38.2 percent of its missed shots, **good for 18th in the nation**. The Pack has nine games with 15+ offensive rebounds and has grabbed at least 10 offensive boards in every game this season. **NC State leads the ACC with 15.56 offensive rebounds per game**.



#14 Caleb Martin



#15 Cody Martin

THE MARTINS

- The Martin twins, born Sept. 28, 1995
- From Mocksville, N.C.
- Both played senior HS year at Oak Hill Academy
- Cody is older by 1 minute

Caleb: 11.9 ppg, 5.1 rpg, .336 3FG **Cody:** 5.8 ppg, 4.5 rpg

- First pair of twins for NC State men's basketball since **Jim and Joe Mills played for the Pack in 1941-42**. The Mills brothers played one season at State before leaving to play professional baseball

4 STRAIGHT NCAA TOURNEYS

NC State is one of just 16 schools to play in the last 4 NCAA Tournaments. Here's the list in alpha order:

Cincinnati	Kansas	NC State (ACC)
Duke (ACC)	Louisville (ACC)	Ohio State
Gonzaga	Michigan State	San Diego State
Harvard	New Mexico State	VCU
Iowa State	North Carolina (ACC)	Wichita State
		Wisconsin

4 STRAIGHT NCAAS W/ 2 SWEET 16 RUNS

Duke (ACC)	Michigan State	Ohio State
Kansas	North Carolina (ACC)	Wichita State
Louisville (ACC)	NC State (ACC)	Wisconsin

PACK COACHES TO 100 WINS

NC State's win at Missouri was win No. 100 at NCSU for Mark Gottfried, making him the second-fastest Pack coach to reach the mark:

Coach	Games to 100th Win
E. Case	120th game
M. Gottfried	155th game
J. Valvano	156th game
N. Sloan	170th game
H. Sendek	178th game

10 WINS OUTSIDE OF LEAGUE PLAY

NC State won 10 non-ACC games for the fourth time in five years under Mark Gottfried. The Wolfpack won 11 non-conference games in each of the coach's first two seasons and won 10 in 2013-14, his third season. Last season, playing one of the most rugged non-league schedules in the nation, NC State won nine games. However, a rare early ACC game with Wake Forest last December gave NC State 10 wins before the calendar turned to 2015.

KIRK GETTING A LITTLE BURN

Athletic 6-8 freshman Shaun Kirk has been taking some reps in practice as a '4' player. The added versatility could lead to the newcomer finding some playing time. Kirk scored three points in five minutes at Wake Forest, his first game action since the USF game on Dec. 13.

BEEJAY REJECTING OPPONENTS

BeeJay Anya, the current ACC leader with 2.88 blocks per game, stands second on NC State's all-time career blocks list. He enters Sunday with 183 career blocked shots, 26 short of the school record held by Thurl Bailey (1979-83)

NC State Career Blocked Shots	No.
1. Thurl Bailey (1979-83)	207
2. BeeJay Anya (2013-pres.)	183
3. Kevin Thompson (1989-93)	150
4. Damon Thornton (1997-01)	146

...MORE ON ANYA'S BLOCK PARTY

BeeJay Anya swatted 91 shots last season, which was the second-highest total in NC State history. He is also **the ACC's active leader in blocked shots**, five ahead of Clemson's Landry Nnoko. Anya has 19 career games with four or more blocked shots.



2015-16 ACC Standings (as of Tuesday, Jan. 12)

Team	Overall	ACC
1. #5/5 North Carolina	15-2	4-0
2. #20/17 Pittsburgh	14-1	3-0
#9/6 Duke	14-2	3-0
4. #8/9 Miami	13-1	2-0
5. Clemson	10-6	3-1
6. #21/20 Louisville	13-3	2-1
Virginia Tech	10-6	2-1
8. Notre Dame	10-5	1-2
#13/11 Virginia	12-3	1-2
Georgia Tech	11-5	1-2
Wake Forest	10-5	1-2
12. Boston College	7-8	0-2
13. NC State	10-6	0-3
Florida State	10-5	0-3
15. Syracuse	10-7	0-4

ACC SCHEDULE (TIMES EASTERN)

Wednesday, Jan. 13

Boston College at Syracuse - 7 p.m.
 Duke at Clemson - 7 p.m.
 Wake Forest at Virginia Tech - 9 p.m.
 Georgia Tech at Notre Dame - 9 p.m.
Florida State at NC State - 9 p.m.

Thursday, Jan. 14

Pittsburgh at Louisville - 9 p.m.

Saturday, Jan. 16

Syracuse at Wake Forest - 12 p.m.
 Virginia Tech at Georgia Tech - 12 p.m.
NC State at North Carolina - 12 p.m.
 Notre Dame at Duke - 2 p.m.
 Miami at Clemson - 2 p.m.
 Boston College at Pittsburgh - 2 p.m.

LENGTH AND (LESS) WIDTH

BeeJay Anya is one of the largest players in college basketball. He's actually trimmed down considerably, having **lost nearly 75 pounds** since enrolling at NC State in 2013. But it's his wingspan that sets him apart. He has a measured wingspan of 7-9, **the longest wingspan recorded for a non-7-foot player in the NBA Draft Express database** for basketball prospects. Only 7-6 Mamadou N'Diaye (UC-Irvine) has a longer listed wingspan.

LENNARD'S THE MAN OF STEEL

Lennard Freeman, NC State's leading rebounder, is rounding into form after missing several months of the offseason healing a fracture in his lower right leg. He had successful surgery in May, and now has **a 14-inch rod inserted in his lower right leg** to heal a fracture.

LENNARD MAKES THE PACK GO

When Lennard Freeman plays and produces, the Wolfpack usually wins. Over the past two seasons, **NC State has a 16-5 record** when Freeman played 24 or more minutes. In games where the junior grabs eight or more rebounds, NC State is 20-4. The Pack is 11-0 in Freeman's career when he grabs 10 or more rebounds.

TOP GUN

A late addition to the roster this summer was Maverick Rowan, a 6-7 freshman from Fort Lauderdale, Fla. Rowan, whose father played college basketball at St. John's and **was a fan of the Top Gun movie**, is second on the team with 12.9 points per game. Rowan, who won a high school state title in both Pennsylvania and Florida, has scored in double figures in 12 of the first 16 games of his college career, including a 27-point effort vs. Bucknell.

ACC Freshmen Scoring Leaders

1. D. Bacon, FSU	16.7 ppg
2. M. Beasley, FSU	16.7 ppg
3. B. Ingram, Duke	16.4 ppg
6. M. Rowan, NCSU	12.9 ppg

GOTTFRIED'S DRIVE FOR FIVE

Head coach Mark Gottfried can accomplish something only one other coach in ACC basketball history has matched. Gottfried has led his program to the NCAA Tournament in each of his first four seasons, **which has only been accomplished by Skip Prosser (first 4 years) and Roy Williams (first 6 years).**

POSTSEASON ROTATION - ALREADY

It's not uncommon for a team to tighten its rotation at the end of the season, as conference and national tournaments approach. NC State, however, has been forced to go with a condensed lineup, playing essentially a seven-player rotation. State's seven main players **have played 3,222 of the team's possible 3,250 minutes (99.14%).**

NC STATE'S RECORD WHEN...

At Home	7-3
At PNC Arena	7-3
On Road	2-2
Neutral	1-1
In overtime	1-1
Against ranked teams (time of game)	1-1

In games decided by 5 pts or less	1-4
In games decided by 6-10 pts	3-1
In games decided by 11-20 pts	5-1
In games decided by 21+ pts	1-0

Leading at Half	10-2
Tied at Half	0-0
Trailing at Half	0-4

NCSU shoots 50% or better	1-0
NCSU shoots worse than 50%	9-6
NCSU shoots better/same as opp.	8-1
Opp. shoots better than NCSU	2-5
Opp. shoots 50% or better	1-3
Opp. shoots worse than 50%	9-3

NCSU out-rebounds opp.	10-3
Opp. out-rebounds NCSU	0-2
Teams tied in rebounding	0-1

NCSU shoots 70% or better on FTs	5-1
NCSU has more/same FT attempts	10-4
Opp. has more FT attempts	0-2
NCSU shoots 40% or better on 3s	2-0
NCSU shoots less than 40% on 3s	8-6
NCSU has more/same TO than opp.	5-2
NCSU has fewer TO than opp.	5-4

NCSU scores 90 pts or more	1-0
NCSU scores 80-89 pts	3-0
NCSU scores 70-79 pts	4-3
NCSU scores 60-69 pts	1-2
NCSU scores 50-59 pts	1-1
NCSU scores less than 50 pts	0-0
Opp. scores 90-plus pts	0-0
Opp. scores 80-89 pts	1-1
Opp. scores 70-79 pts	4-4
Opp. scores 60-69 pts	1-1
Opp. scores 50-59 pts	3-0
Opp. scores less than 50 pts	1-0

On Mondays	0-1
On Tuesdays	3-1
On Wednesdays	2-0
On Thursdays	0-1
On Fridays	1-1
On Saturdays	2-1
On Sundays	2-1

In November	4-2
In December	6-1
In January	0-3
In February	0-0
In March	0-0
In April	0-0

SOPHOMORES DELIVERING

With the team's two top scorers from last season gone, and the injury to Terry Henderson, NC State is relying even more on its young players to produce. Here's a breakdown of the increase in production from sophomores Caleb and Cody Martin and Abdul-Malik Abu:

	MPG	FGA/G	PPG
Abu (2014-15)	19.1	5.17	6.4
Abu (2015-16)	25.6	9.33	11.1
Ca. Martin (2014-15)	16.6	4.14	4.8
Ca. Martin (2015-16)	34.5	11.47	12.3
Co. Martin (2014-15)	11.4	3.11	3.4
Co. Martin (2015-16)	22.5	4.27	5.6

ALL-TIME TOP 25

NC State is 25th on the all-time winningest programs list for NCAA Division I. In its 106th season, NCSU has won 1,671 men's basketball games. The ACC boasts six of the top 25 teams on the victories list:

School (Rank)	All-Time Wins
North Carolina (3rd)	2,156
Duke (4th)	2,076
Syracuse (5th)	1,930
Notre Dame (9th)	1,806
Louisville (11th)	1,768
NC State (25th)	1,671

ALWAYS SCHEDULE TOUGH

Much has been written about Mark Gottfried's prowess for scheduling. According to ESPN, **NC State last season boasted the sixth-toughest schedule in the nation.** Here's a breakdown of NC State's schedule strength under Gottfried:

NC State's Strength of Schedule Under Gottfried (ESPN.com)	
2014-15: 6th	2013-14: 39th
2012-13: 21st	2011-12: 21st

ACC's KING OF TWITTER

In 2013, The Sporting News evaluated the prominent college basketball coaches related to their presence on Twitter. TSN named Mark Gottfried (@Mark_Gottfried) the ACC's King of Twitter. As of this week, Gottfried has 44,156 followers, which ranks 13th among college basketball coaches. Additionally, the team NC State Twitter account (@PackMensBball) boasts 49,599 followers (19th in all of college basketball).

WINNING LIKE IT'S THE 70s

Not since the NC State glory days of David Thompson has NC State won like it has the last four seasons. The Wolfpack was **92-52 in Gottfried's first four seasons**, which is the program's **highest win total for a four-year span since the Pack won 100 games from 1972-76.**

WOLFPACK FATHERS & SONS

Chris Corchiani, Sr. played for Jim Valvano's Wolfpack squads in the late 1980s and graduated in 1991. He was the first player in NCAA history to record 1,000 career assists and is still NC State's all-time leader in assists and steals. His son, Chris Jr., is a sophomore guard on the Wolfpack team. The Corchiani father-son duo is the fourth father-son combo in NC State basketball history: (h/t Tim Peeler)

Chris Corchiani Sr. ('91) / Chris Corchiani Jr. ('18)
 Tony Warren ('79) / T.J. Warren (NBA Draft in '14)
 Bill Kretzer ('68) / Billy Kretzer ('96)
 Phil DiNardo ('56) / Tommy Dinardo ('84)

PACK COACHES FIRST 4 SEASONS

Here is a breakdown of how NC State men's basketball coaches have fared through their first four seasons at State (sorted by win percentage):

Coach	W-L	Pct.
E. Case (1946-50)	107-22	.829
M. Gottfried (2011-15)	92-52	.639
J. Valvano (1980-84)	81-47	.633
N. Sloan (1966-70)	61-46	.570
H. Sendek (1996-00)	73-58	.557

THANK YOU #WPN

NC State jumped from 25th nationally in 2014 to 12th last season in average men's basketball attendance. More than 300,000 Wolfpackers crossed the turnstiles at PNC Arena last season, the highest total since the building opened for the 1999-00 season. Notably, **the Pack saw the nation's largest attendance increase**, jumping from an average of 15,043 to 16,299.



ANYA: RIM PROTECTOR

- ACC current and active leader in blocks
- 2nd in NC State history with 183 blocks
- Single-game school record 10 blocks

Not only does BeeJay Anya ranks among the country's best shot blockers, but he also can change a game without recording a block.

Game	Blocks	Altered
vs. William & Mary	2	5
vs. South Alabama	5	5
vs. IUPUI	3	5
vs. Arizona State	2	1
vs. LSU	0	3
vs. Winthrop	4	4
vs. Michigan	3	5
vs. Bucknell	3	5
at USF	5	1
vs. High Point	4	6
at Missouri	1	1
vs. UNCG	4	5
vs. Northeastern	2	5
at Va. Tech	5	4
vs. Louisville	1	7
at Wake Forest	2	2
vs. Florida State		

Game	Blocks	Altered
at UNC		
at Pittsburgh		
vs. Duke		
vs. Georgia Tech		
vs. Miami		
at Florida State		
at Duke		
vs. Wake Forest		
at Virginia		
vs. Clemson		
vs. UNC		
at Syracuse		
vs. Boston College		
at Notre Dame		
TOTAL	46	64

CONNECT WITH THE PACK



@PackMensBball
 @Mark_Gottfried



@PackMensBball
 @Mark_Gottfried



NCStateHoops



NCStateBasketball
 Mark Gottfried

Tale of the Tape

NC State	CATEGORY	Wake Forest
74.8	POINTS PER GAME	80.6
69.8	OPP. POINTS PER GAME	73.3
.415	FIELD GOAL PERCENTAGE	.457
.412	OPP. FIELD GOAL PERCENTAGE	.436
.321	3-POINT FIELD GOAL PERCENTAGE	.315
.376	OPP. 3-POINT FIELD GOAL PERCENTAGE	.336
.672	FREE THROW PERCENTAGE	.720
+6.3	REBOUNDING MARGIN	+4.1
+0.6	TURNOVER MARGIN	+1.4

“Statistically, this is our most athletic team at NC State.”

In the fall of 2012, NC State became the country's first college basketball team to use BAM Testing as a way to measure its players' athletic performance. Basic Athletic Measurement (BAM) Testing is the official athletic testing organization for the NBA Draft Combine, the Portsmouth Invitational, Adidas Nations and several other athletic events. The testing consists of five tests: **Standing Vertical Jump; Approach Vertical Jump; 3/4 Court Sprint; Reaction Shuttle; 4-Way Agility Drill.**

BAM Testing 2012-15 - Wolfpack Improvement

	2012	2013	2014	2015
Players w/ 39+ inch approach vert	0	1	3	6
Players w/ 3/4 court sprint 3.197 sec	0	0	3	4
Players w/ reaction shuttle 2.987 sec	2	4	6	6



Rankings below are measured against the 355 NBA Draft prospects at the league combine since 2009

CAT BARBER

- 3.15 second 3/4 court sprint
(14th all-time among point guards and 30th all-time among all players)

ABDUL-MALIK ABU

- 41.5-inch approach vertical jump
(tops all-time among power forwards)
- 2.925 second reaction shuttle
(2nd all-time among power forwards and 27th among all players)

CALEB MARTIN

- 2.735 second reaction shuttle
(the all-time fastest time, **faster than any NBA Draft prospect since 2009**)

- 10.89 second 4-way agility
(27th all-time among guards and 78th all-time among all players)

TERRY HENDERSON

- 42-inch approach vertical jump
(tied for 3rd among all shooting guards since 2009 & fourth all-time among all players)

2015-16 NC STATE HONOR ROLL

Preseason All-ACC

Cat Barber (Preseason All-ACC 2nd Team)

Legends Classic All-Tournament Team

Cat Barber

ACC Player of the Week

Cat Barber (Nov. 30), (Dec. 21)

Double-Figure Scoring Games

Barber 15, Abu 12, Rowan 11, Caleb Martin 10, Anya 2, Cody Martin 2, Freeman 1

Led Pack in Points (includes ties)

Barber 11, Caleb Martin 3, Rowan 1

Led Pack in Rebounds (includes ties)

Abu 7, Anya 4, Freeman 3, Barber 1

Led Pack in Assists (includes ties)

Barber 11, Cody Martin 3, Caleb Martin 2, Anya 1, Abu 1, Freeman 1

Led Pack in Steals (includes ties)

Cody Martin 6, Anya 3, Caleb Martin 4, Barber 3, Rowan 2, Freeman 2, Abu 1

Double-Doubles

Abu 6, Barber 1, Cody Martin 1, Freeman 1

Gottfried vs. Florida State

Wolfpack: Won 3 of last 4

1/14/12	NC State 76, Wake Forest 40 (at WF)
2/4/12	NC State 87, Wake Forest 76 (at PNC)
1/22/13	Wake Forest 86, #18 NC State 84 (at WF)
3/6/13	NC State 81, Wake Forest 66 (at PNC)
1/15/14	Wake Forest 70, NC State 69 (at WF)
2/11/14	NC State 82, Wake Forest 67 (at PNC)
12/6/14	NC State 78, Wake Forest 65 (at PNC)
2/3/15	Wake Forest 88, NC State 84 (at WF)

**GREATNESS DOESN'T STOP
ON THE COURT.
HELP MAKE A DIFFERENCE BY
VOTING FOR ME IN THE
INFINITI COACHES' CHARITY
CHALLENGE.**



VOTE NOW
ESPN.COM/INFINITI

THE
INFINITI
COACHES' CHARITY
CHALLENGE



WOLFPACK IN THE ACC STATS

TEAM STATS

Category (Total)	ACC Rank
Scoring (74.8)	11th
Scoring Defense (69.8)	10th
FT Percentage (.672)	13th
FG Percentage (.415)	15th
FG Pct. Defense (.412)	7th
3FG Percentage (.321)	14th
3FG Pct. Defense (.376)	13th
Rebounding Margin (+6.3)	6th
Blocks (5.13)	4th
Assists (11.69)	15th
Steals (4.56)	15th
Turnover Margin (+0.62)	11th
Assist-Turnover Ratio (1.13)	11th
3FG Made Per Game (5.75)	13th

PLAYER STATS

Cat Barber	ACC Rank
Scoring (22.9)	1st
Assists (5.00)	4th
FT pct. (.842)	7th
FTs made (123)	1st
Assist-Turnover Ratio (2.50)	7th
Minutes Played (38.94)	1st

Caleb Martin	ACC Rank
3FG Made (2.44)	6th
Minutes Played (34.50)	5th

Lennard Freeman	ACC Rank
Rebounding (6.8)	15th
Offensive Rebounds (2.88)	7th

BeeJay Anya	ACC Rank
Blocks (2.88)	1st

Maverick Rowan	ACC Rank
3FG Made (2.25)	9th
Minutes Played (33.00)	8th

Abdul-Malik Abu	ACC Rank
Rebounding (8.0)	8th
Offensive Rebounds (3.06)	6th

ATHLETICS COMMUNICATIONS

Basketball Contact: Josh Rattray
 Office Phone: 919-515-1182
 Cell Phone: 919-605-2445
 Twitter: @gopackjrat
 E-Mail: josh_rattray@ncsu.edu

Press Row Phone: 919-861-6190
 Websites: GoPack.com
 CoachGott.com
 MBB Twitter: @PackMensBball

PACK ADDS TOP PG DENNIS SMITH, JR.

NC State gained some momentum for the future when it signed Dennis Smith, Jr., the nation's top point guard, to a National Letter of Intent. Smith, from Fayetteville, N.C. is ranked fourth in the Class of 2016 by both ESPN.com and Rivals, sixth by 247Sports.com and eighth by Scout. Smith averaged 22.2 points per game as a junior at Trinity Christian School last year. Smith has enrolled at NC State and is with the Pack full-time now.

GOTTFRIED SIGNS EXTENSION

On the day of his fifth season at the school, Mark Gottfried and NC State announced a new contract that will keep the coach in Raleigh through the 2019-20 season. Gottfried's annual compensation increased from \$2.06 million to \$2.48 million.

COME TO STATE, STAY AT STATE

Mark Gottfried was hired at NC State in April of 2011, and he built his staff. That staff has stayed in place now going into its fourth season, with that continuity playing a part in NC State's success. In the ACC, only Miami, Syracuse and Notre Dame join NC State as schools that have had their head coach and three main assistants together the last four years.

FOUR HALL OF FAME VICTORIES

Last season, in addition to the team's run to the Sweet 16, the Wolfpack defeated four coaches who are currently members of the Naismith Memorial Basketball Hall of Fame. Victories over Duke and Syracuse at home and road wins at UNC Chapel Hill and Louisville made Mark Gottfried the nation's only coach to own four wins over Hall of Fame coaches last season.

NATIONALLY-RANKED IN 2014-15

After wins over LSU and Villanova landed the Wolfpack in the Sweet 16, NC State was listed in the season's final ESPN/USA Today Coaches Poll. The Pack was ranked No. 24 in the final poll. It was the first time finishing the season ranked since the team's Sweet 16 run in 2012, which landed the Pack at No. 20 in the final ranking.

WOLFPACK STAYS 3 STRIPE

Just as this basketball season tipped off, NC State Athletics announced a six-year extension with apparel company Adidas. The contract, which runs to July 2022, with worth \$38.7 million in footwear, apparel and other financial considerations.

NC STATE AND THE PROGRAM

When NC State had the instructors from The Program come to campus this fall, the Wolfpack players pushed themselves mentally and physically to their limits. At the end of the grueling two days, it was Caleb Martin who the instructors dubbed 'The Spartan Warrior'. Martin was lauded as the team's best leader during the two days and demonstrated teamwork and mental and physical toughness. That has translated onto the court for the 6-7 sophomore wing, who is averaging 15.2 points per game and is fourth in the ACC in minutes played (36.2).

THE PROGRAM

Here are some of the physical activities the Wolfpack did with the military instructors from The Program:

- different series of exercises and drills conducted in perfect precision
- drills involving 50-lb. sandbags and 7-foot-long poles
- fireman-carry suicides for 21-, 41- and 61-yard lengths done only with teammate instruction
- individual and team drills in the pool beginning at 4 a.m.



SCAN THIS QR CODE
FOR MORE CONTENT


WHAT DO WE NEED TO REPLACE?

NC State must replace three of its top four scorers from last season's. Trevor Lacey (2nd Team All-ACC) and Ralston Turner were the team's top scorers, followed by returnee Cat Barber and outbound transfer Kyle Washington.

- NC State lost 53% of overall scoring
- Turner and Lacey: 28.5 ppg and 72% of team's made 3FGs
- Turner and Lacey: Scored 40% of NC State's points (43% in ACC play)



Trevor Lacey
15.7 ppg, .392 3FG%



Ralston Turner
12.8 ppg, .367 3FG%



Kyle Washington
6.8 ppg, 18 starts

2015-16 MISCELLANEOUS STATS

Stat	NCSU	Opp.
Pts Per Game off TOs	11.9	10.8
2nd Chance Pts Per Game	15.1	10.6
Pts in Paint Per Game	29.5	27.4
Fast Break Pts	8.6	11.0
Bench Scoring	12.0	21.1

Dunks

Abu 17, Anya 12, Ca. Martin 2, Co. Martin 2, Kirk 2, Freeman 1

Charges Taken

Ca. Martin 6, Freeman 4, Barber 3, Co. Martin 3,

Deflections (unofficial)

Ca. Martin 30, Cody Martin 23, Barber 22, Rowan 15, Anya 11, Freeman 7, Abu 4

And 1's

Anya 9, Abu 9, Barber 8, Rowan 4, Freeman 3, Ca. Martin 2, Co. Martin 2

FTs on And 1: 21 of 37 (.568)

Control Opening Jump Ball

10 of 16 (last at Virginia Tech)

#Cat12 Assist Check

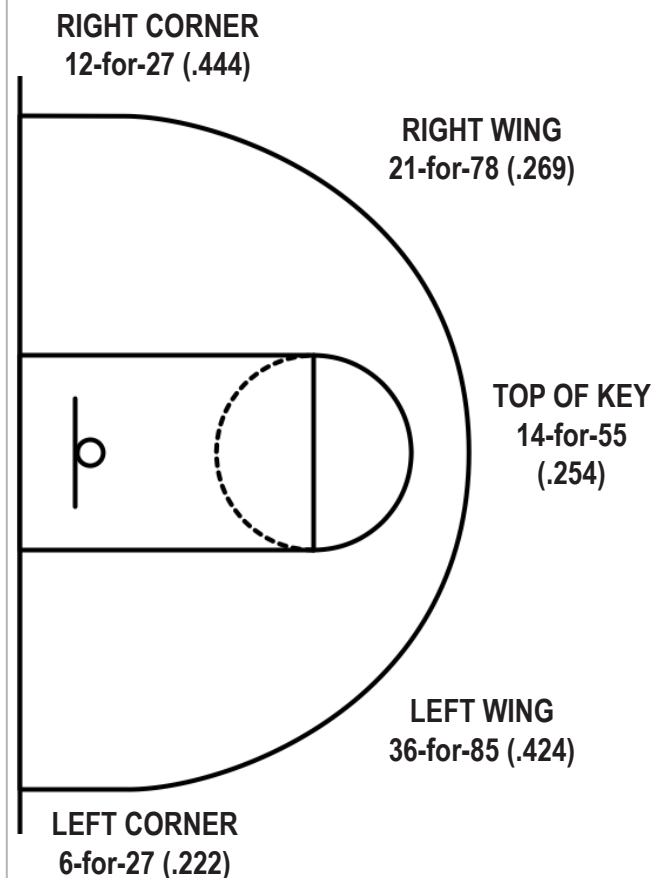
NC State point guard Cat Barber this season has 80 assists against 32 turn-over this season. Here's a breakdown of Barber's assists this season:

Barber Assists	80
Barber Turnovers	32
3-Pointers	31
Lay-ups/Dunks	22

Player	No.	Pct.
To Maverick Rowan	27	33.8
To Caleb Martin	21	26.2
To Abdul-Malik Abu	15	18.8
To Lennard Freeman	6	7.5
To BeeJay Anya	5	6.2
To Cody Martin	5	6.2
To Shaun Kirk	1	1.3

AROUND THE WORLD

Here is a visual of NC State's long-range shooting this season around the 3-point arc:



2015 ACC Preseason Poll

1. North Carolina (60)	1,292
2. Virginia (18)	1,226
3. Duke (8)	1,187
4. Notre Dame (1)	949
5. Miami	841
6. Florida State (1)	827
7. Louisville	821
8. NC State	808
9. Syracuse (1)	666
10. Pittsburgh	623
11. Wake Forest	391
12. Clemson	359
13. Georgia Tech	296
14. Virginia Tech	260
15. Boston College	134

Game #1 - William & Mary 85, NC State 68

Nov. 13, 2015 - PNC Arena

William & Mary 85 • 1-0

#	Player	Total			3-Ptr			Rebounds			PF	TP	A	TO	Blk	Stl	Min
		FG-FGA	FG-FGA	FT-FTA	Off	Def	Tot	Off	Def	Tot							
00	Dixon, Daniel	* 7-13	4-9	1-2	0	3	3	3	19	1	4	1	0	32			
04	Prewitt, Omar	* 5-13	2-5	5-6	1	5	6	1	17	3	2	0	2	32			
25	Tarpey, Terry	* 4-7	0-1	3-5	2	6	8	0	11	3	2	0	5	30			
31	Sheldon, Sean	* 3-5	0-0	2-2	4	4	8	2	8	1	4	1	0	22			
34	Cohn, David	* 3-9	1-2	2-2	0	7	7	1	9	5	1	0	0	29			
05	Malinowski, Greg	* 3-6	0-3	0-0	1	1	2	0	6	1	0	0	2	18			
10	Burchfield, Connor	* 3-3	2-2	0-0	0	1	1	2	8	0	1	0	0	8			
11	Schlotman, Michael	* 0-0	0-0	0-0	0	2	2	1	0	2	0	0	1	11			
41	Whitman, Jack	* 2-3	0-0	0-0	0	1	1	5	4	0	0	0	0	9			
50	Seacat, Hunter	* 1-1	0-0	1-2	0	0	0	2	3	0	0	0	0	9			
Team					3	1	4										
Totals		31-60	9-22	14-19	11	31	42	17	85	16	14	2	10	200			

FG % 1st Half: 16-30 53.3% 2nd half: 15-30 50.0% Game: 31-60 51.7% Deadball
 3FG % 1st Half: 7-13 53.8% 2nd half: 2-9 22.2% Game: 9-22 40.9% Rebound
 FT % 1st Half: 12-16 75.0% 2nd half: 2-3 66.7% Game: 14-19 73.7%

NC State 68 • 0-1

#	Player	Total			3-Ptr			Rebounds			PF	TP	A	TO	Blk	Stl	Min
		FG-FGA	FG-FGA	FT-FTA	Off	Def	Tot	Off	Def	Tot							
00	Abu, Abdul-Malik	* 8-16	0-0	1-2	3	3	6	3	17	4	1	0	1	30			
01	Freeman, Lennard	* 0-0	0-0	0-0	1	3	4	1	0	1	0	0	0	13			
03	Henderson, Terry	* 0-3	0-1	0-0	1	0	1	1	0	0	1	0	0	7			
12	Barber, Anthony	* 4-16	0-3	3-4	3	2	5	2	11	6	1	0	1	40			
14	Martin, Caleb	* 8-17	5-10	0-0	2	1	3	2	21	2	3	2	4	38			
15	Martin, Cody	* 0-3	0-0	0-0	2	3	5	2	0	2	2	1	0	16			
21	Any, BeeJay	* 1-1	0-0	1-5	0	6	6	2	3	0	2	0	1	22			
24	Rowan, Maverick	* 6-15	1-8	3-3	1	2	3	4	16	0	2	0	1	34			
Team					3	2	5										
Totals		27-71	6-22	8-14	16	22	38	17	68	15	10	5	8	200			

FG % 1st Half: 14-40 35.0% 2nd half: 13-31 41.9% Game: 27-71 38.0% Deadball
 3FG % 1st Half: 4-14 28.6% 2nd half: 2-8 25.0% Game: 6-22 27.3% Rebound
 FT % 1st Half: 3-6 50.0% 2nd half: 5-8 62.5% Game: 8-14 57.1%

Officials: Roger Ayers, Ray Styons, Andrew Marotta
 Technical fouls: William & Mary-None. NC State-None.
 Attendance: 16377

Fouled out: W&M: #41 Whitman, J. at 6:15 in 2nd half

Score by periods	1st	2nd	Total
William & Mary	51	34	85
NC State	35	33	68

	Points	In	Off	2nd	Fast	Bench
William & Mary	40	14	11	17	21	
NC State	28	13	14	4	19	

Game #3 - NC State 79, IUPUI 56

Nov. 18, 2015 - Tallahassee, Fla.

IUPUI 56 • 1-2

#	Player	Total			3-Ptr			Rebounds			PF	TP	A	TO	Blk	Stl	Min
		FG-FGA	FG-FGA	FT-FTA	Off	Def	Tot	Off	Def	Tot							
00	Combs, Darell	* 1-11	0-3	3-4	0	1	1	4	5	5	3	0	1	28			
02	Archie, Mason	* 4-13	3-8	0-0	0	3	3	4	11	0	0	0	0	32			
15	O'Leary, Matt	* 6-11	4-8	1-1	2	4	6	4	17	0	3	0	3	30			
22	Barksdale, Marcellus	* 1-5	0-0	2-2	2	4	6	5	4	1	3	0	2	26			
33	Osborne, Nick	* 2-6	0-0	0-0	2	5	7	4	4	0	2	1	0	16			
01	Henderson, T.J.	* 3-5	1-2	0-0	0	1	1	5	7	3	1	1	0	23			
05	Svete, Leo	* 1-4	1-3	0-0	0	1	1	1	3	0	0	0	0	9			
20	Sinn, Grant	* 0-1	0-1	0-0	0	0	0	0	0	0	0	0	0	1			
24	Hall, Evan	* 0-1	0-0	0-0	0	2	2	5	0	0	0	0	0	12			
31	Hubler, John	* 0-0	0-0	1-3	0	0	0	0	1	0	0	0	0	2			
45	Brennan, Aaron	* 2-3	0-0	0-1	1	3	4	2	4	0	1	0	0	21			
Team					3	3	6										
Totals		20-60	9-25	7-11	10	27	37	34	56	9	13	2	6	200			

FG % 1st Half: 11-29 37.9% 2nd half: 9-31 29.0% Game: 20-60 33.3% Deadball
 3FG % 1st Half: 5-13 38.5% 2nd half: 4-12 33.3% Game: 9-25 36.0% Rebound
 FT % 1st Half: 0-1 0.0% 2nd half: 7-10 70.0% Game: 7-11 63.6%

NC State 79 • 2-1

#	Player	Total			3-Ptr			Rebounds			PF	TP	A	TO	Blk	Stl	Min
		FG-FGA	FG-FGA	FT-FTA	Off	Def	Tot	Off	Def	Tot							
00	Abu, Abdul-Malik	* 4-9	0-0	6-11	3	6	9	1	14	1	2	2	0	31			
01	Freeman, Lennard	* 3-3	0-0	1-3	3	3	6	2	7	0	2	1	0	22			
12	Barber, Anthony	* 5-16	0-1	9-11	0	4	4	3	19	3	2	1	0	37			
14	Martin, Caleb	* 5-15	2-8	3-5	3	4	7	3	15	2	1	1	1	35			
24	Rowan, Maverick	* 5-12	4-9	1-3	2	5	7	2	15	1	2	0	0	33			
04	Brickhouse, Chris	* 0-0	0-0	0-0	0	0	0	0	0	0	0	0	0	1			
13	Corchiani Jr., Chris	* 0-0	0-0	0-0	0	0	0	0	0	0	0	0	0	1			
15	Martin, Cody	* 1-1	0-0	2-3	2	2	4	1	4	4	1	0	0	16			
21	Any, BeeJay	* 1-1	0-0	1-3	0	5	5	3	3	0	1	3	2	21			
22	Kirk, Shaun	* 1-1	0-0	0-0	0	0	0	2	2	0	0	0	0	2			
25	Cannon, Chase	* 0-3	0-1	0-0	1	1	2	0	0	0	0	0	0	1			
Team					6	2	8										
Totals		25-61	6-19	23-39	20	32	52	17	79	11	11	8	3	200			

FG % 1st Half: 14-31 45.2% 2nd half: 11-30 36.7% Game: 25-61 41.0% Deadball
 3FG % 1st Half: 3-10 30.0% 2nd half: 3-9 33.3% Game: 6-19 31.6% Rebound
 FT % 1st Half: 7-16 43.8% 2nd half: 16-23 69.6% Game: 23-39 59.0%

Officials: Les Jones, William Humes, Tim Ebersole
 Technical fouls: IUPUI-None. NC State-None.

Attendance: 14660

Fouled out: IUPUI: #1 Henderson, T. at 9:12 in 2nd half

#24 Hall, E. at 5:25 in 2nd half

#22 Barksdale, M. at 1:25 in 2nd half

Game #2 - NC State 88, South Alabama 70

Nov. 15, 2015 - PNC Arena

South Alabama 70 • 1-1

#	Player	Total			3-Ptr			Rebounds			PF	TP	A	TO	Blk	Stl	Min
		FG-FGA	FG-FGA	FT-FTA	Off	Def	Tot	Off	Def	Tot							
01	Williams, Ken	* 3-15	2-8	0-0	2	3	5	0	8	3	1	0	2	28			
04	Stevens, Barrington	* 4-8	2-4	0-0	0	1	1	0	10	2	1	0	0	23			
10	Boyanov, Georgi	* 0-4	0-1	2-2	1	7	8	3	2	0	0	0	0	23			
11	Marjan, Nikola	* 0-0	0-0	1-3	1	1	2	5	1	0	3	0	0	16			
24	Stover, Nick	* 0-6	0-2	1-3	0	0	0	3	1	1	2	1	1	15			
00	Calhoun, Shaq	* 2-5	1-2	0-0	0	1	1	3	5	2	0	0	0	9			
02	Johnson, Taishaun	* 5-12	0-4	8-9	3	4	7	3	18	1	2	0	0	22			
05	Muepokelly, Don	* 4-9	1-2	0-0	4	1	5	4	9	0	0	1	1	27			
20	Whittingham, Tafari	* 1-7	1-1	3-8	2	0	2	1	6	0	1	0	1	17			
22	Brown, John	* 4-7	2-2	0-0	2	5	7	2	10	0	0	0	0	20			
Team					3	1	4										
Totals		23-73	9-26	15-25	18	24	42	24	70	9	10	2	5	200			

FG % 1st Half: 11-33 33.3% 2nd half: 12-40 30.0% Game: 23-73 31.5% Deadball
 3FG % 1st Half: 4-12 33.3% 2nd half: 5-14 35.7% Game: 9-26 34.6% Rebound
 FT % 1st Half: 8-13 61.5% 2nd half: 7-12 58.3% Game: 15-25 60.0%

NC State 88 • 1-1

#	Player	Total		3-Ptr		Rebounds			PF	TP	A	TO	Blk	Stl	Min
		FG-FGA	FG-FGA	FT-FTA	Off	Def	Tot								
00	Abu, Abdul-Malik	* 5-9	0-0	4-7	3	3	6	4	14	2	2	0	0	20	
01	Freeman, Lennard	* 2-5	0-0	1-2	2	11	13	4	5	1	3	0	0	29	
12	Barber, Anthony	* 3-11	0-1	11-12	2	10	12	3	17	8	5	0	1	39	
14	Martin, Caleb	* 7-10	4-6	1-1	0	6	6	2	19	0	2	0	0	37	
24	Rowan, Maverick	* 5-10	2-6	3-4	0	1	1	4	15	0	0	0	1	26	
04	Brickhouse, Chris	0-0	0-0	0-0	0	0	0	0	0	0	0	0	0	1	
13	Corchiani Jr., Chris	1-1	0-0	0-0	0	0	0	0	2	0	0	0	0	1	
15	Martin, Cody	3-5	0-1	2-2	1	1	2	1	8	0	0	0	1	19	
21	Any, BeeJay	3-4	0-0	2-6	1	4	5	5	8	3	2	5	1	25	
22	Kirk, Shaun	0-1	0-1	0-0	0	0	0	0	0	0	0	0	0	2	
25	Cannon, Chase	0-1	0-1	0-0	0	0	0	0	0	0	0	0	0	1	
	Team				1	1	2								
Totals		29-57	6-16	24-34	10	37	47	23	88	14	14	5	4	200	

Game #5 - NC State 83, #22/17 LSU 72 (OT)

Nov. 24, 2015 - Brooklyn, N.Y.

LSU 72 • 3-2

#	Player		Total		3-Ptr		Rebounds			PF	TP	A	TO	Blk	Stl	Min
			FG-FGA	FG-FGA	FT-FTA	Off Def Tot	PF	TP	A TO Blk Stl							
25	SIMMONS, Ben	f	1-6	0-0	2-5	3 11 14	5	4	10 0 3 3	40-						
02	ROBINSON III, Elbert	c	2-4	0-0	0-0	2 2 4	4	4	0 3 1 0	21						
03	BLAKENEY, Antonio	g	4-17	3-11	0-0	0 3 3	0	11	1 2 0 1	34						
15	PATTERSON, Jaly	g	3-5	1-3	0-0	0 0 0	3	7	1 2 0 2	16						
55	QUARTERMAN, Tim	g	7-20	3-7	2-3	4 5 9	2	19	2 1 0 0	38						
00	SAMPSON, Brandon		7-12	4-9	0-0	1 2 3	0	18	1 1 0 1	25						
05	GRAY, Josh		2-11	0-3	0-0	1 1 2	4	4	2 2 1 1	26						
20	BRIDGEWATER, Brian		2-2	0-0	1-2	1 3 4	4	5	0 1 0 1	24						
21	EPPS, Aaron		0-0	0-0	0-0	0 0 0	1	0	0 0 0 0	1						
	Team					0 2 2										
Totals			28-77	11-33	5-10	12 29 41	23	72	17 12 5 9	225						

FG % 1st Half: 13-31 41.9% 2nd half: 12-37 32.4% OT: 3-9 33.3% Game: 28-77 36.4% Deadba
 3FG % 1st Half: 3-13 23.1% 2nd half: 7-16 43.8% OT: 1-4 25.0% Game: 11-33 33.3% Rebound
 FT % 1st Half: 2-3 66.7% 2nd half: 3-7 42.9% OT: 0-0 0.0% Game: 5-10 50.0%

NC State 83 • 3-2

#	Player		Total		3-Ptr		Rebounds			PF	TP	A	TO	Blk	Stl	Min
			FG-FGA	FG-FGA	FT-FTA	Off Def Tot	PF	TP	A TO Blk Stl							
00	Abu, Abdul-Malik	f	6-14	0-0	3-6	3 9 12	1	15	1 1 0 0	29						
01	Freeman, Lennard	f	1-2	0-0	2-2	3 1 4	3	4	1 2 0 0	19						
24	Rowan, Maverick	f	3-11	2-7	2-2	2 2 4	1	10	2 1 0 0	39						
12	Barber, Anthony	g	4-12	0-0	12-12	0 7 7	0	20	7 1 0 1	43						
14	Martin, Caleb	g	6-18	4-10	0-0	0 9 9	2	16	3 4 1 1	37						
15	Martin, Cody		6-10	0-0	2-3	6 4 10	2	14	4 2 1 4	37						
21	Any, BeeJay		1-1	0-0	2-4	1 2 3	2	4	0 0 0 0	21						
	Team					1 4 5			3							
Totals			27-68	6-17	23-29	16 38 54	11	83	18 14 2 6	225						

FG % 1st Half: 13-32 40.6% 2nd half: 10-29 34.5% OT: 4-7 57.1% Game: 27-68 39.7% Deadba
 3FG % 1st Half: 3-7 42.9% 2nd half: 2-9 22.2% OT: 1-1 100.0% Game: 6-17 35.3% Rebound
 FT % 1st Half: 4-4 100.0% 2nd half: 10-15 66.7% OT: 9-10 90.0% Game: 23-29 79.3%

Officials: Brian O'Connell, Guy Pagano, Tom Courtney
 Technical fouls: LSU-None. NC State-None.
 Attendance: 4775
 2015 FanDuel Legends Classic Consolation Game

Score by periods	1st	2nd	OT	Total		In	Off	2nd	Fast	
LSU	31	34	7	72	Points	Paint	T/O	Chance	Break	Bench
NC State	33	32	18	83	LSU	30	14	12	18	27
					ST	32	12	20	8	18

Game #7 - Michigan 66, NC State 59

Dec. 1, 2015 - PNC Arena

Michigan 66 • 5-2

#	Player		Total		3-Ptr		Rebounds			PF	TP	A	TO	Blk	Stl	Min
			FG-FGA	FG-FGA	FT-FTA	Off Def Tot	PF	TP	A TO Blk Stl							
10	Walton Jr., Derrick	*	1-1	0-0	2-2	0 2 2	0	4	2 2 0 1	13						
02	Irvin, Zak	*	3-11	1-6	0-0	1 4 5	2	7	4 1 0 0	37						
23	LeVert, Caris	*	4-10	1-4	9-10	0 9 9	2	18	7 2 1 0	37						
24	Dawkins, Aubrey	*	1-3	0-0	0-0	0 0 0	3	2	0 1 0 0	15						
32	Doyle, Ricky	*	3-4	0-0	0-0	0 4 4	2	6	0 3 1 0	16						
02	Albrecht, Spike		0-0	0-0	0-0	0 0 0	1	0	1 0 0 0	5						
03	Chatman, Kameron		0-0	0-0	0-0	0 1 1	2	0	1 0 0 0	5						
05	Wilson, D.J.		0-0	0-0	0-0	0 0 0	0	0	0 0 0 0	1						
12	Abdur-Rahkman, M-A		2-4	0-2	0-0	0 4 4	1	4	0 0 0 1	25						
13	Wagner, Moritz		4-7	0-1	0-1	1 1 2	4	8	0 2 0 0	23						
22	Robinson, Duncan		6-8	5-7	0-0	0 3 3	3	17	0 0 0 1	23						
	Team					0 2 2										
Totals			24-48	7-20	11-13	2 30 32	20	66	15 11 2 3	200						

FG % 1st Half: 13-24 54.2% 2nd half: 11-24 45.8% Game: 24-48 50.0% Deadba
 3FG % 1st Half: 4-10 40.0% 2nd half: 3-10 30.0% Game: 7-20 35.0% Rebound
 FT % 1st Half: 4-4 100.0% 2nd half: 7-9 77.8% Game: 11-13 84.6%

NC State 59 • 4-3

#	Player		Total		3-Ptr		Rebounds			PF	TP	A	TO	Blk	Stl	Min
			FG-FGA	FG-FGA	FT-FTA	Off Def Tot	PF	TP	A TO Blk Stl							
00	Abu, Abdul-Malik	*	0-6	0-0	2-2	0 1 1	1	2	0 0 0 0	13						
01	Freeman, Lennard	*	0-3	0-0	0-0	4 2 6	1	0	1 0 0 1	20						
12	Barber, Anthony	*	6-13	0-1	4-4	1 2 3	5	16	4 1 0 0	36						
14	Martin, Caleb	*	5-12	3-9	6-6	3 4 7	2	19	1 1 0 1	38						
24	Rowan, Maverick	*	1-11	1-6	2-2	1 6 7	3	5	1 2 0 2	35						
15	Martin, Cody		3-7	0-0	2-4	0 2 2	1	8	1 0 0 1	28						
21	Any, BeeJay		4-5	0-0	1-6	2 5 7	2	9	0 2 3 0	28						
22	Kirk, Shaun		0-1	0-1	0-0	0 0 0	2	0	0 1 0 1	2						
	Team					2 1 3										
Totals			19-58	4-17	17-24	13 23 36	17	59	8 7 3 6	200						

FG % 1st Half: 11-29 37.9% 2nd half: 8-29 27.6% Game: 19-58 32.8% Deadba
 3FG % 1st Half: 3-11 27.3% 2nd half: 1-6 16.7% Game: 4-17 23.5% Rebound
 FT % 1st Half: 1-3 33.3% 2nd half: 16-21 76.2% Game: 17-24 70.8%

Officials: Jamie Luckie, Mike Eades, Bill Covington
 Technical fouls: Michigan-None. NC State-None.
 Attendance: 17645
 Fouled out: NCSU: #12 Barber, A. @ 0:17.4 in 2nd half

Score by periods	1st	2nd	Total		Points	In Paint	Off T/O	2nd Chance	Fast Break	Bench
Michigan	34	32	66		MICH	28	7	0	7	29
NC State	26	33	59		ST	18	6	11	3	17

Last FG - MICH 2nd-02:12, ST 2nd-00:01.
 Largest lead - MICH by 15 2nd-14:27, ST by 5 1st-18:23.
 MICH led for 28:20. ST led for 10:05. Game was tied for 01:30.

Score tied - 1 time.
 Lead changed - 5 times.

Game #6 - NC State 87, Winthrop 79

Nov. 27, 2015 - PNC Arena

Winthrop 79 • 4-1

#	Player		Total		3-Ptr		Rebounds			PF	TP	A	TO	Blk	Stl	Min
			FG-FGA	FG-FGA	FT-FTA	Off Def Tot	PF	TP	A TO Blk Stl							
05	Johnson, Keon	*	4-12	3-6	4-4	0 2 2	4	15	1 1 0 0	32						
12	Cooks, Xavier	*	4-7	0-2	2-3	1 2 3	5	10	3 1 0 0	23						
13	Broman, Bjorn	*	4-10	2-6	0-0	1 2 3	4	10	3 1 0 0	36						
25	Price, Zach	*	1-5	0-0	1-2	0 3 3	3	3	0 1 0 1	14						
42	Davenport, Joshua	*	1-3	0-0	0-0	2 5 7	4	2	2 1 0 1	19						
00	Okeke, Duby		0-5	0-0	1-2	3 5 8	3	1	0 5 4 1	24						
01	Perkins, Roderick		0-4	0-2	0-0	2 2 4	1	0	1 0 0 0	14						
32	Poole, Freddy		0-0	0-0	0-0	0 0 0	0	0	0 0 0 1	2						
44	Gavin, Jimmy		10-15	7-12	11-12	1 1 2	3	38	1 1 0 1	36						
	Team					0 2 2			2							
Totals			24-61	12-28	19-23	10 24 34	27	79	11 13 4 5	200						

FG % 1st Half: 13-32 40.6% 2nd half: 11-29 37.9% Game: 24-61 39.3% Deadba
 3FG % 1st Half: 7-16 43.8% 2nd half: 5-12 41.7% Game: 12-28 42.9% Rebound
 FT % 1st Half: 6-8 75.0% 2nd half: 13-15 86.7% Game: 19-23 82.6%

NC State 87 • 4-2

#	Player		Total		3-Ptr	Rebounds				PF	TP	A	TO	Blk	Stl	Min
			FG-FGA	FG-FGA	FT-FTA	Off	Def	Tot								
00	Abu, Abdul-Malik	*	1-4	0-0	0-2	0	3	3	2	2	2	2	0	1	14	
01	Freeman, Lennard	*	4-7	0-0	1-4	3	7	10	2	9	1	0	0	0	31	
12	Barber, Anthony	*	9-19	0-0	19-22	1	3	4	2	37	8	3	0	0	39	
14	Martin, Caleb	*	3-8	1-6	4-4	1	4	5	4	11	1	1	1	1	37	
24	Rowan, Maverick	*	7-13	3-6	0-0	2	3	5	4	17	1	1	0	0	34	
15	Martin, Cody		3-8	0-0	1-2	2	3	5	2	7	2	0	1	1	26	
21	Anyu, BeeJay		2-3	0-0	0-0	1	1	2	5	4	0	2	4	1	19	
Team						3	4	7								
Totals			29-62	4-12	25-34	13	28	41	21	87	15	9	6	4	200	
FG % 1st Half: 14-30 46.7% 2nd half: 15-32 46.9% Game: 29-62 46.8%																
3FG % 1st Half: 3-6 50.0% 2nd half: 1-6 16.7% Game: 4-12 33.3%																
FT % 1st Half: 9-13 69.2% 2nd half: 16-21 76.2% Game: 25-34 73.5%																
																Deadball Rebounds 5

Game #9 - NC State 65, South Florida 46

Dec. 13, 2015 - Tampa, Fla.

NC State 65 • 6-3

#	Player		Total		3-Ptr	Rebounds					PF	TP	A	TO	Blk	Stl	Min
			FG-FGA	FG-FGA		FT-FTA	Off	Def	Tot								
00	Abu, Abdul-Malik	f	5-13	0-0	1-2	9	5	14	3	11	1	1	0	1	1	29	
21	Any, BeeJay	f	7-8	0-0	3-6	2	5	7	3	17	1	2	5	1	1	24	
12	Barber, Anthony	g	6-20	1-5	6-8	2	5	7	0	19	6	3	0	1	1	40-	
14	Martin, Caleb	g	1-10	1-7	0-0	0	5	5	1	3	2	2	1	0	1	34	
24	Rowan, Maverick	g	1-10	0-7	1-1	1	1	2	3	3	2	0	0	0	1	29	
01	Freeman, Lennard		2-3	0-0	1-2	5	3	8	1	5	1	0	0	1	1	25	
15	Martin, Cody		2-2	0-0	0-2	0	3	3	2	4	0	1	0	2	1	15	
22	Kirk, Shaun		1-2	1-2	0-0	0	1	1	1	3	0	0	0	0	1	4	
	Team					3	1	4									
Totals			25-68	3-21	12-21	22	29	51	14	65	13	9	6	6	6	200	
FG % 1st Half: 15-39 38.5% 2nd half: 10-29 34.5% Game: 25-68 36.8% Deadba																	
3FG % 1st Half: 2-12 16.7% 2nd half: 1-9 11.1% Game: 3-21 14.3% Rebound																	
FT % 1st Half: 3-6 50.0% 2nd half: 9-15 60.0% Game: 12-21 57.1% 5																	

USF 46 • 2-8

		Total	3-Ptr	Rebounds										
#	Player	FG-3A	FG-3A	FT-FTA	Off	Def	Tot	PF	TP	A	TO	Blk	Stl	Min
01	PERRY, Chris	f	0-3	0-0	2-2	1	5	6	4	2	1	0	0	17
22	NUNEZ, Angel	f	2-8	1-4	0-0	1	2	3	1	5	0	2	0	28
33	GUERRERO, Ruben	c	3-6	0-0	0-0	2	3	5	1	6	0	2	3	0
00	MCMURRAY, Jahmal	g	6-16	1-5	0-0	0	4	4	3	13	4	0	0	2
05	MORILLO, Nehemias	g	4-10	0-3	2-3	0	0	0	2	10	1	1	0	1
03	PETERS, Roddy		1-3	0-0	0-0	1	0	1	0	2	0	1	0	0
15	COUSINS, Jaleel		2-10	0-0	4-6	8	4	12	3	8	0	4	1	1
35	ZEIGLER, Bo		0-4	0-0	0-0	1	3	4	3	0	0	3	2	1
42	SANTOS, Luis		0-1	0-0	0-0	0	2	2	2	0	0	0	0	0
Team						2	2	4			1			
Totals			18-61	2-12	8-11	16	25	41	19	46	6	14	6	5
FG % 1st Half: 5-28 17.9% 2nd half: 13-33 39.4% Game: 18-61 29.5% Deadba														
3FG % 1st Half: 0-4 0.0% 2nd half: 2-8 25.0% Game: 2-12 16.7% Rebound														
FT % 1st Half: 5-6 83.3% 2nd half: 3-5 60.0% Game: 8-11 72.7% 1														

Officials: Gerry Pollard, Joe DeRosa, Jeff Clark
Technical fouls: NC State-None. USF-None.
Attendance: 2945
Time of Game: 1:44

Score by periods	1st	2nd	Total		In	Off	2nd	Fast	
NC State	35	30	65	Points	Paint	T/O	Chance	Break	Bench
USF	15	31	46	ST	32	19	15	8	12
				USF	18	7	10	6	10

Game #11 - NC State 73, Missouri 59

Dec. 19, 2015 - Columbia, Mo.

NC State 73 • 8-3

#	Player	Total		3-Ptr	Rebounds			PF	TP	A	TO	Blk	Stl	Min	
		FG-FGA	FG-FGA		FT-FTA	Off	Def								Tot
00	Abu, Abdul-Malik	*	4-8	0-0	5-5	3	8	11	3	13	0	1	1	0	33
12	Barber, Anthony	*	9-15	2-4	13-15	1	6	7	2	33	4	3	0	0	39
14	Martin, Caleb	*	2-14	1-9	0-0	1	1	2	2	5	2	2	0	1	29
21	Any, BeeJay	*	1-2	0-0	1-2	1	5	6	3	3	1	2	1	0	22
24	Rowan, Maverick	*	4-9	2-3	2-4	2	1	3	3	12	2	0	0	0	32
01	Freeman, Lennard		0-1	0-0	1-2	2	4	6	2	1	0	0	0	1	24
15	Martin, Cody		2-5	0-0	2-2	2	0	2	2	6	1	0	2	2	21
	Team					3	1	4			1				
	Totals		22-54	5-16	24-30	15	26	41	17	73	10	9	4	4	200
	FG % 1st Half: 11-26	42.3%	2nd half: 11-28	39.3%	Game: 22-54	40.7%									Deadball
	3FG % 1st Half: 3-9	33.3%	2nd half: 2-7	28.6%	Game: 5-16	31.3%									Rebounds
	FT % 1st Half: 4-7	57.1%	2nd half: 20-23	87.0%	Game: 24-30	80.0%									1

Mizzou 59 • 5-5

#	Player	Total		3-Ptr	Rebounds					PF	TP	A	TO	Blk	Stl	Min
		FG-FGA	FG-FGA		FT-FTA	Off	Def	Tot								
01	PHILLIPS	*	2-6	1-3	2-2	0	1	1	3	7	1	1	0	1	21	
12	WRIGHT	*	0-6	0-1	2-6	0	3	3	1	2	0	0	0	2	19	
15	CLARK	*	3-9	1-3	0-0	1	1	2	3	7	3	1	0	0	22	
24	PURYEAR	*	1-2	0-0	2-2	0	2	2	1	4	0	0	0	0	25	
44	ROSBURG	*	1-2	0-0	0-1	2	4	6	4	2	1	1	0	0	15	
04	ISABELL		4-7	1-2	1-2	1	2	3	2	10	2	2	0	2	24	
05	ALLEN		1-1	0-0	1-4	1	0	1	0	3	0	0	0	0	4	
10	WALTON		2-3	0-1	0-2	0	0	0	2	4	3	3	0	0	11	
23	GANT		2-5	0-0	0-0	1	1	2	2	4	0	0	1	1	16	
25	WOODS		2-3	0-0	0-0	0	4	4	3	4	2	0	1	0	19	
33	VANLEER		4-7	4-7	0-0	0	2	2	1	12	1	0	0	0	24	
Team						1	2	3								
Totals			22-51	7-17	8-19	7	22	29	22	59	13	8	2	6	200	
FG % 1st Half: 12-27 44.4% 2nd half: 10-24 41.7% Game: 22-51 43.1% Deadball																
3FG % 1st Half: 3-8 37.5% 2nd half: 4-9 44.4% Game: 7-17 41.2% Rebounds																
FT % 1st Half: 1-2 50.0% 2nd half: 7-17 41.2% Game: 8-19 42.1% 7																

Officials: William Humes, Tim Nestor, Jeffrey Anderson
Technical fouls: NC State-None. Mizzou-None.
Attendance: 8087

Game #10 - NC State 76, High Point 73

Dec. 16, 2015 - PNC Arena

High Point 73 • 8-3

#	Player	Total		3-Ptr	Rebounds			PF	TP	A	TO	Blk	Stl	Min	
		FG-FGA	FG-FGA		FT-FTA	Off	Def								Tot
00	Brown, John	*	6-17	0-0	5-6	7	0	7	4	17	2	1	4	2	32
11	Mcintyre, Haiishen	*	0-1	0-1	4-4	0	3	3	2	4	2	0	0	0	24
15	Cugini, Lorenzo	*	4-10	4-7	0-0	0	5	5	2	12	3	2	0	1	36
22	Weary, Adam	*	7-10	0-0	1-1	1	1	2	4	15	3	1	0	2	34
24	Lindauer, Anthony	*	6-11	3-5	3-3	1	6	7	3	18	3	2	1	2	36
02	White, Austin		0-1	0-0	0-0	0	0	0	1	0	0	0	0	0	5
03	Fox, Andre		0-1	0-0	0-0	0	1	1	2	0	0	1	0	0	5
10	Thompson, Tarique		1-4	0-0	0-0	1	1	2	1	2	0	0	0	0	12
12	Perez-Laham, Jorge		2-5	1-3	0-0	1	3	4	2	5	1	1	0	0	16
	Team					0	2	2			1				
Totals			26-60	8-16	13-14	11	22	33	21	73	14	9	5	7	200
FG % 1st Half: 11-28 39.3% 2nd half: 15-32 46.9% Game: 26-60 43.3% Deadba															
3FG % 1st Half: 2-5 40.0% 2nd half: 6-11 54.5% Game: 8-16 50.0% Rebound															
FT % 1st Half: 7-7 100.0% 2nd half: 6-7 85.7% Game: 13-14 92.9% 0															

NC State 76 • 7-3

#	Player		Total		3-Ptr	Rebounds					PF	TP	A	TO	Blk	Stl	Min
			FG-FGA	FG-FGA	FT-FTA	Off	Def	Tot									
00	Abu, Abdul-Malik	*	5-8	0-0	3-4	5	4	9	2	13	0	3	2	1	23		
12	Barber, Anthony	*	10-22	3-5	3-4	1	4	5	2	26	6	0	0	0	40		
14	Martin, Caleb	*	2-6	0-4	0-3	2	2	4	2	4	0	1	0	0	33		
21	Any, BeeJay	*	2-4	0-0	1-3	2	5	7	2	5	1	1	4	1	30		
24	Rowan, Maverick	*	6-19	4-10	3-4	3	4	7	1	19	0	2	0	1	37		
01	Freeman, Lennard		2-3	0-0	0-0	2	3	5	4	4	0	1	0	0	12		
15	Martin, Cody		1-3	0-0	3-4	2	1	3	1	5	0	0	0	2	25		
Team						3	1	4									
Totals				28-65	7-19	13-22	20	24	44	14	76	7	9	6	5	200	
FG % 1st Half: 15-38			39.5%	2nd half: 13-27	48.1%	Game: 28-65			43.1%	Deadba							
3FG % 1st Half: 2-9			22.2%	2nd half: 5-10	50.0%	Game: 7-19			36.8%	Rebound							
FT % 1st Half: 4-7			57.1%	2nd half: 9-15	60.0%	Game: 13-22			59.1%	4							

Officials: Jeff Clark, Tim Kelly, Lamont Simpson
Technical fouls: High Point-None. NC State-None.
Attendance: 15602

Score by periods	1st	2nd	Total
High Point	31	42	73
NC State	36	40	76

.ast FG - HPU 2nd-01:48, ST 2nd-00:01.
.arrest lead - HPU bv 3 2nd-08:34, ST bv 7 1st-00:41.

Points HPU ST	In Paint	Off T/O	2nd Chance	Fast Break	Bench
26	12	10	14	7	7
32	14	21	11	9	9

Score tied - 13 times.
Lead changed - 14 times.

Game #12 - NC State 58, UNC Greensboro 52

Game #13 - NC State 72, Northeastern 66 Dec. 29, 2015 - PNC Arena

Northeastern 66 • 8-5

##	Player	Total		3-Ptr	Rebounds			PF	TP	A	TO	Blk	Stl	Min
		FG-FGA	FG-FGA		Off	Def	Tot							
04	Walker, David	* 5-12	3-7	0-1	0	1	1	2	13	5	5	0	1	34
11	Miller, Jeremy	* 3-6	0-2	2-2	2	3	5	1	8	0	1	2	1	26
12	Ford, Quincy	* 5-11	1-4	4-6	2	6	8	5	15	2	1	2	3	32
15	Donnelly, Caleb	* 4-6	4-6	0-0	0	0	0	1	12	0	1	0	1	29
33	Stahl, Zach	* 4-11	0-0	1-2	1	6	7	2	9	6	3	0	2	38
20	Begley, Devon	0-2	0-1	0-0	0	0	0	2	0	0	0	0	1	10
22	Gresham Jr., Donnell	3-4	3-4	0-0	0	1	1	3	9	0	1	0	1	20
30	Green, Anthony	0-1	0-0	0-0	1	0	1	1	0	0	0	0	0	3
34	Abakah, Kwesi	0-1	0-0	0-2	0	2	2	1	0	0	0	0	0	8
Team					0	3	3			1				
Totals		24-54	11-24	7-13	6	22	28	18	66	13	13	4	10	200

FG % 1st Half: 10-26 38.5% 2nd half: 14-28 50.0% Game: 24-54 44.4% Deadball Rebounds 2
 3FG % 1st Half: 2-10 20.0% 2nd half: 9-14 64.3% Game: 11-24 45.8%
 FT % 1st Half: 3-6 50.0% 2nd half: 4-7 57.1% Game: 7-13 53.8%

NC State 72 • 10-3

##	Player	Total		3-Ptr	Rebounds			PF	TP	A	TO	Blk	Stl	Min
		FG-FGA	FG-FGA		Off	Def	Tot							
00	Abu, Abdul-Malik	* 4-13	0-0	2-2	7	5	12	2	10	0	0	0	1	23
12	Barber, Anthony	* 11-20	1-3	6-8	2	3	5	2	29	3	2	0	0	40
14	Martin, Caleb	* 3-8	2-3	0-2	0	7	7	4	8	0	1	1	0	27
21	Any, BeeJay	* 1-2	0-0	0-0	2	3	5	1	2	0	2	2	2	23
24	Rowan, Maverick	* 6-12	4-8	0-0	0	2	2	3	16	2	3	0	1	38
01	Freeman, Lennard	3-4	0-0	1-2	1	3	4	1	7	0	2	0	3	27
15	Martin, Cody	0-1	0-0	0-0	0	3	3	3	0	3	1	1	1	22
Team					1	0	1							
Totals		28-60	7-14	9-14	13	26	39	16	72	8	11	4	8	200

FG % 1st Half: 10-31 32.3% 2nd half: 18-29 62.1% Game: 28-60 46.7% Deadball Rebounds 2,2
 3FG % 1st Half: 1-5 20.0% 2nd half: 6-9 66.7% Game: 7-14 50.0%
 FT % 1st Half: 6-7 85.7% 2nd half: 3-7 42.9% Game: 9-14 64.3%

Officials: Bryan Kersey, Jerry Heater, Ray Styons
 Technical fouls: Northeastern-None. NC State-None.
 Attendance: 17074
 Fouled out: NE: #12 Ford, Q. at 0:56.7 in 2nd half

Score by periods	1st	2nd	Total
Northeastern	25	41	66
NC State	27	45	72

Points	In	Off	2nd	Fast	Bench
NU	24	14	4	23	9
ST	32	19	8	13	7

Game #15 - #16/16 Louisville 77, NC State 72 Jan. 7, 2015 - PNC Arena

Louisville 77 • 13-2, 2-0

##	Player	Total		3-Ptr	Rebounds			PF	TP	A	TO	Blk	Stl	Min
		FG-FGA	FG-FGA		Off	Def	Tot							
00	Lee, Damion	* 4-8	3-5	2-4	0	2	2	3	13	1	1	0	0	36
03	Lewis, Trey	* 0-4	0-2	4-4	0	2	2	4	4	2	1	0	1	19
10	Johnson, Jaylen	* 3-8	0-0	2-2	3	4	7	3	8	0	0	1	0	21
32	Onuaku, Chinanu	* 6-9	0-0	0-2	2	12	14	1	12	0	3	1	1	32
45	Mitchell, Donovan	* 1-3	0-0	1-2	1	1	2	3	3	4	1	0	0	22
02	Snider, Quentin	7-11	4-6	3-5	0	0	0	2	21	2	1	0	2	32
05	Stockman, Matz	0-0	0-0	0-0	0	0	0	0	0	0	0	0	0	1
13	Spalding, Ray	6-8	0-0	0-0	2	0	2	3	12	1	1	0	1	19
14	Mahmoud, Anas	0-1	0-0	0-0	0	1	1	2	0	0	1	1	0	7
22	Adel, Deng	2-5	0-0	0-0	1	0	1	2	4	0	1	1	0	7
23	Levitich, David	0-0	0-0	0-0	0	1	1	0	0	0	0	0	0	4
Team					3	1	4			1				
Totals		29-57	7-13	12-19	12	24	36	23	77	10	11	4	5	200

FG % 1st Half: 14-31 45.2% 2nd half: 15-26 57.7% Game: 29-57 50.9% Deadball Rebounds 3
 3FG % 1st Half: 3-6 50.0% 2nd half: 4-7 57.1% Game: 7-13 53.8%
 FT % 1st Half: 3-4 75.0% 2nd half: 9-15 60.0% Game: 12-19 63.2%

NC State 72 • 10-5, 0-2

##	Player	Total		3-Ptr	Rebounds			PF	TP	A	TO	Blk	Stl	Min
		FG-FGA	FG-FGA		Off	Def	Tot							
00	Abu, Abdul-Malik	* 5-10	0-0	5-8	5	7	12	1	15	0	2	1	0	33
12	Barber, Anthony	* 7-22	1-7	5-5	0	3	3	2	20	4	1	0	1	39
14	Martin, Caleb	* 3-10	3-7	4-5	2	1	3	4	13	1	2	1	1	28
21	Any, BeeJay	* 1-2	0-0	0-4	5	2	7	3	2	1	0	1	0	22
24	Rowan, Maverick	* 5-13	4-8	3-3	1	1	2	4	17	1	0	0	0	32
01	Freeman, Lennard	0-1	0-0	2-4	3	3	6	3	2	0	1	1	0	24
15	Martin, Cody	1-3	0-0	1-2	2	2	4	0	3	2	3	1	0	22
Team					1	1	2			1				
Totals		22-61	8-22	20-31	19	20	39	17	72	9	10	5	2	200

FG % 1st Half: 8-30 26.7% 2nd half: 14-31 45.2% Game: 22-61 36.1% Deadball Rebounds 7
 3FG % 1st Half: 2-11 18.2% 2nd half: 6-11 54.5% Game: 8-22 36.4%
 FT % 1st Half: 11-18 61.1% 2nd half: 9-13 69.2% Game: 20-31 64.5%

Officials: Joe Lindsay, Michael Stephens, Doug Shows
 Technical fouls: Louisville-None. NC State-None.
 Attendance: 17762

Game #14 - Virginia Tech 73, NC State 68 (OT) Jan. 2, 2016 - Blacksburg, Va.

NC State 68 • 10-4, 0-1

##	Player	Total		3-Ptr	Rebounds			PF	TP	A	TO	Blk	Stl	Min
		FG-FGA	FG-FGA		Off	Def	Tot							
00	Abu, Abdul-Malik	f 3-7	0-0	2-4	1	7	8	3	8	2	0	0	0	25
14	Martin, Caleb	f 4-17	3-13	3-3	1	3	4	2	14	0	2	1	0	40-
21	Any, BeeJay	f 1-4	0-0	4-10	7	5	12	4	6	1	0	5	0	33
12	Barber, Anthony	g 7-21	2-6	5-6	0	7	7	2	21	2	3	0	0	45
24	Rowan, Maverick	g 1-8	0-4	4-5	0	1	1	1	6	0	1	0	0	24
01	Freeman, Lennard	2-4	0-0	2-3	3	3	6	5	6	2	1	1	0	31
15	Martin, Cody	3-4	0-0	1-2	3	1	4	2	7	0	1	1	1	27
Team					6	2	8			2				
Totals		21-65	5-23	21-33	21	29	50	19	68	7	10	8	1	225

FG % 1st Half: 11-30 36.7% 2nd half: 9-29 31.0% OT: 1-6 16.7% Game: 21-65 32.3% Deadball Rebound 8
 3FG % 1st Half: 4-12 33.3% 2nd half: 1-8 12.5% OT: 0-3 0.0% Game: 5-23 21.7%
 FT % 1st Half: 8-9 88.9% 2nd half: 8-12 66.7% OT: 5-12 41.7% Game: 21-33 63.6%

Virginia Tech 73 • 9-5, 1-0

##	Player	Total		3-Ptr	Rebounds			PF	TP	A	TO	Blk	Stl	Min
		FG-FGA	FG-FGA		Off	Def	Tot							
00	Shane Henry	f 0-3	0-0	0-4	0	4	4	2	0	0	0	2	0	17
32	Zach LeDay	f 2-6	0-1	5-6	5	7	12	4	9	1	0	3	1	41
04	Seth Allen	g 9-19	3-5	2-2	1	3	4	3	23	1	2	1	1	39
10	Justin Bibbs	g 0-5	0-3	2-2	0	2	2	2	2	0	0	0	0	30
23	Jalen Hudson	g 10-21	1-5	2-3	2	1	3	5	23	0	1	1	0	28
05	Justin Robinson	3-5	0-1	0-0	1	2	3	2	6	1	0	0	0	20
11	Devin Wilson	0-2	0-1	1-2	0	2	2	2	1	0	0	0	0	19
21	Satchel Pierce	0-0	0-0	0-0	0	0	0	1	0	0	0	0	0	2
22	Johnny Hamilton	0-0	0-0	0-0	0	1	1	0	0	0	0	0	0	5
24	Kerry Blackshear Jr.	3-8	1-2	2-3	5	3	8	3	9	0	1	0	0	24
Team					2	0	2							
Totals		27-69	5-18	14-22	16	25	41	24	73	3	4	7	2	225

FG % 1st Half: 10-32 31.3% 2nd half: 14-29 48.3% OT: 3-8 37.5% Game: 27-69 39.1% Deadball Rebound 5,2
 3FG % 1st Half: 1-10 10.0% 2nd half: 4-7 57.1% OT: 0-1 0.0% Game: 5-18 27.8%
 FT % 1st Half: 3-6 50.0% 2nd half: 5-7 71.4% OT: 6-9 66.7% Game: 14-22 63.6%

Officials: Mike Eades, Lamar Simpson, Bill McCarthy
 Technical fouls: NC State-None. Virginia Tech-None.
 Attendance: 4971

Score by periods	1st	2nd	OT	Total
NC State	34	27	7	68
Virginia Tech	24	37	12	73

Points	In	Off	2nd	Fast	Bench
ST	24	2	18	4	13
VT	36	15	20	10	16

Game #16 - Wake Forest 77, NC State 74 Jan. 10, 2016 - Winston-Salem, N.C.

NC State 74 • 10-6, 0-3

#	Player		Total		3-Ptr	Rebounds					PF	TP	A	TO	Blk	Stl	Min
			FG-FGA	FG-FGA		FT-FTA	Off	Def	Tot								
00	Abdul-Malik Abu	f	5-9	0-0	1-1	1	1	2	4	11	0	2	0	0	14		
01	Lennard Freeman	f	2-3	0-0	2-3	4	4	8	2	6	1	2	0	1	24		
12	Anthony Barber	g	10-22	4-8	2-4	0	3	3	4	26	7	2	0	1	40		
14	Caleb Martin	g	3-8	1-6	0-0	4	7	11	4	7	3	2	1	2	35		
24	Maverick Rowan	g	5-16	3-11	0-0	0	3	3	1	13	0	0	0	0	37		
15	Cody Martin		4-9	0-0	0-0	4	4	8	2	8	7	0	0	0	25		
21	BeeJay Anya		0-2	0-0	0-0	1	2	3	5	0	0	1	2	0	20		
22	Shaun Kirk		1-2	0-0	1-2	0	0	0	1	3	0	1	0	0	5		
	Team					0	2	2									
Totals			30-71	8-25	6-10	14	26	40	23	74	18	10	3	4	200		
FG % 1st Half: 10-34			29.4%	2nd half: 20-37	54.1%	Game: 30-71		42.3%		Deadball Rebounds: 2,2							
3FG % 1st Half: 3-11			27.3%	2nd half: 5-14	35.7%	Game: 8-25		32.0%									
FT % 1st Half: 2-5			40.0%	2nd half: 4-5	80.0%	Game: 6-10		60.0%									

Game #17 - NC State vs. Florida State
Jan. 13, 2016 - PNC Arena

Game #18 - NC State 76 at #5 North Carolina
Jan. 16, 2016 - Chapel Hill, N.C.

Game #19 - NC State at Pittsburgh
Jan. 19, 2016 - Pittsburgh, Pa.

Game #20 - NC State vs. #9 Duke
Jan. 23, 2016 - PNC Arena



2015-16 NC State Team Game-by-Game

Opponent	Date	Score		Total		3-Pointers		Free throws		Rebounds				pf	a	t/o	blk	stl	pts	avg
				fg-fga	pct	3fg-fga	pct	ft-fa	pct	off	def	tot	avg							
WILLIAM & MARY	11/13/15	68-85	L	27-71	.380	6-22	.273	8-14	.571	16	22	38	38.0	17	15	10	5	8	68	68.0
SOUTH ALABAMA	11/15/15	88-70	W	29-57	.509	6-16	.375	24-34	.706	10	37	47	42.5	23	14	14	5	4	88	78.0
IUPUI	11/18/15	79-56	W	25-61	.410	6-19	.316	23-39	.590	20	32	52	45.7	17	11	11	8	3	79	78.3
vs Arizona State	11/23/15	76-79	L	26-58	.448	5-16	.313	19-28	.679	10	25	35	43.0	22	14	8	3	3	76	77.8
vs LSU	11/24/15	83-72	Wot	27-68	.397	6-17	.353	23-29	.793	16	38	54	45.2	11	18	14	2	6	83	78.8
WINTHROP	11/27/15	87-79	W	29-62	.468	4-12	.333	25-34	.735	13	28	41	44.5	21	15	9	6	4	87	80.2
MICHIGAN	12/1/15	59-66	L	19-58	.328	4-17	.235	17-24	.708	13	23	36	43.3	17	8	7	3	6	59	77.1
BUCKNELL	12/5/15	99-86	W	31-57	.544	9-17	.529	28-35	.800	16	24	40	42.9	13	13	14	6	6	99	79.9
at USF	12/13/15	65-46	W	25-68	.368	3-21	.143	12-21	.571	22	29	51	43.8	14	13	9	6	6	65	78.2
HIGH POINT	12/16/15	76-73	W	28-65	.431	7-19	.368	13-22	.591	20	24	44	43.8	14	7	9	6	5	76	78.0
at Mizzou	12-19-15	73-59	W	22-54	.407	5-16	.313	24-30	.800	15	26	41	43.5	17	10	9	4	4	73	77.5
UNCG	12/22/15	58-52	W	21-52	.404	3-11	.273	13-26	.500	11	27	38	43.1	13	7	11	8	3	58	75.9
NORTHEASTERN	12/29/15	72-66	W	28-60	.467	7-14	.500	9-14	.643	13	26	39	42.8	16	8	11	4	8	72	75.6
at Virginia Tech	01/02/16	68-73	Lot	21-65	.323	5-23	.217	21-33	.636	21	29	50	43.3	19	7	10	8	1	68	75.1
LOUISVILLE	1/7/16	72-77	L	22-61	.361	8-22	.364	20-31	.645	19	20	39	43.0	17	9	10	5	2	72	74.9
at Wake Forest	01/10/16	74-77	L	30-71	.423	8-25	.320	6-10	.600	14	26	40	42.8	23	18	10	3	4	74	74.8
NC State		1197		410-988	.415	92-287	.321	285-424	.672	249	436	685	42.8	274	187	166	82	73	1197	74.8
Opponents		1116		403-979	.412	131-348	.376	179-270	.663	181	403	584	36.5	363	193	176	52	99	1116	69.8

Games played: 16

Points/game: 74.8

FG Pct: 41.5

3FG Pct: 32.1

FT Pct: 67.2

Rebounds/game: 42.8

Assists/game: 11.7

Turnovers/game: 10.4

Assist/turnover ratio: 1.1

Steals/game: 4.6

Blocks/game: 5.1

2015-16 Opponent Team Game-by-Game

Opponent	Date	Score		Total		3-Pointers		Free throws		Rebounds				pf	a	t/o	blk	stl	pts	avg
				fg-fga	pct	3fg-fga	pct	ft-fta	pct	off	def	tot	avg							
WILLIAM & MARY	11/13/15	68-85	L	31-60	.517	9-22	.409	14-19	.737	11	31	42	42.0	17	16	14	2	10	85	85.0
SOUTH ALABAMA	11/15/15	88-70	W	23-73	.315	9-26	.346	15-25	.600	18	24	42	42.0	24	9	10	2	5	70	77.5
IUPUI	11/18/15	79-56	W	20-60	.333	9-25	.360	7-11	.636	10	27	37	40.3	34	9	13	2	6	56	70.3
vs Arizona State	11/23/15	76-79	L	29-68	.426	6-23	.261	15-21	.714	18	29	47	42.0	27	10	12	0	5	79	72.5
vs LSU	11/24/15	83-72	Wot	28-77	.364	11-33	.333	5-10	.500	12	29	41	41.8	23	17	12	5	9	72	72.4
WINTHROP	11/27/15	87-79	W	24-61	.393	12-28	.429	19-23	.826	10	24	34	40.5	27	11	13	4	5	79	73.5
MICHIGAN	12/1/15	59-66	L	24-48	.500	7-20	.350	11-13	.846	2	30	32	39.3	20	15	11	2	3	66	72.4
BUCKNELL	12/5/15	99-86	W	32-62	.516	13-27	.481	9-15	.600	7	14	21	37.0	24	22	9	3	9	86	74.1
at USF	12/13/15	65-46	W	18-61	.295	2-12	.167	8-11	.727	16	25	41	37.4	19	6	14	6	5	46	71.0
HIGH POINT	12/16/15	76-73	W	26-60	.433	8-16	.500	13-14	.929	11	22	33	37.0	21	14	9	5	7	73	71.2
at Mizzou	12-19-15	73-59	W	22-51	.431	7-17	.412	8-19	.421	7	22	29	36.3	22	13	8	2	6	59	70.1
UNCG	12/22/15	58-52	W	21-60	.350	7-24	.292	3-7	.429	13	27	40	36.6	23	10	13	1	6	52	68.6
NORTHEASTERN	12/29/15	72-66	W	24-54	.444	11-24	.458	7-13	.538	6	22	28	35.9	18	13	13	4	10	66	68.4
at Virginia Tech	01/02/16	68-73	Lot	27-69	.391	5-18	.278	14-22	.636	16	25	41	36.3	24	3	4	7	2	73	68.7
LOUISVILLE	1/7/16	72-77	L	29-57	.509	7-13	.538	12-19	.632	12	24	36	36.3	23	10	11	4	5	77	69.3
at Wake Forest	01/10/16	74-77	L	25-58	.431	8-20	.400	19-28	.679	12	28	40	36.5	17	15	10	3	6	77	69.8
Opponents		1116		403-979	.412	131-348	.376	179-270	.663	181	403	584	36.5	363	193	176	52	99	1116	69.8
NC State		1197		410-988	.415	92-287	.321	285-424	.672	249	436	685	42.8	274	187	166	82	73	1197	74.8

Games played: 16

Points/game: 69.8

FG Pct: 41.2

3FG Pct: 37.6

FT Pct: 66.3

Rebounds/game: 36.5

Assists/game: 12.1

Turnovers/game: 11.0

Assist/turnover ratio: 1.1

Steals/game: 6.2

Blocks/game: 3.3



2015-16 NC State Team Game Highs

POINTS	99	BUCKNELL (12/5/15)
	88	SOUTH ALABAMA (11/15/15)
	87	WINTHROP (11/27/15)
	83	vs LSU (11/24/15)
	79	IUPUI (11/18/15)
FIELD GOALS MADE	31	BUCKNELL (12/5/15)
	30	at Wake Forest (01/10/16)
FIELD GOAL ATTEMPTS	71	at Wake Forest (01/10/16)
	71	WILLIAM & MARY (11/13/15)
FIELD GOAL PERCENTAGE	.544 (31-57)	BUCKNELL (12/5/15)
	.509 (29-57)	SOUTH ALABAMA (11/15/15)
3 PT FIELD GOALS MADE	9	BUCKNELL (12/5/15)
	8	at Wake Forest (01/10/16)
	8	LOUISVILLE (1/7/16)
3 PT FG ATTEMPTS	25	at Wake Forest (01/10/16)
	23	at Virginia Tech (01/02/16)
3 PT FG PERCENTAGE	.529 (9-17)	BUCKNELL (12/5/15)
	.500 (7-14)	NORTHEASTERN (12/29/15)
FREE THROWS MADE	28	BUCKNELL (12/5/15)
	25	WINTHROP (11/27/15)
FREE THROW ATTEMPTS	39	IUPUI (11/18/15)
	35	BUCKNELL (12/5/15)
FREE THROW PERCENTAGE	.800 (28-35)	BUCKNELL (12/5/15)
	.800 (24-30)	at Mizzou (12-19-15)
REBOUNDS	54	vs LSU (11/24/15)
	52	IUPUI (11/18/15)
ASSISTS	18	at Wake Forest (01/10/16)
	18	vs LSU (11/24/15)
STEALS	8	NORTHEASTERN (12/29/15)
	8	WILLIAM & MARY (11/13/15)
BLOCKED SHOTS	8	at Virginia Tech (01/02/16)
	8	UNCG (12/22/15)
	8	IUPUI (11/18/15)
TURNOVERS	14	BUCKNELL (12/5/15)
	14	vs LSU (11/24/15)
	14	SOUTH ALABAMA (11/15/15)
FOULS	23	at Wake Forest (01/10/16)
	23	SOUTH ALABAMA (11/15/15)

2015-16 Opponent Team Game Highs

POINTS	86	BUCKNELL (12/5/15)
	85	WILLIAM & MARY (11/13/15)
	79	WINTHROP (11/27/15)
	79	vs Arizona State (11/23/15)
	77	at Wake Forest (01/10/16)
	77	LOUISVILLE (1/7/16)
FIELD GOALS MADE	32	BUCKNELL (12/5/15)
	31	WILLIAM & MARY (11/13/15)
FIELD GOAL ATTEMPTS	77	vs LSU (11/24/15)
	73	SOUTH ALABAMA (11/15/15)
FIELD GOAL PERCENTAGE	.517 (31-60)	WILLIAM & MARY (11/13/15)
	.516 (32-62)	BUCKNELL (12/5/15)
3 PT FIELD GOALS MADE	13	BUCKNELL (12/5/15)
	12	WINTHROP (11/27/15)
3 PT FG ATTEMPTS	33	vs LSU (11/24/15)
	28	WINTHROP (11/27/15)
3 PT FG PERCENTAGE	.538 (7-13)	LOUISVILLE (1/7/16)
	.500 (8-16)	HIGH POINT (12/16/15)
FREE THROWS MADE	19	at Wake Forest (01/10/16)
	19	WINTHROP (11/27/15)
FREE THROW ATTEMPTS	28	at Wake Forest (01/10/16)
	25	SOUTH ALABAMA (11/15/15)
FREE THROW PERCENTAGE	.929 (13-14)	HIGH POINT (12/16/15)
	.846 (11-13)	MICHIGAN (12/1/15)
REBOUNDS	47	vs Arizona State (11/23/15)
	42	SOUTH ALABAMA (11/15/15)
	42	WILLIAM & MARY (11/13/15)
ASSISTS	22	BUCKNELL (12/5/15)
	17	vs LSU (11/24/15)
STEALS	10	NORTHEASTERN (12/29/15)
	10	WILLIAM & MARY (11/13/15)
BLOCKED SHOTS	7	at Virginia Tech (01/02/16)
	6	at USF (12/13/15)
TURNOVERS	14	at USF (12/13/15)
	14	WILLIAM & MARY (11/13/15)
FOULS	34	IUPUI (11/18/15)
	27	WINTHROP (11/27/15)
	27	vs Arizona State (11/23/15)

2015-16 NC State Player Game Highs

Points	37	Barber, Anthony vs Winthrop (11/27/15)
	33	Barber, Anthony at Mizzou (12-19-15)
	29	Barber, Anthony vs Northeastern (12/29/15)
	27	Barber, Anthony vs UNCG (12/22/15)
	27	Rowan, Maverick vs Bucknell (12/5/15)
Field Goals Made	11	Barber, Anthony vs Northeastern (12/29/15)
	10	Barber, Anthony at Wake Forest (01/10/16)
	10	Barber, Anthony vs UNCG (12/22/15)
	10	Barber, Anthony vs High Point (12/16/15)
Field Goal Att.	22	Barber, Anthony at Wake Forest (01/10/16)
	22	Barber, Anthony vs Louisville (1/7/16)
	22	Barber, Anthony vs High Point (12/16/15)
FG Pct (min 5 made)	.875 (7-8)	Any, BeeJay at USF (12/13/15)
	.700 (7-10)	Martin, Caleb vs South Alabama (11/15/15)
3-Point FG Made	5	Martin, Caleb vs Bucknell (12/5/15)
	5	Martin, Caleb vs William & Mary (11/13/15)
3-Point FG Att.	13	Martin, Caleb at Virginia Tech (01/02/16)
	11	Rowan, Maverick at Wake Forest (01/10/16)
3-Pt FG Pct (min 2 made)	.667 (4-6)	Martin, Caleb vs South Alabama (11/15/15)
	.667 (2-3)	Martin, Caleb vs Northeastern (12/29/15)
	.667 (2-3)	Rowan, Maverick at Mizzou (12-19-15)
Free Throws Made	19	Barber, Anthony vs Winthrop (11/27/15)
	13	Barber, Anthony at Mizzou (12-19-15)
Free Throw Att.	22	Barber, Anthony vs Winthrop (11/27/15)
	15	Barber, Anthony at Mizzou (12-19-15)
FT Pct (min 3 made)	1.000 (12-12)	Barber, Anthony vs LSU (11/24/15)
	1.000 (6-6)	Martin, Caleb vs Michigan (12/1/15)
	1.000 (5-5)	Barber, Anthony vs Louisville (1/7/16)
	1.000 (5-5)	Abu, Abdul-Malik at Mizzou (12-19-15)
	1.000 (4-4)	Martin, Cody vs Bucknell (12/5/15)
	1.000 (4-4)	Barber, Anthony vs Michigan (12/1/15)
	1.000 (4-4)	Martin, Caleb vs Winthrop (11/27/15)
	1.000 (3-3)	Rowan, Maverick vs Louisville (1/7/16)
	1.000 (3-3)	Martin, Caleb at Virginia Tech (01/02/16)
	1.000 (3-3)	Rowan, Maverick vs William & Mary (11/13/15)
Rebounds	14	Abu, Abdul-Malik at USF (12/13/15)
	13	Freeman, Lennard vs Bucknell (12/5/15)
	13	Freeman, Lennard vs South Alabama (11/15/15)
Assists	8	Barber, Anthony vs Winthrop (11/27/15)
	8	Barber, Anthony vs Arizona State (11/23/15)
	8	Barber, Anthony vs South Alabama (11/15/15)
Steals	4	Martin, Cody vs LSU (11/24/15)
	4	Martin, Caleb vs William & Mary (11/13/15)
Blocked Shots	5	Any, BeeJay at Virginia Tech (01/02/16)
	5	Any, BeeJay at USF (12/13/15)
	5	Any, BeeJay vs South Alabama (11/15/15)
Turnovers	5	Barber, Anthony vs South Alabama (11/15/15)
	4	Martin, Caleb vs LSU (11/24/15)
Fouls	5	Any, BeeJay at Wake Forest (01/10/16)
	5	Freeman, Lennard at Virginia Tech (01/02/16)
	5	Any, BeeJay vs Bucknell (12/5/15)
	5	Barber, Anthony vs Michigan (12/1/15)

2015-16 Opponent Player Game Highs

Points	38	Gavin, Jimmy vs Winthrop (11/27/15)
	29	Hass, Chris vs Bucknell (12/5/15)
	25	Thomas, Zach vs Bucknell (12/5/15)
	23	Seth Allen at Virginia Tech (01/02/16)
	23	Jalen Hudson at Virginia Tech (01/02/16)
Field Goals Made	10	Jalen Hudson at Virginia Tech (01/02/16)
	10	Hass, Chris vs Bucknell (12/5/15)
	10	Gavin, Jimmy vs Winthrop (11/27/15)
Field Goal Att.	21	Jalen Hudson at Virginia Tech (01/02/16)
	20	QUARTERMAN, Tim vs LSU (11/24/15)
FG Pct (min 5 made)	.750 (6-8)	Spalding, Ray vs Louisville (1/7/16)
	.750 (6-8)	Robinson, Duncan vs Michigan (12/1/15)
3-Point FG Made	7	Hass, Chris vs Bucknell (12/5/15)
	7	Gavin, Jimmy vs Winthrop (11/27/15)
3-Point FG Att.	14	Hass, Chris vs Bucknell (12/5/15)
	12	Gavin, Jimmy vs Winthrop (11/27/15)
3-Pt FG Pct (min 2 made)	1.000 (2-2)	Brown, John vs South Alabama (11/15/15)
	1.000 (2-2)	Burchfield, Connor vs William & Mary (11/13/15)
Free Throws Made	11	Gavin, Jimmy vs Winthrop (11/27/15)
	9	LeVert, Caris vs Michigan (12/1/15)
Free Throw Att.	12	Gavin, Jimmy vs Winthrop (11/27/15)
	11	Devin Thomas at Wake Forest (01/10/16)
FT Pct (min 3 made)	1.000 (4-4)	Bryant Crawford at Wake Forest (01/10/16)
	1.000 (4-4)	Lewis, Trey vs Louisville (1/7/16)
	1.000 (4-4)	Mcintyre, Haiishen vs High Point (12/16/15)
	1.000 (4-4)	Johnson, Keon vs Winthrop (11/27/15)
	1.000 (3-3)	Lindauer, Anthony vs High Point (12/16/15)
Rebounds	16	GOODMAN, Savon vs Arizona State (11/23/15)
	14	Onuaku, Chinanu vs Louisville (1/7/16)
	14	SIMMONS, Ben vs LSU (11/24/15)
Assists	10	SIMMONS, Ben vs LSU (11/24/15)
	7	LeVert, Caris vs Michigan (12/1/15)
Steals	5	Tarpey, Terry vs William & Mary (11/13/15)
	3	Devin Thomas at Wake Forest (01/10/16)
	3	Ford, Quincy vs Northeastern (12/29/15)
	3	Thomas, Zach vs Bucknell (12/5/15)
	3	Brown, Stephen vs Bucknell (12/5/15)
	3	SIMMONS, Ben vs LSU (11/24/15)
	3	SPIGHT, Andre vs Arizona State (11/23/15)
	3	O'Leary, Matt vs IUPUI (11/18/15)
Blocked Shots	4	Brown, John vs High Point (12/16/15)
	4	Okeke, Duby vs Winthrop (11/27/15)
Turnovers	5	Walker, David vs Northeastern (12/29/15)
	5	Okeke, Duby vs Winthrop (11/27/15)
Fouls	5	Jalen Hudson at Virginia Tech (01/02/16)
	5	Ford, Quincy vs Northeastern (12/29/15)
	5	Cooks, Xavier vs Winthrop (11/27/15)
	5	SIMMONS, Ben vs LSU (11/24/15)
	5	JUSTICE, Kodi vs Arizona State (11/23/15)
	5	Hall, Evan vs IUPUI (11/18/15)
	5	Barksdale, Marcellus vs IUPUI (11/18/15)





#0 Abdul-Malik Abu

F | 6-8 | 240 | So.

Boston, Mass. | Kimball Union Academy

* Has 8 career double-doubles

* No. 32 recruit by ESPN, 45 by Rivals in 2014 class

* Devout Muslim who observes Ramadan and prays multiple times daily

* Committed in Sept. 2013 after visiting mosque in Raleigh

2015-16 HIGHLIGHTS: Has 5 double-doubles in last 7 games ... Totaled 17 points, 6 rebounds and 4 assists in season opener vs. William & Mary (Nov. 13) ... Had double-double (15 pts, 12 rebs) in win over LSU (Nov. 24) ... Grabbed career-high 14 rebounds at USF (Dec. 13) ... Had double-double (13 pts, 11 rebs) at Missouri (Dec. 19) ... Posted double-double of 11 points, 11 rebounds vs. UNCG (Dec. 22) ... Scored 15 points with 12 rebounds vs. Louisville (Jan. 7).

2014-15 HIGHLIGHTS: A part-time starter, an explosive forward who improved as the season progressed ... Played 19.1 minutes per game and made 22 starts ... Averaged 6.4 points and 4.8 rebounds per game ... Ranked second on the team with 35 dunks ... Averaged 9.4 points per game in postseason ... Totaled 13 points and 12 rebounds in NCAA win over Villanova (March 21).

BEFORE STATE: No. 32 recruit nationally in ESPN 100, 45th by Rivals and the No. 11 power forward and four-star recruit by Scout.com ... Played first two seasons of prep basketball at Marblehead High School in Massachusetts ... Named 2014 NEPSAC Player of the Year and was a NEPSAC all-star pick ... Averaged 24.5 points and 10.5 rebounds during his final season ... Also played one season of varsity tennis and was girl's lacrosse manager for two years at Kimball ... Named 2013 EYBL MVP.

Opponent	FG	3FG	FT	O-D-Reb	PF	Pts	Ast	TO	Blk	Stl	Min
William & Mary (11/13)	* 8-16	0-0	1-2	3-3-6	3	17	4	1	0	1	30
South Alabama (11/15)	* 5-9	0-0	4-7	3-3-6	4	14	2	2	0	0	20
IUPUI (11/18)	* 4-9	0-0	6-11	3-6-9	1	14	1	2	2	0	31
vs. Arizona State (11/23)	* 5-10	0-0	0-0	2-1-3	4	10	2	1	1	0	24
vs. LSU (11/24)	* 6-14	0-0	3-6	3-9-12	1	15	1	1	0	0	29
Winthrop (11/27)	* 1-4	0-0	0-2	0-3-3	2	2	2	2	0	1	14
Michigan (12/1)	* 0-6	0-0	2-2	0-1-1	1	2	0	0	0	0	13
Bucknell (12/5)	* 3-5	0-0	5-7	2-7-9	1	11	0	2	0	1	24
at South Florida (12/13)	* 5-13	0-0	1-2	9-5-14	3	11	1	1	0	1	29
High Point (12/16)	* 5-8	0-0	3-4	5-4-9	2	13	0	3	2	1	23
at Missouri (12/19)	* 4-8	0-0	5-5	3-8-11	3	13	0	1	1	0	33
UNCG (12/22)	* 4-8	0-0	3-8	2-9-11	3	11	0	1	2	0	33
Northeastern (12/29)	* 4-13	0-0	2-2	7-5-12	2	10	0	0	0	1	23
at Virginia Tech (1/2)	* 3-7	0-0	2-4	1-7-8	3	8	2	0	0	0	25
Louisville (1/7)	* 5-10	0-0	5-8	5-7-12	1	15	0	2	1	0	33
at Wake Forest (1/10)	* 5-9	0-0	1-1	1-1-2	4	11	0	2	0	0	14
Florida State (1/13)											
at UNC (1/16)											
at Pittsburgh (1/19)											
Duke (1/23)											
Georgia Tech (1/27)											
Miami (1/30)											
at Florida St. (2/1)											
at Duke (2/6)											
Wake Forest (2/13)											
at Virginia (2/15)											
Clemson (2/20)											
UNC (2/24)											
at Syracuse (2/27)											
Boston Coll. (3/2)											
at Notre Dame (3/5)											

Career/Season Highs

Minutes

Career: 33 (3x), last vs. Louisville (1/7/16)
2015-16: Same

Points

Career: 19, at Miami (1/22/15)
2015-16: 17, vs. William & Mary (11/13/15)

Rebounds

Career: 14, at USF (12/13/15)
2015-16: Same

Assists

Career: 4, vs. William & Mary (11/13/15)
2015-16: Same

Field Goals Made

Career: 9, at Miami (1/22/15)
2015-16: 8, vs. William & Mary (11/13/15)

Field Goal Attempts

Career: 16, vs. William & Mary (11/13/15)
2015-16: Same

3-point Field Goals

Career: 1, vs. West Virginia (12/20/14)
2015-16: 0

3-point Attempts

Career: 1 (5x), last vs. Syracuse (3/7/15)
2015-16: 0

Free Throws Made

Career: 6, vs. IUPUI (11/18/15)
2015-16: Same

Free Throw Attempts

Career: 11, vs. IUPUI (11/18/15)
2015-16: Same

Steals

Career: 1 (9x), last vs. Northeastern (12/29/15)
2015-16: 1 (5x), last vs. Northeastern (12/29/15)

Blocks

Career: 2 (6x), last vs. UNCG (12/22/15)
2015-16: 2 (3x), last vs. UNCG (12/22/15)

NC State When Abu...

	Season	Career
Double-Figure Scoring	9-4	13-8
Double-Figure Rebounds	5-1	7-2
Double-Double	5-1	6-2
Leads NCSU in Points	0-0	0-0
Leads NCSU in Rebs	7-2	11-5
20+ Point Games	0-0	0-0
30+ Point Games	0-0	0-0

ABU CAREER STATS

Year	GP-GS	Min	Avg	FG-FGA	Pct	3FG-FGA	Pct	FT-FTA	Pct	Off-Def	Tot-Avg	PF-FO	A	TO	Blk	Stl	Pts	Avg
2014-15	36-22	686	19.1	87-186	.468	1-5	.200	54-96	.563	68-104	172-4.8	79-3	22	35	18	6	229	6.4
2015-16	16-16	398	24.9	67-149	.450	0-0	.000	43-71	.606	49-79	128-8.0	38-0	15	21	9	6	177	11.1
TOTALS	52-38	1084	20.8	154-335	.460	1-5	.200	97-167	.581	117-188	300-5.8	117-3	37	56	27	12	406	7.8



#1 Lennard Freeman

F | 6-9 | 250 | Jr.
Washington, D.C. | Oak Hill Academy (Va.)

- * Had 14-inch rod inserted into his shin during the spring
- * Led Wolfpack in rebounding last season
- * Pack is 11-0 when he grabs 10 rebounds or more
- * Pack was 11-1 when he played 24+ minutes last season

2015-16 HIGHLIGHTS: Team is 4-1 when he grabs 8+ rebounds ... Tied career high with 13 rebounds in win over South Alabama (Nov. 15) ... Had 9 points and team-best 10 rebounds vs. Winthrop (Nov. 27) ... Posted double-double of 10 points, 13 rebounds vs. Bucknell (Dec. 5) ... Scored 7 points in 27 minutes vs. NU (12/29/15).

2014-15 HIGHLIGHTS: Led team and ranked 21st in ACC with 5.6 rebounds per game ... Tied career high with 13 rebounds with nine points vs. Hofstra (Nov. 17) ... Had second career double-double with 10 points and 12 rebounds vs. Jacksonville (Nov. 20) ... Pulled in 11 rebounds vs. Wake Forest (Dec. 6) ... Totaled seven points and six rebounds at Florida State (Jan. 17) ... Was key figure in NCAA win, posting double-double of 11 points and 12 rebounds in victory over Villanova (March 21).

2013-14 HIGHLIGHTS: Averaged 4.0 points and 5.7 rebounds per game ... Stood second on team with 127 defensive rebounds ... Posted first career double-double with 10 points and 10 rebounds against Northwestern (Dec. 4) ... Recorded a career-high 13 rebounds against Long Beach St. (Dec. 7) ... Finished with a career-high 13 points on 5-of-6 shooting against Duke in ACC semifinal (March 15) ... Grabbed 9 rebounds in 36 minutes of action vs. Saint Louis in NCAA Second Round (March 20).

Opponent	FG	3FG	FT	O-D-Reb	PF	Pts	Ast	TO	Blk	Stl	Min
William & Mary (11/13)	* 0-0	0-0	1-3-4	1	0	1	0	0	0	0	13
South Alabama (11/15)	* 2-5	0-0	1-2	2-11-13	4	5	1	3	0	0	29
IUPUI (11/18)	* 3-3	0-0	1-3	3-3-6	2	7	0	2	1	0	22
vs. Arizona State (11/23)	* 1-3	0-0	1-2	3-2-5	3	3	2	0	0	0	29
vs. LSU (11/24)	* 1-2	0-0	2-2	3-1-4	3	4	1	2	0	0	19
Winthrop (11/27)	* 4-7	0-0	1-4	3-7-10	2	9	1	0	0	0	31
Michigan (12/1)	* 0-3	0-0	0-0	4-2-6	1	0	1	0	0	1	20
Bucknell (12/5)	3-6	0-0	4-6	5-8-13	0	10	2	2	0	2	29
at South Florida (12/13)	2-3	0-0	1-2	5-3-8	1	5	1	0	0	1	25
High Point (12/16)	2-3	0-0	0-0	2-3-5	4	4	0	1	0	0	12
at Missouri (12/19)	0-1	0-0	1-2	2-4-6	2	1	0	0	0	1	24
UNCG (12/22)	1-2	0-0	1-2	2-2-4	1	3	0	1	1	0	15
Northeastern (12/29)	3-4	0-0	1-2	1-3-4	1	7	0	2	0	3	27
at Virginia Tech (1/2)	2-4	0-0	2-3	3-3-6	5	6	2	1	1	0	31
Louisville (1/7)	0-1	0-0	2-4	3-3-6	3	2	0	1	1	0	24
at Wake Forest (1/10)	* 2-3	0-0	2-3	4-4-8	2	6	1	2	0	1	24
Florida State (1/13)											
at UNC (1/16)											
at Pittsburgh (1/19)											
Duke (1/23)											
Georgia Tech (1/27)											
Miami (1/30)											
at Florida St. (2/1)											
at Duke (2/6)											
Wake Forest (2/13)											
at Virginia (2/15)											
Clemson (2/20)											
UNC (2/24)											
at Syracuse (2/27)											
Boston Coll. (3/2)											
at Notre Dame (3/5)											

Career/Season Highs

Minutes
Career: 37, vs. Long Beach St. (12/7/13)
2015-16: 31 (2x), last at Virginia Tech (1/2/16)
Points
Career: 13, vs. Duke (3/14/14)
2015-16: 10, vs. Bucknell (12/5/15)
Rebounds
Career: 13 (4x), last vs. Bucknell (12/5/15)
2015-16: 13 (2x), last vs. Bucknell (12/5/15)
Assists
Career: 2 (12x), last at Virginia Tech (1/2/16)
2015-16: 2 (3x), last at Virginia Tech (1/2/16)
Field Goals Made
Career: 5 (3x), last vs. Villanova (3/21/15)
2015-16: 4, vs. Winthrop (11/27/15)
Field Goal Attempts
Career: 10, vs. Jacksonville (11/20/14)
2015-16: 7, vs. Winthrop (11/27/15)
3-point Field Goals Made
Career: 0
2015-16: 0
3-point Attempts
Career: 0
2015-16: 0
Free Throws Made
Career: 4 (3x), last vs. Bucknell (12/5/15)
2015-16: 4, vs. Bucknell (12/5/15)
Free Throw Attempts
Career: 8, vs. Wake Forest (12/6/14)
2015-16: 6, vs. Bucknell (12/5/15)
Steals
Career: 3, vs. Northeastern (12/29/15)
2015-16: Same
Blocks
Career: 2 (2x), last vs. Villanova (3/21/15)
2015-16: 1 (4x), last vs. Louisville (1/7/16)

NC State When Freeman...

	Season	Career
Double-Figure Scoring	1-0	5-1
Double-Figure Rebounds	3-0	11-0
Double-Double	1-0	4-0
Leads NCSU in Points	0-0	0-0
Leads NCSU in Rebs	3-0	17-3
15+ Point Games	0-0	0-0
8+ Rebound Games	4-1	20-4

FREEMAN CAREER STATS

Year	GP-GS	Min	Avg	FG-FGA	Pct	3FG-FGA	Pct	FT-FTA	Pct	Off-Def	Tot-Avg	PF-FO	A	TO	Blk	Stl	Pts	Avg
2013-14	35-11	811	23.2	55-107	.514	0-0	.000	31-69	.449	72-127	199-5.7	61-1	21	17	9	16	141	4.0
2014-15	35-21	681	19.5	51-114	.447	0-0	.000	24-48	.500	70-127	197-5.6	63-1	19	23	7	9	126	3.6
2015-16	16-8	374	23.4	26-50	.520	0-0	.000	20-37	.541	46-62	108-6.8	35-1	13	17	4	9	72	4.5
Totals	86-40	1866	21.7	132-271	.487	0-0	.000	75-154	.487	188-316	504-5.9	159-3	53	57	20	34	339	3.9



#3 Terry Henderson

G | 6-5 | 195 | R-Jr.

Raleigh, N.C. | Neuse Christian (West Va.)

- * Injured his ankle after 7 minutes of play in season opener
- * Averaged 9.8 ppg in 2 seasons at West Virginia
- * Shot .387 (89-230) from 3-pt range at WVU
- * Explosive athlete, with 42-inch approach vertical leap
- * Was an AAU teammate of TJ Warren for Garner Road team

* Expected to miss another month with torn ligaments in right ankle

Before State: Played two seasons at West Virginia, appearing in 58 games and starting 28 times ... Averaged 9.8 points and 2.7 rebounds while playing 23.4 minutes per game ... Made 89 treys in two seasons and shot .816 at the free throw line.

2013-14 - Sophomore Season: Played in 28 games, starting 17 contests ... Averaged 11.7 points and 2.9 rebounds per game ... Scored in double figures 18 times.

2012-13 - Freshman Season: Played in 30 games, starting 11 times ... Averaged 8.0 points and 2.4 rebounds per game ... Ranked second on the team with 42 made 3-pointers.

Opponent	FG	3FG	FT	O-D-Reb	PF	Pts	Ast	TO	Blk	Stl	Min
William & Mary (11/13) *	0-3	0-1	0-0	1-0-1	1	0	0	1	0	0	7
South Alabama (11/15)					--DNP--						
IUPUI (11/18)					--DNP--						
vs. Arizona State (11/23)					--DNP--						
vs. LSU (11/24)					--DNP--						
Winthrop (11/27)					--DNP--						
Michigan (12/1)					--DNP--						
Bucknell (12/5)					--DNP--						
at South Florida (12/13)					--DNP--						
High Point (12/16)					--DNP--						
at Missouri (12/19)					--DNP--						
UNCG (12/22)					--DNP--						
Northeastern (12/29)					--DNP--						
at Virginia Tech (1/2)					--DNP--						
Louisville (1/7)					--DNP--						
at Wake Forest (1/10)					--DNP--						
Florida State (1/13)											
at UNC (1/16)											
at Pittsburgh (1/19)											
Duke (1/23)											
Georgia Tech (1/27)											
Miami (1/30)											
at Florida St. (2/1)											
at Duke (2/6)											
Wake Forest (2/13)											
at Virginia (2/15)											
Clemson (2/20)											
UNC (2/24)											
at Syracuse (2/27)											
Boston Coll. (3/2)											
at Notre Dame (3/5)											

Career/Season Highs

Minutes

Career: 44, vs. Oklahoma (2/5/14)
2015-16: 7, vs. William & Mary (11/13/15)

Points

Career: 28, vs. Texas Tech (1/6/14)
2015-16: 0

Rebounds

Career: 7 (2x), last vs. TCU (1/4/14)
2015-16: 1, vs. William & Mary (11/13/15)

Assists

Career: 4 (2x), last at Oklahoma State (1/25/14)
2015-16: 0

Field Goals Made

Career: 10, vs. Texas Tech (1/6/14)
2015-16: 0

Field Goal Attempts

Career: 17, vs. Texas (1/13/14)
2015-16: 3, vs. William & Mary (11/13/15)

3-point Field Goals Made

Career: 6 (2x), last at Kansas (3/2/13)
2015-16: 0

3-point Attempts

Career: 11, vs. Oklahoma (1/5/13)
2015-16: 1, vs. William & Mary (11/13/15)

Free Throws Made

Career: 6 (3x), last at Oklahoma State (1/25/14)
2015-16: 0

Free Throw Attempts

Career: 8, at Oklahoma State (1/25/14)
2015-16: 0

Steals

Career: 3 (2x), last vs. William & Mary (12/29/13)
2015-16: 0

Blocks

Career: 3, vs. Oklahoma State (1/11/14)
2015-16: 0

NC State When Henderson...

	Season	Career
Double-Figure Scoring	0-0	0-0
Double-Figure Rebounds	0-0	0-0
Double-Double	0-0	0-0
Leads NCSU in Points	0-0	0-0
Leads NCSU in Rebs	0-0	0-0
20+ Point Games	0-0	0-0
30+ Point Games	0-0	0-0

HENDERSON CAREER STATS

Year	GP-GS	Min	Avg	FG-FGA	Pct	3FG-FGA	Pct	FT-FTA	Pct	Off-Def	Tot-Avg	PF-FO	A	TO	Blk	Stl	Pts	Avg
2012-13 (at WVU)	30-11	604	20.1	80-183	.437	42-105	.400	37-48	.771	34-39	73-2.4	33-0	25	27	6	17	239	8.0
2013-14 (at WVU)	28-17	756	27.0	112-255	.439	47-125	.376	56-66	.848	32-49	81-2.9	39-1	31	30	16	21	327	11.7
2015-16	1-1	7	7.0	0-3	.000	0-1	.000	0-0	.000	1-0	1-1.0	1-0	1	0	0	0	0	0.0
TOTALS	59-29	1367	23.2	192-441	.435	89-231	.386	93-114	.816	67-88	155-2.7	73-1	57	57	22	38	566	9.7



#12 Anthony 'Cat' Barber

G | 6-2 | 190 | Jr.

Newport News, Va. | Hampton

* ACC Player of the Week (Nov. 30, Dec. 21)

* Leading ACC in scoring, 3rd in assists

* Career-high 37 points vs. Winthrop

* 2015 2nd Team All-ACC Tournament

* 2013 McDonald's All-American

* Coach Gottfried calls him one of the best on-the-ball defenders he has coached

* NC State Career Rankings: Scoring (43rd), Assists (Tied for 15th)

2015-16 HIGHLIGHTS: Leading scorer in ACC, 4th in assists ... 2nd Team Preseason All-ACC ... Twice voted ACC Player of the Week (Nov. 30, Dec. 21) ... Legends Classic All-Tournament Team ... Shooting 84.2% at the foul line ... Had near triple-double (17 points, 12 rebounds, 8 assists) vs. South Alabama (Nov. 15) ... Scored 20 points, with 7 rebounds and 7 assists in win over LSU (Nov. 24) ... Scored 26 points and made buzzer-beating 3-pointer at buzzer vs. High Point (Dec. 16) ... Scored 33 points at Missouri (Dec. 19) ... Scored 27 of team's 58 points vs. UNCG (Dec. 22) ... Scored 29 vs. Northeastern (Dec. 29) ... Scored 26 points at Wake Forest (Jan. 10).

2014-15 HIGHLIGHTS: Played in 35 games, starting 33 ... Averaged 12.1 points and team-best 3.7 assists while shooting .380 from 3-point range ... In the last 14 games of the season, averaged 15.3 points, 4.0 assists and shot .431 from 3-point range ... Exploded for 28 points with 4 assists, 4 rebounds and 4 treys at Wake Forest (Feb. 3) ... Scored 21 points in win over Louisville, causing Rick Pitino to say he 'dominated the game' (Feb. 14) ... Poured in 34 points and made all 12 of his foul shots in win over Pittsburgh (March 11).

BEFORE STATE: One of top players in 2013 class, appearing on the rankings board published by ESPN (11), Scout.com (9) and Rivals.com (9) ... Totaled 11 points and 4 assists in the 2013 McDonald's All-American Game.

Opponent	FG	3FG	FT	O-D-Reb	PF	Pts	Ast	TO	Blk	Stl	Min
William & Mary (11/13)	* 4-16	0-3	3-4	3-2-5	2	11	6	1	0	1	40
South Alabama (11/15)	* 3-11	0-1	11-12	2-10-12	3	17	8	5	0	1	39
IUPUI (11/18)	* 5-16	0-1	9-11	0-4-4	3	19	3	2	1	0	37
vs. Arizona St. (11/23)	* 5-13	0-2	12-14	0-6-6	4	22	8	2	0	0	37
vs. LSU (11/24)	* 4-12	0-0	12-12	0-7-7	0	20	7	1	0	1	43
Winthrop (11/27)	* 9-19	0-0	19-22	1-3-4	2	37	8	3	0	0	39
Michigan (12/1)	* 6-13	0-1	4-4	1-2-3	5	16	4	1	0	0	36
Bucknell (12/5)	* 8-17	0-1	8-10	0-1-1	4	24	2	2	0	0	29
at South Florida (12/13)	* 6-20	1-5	6-8	2-5-7	0	19	6	3	0	1	40
High Point (12/16)	* 10-22	3-5	3-4	1-4-5	2	26	6	0	0	0	40
at Missouri (12/19)	* 9-15	2-4	13-15	1-6-7	2	33	4	3	0	0	39
UNCG (12/22)	* 10-18	2-5	5-7	0-2-2	1	27	2	1	0	2	40
Northeastern (12/29)	* 11-20	1-3	6-8	2-3-5	2	29	3	2	0	0	40
at Virginia Tech (1/2)	* 7-21	2-6	5-6	0-7-7	2	21	2	3	0	0	45
Louisville (1/7)	* 7-22	1-7	5-5	0-3-3	2	20	4	1	0	1	39
at Wake Forest (1/10)	* 10-22	4-8	2-4	0-3-3	4	26	7	2	0	1	40
Florida State (1/13)											
at UNC (1/16)											
at Pittsburgh (1/19)											
Duke (1/23)											
Georgia Tech (1/27)											
Miami (1/30)											
at Florida St. (2/1)											
at Duke (2/6)											
Wake Forest (2/13)											
at Virginia (2/15)											
Clemson (2/20)											
UNC (2/24)											
at Syracuse (2/27)											
Boston Coll. (3/2)											
at Notre Dame (3/5)											

BARBER CAREER STATS

Year	GP-GS	Min	Avg	FG-FGA	Pct	3FG-FGA	Pct	FT-FTA	Pct	Off-Def	Tot-Avg	PF-FO	A	TO	Blk	Stl	Pts	Avg
2013-14	36-18	871	24.2	108-269	.401	12-46	.261	78-112	.696	14-58	72-2.0	59-0	126	62	1	21	306	8.5
2014-15	35-33	1108	31.7	144-328	.439	27-71	.380	110-150	.733	30-86	116-3.3	68-0	130	73	0	28	425	12.1
2015-16	16-16	623	38.9	114-277	.412	16-52	.308	123-146	.842	13-68	81-5.1	38-1	80	32	1	8	367	22.9
TOTALS	87-67	2602	29.9	366-874	.419	55-169	.325	311-408	.762	57-212	269-3.1	165-1	336	167	2	57	1098	12.6

Career/Season Highs

Minutes

Career: 45 (2x), last at Virginia Tech (1/2/16)
2015-16: 45, at Virginia Tech (1/2/16)

Points

Career: 37, vs. Winthrop (11/27/15)
2015-16: Same

Rebounds

Career: 12, vs. South Alabama (11/15/15)
2015-16: Same

Assists

Career: 8 (5x), last vs. Winthrop (11/27/15)
2015-16: 8 (3x), last vs. Winthrop (11/27/15)

Field Goals Made

Career: 11, vs. Northeastern (12/29/15)
2015-16: Same

Field Goal Attempts

Career: 22 (3x), last at Wake Forest (1/10/16)
2015-16: Same

3-point Field Goals Made

Career: 4 (4x), last at Wake Forest (1/10/16)
2015-16: 4, at Wake Forest (1/10/16)

3-point Attempts

Career: 8 (2x), last at Wake Forest (1/10/16)
2015-16: 7, vs. Louisville (1/7/16)

Free Throws Made

Career: 19, vs. Winthrop (11/27/15)
2015-16: Same

Free Throw Attempts

Career: 22, vs. Winthrop (11/27/15)
2015-16: Same

Steals

Career: 3 (2x), last vs. Syracuse (3/7/15)
2015-16: 2, vs. UNCG (12/22/15)

Blocks

Career: 1 (2x), last vs. IUPUI (11/18/15)
2015-16: 1, vs. IUPUI (11/18/15)

NC State When Barber...

	Season	Career
Double-Figure Scoring	10-6	37-14
Double-Figure Rebounds	1-0	1-0
Double-Double	1-0	1-0
Leads NCSU in Points	8-4	15-7
Leads NCSU in Rebs	0-1	0-1
20+ Point Games	7-4	10-6
7+ Assists	3-2	6-3



#14 Caleb Martin

F | 6-7 | 215 | So.

Mocksville, N.C. | Oak Hill Academy [Va.]

- * No. 62 recruit by ESPN, No. 60 by Rivals, No. 46 by Scout
- * Gained 15 pounds of muscle in offseason
- * Changed mechanics of his jumper in offseason, shooting more centered and to right of his face
- * Had surgery on foot in June 2014
- * Just 1 minute younger than twin brother Cody

2014-15 HIGHLIGHTS: Has made team-best 39 shots from 3-point range ... Scored 21 points and made 5 treys in season opener vs. William & Mary (Nov. 13) ... Scored 19 points on 7-for-10 shooting in win over South Alabama (Nov. 15) ... Scored 16 points with 9 rebounds in win over LSU (Nov. 24) ... Led Pack with 19 points and 7 rebounds vs. Michigan (Dec. 1) ... Scored 14 points and played 40 minutes at Virginia Tech (Jan. 2).

2014-15 HIGHLIGHTS: Voted ACC Freshman of the Week on Dec. 15 ... Averaged 4.8 points per game while playing 16.9 minutes ... Broke out for 15 points on 6-for-10 shooting vs. Jacksonville (Nov. 20) ... Made 1st career start and scored 17 points with 7 rebounds vs. CSU (Dec. 12) ... Scored 12 points in 32 minutes vs. Notre Dame (Jan. 25) ... Grabbed career-high 10 rebounds at Louisville (Feb. 14).

BEFORE STATE: No. 62 recruit nationally in ESPN 100, 60th by Rivals and the No. 46 recruit by Scout.com ... Led Oak Hill to 41-4 record and a runner-up finish in the Dick's Sporting Goods High School National Tournament ... Selected to all-tournament team at national tournament ... Won Oak Hill's individual 3-point shooting award.

Opponent	FG	3FG	FT	O-D-Reb	PF	Pts	Ast	TO	Blk	Stl	Min
William & Mary (11/13)	* 8-17	5-10	0-0	2-1-3	2	21	2	3	2	4	38
South Alabama (11/15)	* 7-10	4-6	1-1	0-6-6	2	19	0	2	0	0	37
IUPUI (11/18)	* 5-15	2-8	3-5	3-4-7	3	15	2	1	1	1	35
vs. Arizona St. (11/23)	* 4-11	3-7	1-2	0-2-2	4	12	2	2	0	2	36
vs. LSU (11/24)	* 6-18	4-10	0-0	0-9-9	2	16	3	4	1	1	37
Winthrop (11/27)	* 3-8	1-6	4-4	1-4-5	4	11	1	1	1	1	37
Michigan (12/1)	* 5-12	3-9	6-6	3-4-7	2	19	1	1	0	1	38
Bucknell (12/5)	* 7-12	5-9	2-2	0-0-0	2	21	4	2	1	1	34
at South Florida (12/13)	* 1-10	1-7	0-0	0-5-5	1	3	2	2	1	0	34
High Point (12/16)	* 2-6	0-4	0-3	2-2-4	2	4	0	1	0	0	33
at Missouri (12/19)	* 2-14	1-9	0-0	1-1-2	2	5	2	2	0	1	29
UNCG (12/22)	* 1-4	1-2	0-0	1-5-6	2	3	2	3	0	0	34
Northeastern (12/29)	* 3-8	2-3	0-2	0-7-7	4	8	0	1	1	0	27
at Virginia Tech (1/2)	* 4-17	3-13	3-3	1-3-4	2	14	0	2	1	0	40
Louisville (1/7)	* 3-10	3-7	4-5	2-1-3	4	13	1	2	1	1	28
at Wake Forest (1/10)	* 3-8	1-6	0-0	4-7-11	4	7	3	2	1	2	35
Florida State (1/13)											
at UNC (1/16)											
at Pittsburgh (1/19)											
Duke (1/23)											
Georgia Tech (1/27)											
Miami (1/30)											
at Florida St. (2/1)											
at Duke (2/6)											
Wake Forest (2/13)											
at Virginia (2/15)											
Clemson (2/20)											
UNC (2/24)											
at Syracuse (2/27)											
Boston Coll. (3/2)											
at Notre Dame (3/5)											

Career/Season Highs

Minutes

Career: 40, at Virginia Tech (1/2/16)
2015-16: Same

Points

Career: 21 (2x), last vs. Bucknell (12/5/15)
2015-16: Same

Rebounds

Career: 10, at Louisville (2/14/15)
2015-16: 9, vs. LSU (11/24/15)

Assists

Career: 4, vs. Bucknell (12/5/15)
2015-16: Same

Field Goals Made

Career: 8, vs. William & Mary (11/13/15)
2015-16: Same

Field Goal Attempts

Career: 18, vs. LSU (11/24/15)
2015-16: Same

3-point Field Goals

Career: 5 (2x), last vs. Bucknell (12/5/15)
2015-16: Same

3-point Attempts

Career: 13, at Virginia Tech (1/2/16)
2015-16: Same

Free Throws Made

Career: 6, vs. Michigan (12/1/15)
2015-16: Same

Free Throw Attempts

Career: 6 (2x), last vs. Michigan (12/1/15)
2015-16: 6, vs. Michigan (12/1/15)

Steals

Career: 4, vs. William & Mary (11/13/15)
2015-16: Same

Blocks

Career: 2 (3x), last vs. William & Mary (11/13/15)
2015-16: 2, vs. William & Mary (11/13/15)

NC State When Caleb Martin...

	Season	Career
Double-Figure Scoring	5-5	7-6
Double-Figure Rebounds	0-0	1-0
Double-Double	0-0	0-0
Leads NCSU in Points	1-2	3-2
Leads NCSU in Rebs	0-1	2-4
20+ Point Games	1-1	1-1
Makes 4+ 3FGs	3-1	4-1

CALEB MARTIN CAREER STATS

Year	GP-GS	Min	Avg	FG-FGA	Pct	3FG-FGA	Pct	FT-FTA	Pct	Off-Def	Tot-Avg	PF-FO	A	TO	Blk	Stl	Pts	Avg
2014-15	36-1	598	16.6	53-149	.356	25-82	.305	41-59	.695	26-77	103-2.9	40-1	26	24	12	11	172	4.8
2015-16	16-16	552	34.5	64-180	.356	39-116	.336	24-33	.727	20-61	81-5.1	42-0	25	31	11	15	191	11.9
TOTALS	52-17	1150	22.1	117-329	.356	64-198	.323	65-92	.707	46-138	184-3.5	82-1	51	55	23	26	363	7.0



#15 Cody Martin

F | 6-7 | 210 | So.

Mocksville, N.C. | Oak Hill Academy [Va.]

- * Being used as undersized '4' and backup point guard
- * Packed on 10 pounds of muscle in the offseason
- * Boasts 40-inch approach vertical leap
- * Is 1 minute older than twin brother Caleb

2015-16 HIGHLIGHTS: Playing 22.7 minutes per game ... Averaged 12.0 points and 7.5 rebounds while being ill in 2 games in Brooklyn ... Shooting .714 at foul line after .529 last year ... Posted career highs of 14 points and 10 rebounds in win over LSU (Nov. 24) ... Shook off ankle injury to play 21 key minutes at Missouri (Dec. 19) ... Totaled 8 points, 8 rebounds, 7 assists at Wake Forest (Jan. 10).

2014-15 HIGHLIGHTS: Appeared in 18 games, playing 11.1 minutes per contest ... Scored 4 points in 8 minutes during NC State debut vs. Jackson State (Nov. 14) ... Scored 6 points and passed 5 assists vs. Duke (Jan. 11) ... Totaled 10 points, 6 rebounds and 4 assists vs. Notre Dame (Jan. 25).

BEFORE STATE: No. 91 recruit nationally in ESPN 100 and 81st by Rivals ... Played one season at Oak Hill Academy for coach Steve Smith after three seasons at Davie County High School in North Carolina ... Led Oak Hill to 41-4 record and a runner-up finish in the Dick's Sporting Goods High School National Tournament ... Picked as 2014 Team MVP for Oak Hill.

Opponent	FG	3FG	FT	O-D-Reb	PF	Pts	Ast	TO	Blk	Stl	Min
William & Mary (11/13)	0-3	0-0	0-0	2-3-5	2	0	2	2	1	0	16
South Alabama (11/15)	3-5	0-1	2-2	1-1-2	1	8	0	0	0	1	19
IUPUI (11/18)	1-1	0-0	2-3	2-2-4	1	4	4	1	0	0	16
vs. Arizona St. (11/23)	4-6	0-1	2-3	1-4-5	3	10	0	1	0	1	19
vs. LSU (11/24)	6-10	0-0	2-3	6-4-10	2	14	4	2	1	4	37
Winthrop (11/27)	3-8	0-0	1-2	2-3-5	2	7	2	0	1	1	26
Michigan (12/1)	3-7	0-0	2-4	0-2-2	1	8	1	0	0	1	28
Bucknell (12/5)	1-3	0-0	4-4	4-4-8	1	6	4	2	2	0	28
at South Florida (12/13)	2-2	0-0	0-2	0-3-3	2	4	0	1	0	2	15
High Point (12/16)	1-3	0-0	3-4	2-1-3	1	5	0	0	0	2	25
at Missouri (12/19)	2-5	0-0	2-2	2-0-2	2	6	1	0	2	2	21
UNCG (12/22)	0-3	0-0	2-6	2-2-4	0	2	1	2	1	1	17
Northeastern (12/29)	0-1	0-0	0-0	0-3-3	3	0	3	1	1	1	22
at Virginia Tech (1/2)	3-4	0-0	1-2	3-1-4	2	7	0	1	1	1	27
Louisville (1/7)	1-3	0-0	1-2	2-2-4	0	3	2	3	1	0	22
at Wake Forest (1/10)	4-9	0-0	0-0	4-4-8	2	8	7	0	0	0	25
Florida State (1/13)											
at UNC (1/16)											
at Pittsburgh (1/19)											
Duke (1/23)											
Georgia Tech (1/27)											
Miami (1/30)											
at Florida St. (2/1)											
at Duke (2/6)											
Wake Forest (2/13)											
at Virginia (2/15)											
Clemson (2/20)											
UNC (2/24)											
at Syracuse (2/27)											
Boston Coll. (3/2)											
at Notre Dame (3/5)											

Career/Season Highs

Minutes

Career: 37, vs. LSU (11/24/15)

2015-16: Same

Points

Career: 14, vs. LSU (11/24/15)

2015-16: Same

Rebounds

Career: 10, vs. LSU (11/24/15)

2015-16: Same

Assists

Career: 7, at Wake Forest (1/10/16)

2015-16: Same

Field Goals Made

Career: 6, vs. LSU (11/24/15)

2015-16: Same

Field Goal Attempts

Career: 10, vs. LSU (11/24/15)

2015-16: Same

3-point Field Goals

Career: 0

2015-16: 0

3-point Attempts

Career: 3, vs. Notre Dame (1/25/15)

2015-16: 1 (2x), last vs. Arizona State (11/23/15)

Free Throws Made

Career: 4, vs. Bucknell (12/5/15)

2015-16: Same

Free Throw Attempts

Career: 6, vs. UNCG (12/22/15)

2015-16: Same

Steals

Career: 4, vs. LSU (11/24/15)

2015-16: Same

Blocks

Career: 2 (2x), last at Missouri (12/19/15)

2015-16: Same

NC State When Cody Martin...

	Season	Career
Double-Figure Scoring	1-1	1-2
Double-Figure Rebounds	1-0	1-0
Double-Double	1-0	1-0
Leads NCSU in Points	0-0	0-0
Leads NCSU in Rebs	0-0	0-1
20+ Point Games	0-0	0-0
Plays 24+ Minutes	4-3	4-4

CODY MARTIN CAREER STATS

Year	GP-GS	Min	Avg	FG-FGA	Pct	3FG-FGA	Pct	FT-FTA	Pct	Off-Def	Tot-Avg	PF-FO	A	TO	Blk	Stl	Pts	Avg
2014-15	19-3	216	11.4	28-59	.475	0-7	.000	9-17	.529	17-21	38-2.0	36-2	23	18	6	9	65	3.4
2015-16	16-0	363	22.7	34-73	.466	0-2	.000	24-39	.615	33-39	72-4.5	25-0	31	16	11	17	92	5.8
TOTALS	35-3	579	16.5	62-132	.470	0-9	.000	33-56	.589	50-60	110-3.1	61-2	54	34	17	26	157	4.5



#21 BeeJay Anya

F | 6-9 | 285 | Jr.

Washington, D.C. | DeMatha Catholic

* 2015 ACC 6th Man of the Year (Media)

* ACC All-Defensive Team (Media & Coaches)

* Leading ACC in blocks per game

* Lost 70 pounds since enrolling at NC State

* 2nd in NC State history in career blocked shots

* Has 7-9 wingspan, 2nd longest ever recorded by

NBA Draft Express database

2015-16 HIGHLIGHTS: Shooting .620 from the floor with 12 dunks ... Current ACC leader in blocked shots ... Career ACC leader with 183 blocks ... Has blocked multiple shots in 13 games this season ... Blocked 5 shots vs. USA (Nov. 15) ... Blocked 4 shots vs. Winthrop (Nov. 27) ... Scored career-high 17 points and blocked 5 shots at USF (Dec. 13) ... Blocked 5 shots and grabbed a career-high 12 rebounds at Virginia Tech (Jan. 2).

2014-15 HIGHLIGHTS: ACC 6th Man of the Year and ACC All-Defensive Team ... Led ACC with 2.53 blocks per game ... Had 91 blocked shots, 2nd on NC State's single-season list ... Led team with 39 dunks ... Broke school record with 10 blocks and added 7 points and 8 rebounds vs. Jacksonville (Nov. 20) ... Blocked 5 shots vs. USF (Nov. 23) ... Blocked 5 shots in 11 minutes vs. Wake Forest (Dec. 6) ... Scored 14 points and blocked 4 shots vs. Duke (Jan. 11) ... Blocked 6 shots in win at North Carolina (Feb. 24) ... Made game-winning shot with 0.1 seconds left in NCAA tourney vs. LSU (March 19).

2013-14 Highlights: Played 11.8 minutes per game ... Stood 10th in ACC in blocked shots ... Shot .587 from the floor ... Third on the team with 13 dunks ... Played 24 minutes with 5 blocks at Tennessee (Dec. 18) ... Had 5 blocked shots in win over ECU (Dec. 21) ... Scored 10 points against North Carolina (Feb. 26).

Opponent	FG	3FG	FT	O-D-Reb	PF	Pts	Ast	TO	Blk	Stl	Min
William & Mary (11/13)	1-1	0-0	1-5	0-6-6	2	3	0	0	2	1	22
South Alabama (11/15)	3-4	0-0	2-6	1-4-5	5	8	3	2	5	1	25
IUPUI (11/18)	1-1	0-0	1-3	0-5-5	3	3	0	1	3	2	21
vs. Arizona St. (11/23)	2-4	0-0	1-2	4-2-6	3	5	0	1	2	0	20
vs. LSU (11/24)	1-1	0-0	2-4	1-2-3	2	4	0	0	0	0	21
Winthrop (11/27)	2-3	0-0	0-0	1-1-2	5	4	0	2	4	1	19
Michigan (12/1)	4-5	0-0	1-6	2-5-7	2	9	0	2	3	0	28
Bucknell (12/5)	* 0-0	0-0	0-0	2-0-2	5	0	0	2	3	0	21
at South Florida (12/13)	* 7-8	0-0	3-6	2-5-7	3	17	1	2	5	1	24
High Point (12/16)	* 2-4	0-0	1-3	2-5-7	2	5	1	1	4	1	30
at Missouri (12/19)	* 1-2	0-0	1-2	1-5-6	3	3	1	2	1	0	22
UNCG (12/22)	* 4-7	0-0	2-3	3-3-6	3	10	2	1	4	0	33
Northeastern (12/29)	* 1-2	0-0	0-0	2-3-5	1	2	0	2	2	2	23
at Virginia Tech (1/2)	* 1-4	0-0	4-10	7-5-12	4	6	1	0	5	0	33
Louisville (1/7)	* 1-2	0-0	0-4	5-2-7	3	2	1	0	1	0	22
at Wake Forest (1/10)	0-2	0-0	0-0	1-2-3	5	0	0	1	2	0	20

Florida State (1/13)

at UNC (1/16)

at Pittsburgh (1/19)

Duke (1/23)

Georgia Tech (1/27)

Miami (1/30)

at Florida St. (2/1)

at Duke (2/6)

Wake Forest (2/13)

at Virginia (2/15)

Clemson (2/20)

UNC (2/24)

at Syracuse (2/27)

Boston Coll. (3/2)

at Notre Dame (3/5)

Career/Season Highs

Minutes

Career: 36, vs. Wofford (12/14/14)

2015-16: 33 (2x), last at Virginia Tech (1/2/16)

Points

Career: 17, at USF (12/13/15)

2015-16: Same

Rebounds

Career: 12, at Virginia Tech (1/2/16)

2015-16: Same

Assists

Career: 3, vs. South Alabama (11/15/15)

2015-16: Same

Field Goals Made

Career: 7, at USF (12/13/15)

2015-16: Same

Field Goal Attempts

Career: 8 (2x), last at USF (12/13/15)

2015-16: 8, at USF (12/13/15)

3-point Field Goals Made

Career: 0

2015-16: 0

3-point Attempts

Career: 0

2015-16: 0

Free Throws Made

Career: 4 (2x), last at Virginia Tech (1/2/16)

2015-16: 4, at Virginia Tech (1/2/16)

Free Throw Attempts

Career: 10, at Virginia Tech (1/2/16)

2015-16: Same

Steals

Career: 2 (2x), last vs. Northeastern (12/29/15)

2015-16: Same

Blocks

Career: 10, vs. Jacksonville (11/20/14)

2015-16: 5 (3x), last at Virginia Tech (1/2/16)

NC State When Anya...

	Season	Career
Double-Figure Scoring	2-0	3-1
Double-Figure Rebounds	0-1	1-1
Double-Double	0-0	0-0
Leads NCSU in Points	0-0	0-0
Leads NCSU in Rebs	0-4	4-7
15+ Point Games	1-0	1-0
4+ Blocked Shots	5-1	15-4

ANYA CAREER STATS

Year	GP-GS	Min	Avg	FG-FGA	Pct	3FG-FGA	Pct	FT-FTA	Pct	Off-Def	Tot-Avg	PF-FO	A	TO	Blk	Stl	Pts	Avg
2013-14	33-0	388	11.8	27-46	.587	0-0	.000	15-31	.484	23-45	68-2.1	57-0	4	17	46	4	69	2.1
2014-15	36-11	698	19.4	64-105	.610	0-0	.000	34-61	.557	57-98	155-4.3	97-2	8	40	91	4	162	4.5
2015-16	16-8	384	24.0	31-50	.620	0-0	.000	19-54	.352	34-55	89-5.6	51-4	10	19	46	9	81	5.1
TOTALS	85-19	1470	17.3	122-201	.607	0-0	.000	68-146	.466	114-198	312-3.7	205-6	22	76	183	17	312	3.7



#22 Shaun Kirk

G/F | 6-8 | 195 | Fr.
Whiteville, N.C. | Whiteville

- * Raw, athletic wing from eastern North Carolina
- * Boasts 39-inch approach vertical leap
- * Signed with NC State in April after impressive AAU stretch
- * Active in his church in his hometown and was member of horticulture club in high school

BEFORE STATE: Four-year letterwinner at Whiteville High School for coach Jerry Singletary ... Voted district and county player of the year ... Elected to play in NCHSAA East-West All-Star Game in Greensboro ... Averaged 18.6 points, 5.0 rebounds and 2.1 steals as a senior, leading team to a 20-6 record ... Played AAU ball for Team Loaded and coach Dennis Smith, Sr. ... Averaged 13.5 points and shot 64.5 percent from the floor during the Adidas Uprising Gauntlet Series.

Opponent	FG	3FG	FT	O-D-Reb	PF	Pts	Ast	TO	Blk	Stl	Min
William & Mary (11/13)						--DNP--					
South Alabama (11/15)	0-1	0-1	0-0	0-0-0	0	0	0	0	0	0	2
IUPUI (11/18)	1-1	0-0	0-0	0-0-0	2	2	0	0	0	0	2
vs. Arizona St. (11/23)	0-0	0-0	0-0	0-0-0	0	0	0	0	0	0	0+
vs. LSU (11/24)						--DNP--					
Winthrop (11/27)						--DNP--					
Michigan (12/1)	0-1	0-1	0-0	0-0-0	2	0	0	1	0	1	2
Bucknell (12/5)						--DNP--					
at South Florida (12/13)	1-2	1-2	0-0	0-1-1	1	3	0	0	0	0	4
High Point (12/16)						--DNP--					
at Missouri (12/19)						--DNP--					
UNCG (12/22)						--DNP--					
Northeastern (12/29)						--DNP--					
at Virginia Tech (1/2)						--DNP--					
Louisville (1/7)						--DNP--					
at Wake Forest (1/10)	1-2	0-0	1-2	0-0-0	1	3	0	1	0	0	5
Florida State (1/13)											
at UNC (1/16)											
at Pittsburgh (1/19)											
Duke (1/23)											
Georgia Tech (1/27)											
Miami (1/30)											
at Florida St. (2/1)											
at Duke (2/6)											
Wake Forest (2/13)											
at Virginia (2/15)											
Clemson (2/20)											
UNC (2/24)											
at Syracuse (2/27)											
Boston Coll. (3/2)											
at Notre Dame (3/5)											

Career/Season Highs

Minutes

Career: 5, at Wake Forest (1/10/16)
2015-16: Same

Points

Career: 3 (2x), last at Wake Forest (1/10/16)
2015-16: Same

Rebounds

Career: 1, at USF (12/13/15)
2015-16: Same

Assists

Career: 0
2015-16: 0

Field Goals Made

Career: 1 (3x), last at Wake Forest (1/10/16)
2015-16: Same

Field Goal Attempts

Career: 2 (2x), last at Wake Forest (1/10/16)
2015-16: Same

3-point Field Goals Made

Career: 1, at USF (12/13/15)
2015-16: Same

3-point Attempts

Career: 2, at USF (12/13/15)
2015-16: Same

Free Throws Made

Career: 1, at Wake Forest (1/10/16)
2015-16: Same

Free Throw Attempts

Career: 2, at Wake Forest (1/10/16)
2015-16: Same

Steals

Career: 1, vs. Michigan (12/1/15)
2015-16: Same

Blocks


Career: 0
2015-16: 0

NC State When Kirk...

	Season	Career
Double-Figure Scoring	0-0	0-0
Double-Figure Rebounds	0-0	0-0
Double-Double	0-0	0-0
Leads NCSU in Points	0-0	0-0
Leads NCSU in Rebs	0-0	0-0
20+ Point Games	0-0	0-0
30+ Point Games	0-0	0-0

KIRK CAREER STATS

Year	GP-GS	Min	Avg	FG-FGA	Pct	3FG-FGA	Pct	FT-FTA	Pct	Off-Def	Tot-Avg	PF-FO	A	TO	Blk	Stl	Pts	Avg
2015-16	6-0	15	2.5	3-7	.429	1-4	.250	1-2	.500	0-1	1-0.2	6-0	0	2	0	1	8	1.3
Totals	6-0	15	2.5	3-7	.429	1-4	.250	1-2	.500	0-1	1-0.2	6-0	0	2	0	1	8	1.3



#24 Maverick Rowan

G/F | 6-7 | 215 | Fr.
Fort Lauderdale, Fla. | Elevate

- * No. 30 recruit in 2015 class by ESPN.com
- * Signed with NC State in August after reclassifying to the 2015 class
- * One of the nation's top prep long-range shooters
- * Won a state title in Pennsylvania and won one in Florida

2015-16 HIGHLIGHTS: Scored in double figures 12 times ... Notched 16 points on 6-for-15 shooting in his college debut ... Made first career start and scored 15 points in win over South Alabama (Nov. 15) ... Scored 7 of his 10 points in the overtime period in the win over LSU (Nov. 24) ... Scored season-high 17 points vs. Winthrop (Nov. 27) ... Scored 19 points (12 in the second half) in win over High Point (Dec. 16) ... Scored 17 points on 4-for-8 shooting from long range vs. Louisville (Jan. 7).

BEFORE STATE: One of the nation's most recruited wings in the 2016 class before reclassifying and becoming eligible in 2015 ... Ranked 30th in the 2015 class by ESPN.com and No. 39 in the 247Sports.com composite ranking ... Totaled 2,382 points during his three high school seasons ... Named Pennsylvania 1A Player of the Year as a sophomore in 2014 ... Voted Florida's 5A Player of the Year as a junior ... Averaged 28.5 points, 7.0 rebounds and 4.0 assists per game for Cardinal Gibbons, leading the team to a 32-1 record and state title ... Averaged 31.6 points per game during the Florida high school state tournament ... Scored 24.3 points per game as a high school junior in Pennsylvania and led his team to a state championship.

Opponent	FG	3FG	FT	O-D-Reb	PF	Pts	Ast	TO	Blk	Stl	Min
William & Mary (11/13)	6-15	1-8	3-3	1-2-3	4	16	0	2	0	1	34
South Alabama (11/15) *	5-10	2-6	3-4	0-1-1	4	15	0	0	0	1	26
IUPUI (11/18)	5-12	4-9	1-3	2-5-7	2	15	1	2	0	0	33
vs. Arizona St. (11/23) *	5-11	2-6	2-5	0-5-5	1	14	0	1	0	0	35
vs. LSU (11/24) *	3-11	2-7	2-2	2-2-4	1	10	2	1	0	0	39
Winthrop (11/27) *	7-13	3-6	0-0	2-3-5	4	17	1	1	0	0	34
Michigan (12/1) *	1-11	1-6	2-2	1-6-7	3	5	1	2	0	2	35
Bucknell (12/5) *	9-14	4-7	5-6	1-2-3	0	27	1	2	0	2	35
at South Florida (12/13) *	1-10	0-7	1-1	1-1-2	3	3	2	0	0	0	29
High Point (12/16) *	6-19	4-10	3-4	3-4-7	1	19	0	2	0	1	37
at Missouri (12/19) *	4-9	2-3	2-4	2-1-3	3	12	2	0	0	0	32
UNCG (12/22) *	1-10	0-4	0-0	0-4-4	3	2	0	2	0	0	28
Northeastern (12/29) *	6-12	4-8	0-0	0-2-2	3	16	2	3	0	1	38
at Virginia Tech (1/2) *	1-8	0-4	4-5	0-1-1	1	6	0	1	0	0	24
Louisville (1/7) *	5-13	4-8	3-3	1-1-2	4	17	1	0	0	0	32
at Wake Forest (1/10) *	5-16	3-11	0-0	0-3-3	1	13	0	0	0	0	37
Florida State (1/13)											
at UNC (1/16)											
at Pittsburgh (1/19)											
Duke (1/23)											
Georgia Tech (1/27)											
Miami (1/30)											
at Florida St. (2/1)											
at Duke (2/6)											
Wake Forest (2/13)											
at Virginia (2/15)											
Clemson (2/20)											
UNC (2/24)											
at Syracuse (2/27)											
Boston Coll. (3/2)											
at Notre Dame (3/5)											

Career/Season Highs

Minutes

Career: 39, vs. LSU (11/24/15)
2015-16: Same

Points

Career: 27, vs. Bucknell (12/5/15)
2015-16: Same

Rebounds

Career: 7 (3x), last vs. High Point (12/16/15)
2015-16: Same

Assists

Career: 2 (3x), last at Missouri (12/19/15)
2015-16: Same

Field Goals Made

Career: 9, vs. Bucknell (12/5/15)
2015-16: Same

Field Goal Attempts

Career: 19, vs. High Point (12/16/15)
2015-16: Same

3-point Field Goals Made

Career: 4 (4x), last vs. Louisville (1/7/16)
2015-16: Same

3-point Attempts

Career: 11, at Wake Forest (1/10/16)
2015-16: Same

Free Throws Made

Career: 5, vs. Bucknell (12/5/15)
2015-16: Same

Free Throw Attempts

Career: 6, vs. Bucknell (12/5/15)
2015-16: Same

Steals

Career: 2 (2x), last vs. Bucknell (12/5/15)
2015-16: Same

Blocks


Career: 0
2015-16: 0

NC State When Rowan...

	Season	Career
Double-Figure Scoring	8-4	8-4
Double-Figure Rebounds	0-0	0-0
Double-Double	0-0	0-0
Leads NCSU in Points	1-0	1-0
Leads NCSU in Rebs	0-1	0-1
20+ Point Games	1-0	1-0
4+ Made 3FG	4-1	4-1

ROWAN CAREER STATS

Year	GP-GS	Min	Avg	FG-FGA	Pct	3FG-FGA	Pct	FT-FTA	Pct	Off-Def	Tot-Avg	PF-FO	A	TO	Blk	Stl	Pts	Avg
2015-16	16-15	528	33.0	70-194	.361	36-110	.327	31-42	.738	16-43	59-3.7	38-0	13	19	0	8	207	12.9
Totals	16-15	528	33.0	70-194	.361	36-110	.327	31-42	.738	16-43	59-3.7	38-0	13	19	0	8	207	12.9



#25 Chase Cannon

G | 6-5 | 200 | Sr.

Morehead City, N.C. | The Miller School (Va.)

* Walk-on

* Best GPA on the team

* Graduated in May 2015, now enrolled
in MBA program

* ACC Academic Honor Roll

WOLFPACK CAREER: Has appeared in 23 career games, totaling 31 minutes ... ACC Academic Honor Roll.

BEFORE STATE: Played senior season for The Miller School (Va.) ... Posted 11.7 points, 4.2 rebounds and three made 3-pointers per game as a senior ... led his team to a 20-10 overall and a 3-3 conference mark in 2011-12 ... named first team all-conference as a senior and junior ... Class salutatorian ... Recipient of The Miller School Lou Farina Award ... Bob and Carol Mattocks scholar ... Park Scholarship Finalist ... AP Scholar with Distinction ... AP Scholar with Honors.

Opponent	FG	3FG	FT	O-D-Reb	PF	Pts	Ast	TO	Blk	Stl	Min
William & Mary (11/13)					--DNP--						
South Alabama (11/15)	0-1	0-1	0-0	0-0-0	0	0	0	0	0	0	1
IUPUI (11/18)											
vs. Arizona St. (11/23)					--DNP--						
vs. LSU (11/24)					--DNP--						
Winthrop (11/27)					--DNP--						
Michigan (12/1)					--DNP--						
Bucknell (12/5)					--DNP--						
at South Florida (12/13)					--DNP--						
High Point (12/16)					--DNP--						
at Missouri (12/19)					--DNP--						
UNCG (12/22)					--DNP--						
Northeastern (12/29)					--DNP--						
at Virginia Tech (1/2)					--DNP--						
Louisville (1/7)					--DNP--						
at Wake Forest (1/10)					--DNP--						
Florida State (1/13)											
at UNC (1/16)											
at Pittsburgh (1/19)											
Duke (1/23)											
Georgia Tech (1/27)											
Miami (1/30)											
at Florida St. (2/1)											
at Duke (2/6)											
Wake Forest (2/13)											
at Virginia (2/15)											
Clemson (2/20)											
UNC (2/24)											
at Syracuse (2/27)											
Boston Coll. (3/2)											
at Notre Dame (3/5)											

CANNON CAREER STATS

Year	GP-GS	Min	Avg	FG-FGA	Pct	3FG-FGA	Pct	FT-FTA	Pct	Off-Def	Tot-Avg	PF-FO	A	TO	Blk	Stl	Pts	Avg
2012-13	12-0	14	1.2	1-2	.500	1-1	1.000	0-0	.000	0-0	0-0	1-0	0	1	0	0	3	0.3
2013-14	5-0	6	1.2	0-3	.000	0-3	.000	0-0	.000	1-0	1-0.3	0-0	1	1	1	0	0	0.0
2014-15	5-0	10	2.0	2-5	.400	0-2	.000	0-2	.000	3-2	5-1.0	2-0	1	0	0	0	4	0.8
2015-16	2-0	2	1.0	0-4	.000	0-2	.000	0-0	.000	1-1	2-1.0	0-0	0	0	0	0	0	0.0
Total	24-0	32	1.3	3-14	.214	1-8	.125	0-2	.000	5-3	8-0.3	3-0	2	2	1	0	7	0.3

2015-16 NC State Non-ACC Statistics

RECORD:	OVERALL	HOME	AWAY	NEUTRAL
ALL GAMES	10-3	7-2	2-0	1-1
CONFERENCE	0-0	0-0	0-0	0-0
NON-CONFERENCE	10-3	7-2	2-0	1-1

#	Player	gp-gs	min	avg	Total		3-Point		F-Throw		Rebounds								a	to	blk	stl	pts	avg
					fg-fga	fg%	3fg-fga	3fg%	ft-fa	ft%	off	def	tot	avg	pf	dq								
12	Barber, Anthony	13-13	499	38.4	90-212	.425	9-31	.290	111-131	.847	13	55	68	5.2	30	1	67	26	1	6	300	23.1		
24	Rowan, Maverick	13-12	435	33.5	59-157	.376	29-87	.333	24-34	.706	15	38	53	4.1	32	0	12	18	0	8	171	13.2		
14	Martin, Caleb	13-13	449	34.5	54-145	.372	32-90	.356	17-25	.680	13	50	63	4.8	32	0	21	25	8	12	157	12.1		
00	Abu, Abdul-Malik	13-13	326	25.1	54-123	.439	0-0	.000	35-58	.603	42	64	106	8.2	30	0	13	17	8	6	143	11.0		
15	Martin, Cody	13-0	289	22.2	26-57	.456	0-2	.000	22-35	.629	24	32	56	4.3	21	0	22	12	9	16	74	5.7		
21	Anya, BeeJay	13-6	309	23.8	29-42	.690	0-0	.000	15-40	.375	21	46	67	5.2	39	3	8	18	38	9	73	5.6		
01	Freeman, Lennard	13-7	295	22.7	22-42	.524	0-0	.000	14-27	.519	36	52	88	6.8	25	0	10	13	2	8	58	4.5		
13	Corchiani Jr., Chris	2-0	2	1.0	1-1	1.000	0-0	.000	0-0	.000	0	0	0	0.0	0	0	0	0	0	0	2	1.0		
22	Kirk, Shaun	5-0	10	2.0	2-5	.400	1-4	.250	0-0	.000	0	1	1	0.2	5	0	0	1	0	1	5	1.0		
03	Henderson, Terry	1-1	7	7.0	0-3	.000	0-1	.000	0-0	.000	1	0	1	1.0	1	0	0	1	0	0	0	0.0		
04	Brickhouse, Chris	2-0	2	1.0	0-0	.000	0-0	.000	0-0	.000	0	0	0	0.0	0	0	0	0	0	0	0	0.0		
25	Cannon, Chase	2-0	2	1.0	0-4	.000	0-2	.000	0-0	.000	1	1	2	1.0	0	0	0	0	0	0	0	0.0		
Team											29	22	51				5							
Total.....		13	2625		337-791	.426	71-217	.327	238-350	.680	195	361	556	42.8	215	4	153	136	66	66	983	75.6		
Opponents.....		13	2625		322-795	.405	111-297	.374	134-201	.667	141	326	467	35.9	299	9	165	151	38	86	889	68.4		

TEAM STATISTICS

ST

OPP

SCORING	983	889
Points per game	75.6	68.4
Scoring margin	+7.2	-
FIELD GOALS-ATT	337-791	322-795
Field goal pct	.426	.405
3 POINT FG-ATT	71-217	111-297
3-point FG pct	.327	.374
3-pt FG made per game	5.5	8.5
FREE THROWS-ATT	238-350	134-201
Free throw pct	.680	.667
F-Throws made per game	18.3	10.3
REBOUNDS	556	467
Rebounds per game	42.8	35.9
Rebounding margin	+6.8	-
ASSISTS	153	165
Assists per game	11.8	12.7
TURNOVERS	136	151
Turnovers per game	10.5	11.6
Turnover margin	+1.2	-
Assist/turnover ratio	1.1	1.1
STEALS	66	86
Steals per game	5.1	6.6
BLOCKS	66	38
Blocks per game	5.1	2.9
ATTENDANCE	144228	21582
Home games-Avg/Game	9-16025	2-5516
Neutral site-Avg/Game	-	2-5275

Date

Opponent

Score

Att.

11/13/15	WILLIAM & MARY	L	68-85	16377
11/15/15	SOUTH ALABAMA	W	88-70	15076
11/18/15	IUPUI	W	79-56	14660
11/23/15	vs Arizona State	L	76-79	5775
11/24/15	vs LSU	Wot	83-72	4775
11/27/15	WINTHROP	W	87-79	15700
12/1/15	MICHIGAN	L	59-66	17645
12/5/15	BUCKNELL	W	99-86	16378
12/13/15	at USF	W	65-46	2945
12/16/15	HIGH POINT	W	76-73	15602
12-19-15	at Mizzou	W	73-59	8087
12/22/15	UNCG	W	58-52	15716
12/29/15	NORTHEASTERN	W	72-66	17074

* - Conference game

Score by Periods

	1st	2nd	OT	Totals
NC State	445	520	18	983
Opponents	412	470	7	889

2015-16 NC State ACC Only Statistics

RECORD:	OVERALL	HOME	AWAY	NEUTRAL
ALL GAMES	0-3	0-1	0-2	0-0
CONFERENCE	0-3	0-1	0-2	0-0
NON-CONFERENCE	0-0	0-0	0-0	0-0

#	Player	gp-gs	min	avg	Total		3-Point		F-Throw		Rebounds				pf	dq	a	to	blk	stl	pts	avg
					fg-fga	fg%	3fg-fga	3fg%	ft-fa	ft%	off	def	tot	avg								
12	Barber, Anthony	3-3	124	41.3	24-65	.369	7-21	.333	12-15	.800	0	13	13	4.3	8	0	13	6	0	2	67	22.3
24	Rowan, Maverick	3-3	93	31.0	11-37	.297	7-23	.304	7-8	.875	1	5	6	2.0	6	0	1	1	0	0	36	12.0
14	Martin, Caleb	3-3	103	34.3	10-35	.286	7-26	.269	7-8	.875	7	11	18	6.0	10	0	4	6	3	3	34	11.3
00	Abu, Abdul-Malik	3-3	72	24.0	13-26	.500	0-0	.000	8-13	.615	7	15	22	7.3	8	0	2	4	1	0	34	11.3
15	Martin, Cody	3-0	74	24.7	8-16	.500	0-0	.000	2-4	.500	9	7	16	5.3	4	0	9	4	2	1	18	6.0
01	Freeman, Lennard	3-1	79	26.3	4-8	.500	0-0	.000	6-10	.600	10	10	20	6.7	10	1	3	4	2	1	14	4.7
22	Kirk, Shaun	1-0	5	5.0	1-2	.500	0-0	.000	1-2	.500	0	0	0	0.0	1	0	0	1	0	0	3	3.0
21	Anyia, BeeJay	3-2	75	25.0	2-8	.250	0-0	.000	4-14	.286	13	9	22	7.3	12	1	2	1	8	0	8	2.7
Team											7	5	12					3				
Total.....		3	625		73-197	.371	21-70	.300	47-74	.635	54	75	129	43.0	59	2	34	30	16	7	214	71.3
Opponents.....		3	625		81-184	.440	20-51	.392	45-69	.652	40	77	117	39.0	64	1	28	25	14	13	227	75.7

TEAM STATISTICS	ST	OPP
SCORING	214	227
Points per game	71.3	75.7
Scoring margin	-4.3	-
FIELD GOALS-ATT	73-197	81-184
Field goal pct	.371	.440
3 POINT FG-ATT	21-70	20-51
3-point FG pct	.300	.392
3-pt FG made per game	7.0	6.7
FREE THROWS-ATT	47-74	45-69
Free throw pct	.635	.652
F-Throws made per game	15.7	15.0
REBOUNDS	129	117
Rebounds per game	43.0	39.0
Rebounding margin	+4.0	-
ASSISTS	34	28
Assists per game	11.3	9.3
TURNOVERS	30	25
Turnovers per game	10.0	8.3
Turnover margin	-1.7	-
Assist/turnover ratio	1.1	1.1
STEALS	7	13
Steals per game	2.3	4.3
BLOCKS	16	14
Blocks per game	5.3	4.7
ATTENDANCE	17762	16836
Home games-Avg/Game	1-17762	2-8418
Neutral site-Avg/Game	-	0-0

Date	Opponent		Score	Att.
* 01/02/16	at Virginia Tech	Lot	68-73	4971
* 1/7/16	LOUISVILLE	L	72-77	17762
* 01/10/16	at Wake Forest	L	74-77	11865

* = Conference game

Score by Periods	1st	2nd	OT	Totals
NC State	88	119	7	214
Opponents	85	130	12	227



2015-16 NC State Season Overall Statistics

RECORD:	OVERALL	HOME	AWAY	NEUTRAL
ALL GAMES	10-6	7-3	2-2	1-1
CONFERENCE	0-3	0-1	0-2	0-0
NON-CONFERENCE	10-3	7-2	2-0	1-1

##	Player	gp-gs	min	avg	Total		3-Point		F-Throw		Rebounds											
					fg-fga	fg%	3fg-fga	3fg%	ft-fa	ft%	off	def	tot	avg	pf	dq	a	to	blk	stl	pts	avg
12	Barber, Anthony	16-16	623	38.9	114-277	.412	16-52	.308	123-146	.842	13	68	81	5.1	38	1	80	32	1	8	367	22.9
24	Rowan, Maverick	16-15	528	33.0	70-194	.361	36-110	.327	31-42	.738	16	43	59	3.7	38	0	13	19	0	8	207	12.9
14	Martin, Caleb	16-16	552	34.5	64-180	.356	39-116	.336	24-33	.727	20	61	81	5.1	42	0	25	31	11	15	191	11.9
00	Abu, Abdul-Malik	16-16	398	24.9	67-149	.450	0-0	.000	43-71	.606	49	79	128	8.0	38	0	15	21	9	6	177	11.1
15	Martin, Cody	16-0	363	22.7	34-73	.466	0-2	.000	24-39	.615	33	39	72	4.5	25	0	31	16	11	17	92	5.8
21	Anyia, BeeJay	16-8	384	24.0	31-50	.620	0-0	.000	19-54	.352	34	55	89	5.6	51	4	10	19	46	9	81	5.1
01	Freeman, Lennard	16-8	374	23.4	26-50	.520	0-0	.000	20-37	.541	46	62	108	6.8	35	1	13	17	4	9	72	4.5
22	Kirk, Shaun	6-0	15	2.5	3-7	.429	1-4	.250	1-2	.500	0	1	1	0.2	6	0	0	2	0	1	8	1.3
13	Corchiani Jr., Chris	2-0	2	1.0	1-1	1.000	0-0	.000	0-0	.000	0	0	0	0.0	0	0	0	0	0	0	2	1.0
04	Brickhouse, Chris	2-0	2	1.0	0-0	.000	0-0	.000	0-0	.000	0	0	0	0.0	0	0	0	0	0	0	0	0.0
25	Cannon, Chase	2-0	2	1.0	0-4	.000	0-2	.000	0-0	.000	1	1	2	1.0	0	0	0	0	0	0	0	0.0
03	Henderson, Terry	1-1	7	7.0	0-3	.000	0-1	.000	0-0	.000	1	0	1	1.0	1	0	0	1	0	0	0	0.0
Team											36	27	63				8					
Total.....		16	3250		410-988	.415	92-287	.321	285-424	.672	249	436	685	42.8	274	6	187	166	82	73	1197	74.8
Opponents.....		16	3250		403-979	.412	131-348	.376	179-270	.663	181	403	584	36.5	363	10	193	176	52	99	1116	69.8

TEAM STATISTICS	ST	OPP	Date	Opponent	Score	Att.
SCORING	1197	1116	11/13/15	WILLIAM & MARY	L 68-85	16377
Points per game	74.8	69.8	11/15/15	SOUTH ALABAMA	W 88-70	15076
Scoring margin	+5.1	-	11/18/15	IUPUI	W 79-56	14660
FIELD GOALS-ATT	410-988	403-979	11/23/15	vs Arizona State	L 76-79	5775
Field goal pct	.415	.412	11/24/15	vs LSU	Wot 83-72	4775
3 POINT FG-ATT	92-287	131-348	11/27/15	WINTHROP	W 87-79	15700
3-point FG pct	.321	.376	12/1/15	MICHIGAN	L 59-66	17645
3-pt FG made per game	5.8	8.2	12/5/15	BUCKNELL	W 99-86	16378
FREE THROWS-ATT	285-424	179-270	12/13/15	at USF	W 65-46	2945
Free throw pct	.672	.663	12/16/15	HIGH POINT	W 76-73	15602
F-Throws made per game	17.8	11.2	12-19-15	at Mizzou	W 73-59	8087
REBOUNDS	685	584	12/22/15	UNCG	W 58-52	15716
Rebounds per game	42.8	36.5	12/29/15	NORTHEASTERN	W 72-66	17074
Rebounding margin	+6.3	-	* 01/02/16	at Virginia Tech	Lot 68-73	4971
ASSISTS	187	193	* 1/7/16	LOUISVILLE	L 72-77	17762
Assists per game	11.7	12.1	* 01/10/16	at Wake Forest	L 74-77	11865
TURNOVERS	166	176	* = Conference game			
Turnovers per game	10.4	11.0				
Turnover margin	+0.6	-				
Assist/turnover ratio	1.1	1.1				
STEALS	73	99				
Steals per game	4.6	6.2				
BLOCKS	82	52				
Blocks per game	5.1	3.3				
ATTENDANCE	161990	38418				
Home games-Avg/Game	10-16199	4-6967				
Neutral site-Avg/Game	-	2-5275				

Score by Periods	1st	2nd	OT	Totals
NC State	533	639	25	1197
Opponents	497	600	19	1116