



STATE BASKETBALL

17 Conference Championships • 3 Final Fours • 2 National Championships

2015-16 NC State Basketball Schedule

NOVEMBER

11/8/15	CAL STATE LOS ANGELES (Exh.)	W, 71-54
11/13/15	WILLIAM & MARY	L, 85-68
11/15/15	SOUTH ALABAMA !	W, 88-70
11/18/15	IUPUI !	W, 79-56
11/23/15	vs. Arizona State %	L, 79-76
11/24/15	vs. #22/17 LSU %	W, 83-72 (ot)
11/27/15	WINTHROP	W, 87-79

DECEMBER

12/1/15	MICHIGAN	L, 66-59
12/5/15	BUCKNELL	W, 99-86
12/13/15	at South Florida	W, 65-46
12/16/15	HIGH POINT	W, 76-73
12/19/15	at Missouri	SECN 6 p.m.
12/22/15	UNC-GREENSBORO	ESPN3 7 p.m.
12/29/15	NORTHEASTERN	RSN 7 p.m.

JANUARY

1/2/16	at Virginia Tech *	ACCN 2:30 p.m.
1/6/16	LOUISVILLE *	ESPN/2 7 p.m.
1/9/16	at Wake Forest *	ESPNU 8 p.m.
1/13/16	FLORIDA STATE *	ACCN 9 p.m.
1/16/16	at North Carolina *	ESPN/2 12 p.m.
1/20/16	at Pittsburgh *	ACCN 8 p.m.
1/23/16	DUKE *	CBS 2 p.m.
1/27/16	GEORGIA TECH *	ACCN 8 p.m.
1/30/16	MIAMI *	ACCN 3 p.m.

FEBRUARY

2/3/16	at Florida State *	ESPNU 9 p.m.
2/6/16	at Duke *	ESPN/2 2 or 7 p.m.
2/13/16	WAKE FOREST *	RSN 12 p.m.
2/15/16	at Virginia *	ESPN 7 p.m.
2/20/16	CLEMSON *	ACCN 3 p.m.
2/24/16	NORTH CAROLINA *	ACCN 8 p.m.
2/27/16	at Syracuse *	ACCN 2 p.m.

MARCH

3/2/16	BOSTON COLLEGE *	RSN 9 p.m.
3/5/16	at Notre Dame *	CBS 12 p.m.
March 8-12	ACC Championship	TBA
March 15-16	NCAA 1st Round	TBA
March 17-20	NCAA 2nd and 3rd Rounds	TBA
March 24-27	NCAA Regionals	TBA

APRIL

April 2-4	NCAA Final Four (Houston, Texas)	TBA
-----------	----------------------------------	-----

* ACC game ! Legends Classic

% Legends Classic (Barclays Center in Brooklyn, N.Y.)

2015-16 NC State Basketball



NC State (7-3)

vs.

Missouri (5-4)



Saturday, December 19, 2015 - 6 p.m. ET (5 CT)

Mizzou Arena - Columbia, Mo.

Radio: Wolfpack Sports Network (Gary Hahn, Tony Haynes)

TV: SEC Network (Andy Demetra, Jon Sundvold)

Twitter: @PackMensBball | @GoPackJRat | @Mark_Gottfried

Wolfpack Faces Road Test At Missouri

NC State takes a three-game win streak on the road this weekend when it plays at Missouri Saturday, Dec. 19 at 6 p.m. ET (5 CT). The Wolfpack has won five of its last six games, including a 76-63 win on Wednesday that featured a Cat Barber 3-pointer at the buzzer.

Opening Tip

	NC State	Missouri
2015-16 Record	7-3	5-4
Head Coach	Mark Gottfried	Kim Anderson
Career Record (Years)	377-210 (19th)	288-121 (14th)
Record at School (Years)	99-55 (5th)	14-27 (2nd)
Leading Scorer	Cat Barber (21.1)	Kevin Puryear (13.0)
Leading Rebounder	Lennard Freeman (7.4)	Namon Wright (5.0)
NCSU Series Record	2-2	
Last Meeting	#25 Missouri 68, NC State 64 (12/28/13 at PNC)	
Series Streak	Missouri 1	

Possible NC State Starters (based on last game)

	Ppg	Rpg	Apg	Other
#12 - G - 'Cat' Barber (Jr. - 6-2, 190)	21.1	5.4	5.8	.861 FT
* Preseason 2nd Team All-ACC; 2nd in nation in FTs made; 26 points, buzzer beater vs. High Point				
#24 - G - Maverick Rowan (Fr. - 6-7, 215)	14.1	4.4	0.8	23 3FG
* Reclassified to 2015 class and signed in August; scored career-high 27 points vs. Bucknell				
#14 - G - Caleb Martin (So. - 6-7, 215)	14.1	4.8	1.7	.368 3FG
* Gained 15 pounds of muscle in offseason; has made 28 of the team's 56 3-point baskets				
#0 - F - Abdul-Malik Abu (So. - 6-8, 240)	10.9	7.2	1.3	14 dunks
* Grabbed career-best 14 rebounds in win at USF; has 2 double-doubles this season				
#21 - F - BeeJay Anya (Jr. - 6-9, 285)	5.8	5.0	0.5	31 blocks
* Leads ACC in blocked shots; active career ACC leading with 169 blocks				

2015-16 NC STATE BASKETBALL ROSTER

No.	Name	Pos.	Ht./Wt.	Yr.	Hometown/High School (Last School)
0	Abdul-Malik Abu	F	6-8/240	So.	Boston, Mass./Kimball Union Academy [N.H.]
1	Lennard Freeman	F	6-9/250	Jr.	Washington, D.C./Oak Hill Academy [Va.]
2	Torin Dorn	G	6-6/205	So. *	Charlotte, N.C./Vance (Charlotte)
3	Terry Henderson	G	6-5/195	R-Jr.	Raleigh, N.C./Neuse Christian (West Virginia)
4	Chris Brickhouse	F	6-5/205	Jr.	Raleigh, N.C./Broughton
12	Anthony 'Cat' Barber	G	6-2/190	Jr.	Newport News, Va./Hampton
13	Chris Corchiani, Jr.	G	6-0/180	So.	Raleigh, N.C./Ravenscroft
14	Caleb Martin	G/F	6-7/215	So.	Mocksville, N.C./Oak Hill Academy [Va.]
15	Cody Martin	G/F	6-7/210	So.	Mocksville, N.C./Oak Hill Academy [Va.]
21	BeeJay Anya	F	6-9/285	Jr.	Washington, D.C./DeMatha Catholic
22	Shaun Kirk	G/F	6-8/195	Fr.	Whiteville, N.C./Whiteville
24	Maverick Rowan	G/F	6-7/215	Fr.	Fort Lauderdale, Fla./Elevate
25	Chase Cannon	G	6-5/200	Sr.	Morehead City, N.C./The Miller School [Va.]

* - Must sit out 2015-16 season due to NCAA transfer rules and will have 3 years of eligibility remaining.

Head Coach: Mark Gottfried (Alabama '87)

Associate Head Coach: Bobby Lutz (Charlotte '80)

Assistant Coaches: Orlando Early (Gardner-Webb '90), Rob Moxley (Pfeiffer '94)

Director of Operations: Jeff Dunlap (UCLA '86)

Video Coordinator: Patrick McDonald (Alabama '00)

Assistant AD for Strength and Conditioning: Bob Alejo (Chico State '82)

Athletic Trainer: Ryan Holleman (Western Carolina '07)

2015-16 Alphabetical Roster

0	Abdul-Malik Abu
21	BeeJay Anya
12	Anthony 'Cat' Barber
4	Chris Brickhouse
25	Chase Cannon
13	Chris Corchiani, Jr.
2	Torin Dorn
1	Lennard Freeman
3	Terry Henderson
22	Shaun Kirk
14	Caleb Martin
15	Cody Martin
24	Maverick Rowan

Pronunciation Guide

Abu	(Uh-BOO)
Anya	(ON-ya)
Corchiani	(CORE-chee-onni)
Lutz	(LOOTS)
Lennard	(Len-NARD)

THE STARTING 5 - The Top 5 Storylines For This Game**1. THE CENTURY 'MARK'**

Mark Gottfried has now won 99 games in his first 154 contests at NC State. A win Saturday at Missouri would make him **the second-fastest Wolfpack coach to 100 wins in school history**. The legendary Everett Case reached 100 wins at NC State in just 120 games. Jim Valvano reached the mark in 156 games, meaning one win in either of the next two games would tie Gottfried with Valvano for the school's second-fastest to 100 Wolfpack victories.

2. BIG SHOT BY BIG CAT

Cat Barber, known to his mother back in Virginia as Big Cat, **made a big shot in NC State's 76-73 win over High Point** on Wednesday night. With the game tied at 73, with 13.3 seconds remaining, NC State came out of a timeout and went to Barber. He drove left, briefly collided with teammate Caleb Martin, regained composure and created space against his defender. His fallaway 3-pointer from the left wing fell through the net as time expired and gave NC State a win over the Big South Conference's preseason favorite. The game-winning trey was his third of the game and was the No. 2 play on Thursday's ESPN Sportscenter.

3. DELAYED RETURN GAME

Saturday's contest in Columbia is the second half of a home-and-home series between the Wolfpack and the Tigers. Missouri, ranked 25th at the time, came to PNC Arena two years ago and edged the Pack 68-64. The two teams planned on playing last December but a date could not be found that was agreeable to both schools, which then delayed the Pack's return game to this season.

4. PACK'S POST PRODUCTION

NC State has been led by perimeter players Cat Barber, Caleb Martin and Maverick Rowan, but increased production from State's post players could be the key to the Pack's success. Lennard Freeman, BeeJay Anya and Abdul-Malik Abu have each had their best moments over the last three games. In the Bucknell win, Freeman recorded a double-double (10 points, 13 rebounds). Against South Florida, Abu had a double-double that featured a career-best 14 rebounds and dunked four times. He then totaled 13 points and nine rebounds against High Point. Anya had perhaps his finest outing as a Wolfpacker at USF, totaling a career-high 17 points on 7-for-8 shooting with seven rebounds and five blocks.

5. SUCCESS AGAINST HIS OLD LEAGUE

Mark Gottfried coached 341 games at SEC school Alabama, and he has found success against his old conference during his time at NC State. **The Wolfpack is 4-2 against SEC opponents** since 2011. Gottfried's NC State teams own a pair of wins over Tennessee and a pair of wins over LSU, including a win in last year's NCAA Tournament. His SEC losses while at NC State are the 2013 loss to Missouri and a neutral-court loss to Vanderbilt in 2011.





Mark Gottfried

19th Season Overall

5th Season at NC State

377-210 (99-55 at NC State)

- Has coached NC State to an NCAA Tournament berth in each of his 4 seasons in Raleigh, the Pack's first time going four times in a row since 2003-06.
- Defeated 4 current Hall of Fame coaches during the 2014-15 season, with wins over Duke's Mike Krzyzewski, Louisville's Rick Pitino, UNC's Roy Williams and Jim Boeheim of Syracuse.
- Is just 3rd coach in ACC history to take his first four teams to the NCAA Tournament. (Roy Williams, Skip Prosser)
- Won 92 games in 4 seasons at NC State, the most at NCSU over a four-year span since 1972-76.
- One of 4 all-time ACC coaches to lead his team to the ACC Tournament semifinal round in each of his first 3 seasons.

ment semifinal round in each of his first 3 seasons.

- Won more games in his first 2 seasons with the Pack (48) than any coach in school history except Everett Case (55) in 1947 and 1948.
- Posted 24 wins and .667% winning percentage in 2011-12, which was the best all-time in the ACC for first-year head coaches.
- Is one of 14 coaches to capture a win over a team ranked No. 1 at two different schools. (3/20/04 at Alabama and 1/12/13 at NC State).
- Only 7 active coaches have taken 3 different schools to multiple NCAA Tournament appearances
- Has signed 4 McDonald's All-Americans since coming to NC State.

11 Seasons at Alabama (210-132 overall)

- Coached Alabama to 8 postseason appearances, including 5 consecutive NCAA tourney trips (2002-06).
- Led Alabama to a No. 1 ranking during the 2002-03 season.
- Voted 2002 SEC Coach of the Year.
- His 2003-04 Alabama squad advanced to the NCAA Elite Eight, the longest tourney run in school history.

3 Seasons at Murray State (68-24 overall)

- Won an OVC title in each of his 3 seasons and was OVC Coach of the Year all 3 seasons.
- Led Murray State to 3 postseason appearances, including a pair of NCAA tourney berths.
- His 1997-98 team earned the highest NCAA seed in OVC history (#9 seed).

GOTTFRIED YEAR-BY-YEAR AS A HEAD COACH

Year	School	Record	Conf.	Finish	Postseason
1995-96	Murray State	19-10	12-4	1st	NIT 1st Rd.
1996-97	Murray State	20-10	12-6	1st	NCAA 1st Rd.
1997-98	Murray State	29-4	16-2	1st	NCAA 1st Rd.
1998-99	Alabama	17-15	7-11	5th-West	NIT 1st Rd.
1999-00	Alabama	13-16	6-10	4th-West	----
2000-01	Alabama	25-11	8-8	3rd-West	NIT Final Four
2001-02	Alabama	27-8	12-4	1st-West	NCAA 2nd Rd.
2002-03	Alabama	17-12	7-9	4th-West	NCAA 1st Rd.
2003-04	Alabama	20-13	8-8	2nd-West	NCAA Elite Eight
2004-05	Alabama	24-8	12-4	1st-West	NCAA 1st Rd.
2005-06	Alabama	18-13	10-6	2nd-West	NCAA 2nd Rd.
2006-07	Alabama	20-12	7-9	3rd-West	NIT 1st Rd.
2007-08	Alabama	17-16	5-11	5th-West	----
2008-09	Alabama	12-7	2-3	----	----
2011-12	NC State	24-13	9-7	T-4th	NCAA Sweet Sixteen
2012-13	NC State	24-11	11-7	T-4th	NCAA 2nd Rd.
2013-14	NC State	22-14	9-9	T-7th	NCAA 2nd Rd.
2014-15	NC State	22-14	10-8	T-6th	NCAA Sweet Sixteen
2015-16	NC State	7-3			
Murray State		68-24	40-12		
Alabama		210-131	84-83		
NC State		99-55	39-31		
Totals (19th season)		377-210	162-126		

COACHING RESUME

NC STATE

(2011-Present)

RECORD: 99-55 (39-31 ACC)

2015 Sweet Sixteen

2012 Sweet Sixteen

4 Seasons, 4 NCAA Tournaments

ALABAMA

(1999-2009)

RECORD: 210-131 (84-83 SEC)

2002 SEC Regular Season Champions

2004 SEC West Champions

2004 Elite Eight

MURRAY STATE

(1996-97-98)

RECORD: 68-24 (40-12 OVC)

1996-98 OVC Champions

1997-98 OVC Tournament Titles

UCLA (Assistant Coach)

(1988-95)

1992, 1995 Pac-10 Champions

1995 National Champion

POSTSEASON APPEARANCES AS A COACH

NC STATE

NCAA - 4

ALABAMA

NCAA - 5

NIT - 3

MURRAY STATE

NCAA - 2

NIT - 1

UCLA (assistant)

NCAA - 7

POSTSEASON HISTORY AS A PLAYER

ALABAMA

NCAA - 3 Sweet Sixteens

COACHING HONORS

2002 SEC Coach of the Year

1996, '97, '98 OVC Coach of the Year

EDUCATION

B.A. in Communications

Alabama '87

UMS-Wright Prep '82

PLAYING EXPERIENCE

ALABAMA

1984-87

ORAL ROBERTS

1983

HENDERSON EXPECTED TO MISS 6-8 WEEKS

Terry Henderson, a redshirt junior from Raleigh who was projected as a starter for NC State this season, is still out after tearing ligaments in his right ankle in the season opener on Nov. 13. He suffered the setback just seven minutes into his Wolfpack career after sitting out the 2014-15 season as a transfer. He averaged 11.7 points per game as a sophomore at West Virginia in 2013-14.

CALEB, MAVERICK FROM LONG RANGE

Caleb Martin, much improved after shooting .305 from 3-point range last year, is currently **third in the ACC in 3-pointers made per game (2.80)**. In the offseason, Martin tweaked his shooting form to keep the ball more to the right and has removed a hitch from his motion. Freshman Maverick Rowan has been the Pack's other long-range threat, **standing seventh in the ACC with 2.30 made treys per game**. Martin has made four 3-pointers in a game four times this season and Rowan has done it three times.

CAT TAKING AIM

In addition to the outside shooting of Caleb Martin and Maverick Rowan, Cat Barber has recently realized he needs to be a threat from the outside. In the last two games, **Barber is 4-for-10 from long range. He was 0-for-9 in the season's first eight games.**

BEEJAY PUTTING THE BALL IN THE BASKET

If BeeJay Anya can make three buckets per game this season, he could put himself in the NC State record book. Mostly finishing near the rim, the 6-9 **Anya is shooting .742 on the season**, which would shatter NCSU's single-season field goal percentage record (Kevin Thompson, .624). Anya is making 2.3 field goals per game and shot .610 from the floor last season.

A ROTATION BUILT FOR POSTSEASON - ALREADY

It's not uncommon for a team to tighten its rotation at the end of the season, as conference and national tournaments approach. NC State, however, has been forced to go with a condensed lineup, playing essentially a seven-player rotation. State's seven main players **have played 2,002 of the team's possible 2,025 minutes (98.86%)**.

CAT 1,000

Cat Barber, playing in his 82nd game as a Wolfpacker, **has 942 career points**. He is 58 points away from becoming the 49th player to score 1,000 points in an NC State uniform. Barber is averaging 11.6 points per game for his career.



#14 Caleb Martin



#15 Cody Martin

THE MARTINS

- The Martin twins, born Sept. 28, 1995
- From Mocksville, N.C.
- Both played senior HS year at Oak Hill Academy
- Cody is older by 1 minute

Caleb: 14.1 ppg, 4.8 rpg, .368 3FG **Cody:** 6.6 ppg, 4.7 rpg

- First pair of twins for NC State men's basketball since **Jim and Joe Mills played for the Pack in 1941-42**. The Mills brothers played one season at State before leaving to play professional baseball

4 STRAIGHT NCAA TOURNEYS

NC State is one of just 16 schools to play in the last 4 NCAA Tournaments. Here's the list in alpha order:

Cincinnati	Kansas	NC State (ACC)
Duke (ACC)	Louisville (ACC)	Ohio State
Gonzaga	Michigan State	San Diego State
Harvard	New Mexico State	VCU
Iowa State	North Carolina (ACC)	Wichita State
		Wisconsin

4 STRAIGHT NCAAS W/ 2 SWEET 16 RUNS

Duke (ACC)	Michigan State	Ohio State
Kansas	North Carolina (ACC)	Wichita State
Louisville (ACC)	NC State (ACC)	Wisconsin

BALLIN' AGAINST BUCKNELL

The Wolfpack reached rare heights on the offensive end of the floor in the 99-86 victory over Bucknell. The Wolfpack's 99-point output was the team's most under Gottfried and the highest point total in a game since the Pack beat ECU 100-66 in 2004. State also shot a season-high .544 from the floor.

ROLLIN' ON 20s

Maverick Rowan scored a career-high 27 points against Bucknell, with Cat Barber getting 24 and Caleb Martin adding 21. It was the **first time three Wolfpackers scored 20 points in the same game since Nov. 28, 1990** when Chris Corchiani (36 points), Rodney Monroe (25) and Bryant Feggins (23) did so in a 135-88 win over Charleston Southern.

PACK COACHES TO 100 WINS

Mark Gottfried is closing in on 100 wins as NCSU's head coach. Here is how fast some other coaches reached 100 wins at State:

Coach	Game of 100th Win
E. Case	120th game
M. Gottfried	99 wins in 154 games
J. Valvano	156th game
N. Sloan	170th game
H. Sendek	178th game

BEE-JAY AN-YA!

BeeJay Anya, the current ACC leader with 3.10 blocks per game, stands second on NC State's all-time career blocks list. He enters Wednesday with 168 career blocked shots, 38 short of the school record held by Thurl Bailey (1979-83). He swatted 91 shots last season, which was the second-highest total in NC State history. He is also **the ACC's active leader in blocked shots**, three ahead of Clemson's Landry Nnoko.

LENGTH AND (LESS) WIDTH

BeeJay Anya is one of the largest players in college basketball. He's actually trimmed down considerably, having **lost nearly 80 pounds** since enrolling at NC State in 2013. But it's his wingspan that sets him apart. He has a measured wingspan of 7-9, **the longest wingspan recorded for a non-7-foot player in the NBA Draft Express database** for basketball prospects. Only 7-6 Mamadou N'Diaye (UC-Irvine) has a longer listed wingspan.



2015-16 ACC Standings (as of Friday, Dec. 15)

Team	Overall	ACC
1. #7/6 Duke	9-1	0-0
2. #8/10 Virginia	8-1	0-0
#15/19 Miami	8-1	0-0
Pittsburgh	8-1	0-0
#19/16 Louisville	8-1	0-0
6. #11/11 UNC	8-2	0-0
7. Notre Dame	7-2	0-0
Georgia Tech	7-2	0-0
Wake Forest	7-2	0-0
Florida State	7-2	0-0
11. NC State	7-3	0-0
Syracuse	7-3	0-0
Virginia Tech	7-3	0-0
Clemson	7-3	0-0
15. Boston College	4-6	0-0

ACC SCHEDULE (TIMES EASTERN)

Saturday, Dec. 19

Utah vs. Duke - 12 p.m. (1)
 Georgia Tech at Georgia - 12 p.m.
 Villanova at Virginia - 12 p.m.
 Cornell at Syracuse - 12 p.m.
 Western Kentucky at Louisville - 12 p.m.
 UNC vs. UCLA - 1 p.m. (2)
 Indiana vs. Notre Dame - 2 p.m. (3)
 Coll. of Charleston at Miami - 2 p.m.
 Fla. Atlantic at Florida State - 5 p.m.
NC State at Missouri - 6 p.m.
 Grambling at Virginia Tech - 6 p.m.
 Delaware at Boston College - 7 p.m.

Sunday, Dec. 20

Pittsburgh vs. Davidson - 12 p.m. (1)

- (1) - Madison Square Garden
 (2) - Barclays Center, Brooklyn, N.Y.
 (3) - Indianapolis, Ind.

LENNARD'S THE MAN OF STEEL

Lennard Freeman, NC State's leading rebounder, is rounding into form after missing several months of the offseason healing a fracture in his lower right leg. He had successful surgery in May, and now has a **14-inch rod inserted in his lower right leg** to heal a fracture. Freeman grabbed 5.6 boards per game last season and had a double-double in State's NCAA Tournament win over Villanova.

LENNARD OFF THE BENCH

BeeJay Anya has started the last two games, both NC State wins, for the Wolfpack. Lennard Freeman now comes off the bench, and he has seemed more effective in that role. **In his three games off the bench, the 6-9 Freeman is averaging 6.3 points and 8.7 rebounds.**

LENNARD MAKES THE PACK GO

When Lennard Freeman plays and produces, the Wolfpack usually wins. Over the past two seasons, **NC State has a 14-2 record** when Freeman played 24 or more minutes. In games where the junior grabs eight or more rebounds, NC State is 20-3. The Pack is 11-0 in Freeman's career when he grabs 10 or more rebounds.

TOP GUN

A late addition to the roster this summer was Maverick Rowan, a 6-7 freshman from Fort Lauderdale, Fla. Rowan, whose father played college basketball at St. John's and **was a fan of the Top Gun movie**, is averaging 14.1 points per game. Rowan, who won a high school state title in both Pennsylvania and Florida, has scored in double figures in eight of the first 10 games of his college career.

GOTTFRIED'S DRIVE FOR FIVE

Head coach Mark Gottfried has a chance to accomplish something only one other coach in ACC basketball history has matched. Gottfried has **led his program to the NCAA Tournament in each of his first four seasons, which has only been accomplished by Skip Prosser (first 4 years) and Roy Williams (first 6 years).** NC State is one of just 16 teams in the nation to have played in each of the last four NCAA Tournaments.

SOPHOMORES DELIVERING

With the team's two top scorers from last season gone, and the injury to Terry Henderson, NC State is relying even more on its young players to produce. Here's a breakdown of the increase in production from sophomores Caleb and Cody Martin and Abdul-Malik Abu:

	MPG	FGA/G	PPG
Abu (2014-15)	19.1	5.17	6.4
Abu (2015-16)	23.7	9.40	10.9
Ca. Martin (2014-15)	16.6	4.14	4.8
Ca. Martin (2015-16)	35.9	11.90	14.1
Co. Martin (2014-15)	11.4	3.11	3.4
Co. Martin (2015-16)	22.9	4.80	6.6

NC STATE'S RECORD WHEN...

At Home	5-2
At PNC Arena	4-2
On Road	1-0
Neutral	1-1
In overtime	0-0
Against ranked teams (time of game)	1-0

In games decided by 5 pts or less	1-1
In games decided by 6-10 pts	1-1
In games decided by 11-20 pts	4-1
In games decided by 21+ pts	1-0

Leading at Half	7-1
Tied at Half	0-0
Trailing at Half	0-2

NCSU shoots 50% or better	1-0
NCSU shoots worse than 50%	6-3
NCSU shoots better/same as opp.	6-1
Opp. shoots better than NCSU	1-2
Opp. shoots 50% or better	1-2
Opp. shoots worse than 50%	6-2

NCSU out-rebounds opp.	7-1
Opp. out-rebounds NCSU	0-2
Teams tied in rebounding	0-0

NCSU shoots 70% or better on FTs	4-1
NCSU has more/same FT attempts	7-2
Opp. has more FT attempts	0-1
NCSU shoots 40% or better on 3s	1-0
NCSU shoots less than 40% on 3s	6-3
NCSU has more/same TO than opp.	4-0
NCSU has fewer TO than opp.	3-3

NCSU scores 90 pts or more	1-0
NCSU scores 80-89 pts	3-0
NCSU scores 70-79 pts	2-1
NCSU scores 60-69 pts	1-1
NCSU scores 50-59 pts	0-1
NCSU scores less than 50 pts	0-0
Opp. scores 90-plus pts	0-0
Opp. scores 80-89 pts	1-1
Opp. scores 70-79 pts	4-1
Opp. scores 60-69 pts	0-1
Opp. scores 50-59 pts	1-0
Opp. scores less than 50 pts	1-0

On Mondays	0-1
On Tuesdays	1-1
On Wednesdays	2-0
On Thursdays	0-0
On Fridays	1-1
On Saturdays	1-0
On Sundays	2-0

In November	4-2
In December	3-1
In January	0-0
In February	0-0
In March	0-0
In April	0-0

WINNING LIKE IT'S THE '70s

Not since the NC State glory days of David Thompson has NC State won like it has the last four seasons. The Wolfpack was **92-52 in Gottfried's first four seasons**, which is the program's **highest win total for a four-year span since the Pack won 100 games from 1972-76.**

DECEMBER AT NC STATE

NC State owns a **25-8 record in the month of December** under Mark Gottfried. The Pack had at one point won 16 straight December games during 2011, 2012 and 2013. NC State is 43-17 during the 12th month dating back to 2007.

ALL-TIME TOP 25

NC State is 25th on the all-time winningest programs list for NCAA Division I. In its 106th season, NCSU has won 1,668 men's basketball games. The ACC boasts six of the top 25 teams on the victories list:

School (Rank)	All-Time Wins
North Carolina (3rd)	2,148
Duke (4th)	2,071
Syracuse (5th)	1,927
Notre Dame (9th)	1,802
Louisville (11th)	1,763
NC State (25th)	1,668

2 GREAT PROGRAMS

The NC State-Missouri game will feature two storied programs. NC State stands 25th all-time with 1,668 wins and Mizzou ranks 37th with 1,590 wins.



Game	Blocks	Altered
vs. William & Mary	2	5
vs. South Alabama	5	5
vs. IUPUI	3	5
vs. Arizona State	2	1
vs. LSU	0	3
vs. Winthrop	4	4
vs. Michigan	3	5
vs. Bucknell	3	5
at USF	5	1
vs. High Point	4	6
at Missouri		
vs. UNCG		
vs. Northeastern		
at Va. Tech		
vs. Louisville		
at Wake Forest		
vs. Florida State		

ALWAYS SCHEDULE TOUGH

Much has been written about Mark Gottfried's prowess for scheduling. According to ESPN, **NC State last season boasted the sixth-toughest schedule in the nation.** Here's a breakdown of NC State's schedule strength under Gottfried:

NC State's Strength of Schedule Under Gottfried (ESPN.com)

2014-15: 6th	2013-14: 39th
2012-13: 21st	2011-12: 21st

ACC's KING OF TWITTER

In 2013, The Sporting News evaluated the prominent college basketball coaches related to their presence on Twitter. TSN named Mark Gottfried (@Mark_Gottfried) the ACC's King of Twitter. As of this week, Gottfried has 43,672 followers, which ranks 12th among college basketball coaches. Additionally, the team NC State Twitter account (@PackMensBball) boasts 48,755 followers (19th in all of college basketball).

THE COLOR PURPLE

Not only does Mark Gottfried allow his team to play on big stages, he also makes a point to introduce is players to experiences off the court as well. On Saturday night, the team went to the Jacobs Theater on 45th Street in Manhattan to see The Color Purple.

ANYA: RIM PROTECTOR

- ACC leader with 2.53 bpg last year
- 2nd in NC State history with 153 blocks
- Single-game school record 10 blocks

Not only does BeeJay Anya ranks among the country's best shot blockers, but he also can change a game without recording a block.

Game	Blocks	Altered
at UNC		
at Pittsburgh		
vs. Duke		
vs. Georgia Tech		
vs. Miami		
at Florida State		
at Duke		
vs. Wake Forest		
at Virginia		
vs. Clemson		
vs. UNC		
at Syracuse		
vs. Boston College		
at Notre Dame		
TOTAL	31	40

WOLFPACK FATHERS & SONS

Chris Corchiani, Sr. played for Jim Valvano's Wolfpack squads in the late 1980s and graduated in 1991. He was the first player in NCAA history to record 1,000 career assists and is still NC State's all-time leader in assists and steals. His son, Chris Jr., is a sophomore guard on the Wolfpack team. The Corchiani father-son duo is the fourth father-son combo in NC State basketball history: (h/t Tim Peeler)

Chris Corchiani Sr. ('91) / Chris Corchiani Jr. ('18)
Tony Warren ('79) / T.J. Warren (NBA Draft in '14)
Bill Kretzer ('68) / Billy Kretzer ('96)
Phil DiNardo ('56) / Tommy Dinardo ('84)

PACK COACHES FIRST 4 SEASONS

Here is a breakdown of how NC State men's basketball coaches have fared through their first four seasons at State:

Coach	W-L	Pct.
E. Case (1946-50)	107-22	.829
M. Gottfried (2011-15)	92-52	.639
J. Valvano (1980-84)	81-47	.633
N. Sloan (1966-70)	61-46	.570
H. Sendek (1996-00)	73-58	.557

RECORDS FROM WINTHROP GAME

State's 87-79 shootout win over Winthrop featured 37 points from Cat Barber and 38 points from Winthrop's Jimmy Gavin:

- Barber tied the school record for 19 FTs made in a game. His 22 FT attempts was the third-most in a game in NC State history.
- Barber became just the 11th player in Wolfpack history to record at least 37 points in a single game.
- Gavin's 38 points stands third for most in a game at PNC Arena.
- Barber tied the PNC Arena record with 19 made FTs in a game
- Gavin's 38 points was the seventh-highest total ever for a Pack opponent and highest since John Roche (South Carolina) in 1991

CONNECT WITH THE PACK



@PackMensBball
@Mark_Gottfried



@PackMensBball
@Mark_Gottfried



NCStateHoops



NCStateBasketball
Mark Gottfried

Tale of the Tape

NC State	CATEGORY	Missouri
78.0	POINTS PER GAME	69.9
71.2	OPP. POINTS PER GAME	72.8
.426	FIELD GOAL PERCENTAGE	.433
.405	OPP. FIELD GOAL PERCENTAGE	.413
.318	3-POINT FIELD GOAL PERCENTAGE	.322
.371	OPP. 3-POINT FIELD GOAL PERCENTAGE	.344
.686	FREE THROW PERCENTAGE	.697
+6.8	REBOUNDING MARGIN	-2.7
+1.2	TURNOVER MARGIN	-1.1

"Statistically, this is our most athletic team at NC State."

In the fall of 2012, NC State became the country's first college basketball team to use BAM Testing as a way to measure its players' athletic performance. Basic Athletic Measurement (BAM) Testing is the official athletic testing organization for the NBA Draft Combine, the Portsmouth Invitational, Adidas Nations and several other athletic events. The testing consists of five tests: **Standing Vertical Jump; Approach Vertical Jump; 3/4 Court Sprint; Reaction Shuttle; 4-Way Agility Drill.**

BAM Testing 2012-15 - Wolfpack Improvement

	2012	2013	2014	2015
Players w/ 39+ inch approach vert	0	1	3	6
Players w/ 3/4 court sprint 3.197 sec	0	0	3	4
Players w/ reaction shuttle 2.987 sec	2	4	6	6



Rankings below are measured against the 355 NBA Draft prospects at the league combine since 2009

CAT BARBER

- 3.15 second 3/4 court sprint
(14th all-time among point guards and 30th all-time among all players)

ABDUL-MALIK ABU

- 41.5-inch approach vertical jump
(tops all-time among power forwards)
- 2.925 second reaction shuttle
(2nd all-time among power forwards and 27th among all players)

CALEB MARTIN

- 2.735 second reaction shuttle
(the all-time fastest time, **faster than any NBA Draft prospect since 2009**)

- 10.89 second 4-way agility
(27th all-time among guards and 78th all-time among all players)

TERRY HENDERSON

- 42-inch approach vertical jump
(tied for 3rd among all shooting guards since 2009 & fourth all-time among all players)

2015-16 NC STATE HONOR ROLL

Preseason All-ACC

Cat Barber (Preseason All-ACC 2nd Team)

Legends Classic All-Tournament Team

Cat Barber

ACC Player of the Week

Cat Barber (Nov. 30)

Double-Figure Scoring Games

Barber 10, Caleb Martin 8, Rowan 8, Abu 8, Cody Martin 2, Freeman 1, Anya 1

Led Pack in Points (includes ties)

Barber 6, Caleb Martin 2, Rowan 1

Led Pack in Rebounds (includes ties)

Abu 4, Freeman 3, Anya 3, Barber 1

Led Pack in Assists (includes ties)

Barber 7, Cody Martin 2, Caleb Martin 1

Led Pack in Steals (includes ties)

Cody Martin 5, Anya 3, Caleb Martin 3, Rowan 2, Barber 1, Abu 1, Freeman 1

Double-Doubles

Abu 2, Barber 1, Cody Martin 1, Freeman 1

NC State vs. Missouri

Pack: 0-1 at Mizzou all-time

1/9/83	Missouri 49, NC State 42 (at Mizzou)
1/30/84	NC State 66, Missouri 53 (Reynolds)
12/29/95	NC State 87, #18 Missouri 68 (Honolulu)
12/28/13	#25 Missouri 68, NC State 64 (PNC Arena)

2015 ACC Preseason Poll

1. North Carolina (60)	1,292
2. Virginia (18)	1,226
3. Duke (8)	1,187
4. Notre Dame (1)	949
5. Miami	841
6. Florida State (1)	827
7. Louisville	821
8. NC State	808
9. Syracuse (1)	666
10. Pittsburgh	623
11. Wake Forest	391
12. Clemson	359
13. Georgia Tech	296
14. Virginia Tech	260
15. Boston College	134

WOLFPACK IN THE ACC STATS

TEAM STATS

Category (Total)	ACC Rank
Scoring (78.2)	11th
Scoring Defense (71.0)	13th
FT Percentage (.694)	11th
FG Percentage (.425)	14th
FG Pct. Defense (.402)	6th
3FG Percentage (.312)	15th
3FG Pct. Defense (.361)	10th
Rebounding Margin (+6.3)	11th
Blocks (4.89)	6th
Assists (13.44)	13th
Steals (5.11)	T-11th
Turnover Margin (+1.33)	8th
Assist-Turnover Ratio (1.26)	9th
3FG Made Per Game (5.44)	14th

PLAYER STATS

Cat Barber	ACC Rank
Scoring (21.1)	2nd
Assists (5.80)	2nd
FT pct. (.861)	6th
FTs made (87)	1st
Assist-Turnover Ratio (2.90)	6th
Minutes Played (38.00)	2nd

Caleb Martin	ACC Rank
Scoring (14.1)	T-21st
3FG Made (2.80)	3rd
Minutes Played (35.90)	4th

Lennard Freeman	ACC Rank
Rebounding (7.4)	T-12th
Offensive Rebounds (3.10)	7th

BeeJay Anya	ACC Rank
Blocks (3.10)	1st

Maverick Rowan	ACC Rank
Scoring (14.1)	T-21st
3FG Made (2.30)	T-7th
Minutes Played (33.70)	8th

Abdul-Malik Abu	ACC Rank
Rebounding (7.2)	15th
Offensive Rebounds (3.00)	8th

ATHLETICS COMMUNICATIONS

Basketball Contact: Josh Rattray
 Office Phone: 919-515-1182
 Cell Phone: 919-605-2445
 Twitter: @gopackjrat
 E-Mail: josh_rattray@ncsu.edu

Press Row Phone: 919-861-6190
 Websites: GoPack.com
 CoachGott.com
 MBB Twitter: @PackMensBball

PACK ADDS TOP PG DENNIS SMITH, JR.

NC State gained some momentum for the future when it signed Dennis Smith, Jr., the nation's top point guard, to a National Letter of Intent. Smith, from Fayetteville, N.C. is **ranked fourth in the Class of 2016 by both ESPN.com and Rivals, sixth by 247Sports.com and eighth by Scout.** Smith averaged 22.2 points per game as a junior at Trinity Christian School last year.

GOTTFRIED SIGNS EXTENSION

On the day of his fifth season at the school, Mark Gottfried and NC State announced a new contract that will keep the coach in Raleigh through the 2019-20 season. Gottfried's annual compensation increased from \$2.06 million to \$2.48 million.

COME TO STATE, STAY AT STATE

Mark Gottfried was hired at NC State in April of 2011, and he built his staff. That staff has stayed in place now going into its fourth season, with that continuity playing a part in NC State's success. In the ACC, **only Miami, Syracuse and Notre Dame join NC State as schools that have had their head coach and three main assistants together the last four years.**

THANK YOU #WPN

NC State jumped from 25th nationally in 2014 to 12th last season in average men's basketball attendance. More than 300,000 Wolfpackers crossed the turnstiles at PNC Arena last season, the highest total since the building opened for the 1999-00 season. Notably, **the Pack saw the nation's largest attendance increase**, jumping from an average of 15,043 to 16,299.

FOUR HALL OF FAME VICTORIES

Last season, in addition to the team's run to the Sweet 16, the **Wolfpack defeated four coaches who are currently members of the Naismith Memorial Basketball Hall of Fame.** Victories over Duke and Syracuse at home and road wins at UNC Chapel Hill and Louisville made Mark Gottfried the nation's only coach to own four wins over Hall of Fame coaches last season.

NATIONALLY-RANKED AT THE FINISH

After wins over LSU and Villanova landed the Wolfpack in the Sweet 16, NC State was listed in the season's final ESPN/USA Today Coaches Poll. The Pack was ranked No. 24 in the final poll. It was the first time finishing the season ranked since the team's Sweet 16 run in 2012, which landed the Pack at No. 20 in the final ranking.

NC STATE AND THE PROGRAM

When NC State had the instructors from The Program come to campus this fall, the Wolfpack players pushed themselves mentally and physically to their limits. At the end of the grueling two days, it was **Caleb Martin who the instructors dubbed 'The Spartan Warrior'.** Martin was **lauded as the team's best leader during the two days and demonstrated teamwork and mental and physical toughness.** That has translated onto the court for the 6-7 sophomore wing, who is averaging 15.2 points per game and is fourth in the ACC in minutes played (36.2).

THE PROGRAM

Here are some of the physical activities the Wolfpack did with the military instructors from The Program:

- different series of exercises and drills conducted in perfect precision
- drills involving 50-lb. sandbags and 7-foot-long poles
- fireman-carry suicides for 21-, 41- and 61-yard lengths done only with teammate instruction
- individual and team drills in the pool beginning at 4 a.m.



SCAN THIS QR CODE
FOR MORE CONTENT


WHAT DO WE NEED TO REPLACE?

NC State must replace three of its top four scorers from last season's. Trevor Lacey (2nd Team All-ACC) and Ralston Turner were the team's top scorers, followed by returnee Cat Barber and outbound transfer Kyle Washington.


- NC State lost 53% of overall scoring
- Turner and Lacey: 28.5 ppg and 72% of team's made 3FGs
- Turner and Lacey: Scored 40% of NC State's points (43% in ACC play)



Trevor Lacey
15.7 ppg, .392 3FG%



Ralston Turner
12.8 ppg, .367 3FG%



Kyle Washington
6.8 ppg, 18 starts

2015-16 MISCELLANEOUS STATS

Stat	NCSU	Opp.
Pts Per Game off TOs	12.7	9.8
2nd Chance Pts Per Game	15.6	11.0
Pts in Paint Per Game	31.0	26.2
Fast Break Pts	8.5	10.2
Bench Scoring	14.4	21.5

Dunks

Abu 14, Anya 10, Ca. Martin 2, Freeman 1, Co. Martin 1, Kirk 1

Charges Taken

Co. Martin 3, Freeman 2, Ca. Martin 2, Barber 1

Deflections (unofficial)

Ca. Martin 22, Cody Martin 12, Rowan 10, Barber 10, Anya 6, Freeman 5, Abu 4

And 1's

Anya 8, Abu 6, Barber 5, Rowan 3, Ca. Martin 2, Co. Martin 2, Freeman 1

FTs on And 1: 14 of 27 (.519)

Control Opening Jump Ball

6 of 10 (last vs. High Point)

#Cat12 Assist Check

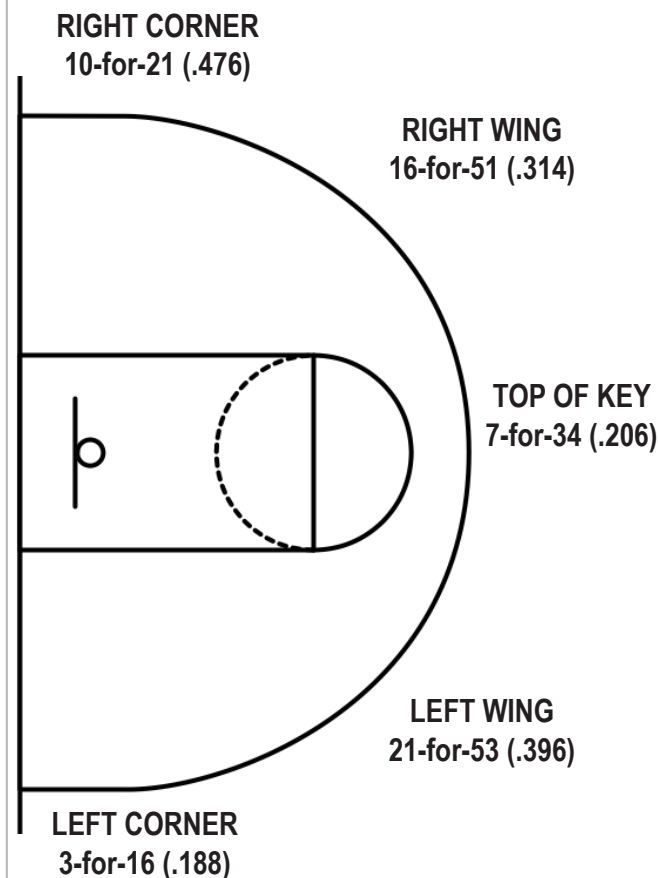
NC State point guard Cat Barber this season has 58 assists against 20 turn-over this season. Here's a breakdown of Barber's assists this season:

Barber Assists	58
Barber Turnovers	20
3-Pointers	18
Lay-ups/Dunks	17

Player	No.	Pct.
To Maverick Rowan	18	31.0
To Caleb Martin	15	25.9
To Abdul-Malik Abu	13	22.4
To Lennard Freeman	4	6.9
To BeeJay Anya	4	6.9
To Cody Martin	3	5.2
To Shaun Kirk	1	1.7

AROUND THE WORLD

Here is a visual of NC State's long-range shooting this season around the 3-point arc:



Game #1 - William & Mary 85, NC State 68

Nov. 13, 2015 - PNC Arena

William & Mary 85 • 1-0

#	Player	Total			3-Ptr			Rebounds			PF	TP	A	TO	Blk	Stl	Min
		FG-FGA	FG-FGA	FT-FTA	Off	Def	Tot	Off	Def	Tot							
00	Dixon, Daniel	* 7-13	4-9	1-2	0	3	3	3	19	1	4	1	0	32			
04	Prewitt, Omar	* 5-13	2-5	5-6	1	5	6	1	17	3	2	0	2	32			
25	Tarpey, Terry	* 4-7	0-1	3-5	2	6	8	0	11	3	2	0	5	30			
31	Sheldon, Sean	* 3-5	0-0	2-2	4	4	8	2	8	1	4	1	0	22			
34	Cohn, David	* 3-9	1-2	2-2	0	7	7	1	9	5	1	0	0	29			
05	Malinowski, Greg	* 3-6	0-3	0-0	1	1	2	0	6	1	0	0	2	18			
10	Burchfield, Connor	* 3-3	2-2	0-0	0	1	1	2	8	0	1	0	0	8			
11	Schlotman, Michael	* 0-0	0-0	0-0	0	2	2	1	0	2	0	0	1	11			
41	Whitman, Jack	* 2-3	0-0	0-0	0	1	1	5	4	0	0	0	0	9			
50	Seacat, Hunter	* 1-1	0-0	1-2	0	0	0	2	3	0	0	0	0	9			
Team					3	1	4										
Totals		31-60	9-22	14-19	11	31	42	17	85	16	14	2	10	200			

FG % 1st Half: 16-30 53.3% 2nd half: 15-30 50.0% Game: 31-60 51.7% Deadball
 3FG % 1st Half: 7-13 53.8% 2nd half: 2-9 22.2% Game: 9-22 40.9% Rebound
 FT % 1st Half: 12-16 75.0% 2nd half: 2-3 66.7% Game: 14-19 73.7%

NC State 68 • 0-1

#	Player	Total			3-Ptr			Rebounds			PF	TP	A	TO	Blk	Stl	Min
		FG-FGA	FG-FGA	FT-FTA	Off	Def	Tot	Off	Def	Tot							
00	Abu, Abdul-Malik	* 8-16	0-0	1-2	3	3	6	3	17	4	1	0	1	30			
01	Freeman, Lennard	* 0-0	0-0	0-0	1	3	4	1	0	1	0	0	0	13			
03	Henderson, Terry	* 0-3	0-1	0-0	1	0	1	1	0	0	1	0	0	7			
12	Barber, Anthony	* 4-16	0-3	3-4	3	2	5	2	11	6	1	0	1	40			
14	Martin, Caleb	* 8-17	5-10	0-0	2	1	3	2	21	2	3	2	4	38			
15	Martin, Cody	* 0-3	0-0	0-0	2	3	5	2	0	2	2	1	0	16			
21	Any, BeeJay	* 1-1	0-0	1-5	0	6	6	2	3	0	2	0	1	22			
24	Rowan, Maverick	* 6-15	1-8	3-3	1	2	3	4	16	0	2	0	1	34			
Team					3	2	5										
Totals		27-71	6-22	8-14	16	22	38	17	68	15	10	5	8	200			

FG % 1st Half: 14-40 35.0% 2nd half: 13-31 41.9% Game: 27-71 38.0% Deadball
 3FG % 1st Half: 4-14 28.6% 2nd half: 2-8 25.0% Game: 6-22 27.3% Rebound
 FT % 1st Half: 3-6 50.0% 2nd half: 5-8 62.5% Game: 8-14 57.1%

Officials: Roger Ayers, Ray Styons, Andrew Marotta

Technical fouls: William & Mary-None. NC State-None.

Attendance: 16377

Fouled out: W&M: #41 Whitman, J. at 6:15 in 2nd half

Score by periods	1st	2nd	Total
William & Mary	51	34	85
NC State	35	33	68

Points	In	Off	2nd	Fast	Bench
WM	40	14	11	17	21
ST	28	13	14	4	19

Game #3 - NC State 79, IUPUI 56

Nov. 18, 2015 - Tallahassee, Fla.

IUPUI 56 • 1-2

#	Player	Total			3-Ptr			Rebounds			PF	TP	A	TO	Blk	Stl	Min
		FG-FGA	FG-FGA	FT-FTA	Off	Def	Tot	Off	Def	Tot							
00	Combs, Darell	* 1-11	0-3	3-4	0	1	1	4	5	5	3	0	1	28			
02	Archie, Mason	* 4-13	3-8	0-0	0	3	3	4	11	0	0	0	0	32			
15	O'Leary, Matt	* 6-11	4-8	1-1	2	4	6	4	17	0	3	0	3	30			
22	Barksdale, Marcellus	* 1-5	0-0	2-2	2	4	6	5	4	1	3	0	2	26			
33	Osborne, Nick	* 2-6	0-0	0-0	2	5	7	4	4	0	2	1	0	16			
01	Henderson, T.J.	* 3-5	1-2	0-0	0	1	1	5	7	3	1	1	0	23			
05	Svete, Leo	* 1-4	1-3	0-0	0	1	1	1	3	0	0	0	0	9			
20	Sinn, Grant	* 0-1	0-1	0-0	0	0	0	0	0	0	0	0	0	1			
24	Hall, Evan	* 0-1	0-0	0-0	0	2	2	5	0	0	0	0	0	12			
31	Hubler, John	* 0-0	0-0	1-3	0	0	0	0	1	0	0	0	0	2			
45	Brennan, Aaron	* 2-3	0-0	0-1	1	3	4	2	4	0	1	0	0	21			
Team					3	3	6										
Totals		20-60	9-25	7-11	10	27	37	34	56	9	13	2	6	200			

FG % 1st Half: 11-29 37.9% 2nd half: 9-31 29.0% Game: 20-60 33.3% Deadball
 3FG % 1st Half: 5-13 38.5% 2nd half: 4-12 33.3% Game: 9-25 36.0% Rebound
 FT % 1st Half: 0-1 0.0% 2nd half: 7-10 70.0% Game: 7-11 63.6%

NC State 79 • 2-1

#	Player	Total			3-Ptr			Rebounds			PF	TP	A	TO	Blk	Stl	Min
		FG-FGA	FG-FGA	FT-FTA	Off	Def	Tot	Off	Def	Tot							
00	Abu, Abdul-Malik	* 4-9	0-0	6-11	3	6	9	1	14	1	2	2	0	31			
01	Freeman, Lennard	* 3-3	0-0	1-3	3	3	6	2	7	0	2	1	0	22			
12	Barber, Anthony	* 5-16	0-1	9-11	0	4	4	3	19	3	2	1	0	37			
14	Martin, Caleb	* 5-15	2-8	3-5	3	4	7	3	15	2	1	1	1	35			
24	Rowan, Maverick	* 5-12	4-9	1-3	2	5	7	2	15	1	2	0	0	33			
04	Brickhouse, Chris	* 0-0	0-0	0-0	0	0	0	0	0	0	0	0	0	1			
13	Corchiani Jr., Chris	* 0-0	0-0	0-0	0	0	0	0	0	0	0	0	0	1			
15	Martin, Cody	* 1-1	0-0	2-3	2	2	4	1	4	4	1	0	0	16			
21	Any, BeeJay	* 1-1	0-0	1-3	0	5	5	3	3	0	1	3	2	21			
22	Kirk, Shaun	* 1-1	0-0	0-0	0	0	0	2	2	0	0	0	0	2			
25	Cannon, Chase	* 0-3	0-1	0-0	1	1	2	0	0	0	0	0	0	1			
Team					6	2	8										
Totals		25-61	6-19	23-39	20	32	52	17	79	11	11	8	3	200			

FG % 1st Half: 14-31 45.2% 2nd half: 11-30 36.7% Game: 25-61 41.0% Deadball
 3FG % 1st Half: 3-10 30.0% 2nd half: 3-9 33.3% Game: 6-19 31.6% Rebound
 FT % 1st Half: 7-16 43.8% 2nd half: 16-23 69.6% Game: 23-39 59.0%

Officials: Les Jones, William Humes, Tim Ebersole

Technical fouls: IUPUI-None. NC State-None.

Attendance: 14660

Fouled out: IUPUI: #1 Henderson, T. at 9:12 in 2nd half

#24 Hall, E. at 5:25 in 2nd half

#22 Barksdale, M. at 1:25 in 2nd half

Game #2 - NC State 88, South Alabama 70

Nov. 15, 2015 - PNC Arena

South Alabama 70 • 1-1

#	Player	Total			3-Ptr			Rebounds			PF	TP	A	TO	Blk	Stl	Min
		FG-FGA	FG-FGA	FT-FTA	Off	Def	Tot	Off	Def	Tot							
01	Williams, Ken	* 3-15	2-8	0-0	2	3	5	0	8	3	1	0	2	28			
04	Stevens, Barrington	* 4-8	2-4	0-0	0	1	1	0	10	2	1	0	0	23			
10	Boyanov, Georgi	* 0-4	0-1	2-2	1	7	8	3	2	0	0	0	0	23			
11	Marjan, Nikola	* 0-0	0-0	1-3	1	1	2	5	1	0	3	0	0	16			
24	Stover, Nick	* 0-6	0-2	1-3	0	0	0	3	1	1	2	1	1	15			
00	Calhoun, Shaq	* 2-5	1-2	0-0	0	1	1	3	5	2	0	0	0	9			
02	Johnson, Taishaun	* 5-12	0-4	8-9	3	4	7	3	18	1	2	0	0	22			
05	Muepokelly, Don	* 4-9	1-2	0-0	4	1	5	4	9	0	0	1	1	27			
20	Whittingham, Tafari	* 1-7	1-1	3-8	2	0	2	1	6	0	1	0	1	17			
22	Brown, John	* 4-7	2-2	0-0	2	5	7	2	10	0	0	0	0	20			
Team					3	1	4										
Totals		23-73	9-26	15-25	18	24	42	24	70	9	10	2	5	200			

FG % 1st Half: 11-33 33.3% 2nd half: 12-40 30.0% Game: 23-73 31.5% Deadball
 3FG % 1st Half: 4-12 33.3% 2nd half: 5-14 35.7% Game: 9-26 34.6% Rebound
 FT % 1st Half: 8-13 61.5% 2nd half: 7-12 58.3% Game: 15-25 60.0%

NC State 88 • 1-1

#	Player	*	Total		3-Ptr		Rebounds			PF	TP	A	TO	Blk	Stl	Min
			FG-FGA	FG-FGA	FT-FTA	Off	Def	Tot								
00	Abu, Abdul-Malik	*	5-9	0-0	4-7	3	3	6	4	14	2	2	0	0	20	
01	Freeman, Lennard	*	2-5	0-0	1-2	2	11	13	4	5	1	3	0	0	29	
02	Barber, Anthony	*	3-11	0-1	11-12	2	10	12	3	17	8	5	0	1	39	
14	Martin, Caleb	*	7-10	4-6	1-1	0	6	6	2	19	0	2	0	0	37	
24	Rowan, Maverick	*	5-10	2-6	3-4	0	1	1	4	15	0	0	0	1	26	
03	Brickhouse, Chris		0-0	0-0	0-0	0	0	0	0	0	0	0	0	0	1	
14	Chorchiani Jr., Chris		1-1	0-0	0-0	0	0	0	0	2	0	0	0	0	1	
15	Martin, Cody		3-5	0-1	2-2	1	1	2	1	8	0	0	0	1	19	
21	Anyia, BeeJay		4-4	0-0	2-6	1	4	5	5	8	3	2	5	1	25	
22	Kirk, Shaun		0-1	0-1	0-0	0	0	0	0	0	0	0	0	0	2	
25	Cannon, Chase		0-1	0-1	0-0	0	0	0	0	0	0	0	0	0	1	
	Team					1	1	2								
	Totals		29-57	6-16	24-34	10	37	47	23	88	14	14	5	4	200	
FG % 1st Half: 12-28, 42.9% 2nd half: 17-29, 58.6% Game: 29-57, 50.9%																
Deadball																

2015-16 Wolfpack Basketball

@PackMensBball

Game #5 - NC State 83, #22/17 LSU 72 (OT)

Nov. 24, 2015 - Brooklyn, N.Y.

LSU 72 • 3-2

##	Player		Total		3-Ptr		Rebounds			PF	TP	A	TO	Blk	Stl	Min
			FG-FGA	FG-FGA	FT-FTA	Off Def Tot	PF	TP	A TO Blk Stl							
25	SIMMONS, Ben	f	1-6	0-0	2-5	3 11 14	5	4	10 0 3 3	40-						
02	ROBINSON III, Elbert	c	2-4	0-0	0-0	2 2 4	4	4	0 3 1 0	21						
03	BLAKENEY, Antonio	g	4-17	3-11	0-0	0 3 3	0	11	1 2 0 1	34						
15	PATTERSON, Jaly	g	3-5	1-3	0-0	0 0 0	3	7	1 2 0 2	16						
55	QUARTERMAN, Tim	g	7-20	3-7	2-3	4 5 9	2	19	2 1 0 0	38						
00	SAMPSON, Brandon		7-12	4-9	0-0	1 2 3	0	18	1 1 0 1	25						
05	GRAY, Josh		2-11	0-3	0-0	1 1 2	4	4	2 2 1 1	26						
20	BRIDGEWATER, Brian		2-2	0-0	1-2	1 3 4	4	5	0 1 0 1	24						
21	EPPS, Aaron		0-0	0-0	0-0	0 0 0	1	0	0 0 0 0	1						
	Team					0 2 2										
	Totals		28-77	11-33	5-10	12 29 41	23	72	17 12 5 9	225						

FG % 1st Half: 13-31 41.9% 2nd half: 12-37 32.4% OT: 3-9 33.3% Game: 28-77 36.4% Deadba
3FG % 1st Half: 3-13 23.1% 2nd half: 7-16 43.8% OT: 1-4 25.0% Game: 11-33 33.3% Rebound
FT % 1st Half: 2-3 66.7% 2nd half: 3-7 42.9% OT: 0-0 0.0% Game: 5-10 50.0%

NC State 83 • 3-2

##	Player		Total		3-Ptr		Rebounds			PF	TP	A	TO	Blk	Stl	Min
			FG-FGA	FG-FGA	FT-FTA	Off Def Tot	PF	TP	A TO Blk Stl							
00	Abu, Abdul-Malik	f	6-14	0-0	3-6	3 9 12	1	15	1 1 0 0	29						
01	Freeman, Lennard	f	1-2	0-0	2-2	3 1 4	3	4	1 2 0 0	19						
24	Rowan, Maverick	f	3-11	2-7	2-2	2 2 4	1	10	2 1 0 0	39						
12	Barber, Anthony	g	4-12	0-0	12-12	0 7 7	0	20	7 1 0 1	43						
14	Martin, Caleb	g	6-18	4-10	0-0	0 9 9	2	16	3 4 1 1	37						
15	Martin, Cody		6-10	0-0	2-3	6 4 10	2	14	4 2 1 4	37						
21	Any, BeeJay		1-1	0-0	2-4	1 2 3	2	4	0 0 0 0	21						
	Team					1 4 5			3							
	Totals		27-68	6-17	23-29	16 38 54	11	83	18 14 2 6	225						

FG % 1st Half: 13-32 40.6% 2nd half: 10-29 34.5% OT: 4-7 57.1% Game: 27-68 39.7% Deadba
3FG % 1st Half: 3-7 42.9% 2nd half: 2-9 22.2% OT: 1-1 100.0% Game: 6-17 35.3% Rebound
FT % 1st Half: 4-4 100.0% 2nd half: 10-15 66.7% OT: 9-10 90.0% Game: 23-29 79.3%

Officials: Brian O'Connell, Guy Pagano, Tom Courtney
Technical fouls: LSU-None. NC State-None.
Attendance: 4775
2015 FanDuel Legends Classic Consolation Game

Score by periods				1st	2nd	OT	Total	Points LSU ST	In Paint 30	Off T/O 14	2nd Chance 12	Fast Break 18	Bench 27
				31	34	7	72						
				33	32	18	83						
LSU													
NC State													

Game #7 - Michigan 66, NC State 59

Dec. 1, 2015 - PNC Arena

Michigan 66 • 5-2

##	Player		Total		3-Ptr		Rebounds			PF	TP	A	TO	Blk	Stl	Min
			FG-FGA	FG-FGA	FT-FTA	Off Def Tot	PF	TP	A TO Blk Stl							
10	Walton Jr., Derrick	*	1-1	0-0	2-2	0 2 2	0	4	2 2 0 1	13						
02	Irvin, Zak	*	3-11	1-6	0-0	1 4 5	2	7	4 1 0 0	37						
23	LeVert, Caris	*	4-10	1-4	9-10	0 9 9	2	18	7 2 1 0	37						
24	Dawkins, Aubrey	*	1-3	0-0	0-0	0 0 0	3	2	0 1 0 0	15						
32	Doyle, Ricky	*	3-4	0-0	0-0	0 4 4	2	6	0 3 1 0	16						
02	Albrecht, Spike		0-0	0-0	0-0	0 0 0	1	0	1 0 0 0	5						
03	Chatman, Kameron		0-0	0-0	0-0	0 1 1	2	0	1 0 0 0	5						
05	Wilson, D.J.		0-0	0-0	0-0	0 0 0	0	0	0 0 0 0	1						
12	Abdur-Rahkman, M-A		2-4	0-2	0-0	0 4 4	1	4	0 0 0 1	25						
13	Wagner, Moritz		4-7	0-1	0-1	1 1 2	4	8	0 2 0 0	23						
22	Robinson, Duncan		6-8	5-7	0-0	0 3 3	3	17	0 0 0 1	23						
	Team					0 2 2										
	Totals		24-48	7-20	11-13	2 30 32	20	66	15 11 2 3	200						

FG % 1st Half: 13-24 54.2% 2nd half: 11-24 45.8% Game: 24-48 50.0% Deadba
3FG % 1st Half: 4-10 40.0% 2nd half: 3-10 30.0% Game: 7-20 35.0% Rebound
FT % 1st Half: 4-4 100.0% 2nd half: 7-9 77.8% Game: 11-13 84.6%

NC State 59 • 4-3

##	Player		Total		3-Ptr		Rebounds			PF	TP	A	TO	Blk	Stl	Min
			FG-FGA	FG-FGA	FT-FTA	Off Def Tot	PF	TP	A TO Blk Stl							
00	Abu, Abdul-Malik	*	0-6	0-0	2-2	0 1 1	1	2	0 0 0 0	13						
01	Freeman, Lennard	*	0-3	0-0	0-0	4 2 6	1	0	1 0 0 1	20						
12	Barber, Anthony	*	6-13	0-1	4-4	1 2 3	5	16	4 1 0 0	36						
14	Martin, Caleb	*	5-12	3-9	6-6	3 4 7	2	19	1 1 0 1	38						
24	Rowan, Maverick	*	1-11	1-6	2-2	1 6 7	3	5	1 2 0 2	35						
15	Martin, Cody		3-7	0-0	2-4	0 2 2	1	8	1 0 0 1	28						
21	Any, BeeJay		4-5	0-0	1-6	2 5 7	2	9	0 2 3 0	28						
22	Kirk, Shaun		0-1	0-1	0-0	0 0 0	2	0	0 1 0 1	2						
	Team					2 1 3										
	Totals		19-58	4-17	17-24	13 23 36	17	59	8 7 3 6	200						

FG % 1st Half: 11-29 37.9% 2nd half: 8-29 27.6% Game: 19-58 32.8% Deadba
3FG % 1st Half: 3-11 27.3% 2nd half: 1-6 16.7% Game: 4-17 23.5% Rebound
FT % 1st Half: 1-3 33.3% 2nd half: 16-21 76.2% Game: 17-24 70.8%

Officials: Jamie Luckie, Mike Eades, Bill Covington
Technical fouls: Michigan-None. NC State-None.
Attendance: 17645
Fouled out: NCSU: #12 Barber, A. @ 0:17.4 in 2nd half

Score by periods				1st	2nd	Total	Points MICH ST	In Paint 28	Off T/O 7	2nd Chance 6	Fast Break 7	Bench 29
				34	32	66						
				26	33	59						
Michigan												
NC State												

Last FG - MICH 2nd-02:12, ST 2nd-00:01.
Largest lead - MICH by 15 2nd-14:27, ST by 5 1st-18:23.
MICH led for 28:20. ST led for 10:05. Game was tied for 01:30.

Game #6 - NC State 87, Winthrop 79

Nov. 27, 2015 - PNC Arena

Winthrop 79 • 4-1

##	Player		Total		3-Ptr		Rebounds			PF	TP	A	TO	Blk	Stl	Min
			FG-FGA	FG-FGA	FT-FTA	Off Def Tot	PF	TP	A TO Blk Stl							
05	Johnson, Keon	*	4-12	3-6	4-4	0 2 2	4	15	1 1 0 0	32						
12	Cooks, Xavier	*	4-7	0-2	2-3	1 2 3	5	10	3 1 0 0	23						
13	Broman, Bjorn	*	4-10	2-6	0-0	1 2 3	4	10	3 1 0 0	36						
25	Price, Zach	*	1-5	0-0	1-2	0 3 3	3	3	0 1 0 1	14						
42	Davenport, Joshua	*	1-3	0-0	0-0	2 5 7	4	2	2 1 0 1	19						
00	Okeke, Duby		0-5	0-0	1-2	3 5 8	3	1	0 5 4 1	24						
01	Perkins, Roderick		0-4	0-2	0-0	2 2 4	1	0	1 0 0 0	14						
32	Poole, Freddy		0-0	0-0	0-0	0 0 0	0	0	0 0 0 1	2						
44	Gavin, Jimmy		10-15	7-12	11-12	1 1 2	3	38	1 1 0 1	36						
	Team					0 2 2			2							
	Totals		24-61	12-28	19-23	10 24 34	27	79	11 13 4 5	200						

FG % 1st Half: 13-32 40.6% 2nd half: 11-29 37.9% Game: 24-61 39.3% Deadba
3FG % 1st Half: 7-16 43.8% 2nd half: 5-12 41.7% Game: 12-28 42.9% Rebound
FT % 1st Half: 6-8 75.0% 2nd half: 13-15 86.7% Game: 19-23 82.6%

NC State 87 • 4-2

#	Player		Total		3-Ptr	Rebounds					PF	TP	A	TO	Blk	Stl	Min
			FG-FGA	FG-FGA	FT-FTA	Off	Def	Tot									
00	Abu, Abdul-Malik	*	1-4	0-0	0-2	0	3	3	2	2	2	2	2	0	1	14	
01	Freeman, Lennard	*	4-7	0-0	1-4	3	7	10	2	9	1	0	0	0	31		
12	Barber, Anthony	*	9-19	0-0	19-22	1	3	4	2	37	8	3	0	0	39		
14	Martin, Caleb	*	3-8	1-6	4-4	1	4	5	4	11	1	1	1	1	37		
24	Rowan, Maverick	*	7-13	3-6	0-0	2	3	5	4	17	1	1	0	0	34		
15	Martin, Cody		3-8	0-0	1-2	2	3	5	2	7	2	0	1	1	26		
21	Any, BeeJay		2-3	0-0	0-0	1	1	2	5	4	0	2	4	1	19		
	Team					3	4	7									
Totals			29-62	4-12	25-34	13	28	41	21	87	15	9	6	4	200		

Game #9 - NC State 65, South Florida 46

Dec. 13, 2015 - Tampa, Fla.

NC State 65 • 6-3

##	Player		Total		3-Ptr	Rebounds			PF	TP	A	TO	Blk	Stl	Min
			FG-FGA	FG-FGA		FT-FTA	Off	Def							
00	Abu, Abdul-Malik	f	5-13	0-0	1-2	9	5	14	3	11	1	1	0	1	29
21	Any, BeeJay	f	7-8	0-0	3-6	2	5	7	3	17	1	2	5	1	24
12	Barber, Anthony	g	6-20	1-5	6-8	2	5	7	0	19	6	3	0	1	40-
14	Martin, Caleb	g	1-10	1-7	0-0	0	5	5	1	3	2	2	1	0	34
24	Rowan, Maverick	g	1-10	0-7	1-1	1	1	2	3	3	2	0	0	0	29
01	Freeman, Lennard		2-3	0-0	1-2	5	3	8	1	5	1	0	0	1	25
15	Martin, Cody		2-2	0-0	0-2	0	3	3	2	4	0	1	0	2	15
22	Kirk, Shaun		1-2	1-2	0-0	0	1	1	1	3	0	0	0	0	4
Team						3	1	4							
Totals			25-68	3-21	12-21	22	29	51	14	65	13	9	6	6	200
FG % 1st Half: 15-39 38.5% 2nd half: 10-29 34.5% Game: 25-68 36.8% Deadba															
3FG % 1st Half: 2-12 16.7% 2nd half: 1-9 11.1% Game: 3-21 14.3% Rebound															
FT % 1st Half: 3-6 50.0% 2nd half: 9-15 60.0% Game: 12-21 57.1% 5															

USF 46 • 2-8

##	Player		Total		3-Ptr	Rebounds					PF	TP	A	TO	Blk	Stl	Min
			FG-FGA	FG-FGA		FT-FTA	Off	Def	Tot								
01	PERRY, Chris	f	0-3	0-0	2-2	1	5	6	4	2	1	0	0	0	0	17	
22	NUNEZ, Angel	f	2-8	1-4	0-0	1	2	3	1	5	0	2	0	0	0	28	
33	GUERRERO, Ruben	c	3-6	0-0	0-0	2	3	5	1	6	0	2	3	0	0	24	
00	MCMURRAY, Jahmal	g	6-16	1-5	0-0	0	4	4	3	13	4	0	0	2	0	36	
05	MORILLO, Nehemias	g	4-10	0-3	2-3	0	0	0	2	10	1	1	0	1	1	31	
03	PETERS, Roddy		1-3	0-0	0-0	1	0	1	0	2	0	1	0	0	0	8	
15	COUSINS, Jaleel		2-10	0-0	4-6	8	4	12	3	8	0	4	1	1	1	27	
35	ZEIGLER, Bo		0-4	0-0	0-0	1	3	4	3	0	0	3	2	1	1	22	
42	SANTOS, Luis		0-1	0-0	0-0	0	2	2	2	0	0	0	0	0	0	7	
Team						2	2	4			1						
Totals				18-61	2-12	8-11	16	25	41	19	46	6	14	6	5	200	
FG % 1st Half: 5-28 17.9% 2nd half: 13-33 39.4% Game: 18-61 29.5% Deadba																	
3FG % 1st Half: 0-4 0.0% 2nd half: 2-8 25.0% Game: 2-12 16.7% Rebound																	
FT % 1st Half: 5-6 83.3% 2nd half: 3-5 60.0% Game: 8-11 72.7%																	

Officials: Gerry Pollard, Joe DeRosa, Jeff Clark
Technical fouls: NC State-None. USF-None.
Attendance: 2945
Time of Game: 1:44

Score by periods	1st	2nd	Total	Points	In	Off	2nd	Fast
NC State	35	30	65	ST	32	19	15	8
USF	15	31	46	USF	18	7	10	6

Game #11 - NC State at Missouri

Dec. 19, 2015 - Columbia, Mo.

Game #10 - NC State 76, High Point 73

Dec. 16, 2015 - PNC Arena

High Point 73 • 8-3

#	Player		Total	3-Ptr	Rebounds					PF	TP	A	TO	Blk	Stl	Min
			FG-FGA	FG-FGA	FT-FTA	Off	Def	Tot								
00	Brown, John	*	6-17	0-0	5-6	7	0	7	4	17	2	1	4	2	32	
11	Mcintyre, Haiishen	*	0-1	0-1	4-4	0	3	3	2	4	2	0	0	0	24	
15	Cugini, Lorenzo	*	4-10	4-7	0-0	0	5	5	2	12	3	2	0	1	36	
22	Weary, Adam	*	7-10	0-0	1-1	1	1	2	4	15	3	1	0	2	34	
24	Lindauer, Anthony	*	6-11	3-5	3-3	1	6	7	3	18	3	2	1	2	36	
02	White, Austin		0-1	0-0	0-0	0	0	0	1	0	0	0	0	0	5	
03	Fox, Andre		0-1	0-0	0-0	0	1	1	2	0	0	1	0	0	5	
10	Thompson, Tarique		1-4	0-0	0-0	1	1	2	1	2	0	0	0	0	12	
12	Perez-Laham, Jorge		2-5	1-3	0-0	1	3	4	2	5	1	1	0	0	16	
	Team					0	2	2					1			
	Totals		26-60	8-16	13-14	11	22	33	21	73	14	9	5	7	200	
FG % 1st Half: 11-28 39.3% 2nd half: 15-32 46.9% Game: 26-60 43.3%																
3FG % 1st Half: 2-5 40.0% 2nd half: 6-11 54.5% Game: 8-16 50.0%																
FT % 1st Half: 7-7 100.0 2nd half: 6-7 85.7% Game: 13-14 92.9%																

NC State 76 • 7-3

#	Player		Total		3-Ptr	Rebounds			PF	TP	A	TO	Blk	Stl	Min
			FG-FGA	FG-FGA	FT-FTA	Off	Def	Tot							
00	Abu, Abdul-Malik	*	5-8	0-0	3-4	5	4	9	2	13	0	3	2	1	23
12	Barber, Anthony	*	10-22	3-5	3-4	1	4	5	2	26	6	0	0	0	40
14	Martin, Caleb	*	2-6	0-4	0-3	2	2	4	2	4	0	1	0	0	33
21	Anya, BeeJay	*	2-4	0-0	1-3	2	5	7	2	5	1	1	4	1	30
24	Rowan, Maverick	*	6-19	4-10	3-4	3	4	7	1	19	0	2	0	1	37
01	Freeman, Lennard		2-3	0-0	0-0	2	3	5	4	4	0	1	0	0	12
15	Martin, Cody		1-3	0-0	3-4	2	1	3	1	5	0	0	0	2	25
	Team					3	1	4				1			
Totals			28-65	7-19	13-22	20	24	44	14	76	7	9	6	5	200
FG % 1st Half: 15-38			39.5%	2nd half: 13-27	48.1%	Game: 28-65			43.1%	Deadb					
3FG % 1st Half: 2-9			22.2%	2nd half: 5-10	50.0%	Game: 7-19			36.8%	Rebound					
FT % 1st Half: 4-7			57.1%	2nd half: 9-15	60.0%	Game: 13-22			59.1%	4					

Score by periods	1st	2nd	Total	Points	In	Off	2nd	Fast
High Point	31	42	73	HPU	26	12	10	14
NC State	36	40	76	ST	32	14	21	11

.ast FG - HPU 2nd-01:48, ST 2nd-00:01.
.arost lead - HPU bv 3 2nd-08:34, ST bv 7 1st-00:41.
Score tied - 13 times.
Lead changed - 14 times.

Game #12 - NC State vs. UNC Greensboro

Dec. 22, 2015 - PNC Arena



Game #13 - NC State vs. Northeastern
Dec. 29, 2015 - PNC Arena

Game #14 - NC State at Virginia Tech
Jan. 2, 2016 - Blacksburg, Va.

Game #15 - NC State vs. Louisville
Jan. 7, 2015 - PNC Arena

Game #16 - NC State at Wake Forest
Jan. 10, 2016 - Winston-Salem, N.C.

2015-16 NC State Team Game-by-Game

Opponent	Date	Score		Total		3-Pointers		Free throws		Rebounds				pf	a	t/o	blk	stl	pts	avg
				fg-fga	pct	3fg-fga	pct	ft-fa	pct	off	def	tot	avg							
WILLIAM & MARY	11/13/15	68-85	L	27-71	.380	6-22	.273	8-14	.571	16	22	38	38.0	17	15	10	5	8	68	68.0
SOUTH ALABAMA	11/15/15	88-70	W	29-57	.509	6-16	.375	24-34	.706	10	37	47	42.5	23	14	14	5	4	88	78.0
IUPUI	11/18/15	79-56	W	25-61	.410	6-19	.316	23-39	.590	20	32	52	45.7	17	11	11	8	3	79	78.3
vs Arizona State	11/23/15	76-79	L	26-58	.448	5-16	.313	19-28	.679	10	25	35	43.0	22	14	8	3	3	76	77.8
vs LSU	11/24/15	83-72	Wot	27-68	.397	6-17	.353	23-29	.793	16	38	54	45.2	11	18	14	2	6	83	78.8
WINTHROP	11/27/15	87-79	W	29-62	.468	4-12	.333	25-34	.735	13	28	41	44.5	21	15	9	6	4	87	80.2
MICHIGAN	12/1/15	59-66	L	19-58	.328	4-17	.235	17-24	.708	13	23	36	43.3	17	8	7	3	6	59	77.1
BUCKNELL	12/5/15	99-86	W	31-57	.544	9-17	.529	28-35	.800	16	24	40	42.9	13	13	14	6	6	99	79.9
at USF	12/13/15	65-46	W	25-68	.368	3-21	.143	12-21	.571	22	29	51	43.8	14	13	9	6	6	65	78.2
HIGH POINT	12/16/15	76-73	W	28-65	.431	7-19	.368	13-22	.591	20	24	44	43.8	14	7	9	6	5	76	78.0
NC State		780		266-625	.426	56-176	.318	192-280	.686	156	282	438	43.8	169	128	105	50	51	780	78.0
Opponents		712		255-630	.405	86-232	.371	116-162	.716	115	255	370	37.0	236	129	117	31	64	712	71.2

Games played: 10

Points/game: 78.0

FG Pct: 42.6

3FG Pct: 31.8

FT Pct: 68.6

Rebounds/game: 43.8

Assists/game: 12.8

Turnovers/game: 10.5

Assist/turnover ratio: 1.2

Steals/game: 5.1

Blocks/game: 5.0

2015-16 Opponent Team Game-by-Game

Opponent	Date	Score		Total		3-Pointers		Free throws		Rebounds				pf	a	t/o	blk	stl	pts	avg
				fg-fga	pct	3fg-fga	pct	ft-fa	pct	off	def	tot	avg							
WILLIAM & MARY	11/13/15	68-85	L	31-60	.517	9-22	.409	14-19	.737	11	31	42	42.0	17	16	14	2	10	85	85.0
SOUTH ALABAMA	11/15/15	88-70	W	23-73	.315	9-26	.346	15-25	.600	18	24	42	42.0	24	9	10	2	5	70	77.5
IUPUI	11/18/15	79-56	W	20-60	.333	9-25	.360	7-11	.636	10	27	37	40.3	34	9	13	2	6	56	70.3
vs Arizona State	11/23/15	76-79	L	29-68	.426	6-23	.261	15-21	.714	18	29	47	42.0	27	10	12	0	5	79	72.5
vs LSU	11/24/15	83-72	Wot	28-77	.364	11-33	.333	5-10	.500	12	29	41	41.8	23	17	12	5	9	72	72.4
WINTHROP	11/27/15	87-79	W	24-61	.393	12-28	.429	19-23	.826	10	24	34	40.5	27	11	13	4	5	79	73.5
MICHIGAN	12/1/15	59-66	L	24-48	.500	7-20	.350	11-13	.846	2	30	32	39.3	20	15	11	2	3	66	72.4
BUCKNELL	12/5/15	99-86	W	32-62	.516	13-27	.481	9-15	.600	7	14	21	37.0	24	22	9	3	9	86	74.1
at USF	12/13/15	65-46	W	18-61	.295	2-12	.167	8-11	.727	16	25	41	37.4	19	6	14	6	5	46	71.0
HIGH POINT	12/16/15	76-73	W	26-60	.433	8-16	.500	13-14	.929	11	22	33	37.0	21	14	9	5	7	73	71.2
Opponents		712		255-630	.405	86-232	.371	116-162	.716	115	255	370	37.0	236	129	117	31	64	712	71.2
NC State		780		266-625	.426	56-176	.318	192-280	.686	156	282	438	43.8	169	128	105	50	51	780	78.0

Games played: 10

Points/game: 71.2

FG Pct: 40.5

3FG Pct: 37.1

FT Pct: 71.6

Rebounds/game: 37.0

Assists/game: 12.9

Turnovers/game: 11.7

Assist/turnover ratio: 1.1

Steals/game: 6.4

Blocks/game: 3.1



2015-16 NC State Team Game Highs

POINTS	99	BUCKNELL (12/5/15)
	88	SOUTH ALABAMA (11/15/15)
	87	WINTHROP (11/27/15)
	83	vs LSU (11/24/15)
	79	IUPUI (11/18/15)
FIELD GOALS MADE	31	BUCKNELL (12/5/15)
	29	WINTHROP (11/27/15)
	29	SOUTH ALABAMA (11/15/15)
FIELD GOAL ATTEMPTS	71	WILLIAM & MARY (11/13/15)
	68	at USF (12/13/15)
	68	vs LSU (11/24/15)
FIELD GOAL PERCENTAGE	.544 (31-57)	BUCKNELL (12/5/15)
	.509 (29-57)	SOUTH ALABAMA (11/15/15)
3 PT FIELD GOALS MADE	9	BUCKNELL (12/5/15)
	7	HIGH POINT (12/16/15)
3 PT FG ATTEMPTS	22	WILLIAM & MARY (11/13/15)
	21	at USF (12/13/15)
3 PT FG PERCENTAGE	.529 (9-17)	BUCKNELL (12/5/15)
	.375 (6-16)	SOUTH ALABAMA (11/15/15)
FREE THROWS MADE	28	BUCKNELL (12/5/15)
	25	WINTHROP (11/27/15)
FREE THROW ATTEMPTS	39	IUPUI (11/18/15)
	35	BUCKNELL (12/5/15)
FREE THROW PERCENTAGE	.800 (28-35)	BUCKNELL (12/5/15)
	.793 (23-29)	vs LSU (11/24/15)
REBOUNDS	54	vs LSU (11/24/15)
	52	IUPUI (11/18/15)
ASSISTS	18	vs LSU (11/24/15)
	15	WINTHROP (11/27/15)
	15	WILLIAM & MARY (11/13/15)
STEALS	8	WILLIAM & MARY (11/13/15)
	6	at USF (12/13/15)
	6	BUCKNELL (12/5/15)
	6	MICHIGAN (12/1/15)
	6	vs LSU (11/24/15)
BLOCKED SHOTS	8	IUPUI (11/18/15)
	6	HIGH POINT (12/16/15)
	6	at USF (12/13/15)
	6	BUCKNELL (12/5/15)
	6	WINTHROP (11/27/15)
TURNOVERS	14	BUCKNELL (12/5/15)
	14	vs LSU (11/24/15)
	14	SOUTH ALABAMA (11/15/15)
FOULS	23	SOUTH ALABAMA (11/15/15)
	22	vs Arizona State (11/23/15)

2015-16 Opponent Team Game Highs

POINTS	86	BUCKNELL (12/5/15)
	85	WILLIAM & MARY (11/13/15)
	79	WINTHROP (11/27/15)
	79	vs Arizona State (11/23/15)
	73	HIGH POINT (12/16/15)
FIELD GOALS MADE	32	BUCKNELL (12/5/15)
	31	WILLIAM & MARY (11/13/15)
FIELD GOAL ATTEMPTS	77	vs LSU (11/24/15)
	73	SOUTH ALABAMA (11/15/15)
FIELD GOAL PERCENTAGE	.517 (31-60)	WILLIAM & MARY (11/13/15)
	.516 (32-62)	BUCKNELL (12/5/15)
3 PT FIELD GOALS MADE	13	BUCKNELL (12/5/15)
	12	WINTHROP (11/27/15)
3 PT FG ATTEMPTS	33	vs LSU (11/24/15)
	28	WINTHROP (11/27/15)
3 PT FG PERCENTAGE	.500 (8-16)	HIGH POINT (12/16/15)
	.481 (13-27)	BUCKNELL (12/5/15)
FREE THROWS MADE	19	WINTHROP (11/27/15)
	15	vs Arizona State (11/23/15)
	15	SOUTH ALABAMA (11/15/15)
FREE THROW ATTEMPTS	25	SOUTH ALABAMA (11/15/15)
	23	WINTHROP (11/27/15)
FREE THROW PERCENTAGE	.929 (13-14)	HIGH POINT (12/16/15)
	.846 (11-13)	MICHIGAN (12/1/15)
REBOUNDS	47	vs Arizona State (11/23/15)
	42	SOUTH ALABAMA (11/15/15)
	42	WILLIAM & MARY (11/13/15)
ASSISTS	22	BUCKNELL (12/5/15)
	17	vs LSU (11/24/15)
STEALS	10	WILLIAM & MARY (11/13/15)
	9	BUCKNELL (12/5/15)
	9	vs LSU (11/24/15)
BLOCKED SHOTS	6	at USF (12/13/15)
	5	HIGH POINT (12/16/15)
	5	vs LSU (11/24/15)
TURNOVERS	14	at USF (12/13/15)
	14	WILLIAM & MARY (11/13/15)
FOULS	34	IUPUI (11/18/15)
	27	WINTHROP (11/27/15)
	27	vs Arizona State (11/23/15)



2015-16 NC State Player Game Highs

Points	37	Barber, Anthony vs Winthrop (11/27/15)
	27	Rowan, Maverick vs Bucknell (12/5/15)
	26	Barber, Anthony vs High Point (12/16/15)
	24	Barber, Anthony vs Bucknell (12/5/15)
	22	Barber, Anthony vs Arizona State (11/23/15)
Field Goals Made	10	Barber, Anthony vs High Point (12/16/15)
	9	Rowan, Maverick vs Bucknell (12/5/15)
	9	Barber, Anthony vs Winthrop (11/27/15)
Field Goal Att.	22	Barber, Anthony vs High Point (12/16/15)
	20	Barber, Anthony at USF (12/13/15)
FG Pct (min 5 made)	.875 (7-8)	Any, BeeJay at USF (12/13/15)
	.700 (7-10)	Martin, Caleb vs South Alabama (11/15/15)
3-Point FG Made	5	Martin, Caleb vs Bucknell (12/5/15)
	5	Martin, Caleb vs William & Mary (11/13/15)
3-Point FG Att.	10	Rowan, Maverick vs High Point (12/16/15)
	10	Martin, Caleb vs LSU (11/24/15)
	10	Martin, Caleb vs William & Mary (11/13/15)
3-Pt FG Pct (min 2 made)	.667 (4-6)	Martin, Caleb vs South Alabama (11/15/15)
	.600 (3-5)	Barber, Anthony vs High Point (12/16/15)
Free Throws Made	19	Barber, Anthony vs Winthrop (11/27/15)
	12	Barber, Anthony vs LSU (11/24/15)
	12	Barber, Anthony vs Arizona State (11/23/15)
Free Throw Att.	22	Barber, Anthony vs Winthrop (11/27/15)
	14	Barber, Anthony vs Arizona State (11/23/15)
FT Pct (min 3 made)	1.000 (12-12)	Barber, Anthony vs LSU (11/24/15)
	1.000 (6-6)	Martin, Caleb vs Michigan (12/1/15)
	1.000 (4-4)	Martin, Cody vs Bucknell (12/5/15)
	1.000 (4-4)	Barber, Anthony vs Michigan (12/1/15)
	1.000 (4-4)	Martin, Caleb vs Winthrop (11/27/15)
	1.000 (3-3)	Rowan, Maverick vs William & Mary (11/13/15)
Rebounds	14	Abu, Abdul-Malik at USF (12/13/15)
	13	Freeman, Lennard vs Bucknell (12/5/15)
	13	Freeman, Lennard vs South Alabama (11/15/15)
Assists	8	Barber, Anthony vs Winthrop (11/27/15)
	8	Barber, Anthony vs Arizona State (11/23/15)
	8	Barber, Anthony vs South Alabama (11/15/15)
Steals	4	Martin, Cody vs LSU (11/24/15)
	4	Martin, Caleb vs William & Mary (11/13/15)
Blocked Shots	5	Any, BeeJay at USF (12/13/15)
	5	Any, BeeJay vs South Alabama (11/15/15)
Turnovers	5	Barber, Anthony vs South Alabama (11/15/15)
	4	Martin, Caleb vs LSU (11/24/15)
Fouls	5	Any, BeeJay vs Bucknell (12/5/15)
	5	Barber, Anthony vs Michigan (12/1/15)
	5	Any, BeeJay vs Winthrop (11/27/15)
	5	Any, BeeJay vs South Alabama (11/15/15)
Minutes	43	Barber, Anthony vs LSU (11/24/15)
	40	Barber, Anthony vs High Point (12/16/15)
	40	Barber, Anthony at USF (12/13/15)
	40	Barber, Anthony vs William & Mary (11/13/15)
	39	Barber, Anthony vs Winthrop (11/27/15)
	39	Rowan, Maverick vs LSU (11/24/15)
	39	Barber, Anthony vs South Alabama (11/15/15)

2015-16 Opponent Player Game Highs

Points	38	Gavin, Jimmy vs Winthrop (11/27/15)
	29	Hass, Chris vs Bucknell (12/5/15)
	25	Thomas, Zach vs Bucknell (12/5/15)
	22	HOLDER, Tra vs Arizona State (11/23/15)
	21	GOODMAN, Savon vs Arizona State (11/23/15)
Field Goals Made	10	Hass, Chris vs Bucknell (12/5/15)
	10	Gavin, Jimmy vs Winthrop (11/27/15)
Field Goal Att.	20	QUARTERMAN, Tim vs LSU (11/24/15)
	18	Hass, Chris vs Bucknell (12/5/15)
FG Pct (min 5 made)	.750 (6-8)	Robinson, Duncan vs Michigan (12/1/15)
	.727 (8-11)	Foulland, Nana vs Bucknell (12/5/15)
3-Point FG Made	7	Hass, Chris vs Bucknell (12/5/15)
	7	Gavin, Jimmy vs Winthrop (11/27/15)
3-Point FG Att.	14	Hass, Chris vs Bucknell (12/5/15)
	12	Gavin, Jimmy vs Winthrop (11/27/15)
3-Pt FG Pct (min 2 made)	1.000 (2-2)	Brown, John vs South Alabama (11/15/15)
	1.000 (2-2)	Burchfield, Connor vs William & Mary (11/13/15)
Free Throws Made	11	Gavin, Jimmy vs Winthrop (11/27/15)
	9	LeVert, Caris vs Michigan (12/1/15)
Free Throw Att.	12	Gavin, Jimmy vs Winthrop (11/27/15)
	10	LeVert, Caris vs Michigan (12/1/15)
FT Pct (min 3 made)	1.000 (4-4)	Mcintyre, Haiishen vs High Point (12/16/15)
	1.000 (4-4)	Johnson, Keon vs Winthrop (11/27/15)
	1.000 (3-3)	Lindauer, Anthony vs High Point (12/16/15)
Rebounds	16	GOODMAN, Savon vs Arizona State (11/23/15)
	14	SIMMONS, Ben vs LSU (11/24/15)
Assists	10	SIMMONS, Ben vs LSU (11/24/15)
	7	LeVert, Caris vs Michigan (12/1/15)
Steals	5	Tarpey, Terry vs William & Mary (11/13/15)
	3	Brown, Stephen vs Bucknell (12/5/15)
	3	Thomas, Zach vs Bucknell (12/5/15)
	3	SIMMONS, Ben vs LSU (11/24/15)
	3	SPIGHT, Andre vs Arizona State (11/23/15)
	3	O'Leary, Matt vs IUPUI (11/18/15)
Blocked Shots	4	Brown, John vs High Point (12/16/15)
	4	Okeke, Duby vs Winthrop (11/27/15)
Turnovers	5	Okeke, Duby vs Winthrop (11/27/15)
	4	COUSINS, Jaleel at USF (12/13/15)
	4	HOLDER, Tra vs Arizona State (11/23/15)
	4	Sheldon, Sean vs William & Mary (11/13/15)
	4	Dixon, Daniel vs William & Mary (11/13/15)
Fouls	5	Cooks, Xavier vs Winthrop (11/27/15)
	5	SIMMONS, Ben vs LSU (11/24/15)
	5	JUSTICE, Kodi vs Arizona State (11/23/15)
	5	Henderson, T.J. vs IUPUI (11/18/15)
	5	Hall, Evan vs IUPUI (11/18/15)
	5	Barksdale, Marcellus vs IUPUI (11/18/15)
	5	Marijan, Nikola vs South Alabama (11/15/15)
	5	Whitman, Jack vs William & Mary (11/13/15)





#0 Abdul-Malik Abu

F | 6-8 | 240 | So.

Boston, Mass. | Kimball Union Academy

* Has 4 career double-doubles

* No. 32 recruit by ESPN, 45 by Rivals in 2014 class

* Devout Muslim who observes Ramadan and prays multiple times daily

* Committed in Sept. 2013 after visiting mosque in Raleigh

2015-16 HIGHLIGHTS: Totaled 17 points, 6 rebounds and 4 assists in season opener vs. William & Mary (Nov. 13) ... Scored 14 points in win over South Alabama (Nov. 15) ... Had double-double (15 pts, 12 rebs) in win over LSU (Nov. 24) ... Grabbed career-high 14 rebounds at USF (Dec. 13).

2014-15 HIGHLIGHTS: A part-time starter, an explosive forward who improved as the season progressed ... Played 19.1 minutes per game and made 22 starts ... Averaged 6.4 points and 4.8 rebounds per game ... Ranked second on the team with 35 dunks ... Averaged 9.4 points per game in postseason ... Totaled 13 points and 12 rebounds in NCAA win over Villanova (March 21).

BEFORE STATE: No. 32 recruit nationally in ESPN 100, 45th by Rivals and the No. 11 power forward and four-star recruit by Scout.com ... Played first two seasons of prep basketball at Marblehead High School in Massachusetts ... Named 2014 NEPSAC Player of the Year and was a NEPSAC all-star pick ... Averaged 24.5 points and 10.5 rebounds during his final season ... Also played one season of varsity tennis and was girl's lacrosse manager for two years at Kimball ... Named 2013 EYBL MVP.

Opponent	FG	3FG	FT	O-D-Reb	PF	Pts	Ast	TO	Blk	Stl	Min
William & Mary (11/13)	* 8-16	0-0	1-2	3-3-6	3	17	4	1	0	1	30
South Alabama (11/15)	* 5-9	0-0	4-7	3-3-6	4	14	2	2	0	0	20
IUPUI (11/18)	* 4-9	0-0	6-11	3-6-9	1	14	1	2	2	0	31
vs. Arizona State (11/23)	* 5-10	0-0	0-0	2-1-3	4	10	2	1	1	0	24
vs. LSU (11/24)	* 6-14	0-0	3-6	3-9-12	1	15	1	1	0	0	29
Winthrop (11/27)	* 1-4	0-0	0-2	0-3-3	2	2	2	2	0	1	14
Michigan (12/1)	* 0-6	0-0	2-2	0-1-1	1	2	0	0	0	0	13
Bucknell (12/5)	* 3-5	0-0	5-7	2-7-9	1	11	0	2	0	1	24
at South Florida (12/13)	* 5-13	0-0	1-2	9-5-14	3	11	1	1	0	1	29
High Point (12/16)	* 5-8	0-0	3-4	5-4-9	2	13	0	3	2	1	23
at Missouri (12/19)											
UNCG (12/22)											
Northeastern (12/29)											
at Virginia Tech (1/2)											
Louisville (1/7)											
at Wake Forest (1/10)											
Florida State (1/13)											
at UNC (1/16)											
at Pittsburgh (1/19)											
Duke (1/23)											
Georgia Tech (1/27)											
Miami (1/30)											
at Florida St. (2/1)											
at Duke (2/6)											
Wake Forest (2/13)											
at Virginia (2/15)											
Clemson (2/20)											
UNC (2/24)											
at Syracuse (2/27)											
Boston Coll. (3/2)											
at Notre Dame (3/5)											

Career/Season Highs

Minutes

Career: 31, vs. Villanova (3/21/15)

2015-16: 30, vs. William & Mary (11/13/15)

Points

Career: 19, at Miami (1/22/15)

2015-16: 17, vs. William & Mary (11/13/15)

Rebounds

Career: 14, at USF (12/13/15)

2015-16: Same

Assists

Career: 4, vs. William & Mary (11/13/15)

2015-16: Same

Field Goals Made

Career: 9, at Miami (1/22/15)

2015-16: 8, vs. William & Mary (11/13/15)

Field Goal Attempts

Career: 16, vs. William & Mary (11/13/15)

2015-16: Same

3-point Field Goals

Career: 1, vs. West Virginia (12/20/14)

2015-16: 0

3-point Attempts

Career: 1 (5x), last vs. Syracuse (3/7/15)

2015-16: 0

Free Throws Made

Career: 6, vs. IUPUI (11/18/15)

2015-16: Same

Free Throw Attempts

Career: 11, vs. IUPUI (11/18/15)

2015-16: Same

Steals

Career: 1 (8x), last at USF (12/13/15)

2015-16: 1 (4x), last at USF (12/13/15)

Blocks

Career: 2 (5x), last vs. High Point (12/16/15)

2015-16: 2 (2x), last vs. High Point (12/16/15)

NC State When Abu...

	Season	Career
Double-Figure Scoring	6-2	10-6
Double-Figure Rebounds	2-0	4-1
Double-Double	2-0	3-1
Leads NCSU in Points	0-0	0-0
Leads NCSU in Rebs	4-1	8-4
20+ Point Games	0-0	0-0
30+ Point Games	0-0	0-0

ABU CAREER STATS

Year	GP-GS	Min	Avg	FG-FGA	Pct	3FG-FGA	Pct	FT-FTA	Pct	Off-Def	Tot-Avg	PF-FO	A	TO	Blk	Stl	Pts	Avg
2014-15	36-22	686	19.1	87-186	.468	1-5	.200	54-96	.563	68-104	172-4.8	79-3	22	35	18	6	229	6.4
2015-16	10-10	237	23.7	42-94	.447	0-0	.000	25-43	.581	30-42	72-7.2	22-0	13	15	5	5	109	10.9
TOTALS	46-32	923	20.1	129-280	.461	1-5	.200	79-139	.568	98-146	244-5.3	101-3	35	50	23	11	338	7.3



#1 Lennard Freeman

F | 6-9 | 250 | Jr.
Washington, D.C. | Oak Hill Academy (Va.)

- * Had 14-inch rod inserted into his shin during the spring
- * Led Wolfpack in rebounding last season
- * Pack is 11-0 when he grabs 10 rebounds or more
- * Pack was 11-1 when he played 24+ minutes last season

2015-16 HIGHLIGHTS: Team's leading rebounder ... Tied career high with 13 rebounds in win over South Alabama (Nov. 15) ... Had 9 points and team-best 10 rebounds vs. Winthrop (Nov. 27) ... Posted double-double of 10 points, 13 rebounds vs. Bucknell (Dec. 5).

2014-15 HIGHLIGHTS: Led team and ranked 21st in ACC with 5.6 rebounds per game ... Tied career high with 13 rebounds with nine points vs. Hofstra (Nov. 17) ... Had second career double-double with 10 points and 12 rebounds vs. Jacksonville (Nov. 20) ... Pulled in 11 rebounds vs. Wake Forest (Dec. 6) ... Totaled seven points and six rebounds at Florida State (Jan. 17) ... Scored nine points with six rebounds vs. Pitt (March 11) ... Was key figure in NCAA win, posting double-double of 11 points and 12 rebounds in victory over Villanova (March 21).

2013-14 HIGHLIGHTS: Averaged 4.0 points and 5.7 rebounds per game ... Stood second on team with 127 defensive rebounds ... Posted first career double-double with 10 points and 10 rebounds against Northwestern (Dec. 4) ... Recorded a career-high 13 rebounds against Long Beach St. (Dec. 7) ... Finished with a career-high 13 points on 5-of-6 shooting against Duke in ACC semifinal (March 15) ... Grabbed 9 rebounds in 36 minutes of action vs. Saint Louis in NCAA Second Round (March 20).

Opponent	FG	3FG	FT	O-D-Reb	PF	Pts	Ast	TO	Blk	Stl	Min
William & Mary (11/13)	* 0-0	0-0	0-0	1-3-4	1	0	1	0	0	0	13
South Alabama (11/15)	* 2-5	0-0	1-2	2-11-13	4	5	1	3	0	0	29
IUPUI (11/18)	* 3-3	0-0	1-3	3-3-6	2	7	0	2	1	0	22
vs. Arizona State (11/23)	* 1-3	0-0	1-2	3-2-5	3	3	2	0	0	0	29
vs. LSU (11/24)	* 1-2	0-0	2-2	3-1-4	3	4	1	2	0	0	19
Winthrop (11/27)	* 4-7	0-0	1-4	3-7-10	2	9	1	0	0	0	31
Michigan (12/1)	* 0-3	0-0	0-0	4-2-6	1	0	1	0	0	1	20
Bucknell (12/5)	3-6	0-0	4-6	5-8-13	0	10	2	2	0	2	29
at South Florida (12/13)	2-3	0-0	1-2	5-3-8	1	5	1	0	0	1	25
High Point (12/16)	2-3	0-0	0-0	2-3-5	4	4	0	1	0	0	12
at Missouri (12/19)											
UNCG (12/22)											
Northeastern (12/29)											
at Virginia Tech (1/2)											
Louisville (1/7)											
at Wake Forest (1/10)											
Florida State (1/13)											
at UNC (1/16)											
at Pittsburgh (1/19)											
Duke (1/23)											
Georgia Tech (1/27)											
Miami (1/30)											
at Florida St. (2/1)											
at Duke (2/6)											
Wake Forest (2/13)											
at Virginia (2/15)											
Clemson (2/20)											
UNC (2/24)											
at Syracuse (2/27)											
Boston Coll. (3/2)											
at Notre Dame (3/5)											

Career/Season Highs	
Minutes	
Career: 37, vs. Long Beach St. (12/7/13)	
2015-16: 31, vs. Winthrop (11/27/15)	
Points	
Career: 13, vs. Duke (3/14/14)	
2015-16: 10, vs. Bucknell (12/5/15)	
Rebounds	
Career: 13 (4x), last vs. Bucknell (12/5/15)	
2015-16: 13 (2x), last vs. Bucknell (12/5/15)	
Assists	
Career: 2 (11x), last vs. Bucknell (12/5/15)	
2015-16: 2 (2x), last vs. Bucknell (12/5/15)	
Field Goals Made	
Career: 5 (3x), last vs. Villanova (3/21/15)	
2015-16: 4, vs. Winthrop (11/27/15)	
Field Goal Attempts	
Career: 10, vs. Jacksonville (11/20/14)	
2015-16: 7, vs. Winthrop (11/27/15)	
3-point Field Goals Made	
Career: 0	
2015-16: 0	
3-point Attempts	
Career: 0	
2015-16: 0	
Free Throws Made	
Career: 4 (3x), last vs. Bucknell (12/5/15)	
2015-16: 4, vs. Bucknell (12/5/15)	
Free Throw Attempts	
Career: 8, vs. Wake Forest (12/6/14)	
2015-16: 6, vs. Bucknell (12/5/15)	
Steals	
Career: 2 (5x), last vs. Bucknell (12/5/15)	
2015-16: 2, vs. Bucknell (12/5/15)	
Blocks	
Career: 2 (2x), last vs. Villanova (3/21/15)	
2015-16: 1, vs. IUPUI (11/18/15)	

NC State When Freeman...		
	Season	Career
Double-Figure Scoring	1-0	5-1
Double-Figure Rebounds	3-0	11-0
Double-Double	1-0	4-0
Leads NCSU in Points	0-0	0-0
Leads NCSU in Rebs	3-0	17-3
20+ Point Games	0-0	0-0
8+ Rebound Games	4-0	20-3

FREEMAN CAREER STATS																		
Year	GP-GS	Min	Avg	FG-FGA	Pct	3FG-FGA	Pct	FT-FTA	Pct	Off-Def	Tot-Avg	PF-FO	A	TO	Blk	Stl	Pts	Avg
2013-14	35-11	811	23.2	55-107	.514	0-0	.000	31-69	.449	72-127	199-5.7	61-1	21	17	9	16	141	4.0
2014-15	35-21	681	19.5	51-114	.447	0-0	.000	24-48	.500	70-127	197-5.6	63-1	19	23	7	9	126	3.6
2015-16	10-7	229	22.9	18-35	.514	0-0	.000	11-21	.524	31-43	74-7.4	21-0	10	10	1	4	47	4.7
Totals	80-39	1721	21.5	124-256	.484	0-0	.000	66-138	.478	173-297	470-5.9	144-2	50	50	17	29	314	3.9



#3 Terry Henderson

G | 6-5 | 195 | R-Jr.

Raleigh, N.C. | Neuse Christian (West Va.)

- * Injured his ankle after 7 minutes of play in season opener
- * Averaged 9.8 ppg in 2 seasons at West Virginia
- * Shot .387 (89-230) from 3-pt range at WVU
- * Explosive athlete, with 42-inch approach vertical leap
- * Was an AAU teammate of TJ Warren for Garner Road team

* Expected to miss another month with torn ligaments in right ankle

Before State: Played two seasons at West Virginia, appearing in 58 games and starting 28 times ... Averaged 9.8 points and 2.7 rebounds while playing 23.4 minutes per game ... Made 89 treys in two seasons and shot .816 at the free throw line.

2013-14 - Sophomore Season: Played in 28 games, starting 17 contests ... Averaged 11.7 points and 2.9 rebounds per game ... Scored in double figures 18 times.

2012-13 - Freshman Season: Played in 30 games, starting 11 times ... Averaged 8.0 points and 2.4 rebounds per game ... Ranked second on the team with 42 made 3-pointers.

Opponent	FG	3FG	FT	O-D-Reb	PF	Pts	Ast	TO	Blk	Stl	Min
William & Mary (11/13) *	0-3	0-1	0-0	1-0-1	1	0	0	1	0	0	7
South Alabama (11/15)					--DNP--						
IUPUI (11/18)					--DNP--						
vs. Arizona State (11/23)					--DNP--						
vs. LSU (11/24)					--DNP--						
Winthrop (11/27)					--DNP--						
Michigan (12/1)					--DNP--						
Bucknell (12/5)					--DNP--						
at South Florida (12/13)					--DNP--						
High Point (12/16)					--DNP--						
at Missouri (12/19)											
UNCG (12/22)											
Northeastern (12/29)											
at Virginia Tech (1/2)											
Louisville (1/7)											
at Wake Forest (1/10)											
Florida State (1/13)											
at UNC (1/16)											
at Pittsburgh (1/19)											
Duke (1/23)											
Georgia Tech (1/27)											
Miami (1/30)											
at Florida St. (2/1)											
at Duke (2/6)											
Wake Forest (2/13)											
at Virginia (2/15)											
Clemson (2/20)											
UNC (2/24)											
at Syracuse (2/27)											
Boston Coll. (3/2)											
at Notre Dame (3/5)											

Career/Season Highs

Minutes

Career: 44, vs. Oklahoma (2/5/14)
2015-16: 7, vs. William & Mary (11/13/15)

Points

Career: 28, vs. Texas Tech (1/6/14)
2015-16: 0

Rebounds

Career: 7 (2x), last vs. TCU (1/4/14)
2015-16: 1, vs. William & Mary (11/13/15)

Assists

Career: 4 (2x), last at Oklahoma State (1/25/14)
2015-16: 0

Field Goals Made

Career: 10, vs. Texas Tech (1/6/14)
2015-16: 0

Field Goal Attempts

Career: 17, vs. Texas (1/13/14)
2015-16: 3, vs. William & Mary (11/13/15)

3-point Field Goals Made

Career: 6 (2x), last at Kansas (3/2/13)
2015-16: 0

3-point Attempts

Career: 11, vs. Oklahoma (1/5/13)
2015-16: 1, vs. William & Mary (11/13/15)

Free Throws Made

Career: 6 (3x), last at Oklahoma State (1/25/14)
2015-16: 0

Free Throw Attempts

Career: 8, at Oklahoma State (1/25/14)
2015-16: 0

Steals

Career: 3 (2x), last vs. William & Mary (12/29/13)
2015-16: 0

Blocks

Career: 3, vs. Oklahoma State (1/11/14)
2015-16: 0

NC State When Henderson...

	Season	Career
Double-Figure Scoring	0-0	0-0
Double-Figure Rebounds	0-0	0-0
Double-Double	0-0	0-0
Leads NCSU in Points	0-0	0-0
Leads NCSU in Rebs	0-0	0-0
20+ Point Games	0-0	0-0
30+ Point Games	0-0	0-0

HENDERSON CAREER STATS

Year	GP-GS	Min	Avg	FG-FGA	Pct	3FG-FGA	Pct	FT-FTA	Pct	Off-Def	Tot-Avg	PF-FO	A	TO	Blk	Stl	Pts	Avg
2012-13 (at WVU)	30-11	604	20.1	80-183	.437	42-105	.400	37-48	.771	34-39	73-2.4	33-0	25	27	6	17	239	8.0
2013-14 (at WVU)	28-17	756	27.0	112-255	.439	47-125	.376	56-66	.848	32-49	81-2.9	39-1	31	30	16	21	327	11.7
2015-16	1-1	7	7.0	0-3	.000	0-1	.000	0-0	.000	1-0	1-1.0	1-0	1	0	0	0	0	0.0
TOTALS	59-29	1367	23.2	192-441	.435	89-231	.386	93-114	.816	67-88	155-2.7	73-1	57	57	22	38	566	9.7



#12 Anthony 'Cat' Barber

G | 6-2 | 190 | Jr.

Newport News, Va. | Hampton

- * ACC Player of the Week (Nov. 30)
- * 2nd Team Preseason All-ACC
- * Career-high 37 points vs. Winthrop
- * 2015 2nd Team All-ACC Tournament
- * 2013 McDonald's All-American
- * Coach Gottfried calls him one of the best on-the-ball defenders he has coached

2015-16 HIGHLIGHTS: 2nd Team Preseason All-ACC ... Voted ACC Player of the Week (Nov. 30) ... Legends Classic All-Tournament Team ... Shooting 86.1% at the foul line ... Had near triple-double (17 points, 12 rebounds, 8 assists) vs. South Alabama (Nov. 15) ... Scored 20 points, with 7 rebounds and 7 assists in win over LSU (Nov. 24) ... Led Pack with 19 points and 6 assists in win at USF (Dec. 13) ... Scored 26 points and made buzzer-beating 3-pointer at buzzer vs. High Point (Dec. 16).

2014-15 HIGHLIGHTS: Played in 35 games, starting 33 ... Averaged 12.1 points and team-best 3.7 assists while shooting .380 from 3-point range ... Shot .733 at the foul line and grabbed 3.3 rebounds per game ... In the last 14 games of the season, averaged 15.3 points, 4.0 assists and shot .431 from 3-point range ... Exploded for 28 points with 4 assists, 4 rebounds and 4 treys at Wake Forest (Feb. 3) ... Scored 21 points in win over Louisville, causing Rick Pitino to say he 'dominated the game' (Feb. 14) ... Poured in 34 points and made all 12 of his foul shots in win over Pittsburgh (March 11).

BEFORE STATE: One of top players in 2013 class, appearing on the rankings board published by ESPN (11), Scout.com (9) and Rivals.com (9) ... Totaled 11 points and 4 assists in the 2013 McDonald's All-American Game.

Opponent	FG	3FG	FT	O-D-Reb	PF	Pts	Ast	TO	Blk	Stl	Min
William & Mary (11/13)	* 4-16	0-3	3-4	3-2-5	2	11	6	1	0	1	40
South Alabama (11/15)	* 3-11	0-1	11-12	2-10-12	3	17	8	5	0	1	39
IUPUI (11/18)	* 5-16	0-1	9-11	0-4-4	3	19	3	2	1	0	37
vs. Arizona St. (11/23)	* 5-13	0-2	12-14	0-6-6	4	22	8	2	0	0	37
vs. LSU (11/24)	* 4-12	0-0	12-12	0-7-7	0	20	7	1	0	1	43
Winthrop (11/27)	* 9-19	0-0	19-22	1-3-4	2	37	8	3	0	0	39
Michigan (12/1)	* 6-13	0-1	4-4	1-2-3	5	16	4	1	0	0	36
Bucknell (12/5)	* 8-17	0-1	8-10	0-1-1	4	24	2	2	0	0	29
at South Florida (12/13)	* 6-20	1-5	6-8	2-5-7	0	19	6	3	0	1	40
High Point (12/16)	* 10-22	3-5	3-4	1-4-5	2	26	6	0	0	0	40
at Missouri (12/19)											
UNCG (12/22)											
Northeastern (12/29)											
at Virginia Tech (1/2)											
Louisville (1/7)											
at Wake Forest (1/10)											
Florida State (1/13)											
at UNC (1/16)											
at Pittsburgh (1/19)											
Duke (1/23)											
Georgia Tech (1/27)											
Miami (1/30)											
at Florida St. (2/1)											
at Duke (2/6)											
Wake Forest (2/13)											
at Virginia (2/15)											
Clemson (2/20)											
UNC (2/24)											
at Syracuse (2/27)											
Boston Coll. (3/2)											
at Notre Dame (3/5)											

Career/Season Highs

Minutes

Career: 45, at Georgia Tech (1/31/15)
2015-16: 43, vs. LSU (11/24/15)

Points

Career: 37, vs. Winthrop (11/27/15)
2015-16: Same

Rebounds

Career: 12, vs. South Alabama (11/15/15)
2015-16: Same

Assists

Career: 8 (5x), last vs. Winthrop (11/27/15)
2015-16: 8 (3x), last vs. Winthrop (11/27/15)

Field Goals Made

Career: 11, at Wake Forest (2/3/15)
2015-16: 10, vs. High Point (12/16/15)

Field Goal Attempts

Career: 22, vs. High Point (12/16/15)
2015-16: Same

3-point Field Goals Made

Career: 4 (3x), last vs. Pittsburgh (3/11/15)
2015-16: 3, vs. High Point (12/16/15)

3-point Attempts

Career: 8, at Wake Forest (2/3/15)
2015-16: 5 (2x), last vs. High Point (12/16/15)

Free Throws Made

Career: 19, vs. Winthrop (11/27/15)
2015-16: Same

Free Throw Attempts

Career: 22, vs. Winthrop (11/27/15)
2015-16: Same

Steals

Career: 3 (2x), last vs. Syracuse (3/7/15)
2015-16: 1 (3x), last vs. LSU (11/24/15)

Blocks

Career: 1 (2x), last vs. IUPUI (11/18/15)
2015-16: 1, vs. IUPUI (11/18/15)

NC State When Barber...

	Season	Career
Double-Figure Scoring	7-3	34-11
Double-Figure Rebounds	1-0	1-0
Double-Double	1-0	1-0
Leads NCSU in Points	5-1	12-4
Leads NCSU in Rebs	0-1	0-1
20+ Point Games	4-1	7-3
7+ Assists	3-1	6-2

BARBER CAREER STATS

Year	GP-GS	Min	Avg	FG-FGA	Pct	3FG-FGA	Pct	FT-FTA	Pct	Off-Def	Tot-Avg	PF-FO	A	TO	Blk	Stl	Pts	Avg
2013-14	36-18	871	24.2	108-269	.401	12-46	.261	78-112	.696	14-58	72-2.0	59-0	126	62	1	21	306	8.5
2014-15	35-33	1108	31.7	144-328	.439	27-71	.380	110-150	.733	30-86	116-3.3	68-0	130	73	0	28	425	12.1
2015-16	10-10	380	38.0	60-159	.377	4-19	.211	87-101	.861	10-44	54-5.4	25-1	58	20	1	4	211	21.1
TOTALS	81-61	2359	29.1	312-756	.413	43-136	.316	275-363	.758	54-188	242-3.0	152-1	314	155	2	53	942	11.6



#14 Caleb Martin

F | 6-7 | 215 | So.

Mocksville, N.C. | Oak Hill Academy [Va.]

- * No. 62 recruit by ESPN, No. 60 by Rivals, No. 46 by Scout
- * Gained 15 pounds of muscle in offseason
- * Changed mechanics of his jumper in offseason, shooting more centered and to right of his face
- * Had surgery on foot in June 2014
- * Just 1 minute younger than twin brother Cody

2014-15 HIGHLIGHTS: Has made 28 of the team's 56 shots from 3-pt range ... Scored 21 points and made 5 treys in season opener vs. William & Mary (Nov. 13) ... Scored 19 points on 7-for-10 shooting in win over South Alabama (Nov. 15) ... Scored 16 points with 9 rebounds in win over LSU (Nov. 24) ... Led Pack with 19 points and 7 rebounds vs. Michigan (Dec. 1).

2014-15 HIGHLIGHTS: Voted ACC Freshman of the Week on Dec. 15 ... Averaged 4.8 points per game while playing 16.9 minutes ... Broke out for 15 points on 6-for-10 shooting vs. Jacksonville (Nov. 20) ... Made 1st career start and scored 17 points with 7 rebounds vs. CSU (Dec. 12) ... Scored 12 points in 32 minutes vs. Notre Dame (Jan. 25) ... Grabbed career-high 10 rebounds at Louisville (Feb. 14).

BEFORE STATE: No. 62 recruit nationally in ESPN 100, 60th by Rivals and the No. 46 recruit by Scout.com ... Led Oak Hill to 41-4 record and a runner-up finish in the Dick's Sporting Goods High School National Tournament ... Selected to all-tournament team at national tournament ... Won Oak Hill's individual 3-point shooting award.

Opponent	FG	3FG	FT	O-D-Reb	PF	Pts	Ast	TO	Blk	Stl	Min
William & Mary (11/13)	* 8-17	5-10	0-0	2-1-3	2	21	2	3	2	4	38
South Alabama (11/15)	* 7-10	4-6	1-1	0-6-6	2	19	0	2	0	0	37
IUPUI (11/18)	* 5-15	2-8	3-5	3-4-7	3	15	2	1	1	1	35
vs. Arizona St. (11/23)	* 4-11	3-7	1-2	0-2-2	4	12	2	2	0	2	36
vs. LSU (11/24)	* 6-18	4-10	0-0	0-9-9	2	16	3	4	1	1	37
Winthrop (11/27)	* 3-8	1-6	4-4	1-4-5	4	11	1	1	1	1	37
Michigan (12/1)	* 5-12	3-9	6-6	3-4-7	2	19	1	1	0	1	38
Bucknell (12/5)	* 7-12	5-9	2-2	0-0-0	2	21	4	2	1	1	34
at South Florida (12/13)	* 1-10	1-7	0-0	0-5-5	1	3	2	2	1	0	34
High Point (12/16)	* 2-6	0-4	0-3	2-2-4	2	4	0	1	0	0	33
at Missouri (12/19)											
UNCG (12/22)											
Northeastern (12/29)											
at Virginia Tech (1/2)											
Louisville (1/7)											
at Wake Forest (1/10)											
Florida State (1/13)											
at UNC (1/16)											
at Pittsburgh (1/19)											
Duke (1/23)											
Georgia Tech (1/27)											
Miami (1/30)											
at Florida St. (2/1)											
at Duke (2/6)											
Wake Forest (2/13)											
at Virginia (2/15)											
Clemson (2/20)											
UNC (2/24)											
at Syracuse (2/27)											
Boston Coll. (3/2)											
at Notre Dame (3/5)											

Career/Season Highs

Minutes

Career: 38 (2x), last vs. Michigan (12/1/15)
2015-16: Same

Points

Career: 21 (2x), last vs. Bucknell (12/5/15)
2015-16: Same

Rebounds

Career: 10, at Louisville (2/14/15)
2015-16: 9, vs. LSU (11/24/15)

Assists

Career: 4, vs. Bucknell (12/5/15)
2015-16: Same

Field Goals Made

Career: 8, vs. William & Mary (11/13/15)
2015-16: Same

Field Goal Attempts

Career: 18, vs. LSU (11/24/15)
2015-16: Same

3-point Field Goals

Career: 5 (2x), last vs. Bucknell (12/5/15)
2015-16: Same

3-point Attempts

Career: 10 (2x), last vs. LSU (11/24/15)
2015-16: Same

Free Throws Made

Career: 6, vs. Michigan (12/1/15)
2015-16: Same

Free Throw Attempts

Career: 6 (2x), last vs. Michigan (12/1/15)
2015-16: 6, vs. Michigan (12/1/15)

Steals

Career: 4, vs. William & Mary (11/13/15)
2015-16: Same

Blocks

Career: 2 (3x), last vs. William & Mary (11/13/15)
2015-16: 2, vs. William & Mary (11/13/15)

NC State When Caleb Martin...

	Season	Career
Double-Figure Scoring	5-3	7-4
Double-Figure Rebounds	0-0	1-0
Double-Double	0-0	0-0
Leads NCSU in Points	1-2	3-2
Leads NCSU in Rebs	0-1	2-4
20+ Point Games	1-1	1-1
Makes 4+ 3FGs	3-1	4-1

CALEB MARTIN CAREER STATS

Year	GP-GS	Min	Avg	FG-FGA	Pct	3FG-FGA	Pct	FT-FTA	Pct	Off-Def	Tot-Avg	PF-FO	A	TO	Blk	Stl	Pts	Avg
2014-15	36-1	598	16.6	53-149	.356	25-82	.305	41-59	.695	26-77	103-2.9	40-1	26	24	12	11	172	4.8
2015-16	10-10	359	35.9	48-119	.403	28-76	.368	17-23	.739	11-37	48-4.8	24-0	17	19	7	11	141	14.1
TOTALS	46-11	957	20.8	101-268	.377	53-158	.335	58-82	.707	37-114	151-3.3	64-1	43	43	19	22	313	6.8



#15 Cody Martin

F | 6-7 | 210 | So.

Mocksville, N.C. | Oak Hill Academy [Va.]

* Being used as undersized '4' and backup point guard

* Packed on 10 pounds of muscle in the offseason

* Boasts 40-inch approach vertical leap

* Is 1 minute older than twin brother Caleb

2015-16 HIGHLIGHTS: Playing 22.9 minutes per game and shooting .522 from 2-point range ... Averaged 12.0 points and 7.5 rebounds while being ill in 2 games in Brooklyn ... Shooting .714 at foul line after .529 last year ... Posted career highs of 14 points and 10 rebounds in win over LSU (Nov. 24).

2014-15 HIGHLIGHTS: Appeared in 18 games, playing 11.1 minutes per contest ... Scored 4 points in 8 minutes during NC State debut vs. Jackson State (Nov. 14) ... Scored 6 points and passed 5 assists vs. Duke (Jan. 11) ... Totaled 10 points, 6 rebounds and 4 assists vs. Notre Dame (Jan. 25).

BEFORE STATE: No. 91 recruit nationally in ESPN 100 and 81st by Rivals ... Played one season at Oak Hill Academy for coach Steve Smith after three seasons at Davie County High School in North Carolina ... Led Oak Hill to 41-4 record and a runner-up finish in the Dick's Sporting Goods High School National Tournament ... Picked as 2014 Team MVP for Oak Hill.

Opponent	FG	3FG	FT	O-D-Reb	PF	Pts	Ast	TO	Blk	Stl	Min
William & Mary (11/13)	0-3	0-0	0-0	2-3-5	2	0	2	2	1	0	16
South Alabama (11/15)	3-5	0-1	2-2	1-1-2	1	8	0	0	0	1	19
IUPUI (11/18)	1-1	0-0	2-3	2-2-4	1	4	4	1	0	0	16
vs. Arizona St. (11/23)	4-6	0-1	2-3	1-4-5	3	10	0	1	0	1	19
vs. LSU (11/24)	6-10	0-0	2-3	6-4-10	2	14	4	2	1	4	37
Winthrop (11/27)	3-8	0-0	1-2	2-3-5	2	7	2	0	1	1	26
Michigan (12/1)	3-7	0-0	2-4	0-2-2	1	8	1	0	0	1	28
Bucknell (12/5)	1-3	0-0	4-4	4-4-8	1	6	4	2	2	0	28
at South Florida (12/13)	2-2	0-0	0-2	0-3-3	2	4	0	1	0	2	15
High Point (12/16)	1-3	0-0	3-4	2-1-3	1	5	0	0	0	2	25
at Missouri (12/19)											
UNCG (12/22)											
Northeastern (12/29)											
at Virginia Tech (1/2)											
Louisville (1/7)											
at Wake Forest (1/10)											
Florida State (1/13)											
at UNC (1/16)											
at Pittsburgh (1/19)											
Duke (1/23)											
Georgia Tech (1/27)											
Miami (1/30)											
at Florida St. (2/1)											
at Duke (2/6)											
Wake Forest (2/13)											
at Virginia (2/15)											
Clemson (2/20)											
UNC (2/24)											
at Syracuse (2/27)											
Boston Coll. (3/2)											
at Notre Dame (3/5)											

Career/Season Highs

Minutes

Career: 37, vs. LSU (11/24/15)

2015-16: Same

Points

Career: 14, vs. LSU (11/24/15)

2015-16: Same

Rebounds

Career: 10, vs. LSU (11/24/15)

2015-16: Same

Assists

Career: 5, vs. Duke (1/11/15)

2015-16: 4 (3x), last vs. Bucknell (12/5/15)

Field Goals Made

Career: 6, vs. LSU (11/24/15)

2015-16: Same

Field Goal Attempts

Career: 10, vs. LSU (11/24/15)

2015-16: Same

3-point Field Goals

Career: 0

2015-16: 0

3-point Attempts

Career: 3, vs. Notre Dame (1/25/15)

2015-16: 1 (2x), last vs. Arizona State (11/23/15)

Free Throws Made

Career: 4, vs. Bucknell (12/5/15)

2015-16: Same

Free Throw Attempts

Career: 4 (3x), last vs. High Point (12/16/15)

2015-16: Same

Steals

Career: 4, vs. LSU (11/24/15)

2015-16: Same

Blocks

Career: 2, vs. Bucknell (12/5/15)

2015-16: Same

NC State When Cody Martin...

	Season	Career
Double-Figure Scoring	1-1	1-2
Double-Figure Rebounds	1-0	1-0
Double-Double	1-0	1-0
Leads NCSU in Points	0-0	0-0
Leads NCSU in Rebs	0-0	0-1
20+ Point Games	0-0	0-0
Plays 24+ Minutes	4-1	4-2

CODY MARTIN CAREER STATS

Year	GP-GS	Min	Avg	FG-FGA	Pct	3FG-FGA	Pct	FT-FTA	Pct	Off-Def	Tot-Avg	PF-FO	A	TO	Blk	Stl	Pts	Avg
2014-15	19-3	216	11.4	28-59	.475	0-7	.000	9-17	.529	17-21	38-2.0	36-2	23	18	6	9	65	3.4
2015-16	10-0	229	22.9	24-48	.500	0-2	.000	18-27	.667	20-27	47-4.7	16-0	17	9	5	12	66	6.6
TOTALS	29-3	445	15.3	52-107	.486	0-9	.000	27-44	.614	37-48	85-2.9	52-2	40	27	11	21	131	4.5



#21 BeeJay Anya

F | 6-9 | 285 | Jr.

Washington, D.C. | DeMatha Catholic

* ACC 6th Man of the Year (Media)

* ACC All-Defensive Team (Media & Coaches)

* Leading ACC in blocks per game

* Lost 70 pounds since enrolling at NC State

* 2nd in NC State history in career blocked shots

* Has 7-9 wingspan, 2nd longest ever recorded by

NBA Draft Express database

2015-16 HIGHLIGHTS: Shooting .742 from the floor with 10 dunks ... Current ACC leader in blocked shots ... Career ACC leader with 168 blocks ... Has blocked multiple shots in every game except for one ... Blocked 5 shots vs. USA (Nov. 15) ... Blocked 4 shots vs. Winthrop (Nov. 27) ... Scored career-high 17 points and blocked 5 shots at USF (Dec. 13) ... Grabbed 7 rebounds and blocked 4 shots vs. High Point (Dec. 16).

2014-15 HIGHLIGHTS: ACC 6th Man of the Year and ACC All-Defensive Team ... Led ACC with 2.53 blocks per game ... Had 91 blocked shots, 2nd on NC State's single-season list ... Led team with 39 dunks ... Broke school record with 10 blocks and added 7 points and 8 rebounds vs. Jacksonville (Nov. 20) ... Blocked 5 shots vs. USF (Nov. 23) ... Blocked 5 shots in 11 minutes vs. Wake Forest (Dec. 6) ... Scored 14 points and blocked 4 shots vs. Duke (Jan. 11) ... Blocked 6 shots in win at North Carolina (Feb. 24) ... Made game-winning shot with 0.1 seconds left in NCAA tourney vs. LSU (March 19).

2013-14 Highlights: Played 11.8 minutes per game ... Stood 10th in ACC in blocked shots ... Shot .587 from the floor ... Third on the team with 13 dunks ... Played 24 minutes with 5 blocks at Tennessee (Dec. 18) ... Had 5 blocked shots in win over ECU (Dec. 21) ... Scored 10 points against North Carolina (Feb. 26).

Opponent	FG	3FG	FT	O-D-Reb	PF	Pts	Ast	TO	Blk	Stl	Min
William & Mary (11/13)	1-1	0-0	1-5	0-6-6	2	3	0	0	2	1	22
South Alabama (11/15)	3-4	0-0	2-6	1-4-5	5	8	3	2	5	1	25
IUPUI (11/18)	1-1	0-0	1-3	0-5-5	3	3	0	1	3	2	21
vs. Arizona St. (11/23)	2-4	0-0	1-2	4-2-6	3	5	0	1	2	0	20
vs. LSU (11/24)	1-1	0-0	2-4	1-2-3	2	4	0	0	0	0	21
Winthrop (11/27)	2-3	0-0	0-0	1-1-2	5	4	0	2	4	1	19
Michigan (12/1)	4-5	0-0	1-6	2-5-7	2	9	0	2	3	0	28
Bucknell (12/5)	0-0	0-0	0-0	2-0-2	5	0	0	2	3	0	21
at South Florida (12/13)	7-8	0-0	3-6	2-5-7	3	17	1	2	5	1	24
High Point (12/16)	2-4	0-0	1-3	2-5-7	2	5	1	1	4	1	30
at Missouri (12/19)											
UNCG (12/22)											
Northeastern (12/29)											
at Virginia Tech (1/2)											
Louisville (1/7)											
at Wake Forest (1/10)											
Florida State (1/13)											
at UNC (1/16)											
at Pittsburgh (1/19)											
Duke (1/23)											
Georgia Tech (1/27)											
Miami (1/30)											
at Florida St. (2/1)											
at Duke (2/6)											
Wake Forest (2/13)											
at Virginia (2/15)											
Clemson (2/20)											
UNC (2/24)											
at Syracuse (2/27)											
Boston Coll. (3/2)											
at Notre Dame (3/5)											

Career/Season Highs

Minutes

Career: 36, vs. Wofford (12/14/14)

2015-16: 30, vs. High Point (12/16/15)

Points

Career: 17, at USF (12/13/15)

2015-16: Same

Rebounds

Career: 10, at Louisville (2/14/15)

2015-16: 7 (2x), last vs. High Point (12/16/15)

Assists

Career: 3, vs. South Alabama (11/15/15)

2015-16: Same

Field Goals Made

Career: 7, at USF (12/13/15)

2015-16: Same

Field Goal Attempts

Career: 8 (2x), last at USF (12/13/15)

2015-16: 85, at USF (12/13/15)

3-point Field Goals Made

Career: 0

2015-16: 0

3-point Attempts

Career: 0

2015-16: 0

Free Throws Made

Career: 4, at Purdue (12/2/14)

2015-16: 2, vs. South Alabama (11/15/15)

Free Throw Attempts

Career: 6 (4x), last at USF (12/13/15)

2015-16: 6 (3x), last at USF (12/13/15)

Steals

Career: 2, vs. IUPUI (11/18/15)

2015-16: Same

Blocks

Career: 10, vs. Jacksonville (11/20/14)

2015-16: 5 (2x), last at USF (12/13/15)

NC State When Anya...

	Season	Career
Double-Figure Scoring	1-0	2-1
Double-Figure Rebounds	0-0	1-0
Double-Double	0-0	0-0
Leads NCSU in Points	0-0	0-0
Leads NCSU in Rebs	0-3	4-6
15+ Point Games	1-0	1-0
4+ Blocked Shots	4-0	14-3

ANYA CAREER STATS

Year	GP-GS	Min	Avg	FG-FGA	Pct	3FG-FGA	Pct	FT-FTA	Pct	Off-Def	Tot-Avg	PF-FO	A	TO	Blk	Stl	Pts	Avg
2013-14	33-0	388	11.8	27-46	.587	0-0	.000	15-31	.484	23-45	68-2.1	57-0	4	17	46	4	69	2.1
2014-15	36-11	698	19.4	64-105	.610	0-0	.000	34-61	.557	57-98	155-4.3	97-2	8	40	91	4	162	4.5
2015-16	10-3	231	23.1	23-31	.742	0-0	.000	12-35	.343	15-35	50-5.0	32-3	5	13	31	7	58	5.8
TOTALS	78-13	1287	16.5	112-178	.629	0-0	.000	60-124	.484	93-173	266-3.4	184-5	16	69	164	14	284	3.6



#22 Shaun Kirk

G/F | 6-8 | 195 | Fr.
Whiteville, N.C. | Whiteville

- * Raw, athletic wing from eastern North Carolina
- * Boasts 39-inch approach vertical leap
- * Signed with NC State in April after impressive AAU stretch
- * Active in his church in his hometown and was member of horticulture club in high school

BEFORE STATE: Four-year letterwinner at Whiteville High School for coach Jerry Singletary ... Voted district and county player of the year ... Elected to play in NCHSAA East-West All-Star Game in Greensboro ... Averaged 18.6 points, 5.0 rebounds and 2.1 steals as a senior, leading team to a 20-6 record ... Played AAU ball for Team Loaded and coach Dennis Smith, Sr. ... Averaged 13.5 points and shot 64.5 percent from the floor during the Adidas Uprising Gauntlet Series.

Opponent	FG	3FG	FT	O-D-Reb	PF	Pts	Ast	TO	Blk	Stl	Min
William & Mary (11/13)						--DNP--					
South Alabama (11/15)	0-1	0-1	0-0	0-0-0	0	0	0	0	0	0	2
IUPUI (11/18)	1-1	0-0	0-0	0-0-0	2	2	0	0	0	0	2
vs. Arizona St. (11/23)	0-0	0-0	0-0	0-0-0	0	0	0	0	0	0	0+
vs. LSU (11/24)						--DNP--					
Winthrop (11/27)						--DNP--					
Michigan (12/1)	0-1	0-1	0-0	0-0-0	2	0	0	1	0	1	2
Bucknell (12/5)						--DNP--					
at South Florida (12/13)	1-2	1-2	0-0	0-1-1	1	3	0	0	0	0	4
High Point (12/16)						--DNP--					
at Missouri (12/19)											
UNCG (12/22)											
Northeastern (12/29)											
at Virginia Tech (1/2)											
Louisville (1/7)											
at Wake Forest (1/10)											
Florida State (1/13)											
at UNC (1/16)											
at Pittsburgh (1/19)											
Duke (1/23)											
Georgia Tech (1/27)											
Miami (1/30)											
at Florida St. (2/1)											
at Duke (2/6)											
Wake Forest (2/13)											
at Virginia (2/15)											
Clemson (2/20)											
UNC (2/24)											
at Syracuse (2/27)											
Boston Coll. (3/2)											
at Notre Dame (3/5)											

Career/Season Highs

Minutes

Career: 4, at USF (12/13/15)
2015-16: Same

Points

Career: 3, at USF (12/13/15)
2015-16: Same

Rebounds

Career: 1, at USF (12/13/15)
2015-16: Same

Assists

Career: 0
2015-16: 0

Field Goals Made

Career: 1 (2x), last at USF (12/13/15)
2015-16: 1 (2x), last at USF (12/13/15)

Field Goal Attempts

Career: 2, at USF (12/13/15)
2015-16: Same

3-point Field Goals Made

Career: 1, at USF (12/13/15)
2015-16: Same

3-point Attempts

Career: 2, at USF (12/13/15)
2015-16: Same

Free Throws Made

Career: 0
2015-16: 0

Free Throw Attempts

Career: 0
2015-16: 0

Steals

Career: 1, vs. Michigan (12/1/15)
2015-16: Same

Blocks


Career: 0
2015-16: 0

NC State When Kirk...

	Season	Career
Double-Figure Scoring	0-0	0-0
Double-Figure Rebounds	0-0	0-0
Double-Double	0-0	0-0
Leads NCSU in Points	0-0	0-0
Leads NCSU in Rebs	0-0	0-0
20+ Point Games	0-0	0-0
30+ Point Games	0-0	0-0

KIRK CAREER STATS

Year	GP-GS	Min	Avg	FG-FGA	Pct	3FG-FGA	Pct	FT-FTA	Pct	Off-Def	Tot-Avg	PF-FO	A	TO	Blk	Stl	Pts	Avg
2015-16	5-0	10	2.0	2-5	.400	1-3	.333	0-0	.000	0-1	1-0.2	5-0	0	1	0	1	5	1.0
Totals	5-0	10	2.0	2-5	.400	1-3	.333	0-0	.000	0-1	1-0.2	5-0	0	1	0	1	5	1.0



#24 Maverick Rowan

G/F | 6-7 | 215 | Fr.
Fort Lauderdale, Fla. | Elevate

- * No. 30 recruit in 2015 class by ESPN.com
- * Signed with NC State in August after reclassifying to the 2015 class
- * One of the nation's top prep long-range shooters
- * Won a state title in Pennsylvania and won one in Florida

2015-16 HIGHLIGHTS: Scored in double figures 8 times ... Notched 16 points on 6-for-15 shooting in his college debut ... Made first career start and scored 15 points in win over South Alabama (Nov. 15) ... Scored 7 of his 10 points in the overtime period in the win over LSU (Nov. 24) ... Scored season-high 17 points vs. Winthrop (Nov. 27) ... Scored 19 points (12 in the second half) in win over High Point (Dec. 16).

BEFORE STATE: One of the nation's most recruited wings in the 2016 class before reclassifying and becoming eligible in 2015 ... Ranked 30th in the 2015 class by ESPN.com and No. 39 in the 247Sports.com composite ranking ... Totaled 2,382 points during his three high school seasons ... Named Pennsylvania 1A Player of the Year as a sophomore in 2014 ... Voted Florida's 5A Player of the Year as a junior ... Averaged 28.5 points, 7.0 rebounds and 4.0 assists per game for Cardinal Gibbons, leading the team to a 32-1 record and state title ... Averaged 31.6 points per game during the Florida high school state tournament ... Scored 24.3 points per game as a high school junior in Pennsylvania and led his team to a state championship.

Opponent	FG	3FG	FT	O-D-Reb	PF	Pts	Ast	TO	Blk	Stl	Min
William & Mary (11/13)	6-15	1-8	3-3	1-2-3	4	16	0	2	0	1	34
South Alabama (11/15) *	5-10	2-6	3-4	0-1-1	4	15	0	0	0	1	26
IUPUI (11/18) *	5-12	4-9	1-3	2-5-7	2	15	1	2	0	0	33
vs. Arizona St. (11/23) *	5-11	2-6	2-5	0-5-5	1	14	0	1	0	0	35
vs. LSU (11/24) *	3-11	2-7	2-2	2-2-4	1	10	2	1	0	0	39
Winthrop (11/27) *	7-13	3-6	0-0	2-3-5	4	17	1	1	0	0	34
Michigan (12/1) *	1-11	1-6	2-2	1-6-7	3	5	1	2	0	2	35
Bucknell (12/5) *	9-14	4-7	5-6	1-2-3	0	27	1	2	0	2	35
at South Florida (12/13) *	1-10	0-7	1-1	1-1-2	3	3	2	0	0	0	29
High Point (12/16) *	6-19	4-10	3-4	3-4-7	1	19	0	2	0	1	37
at Missouri (12/19)											
UNCG (12/22)											
Northeastern (12/29)											
at Virginia Tech (1/2)											
Louisville (1/7)											
at Wake Forest (1/10)											
Florida State (1/13)											
at UNC (1/16)											
at Pittsburgh (1/19)											
Duke (1/23)											
Georgia Tech (1/27)											
Miami (1/30)											
at Florida St. (2/1)											
at Duke (2/6)											
Wake Forest (2/13)											
at Virginia (2/15)											
Clemson (2/20)											
UNC (2/24)											
at Syracuse (2/27)											
Boston Coll. (3/2)											
at Notre Dame (3/5)											

Career/Season Highs

Minutes

Career: 39, vs. LSU (11/24/15)
2015-16: Same

Points

Career: 27, vs. Bucknell (12/5/15)
2015-16: Same

Rebounds

Career: 7 (3x), last vs. High Point (12/16/15)
2015-16: Same

Assists

Career: 2 (2x), last at USF (12/13/15)
2015-16: Same

Field Goals Made

Career: 9, vs. Bucknell (12/5/15)
2015-16: Same

Field Goal Attempts

Career: 19, vs. High Point (12/16/15)
2015-16: Same

3-point Field Goals Made

Career: 4 (3x), last vs. High Point (12/16/15)
2015-16: Same

3-point Attempts

Career: 10, vs. High Point (12/16/15)
2015-16: Same

Free Throws Made

Career: 5, vs. Bucknell (12/5/15)
2015-16: Same

Free Throw Attempts

Career: 6, vs. Bucknell (12/5/15)
2015-16: Same

Steals

Career: 2 (2x), last vs. Bucknell (12/5/15)
2015-16: Same

Blocks


Career: 0
2015-16: 0

NC State When Rowan...

	Season	Career
Double-Figure Scoring	6-2	6-2
Double-Figure Rebounds	0-0	0-0
Double-Double	0-0	0-0
Leads NCSU in Points	1-0	1-0
Leads NCSU in Rebs	0-1	0-1
20+ Point Games	1-0	1-0
4+ Made 3FG	3-0	3-0

ROWAN CAREER STATS

Year	GP-GS	Min	Avg	FG-FGA	Pct	3FG-FGA	Pct	FT-FTA	Pct	Off-Def	Tot-Avg	PF-FO	A	TO	Blk	Stl	Pts	Avg
2015-16	10-9	337	33.7	48-126	.381	23-72	.319	22-30	.733	13-31	44-4.4	23-0	8	13	0	7	141	14.1
Totals	10-9	337	33.7	48-126	.381	23-72	.319	22-30	.733	13-31	44-4.4	23-0	8	13	0	7	141	14.1



#25 Chase Cannon

G | 6-5 | 200 | Sr.

Morehead City, N.C. | The Miller School (Va.)

* Walk-on

* Best GPA on the team

* Graduated in May, now enrolled in MBA program

* ACC Academic Honor Roll

WOLFPACK CAREER: Has appeared in 23 career games, totaling 31 minutes ... ACC Academic Honor Roll.

BEFORE STATE: Played senior season for The Miller School (Va.) ... Posted 11.7 points, 4.2 rebounds and three made 3-pointers per game as a senior ... led his team to a 20-10 overall and a 3-3 conference mark in 2011-12 ... named first team all-conference as a senior and junior ... Class salutatorian ... Recipient of The Miller School Lou Farina Award ... Bob and Carol Mattocks scholar ... Park Scholarship Finalist ... AP Scholar with Distinction ... AP Scholar with Honors.

Opponent	FG	3FG	FT	O-D-Reb	PF	Pts	Ast	TO	Blk	Stl	Min
William & Mary (11/13)					--DNP--						
South Alabama (11/15)	0-1	0-1	0-0	0-0-0	0	0	0	0	0	0	1
IUPUI (11/18)											
vs. Arizona St. (11/23)					--DNP--						
vs. LSU (11/24)					--DNP--						
Winthrop (11/27)					--DNP--						
Michigan (12/1)					--DNP--						
Bucknell (12/5)					--DNP--						
at South Florida (12/13)					--DNP--						
High Point (12/16)					--DNP--						
at Missouri (12/19)											
UNCG (12/22)											
Northeastern (12/29)											
at Virginia Tech (1/2)											
Louisville (1/7)											
at Wake Forest (1/10)											
Florida State (1/13)											
at UNC (1/16)											
at Pittsburgh (1/19)											
Duke (1/23)											
Georgia Tech (1/27)											
Miami (1/30)											
at Florida St. (2/1)											
at Duke (2/6)											
Wake Forest (2/13)											
at Virginia (2/15)											
Clemson (2/20)											
UNC (2/24)											
at Syracuse (2/27)											
Boston Coll. (3/2)											
at Notre Dame (3/5)											

CANNON CAREER STATS

Year	GP-GS	Min	Avg	FG-FGA	Pct	3FG-FGA	Pct	FT-FTA	Pct	Off-Def	Tot-Avg	PF-FO	A	TO	Blk	Stl	Pts	Avg
2012-13	12-0	14	1.2	1-2	.500	1-1	1.000	0-0	.000	0-0	0-0	1-0	0	1	0	0	3	0.3
2013-14	5-0	6	1.2	0-3	.000	0-3	.000	0-0	.000	1-0	1-0.3	0-0	1	1	1	0	0	0.0
2014-15	5-0	10	2.0	2-5	.400	0-2	.000	0-2	.000	3-2	5-1.0	2-0	1	0	0	0	4	0.8
2015-16	2-0	2	1.0	0-4	.000	0-2	.000	0-0	.000	1-1	2-1.0	0-0	0	0	0	0	0	0.0
Total	24-0	32	1.3	3-14	.214	1-8	.125	0-2	.000	5-3	8-0.3	3-0	2	2	1	0	7	0.3

2015-16 NC State Season Overall Statistics

RECORD:	OVERALL	HOME	AWAY	NEUTRAL
ALL GAMES	7-3	5-2	1-0	1-1
CONFERENCE	0-0	0-0	0-0	0-0
NON-CONFERENCE	7-3	5-2	1-0	1-1

##	Player	gp-gs	min	avg	Total		3-Point		F-Throw		Rebounds										pts	avg
					fg-fga	fg%	3fg-fga	3fg%	ft-fa	ft%	off	def	tot	avg	pf	dq	a	to	blk	stl		
12	Barber, Anthony	10-10	380	38.0	60-159	.377	4-19	.211	87-101	.861	10	44	54	5.4	25	1	58	20	1	4	211	21.1
24	Rowan, Maverick	10-9	337	33.7	48-126	.381	23-72	.319	22-30	.733	13	31	44	4.4	23	0	8	13	0	7	141	14.1
14	Martin, Caleb	10-10	359	35.9	48-119	.403	28-76	.368	17-23	.739	11	37	48	4.8	24	0	17	19	7	11	141	14.1
00	Abu, Abdul-Malik	10-10	237	23.7	42-94	.447	0-0	.000	25-43	.581	30	42	72	7.2	22	0	13	15	5	5	109	10.9
15	Martin, Cody	10-0	229	22.9	24-48	.500	0-2	.000	18-27	.667	20	27	47	4.7	16	0	17	9	5	12	66	6.6
21	Anyu, BeeJay	10-3	231	23.1	23-31	.742	0-0	.000	12-35	.343	15	35	50	5.0	32	3	5	13	31	7	58	5.8
01	Freeman, Lennard	10-7	229	22.9	18-35	.514	0-0	.000	11-21	.524	31	43	74	7.4	21	0	10	10	1	4	47	4.7
13	Corchiani Jr., Chris	2-0	2	1.0	1-1	1.000	0-0	.000	0-0	.000	0	0	0	0.0	0	0	0	0	0	0	2	1.0
22	Kirk, Shaun	5-0	10	2.0	2-5	.400	1-4	.250	0-0	.000	0	1	1	0.2	5	0	0	1	0	1	5	1.0
04	Brickhouse, Chris	2-0	2	1.0	0-0	.000	0-0	.000	0-0	.000	0	0	0	0.0	0	0	0	0	0	0	0	0.0
25	Cannon, Chase	2-0	2	1.0	0-4	.000	0-2	.000	0-0	.000	1	1	2	1.0	0	0	0	0	0	0	0	0.0
03	Henderson, Terry	1-1	7	7.0	0-3	.000	0-1	.000	0-0	.000	1	0	1	1.0	1	0	0	1	0	0	0	0.0
Team											24	21	45				4					
Total.....		10	2025		266-625	.426	56-176	.318	192-280	.686	156	282	438	43.8	169	4	128	105	50	51	780	78.0
Opponents.....		10	2025		255-630	.405	86-232	.371	116-162	.716	115	255	370	37.0	236	8	129	117	31	64	712	71.2

TEAM STATISTICS	ST	OPP	Date	Opponent	Score	Att.
SCORING	780	712	11/13/15	WILLIAM & MARY	L 68-85	16377
Points per game	78.0	71.2	11/15/15	SOUTH ALABAMA	W 88-70	15076
Scoring margin	+6.8	-	11/18/15	IUPUI	W 79-56	14660
FIELD GOALS-ATT	266-625	255-630	11/23/15	vs Arizona State	L 76-79	5775
Field goal pct	.426	.405	11/24/15	vs LSU	Wot 83-72	4775
3 POINT FG-ATT	56-176	86-232	11/27/15	WINTHROP	W 87-79	15700
3-point FG pct	.318	.371	12/1/15	MICHIGAN	L 59-66	17645
3-pt FG made per game	5.6	8.6	12/5/15	BUCKNELL	W 99-86	16378
FREE THROWS-ATT	192-280	116-162	12/13/15	at USF	W 65-46	2945
Free throw pct	.686	.716	12/16/15	HIGH POINT	W 76-73	15602
F-Throws made per game	19.2	11.6	* - Conference game			
REBOUNDS	438	370				
Rebounds per game	43.8	37.0				
Rebounding margin	+6.8	-				
ASSISTS	128	129				
Assists per game	12.8	12.9				
TURNOVERS	105	117				
Turnovers per game	10.5	11.7				
Turnover margin	+1.2	-				
Assist/turnover ratio	1.2	1.1				
STEALS	51	64				
Steals per game	5.1	6.4				
BLOCKS	50	31				
Blocks per game	5.0	3.1				
ATTENDANCE	111438	13495				
Home games-Avg/Game	7-15920	1-2945				
Neutral site-Avg/Game	-	2-5275				

Score by Periods	1st	2nd	OT	Totals
NC State	369	393	18	780
Opponents	341	364	7	712