



# HIGH POINT BASKETBALL

2013, 2015 COLLEGEINSIDER.COM TOURNAMENT | 2014 NIT PARTICIPANT  
BIG SOUTH REGULAR SEASON CHAMPIONS 2013 | 2014 | 2015

**Mark LaFrance | Assistant AD For Communications**

Men's Basketball Contact | Steele Sports Center  
833 Montlieu Avenue | High Point, N.C. 27268  
(o) (336) 841-4605 | (c) 336-847-9636 | (e) mlafranc@highpoint.edu  
www.highpointpanthers.com | Twitter: @HPUSIDLaFrance

Three Straight Big South Regular Season Titles | Three Straight Post-Season Berths | 4 AP All-Americans | 4 Big South Player of the Year Nods | Two Big South Freshman of the Year Picks

## 2015-16 SCHEDULE (8-2, 2-0)

Nov. 13	at Texas Tech (FCSP)	L, 77-73
Nov. 15	NC WESLEYAN (BSN)	W, 93-69
Nov. 18	at Drexel (CAA.tv)	W, 75-66
Nov. 21	WESTERN CAROLINA (BSN)	W, 75-69
Nov. 25	at Georgia (ESPN3)	L, 49-46
Nov. 28	MORGAN STATE (BSN)	W, 82-72

Dec. 2	LONGWOOD (BSN) *	W, 90-66
Dec. 5	at Gardner-Webb (BSN) *	W, 66-64
Dec. 9	UNCG (BSN)	W, 90-72
Dec. 13	UVA-WISE (BSN)	W, 111-74
<b>Dec. 16</b>	<b>at NC State (ESPN3)</b>	<b>7 p.m.</b>
Dec. 21	at William & Mary	7 p.m.
Dec. 28	METHODIST (BSN)	7 p.m.
Dec. 31	RADFORD (BSN) *	7 p.m.

Jan. 2	at Charleston So. * (BSN)	5:30 p.m.
Jan. 9	PRESBYTERIAN * (BSN)	4 p.m.
Jan. 14	at Winthrop *# (BSN)	7 p.m.
Jan. 16	COASTAL CAROLINA * (ESPN3)	7 p.m.
Jan. 20	UNC ASHEVILLE * (BSN)	7 p.m.
Jan. 23	at Liberty * (ASN/ESPN3)	Noon
Jan. 27	at Campbell * (BSN)	7 p.m.

Feb. 3	GARDNER-WEBB * (BSN)	7 p.m.
Feb. 6	LIBERTY * (BSN)	7 p.m.
Feb. 11	at Coastal Carolina *# (BSN)	7 p.m.
Feb. 13	CHARLESTON SO. * (ESPN3)	7 p.m.
Feb. 18	at Longwood * (BSN)	7 p.m.
Feb. 20	at Radford *# (BSN)	4:30 p.m.
Feb. 25	WINTHROP *# (BSN)	7 p.m.
Feb. 27	at Presbyterian * (BSN)	7 p.m.

Mar. 3-6 Big South Championship % TBA

All Times EST

\* Big South contest

% Big South Tournament at Buies Creek, N.C. (Gore Arena)

## TELEVISION/STREAMING KEY

FCS - Fox College Sports Pacific

BSN - Big South Network

LFSN - Liberty Flames Sports Network

# - Game is candidate to be picked up by ESPN3



HIGH POINT (8-2, 2-0)  
PANTHERS

## GAME #11

Date ..... Wednesday, December 16  
Site ..... Raleigh, N.C.  
Arena ..... PNC Arena (19,700)  
Tip Time ..... 7 p.m.  
Television ..... ESPN3  
Commentators ..... Andrew Sanders, Chris Corchiani  
Radio Coverage ..... HighPointPanthers.com  
Commentators ..... Kevin Burke, Stafford Stephenson  
All-Time Series ..... NC State leads, 2-0



NC STATE (6-3, 0-0)  
WOLFPACK

## PAW PRINTS

► High Point heads east on I-40 for a marquee non-conference clash with ACC foe NC State on Wednesday inside PNC Arena.

► HPU excelled away from the Millis Center last season, posting Div. I program bests in road wins (9) and road winning percentage (.600). The Purple & White are 2-2 on the road so far this season, with wins at Drexel and Gardner-Webb.

► High Point is off to its best start (8-2) of the Division I era. It's the first time High Point has started 8-2 since the 1994-95 campaign, when the Panthers began the year 10-2.

► The Panthers are shooting 54.2 percent (32-59) from 3-point territory and 55.0 percent overall (164-298) during their current five-game winning streak.

► High Point ranks first in the Big South in offensive efficiency (1.052 points per possession) and is second in defensive efficiency (1.013 points per possession) behind CCU.

► Last time out, High Point posted the fourth-highest single game point total in program history, defeating UVA-Wise 111-74 on Sunday inside the Millis Center. The win was HPU's ninth-straight at home.

► Redshirt-senior John Brown posted 28 points (12-15 FG) in just 22 minutes vs. the Cavaliers. The Big South Player of the Week is averaging 26.0 points, 8.0 rebounds and shooting 70 percent (21-30) from the floor over HPU's past two games.

► Brown is the nation's No. 2 active scorer (1,886 points) and is first amongst all players nationally in career field goals made (721). He was one of just two players nationally to enter 2015-16 with 1,500 career points and 600 career rebounds (Shawn Long, UL-Lafayette).

► Senior forward Lorenzo Cugini ranks second in the nation in 3-point field goal percentage (.610) and is shooting 73.7 percent (14-19) from deep over the past four games. The Stow, Ohio, native is fourth in the Big South in overall field goal percentage (.570) and 9th in scoring (14.5 ppg).

► HPU is shooting 78.7 percent (118-150) from the free throw line in home games but just 55.3 percent (42-76) in road contests.

► High Point ranks in the top-20 nationally in both 3-point field goal percentage (.424, 12th) and field goal percentage (.497, 19th).

► HPU leads the Big South and is 21st nationally with a +4.6 turnover margin this season. The Panthers turn their opponents over on 22.0 percent of possessions, which ranks 37th in the country.

► Senior guard Adam Weary is up to 994 career points. With six points vs. NC State, he will become the 31st HPU player all-time and seventh in the Div. I era to reach the 1,000-point milestone.

► With his four offensive rebounds at Gardner-Webb, Brown became HPU's all time Div. I leader in offensive rebounds (319), passing former HPU great Arizona Reid. He needs just six steals to become the all-time HPU leader in that category as well.

## PROBABLE STARTERS

No.	Name	Pos.	Ht	Wt	Cl	Pts	FG%	3P%	FT%	Reb	Ast	Stl	Min
0	John Brown	F	6-8	210	R-Sr.	20.6	.619	2.0 blk/gm	.676	7.6	2.2	1.4	28.7
15	Lorenzo Cugini	F	6-7	225	Sr.	14.5	.570	.610	1.000	4.1	1.4	0.2	28.6
22	Adam Weary	G	6-3	205	Sr.	10.9	.488	.200	.622	3.9	2.5	0.8	27.6
24	Anthony Lindauer	G	6-3	195	Jr.	7.5	.368	.342	.923	2.5	1.5	1.2	24.8
11	Haiishen McIntyre	G	6-2	180	Sr.	4.3	.421	.200	.667	2.1	2.7	0.8	17.2

## TOP RESERVES/NEWCOMERS

No.	Name	Pos.	Ht	Wt	Cl	Pts	FG%	3P%	FT%	Reb	Ast	Stl	Min
10	Tarique Thompson	F	6-5	215	Jr.	6.0	.521	0.4 blk/gm	.909	3.3	0.7	0.6	14.1
3	Andre Fox	G	6-4	180	Fr.	4.2	.341	.188	.750	2.0	0.6	0.6	13.3
2	Austin White	G	6-0	185	Sa.	3.9	.464	.333	.800	1.3	0.6	0.6	13.5
25	Ricky Madison	G/F	6-7	215	Fr.	3.9	.391	0.2 blk/gm	.654	2.7	0.3	0.4	8.3
12	Jorge Perez-Laham	G	6-1	187	Jr.	2.8	.407	.625	.200	2.1	2.9	0.5	18.5
20	K.J. James	F	6-6	250	Sa.	1.5	.667	0.0 blk/gm	.500	1.0	0.0	0.0	3.3
5	DeAndre Barber	G	6-2	195	Sa.	1.0	1.000	1.000	--	0.5	0.7	0.2	6.8



	0	<b>John Brown</b> <ul style="list-style-type: none"><li>• 26.0 ppg, 8.0 rpg, 70.0 FG% (21-30) over past two games</li><li>• Big South preseason Player of the Year; Julius Erving Watch List</li><li>• Nation's No. 2 career scorer (1,886 points); No. 1 in FG made (721)</li></ul>	F • 6-8 • 210 • R-Sr. • Jacksonville, Fla. • Oldsmar Christian • Arlington CD <table><tr><th></th><th>MIN</th><th>PTS</th><th>REB</th><th>APG</th><th>FG%</th><th>BPG</th><th>FT%</th></tr><tr><td>2015-16</td><td>28.7</td><td>20.6</td><td>7.6</td><td>2.2</td><td>.619</td><td>2.0</td><td>.676</td></tr><tr><td>CAREER</td><td>29.6</td><td>18.7</td><td>6.7</td><td>1.4</td><td>.547</td><td>1.4</td><td>.719</td></tr></table>		MIN	PTS	REB	APG	FG%	BPG	FT%	2015-16	28.7	20.6	7.6	2.2	.619	2.0	.676	CAREER	29.6	18.7	6.7	1.4	.547	1.4	.719
	MIN	PTS	REB	APG	FG%	BPG	FT%																				
2015-16	28.7	20.6	7.6	2.2	.619	2.0	.676																				
CAREER	29.6	18.7	6.7	1.4	.547	1.4	.719																				
	2	<b>Austin White</b> <ul style="list-style-type: none"><li>• Averaging 6.0 points and shooting 66.7% (4-6) over past two games</li><li>• HPU is 5-0 when he scores four or more points</li><li>• One of the team's top defenders; Has played all 10 games in 2015-16</li></ul>	G • 6-0 • 185 • So. • South Orange, N.J. • Saint Peter's Prep <table><tr><th></th><th>MIN</th><th>PTS</th><th>REB</th><th>APG</th><th>FG%</th><th>3FG%</th><th>FT%</th></tr><tr><td>2015-16</td><td>13.5</td><td>3.9</td><td>1.3</td><td>0.6</td><td>.464</td><td>.333</td><td>.800</td></tr><tr><td>CAREER</td><td>9.3</td><td>2.7</td><td>0.9</td><td>0.5</td><td>.405</td><td>.176</td><td>.694</td></tr></table>		MIN	PTS	REB	APG	FG%	3FG%	FT%	2015-16	13.5	3.9	1.3	0.6	.464	.333	.800	CAREER	9.3	2.7	0.9	0.5	.405	.176	.694
	MIN	PTS	REB	APG	FG%	3FG%	FT%																				
2015-16	13.5	3.9	1.3	0.6	.464	.333	.800																				
CAREER	9.3	2.7	0.9	0.5	.405	.176	.694																				
	3	<b>Andre Fox</b> <ul style="list-style-type: none"><li>• Eight points (4-5 FT) and a career-high two steals vs. UVA-Wise</li><li>• 6+ points in four of the last five games</li><li>• Led Eleanor Roosevelt to Maryland 4A state championship in 2014</li></ul>	G • 6-4 • 180 • Fr. • Greenbelt, Md. • Eleanor Roosevelt <table><tr><th></th><th>MIN</th><th>PTS</th><th>REB</th><th>APG</th><th>FG%</th><th>3FG%</th><th>FT%</th></tr><tr><td>2015-16</td><td>13.3</td><td>4.2</td><td>2.0</td><td>0.6</td><td>.341</td><td>.188</td><td>.750</td></tr><tr><td>CAREER</td><td>13.3</td><td>4.2</td><td>2.0</td><td>0.6</td><td>.341</td><td>.188</td><td>.750</td></tr></table>		MIN	PTS	REB	APG	FG%	3FG%	FT%	2015-16	13.3	4.2	2.0	0.6	.341	.188	.750	CAREER	13.3	4.2	2.0	0.6	.341	.188	.750
	MIN	PTS	REB	APG	FG%	3FG%	FT%																				
2015-16	13.3	4.2	2.0	0.6	.341	.188	.750																				
CAREER	13.3	4.2	2.0	0.6	.341	.188	.750																				
	5	<b>DeAndre Barber</b> <ul style="list-style-type: none"><li>• Season-high three assists, three points vs. UVA-Wise</li><li>• Has hit a 3-pointer in each of the past two games</li><li>• Seen action in six of 10 games this season</li></ul>	G • 6-2 • 195 • So. • Virginia Beach, Va. • Bishop Sullivan <table><tr><th></th><th>MIN</th><th>PTS</th><th>REB</th><th>APG</th><th>FG%</th><th>3FG%</th><th>FT%</th></tr><tr><td>2015-16</td><td>6.8</td><td>1.0</td><td>0.5</td><td>0.7</td><td>1.000</td><td>1.000</td><td>--</td></tr><tr><td>CAREER</td><td>8.5</td><td>0.9</td><td>0.5</td><td>0.8</td><td>.500</td><td>.500</td><td>.500</td></tr></table>		MIN	PTS	REB	APG	FG%	3FG%	FT%	2015-16	6.8	1.0	0.5	0.7	1.000	1.000	--	CAREER	8.5	0.9	0.5	0.8	.500	.500	.500
	MIN	PTS	REB	APG	FG%	3FG%	FT%																				
2015-16	6.8	1.0	0.5	0.7	1.000	1.000	--																				
CAREER	8.5	0.9	0.5	0.8	.500	.500	.500																				
	10	<b>Tarique Thompson</b> <ul style="list-style-type: none"><li>• Season-high nine points (3-3 FG), three rebounds vs. UVA-Wise</li><li>• HPU's bench scoring leader (6.0 ppg); 2nd in bench minutes (14.1)</li><li>• HPU is 5-0 when he scores eight or more points</li></ul>	F • 6-5 • 215 • Jr. • Raeford, N.C. • Hoke County <table><tr><th></th><th>MIN</th><th>PTS</th><th>REB</th><th>APG</th><th>FG%</th><th>BPG</th><th>FT%</th></tr><tr><td>2015-16</td><td>14.1</td><td>6.0</td><td>3.3</td><td>0.7</td><td>.521</td><td>0.4</td><td>.909</td></tr><tr><td>CAREER</td><td>14.1</td><td>4.3</td><td>2.6</td><td>0.7</td><td>.474</td><td>0.2</td><td>.739</td></tr></table>		MIN	PTS	REB	APG	FG%	BPG	FT%	2015-16	14.1	6.0	3.3	0.7	.521	0.4	.909	CAREER	14.1	4.3	2.6	0.7	.474	0.2	.739
	MIN	PTS	REB	APG	FG%	BPG	FT%																				
2015-16	14.1	6.0	3.3	0.7	.521	0.4	.909																				
CAREER	14.1	4.3	2.6	0.7	.474	0.2	.739																				
	11	<b>Haiishen McIntyre</b> <ul style="list-style-type: none"><li>• HPU is 7-1 this season when he makes at least two assists</li><li>• Season-best nine points (4-5 FG), added three assists vs. UNCG</li><li>• Averaging 3.8 assists over HPU's past three games</li></ul>	G • 6-2 • 180 • Sr. • Harrisburg, Pa. • Harrisburg <table><tr><th></th><th>MIN</th><th>PTS</th><th>REB</th><th>APG</th><th>FG%</th><th>3FG%</th><th>FT%</th></tr><tr><td>2015-16</td><td>17.2</td><td>4.3</td><td>2.1</td><td>2.7</td><td>.421</td><td>.200</td><td>.667</td></tr><tr><td>CAREER</td><td>14.4</td><td>3.3</td><td>1.5</td><td>1.8</td><td>.417</td><td>.216</td><td>.693</td></tr></table>		MIN	PTS	REB	APG	FG%	3FG%	FT%	2015-16	17.2	4.3	2.1	2.7	.421	.200	.667	CAREER	14.4	3.3	1.5	1.8	.417	.216	.693
	MIN	PTS	REB	APG	FG%	3FG%	FT%																				
2015-16	17.2	4.3	2.1	2.7	.421	.200	.667																				
CAREER	14.4	3.3	1.5	1.8	.417	.216	.693																				
	12	<b>Jorge Perez-Laham</b> <ul style="list-style-type: none"><li>• Nine assists, zero turnovers over past two games</li><li>• Leads HPU, 10th in the Big South in assists/game (2.9)</li><li>• Has made 5-of-8 3-point attempts on the year</li></ul>	G • 6-1 • 187 • Jr. • Canovanas, Puerto Rico • South Miami (Fla.) <table><tr><th></th><th>MIN</th><th>PTS</th><th>REB</th><th>APG</th><th>FG%</th><th>3FG%</th><th>FT%</th></tr><tr><td>2015-16</td><td>18.5</td><td>2.8</td><td>2.1</td><td>2.9</td><td>.407</td><td>.625</td><td>.200</td></tr><tr><td>CAREER</td><td>17.9</td><td>3.3</td><td>1.8</td><td>2.8</td><td>.400</td><td>.415</td><td>.636</td></tr></table>		MIN	PTS	REB	APG	FG%	3FG%	FT%	2015-16	18.5	2.8	2.1	2.9	.407	.625	.200	CAREER	17.9	3.3	1.8	2.8	.400	.415	.636
	MIN	PTS	REB	APG	FG%	3FG%	FT%																				
2015-16	18.5	2.8	2.1	2.9	.407	.625	.200																				
CAREER	17.9	3.3	1.8	2.8	.400	.415	.636																				
	15	<b>Lorenzo Cugini</b> <ul style="list-style-type: none"><li>• Second in the nation in 3pt FG% (.610, 25-41)</li><li>• 15.2 ppg, 73.7 3pt FG% (14-19) over past five games</li><li>• Has scored at least 12 points in all 10 games this season</li></ul>	F • 6-7 • 225 • Sr. • Akron, Ohio • St. Vincent-St. Mary <table><tr><th></th><th>MIN</th><th>PTS</th><th>REB</th><th>APG</th><th>FG%</th><th>3FG%</th><th>FT%</th></tr><tr><td>2015-16</td><td>28.6</td><td>14.5</td><td>4.1</td><td>1.4</td><td>.570</td><td>.610</td><td>1.000</td></tr><tr><td>CAREER</td><td>24.1</td><td>8.1</td><td>3.8</td><td>1.1</td><td>.492</td><td>.428</td><td>.792</td></tr></table>		MIN	PTS	REB	APG	FG%	3FG%	FT%	2015-16	28.6	14.5	4.1	1.4	.570	.610	1.000	CAREER	24.1	8.1	3.8	1.1	.492	.428	.792
	MIN	PTS	REB	APG	FG%	3FG%	FT%																				
2015-16	28.6	14.5	4.1	1.4	.570	.610	1.000																				
CAREER	24.1	8.1	3.8	1.1	.492	.428	.792																				
	20	<b>K.J. James</b> <ul style="list-style-type: none"><li>• Season highs in points (6) and rebounds (3) vs. UVA-Wise</li><li>• Has seen action in four contests in 2015-16</li><li>• Made 17-of-33 field goal attempts during 2014-15 season</li></ul>	F • 6-6 • 250 • So. • Charleston, S.C. • Porter-Gaud School <table><tr><th></th><th>MIN</th><th>PTS</th><th>REB</th><th>APG</th><th>FG%</th><th>3FG%</th><th>FT%</th></tr><tr><td>2015-16</td><td>3.3</td><td>1.5</td><td>1.0</td><td>0.0</td><td>.667</td><td>--</td><td>.500</td></tr><tr><td>CAREER</td><td>7.7</td><td>1.8</td><td>1.7</td><td>0.4</td><td>.528</td><td>--</td><td>.414</td></tr></table>		MIN	PTS	REB	APG	FG%	3FG%	FT%	2015-16	3.3	1.5	1.0	0.0	.667	--	.500	CAREER	7.7	1.8	1.7	0.4	.528	--	.414
	MIN	PTS	REB	APG	FG%	3FG%	FT%																				
2015-16	3.3	1.5	1.0	0.0	.667	--	.500																				
CAREER	7.7	1.8	1.7	0.4	.528	--	.414																				
	22	<b>Adam Weary</b> <ul style="list-style-type: none"><li>• Tied career high with seven assists vs. UVA-Wise</li><li>• 10+ points in 7-of-10 games this season; Six pts away from 1,000</li><li>• Preseason Second Team All-Big South</li></ul>	G • 6-3 • 205 • Sr. • Memphis, Tenn. • Ridgeway <table><tr><th></th><th>MIN</th><th>PTS</th><th>REB</th><th>APG</th><th>FG%</th><th>3FG%</th><th>FT%</th></tr><tr><td>2015-16</td><td>27.6</td><td>10.9</td><td>3.9</td><td>2.5</td><td>.488</td><td>.200</td><td>.622</td></tr><tr><td>CAREER</td><td>25.3</td><td>10.4</td><td>2.8</td><td>2.4</td><td>.466</td><td>.314</td><td>.730</td></tr></table>		MIN	PTS	REB	APG	FG%	3FG%	FT%	2015-16	27.6	10.9	3.9	2.5	.488	.200	.622	CAREER	25.3	10.4	2.8	2.4	.466	.314	.730
	MIN	PTS	REB	APG	FG%	3FG%	FT%																				
2015-16	27.6	10.9	3.9	2.5	.488	.200	.622																				
CAREER	25.3	10.4	2.8	2.4	.466	.314	.730																				
	24	<b>Anthony Lindauer</b> <ul style="list-style-type: none"><li>• Shooting 50% (7-14) from 3-point land in past four games</li><li>• Season-high 16 points (6-9 FG, 2-4 3pt FG) at Gardner-Webb</li><li>• Second on HPU in 3pt FG made this season (13)</li></ul>	G • 6-3 • 195 • Jr. • Moline, Ill. • Southern Tech Prep • Moline <table><tr><th></th><th>MIN</th><th>PTS</th><th>REB</th><th>APG</th><th>FG%</th><th>3FG%</th><th>FT%</th></tr><tr><td>2015-16</td><td>24.8</td><td>7.5</td><td>2.7</td><td>1.5</td><td>.368</td><td>.342</td><td>.923</td></tr><tr><td>CAREER</td><td>15.0</td><td>4.6</td><td>1.4</td><td>1.1</td><td>.405</td><td>.413</td><td>.933</td></tr></table>		MIN	PTS	REB	APG	FG%	3FG%	FT%	2015-16	24.8	7.5	2.7	1.5	.368	.342	.923	CAREER	15.0	4.6	1.4	1.1	.405	.413	.933
	MIN	PTS	REB	APG	FG%	3FG%	FT%																				
2015-16	24.8	7.5	2.7	1.5	.368	.342	.923																				
CAREER	15.0	4.6	1.4	1.1	.405	.413	.933																				
	25	<b>Ricky Madison</b> <ul style="list-style-type: none"><li>• Career bests in points (13), rebounds (6) vs. UVA-Wise</li><li>• Third on the team in free throws made (17) and attempted (26)</li><li>• Named 2015 Georgia AAAAAA Region 7 Player of the Year</li></ul>	F • 6-7 • 215 • Fr. • Norcross, Ga. • Norcross <table><tr><th></th><th>MIN</th><th>PTS</th><th>REB</th><th>APG</th><th>FG%</th><th>BPG</th><th>FT%</th></tr><tr><td>2015-16</td><td>8.3</td><td>3.9</td><td>2.7</td><td>0.3</td><td>.391</td><td>0.2</td><td>.654</td></tr><tr><td>CAREER</td><td>8.3</td><td>3.9</td><td>2.7</td><td>0.3</td><td>.391</td><td>0.2</td><td>.654</td></tr></table>		MIN	PTS	REB	APG	FG%	BPG	FT%	2015-16	8.3	3.9	2.7	0.3	.391	0.2	.654	CAREER	8.3	3.9	2.7	0.3	.391	0.2	.654
	MIN	PTS	REB	APG	FG%	BPG	FT%																				
2015-16	8.3	3.9	2.7	0.3	.391	0.2	.654																				
CAREER	8.3	3.9	2.7	0.3	.391	0.2	.654																				
	33	<b>Miles Bowman Jr.</b> <ul style="list-style-type: none"><li>• Missed the 2014-15 season due to injury; Out until January</li><li>• 20.4 ppg, 10.7 rpg, 64.4 FG% at Louisburg College in 2013-14</li><li>• 4.2 ppg, 3.3 rpg, 44.0 FG% at Delaware State in 2012-13</li></ul>	F • 6-6 • 225 • Sr. • Winston-Salem, N.C. • Louisburg • Delaware St • Parkland <table><tr><th></th><th>MIN</th><th>PTS</th><th>REB</th><th>APG</th><th>FG%</th><th>3FG%</th><th>FT%</th></tr><tr><td>2015-16</td><td>--</td><td>--</td><td>--</td><td>--</td><td>--</td><td>--</td><td>--</td></tr><tr><td>CAREER</td><td>--</td><td>--</td><td>--</td><td>--</td><td>--</td><td>--</td><td>--</td></tr></table>		MIN	PTS	REB	APG	FG%	3FG%	FT%	2015-16	--	--	--	--	--	--	--	CAREER	--	--	--	--	--	--	--
	MIN	PTS	REB	APG	FG%	3FG%	FT%																				
2015-16	--	--	--	--	--	--	--																				
CAREER	--	--	--	--	--	--	--																				



# HIGH POINT UNIVERSITY

## 2015-16 Game Notes

### Last Time Out - High Point 111, UVa-Wise 74 Millis Center - High Point, N.C. | Dec. 13, 2015

**HIGH POINT, N.C.** - The High Point University men's basketball team (8-2) decked the halls of the Millis Center with an outstanding offensive performance Sunday afternoon while wrapping up a 111-74 victory over UVA-Wise in the program's annual holiday game.

The Panthers dashed and danced their way up and down the floor while shooting 59.1 percent (39-66) from the field. The Purple & White rocked around with some Christmas threes – making 6-of-11 attempts (.545) from beyond the arc – and distributed a bunch of Santa's little helpers with a season-high 24 assists.

HPU also proved that all they wanted for Christmas was two – as 64 of the team's 111 points came in the paint. High Point is now 6-0 this season when at least 40 of their points come from inside the key.

The Purple & White played the Grinch to UVA-Wise's Whoos, making 12 steals while turning those into a spectacular present – a 31-0 edge in points off turnovers. HPU forced 19 Cavalier miscues on the afternoon. 10 Panthers played at least 10 minutes in the game, while nine wassailed through the Cavalier defense with at least six points. HPU's bench scored 55 of the team's 111 points.

#### Official Basketball Box Score -- Game Totals -- Final Statistics UVA-Wise vs High Point 12/13/15 4:00 p.m. at Millis Center (High Point, N.C.)

##### UVA-Wise 74 • 1-7

##	Player	Total	3-Pr	Rebounds	Off	Def	PF	TP	A	TO	Bk	Sf	Min	
05	Gervelle Kidd	r	6-8	4-4	0-0	0	5	5	2	16	1	1	0	23
11	Dimitri Sousa	r	2-6	0-3	4-4	2	3	5	2	8	1	4	0	21
13	Matt Day	r	2-5	2-4	0-1	0	3	4	6	3	1	0	0	23
01	Philip Owens II	r	5-14	1-5	1-2	0	0	0	4	12	5	3	0	33
03	Ricardo Hill Jr.	r	2-7	2-3	0-0	0	2	3	6	4	2	0	1	27
00	Lashain Matthews	r	1-7	0-2	4-5	0	2	2	0	6	0	3	0	13
10	Carmyn Fort	r	4-6	2-3	1-2	0	1	3	4	11	0	3	0	15
14	Conry Dick	r	0-3	0-0	0-0	0	1	3	6	0	1	0	0	18
22	Zach McDaniel	r	0-3	0-2	0-2	1	2	3	0	0	1	0	0	17
23	Demarcus Edwards	r	0-0	0-0	0-0	0	0	0	0	0	0	0	0	2
24	Anthony Howard Jr.	r	1-1	0-0	1-1	3	0	3	1	3	0	0	0	8
	Team					1	3	4						
	Totals		26-60	11-26	11-17	7	24	31	26	74	14	19	0	200
	FG % 1st Half: 15-33	45.5%	2nd half: 11-27	40.7%	Game: 26-60	43.3%								
	3FG % 1st Half: 7-16	43.8%	2nd half: 2-10	40.0%	Game: 11-26	42.3%								
	FT % 1st Half: 6-9	66.7%	2nd half: 5-8	62.5%	Game: 11-17	64.7%								

##### High Point 111 • 8-2

##	Player	Total	3-Pr	Rebounds	Off	Def	PF	TP	A	TO	Bk	Sf	Min	
00	BROWN, John	r	12-15	0-0	4-8	2	3	5	0	28	0	2	1	22
15	CUGINI, Lorenzo	r	5-8	2-4	2-2	1	2	3	0	14	1	0	0	23
02	WHITE, Austin	r	2-4	0-0	4-4	0	3	3	3	8	1	0	0	22
11	MCINTYRE, Haishen	r	1-2	0-0	0-0	0	1	1	2	2	3	0	0	11
22	WEAVER, Adam	r	2-7	0-0	0-0	0	2	2	1	4	7	1	0	14
03	FOX, Andre	r	2-7	0-0	4-5	0	2	2	4	8	0	0	0	16
05	BARBER, Deondre	r	1-1	1-1	0-0	0	2	0	1	3	0	0	1	9
10	THOMPSON, Tanique	r	3-3	0-0	3-3	2	1	3	0	9	0	1	0	14
12	PEREZ-LAHAM, Jorge	r	2-2	1-1	1-2	0	4	2	6	5	0	0	0	20
20	JAMES, K.J.	r	2-3	0-1	2-4	1	2	3	0	6	0	0	0	6
21	WHITEHEAD, Jordan	r	0-2	0-0	0-0	0	1	1	2	0	0	0	0	1
24	LINDAUER, Anthony	r	1-4	1-2	0-0	0	1	1	3	3	0	1	0	14
25	MADISON, Ricky	r	3-5	0-0	7-8	2	4	6	2	13	1	3	0	15
26	GOODING, Dexter	r	3-3	1-1	0-0	0	1	1	1	7	0	0	0	2
	Team					2	4	6						
	Totals		39-66	6-11	27-36	10	33	43	18	111	24	7	3	121
	FG % 1st Half: 20-32	59.4%	2nd half: 19-34	58.8%	Game: 39-66	59.1%								
	3FG % 1st Half: 2-5	40.0%	2nd Half: 4-6	66.7%	Game: 6-11	54.5%								
	FT % 1st Half: 12-18	66.7%	2nd Half: 15-18	83.3%	Game: 27-36	75.0%								

Officials: Kendall Pike, Austin Jones, Jesse Joseph  
Technical Fouls: Uva-Wise None, High Point None  
Attendance: 1507

Score by periods	1st	2nd	3rd	4th	Total
Uva-Wise	43	31			74
High Point	52	59			111

Last FG - WISE 2nd-00:00, HPU 2nd-00:37.  
Largest lead - WISE by 3 1st-08:45, HPU by 41 2nd-00:37.  
WISE led for 02:56, HPU led for 34:24, Game was tied for 02:40.

### HISTORY vs. NC STATE

#### All-Time Series: HPU trails, 0-2

Date	Site	Result
11/22/08	Raleigh, N.C.	L, 69-56
1927-28	Raleigh, N.C.	L, 46-20

### TALE OF THE TAPE | HIGH POINT vs. NC STATE

HPU (Big South Rank)	CATEGORY	NC STATE (ACC Rank)
80.1 (2nd)	POINTS PER GAME	79.9 (8th)
67.8 (5th)	OPP. POINTS PER GAME	74.1 (13th)
.497 (1st)	FIELD GOAL PERCENTAGE	.433 (13th)
.416 (5th)	OPP. FIELD GOAL PERCENTAGE	.415 (8th)
.424 (1st)	THREE-POINT FIELD GOAL PERCENTAGE	.338 (12th)
.302 (3rd)	OPP. THREE-POINT FIELD GOAL PERCENTAGE	.373 (12th)
.708 (4th)	FREE THROW PERCENTAGE	.705 (7th)
15.8 (1st)	ASSISTS PER GAME	13.5 (11th)
+0.6 (t-6th)	REBOUNDING MARGIN	+5.9 (13th)
+4.6 (1st)	TURNOVER MARGIN	+0.9 (11th)

### WEDNESDAY'S MATCHUP

#### MEDIA COVERAGE

Wednesday's game will be broadcast nationally on ESPN3, with Andrew Sanders (play-by-play) and Chris Corchiani (color commentary) on the call. In addition, the game will air live on the High Point Panthers Radio Network, with Kevin Burke and Stafford Stephenson providing analysis. Pre-game coverage begins at 6:30 p.m. (EST), with the post-game show immediately following the contest vs. the Wolfpack.

#### A LOOK AT THE WOLFPACK (6-3, 0-0 ACC)

North Carolina State was picked to finish eighth out of 15 teams in the 2015-16 ACC preseason poll. The Wolfpack returns 10 letter winners and two starters from a 2014-15 team that reached the Sweet 16 after toppling LSU (66-65) and No. 1 seed Villanova (71-68) in the NCAA Tournament. This season, NC State has won six of its first nine games, including victories over LSU (83-72) in Brooklyn and Big South foe Winthrop (87-79) in PNC Arena. The Wolfpack has dropped contests to William & Mary (85-68), Arizona State (79-76) and Michigan (66-59). NC State is led by preseason All-ACC second team selection Cat Barber. The junior guard ranks second in the ACC in scoring (20.6 ppg) and assists (5.8 apg). Barber also ranks sixth in the nation in free throws made (84) and is shooting 86.6 percent from the charity stripe. Barber is one of four NC State players that averages at least 10 points. The group includes Caleb Martin (15.2 ppg), Maveric Rowan (13.6 ppg) and Abdul-Malik Abu (10.7 ppg). Junior forward Beejay Anya leads the nation in total blocks (27) and chips in 5.9 ppg.

#### HISTORY vs. NORTH CAROLINA STATE

Wednesday's game will mark the third all-time meeting between the Panthers and the Wolfpack. NC State has won both meetings, including a 69-56 victory in the only Div. I matchup on Nov. 22, 2008 in Raleigh. Former HPU great Nick Barbour led the Panthers with 22 points (5-8 3pt FG) and six rebounds in the game, while Melvin Crowder (12) and Eugene Harris (10) each hit double figures for the Purple & White. In the only other meeting between the schools, NC State won 46-20, during the 1927-28 season.

#### HISTORY vs. ACC OPPONENTS

High Point University has posted a 2-30 record in 32 all-time meetings with ACC opponents. The Panthers most common ACC opponents are Wake Forest (1-11), North Carolina (0-7), Clemson (0-3) and Duke (0-3). Seven of the 11 meetings with the Demon Deacons came in the 1930s and 1940s. HPU's wins came over Wake Forest (19-13) in 1935 and Virginia Tech (84-75) in 1952. In the most recent meeting with an ACC program, HPU was edged at Clemson, 62-59, last season on Nov. 28, 2014. Haiishen McIntyre posted a career-best 10 assists in the game against the Tigers.

#### HISTORY vs. IN-STATE OPPONENTS

High Point has compiled a 324-264 (.551) record all-time against Div. I programs hailing from the Tar Heel State. HPU's most common opponents are Elon (86-76, .531), Appalachian State (60-36, .625) and Western Carolina (40-22, .645). The majority of those meetings came during the NAIA era. High Point is 76-70 (.521) against Big South programs from North Carolina and 249-194 (.562) against the rest of the state's Div. I teams. HPU has posted victories over Western Carolina (75-69), UNCG (90-72) and at Gardner-Webb (66-64) this season. The Panthers are a combined 1-23 against Duke, North Carolina, NC State and Wake Forest.

#### UP NEXT

High Point wraps up its two-game road trip with a contest at William & Mary on Monday (Dec. 21). Tip-off in Williamsburg, Va., is scheduled for 7 p.m. The Tribe has posted a 5-3 record this season.





# HIGH POINT UNIVERSITY

## 2015-16 Game Notes

### BIG SOUTH PRESEASON POLL

School (First-Place Votes)	Points
1. High Point (17)	320
2. Coastal Carolina (10)	301
3. Winthrop (3)	281
4. Radford	188
5. Gardner-Webb	187
6. Longwood	172
7. UNC Asheville	164
8. Charleston Southern (1)	140
9. Presbyterian College	132
10. Campbell	119
11. Liberty	42

### 2015-16 BIG SOUTH STANDINGS

\* Through games of 12/13

	- Conf. -		- Overall -	
High Point	2-0	1.000	8-2	.800
Winthrop	2-0	1.000	6-2	.750
UNC Asheville	1-0	.000	5-4	.556
Campbell	1-1	1.000	5-3	.625
Coastal Carolina	1-1	.500	5-4	.556
Radford	1-1	.500	6-5	.545
Gardner-Webb	1-1	.500	4-6	.400
Charleston Southern	1-1	.500	3-6	.333
Longwood	0-1	.000	3-7	.300
Presbyterian College	0-2	.000	4-5	.444
Liberty	0-2	.000	3-8	.272

### BROWN AMONGST ACTIVE NCAA SCORING LEADERS\*

No.	Name	School	Points
1.	D.J. Balentine	Evansville	1,980
2.	John Brown	High Point	1,886
3.	JuanYa Green	Hofstra	1,869
4.	Shawn Long	Louisiana-Lafayette	1,828
5.	Damion Lee	Drexel/Louisville	1,688
6.	Kyle Wilson	Army	1,670
7.	Georges Niang	Iowa State	1,667
8.	Jameel Warney	Stony Brook	1,631
9.	Jalan West	Northwestern State	1,592
10.	Kellen Dunham	Butler	1,583
11.	James Woodard	Tulsa	1,573
12.	Yogi Ferrell	Indiana	1,564
13.	Sheldon McClellan	Miami (Fla.)	1,544

\*Updated thru Sunday's games

### BROWN AMONGST ACTIVE NCAA FGM LEADERS\*

No.	Name	School	FG Made
1.	John Brown	High Point	724
2.	Shawn Long	Louisiana-Lafayette	688
3.	Jameel Warney	Stony Brook	678
4.	D.J. Balentine	Evansville	660
5.	Georges Niang	Iowa State	624
6.	Kyle Wilson	Army	574
7.	JuanYa Green	Hofstra	568

\*Updated thru Sunday's games

### BROWN EARNS SECOND BIG SOUTH WEEKLY HONOR OF '15-16

Redshirt-senior forward John Brown was named the Big South Player of the Week Monday (Dec. 14) for the second time in four weeks after averaging 26.0 points, 8.0 rebounds and shooting 70 percent in wins over UNCG and UVA-Wise. He also earned the honor on Nov. 23 after posting averages of 21.5 points and 9.0 rebounds in HPU's wins at Drexel and vs. Western Carolina. Brown has garnered the weekly accolade seven times in his career.

### MCINTYRE, PEREZ-LAHAM PRODUCE PROFICIENT PLATOON

Point guards Haiishen McIntyre and Jorge-Perez Laham have virtually split the minutes at the point guard position this season and are a big reason why HPU leads the Big South in assist/turnover ratio (1.42) and assists per game (15.8). Perez-Laham has posted 29 assists and nine turnovers (3.2 ratio) in 18.5 minutes/contest, while McIntyre is at 27 assists and 13 turnovers (2.1 ratio) in 17.2 minutes/game.

### PANTHERS DOMINATE ON HOME FLOOR

The Purple & White are 25-2 (.926) in their last 27 home games and have won the last nine contests inside the Millis Center. The nine-game home streak is second longest in the Big South behind Winthrop (10). High Point has posted a 28-5 (.848) record at home since the start of the 2013-14 season, including a 15-3 mark (.833) in league play.

### CUGINI SECOND IN THE NATION IN 3PT FG PERCENTAGE

Through 10 games in 2015-16, senior forward Lorenzo Cugini is ranked second in the country in 3-point field goal percentage, shooting a blistering 61.0 percent (25-41) from long distance. He has made at least two 3-pointers in eight of 10 games, and HPU has posted a 7-1 record in those contests. The Stow, Ohio, native is now sixth all-time at HPU in 3-pointers made (130) and is first in career 3-point field goal percentage (.428).

### THINKING INSIDE THE BOX

High Point has made a concerted effort to work the ball inside this season. Although HPU ranks 12th nationally in 3-point field goal percentage (.424), the Panthers are 332nd out of 351 Div. I teams in 3-point field goals attempted. On the flip side, a total of 60.6 percent of HPU's points come from two-point range, and that number ranks 10th nationally. High Point has posted at least 40 points in the paint in six games and HPU owns a perfect 6-0 record in those contests.

### IT'S A BROWN BLOCK PARTY AND YOU'RE INVITED

Redshirt-senior forward John Brown ranks second in the Big South in blocks/game (2.0) and is 42nd in the country in total blocks (20). He has posted at least five blocks in two games and tied a career best with six against North Carolina Wesleyan on Nov. 15.

### PANTHERS FEATURE BALANCED SCORING ATTACK

High Point has had at least three players score in double figures in each of the team's first 10 games of 2015-16. Seniors John Brown and Lorenzo Cugini have posted at least 10 points in all 10 games, while fellow senior Adam Weary has reached the 10+ point plateau in seven of 10 contests.

### HPU HANDLES OPPONENTS FROM 3-POINT RANGE

Through 10 games this season, High Point ranks third in the Big South and 60th nationally in 3-point field goal percentage

### MISCELLANEOUS STATS

DOUBLE-FIGURE SCORING GAMES	Season	Career
John Brown	10	92
Adam Weary	7	54
Lorenzo Cugini	10	40
Anthony Lindauer	4	9
Tarique Thompson	--	5
Haiishen McIntyre	--	5
Jorge Perez-Laham	--	4
Austin White	1	2
Ricky Madison	2	2
K.J. James	--	1

20-POINT GAMES	Season	Career
John Brown	6	47
Adam Weary	--	5
Lorenzo Cugini	--	1

30-POINT GAMES	Season	Career
John Brown	1	5

DOUBLE-DOUBLES	Season	Career
John Brown	1	14

DOUBLE-FIGURE REBOUNDING GAMES	Season	Career
John Brown	1	14
Lorenzo Cugini	--	3

5 OR MORE ASSISTS	Season	Career
Jorge Perez-Laham	2	13
Adam Weary	2	11
Haiishen McIntyre	--	5
Lorenzo Cugini	--	2
John Brown	1	2
Anthony Lindauer	--	1

TIMES LED TEAM IN SCORING	Season	Career
John Brown	8	67
Adam Weary	--	11
Lorenzo Cugini	2	6
Anthony Lindauer	1	2
Jorge Perez-Laham	--	1

TIMES LED TEAM IN REBOUNDING	Season	Career
John Brown	7	48
Lorenzo Cugini	1	12
Ricky Madison	2	2
Adam Weary	1	2
Tarique Thompson	--	1
K.J. James	--	1

TIMES LED TEAM IN ASSISTS	Season	Career
Adam Weary	2	26
Jorge Perez-Laham	2	19
John Brown	4	12
Haiishen McIntyre	2	12
Lorenzo Cugini	-	8
Anthony Lindauer	--	2
K.J. James	--	2
DeAndre Barber	--	1



# HIGH POINT UNIVERSITY

## 2015-16 Game Notes

### TEAM HISTORY

First Season .....	1927-28
Arena .....	Millis Center, since 1992
Capacity .....	1,750
All-Time Record .....	1,358-1,016 (.572)
All-Time Division I Record (since '99-00) .....	237-256 (.481)
All-Time Big South Record .....	128-128 (.500)
Big South Regular Season titles.....	3 (2013, 2014, 2015)
NIT Appearances .....	1 (2014)
CIT Appearances .....	2 (2013, 2015)

### MEDIA RELATIONS CONTACT

Basketball Contact .....	Mark LaFrance
Office Phone .....	336-841-4605
Cell Phone .....	336-847-9636
E-mail .....	mlafranc@highpoint.edu
Press Row Phone .....	336-888-6313

### TEAM INFORMATION

2014-15 Record .....	23-10
2014-15 Big South Record .....	13-5
Conference Finish .....	T-1st
2014-15 Big South Tournament .....	Lost in Quarterfinal
2014-15 Postseason .....	CIT Second Round
2014-15 Nonconference Record .....	10-5
Starters Returning/Lost .....	3/2
Letterwinners Returning/Lost .....	11/4
Newcomers .....	4

### UNIVERSITY INFORMATION

Location .....	High Point, N.C.
Founded .....	1924
Enrollment .....	4,600
Nickname .....	Panthers
Colors .....	Purple (PMS 2685 C) and White
Conference .....	Big South
President .....	Dr. Nido Qubein
Athletic Director .....	Dan Hauser
Senior Woman Administrator .....	April Wines
Athletic Department Phone .....	336-841-9281
Athletics Web Site .....	HighPointPanthers.com

### COACHING STAFF

Head Coach .....	Scott Cherry
Alma Mater .....	North Carolina '93
Season at HPU .....	Seventh
Overall Record .....	104-93 (.528)
Big South Record .....	64-42 (.604)
Asst. Coaches .....	Ahmad Dorsett, Trey Brown, Eric Gabriel
Dir. of Operations .....	Scott Lombardi
Dir. of Player Development .....	Nate Bollinger

### Basketball Mailing Address

High Point University  
 Millis Center  
 High Point, N.C. 27268

defense (.302). HPU has limited its opponent to under 30 percent shooting from beyond the arc in five games in 2015-16.

### BROWN IN THE BIG SOUTH RANKINGS

Redshirt-senior John Brown is truly stuffing the stat sheet this season. He is second in the Big South in offensive rebounds/game (3.3), scoring (20.6 ppg) and blocks (2.0 bpg). The Jacksonville product also is third in field goal percentage (.619) and rebounding (7.6 rpg), ninth in defensive rebounds/game (4.3) and 10th in steals (1.4 spg).

### BROWN APPROACHING THE BIG SOUTH ALL-TIME ELITE

Redshirt-senior forward John Brown is one of just four players in Big South history to post 1,500 points, 500 rebounds, 100 assists, 100 steals and 100 blocks in a career. This season, he will most likely become just the second player in league annals with 2,000 points, 800 rebounds, 150 steals, 100 blocked shots and 100 assists. VMI's Stan Okoye is the only Big South player with those benchmarks.

### THEY'RE CALLED FREE THROWS FOR A REASON

High Point has excelled at the charity stripe over the past two seasons and will look to once again take advantage of free throw opportunities this season. HPU has ranked in the top-40 in the nation in each of the past two years in the category. The Purple & White led the Big South and ranked 39th nationally with a 73.5 percent clip in 2014-15 and were second in the league and 32nd in the country in 2013-14 (.742). Overall, HPU has posted a cumulative .738 free throw clip (1031-1397) since the start of the 2013-14 campaign.

### CHERRY HITS DIV. I WINS RECORD, 100-WIN MILESTONE

High Point head coach Scott Cherry picked up his 97th career victory as skipper of the Panthers on Nov. 25 when the Panthers defeated NC Wesleyan. With the victory, Cherry moved past Bart Lundy and into sole possession of first place on the HPU all-time Div. I wins list. With HPU's Nov. 28 win over Morgan State, Cherry became the third coach in the program's 88-year history to reach the 100-win milestone, joining Jerry Steele (457-412 from 1972-03) and Virgil Yow (323-198 from 1933-45 & 1953-62). Cherry is now 104-93 in seven seasons with the Panthers.

### BEST OF THE BIG SOUTH

Since the start of the 2012-13 season, HPU leads the Big South in conference wins (39), conference winning percentage (.750) and is the only school to make three straight post-season appearances. Last season, HPU claimed a share of the 2014-15 Big South regular season title. The Panthers are the first team since Winthrop (2004-07) under Gregg Marshall to win three consecutive Big South regular season championships.

### PANTHERS THRIVE IN LEAGUE PLAY UNDER CHERRY

The Panthers have posted a 128-128 (.500) Big South record in 16 all-time Division I seasons, but that mark is certainly on the upswing. HPU is 64-42 (.604) in the Big South under head coach Scott Cherry. The Purple & White are 39-13 (.750) in conference since the start of the 2012-13 league slate and have captured the last three Big South regular season championships.

### BROWN NAMED TO DR. J WATCH LIST

Redshirt-senior John Brown has been named to the 2016 Julius Erving Award Watch List, an honor given to the top small forward in the nation. He is the only mid-major player on the list

### What to Watch, Career Milestones

#### HPU All-Time Scoring List

1. Gene Littles (1965-69) .....	2,398
2. Nick Barbour (2008-12) .....	2,121
3. Arizona Reid (2004-08) .....	2,069
4. <b>John Brown (2012-present)</b> .....	<b>1,886</b>
5. Brett Speight (1993-97) .....	1,877

#### HPU Career Field Goals Made

1. Gene Littles (1965-69) .....	881
2. Arizona Reid (2004-08) .....	864
3. <b>John Brown (2012-present)</b> .....	<b>724</b>
4. Danny Witt (1966-70) .....	677
5. Nick Barbour (2008-12) .....	660

#### HPU Career 3-Point Field Goal Percentage

1. <b>Lorenzo Cugini (2012-present)</b> .....	<b>428 (130-304)</b>
2. George Byers (1986-90) .....	425 (97-228)
3. Devante Wallace (2011-2015) .....	423 (181-428)
4. Brooks Lee (1998-00) .....	419 (54-129)
5. <b>Anthony Lindauer (2013-present)</b> ....	<b>413 (71-172)</b>
6. Nick Barbour (2008-11) .....	403 (314-780)

#### HPU Offensive Rebound Leaders (Div. I Only)

1. <b>John Brown (2012-present)</b> .....	<b>323</b>
2. Arizona Reid (2004-08) .....	318
3. Corey Law (2009-13) .....	296
4. Cruz Daniels (2006-10) .....	292
5. Danny Gathings (2002-05) .....	196

#### HPU Blocked Shots Leaders

1. Cruz Daniels (2006-10) .....	297
2. <b>John Brown (2012-present)</b> .....	<b>138</b>
3. Issa Konare (2003-06) .....	108

#### HPU Career Steals Leaders

1. Arizona Reid (2004-08) .....	153
2. <b>John Brown (2012-present)</b> .....	<b>148</b>
3. Derek Van Weerdhuizen (1998-01) .....	140
3. Landon Quick (2003-07) .....	137
5. Danny Gathings (2002-05) .....	136

#### HPU Career Games Started Leaders (Div. I Only)

1. Arizona Reid (2004-08) .....	100
2. <b>John Brown (2012-present)</b> .....	<b>98</b>
3. Nick Barbour (2008-12) .....	94
4. Eugene Harris (2006-10) .....	93
5. Cruz Daniels (2006-10) .....	87

#### HPU Career Assists Leaders

1. Mike Jefferson (2005-08) .....	470
...	
5. Eugene Harris (2006-10) .....	263
6. Jairus Simms (2009-13) .....	260
7. <b>Adam Weary (2012-present)</b> .....	<b>228</b>
8. Dustin Van Weerdhuizen (2000-03) .....	216

#### HPU Career 3pt FG Made Leaders

1. Nick Barbour (2008-12) .....	314
2. Eugene Harris (2006-10) .....	283
3. Devante Wallace (2011-15) .....	184
5. Dustin Van Weerdhuizen (2000-03) .....	163
6. <b>Lorenzo Cugini (2012-present)</b> .....	<b>130</b>
7. Zione White (2003-05) .....	128



# HIGH POINT UNIVERSITY

## 2015-16 Game Notes

### 2015-16 HPU BY THE NUMBERS

#### OVERALL

Leading at the half	8-0
Trailing at half	0-2
Tied at the half	0-0
Playing overtime	0-0
Shooting 50 percent or better from the field	5-0
Shooting between 40-50 percent	3-1
Shooting less than 40 percent	0-1
Opponent shoots 50 percent or better	2-1
Opponent shoots between 40-50 percent	3-0
Opponent shoots less than 40 percent	3-1

HPU outrebounds the opposition	5-1
Opponent outrebounds HPU	2-1
Teams are tied in rebounds	1-0
HPU has 8-or-more steals	4-0
HPU shoots better than 70 percent on FT	5-0
HPU makes 8-or-more 3-pointers	1-1
Opponent makes 8-or-more 3-pointers	1-0
HPU has 15-or-fewer turnovers	7-1
HPU forces 15 or more opponent turnovers	6-2
HPU has fewer turnovers than opposition	6-2
HPU has more turnovers than opposition	2-0
Turnovers are equal	0-0

HPU bench outscores opponent bench	5-0
HPU outscores opponent in points in the paint	7-1
HPU wins fast break points	7-1

Playing in the Millis Center	6-0
Playing on the road	2-2
Playing on a neutral floor	0-0

Game is decided by 1-5 points	1-2
Game is decided by 6-9 points	2-0
Game is decided by 10-14 points	1-0
Game is decided by 15+ points	4-0

Playing at night	5-2
Playing in the afternoon/morning	3-0

One player in double figures	0-0
Two players in double figures	0-0
Three players in double figures	6-1
Four or more players in double figures	2-1
All five starters in double figures	0-0
No players with double figures	0-0

In November	4-2
In December	4-0
In January	0-0
In February	0-0
In March	0-0

On Sunday	2-0
On Monday	0-0
On Tuesday	0-0
On Wednesday	3-1
On Thursday	0-0
On Friday	0-1
On Saturday	3-0

of 20 nominees. In addition, the 2014 AP All-America honorable mention pick was named the Big South preseason Player of the Year for the third-straight season.

#### NATIONAL TV APPEARANCES

HPU will play at least six games on national television in 2015-16, including at least five on the ESPN Family of Networks. HPU opened the season at Texas Tech (Nov. 13) on Fox College Sports Pacific and faced Georgia Nov. 25 in a game televised live on ESPNU. HPU also will play at least three ESPN3 contests, including games at NC State (Dec. 16) and vs. Coastal Carolina (Jan. 16) and Charleston Southern (Feb. 13). HPU's game at Liberty (Jan. 23) will air on the American Sports Network. In addition, four Big South games on Thursday nights are candidates to be picked up by ESPNU. The Panthers played a school-record nine nationally televised games in 2014-15.

#### BROWN CLIMBS THE HPU ALL-TIME SCORING LIST

John Brown entered the 2015-16 campaign sixth on the HPU all-time scoring list and is now fourth. He needs 235 points to surpass Nick Barbour ('12) and become HPU's all-time Division I leading scorer. With 512 points, Brown will pass Gene Littles ('69) and become the all-time leading scorer in the program's 88-year history.

#### HPU PICKED TO WIN BIG SOUTH IN PRESEASON POLL

The Panthers were picked to win the Big South in the league's 2015-16 preseason poll and received 17 of a possible 31 first place votes. 2015 Big South Tournament champion Coastal Carolina was picked second (10 first place votes), followed by Winthrop (3). Redshirt-senior forward John Brown was named the Big South preseason Player of the Year for the third-straight season, while guard Adam Weary was named to the preseason All-Big South Second Team.

#### BROWN NOMINEE FOR ALLSTATE NABC GOOD WORKS TEAM

Redshirt-senior John Brown is a candidate for the 2016 All State NABC Good Works Team. The distinguished award shines a spotlight on a select group of student-athletes who have shown dedication to service in their communities. There are 154 Div. I men's basketball nominees. The 10-member team will be announced in February.

#### JOHN BROWN: HPU'S HUMAN HIGHLIGHT REEL

Redshirt-senior forward John Brown has made an impressive 10 appearances on ESPN's SportsCenter Top Plays with his gravity-defying dunks since 2012, including three in 2014-15. In his most recent appearance, Brown hit No. 2 after a ridiculous alley-oop slam at Coastal on Feb. 6. He also has made multiple appearances on ESPN SportsNation.

#### PRESEASON ACCOLADES FOR JB

Redshirt-senior forward John Brown has received pre-season Mid-Major All-America accolades from NBCSports.com, CollegeInsider.com and Mid-Major Madness. He was ranked the No. 56 player in the nation by SB Nation and checked in at No. 64 on the CBSports.com list and No. 98 in the NBCSports.com rankings. Brown also was named the Big South Preseason Player of the Year for the third-straight campaign and is a pre-season candidate for the Lou Henson Award, given to the top mid-major player in college hoops. The Jacksonville, Fla., native earned Big South Player of the Year honors in 2013-14 and was an AP All-America Honorable Mention selection. He earned Lute Olson All-America honors in 2015.

### HPU BIG SOUTH RECORD YEAR-BY-YEAR (LAST 11)

Year	Overall (BS)	Div. (Overall)	Postseason
2015-16	8-2 (2-0)	--	--
2014-15	23-10 (13-5)	T-1st	CIT Second Round
2013-14	16-15 (12-4)	1st (1st)	NIT First Round
2012-13	17-14 (12-4)	1st (T-1st)	CIT First Round
2011-12	13-18 (8-10)	9th	Big South Quarters
2010-11	12-19 (7-11)	7th	Big South Semis
2009-10	15-15 (10-8)	5th	Big South Quarters
2008-09	9-21 (4-14)	9th	Big South Quarters
2007-08	17-14 (8-6)	3rd	Big South Semis
2006-07	22-10 (11-3)	2nd	Big South Semis
2005-06	16-13 (8-8)	5th	Big South Semis

### 2015-16 BIG SOUTH PLAYER OF THE WEEK HONORS

Name	Date	Tm Record	Stats
John Brown	Nov. 23	2-0	21.5 ppg, 7.5 rpg, 57.9 FG%
John Brown	Dec. 14	2-0	26.0 ppg, 8.0 rpg, 70.0 FG%

### HPU IN THE NATIONAL RANKINGS (As of 12/14)

Category	Avg.	Rank	National Leader
3pt Field Goal %	.424	12	Oklahoma (.487)
Field Goal %	.497	19	Indiana (.539)
Turnover Margin	+4.6	21	UNCW (+9.2)
A/TO Ratio	1.42	38	Michigan State (1.87)
Fewest TO/game	11.1	39	Temple (8.4)
Turnovers Forced	15.7/gm	52	West Virginia (22.7)

### JOHN BROWN IN THE NATIONAL RANKINGS

Category	Avg./Total	Rank	National Leader
FG Made	78	8	Pascal Siakam, NMSU (.83)
Points/Game	20.6	25	James Daniel, Howard (29.4)
Field Goal %	.619	27	Evan Bradds, Belmont (.748)
Free Throws Made	50	33	James Daniel, Howard (102)
Off. Reb./Game	3.3	55	Chris Horton, A Peay (5.7)

### LORENZO CUGINI IN THE NATIONAL RANKINGS

Category	Avg./Total	Rank	National Leader
3pt Field Goal %	.610	2	Justin Bibbs, VT (.625)
Field Goal %	.570	53	Evan Bradds, Belmont (.748)



# HIGH POINT UNIVERSITY

## 2015-16 Game Notes

### The Last Time...

#### An HPU Player...

Scored 20+ points..... John Brown (28) vs. UVa-Wise (12/13/15)  
Scored 30+ points..... John Brown (30) vs. Morgan State (11/28/15)  
Scored 40+ points..... 44, Nick Barbour vs. Campbell (2/22/12)  
Scored 50+ points..... 51, Kirk Stewart vs. Belmont Abbey (1/2/65)  
Had 5+ three-pointers..... 5, Lorenzo Cugini at Texas Tech (11/13/15)  
Collected 10+ rebs..... John Brown (11) vs. UNCG  
Collected 15+ rebs..... 15, Allan Chaney vs. Ferrum (11/12/13)  
Collected 20+ rebs..... 20, Cruz Daniels vs. VMI (2/28/09)  
Had 10+ assists ..... 10, Haiishen McIntyre at Clemson (11/28/14)  
Had 5+ steals..... 5, John Brown vs. Campbell (1/10/15)  
Had 10+ steals..... 10, Dustin Van Weerdhuizen vs. Warren Wilson (11/27/01)  
Blocked 5 shots ..... 5, John Brown vs. Morgan State (11/28/15)  
Had a double-double ..... John Brown (24 pts, 11 reb) vs. UNCG (12/9/15)

#### An HPU Team...

Scored 100 points..... 111 (111-74) vs. UVa-Wise (12/13/15)  
Won by 30+ ..... 37 (111-74) vs. UVa-Wise (12/13/15)  
Won by 40+ ..... 58 (106-48) vs. Ferrum (12/17/14)  
Won by 50+ ..... 58 (106-48) vs. Ferrum (12/17/14)  
Shot 50% or better from the field ..... 59.1% vs. UVa-Wise (12/13/15)  
Shot 60% or better from the field ..... 70.9% vs. Ferrum (12/17/14)  
Had 10+ three-pointers..... 11 vs. Longwood (12/2/15)  
Collected 50+ rebs..... 52 vs. Liberty (1/16/13)  
Had 20+ assists ..... 24 vs. UVa-Wise (12/13/15)  
Had 30+ assists ..... 36 vs. Florida Christian (1/8/08)  
Had 15+ steals..... 16 vs. Ferrum (12/17/14)  
Had 10+ blocks..... 10 vs. NC Wesleyan (11/15/15)  
Forced 20+ turnovers..... 21 vs. Thomas (Ga.) (12/28/14)  
Forced 25+ turnovers..... 26 vs. Western Michigan (12/16/12)  
Won in the last second ..... 63-61 W at Presbyterian (12/3/09)  
Lost in the last second ..... 62-60 L vs. Winthrop (3/7/14)  
Won in overtime ..... 90-87 W (2OT) at Winthrop (1/3/2015)  
Lost in overtime ..... 71-72 L vs. Gardner-Webb (3/6/15)  
Won in double-OT ..... 90-87 W (2OT) at Winthrop (1/3/2015)  
Lost in double-OT ..... 87-92 L vs. Radford (2/23/05)  
Played 3+ overtimes..... 97-93 3OT L at Charleston Southern (2/28/15)  
Had two 20-point scorers ..... at Gardner-Webb (1/14/15)  
..... John Brown (23), Adam Weary (23)  
Had two with 10 rebounds ..... vs. Gardner-Webb (3/6/15)  
..... Lorenzo Cugini (11), John Brown (10)  
Had two with double-doubles ..... vs. Liberty (1/16/13)  
..... Allan Chaney (22 pts./12 rebs.), John Brown (18 pts./11 rebs.)

#### An Opposing Player...

Scored 20+ points..... Tyrell Nelson (20) at Gardner-Webb (12/5/15)  
Scored 30+ points..... Saah Nimley (38) at Charleston Southern (2/28/15)  
Had 5+ three-pointers..... Tavon Allen (6) at Drexel (11/18/15)  
Collected 10 rebs..... Tyrell Nelson (11) at Gardner-Webb (12/5/15)  
Collected 15 rebs..... Jerome Hill (16) at Gardner-Webb (1/14/15)  
Had 10 assists..... 10, Lucas Woodhouse vs. Longwood (1/15/14)  
Had 5 steals..... 5, Tyler Strange vs. Gardner-Webb (3/6/15)  
Blocked 5 shots ..... 6, Chris Horton vs. Austin Peay (12/29/12)  
Triple-double ..... 14 pt/10 reb/13 asst, Jesse Sanders vs. Liberty (1/21/12)

#### An Opponent...

Scored 100 points..... 109, Marshall (12/20/09)  
Won by 30+ ..... 54 (97-43) at No. 12 Ohio State (12/10/14)  
Won by 40+ ..... 54 (97-43) at No. 12 Ohio State (12/10/14)  
Won by 50+ ..... 54 (97-43) at No. 12 Ohio State (12/10/14)  
Had 10+ three-pointers..... 11 vs. UVA-Wise (12/13/15)  
Collected 50+ rebs..... 53 vs. Western Michigan (12/16/12)  
Had 20+ assists ..... 22 at Wofford (12/30/13)  
Had 15+ steals..... 17 at Arkansas (12/28/13)  
Had 10+ blocks..... 11, Georgia (12/21/10)  
Forced 20+ turnovers..... 25 at Arkansas (12/28/13)  
Forced 25+ turnovers..... 25 at Arkansas (12/28/13)  
Had two 20-point scorers..... Saah Nimley (38), Arlon Harper (20) at CSU (2/28/2015)  
Had two with 10 rebounds..... Jaron Blossomgame (13)  
..... & Landry Nnoko (13) at Clemson (11/28/14)





# HIGH POINT UNIVERSITY

## 2015-16 Game Notes



## HEAD COACH SCOTT CHERRY

Head coach Scott Cherry, now entering his seventh season as bench boss for the Panthers, has taken the High Point University men's basketball program to new heights over the past three seasons.

Under the guidance of Cherry, HPU has captured three consecutive regular season Big South titles. The Panthers are one of just six programs nationally to accomplish the feat, joining Kansas, Gonzaga, Davidson, Harvard and Stephen F. Austin. The Panthers have qualified for the postseason in a school-record three straight seasons (2015 CIT, 2014 NIT, 2013 CIT).

In 2014-15, HPU put together a truly record-breaking campaign. The Panthers set new Div. I program records for overall wins (23), Big South victories (13), road wins (9) and Big South road wins (6). In addition, the Panthers advanced to the CollegeInsider.com Tournament, defeating Maryland Eastern Shore in the first round to earn the first postseason win in the program's Div. I history.

Cherry was named Big South Coach of the Year in 2013-14 after leading the Panthers to a 16-15 overall record and 12-4 league record. The Panthers won the Big South North Division and the overall conference regular season, earning the league's automatic bid to the National Invitation Tournament. Cherry is HPU's first Coach of the Year honoree.

In six seasons, Cherry has a 96-91 overall record and 62-42 Big South record with the Panthers. HPU went 56-39 overall and 37-13 in the Big South in the last three seasons. Cherry led High Point to 12 Big South wins in both 2013-14 and 2012-13. HPU earned its first-ever Div. I postseason bid in 2012-13, the CollegeInsider.com Tournament, and its first-ever NIT bid in 2013-14. The Panthers' Big South North Division title in 2012-13 was the team's first championship (regular season or tournament) since joining the league in 1999-2000.

High Point boasts 2013-14 Big South Player of the Year and AP All-America selection John Brown. Brown is a three-time All-Big South First Team and NABC All-District selection. The high-flying forward has been featured on ESPN SportsCenter's top 10 plays 10 times in just three seasons.

The team has received national exposure like never before under Cherry's watch. Brown's 10 ESPN SportsCenter appearances are the highlight. He earned ESPN's No. 1 play for an alley-oop during High Point's regular-season clinching win over Campbell on Feb. 28, 2014. Brown also has been featured in Sports Illustrated, The Sporting News and NBCSports.com, and his monster alley-oop dunk vs. Coastal Carolina on Feb. 6, 2015, was tweeted out by Deadspin, SB Nation, ESPN and seen by more than 2.5 million Twitter users.

Former guard Shay Shine was featured as SportsCenter's No. 1 and No. 2 plays during the 2010-11 season. Former forward Allan Chaney was featured by media across the nation, including the Washington Post, the Sporting News and ESPN.com. He was named CBSSports.com Comeback Player of the Year in 2012-13. Nick Barbour became High Point's first participant in the College 3-Point Championship in 2012

and Corey Law became HPU's first participant in the College Slam Dunk Championship in 2013.

Prior to Cherry's arrival, High Point went 9-21 overall and 4-14 in Big South play in 2008-09. HPU posted a six-win improvement in Cherry's first season of 2009-10, going 15-15 overall and 10-8 in the Big South.

Cherry brought an outstanding history of success to HPU. He was a member of four Sweet 16 squads and won a national title as a player at North Carolina before he compiled a 210-107 record over 10 seasons as an assistant coach. In his career as a player and coach, Cherry's teams have made 12 postseason appearances, including seven NCAA Tournaments and three NIT trips.

Cherry came to High Point University after serving as assistant coach to Darrin Horn for two seasons — first at Western Kentucky and, when Horn became head coach at South Carolina, Cherry moved on to become top assistant with the Gamecocks. Alongside Horn at South Carolina in 2008-09, Cherry played an integral part in helping lead the Gamecocks to a 21-10 finish that included a Southeastern Conference Eastern Division title and an appearance in the NIT. At Western Kentucky, Cherry assisted the Hilltoppers to a 29-7 mark, a Sun Belt Conference title, a No. 23 final national ranking and a historic trip to the NCAA Tournament's Sweet 16 as a No. 12 seed.

Prior to joining the Western Kentucky staff, Cherry spent seven seasons at George Mason from 1999-2002 and 2003-07 working alongside current Miami head coach Jim Larranaga. During Cherry's tenure at Mason, the Patriots earned four postseason bids, including two NCAA Tournament appearances, and went 140-79 (.639) overall and 82-40 (.672) in the Colonial Athletic Association. George Mason won the CAA regular-season title in 2005-06, earned an at-large berth to the NCAA Tournament and made it all the way to the Final Four as a No. 11 seed. On their way to the Final Four, George Mason upset Michigan State, North Carolina, Wichita State and No. 1 seed Connecticut. The Patriots finally lost to eventual national champion Florida and finished the season with a program-best 27-8 record, including a 15-3 CAA mark.

During his first stint with the Patriots from 1999-2002, Cherry helped lead the squad to three straight first- or second-place finishes in the CAA along with a 36-14 mark (.720 winning percentage) in league play. George Mason won the CAA Championship to advance to the NCAA Tournament in 2001 and earned a bid to the 2002 NIT.

A 1993 graduate of North Carolina with a degree in business administration, Cherry earned four letters for the Tar Heels basketball team and served as team captain as a senior. UNC went 107-33 in Cherry's four seasons, going to the Sweet 16 every year, the Final Four in 1991 and 1993 and winning the 1993 NCAA title. Upon graduation, Cherry played one season of professional basketball for the AEL Basketball Club in Limassol, Cyprus.

### Timeline...

**High Point**  
Head Coach  
2009-present

**South Carolina**  
Assistant Coach  
2008-09

**Western Kentucky**  
Assistant Coach  
2007-08

**George Mason**  
Assistant Coach  
1999-2002, 2003-07

**Tennessee Tech**  
Assistant Coach  
2002-03

**North Carolina**  
Player  
1989-93

### Scott Cherry Year-by-Year...

Season	Overall	Pct.	Big South	Pct.	Notes
2009-10	15-15	.500	10-8	.556	Improved from 9-19 overall and 4-14 in Big South the season before.
2010-11	12-19	.387	7-11	.389	Advanced to Big South Semifinals for first time in three years.
2011-12	13-18	.419	8-10	.444	Ranked sixth in NCAA in three-point percentage.
2012-13	17-14	.548	12-4	.750	Won Big South North Division, HPU's first title since joining BSC in 1999-2000.
2013-14	16-15	.516	12-4	.750	Won Big South regular season outright; HPU's first-ever automatic bid to NIT.
2014-15	23-10	.697	13-5	.722	Div. I school record 23 wins; First postseason victory in Div. I history
2015-16	8-2	.800	2-0	1.000	Became HPU all-time Div. I wins leader with victory over NC Wesleyan
<b>Total</b>	<b>104-93</b>	<b>.528</b>	<b>64-42</b>	<b>.604</b>	





# HIGH POINT UNIVERSITY

## 2015-16 Game Notes

### Numerical Roster

No.	Name	Cl.	Pos.	Ht.	Wt.	Hometown/High School (Previous College)
0	John Brown	R-Sr.	F	6-8	210	Jacksonville, Fla./Arlington Country Day (Oldsmar Christian)
2	Austin White	So.	G	6-0	185	South Orange, N.J./Saint Peter's Prep
3	Andre Fox	Fr.	G	6-4	180	Greenbelt, Md./Eleanor Roosevelt
5	DeAndre Barber	So.	G	6-2	195	Virginia Beach, Va./Bishop Sullivan
10	Tarique Thompson	Jr.	F	6-5	215	Raeford, N.C./Hoke County
11	Haiishen McIntyre	Sr.	G	6-2	180	Harrisburg, Pa./Harrisburg
12	Jorge Perez-Laham	Jr.	G	6-1	187	Canovanas, Puerto Rico/South Miami (Fla.)
15	Lorenzo Cugini	Sr.	F	6-7	225	Stow, Ohio/St. Vincent-St. Mary
20	K.J. James	So.	F	6-6	250	Charleston, S.C./Porter-Gaud School
21	Jordan Whitehead	So.	F	6-5	225	Morris Plains, N.J./Saint Peter's Prep
22	Adam Weary	Sr.	G	6-3	205	Memphis, Tenn./Ridgeway
24	Anthony Lindauer	Jr.	G	6-3	195	Moline, Ill./Moline (Southern Tech Prep)
25	Ricky Madison	Fr.	G/F	6-7	215	Norcross, Ga./Norcross
33	Miles Bowman Jr.	R-Jr.	F	6-6	220	Winston-Salem, N.C./Parkland (Louisburg College)
35	Dexter Gooding	Fr.	G	6-4	180	Daytona Beach, Fla./Spruce Creek

### Coaching Staff

Head Coach: Scott Cherry (Seventh season, North Carolina '93)  
 Assistant Coach: Ahmad Dorsett (Fifth season, George Mason '00)  
 Assistant Coach: Trey Brown (Fifth season, South Carolina '10)  
 Assistant Coach: Eric Gabriel (Third season, West Liberty '04)  
 Director of Operations: Scott Lombardi (Second season, UMBC '07)  
 Director of Player Development: Nate Bollinger (First season, Millersville '14)

### Pronunciation Guide

Lorenzo Cugini: coo-JEE-nee  
 Haiishen McIntyre: ha-SHEEN mac-in-TIRE  
 Tarique Thompson: tah-REEK  
 Jorge Perez-Laham: hor-hay per-EZ la-HAHM  
 Anthony Lindauer: lin-DOUR

### Alphabetical Roster

No.	Name	Cl.	Pos.	Ht.	Wt.	Hometown/Previous College/High School
5	DeAndre Barber	So.	G	6-2	195	Virginia Beach, Va./Bishop Sullivan
33	Miles Bowman Jr.	R-Jr.	F	6-6	220	Winston-Salem, N.C./Parkland (Louisburg College)
0	John Brown	R-Sr.	F	6-8	210	Jacksonville, Fla./Arlington Country Day (Oldsmar Christian)
15	Lorenzo Cugini	Sr.	F	6-7	225	Stow, Ohio/St. Vincent-St. Mary
3	Andre Fox	Fr.	G	6-4	180	Greenbelt, Md./Eleanor Roosevelt
21	Dexter Gooding	Fr.	G	6-4	180	Daytona Beach, Fla./Spruce Creek
20	K.J. James	So.	F	6-6	250	Charleston, S.C./Porter-Gaud School
24	Anthony Lindauer	Jr.	G	6-3	195	Moline, Ill./Moline (Southern Tech Prep)
25	Ricky Madison	Fr.	G/F	6-7	215	Norcross, Ga./Norcross
11	Haiishen McIntyre	Sr.	G	6-2	180	Harrisburg, Pa./Harrisburg
12	Jorge Perez-Laham	Jr.	G	6-1	187	Canovanas, Puerto Rico/South Miami (Fla.)
10	Tarique Thompson	Jr.	F	6-5	215	Raeford, N.C./Hoke County
22	Adam Weary	Sr.	G	6-3	205	Memphis, Tenn./Ridgeway
2	Austin White	So.	G	6-0	185	South Orange, N.J./Saint Peter's Prep
21	Jordan Whitehead	So.	F	6-5	225	Morris Plains, N.J./Saint Peter's Prep

### ROSTER BREAKDOWN

#### BY CLASS

##### Seniors (4)

John Brown  
 Lorenzo Cugini  
 Haiishen McIntyre  
 Adam Weary

##### Juniors (4)

Miles Bowman Jr.  
 Anthony Lindauer  
 Jorge Perez-Laham  
 Tarique Thompson

##### Sophomores (4)

DeAndre Barber  
 K.J. James  
 Austin White  
 Jordan Whitehead

##### Freshmen (3)

Andre Fox  
 Dexter Gooding  
 Ricky Madison

#### BY STATE/COUNTRY

##### North Carolina (2)

Miles Bowman Jr.  
 Tarique Thompson

##### Florida (2)

John Brown  
 Dexter Gooding

##### Georgia (1)

Ricky Madison

##### Illinois (1)

Anthony Lindauer

##### Maryland (1)

Andre Fox

##### New Jersey (2)

Austin White  
 Jordan Whitehead

##### Ohio (1)

Lorenzo Cugini

##### Pennsylvania (1)

Haiishen McIntyre

##### Puerto Rico (1)

Jorge Perez-Laham

##### South Carolina (1)

K.J. James

##### Tennessee (1)

Adam Weary


##### Virginia (1)

DeAndre Barber



# HIGH POINT UNIVERSITY

## 2015-16 Game Notes



### #0 | JOHN BROWN

R-Senior | Forward | 6-8 | 210

Jacksonville, Fla./Arlington Country Day

Oldsmar Christian (Prep)

Major: Human Relations



#### 2015-16 HIGHLIGHTS

- Tallied 28 points (12-15 FG) in just 22 minutes vs. UVA-Wise
- Posted 14th double-double of his career with 24 points (9-15 FG) and 11 rebounds in win vs. UNCG (Dec. 9)
- 18 points, nine rebounds, career-high seven assists vs. LWU
- Game highs of 30 points, nine rebounds and five blocks vs. Morgan State to go along with three assists and three steals
- Tallied game highs of 20 points, nine rebounds vs. WCU
- Game-highs of 23 points (8-13) FG, nine rebounds at Drexel
- Notched game-high 23 points (8-10 FG) and six blocks in home opener vs. NC Wesleyan (Nov. 15)

#### PERSONAL/HIGH SCHOOL INFO

- Has appeared on SportsCenter's Top Plays 10 times since 2012
- Has been featured in Sports Illustrated, NBCSports.com, The Sporting News, Pittsburgh Tribune and more
- Goal is to become a motivational speaker after he finishes his basketball career
- Dunk vs. Coastal Carolina on 2/5/14 was retweeted by Deadspin, SB Nation, ESPN and seen by more than 2.5 million people
- Named Florida 1A Player of the Year in 2009-10 at Arlington Country Day
- First-team All-State and Jacksonville Times-Union All-First Coast team; Led team to 23-6 record and the Florida Class 1A title game

#### 2015-16 GAME-BY-GAME

Opponent	Min	FG	3FG	FT	O-D-R	PF	A	TO	B	S	Pt
at Texas Tech	28*	5-11	0-0	3-7	5-3-8	5	4	7	1	2	13
NC WESLEY	27*	8-10	0-0	7-11	0-4-4	1	1	3	6	1	23
at Drexel	33*	8-13	0-0	7-10	2-7-9	3	1	3	0	2	23
W. CAROLINA	33*	8-15	0-0	4-4	4-5-9	2	3	2	1	1	20
at Georgia	27*	5-11	0-0	1-5	3-1-4	3	0	0	2	1	11
MORGAN ST	33*	10-14	0-0	10-12	6-3-9	1	3	0	5	3	30
LONGWOOD*	24*	5-7	0-0	8-9	5-4-9	3	7	1	2	0	18
at GWU*	31*	8-15	0-0	0-0	4-4-8	4	0	0	0	0	16
UNCG	29*	9-15	0-0	6-8	2-9-11	1	3	0	2	2	24
UVA WISE	22*	12-15	0-0	4-8	2-3-5	0	0	2	1	2	28
at NC State											
at W&M											
METHODIST											
RADFORD*											
at C. Southern*											
PC*											
at Winthrop*											
COASTAL*											
UNCA*											
at Liberty*											
at Campbell*											
GWU*											
LIBERTY*											
at Coastal*											
C. SOUTHERN*											
at Longwood*											
at Radford*											
WINTHROP*											
at PC*											
BSC #1											
BSC #2											
BSC #3											

#### CAREER HIGHS

Points	34, Twice (last vs. Winthrop, 2/11/15)
Rebounds	16, at Chattanooga (12/28/12)
Assists	7, vs. Longwood (12/2/15)
Steals	5, Three times (last vs. Campbell, 1/10/15)
Blocks	6, Twice (last vs. NC Wesleyan, 11/15/15)
FG Made	15, at Winthrop (1/3/15)
FG Attempts	28, at Winthrop (1/3/15)
3FG Made	N/A
3 FG Attempts	1, Nine times
FT Made	14, Twice (last at Radford, 2/15/14)
FT Attempts	17, at Morgan State (12/18/13)

#### 2015-16 SEASON HIGHS

Points	30, vs. Morgan State (11/28/15)
Rebounds	11, vs. UNCG (12/9/15)
Assists	7, vs. Longwood (12/2/15)
Steals	3, vs. Morgan State (11/28/15)
Blocks	6, NC Wesleyan (11/15/15)
FG Made	12, vs. UVA-Wise (12/13/15)
FG Attempts	15, Three times (last vs. UNCG, 12/9/15)
3FG Made	N/A
3FG Attempts	N/A
FT Made	10, vs. Morgan State (11/28/15)
FT Attempts	12, vs. Morgan State (11/28/15)

#### CAREER NOTABLES/HONORS

- 2016 Julius Erving Award Watch List
- 2016 Lou Henson Preseason All-America
- 2015 Lute Olson All-America; Henson Award Finalist
- Three-time All-Big South First Team selection (2013-15)
- 2014 AP All-America Honorable Mention; Big South Player of the Year
- Three-time NABC All-District (2014 First Team, 2013 Second Team)
- 2014 Rainbow Classic Most Valuable Player
- 2013 Big South Freshman of the Year
- 2013 Kyle Macy Freshman All-America
- Three-time Big South preseason Player of the Year (2013-14, 2014-15, 2015-16)
- One of two Big South players to reach 1,000 points by soph yr
- Holds Division I record for attempts with a 1.000 free-throw percentage in a game (14-14 vs. Radford, 2/15/14)

#### CAREER STATISTICS

			Total		3-Point		F-Throws		Rebounds											Scoring	
Season	gp-gs	min/avg	fg-fga	pct	fg-fga	pct	ft-fta	pct	off	def	tot	avg	pf	fo	ast	to	blk	stl	pts	avg	
2012-13	28-28	723/25.8	180-347	.519	0-0	.000	100-151	.662	84	87	171	6.1	72	3	19	37	34	48	460	16.4	
2013-14	31-31	986/31.8	224-411	.545	0-5	.000	155-208	.745	105	134	239	7.7	79	1	60	49	51	47	603	19.5	
2014-15	32-29	995/31.1	242-440	.550	0-6	.000	133-176	.756	101	91	192	6.0	66	0	39	53	33	39	617	19.3	
2015-16	10-10	287/28.7	78-126	.619	0-0	.000	50-74	.676	33	43	76	7.6	23	1	22	18	20	14	206	20.6	
TOTAL	101-98	2991/29.6	724-1324	.547	0-11	.000	438-609	.719	323	355	678	6.7	240	5	140	157	138	148	1886	18.7	



# HIGH POINT UNIVERSITY

## 2015-16 Game Notes



### #10 | TARIQUE THOMPSON

Junior | Forward | 6-5 | 215

Raeford, N.C.

Hoke County

Major: Human Relations



#### 2015-16 HIGHLIGHTS

- Nine points on 3-of-3 shooting vs. UVA-Wise
- Registered eight points, four rebounds at Gardner-Webb
- Tallied eight points (4-6 FG), five rebounds vs. Longwood
- Notched eight points, three rebounds vs. WCU on Nov. 21
- Eight points (3-6 FG), two assists vs. NC Wesleyan (Nov. 15)
- Six points, four rebounds in opener at Texas Tech (Nov. 13)

#### 2015-16 GAME-BY-GAME

Opponent	Min	FG	3FG	FT	O-D-R	PF	TO	B	S	Pt
at Texas Tech	12	3-7	0-0	0-0	3-1-4	4	0	2	0	6
NC WESLEY	16	3-6	0-0	2-2	0-2-2	2	2	0	0	8
at Drexel	9	2-4	0-0	0-0	1-0-1	4	0	0	0	4
W. CAROLINA	14	3-4	0-0	2-3	0-3-3	0	2	0	0	8
at Georgia	12	1-4	0-0	1-1	2-3-5	3	0	2	0	3
MORGAN ST	13	2-4	0-0	0-0	2-2-4	1	1	0	2	4
LONGWOOD*	17	4-6	0-0	0-0	2-3-5	4	1	0	2	8
at GWU*	17	4-8	0-0	0-0	2-2-4	2	1	0	0	8
UNCG	17	0-2	0-0	2-2	1-1-2	2	0	2	1	2
UVA WISE	14	3-3	0-0	3-3	2-1-3	0	0	1	1	9
at NC State										
at W&M										
METHODIST										
RADFORD*										
at C. Southern*										
PC*										
at Winthrop*										
COASTAL*										
UNCA*										
at Liberty*										
at Campbell*										
GWU*										
LIBERTY*										
at Coastal*										
C. SOUTHERN*										
at Longwood*										
at Radford*										
WINTHROP*										
at PC*										
BSC #1										
BSC #2										
BSC #3										

#### CAREER HIGHS

Points	19, vs. Bakersfield (11/14/14)
Rebounds	7, vs. Bakersfield (11/14/14)
Assists	3, vs. Ferrum (12/17/14)
Steals	3, Twice
Blocks	2, Twice (last vs. Morgan St, 11/28/15)
FG Made	8, vs. Bakersfield (11/14/14)
FG Attempts	13, vs. Bakersfield (11/14/14)
3FG Made	1, at Radford (1/22/15)
3 FG Attempts	1, Five times
FT Made	7, at Hawai'i (11/18/14)
FT Attempts	7, Five times

#### 2015-16 SEASON HIGHS

Points	9, vs. UVA-Wise (12/13/15)
Rebounds	5, Twice (last vs. Longwood, 12/2/15)
Assists	2, Twice (last vs. WCU, 11/21/15)
Steals	2, Twice (last at Gardner-Webb, 12/5/15)
Blocks	2, vs. Morgan State (11/28/15)
FG Made	4, Twice (last at Gardner-Webb, 12/5/15)
FG Attempts	8, at Gardner-Webb (12/5/15)
3FG Made	N/A
3FG Attempts	N/A
FT Made	3, vs. UVA-Wise (12/13/15)
FT Attempts	3, Twice (last vs. UVA-Wise, 12/13/15)

#### PERSONAL/HIGH SCHOOL INFO

- Played at Hoke County High School, where he was Southeastern Conference Player of the Year as both a junior and senior
- Two-time All-Cape Fear selection
- Played in the East-West All-Star game, scoring 12 points with seven rebounds and two assists
- Also invited to the North Carolina vs. South Carolina All-Star game.

#### CAREER NOTABLES/HONORS

- Posted at least six points in 11 games in 2014-15

#### CAREER STATISTICS

Season	gp-gs	min/avg	Total		3-Point		F-Throws		Rebounds				Scoring					
			fg-fga	pct	fg-fga	pct	ft-fa	pct	off	def	tot	avg	pf	fo	ast	to	blk	stl
2013-14	17-0	146/8.6	14-31	.452	0-2	.000	1-4	.250	14	21	35	2.1	12	0	5	8	1	3
2014-15	33-12	556/16.8	63-136	.463	1-3	.333	40-54	.741	34	53	87	2.6	50	0	28	20	9	14
2015-16	10-0	141/14.1	25-48	.521	0-0	.000	10-11	.909	15	18	33	3.3	22	0	7	7	4	6
TOTAL	60-12	843/14.1	102-215	.474	1-5	.200	51-69	.739	63	92	155	2.6	84	0	40	35	14	23





# HIGH POINT UNIVERSITY

## 2015-16 Game Notes



### #11 | HAI SHEN MCINTYRE

Senior | Guard | 6-2 | 180

Harrisburg, Pa.

Harrisburg High School

Major: Business Administration



#### 2015-16 HIGHLIGHTS

- Tallied nine points (4-5 FG), four rebounds and three assists vs. UNCG on Dec. 9
- Seven points (3-4 FG), five assists, two steals vs. Longwood
- Hit four critical free throws late in the second half at Drexel and finished with six points and a team high three assists

#### 2015-16 GAME-BY-GAME

Opponent	Min	FG	3FG	FT	O-D-R	PFA	TO	B	S	Pt
at Texas Tech	22	2-8	0-2	0-0	0-0-0	2 3	0	0	1	4
NCWESLEY	12	2-4	0-0	0-0	1-1-2	2 2	1	0	0	4
at Drexel	16*	1-5	0-0	4-4	1-1-2	3 3	1	0	0	6
W. CAROLINA	23*	1-3	0-0	4-4	1-1-2	1 1	1	0	0	6
at Georgia	15*	1-2	0-1	0-2	0-4-4	3 1	2	0	0	2
MORGAN ST	13*	0-1	0-0	0-0	0-0-0	1 2	1	0	1	0
LONGWOOD*	18*	3-4	1-1	0-1	0-2-2	0 5	2	1	2	7
at GWU*	24*	1-4	0-1	1-2	0-4-4	2 4	2	0	1	3
UNCG	18*	4-5	0-0	1-2	2-2-4	3 3	3	1	1	9
UVA WISE	11*	1-2	0-0	0-0	0-1-1	2 3	0	0	1	2
at NC State										
at W&M										
METHODIST										
RADFORD*										
at C. Southern*										
PC*										
at Winthrop*										
COASTAL*										
UNCA*										
at Liberty*										
at Campbell*										
GWU*										
LIBERTY*										
at Coastal*										
C. SOUTHERN*										
at Longwood*										
at Radford*										
WINTHROP*										
at PC*										
BSC #1										
BSC #2										
BSC #3										

#### CAREER HIGHS

Points.....	12, Twice
Rebounds.....	4, Eight times
Assists.....	10, at Clemson (11/28/14)
Steals.....	3, vs. Ferrum (12/17/14)
Blocks.....	1, 10 times
FG Made.....	5, Twice
FG Attempts.....	10, vs. Ferrum (11/12/13)
3FG Made.....	2, at Gardner-Webb (1/14/15)
3 FG Attempts.....	3, at Gardner-Webb (1/14/15)
FT Made.....	7, vs. Maryland Eastern Shore (3/18/15)
FT Attempts.....	8, vs. Maryland Eastern Shore (3/18/15)

#### 2015-16 SEASON HIGHS

Points.....	9, vs. UNCG (12/9/15)
Rebounds.....	4, Three times (last vs. UNCG, 12/9/15)
Assists.....	5, vs. Longwood (12/2/15)
Steals.....	2, vs. Longwood (12/2/15)
Blocks.....	1, Twice (last vs. UNCG, 12/9/15)
FG Made.....	4, vs. UNCG (12/9/15)
FG Attempts.....	8, at Texas Tech (11/13/15)
3FG Made.....	1, vs. Longwood (12/2/15)
3FG Attempts.....	2, at Texas Tech (11/13/15)
FT Made.....	4, Twice (last vs. WCU, 11/21/15)
FT Attempts.....	4, Twice (last vs. WCU, 11/21/15)

#### CAREER NOTABLES/HONORS

- Two-time Big South All-Academic Team selection (2014, 2015)
- Ranked second on the team with 83 assists in 2014-15

#### PERSONAL/HIGH SCHOOL INFO

- Has more than 26,000 Instagram followers
- Named first-team Class AAAA All-State in 2011-12 after scoring a school-record 24.2 points per game along with 6.5 rebounds and 5.0 assists
- Led Harrisburg to a 21-7 record and an appearance in the state quarterfinals his senior year
- Team won the conference championship his junior year ... Two-time Patriot-News Big 15 selection
- Totaled 1,186 points in his high school career
- Member of the National Honor Society.


#### CAREER STATISTICS

			Total		3-Point		F-Throws		Rebounds											Scoring	
Season	gp-gs	min/avg	fg-fga	pct	fg-fga	pct	ft-fa	pct	off	def	tot	avg	pf	fo	ast	to	blk	stl	pts	avg	
2012-13	18-0	141/7.8	10-34	.294	0-9	.000	5-8	.625	6	13	19	1.1	14	0	9	3	1	6	25	1.4	
2013-14	24-0	252/10.5	27-55	.491	1-5	.200	24-36	.667	5	23	28	1.2	19	0	29	20	3	12	79	3.3	
2014-15	31-18	632/20.4	42-101	.416	6-18	.333	40-55	.727	7	50	57	1.8	45	1	83	47	4	29	130	4.2	
2015-16	10-8	172/17.2	16-38	.421	1-5	.200	10-15	.667	5	16	21	2.1	19	0	27	13	2	8	43	4.3	
TOTAL	83-26	1197/14.4	95-228	.417	8-37	.216	79-114	.693	23	102	125	1.5	97	1	148	83	10	55	277	3.3	



# HIGH POINT UNIVERSITY

## 2015-16 Game Notes



### #12 | JORGE PEREZ-LAHAM

Junior | Guard | 6-1 | 187

Canovanas, Puerto Rico

South Miami (Fla.)

Major: International Business



#### 2015-16 HIGHLIGHTS

- Six points (2-2 FG), five assists, four rebounds vs. UVA-Wise
- Tallied four assists in win over UNCG on Dec. 9
- Six points (2-3 3pt FG), two assists in 27 minutes vs. MSU
- Five points, three rebounds at Drexel on Nov. 18
- Game-high seven assists vs. NC Wesleyan (11/15/15)

#### 2015-16 GAME-BY-GAME

Opponent	Min	FG	3FG	FT	O-D-R	P	F	A	T	B	S	Pt
at Texas Tech	13*	0-1	0-0	0-0	0-3-3	2	2	2	0	0	0	0
NC WESLEY	16*	0-1	0-0	0-0	0-0-0	0	7	1	0	0	0	0
at Drexel	13	2-3	1-1	0-0	0-4-4	0	0	0	0	0	5	
W. CAROLINA	17	1-3	0-1	0-0	0-2-2	2	2	2	0	1	2	
at Georgia	25	1-4	0-1	0-0	1-3-4	3	3	1	0	1	2	
MORGAN ST	27	2-7	2-3	0-0	0-1-1	1	2	1	0	1	6	
LONGWOOD*	18	2-3	1-1	0-1	1-0-1	1	2	0	0	1	5	
at GWU*	16	0-2	0-0	0-2	0-1-1	1	2	2	0	1	0	
UNCG	20	1-1	0-0	0-0	0-2-2	0	4	0	0	0	2	
UVA WISE	20	2-2	1-1	1-2	0-4-4	2	5	0	0	0	6	
at NC State												
at W&M												
METHODIST												
RADFORD*												
at C. Southern*												
PC*												
at Winthrop*												
COASTAL*												
UNCA*												
at Liberty*												
at Campbell*												
GWU*												
LIBERTY*												
at Coastal*												
C. SOUTHERN*												
at Longwood*												
at Radford*												
WINTHROP*												
at PC*												
BSC #1												
BSC #2												
BSC #3												

#### CAREER HIGHS

Points	16, at VMI (1/22/14)
Rebounds	4, Five times
Assists	12, at Presbyterian College (1/28/14)
Steals	3, at Eastern Kentucky (11/16/13)
Blocks	1, Twice
FG Made	6, at VMI (1/22/14)
FG Attempts	9, at VMI (1/22/14)
3FG Made	3, Twice (last at Liberty, 1/29/15)
3 FG Attempts	6, at Georgetown (12/5/13)
FT Made	5, at Longwood (1/15/14)
FT Attempts	7, at Longwood (1/15/14)

#### 2015-16 SEASON HIGHS

Points	6, Twice (last vs. UVA-Wise, 12/13/15)
Rebounds	4, Twice (last vs. UVA-Wise, 12/13/15)
Assists	7, vs. NC Wesleyan (11/15/15)
Steals	1, Five times
Blocks	N/A
FG Made	2, Four times (last vs. UVA-Wise, 12/13/15)
FG Attempts	7, vs. Morgan State (11/28/15)
3FG Made	2, vs. Morgan State (11/28/15)
3FG Attempts	3, vs. Morgan State (11/28/15)
FT Made	1, vs. UVA-Wise (12/13/15)
FT Attempts	2, Twice (last vs. UVA-Wise, 12/13/15)

#### CAREER NOTABLES/HONORS

- Missed the first 11 games of the 2014-15 season with a foot injury; returns healthy in 2015-16
- 5.3 ppg, 5.0 apg, 3.1 A/TO ratio over final 16 games of 2013-14
- Started 20 of the final 21 games of the season in 2013-14

#### PERSONAL/HIGH SCHOOL INFO

- Mother, Isis, played professional basketball in Puerto Rico
- Played on the Puerto Rico U-16 National Team
- Played his senior year at South Miami Senior High, where he earned first-team All-County and third-team All-State honors
- Team went 28-3 and made its first appearance in the state semifinals since 2004

#### CAREER STATISTICS

			Total		3-Point		F-Throws		Rebounds											Scoring	
Season	gp-gs	min/avg	fg-fga	pct	fg-fga	pct	ft-fa	pct	off	def	tot	avg	pf	fo	ast	to	blk	stl	pts	avg	
2013-14	31-20	628/20.3	40-110	.364	12-40	.300	22-28	.786	3	53	56	1.8	52	0	105	54	1	16	114	3.7	
2014-15	22-10	312/14.2	25-53	.472	10-17	.588	5-11	.455	4	30	34	1.5	26	0	44	22	1	14	65	3.0	
2015-16	10-2	185/18.5	11-27	.407	5-8	.625	1-5	.200	2	19	21	2.1	15	0	29	9	0	5	28	2.8	
TOTAL	63-32	1125/17.9	76-190	.400	27-65	.415	28-44	.636	9	102	111	1.8	93	0	178	85	2	35	207	3.3	



# HIGH POINT UNIVERSITY

## 2015-16 Game Notes



## #15 | LORENZO CUGINI

Senior | Forward | 6-7 | 225

Stow, Ohio

St. Vincent-St. Mary

Major: Chemistry



### 2015-16 HIGHLIGHTS

- 15 points (5-7 FG, 3-4 3pt FG) at Gardner-Webb on Dec. 5
- Registered 16 points (4-5 3pt FG) and five rebounds vs. LWU
- Notched 16 points (6-8 FG) vs. Morgan State on Nov. 28
- Game-high 14 points and eight rebounds at Georgia
- Tallied 13 points and seven rebounds vs. Western Carolina
- Notched 12 points and hit a critical 3-pointer late in the win at Drexel on Nov. 18
- Posted 15 points and hit 3-of-4 3-point attempts vs. NC Wesleyan on Nov. 15
- Team-high 15 points (5-7 3pt FG) on Nov. 13 at Texas Tech

### 2015-16 GAME-BY-GAME

Opponent	Min	FG	3FG	FT	O-D-R	PF	A	T	B	S	Pt
at Texas Tech	36*	5-8	5-7	0-0	0-3-3	4	3	1	0	1	15
NC WESLEY	19*	5-8	3-4	2-2	0-5-5	0	2	0	1	0	15
at Drexel	31*	4-8	2-5	2-2	0-2-2	0	1	0	0	0	12
W. CAROLINA	30*	6-14	1-3	0-0	3-4-7	3	0	1	0	0	13
at Georgia	33*	6-12	0-3	2-2	2-6-8	2	1	1	0	0	14
MORGAN ST	26*	6-8	2-3	2-2	0-3-3	0	2	2	0	0	16
LONGWOOD*	29*	5-10	4-5	2-2	1-4-5	1	2	1	0	1	16
at GWU*	32*	5-7	3-4	2-2	0-2-2	1	0	4	0	0	15
UNCG	27*	6-10	3-3	0-0	0-3-3	2	2	1	0	0	15
UVA WISE	23*	5-8	2-4	2-2	1-2-3	0	1	0	0	0	14
at NC State											
at W&M											
METHODIST											
RADFORD*											
at C. Southern*											
PC*											
at Winthrop*											
COASTAL*											
UNCA*											
at Liberty*											
at Campbell*											
GWU*											
LIBERTY*											
at Coastal*											
C. SOUTHERN*											
at Longwood*											
at Radford*											
WINTHROP*											
at PC*											
BSC #1											
BSC #2											
BSC #3											

### CAREER HIGHS

Points	24, vs. Campbell (1/10/15)
Rebounds	13, at Eastern Kentucky (3/20/15)
Assists	5, Twice (last vs. James Madison, 12/14/13)
Steals	2, Six times
Blocks	2, Twice (last vs. Stephen F. Austin, 12/1/13)
FG Made	9, vs. Campbell (1/10/15)
FG Attempts	14, vs. Western Carolina (11/21/15)
3FG Made	6, vs. Campbell (1/10/15)
3 FG Attempts	8, Twice (last at Campbell, 2/28/14)
FT Made	4, Four times
FT Attempts	5, vs. Wofford (11/24/13)

### 2015-16 SEASON HIGHS

Points	16, Twice (last vs. Longwood, 12/2/15)
Rebounds	8, at Georgia (11/25/15)
Assists	3, at Texas Tech (11/13/15)
Steals	1, Twice
Blocks	1, vs. NC Wesleyan (11/15/15)
FG Made	6, Four times (last vs. UNCG, 12/9/15)
FG Attempts	14, vs. Western Carolina (11/21/15)
3FG Made	5, at Texas Tech (11/13/15)
3FG Attempts	7, at Texas Tech (11/13/15)
FT Made	2, Seven times
FT Attempts	2, Seven times

### CAREER NOTABLES/HONORS

- Ranks first all-time at HPU in 3-point field goal percentage (.428) and is sixth all-time in 3-pointers made (130)
- Started 24 of 33 games in 2014-15
- Led HPU with a 45.1 3pt FG percentage and 55 3pt FG made in 2014-15; shot sizzling 51.4 percent from 3 in conference play
- Started 22 of 31 games for HPU in 2013-14
- Averaged 8.1 ppg and ranked second on the team with 34 3-pointers made; Shot 36.2 percent from deep in 2013-14

### PERSONAL/HIGH SCHOOL INFO

- Helped lead St. Vincent-St. Mary to state titles in 2009 and 2011; High school also has produced LeBron James, Jerome Lane
- Rated the No. 8 senior basketball player from Ohio by ESPN his senior year
- As a junior, averaged 14.8 points and 6.5 rebounds and was named second-team All-State by ESPN
- Named the state tournament's Most Outstanding Player after scoring 15 points with 10 rebounds in the championship game against Dayton Thurgood Marshall
- County All-Star in 2010, 2011 and 2012; Graduated as his school's seventh all-time leading scorer with 1,229 points

### CAREER STATISTICS

			Total		3-Point		F-Throws		Rebounds											Scoring	
Season	gp-gs	min/avg	fg-fga	pct	fg-fga	pct	ft-fa	pct	off	def	tot	avg	pf	fo	ast	to	blk	stl	pts	avg	
2012-13	31-0	434/14.0	51-122	.418	16-47	.340	8-13	.615	33	47	80	2.6	29	0	26	21	6	8	126	4.1	
2013-14	31-22	859/27.7	100-212	.472	34-94	.362	17-27	.630	30	94	124	4.0	61	2	38	31	5	15	251	8.1	
2014-15	33-24	956/29.0	116-224	.518	55-122	.451	37-42	.881	34	125	159	4.8	49	0	33	26	3	7	324	9.8	
2015-16	10-10	286/28.6	53-93	.570	25-41	.610	14-14	1.000	7	34	41	4.1	13	0	14	11	1	2	145	14.5	
TOTAL	105-56	2535/24.1	320-651	.492	130-304	.428	76-96	.792	104	300	404	3.8	152	2	111	89	15	32	846	8.1	





# HIGH POINT UNIVERSITY

## 2015-16 Game Notes



## #22 | ADAM WEARY

Senior | Guard | 6-3 | 205

Memphis, Tenn.

Ridgeway High School

Major: Business Administration



### 2015-16 HIGHLIGHTS

- Posted a game-high seven assists vs. UVa-Wise on Dec. 13
- Registered 14 points, five rebounds and five assists while going 4-of-4 from the field and 6-of-6 from the line vs. UNCG
- Notched 13 points and six rebounds at Georgia
- Tallied 18 points (8-13 FG) and four rebounds at Drexel
- Notched 14 points, six rebounds, three assists in home opener vs. NC Wesleyan (Nov. 15)
- 13 points, five rebounds in 34 minutes at Texas Tech (Nov. 13)

### 2015-16 GAME-BY-GAME

Opponent	Min	FG	3FG	FT	O-D-R	PF	A	TO	B	S	Pt
at Texas Tech	34*	5-9	0-1	3-4	1-4-5	3	1	1	0	1	13
NC WESLEY	23*	5-8	0-1	4-5	1-5-6	3	3	1	0	1	14
at Drexel	34*	8-13	0-1	2-5	2-2-4	2	1	2	0	1	18
W. CAROLINA	25*	1-3	0-1	4-4	1-5-6	3	2	1	0	0	6
at Georgia	36*	5-17	1-2	2-4	3-3-6	3	1	3	1	1	13
MORGAN ST	27*	5-10	0-1	0-1	1-2-3	3	2	3	0	0	10
LONGWOOD*	23*	5-8	1-2	0-1	0-0-0	3	1	0	0	1	11
at GWU*	31*	2-7	0-0	2-7	0-2-2	2	2	0	1	2	6
UNCG	19*	4-4	0-0	6-6	1-4-5	3	5	0	0	0	14
UVA WISE	24*	2-7	0-1	0-0	0-2-2	1	7	1	0	1	4
at NC State											
at W&M											
METHODIST											
RADFORD*											
at C. Southern*											
PC*											
at Winthrop*											
COASTAL*											
UNCA*											
at Liberty*											
at Campbell*											
GWU*											
LIBERTY*											
at Coastal*											
C. SOUTHERN*											
at Longwood*											
at Radford*											
WINTHROP*											
at PC*											
BSC #1											
BSC #2											
BSC #3											

### CAREER HIGHS

Points	23, at Gardner-Webb (1/14/15)
Rebounds	8, at Winthrop (1/5/13)
Assists	7, Three times (last vs. UVA-Wise, 12/13/15)
Steals	4, at Chattanooga (12/28/12)
Blocks	2, Twice (last vs. Winthrop, 3/7/14)
FG Made	10, at Gardner-Webb (1/14/15)
FG Attempts	17, at Georgia (11/25/15)
3FG Made	3, Twice
3 FG Attempts	7, at Charleston Southern (1/19/13)
FT Made	8, Three times
FT Attempts	10, vs. Radford (1/10/14)

### 2015-16 SEASON HIGHS

Points	18, at Drexel (11/18/15)
Rebounds	6, Twice (last at Georgia, 11/25/15)
Assists	7, vs. UVA-Wise (12/13/15)
Steals	1, Five times
Blocks	N/A
FG Made	8, at Drexel (11/18/15)
FG Attempts	17, at Georgia (11/25/15)
3FG Made	1, Twice
3FG Attempts	2, Twice
FT Made	6, vs. UNCG (12/9/15)
FT Attempts	7, at Gardner-Webb (12/5/15)

### CAREER NOTABLES/HONORS

- 2015-16 Preseason All-Big South Second Team
- Seventh all-time at HPU in career assists (228)
- Led Panthers in assists (85) in 2014-15 and averaged 10.8 ppg in conference play (2nd on team)
- 2013 Big South All-Freshman Team
- Battled injuries in 2013-14 but still played in 24 games, starting 17, and averaged 11.7 ppg
- Averaged 14.9 ppg against Big South teams with 10 or more league wins in 2013-14
- 317 total points ranked fourth in a season by a freshman since HPU moved up to NCAA Div. I in 1999-2000

### PERSONAL/HIGH SCHOOL INFO

- Led his team to a 31-2 record and the No. 1 ranking in Tennessee in 2011-12
- Averaged 16 points, five assists and four rebounds as a senior, earning All-State and All-District honors
- Team was district champion four times in a row
- Helped team to the Tennessee 3A state championship his freshman year
- Earned Ridgeway's Athletic Scholar-Award

### CAREER STATISTICS

			Total		3-Point		F-Throws		Rebounds											Scoring	
Season	gp-gs	min/avg	fg-fga	pct	fg-fga	pct	ft-fa	pct	off	def	tot	avg	pf	fo	ast	to	blk	stl	pts	avg	
2012-13	31-25	824/26.6	112-257	.436	19-66	.288	74-93	.796	23	81	104	3.4	77	3	70	60	9	42	317	10.2	
2013-14	24-17	616/25.7	101-204	.495	17-50	.340	62-90	.689	15	33	48	2.0	81	5	48	51	7	16	281	11.7	
2014-15	31-8	712/23.0	98-210	.467	17-49	.347	74-99	.747	14	60	74	2.4	60	2	85	60	4	20	287	9.3	
2015-16	10-10	276/27.6	42-86	.488	2-10	.200	23-37	.622	10	29	39	3.9	26	0	25	12	2	8	109	10.9	
TOTAL	96-60	2428/25.3	353-757	.466	55-175	.314	233-319	.730	62	203	265	2.8	244	10	228	183	22	86	994	10.4	



# HIGH POINT UNIVERSITY

## 2015-16 Game Notes



## #24 | ANTHONY LINDAUER

Junior | Guard | 6-3 | 195

Moline, Ill./Moline

Southern Tech Prep (Prep)

Major: Human Relations



### 2015-16 HIGHLIGHTS

- Notched 16 points on 6-of-9 shooting at Gardner-Webb
- Tallied 14 points (3-5 3pt FG) vs. Longwood on Dec. 2
- 10 points (2-3 3pt FG), three steals vs. NC Wesleyan (Nov. 15)
- Scored all 14 of his points in the second half (3-5 3pt FG) at Texas Tech on Nov. 13

### 2015-16 GAME-BY-GAME

Opponent	Min	FG	3FG	FT	O-D-R	PF	A	TO	B	S	Pt
at Texas Tech	32*	3-8	3-5	5-5	0-3-3	5	1	2	0	0	14
NC WESLEY	23*	4-5	2-3	0-0	0-1-1	1	2	0	1	3	10
at Drexel	29*	2-7	1-2	0-0	0-3-3	1	1	1	0	0	5
W. CAROLINA	28*	2-8	0-6	2-3	0-8-8	3	2	3	1	2	6
at Georgia	34*	0-10	0-7	0-0	0-2-2	2	2	0	0	0	0
MORGAN ST	12*	1-2	0-1	0-0	0-0-0	1	0	1	0	2	2
LONGWOOD*	25*	5-10	3-5	1-1	0-1-1	3	2	1	0	1	14
at GWU*	25*	6-9	2-4	2-2	0-1-1	1	1	4	0	0	16
UNCG	26*	1-5	1-3	2-2	0-5-5	2	1	2	1	2	5
UVA WISE	14	1-4	1-2	0-0	0-1-1	1	3	0	1	2	3
at NC State											
at W&M											
METHODIST											
RADFORD*											
at C. Southern*											
PC*											
at Winthrop*											
COASTAL*											
UNCA*											
at Liberty*											
at Campbell*											
GWU*											
LIBERTY*											
at Coastal*											
C. SOUTHERN*											
at Longwood*											
at Radford*											
WINTHROP*											
at PC*											
BSC #1											
BSC #2											
BSC #3											

### CAREER HIGHS

Points.....	19, vs. Ferrum (12/17/14)
Rebounds.....	8, vs. Western Carolina (11/21/15)
Assists.....	6, vs. Winthrop (2/1/14)
Steals.....	3, vs. NC Wesleyan (11/15/15)
Blocks.....	1, Eight times
FG Made.....	6, at Gardner-Webb (12/5/15)
FG Attempts.....	10, Twice (last at Georgia, 11/25/15)
3FG Made.....	3, Six times
3 FG Attempts.....	8, vs. VMI (2/26/14)
FT Made.....	6, vs. Ferrum (12/17/14)
FT Attempts.....	6, vs. Ferrum (12/17/14)

### 2015-16 SEASON HIGHS

Points.....	16, at Gardner-Webb (12/5/15)
Rebounds.....	8, vs. Western Carolina (11/21/15)
Assists.....	3, vs. UVA-Wise (12/13/15)
Steals.....	3, vs. NC Wesleyan (11/15/15)
Blocks.....	1, Four times (last vs. UVA-Wise, 12/13/15)
FG Made.....	6, at Gardner-Webb (12/5/15)
FG Attempts.....	10, Twice (last. vs. Longwood, 12/2/15)
3FG Made.....	3, Twice (last vs. Longwood, 12/2/15)
3FG Attempts.....	7, at Georgia (11/25/15)
FT Made.....	5, at Texas Tech (11/13/15)
FT Attempts.....	5, at Texas Tech (11/13/15)

### CAREER NOTABLES/HONORS

- Fifth in HPU all-time history in 3-point field goal percentage (min. 50 made 3 pt FGs) at 41.3 percent (71-172)

### PERSONAL/HIGH SCHOOL INFO

- 1,000-point scorer and all-time leading three-point shooter at Moline
- Dispatch/Argus Metro All-Star team and was fourth-team IBCA All-State in 2011-12 at Moline
- Averaged 22.4 points and hit 87 three-pointers his senior year at Moline, leading his team to the Class 4A regional championship

### CAREER STATISTICS

			Total		3-Point		F-Throws		Rebounds											Scoring	
Season	gp-gs	min/avg	fg-fga	pct	fg-fga	pct	ft-fga	pct	off	def	tot	avg	pf	fo	ast	to	blk	stl	pts	avg	
2013-14	30-6	435/14.5	43-101	.426	33-74	.446	11-13	.846	1	28	29	1.0	43	0	33	32	1	8	130	4.3	
2014-15	30-1	366/12.2	37-90	.411	25-60	.417	19-19	1.000	3	42	45	1.5	34	0	27	28	3	18	118	3.9	
2015-16	10-9	248/24.8	25-68	.368	13-38	.342	12-13	.923	0	25	25	2.5	20	1	15	14	4	12	75	7.5	
TOTAL	70-16	1049/15.0	105-259	.405	71-172	.413	42-45	.933	4	95	99	1.4	97	1	75	74	8	38	323	4.6	



# HIGH POINT UNIVERSITY

## 2015-16 Game Notes



### #2 Austin White • So. • G • 6-0 • 185 • South Orange, N.J./Saint Peter's Prep • Major: Business Admin

- Eight points, three rebounds in first career start vs. UVa-Wise on Dec. 13
- Career high three steals, four points in 20 minutes vs. Morgan State on Nov. 28
- Season-high 12 points (4-6 FG), two assists in 17 minutes vs. WCU (11/21)
- One of the team's top defenders; Saw action in 27 games in 2014-15
- Played 10+ minutes in eight games last season
- Second all-time leading scorer at Saint Peter's Prep
- Three-time New Jersey all-state selection
- Cousin is former Houston Rockets star and current NBA on TNT analyst Kenny Smith
- First player to ever wear a headband at HPU under head coach Scott Cherry

#### Season/Career Highs

Cat.	2015-16 High	Career High
Pts	12, vs. WCU (11/21/15).....13, vs. Thomas (Ga.) (12/28/14)	
3-Pters	1, vs. Longwood (12/2/15).....1, Three times	
Rebs	5, vs. NCW (11/15/15).....same	
Asst	2, vs. WCU (11/21/15).....3, vs. William Peace (11/25/14)	
Blocks	N/A.....N/A	
Steals	3, vs. Morgan State (11/28/15).....same	

Season	gp-gs	min/avg	Total		3-Point		F-Throws		Rebounds				Scoring					
			fg-fga	pct	fg-fga	pct	ft-fa	pct	off	def	tot	avg	pf	fo	ast	to	blk	stl
2014-15	27-0	210/7.8	19-51	.373	2-14	.143	22-34	.647	4	16	20	0.7	15	0	12	9	0	3
2015-16	10-1	135/13.5	13-28	.464	1-3	.333	12-15	.800	1	12	13	1.3	13	0	6	6	0	6
TOTAL	37-1	345/9.3	32-79	.405	3-17	.176	34-49	.694	5	28	33	0.9	28	0	18	15	0	9



### #3 Andre Fox • Fr. • G • 6-4 • 180 • Greenbelt, Md./Eleanor Roosevelt • Major: Human Relations

- Recorded eight points (4-5 FT), two steals in 16 min vs. UVa-Wise
- Posted seven points, three rebounds and two blocks in win over UNCG (Dec. 9)
- Eight points (4-6) in season-high 21 minutes vs. Morgan State (Nov. 28)
- Seven points (2-2 3pt FG) in college debut at Texas Tech (Nov. 13)
- Earned three varsity letters at Eleanor Roosevelt High School...Also played one year at Mount Zion Prep
- Led all Washington, D.C.-area public school players with 77 3-pointers as a junior while averaging more than 20 points per game
- As a sophomore, led the Raiders to the Maryland 4A state championship
- Played his AAU ball for Baltimore's Finest.

#### Season/Career Highs

Cat.	2015-16 High	Career High
Pts	8, Twice (last vs. UVa-Wise, 12/13/15).....same	
3-Pters	2, at Texas Tech (11/13/15).....same	
Rebs	4, at Gardner-Webb (12/5/15).....same	
Asst	3, vs. Longwood (12/2/15).....same	
Blocks	2, vs. UNCG (12/9/15).....same	
Steals	2, vs. UVa-Wise (12/13/15).....same	

Season	gp-gs	min/avg	Total		3-Point		F-Throws		Rebounds				Scoring					
			fg-fga	pct	fg-fga	pct	ft-fa	pct	off	def	tot	avg	pf	fo	ast	to	blk	stl
2015-16	10-0	133/13.3	15-44	.341	3-16	.188	9-12	.750	6	14	20	2.0	18	0	6	9	3	6
TOTAL	10-0	133/13.3	15-44	.341	3-16	.188	9-12	.750	6	14	20	2.0	18	0	6	9	3	6



### #5 DeAndre Barber • Fr. • G • 6-2 • 195 • Virginia Beach, Va./Bishop Sullivan • Major: Sport Management

- Three points (1-1 3pt FG), three assists in nine minutes vs. UVa-Wise (Dec. 13)
- Hit his first 3-pointer of the season vs. UNCG on Dec. 9
- Has played in five games in 2015-16
- Saw action in 19 games last season
- At least one assist in eight games in 2014-15
- Career-high seven points (3-3 FG), three assists vs. Ferrum on Dec. 17, 2014
- First career basket, two assists at Richmond on Nov. 22
- Named honorable mention all-state as a senior
- Was a four-time all-conference pick at Bishop Sullivan Catholic
- Named Team MVP for sophomore through senior seasons

#### Season/Career Highs

Cat.	2015-16 High	Career High
Pts	3, Twice (last vs. UVa-Wise).....7, vs. Ferrum (12/17/14)	
3-Pters	1, Twice (last vs. UVa-Wise).....1, Four times	
Rebs	3, vs. UVa-Wise (12/13/15).....same	
Asst	3, Twice (last vs. UVa-Wise).....3, Three times	
Blocks	N/A.....N/A	
Steals	1, vs. UVa-Wise (12/13/15).....2, at Liberty (1/29/15)	

Season	gp-gs	min/avg	Total		3-Point		F-Throws		Rebounds				Scoring					
			fg-fga	pct	fg-fga	pct	ft-fa	pct	off	def	tot	avg	pf	fo	ast	to	blk	stl
2014-15	19-0	172/9.1	6-14	.429	2-6	.333	3-6	.500	0	10	10	0.5	20	0	15	7	0	4
2015-16	6-0	41/6.8	2-2	1.000	2-2	1.000	0-0	.000	0	3	3	0.5	3	0	4	1	0	1
TOTAL	25-0	213/8.5	8-16	.500	4-8	.500	3-6	.500	0	13	13	0.5	23	0	19	8	0	5





# HIGH POINT UNIVERSITY

## 2015-16 Game Notes




### #20 K.J. James • Fr. • F • 6-6 • 250 • Charleston, S.C./Porter-Gaud School • Major: Sport Management

- Six points (2-3 FG), three rebounds vs. UVa-Wise on Dec. 13
- Has seen action in four games in 2015-16
- Appeared in 24 of 33 games as a freshman
- Made 17-of-33 field goal attempts during freshman campaign (.515)
- Career-high 13 points, six rebounds, three steals vs. Ferrum on Dec. 17, 2014
- Eight points, five rebounds and hit shot to send game vs. Bakersfield (11/14/14) into double overtime (HPU won 100-99 in 4OT)
- All-time leading scorer at Porter-Gaud School (2,300 points)
- Four-time all-conference selection at Porter-Gaud
- Father, Kurt James, played basketball at Michigan State with Magic Johnson

#### Season/Career Highs

Cat.	2015-16 High	Career High
Pts	6, vs. UVa-Wise (12/13/15)	13, vs. Ferrum (12/17/14)
3-Pters	N/A	same
Rebs	3, vs. UVa-Wise (12/13/15)	6, Twice
Asst	N/A	4, at No. 12 Ohio State (12/10/14)
Blocks	N/A	2, vs. Gardner-Webb (2/18/15)
Steals	N/A	3, vs. Ferrum (12/17/14)

Season	gp-gs	min/avg	Total		3-Point		F-Throws		Rebounds				Scoring							
			fg-fga	pct	fg-fga	pct	ft-fa	pct	off	def	tot	avg	pf	fo	ast	to	blk	stl	pts	avg
2014-15	24-0	202/8.4	17-33	.515	0-0	.000	10-25	.400	14	30	44	1.8	18	0	11	13	5	8	44	1.8
2015-16	4-0	13/3.3	2-3	.667	0-1	.000	2-4	.500	1	3	4	1.0	0	0	0	1	0	0	6	1.5
TOTAL	28-0	215/7.7	19-36	.528	0-1	.000	12-29	.414	15	33	48	1.7	18	0	11	14	5	8	50	1.8



### #21 Jordan Whitehead • So. • F • 6-5 • 225 • Morris Plains, N.J./Saint Peter's Prep • Major: Actuarial Science

- Posted a rebound and a steal vs. UVa-Wise on Dec. 13
- Has seen action in home games vs. NC Wesleyan, UNCG and UVa-Wise
- One of two walk-ons added to the roster for 2015-16
- High school teammate of HPU sophomore guard Austin White at Saint Peter's Prep in New Jersey

#### Season/Career Highs

Cat.	2015-16 High	Career High
Pts	N/A	N/A
3-Pters	N/A	N/A
Rebs	1, vs. UVa-Wise (12/13/15)	same
Asst	N/A	N/A
Blocks	N/A	N/A
Steals	1, vs. UVa-Wise (12/13/15)	same

Season	gp-gs	min/avg	Total		3-Point		F-Throws		Rebounds				Scoring							
			fg-fga	pct	fg-fga	pct	ft-fa	pct	off	def	tot	avg	pf	fo	ast	to	blk	stl	pts	avg
2015-16	3-0	4/1.3	0-2	.000	0-0	.000	0-0	.000	0	1	1	0.3	3	0	0	1	0	1	0	0.0
TOTAL	3-0	4/1.3	0-2	.000	0-0	.000	0-0	.000	0	1	1	0.3	3	0	0	1	0	1	0	0.0



### #25 Ricky Madison • Fr. • G/F • 6-7 • 215 • Norcross, Ga./Norcross • Major: Sport Management

- 13 points (8-9 FT), game-high six rebounds vs. UVa-Wise on Dec. 13
- Notched five points (2-3 FG) and an assist vs. UNCG on Dec. 9
- Posted 12 points (6-8 FT) and six rebounds vs. NC Wesleyan on Nov. 15
- Named Georgia AAAAAA Region 7 Player of the Year and was a first team all-state selection as a senior while averaging 16.3 ppg and 7.4 rpg
- Led Norcross to four regional championships, two Final Fours and the 2013 Georgia AAAAAA state championship during his career
- Member of a prestigious Norcross alumni group that includes NBA players Al Farouq-Aminu, Jeremy Lamb and Jodie Meeks
- Earned all-state honors from the Atlanta Journal-Constitution and all-metro honorable mention accolades from the Atlanta Tip-Off Club as a junior.

#### Season/Career Highs

Cat.	2015-16 High	Career High
Pts	13, vs. UVa-Wise (12/13/15)	same
3-Pters	N/A	same
Rebs	6, Twice (last vs. UVa-Wise, 12/13/15)	same
Asst	1, Three times (last vs. UVa-Wise, 12/13/15)	same
Blocks	1, Twice (last vs. WCU, 11/21/15)	same
Steals	2, vs. UVa-Wise (12/13/15)	same

Season	gp-gs	min/avg	Total		3-Point		F-Throws		Rebounds				Scoring							
			fg-fga	pct	fg-fga	pct	ft-fa	pct	off	def	tot	avg	pf	fo	ast	to	blk	stl	pts	avg
2015-16	9-0	75/8.3	9-23	.391	0-0	.000	17-26	.654	11	13	24	2.7	19	1	3	9	2	4	35	3.9
TOTAL	9-0	75/8.3	9-23	.391	0-0	.000	17-26	.654	11	13	24	2.7	19	1	3	9	2	4	35	3.9



# HIGH POINT UNIVERSITY

## 2015-16 Game Notes



### #33 Miles Bowman Jr. • Jr. • F • 6-6 • 220 • Winston-Salem, N.C./Parkland (Louisburg College)

- Expected to return from injury in January 2016
- Missed the 2014-15 season due to injury
- 20.4 ppg, 10.7 rpg, 64.4 FG% at Louisburg College in 2013-14
- 4.2 ppg, 3.3 rpg, 44.0 FG% at Delaware State in 2012-13
- Helped lead Parkland to conference championships during sophomore and junior years

#### Season/Career Highs

Cat.	2015-16 High	Career High
Pts	0	same
3-Pters	0	same
Rebs	0	same
Asst	0	same
Blocks	0	same
Steals	0	same



### #35 Dexter Gooding • Fr. • G • 6-4 • 180 • Daytona Beach, Fla./Spruce Creek • Major: Business Admin

- Posted seven points (3-3 FG, 1-1 3pt FG) in just two minutes vs. UVa-Wise
- Has seen action in home games vs. NC Wesleyan, UNCG and UVa-Wise
- One of two walk-ons added to the roster for 2015-16
- Averaged 14.1 points, 6.7 rebounds and 4.3 assists as a senior at Spruce Creek
- Part of the program's 2013-14 Class 6A, District 13 Championship
- His Ormond Beach Bruins AAU squad earned the 2009 USSA Florida Division I State Championship and the 2011 AAU Division I Florida State Championship

#### Season/Career Highs

Cat.	2015-16 High	Career High
Pts	7, vs. UVa-Wise (12/13/15)	same
3-Pters	1, vs. UVa-Wise (12/13/15)	same
Rebs	1, vs. UVa-Wise (12/13/15)	same
Asst	0	same
Blocks	0	same
Steals	0	same

Season	gp-gs	min/avg	Total		3-Point		F-Throws		Rebounds				Scoring					
			fg-fga	pct	fg-fga	pct	ft-fa	pct	off	def	tot	avg	pf	fo	ast	to	blk	stl
2015-16	3-0	4/1.3	3-3	1.000	1-1	1.000	0-0	.000	0	1	1	0.3	1	0	0	0	0	0
TOTAL	3-0	4/1.3	3-3	1.000	1-1	1.000	0-0	.000	0	1	1	0.3	1	0	0	0	0	0



# HIGH POINT UNIVERSITY

## 2015-16 Game Notes

### GAME #1: TEXAS TECH 77, HIGH POINT 73

Official Basketball Box Score -- Game Totals -- Final Statistics  
High Point vs Texas Tech  
11/13/15 8:05 p.m. at Lubbock, TX (United Supermarkets Arena)

#### High Point 73 • 0-1

#	Player	Total		3-Ptr		Rebounds		PF	TP	A	TO	Blk	Stl	Min
		FG-FGA	FG-FGA	FT-FTA	Off Def Tot	PF	TP							
00	BROWN, John	f	5-11	0-0	3-7	5	3	8	5	13	4	7	1	28
05	CUGINI, Lorenzo	f	5-8	5-7	0-0	0	3	3	4	15	3	1	0	36
12	PEREZ-LAHAM, Jorge	f	0-1	0-0	0-0	0	3	3	2	0	2	2	0	13
22	WEARY, Adam	g	5-9	0-1	3-4	1	4	5	3	13	1	1	0	34
24	LINDAUER, Anthony	g	3-8	3-5	5-5	0	3	3	5	14	1	2	0	32
02	WHITE, Austin		0-1	0-1	1-2	0	0	0	1	1	0	0	0	4
03	FOX, Andre		2-3	2-2	1-2	0	0	0	4	7	0	0	0	10
05	BARBER, DeAndre		0-0	0-0	0-0	0	1	1	1	0	1	0	0	4
10	THOMPSON, Tarique		3-7	0-0	0-0	3	1	4	4	6	0	2	0	12
11	MCINTYRE, Haiishen		2-8	0-2	0-0	0	0	0	2	4	3	0	0	12
25	MADISON, Ricky		0-0	0-0	0-0	0	0	0	2	0	1	0	0	5
Team						2	3	5						
Totals			25-56	10-18	13-20	11	21	32	33	73	15	16	1	6 200

FG % 1st Half: 11-32 34.4% 2nd half: 14-24 58.3% Game: 25-56 44.6%  
3FG % 1st Half: 5-10 50.0% 2nd half: 5-8 62.5% Game: 10-18 55.6%  
FT % 1st Half: 4-7 57.1% 2nd half: 9-13 69.2% Game: 13-20 65.0%

#### Texas Tech 77 • 1-0

#	Player	Total		3-Ptr		Rebounds		PF	TP	A	TO	Blk	Stl	Min
		FG-FGA	FG-FGA	FT-FTA	Off Def Tot	PF	TP							
11	Smith, Zach	f	3-4	0-0	0-3	0	4	4	4	6	1	4	1	0 23
32	Odiase, Norense	c	2-3	0-1	0-0	0	0	0	4	4	2	1	0	9
00	Williams, Devaughntah	g	9-14	4-7	4-5	2	6	8	1	26	3	3	0	1 36
12	Evans, Keenan	g	3-5	1-2	1-2	1	0	1	2	8	1	0	0	20
20	Gotcher, Toddrick	g	0-6	0-5	7-8	3	3	6	3	7	2	2	1	29
01	Manderson, Isaiah		1-3	0-0	0-1	0	3	3	0	2	0	1	0	11
02	Thomas, Devon		3-5	0-2	3-4	0	0	0	0	9	2	2	0	20
03	Williamson, C.J.		0-0	0-0	0-2	0	1	1	3	0	0	1	0	4
05	Gray, Justin		3-5	1-3	5-6	2	1	3	3	12	0	1	0	19
15	Ross, Aaron		0-2	0-2	3-4	0	6	6	2	3	2	1	1	25
22	Jackson, Jordan		0-0	0-0	0-0	0	0	0	0	0	0	0	0	4
Team						1	2	3						
Totals			24-47	6-22	23-35	9	26	35	22	77	13	17	3	5 200

FG % 1st Half: 12-23 52.2% 2nd half: 12-24 50.0% Game: 24-47 51.1%  
3FG % 1st Half: 3-10 30.0% 2nd half: 3-12 25.0% Game: 6-22 27.3%  
FT % 1st Half: 5-9 55.6% 2nd half: 18-26 69.2% Game: 23-35 65.7%

Officials: Terry Oglesby, Marques Pettigrew, Andrew Walton  
Technical fouls: High Point-None. Texas Tech-None.  
Attendance: 2881

Score by periods	1st	2nd	Total
High Point	31	42	73
Texas Tech	32	45	77

Last FG - HPU 2nd-00:06, TTU 2nd-01:24.  
Largest lead - HPU by 7 1st-13:45, TTU by 11 2nd-07:20.  
HPU led for 15:38. TTU led for 21:27. Game was tied for 02:39.

Score tied - 6 times.  
Lead changed - 8 times.

### GAME #3: HIGH POINT 75, DREXEL 66

Official Basketball Box Score -- Game Totals -- Final Statistics  
High Point vs Drexel  
11/18/15 7:00 PM at DASKALAKIS ATHLETIC CENTER

#### High Point 75 • 2-1

#	Player	Total		3-Ptr		Rebounds		PF	TP	A	TO	Blk	Stl	Min
		FG-FGA	FG-FGA	FT-FTA	Off Def Tot	PF	TP							
00	BROWN, John	f	8-13	0-0	7-10	2	7	9	3	23	1	3	0	2 33
15	CUGINI, Lorenzo	f	4-8	2-5	2-2	0	2	2	0	12	1	0	0	31
11	MCINTYRE, Haiishen	g	1-5	0-0	4-4	1	1	2	3	6	3	1	0	16
22	WEARY, Adam	g	8-13	0-1	2-5	2	2	4	2	18	1	2	0	1 34
24	LINDAUER, Anthony	g	2-7	1-2	0-0	0	3	3	1	5	1	1	0	29
02	WHITE, Austin		0-1	0-0	0-0	0	0	0	0	3	0	0	0	5
03	FOX, Andre		1-4	0-2	0-0	0	1	1	2	2	1	2	0	12
05	BARBER, DeAndre		0-0	0-0	0-0	0	0	0	0	2	0	0	0	10
10	THOMPSON, Tarique		2-4	0-0	0-0	1	0	1	4	4	0	0	0	9
12	PEREZ-LAHAM, Jorge		2-3	1-1	0-0	0	3	3	3	5	0	0	0	13
25	MADISON, Ricky		0-2	0-0	0-2	2	2	4	1	0	0	0	1	8
Team						1	1	2						
Totals			28-60	4-11	15-23	9	22	31	24	75	8	9	0	4 200

FG % 1st Half: 16-32 50.0% 2nd half: 12-28 42.9% Game: 28-60 46.7%  
3FG % 1st Half: 2-5 40.0% 2nd half: 2-6 33.3% Game: 4-11 36.4%  
FT % 1st Half: 6-12 50.0% 2nd half: 9-11 81.8% Game: 15-23 65.2%

#### DREXEL 66 • 0-2

#	Player	Total		3-Ptr		Rebounds		PF	TP	A	TO	Blk	Stl	Min
		FG-FGA	FG-FGA	FT-FTA	Off Def Tot	PF	TP							
24	Williams, Rodney	f	1-3	0-0	1-4	0	3	3	5	3	1	1	1	19
32	Abif, Kazembe	f	5-5	0-0	0-3	2	6	8	3	10	0	4	0	1 34
02	Mojica, Sammy	g	2-9	0-5	0-0	1	0	1	1	4	0	1	0	16
12	Allen, Terrell	g	1-2	0-1	9-15	0	1	1	0	11	4	2	0	1 38
13	London, Rashann	g	5-9	0-3	1-1	0	3	3	4	11	3	3	0	31
05	Williams, Austin		0-0	0-0	0-0	0	1	1	4	0	0	1	0	2
11	Allen, Tavon		6-11	6-8	3-4	0	5	5	4	21	0	3	3	34
15	Bah, Mohamed		3-3	0-0	0-0	1	0	1	4	6	1	1	2	17
55	Myles, Tyshawn		0-0	0-0	0-1	0	1	1	1	0	0	0	0	9
Team						1	4	5						
Totals			23-42	6-17	14-28	5	24	29	26	66	9	17	6	3 200

FG % 1st Half: 12-23 52.2% 2nd half: 11-19 57.9% Game: 23-42 54.8%  
3FG % 1st Half: 1-7 14.3% 2nd half: 5-10 50.0% Game: 6-17 35.3%  
FT % 1st Half: 7-15 46.7% 2nd half: 7-13 53.8% Game: 14-28 50.0%

Officials: Matt Dorn, Sean Hull, Nathan Farrell  
Technical fouls: High Point-None. DREXEL-None.  
Attendance: 1413

Score by periods	1st	2nd	Total
High Point	40	35	75
DREXEL	32	34	66

Last FG - HPU 2nd-00:20, DREXEL 2nd-01:17.  
Largest lead - HPU by 10 2nd-19:48, DREXEL by 6 1st-16:52.  
HPU led for 28:35. DREXEL led for 08:01. Game was tied for 03:24.

Score tied - 4 times.  
Lead changed - 1 time.

### GAME #2: HIGH POINT 93, NC WESLEYAN 69

Official Basketball Box Score -- Game Totals -- Final Statistics  
NC Wesleyan vs High Point  
11/15/15 4 p.m. at Millis Center (High Point, N.C.)

#### NC Wesleyan 69 • 0-1

#	Player	Total		3-Ptr		Rebounds		PF	TP	A	TO	Blk	Stl	Min
		FG-FGA	FG-FGA	FT-FTA	Off Def Tot	PF	TP							
03	Jesse Simpson	*	1-5	0-1	0-0	0	0	0	3	2	3	3	0	1 16
04	Devontae Williams	*	4-10	0-2	0-0	3	4	7	3	8	0	0	0	1 22
05	Brandon Brown	*	5-9	4-6	1-2	3	3	6	3	15	0	0	0	1 28
30	D.J. Weaver	*	3-8	2-5	1-2	0	1	1	3	9	2	2	0	0 29
35	Shannon Huff	*	2-4	0-0	0-0	3	4	7	5	4	0	3	0	0 17
01	Adrian Moore		5-12	0-1	1-1	3	1	4	4	11	2	3	0	0 15
10	Justin Tankelewicz		0-2	0-2	0-1	0	0	0	0	0	0	0	0	2
12	Marcus Williams		2-5	0-1	4-4	1	0	1	1	8	3	4	0	2 18
14	Isaiah Alston		2-9	1-3	1-3	1	0	1	1	6	1	1	0	1 16
21	Chris Sause		0-3	0-1	2-2	0	0	0	0	2	0	0	2	0 6
23	Chris Braswell		0-0	0-0	0-0	0	0	0	0	0	0	1	0	0 2
24	John Edwards		0-4	0-0	0-0	3	2	5	0	0	0	1	0	0 12
32	Robert Wilson		2-5	0-2	0-0	1	2	3	2	4	1	0	0	1 14
45	Malique Judd		0-0	0-0	0-0	0	0	0	0	0	0	0	0	0 2
Team						4	1	5						
Totals			26-76	7-24	10-15	22	18	40	25	69	12	18	2	7 199

FG % 1st Half: 12-33 36.4% 2nd half: 14-43 32.6% Game: 26-76 34.2%  
3FG % 1st Half: 5-14 35.7% 2nd half: 2-10 20.0% Game: 7-24 29.2%  
FT % 1st Half: 6-9 66.7% 2nd half: 4-6 66.7% Game: 10-15 66.7%

#### High Point 93 • 1-1

#	Player	Total		3-Ptr		Rebounds		PF	TP	A	TO	Blk	Stl	Min	
		FG-FGA	FG-FGA	FT-FTA	Off	Def	Tot								
00	BROWN, John	*	8-10	0-0	7-11	0	4	4	1	23	1	3	6	1	27
12	PEREZ-LAHAM, Jorge	*	0-1	0-0	0-0	0	0	0	0	7	1	0	0	0	16
05	CUGINI, Lorenzo	*	5-8	3-4	2-2	0	5	5	0	15	2	0	1	0	19
22	WEARY, Adam	*	5-8	0-1	4-5	1	5	6	3	14	3	1	0	1	23
24	LINDAUER, Anthony	*	4-5	2-3	0-0	0	1	1	1	10	2	0	1	3	23
02	WHITE, Austin		0-3	0-0	3-4	1	4	5	1	3	1	2	0	1	18
03	FOX, Andre		2-5	0-2	0-0	1	2	3	1	4	0	5	1	0	16
05	BARBER, DeAndre		0-0	0-0	0-0	0	0	0	0	0	0	0	0	0	12
10	THOMPSON, Tarique		3-6	0-0	2-2	0	2	2	2	8	2	0	0	0	16
11	MCINTYRE, Haiishen		2-4	0-0	0-0	1	1	2	2	4	2	1	0	1	12
20	JAMES, K.J.		0-0	0-0	0-0	1	1	0	0	0	0	0	0	0	3
21	WHITEHEAD, Jordan		0-0	0-0	0-0	0	0	0	0	0	0	0	0	0	1
25	MADISON, Ricky		3-5	0-0	6-8	3	3	6	4	12	0	3	1	1	13
35	GOODING, Dexter		0-0	0-0	0-0	0	0	0	0	0	0	0	0	0	1
	Team					3	2	5							
Totals			32-55	5-10	24-32	10	30	40	15	93	20	16	10	9	200



# HIGH POINT UNIVERSITY

## 2015-16 Game Notes

### GAME #5: GEORGIA 49, HIGH POINT 46

Official Basketball Box Score -- Game Totals -- Final Statistics  
High Point vs Georgia  
11/25/15 5:00 PM ET at Stegeman Coliseum -- Athens, Ga.

#### High Point 46 • 3-2

#	Player	Total		3-Ptr		Rebounds			PF	TP	A TO Blk Stl				Min
		FG-FGA	FG-FGA	FT-FTA	FT-FTA	Off	Def	Tot			A	TO	Blk	Stl	
00	BROWN, John	f	5-11	0-0	1-5	3	1	4	3	11	0	0	2	1	27
15	CUGINI, Lorenzo	f	6-12	0-3	2-2	2	6	8	2	4	1	1	0	0	33
11	MCINTYRE, Haiishen	g	1-2	0-1	0-2	0	4	4	3	2	1	2	0	0	15
22	WEARY, Adam	g	5-17	1-2	2-4	3	3	6	3	13	1	3	1	1	36
24	LINDAUER, Anthony	g	0-10	0-7	0-0	0	2	2	2	0	2	0	0	0	34
02	WHITE, Austin	g	0-2	0-0	0-0	0	1	1	0	0	0	0	0	0	8
03	FOX, Andre	g	0-1	0-1	0-0	0	1	1	0	0	0	0	0	0	2
10	THOMPSON, Tarique	g	1-4	0-0	1-1	2	3	5	3	3	0	2	0	0	12
12	PEREZ-LAHAM, Jorge	g	1-4	0-1	0-0	1	3	4	3	2	3	1	0	1	25
25	MADISON, Ricky	g	0-1	0-0	1-3	1	1	2	2	1	0	1	0	0	8
Team						3	1	4							
Totals			19-64	1-15	7-17	15	26	41	21	46	8	10	3	3	200

FG % 1st Half: 10-34 29.4% 2nd half: 9-30 30.0% Game: 19-64 29.7%  
3FG % 1st Half: 1-8 12.5% 2nd half: 0-7 0.0% Game: 1-15 6.7%  
FT % 1st Half: 1-7 14.3% 2nd half: 6-10 60.0% Game: 7-17 41.2%

#### Georgia 49 • 2-1

#	Player	Total		3-Ptr		Rebounds			PF	TP	A TO Blk Stl				Min
		FG-FGA	FG-FGA	FT-FTA	FT-FTA	Off	Def	Tot			A	TO	Blk	Stl	
01	Maten,Yante	f	2-5	0-0	4-4	1	3	4	5	8	0	3	2	1	19
24	Kessler,Houston	f	0-2	0-2	0	0	3	3	2	0	0	0	0	0	24
25	Geno,Kenny Paul	f	1-8	1-5	0-0	1	1	2	1	3	0	2	2	1	22
04	Mann,Charles	g	2-7	1-2	8-8	0	3	3	3	13	2	3	1	1	31
12	Gaines,Kenny	g	4-8	3-6	1-2	0	5	5	4	12	0	1	3	0	33
00	Jackson II,William	g	0-1	0-1	0-0	0	1	1	0	0	2	2	0	1	7
13	Wilridge,E'Torrior	g	1-2	0-0	0-0	0	8	8	1	2	2	2	0	0	21
15	Iduwe,Osahen	g	0-0	0-0	1-2	1	0	1	0	1	0	0	0	0	2
30	Frazier,JJ	g	3-10	1-5	3-4	0	8	8	1	10	2	2	1	0	32
32	Edwards,Mike	g	0-1	0-0	0-0	1	1	2	5	0	0	0	0	0	9
Team						1	2	3							
Totals			13-44	6-21	17-20	5	35	40	22	49	6	16	9	4	200

FG % 1st Half: 10-22 45.5% 2nd half: 3-22 13.6% Game: 13-44 29.5%  
3FG % 1st Half: 0-12 0.0% 2nd half: 0-9 0.0% Game: 0-21 28.6%  
FT % 1st Half: 7-8 87.5% 2nd half: 10-12 83.3% Game: 17-20 85.0%

Officials: Karl Hess, Kevin Fehr, Jeffery Clark  
Technical fouls: High Point-None. Georgia-None.  
Attendance: 5348

Score by periods				1st		2nd		Total	
High Point				22	24	46			
Georgia				33	16	49			

Last FG - HPU 2nd-00:14, UGA 2nd-00:44.  
Largest lead - HPU by 4 1st-17:39, UGA by 12 1st-01:04.  
HPU led for 03:16. UGA led for 34:13. Game was tied for 02:14.

Score tied - 1 time.  
Lead changed - 1 time.

### GAME #7: HIGH POINT 90, LONGWOOD 66

Official Basketball Box Score -- Game Totals -- Final Statistics  
Longwood vs High Point  
12/02/15 7:00 p.m. at Millis Center (High Point, N.C.)

#### Longwood 66 • 3-5, 0-1

#	Player	Total		3-Ptr		Rebounds			PF	TP	A TO Blk Stl				Min
		FG-FGA	FG-FGA	FT-FTA	FT-FTA	Off	Def	Tot			A	TO	Blk	Stl	
04	LANE, Khris	f	4-6	1-2	6-7	4	4	8	4	15	1	1	0	0	25
10	NWOGBO, Lotanna	f	4-9	0-0	11-18	3	7	10	2	19	0	0	0	0	31
01	FISHER, Leron	g	1-6	1-3	0-0	1	4	5	2	3	5	5	1	1	29
03	ALLEN, Darrion	g	1-4	0-1	2-2	0	2	2	1	4	0	2	0	1	26
11	OBI-RAPU, Kanayo	g	2-5	1-3	1-5	0	2	2	2	6	0	4	0	1	35
02	GEE, Bryan	g	0-0	0-0	0-0	0	0	0	0	1	0	2	1	0	13
10	BELTON, Isaac	g	2-5	2-4	2-2	1	1	2	2	8	0	1	0	1	13
30	SHIELDS, Chris	g	4-5	2-3	1-1	1	0	1	3	11	2	5	0	0	28
Team						0	0	0							
Totals			18-40	7-16	23-35	10	20	30	17	66	10	19	1	5	200

FG % 1st Half: 11-23 47.8% 2nd half: 7-17 41.2% Game: 18-40 45.0%  
3FG % 1st Half: 5-8 62.5% 2nd half: 2-8 25.0% Game: 7-16 43.8%  
FT % 1st Half: 5-10 50.0% 2nd half: 18-25 72.0% Game: 23-35 65.7%

#### High Point 90 • 5-2, 1-0

#	Player	Total		3-Ptr		Rebounds			PF	TP	A TO Blk Stl				Min
		FG-FGA	FG-FGA	FT-FTA	FT-FTA	Off	Def	Tot			A	TO	Blk	Stl	
00	BROWN, John	f	5-7	0-0	8-9	5	4	9	3	18	7	1	2	0	24
15	CUGINI, Lorenzo	f	5-10	4-5	2-2	1	4	5	1	16	2	1	0	1	29
11	MCINTYRE, Haiishen	g	3-4	1-1	0-0	0	2	2	0	7	5	2	1	2	18
22	WEARY, Adam	g	5-8	1-2	0-1	0	0	0	3	11	1	0	0	1	23
24	LINDAUER, Anthony	g	5-10	3-5	1-1	0	1	1	3	14	2	1	0	1	25
02	WHITE, Austin	g	2-5	1-2	0-0	0	2	2	1	5	1	1	0	2	16
03	FOX, Andre	g	2-6	0-3	2-2	2	1	3	3	6	3	0	0	0	16
05	BARBER, DeAndre	g	0-0	0-0	0-0	0	0	0	0	0	0	1	0	0	4
10	THOMPSON, Tarique	g	4-6	0-0	0-0	2	3	5	4	8	1	0	0	2	17
12	PEREZ-LAHAM, Jorge	g	2-3	1-1	0-1	1	0	1	1	5	2	0	0	1	18
20	JAMES, K.J.	g	0-0	0-0	0-0	0	0	0	0	0	0	1	0	0	3
25	MADISON, Ricky	g	0-2	0-0	0-2	1	1	2	5	0	0	1	0	0	7
Team						0	3	3							
Totals			33-61	11-19	13-19	12	21	33	24	90	24	9	3	10	200

FG % 1st Half: 17-34 50.0% 2nd half: 16-27 59.3% Game: 33-61 54.1%  
3FG % 1st Half: 6-13 46.2% 2nd half: 5-6 83.3% Game: 11-19 57.9%  
FT % 1st Half: 8-11 72.7% 2nd half: 5-8 62.5% Game: 13-19 68.4%

Officials: Fred Davis, Isaac Barnett, Jemel Spearman

Technical fouls: Longwood-None. High Point-None.  
Attendance: 1750  
HPU #25 Fouled Out (1:59, Second Half)

Score by periods				1st		2nd		Total	
Longwood				32	34	66			
High Point				48	42	90			

Last FG - LWU 2nd-02:44, HPU 2nd-00:43.  
Largest lead - LWU by 1 1st-07:58, HPU by 30 2nd-04:02.  
LWU led for 00:11. HPU led for 39:08. Game was tied for 00:41.

Score tied - 2 times.  
Lead changed - 2 times.

### GAME #6: HIGH POINT 82, MORGAN STATE 72

Official Basketball Box Score -- Game Totals -- Final Statistics  
Morgan State vs High Point  
11/28/15 4:00 p.m. at Millis Center (High Point, N.C.)

#### Morgan State 72 • 2-4

#	Player	Total		3-Ptr		Rebounds			PF	TP	A TO Blk Stl				Min
		FG-FGA	FG-FGA	FT-FTA	FT-FTA	Off	Def	Tot			A	TO	Blk	Stl	
21	THOMAS, Kyle	f	8-12	2-5	1-2	1	4	5	3	19	0	2	1	2	30
22	CARR, Phillip	f	4-9	1-3	2-2	1	7	8	2	11	1	3	2	2	38
04	BLOSSOM, Cedric	f	3-6	0-1	2-2	1	1	2	5	8	0	2	0	0	20
31	PRETLOW, Donte	g	1-5	0-0	0-0	0	0	0	0	2	7	1	0	0	34
05	HORNE, Andre	g	3-5	1-2	3-3	1	2	3	1	10	0	3	1	2	28
11	VAUGHAN, Clive	g	5-10	2-5	1-2	0	1	1	2	13	0	0	0	0	18
12	REDMOND, Jamar	g	1-1	1-1	0-0	0	0	0	1	3	0	0	0	0	3
13	STREETER, Tyler	g	3-6	0-2	0-0	3	1	4	2	6	0	1	0	0	18
32	CAMERON, Martez	g	0-0	0-0	0-0	1	1	2	0	0	1	4	0	0	11
Team						2	0	2							
Totals			28-54	7-19	9-11	10	17	27	16	72	11	16	4	6	200

FG % 1st Half: 16-29 55.2% 2nd half: 12-25 48.0% Game: 28-54 51.9%  
3FG % 1st Half: 5-12 41.7% 2nd half: 2-7 28.6% Game: 7-19 36.8%  
FT % 1st Half: 0-0 0.0% 2nd half: 9-11 81.8% Game: 9-11 81.8%

#### High Point 82 • 4-2

#	Player		Total			Rebounds			PF	TP	A TO Blk Stl				Min
			FG-FGA	FG-FGA	FT-FTA	Off	Def	Tot			A	TO	Blk	Stl	
00	BROWN, John	f	10-14	0-0	10-12	6	3	9	1	30	3	0	5	3	33
15	CUGINI, Lorenzo	f	6-8	2-3	2-2	0	3	3	0	16	2	2	0	0	26
11	MCINTYRE, Haiishen	g	0-1	0-0	0-0	0	0	0	1	0	2	1	0	1	13
22	WEARY, Adam	g	5-10	0-1	0-1	1	2	3	3	10	2	3	0	0	27
24	LINDAUER, Anthony	g	1-2	0-1	0-0	0	0	0	1	2	0	1	0	2	12
02	WHITE, Austin	g	2-3	0-0	0-0	0	2	2	1	4	1	2	0	3	20
03	FOX, Andre	g	4-6	0-1	0-1	0	2	2	1	8	1	0	0	0	21
10	THOMPSON, Tarique	g	2-4	0-0	0-0	2	2	4	1	4	1	0	2	1	13
12	PEREZ-LAHAM, Jorge	g	2-7	2-3	0-0	0	1	1	1	6	2	1	0	1	27
25	MADISON, Ricky	g	1-4	0-0	0-0	1	2	3	1	2	1	0	0	0	8
	Team					1	1	2							
Totals			33-59	4-9	12-16	11	18	29	11	82	15	10	7	11	200





# HIGH POINT UNIVERSITY

## 2015-16 Game Notes

### GAME #9: HIGH POINT 90, UNCG 72

Official Basketball Box Score -- Game Totals -- Final Statistics  
UNCG vs High Point  
12/09/15 7:00 p.m. at Millis Center (High Point, N.C.)

#### UNCG 72 • 3-5

#	Player	Total		3-Ptr		Rebounds			PF	TP	A TO Blk Stl				Min
		FG-FGA	FT-FTA	FG-FGA	FT-FTA	Off	Def	Tot			A	TO	Blk	Stl	
01	Marvin Smith	f	5-11	2-6	0-0	0	6	6	3	12	3	1	0	0	29
13	Kayel Locke	f	3-9	0-1	1-2	3	2	5	3	7	1	0	0	1	22
33	RJ White	c	6-10	0-0	0-0	2	5	7	2	12	0	1	2	1	29
10	Francis Alonso	g	2-9	0-5	1-2	0	0	0	1	5	2	1	0	0	32
20	Diante Baldwin	g	7-12	0-2	2-2	2	1	3	5	16	3	3	0	1	27
02	Asad Lamot		2-5	1-2	0-0	0	0	0	4	5	1	1	0	1	28
11	Demetrius Troy		3-8	3-5	2-2	1	4	5	3	11	3	2	0	2	26
15	Garrett Collins		1-1	1-1	0-0	0	0	0	0	3	0	0	0	0	2
25	Lloyd Burgess		0-0	0-0	1-2	0	0	0	0	1	0	0	0	0	5
Team						2	1	3							
Totals			29-65	7-22	7-10	10	19	29	21	72	13	9	2	6	200

FG % 1st Half: 15-34 44.1% 2nd half: 14-31 45.2% Game: 29-65 44.6% Deadball  
3FG % 1st Half: 2-10 20.0% 2nd half: 5-12 41.7% Game: 7-22 31.8% Rebounds  
FT % 1st Half: 4-4 100.0 2nd half: 3-6 50.0% Game: 7-10 70.0% 1

#### High Point 90 • 7-2

#	Player	Total		3-Ptr		Rebounds			PF	TP	A TO Blk Stl				Min
		FG-FGA	FT-FTA	FG-FGA	FT-FTA	Off	Def	Tot			A	TO	Blk	Stl	
00	BROWN, John	f	9-15	0-0	6-8	2	9	11	1	24	3	0	2	2	29
15	CUGINI, Lorenzo	f	6-10	3-3	0-0	0	3	3	2	15	2	1	0	0	27
11	MCINTYRE, Haiishen	g	4-5	0-0	1-2	2	2	4	3	9	3	3	1	1	18
22	WEARY, Adam	g	4-4	0-0	6-6	1	4	5	3	14	5	0	0	0	19
24	LINDAUER, Anthony	g	1-5	1-3	2-2	0	5	5	2	5	1	2	1	2	26
02	WHITE, Austin	g	2-2	0-0	0-0	0	0	0	0	4	0	0	0	0	16
03	FOX, Andre		2-8	1-3	2-2	2	1	3	1	7	1	1	2	1	17
05	BARBER, DeAndre		1-1	1-1	0-0	0	0	0	0	3	0	0	0	0	2
10	THOMPSON, Tarique		0-2	0-0	2-2	1	1	2	2	2	0	2	1	0	17
12	PEREZ-LAHAM, Jorge		1-1	0-0	0-0	0	2	2	0	2	4	0	0	0	20
20	JAMES, K.J.		0-0	0-0	0-0	0	0	0	0	0	0	0	0	0	1
21	WHITEHEAD, Jordan		0-0	0-0	0-0	0	0	0	1	0	0	1	0	0	1
25	MADISON, Ricky		2-3	0-0	1-1	0	0	0	0	5	1	0	0	0	6
35	GOODING, Dexter		0-0	0-0	0-0	0	0	0	0	0	0	0	0	0	1
Team						0	1								
Totals			32-56	6-10	20-23	8	28	36	15	90	20	10	7	6	200

FG % 1st Half: 17-32 53.1% 2nd half: 15-24 62.5% Game: 32-56 57.1% Deadball  
3FG % 1st Half: 2-4 50.0% 2nd half: 4-6 66.7% Game: 6-10 60.0% Rebounds  
FT % 1st Half: 8-9 88.9% 2nd half: 12-14 85.7% Game: 20-23 87.0% 0

Officials: Jerry Heater, Landon Brandes, AJ Desai  
Technical fouls: UNCG-None. High Point-None.  
Attendance: 1750  
UNCG #20 Fouled Out (5:02, Second Half)

Score by periods	1st	2nd	Total
UNCG	36	36	72
High Point	44	46	90

Points	In	Off	2nd	Fast	Bench
UNCG	40	13	12	4	20
HPU	42	8	11	11	23

Score tied - 2 times.  
Lead changed - 16 times.

Last FG - UNCG 2nd-00:19, HPU 2nd-00:59.  
Largest lead - UNCG by 6 1st-06:31, HPU by 22 2nd-06:52.  
UNCG led for 09:05. HPU led for 29:41. Game was tied for 01:14.

### GAME #10: HIGH POINT 111, UVA-WISE 74

Official Basketball Box Score -- Game Totals -- Final Statistics  
UVA-Wise vs High Point  
12/13/15 4:00 p.m. at Millis Center (High Point, N.C.)

#### UVA-Wise 74 • 1-7

#	Player	Total		3-Ptr		Rebounds			PF	TP	A TO Blk Stl				Min
		FG-FGA	FT-FTA	FG-FGA	FT-FTA	Off	Def	Tot			A	TO	Blk	Stl	
05	Gervelle Kidd	f	6-8	4-4	0-0	0	5	5	2	16	1	1	0	0	23
11	Dimitri Sousa	f	2-6	0-3	4-4	2	3	5	2	8	1	4	0	1	21
33	Matt Day	f	2-5	2-4	0-1	0	3	3	4	6	3	1	0	0	23
01	Philip Owens II		5-14	1-5	1-2	0	0	0	4	12	5	3	0	0	33
03	Ricardo Hill Jr.	g	2-7	2-3	0-0	0	2	2	3	6	4	2	0	1	27
00	Lashain Matthews		1-7	0-2	4-5	0	2	2	0	6	0	3	0	0	13
10	Camryn Fort		4-6	2-3	1-2	0	3	3	4	11	0	3	0	0	15
14	Corey Dick		3-3	0-0	0-0	0	1	1	3	6	0	1	0	0	18
22	Zach McDaniel		0-3	0-2	1-2	0	2	2	3	0	0	1	0	0	17
23	Demarcus Edwards		0-0	0-0	0-0	0	0	0	0	0	0	0	0	0	2
24	Anthony Howard Jr.		1-1	0-0	1-1	3	0	3	1	3	0	0	0	0	8
Team						1	3	4							
Totals			26-60	11-26	11-17	7	24	31	26	74	14	19	0	2	200

FG % 1st Half: 15-33 45.5% 2nd half: 11-27 40.7% Game: 26-60 43.3% Deadball  
3FG % 1st Half: 7-16 43.8% 2nd half: 4-10 40.0% Game: 11-26 42.3% Rebounds  
FT % 1st Half: 6-9 66.7% 2nd half: 5-8 62.5% Game: 11-17 64.7% 1

#### High Point 111 • 8-2

#	Player		Total		3-Ptr		Rebounds			PF	TP	A TO Blk Stl				Min
			FG-FGA	FG-FGA	FT-FTA	Off	Def	Tot	A			TO	Blk	Stl		
00	BROWN, John	f	12-15	0-0	4-8	2	3	5	0	28	0	2	1	2	22	
15	CUGINI, Lorenzo	f	5-8	2-4	2-2	1	2	3	0	14	1	0	0	0	23	
02	WHITE, Austin	g	2-4	0-0	4-4	0	3	3	3	8	1	0	0	0	22	
11	MCINTYRE, Haiishen	g	1-2	0-0	0-0	0	1	1	2	2	3	0	0	1	11	
22	WEARY, Adam	g	2-7	0-1	0-0	0	2	2	1	4	7	1	0	1	24	
03	FOX, Andre		2-7	0-0	4-5	0	2	2	4	8	0	0	0	2	16	
05	BARBER, DeAndre		1-1	1-1	0-0	0	2	2	0	3	3	0	0	1	9	
10	THOMPSON, Tarique		3-3	0-0	3-3	2	1	3	0	9	0	1	1	0	14	
12	PEREZ-LAHAM, Jorge		2-2	1-1	1-2	0	4	4	2	6	5	0	0	0	20	
20	JAMES, K.J.		2-3	0-1	2-4	1	2	3	0	6	0	0	0	0	6	
21	WHITEHEAD, Jordan		0-2	0-0	0-0	0	1	1	2	0	0	0	0	1	2	
24	LINDAUER, Anthony		1-4	1-2	0-0	0	1	1	3	3	0	1	2	14		
25	MADISON, Ricky		3-5	0-0	7-8	2	4	6	2	13	1	3	0	2	15	
35	GOODING, Dexter		3-3	1-1	0-0	0	1	1	1	7	0	0	0	0	2	
Team						2	4	6								
Totals			39-66	6-11	27-36	10	33	43	18	111	24	7	3	12	200	

FG % 1st Half: 19-32 59.4% 2nd half: 20-34 58.8% Game: 39-66 59.1% Deadball  
3FG % 1st Half: 2-5 40.0% 2nd half: 4-6 66.7% Game: 6-11 54.5% Rebounds  
FT % 1st Half: 12-18 66.7% 2nd half: 15-18 83.3% Game: 27-36 75.0% 1

Officials: Kendall Pike, Austin Jones, Jesse Joseph  
Technical fouls: UVA-Wise-None. High Point-None.  
Attendance: 1507

Score by periods	1st	2nd	Total
UVA-Wise	43	31	74
High Point	52	59	111

Points	In	Off	2nd	Fast	Bench
WISE	22	0	10	6	26
HPU	64	31	14	12	55

Last FG - WISE 2nd-00:00, HPU 2nd-00:37.  
Largest lead - WISE by 3 1st-08:45, HPU by 41 2nd-00:37.  
WISE led for 02:56. HPU led for 34:24. Game was tied for 02:40.

Score tied - 4 times.  
Lead changed - 8 times.



# HIGH POINT UNIVERSITY

## 2015-16 Game Notes

### 2015-16 High Point University Game-By-Game Comparison

Opponent	1st	2nd	Score	Mar	Total FG	FG Pct	3-Pointers	3FG Pct	Free Throws	FT Pct	Rebounds	Assist	T/Over	Block	Steal	Fouls
Texas Tech	31/32	42/45	73-77	(4)	25-56/24-47	.446/.511	10-18/6-22	.556/.273	13-20/23-35	.650/.657	32/35 (3)	15/13	16/17	1/3	6/5	33/22
NC WESLEYAN	42/35	51/34	93-69	+24	32-55/26-76	.582/.342	5-10/7-24	.500/.292	24-32/10-15	.750/.667	40/40 -	20/12	16/18	10/2	9/7	15/25
DREXEL	40/32	35/34	75-66	+9	28-60/23-42	.467/.548	4-11/6-17	.364/.353	15-23/14-28	.652/.500	31/29 +2	8/9	9/17	0/6	4/3	24/26
WESTERN CAROLINA	45/34	30/35	75-69	+6	26-58/23-69	.448/.333	1-12/6-33	.083/.182	22-24/17-24	.917/.708	40/45 (5)	14/12	11/10	3/0	5/4	20/19
Georgia	22/33	24/16	46-49	(3)	19-64/13-44	.297/.295	1-15/6-21	.067/.286	7-17/17-20	.412/.850	41/40 +1	8/6	10/16	3/9	3/4	21/22
MORGAN STATE	39/37	43/35	82-72	+10	33-59/28-54	.559/.519	4-9/7-19	.444/.368	12-16/9-11	.750/.818	29/27 +2	15/11	10/16	7/4	11/6	11/16
LONGWOOD	48/32	42/34	90-66	+24	33-61/18-40	.541/.450	11-19/7-16	.579/.438	13-19/23-35	.684/.657	33/30 +3	24/10	9/19	3/1	10/5	24/17
Gardner-Webb	40/26	26/38	66-64	+2	27-56/23-63	.482/.365	5-10/5-25	.500/.200	7-16/13-14	.438/.929	31/44 (13)	10/13	13/16	1/2	7/8	14/20
UNCG	44/36	46/36	90-72	+18	32-56/29-65	.571/.446	6-10/7-22	.600/.318	20-23/7-10	.870/.700	36/29 +7	20/13	10/9	7/2	6/6	15/21
UVA-WISE	52/43	59/31	111-74	+37	39-66/26-60	.591/.433	6-11/11-26	.545/.423	27-36/11-17	.750/.647	43/31 +12	24/14	7/19	3/0	12/2	18/26

Note: Game totals are displayed in the format TEAM/OPPONENT for each category



# HIGH POINT UNIVERSITY

## 2015-16 Game Notes

### 2015-16 High Point University Combined Statistics

RECORD:	OVERALL	HOME	AWAY	NEUTRAL
ALL GAMES	8-2	6-0	2-2	0-0
CONFERENCE	2-0	1-0	1-0	0-0
NON-CONFERENCE	6-2	5-0	1-2	0-0

#	Player	gp-gs	min	avg	Total		3-Point		F-Throw		Rebounds						pf	dq	a	to	blk	stl	pts	avg
					fg-fga	fg%	3fg-fga	3fg%	ft-fa	ft%	off	def	tot	avg										
00	BROWN, John	10-10	287	28.7	78-126	.619	0-0	.000	50-74	.676	33	43	76	7.6	23	1	22	18	20	14	206	20.6		
15	CUGINI, Lorenzo	10-10	286	28.6	53-93	.570	25-41	.610	14-14	1.000	7	34	41	4.1	13	0	14	11	1	2	145	14.5		
22	WEARY, Adam	10-10	276	27.6	42-86	.488	2-10	.200	23-37	.622	10	29	39	3.9	26	0	25	12	2	8	109	10.9		
24	LINDAUER, Anthony	10-9	248	24.8	25-68	.368	13-38	.342	12-13	.923	0	25	25	2.5	20	1	15	14	4	12	75	7.5		
10	THOMPSON, Tarique	10-0	141	14.1	25-48	.521	0-0	.000	10-11	.909	15	18	33	3.3	22	0	7	7	4	6	60	6.0		
11	MCINTYRE, Haiishen	10-8	172	17.2	16-38	.421	1-5	.200	10-15	.667	5	16	21	2.1	19	0	27	13	2	8	43	4.3		
03	FOX, Andre	10-0	133	13.3	15-44	.341	3-16	.188	9-12	.750	6	14	20	2.0	18	0	6	9	3	6	42	4.2		
02	WHITE, Austin	10-1	135	13.5	13-28	.464	1-3	.333	12-15	.800	1	12	13	1.3	13	0	6	6	0	6	39	3.9		
25	MADISON, Ricky	9-0	75	8.3	9-23	.391	0-0	.000	17-26	.654	11	13	24	2.7	19	1	3	9	2	4	35	3.9		
12	PEREZ-LAHAM, Jorge	10-2	185	18.5	11-27	.407	5-8	.625	1-5	.200	2	19	21	2.1	15	0	29	9	0	5	28	2.8		
35	GOODING, Dexter	3-0	4	1.3	3-3	1.000	1-1	1.000	0-0	.000	0	1	1	0.3	1	0	0	0	0	0	7	2.3		
20	JAMES, K.J.	4-0	13	3.3	2-3	.667	0-1	.000	2-4	.500	1	3	4	1.0	0	0	0	1	0	0	6	1.5		
05	BARBER, DeAndre	6-0	41	6.8	2-2	1.000	2-2	1.000	0-0	.000	0	3	3	0.5	3	0	4	1	0	1	6	1.0		
21	WHITEHEAD, Jordan	3-0	4	1.3	0-2	.000	0-0	.000	0-0	.000	0	1	1	0.3	3	0	0	1	0	1	0	0.0		
Team											13	21	34											
Total.....		10	2000		294-591	.497	53-125	.424	160-226	.708	104	252	356	35.6	195	3	158	111	38	73	801	80.1		
Opponents.....		10	1999		233-560	.416	68-225	.302	144-209	.689	116	234	350	35.0	214	-	113	157	29	50	678	67.8		

TEAM STATISTICS	HPU	OPP	Date	Opponent	Score	Att.
SCORING	801	678	11/13/15	at Texas Tech	L 73-77	2881
Points per game	80.1	67.8	11/15/15	NC WESLEYAN	w 93-69	1237
Scoring margin	+12.3	-	11/18/15	at DREXEL	w 75-66	1413
FIELD GOALS-ATT	294-591	233-560	11/21/15	WESTERN CAROLINA	w 75-69	1750
Field goal pct	.497	.416	11/25/15	at Georgia	L 46-49	5348
3 POINT FG-ATT	53-125	68-225	11/28/15	MORGAN STATE	w 82-72	1005
3-point FG pct	.424	.302	* 12/02/15	LONGWOOD	w 90-66	1750
3-pt FG made per game	5.3	6.8	* 12/05/15	at Gardner-Webb	w 66-64	931
FREE THROWS-ATT	160-226	144-209	12/09/15	UNCG	w 90-72	1750
Free throw pct	.708	.689	12/13/15	UVA-WISE	w 111-74	1507
F-Throws made per game	16.0	14.4				
REBOUNDS	356	350	* - Conference game			
Rebounds per game	35.6	35.0				
Rebounding margin	+0.6	-				
ASSISTS	158	113				
Assists per game	15.8	11.3				
TURNOVERS	111	157				
Turnovers per game	11.1	15.7				
Turnover margin	+4.6	-				
Assist/turnover ratio	1.4	0.7				
STEALS	73	50				
Steals per game	7.3	5.0				
BLOCKS	38	29				
Blocks per game	3.8	2.9				
ATTENDANCE	8999	10573				
Home games-Avg/Game	6-1500	4-2643				
Neutral site-Avg/Game	-	0-0				

Score by Periods	1st	2nd	Totals
High Point	403	398	801
Opponents	340	338	678