



STATE BASKETBALL

17 Conference Championships • 3 Final Fours • 2 National Championships

2015-16 NC State Basketball Schedule

NOVEMBER

11/8/15	CAL STATE LOS ANGELES (Exh.)	W, 71-54
11/13/15	WILLIAM & MARY	L, 85-68
11/15/15	SOUTH ALABAMA !	W, 88-70
11/18/15	IUPUI !	W, 79-56
11/23/15	vs. Arizona State %	L, 79-76
11/24/15	vs. #22/17 LSU %	W, 83-72 (ot)
11/27/15	WINTHROP	W, 87-79

DECEMBER

12/1/15	MICHIGAN	ESPN2	7 p.m.
12/5/15	BUCKNELL	RSN	12 p.m.
12/13/15	at South Florida	ESPNU	4 p.m.
12/16/15	HIGH POINT	ESPN3	7 p.m.
12/19/15	at Missouri	SECN	6 p.m.
12/22/15	UNC-GREENSBORO	ESPN3	7 p.m.
12/29/15	NORTHEASTERN	RSN	7 p.m.

JANUARY

1/2/16	at Virginia Tech *	ACCN	2:30 p.m.
1/6/16	LOUISVILLE *	ESPN/2	7 p.m.
1/9/16	at Wake Forest *	ESPNU	8 p.m.
1/13/16	FLORIDA STATE *	ACCN	9 p.m.
1/16/16	at North Carolina *	ESPN/2	12 p.m.
1/20/16	at Pittsburgh *	ACCN	8 p.m.
1/23/16	DUKE *	CBS	2 p.m.
1/27/16	GEORGIA TECH *	ACCN	8 p.m.
1/30/16	MIAMI *	ACCN	3 p.m.

FEBRUARY

2/3/16	at Florida State *	ESPNU	9 p.m.
2/6/16	at Duke *	ESPN/2	2 or 7 p.m.
2/13/16	WAKE FOREST *	RSN	12 p.m.
2/15/16	at Virginia *	ESPN	7 p.m.
2/20/16	CLEMSON *	ACCN	3 p.m.
2/24/16	NORTH CAROLINA *	ACCN	8 p.m.
2/27/16	at Syracuse *	ACCN	2 p.m.

MARCH

3/2/16	BOSTON COLLEGE *	RSN	9 p.m.
3/5/16	at Notre Dame *	CBS	12 p.m.
March 8-12	ACC Championship	TBA	
March 15-16	NCAA 1st Round	TBA	
March 17-20	NCAA 2nd and 3rd Rounds	TBA	
March 24-27	NCAA Regionals	TBA	

APRIL

April 2-4	NCAA Final Four (Houston, Texas)	TBA	
-----------	----------------------------------	-----	--

* ACC game ! Legends Classic

% Legends Classic (Barclays Center in Brooklyn, N.Y.)

2015-16 NC State Basketball



NC State (4-2)

vs.

Michigan (4-2)



Tuesday, December 1, 2015 - 7 p.m.

PNC Arena - Raleigh, N.C.

Radio: Wolfpack Sports Network (Gary Hahn, Tony Haynes)

TV: ESPN2 (Mike Patrick, Len Elmore)

Twitter: @PackMensBball | @GoPackJRat | @Mark_Gottfried

Michigan Comes To PNC Arena For ACC/Big Ten Challenge

NC State has another shot at a quality win against a Power 5 opponent when Michigan comes to PNC Arena Tuesday night for the ACC/Big Ten Challenge. The Wolfpack and Wolverines will both enter the contest with a 4-2 record.

Opening Tip

	NC State	Michigan
2015-16 Record	4-2	4-2
Head Coach	Mark Gottfried	John Beilein
Career Record (Years)	374-209 (19th)	666-387 (34th)
Record at School (Years)	96-54 (5th)	170-112 (9th)
Leading Scorer	Cat Barber (21.0)	Caris Levert (18.5)
Leading Rebounder	Lennard Freeman (7.0)	Derrick Walton Jr. (5.0)
NCSU Series Record	NC State 3-3	
Last Meeting	Michigan 79, NC State 72 (11/27/12 at UM)	
Series Streak	Michigan 1	

Possible NC State Starters (based on last game)

	Ppg	Rpg	Apg	Other
#12 - G - 'Cat' Barber (Jr. - 6-2, 190)	21.0	6.3	6.7	.880 FT
* Preseason 2nd Team All-ACC; Legends Classic All-Tournament Team; leads nation in FT attempts				
#24 - G - Maverick Rowan (Fr. - 6-7, 215)	14.5	4.2	0.7	14-42 3FG
* Moved into starting lineup after Terry Henderson became injured; signed with NC State in August				
#14 - G - Caleb Martin (So. - 6-7, 215)	15.7	5.3	1.7	.404 3FG
* Gained 15 pounds of muscle in offseason; has made 19 of the team's 33 3-point baskets				
#1 - F - Lennard Freeman (Jr. - 6-9, 250)	4.7	7.0	1.0	38 starts
* Leading rebounder, had leg surgery in spring that includes 14-inch rod in his right leg				
#0 - F - Abdul-Malik Abu (So. - 6-8, 240)	12.0	6.5	2.0	28 starts
* Had double-double vs. LSU and vs. Villanova in NCAA Tournament; team-high 9 dunks this season				

2015-16 NC STATE BASKETBALL ROSTER

No.	Name	Pos.	Ht./Wt.	Yr.	Hometown/High School (Last School)
0	Abdul-Malik Abu	F	6-8/240	So.	Boston, Mass./Kimball Union Academy [N.H.]
1	Lennard Freeman	F	6-9/250	Jr.	Washington, D.C./Oak Hill Academy [Va.]
2	Torin Dorn	G	6-6/205	So. *	Charlotte, N.C./Vance (Charlotte)
3	Terry Henderson	G	6-5/195	R-Jr.	Raleigh, N.C./Neuse Christian (West Virginia)
4	Chris Brickhouse	F	6-5/205	Jr.	Raleigh, N.C./Broughton
12	Anthony 'Cat' Barber	G	6-2/190	Jr.	Newport News, Va./Hampton
13	Chris Corchiani, Jr.	G	6-0/180	So.	Raleigh, N.C./Ravenscroft
14	Caleb Martin	G/F	6-7/215	So.	Mocksville, N.C./Oak Hill Academy [Va.]
15	Cody Martin	G/F	6-7/210	So.	Mocksville, N.C./Oak Hill Academy [Va.]
21	BeeJay Anya	F	6-9/285	Jr.	Washington, D.C./DeMatha Catholic
22	Shaun Kirk	G/F	6-8/195	Fr.	Whiteville, N.C./Whiteville
24	Maverick Rowan	G/F	6-7/215	Fr.	Fort Lauderdale, Fla./Elevate
25	Chase Cannon	G	6-5/200	Sr.	Morehead City, N.C./The Miller School [Va.]

* - Must sit out 2015-16 season due to NCAA transfer rules and will have 3 years of eligibility remaining.

Head Coach: Mark Gottfried (Alabama '87)

Associate Head Coach: Bobby Lutz (Charlotte '80)

Assistant Coaches: Orlando Early (Gardner-Webb '90), Rob Moxley (Pfeiffer '94)

Director of Operations: Jeff Dunlap (UCLA '86)

Video Coordinator: Patrick McDonald (Alabama '00)

Assistant AD for Strength and Conditioning: Bob Alejo (Chico State '82)

Athletic Trainer: Ryan Holleman (Western Carolina '07)

2015-16 Alphabetical Roster

0	Abdul-Malik Abu
21	BeeJay Anya
12	Anthony 'Cat' Barber
4	Chris Brickhouse
25	Chase Cannon
13	Chris Corchiani, Jr.
2	Torin Dorn
1	Lennard Freeman
3	Terry Henderson
22	Shaun Kirk
14	Caleb Martin
15	Cody Martin
24	Maverick Rowan

Pronunciation Guide

Abu	(Uh-BOO)
Anya	(ON-ya)
Corchiani	(CORE-chee-onni)
Lutz	(LOOTS)
Lennard	(Len-NARD)

The Starting 5 - The Top 5 Storylines For This Game**1. BIG CAT**

Known famously as 'Cat', the NC State starting point guard is playing more like the nickname his mother, Pamela, gave him when he was a baby: Big Cat. Cat Barber is **averaging 21.0 points, 6.7 assists and 6.3 rebounds** to lead the Wolfpack after six games. Barber dropped a career-high 37 points in Friday's win over Winthrop, and that came averaging he scored 21.0 points per game in the Pack's two games at the Barclays Center in Brooklyn. Barber is currently second in the ACC in both scoring and assists while leading the conference in minutes played per game (39.17).

2. CAT QUICK

With the ball in his hands, Cat Barber is in the conversation among the quickest players in all of college basketball. With an emphasis this season of less contact to offensive players, it's nearly impossible to keep the 6-2 junior in front of you if you're guarding him. As a result, Barber has used his speed to get to the basket more and has drawn fouls at a torrid pace. **Barber currently leads the nation in both free throws made (66) and attempted (75).** He knocked down 19 of his 22 free throw attempts against Winthrop and was 12-for-12 at the line against LSU. Barber is currently fourth in the ACC with an .880 free throw percentage.

3. THE CHALLENGE

This week marks the 17th ACC/Big Ten Challenge, and the Wolfpack's 16th appearance in the event (NC State didn't play in 2008). NC State owns six ACC/Big Ten Challenge wins, including a 69-48 win over Northwestern two years ago. These two teams have met three times in the ACC/Big Ten Challenge, with Michigan having won twice. The last meeting was a 79-72 contest in 2012 in Ann Arbor when both teams were nationally ranked. Historically, **NC State is 113-100 against the current membership of the Big Ten.**

4. CALEB AND MAVERICK DOING THE SHOOTING

One question coming into the season for NC State would be how to replace the long-range shooting of Ralston Turner and Trevor Lacey. The duo combined for 172 made 3-pointers last season. Caleb Martin and Maverick Rowan have done the work for the Pack so far, as **the two young players have combined to make all of the team's 33 shots** from beyond the arc. Martin is second in the ACC with 19 made 3-pointers and Rowan is ninth in the conference with 14 treys. Aside from Martin and Rowan, the rest of the team is 0-for-13 from 3-point range.

5. A ROTATION BUILT FOR MARCH

Under normal circumstances, a tourney-bound basketball team would pare down its rotation during the postseason. NC State hasn't been afforded those normal circumstances. The Wolfpack is essentially playing a seven-player rotation. In the two games in Brooklyn, seven players played all 425 possible minutes (Shaun Kirk appeared for 0:06 of game time vs. Arizona State). NC State's primary seven-player rotation has played 1,214 of the season's 1,225 minutes (99.1 percent). Cat Barber is playing an ACC-leading 39.2 minutes per game, while Caleb Martin is third in the league in minutes (36.7) and Maverick Rowan is ninth (33.5).





Mark Gottfried

19th Season Overall

5th Season at NC State

374-209 (96-54 at NC State)

- Has coached NC State to an NCAA Tournament berth in each of his 4 seasons in Raleigh, the Pack's first time going four times in a row since 2003-06.
- Defeated 4 current Hall of Fame coaches during the 2014-15 season, with wins over Duke's Mike Krzyzewski, Louisville's Rick Pitino, UNC's Roy Williams and Jim Boeheim of Syracuse.
- Is just 3rd coach in ACC history to take his first four teams to the NCAA Tournament. (Roy Williams, Skip Prosser)
- Won 92 games in 4 seasons at NC State, the most at NCSU over a four-year span since 1981-85.
- One of 4 all-time ACC coaches to lead his team to the ACC Tournament semifinal round in each of his first 3 seasons.

ment semifinal round in each of his first 3 seasons.

- Won more games in his first 2 seasons with the Pack (48) than any coach in school history except Everett Case (55) in 1947 and 1948.
- Posted 24 wins and .667% winning percentage in 2011-12, which was the best all-time in the ACC for first-year head coaches.
- Is one of 14 coaches to capture a win over a team ranked No. 1 at two different schools. (3/20/04 at Alabama and 1/12/13 at NC State).
- Only 7 active coaches have taken 3 different schools to multiple NCAA Tournament appearances
- Has signed 4 McDonald's All-Americans since coming to NC State.

11 Seasons at Alabama (210-132 overall)

- Coached Alabama to 8 postseason appearances, including 5 consecutive NCAA tourney trips (2002-06).
- Led Alabama to a No. 1 ranking during the 2002-03 season.
- Voted 2002 SEC Coach of the Year.
- His 2003-04 Alabama squad advanced to the NCAA Elite Eight, the longest tourney run in school history.

3 Seasons at Murray State (68-24 overall)

- Won an OVC title in each of his 3 seasons and was OVC Coach of the Year all 3 seasons.
- Led Murray State to 3 postseason appearances, including a pair of NCAA tourney berths.
- His 1997-98 team earned the highest NCAA seed in OVC history (#9 seed).

GOTTFRIED YEAR-BY-YEAR AS A HEAD COACH

Year	School	Record	Conf.	Finish	Postseason
1995-96	Murray State	19-10	12-4	1st	NIT 1st Rd.
1996-97	Murray State	20-10	12-6	1st	NCAA 1st Rd.
1997-98	Murray State	29-4	16-2	1st	NCAA 1st Rd.
1998-99	Alabama	17-15	7-11	5th-West	NIT 1st Rd.
1999-00	Alabama	13-16	6-10	4th-West	----
2000-01	Alabama	25-11	8-8	3rd-West	NIT Final Four
2001-02	Alabama	27-8	12-4	1st-West	NCAA 2nd Rd.
2002-03	Alabama	17-12	7-9	4th-West	NCAA 1st Rd.
2003-04	Alabama	20-13	8-8	2nd-West	NCAA Elite Eight
2004-05	Alabama	24-8	12-4	1st-West	NCAA 1st Rd.
2005-06	Alabama	18-13	10-6	2nd-West	NCAA 2nd Rd.
2006-07	Alabama	20-12	7-9	3rd-West	NIT 1st Rd.
2007-08	Alabama	17-16	5-11	5th-West	----
2008-09	Alabama	12-7	2-3	----	----
2011-12	NC State	24-13	9-7	T-4th	NCAA Sweet Sixteen
2012-13	NC State	24-11	11-7	T-4th	NCAA 2nd Rd.
2013-14	NC State	22-14	9-9	T-7th	NCAA 2nd Rd.
2014-15	NC State	22-14	10-8	T-6th	NCAA Sweet Sixteen
2015-16	NC State	4-2			
Murray State		68-24	40-12		
Alabama		210-131	84-83		
NC State		96-54	39-31		
Totals (19th season)		374-209	162-126		

COACHING RESUME

NC STATE

(2011-Present)

RECORD: 95-54 (39-31 ACC)

2015 Sweet Sixteen

2012 Sweet Sixteen

4 Seasons, 4 NCAA Tournaments

ALABAMA

(1999-2009)

RECORD: 210-131 (84-83 SEC)

2002 SEC Regular Season Champions

2004 SEC West Champions

2004 Elite Eight

MURRAY STATE

(1996-97-98)

RECORD: 68-24 (40-12 OVC)

1996-98 OVC Champions

1997-98 OVC Tournament Titles

UCLA (Assistant Coach)

(1988-95)

1992, 1995 Pac-10 Champions

1995 National Champion

POSTSEASON APPEARANCES AS A COACH

NC STATE

NCAA - 4

ALABAMA

NCAA - 5

NIT - 3

MURRAY STATE

NCAA - 2

NIT - 1

UCLA (assistant)

NCAA - 7

POSTSEASON HISTORY AS A PLAYER

ALABAMA

NCAA - 3 Sweet Sixteens

COACHING HONORS

2002 SEC Coach of the Year

1996, '97, '98 OVC Coach of the Year

EDUCATION

B.A. in Communications

Alabama '87

UMS-Wright Prep '82

PLAYING EXPERIENCE

ALABAMA

1984-87

ORAL ROBERTS

1983

HENDERSON EXPECTED TO MISS 6-8 WEEKS

Terry Henderson, a redshirt junior from Raleigh who was projected as a starter for NC State this season, is expected to miss a minimum of 6-8 weeks after tearing ligaments in his right ankle in the season opener on Nov. 13. He suffered the setback just seven minutes into his Wolfpack career after sitting out the 2014-15 season as a transfer. He averaged 11.7 points per game as a sophomore at West Virginia in 2013-14.

HOME SWEET PNC

NC State, in its 16th season at PNC Arena, owns a **194-74 all-time record** at the multi-purpose building in west Raleigh. Mark Gottfried **owns a 55-18 mark at PNC Arena**, which is the eighth-largest home court in all of college basketball.

IRONCAT

It's been clear Cat Barber won't have much time to rest during games this season. Barber is averaging a **league-high 39.2 minutes per game** and **he's played at least 37 minutes in each contest this season**. He played all 40 minutes in the season opener and 43 minutes in the overtime in over LSU.

DEFENSIVE IMPROVEMENT

While it's known NC State aims to be a high-scoring team, the Wolfpack has put up some efficient defensive numbers as well. The Pack currently stands **fifth in the ACC in field goal percentage defense** (.388). NC State has held three opponents (South Alabama, IUPUI and LSU) to worse than 37 percent shooting.

MORE ON BIG CAT

Anthony Barber, a second team preseason All-ACC pick, was the 'Big Cat' down the stretch for the Pack last season, **averaging 14.6 points and 4.0 assists per game over the last 14 games of the season**. Included in that run was a career-best performance of 34 points in the ACC second round against Pittsburgh.

CALEB'S ADJUSTMENT MAKING A DIFFERENCE

Caleb Martin came to NC State known as a deadly long-range shooter. However, he shot just .305 from 3-point range last season and less than 36 percent on all of his attempts. In the offseason, Martin tweaked his shooting form to be "quieter" and more straight-ahead. Specifically, he now keeps the ball more the the right and has removed a hitch from his motion. The changes have paid off as he **is second in the ACC in 3-pointers made per game (3.17)** while shooting .404 from 3-point land.



#14 Caleb Martin



#15 Cody Martin

THE MARTINS

- The Martin twins, born Sept. 28, 1995
- From Mocksville, N.C.
- Both played senior HS year at Oak Hill Academy
- Cody is older by 1 minute

Caleb: 15.7 ppg, 5.3 rpg, 1.5 spg **Cody:** 7.2 ppg, 5.2 rpg

- First pair of twins for NC State men's basketball since **Jim and Joe Mills played for the Pack in 1941-42**. The Mills brothers played one season at State before leaving to play professional baseball

4 STRAIGHT NCAA TOURNEYS

NC State is one of just 16 schools to play in the last 4 NCAA Tournaments. Here's the list in alpha order:

Cincinnati	Kansas	NC State (ACC)
Duke (ACC)	Louisville (ACC)	Ohio State
Gonzaga	Michigan State	San Diego State
Harvard	New Mexico State	VCU
Iowa State	North Carolina (ACC)	Wichita State
		Wisconsin

4 STRAIGHT NCAAS W/ 2 SWEET 16 RUNS

Duke (ACC)	Michigan State	Ohio State
Kansas	North Carolina (ACC)	Wichita State
Louisville (ACC)	NC State (ACC)	Wisconsin

BEE-JAY AN-YA!

BeeJay Anya, who led the ACC with **2.53 blocks per game last season**, has moved into second place on NC State's all-time career blocks list. He enters Tuesday with 153 career blocked shots, 54 short of the school record held by Thurl Bailey (1979-83). He swatted 91 shots last season, which was the second-highest total in NC State history.

LENGTH AND (LESS) WIDTH

BeeJay Anya is one of the largest players in college basketball. He's actually trimmed down considerably, having **lost nearly 80 pounds** since enrolling at NC State in 2013. But it's his wingspan that sets him apart. He has a measured wingspan of 7-9, **the longest wingspan recorded for a non-7-foot player in the NBA Draft Express database** for basketball prospects. Only 7-6 Mamadou N'Diaye (UC-Irvine) has a longer listed wingspan.

RECORDS FROM LAST FRIDAY

Friday's 87-79 shootout win over Winthrop featured 37 points from Cat Barber and 38 points from Winthrop's Jimmy Gavin:

- Barber tied the school record for 19 FTs made in a game. His 22 FT attempts was the third-most in a game in NC State history.
- Barber became just the 11th player in Wolfpack history to record at least 37 points in a single game.
- Gavin's 38 points stands third for most in a game at PNC Arena.
- Barber tied the PNC Arena record with 19 made FTs in a game
- Gavin's 38 points was the seventh-highest total ever for a Pack opponent and highest since John Roche (South Carolina) in 1991

CODY SHAKES ILLNESS FOR BEST GAMES

Cody Martin sat out last Sunday's practice in Brooklyn due to illness. He felt better Monday and was cleared to play against Arizona State, when he scored a season-high 10 points. He followed that with a new career highs of 14 points, 10 rebounds and four steals in the LSU victory. Cody Martin **averaged 12.0 points and 7.5 rebounds in the two games in NYC**.



2015-16 ACC Standings (as of Monday, Nov. 30)

Team	Overall	ACC
1. #19 Syracuse	6-0	0-0
2. #22 Louisville	5-0	0-0
3. Pittsburgh	4-0	0-0
4. #5 Duke	6-1	0-0
5. #21 Miami	5-1	0-0
#9 UNC	5-1	0-0
#10 Virginia	5-1	0-0
8. Clemson	4-1	0-0
Florida State	4-1	0-0
10. NC State	4-2	0-0
Georgia Tech	4-2	0-0
Notre Dame	4-2	0-0
Wake Forest	4-2	0-0
Virginia Tech	4-2	0-0
15. Boston College	3-3	0-0

ACC SCHEDULE

Tuesday, Dec. 1

Northwestern at Virginia Tech - 7 p.m.

Wofford at Georgia Tech - 7 p.m.

Michigan at NC State - 7 p.m.

#10 Virginia at Ohio State - 7:30 p.m.

#11 Purdue at Pittsburgh - 9 p.m.

#21 Miami at Nebraska - 9 p.m.

#2 Maryland at #9 North Carolina - 9:30 p.m.

Wednesday, Dec. 2

USC Upstate at Clemson - 7 p.m.

#22 Louisville at #3 Michigan St. - 7:15 p.m.

Wisconsin at #19 Syracuse - 7:15 p.m.

Penn State at Boston College - 7:15 p.m.

Indiana at #5 Duke - 9:15 p.m.

Notre Dame at Illinois - 9:15 p.m.

MORE FROM MALIK

Abdul-Malik Abu is averaging 12.0 points and 6.5 rebounds while leading the team with nine dunks. Yet, Mark Gottfried has said the talented and athletic sophomore can do even more. Abu, a 6-8 forward from Boston, was selected by many national outlets as a potential breakout player after averaging 6.4 points per game and starting 22 times as a freshman.

NARD'S LEG

Lennard Freeman, NC State's leading rebounder, missed several weeks of the summer after undergoing successful surgery on his leg. The 6-8 junior had a **14-inch rod inserted in his lower right leg** to heal a fracture. Freeman grabbed 5.6 boards per game last season and had a double-double in State's NCAA Tournament win over Villanova.

PUT LENNARD IN THE GAME

When Lennard Freeman plays and produces, the Wolfpack usually wins. Last season, **NC State had an 11-1 record** when Freeman played 24 or more minutes. In games where the junior grabs eight or more rebounds, NC State is 18-3. The Pack is 10-0 when Freeman grabbed 10 or more rebounds.

TOP GUN

A late addition to the roster this summer was Maverick Rowan, a 6-7 freshman from Fort Lauderdale, Fla. Rowan, whose father played college basketball at St. John's and **was a fan of the Top Gun movie**, is averaging **14.5 points per game**. Rowan, who won a high school state title in both Pennsylvania and Florida, has scored in double figures in all five games this season.

GOTTFRIED'S DRIVE FOR FIVE

Head coach Mark Gottfried enters the 2015-16 season with a chance to accomplish something only one other coach in ACC basketball history has matched. Gottfried has **led his program to the NCAA Tournament in each of his first four seasons, which has only been accomplished by Skip Prosser (first 4 years) and Roy Williams (first 6 years)**. NC State is one of just 16 teams in the nation to have played in each of the last four NCAA Tournaments.

ASKING A LOT OF THE SOPHOMORES

With the team's two top scorers from last season gone, and now the injury to Terry Henderson, NC State is relying even more on its sophomores. Here's a breakdown of the increase in production from Caleb Martin and Abdul-Malik Abu:

	MPG	FGA/G	PPG
Abu (2014-15)	19.1	5.17	6.4
Abu (2015-16)	24.7	10.33	12.0
Martin (2014-15)	16.6	4.14	4.8
Martin (2015-16)	36.7	13.17	15.7

NC STATE'S RECORD WHEN...

At Home	3-1
At PNC Arena	3-1
On Road	0-0
Neutral	1-1
In overtime	0-0
Against ranked teams	1-0

In games decided by 5 pts or less	0-1
In games decided by 6-10 pts	1-0
In games decided by 11-20 pts	2-1
In games decided by 21+ pts	1-0

Leading at Half	4-1
Tied at Half	0-0
Trailing at Half	0-1

NCSU shoots 50% or better	0-0
NCSU shoots worse than 50%	4-2
NCSU shoots better/same as opp.	4-1
Opp. shoots better than NCSU	0-1
Opp. shoots 50% or better	0-1
Opp. shoots worse than 50%	4-2

NCSU out-rebounds opp.	4-0
Opp. out-rebounds NCSU	0-2
Teams tied in rebounding	0-0

NCSU shoots 70% or better on FTs	3-0
NCSU has more/same FT attempts	4-1
Opp. has more FT attempts	0-1
NCSU shoots 40% or better on 3s	0-0
NCSU shoots less than 40% on 3s	4-2
NCSU has more/same TO than opp.	2-0
NCSU has fewer TO than opp.	2-2

NCSU scores 90 pts or more	0-0
NCSU scores 80-89 pts	3-0
NCSU scores 70-79 pts	1-1
NCSU scores 60-69 pts	0-1
NCSU scores 50-59 pts	0-0
NCSU scores less than 50 pts	0-0
Opp. scores 90-plus pts	0-0
Opp. scores 80-89 pts	0-1
Opp. scores 70-79 pts	3-1
Opp. scores 60-69 pts	0-0
Opp. scores 50-59 pts	1-0
Opp. scores less than 50 pts	0-0

On Mondays	0-1
On Tuesdays	1-0
On Wednesdays	1-0
On Thursdays	0-0
On Fridays	1-1
On Saturdays	0-0
On Sundays	1-0

In November	4-2
In December	0-0
In January	0-0
In February	0-0
In March	0-0
In April	0-0

WINNING LIKE IT'S THE '70s

Not since the NC State glory days of David Thompson has NC State won like it has the last four seasons. The Wolfpack was **92-52 in the last four seasons under Gottfried**, which is the program's **highest win total for a four-year span since the Pack won 100 games from 1972-76.**

NOVEMBER AT NC STATE

NC State is 23-8 in the month of November under Mark Gottfried. The Pack has won 12 of its last 14 games played during the calendar's 11th month. NC State is 40-11 during November dating back to 2007.

ALL-TIME TOP 25

NC State is 25th on the all-time winningest programs list for NCAA Division I. In its 106th season, NCSU has won 1,667 men's basketball games. The ACC boasts six of the top 25 teams on the victories list:

School (Rank)	All-Time Wins
North Carolina (3rd)	2,164
Duke (4th)	2,100
Syracuse (5th)	1,948
Notre Dame (9th)	1,829
Louisville (11th)	1,790
NC State (25th)	1,667

ALWAYS SCHEDULE TOUGH

Much has been written about Mark Gottfried's prowess for scheduling. According to ESPN, **NC State last season boasted the sixth-toughest schedule in the nation.** Here's a breakdown of NC State's schedule strength under Gottfried:

NC State's Strength of Schedule Under Gottfried (ESPN.com)

2014-15: 6th	2013-14: 39th
2012-13: 21st	2011-12: 21st

ACC's KING OF TWITTER

In 2013, The Sporting News evaluated the prominent college basketball coaches related to their presence on Twitter. TSN named Mark Gottfried (@Mark_Gottfried) the ACC's King of Twitter. As of this week, Gottfried has 43,387 followers, which ranks 12th among college basketball coaches. Additionally, the team NC State Twitter account (@PackMensBball) boasts 48,207 followers (18th in all of college basketball).

THE COLOR PURPLE

Not only does Mark Gottfried allow his team to play on big stages, he also makes a point to introduce is players to experiences off the court as well. On Saturday night, the team went to the Jacobs Theater on 45th Street in Manhattan to see The Color Purple.

WOLFPACK FATHERS & SONS

Chris Corchiani, Sr. played for Jim Valvano's Wolfpack squads in the late 1980s and graduated in 1991. He was the first player in NCAA history to record 1,000 career assists and is still NC State's all-time leader in assists and steals. His son, Chris Jr., is a sophomore guard on the Wolfpack team. The Corchiani father-son duo is the fourth father-son combo in NC State basketball history: (h/t Tim Peeler)

Chris Corchiani Sr. ('91) / Chris Corchiani Jr. ('18)
 Tony Warren ('79) / T.J. Warren (NBA Draft in '14)
 Bill Kretzer ('68) / Billy Kretzer ('96)
 Phil DiNardo ('56) / Tommy Dinardo ('84)

PACK COACHES FIRST 4 SEASONS

Here is a breakdown of how NC State men's basketball coaches have fared through their first four seasons at State:

Coach	W-L	Pct.
E. Case (1946-50)	107-22	.829
M. Gottfried (2011-15)	92-52	.639
J. Valvano (1980-84)	81-47	.633
N. Sloan (1966-70)	61-46	.570
H. Sendek (1996-00)	73-58	.557

2015 ACC Preseason Poll

1. North Carolina (60)	1,292
2. Virginia (18)	1,226
3. Duke (8)	1,187
4. Notre Dame (1)	949
5. Miami	841
6. Florida State (1)	827
7. Louisville	821
8. NC State	808
9. Syracuse (1)	666
10. Pittsburgh	623
11. Wake Forest	391
12. Clemson	359
13. Georgia Tech	296
14. Virginia Tech	260
15. Boston College	134

CONNECT WITH THE PACK



@PackMensBball
@Mark_Gottfried



@PackMensBball
@Mark_Gottfried



NCStateHoops



NCStateBasketball
Mark Gottfried



ANYA: RIM PROTECTOR

- ACC leader with 2.53 bpg last year
- 2nd in NC State history with 153 blocks
- Single-game school record 10 blocks

Not only does BeeJay Anya ranks among the country's best shot blockers, but he also can change a game without recording a block.

Game	Blocks	Altered
vs. William & Mary	2	5
vs. South Alabama	5	5
vs. IUPUI	3	5
vs. Arizona State	2	1
vs. LSU	0	3
vs. Winthrop	4	4
vs. Michigan		
vs. Bucknell		
at USF		
vs. High Point		
at Missouri		
vs. UNCG		
vs. Northeastern		
at Va. Tech		
vs. Louisville		
at Wake Forest		
vs. Florida State		

Game	Blocks	Altered
at UNC		
at Pittsburgh		
vs. Duke		
vs. Georgia Tech		
vs. Miami		
at Florida State		
at Duke		
vs. Wake Forest		
at Virginia		
vs. Clemson		
vs. UNC		
at Syracuse		
vs. Boston College		
at Notre Dame		
TOTAL	16	23

Tale of the Tape

NC State	CATEGORY	Michigan
80.2	POINTS PER GAME	78.0
73.5	OPP. POINTS PER GAME	65.2
.432	FIELD GOAL PERCENTAGE	.495
.388	OPP. FIELD GOAL PERCENTAGE	.409
.324	3-POINT FIELD GOAL PERCENTAGE	.441
.357	OPP. 3-POINT FIELD GOAL PERCENTAGE	.360
.685	FREE THROW PERCENTAGE	.735
+4.0	REBOUNDING MARGIN	+0.5
+1.3	TURNOVER MARGIN	+2.2

"Statistically, this is our most athletic team at NC State."

In the fall of 2012, NC State became the country's first college basketball team to use BAM Testing as a way to measure its players' athletic performance. Basic Athletic Measurement (BAM) Testing is the official athletic testing organization for the NBA Draft Combine, the Portsmouth Invitational, Adidas Nations and several other athletic events. The testing consists of five tests: **Standing Vertical Jump; Approach Vertical Jump; 3/4 Court Sprint; Reaction Shuttle; 4-Way Agility Drill.**

BAM Testing 2012-15 - Wolfpack Improvement

	2012	2013	2014	2015
Players w/ 39+ inch approach vert	0	1	3	6
Players w/ 3/4 court sprint 3.197 sec	0	0	3	4
Players w/ reaction shuttle 2.987 sec	2	4	6	6



Rankings below are measured against the 355 NBA Draft prospects at the league combine since 2009

CAT BARBER

- 3.15 second 3/4 court sprint
(14th all-time among point guards and 30th all-time among all players)

ABDUL-MALIK ABU

- 41.5-inch approach vertical jump
(tops all-time among power forwards)
- 2.925 second reaction shuttle
(2nd all-time among power forwards and 27th among all players)

CALEB MARTIN

- 2.735 second reaction shuttle
(the all-time fastest time, **faster than any NBA Draft prospect since 2009**)
- 10.89 second 4-way agility
(27th all-time among guards and 78th all-time among all players)

TERRY HENDERSON

- 42-inch approach vertical jump
(tied for 3rd among all shooting guards since 2009 & fourth all-time among all players)

2014-15 NC STATE HONOR ROLL

Preseason All-ACC

Cat Barber (Preseason All-ACC 2nd Team)

Legends Classic All-Tournament Team

Cat Barber

ACC Player of the Week

Double-Figure Scoring Games

Barber 6, Caleb Martin 6, Rowan 6, Abu 5, Cody Martin 2

Led Pack in Points (includes ties)

Barber 4, Caleb Martin 2

Led Pack in Rebounds (includes ties)

Anya 3, Abu 2, Freeman 2, Barber 1

Led Pack in Assists (includes ties)

Barber 5, Cody Martin 1

Led Pack in Steals (includes ties)

Anya 3, Cody Martin 3, Caleb Martin 3, Barber 1, Rowan 1, Abu 1

Double-Doubles

Barber 1, Abu 1, Cody Martin 1

NC State-Michigan Series (3-3)

Last Meeting: 2012 in Ann Arbor

12/19/49	Michigan 54, NC State 46 (Reynolds)
12/20/49	NC State 63, Michigan 52 (Reynolds)
12/18/50	NC State 65, Michigan 62 (Reynolds)
12/2/03	Michigan 68, NC State 61 (Ann Arbor)
11/27/06	NC State 88, Michigan 76 (PNC Arena)
11/27/12	#3 Michigan 79, #18 NC State 72 (Ann Arbor)

Last Meeting:

#3 Michigan 79, #18 NC State 72

NC State: .571 FG%, +8 on boards

-- **T.J. Warren**

18 points (8-10 FG)

-- **C.J. Leslie**

16 points, 10 rebounds

-- **Nik Stauskas**

20 points off bench (4-7 3FG)

WOLFPACK IN THE ACC STATS

TEAM

Category (Total)	ACC Rank
Scoring (80.2)	9th
Scoring Defense (73.5)	13th
FT Percentage (.685)	11th
FG Percentage (.432)	14th
FG Pct. Defense (.388)	5th
3FG Percentage (.324)	11th
3FG Pct. Defense (.357)	9th
Rebounding Margin (+4.0)	13th
Blocks (4.83)	T-6th
Assists (14.50)	8th
Steals (4.67)	T-11th
Turnover Margin (+0.80)	11th
Assist-Turnover Ratio (1.33)	10th
3FG Made Per Game (5.50)	13th

PLAYER

Cat Barber	ACC Rank
Scoring (21.0)	2nd
Rebounding (6.3)	25th
Assists (6.67)	2nd
FT pct. (.880)	4th
FTs made (66)	1st
Minutes Played (39.17)	1st

Caleb Martin	ACC Rank
Scoring (15.7)	16th
Steals (1.50)	T-3rd
3FG Made (3.17)	2nd
3FG pct. (.404)	10th
Minutes Played (36.67)	3rd

BeeJay Anya	ACC Rank
Blocks (2.67)	2nd

Abdul-Malik Abu	ACC Rank
Rebounding (6.5)	22nd

Maverick Rowan	ACC Rank
Scoring (14.5)	22nd
3FG Made (2.33)	9th
Minutes Played (33.50)	9th

ATHLETICS COMMUNICATIONS

Basketball Contact: Josh Rattray
 Office Phone: 919-515-1182
 Cell Phone: 919-605-2445
 Twitter: @gopackjrat
 E-Mail: josh_rattray@ncsu.edu

Press Row Phone: 919-861-6190
 Websites: GoPack.com
 CoachGott.com
 MBB Twitter: @PackMensBball

PACK ADDS TOP PG DENNIS SMITH, JR.

NC State gained some momentum for the future when it signed Dennis Smith, Jr., the nation's top point guard, to a National Letter of Intent. Smith, from Fayetteville, N.C. is **ranked fourth in the Class of 2016 by both ESPN.com and Rivals, sixth by 247Sports.com and eighth by Scout.** Smith averaged 22.2 points per game as a junior at Trinity Christian School last year.

GOTTFRIED SIGNS EXTENSION

On the day of his fifth season at the school, Mark Gottfried and NC State announced a new contract that will keep the coach in Raleigh through the 2019-20 season. Gottfried's annual compensation increased from \$2.06 million to \$2.48 million.

COME TO STATE, STAY AT STATE

Mark Gottfried was hired at NC State in April of 2011, and he built his staff. That staff has stayed in place now going into its fourth season, with that continuity playing a part in NC State's success. In the ACC, **only Miami, Syracuse and Notre Dame join NC State as schools that have had their head coach and three main assistants together the last four years.**

THANK YOU #WPN

NC State jumped from 25th nationally in 2014 to 12th last season in average men's basketball attendance. More than 300,000 Wolfpackers crossed the turnstiles at PNC Arena last season, the highest total since the building opened for the 1999-00 season. Notably, **the Pack saw the nation's largest attendance increase**, jumping from an average of 15,043 to 16,299.

FOUR HALL OF FAME VICTORIES

Last season, in addition to the team's run to the Sweet 16, the Wolfpack defeated four coaches who are currently members of the Naismith Memorial Basketball Hall of Fame. Victories over Duke and Syracuse at home and road wins at UNC Chapel Hill and Louisville made Mark Gottfried the nation's only coach to own four wins over Hall of Fame coaches last season.

NATIONALLY-RANKED AT THE FINISH

After wins over LSU and Villanova landed the Wolfpack in the Sweet 16, NC State was listed in the season's final ESPN/USA Today Coaches Poll. The Pack was ranked No. 24 in the final poll. It was the first time finishing the season ranked since the team's Sweet 16 run in 2012, which landed the Pack at No. 20 in the final ranking.

NC STATE AND THE PROGRAM

When NC State had the instructors from The Program come to campus this fall, the Wolfpack players pushed themselves mentally and physically to their limits. At the end of the grueling two days, it was Caleb Martin who the instructors dubbed 'The Spartan Warrior'. Martin was lauded as the team's best leader during the two days and demonstrated teamwork and mental and physical toughness. That has translated onto the court for the 6-7 sophomore wing, who is averaging 18.3 points per game. He set career highs for points (21), field goals (8), 3-pointers made (5), steals and minutes (38) against William & Mary and then followed that with a team-high 19 points against South Alabama.

THE PROGRAM

Here are some of the physical activities the Wolfpack did with the military instructors from The Program:

- different series of exercises and drills conducted in perfect precision
- drills involving 50-lb. sandbags and 7-foot-long poles
- fireman-carry suicides for 21-, 41- and 61-yard lengths done only with teammate instruction
- individual and team drills in the pool beginning at 4 a.m.



SCAN THIS QR CODE
FOR MORE CONTENT




WHAT DO WE NEED TO REPLACE?

NC State must replace three of its top four scorers from last season's. Trevor Lacey (2nd Team All-ACC) and Ralston Turner were the team's top scorers, followed by returnee Cat Barber and outbound transfer Kyle Washington.

- NC State lost 53% of overall scoring
- Turner and Lacey: 28.5 ppg and 72% of team's made 3FGs
- Turner and Lacey: Scored 40% of NC State's points (43% in ACC play)



Trevor Lacey
15.7 ppg, .392 3FG%



Ralston Turner
12.8 ppg, .367 3FG%



Kyle Washington
6.8 ppg, 18 starts

2015-16 MISCELLANEOUS STATS

Stat	NCSU	Opp.
Pts Per Game off TOs	13.6	10.8
2nd Chance Pts Per Game	15.8	15.6
Pts in Paint Per Game	32.4	28.4
Fast Break Pts	9.6	12.0
Bench Scoring	15.8	24.6

Dunks

Abu 9, Anya 5, Ca. Martin 2, Kirk 1

Charges Taken

Freeman 2, Co. Martin 2, Barber 1, Ca. Martin 1

Deflections (unofficial)

Ca. Martin 14, Cody Martin 11, Barber 9, Rowan 7, Anya 3, Freeman 3, Abu 1

And 1's

Abu 5, Anya 3, Ca. Martin 2, Rowan 2, Co. Martin 2, Barber 2, Freeman 1

FTs on And 1: 9 of 17 (.529)

Control Opening Jump Ball

3 of 6

#Cat12 Assist Check

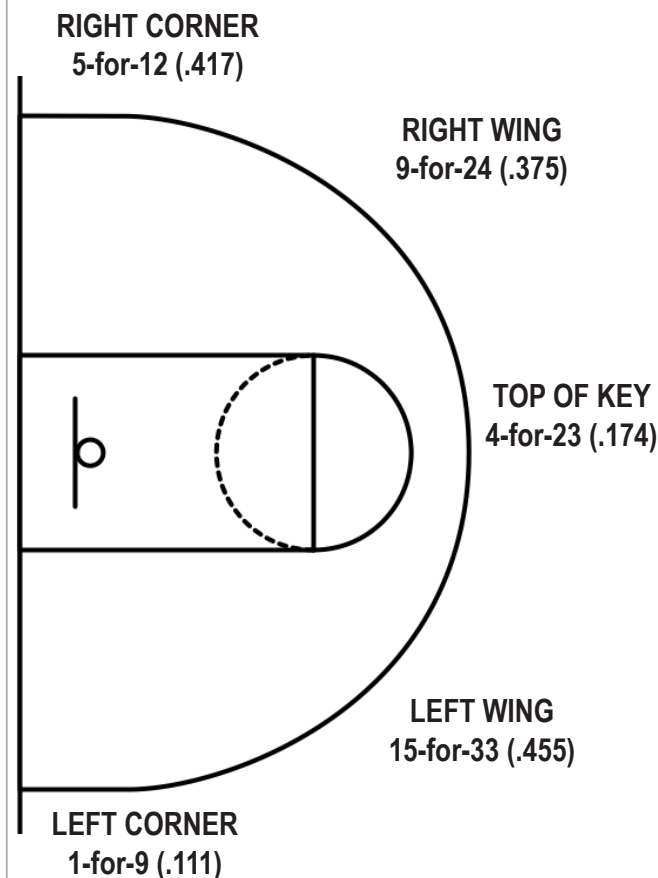
NC State point guard Cat Barber this season has 32 assists against 11 turn-over this season. Here's a breakdown of Barber's assists this season:

Barber Assists	40
Barber Turnovers	14
3-Pointers	10
Lay-ups/Dunks	8

Player	No.	Pct.
To Maverick Rowan	13	32.5
To Caleb Martin	11	27.5
To Abdul-Malik Abu	11	27.5
To Lennard Freeman	3	7.5
To Cody Martin	2	5.0

AROUND THE WORLD

Here is a visual of NC State's long-range shooting this season around the 3-point arc:



Game #1 - William & Mary 85, NC State 68

Nov. 13, 2015 - PNC Arena

William & Mary 85 • 1-0

#	Player	Total		3-Ptr		Rebounds			PF	TP	A TO Blk Stl					Min
		FG-FGA	FG-FGA	FT-FTA	Off Def Tot						A	TO	Blk	Stl		
00	Dixon, Daniel	* 7-13	4-9	1-2	0 3 3	3	19	1	4	1	0	32				
04	Prewitt, Omar	* 5-13	2-5	5-6	1 5 6	1	17	3	2	0	2	32				
25	Tarpey, Terry	* 4-7	0-1	3-5	2 6 8	0	11	3	2	0	5	30				
31	Sheldon, Sean	* 3-5	0-0	2-2	4 4 8	2	8	1	4	1	0	22				
34	Cohn, David	* 3-9	1-2	2-2	0 7 7	1	9	5	1	0	0	29				
05	Malinowski, Greg	* 3-6	0-3	0-0	1 1 2	0	6	1	0	0	2	18				
10	Burchfield, Connor	* 3-3	2-2	0-0	0 1 1	2	8	0	1	0	0	8				
11	Schlotman, Michael	* 0-0	0-0	0-0	0 2 2	1	0	2	0	0	1	11				
41	Whitman, Jack	* 2-3	0-0	0-0	0 1 1	5	4	0	0	0	0	9				
50	Seacat, Hunter	* 1-1	0-0	1-2	0 0 0	2	3	0	0	0	0	9				
Team					3 1 4											
Totals		31-60	9-22	14-19	11 31 42	17	85	16	14	2	10	200				

FG % 1st Half: 16-30 53.3% 2nd half: 15-30 50.0% Game: 31-60 51.7% Deadball
 3FG % 1st Half: 7-13 53.8% 2nd half: 2-9 22.2% Game: 9-22 40.9% Rebound
 FT % 1st Half: 12-16 75.0% 2nd half: 2-3 66.7% Game: 14-19 73.7%

NC State 68 • 0-1

#	Player	Total		3-Ptr		Rebounds			PF	TP	A TO Blk Stl					Min
		FG-FGA	FG-FGA	FT-FTA	Off Def Tot						A	TO	Blk	Stl		
00	Abu, Abdul-Malik	* 8-16	0-0	1-2	3 3 6	3	17	4	1	0	1	30				
01	Freeman, Lennard	* 0-0	0-0	0-0	1 3 4	1	0	1	0	0	0	13				
03	Henderson, Terry	* 0-3	0-1	0-0	1 0 1	1	0	0	1	0	0	7				
12	Barber, Anthony	* 4-16	0-3	3-4	3 2 5	2	11	6	1	0	1	40				
14	Martin, Caleb	* 8-17	5-10	0-0	2 1 3	2	21	2	3	2	4	38				
15	Martin, Cody	* 0-3	0-0	0-0	2 3 5	2	0	2	2	1	0	16				
21	Any, BeeJay	* 1-1	0-0	1-5	0 6 6	2	3	0	0	2	1	22				
24	Rowan, Maverick	* 6-15	1-8	3-3	1 2 3	4	16	0	2	0	1	34				
Team					3 2 5											
Totals		27-71	6-22	8-14	16 22 38	17	68	15	10	5	8	200				

FG % 1st Half: 14-40 35.0% 2nd half: 13-31 41.9% Game: 27-71 38.0% Deadball
 3FG % 1st Half: 4-14 28.6% 2nd half: 2-8 25.0% Game: 6-22 27.3% Rebound
 FT % 1st Half: 3-6 50.0% 2nd half: 5-8 62.5% Game: 8-14 57.1%

Officials: Roger Ayers, Ray Styons, Andrew Marotta
 Technical fouls: William & Mary-None. NC State-None.
 Attendance: 16377

Fouled out: W&M: #41 Whitman, J. at 6:15 in 2nd half

Score by periods				1st	2nd	Total							
William & Mary				51	34	85							
NC State				35	33	68							

Points	In	Off	2nd	Fast	Bench
WM	40	14	11	17	21
ST	28	13	14	4	19

Game #3 - NC State 79, IUPUI 56

Nov. 18, 2015 - Tallahassee, Fla.

IUPUI 56 • 1-2

#	Player	Total		3-Ptr		Rebounds			PF	TP	A TO Blk Stl					Min
		FG-FGA	FG-FGA	FT-FTA	Off Def Tot						A	TO	Blk	Stl		
00	Combs, Darell	* 1-11	0-3	3-4	0 1 1	4	5	5	3	0	1	28				
02	Archie, Mason	* 4-13	3-8	0-0	0 3 3	4	11	0	0	0	0	32				
15	O'Leary, Matt	* 6-11	4-8	1-1	2 4 6	4	17	0	3	0	3	30				
22	Barksdale, Marcellus	* 1-5	0-0	2-2	2 4 6	5	4	1	3	0	2	26				
33	Osborne, Nick	* 2-6	0-0	0-0	2 5 7	4	4	0	2	1	0	16				
01	Henderson, T.J.	* 3-5	1-2	0-0	0 1 1	5	7	3	1	1	0	23				
05	Svete, Leo	* 1-4	1-3	0-0	0 1 1	1	3	0	0	0	0	9				
20	Sinn, Grant	* 0-1	0-1	0-0	0 0 0	0	0	0	0	0	0	1				
24	Hall, Evan	* 0-1	0-0	0-0	0 2 2	5	0	0	0	0	0	12				
31	Hubler, John	* 0-0	0-0	1-3	0 0 0	0	1	0	0	0	0	2				
45	Brennan, Aaron	* 2-3	0-0	0-1	1 3 4	2	4	0	1	0	0	21				
Team					3 3 6											
Totals		20-60	9-25	7-11	10 27 37	34	56	9	13	2	6	200				

FG % 1st Half: 11-29 37.9% 2nd half: 9-31 29.0% Game: 20-60 33.3% Deadball
 3FG % 1st Half: 5-13 38.5% 2nd half: 4-12 33.3% Game: 9-25 36.0% Rebound
 FT % 1st Half: 0-1 0.0% 2nd half: 7-10 70.0% Game: 7-11 63.6%

NC State 79 • 2-1

#	Player	Total		3-Ptr		Rebounds			PF	TP	A TO Blk Stl					Min
		FG-FGA	FG-FGA	FT-FTA	Off Def Tot						A	TO	Blk	Stl		
00	Abu, Abdul-Malik	* 4-9	0-0	6-11	3 6 9	1	14	1	2	2	0	31				
01	Freeman, Lennard	* 3-3	0-0	1-3	3 3 6	2	7	0	2	1	0	22				
12	Barber, Anthony	* 5-16	0-1	9-11	0 4 4	3	19	3	2	1	0	37				
14	Martin, Caleb	* 5-15	2-8	3-5	3 4 7	3	15	2	1	1	1	35				
24	Rowan, Maverick	* 5-12	4-9	1-3	2 5 7	2	15	1	2	0	0	33				
04	Brickhouse, Chris	* 0-0	0-0	0-0	0 0 0	0	0	0	0	0	0	1				
13	Corchiani Jr., Chris	* 0-0	0-0	0-0	0 0 0	0	0	0	0	0	0	1				
15	Martin, Cody	* 1-1	0-0	2-3	2 2 4	1	4	4	1	0	0	16				
21	Any, BeeJay	* 1-1	0-0	1-3	0 5 5	3	3	0	1	3	2	21				
22	Kirk, Shaun	* 1-1	0-0	0-0	0 0 0	2	2	0	0	0	0	2				
25	Cannon, Chase	* 0-3	0-1	0-0	1 1 2	0	0	0	0	0	0	1				
Team					6 2 8											
Totals		25-61	6-19	23-39	20 32 52	17	79	11	11	8	3	200				

FG % 1st Half: 14-31 45.2% 2nd half: 11-30 36.7% Game: 25-61 41.0% Deadball
 3FG % 1st Half: 3-10 30.0% 2nd half: 3-9 33.3% Game: 6-19 31.6% Rebound
 FT % 1st Half: 7-16 43.8% 2nd half: 16-23 69.6% Game: 23-39 59.0%

Officials: Les Jones, William Humes, Tim Ebersole
 Technical fouls: IUPUI-None. NC State-None.

Attendance: 14660

Fouled out: IUPUI: #1 Henderson, T. at 9:12 in 2nd half

#24 Hall, E. at 5:25 in 2nd half

#22 Barksdale, M. at 1:25 in 2nd half

Game #2 - NC State 88, South Alabama 70

Nov. 15, 2015 - PNC Arena

South Alabama 70 • 1-1

#	Player	Total		3-Ptr		Rebounds			PF	TP	A TO Blk Stl					Min
		FG-FGA	FG-FGA	FT-FTA	Off Def Tot						A	TO	Blk	Stl		
01	Williams, Ken	* 3-15	2-8	0-0	2 3 5	0	8	3	1	0	2	28				
04	Stevens, Barrington	* 4-8	2-4	0-0	0 1 1	0	10	2	1	0	0	23				
10	Boyanov, Georgi	* 0-4	0-1	2-2	1 7 8	3	2	0	0	0	0	23				
11	Marjan, Nikola	* 0-0	0-0	1-3	1 1 2	5	1	0	3	0	0	16				
24	Stover, Nick	* 0-6	0-2	1-3	0 0 0	3	1	1	2	1	1	15				
00	Calhoun, Shaq	* 2-5	1-2	0-0	0 1 1	3	5	2	0	0	0	9				
02	Johnson, Taishaun	* 5-12	0-4	8-9	3 4 7	3	18	1	2	0	0	22				
05	Muepokelly, Don	* 4-9	1-2	0-0	4 1 5	4	9	0	0	1	1	27				
20	Whittingham, Tafari	* 1-7	1-1	3-8	2 0 2	1	6	0	1	0	1	17				
22	Brown, John	* 4-7	2-2	0-0	2 5 7	2	10	0	0	0	0	20				
Team					3 1 4											
Totals		23-73	9-26	15-25	18 24 42	24	70	9	10	2	5	200				

FG % 1st Half: 11-33 33.3% 2nd half: 12-40 30.0% Game: 23-73 31.5% Deadball
 3FG % 1st Half: 4-12 33.3% 2nd half: 5-14 35.7% Game: 9-26 34.6% Rebound
 FT % 1st Half: 8-13 61.5% 2nd half: 7-12 58.3% Game: 15-25 60.0%

NC State 88 • 1-1

#	Player	Total		3-Ptr		Rebounds			PF	TP	A	TO	Blk	Stl	Min
		FG-FTA	FG-FTA	FT-FTA	Off	Def	Tot								
00	Abu, Abdul-Malik	* 5-9	0-0	4-7	3	3	6	4	14	2	2	0	0	20	
01	Freeman, Lennard	* 2-5	0-0	1-2	2	11	13	4	5	1	3	0	0	29	
12	Barber, Anthony	* 3-11	0-1	11-12	2	10	12	3	17	8	5	0	1	39	
14	Martin, Caleb	* 7-10	4-6	1-1	0	6	6	2	19	0	2	0	0	37	
24	Rowan, Maverick	* 5-10	2-6	3-4	0	1	1	4	15	0	0	0	1	26	
04	Brickhouse, Chris	0-0	0-0	0-0	0	0	0	0	0	0	0	0	0	1	
13	Corchiani Jr., Chris	1-1	0-0	0-0	0	0	0	0	2	0	0	0	0	1	
15	Martin, Cody	3-5	0-1	2-2	1	1	2	1	8	0	0	0	1	19	
21	Any, BeeJay	3-4	0-0	2-6	1	4	5	5	8	3	2	5	1	25	
22	Kirk, Shaun	0-1	0-1	0-0	0	0	0	0	0	0	0	0	0	2	
25	Cannon, Chase	0-1	0-1	0-0	0	0	0	0	0	0	0	0	0	1	
	Team				1	1	2								
	Totals	29-57	6-16	24-34	10	37	47	23	88	14	14	5	4	200	

Game #5 - NC State 83, #22/17 LSU 72 (OT) Nov. 24, 2015 - Brooklyn, N.Y.

LSU 72 • 3-2

#	Player		Total	3-Ptr	Rebounds			PF	TP	A	TO	Blk	Stl	Min
			FG-FGA	FG-FGA	FT-FTA	Off	Def	Tot						
25	SIMMONS, Ben	f	1-6	0-0	2-5	3	11	14	5	4	10	0	3	40
03	ROBINSON III, Elbert	c	2-4	0-0	0-0	2	2	4	4	4	0	3	1	21
02	BLAKENEY, Antonio	g	4-17	3-11	0-0	0	3	3	0	11	1	2	0	34
15	PATTERSON, Jalyne	g	3-5	1-3	0-0	0	0	0	3	7	1	2	0	16
55	QUARTERMAN, Tim	g	7-20	3-7	2-3	4	5	9	2	19	2	1	0	38
00	SAMPSON, Brandon		7-12	4-9	0-0	1	2	3	0	18	1	1	0	25
05	GRAY, Josh		2-11	0-3	0-0	1	1	2	4	4	2	2	1	26
20	BRIDGEWATER, Brian		2-2	0-0	1-2	1	3	4	4	5	0	1	0	24
21	EPSS, Aaron		0-0	0-0	0-0	0	0	0	1	0	0	0	0	1
	Team					0	2	2						
	Totals		28-77	11-33	5-10	12	29	41	23	72	17	12	5	225
FG % 1st Half: 13-31 41.9% 2nd half: 12-37 32.4% OT: 3-9 33.3% Game: 28-77 36.4% Deadba 3FG % 1st Half: 3-13 23.1% 2nd half: 7-16 43.8% OT: 1-4 25.0% Game: 11-33 33.3% Rebound FT % 1st Half: 2-3 66.7% 2nd half: 3-7 42.9% OT: 0-0 0.0% Game: 5-10 50.0%														

NC State 83 • 3-2

#	Player		Total	3-Ptr	Rebounds			PF	TP	A	TO	Blk	Stl	Min
			FG-FGA	FG-FGA	FT-FTA	Off	Def	Tot						
00	Abu, Abdul-Malik	f	6-14	0-0	3-6	3	9	12	1	15	1	1	0	29
01	Freeman, Lennard	f	1-2	0-0	2-2	3	1	4	3	4	1	2	0	19
24	Rowan, Maverick	f	3-11	2-7	2-2	2	2	4	1	10	2	1	0	39
12	Barber, Anthony	g	4-12	0-0	12-12	0	7	7	0	20	7	1	0	43
14	Martin, Caleb	g	6-18	4-10	0-0	0	9	9	2	16	3	4	1	37
15	Martin, Cody		6-10	0-0	2-3	6	4	10	2	14	4	2	1	37
21	Anyia, BeeJay		1-1	0-0	2-4	1	2	3	2	4	0	0	0	21
	Team					1	4	5			3			
	Totals		27-68	6-17	23-29	16	38	54	11	83	18	14	2	225
FG % 1st Half: 13-32 40.6% 2nd half: 10-29 34.5% OT: 4-7 57.1% Game: 27-68 39.7% Deadba 3FG % 1st Half: 3-7 42.9% 2nd half: 2-9 22.2% OT: 1-1 100.0% Game: 6-17 35.3% Rebound FT % 1st Half: 4-4 100.0 2nd half: 10-15 66.7% OT: 9-10 90.0% Game: 23-29 79.3%														

Officials: Brian O'Connell, Guy Pagano, Tom Courtney
 Technical fouls: LSU-None. NC State-None.
 Attendance: 4775
 2015 FanDuel Legends Classic Consolation Game

Score by periods	1st	2nd	OT	Total
LSU	31	34	7	72
NC State	33	32	18	83

	Points	In	Off	2nd	Fast	Bench
LSU	30	Paint	T/O	Chance	Break	27
ST	32	12	20	8	18	

Game #6 - NC State 87, Winthrop 79 Nov. 27, 2015 - PNC Arena

Winthrop 79 • 4-1

#	Player		Total	3-Ptr	Rebounds			PF	TP	A	TO	Blk	Stl	Min
			FG-FGA	FG-FGA	FT-FTA	Off	Def	Tot						
05	Johnson, Keon	*	4-12	3-6	4-4	0	2	2	4	15	1	1	0	32
12	Cooks, Xavier	*	4-7	0-2	2-3	1	2	3	5	10	3	1	0	23
13	Broman, Bjorn	*	4-10	2-6	0-0	1	2	3	4	10	3	1	0	36
25	Price, Zach	*	1-5	0-0	1-2	0	3	3	3	3	0	1	0	14
42	Davenport, Joshua	*	1-3	0-0	0-0	2	5	7	4	2	2	1	0	19
00	Okeke, Duby		0-5	0-0	1-2	3	5	8	3	1	0	5	4	24
01	Perkins, Roderick		0-4	0-2	0-0	2	2	4	1	0	1	0	0	14
32	Poole, Freddy		0-0	0-0	0-0	0	0	0	0	0	0	0	0	2
44	Gavin, Jimmy		10-15	7-12	11-12	1	1	2	3	38	1	1	0	36
	Team					0	2	2						
	Totals		24-61	12-28	19-23	10	24	34	27	79	11	13	4	200
FG % 1st Half: 13-32 40.6% 2nd half: 11-29 37.9% Game: 24-61 39.3% Deadball 3FG % 1st Half: 7-16 43.8% 2nd half: 5-12 41.7% Game: 12-28 42.9% Rebounds FT % 1st Half: 6-8 75.0% 2nd half: 13-15 86.7% Game: 19-23 82.6%														

NC State 87 • 4-2

#	Player		Total	3-Ptr	Rebounds			PF	TP	A	TO	Blk	Stl	Min
			FG-FGA	FG-FGA	FT-FTA	Off	Def	Tot						
00	Abu, Abdul-Malik	*	1-4	0-0	0-2	0	3	3	2	2	2	2	0	14
01	Freeman, Lennard	*	4-7	0-0	1-4	3	7	10	2	9	1	0	0	31
12	Barber, Anthony	*	9-19	0-0	19-22	1	3	4	2	37	8	3	0	39
14	Martin, Caleb	*	3-8	1-6	4-4	1	4	5	4	11	1	1	1	37
24	Rowan, Maverick	*	7-13	3-6	0-0	2	3	5	4	17	1	1	0	34
15	Martin, Cody		3-8	0-0	1-2	2	3	5	2	7	2	0	1	26
21	Anyia, BeeJay		2-3	0-0	0-0	1	1	2	5	4	0	2	4	19
	Team					3	4	7						
	Totals		29-62	4-12	25-34	13	28	41	21	87	15	9	6	200
FG % 1st Half: 14-30 46.7% 2nd half: 15-32 46.9% Game: 29-62 46.8% Deadball 3FG % 1st Half: 3-6 50.0% 2nd half: 1-6 16.7% Game: 4-12 33.3% Rebounds FT % 1st Half: 9-13 69.2% 2nd half: 16-21 76.2% Game: 25-34 73.5%														

Officials: Jerry Heater, Rob Tyburski, James Breeding
 Technical fouls: Winthrop-None. NC State-None.
 Attendance: 15700
 Fouled out: NCSU: #21 Anyia, B. at 1:24 in 2nd half
 Winthrop: #12 Cooks, X. at 0:25.1 in 2nd half

Score by periods	1st	2nd	Total
Winthrop	39	40	79
NC State	40	47	87

	Points	In	Off	2nd	Fast	Bench
WINTHR	20	Paint	T/O	Chance	Break	39
ST	38	11	14	9	11	

Game #7 - NC State vs. Michigan Dec. 1, 2015 - PNC Arena

Game #8 - NC State vs. Bucknell Dec. 5, 2015 - PNC Arena

2015-16 NC State Team Game-by-Game

Opponent	Date	Score		Total		3-Pointers		Free throws		Rebounds				pf	a	t/o	blk	stl	pts	avg
				fg-fga	pct	3fg-fga	pct	ft-fa	pct	off	def	tot	avg							
WILLIAM & MARY	11/13/15	68-85	L	27-71	.380	6-22	.273	8-14	.571	16	22	38	38.0	17	15	10	5	8	68	68.0
SOUTH ALABAMA	11/15/15	88-70	W	29-57	.509	6-16	.375	24-34	.706	10	37	47	42.5	23	14	14	5	4	88	78.0
IUPUI	11/18/15	79-56	W	25-61	.410	6-19	.316	23-39	.590	20	32	52	45.7	17	11	11	8	3	79	78.3
vs Arizona State	11/23/15	76-79	L	26-58	.448	5-16	.313	19-28	.679	10	25	35	43.0	22	14	8	3	3	76	77.8
vs LSU	11/24/15	83-72	Wot	27-68	.397	6-17	.353	23-29	.793	16	38	54	45.2	11	18	14	2	6	83	78.8
WINTHROP	11/27/15	87-79	W	29-62	.468	4-12	.333	25-34	.735	13	28	41	44.5	21	15	9	6	4	87	80.2
NC State		481		163-377	.432	33-102	.324	122-178	.685	85	182	267	44.5	111	87	66	29	28	481	80.2
Opponents		441		155-399	.388	56-157	.357	75-109	.688	79	164	243	40.5	152	72	74	15	40	441	73.5

Games played: 6
 Points/game: 80.2
 FG Pct: 43.2
 3FG Pct: 32.4
 FT Pct: 68.5

Rebounds/game: 44.5
 Assists/game: 14.5
 Turnovers/game: 11.0
 Assist/turnover ratio: 1.3
 Steals/game: 4.7
 Blocks/game: 4.8

2015-16 Opponent Team Game-by-Game

Opponent	Date	Score		Total		3-Pointers		Free throws		Rebounds				pf	a	t/o	blk	stl	pts	avg
				fg-fga	pct	3fg-fga	pct	ft-fa	pct	off	def	tot	avg							
WILLIAM & MARY	11/13/15	68-85	L	31-60	.517	9-22	.409	14-19	.737	11	31	42	42.0	17	16	14	2	10	85	85.0
SOUTH ALABAMA	11/15/15	88-70	W	23-73	.315	9-26	.346	15-25	.600	18	24	42	42.0	24	9	10	2	5	70	77.5
IUPUI	11/18/15	79-56	W	20-60	.333	9-25	.360	7-11	.636	10	27	37	40.3	34	9	13	2	6	56	70.3
vs Arizona State	11/23/15	76-79	L	29-68	.426	6-23	.261	15-21	.714	18	29	47	42.0	27	10	12	0	5	79	72.5
vs LSU	11/24/15	83-72	Wot	28-77	.364	11-33	.333	5-10	.500	12	29	41	41.8	23	17	12	5	9	72	72.4
WINTHROP	11/27/15	87-79	W	24-61	.393	12-28	.429	19-23	.826	10	24	34	40.5	27	11	13	4	5	79	73.5
Opponents		441		155-399	.388	56-157	.357	75-109	.688	79	164	243	40.5	152	72	74	15	40	441	73.5
NC State		481		163-377	.432	33-102	.324	122-178	.685	85	182	267	44.5	111	87	66	29	28	481	80.2

Games played: 6
 Points/game: 73.5
 FG Pct: 38.8
 3FG Pct: 35.7
 FT Pct: 68.8

Rebounds/game: 40.5
 Assists/game: 12.0
 Turnovers/game: 12.3
 Assist/turnover ratio: 1.0
 Steals/game: 6.7
 Blocks/game: 2.5



2015-16 NC State Team Game Highs

POINTS	88	SOUTH ALABAMA (11/15/15)
	87	WINTHROP (11/27/15)
	83	vs LSU (11/24/15)
	79	IUPUI (11/18/15)
	76	vs Arizona State (11/23/15)
FIELD GOALS MADE	29	WINTHROP (11/27/15)
	29	SOUTH ALABAMA (11/15/15)
FIELD GOAL ATTEMPTS	71	WILLIAM & MARY (11/13/15)
	68	vs LSU (11/24/15)
FIELD GOAL PERCENTAGE	.509 (29-57)	SOUTH ALABAMA (11/15/15)
	.468 (29-62)	WINTHROP (11/27/15)
3 PT FIELD GOALS MADE	6	vs LSU (11/24/15)
	6	IUPUI (11/18/15)
	6	SOUTH ALABAMA (11/15/15)
	6	WILLIAM & MARY (11/13/15)
3 PT FG ATTEMPTS	22	WILLIAM & MARY (11/13/15)
	19	IUPUI (11/18/15)
3 PT FG PERCENTAGE	.375 (6-16)	SOUTH ALABAMA (11/15/15)
	.353 (6-17)	vs LSU (11/24/15)
FREE THROWS MADE	25	WINTHROP (11/27/15)
	24	SOUTH ALABAMA (11/15/15)
FREE THROW ATTEMPTS	39	IUPUI (11/18/15)
	34	WINTHROP (11/27/15)
	34	SOUTH ALABAMA (11/15/15)
FREE THROW PERCENTAGE	.793 (23-29)	vs LSU (11/24/15)
	.735 (25-34)	WINTHROP (11/27/15)
REBOUNDS	54	vs LSU (11/24/15)
	52	IUPUI (11/18/15)
ASSISTS	18	vs LSU (11/24/15)
	15	WINTHROP (11/27/15)
	15	WILLIAM & MARY (11/13/15)
STEALS	8	WILLIAM & MARY (11/13/15)
	6	vs LSU (11/24/15)
BLOCKED SHOTS	8	IUPUI (11/18/15)
	6	WINTHROP (11/27/15)
TURNOVERS	14	vs LSU (11/24/15)
	14	SOUTH ALABAMA (11/15/15)
FOULS	23	SOUTH ALABAMA (11/15/15)
	22	vs Arizona State (11/23/15)

2015-16 Opponent Team Game Highs

POINTS	85	WILLIAM & MARY (11/13/15)
	79	WINTHROP (11/27/15)
	79	vs Arizona State (11/23/15)
	72	vs LSU (11/24/15)
	70	SOUTH ALABAMA (11/15/15)
FIELD GOALS MADE	31	WILLIAM & MARY (11/13/15)
	29	vs Arizona State (11/23/15)
FIELD GOAL ATTEMPTS	77	vs LSU (11/24/15)
	73	SOUTH ALABAMA (11/15/15)
FIELD GOAL PERCENTAGE	.517 (31-60)	WILLIAM & MARY (11/13/15)
	.426 (29-68)	vs Arizona State (11/23/15)
3 PT FIELD GOALS MADE	12	WINTHROP (11/27/15)
	11	vs LSU (11/24/15)
3 PT FG ATTEMPTS	33	vs LSU (11/24/15)
	28	WINTHROP (11/27/15)
3 PT FG PERCENTAGE	.429 (12-28)	WINTHROP (11/27/15)
	.409 (9-22)	WILLIAM & MARY (11/13/15)
FREE THROWS MADE	19	WINTHROP (11/27/15)
	15	vs Arizona State (11/23/15)
	15	SOUTH ALABAMA (11/15/15)
FREE THROW ATTEMPTS	25	SOUTH ALABAMA (11/15/15)
	23	WINTHROP (11/27/15)
FREE THROW PERCENTAGE	.826 (19-23)	WINTHROP (11/27/15)
	.737 (14-19)	WILLIAM & MARY (11/13/15)
REBOUNDS	47	vs Arizona State (11/23/15)
	42	SOUTH ALABAMA (11/15/15)
	42	WILLIAM & MARY (11/13/15)
ASSISTS	17	vs LSU (11/24/15)
	16	WILLIAM & MARY (11/13/15)
STEALS	10	WILLIAM & MARY (11/13/15)
	9	vs LSU (11/24/15)
BLOCKED SHOTS	5	vs LSU (11/24/15)
	4	WINTHROP (11/27/15)
TURNOVERS	14	WILLIAM & MARY (11/13/15)
	13	WINTHROP (11/27/15)
	13	IUPUI (11/18/15)
FOULS	34	IUPUI (11/18/15)
	27	WINTHROP (11/27/15)
	27	vs Arizona State (11/23/15)





#0 Abdul-Malik Abu

F | 6-8 | 240 | So.

Boston, Mass. | Kimball Union Academy

* Started 22 games as a freshman

* No. 32 recruit by ESPN, 45 by Rivals in 2014 class

* Devout Muslim who observes Ramadan and prays multiple times daily

* Committed in Sept. 2013 after visiting mosque in Raleigh

2015-16 HIGHLIGHTS: Totaled 17 points, 6 rebounds and 4 assists in season opener vs. William & Mary (Nov. 13) ... Scored 14 points in win over South Alabama (Nov. 15) ... Had double-double (15 pts, 12 rebs) in win over LSU (Nov. 24).

2014-15 HIGHLIGHTS: A part-time starter, an explosive forward who improved as the season progressed ... Played 19.1 minutes per game and made 22 starts ... Averaged 6.4 points and 4.8 rebounds per game ... Ranked second on the team with 35 dunks ... Averaged 9.4 points per game in postseason ... Totaled 13 points and 12 rebounds in NCAA win over Villanova (March 21).

BEFORE STATE: No. 32 recruit nationally in ESPN 100, 45th by Rivals and the No. 11 power forward and four-star recruit by Scout.com ... Played first two seasons of prep basketball at Marblehead High School in Massachusetts ... Named 2014 NEPSAC Player of the Year and was a NEPSAC all-star pick ... Averaged 24.5 points and 10.5 rebounds during his final season ... Also played one season of varsity tennis and was girl's lacrosse manager for two years at Kimball ... Named 2013 EYBL MVP.

Opponent	FG	3FG	FT	O-D-Reb	PF	Pts	Ast	TO	Blk	Stl	Min
William & Mary (11/13)	* 8-16	0-0	1-2	3-3-6	3	17	4	1	0	1	30
South Alabama (11/15)	* 5-9	0-0	4-7	3-3-6	4	14	2	2	0	0	20
IUPUI (11/18)	* 4-9	0-0	6-11	3-6-9	1	14	1	2	2	0	31
vs. Arizona State (11/23)	* 5-10	0-0	0-0	2-1-3	4	10	2	1	1	0	24
vs. LSU (11/24)	* 6-14	0-0	3-6	3-9-12	1	15	1	1	0	0	29
Winthrop (11/27)	* 1-4	0-0	0-2	0-3-3	2	2	2	2	0	1	14
Michigan (12/1)											
Bucknell (12/5)											
at South Florida (12/13)											
High Point (12/16)											
at Missouri (12/19)											
UNCG (12/22)											
Northeastern (12/29)											
at Virginia Tech (1/2)											
Louisville (1/7)											
at Wake Forest (1/10)											
Florida State (1/13)											
at UNC (1/16)											
at Pittsburgh (1/19)											
Duke (1/23)											
Georgia Tech (1/27)											
Miami (1/30)											
at Florida St. (2/1)											
at Duke (2/6)											
Wake Forest (2/13)											
at Virginia (2/15)											
Clemson (2/20)											
UNC (2/24)											
at Syracuse (2/27)											
Boston Coll. (3/2)											
at Notre Dame (3/5)											

Career/Season Highs

Minutes

Career: 31, vs. Villanova (3/21/15)

2015-16: 30, vs. William & Mary (11/13/15)

Points

Career: 19, at Miami (1/22/15)

2015-16: 17, vs. William & Mary (11/13/15)

Rebounds

Career: 12 (3x), last vs. LSU (11/24/15)

2015-16: 12, vs. LSU (11/24/15)

Assists

Career: 4, vs. William & Mary (11/13/15)

2015-16: Same

Field Goals Made

Career: 9, at Miami (1/22/15)

2015-16: 8, vs. William & Mary (11/13/15)

Field Goal Attempts

Career: 16, vs. William & Mary (11/13/15)

2015-16: Same

3-point Field Goals

Career: 1, vs. West Virginia (12/20/14)

2015-16: 0

3-point Attempts

Career: 11 (5x), last vs. Syracuse (3/7/15)

2015-16: 0

Free Throws Made

Career: 6, vs. IUPUI (11/18/15)

2015-16: Same

Free Throw Attempts

Career: 11, vs. IUPUI (11/18/15)

2015-16: Same

Steals

Career: 1 (6x), last vs. Winthrop (11/27/15)

2015-16: 1 (2x), last vs. Winthrop (11/27/15)

Blocks

Career: 2 (4x), last vs. IUPUI (11/18/15)

2015-16: 2, vs. IUPUI (11/18/15)

NC State When Abu...

	Season	Career
Double-Figure Scoring	3-2	7-6
Double-Figure Rebounds	1-0	3-1
Double-Double	1-0	2-1
Leads NCSU in Points	0-0	0-0
Leads NCSU in Rebs	2-1	6-4
20+ Point Games	0-0	0-0
30+ Point Games	0-0	0-0

ABU CAREER STATS

Year	GP-GS	Min	Avg	FG-FGA	Pct	3FG-FGA	Pct	FT-FTA	Pct	Off-Def	Tot-Avg	PF-FO	A	TO	Blk	Stl	Pts	Avg
2014-15	36-22	686	19.1	87-186	.468	1-5	.200	54-96	.563	68-104	172-4.8	79-3	22	35	18	6	229	6.4
2015-16	6-6	148	24.7	29-62	.468	0-0	.000	14-28	.500	14-25	39-6.5	15-0	12	9	3	2	72	12.0
TOTALS	42-28	834	19.9	116-248	.468	1-5	.200	68-124	.548	82-129	211-5.0	94-3	34	44	21	8	301	7.2



#1 Lennard Freeman

F | 6-9 | 250 | Jr.
Washington, D.C. | Oak Hill Academy (Va.)

- * Had 14-inch rod inserted into his shin during the spring
- * Led Wolfpack in rebounding last season
- * Doesn't turn 20 years old until Dec. 10
- * Pack was 11-1 when he played 24+ minutes last season

2015-16 HIGHLIGHTS: Tied career high with 13 rebounds in win over South Alabama (Nov. 15) ... Had 9 points and team-best 10 rebounds vs. Winthrop (Nov. 27).

2014-15 HIGHLIGHTS: Led team and ranked 21st in ACC with 5.6 rebounds per game ... Tied career high with 13 rebounds with nine points vs. Hofstra (Nov. 17) ... Had second career double-double with 10 points and 12 rebounds vs. Jacksonville (Nov. 20) ... Pulled in 11 rebounds vs. Wake Forest (Dec. 6) ... Totaled seven points and six rebounds at Florida State (Jan. 17) ... Scored nine points with six rebounds vs. Pitt (March 11) ... Was key figure in NCAA win, posting double-double of 11 points and 12 rebounds in victory over Villanova (March 21).

2013-14 HIGHLIGHTS: Made 11 starts and played 23.2 minutes per game ... Averaged 4.0 points and 5.7 rebounds per game ... Stood second on team with 127 defensive rebounds ... Posted first career double-double with 10 points and 10 rebounds against Northwestern (Dec. 4) ... Recorded a career-high 13 rebounds against Long Beach St. (Dec. 7) ... Finished with a career-high 13 points on 5-of-6 shooting against Duke in ACC semifinal

Opponent	FG	3FG	FT	O-D-Reb	PF	Pts	Ast	TO	Blk	Stl	Min
William & Mary (11/13)	* 0-0	0-0	0-0	1-3-4	1	0	1	0	0	0	13
South Alabama (11/15)	* 2-5	0-0	1-2	2-11-13	4	5	1	3	0	0	29
IUPUI (11/18)	* 3-3	0-0	1-3	3-3-6	2	7	0	2	1	0	22
vs. Arizona State (11/23)	* 1-3	0-0	1-2	3-2-5	3	3	2	0	0	0	29
vs. LSU (11/24)	* 1-2	0-0	2-2	3-1-4	3	4	1	2	0	0	19
Winthrop (11/27)	* 4-7	0-0	1-4	3-7-10	2	9	1	0	0	0	31
Michigan (12/1)											
Bucknell (12/5)											
at South Florida (12/13)											
High Point (12/16)											
at Missouri (12/19)											
UNCG (12/22)											
Northeastern (12/29)											
at Virginia Tech (1/2)											
Louisville (1/7)											
at Wake Forest (1/10)											
Florida State (1/13)											
at UNC (1/16)											
at Pittsburgh (1/19)											
Duke (1/23)											
Georgia Tech (1/27)											
Miami (1/30)											
at Florida St. (2/1)											
at Duke (2/6)											
Wake Forest (2/13)											
at Virginia (2/15)											
Clemson (2/20)											
UNC (2/24)											
at Syracuse (2/27)											
Boston Coll. (3/2)											
at Notre Dame (3/5)											

Career/Season Highs	
Minutes	
Career: 37, vs. Long Beach St. (12/7/13)	
2015-16: 31, vs. Winthrop (11/27/15)	
Points	
Career: 13, vs. Duke (3/14/14)	
2015-16: 9, vs. Winthrop (11/27/15)	
Rebounds	
Career: 13 (3x), last vs. Hofstra (11/17/14)	
2015-16: 13, vs. South Alabama (11/15/15)	
Assists	
Career: 2 (10x), last vs. LSU (11/24/15)	
2015-16: 2, vs. LSU (11/24/15)	
Field Goals Made	
Career: 5 (3x), last vs. Villanova (3/21/15)	
2015-16: 4, vs. Winthrop (11/27/15)	
Field Goal Attempts	
Career: 10, vs. Jacksonville (11/20/14)	
2015-16: 7, vs. Winthrop (11/27/15)	
3-point Field Goals Made	
Career: 0	
2015-16: 0	
3-point Attempts	
Career: 0	
2015-16: 0	
Free Throws Made	
Career: 4 (2x), last at Pitt (3/3/14)	
2015-16: 2, vs. LSU (11/24/15)	
Free Throw Attempts	
Career: 8, vs. Wake Forest (12/6/14)	
2015-16: 4, vs. Winthrop (11/27/15)	
Steals	
Career: 2 (4x), last vs. Hofstra (11/17/14)	
2015-16: 0	
Blocks	
Career: 2 (2x), last vs. Villanova (3/21/15)	
2015-16: 1, vs. IUPUI (11/18/15)	

NC State When Freeman...		
	Season	Career
Double-Figure Scoring	0-0	4-1
Double-Figure Rebounds	2-0	10-0
Double-Double	0-0	3-0
Leads NCSU in Points	0-0	0-0
Leads NCSU in Rebs	2-0	16-3
20+ Point Games	0-0	0-0
8+ Rebound Games	2-0	18-3

FREEMAN CAREER STATS																		
Year	GP-GS	Min	Avg	FG-FGA	Pct	3FG-FGA	Pct	FT-FTA	Pct	Off-Def	Tot-Avg	PF-FO	A	TO	Blk	Stl	Pts	Avg
2013-14	35-11	811	23.2	55-107	.514	0-0	.000	31-69	.449	72-127	199-5.7	61-1	21	17	9	16	141	4.0
2014-15	35-21	681	19.5	51-114	.447	0-0	.000	24-48	.500	70-127	197-5.6	63-1	19	23	7	9	126	3.6
2015-16	6-6	143	23.8	11-20	.550	0-0	.000	6-13	.462	15-27	42-7.0	15-0	6	7	1	0	28	4.7
Totals	76-38	1635	21.5	117-241	.485	0-0	.000	61-130	.469	157-281	438-5.8	139-2	46	47	17	25	295	3.9



#3 Terry Henderson

G | 6-5 | 195 | R-Jr.

Raleigh, N.C. | Neuse Christian (West Va.)

- * Injured his ankle after 7 minutes of play in season opener
- * Averaged 9.8 ppg in 2 seasons at West Virginia
- * Shot .387 (89-230) from 3-pt range at WVU
- * Explosive athlete, with 42-inch approach vertical leap
- * Was an AAU teammate of TJ Warren for Garner Road team

* Out 6-8 weeks with torn ligaments in right ankle

Before State: Played two seasons at West Virginia, appearing in 58 games and starting 28 times ... Averaged 9.8 points and 2.7 rebounds while playing 23.4 minutes per game ... Made 89 treys in two seasons and shot .816 at the free throw line.

2013-14 - Sophomore Season: Played in 28 games, starting 17 contests ... Averaged 11.7 points and 2.9 rebounds per game ... Scored in double figures 18 times.

2012-13 - Freshman Season: Played in 30 games, starting 11 times ... Averaged 8.0 points and 2.4 rebounds per game ... Ranked second on the team with 42 made 3-pointers.

Opponent	FG	3FG	FT	O-D-Reb	PF	Pts	Ast	TO	Blk	Stl	Min
William & Mary (11/13) *	0-3	0-1	0-0	1-0-1	1	0	0	1	0	0	7
South Alabama (11/15)					--DNP--						
IUPUI (11/18)					--DNP--						
vs. Arizona State (11/23)					--DNP--						
vs. LSU (11/24)					--DNP--						
Winthrop (11/27)					--DNP--						
Michigan (12/1)											
Bucknell (12/5)											
at South Florida (12/13)											
High Point (12/16)											
at Missouri (12/19)											
UNCG (12/22)											
Northeastern (12/29)											
at Virginia Tech (1/2)											
Louisville (1/7)											
at Wake Forest (1/10)											
Florida State (1/13)											
at UNC (1/16)											
at Pittsburgh (1/19)											
Duke (1/23)											
Georgia Tech (1/27)											
Miami (1/30)											
at Florida St. (2/1)											
at Duke (2/6)											
Wake Forest (2/13)											
at Virginia (2/15)											
Clemson (2/20)											
UNC (2/24)											
at Syracuse (2/27)											
Boston Coll. (3/2)											
at Notre Dame (3/5)											

Career/Season Highs

Minutes

Career: 44, vs. Oklahoma (2/5/14)
2015-16: 7, vs. William & Mary (11/13/15)

Points

Career: 28, vs. Texas Tech (1/6/14)
2015-16: 0

Rebounds

Career: 7 (2x), last vs. TCU (1/4/14)
2015-16: 1, vs. William & Mary (11/13/15)

Assists

Career: 4 (2x), last at Oklahoma State (1/25/14)
2015-16: 0

Field Goals Made

Career: 10, vs. Texas Tech (1/6/14)
2015-16: 0

Field Goal Attempts

Career: 17, vs. Texas (1/13/14)
2015-16: 3, vs. William & Mary (11/13/15)

3-point Field Goals Made

Career: 6 (2x), last at Kansas (3/2/13)
2015-16: 0

3-point Attempts

Career: 11, vs. Oklahoma (1/5/13)
2015-16: 1, vs. William & Mary (11/13/15)

Free Throws Made

Career: 6 (3x), last at Oklahoma State (1/25/14)
2015-16: 0

Free Throw Attempts

Career: 8, at Oklahoma State (1/25/14)
2015-16: 0

Steals

Career: 3 (2x), last vs. William & Mary (12/29/13)
2015-16: 0

Blocks

Career: 3, vs. Oklahoma State (1/11/14)
2015-16: 0

NC State When Henderson...

	Season	Career
Double-Figure Scoring	0-0	0-0
Double-Figure Rebounds	0-0	0-0
Double-Double	0-0	0-0
Leads NCSU in Points	0-0	0-0
Leads NCSU in Rebs	0-0	0-0
20+ Point Games	0-0	0-0
30+ Point Games	0-0	0-0

HENDERSON CAREER STATS

Year	GP-GS	Min	Avg	FG-FGA	Pct	3FG-FGA	Pct	FT-FTA	Pct	Off-Def	Tot-Avg	PF-FO	A	TO	Blk	Stl	Pts	Avg
2012-13 (at WVU)	30-11	604	20.1	80-183	.437	42-105	.400	37-48	.771	34-39	73-2.4	33-0	25	27	6	17	239	8.0
2013-14 (at WVU)	28-17	756	27.0	112-255	.439	47-125	.376	56-66	.848	32-49	81-2.9	39-1	31	30	16	21	327	11.7
2015-16	1-1	7	7.0	0-3	.000	0-1	.000	0-0	.000	1-0	1-1.0	1-0	1	0	0	0	0	0.0
TOTALS	59-29	1367	23.2	192-441	.435	89-231	.386	93-114	.816	67-88	155-2.7	73-1	57	57	22	38	566	9.7



#12 Anthony 'Cat' Barber

G | 6-2 | 190 | Jr.

Newport News, Va. | Hampton

* Legends Classic All-Tournament Team

* 2nd Team Preseason All-ACC

* Career-high 37 points vs. Winthrop

* 2015 2nd Team All-ACC Tournament

* 2013 McDonald's All-American

* Coach Gottfried calls him one of the best on-the-ball defenders he has coached

2015-16 HIGHLIGHTS: 2nd Team Preseason All-ACC ... Legends Classic All-Tournament Team ... Shooting 88.7% at the foul line ... Had near triple-double (17 points, 12 rebounds, 8 assists) vs. South Alabama (Nov. 15) ... Led Wolfpack with 19 points in win over IUPUI (Nov. 18) ... Scored 20 points, with 7 rebounds and 7 assists in win over LSU (Nov. 24).

2014-15 HIGHLIGHTS: Played in 35 games, starting 33 ... Averaged 12.1 points and team-best 3.7 assists while shooting .380 from 3-point range ... Shot .733 at the foul line and grabbed 3.3 rebounds per game ... In the last 14 games of the season, averaged 15.3 points, 4.0 assists and shot .431 from 3-point range ... Exploded for 28 points with 4 assists, 4 rebounds and 4 treys at Wake Forest (Feb. 3) ... Scored 21 points in win over Louisville, causing Rick Pitino to say he 'dominated the game' (Feb. 14) ... Poured in 34 points and made all 12 of his foul shots in win over Pittsburgh (March 11).

2013-14 HIGHLIGHTS: Started 19 games, averaging 8.5 points per game on .403 shooting ... Scored 13 points in collegiate debut vs. Appalachian State (Nov. 8) ... Scored 22 points vs. NC Central (Nov. 20).

BEFORE STATE: One of top players in 2013 class, appearing on the rankings board published by ESPN (11), Scout.com (9) and Rivals.com (9) ... Totaled 11 points and 4 assists in the 2013 McDonald's All-American Game.

Opponent	FG	3FG	FT	O-D-Reb	PF	Pts	Ast	TO	Blk	Stl	Min
William & Mary (11/13)	* 4-16	0-3	3-4	3-2-5	2	11	6	1	0	1	40
South Alabama (11/15)	* 3-11	0-1	11-12	2-10-12	3	17	8	5	0	1	39
IUPUI (11/18)	* 5-16	0-1	9-11	0-4-4	3	19	3	2	1	0	37
vs. Arizona St. (11/23)	* 5-13	0-2	12-14	0-6-6	4	22	8	2	0	0	37
vs. LSU (11/24)	* 4-12	0-0	12-12	0-7-7	0	20	7	1	0	1	43
Winthrop (11/27)	* 9-19	0-0	19-22	1-3-4	2	37	8	3	0	0	39
Michigan (12/1)											
Bucknell (12/5)											
at South Florida (12/13)											
High Point (12/16)											
at Missouri (12/19)											
UNCG (12/22)											
Northeastern (12/29)											
at Virginia Tech (1/2)											
Louisville (1/7)											
at Wake Forest (1/10)											
Florida State (1/13)											
at UNC (1/16)											
at Pittsburgh (1/19)											
Duke (1/23)											
Georgia Tech (1/27)											
Miami (1/30)											
at Florida St. (2/1)											
at Duke (2/6)											
Wake Forest (2/13)											
at Virginia (2/15)											
Clemson (2/20)											
UNC (2/24)											
at Syracuse (2/27)											
Boston Coll. (3/2)											
at Notre Dame (3/5)											

Career/Season Highs

Minutes

Career: 45, at Georgia Tech (1/31/15)
2015-16: 43, vs. LSU (11/24/15)

Points

Career: 37, vs. Winthrop (11/27/15)
2015-16: Same

Rebounds

Career: 12, vs. South Alabama (11/15/15)
2015-16: Same

Assists

Career: 8 (5x), last vs. Winthrop (11/27/15)
2015-16: 8 (3x), last vs. Winthrop (11/27/15)

Field Goals Made

Career: 11, at Wake Forest (2/3/15)
2015-16: 9, vs. Winthrop (11/27/15)

Field Goal Attempts

Career: 20, at Wake Forest (2/3/15)
2015-16: 19, vs. Winthrop (11/27/15)

3-point Field Goals Made

Career: 4 (3x), last vs. Pittsburgh (3/11/15)
2015-16: 0

3-point Attempts

Career: 8, at Wake Forest (2/3/15)
2015-16: 3, vs. William & Mary (11/13/15)

Free Throws Made

Career: 19, vs. Winthrop (11/27/15)
2015-16: Same

Free Throw Attempts

Career: 22, vs. Winthrop (11/27/15)
2015-16: Same

Steals

Career: 3 (2x), last vs. Syracuse (3/7/15)
2015-16: 1 (3x), last vs. LSU (11/24/15)

Blocks

Career: 1 (2x), last vs. IUPUI (11/18/15)
2015-16: 1, vs. IUPUI (11/18/15)

NC State When Barber...

	Season	Career
Double-Figure Scoring	4-2	31-10
Double-Figure Rebounds	1-0	1-0
Double-Double	1-0	1-0
Leads NCSU in Points	3-1	10-4
Leads NCSU in Rebs	0-1	0-1
20+ Point Games	2-1	5-3
7+ Assists	3-1	6-2

BARBER CAREER STATS

Year	GP-GS	Min	Avg	FG-FGA	Pct	3FG-FGA	Pct	FT-FTA	Pct	Off-Def	Tot-Avg	PF-FO	A	TO	Blk	Stl	Pts	Avg
2013-14	36-18	871	24.2	108-269	.401	12-46	.261	78-112	.696	14-58	72-2.0	59-0	126	62	1	21	306	8.5
2014-15	35-33	1108	31.7	144-328	.439	27-71	.380	110-150	.733	30-86	116-3.3	68-0	130	73	0	28	425	12.1
2015-16	6-6	235	39.2	30-87	.345	0-7	.000	66-75	.880	6-32	38-6.3	14-0	40	14	1	3	126	21.0
TOTALS	77-57	2214	28.8	282-684	.412	39-124	.315	254-337	.754	50-176	226-2.9	141-0	296	149	2	52	857	11.1



#14 Caleb Martin

F | 6-7 | 215 | So.

Mocksville, N.C. | Oak Hill Academy [Va.]

- * No. 62 recruit by ESPN, No. 60 by Rivals, No. 46 by Scout
- * Gained 15 pounds of muscle in offseason
- * Changed mechanics of his jumper in offseason, shooting more centered and to right of his face
- * Had surgery on foot in June 2014
- * Just 1 minute younger than twin brother Cody

2014-15 HIGHLIGHTS: Has made 19 of the team's 33 shots from 3-pt range ... Scored career-best 21 points and made 5 treys in season opener vs. William & Mary (Nov. 13) ... Scored 19 points on 7-for-10 shooting in win over South Alabama (Nov. 15) ... Scored 16 points with 9 rebounds in win over LSU (Nov. 24).

2014-15 HIGHLIGHTS: Voted ACC Freshman of the Week on Dec. 15 ... Averaged 4.8 points per game while playing 16.9 minutes ... Broke out for 15 points on 6-for-10 shooting vs. Jacksonville (Nov. 20) ... Made 1st career start and scored 17 points with 7 rebounds vs. CSU (Dec. 12) ... Scored 12 points in 32 minutes vs. Notre Dame (Jan. 25) ... Grabbed career-high 10 rebounds at Louisville (Feb. 14).

BEFORE STATE: No. 62 recruit nationally in ESPN 100, 60th by Rivals and the No. 46 recruit by Scout.com ... Played one season at Oak Hill Academy for coach Steve Smith after three seasons at Davie County High School in North Carolina ... Led Oak Hill to 41-4 record and a runner-up finish in the Dick's Sporting Goods High School National Tournament ... Selected to all-tournament team at national tournament ... Won Oak Hill's individual 3-point shooting award.

Opponent	FG	3FG	FT	O-D-Reb	PF	Pts	Ast	TO	Blk	Stl	Min
William & Mary (11/13)	* 8-17	5-10	0-0	2-1-3	2	21	2	3	2	4	38
South Alabama (11/15)	* 7-10	4-6	1-1	0-6-6	2	19	0	2	0	0	37
IUPUI (11/18)	* 5-15	2-8	3-5	3-4-7	3	15	2	1	1	1	35
vs. Arizona St. (11/23)	* 4-11	3-7	1-2	0-2-2	4	12	2	2	0	2	36
vs. LSU (11/24)	* 6-18	4-10	0-0	0-9-9	2	16	3	4	1	1	37
Winthrop (11/27)	* 3-8	1-6	4-4	1-4-5	4	11	1	1	1	1	37
Michigan (12/1)											
Bucknell (12/5)											
at South Florida (12/13)											
High Point (12/16)											
at Missouri (12/19)											
UNCG (12/22)											
Northeastern (12/29)											
at Virginia Tech (1/2)											
Louisville (1/7)											
at Wake Forest (1/10)											
Florida State (1/13)											
at UNC (1/16)											
at Pittsburgh (1/19)											
Duke (1/23)											
Georgia Tech (1/27)											
Miami (1/30)											
at Florida St. (2/1)											
at Duke (2/6)											
Wake Forest (2/13)											
at Virginia (2/15)											
Clemson (2/20)											
UNC (2/24)											
at Syracuse (2/27)											
Boston Coll. (3/2)											
at Notre Dame (3/5)											

Career/Season Highs

Minutes

Career: 38, vs. William & Mary (11/13/15)
2015-16: Same

Points

Career: 21, vs. William & Mary (11/13/15)
2015-16: Same

Rebounds

Career: 10, at Louisville (2/14/15)
2015-16: 9, vs. LSU (11/24/15)

Assists

Career: 3, vs. LSU (11/24/15)
2015-16: Same

Field Goals Made

Career: 8, vs. William & Mary (11/13/15)
2015-16: Same

Field Goal Attempts

Career: 18, vs. LSU (11/24/15)
2015-16: Same

3-point Field Goals

Career: 5, vs. William & Mary (11/13/15)
2015-16: Same

3-point Attempts

Career: 10 (2x), last vs. LSU (11/24/15)
2015-16: Same

Free Throws Made

Career: 4 (3x), last vs. Winthrop (11/27/15)
2015-16: 4, vs. Winthrop (11/27/15)

Free Throw Attempts

Career: 6, at Clemson (3/3/15)
2015-16: 5, vs. IUPUI (11/18/15)

Steals

Career: 4, vs. William & Mary (11/13/15)
2015-16: Same

Blocks

Career: 2 (3x), last vs. William & Mary (11/13/15)
2015-16: 2, vs. William & Mary (11/13/15)

NC State When Caleb Martin...

	Season	Career
Double-Figure Scoring	4-2	6-3
Double-Figure Rebounds	0-0	1-0
Double-Double	0-0	0-0
Leads NCSU in Points	1-1	3-1
Leads NCSU in Rebs	0-0	2-3
20+ Point Games	0-1	0-1
30+ Point Games	0-0	0-0

CALEB MARTIN CAREER STATS

Year	GP-GS	Min	Avg	FG-FGA	Pct	3FG-FGA	Pct	FT-FTA	Pct	Off-Def	Tot-Avg	PF-FO	A	TO	Blk	Stl	Pts	Avg
2014-15	36-1	598	16.6	53-149	.356	25-82	.305	41-59	.695	26-77	103-2.9	40-1	26	24	12	11	172	4.8
2015-16	6-6	220	36.7	33-79	.418	19-47	.404	9-12	.750	6-26	32-5.3	17-0	10	13	5	9	94	15.7
TOTALS	42-7	819	19.5	86-228	.377	44-129	.341	50-71	.704	32-103	135-3.2	57-1	36	37	17	20	266	6.3



#15 Cody Martin

F | 6-7 | 210 | So.

Mocksville, N.C. | Oak Hill Academy [Va.]

* Made 3 starts as a freshman

* Packed on 10 pounds of muscle in the offseason

* Boasts 40-inch approach vertical leap

* Is 1 minute older than twin brother Caleb

2015-16 HIGHLIGHTS: Playing 22.2 minutes per game and shooting .515 from the floor ... Posted career highs of 14 points and 10 rebounds in win over LSU (Nov. 24).

2014-15 HIGHLIGHTS: Appeared in 18 games, playing 11.1 minutes per contest ... Scored 4 points in 8 minutes during NC State debut vs. Jackson State (Nov. 14) ... Scored 6 points and passed 5 assists vs. Duke (Jan. 11) ... Totaled 10 points, 6 rebounds and 4 assists vs. Notre Dame (Jan. 25).

BEFORE STATE: No. 91 recruit nationally in ESPN 100 and 81st by Rivals ... Played one season at Oak Hill Academy for coach Steve Smith after three seasons at Davie County High School in North Carolina ... Led Oak Hill to 41-4 record and a runner-up finish in the Dick's Sporting Goods High School National Tournament ... Picked as 2014 Team MVP for Oak Hill.

Opponent	FG	3FG	FT	O-D-Reb	PF	Pts	Ast	TO	Blk	Stl	Min
William & Mary (11/13)	0-3	0-0	0-0	2-3-5	2	0	2	2	1	0	16
South Alabama (11/15)	3-5	0-1	2-2	1-1-2	1	8	0	0	0	1	19
IUPUI (11/18)	1-1	0-0	2-3	2-2-4	1	4	4	1	0	0	16
vs. Arizona St. (11/23)	4-6	0-1	2-3	1-4-5	3	10	0	1	0	1	19
vs. LSU (11/24)	6-10	0-0	2-3	6-4-10	2	14	4	2	1	4	37
Winthrop (11/27)	3-8	0-0	1-2	2-3-5	2	7	2	0	1	1	26
Michigan (12/1)											
Bucknell (12/5)											
at South Florida (12/13)											
High Point (12/16)											
at Missouri (12/19)											
UNCG (12/22)											
Northeastern (12/29)											
at Virginia Tech (1/2)											
Louisville (1/7)											
at Wake Forest (1/10)											
Florida State (1/13)											
at UNC (1/16)											
at Pittsburgh (1/19)											
Duke (1/23)											
Georgia Tech (1/27)											
Miami (1/30)											
at Florida St. (2/1)											
at Duke (2/6)											
Wake Forest (2/13)											
at Virginia (2/15)											
Clemson (2/20)											
UNC (2/24)											
at Syracuse (2/27)											
Boston Coll. (3/2)											
at Notre Dame (3/5)											

Career/Season Highs

Minutes

Career: 37, vs. LSU (11/24/15)

2015-16: Same

Points

Career: 14, vs. LSU (11/24/15)

2015-16: Same

Rebounds

Career: 10, vs. LSU (11/24/15)

2015-16: Same

Assists

Career: 5, vs. Duke (1/11/15)

2015-16: 4 (2x), last vs. LSU (11/24/15)

Field Goals Made

Career: 6, vs. LSU (11/24/15)

2015-16: Same

Field Goal Attempts

Career: 10, vs. LSU (11/24/15)

2015-16: Same

3-point Field Goals

Career: 0

2015-16: 0

3-point Attempts

Career: 3, vs. Notre Dame (1/25/15)

2015-16: 1 (2x), last vs. Arizona State (11/23/15)

Free Throws Made

Career: 2 (6x), last vs. LSU (11/24/15)

2015-16: 2 (4x), last vs. LSU (11/24/15)

Free Throw Attempts

Career: 3 (3x), last vs. LSU (11/24/15)

2015-16: Same

Steals

Career: 4, vs. LSU (11/24/15)

2015-16: Same

Blocks

Career: 2, vs. Duke (1/11/15)

2015-16: 1 (2x), last vs. LSU (11/24/15)

NC State When Cody Martin...

	Season	Career
Double-Figure Scoring	1-1	1-2
Double-Figure Rebounds	1-0	1-0
Double-Double	1-0	1-0
Leads NCSU in Points	0-0	0-0
Leads NCSU in Rebs	0-0	0-1
20+ Point Games	0-0	0-0
30+ Point Games	0-0	0-0

CODY MARTIN CAREER STATS

Year	GP-GS	Min	Avg	FG-FGA	Pct	3FG-FGA	Pct	FT-FTA	Pct	Off-Def	Tot-Avg	PF-FO	A	TO	Blk	Stl	Pts	Avg
2014-15	19-3	216	11.4	28-59	.475	0-7	.000	9-17	.529	17-21	38-2.0	36-2	23	18	6	9	65	3.4
2015-16	6-0	133	22.2	17-33	.515	0-2	.000	9-13	.692	14-17	31-5.2	11-0	12	6	3	7	43	7.2
TOTALS	25-3	349	14.0	45-92	.489	0-9	.000	18-30	.600	31-38	69-2.8	47-2	35	24	9	16	108	4.3



#21 BeeJay Anya

F | 6-9 | 285 | Jr.

Washington, D.C. | DeMatha Catholic

* ACC 6th Man of the Year (Media)

* ACC All-Defensive Team (Media & Coaches)

* Led ACC in blocks per game

* Lost 70 pounds since enrolling at NC State

* 2nd in NC State history in career blocked shots

* Has 7-9 wingspan, 2nd longest ever recorded by

NBA Draft Express database

2014-15 HIGHLIGHTS: ACC 6th Man of the Year and ACC All-Defensive Team ... Led ACC with 2.53 blocks per game ... Had 91 blocked shots, 2nd on NC State's single-season list ... Led team with 39 dunks ... Broke school record with 10 blocks and added 7 points and 8 rebounds vs. Jacksonville (Nov. 20) ... Blocked 5 shots vs. USF (Nov. 23) ... Blocked 5 shots in 11 minutes vs. Wake Forest (Dec. 6) ... Scored a career-high 14 points and blocked 4 shots vs. Duke (Jan. 11) ... Blocked 6 shots in win at North Carolina (Feb. 24) ... Made game-winning shot with 0.1 seconds left in NCAA tourney vs. LSU (March 19).

2013-14 Highlights: Played 11.8 minutes per game ... Stood 10th in ACC in blocked shots ... Shot .587 from the floor ... Third on the team with 13 dunks ... Played 24 minutes with 5 blocks at Tennessee (Dec. 18) ... Had 5 blocked shots in win over ECU (Dec. 21) ... Scored 10 points against North Carolina (Feb. 26) ... Recorded 3 blocks against Xavier in the opening round of the NCAA Tournament (March 18).

Opponent	FG	3FG	FT	O-D-Reb	PF	Pts	Ast	TO	Blk	Stl	Min
William & Mary (11/13)	1-1	0-0	1-5	0-6-6	2	3	0	0	2	1	22
South Alabama (11/15)	3-4	0-0	2-6	1-4-5	5	8	3	2	5	1	25
IUPUI (11/18)	1-1	0-0	1-3	0-5-5	3	3	0	1	3	2	21
vs. Arizona St. (11/23)	2-4	0-0	1-2	4-2-6	3	5	0	1	2	0	20
vs. LSU (11/24)	1-1	0-0	2-4	1-2-3	2	4	0	0	0	0	21
Winthrop (11/27)	2-3	0-0	0-0	1-1-2	5	4	0	2	4	1	19
Michigan (12/1)											
Bucknell (12/5)											
at South Florida (12/13)											
High Point (12/16)											
at Missouri (12/19)											
UNCG (12/22)											
Northeastern (12/29)											
at Virginia Tech (1/2)											
Louisville (1/7)											
at Wake Forest (1/10)											
Florida State (1/13)											
at UNC (1/16)											
at Pittsburgh (1/19)											
Duke (1/23)											
Georgia Tech (1/27)											
Miami (1/30)											
at Florida St. (2/1)											
at Duke (2/6)											
Wake Forest (2/13)											
at Virginia (2/15)											
Clemson (2/20)											
UNC (2/24)											
at Syracuse (2/27)											
Boston Coll. (3/2)											
at Notre Dame (3/5)											

Career/Season Highs

Minutes

Career: 36, vs. Wofford (12/14/14)

2015-16: 25, vs. South Alabama (11/15/15)

Points

Career: 14, vs. Duke (1/11/15)

2015-16: 8, vs. South Alabama (11/15/15)

Rebounds

Career: 10, at Louisville (2/14/15)

2015-16: 6 (2x), last vs. Arizona State (11/23/15)

Assists

Career: 3, vs. South Alabama (11/15/15)

2015-16: Same

Field Goals Made

Career: 6, vs. Duke (1/11/15)

2015-16: 3, vs. South Alabama (11/15/15)

Field Goal Attempts

Career: 8, vs. Duke (1/11/15)

2015-16: 4, vs. South Alabama (11/15/15)

3-point Field Goals Made

Career: 0

2015-16: 0

3-point Attempts

Career: 0

2015-16: 0

Free Throws Made

Career: 4, at Purdue (12/2/14)

2015-16: 2, vs. South Alabama (11/15/15)

Free Throw Attempts

Career: 6 (2x), last vs. South Alabama (11/15/15)

2015-16: 6, vs. South Alabama (11/15/15)

Steals

Career: 2, vs. IUPUI (11/18/15)

2015-16: Same

Blocks

Career: 10, vs. Jacksonville (11/20/14)

2015-16: 5, vs. South Alabama (11/15/15)


NC State When Anya...

	Season	Career
Double-Figure Scoring	0-0	1-1
Double-Figure Rebounds	0-0	1-0
Double-Double	0-0	0-0
Leads NCSU in Points	0-0	0-0
Leads NCSU in Rebs	0-2	4-5
20+ Point Games	0-0	0-0
4+ Blocked Shots	2-0	12-3

ANYA CAREER STATS

Year	GP-GS	Min	Avg	FG-FGA	Pct	3FG-FGA	Pct	FT-FTA	Pct	Off-Def	Tot-Avg	PF-FO	A	TO	Blk	Stl	Pts	Avg
2013-14	33-0	388	11.8	27-46	.587	0-0	.000	15-31	.484	23-45	68-2.1	57-0	4	17	46	4	69	2.1
2014-15	36-11	698	19.4	64-105	.610	0-0	.000	34-61	.557	57-98	155-4.3	97-2	8	40	91	4	162	4.5
2015-16	6-0	128	21.3	10-14	.714	0-0	.000	7-20	.350	7-20	27-4.5	20-2	3	6	16	5	27	4.5
TOTALS	75-11	1214	16.2	101-165	.612	0-0	.000	56-112	.500	87-163	250-3.3	174-4	15	63	153	13	258	3.4

Year	GP-GS	Min	Avg	FG-FGA	Pct	3FG-FGA	Pct	FT-FTA	Pct	Off-Def	Tot-Avg	PF-FO	A	TO	Blk	Stl	Pts	Avg
2015-16	3-0	4	1.3	1-2	.500	0-1	.000	0-0	.000	0-0	0-0.0	2-0	0	0	0	0	2	0.7
Totals	3-0	4	1.3	1-2	.500	0-1	.000	0-0	.000	0-0	0-0.0	2-0	0	0	0	0	2	0.7



#24 Maverick Rowan

G/F | 6-7 | 215 | Fr.
Fort Lauderdale, Fla. | Elevate

- * No. 30 recruit in 2015 class by ESPN.com
- * Signed with NC State in August after reclassifying to the 2015 class
- * One of the nation's top prep long-range shooters
- * Won a state title in Pennsylvania and won one in Florida

2015-16 HIGHLIGHTS: Scored in double figures in every game ... Notched 16 points on 6-for-15 shooting in his college debut ... Made first career start and scored 15 points in win over South Alabama (Nov. 15) ... Scored 15 points and made 4 treys vs. IUPUI (Nov. 18) ... Scored 7 of his 10 points in the overtime period in the win over LSU (Nov. 24) ... Scored season-high 17 points vs. Winthrop (Nov. 27).

BEFORE STATE: One of the nation's most recruited wings in the 2016 class before reclassifying and becoming eligible in 2015 ... Ranked 30th in the 2015 class by ESPN.com and No. 39 in the 247Sports.com composite ranking ... Totaled 2,382 points during his three high school seasons ... Named Pennsylvania 1A Player of the Year as a sophomore in 2014 ... Voted Florida's 5A Player of the Year as a junior ... Averaged 28.5 points, 7.0 rebounds and 4.0 assists per game for Cardinal Gibbons, leading the team to a 32-1 record and state title ... Averaged 31.6 points per game during the Florida high school state tournament ... Scored 24.3 points per game as a high school junior in Pennsylvania and led his team to a state championship.

Opponent	FG	3FG	FT	O-D-Reb	PF	Pts	Ast	TO	Blk	Stl	Min
William & Mary (11/13)	6-15	1-8	3-3	1-2-3	4	16	0	2	0	1	34
South Alabama (11/15) *	5-10	2-6	3-4	0-1-1	4	15	0	0	0	1	26
IUPUI (11/18) *	5-12	4-9	1-3	2-5-7	2	15	1	2	0	0	33
vs. Arizona St. (11/23) *	5-11	2-6	2-5	0-5-5	1	14	0	1	0	0	35
vs. LSU (11/24) *	3-11	2-7	2-2	2-2-4	1	10	2	1	0	0	39
Winthrop (11/27) *	7-13	3-6	0-0	2-3-5	4	17	1	1	0	0	34
Michigan (12/1)											
Bucknell (12/5)											
at South Florida (12/13)											
High Point (12/16)											
at Missouri (12/19)											
UNCG (12/22)											
Northeastern (12/29)											
at Virginia Tech (1/2)											
Louisville (1/7)											
at Wake Forest (1/10)											
Florida State (1/13)											
at UNC (1/16)											
at Pittsburgh (1/19)											
Duke (1/23)											
Georgia Tech (1/27)											
Miami (1/30)											
at Florida St. (2/1)											
at Duke (2/6)											
Wake Forest (2/13)											
at Virginia (2/15)											
Clemson (2/20)											
UNC (2/24)											
at Syracuse (2/27)											
Boston Coll. (3/2)											
at Notre Dame (3/5)											

Career/Season Highs

Minutes

Career: 39, vs. LSU (11/24/15)
2015-16: Same

Points

Career: 17, vs. Winthrop (11/27/15)
2015-16: Same

Rebounds

Career: 7, vs. IUPUI (11/18/15)
2015-16: Same

Assists

Career: 2, vs. LSU (11/24/15)
2015-16: Same

Field Goals Made

Career: 7, vs. Winthrop (11/27/15)
2015-16: Same

Field Goal Attempts

Career: 15, vs. William & Mary (11/13/15)
2015-16: Same

3-point Field Goals Made

Career: 4, vs. IUPUI (11/18/15)
2015-16: Same

3-point Attempts

Career: 9, vs. IUPUI (11/18/15)
2015-16: Same

Free Throws Made

Career: 3 (2x), last vs. South Alabama (11/15/15)
2015-16: Same

Free Throw Attempts

Career: 5, vs. Arizona State (11/23/15)
2015-16: Same

Steals

Career: 1 (2x), last vs. South Alabama (11/15/15)
2015-16: Same

Blocks


Career: 0
2015-16: 0

NC State When Rowan...

	Season	Career
Double-Figure Scoring	4-2	4-2
Double-Figure Rebounds	0-0	0-0
Double-Double	0-0	0-0
Leads NCSU in Points	0-0	0-0
Leads NCSU in Rebs	0-0	0-0
20+ Point Games	0-0	0-0
30+ Point Games	0-0	0-0

ROWAN CAREER STATS

Year	GP-GS	Min	Avg	FG-FGA	Pct	3FG-FGA	Pct	FT-FTA	Pct	Off-Def	Tot-Avg	PF-FO	A	TO	Blk	Stl	Pts	Avg
2015-16	6-5	201	33.5	31-72	.431	14-42	.333	11-17	.647	7-18	25-4.2	16-0	4	7	0	2	87	14.5
Totals	6-5	201	33.5	31-72	.431	14-42	.333	11-17	.647	7-18	25-4.2	16-0	4	7	0	2	87	14.5



#25 Chase Cannon

G | 6-5 | 200 | Sr.

Morehead City, N.C. | The Miller School (Va.)

* Walk-on

* Best GPA on the team

* Graduated in May, now enrolled in MBA program

* ACC Academic Honor Roll

WOLFPACK CAREER: Has appeared in 23 career games, totaling 31 minutes ... ACC Academic Honor Roll.

BEFORE STATE: Played senior season for The Miller School (Va.) ... Posted 11.7 points, 4.2 rebounds and three made 3-pointers per game as a senior ... led his team to a 20-10 overall and a 3-3 conference mark in 2011-12 ... named first team all-conference as a senior and junior ... Class salutatorian ... Recipient of The Miller School Lou Farina Award ... Bob and Carol Mattocks scholar ... Park Scholarship Finalist ... AP Scholar with Distinction ... AP Scholar with Honors.

Opponent	FG	3FG	FT	O-D-Reb	PF	Pts	Ast	TO	Blk	Stl	Min
William & Mary (11/13)					--DNP--						
South Alabama (11/15)	0-1	0-1	0-0	0-0-0	0	0	0	0	0	0	1
IUPUI (11/18)											
vs. Arizona St. (11/23)					--DNP--						
vs. LSU (11/24)					--DNP--						
Winthrop (11/27)					--DNP--						
Michigan (12/1)											
Bucknell (12/5)											
at South Florida (12/13)											
High Point (12/16)											
at Missouri (12/19)											
UNCG (12/22)											
Northeastern (12/29)											
at Virginia Tech (1/2)											
Louisville (1/7)											
at Wake Forest (1/10)											
Florida State (1/13)											
at UNC (1/16)											
at Pittsburgh (1/19)											
Duke (1/23)											
Georgia Tech (1/27)											
Miami (1/30)											
at Florida St. (2/1)											
at Duke (2/6)											
Wake Forest (2/13)											
at Virginia (2/15)											
Clemson (2/20)											
UNC (2/24)											
at Syracuse (2/27)											
Boston Coll. (3/2)											
at Notre Dame (3/5)											

CANNON CAREER STATS

Year	GP-GS	Min	Avg	FG-FGA	Pct	3FG-FGA	Pct	FT-FTA	Pct	Off-Def	Tot-Avg	PF-FO	A	TO	Blk	Stl	Pts	Avg
2012-13	12-0	14	1.2	1-2	.500	1-1	1.000	0-0	.000	0-0	0-0	1-0	0	1	0	0	3	0.3
2013-14	5-0	6	1.2	0-3	.000	0-3	.000	0-0	.000	1-0	1-0.3	0-0	1	1	1	0	0	0.0
2014-15	5-0	10	2.0	2-5	.400	0-2	.000	0-2	.000	3-2	5-1.0	2-0	1	0	0	0	4	0.8
2015-16	2-0	2	1.0	0-4	.000	0-2	.000	0-0	.000	1-1	2-1.0	0-0	0	0	0	0	0	0.0
Total	24-0	32	1.3	3-14	.214	1-8	.125	0-2	.000	5-3	8-0.3	3-0	2	2	1	0	7	0.3

2015-16 NC State Season Overall Statistics

RECORD:	OVERALL	HOME	AWAY	NEUTRAL
ALL GAMES	4-2	3-1	0-0	1-1
CONFERENCE	0-0	0-0	0-0	0-0
NON-CONFERENCE	4-2	3-1	0-0	1-1

##	Player	gp-gs	min	avg	Total		3-Point		F-Throw		Rebounds										pts	avg
					fg-fga	fg%	3fg-fga	3fg%	ft-fa	ft%	off	def	tot	avg	pf	dq	a	to	blk	stl		
12	Barber, Anthony	6-6	235	39.2	30-87	.345	0-7	.000	66-75	.880	6	32	38	6.3	14	0	40	14	1	3	126	21.0
14	Martin, Caleb	6-6	220	36.7	33-79	.418	19-47	.404	9-12	.750	6	26	32	5.3	17	0	10	13	5	9	94	15.7
24	Rowan, Maverick	6-5	201	33.5	31-72	.431	14-42	.333	11-17	.647	7	18	25	4.2	16	0	4	7	0	2	87	14.5
00	Abu, Abdul-Malik	6-6	148	24.7	29-62	.468	0-0	.000	14-28	.500	14	25	39	6.5	15	0	12	9	3	2	72	12.0
15	Martin, Cody	6-0	133	22.2	17-33	.515	0-2	.000	9-13	.692	14	17	31	5.2	11	0	12	6	3	7	43	7.2
01	Freeman, Lennard	6-6	143	23.8	11-20	.550	0-0	.000	6-13	.462	15	27	42	7.0	15	0	6	7	1	0	28	4.7
21	Any, BeeJay	6-0	128	21.3	10-14	.714	0-0	.000	7-20	.350	7	20	27	4.5	20	2	3	6	16	5	27	4.5
13	Corchiani Jr., Chris	2-0	2	1.0	1-1	1.000	0-0	.000	0-0	.000	0	0	0	0.0	0	0	0	0	0	0	2	1.0
22	Kirk, Shaun	3-0	4	1.3	1-2	.500	0-1	.000	0-0	.000	0	0	0	0.0	2	0	0	0	0	0	2	0.7
03	Henderson, Terry	1-1	7	7.0	0-3	.000	0-1	.000	0-0	.000	1	0	1	1.0	1	0	0	1	0	0	0	0.0
04	Brickhouse, Chris	2-0	2	1.0	0-0	.000	0-0	.000	0-0	.000	0	0	0	0.0	0	0	0	0	0	0	0	0.0
25	Cannon, Chase	2-0	2	1.0	0-4	.000	0-2	.000	0-0	.000	1	1	2	1.0	0	0	0	0	0	0	0	0.0
Team											14	16	30				3					
Total.....		6	1225		163-377	.432	33-102	.324	122-178	.685	85	182	267	44.5	111	2	87	66	29	28	481	80.2
Opponents.....		6	1225		155-399	.388	56-157	.357	75-109	.688	79	164	243	40.5	152	8	72	74	15	40	441	73.5

TEAM STATISTICS	ST	OPP	Date	Opponent	Score	Att.
SCORING	481	441	11/13/15	WILLIAM & MARY	L 68-85	16377
Points per game	80.2	73.5	11/15/15	SOUTH ALABAMA	W 88-70	15076
Scoring margin	+6.7	-	11/18/15	IUPUI	W 79-56	14660
FIELD GOALS-ATT	163-377	155-399	11/23/15	vs Arizona State	L 76-79	5775
Field goal pct	.432	.388	11/24/15	vs LSU	Wot 83-72	4775
3 POINT FG-ATT	33-102	56-157	11/27/15	WINTHROP	W 87-79	15700
3-point FG pct	.324	.357	* - Conference game			
3-pt FG made per game	5.5	9.3				
FREE THROWS-ATT	122-178	75-109				
Free throw pct	.685	.688				
F-Throws made per game	20.3	12.5				
REBOUNDS	267	243				
Rebounds per game	44.5	40.5				
Rebounding margin	+4.0	-				
ASSISTS	87	72				
Assists per game	14.5	12.0				
TURNOVERS	66	74				
Turnovers per game	11.0	12.3				
Turnover margin	+1.3	-				
Assist/turnover ratio	1.3	1.0				
STEALS	28	40				
Steals per game	4.7	6.7				
BLOCKS	29	15				
Blocks per game	4.8	2.5				
ATTENDANCE	61813	10550				
Home games-Avg/Game	4-15453	0-0				
Neutral site-Avg/Game	-	2-5275				

Score by Periods	1st	2nd	OT	Totals
NC State	224	239	18	481
Opponents	222	212	7	441