

NYU MEN'S BASKETBALL RECORDS (THROUGH MARCH 31, 2025)

NYU BASKETBALL

SINGLE-GAME TEAM RECORDS

most points scored in victory

- 138 vs. Hunter (138-92), 12/10/2022

most points scored in defeat

- 101 vs. Union (105-101, 2OT), 1/8/1994
- 101 vs. Staten Island (102-101, 2OT), 12/19/1987
- 101 vs. Seattle (102-101), 12/23/1952

most points allowed in victory

- 110 vs. Brandeis (112-110, OT), 1/22/1993

most points allowed in defeat

- 116 vs. Kean (116-78), 3/9/1989

fewest points scored in victory

- 11 vs. Wesleyan (11-10), 1/7/1909

fewest points scored in defeat

- 4 vs. Georgetown (23-4), 1/13/1913

fewest points allowed in victory

- 5 vs. Delaware (50-5), 2/12/1909

fewest points allowed in defeat

- 14 vs. Yale (14-12), 12/17/1910

most points, combined

- 230 vs. Hunter (138-192 W), 12/10/2022

fewest points, combined

- 21 vs. Wesleyan (11-10 W), 1/7/1909

largest margin of victory

- 76 vs. Bard (St. Stephen's) (82-6), 12/18/1908

largest margin of defeat

- 61 vs. Navy (74-13), 1/11/1913

most points scored, first half

- 65 vs. Pratt, 1/27/1995

most points scored, second half

- 74 vs. Hunter, 12/10/2022

most points allowed, first half

- 61 vs. Washington University in St. Louis, 1/14/18

most points allowed, second half

- 67 vs. Kean, 3/9/1989

most field goals

- 51 vs. Wagner, 1/8/1969

most free throws

- 42 vs. Furman, 2/9/1956

most three-point field goals

- 25 vs. York (NY), 11/23/2024

most three-point field goal attempts

- 50 vs. York (NY), 12/7/2022



2023-24 MEN'S BASKETBALL TEAM



SPENCER
FREEDMAN



JARED
KILDARE

SINGLE-GAME TEAM RECORDS (CONTINUED)

most rebounds

73 vs. Santa Clara, 1/29/1964

most assists

34 vs. Brooklyn, 12/9/2023

most blocked shots

12 vs. Emmanuel, 1/3/2016

12 vs. Case Western Reserve, 1/23/2005

12 vs. Brandeis, 2/9/1990

most steals

26 vs. CCNY, 1/9/1991

SINGLE-SEASON TEAM RECORDS

most victories

1.	29	(2024-25, 29-2)
2.	25	(1993-94, 25-5)
3.	23	(1992-93, 23-3)

fewest victories

1.	1	(1917-18, 1-10) (1912-13, 1-11) (1911-12, 1-12)
----	---	---

most defeats

1.	20	(1970-71, 5-20)
----	----	-----------------

fewest defeats

1.	0	(1933-34, 16-0) (1908-09, 12-0)
----	---	------------------------------------

best conference UAA record

1.	13-1	(2024-25)
2.	12-2	(1993-94) (1992-93)

longest winning streak

1.	19	(1947-48)
----	----	-----------

Ended by Notre Dame, 64-59, after winning first 19 games.

longest losing streak

1.	11	(1912-13)
----	----	-----------

After defeating Pratt in opening game, lost remaining 11.

most points

1.	2,508	(2024-25)
2.	2,402	(1993-94)
3.	2,299	(1965-66)

fewest points

1.	190	(1912-13)
----	-----	-----------

highest scoring average

1.	82.8	(2022-23)
2.	82.1	(1995-96) (1965-66)

lowest scoring average

1.	15.8	(1912-13)
----	------	-----------

most field goals

1.	910	(2024-25)
2.	905	(1986-87)
3.	889	(1993-94)

highest field goal percentage

1.	50.1	(2011-12)
2.	49.7	(2006-07)
3.	49.6	(1985-86)
4.	49.1	(2024-25)
5.	48.8	(2010-11)

most free throws

1.	542	(1959-60)
2.	473	(1993-94)
3.	461	(1995-96)

highest free throw percentage

1.	77.4	(2022-23)
2.	74.3	(2000-01)
3.	74.8	(2023-24)
4.	74.0	(1962-63)
5.	72.6	(2024-25)

most three-point field goals

1.	316	(2022-23)
2.	288	(2024-25)
3.	270	(2023-24)
4.	246	(1998-99)
5.	221	(2009-10)

most three-point field goal attempts

1.	795	(2022-23)
2.	757	(2024-25)
3.	692	(2023-24)
4.	614	(2021-22)
5.	594	(2009-10)

highest three-point field goal percentage

1.	42.3	(1998-99)
2.	40.8	(2011-12)
3.	39.6	(2006-07)
4.	39.7	(2022-23)
5.	39.5	(1991-92)

most rebounds

1.	1,330	(1963-64)
2.	1,323	(1993-94)
3.	1,301	(1959-60)

highest rebound average

1.	50.5	(1957-58)
2.	44.6	(2015-16)
3.	44.1	(1993-94)

most assists

1.	526	(2024-25)
2.	525	(2010-11)
3.	515	(2011-12)
4.	487	(2003-04)
5.	486	(1985-86)


SINGLE-SEASON TEAM RECORDS (CONTINUED)

most blocked shots

1. 149 (2006-07)
2. 142 (1993-94)
3. 138 (1987-88)

most steals

1. 335 (1993-94)
2. 294 (1994-95)
3. 282 (1992-93)



1951-52 MEN'S BASKETBALL TEAM

GENERAL TEAM RECORDS

longest winning streak, overall

1. 26 (1933-35)
Won all 16 games in 1933-34, first 10 in 1934-35; streak ended by Yale, 33-29, in overtime.

longest losing streak, overall

1. 11 (1912-13)
(1917-19)
Lost last 10 games in 1917-18 and first game in 1918-19; streak ended with win over Wesleyan, 43-27.

SINGLE-GAME INDIVIDUAL RECORDS

points

1. 50 James Signorile, vs. Lehman (12/1/1969)
2. 48 Mal Graham, vs. Wagner (1/3/1967)
3. 47 Mal Graham, vs. Fairleigh Dickinson (1/29/1966)
4. 46 Mal Graham, vs. Holy Cross (2/11/1967)
5. 45 Mal Graham, vs. Manhattan (2/15/1967)
6. 43 Mal Graham, vs. Fairleigh Dickinson (1/28/1967)
- 43 Mal Graham, vs. Wagner (12/18/1965)
8. 42 Barry Kramer, vs. Illinois (12/28/1962)
- 42 Barry Kramer, vs. Georgetown (12/7/1962)
10. 40 Tom Sanders, vs. Denver (12/19/1959)

field goals

1. 21 James Signorile, vs. Lehman (12/1/1969)
2. 20 Mal Graham, vs. Holy Cross (2/11/1967)
3. 18 Mal Graham, vs. Fairleigh Dickinson (1/29/1966)
- 18 Cal Ramsey, vs. Hunter (2/7/1959)
5. 17 Mal Graham, vs. Niagara (1/7/1967)

free throws

1. 18 Barry Kramer, vs. Georgetown (12/7/1962)
2. 17 James Signorile, vs. Colgate (3/7/1970)
- 17 Mal Graham, vs. St. Francis (1/11/1967)
- 17 Mal Graham, vs. Seton Hall (12/1/1965)
- 17 Barry Kramer, vs. West Virginia (3/16/1963)

consecutive free throws

1. 16 Terry Tarpey, vs. Yeshiva (12/18/1985)
- 16 Dolph Porrata, vs. Princeton (12/18/1968)
- 16 Mal Graham, vs. St. Francis (1/11/1967)
4. 14 Cameron Moore vs. Albertus Magnus (12/6/2018)
- 14 Barry Kramer, vs. Furman (2/7/1963)
- 14 John Bucek, vs. Boston College (2/16/1957)

three-point field goals

1. 8 Cinque Stephens, vs. York (2/7/2023)
- 8 Jimmy Janeczek, vs. Emory (1/21/2005)
- 8 Jay Conway, vs. Vassar (12/7/1987)
3. 7 Michael Savarino, vs. Brandeis (2/2/2024)
- 7 Joe Timmes, vs. Marywood (11/18/2016)
- 7 Hakeem Harris, vs. Carnegie Mellon (2/15/2015)
- 7 Kyle Stockmal, vs. Chicago (1/20/2012)
- 7 Jimmy Janeczek, vs. Haverford (12/11/2004)

three-point field goal attempts

1. 15 Kyle Stockmal, vs. Widener (12/29/2012)
2. 14 Joe Timmes, vs. Brandeis (2/25/2017)
- 14 Hakeem Harris, vs. Staten Island (3/8/2015)
- 14 Brian Beggans, vs. Brandeis (1/29/2000)
- 14 Brian Beggans, vs. Carnegie Mellon (1/16/2000)
5. 13 Spencer Freedman vs. Rochester (NY) (2/2/2024)
- 13 Ross Udine vs. Stevens Tech (2/2/2016)
- 13 Ross Udine, vs. Arcadia (11/22/2015)
- 13 Jimmy Janeczek, vs. Case West Reserve (1/23/2005)
- 13 Jimmy Janeczek, vs. Emory (1/21/2005)

rebounds

1. 34 Cal Ramsey, vs. Boston College (2/16/1957)
2. 30 Cal Ramsey, vs. Brandeis (1/5/1957)
3. 28 Cal Ramsey, vs. CCNY (3/5/1957)
4. 27 Tom Sanders, vs. CCNY (2/29/1960)
5. 26 Boris Nachamkin, vs. Pittsburgh (2/6/1954)

assists

1. 14 Jared Kildare, vs. Brandeis (1/14/2006)
2. 13 Spencer Freedman, vs. Old Westbury (11/28/2022)
- 13 Ross Udine, vs. New Rochelle (12/7/2017)
- 13 Ross Udine, vs. Brandeis (2/28/2015)
- 13 Michael Irwin, vs. Brooklyn (12/7/2002)
4. *Four tied with 12*


SINGLE-GAME INDIVIDUAL RECORDS (CONTINUED)

blocked shots

1.	8	Rich Cowes, vs. USMMA (2/15/1989)
2.	7	Ted Georgiadis, vs. John Jay (11/22/2016)
	7	Andy Stein vs. Carnegie Mellon (1/27/2012)
	7	Jon Gabriel, vs. SUNY Geneseo (3/5/1994)
	7	Chris Kight, vs. SUNY Stony Brook (1/2/1988)
	7	Chris Kight, vs. Vassar (12/7/1987)
	7	John Moran, vs. SUNY Purchase (12/9/1983)

steals

1.	9	Jim Folz, vs. Widener (1/15/1987)
2.	8	Marc Jacobs, vs. Western Connecticut (2/10/1988)
	8	Jim Folz, vs. Hunter (1/3/1987)



SATCH SANDERS



BARRY KRAMER

INDIVIDUAL SEASON RECORDS

points

1.	Mal Graham, 1966-67	688
2.	Mal Graham, 1965-66	680
3.	Barry Kramer, 1962-63	675
4.	Harold Hairston, 1963-64	607
5.	Terry Tarpey, 1986-87	600
6.	Stan McKenzie, 1965-66	593
7.	Terry Tarpey, 1985-86	584
8.	Tom Sanders, 1959-60	577
9.	Duane Martin, 1988-89	576
10.	Barry Kramer, 1963-64	568

field goals

1.	Mal Graham, 1965-66	265
2.	Mal Graham, 1966-67	250
3.	Terry Tarpey, 1985-86	241
4.	Terry Tarpey, 1986-87	235
5.	Harold Hairston, 1963-64	230
6.	Greg Belinfanti, 1995-96	224
7.	Duane Martin, 1988-89	223
8.	Barry Kramer, 1962-63	220
9.	Evan Kupferberg 2015-16	213
10.	Tom Sanders, 1959-60	211

three-point field goals

1.	Michael DeCorso, 2006-07	81
2.	Spencer Freedman, 2023-24	77
	Michael Savarino, 2023-24	77
4.	Jimmy Janeczek, 2004-05	75
5.	Kyle Stockmal, 2011-12	73
	Joe Timmes, 2016-17	73

consecutive three-point field goals

1.	Kyle Stockmal, vs. (7) Chicago (1/20/2012); (4) Washington (1/22/2012)	11
	Jay Conway, vs. (3) Carnegie Mellon (12/5/1987); (8) Vassar (12/7/1987)	11
3.	Matt Basford, vs. (2) Case Western Reserve (2/18/2005); (6) Emory (2/20/2005)	8
4.	Nikola Lipovic vs. (3) Rochester (2/19/2023) vs. (4) Brandies (2/24/2023)	7
	Ryan Tana, vs. (2) Emory (2/21/2014); vs. (5) Rochester (2/23/2014)	7
	Adam Crawford, vs. Staten Island (12/8/1993)	7

three-point field goal attempts

1.	Brian Beggans, 2000-01	192
2.	Michael DeCorso, 2006-07	187
	Jimmy Janeczek, 2003-04	187

free throws

1.	Barry Kramer, 1962-63	235
2.	Mal Graham, 1966-67	188
3.	Stan McKenzie, 1965-66	175
4.	Tom Sanders, 1959-60	155
5.	Mal Graham, 1965-66	150
	Barry Kramer, 1963-64	150

consecutive free throws

1.	Barry Kramer, 1962-63	24
2.	Marc Jacobs, 1987-88	23
	Mal Graham, 1966-67	23
3.	Terry Tarpey, 1985-86	22
	Mark Reiner, 1961-62	22

rebounds

1.	Tom Sanders, 1959-60	411
2.	Cal Ramsey, 1958-59	376
3.	Cal Ramsey, 1956-57	372
4.	Cal Ramsey, 1957-58	353
5.	Harold Hairston, 1963-64	342
6.	Stan McKenzie, 1965-66	337
7.	Greg Belinfanti, 1995-96	334
8.	Bobby Hawkinson, 2021-22	331
9.	Tristan How, 2024-25	306
10.	James Signorile, 1969-70	302

assists

1.	Jared Kildare, 2005-06	185
2.	Tom Bowman, 1993-94	168
3.	Ross Udine, 2015-16	163
4.	Spencer Freedman, 2023-24	157
5.	Ross Udine, 2014-15	154

INDIVIDUAL SEASON RECORDS (CONTINUED)

blocked shots

1.	Jon Gabriel, 1993-94	83
2.	Jason Boone, 2006-07	66
3.	Rich Cowes, 1988-89	58
	Chris Kight, 1987-88	58
	Chris Kight, 1985-86	58

steals

1.	Jim Folz, 1986-87	90
2.	Adam Crawford, 1993-94	72
3.	Earl Thorpe, 1994-95	64

scoring average

1.	Barry Kramer, 1962-63	29.3
2.	Mal Graham, 1966-67	28.7
3.	Mal Graham, 1965-66	24.3
4.	Harold Hairston, 1962-63	23.3
5.	Harold Hairston, 1963-64	22.5
6.	Terry Tarpey, 1986-87	22.2
7.	James Signorile, 1969-70	22.0
	Cal Ramsey, 1958-59	22.0
9.	Boris Nachamkin, 1952-53	21.9
10.	Terry Tarpey, 1985-86	21.6

field goal percentage (150 attempts minimum)

1.	Jason Boone, 2005-06 (128-186)	68.8
2.	Bobby Hawkinson, 2021-22 (198-303)	65.3
3.	Quinn Clark, 2022-23 (119-189)	63.0
	Jason Boone, 2006-07 (138-219)	63.0
5.	Andy Stein, 2010-11 (184-293)	62.8
6.	Jason Boone, 2003-04 (110-179)	61.5
7.	Evan Kupferberg, 2015-16 (213-347)	61.4
8.	Jason Boone, 2004-05 (120-196)	61.2
9.	Devin Karch, 2012-13 (128-214)	59.8

three-point field goal percentage (25 made minimum)

1.	Ethan Feldman, 2017-18 (50-92)	54.3
2.	Chris Wiebke, 1997-98 (43-84)	51.2
3.	Ryan Tana, 2011-12 (33-67)	49.3
4.	Chuma Oyigbo, 2024-25 (31-63)	49.2
5.	Roosevelt Smith, 1989-90 (26-53)	49.1

free throw percentage (100 attempts minimum)

1.	Mark Reiner, 1961-62 (89-105)	84.7
2.	Terry Tarpey, 1986-87 (99-117)	84.6
3.	Terry Tarpey, 1985-86 (102-120)	83.6
4.	Barry Kramer, 1962-63 (235-283)	83.0
5.	Roosevelt Smith, 1991-92 (97-117)	82.9

rebound average

1.	Cal Ramsey, 1956-57	19.6
2.	Cal Ramsey, 1957-58	17.7
3.	Cal Ramsey, 1958-59	16.4
4.	Boris Nachamkin, 1953-54	15.8
5.	Tom Sanders, 1959-60	15.2



2008-09 MEN'S BASKETBALL TEAM

INDIVIDUAL CAREER RECORDS

points

1.	Terry Tarpey, 1983-87	1,778
2.	Mal Graham, 1964-67	1,716
3.	Barry Kramer, 1961-64	1,667
4.	Evan Kupferberg, 2012-16	1,551
5.	Adam Crawford, 1990-94	1,503
6.	Carl Yaffe, 2008-13	1,365
7.	Zay Freeney, 2021-25	1,364
8.	Harold Hairston, 1961-64	1,346
9.	Jason Boone, 2003-07	1,319
	Danny Stevens, 1992-96	1,319

field goals

1.	Terry Tarpey, 1983-87	726
2.	Mal Graham, 1964-67	647
3.	Evan Kupferberg, 2012-16	621
4.	Barry Kramer, 1961-64	581
5.	Harold Hairston, 1961-64	535
6.	Adam Crawford, 1990-94	528
7.	Jeff Gilkerson, 2001-05	520
8.	Zay Freeney, 2021-25	498
	Carl Yaffe, 2009-13	498
	Andy Stein, 2008-12	498
10.	James Signorile, 1967-70	497

three-point field goals made

1.	Brian Beggans, 1998-02	244
2.	Michael DeCorso, 2006-07	210
3.	Kyle Stockmal, 2009-13	201
4.	Zay Freeney, 2021-25	196
5.	Jimmy Janeczek, 2002-05	195



**EVAN
KUPFERBERG**

INDIVIDUAL CAREER RECORDS (CONTINUED)

three-point field goal attempts

1.	Brian Beggans, 1998-02	698
2.	Zay Freney, 2021-25	536
3.	Jimmy Janeczek, 2002-05	510
4.	Michael DeCorso, 2003-07	509
5.	Ross Udine, 2014-18	488

free throws

1.	Barry Kramer, 1961-64	505
2.	Mal Graham, 1964-67	422
3.	Danny Stevens, 1992-96	368
4.	Stan McKenzie, 1963-66	351
5.	Jason Boone, 2003-07	326

rebounds

1.	Cal Ramsey, 1956-59	1,101
2.	Tom Sanders, 1957-60	923
3.	Evan Kupferberg 2012-16	886
4.	Boris Nachamkin, 1951-54	844
5.	Jason Boone, 2003-07	841

steals

1.	Adam Crawford, 1990-94	243
2.	Earl Thorpe, 1993-97	176
3.	Terry Tarpey, 1983-87	167

blocked shots

1.	Jason Boone, 2003-07	206
2.	Rich Cowes, 1985-89	151
3.	Jon Gabriel, 1990-94	149

assists

1.	Ross Udine, 2014-18	571
2.	Roosevelt Smith, 1988-92	437
3.	Jared Kildare, 2002-06	414
4.	Tom Bowman, 1990-94	413
5.	Jim Folz, 1984-88	393

scoring average (minimum 50 games)

1.	Barry Kramer, 1961-64	22.5
2.	Mal Graham, 1964-67	22.0
3.	Harold Hairston, 1961-64	21.0
4.	Cal Ramsey, 1956-59	20.2
5.	James Signorile, 1967-70	18.0
6.	Spencer Freedman, 2022-24	17.7
7.	Boris Nachamkin, 1951-54	17.1
8.	Terry Tarpey, 1983-87	16.9
9.	Tom Sanders, 1957-60	16.8
10.	Stan McKenzie, 1963-66	15.6

field goal percentage (300 made minimum)

1.	Jason Boone, 2003-07 (496-780)	63.6
2.	Bobby Hawkinson, 2017-22 (380-641)	59.3
3.	Evan Kupferberg, 2012-16 (629-1,094)	57.5
4.	Greg Belinfanti, 1992-96 (426-748)	57.0
5.	Andy Stein, 2008-12 (498-875)	56.9
6.	Dom Cristiano, 2017-20 (301-545)	55.2
7.	Jim Folz, 1984-88 (328-594)	55.2
8.	Daniel Falcon, 2003-07 (371-674)	55.0
9.	Rich Cowes, 1985-89 (423-773)	54.7
10.	Costis Gontikas 2012-16 (471-864)	54.5

three-point field goal percentage (200 attempts minimum)

1.	Spencer Freedman, 2023-24 (147-324)	45.4
2.	Ryan Tana, 2010-14 (115-265)	43.4
3.	Kyle Stockmal, 2009-13 (201-476)	42.2
4.	Gunner Winston, 1995-99 (176-425)	41.4
5.	Michael DeCorso, 2003-07 (210-509)	41.3

free throw percentage (250 attempts minimum)

1.	Terry Tarpey, 1983-87 (301-363)	82.9
2.	Barry Kramer, 1961-64 (505-642)	78.7
3.	Kyle Stockmal, 2009-13 (217-280)	77.5
4.	Art Tierney, 1954-57 (211-274)	77.0
5.	Adam Crawford, 1990-94 (266-347)	76.7

rebound average

1.	Cal Ramsey, 1956-59	17.5
2.	Boris Nachamkin, 1951-54	13.4
3.	Tom Sanders, 1957-60	13.0
4.	Harold Hairston, 1961-64	12.3
5.	James Signorile, 1967-70	10.7




1945-46 MEN'S BASKETBALL TEAM



**GREG
BELINFANTI**




**RAY
LUMPP**



**CAL
RAMSEY**

COACHING/COLES RECORDS & THE GREAT TEAMS

NYU ALL-TIME COACHING RECORDS



Howard Cann

Seasons	Coach	Years	Games	Won	Lost	Pct.
1906-08	None	2	19	12	7	.632
1908-10	Benjamin Hermes	2	28	24	4	.857
1910-11	Samuel Meltzer	1	13	8	5	.615
1911-12	W.W. Broadhead	1	13	1	12	.077
1912-13	James G. Dale	1	12	1	11	.083
1913-14	Harold Parkinson	1	14	6	8	.429
1914-16	William Lush	2	26	17	9	.654
1916-18	Harry Haring	2	23	10	13	.435
1918-19	Floyd Egan	1	11	5	6	.455
1919-23	Ed Thorp	4	49	37	12	.755
1923-58	Howard Cann	35	641	409	232	.638
1958-71	Lou Rossini	13	322	186	136	.578
1983-89	Mike Muzio	5+	149	95	54	.638
1989-2018	Joe Nesci *	30+	782	512	270	.655
2018-22	Dagan Nelson	4	75	30	45	.400
2022-25	Dave Klatsky	3	84	68	16	.809
TOTALS		108	2,261	1,421	840	.628

* Became head coach during the 1988-89 season



Lou Rossini

JEROME S. COLES SPORTS CENTER RECORDS

TEAM

Points

116, vs. Pratt, Jan. 27, 1995

Points (Combined)

196, NYU (100) vs. Mt. St. Vincent (96), Dec. 13, 1990

Field Goals

46, vs. New England, Nov 22, 2003; vs. Polytechnic, Jan. 28, 1997

Field Goals (Combined)

82, NYU (42) vs. Mt. St. Vincent (40), Dec. 13, 1990

Field Goals Attempted

83, vs. New England, Nov. 22, 2003; vs. Case Western Reserve, Nov. 26, 1995

Field Goals Attempted (Combined)

164, NYU (81) vs. Case Western Reserve (83), Nov. 26, 1995

Free Throws Made

40, vs. Brandeis, Dec. 28, 1985

Free Throws Made (Combined)

66, NYU (40) vs. Brandeis (26), Dec. 28, 1985

Free Throws Attempted

54, NYU vs. Brandeis, Dec. 28, 1985

Free Throws Attempted (Combined)

90, NYU (54) vs. Brandeis (36), Dec. 28, 1985

Three-Point Field Goals Made

15, Emory vs. NYU, Feb. 2, 2013, vs. Brandeis, Feb. 15, 1998

Three-Point Field Goals Made (Combined)

24, NYU (14) vs. Washington (10), Jan. 21, 2011

Three-Point Field Goals Attempted

40, Catholic vs. NYU, Nov. 24, 1991

Three-Point Field Goals Attempted (Combined)

57, NYU (29) vs. Swarthmore (28), Jan. 3, 2011; Rochester (33) vs. NYU (24), Feb. 17, 2008

Rebounds

69, vs. Manhattanville, March 7, 1987

Rebounds (Combined)

109, NYU (62) vs. Staten Island (47), Dec. 8, 1993; NYU (64) vs. Vassar (45), Dec. 5, 1988

Personal Fouls (Team)

35, Chicago vs. NYU, Feb. 28, 1988

Personal Fouls (Combined)

64, Washington & Lee (33) vs. SUNY New Paltz (31), Nov. 21, 2004

Points in a Half

65, vs. Pratt, Jan. 27, 1995

INDIVIDUAL

Points

43, Bruce Elliot (York) vs. NYU, Jan. 17, 1987

Points in a Half

34, Bruce Elliot (York) vs. NYU, Jan. 17, 1987

Field Goals

16, Rob Remhild (NYU) vs. Emory, Jan. 26, 1990; Tim Garrett (Emory) vs. NYU, Jan. 26, 1990

Field Goals Attempted

32, Nathaniel Young (City Tech) vs. NYU, Dec. 11, 2010

Free Throws Made

14, Rob Remhild (NYU) vs. Brandeis, Feb. 7, 1990

Free Throws Attempted

19, Rob Remhild (NYU) vs. Brandeis, Feb. 7, 1990

Three-Point Field Goals Made

9, Chadd Barnes (Rutgers-Newark) vs. NYU, March 2, 2007

Three-Point Field Goals Attempted

17, Chadd Barnes (Rutgers-Newark) vs. NYU, March 2, 2007

Rebounds

24, Greg Belinfanti (NYU) vs. Washington, Feb. 19, 1995

THE GREAT TEAMS

Season	Record	Captain(s)/Coach	Post-Season Result
1908-09	12-0	James G. Dale/Benjamin Hermes	
1916-17	9-3	Howard Cann/Harry Haring	
1919-20	13-1	James Storey/Ed Thorp	AAU National Champions
1929-30	13-3	George Newblatt/Howard Cann	
1932-33	11-4	Sam Potter/Howard Cann	
1933-34	16-0	James Lancaster/Howard Cann	
1934-35	18-1	Sid Gross/Howard Cann	Helms Foundation National Champions
1935-36	14-4	Willie Rubinstein/Howard Cann	
1939-40	18-1	Robert Lewis/Howard Cann	
1942-43	16-6	None/Howard Cann	4th, NCAA East Regional
1944-45	14-7	Al Grenert/Howard Cann	NCAA Runner-up
1945-46	19-3	Frank Mangiapane/Howard Cann	4th, NCAA East Regional
1947-48	22-4	Ray Lumppp/Howard Cann	NIT Finalists
1959-60	22-5	Tom Sanders/Lou Rossini	NCAA Final Four
1961-62	20-5	Al Filardi/Lou Rossini	3rd, NCAA East Regional
1962-63	18-5	Bob Williams/Lou Rossini	
1985-86	21-6	Terry Tarpey/Mike Muzio	4th, NCAA East Regional
1991-92	22-5	Rob Capers, Roosevelt Smith, Larry Costa/Joe Nesci	First Round, NCAA East Regional
1992-93	23-3	Adam Crawford/Joe Nesci	NCAA Sweet 16
1993-94	25-5	Adam Crawford/Joe Nesci	NCAA Runner-up
1994-95	22-5	Chris Murray/Joe Nesci	Second Round, NCAA East Regional
2006-07	22-6	Jason Boone/Joe Nesci	ECAC Metro Champions
2011-12	21-6	Jude Dworaczky, Andy Stein, Kyle Stockmal/Joe Nesci	NCAA Second Round
2015-16	21-6	Evan Kupferberg, Max Ralby/Joe Nesci	NCAA Second Round
2023-24	21-6	Michael Savarino, Hayden Peek, Spencer Freedman/Dave Klatsky	UAA Champions, NCAA Second Round
2024-25	29-2	Tristan How, Zay Freeny/Dave Klatsky	UAA Champions, NCAA Runner-Up

UAA AWARDS

PLAYER OF THE YEAR

Adam Crawford	1993-94	Jason Boone	2004-05
Jesse Determann	1997-98	Michael DeCorso	2005-06, 2006-07
Jason Boone	2005-06	Jared Kildaire	2005-06
Evan Kupferberg	2015-16	Daniel Falcon	2006-07
Spencer Freedman	2023-24	Kyle Stockmal	2011-12
Tristan How	2024-25	Carl Yaffe	2011-12
		Ryan Tana	2013-14

ROOKIE OF THE YEAR

James Janeczek	2002-03	Ross Udine	2017-18
Jason Boone	2003-04	Ethan Feldman	2017-18, 2019-20
Ross Udine	2014-15	Dom Cristiano	2018-19
Jimmy Martinelli	2016-17	Zay Freeny	2023-24, 2024-25

DEFENSIVE PLAYER OF THE YEAR

Max Ralby	2015-16	Michael Savarino	2023-24
		Hampton Sanders	2024-25
		Zay Freeny	2024-25

FIRST TEAM ALL-ASSOCIATION

Duane Martin	1988-89	Brock Susko	2024-25
Rob Remhild	1989-90		
Rob Capers	1991-92		
Adam Crawford	1992-93, 1993-94		
Jon Gabriel	1993-94		
Greg Belinfanti	1994-95, 1995-96		
Frank Harris	1996-97		
Jesse Determann	1997-98		
Mark Mamakos	1998-99		
Justin Hoffman	2000-01, 2001-02		
Jason Boone	2005-06, 2006-07		
John Mish	2008-09		
Keith Jensen	2009-10		
Andy Stein	2010-11, 2011-12		
Carl Yaffe	2012-13		
Hakeem Harris	2014-15		
Evan Kupferberg	2013-14, 2014-15, 2015-16		
Costis Gontikas	2015-16		
Bobby Hawkinson	2021-22		
Spencer Freedman	2022-23, 2023-24		
Tristan How	2024-25		

SECOND TEAM ALL-ASSOCIATION

Jay Conway	1987-88, 1989-90		
Rich Cowes	1987-88		
Duane Martin	1987-88		
Matt Hoehl	1989-90		
Roosevelt Smith	1990-91, 1991-92		
Adam Crawford	1991-92		
Sean Dillon	1992-93		
Thomas Bowman	1993-94		
Danny Stevens	1994-95		
Earl Thorpe	1995-96, 1996-97		
Gunner Winston	1997-98, 1998-99		
Chris Wiebke	1998-99		
Brian Beggans	1999-00, 2000-01, 2001-02		
Justin Hoffman	1999-00		
Jeff Gilkerson	2002-03, 2003-04, 2004-05		

HONORABLE MENTION ALL-ASSOCIATION

Danny Stevens	1993-94, 1995-96
Chris Murray	1994-95
Doug Trani	1998-99
Chris Wiebke	1999-00
James Coe	2000-01
Jason Bayuk	2001-02
Michael Irwin	2002-03
James Janeczek	2003-04
Jason Boone	2003-04
Michael DeCorso	2003-04
Daniel Falcon	2004-05
Keith Jensen	2007-08
John Mish	2007-08
Charlie Parker	2007-08
DJ Glavan	2008-09, 2010-11
Andy Stein	2009-10
Richie Polan	2010-11
Ryan Tana	2011-12
Devin Karch	2012-13
Kyle Stockmal	2012-13
Costis Gontikas	2013-14, 2014-15
Ross Udine	2014-15, 2015-16
Patrick Burns	2015-16
Dom Cristiano	2017-18
Jack Stone	2024-25

COACHING STAFF OF THE YEAR

Joe Nesci (Edgar De La Rosa, Shay Berry, Cal Ramsey)	1992-93
Joe Nesci (Edgar De La Rosa, Shay Berry, Cal Ramsey)	1993-94
Joe Nesci (John Pelin, Staunton Peck, Kevin Wenk, Cal Ramsey)	2011-12
Dave Klatsky (Chris Thompson, Maurice Kearney, Ethan Feldman)	2022-23
Dave Klatsky (Chris Thompson, Maurice Kearney, Ethan Feldman)	2024-25

ALL-TIME OPPONENTS

Opponent	W	L	First Game	Last Game	Iowa		1959-60	1959-60
Arcadia	2	0	1962-63	2015-16	Ithaca	1	0	1992-93
Adelphi	2	0	1955-56	1969-70	John Jay	14	1	1986-87
Albertus Magnus	1	0	2018-19	2018-19	Johns Hopkins	12	6	1927-28
Albright	1	0	1997-98	1997-98	Johnson State	1	0	1984-85
Alfred	4	2	1983-84	2018-19	Kean	3	1	1988-89
Allegheny	2	1	1984-85	1989-90	Keene State	0	1	1998-99
Alvernia	1	0	2012-13	2012-13	Kentucky	2	0	1934-35
American	2	0	1953-54	1954-55	Kenyon	3	0	1984-85
Amherst	3	1	1915-16	2011-12	Keuka	1	0	2000-01
Arizona	1	0	1951-52	2011-12	The Kings (NY)	5	2	1983-84
Arkansas	3	0	1945-46	1947-48	Lafayette	15	5	1916-17
Army	14	25	1907-08	1970-71	Lancaster Bible College	0	1	2022-23
Babson	3	1	1983-84	2024-25	Lane	1	0	1989-90
Baltimore	1	1	1927-28	1938-39	LaSalle	0	1	1952-53
Bard %	2	0	1908-09	1924-25	Lebanon Valley	1	1	1993-94
Baruch	9	3	1989-90	2018-19	Lehigh	6	5	1906-07
Bates	5	0	1989-90	2003-04	Lehman *	6	2	1968-69
Baylor	2	2	1945-46	1960-61	Long Island	4	1	1937-38
Becker	1	0	2014-15	2014-15	Manhattan	29	20	1908-09
Boston College	5	2	1945-46	1965-66	Manhattanville	10	0	1983-84
Boston University	11	0	1932-33	1970-71	Marquette	1	2	1958-59
Bowling Green	1	0	1944-45	1944-45	Marshall	0	1	1969-70
Bradley	1	3	1938-39	1964-65	Maryland	2	0	1910-11
Brandeis	45	32	1956-57	2024-25	Mary Washington	1	0	1987-88
Bridgewater State	1	0	2014-15	2014-15	Marywood	3	0	2016-17
Brigham Young	0	1	1965-66	1965-66	Massachusetts	1	0	1961-62
Brooklyn College	22	0	1933-34	2023-24	Massachusetts College of Liberal Arts	6	0	1998-99
Brown	3	0	1919-20	1923-24	Medaille	1	0	2007-08
Bucknell	3	0	1954-55	1970-71	Medgar Evers	4	1	1995-96
Buffalo State	1	1	1984-85	2007-08	M.I.T.	4	0	1908-09
California Intitute of Technology	1	0	2023-24	2023-24	Memphis &	1	0	1963-64
Canisius	1	1	1945-46	1946-47	Miami (FL)	1	1	1954-55
Carnegie Mellon !	50	26	1929-30	2024-25	Miami (OH)	1	1	1953-54
Case Western Reserve	40	23	1984-85	2024-25	Michigan	0	1	1963-64
Cathedral	1	0	1936-37	1936-37	Minnesota	1	2	1937-38
Catholic	7	2	1914-15	1991-92	Missouri	2	0	1939-40
Chicago	34	39	1986-87	2024-25	Misericordia	2	0	2011-12
Christopher Newport	0	1	2015-16	2015-16	Mitchell	1	0	2019-20
Cincinnati	0	3	1958-59	1969-70	Montclair State =	4	1	1938-39
The Citadel	1	0	1968-69	1968-69	Moravian	4	0	2010-11
City College of New York	43	19	1913-14	1999-00	Morrisville State	1	0	2013-14
City Tech	3	0	2008-09	2010-11	Mount Union (OH)	1	0	1983-84
Clark	5	1	1985-86	2012-13	Mt. St. Mary (NY)	2	0	1994-95
Clarkson	4	0	1998-99	2013-14	Mt. St. Mary's (MD)	1	0	1961-62
Coast Guard	1	0	1985-86	1985-86	Mount St. Vincent	11	1	1990-91
Coker	0	1	1990-91	1990-91	Muhlenberg	1	4	1956-57
Colgate	21	21	1909-10	1970-71	Navy	7	12	1910-11
Colorado	3	2	1937-38	1948-49	Nazareth (NY)	0	3	1985-86
Colorado College	2	0	1988-89	1992-93	New England College	1	0	2003-04
Colorado State	0	1	1966-67	1966-67	New Rochelle	1	0	2017-18
Columbia	15	20	1910-11	1988-89	The College of New Jersey	2	0	2010-11
Connecticut	7	2	1943-44	1959-60	New Jersey City University +	2	5	1990-91
Connecticut College	5	0	1985-86	2024-25	N.J. Institute of Technology @	6	0	1937-38
Cornell	6	4	1913-14	1963-64	New Mexico	0	1	1963-64
Creighton	0	1	1963-64	1963-64	Niagara	3	3	1908-09
Dartmouth	3	3	1923-24	1959-60	North Carolina	10	7	1935-36
Davidson	0	2	1964-65	1965-66	North Carolina State	0	2	1946-47
Dayton	0	3	1951-52	1961-62	Northwestern	1	0	1963-64
Delaware Valley University	1	0	2023-24	2023-24	Notre Dame	9	24	1934-35
Denison	1	0	2007-08	2007-08	NYU-Poly \$	25	2	1906-07
Denver	4	0	1958-59	1966-67	Oberlin	0	1	2019-20
DePaul	4	0	1941-42	1965-66	Ohio State	1	2	1936-37
Detroit	1	0	1964-65	1964-65	Oklahoma	2	0	1943-44
Drew	8	0	1992-93	2024-25	Oklahoma City	1	0	1958-59
Duke	5	5	1946-47	1962-63	Oneonta	1	0	2023-24
Duquesne	2	2	1953-54	1962-63	Oregon	0	1	1946-47
Eastern (PA)	0	1	1983-84	1983-84	Oregon State	1	1	1949-50
Elmira	4	0	2001-02	2017-18	Pennsylvania	1	3	1910-11
Emerson	1	0	2006-07	2006-07	Penn State	3	5	1911-12
Emmanuel	2	0	2005-06	2015-16	Penn State Altoona	0	1	2017-18
Emory	40	35	1986-87	2024-25	Pepperdine	0	1	1970-71
Endicott	1	0	2007-08	2007-08	Philadelphia Pharmacy	0	1	1986-87
Fairleigh Dickinson	15	0	1951-52	1970-71	Pine Manor	1	0	2019-20
Florida State	0	1	1955-56	1955-56	Pittsburgh	5	2	1930-31
Fordham	30	22	1922-23	1970-71	Pittsburgh-Bradford	1	0	2018-19
Framingham State	2	1	2007-08	2024-25	Pratt	11	0	1906-07
Franklin & Marshall	1	0	1921-22	1921-22	Princeton	7	9	1907-08
Furman	3	1	1954-55	1968-69	Providence	2	1	1958-59
Georgetown	32	22	1909-10	1970-71	Purdue	1	0	1935-36
Georgia	1	0	1948-49	1948-49	Queens College	3	0	1940-41
Gettysburg	3	0	1938-39	2014-15	Ramapo	0	1	2003-04
Hamilton	2	1	1907-08	2012-13	Redlands	3	0	2008-09
Hanover	1	0	2022-23	2022-23	Rensselaer Polytechnic	11	5	1906-07
Hardin-Simmons	1	0	2024-25	2024-25	Richard Stockton	2	1	1995-96
Hartwick	1	1	1955-56	1999-00	Richmond	0	1	1937-38
Harvard	1	1	1945-46	1983-84	Rider	0	1	1963-64
Haverford	9	2	1922-23	2017-18	Rivier College	1	0	2008-09
Hawaii	0	1	1970-71	1970-71	Roanoke	3	0	1956-57
Hobart	3	2	1986-87	2021-22	Rochester	37	47	1909-10
Hofstra	2	1	1939-40	1966-67	Rollins	0	1	1954-55
Hunter	28	2	1957-58	2022-23	Rose-Hulman	1	0	1984-85
Husson	1	0	2023-24	2023-24	Rosemont College	1	1	2018-19
Illinois	0	3	1958-59	1964-65	Rowan #	2	3	1989-90
Illinois Wesleyan	1	0	1940-41	1940-41	Rutgers	36	10	1906-07
Immaculata	1	0	2013-14	2013-14	Rutgers-Camden	1	0	2014-15
Iona	6	2	1960-61	1967-68	Rutgers-Newark	6	1	1951-52
					St. Bonaventure	1	1	1962-63

ALL-TIME OPPONENTS/AWARDS

St. Francis (NY)	22	3	1923-24	1966-67
St. John's (MD)	2	1	1911-12	1938-39
St. John's (NY)	23	28	1907-08	1970-71
St. Joseph's (ME)	0	1	1983-84	1983-84
St. Joseph's (LI)	8	0	2001-02	2010-11
St. Joseph's (PA)	1	5	1959-60	1963-64
St. Lawrence	1	0	1913-14	1913-14
St. Louis	0	6	1947-48	1970-71
St. Mary's (MD)	3	0	1986-87	1993-94
St. Norbert	1	0	1987-88	1987-88
St. Peter's	3	1	1952-53	1966-67
St. Thomas (MN)	1	0	1993-94	1993-94
Salve Regina	2	0	1990-91	2015-16
Santa Clara	2	0	1963-64	1967-68
Sarah Lawrence	1	0	2018-19	2018-19
Seton Hall	3	3	1913-14	1967-68
Skidmore	6	2	1983-84	2009-10
South Carolina	2	0	1957-58	1965-66
Southern California	1	1	1960-61	1963-64
Southern Vermont	0	1	2002-03	2002-03
Stanford	1	0	1950-51	1950-51
Staten Island	4	5	1986-87	2018-19
Stevens Tech	20	4	1920-21	2016-17
SUNY Albany	1	1	1991-92	1993-94
SUNY Binghamton	1	0	1991-92	1991-92
SUNY Brockport	0	1	2001-02	2001-02
SUNY-Canton	1	0	2023-24	2023-24
SUNY Cortland	1	0	2024-25	2024-25
SUNY Farmingdale	2	1	2016-17	2022-23
SUNY Geneseo	2	1	1993-94	2012-13
SUNY Maritime	12	0	1951-52	2022-23
SUNY New Paltz	5	0	2002-03	2011-12
SUNY Old Westbury	9	0	1994-95	2022-23
SUNY Oneonta	1	1	1983-84	2008-09
SUNY Plattsburgh	1	0	1993-94	1993-94
SUNY Potsdam	1	1	1985-86	2006-07
SUNY Purchase	4	1	1983-84	2024-25
SUNY Stony Brook	0	2	1986-87	1987-88
Swarthmore	9	3	1909-10	2023-24
Syracuse	12	9	1909-10	1963-64
Temple	21	16	1931-32	1970-71
Tennessee	0	1	1944-45	1944-45
Texas	2	1	1947-48	1967-68
Texas A&M	1	0	1966-67	1966-67
The Sage College	0	1	2014-15	2014-15
Toledo	0	1	1963-64	1963-64
Toronto	6	1	1912-13	1962-63
Trinity (CT)	3	1	1909-10	2024-25
Tufts	3	3	1919-20	2023-24
Tulane	2	3	1947-48	1967-68
Tulsa	2	0	1960-61	1963-64
Union	12	9	1907-08	2014-15
UCLA	1	1	1946-47	1960-61
University of New England	0	1	2019-20	2019-20
Upsala	9	2	1936-37	1988-89
Ursinus	3	1	1984-85	2005-06
U.S. Merchant Marine Academy	17	6	1949-50	2022-23
Utah	0	1	1970-71	1970-71
Utah State	1	3	1952-53	1960-61
Vanderbilt	1	1	1949-50	1950-51
Vassar	13	1	1983-84	1999-00
Vermont	4	1	1920-21	1967-68
Villanova	7	5	1928-29	1965-66
Virginia	0	2	1966-67	1967-68
Virginia Tech ^	1	1	1961-62	1967-68
Wagner	8	2	1937-38	1970-71
Wake Forest	1	0	1960-61	1960-61
Washington College (MD)	1	0	2004-05	2004-05
Washington University (MO)	20	53	1987-88	2024-25
University of Washington	0	1	1941-42	1941-42
Washington and Lee	2	0	1914-15	1930-31
Washington State	1	0	1942-43	1942-43
Wells	2	1	2015-16	2019-20
Wentworth Tech.	1	0	2009-10	2009-10
Wesleyan	15	6	1908-09	2009-10
Western Connecticut	1	4	1986-87	2019-20
Western New England	1	0	2019-20	2019-20
Westfield State	1	0	2005-06	2005-06
West Virginia	10	7	1929-30	1965-66
Wheaton	1	1	1990-91	1991-92
Wichita State	1	0	1965-66	1965-66
Widener	2	3	1983-84	2012-13
William & Mary	1	0	1951-52	1951-52
William Paterson	0	2	1986-87	1996-97
Williams	4	2	1911-12	2024-25
Worcester Poly	2	2	1983-84	1986-87
Xavier (OH)	0	1	1969-70	1969-70
Yale	11	5	1909-10	1963-64
Yeshiva	18	1	1960-61	2024-25
York (NY)	13	6	1986-87	2024-25
York (PA)	1	0	2024-25	2024-25

% Formerly St. Stephen's

\$ Formerly Polytechnic Inst. of NY (PINY) and Brooklyn Polytechnic

Formerly Glassboro State

+ Formerly Jersey City State

= Formerly Panzer

! Formerly Carnegie Tech

* Formerly Herbert Lehman & Formerly Memphis State

@ Formerly Newark College of Engineering

^ Formerly VPI

NYU BASKETBALL AWARDS

Each year, the Violet coaching staff selects the winners of two prestigious awards: The Howard Cann Award, presented to the team's Most Valuable Player, and the James Lancaster Award, presented to the team's Best Defensive Player. The Howard Cann Award is named after the Violets' all-time winningest coach, who guided NYU to 409 wins in 35 years of coaching from 1923-58. The James Lancaster Award is named after NYU's top defensive player on the undefeated 1933-34 team. Recent winners of the awards are:

Year	Howard Cann Award	James Lancaster Award
1983-84	Greg Gonzalez	Kerry Noonan
1984-85	Terry Tarpey	John Moran
1985-86	Terry Tarpey	Jim Folz
1986-87	Terry Tarpey	Jim Folz
1987-88	Rich Cowes	Marc Jacobs
1988-89	Duane Martin	Matt Hoehl
1989-90	Jay Conway	Matt Hoehl
1990-91	Rob Capers	Tom Brown
1991-92	Roosevelt Smith	Rob Capers
1992-93	Adam Crawford	Jon Gabriel
1993-94	Adam Crawford	Jon Gabriel
1994-95	Chris Murray	Greg Belinfanti
1995-96	Greg Belinfanti	Stanley Elie
1996-97	Frank Harris	Adam Zilber
1997-98	Jesse Determann	Gunner Winston
1998-99	Gunner Winston	Nick Thomas
1999-00	Justin Hoffman	Nick Thomas
2000-01	Justin Hoffman	Rex Hodgson
2001-02	Justin Hoffman	Rex Hodgson
2002-03	Jeff Gilkerson	Jason Bayuk
2003-04	Jeff Gilkerson	Jason Bayuk
2004-05	Jeff Gilkerson	Jason Bayuk
2005-06	Jason Boone	Jared Kildare
2006-07	Michael DeCorso	Jason Boone
2007-08	John Mish	Charlie Parker
2008-09	John Mish	D.J. Glavan
2009-10	Keith Jensen	Derek Becker
2010-11	Andy Stein	Max Wein
2011-12	Andy Stein	Max Wein
2012-13	Carl Yaffe	Ryan Tana
2013-14	Evan Kupferberg	Ryan Tana
2014-15	Evan Kupferberg	Costis Gontikas
2015-16	Evan Kupferberg	Patrick Burns/Max Ralby
2016-17	Ross Udine	None

ALL-MET AWARD WINNERS

Since 1981, the Metropolitan Basketball Writers' Association (MBWA) has honored the best Division III coaches and players in the greater New York City area. The following NYU players and coaches have received recognition:

Year	Honoree (Award)
1984	Mike Muzio (Coach of the Year)
1986	Terry Tarpey (First Team)
1987	Terry Tarpey (Player of the Year/First Team)
1989	Duane Martin (First Team)
1992	Joe Nesci (Coach of the Year)
1993	Joe Nesci (Coach of the Year), Adam Crawford (First Team)
1994	Joe Nesci (Coach of the Year), Adam Crawford (First Team)
1995	Danny Stevens (Third Team)
1996	Greg Belinfanti (First Team)
1997	Frank Harris (Second Team)
1998	Jesse Determann (Second Team)
1999	Gunner Winston (Second Team)
2000	Brian Beggans (Third Team)
2001	Justin Hoffman (Second Team)
2002	Justin Hoffman (Second Team)
2004	Jeff Gilkerson (Second Team), Jimmy Janeczek (Third Team)
2005	Jeff Gilkerson (Third Team)
2006	Jason Boone (First Team)
2007	Joe Nesci (Coach of the Year), Jason Boone (First Team), Michael DeCorso (Third Team)
2009	John Mish (Second Team)
2010	Keith Jensen (Third Team)
2011	Andy Stein (Second Team)
2012	Andy Stein (First Team)
2013	Carl Yaffe (Second Team)
2014	Evan Kupferberg (First Team)
2015	Evan Kupferberg (First Team), Hakeem Harris (Second Team)
2016	Evan Kupferberg (First Team), Costis Gontikas (Second Team)
2019	Dom Cristiano (Second Team)
2024	Spencer Freedman (First Team), Michael Savarino (Third Team), Zay Freeny (Third Team)
2025	David Klatsky (Coach of the Year), Tristan How (First Team), Zay Freeny (Second Team), Brock Susko (Third Team)

THROUGH THE YEARS/ALL-AMERICANS

Year	Gms.	W	L	NYU Pts.	Opp Pts.	Captain(s)	1999-00	25	14	11	1,702	1,531	Brian Sztabnik, Nick Thomas, Chris Wiebke
1906-07	7	5	2	201	226	John Longworth	2000-01#	28	18	10	1,939	1,840	Brian Beggans, James Coe, Justin Hoffman
1907-08	12	7	5	336	265	Thomas Bowe	2001-02	25	14	11	1,620	1,530	Brian Beggans, James Coe, Justin Hoffman
1908-09	12	12	0	510	158	James G. Dale	2002-03	25	12	13	1,767	1,746	Michael Irwin
1909-10	16	12	4	393	305	Joseph Girsdansky	2003-04#	28	21	7	2,154	1,872	Jason Bayuk, Bobby Serafin
1910-11	13	8	5	279	254	Howard Smith	2004-05#	26	16	10	2,036	1,707	Jason Bayuk, Bobby Serafin
1911-12	13	1	12	234	383	Charles Moore	2005-06	25	18	7	1,803	1,536	Jared Kildare
1912-13	12	1	11	190	447	Carroll McLaughlin	2006-07+	28	22	6	2,022	1,650	Jason Boone
1913-14	14	6	8	313	372	Edward Kearney	2007-08#	27	16	11	1,751	1,686	Michael Magee, Charlie Parker
1914-15	11	6	5	274	255	Alfred Levy	2008-09#	28	17	11	1,909	1,888	John Mish, Bill Morrissey
1915-16	15	11	4	474	343	Martin White	2009-10#	27	17	10	1,874	1,769	D.J. Glavan, Omar Mezziab
1916-17	12	9	3	416	286	Howard Cann	2010-11#	27	16	11	2,043	1,878	Derek Becker, D.J. Glavan,
1917-18	11	1	10	204	351	James Storey	2011-12!	27	21	6	2,034	1,752	Richie Polan
1918-19	11	5	6	299	324	Floyd Egan	2012-13#	26	15	11	1,741	1,730	Jude Dworaczkyk, Andy Stein,
1919-20#	14	13	1	550	295	James Storey	2013-14#	26	16	10	1,894	1,783	Kyle Stockmal, Ryan Tana, Max Wein,
1920-21	12	11	1	404	212	Maclyn Baker	2014-15#	28	19	9	2,152	1,943	Carl Yaffe
1921-22	12	7	5	354	273	Frank Goeller	2015-16!	27	21	6	2,085	1,843	Jed Borovik, Ryan Tana
1922-23	11	6	5	355	294	Floyd Bates	2016-17	25	7	18	1,771	2,001	Evan Kupferberg, Max Rabby, Conor Smith
1923-24	16	8	8	464	457	John Masline	2017-18	24	10	14	1,867	1,945	Evan Kupferberg, Max Rabby
1924-25	14	7	7	387	394	John Hawes	2018-19	25	8	17	1,695	1,765	Joe Timmes, Ross Udine
1925-26	14	10	4	416	342	Frank Kelly	2019-20	25	8	17	1,787	1,902	Jimmy Martinelli, Ethan Feldman, Cam Moore, Jule Brown,
1926-27	11	4	7	268	331	William Werner	2021-22	25	14	11	1,915	1,835	Jimmy Martinelli, Bobby Hawkinson, Bobby Martinelli
1927-28	14	8	6	421	398	Thomas Reedy	2022-23!	26	18	8	2,154	1,804	Bobby Hawkinson, Nick Macarchuk
1928-29	18	13	5	540	442	William Conroy	2023-24!^	27	21	6	2,162	1,894	Michael Savarino, Nikola Lipovic, Spencer Freedman
1929-30	16	13	3	540	372	George Newblatt	2024-25!!^	31	29	2	2,508	1,966	Michael Savarino, Hayden Peek, Spencer Freedman
1930-31	15	9	6	433	379	Jerry Nemecek							Tristan How, Zay Freeney
1931-32	12	6	6	320	318	None							
1932-33	15	11	4	503	421	Sam Potter							
1933-34	16	16	0	604	380	Jim Lancaster							
1934-35\$	19	18	1	707	467	Sid Gross							
1935-36	18	14	4	734	540	William Rubinstein							
1936-37	16	10	6	578	501	Milt Schulman							
1937-38*	24	16	8	997	848	None							
1938-39	22	11	11	868	783	Dan Dowd							
1939-40	19	18	1	976	614	Robert Lewis							
1940-41	19	13	6	872	741	Ben Auerbach							
1941-42	19	12	7	920	757	Mort Lazar							
1942-43!	22	16	6	1,266	1,049	None							
1943-44	14	7	7	665	628	Sam Mele							
1944-45!!	21	14	7	1,233	955	Al Grenert							
1945-46!	22	19	3	1,330	1,021	Frank Mangiapane							
1946-47	21	12	9	1,316	1,185	Sid Tanenbaum							
1947-48*	26	22	4	1,654	1,390	Ray Lumpp							
1948-49*	20	12	8	1,350	1,217	Joe Dolhon							
1949-50	19	8	11	1,186	1,168	Joel Kaufman							
1950-51	16	12	4	1,147	1,017	Abe Becker							
1951-52*	25	17	8	1,862	1,643	Mel Seeman							
1952-53	20	9	11	1,516	1,513	Mark Solomon							
1953-54	18	9	9	1,270	1,315	Ted Eisberg							
1954-55	20	7	13	1,405	1,524	Dom DeBonis, Joe Scarpinato							
1955-56	18	10	8	1,408	1,351	None							
1956-57	21	8	13	1,586	1,562	Tom Deluca, Art Tierney							
1957-58	21	10	11	1,571	1,631	Bob Brown, Dan Knapp							
1958-59*	23	15	8	1,638	1,496	Cal Ramsey							
1959-60!	27	22	5	1,988	1,754	Tom Sanders							
1960-61	23	12	11	1,678	1,593	Art Loche							
1961-62!	25	20	5	1,954	1,697	Al Filardi							
1962-63!	23	18	5	1,794	1,572	Bob Williams							
1963-64*	27	17	10	2,086	1,906	Barry Kramer							
1964-65*	26	17	9	2,013	1,893	Clem Galliard							
1965-66*	28	18	10	2,299	2,102	Richard Dyer							
1966-67	26	10	16	1,876	1,900	Bruce Kaplan							
1967-68	24	8	16	1,720	1,840	Charles Silen, Gary Witrock							
1968-69	21	12	9	1,655	1,515	James Miller							
1969-70	24	12	12	1,742	1,692	James Signorile							
1970-71	25	5	20	1,754	2,038	Dolph Porrata, Duane Felton							
1983-84	26	17	9	1,692	1,551	Aaron Glover							
1984-85	25	15	10	1,587	1,486	Dave Brooks							
1985-86#	27	21	6	2,069	1,874	Terry Tarpey							
1986-87	28	17	11	2,280	2,039	Terry Tarpey							
1987-88	26	15	11	2,056	1,924	Jim Folz							
1988-89#	28	16	12	2,170	2,090	Rich Cowes							
1989-90#	27	16	11	2,081	2,054	Eric Hutcherson							
1990-91#	26	16	10	2,028	1,873	Roosevelt Smith							
1991-92!	27	22	5	2,160	1,830	Roosevelt Smith, Rob Capers, Larry Costa							
1992-93!	26	23	3	2,133	1,769	Adam Crawford							
1993-94!!	30	25	5	2,402	2,013	Adam Crawford							
1994-95!	27	22	5	2,195	1,814	Chris Murray							
1995-96!	27	19	8	2,216	2,007	Greg Belinfanti							
1996-97!	27	19	8	2,133	1,829	Adam Zilber							
1997-98!	26	17	9	1,750	1,551	Jesse Determann							
1998-99#	26	17	9	1,847	1,616	Gunner Winston, Doug Trani							
							TOTALS	2,261	1,421	840	(.628)		

^ - UAA Champions
 % - AAU National Champions
 * - NIT Tournament
 ! - NCAA Tournament
 !! - NCAA National Championship Runner-up
 # - ECAC Tournament
 + - ECAC Metro Champions

VIOLET ALL-AMERICANS

Year	Honoree
1910	William Broadhead
1920	Howard Cann
1934	Hagan Anderson
1936	Milton Schulman
1937	Irving Terjesen
1939	Robert Lewis
1943	Jerry Fleishman
1946-47	Sid Tanenbaum
1948	Don Forman
	Dolph Schayes
1959	Cal Ramsey
1960	Tom "Satch" Sanders
1963-64	Barry Kramer
1966-67	Mal Graham
2007	Jason Boone
2011-12	Andy Stein
2013	Carl Yaffe
2014-15-16	Evan Kupferberg
2021-22	Bobby Hawkinson
2023-24	Spencer Freedman
2024-25	Tristan How

NYU IN THE NBA/NYC HALL OF FAMERS

JAMES J. BRASCO '52

1947-48 Syracuse Nationals-Milwaukee Hawks

RICHARD BUNT '52

1947-48 New York Knicks-Baltimore Bullets

JOSEPH DOLHON '49

1949-51 Baltimore Bullets

JEROME FLEISHMAN '43

1946-47 Philadelphia Warriors
1952-53 Philadelphia Warriors-New York Knicks

DONALD J. FORMAN '56

1947-48 Syracuse Nationals-Milwaukee Hawks

ROBERT MALCOLM "MAL" GRAHAM '67

1967-69 Boston Celtics

HAROLD "HAPPY" HAIRSTON '64

1964-67 Cincinnati Royals
1967-68 Cincinnati Royals-Detroit Pistons
1968-69 Detroit Pistons
1969-70 Detroit Pistons-Los Angeles Lakers
1970-75 Los Angeles Lakers

RALPH KAPLOWITZ '47

1946-47 New York Knicks-Philadelphia Warriors
1947-48 Philadelphia Warriors

THOMAS EDWARD KELLY '48

1948-49 Boston Celtics

BARRY D. KRAMER '64

1964-65 San Francisco Warriors-New York Knicks
1969-70 New Jersey Nets (ABA)

RAYMOND LUMPP '50

1948-49 Indianapolis Jets-New York Knicks
1949-52 New York Knicks
1952-53 New York Knicks-Baltimore Bullets

FRANCIS E. "FRANK" MANGIAPANE '47

1946-47 New York Knicks

STANLEY MCKENZIE '66

1967-68 Baltimore Bullets
1968-70 Phoenix Suns
1970-72 Portland Trailblazers
1972-73 Portland Trailblazers-Houston Rockets
1973-74 Houston Rockets

BORIS ALEXANDER NACHAMKIN '54

1954-55 Rochester Royals

CAL RAMSEY '59

1959-60 St. Louis Hawks-New York Knicks
1960-61 Syracuse Nationals

JOSEPH FRANCIS "CHICK" REISER

1943-47 Fort Wayne Pistons
1947-49 Baltimore Bullets
1949-50 Washington Capitals

THOMAS E. "SATCH" SANDERS '60

1960-73 Boston Celtics

ADOLPH "DOLPH" SCHAYES '48

1948-63 Syracuse Nationals
1963-64 Philadelphia 76ers

JOHN SIMMONS '42

1946-47 Boston Celtics

SID TANENBAUM '47

1947-48 New York Knicks
1948-49 New York Knicks-Baltimore Bullets

ALSO DRAFTED

Rich Dyer '66	New York Knicks (1966)
Bruce Kaplan '67	New York Knicks (1967)
Joe Kaufman	Philadelphia Warriors (1950)
Jim Signorile '70	New York Knicks (1970)

NYC BASKETBALL HALL OF FAMERS

NYU has always had a rich history tied to the game of basketball. Several student-athletes enjoyed stellar collegiate careers, with several moving on to play in the National Basketball Association. The New York City Basketball Hall of Fame has recognized 11 past NYU greats who have made a significant contribution to the sport either by playing or coaching. The goal of the Hall of Fame is to help younger generations of players become better competitors while also cultivating their academic and personal lives off the court.

Year	Honoree
1990	Dolph Schayes
1992	Tom "Satch" Sanders
1993	Sid Tanenbaum
1994	Cal Ramsey
1996	Howard Cann, Don Forman
1997	Lou Rossini
1998	Ray Lumpp
1999	John Goldner
2000	Ralph Kaplowitz

NCAA HISTORY

1942-43 (0-2)

Mar 24	Georgetown (@MSG)	L 55-36
Mar 25	Dartmouth (@MSG)	L 51-49

1944-45 (3-1)

Mar 22	Tufts (@MSG)	W 59-44
Mar 24	Ohio State (@MSG)	W 70-65 (OT)
Mar 27	Oklahoma State (@MSG)	L 49-45
Mar 29	Bowling Green (@MSG)	W 63-61

1945-46 (1-1)

Mar 21	North Carolina (@MSG)	L 57-49
Mar 23	Harvard (@MSG)	W 67-61

1959-60 (3-2; FINAL FOUR)

Mar 8	Connecticut (@MSG)	W 78-59
-------	--------------------	---------

at Charlotte, NC

Mar 11	West Virginia	W 82-81 (OT)
Mar 12	Duke	W 74-59

at San Francisco, CA

Mar 18	Ohio State (National Semifinal)	L 76-54
Mar 19	Cincinnati (3rd-Place Game)	L 95-71

1961-62 (2-1)

Mar 12	Massachusetts	W 70-50
--------	---------------	---------

at College Park, MD

Mar 16	Villanova	L 79-76
Mar 17	St. Joseph's	W 94-85

1962-63 (1-2)

Mar 11	Pittsburgh	W 93-83
--------	------------	---------

at College Park, MD

Mar 15	Duke	L 81-76
Mar 16	West Virginia	L 83-73

1985-86 (0-2)

Feb 28	Potsdam State	L 83-67
Mar 1	Nazareth	L 87-73

1991-92 (0-1)

Mar 7	Albany	L 72-66
-------	--------	---------

1992-93 (1-1; Sweet 16)

Mar 6	Ithaca	W 75-61
Mar 12	Eastern Connecticut State	L 78-73 (2OT)

1993-94 (4-1; NATIONAL RUNNER-UP)

Mar 5	SUNY Geneseo	W 67-55
Mar 11	Rowan	W 80-75 (3OT)
Mar 12	Albany	W 67-65
Mar 18	St. Thomas (MN)	W 75-68
Mar 19	Lebanon Valley	L 66-59 (OT)

1994-95 (1-1)

Mar 2	Hunter	W 101-71
Mar 4	Rowan	L 74-58

1995-96 (1-1)

Feb 29	NJIT	W 105-88
Mar 1	Richard Stockton	L 81-77 (OT)

1996-97 (1-1)

Mar 6	Jersey City State	W 94-84
Mar 8	Rowan	L 56-53

1997-98 (0-1)

Feb 29	Jersey City State	L 71-58
--------	-------------------	---------

2011-12 (1-1)

Mar 1	Misericordia	W 84-65
Mar 3	Amherst	L 80-56

2015-16 (1-1)

Mar 4	Brooklyn	W 86-67
Mar 5	Christopher Newport	L 67-64

2022-23 (0-1)

Mar 4	Lancaster Bible College	L 67-64
-------	-------------------------	---------

2023-24 (0-1)

Mar 1	Husson University	W 82-61
Mar 2	Tufts University	L 65-62

2024-25 (5-1)

Mar 7	SUNY Cortland	W 72-36
Mar 8	York College (PA)	W 62-52
Mar 14	Hardin-Simmons	W 91-59
Mar 15	Redlands	W 75-65
Mar 20	Washington (MO)	W 72-60
Mar 22	Trinity (CT)	L 64-60

ALL-TIME NCAA OPPONENTS

Albany	1-1
Amherst	0-1
Brooklyn	1-0
Bowling Green	1-0
Christopher Newport	0-1
Cincinnati	0-1
Connecticut	1-0
Dartmouth	0-1
Duke	1-1
Eastern Connecticut State	0-1
Hardin-Simmons	1-0
Harvard	1-0
Hunter	1-0
Husson	1-0
Ithaca	1-0
Jersey City State	1-1
Lancaster Bible	0-1
Lebanon Valley	0-1
Massachusetts	1-0
Misericordia	1-0
Nazareth	0-1
NJIT	1-0
North Carolina	0-1
Ohio State	1-1
Oklahoma State	0-1
Pittsburgh	1-0
Potsdam State	0-1
Redlands	1-0
Richard Stockton	0-1
Rowan	1-2
St. Joseph's	1-0
St. Thomas (MN)	1-0
SUNY Cortland	1-0
SUNY Geneseo	1-0
Trinity (CT)	0-1
Tufts	1-1
Villanova	0-1
Washington (MO)	1-0
West Virginia	1-1
York (PA)	1-0

OVERALL RECORD 25-21

DIVISION III RECORD 14-11

NOTE

NYU reclassified as a Division III program when it reinstated men's basketball for the 1983-84 season.



POSTSEASON HISTORY - NIT & ECAC



ALL GAMES PLAYED AT MADISON SQUARE GARDEN

<u>1937-38 (1-2)</u>		
Mar 9	LIU	W 39-37
Mar 14	Colorado	L 48-47
Mar 16	Oklahoma State	L 37-24
<u>1947-48 (2-2)</u>		
Mar 13	Texas	W 45-43
Mar 15	DePaul	W 72-59
Mar 17	St. Louis	L 65-52
Mar 27	Baylor	L 59-57
<u>1948-49 (0-1)</u>		
Mar 12	Bradley	L 89-67
<u>1951-52 (0-1)</u>		
Mar 8	Dayton	L 81-66
<u>1958-59 (3-1)</u>		
Mar 16	Denver	W 90-81
Mar 18	Oklahoma City	W 63-48
Mar 20	Bradley	L 59-57
Mar 22	Providence	W 71-57
<u>1963-64 (2-2)</u>		
	Syracuse	W 77-68
	DePaul	W 79-66
	New Mexico	L 72-65
	Army	L 60-59
<u>1964-65 (0-2)</u>		
	Villanova	L 91-69
	Army	L 75-74
<u>1965-66 (3-1)</u>		
	DePaul	W 68-65
	Wichita State	W 90-84 (OT)
	Villanova	W 69-63
	Brigham Young	L 97-84

OVERALL RECORD **11-12**



		<u>2015 (2-1)</u>	
3/4	Rutgers-Camden		W 68-65
3/7	Rutgers-Newark (@Brooklyn)		W 81-70
3/8	Staten Island (@Brooklyn)		L 84-80 (2OT)
		<u>2014 (0-1)</u>	
3/5	@Stevens Tech		L 86-67
		<u>2013 (0-1)</u>	
2/27	New Jersey City		L 74-66
		<u>2011 (1-1, Semifinalists)</u>	
3/2	@St. Joseph's-LI		W 107-93
3/5	@Rutgers-Newark		L 69-54
		<u>2010 (1-1, Semifinalists)</u>	
3/3	New Jersey City		W 94-72
3/6	York-NY (@SUNY Old Westbury)		L 68-61
		<u>2009 (2-1, Finalists)</u>	
3/4	York (NY)		W 84-80
3/7	Rutgers-Newark		W 76-74
3/8	Lehman		L 86-84
		<u>2008 (1-1, Semifinalists)</u>	
3/5	@St. Joseph's-LI		W 83-79
3/8	@York (NY)		L 56-44
		<u>2007 (3-0, Champions)</u>	
2/28	St. Joseph's-LI		W 87-68
3/2	Rutgers-Newark		W 82-72
3/3	Richard Stockton		W 58-55
		<u>2005 (0-1)</u>	
3/2	Lehman		L 63-61 (OT)
		<u>2004 (2-1, Finalists)</u>	
3/3	John Jay		W 84-69
3/6	Richard Stockton		W 70-66
3/7	@Ramapo		L 69-66
		<u>2001 (2-1, Finalists)</u>	
2/28	Rutgers-Newark		W 70-64
3/3	Kean		W 70-68 (OT)
3/4	@New Jersey City		L 94-89
		<u>1999 (0-1)</u>	
3/3	York (NY)		L 67-65
		<u>1991 (0-1)</u>	
3/2	@New Jersey City		L 88-65
		<u>1990 (0-1)</u>	
3/3	@Glassboro State (now known as Rowan)		L 99-61
		<u>1989 (1-1, Semifinalists)</u>	
3/4	Upsala		W 85-76
3/9	@Kean		L 116-78
		<u>1987 (1-1, Semifinalists)</u>	
3/11	Manhattanville @William Paterson (Date Unavailable)		W 110-82 L 92-79

OVERALL RECORD **16-15**

GAME-BY-GAME RESULTS

1906-07 (5-2)

Jan 4	Brooklyn Polytechnic	L 25-14
Jan 12	@Lehigh	L 78-24
Jan 18	Rutgers	W 38-16
Jan 19	@RPI	W 32-31
Feb 1	Pratt	W 36-33
Feb 16	@Rutgers	W 20-19
Mar 8	RPI	W 37-24

Capt: John B. Longworth

1907-08 (7-5)

Dec 6	St. John's	W 34-13
Dec 13	@Brooklyn Polytechnic	W 29-17
Dec 14	@Army	W 23-20
Jan 8	@Princeton	L 44-18
Jan 10	@Rutgers	W 47-22
Jan 17	@Pratt	W 41-24
Jan 22	@Rutgers	W 35-14
Feb 7	RPI	L 20-18
Feb 14	Princeton	L 30-8
Feb 21	Hamilton	L 24-20
Feb 28	@RPI	L 31-29
Mar 7	Union	W 34-6

Capt: Thomas Bowe

1908-09 (12-0)

Dec 12	@St. John's	47-11
Dec 16	@Princeton	W 46-22
Dec 18	St. Stephen's	W 82-6
Dec 22	Princeton	W 57-13
Jan 2	Niagara	W 41-18
Jan 7	@Wesleyan	W 11-10
Jan 9	@Pratt	W 30-12
Jan 12	Brooklyn Polytechnic	W 31-21
Feb 6	MIT	W 42-13
Feb 12	Delaware	W 50-5
Feb 17	Manhattan	W 31-10
Feb 26	Union	W 42-17

Capt: James G. Dale

Coach: Benjamin Hermes

1909-10 (12-4)

Dec 11	Georgetown	W 31-14
Dec 17	Trinity	W 22-13
Dec 22	Princeton	W 46-23
Jan 8	@Pratt	W 34-18
Jan 10	Swarthmore	W 22-13
Jan 22	@St. John's	W 21-12
Jan 26	Yale	W 18-16
Feb 4	@Union	W 16-12
Feb 10	Rochester	W 34-30
Feb 12	@Princeton	W 34-18
Feb 17	@Colgate	L 25-20
Feb 18	@Syracuse	W 16-9
Feb 19	@Rochester	L 25-17
Feb 24	Colgate	W 19-18
Mar 2	@Wesleyan	L 33-28
Mar 5	@Army	L 26-15

Capt: Joseph Girsdanský

Coach: Benjamin Hermes

1910-11 (8-5)

Dec 10	@Princeton	W 14-12
Dec 17	Yale	L 14-12
Jan 5	@Georgetown	W 29-18
Jan 7	@Navy	W 26-24
Jan 9	@Maryland	W 29-7
Jan 13	Wesleyan	W 20-14
Jan 20	Trinity	W 38-11
Jan 28	@Pennsylvania	L 28-16
Feb 8	@Wesleyan	L 26-20
Feb 14	Colgate	W 21-14
Feb 22	@Columbia	L 28-12
Feb 25	@Army	L 31-14
Mar 4	Swarthmore	W 28-27

Capt: G. Howard Smith

Coach: Samuel Melitzer

1911-1912 (1-12)

Dec 13	Penn State	L 19-18
Dec 22	Colgate	L 21-19
Jan 16	Swarthmore	L 35-14
Jan 19	Georgetown	W 15-8
Feb 9	Syracuse	L 31-21
Feb 15	@Georgetown	L 20-9
Feb 17	St. John's -MD (@Annapolis, MD)	L 25-17
Feb 19	@Navy	L 28-19
Feb 22	@Columbia	L 26-15
Feb 24	@Army	L 24-12
Mar 1	@Union	L 70-50
Mar 2	@Colgate	L 59-18
Mar 8	Williams	L 17-7

Capt: Charles J. Moore

Coach: W.W. Broadhead

1912-1913 (1-11)

Dec 14	@Pratt	W 28-21
Dec 20	Princeton	L 39-19
Jan 3	Toronto	L 39-27
Jan 11	@Navy	L 74-13
Jan 13	@Georgetown	L 23-4
Jan 17	Wesleyan	L 28-19
Feb 7	@Columbia	L 23-10
Feb 13	Rochester	L 34-16
Mar 1	@Army	L 29-21
Mar 7	@Union	L 48-10
Mar 8	@Williams	L 39-16
Mar 15	@Wesleyan	L 50-7

Capt: Carroll W. McLaughlin

Coach: James Dale

1913-1914 (6-8)

Nov 22	@Pratt	W 25-18
Dec 5	@Columbia	W 22-16
Dec 13	@Navy	L 32-25
Dec 15	@Georgetown	W 31-25
Dec 20	St. Lawrence	W 31-16
Dec 22	Georgetown	W 36-15
Jan 3	@CCNY	L 22-20
Jan 8	Swarthmore	L 24-18
Jan 10	@Wesleyan	L 47-23
Jan 17	@Williams	W 23-17

Jan 24	@Army	L 41-14
Feb 13	@Seton Hall	L 27-11
Feb 21	Seton Hall	L 31-19
Feb 28	Cornell	L 41-15

Capt: Edward H. Kearney
Coach: Harold Parkinson

1914-1915 (6-5)

Dec 11	@Columbia	L 29-27
Dec 13	Catholic	W 28-20
Dec 19	Georgetown	W 38-21
Jan 8	Rutgers	W 45-23
Jan 16	@CCNY	W 17-16
Feb 6	@Catholic	L 37-19
Feb 8	@Georgetown	L 20-16
Feb 16	@Wesleyan	L 28-18
Feb 20	RPI	L 19-18
Feb 23	Washington & Lee	W 24-23
Mar 10	Wesleyan	W 24-19

Capt: Alfred Levy
Coach: William L. Lush

1915-1916 (11-4)

Dec 4	RPI	W 29-15
Dec 11	@Army	W 28-19
Dec 18	Cornell	L 34-33
Dec 21	Georgetown	W 47-15
Jan 8	Navy	W 29-25
Jan 10	@Georgetown	W 43-22
Jan 15	@Rutgers	W 39-18
Jan 22	Amherst	W 30-20
Feb 4	Rochester	W 27-22
Feb 12	@CCNY	W 32-23
Feb 19	Wesleyan	W 38-22
Feb 25	Colgate	L 35-23
Mar 3	@RPI	L 17-16
Mar 4	@Colgate	L 23-22
Mar 11	@Wesleyan	W 38-33

Capt: Martin J. White
Coach: William L. Lush

1916-1917 (9-3)

Dec 13	@Princeton	L 36-14
Dec 16	RPI	W 70-21
Dec 22	Lehigh	L 24-20
Jan 6	Lafayette	W 39-23
Jan 13	@Williams	W 35-18
Jan 20	Brooklyn Polytechnic	W 51-13
Feb 9	@Amherst	W 41-20
Feb 10	@Wesleyan	W 23-19
Feb 17	Swarthmore	W 37-31
Feb 23	Colgate	W 27-20
Mar 9	@RPI	L 28-25
Mar 10	@Colgate	W 34-33

Capt: Howard G. Cann
Coach: Harry Haring

1917-1918 (1-10)

Dec 15	@CCNY	W 16-14
Dec 21	Lafayette	L 35-27 (OT)
Jan 5	@Rutgers	L 43-27
Jan 19	@Army	L 26-19
Feb 2	@Navy	L 42-9
Feb 9	Syracuse	L 30-15
Feb 16	Colgate	L 27-20
Feb 22	@Syracuse	L 37-10
Feb 23	@Colgate	L 35-14
Feb 27	@Lehigh	L 33-28
Mar 5	Swarthmore	L 29-19

Capt: James W. Storey, Jr., Floyd Egan
Coach: Harry Haring

1918-1919 (5-6)

Jan 11	Rutgers	L 18-15
Jan 17	@Wesleyan	W 43-27
Jan 18	@Amherst	W 40-38
Jan 25	Union	W 31-24
Jan 31	@Georgetown	L 33-26
Feb 1	@Navy	L 50-15
Feb 8	@Lehigh	L 33-26
Feb 14	Wesleyan	W 32-26
Feb 22	Brooklyn Polytechnic	L 40-30
Feb 28	Lehigh	W 24-6
Mar 8	@CCNY	L 29-17

Capt: Floyd Egan
Coach: Floyd Egan

1919-1920 (13-1)

Dec 13	@Columbia	W 30-23
Dec 19	Lafayette	W 37-13
Dec 20	@Army	L 17-14
Jan 7	@Rutgers	W 45-27
Jan 15	@Colgate	W 40-26
Jan 17	@Union	W 33-25
Jan 26	@Brown	W 52-15
Jan 27	@Trinity	W 49-19
Feb 7	Tufts	W 42-14
Feb 14	Swarthmore	W 36-22
Feb 21	Colgate	W 36-29
Feb 28	Wesleyan	W 58-20
Mar 6	CCNY (@168th St. Armory)	W 39-21
Mar 13	Rutgers (@Atlanta, GA)	W 39-24

Capt: James W. Storey, Jr.
Coach: Ed Thorp

1920-1921 (11-1)

Dec 17	Yale	W 33-18
Jan 7	Syracuse	W 36-19
Jan 12	Army	W 22-17
Jan 14	Rochester (@West Point, NY)	W 33-12
Jan 15	@Union	W 22-18
Feb 2	@Pennsylvania	L 24-11
Feb 5	@Columbia	W 26-18
Feb 12	@Brown	W 51-9
Feb 19	Vermont	W 51-8
Feb 22	Rutgers	W 45-15
Feb 26	Stevens Tech	W 31-29
Mar 5	CCNY (@168th St. Armory)	W 43-25

Capt: Maclyn Baker
Coach: Ed Thorp

1921-1922 (7-5)

Dec 16	Yale	W 31-14
Dec 21	@Columbia	W 28-26
Jan 4	Toronto	W 50-21
Jan 7	Brooklyn Polytechnic	W 33-8
Jan 11	@Army	L 34-27
Jan 14	Franklin & Marshall	W 40-17
Feb 3	Swarthmore	W 28-16
Feb 11	@Rutgers	L 32-26
Feb 18	Cornell	L 25-20
Feb 21	Georgetown	W 31-17
Feb 25	Union	L 26-22
Mar 4	CCNY (12th Regt. Armory)	L 37-18

Capt: Frank Goeller
Coach: Ed Thorp

1922-1923 (6-5)

Dec 16	Haverford	W 38-12
Dec 19	Wesleyan	W 45-25
Jan 5	@Columbia	L 30-25
Jan 12	St. John's	W 31-26
Feb 3	Swarthmore	W 45-24
Feb 7	@Army	L 33-28
Feb 10	@Union	L 30-20
Feb 13	Fordham	W 35-33
Feb 16	Rutgers	L 31-25
Feb 24	Lehigh	W 36-20
Mar 3	CCNY (165th St. Armory)	L 30-27

Capt: Floyd Bates, Meyer Toorock
Coach: Ed Thorp

1923-1924 (8-8)

Dec 15	Brooklyn Polytechnic	W 34-14
Dec 18	St. Francis	L 31-30
Dec 21	Dartmouth	L 37-26
Jan 5	St. John's	W 38-34
Jan 8	Manhattan	W 31-25
Jan 12	Vermont	L 35-34
Jan 16	@Navy	L 36-30
Jan 19	@Army	L 38-28
Feb 8	@Columbia	L 32-27
Feb 9	Swarthmore	W 27-25
Feb 15	@Brown	W 38-24
Feb 20	@Rutgers	W 23-20
Feb 23	Union	W 25-24
Feb 27	Fordham (7th Rgt. Armory)	L 33-26
Feb 29	Penn State	L 25-19
Mar 8	CCNY (@168th St. Armory)	W 28-24

Capt: John R. Masline
Coach: Howard G. Cann

1924-1925 (7-7)

Dec 11	St. Stephen's	W 45-16
Dec 17	Columbia (@168th St. Armory)	L 23-19
Dec 20	St. John's	W 25-17
Jan 6	Brooklyn Polytechnic	W 28-25
Jan 9	@Colgate	W 36-33
Jan 10	@Union	L 31-22
Jan 14	@Dartmouth	L 34-14
Feb 7	@Navy	L 32-28
Feb 9	Vermont	W 28-26
Feb 11	@Army	L 35-34
Feb 14	Rutgers	W 27-14

Feb 21	Haverford	W 36-27
Feb 23	@Fordham	L 47-21
Feb 28	CCNY (@168th St. Armory)	L 34-24

Capt: John K. Hawes
Coach: Howard G. Cann

1925-1926 (10-4)

Dec 16	@Lafayette	W 27-19
Dec 19	Union	W 35-25
Jan 5	Vermont	W 28-19
Jan 8	@St. John's-MD (@Annapolis, MD)	W 47-21
Jan 9	@Navy	L 27-21
Jan 15	@RPI	W 35-22
Jan 16	@Syracuse	L 40-20
Feb 3	@Manhattan	W 30-28
Feb 5	@Fordham	L 23-19
Feb 10	@Army	W 29-20
Feb 12	Haverford	W 38-16
Feb 17	@Rutgers	W 34-33
Feb 27	CCNY (@168th St. Armory)	W 34-21
Mar 5	@Columbia	L 28-19

Capt: Francis Kelly
Coach: Howard G. Cann

1926-1927 (4-7)

Jan 7	@Union	L 33-22
Jan 8	@Colgate	L 43-21
Jan 12	@Rutgers	L 33-28
Jan 15	@Lafayette	W 34-30
Feb 4	@Georgetown	W 38-37
Feb 5	@Navy	L 36-18
Feb 9	@Army	L 23-15
Feb 12	Fordham	L 25-16
Feb 18	Columbia	W 26-23
Feb 19	Manhattan	W 28-25
Feb 26	CCNY	L 23-22

Capt: William Werner
Coach: Howard G. Cann

1927-1928 (8-6)

Dec 16	@Columbia	W 36-18
Dec 17	@Stevens Tech	W 27-22
Dec 28	Holy Cross#	W 39-27
Dec 29	@Yale#	L 32-30 (OT)
Jan 7	Colgate	W 36-30
Jan 12	@Johns Hopkins	W 26-23
Jan 13	@Baltimore	W 36-35
Jan 14	@Georgetown	W 33-27
Jan 21	@Manhattan	L 28-27
Feb 4	@Colgate	L 50-26
Feb 8	@Rutgers	L 32-27
Feb 11	@Army	W 31-14
Feb 18	@Fordham	L 31-21
Feb 25	@CCNY	L 29-26

- Yale University Tournament
Capt: Thomas Reedy
Coach: Howard G. Cann

1928-1929 (13-5)

Dec 21	@Columbia	W 33-31
Dec 22	@Stevens Tech	W 26-13
Dec 31	Princeton	W 30-14
Jan 2	Holy Cross#	W 25-14
Jan 3	Georgetown#	W 32-24
Jan 5	Colgate	L 28-20
Jan 8	@Lafayette	W 29-25
Jan 16	@Army	L 29-28
Jan 18	@Syracuse	L 29-18
Jan 19	@Colgate	L 34-28
Feb 2	St. John's	L 31-30
Feb 6	@Navy	W 33-31
Feb 8	@Villanova	W 25-19
Feb 9	Georgetown	W 32-30
Feb 16	Manhattan (@168th St. Armory)	W 39-23
Feb 20	@Rutgers	W 40-28
Feb 23	Fordham (@168th St. Armory)	W 32-15
Mar 9	CCNY (@168th St. Armory)	W 40-24

- Yale University Tournament

Capt: William Conroy

Coach: Howard G. Cann

1929-1930 (13-3)

Dec 14	Lafayette	W 33-16
Dec 18	Columbia (@168th St. Armory)	W 35-24
Dec 21	@Stevens Tech	W 42-22
Jan 1	Georgetown#	L 32-27
Jan 2	Holy Cross#	W 40-21
Jan 4	Colgate	W 42-25
Jan 11	Rutgers	W 52-30
Jan 18	Georgetown	W 35-27
Feb 1	St. John's (@168th St. Armory)	L 23-20
Feb 6	@Georgetown	W 26-20
Feb 7	@Villanova	L 31-29
Feb 8	West Virginia	W 30-28
Feb 15	@Manhattan	W 29-7
Feb 21	@Fordham	W 21-12
Feb 22	Carnegie Tech	W 42-21
Mar 8	CCNY (@168th St. Armory)	W 37-33

- Yale University Tournament

Capt: George Newblatt

Coach: Howard G. Cann

1930-1931 (9-6)

Dec 13	@Lafayette	W 37-15
Dec 17	@Stevens Tech	W 25-24
Dec 20	Toronto	W 40-14
Jan 1	Yale	W 27-25
Jan 3	Rutgers	W 30-26
Jan 10	Pittsburgh	L 40-22
Jan 14	@Columbia	L 39-28
Jan 17	Villanova	W 39-21
Jan 19	Manhattan (@MSG)	L 16-14
Jan 24	Georgetown	W 34-31
Jan 31	Washington & Lee	W 39-26
Feb 7	St. John's	W 27-23
Feb 14	Manhattan	L 23-21
Feb 21	Fordham	L 27-26
Feb 28	CCNY	L 29-24

Capt: Jerry C. Nemecek

Coach: Howard G. Cann

1931-1932 (6-6)

Dec 12	Stevens Tech (@168th St. Armory)	W 27-9
Dec 23	Columbia (@168th St. Armory)	W 28-27
Dec 31	Columbia (@MSG)	L 22-17
Jan 9	Georgetown (@168th St. Armory)	W 26-18
Jan 13	@Rutgers	W 39-24
Jan 15	@Carnegie Tech	L 30-25
Jan 16	@Pittsburgh	W 37-32
Jan 30	@Temple	L 48-26
Feb 6	St. John's (@168th St. Armory)	W 29-24
Feb 13	Manhattan (@168th St. Armory)	L 24-19
Feb 20	@Fordham	L 27-26
Feb 27	CCNY (@168th St. Armory)	L 33-21

Coach: Howard G. Cann

1932-1933 (11-4)

Dec 16	Columbia (7th Regt. Armory)	W 40-24
Dec 17	Toronto	W 39-20
Dec 20	Boston University	W 44-16
Jan 4	St. Francis-NY	W 24-22
Jan 7	Georgetown	W 31-28
Jan 11	@Columbia	L 31-26
Jan 14	Temple	W 33-31
Jan 21	@Yale	L 37-27
Feb 4	St. John's (@168th St. Armory)	L 26-19
Feb 8	West Virginia	W 44-30
Feb 11	Manhattan (@168th St. Armory)	W 37-30
Feb 15	Rutgers	W 34-23
Feb 18	Fordham (@168th St. Armory)	W 47-34
Feb 22	Carnegie Tech	W 35-31
Feb 25	CCNY (@168th St. Armory)	L 38-23

Capt: Samuel Potter

Coach: Howard G. Cann

1933-1934 (16-0)

Dec 20	St. Francis-NY	W 28-18
Dec 22	Columbia (7th Rgt. Armory)	W 44-29
Jan 5	Johns Hopkins	W 48-24
Jan 6	Georgetown	W 43-23
Jan 10	@Rutgers	W 40-23
Jan 13	@Fordham	W 40-28
Feb 3	Manhattan (@168th St. Armory)	W 31-26
Feb 7	Rutgers	W 39-26
Feb 9	Brooklyn	W 39-26
Feb 13	@Yale	W 41-26
Feb 15	@Temple	W 21-19
Feb 17	St. John's	W 47-30
Feb 21	Columbia	W 39-17
Feb 24	Fordham	W 45-27
Feb 28	Manhattan	W 35-20
Mar 3	CCNY (@168th St. Armory)	W 24-18

Capt: James Lancaster

Coach: Howard G. Cann

1934-1935 (18-1)

Dec 19	Lafayette	W 59-39
Dec 21	@Columbia	W 45-26
Dec 29	Notre Dame (@MSG)	W 25-18
Jan 4	Johns Hopkins	W 45-12
Jan 5	Kentucky (@MSG)	W 23-22
Jan 11	Georgetown	W 37-21
Jan 12	@Fordham	W 36-24
Jan 16	Temple (@MSG)	W 38-22
Jan 17	St. Francis-NY (@MSG)	W 37-11
Jan 19	@Manhattan	W 19-18
Feb 6	@Yale	L 33-29 (OT)
Feb 8	@Georgetown	W 50-36
Feb 9	@Navy	W 46-36
Feb 11	Brooklyn	W 27-25
Feb 15	Manhattan (@MSG)	W 47-19
Feb 18	St. John's	W 37-28
Feb 20	Fordham (@MSG)	W 31-29
Feb 25	@Rutgers	W 45-19
Feb 27	CCNY (@MSG)	W 31-29

Capt: Sidney Gross
Coach: Howard G. Cann

1935-36 (14-4)

Dec 14	St. Francis-NY	W 39-20
Dec 18	California (@MSG)	W 41-26
Dec 20	Dartmouth	W 54-29
Dec 23	Brooklyn	W 33-25
Dec 28	Purdue (@MSG)	W 43-41
Jan 2	Princeton	W 60-34
Jan 4	Fordham (@MSG)	W 52-23
Jan 8	Kentucky (@MSG)	W 41-28
Jan 11	Columbia	W 39-27
Jan 15	North Carolina (@MSG)	W 55-33
Feb 5	St. John's (@MSG)	W 28-23
Feb 7	@Georgetown	L 36-34
Feb 8	@Temple	L 34-31
Feb 12	Rutgers	W 50-28
Feb 14	Notre Dame (@MSG)	L 38-27
Feb 19	Manhattan (@MSG)	L 36-26
Feb 22	Fordham	W 46-27
Mar 4	CCNY (@MSG)	W 35-32

Capt: William Rubenstein
Coach: Howard Cann

1936-37 (10-6)

Dec 12	St. Francis-NY	W 29-23
Dec 14	Upsala	W 46-15
Dec 17	Cathedral	W 63-26
Dec 30	Georgetown (@MSG)	L 46-40
Jan 2	Manhattan (@MSG)	L 41-34
Jan 9	Ohio State (@MSG)	L 39-32
Jan 15	North Carolina (@MSG)	W 37-30
Jan 16	Colgate	W 42-27
Jan 30	Brooklyn	W 34-21
Feb 3	St. John's (@MSG)	W 29-21
Feb 10	@Rutgers	W 39-38
Feb 13	Notre Dame (@MSG)	L 52-26
Feb 17	Temple	L 36-33
Feb 20	@Fordham	L 31-19
Feb 26	Villanova	W 37-23
Mar 10	CCNY (@MSG)	W 38-32

Capt: Milton Schulman
Coach: Howard Cann

1937-38 (16-8)

Dec 10	Newark	W 47-30
Dec 13	Seton Hall	W 31-27
Dec 15	Upsala	W 60-34
Dec 17	Brooklyn	W 55-37
Dec 20	Wagner	W 75-21
Dec 23	St. Francis-NY	W 43-34
Dec 29	Minnesota (@MSG)	L 36-31
Jan 5	Georgetown (@MSG)	W 49-41
Jan 8	Manhattan (@MSG)	W 42-37
Jan 12	@Union	W 47-33
Jan 13	@Colgate	W 43-42
Feb 3	@Maryland	W 42-27
Feb 4	@Richmond	L 34-25
Feb 5	@North Carolina	L 57-39
Feb 9	@St. John's (@MSG)	W 40-33
Feb 11	Rutgers	W 49-20
Feb 12	@Temple	L 42-34
Feb 16	Fordham (@MSG)	W 31-24
Feb 19	Villanova	L 30-27
Feb 25	Notre Dame (@MSG)	L 50-38
Mar 2	CCNY (@MSG)	W 39-37
Mar 9	LIU (@MSG)%	W 39-37
Mar 14	Colorado (@MSG)%	L 48-47
Mar 16	Oklahoma State (@MSG)%	L 37-24

% - NIT
Coach: Howard Cann

1938-39 (11-11)

Dec 13	Upsala	W 45-25
Dec 15	Colgate	W 38-31
Dec 20	Panzer	L 43-29
Dec 27	Minnesota (@MSG)	L 39-32
Jan 4	Georgetown (@MSG)	L 27-25
Jan 7	Manhattan (@MSG)	W 46-24
Jan 13	@Baltimore	L 46-35
Jan 14	@St. John's -MD (@Annapolis, MD)	W 47-15
Jan 28	Newark	W 44-27
Feb 1	St. John's (@MSG)	W 40-32
Feb 3	Union	W 63-34
Feb 4	Gettysburg	W 44-36
Feb 11	Notre Dame (@MSG)	L 34-30
Feb 14	Brooklyn	W 44-28
Feb 17	Fordham (@MSG)	W 41-39
Feb 21	St. Francis-NY	L 34-27
Feb 24	@Villanova	L 40-27
Mar 1	Temple (@MSG)	L 49-41
Mar 4	Rutgers	W 49-35
Mar 8	CCNY (@MSG)	L 38-27
Mar 11	@Notre Dame	L 46-42
Mar 13	@Bradley	L 61-52

Capt: Daniel Dowd
Coach: Howard Cann

1939-1940 (18-1)

Dec 11	Upsala	W 60-17
Dec 14	Hofstra	W 70-27
Dec 18	Montclair State	W 65-23
Dec 20	Union	W 71-30
Dec 28	Missouri (@MSG)	W 68-47
Jan 3	Syracuse (@MSG)	W 53-39
Jan 6	Manhattan (@MSG)	W 31-27
Jan 26	Colgate	W 45-36
Jan 27	Newark	W 59-29
Jan 31	St. Francis-NY (MSG)	W 52-33

Feb 3	@Temple	W 39-37
Feb 10	Notre Dame (@MSG)	W 52-43
Feb 13	@Gettysburg	W 50-27
Feb 14	@Penn State	W 35-29
Feb 16	Fordham (@MSG)	W 48-36
Feb 21	St. John's (@MSG)	W 40-38
Feb 24	Rutgers	W 64-33
Feb 28	Georgetown (@MSG)	W 50-27
Mar 5	CCNY (@MSG)	L 36-24

Capt: Robert Lewis
Coach: Howard G. Cann

1940-41 (13-6)

Dec 6	Upsala	W 55-23
Dec 11	Queens	W 47-17
Dec 17	Brooklyn	W 40-39
Dec 19	Montclair State	W 38-20
Dec 21	Syracuse (@MSG)	W 49-42
Dec 28	Minnesota (@MSG)	W 54-51
Jan 3	Illinois Wesleyan	W 55-39
Jan 8	Manhattan (@MSG)	W 54-21
Jan 10	Penn State	L 47-34
Jan 16	@Georgetown	L 36-27
Jan 18	@North Carolina	W 53-49
Feb 5	St. Francis-NY (@MSG)	W 32-27
Feb 14	Notre Dame (@MSG)	L 41-38
Feb 19	Fordham	W 41-35
Feb 22	@Syracuse	L 48-46
Feb 26	St. Johns (@MSG)	L 58-41
Mar 1	@Rutgers	W 78-55
Mar 5	Temple (@MSG)	W 47-46
Mar 10	CCNY (@MSG)	L 47-43

Capt: Ben Auerbach
Coach: Howard Cann

1941-42 (12-7)

Dec 9	Upsala	W 81-26
Dec 12	Montclair State	W 59-28
Dec 15	Queens	W 49-35
Dec 17	Newark	W 55-17
Dec 20	Syracuse (@MSG)	W 34-31
Dec 30	University of Washington (@MSG)	L 72-38
Jan 7	Manhattan (@MSG)	W 53-42
Jan 14	Colgate (@MSG)	W 43-24
Jan 17	@DePaul	W 38-37
Jan 31	Lehigh	W 67-40
Feb 4	St. Francis-NY (@MSG)	W 40-37
Feb 7	@Temple	L 43-40
Feb 14	Notre Dame (@MSG)	L 55-43
Feb 16	Rutgers	W 41-34
Feb 21	Lafayette	W 54-37
Feb 25	St. John's (@MSG)	L 54-53
Feb 28	@Penn State	L 43-35
Mar 4	Fordham (@MSG)	L 54-50
Mar 11	CCNY (@MSG)	L 48-47

Capt: Morton Lazar
Coach: Howard Cann

1942-43 (16-6)

Dec 8	Upsala	W 89-40
Dec 10	Queens	W 59-28
Dec 14	Montclair St.	W 73-42
Dec 16	Newark	W 79-36
Dec 19	Syracuse (@MSG)	W 38-31

Dec 30	Washington State (@MSG)	W 66-55
Jan 6	Penn State (@MSG)	W 49-40
Jan 9	Manhattan (@MSG)	W 64-49
Jan 13	West Virginia (@MSG)	W 52-51
Jan 16	@Temple	W 52-43
Feb 3	St. Francis-NY (@MSG)	W 45-44
Feb 6	@Niagara	L 56-48
Feb 8	@Syracuse	W 55-51
Feb 13	Notre Dame (@MSG)	L 74-43
Feb 17	Temple (@MSG)	W 61-47
Feb 20	@Lehigh	W 77-36
Feb 24	Fordham (@MSG)	L 65-45
Mar 3	St. John's (@MSG)	L 57-53
Mar 6	@Rutgers	W 75-57
Mar 10	CCNY (@MSG)	W 58-41
Mar 24	Georgetown!	L 55-36
Mar 25	Dartmouth (@MSG)!	L 51-49

! - NCAA Tournament
Coach: Howard Cann

1943-44 (7-7)

Dec 18	St. Francis-NY (@MSG)	W 52-30
Dec 28	Pittsburgh (@MSG)	W 54-40
Jan 1	Colgate (@MSG)	L 48-41
Jan 5	Penn State (@MSG)	L 37-36
Jan 8	Connecticut (@MSG)	W 46-45
Jan 22	@Temple	W 45-43
Feb 5	Brooklyn	W 62-40
Feb 8	Rochester (@MSG)	L 44-42
Feb 14	Notre Dame (@MSG)	L 59-53
Feb 19	Colgate (@Buffalo, NY)	L 53-49
Feb 23	St. John's (@MSG)	L 50-40
Feb 26	@Army	L 46-36
Mar 1	Oklahoma (@MSG)	W 53-47
Mar 8	CCNY (@MSG)	W 56-46

Capt: Sam Mele
Coach: Howard Cann

1944-45 (14-7)

Dec 6	Rochester (@MSG)	W 53-39
Dec 13	Oklahoma State (@MSG)	L 44-41
Dec 15	Brooklyn Polytechnic	W 59-24
Dec 22	@Brooklyn	W 57-48
Dec 25	Tennessee (@MSG)	L 50-48
Dec 30	Colgate (@MSG)	W 57-36
Jan 3	Cornell (@MSG)	W 52-30
Jan 6	Connecticut (@MSG)	W 73-45
Jan 9	@Fordham	W 73-45
Jan 13	West Virginia (@Buffalo, NY)	L 41-40
Jan 16	St. Francis-NY (@MSG)	W 78-33
Feb 10	Notre Dame (@MSG)	L 66-60
Feb 17	@Temple	W 64-45
Feb 21	St. John's (@MSG)	L 34-30
Feb 24	@Army	L 54-51
Feb 28	Temple (@MSG)	W 85-54
Mar 7	CCNY (@MSG)	W 75-48
Mar 22	Tufts (@MSG)	W 59-44
Mar 24	Ohio State (@MSG)	W 70-65 (OT)
Mar 27	Oklahoma State (@MSG)	L 49-45
Mar 29	Bowling Green (@MSG)	W 63-61

Capt: None.
Coach: Howard G. Cann

1945-1946 (19-3)

Dec 6	Wagner	W 74-41
Dec 8	Colgate (@MSG)	W 45-43
Dec 15	Arkansas (@MSG)	W 63-62
Dec 18	Brooklyn Polytechnic	W 92-24
Dec 22	Rochester (@MSG)	W 59-51
Dec 27	North Carolina (@MSG)	L 43-41
Jan 1	Colorado (@MSG)	W 66-52
Jan 5	Connecticut (@MSG)	W 61-55 (OT)
Jan 10	@Fordham	W 60-36
Jan 12	Brooklyn (@MSG)	W 63-33
Jan 16	Cornell (@MSG)	W 62-46
Jan 19	@Canisius	W 51-45
Jan 31	@Boston College	W 64-33
Feb 9	Notre Dame (@MSG)	W 62-58
Feb 15	Manhattan	W 61-37
Feb 20	St. John's (@MSG)	W 58-54 (OT)
Feb 23	@Temple	W 59-57
Feb 27	Baylor (@MSG)	W 72-57
Mar 4	St. Francis-NY	W 57-27
Mar 7	CCNY (@MSG)	L 49-44
Mar 21	North Carolina (@MSG)	L 57-49
Mar 23	Harvard (@MSG)	W 67-61

Capt: Frank Mangiapane

Coach: Howard G. Cann

1946-1947 (12-9)

Dec 7	Connecticut (@MSG)	W 67-41
Dec 12	St. Francis-NY (@MSG)	W 50-48
Dec 17	Arkansas (@MSG)	W 67-46
Dec 23	Oregon (@MSG)	L 81-65
Dec 26	Colorado (@MSG)	W 70-59
Dec 30	UCLA (@MSG)	W 66-49
Jan 2	@Rochester	W 61-31
Jan 4	Southern Methodist (@MSG)	W 76-63
Jan 9	Duke (@MSG)	W 64-61 (2OT)
Jan 14	North Carolina (@MSG)	L 50-48
Jan 21	Colgate (@MSG)	W 76-58
Jan 31	Brooklyn (@69th Rgt. Armory)	W 78-39
Feb 3	@North Carolina	W 60-47
Feb 6	@N.C. State	L 47-43
Feb 13	@Canisius	L 61-54
Feb 18	Manhattan (@MSG)	W 67-57
Feb 21	@Temple	L 70-67
Feb 24	Notre Dame (@MSG)	L 64-60
Feb 27	@Fordham	L 65-61
Mar 4	St. John's (@MSG)	L 57-56
Mar 11	CCNY (@MSG)	L 91-60

Capt: Sidney Tanenbaum

Coach: Howard G. Cann

1947-1948 (22-4)

Dec 2	Tulane (@MSG)	W 41-37
Dec 6	St. Francis-NY (@MSG)	W 54-52
Dec 11	Arkansas (@MSG)	W 85-62
Dec 16	Connecticut (@MSG)	W 68-55
Dec 23	Cornell (@MSG)	W 61-48
Dec 27	Missouri (@MSG)	W 70-63
Dec 30	Temple (@MSG)	W 64-41
Jan 1	Colorado (@MSG)	W 59-46
Jan 8	Duke (@MSG)	W 77-56
Jan 13	@Cornell	W 58-53
Jan 15	North Carolina (@MSG)	W 63-34
Jan 20	Colgate (@MSG)	W 64-59
Jan 30	Brooklyn (@69th Rgt. Armory)	W 70-46

Feb 5	@Boston University	W 61-44
Feb 7	@Temple	W 55-54
Feb 14	@Georgetown	W 74-58
Feb 17	Manhattan (@MSG)	W 73-58
Feb 23	St. John's (@MSG)	W 59-54
Feb 27	Rutgers (69th Rgt. Armory)	W 83-66
Mar 1	Notre Dame (@MSG)	L 64-59
Mar 6	Fordham (@69th Rgt. Armory)	W 73-54
Mar 9	CCNY (@MSG)	L 60-57
Mar 13	Texas (@MSG)	W 45-43
Mar 15	De Paul (@MSG)	W 72-59
Mar 17	St. Louis (@MSG)	L 65-52
Mar 27	Baylor (@MSG)	L 59-57

Capt: Ray Lump

Coach: Howard G. Cann

1948-1949 (12-8)

Dec 2	Baylor (@MSG)	W 67-47
Dec 6	Colgate (@MSG)	L 64-63
Dec 11	Georgetown (@MSG)	W 70-59
Dec 16	Texas (@MSG)	L 58-57
Dec 20	Georgia (@MSG)	W 83-72
Dec 23	Colorado (@MSG)	L 68-65
Dec 27	Yale (@MSG)	W 76-67
Jan 1	Connecticut (@MSG)	W 70-51
Jan 6	North Carolina (@MSG)	W 72-48
Jan 13	Syracuse (@MSG)	W 68-45
Feb 4	@Duke	L 73-44
Feb 9	Manhattan (@MSG)	L 59-56
Feb 12	Brooklyn (@69th Rgt. Armory)	W 91-52
Feb 19	Rutgers (@69th Rgt. Armory)	W 82-65
Feb 21	@Temple	W 67-55
Feb 24	St. John's (@MSG)	L 71-64
Feb 28	Notre Dame (@MSG)	L 71-66
Mar 5	Fordham (@69th Rgt. Armory)	W 57-51
Mar 8	CCNY (@MSG)	W 65-52
Mar 12	Bradley (@MSG)	L 89-67

Capt: Joe Dolhon

Coach: Howard G. Cann

1949-1950 (8-11)

Nov 28	@USMMA	W 67-44
Dec 1	Vanderbilt (@MSG)	L 65-59 (OT)
Dec 6	Oregon State (@MSG)	L 49-45
Dec 10	Rutgers (@MSG)	W 73-72 (OT)
Dec 13	Colgate (@MSG)	L 83-78
Dec 17	Holy Cross (@MSG)	L 49-34
Dec 20	California (@MSG)	W 69-50
Dec 29	Yale (@MSG)	W 72-62
Jan 2	Dartmouth (@MSG)	W 87-39
Jan 5	Temple (@MSG)	L 50-45 (OT)
Jan 12	Duke (@MSG)	W 80-64
Feb 4	@Georgetown	L 71-60
Feb 9	Manhattan (@MSG)	L 80-55
Feb 14	@Syracuse	L 61-49
Feb 18	Brooklyn (@69th Rgt. Armory)	W 74-62
Feb 21	St. John's (@MSG)	L 66-60
Feb 27	Notre Dame (@MSG)	W 66-63
Mar 4	Fordham (@69th Rgt. Armory)	L 74-52
Mar 7	CCNY (@MSG)	L 64-61

Capt: Joel Kaufman

Coach: Howard G. Cann

1950-1951 (12-4)

Dec 5	Oregon State (@MSG)	W 75-65
Dec 12	Colgate (@MSG)	L 79-74
Dec 19	Yale (@MSG)	W 82-64
Dec 23	Vanderbilt (@MSG)	W 87-56
Dec 26	Stanford (@MSG)	W 84-70
Jan 1	Cornell (@MSG)	L 59-56
Jan 4	North Carolina (@MSG)	W 66-60
Jan 9	West Virginia (@MSG)	W 76-54
Jan 30	St. Francis-NY	W 69-58
Feb 3	@Duke	W 79-73
Feb 6	Manhattan (@MSG)	L 65-56
Feb 10	@Temple	W 76-69
Feb 17	Brooklyn (69th Rgt. Armory)	W 67-52
Feb 20	St. John's (@MSG)	L 61-52
Feb 20	Notre Dame (@MSG)	W 87-72
Mar 3	Fordham (69th Rgt. Armory)	W 61-60

Capt: Abe Becker

Coach: Howard G. Cann

1951-1952 (17-8)

Nov 20	N.Y. State Maritime	W 72-47
Nov 26	Fairleigh Dickinson	W 82-69
Nov 28	Rutgers-Newark	W 81-39
Dec 1	William & Mary (@MSG)	W 85-70
Dec 5	@St. Francis-NY	W 59-58
Dec 8	Temple (@MSG)	W 87-63
Dec 11	@Yale	W 68-67
Dec 13	Colgate (@MSG)	W 78-66
Dec 15	@Cornell	W 58-52
Dec 20	Holy Cross (@MSG)	W 87-78
Dec 22	Oklahoma (@MSG)	W 78-55
Dec 27	Arizona (@MSG)	W 103-76
Jan 3	West Virginia (@MSG)	L 100-75
Jan 5	Lafayette (@MSG)	W 59-49
Jan 10	Duke (@MSG)	L 74-72
Jan 15	St. Louis (@MSG)	L 75-66
Feb 7	Syracuse (@MSG)	W 95-78
Feb 14	Niagara (@MSG)	W 67-56
Feb 21	Manhattan (@MSG)	L 74-66 (OT)
Feb 25	Notre Dame (@MSG)	L 75-74 (OT)
Feb 28	St. John's (@MSG)	L 78-75
Mar 1	Fordham (@69th Rgt. Armory)	L 59-57
Mar 4	CCNY	W 84-47
Mar 8	Dayton (@MSG)	L 81-66
Mar 28	@Fordham	W 68-57

Capt: Mel Seeman

Coach: Howard G. Cann

1952-1953 (9-11)

Nov 26	St. Peter's	W 75-71
Dec 1	@Rutgers-Newark	W 81-49
Dec 6	Boston College (@MSG)	W 80-71
Dec 13	Lafayette (@MSG)	W 91-81
Dec 16	@Yale	W 87-72
Dec 18	Temple (@MSG)	L 77-68
Dec 23	Seattle (@MSG)	L 102-101
Dec 27	Utah State (@MSG)	L 67-61
Dec 29	St. John's (@MSG)	W 77-63
Dec 30	La Salle (@MSG)	L 80-63
Jan 3	West Virginia (@MSG)	W 78-75
Jan 6	Notre Dame (@MSG)	L 78-77
Jan 13	Dayton (@MSG)	L 82-75
Feb 5	@Duke	L 89-82
Feb 7	@North Carolina	W 82-78

Feb 12	Manhattan (@MSG)	L 68-55
Feb 19	St. Louis (@MSG)	L 98-78
Feb 21	@Fordham	L 78-62
Feb 26	St. John's (@MSG)	L 66-61
Mar 4	CCNY	W 82-68

Capt: Mark Solomon

Coach: Howard G. Cann

1953-1954 (9-9)

Dec 2	N.Y. State Maritime (@Ft. Schyuler)	W 79-59
Dec 4	American	W 83-68
Dec 12	Syracuse (@MSG)	W 78-73
Dec 19	Holy Cross (@MSG)	L 78-66
Dec 22	Utah State (@MSG)	W 86-67
Dec 26	Duquesne (@MSG)	L 75-49
Dec 28	Manhattan (@MSG)	L 80-64
Jan 2	Miami-Ohio (@MSG)	W 82-79
Jan 4	@Fordham	L 87-60
Jan 9	@Notre Dame	L 99-64
Jan 12	Georgetown (@MSG)	L 75-67
Feb 4	@West Virginia	L 92-80
Feb 6	@Pittsburgh	W 91-77
Feb 11	Manhattan (@MSG)	W 75-63
Feb 18	Niagara (@MSG)	L 72-54
Feb 20	@Army	W 71-67
Feb 25	St. John's (@MSG)	L 66-62
Mar 4	CCNY (@Fordham)	W 59-38

Capt: Ted Elsberg

Coach: Howard G. Cann

1954-1955 (7-13)

Dec 2	N.Y. State Maritime	W 75-65
Dec 11	Boston College (@MSG)	W 80-63
Dec 15	American	W 82-59
Dec 18	Pittsburgh (@MSG)	L 96-76
Dec 27	@Furman	L 93-85
Dec 29	@Miami-FL	W 74-67
Dec 30	@Rollins	L 87-79
Jan 4	West Virginia (@MSG)	W 87-79
Jan 8	Notre Dame (@MSG)	L 93-74
Jan 11	@Georgetown	L 71-67
Jan 15	@Army	L 63-59
Feb 5	Bucknell	W 82-65
Feb 10	St. Louis (@MSG)	L 87-66
Feb 12	@Holy Cross	L 85-59
Feb 17	Manhattan (@MSG)	L 78-61
Feb 19	@Lafayette	L 99-71
Feb 21	@USMMA	L 87-66
Feb 24	St. John's (@MSG)	L 66-50
Feb 26	Fordham (@69th Rgt. Armory)	L 67-56
Mar 3	CCNY (@Fordham)	W 56-54

Co-Capt: Dom DeBonis, Joe Scarpinato

Coach: Howard G. Cann

Asst Coach: Ray Lump

1955-1956 (10-8)

Dec 1	N.Y. State Maritime (@Ft. Schyuler)	W 91-51
Dec 8	Georgetown (@MSG)	W 74-69
Dec 12	USMMA	W 95-78
Dec 17	Holy Cross (@MSG)	L 85-50
Dec 22	Connecticut (@MSG)	L 90-82
Dec 28	Tulane#	L 80-72
Dec 29	Yale#	L 71-70
Dec 30	Florida State#	L 85-83

Jan 5	Hartwick	W 88-78
Jan 7	Colgate (@MSG)	L 86-69
Jan 14	@Rutgers	W 93-91 (3OT)
Feb 2	Manhattan (@MSG)	L 82-70
Feb 9	Furman (@MSG)	W 100-85
Feb 15	Adelphi	W 84-55
Feb 18	Fordham (69th Rgt. Armory)	W 62-56
Feb 22	CCNY (@Fordham)	W 78-65
Feb 25	@Army	W 81-69
Mar 1	St. John's (@MSG)	L 75-66

- Orange Bowl Tournament (Miami, FL)

Capt: None

Head Coach: Howard G. Cann

Assistant Coach: Ray Lumpp

1956-1957 (8-13)

Dec 6	Roanoke	W 97-52
Dec 8	Lafayette (@MSG)	L 88-79
Dec 13	Georgetown (@MSG)	L 76-73
Dec 20	North Carolina (@MSG)	L 64-59
Dec 25	Villanova (@MSG)	W 73-66
Dec 26	Notre Dame (@MSG)	L 72-71
Dec 28	Temple (@MSG)	L 73-61
Jan 5	Brandeis (@MSG)	L 94-88
Jan 8	Fairleigh Dickinson	W 90-81
Jan 12	Muhlenberg (@MSG)	L 82-69
Jan 30	Rutgers	W 86-55
Feb 2	@Syracuse	L 94-90
Feb 4	@Colgate	L 85-58
Feb 7	West Virginia (@MSG)	L 83-77
Feb 14	Manhattan (@MSG)	L 93-78
Feb 16	Boston College (@69th Rgt. Armory)	W 94-68
Feb 20	@Fordham	W 74-70
Feb 23	@Army	L 75-71
Mar 2	@Holy Cross	L 88-78
Mar 5	CCNY (@Fordham)	W 53-48
Mar 7	St. John's (@MSG)	W 67-55

Co-Capt: Tom DeLuca, Art Tierney

Head Coach: Howard G. Cann

Asst Coach: Ray Lumpp

1957-1958 (10-11)

Dec 4	Roanoke	W 84-64
Dec 7	Syracuse (@MSG)	L 73-53
Dec 14	Lafayette (@MSG)	L 71-63
Dec 19	South Carolina (@MSG)	W 81-66
Dec 26	California (@MSG)	L 96-65
Dec 28	Connecticut (@MSG)	L 74-68
Dec 30	Manhattan (@MSG)	L 106-81
Jan 4	Duke (@MSG)	L 67-60
Jan 7	Hunter	W 92-78
Jan 11	Navy (@MSG)	W 87-76
Jan 28	Fairleigh Dickinson	W 86-78
Jan 29	@Fordham	W 80-73
Feb 6	Holy Cross (@MSG)	L 79-74
Feb 8	Boston University	W 72-66
Feb 15	@Army	W 91-88
Feb 20	Notre Dame (@MSG)	L 93-77
Feb 22	@Georgetown	L 91-73
Feb 25	@Rutgers	W 88-73
Feb 27	Manhattan (@MSG)	L 95-77
Mar 4	CCNY (@Fordham)	W 61-53
Mar 6	St. John's (@MSG)	L 71-58

Co-Capt: Bob Brown, Dan Cnapp

Head Coach: Howard G. Cann (35th and FINAL season)

Asst. Coach: Ray Lumpp

Mgr: Sheldon Katz

1958-1959 (15-8)

Dec 4	Cincinnati (@MSG)	L 88-67
Dec 6	@Columbia	W 93-70
Dec 11	Boston College (@MSG)	W 81-70
Dec 18	@Marquette	L 70-59
Dec 20	@Illinois	L 83-78
Dec 29	Miami-Ohio#	L 75-55
Dec 30	Tulane#	W 77-47
Jan 3	St. Louis (@MSG)	L 78-62
Jan 10	Boston University (@MSG)	W 80-56
Jan 31	@Holy Cross	W 64-62
Feb 2	@Boston University	W 55-54
Feb 5	Manhattan (@MSG)	L 63-58
Feb 7	Hunter	W 94-57
Feb 12	West Virginia (@MSG)	W 72-70 (OT)
Feb 14	@Army	W 80-66
Feb 19	Villanova (@MSG)	W 78-60
Feb 28	Fordham (69th Rgt. Armory)	W 69-59
Mar 2	CCNY	W 80-66
Mar 5	St. John's (@MSG)	L 57-55
Mar 16	Denver% (@MSG)	W 90-81
Mar 18	Oklahoma City% (@MSG)	W 63-48
Mar 20	Bradley% (@MSG)	L 59-57
Mar 22	Providence% (@MSG)	W 71-57

% - NIT

- Orange Bowl Tournament (Miami, FL)

Capt: Cal Ramsey

Head Coach: Lou Rossini

Asst. Coach: Jack Rohan

Mgr: Barry Blazer

1959-1960 (22-5, NCAA Final Four)

Dec 3	Marquette (@MSG)	W 70-69
Dec 5	@Georgetown	W 70-48
Dec 9	@Rutgers	W 82-56
Dec 12	Lafayette (@MSG)	W 87-59
Dec 19	Denver (@MSG)	W 91-68
Dec 26	Dartmouth (@MSG)	W 78-68
Dec 28	Iowa (@MSG)	L 80-75
Dec 30	St. Joseph's (@MSG)	L 78-65
Jan 6	Fairleigh Dickinson	W 82-44
Jan 9	Navy (@MSG)	W 69-61
Jan 16	@Army	W 60-50
Feb 2	Duquesne (@Westchester, NY)	W 67-58
Feb 6	@Pittsburgh	W 77-66
Feb 8	@West Virginia	L 98-69
Feb 11	Manhattan (@MSG)	W 75-54
Feb 13	@Villanova	W 62-50
Feb 18	Holy Cross (@MSG)	W 74-60
Feb 20	Boston University	W 74-66
Feb 25	Temple (@MSG)	W 76-70
Feb 27	@Fordham	W 80-60
Feb 29	@CCNY	W 72-54
Mar 3	St. John's (@MSG)	W 74-67
Mar 8	Connecticut! (@MSG)	W 78-59
Mar 11	West Virginia! (@Charlotte, NC)	W 82-81 (OT)
Mar 12	Duke! (@Charlotte, NC)	W 74-59
Mar 18	Ohio State! (@San Francisco, CA)	L 76-54
Mar 19	Cincinnati! (@San Francisco, CA)	L 95-71

! - NCAA Tournament

Capt: Tom Sanders

Head Coach: Lou Rossini

Asst. Coach: Jack Rohan

1960-1961 (12-11)

Dec 1	Toronto	W 105-54
Dec 9	Utah State	L 67-65
Dec 9	Southern California	L 86-68
Dec 10	UCLA	L 93-69
Dec 16	Holy Cross	W 79-65
Dec 22	Long Island	W 64-62
Dec 27	Tulsa	W 70-61
Dec 28	Baylor	L 58-50
Dec 30	Utah State	L 57-54
Jan 3	Iona	W 100-77
Jan 6	St. Joseph's-PA	L 71-64
Jan 11	Temple	W 70-67
Jan 14	Fairleigh Dickinson	W 81-63
Feb 4	Colgate	L 80-75
Feb 9	West Virginia	L 75-60
Feb 11	Duquesne	L 76-67
Feb 16	Manhattan	W 71-65
Feb 18	Fordham	W 81-66
Feb 23	Wake Forest	W 70-61
Feb 25	Yeshiva	W 108-68
Mar 2	Georgetown	L 92-69
Mar 4	Boston University	W 69-53
Mar 8	St. John's	L 76-69

1961-1962 (20-5)

Dec 2	Virginia Tech (@MSG)	W 73-70
Dec 8	Denver (@MSG)	W 83-69
Dec 9	Toronto	W 103-49
Dec 13	@Iona	W 78-65
Dec 15	Syracuse (@MSG)	W 122-59
Dec 18	@Notre Dame	W 81-73
Dec 26	Dayton (@MSG)	L 75-67
Dec 28	Providence (@MSG)	W 73-61
Dec 30	St. John's (@MSG)	L 77-57
Jan 6	@St. Joseph's-PA	L 59-55
Jan 10	Fairleigh Dickinson	W 80-72
Feb 2	Mount St. Mary	W 77-59
Feb 8	Temple (@MSG)	W 78-73 (OT)
Feb 10	@Army	W 69-61
Feb 15	West Virginia (@MSG)	W 85-75
Feb 17	@Georgetown	W 76-67
Feb 22	Holy Cross (@MSG)	W 84-80
Feb 24	St. Francis-NY	W 69-64
Mar 1	Manhattan (@MSG)	W 88-73
Mar 3	Boston University	W 91-69
Mar 8	Fordham (@MSG)	W 67-63
Mar 10	@St. John's	L 70-58
Mar 12	Massachusetts! (@Philadelphia, PA)	W 70-50
Mar 16	Villanova! (@College Park, MD)	L 79-76
Mar 17	St. Joseph's-PA! (@College Park, MD)	W 94-85

! - NCAA Tournament

Capt: Al Filardi

Head Coach: Lou Rossini

Asst. Coach: Art Loche

Mgr: Bob Shapiro

1962-1963 (18-5)

Dec 7	Georgetown (@MSG)	W 85-65
Dec 8	Toronto	W 104-57
Dec 14	St. Joseph's-PA (@MSG)	L 74-64
Dec 18	@Lafayette	W 67-59
Dec 26	Duquesne (@MSG)	W 71-66
Dec 28	Illinois (@MSG)	L 91-84
Dec 29	St. Bonaventure (@MSG)	W 90-81

Jan 3	Iona (@MSG)	W 70-60
Jan 5	@Army	W 82-68
Jan 8	Acadia	W 57-41
Jan 12	@Boston University	W 67-58
Feb 2	Fairleigh Dickinson	W 70-62
Feb 7	Furman (@MSG)	W 108-82
Feb 12	@Temple	W 77-59
Feb 14	Holy Cross (@MSG)	W 102-71
Feb 21	Notre Dame (@MSG)	W 80-79
Feb 23	St. Francis-NY (@69th Rgt. Armory)	W 72-62
Feb 28	Manhattan (@MSG)	W 78-72
Mar 2	@Fordham	L 71-68
Mar 7	St. John's (@MSG)	W 56-47
Mar 11	Pittsburgh! (@Philadelphia, PA)	W 93-83
Mar 15	Duke! (@College Park, MD)	L 81-76
Mar 16	West Virginia! (@College Park, MD)	L 83-73

! - NCAA Tournament

Capt: Bob Williams

Head Coach: Lou Rossini

Asst. Coaches: Art Loche, Don Newbury

Mgr: Arnold Bergen

1963-1964 (17-10)

Cornell	W 82-65
Tulsa	W 99-76
Northwestern	W 75-66
Toledo	L 87-74
Fairleigh Dickinson	W 67-58
Wagner	L 77-76
Michigan#	L 83-74
Yale#	W 96-82
Southern California#	W 70-69
St. Joseph's-PA	L 82-76
Santa Clara	W 79-64
Army	W 86-66
Holy Cross	W 103-83
Brandeis	W 88-45
North Carolina	W 69-68
Georgetown	L 79-72
Memphis State	W 95-71
St. Francis-NY	W 70-64
Creighton	L 88-86
Iona	W 81-61
Rider	L 66-63
Fordham	W 74-69
St. John's	L 71-51
Syracuse%	W 77-68
DePaul%	W 79-66
New Mexico%	L 72-65
Army%	L 60-59

% - NIT

- Los Angeles Basketball Classic

Head Coach: Lou Rossini

1964-1965 (17-9)

Catholic	W 90-42
Boston College	L 102-84
Penn State	W 82-73
Fairleigh Dickinson	W 75-60
Illinois#	L 102-79
Holy Cross#	W 87-76
Pennsylvania#	W 70-66 (OT)
St. Peter's	W 101-79
Davidson	L 82-73
Long Island	W 91-63

Iona	W 62-60 (OT)	Jan 28	Fairleigh Dickinson	W 92-75
Temple	L 77-68	Feb 2	Rutgers	L 68-57
Boston University	W 99-69	Feb 4	Tulane	L 87-86
North Carolina	L 100-78	Feb 8	St. Peter's	L 69-68
Holy Cross	W 84-73	Feb 9	Georgetown	W 83-77
St. Francis-NY	W 88-68	Feb 11	Holy Cross	L 92-85
Georgetown	W 78-73	Feb 13	Catholic	W 64-59
Army	L 70-62	Feb 15	Manhattan	W 76-63
Notre Dame	W 60-54	Feb 18	Army	L 68-55
Fordham	L 58-52	Feb 23	Notre Dame	L 79-66
Wagner	W 79-68	Feb 25	Temple	L 77-61
St. John's	W 70-66	Feb 27	Long Island	W 90-81
Bradley %	W 71-70	Mar 2	St. John's	L 55-51
Detroit%	W 87-76	Mar 4	Fordham	L 65-55
Villanova%	L 91-69			
Army%	L 75-74			

@ - New Mexico Lobo Invitational
Head Coach: Lou Rossini

% - NIT

- Quaker City Classic (Philadelphia, PA)

Head Coach: Lou Rossini

1965-1966 (18-10)

Seton Hall	W 85-84
Catholic	W 87-69
Niagara	W 103-63
Army	L 76-68
South Carolina	W 83-66
Wagner	W 98-65
St. Peter's	W 110-74
Providence#	L 79-76
Georgetown#	L 88-87
West Virginia	W 104-93
Boston College	L 88-75
Iona	W 72-58
Hofstra	L 77-75
Fairleigh Dickinson	W 108-76
Temple	L 81-69
Georgetown	L 104-73
North Carolina	W 83-78
Davidson	L 75-59
Notre Dame	W 102-78
St. Francis-NY	W 100-75
Manhattan	W 59-53
Long Island	L 65-63
Fordham	W 82-70
St. John's	W 67-58
DePaul%	W 68-65
Wichita State%	W 90-84 (OT)
Villanova#	W 69-63
Brigham Young#	L 97-84

% - NIT

- Holiday Festival

1966-1967 (10-16)

Dec 3	Seton Hall	W 77-60
Dec 9	Marquette	L 79-63
Dec 15	Denver	W 76-60
Dec 17	North Carolina	L 95-58
Dec 29	Colorado State#	L 55-53
Dec 30	Texas A&M#	W 79-67
Jan 3	Wagner	W 100-74
Jan 5	Virginia	L 91-84
Jan 7	Niagara	L 76-68
Jan 9	Hofstra	W 81-61
Jan 11	St. Francis-NY	L 95-90
Jan 14	Iona	L 72-58

1967-1968 (8-16)

Dec 2	Seton Hall	L 96-73
Dec 5	Hunter	W 92-76
Dec 7	Texas	W 75-67
Dec 9	Columbia	L 80-64
Dec 14	Temple	L 74-65
Dec 16	Virginia#	L 90-83
Dec 18	Virginia Tech#	L 75-59
Dec 21	Fairleigh Dickinson	W 68-67
Dec 27	Santa Clara^	W 93-88 (OT)
Dec 28	Miami-FL^	L 102-91
Jan 4	Princeton	L 78-62
Jan 6	Colgate	L 84-71
Jan 13	Wagner	L 80-78 (OT)
Feb 1	Army	L 75-51
Feb 3	Iona	L 79-61
Feb 8	Manhattan	W 76-63
Feb 10	CCNY	W 82-62
Feb 15	Tulane	L 71-60
Feb 17	Vermont	W 93-78
Feb 22	Notre Dame	L 70-67
Feb 24	Georgetown	L 80-69
Feb 29	Fordham	L 79-73
Mar 2	St. John's	L 77-58
Mar 7	Rutgers	W 56-49

- Virginia Tech Tournament

^ - University of Miami Hurricane Classic

Head Coach: Lou Rossini

1968-1969 (12-9)

Nov 30	Lehman	W 80-58
Dec 5	N.C. State	L 61-49
Dec 7	Columbia	L 69-68
Dec 10	CCNY	W 64-58
Dec 14	Temple	L 80-62
Dec 16	Fairleigh Dickinson	W 88-47
Dec 18	Princeton	L 88-76
Dec 27	Furman#	W 95-63
Dec 28	The Citadel#	W 87-62
Jan 8	Wagner	W 117-87
Jan 11	Colgate	W 85-76
Jan 30	Lafayette	W 80-65
Feb 1	Navy	W 85-81 (2OT)
Feb 6	Manhattan	W 92-91
Feb 11	Lehigh	W 87-70
Feb 13	Georgetown	W 87-67
Feb 20	Notre Dame	L 98-88

Feb 22	Army	L 71-64
Feb 27	St. John's	L 75-64
Mar 1	Fordham	L 71-63
Mar 6	Rutgers	L 77-74

- Poinsettia Classic
Head Coach: Lou Rossini

1969-1970 (12-12)

Dec 1	Lehman	W 103-63
Dec 4	Princeton	L 77-60
Dec 6	Columbia	L 71-59
Dec 9	CCNY	W 84-47
Dec 11	Temple	W 64-62
Dec 13	Adelphi	W 92-49
Dec 16	Fairleigh Dickinson	W 79-54
Dec 19	Xavier-OH	L 75-68
Dec 20	Marshall	L 94-93
Dec 27	St. Bonaventure	L 107-60
Dec 29	Cincinnati	L 91-67
Jan 7	Wagner	W 85-57
Jan 29	Lafayette	W 75-72
Jan 31	Army	W 62-59
Feb 5	Manhattan	L 68-60
Feb 7	Bucknell	W 59-58
Feb 10	Lehigh	W 89-72
Feb 12	Georgetown	L 94-72
Feb 19	Notre Dame	L 77-65
Feb 21	Navy	L 70-62
Feb 26	Fordham	W 70-66
Feb 28	St. John's	L 64-53
Mar 5	Rutgers	L 70-66
Mar 10	Colgate	W 95-75

Head Coach: Lou Rossini

1970-1971 (5-20)

Dec 3	Fairleigh Dickinson	W 53-51
Dec 5	Columbia	L 80-65
Dec 8	CCNY	W 81-69
Dec 10	Pennsylvania	L 91-62
Dec 12	Rutgers	L 91-69
Dec 14	Princeton	L 78-68
Dec 18	Utah	L 103-67
Dec 19	Navy	L 73-72 (OT)
Dec 22	Pepperdine	L 86-84 (OT)
Dec 26	Hawaii	L 101-63
Dec 29	St. Louis	L 81-68
Jan 6	Wagner	W 91-71
Jan 27	Lafayette	L 80-65
Jan 30	Navy	L 57-50
Feb 4	Manhattan	L 77-73
Feb 6	Bucknell	W 63-52
Feb 11	Georgetown	L 91-80
Feb 13	Temple	L 90-65
Feb 20	Army	L 83-51
Feb 23	Notre Dame	L 106-68
Feb 27	Fordham	L 102-87
Mar 3	Boston University	W 86-79
Mar 6	Lehigh	L 76-72
Mar 9	Colgate	L 85-77
Mar 11	St. John's	L 85-74

Head Coach: Lou Rossini

1983-1984 (17-9)

Nov 26	CCNY	W 67-52
Nov 30	Skidmore	W 76-71
Dec 9	Purchase#	W 85-74
Dec 10	Alfred#	W 74-70
Dec 14	USMMA	W 63-52
Dec 19	Yeshiva	W 60-34
Dec 27	SUNY Oneonta%	L 76-68
Dec 28	Yeshiva%	W 83-58
Dec 30	Muhlenberg	L 69-50
Jan 2	Eastern ^	L 58-51
Jan 3	Mount Union^	W 55-52
Jan 7	Columbia	L 71-55
Jan 18	Polytechnic	W 89-29
Jan 20	WPI	L 73-62
Jan 21	RPI	W 61-59
Jan 24	King's	W 57-40
Jan 28	Babson	W 78-65
Jan 30	Harvard	L 79-52
Feb 3	Pratt	W 86-59
Feb 8	Widener	L 63-48
Feb 11	St. Joseph's-ME	L 74-62
Feb 15	Stevens Tech	W 59-49
Feb 20	Upsala	L 67-53
Feb 23	NY Maritime	W 71-57
Feb 25	Manhattanville	W 50-49
Feb 29	Vassar	W 77-51

- Alfred University Classic
% - Hunter College Classic (held at NYU due to construction issues)
^ - Franklin and Marshall Tournament

1984-1985 (15-10)

Nov 23	Case Western#	L 65-59
Nov 24	Haverford#	W 67-44
Nov 28	Skidmore	L 65-61
Nov 29	Rose-Hulman	W 70-65
Dec 1	Allegheny%	W 77-75(OT)
Dec 2	Kenyon%	W 69-64
Dec 7	Muhlenberg	L 68-44
Dec 12	Princeton	L 51-34
Dec 15	WPI	W 61-59
Dec 19	Yeshiva	W 66-39
Dec 28	Tufts^	L 80-68
Dec 29	Ursinus^	W 73-59
Jan 5	Rochester	W 67-58
Jan 7	Buffalo State	L 67-58
Jan 12	Widener	L 54-48
Jan 29	Babson	L 58-55
Feb 2	Lehman	W 67-56
Feb 6	Vassar	W 86-57
Feb 9	King's	W 60-53
Feb 14	Stevens Tech	W 68-54
Feb 16	USMMA	L 66-51
Feb 18	Polytechnic	W 76-54
Feb 21	Johnson State	W 80-54
Feb 23	RPI	W 66-59
Feb 27	CCNY	L 62-56

- Inceptor Tournament
% - Tip Off Tournament
^ - Staten Island Christmas Tournament

1985-1986 (21-6)

Nov 22	Kenyon#	W 68-64
Nov 23	Muhlenberg#	L 74-59
Nov 30	Babson	W 93-76
Dec 3	Columbia	L 66-56
Dec 6	Coast Guard%	W 63-60
Dec 7	Connecticut College%	W 63-54
Dec 9	Vassar	W 79-57
Dec 14	Allegheny	W 76-67
Dec 16	Catholic	W 74-72
Dec 18	Yeshiva	W 88-71
Dec 27	Johns Hopkins^	W 96-82
Dec 28	Brandeis^	W 98-82
Jan 3	Wesleyan&	W 86-69
Jan 4	Williams&	W 91-80
Jan 11	CCNY	W 92-78
Jan 13	Widener	W 53-50
Jan 18	Lehman	W 70-66
Feb 1	King's	W 103-69
Feb 6	Clark	W 65-64
Feb 8	RPI	W 74-69
Feb 12	Upsala	W 64-62
Feb 15	WPI	L 71-67
Feb 19	USMMA	L 75-72
Feb 22	MIT	W 107-66
Feb 25	Skidmore	W 72-60
Feb 28	SUNY Potsdam!	L 83-67
Mar 1	Nazareth!	L 87-73

- Scotty Wood Tournament

% - Whaling City Tournament

^ - Chase Manhattan NYU Holiday Tournament

& - Union College Tournament

! - NCAA Eastern Regional

1986-1987 (17-11)

Dec 5	Emory	W 112-74
Dec 6	RPI	W 81-70
Dec 8	Vassar	W 98-66
Dec 13	WPI	W 86-62
Dec 17	Yeshiva	W 105-62
Dec 20	Staten Island	L 92-89 (2OT)
Dec 27	Hobart^	W 96-70
Dec 28	Chicago^	W 70-57
Jan 3	John Jay	W 94-65
Jan 6	@Stony Brook	L 88-69
Jan 10	@CCNY	W 85-71
Jan 13	@Hunter	W 100-87
Jan 15	@Widener	L 65-64 (2OT)
Jan 17	York (NY)	L 83-71
Jan 31	@King's	W 75-64
Feb 2	Catholic	L 84-74
Feb 5	@Clark	L 98-69
Feb 11	Western Connecticut St.	L 63-62
Feb 14	Brandeis	W 94-75
Feb 16	@Columbia	L 78-64
Feb 18	@USMMA	W 68-52
Feb 21	MIT	W 65-46
Feb 24	Skidmore	W 78-62
Feb 26	@Upsala	L 89-77
Feb 27	@St. Mary's-MD#	W 72-67
Feb 28	Philadelphia Pharmacy# Manhattanville+	L 75-73 W 110-82
Mar 11	@William Paterson+	L 92-79

^ - Chase Manhattan NYU Holiday Tournament

- St. Mary's College of Maryland Tournament

+- ECAC Metropolitan Championships

1987-1988 (15-11, 6-5 UAA)

Nov 28	@Emory*	W 81-76
Dec 2	Hunter	L 64-62
Dec 4	Carnegie Mellon*	W 68-65
Dec 7	@Vassar	W 89-69
Dec 11	Case Western Reserve*	W 79-70
Dec 15	@Yeshiva	W 91-43
Dec 19	@Staten Island	L 102-101(2OT)
Dec 28	St. Norbert#	W 65-63
Dec 29	Catholic#	W 80-70
Jan 2	Stony Brook	L 67-60
Jan 5	@John Jay	W 101-68
Jan 7	CCNY	W 76-72
Jan 9	Washington*	W 75-64
Jan 15	Emory*	L 82-79
Jan 30	Rochester*	L 82-74
Feb 2	@King's	W 96-78
Feb 5	@Chicago*	W 68-61
Feb 6	@Washington*	L 73-67
Feb 10	@Western Connecticut State	L 77-74
Feb 12	@Rochester*	L 78-76
Feb 13	@Brandeis*	L 88-74
Feb 20	Chicago*	W 85-71
Feb 24	Columbia (@MSG)	L 70-56
Feb 26	Union&	L 108-99
Feb 27	Mary Washington&	W 91-90
Feb 28	St. Mary's-MD&	89-73

* - UAA Game

- Chase Manhattan NYU Holiday Tournament

% - Catholic University Tournament

1988-1989 (16-12, 5-8 UAA)

Nov 22	@Hunter	W 82-75
Nov 26	Emory*	L 82-72
Dec 3	@Carnegie Mellon*	W 91-78
Dec 5	Vassar	W 112-77
Dec 8	Case Western Reserve*	W 88-70
Dec 13	@Columbia	L 72-70
Dec 27	Colorado College#	W 75-46
Dec 28	Hobart#	W 80-73
Jan 2	York-NY	W 70-64
Jan 6	@Chicago*	W 70-67
Jan 7	@Washington*	L 79-57
Jan 9	Carnegie Mellon*	W 88-76
Jan 14	@Johns Hopkins*	L 77-74
Jan 17	@CCNY	W 99-91
Jan 20	Rochester*	L 67-65
Jan 21	Brandeis*	L 97-70
Jan 27	@Emory*	L 90-75
Jan 31	@King's	L 74-57
Feb 4	John Jay	W 73-69
Feb 7	Western Connecticut St.	L 66-63
Feb 8	Yeshiva	W 86-65
Feb 10	@Rochester*	L 82-69
Feb 11	@Brandeis*	W 84-59
Feb 15	USMMA	W 88-74
Feb 17	Chicago*	W 89-67
Feb 19	Washington*	L 61-60
Mar 4	Upsala+	W 85-76
Mar 9	Kean+	L 116-78

* - UAA Game

- NYU Invitational Tournament

+ - ECAC Tournament

1989-1990 (16-11, 7-7 UAA)

Nov 17	Emory#	L 92-69
Nov 18	Lane#	W 84-71
Nov 21	Hunter	W 81-79
Nov 25	Bates	W 93-80
Dec 3	Carnegie Mellon*	W 100-78
Dec 5	@Vassar	W 78-56
Dec 7	@Case Western Reserve	W 90-87 (OT)
Dec 12	Baruch	W 64-52
Dec 16	@John Jay	W 85-84(OT)
Dec 27	Ursinus%	W 77-75
Dec 28	Allegheny%	L 85-81
Jan 5	Chicago*	L 76-74
Jan 7	Washington*	L 70-66
Jan 9	@Rochester*	L 70-55
Jan 13	Johns Hopkins* (@MSG)	L 73-69
Jan 16	CCNY	W 89-76
Jan 20	@Brandeis* (@Boston Garden)	W 81-65
Jan 26	Emory*	L 94-91(2OT)
Jan 30	King's	L 88-76
Feb 3	@Carnegie Mellon*	W 71-61
Feb 7	@Yeshiva	W 84-75
Feb 9	Brandeis*	W 79-60
Feb 11	Rochester*	W 60-57
Feb 13	@USMMA	L 79-65
Feb 16	@Washington*	L 74-58
Feb 18	@Chicago*	W 100-98 (2OT)
Mar 3	@Glassboro State+	L 99-61

* - UAA Game

- Emory Co-Ed Classic

% - NYU Invitational Tournament

+- ECAC Metro Tournament, Glassboro, NJ

1990-1991 (16-10, 8-6 UAA)

Nov 17	Salve Regina#	W 52-49
Nov 18	Wheaton#	L 69-67
Nov 24	Emory*	W 93-79
Nov 27	York-NY	W 70-60
Nov 30	@Carnegie Mellon*	81-73 (OT)
Dec 5	Vassar	W 89-72
Dec 8	Lehman	W 94-61
Dec 13	Mount St. Vincent	W 100-96
Dec 28	Case Western Reserve %*	W 96-74
Dec 29	Coker%	L 62-54
Jan 4	@Washington*	L 74-60
Jan 6	@Chicago*	W 88-74
Jan 9	CCNY	W 82-69
Jan 12	@Johns Hopkins*	L 68-64
Jan 14	@Baruch	L 92-84
Jan 18	Brandeis*	W 76-73
Jan 22	Rochester*	W 82-69
Jan 25	@Emory*	L 85-76
Feb 1	Carnegie Mellon*	W 102-66
Feb 4	John Jay	W 91-78
Feb 6	Yeshiva	W 76-56
Feb 8	@Rochester*	L 65-50
Feb 10	@Brandeis*	L 89-87
Feb 15	Washington*	L 74-67
Feb 17	Chicago*	W 82-58
Mar 2	Jersey City State+	L 88-65

* - UAA Game

- Wheaton College Tip-Off Tourney

% - VTS-NYU Holiday Tournament

%- ECAC Metro Tournament

1991-1992 (22-5, 10-4 UAA)

Nov 23	Haverford#	W 98-82
Nov 24	Catholic#	W 97-72
Nov 29	Case Western Reserve*	W 82-78 (OT)
Dec 1	Binghamton	W 78-65
Dec 3	@Johns Hopkins*	L 57-48
Dec 6	@Carnegie Mellon*	W 93-86
Dec 8	Brandeis*	W 89-76
Dec 11	Staten Island	W 58-56
Jan 4	@John Jay	W 80-66
Jan 8	Wheaton	W 102-60
Jan 10	Connecticut College%	W 96-56
Jan 11	Union College%	W 77-64
Jan 14	@York-NY	W 75-64
Jan 16	@Emory*	W 80-59
Jan 22	CCNY	W 88-61
Jan 24	Rochester*	W 71-70
Jan 26	Carnegie Mellon*	W 89-83
Jan 31	@Chicago*	W 54-52(OT)
Feb 2	@Washington*	L 73-68
Feb 7	@Rochester*	L 78-67
Feb 9	@Brandeis*	L 90-79
Feb 14	Chicago*	W 69-66
Feb 16	Washington	W 75-71
Feb 21	Emory*	W 85-63
Feb 26	@Vassar	W 112-63
Mar 2	Yeshiva (@MSG)	W 84-47
Mar 7	Albany!	L 72-66

* - UAA Game

- Coca Cola NYU Tournament

% - Union College Tournament

! - NCAA Tournament East Region

1992-1993 (23-3, 12-2 UAA, UAA Champions)

Nov 21	Bates#	W 85-72
Nov 22	Colorado College#	W 88-64
Nov 28	@Staten Island	W 94-79
Nov 30	Manhattanville	W 84-66
Dec 4	Emory*	W 81-73
Dec 8	York-NY	W 90-58
Jan 4	John Jay	W 97-73
Jan 7	Johns Hopkins*	W 80-74
Jan 9	Drew	W 69-60
Jan 11	@Case Western Reserve*	L 81-78 (OT)
Jan 13	@Carnegie Mellon*	W 80-70
Jan 17	@Haverford	W 99-71
Jan 22	@Brandeis*	W 112-110 (OT)
Jan 24	@Rochester*	W 50-48
Jan 29	Chicago*	W 58-49
Jan 31	Washington*	W 83-78
Feb 3	Yeshiva	W 86-44
Feb 5	Rochester*	W 72-54
Feb 7	Brandeis*	W 97-82
Feb 12	@Washington*	L 84-71
Feb 14	@Chicago*	W 64-63
Feb 19	Carnegie Mellon*	W 83-65
Feb 24	Vassar	W 109-47
Feb 27	@Emory*	W 75-65
Mar 6	Ithaca!	W 75-61
Mar 12	Eastern Connecticut St.!	L 78-73 (2OT)

* - UAA Game

- Coca Cola - NYU Tip-off Classic

! - NCAA Tournament

1993-1994 (25-5, 12-2 UAA, UAA Champs & National Runners-Up)

Nov 20	Alfred#	W 95-59
Nov 21	St. Mary's-MD#	W 70-53
Nov 26	Case Western Reserve*	W 77-52
Nov 29	@Manhattanville	W 98-79
Dec 5	@Johns Hopkins*	W 72-71
Dec 8	Staten Island	W 98-82
Dec 12	@Rochester*	W 100-89 (OT)
Jan 3	Clark	W 75-62
Jan 7	@Alfred%	W 84-71
Jan 8	@Union%	L 105-101(2OT)
Jan 10	SUNY Plattsburgh	W 100-54
Jan 14	Washington*	W 81-62
Jan 16	Chicago*	W 81-41
Jan 19	@York-NY	L 95-79
Jan 21	@Emory*	W 75-60
Jan 23	@Carnegie Mellon*	W 76-70
Jan 27	@Yeshiva	W 69-63
Jan 30	Rochester*	W 80-46
Feb 1	@Brandeis	L 75-74
Feb 4	Carnegie Mellon*	W 69-61
Feb 6	Emory*	W 71-55
Feb 12	Brandeis*	W 93-66
Feb 18	@Chicago*	W 74-66
Feb 20	@Washington*	L 77-71
Feb 25	Pratt	W 91-70
Mar 5	SUNY Geneseo!	W 67-55
Mar 11	Rowan!	W 80-75 (3OT)
Mar 12	SUNY Albany	W 67-65
Mar 18	St. Thomas-MN!	W 75-68
Mar 19	Lebanon Valley!!	L 66-59 (OT)

* - UAA Game # - NYU Tip-Off Classic
 % - Union Invitational ! - NCAA Tournament
 !! - NCAA Tournament Final

1994-1995 (22-5, 10-4 UAA)

Nov 19	Bates#	W 82-67
Nov 21	Wesleyan#	W 74-46
Nov 27	@Case Western Reserve*	W 76-64
Nov 30	Manhattanville	W 93-70
Dec 4	Johns Hopkins*	W 68-55
Dec 7	@Staten Island	W 74-69
Dec 11	Rochester*	W 65-64
Dec 17	Haverford	W 86-77
Jan 3	Mount St. Vincent	W 71-69
Jan 7	Brandeis*	W 87-70
Jan 9	Yeshiva	W 79-43
Jan 13	@Washington*	L 80-68
Jan 15	@Chicago*	W 86-66
Jan 20	Emory*	L 56-53
Jan 22	Carnegie Mellon*	W 86-62
Jan 27	Pratt	W 116-70
Jan 29	@Rochester*	L 94-81
Feb 3	@Carnegie Mellon*	L 74-70
Feb 5	@Emory*	W 79-45
Feb 8	Mount St. Mary*	W 83-66
Feb 11	@Brandeis*	W 72-68
Feb 15	SUNY Old Westbury	W 110-69
Feb 17	Chicago*	W 105-88
Feb 19	Washington*	W 82-80
Feb 24	USMMA	W 90-57
Mar 2	Hunter!	W 101-71
Mar 4	Rowan!	L 74-58

* - UAA Game
 #-NYU Tip-Off Classic
 ! - NCAA Tournament

1995-1996 (19-8, 10-4 UAA)

Nov 18	Drew#	W 71-58
Nov 19	Tufts#	L 81-78
Nov 24	Ursinus	L 73-69
Nov 26	Case Western Reserve*	W 96-87
Nov 29	USMMA	W 88-78
Dec 1	@Johns Hopkins*	W 78-76
Dec 6	Staten Island	L 71-65
Dec 9	@Manhattanville	W 81-73
Dec 13	SUNY Maritime	W 85-74
Jan 3	Medgar Evers	W 101-74
Jan 6	@Brandeis*	L 81-80
Jan 12	Chicago*	W 93-67
Jan 14	Washington*	W 90-78
Jan 19	@Carnegie Mellon*	W 71-55
Jan 21	@Emory*	W 73-68
Jan 24	York-NY	W 75-70
Jan 28	@Rochester*	L 78-77
Jan 30	@Pratt	W 110-61
Feb 2	Emory*	W 77-69
Feb 4	Carnegie Mellon*	W 83-59
Feb 9	Rochester*	W 89-69
Feb 13	SUNY Old Westbury	W 84-80
Feb 16	@Washington*	L 94-74
Feb 18	@Chicago*	L 98-68
Feb 24	Brandeis*	W 78-66
Feb 29	NJIT!	W 105-88
Mar 1	Richard Stockton!	L 81-77 (OT)

* - UAA Game
 #-NYU Tip-Off Classic
 ! - NCAA Tournament

1996-1997 (19-8, 9-5 UAA)

Nov 22	MIT	W 81-35
Nov 23	Clark	W 88-66
Nov 26	@CCNY	W 102-72
Dec 1	@Case Western Reserve*	W 100-94
Dec 6	Johns Hopkins*	W 75-59
Dec 8	Manhattanville	W 97-61
Dec 11	USMMA	W 73-52
Jan 3	@RPI	W 74-64
Jan 4	@Stevens Tech	L 70-65
Jan 8	William Paterson	L 61-51
Jan 11	Brandeis*	W 94-69
Jan 14	SUNY Maritime	W 80-38
Jan 17	@Chicago*	L 77-64
Jan 19	@Washington*	L 105-94
Jan 24	Carnegie Mellon*	W 84-76
Jan 26	Emory*	W 72-62
Jan 28	Polytechnic	W 113-71
Jan 29	Vassar	W 52-49
Feb 2	Rochester*	W 76-74
Feb 7	@Emory*	W 79-70
Feb 9	@Carnegie Mellon*	L 71-70
Feb 14	@Rochester*	L 74-65
Feb 21	Washington*	W 91-77
Feb 23	Chicago*	L 74-66
Mar 1	@Brandeis*	W 80-68
Mar 6	Jersey City State!	W 94-84
Mar 8	Rowan!	L 56-53

* - UAA Game
 ! - NCAA Tournament

1997-1998 (17-9, 8-6 UAA)

Nov 22	Bates#	W 83-57
Nov 23	Albright#	W 72-58
Dec 1	Haverford	L 61-58
Dec 5	Case Western Reserve*	W 63-50
Dec 7	@Johns Hopkins*	L 71-62 (OT)
Jan 2	Nazareth	L 56-51
Jan 4	@Rochester*	W 65-63
Jan 10	@Brandeis*	W 68-52
Jan 12	@USMMA	W 69-65
Jan 14	@Vassar	W 64-50
Jan 16	Washington*	W 83-66
Jan 18	Chicago*	L 66-63
Jan 23	@Emory*	W 80-67
Jan 25	@Carnegie Mellon*	L 61-54
Jan 27	Baruch	W 67-60 (OT)
Jan 30	CCNY	W 82-45
Feb 1	@Polytechnic	W 55-42
Feb 3	SUNY Maritime	W 69-57
Feb 6	Carnegie Mellon*	W 73-62
Feb 8	Emory*	L 65-52
Feb 13	Rochester*	W 67-61(2OT)
Feb 15	Brandeis*	W 90-56
Feb 20	@Chicago*	L 74-61
Feb 22	@Washington*	L 71-57
Feb 25	Stevens Tech	W 84-44
Feb 29	Jersey City State!	L 71-58

* - UAA Game

- NYU Tip-Off Tournament

! - NCAA Tournament

1998-1999 (17-9, 7-7 UAA)

Nov 21	Wesleyan#	W 79-62
Nov 22	Keene State#	L 75-64
Nov 30	Mass. College of Liberal Arts	W 79-56
Dec 4	@Case Western Reserve*	L 60-55
Dec 6	Johns Hopkins*	W 70-65
Dec 10	USMMA	W 63-52
Jan 3	Rochester*	L 69-65
Jan 5	Clarkson	W 63-36
Jan 10	Brandeis*	W 92-79
Jan 11	Mount St. Vincent	W 86-50
Jan 13	Vassar	W 62-46
Jan 15	@Washington*	L 66-51
Jan 17	@Chicago*	L 67-48
Jan 22	Emory*	W 66-56
Jan 24	Carnegie Mellon*	W 76-67
Jan 27	@Baruch	W 78-73
Jan 30	@CCNY	W 71-40
Feb 1	Polytechnic	W 84-45
Feb 5	@Carnegie Mellon*	W 80-66
Feb 7	@Emory*	L 62-53
Feb 12	@Rochester*	W 82-78 (OT)
Feb 14	@Brandeis*	W 89-66
Feb 19	Chicago*	L 67-60 (OT)
Feb 21	Washington*	L 84-81(OT)
Feb 25	@Stevens Tech	W 85-62
Mar 3	York-NY+	L 67-65

* - UAA Game

#-NYU Tip-Off Tournament

+ - ECAC Tournament

1999-2000 (14-11, 7-8 UAA)

Nov 20	Hartwick#	L 73-70
Nov 21	Tufts#	W 66-63
Nov 29	Stevens Tech	W 90-53
Dec 3	Rochester*	W 78-61
Dec 5	Case Western Reserve*	L 73-71(OT)
Dec 9	@USMMA	L 80-65
Dec 13	Hobart	W 84-75
Jan 7	Johns Hopkins*	W 69-46
Jan 11	@Vassar	L 61-59
Jan 14	@Emory*	W 58-56
Jan 16	@Carnegie Mellon*	W 62-46
Jan 21	Chicago*	L 64-54
Jan 23	Washington*	W 79-72
Jan 25	Baruch	W 67-48
Jan 29	Brandeis*	W 77-71
Jan 31	@Polytechnic	W 82-40
Feb 4	@Washington*	L 57-45
Feb 6	@Chicago*	L 72-54
Feb 9	CCNY	W 81-44
Feb 11	Carnegie Mellon*	L 50-48
Feb 13	Emory*	W 92-61
Feb 16	Lehman	W 70-51
Feb 18	@Case Western Reserve*	L 72-57
Feb 20	@Rochester*	L 64-63
Feb 26	@Brandeis*	L 78-61

* - UAA Game

- NYU Tip-Off Classic

2000-01 (18-10, 7-8 UAA)

Nov 18	Skidmore#	W 69-65
Nov 19	Alfred#	L 67-55
Nov 28	Medgar Evers	W 67-42
Dec 1	@Rochester*	W 68-58
Dec 3	@Case Western Reserve*	L 71-69
Dec 6	Muhlenberg	W 83-78
Dec 9	USMMA	W 74-63
Jan 2	@Stevens Tech	W 70-58
Jan 5	@Johns Hopkins*	67-50
Jan 9	Baruch	W 75-60
Jan 12	Emory*	W 84-75(OT)
Jan 14	Carnegie Mellon*	W 60-48
Jan 16	@Polytechnic	W 88-46
Jan 19	@Chicago*	L 77-41
Jan 21	@Washington*	L 82-34
Jan 24	Keuka	W 79-62
Jan 27	@Brandeis*	W 71-62
Jan 29	Hunter	W 81-37
Feb 2	Washington*	L 81-62
Feb 4	Chicago*	L 64-55
Feb 9	@Carnegie Mellon*	W 57-52
Feb 11	@Emory*	L 81-74
Feb 16	Case Western Reserve*	W 78-66
Feb 18	Rochester*	L 71-63
Feb 24	Brandeis*	W 103-81
Feb 28	Rutgers-Newark+	W 70-64
Mar 3	Kean+	W 70-68 (OT)
Mar 4	New Jersey City+	L 94-89

* - UAA Game

#-NYU Tip-Off Tournament

% - ECAC Metro Tournament

2001-02 (14-11, 7-7 UAA)

Nov 17	Mount St. Mary#	W 71-54
Nov 18	SUNY Brockport#	L 96-85
Nov 24	Baruch	W 67-47
Nov 26	St. Joseph's-LI	W 72-46
Dec 1	@Brooklyn	W 68-65
Dec 3	@USMMA	L 73-67
Dec 7	Elmira	W 69-57
Dec 30	Hunter	L 57-54
Jan 4	Rochester*	L 50-47
Jan 6	Carnegie Mellon*	W 65-49
Jan 9	@John Jay	L 69-48
Jan 12	Brandeis*	W 64-55
Jan 15	Polytechnic	W 92-29
Jan 18	@Washington*	L 72-58
Jan 20	@Chicago*	L 71-49
Jan 25	Emory*	W 81-64
Jan 27	Case Western Reserve*	W 78-62
Jan 30	Stevens Tech*	W 57-48
Feb 1	@Case Western*	L 71-63
Feb 3	@Emory*	W 83-73
Feb 8	@Carnegie Mellon*	W 68-60
Feb 10	@Rochester*	L 62-48
Feb 15	Chicago*	L 59-57
Feb 17	Washington*	L 77-43
Feb 23	@Brandeis*	W 66-64

* - UAA Game

- NYU Tip-Off Tournament

2002-03 (12-13, 3-11 UAA)

Nov 23	SUNY Cortland#	W 56-52
Nov 24	RPI#	W 74-69
Dec 2	Southern Vermont	L 86-84
Dec 4	@SUNY New Paltz	W 48-46
Dec 7	Brooklyn	W 91-61
Dec 10	USMMA	W 80-65
Jan 2	St. Joseph's-LI	W 67-55
Jan 4	@Baruch	L 69-48
Jan 7	SUNY New Paltz	W 86-51
Jan 10	@Carnegie Mellon*	L 60-57
Jan 12	@Rochester*	L 85-53
Jan 14	@Polytechnic	W 79-49
Jan 18	@Brandeis*	L 71-68
Jan 20	Hunter	W 90-65
Jan 24	Emory*	L 81-66
Jan 26	Case Western Reserve*	W 82-76
Jan 31	@Chicago*	L 83-66
Feb 2	@Washington*	L 64-56
Feb 7	Washington*	L 87-55
Feb 9	Chicago*	L 71-66
Feb 14	Rochester*	L 87-58
Feb 16	Carnegie Mellon*	W 92-75
Feb 21	@Case Western Reserve*	L 77-75
Feb 23	@Emory*	L 83-71
Mar 1	Brandeis*	W 99-78

* - UAA Game

- NYU Tip-Off Tournament

2003-04 (21-7, 8-6 UAA)

Nov 22	New England#	W 105-42
Nov 23	Polytechnic#	W 81-53
Nov 29	York-NY	W 59-49
Nov 30	Polytechnic	W 54-44
Dec 9	@St. Joseph's-LI	W 87-43
Dec 30	Bates	W 76-74

Jan 2	@Stevens Tech	W 69-65
Jan 3	Baruch	W 87-65
Jan 6	Skidmore	W 82-58
Jan 9	@Rochester*	L 62-60
Jan 11	@Carnegie Mellon*	L 86-78
Jan 14	@Mount St. Vincent	W 102-70
Jan 17	Brandeis*	W 80-63
Jan 19	@Hunter	W 93-81
Jan 23	Washington*	L 94-83
Jan 25	Chicago*	W 75-68
Jan 30	@Emory*	W 94-77
Feb 1	@Case Western Reserve	W 80-63
Feb 6	Case Western Reserve*	W 71-70
Feb 8	Emory*	W 73-71
Feb 13	Carnegie Mellon*	W 86-77
Feb 15	Rochester*	L 79-70 (2OT)
Feb 20	@Chicago*	L 68-53
Feb 22	@Washington*	L 69-55
Feb 28	@Brandeis*	W 81-77
Mar 3	John Jay+	W 84-69
Mar 6	Richard Stockton+	W 70-66
Mar 7	Ramapo+	L 69-66

* = UAA Game

- NYU Tip-Off Tournament

+ - ECAC Tournament

2004-05 (16-10, 6-8 UAA)

Nov 20	SUNY New Paltz#	W 93-67
Nov 21	Nazareth#	L 80-74
Nov 30	Washington-MD	W 80-45
Dec 4	Stevens Tech	W 93-55
Dec 7	@St. Joseph's-LI	W 91-74
Dec 9	Manhattanville	W 95-47
Dec 11	Haverford	W 82-51
Dec 30	Mount St. Vincent	W 88-71
Jan 4	@Skidmore	W 80-50
Jan 7	Carnegie Mellon*	L 66-63
Jan 9	Rochester*	L 52-49
Jan 12	@Polytechnic	W 79-43
Jan 15	@Brandeis*	L 79-77
Jan 17	Hunter	W 96-65
Jan 21	@Emory	L 95-89
Jan 23	@Case Western Reserve	W 90-82
Jan 28	Chicago*	W 60-51
Jan 30	Washington*	L 88-68
Feb 4	@Washington*	W 72-58
Feb 6	@Chicago	L 86-72
Feb 11	@Rochester*	L 57-55
Feb 13	@Carnegie Mellon*	L 90-82
Feb 18	Case Western Reserve*	W 86-78
Feb 20	Emory*	W 84-62
Feb 26	Brandeis*	W 77-52
Mar 2	Lehman+	L 63-61 (OT)

* - UAA Game

#-NYU Tip-Off Tournament

!-ECAC Tournament

2005-06 (18-7, 7-7 UAA)

Nov 18	Ursinus#	W 64-61
Nov 19	Drew#	W 72-49
Nov 26	Elmira%	W 80-41
Nov 27	Polytechnic%	W 79-39
Dec 1	St. Joseph's-LI	W 73-49
Dec 4	York-NY	W 65-52
Dec 11	Polytechnic	W 86-46

Dec 29	Westfield State&	W 80-60
Dec 30	Emmanuel&	W 75-64
Jan 2	@Mount St. Vincent	W 78-71 (OT)
Jan 6	Rochester*	W 68-50
Jan 8	Carnegie Mellon*	L 89-85 (2OT)
Jan 14	Brandeis*	W 79-75
Jan 16	@Hunter	W 88-73
Jan 20	@Washington*	L 65-59
Jan 22	@Chicago*	W 67-58
Jan 27	Emory*	W 97-64
Jan 29	Case Western Reserve*	W 78-49
Feb 3	@Case Western Reserve*	W 73-67
Feb 5	@Emory*	L 93-77
Feb 10	@Carnegie Mellon	W 62-59
Feb 12	@Rochester*	L 67-53
Feb 17	Chicago*	L 62-60
Feb 19	Washington*	L 63-59
Feb 25	@Brandeis*	L 70-46

* - UAA Game

- Drew University Rose City Classic (Madison, NJ)

% - NYU Thanksgiving Tournament

& - College of Staten Island Tournament

2006-07 (22-6, 8-6 UAA, ECAC Metro Champions)

Nov 18	Alfred#	W 73-44
Nov 19	Emerson#	W 63-49
Nov 21	SUNY Potsdam	W 77-67
Nov 27	@York-NY	W 56-36
Dec 2	Medgar Evers	W 92-53
Dec 4	Stevens Tech	W 76-67
Dec 11	@Polytechnic	W 77-53
Dec 29	SUNY Old Westbury%	W 85-55
Dec 30	Clark%	W 74-64
Jan 2	Mount St. Vincent	W 86-47
Jan 5	@Carnegie Mellon*	L 68-64
Jan 7	@Rochester*	W 70-61 (OT)
Jan 13	@Brandeis*	L 52-48
Jan 15	Hunter	W 94-59
Jan 19	Emory*	W 69-50
Jan 21	Case Western Reserve*	W 69-52
Jan 26	@Chicago*	L 62-60
Jan 28	@Washington*	L 79-78 (OT)
Feb 2	Washington*	W 73-57
Feb 4	Chicago*	W 79-76
Feb 9	Rochester*	L 58-53
Feb 11	Carnegie Mellon*	W 78-57
Feb 16	@Case Western Reserve	W 65-47
Feb 18	@Emory*	W 69-66
Feb 24	Brandeis*	L 76-67
Feb 28	St. Joseph's-LI+	W 87-68
Mar 2	Rutgers-Newark+	W 82-72
Mar 3	Richard Stockton+	W 58-55

* - UAA Game

- NYU Tip-Off Tournament

% - NYU Christmas Tournament

+ - ECAC Metro Tournament

2007-08 (16-11, 6-8 UAA)

Nov 17	Framingham State#	W 61-53
Nov 18	SUNY Geneseo#	L 60-57
Nov 26	York-NY	L 63-49
Dec 8	@Medgar Evers	W 70-58
Dec 9	Endicott	W 70-54
Dec 29	Denison%	W 72-51
Dec 30	Drew%	W 73-47

Jan 3	Medaille	W 81-60
Jan 5	Buffalo State	W 70-62
Jan 8	Clarkson	W 65-44
Jan 12	Brandeis*	L 66-56
Jan 14	Hunter	W 82-73
Jan 18	@Rochester*	L 70-54
Jan 20	@Carnegie Mellon*	W 63-58
Jan 25	Washington*	L 57-50
Jan 27	Chicago*	L 61-44
Feb 1	@Emory*	W 78-71
Feb 3	@Case Western Reserve*	W 79-67
Feb 8	Case Western Reserve*	W 64-54
Feb 10	Emory*	W 76-69
Feb 15	Carnegie Mellon*	L 68-60
Feb 17	Rochester*	W 92-85 (2OT)
Feb 22	@Chicago*	L 81-62
Feb 24	@Washington*	L 61-52
Mar 1	@Brandeis*	L 58-44
Mar 5	@St. Joseph's-LI+	W 83-79
Mar 8	@York+	L 56-44

* - UAA Game

#- NYU Tip-Off Tournament

%- NYU Holiday Tournament

+ - ECAC Metro Tournament

2008-09 (17-11, 4-10 UAA)

Nov 15	Redlands#	W 69-60
Nov 16	@Kean#	W 65-49
Nov 22	Baruch%	W 64-60
Nov 23	Connecticut College%	W 70-62
Nov 29	City Tech	W 67-60
Dec 6	@Stevens Tech	W 72-65
Dec 29	Rivier College^	W 76-62
Dec 30	SUNY New Paltz^	W 73-68
Jan 6	SUNY Oneonta	W 62-55
Jan 9	Carnegie Mellon*	L 78-57
Jan 11	Rochester*	L 79-68
Jan 13	Wesleyan	W 66-54
Jan 17	@Brandeis*	L 65-35
Jan 19	Hunter	W 81-63
Jan 23	@Emory*	W 57-55
Jan 25	@Case Western Reserve*	W 79-73
Jan 30	Chicago*	L 69-62
Feb 1	Washington*	L 67-56
Feb 6	@Washington*	L 73-55
Feb 8	@Chicago*	L 74-69
Feb 13	@Rochester*	W 86-72
Feb 15	@Carnegie Mellon*	L 79-73
Feb 20	Case Western Reserve*	W 80-63
Feb 22	Emory*	L 80-79 (OT)
Feb 28	Brandeis*	L 63-44
Mar 4	York-NY+	W 84-80
Mar 7	Rutgers-Newark+	W 76-74
March 8	Lehman+	L 86-84

- Kean University Classic

% - NYU Tip-Off Tournament

^ - NYU Holiday Tournament

+ - ECAC Metro Tournament

2009-10 (17-10, 7-7 UAA)

Nov 15	Stevens Tech	W 83-59
Nov 21	Skidmore#	L 80-75
Nov 22	Elmira#	W 54-49
Nov 29	Old Westbury	W 66-59
Dec 5	Mount St. Vincent	L 64-63
Dec 9	USMMA	W 76-70
Dec 12	@City Tech	W 89-47
Dec 30	@Hunter	W 85-69
Jan 2	Wentworth Tech%	W 66-56
Jan 3	Lebanon Valley%	W 65-63
Jan 9	Brandeis*	W 62-50
Jan 11	@Wesleyan	W 99-78
Jan 15	@Chicago*	L 65-58
Jan 17	@Washington*	L 60-57
Jan 22	Emory*	L 69-57
Jan 24	Rochester*	W 78-75
Jan 29	Carnegie Mellon*	W 59-57
Jan 31	Case Western Reserve*	W 78-72
Feb 5	@Carnegie Mellon*	W 59-58
Feb 7	@Case Western Reserve*	L 69-51
Feb 12	Chicago*	W 71-66
Feb 14	Washington*	L 71-63
Feb 19	@Emory*	W 75-73
Feb 21	@Rochester*	81-68
Feb 27	@Brandeis*	L 69-62
Mar 3	New Jersey City+	W 94-72
Mar 6	York-NY+ (@Old Westbury)	L 68-61

* - UAA Game
- NYU Tip-Off Tournament
% - NYU Holiday Classic
+ - ECAC Metro Tournament

2010-11 (16-11, 4-10 UAA)

Nov 20	Moravian#	W 84-53
Nov 21	SUNY Cortland#	W 70-61
Nov 28	@SUNY Old Westbury	W 83-81
Dec 1	@USMMA	W 56-53
Dec 4	NYU-Poly	W 102-75
Dec 8	TCNJ	W 82-65
Dec 11	City Tech	W 85-78
Dec 30	@SUNY Maritime	W 92-79
Jan 2	Drew%	W 77-67
Jan 3	Swarthmore%	W 73-58
Jan 8	@Brandeis*	L 61-59
Jan 11	Hunter	W 85-59
Jan 14	@Case Western Reserve*	L 80-76
Jan 16	@Carnegie Mellon*	L 76-70
Jan 21	Washington*	L 80-76
Jan 23	Chicago*	W 62-47
Jan 28	Rochester*	L 67-65
Jan 30	Emory*	L 87-78
Feb 4	@Rochester*	L 78-70
Feb 6	@Emory*	L 93-85
Feb 11	Case Western Reserve*	W 73-63
Feb 13	Carnegie Mellon*	W 68-52
Feb 18	@Washington*	L 67-61
Feb 20	@Chicago*	L 82-80
Feb 26	Brandeis*	W 70-54
Mar 2	@St. Joseph's-LI^	W 107-93
Mar 5	@Rutgers-Newark^	L 69-54

* - UAA Game
- NYU Tip-Off Tournament
% - NYU Holiday Classic
^ - ECAC Metro Tournament

2011-12 (21-6, 9-5 UAA)

Nov 19	TCNJ#	W 84-66
Nov 20	Baruch#	W 60-59
Nov 27	SUNY Old Westbury	W 91-67
Dec 5	Brooklyn	W 78-70
Dec 6	@SUNY Maritime	W 73-42
Dec 13	Massachusetts Liberal Arts	W 78-55
Dec 30	Hamilton	W 83-46
Jan 2	Clarkson%	W 63-56
Jan 3	Haverford%	W 67-50
Jan 7	Brandeis*	L 52-49
Jan 10	@Hunter	W 84-62
Jan 13	Emory*	W 89-73
Jan 15	Rochester*	W 74-50
Jan 20	@Chicago*	W 81-71
Jan 22	@Washington*	W 89-75
Jan 27	Carnegie Mellon*	L 70-68
Jan 29	Case Western Reserve*	W 89-80
Feb 3	@Carnegie Mellon*	W 88-76
Feb 5	@Case Western Reserve*	W 98-85
Feb 7	SUNY New Paltz	W 73-61
Feb 10	@Emory*	L 73-70
Feb 12	@Rochester*	L 62-53
Feb 17	Chicago*	W 79-69
Feb 19	Washington*	L 74-68
Feb 25	@Brandeis*	W 65-63
Mar 1	Misericordia!	W 84-65
Mar 3	@Amherst!	L 80-56

* - UAA Game
- NYU Tip-Off Tournament
% - NYU Holiday Classic
! - NCAA Tournament

2012-13 (15-11, 5-9 UAA)

Nov 17	Geneseo#	W 84-74
Nov 18	John Jay#	W 67-65
Nov 24	vs. Utica+	W 78-57
Nov 25	@Hamilton+	W 69-58
Dec 3	New Jersey City	L 60-50
Dec 5	Old Westbury	W 80-76
Dec 9	Stevens Tech	W 71-65
Dec 29	Widener%	W 97-88 (OT)
Dec 30	Clark%	W 69-67
Jan 2	Alvernia	W 62-60
Jan 5	@Brandeis*	L 65-59
Jan 8	Hunter	W 81-65
Jan 11	Case Western Reserve*	W 75-58
Jan 13	Carnegie Mellon*	W 59-53
Jan 18	@Washington*	L 68-59
Jan 20	@Chicago*	L 77-58
Jan 25	@Rochester*	L 65-50
Jan 27	@Emory*	L 80-61
Feb 1	Rochester*	W 65-51
Feb 3	Emory*	L 74-69
Feb 8	@Case Western Reserve*	L 71-61
Feb 10	@Carnegie Mellon*	L 56-55
Feb 15	Washington*	W 86-82
Feb 17	Chicago*	L 64-51
Feb 23	Brandeis*	W 59-57
Feb 27	New Jersey City^	L 74-66

* - UAA Game
- NYU Tip-Off Tournament
% - NYU Holiday Classic
+ - Hamilton Thanksgiving Tournament
^ - ECAC Metro Tournament

2013-14 (16-10, 6-8 UAA)

Nov 16	Drew#	W 85-68
Nov 17	Morrisville State#	W 80-63
Nov 23	Massachusetts College of Liberal Arts	W 77-67
Nov 26	@NYU-Poly	W 86-41
Dec 4	U.S. Merchant Marine Academy	W 77-67
Dec 8	York (NY)	W 64-61
Dec 10	@Stevens Tech	L 68-65 (ot)
Dec 30	Immaculata	W 66-48
Jan 3	Clarkson%	W 87-77
Jan 4	Kenyon%	W 60-44
Jan 7	@Hunter	W 66-63
Jan 11	Brandeis*	W 64-58
Jan 17	@Chicago*	L 58-50
Jan 19	@Washington*	L 81-65
Jan 24	Emory*	L 86-82
Jan 26	Rochester*	W 78-58
Jan 31	@Carnegie Mellon*	W 76-65
Feb 2	@Case Western Reserve*	L 80-73
Feb 7	Carnegie Mellon*	W 92-86 (ot)
Feb 9	Case Western Reserve*	W 79-74
Feb 14	Chicago*	L 68-63
Feb 16	Washington*	L 79-75
Feb 21	@Emory*	L 86-77
Feb 23	@Rochester*	W 81-64
Mar 2	@Brandeis*	L 92-53
Mar 5	@Stevens Tech^	L 86-67

* - UAA Game

- NYU Tip-Off Tournament

% - NYU Holiday Classic

^ - ECAC Metro Tournament

2014-15 (19-9, 8-6 UAA)

Nov 15	John Jay#	W 80-51
Nov 16	Union#	L 64-62
Nov 21	The Sage College!	L 68-65
Nov 22	Manhattanville	W 89-63
Nov 29	@Massachusetts College of Liberal Arts	W 82-72
Dec 6	Stevens Tech	W 67-47
Dec 30	Becker	W 84-61
Jan 2	Gettysburg%	W 60-44
Jan 3	Bridgewater State%	W 78-73
Jan 6	@Merchant Marine	W 79-55
Jan 10	@Brandeis*	L 57-54
Jan 12	Hunter	W 81-59
Jan 16	@Case Western Reserve*	L 77-64
Jan 18	@Carnegie Mellon*	W 86-83
Jan 23	Washington*	W 91-67
Jan 25	Chicago*	W 85-68
Jan 30	Rochester*	L 64-60
Feb 1	Emory*	W 96-92
Feb 6	@Rochester*	L 85-75
Feb 8	@Emory*	W 72-70
Feb 13	Case Western Reserve*	W 94-73
Feb 15	Carnegie Mellon*	W 94-82
Feb 20	@Washington*	L 97-75
Feb 22	@Chicago*	L 77-60
Feb 28	Brandeis*	W 90-75
Mar 4	Rutgers-Camden^	W 68-65
Mar 7	Rutgers-Newark^ (@Brooklyn)	W 81-70
Mar 8	Staten Island^ (@Brooklyn)	L 84-80 (2OT)

* - UAA Game

- NYU Tip-Off Tournament

% - NYU Holiday Classic

! - Manhattanville Valiant Classic

^ - ECAC Metro Tournament

2015-16 (21-6, 9-5 UAA)

Nov 15	Purchase	W 75-53
Nov 21	Moravian#	W 104-76
Nov 22	Arcadia #	W 90-87
Nov 29	Massachusetts College of Liberal Arts	W 97-67
Dec 2	John Jay	W 81-67
Dec 30	Yeshiva	W 66-57
Jan 2	Salve Regina %	W 77-62
Jan 3	Emmanuel %	W 79-61
Jan 5	@ Wells	W 89-67
Jan 9	Brandeis *	W 69-67
Jan 11	@ Hunter	W 81-76
Jan 15	Emory *	L 71-64
Jan 17	Rochester *	W 77-67
Jan 22	@ Chicago *	L 69-58
Jan 24	@ Washington *	W 75-72
Jan 29	Carnegie Mellon*	L 85-80
Jan 31	Case Western Reserve*	W 100-81
Feb 2	@ Stevens Tech	W 74-66 (ot)
Feb 5	@ Carnegie Mellon*	W 70-67
Feb 7	@ Case Western Reserve*	W 80-79
Feb 12	@ Emory *	W 73-56
Feb 14	@ Rochester *	L 75-63
Feb 19	Chicago *	W 72-59
Feb 21	Washington*	L 71-70
Feb 27	@ Brandeis *	W 71-50
Mar 4	vs. Brooklyn ^	W 86-67
Mar 5	@ Christopher Newport ^	L 67-64

* - UAA Game

- NYU Tip-Off Tournament

% - NYU Holiday Classic

^ - NCAA Tournament

2016-17 (7-18, 2-12 UAA)

Nov 18	vs. Marywood#	W 78-71
Nov 19	@Drew#	W 84-78
Nov 22	@John Jay	W 63-50
Nov 27	@Yeshiva	L 68-83
Dec 4	Hunter	W 68-52
Dec 6	SUNY Purchase	L 74-91
Dec 12	Brooklyn	W 70-67
Dec 29	Framingham State%	L 59-65
Dec 30	SUNY Farmingdale%	L 59-67
Jan 3	Wells	L 75-82
Jan 7	@Brandeis	L 69-80
Jan 13	Case Western Reserve	W 73-72
Jan 15	Carnegie Mellon	L 72-78
Jan 20	@Washington (MO)	L 72-89
Jan 22	@Chicago	L 79-93
Jan 27	@Rochester	L 71-96
Jan 29	@Emory	L 75-84
Feb 3	Rochester	L 58-101
Feb 5	Emory	W 80-79
Feb 7	Stevens Tech	L 79-88
Feb 10	@Case Western Reserve	L 81-84
Feb 12	@Carnegie Mellon	L 58-94
Feb 17	Washington	L 66-91
Feb 19	Chicago	L 60-80
Feb 25	Brandeis	L 80-86

- Rose City Classic

% - NYU Holiday Classic

2017-18 (10-14, 3-11 UAA)

Nov 18	Mount St. Vincent#	W 80-77
Nov 19	Haverford#	L 83-93
Nov 25	@Massachusetts Coll of Liberal Arts	W 97-71
Nov 27	@Brooklyn	W 74-64
Dec 2	@Medgar Evers	L 79-77
Dec 7	College of New Rochelle	W 100-87
Dec 10	Elmira	W 100-93
Dec 12	@Hunter	W 75-64
Dec 30	Penn State Altoona	L 81-77
Jan 6	Brandeis*	W 90-82
Jan 8	John Jay	W 79-68
Jan 12	@Chicago*	L 80-70
Jan 14	@Washington*	L 113-75
Jan 19	Emory*	L 73-68
Jan 21	Rochester*	L 87-82
Jan 26	Carnegie Mellon*	W 83-65
Jan 28	Case Western Reserve*	L 77-75
Feb 2	@Carnegie Mellon*	W 71-59
Feb 4	@Case Western Reserve*	L 73-57
Feb 9	Chicago*	L 75-66
Feb 11	Washington*	L 99-72
Feb 16	@Emory*	L 96-85
Feb 18	@Rochester*	L 92-77
Feb 24	@Brandeis*	L 97-59

* - UAA Game

- NYU Tip-Off Tournament

2018-19 (8-17, 2-12 UAA)

Nov 9	@SUNY Purchase	W 93-88
Nov 17	Sarah Lawrence#	W 82-66
Nov 18	Baruch#	L 83-70
Nov 20	@John Jay	W 63-51
Nov 24	College of Staten Island	L 87-67
Nov 27	Rosemont	L 69-66
Dec 1	Alfred State	L 78-67
Dec 6	@Albertus Magnus	L 77-76
Dec 11	Hunter	W 89-76
Dec 30	@Western Connecticut State	W 64-53
Jan 2	@University of Pittsburgh-Bradford	W 66-28
Jan 5	@Brandeis*	L 56-52
Jan 11	@Case Western Reserve*	L 57-55
Jan 13	@Carnegie Mellon*	L 81-67
Jan 18	Washington*	L 91-70
Jan 20	Chicago*	L 74-68
Jan 25	@Rochester*	L 71-55
Jan 27	@Emory*	L 97-75
Feb 1	Rochester*	L 66-63
Feb 3	Emory*	L 75-67
Feb 8	Case Western Reserve*	W 81-71
Feb 10	Carnegie Mellon*	L 70-66
Feb 15	@Washington*	L 73-54
Feb 17	@Chicago*	L 76-66
Feb 23	Brandeis*	W 53-51

* - UAA Game

- NYU Tip-Off Tournament

2019-20 (8-17, 1-13 UAA)

Nov 9	Oberlin	L 76-62
Nov 13	Hobart	L 80-76
Nov 16	vs. Mitchell%	W 82-66
Nov 17	@University of New England%	L 72-58
Nov 23	Wells#	W 74-59
Nov 24	Western New England#	W 86-82 (OT)
Dec 1	@Rosemont	W 88-73
Dec 4	@Mount St. Vincent	L 74-70
Dec 11	@Hunter	W 75-68
Dec 29	Western Connecticut State	L 80-63
Jan 8	@Pine Manor	W 81-50
Jan 11	Brandeis*	L 76-71
Jan 17	Emory*	L 83-69
Jan 19	Rochester*	L 76-62
Jan 24	@Chicago*	L 79-74
Jan 26	@Washington*	L 73-70
Jan 31	Carnegie Mellon*	L 84-71
Feb 2	Case Western Reserve*	L 85-77
Feb 7	@Carnegie Mellon*	W 80-79
Feb 9	@Case Western Reserve*	L 90-60
Feb 14	@Emory*	L 99-81
Feb 16	@Rochester*	L 72-64
Feb 21	Chicago*	L 69-59
Feb 23	Washington*	L 82-62
Feb 29	@Brandeis*	W 72-69

* - UAA Game

% - Hampton Inn Jim Beaudry Classic (hosted by U. New England)

- NYU Tip-Off Tournament

2020-21

NYU did not compete due to the COVID-19 Pandemic+

2021-22 (14-11, 4-10 UAA)

Nov 5	College of Mount St. Vincent	W 77-59
Nov 10	@Farmingdale State College	W 73-56
Nov 13	Pratt Institute#	W 83-40
Nov 14	Marywood University#	W 99-48
Nov 20	@Hobart College	L 88-60
Nov 23	Maritime College	W 74-68
Nov 28	@The College of Old Westbury	W 91-72
Dec 7	York College (NY)	W 95-61
Dec 10	@Hunter College	W 123-97
Jan 12	@Misericordia University	W 75-74
Jan 14	Case Western Reserve University*	L 98-71
Jan 16	Carnegie Mellon University*	L 84-80
Jan 21	@Washington University in St. Louis*	L 97-61
Jan 23	@University of Chicago*	L 70-57
Jan 28	@University of Rochester*	L 74-70
Jan 30	@Emory University*	L 104-82
Feb 4	University of Rochester*	L 75-65
Feb 6	Emory University*	L 91-75
Feb 7	@Moravian University	W 77-73
Feb 11	@Case Western Reserve University*	W 77-70
Feb 13	@Carnegie Mellon University*	W 77-51
Feb 18	Washington University in St. Louis*	W 68-62
Feb 20	University of Chicago*	W 77-73
Feb 25	Brandeis University*	L 76-72
Feb 27	@Brandeis University*	L 74-57

* - UAA Game

- NYU Tip-Off Tournament

2022-23 (18-8, 7-7 UAA)

Nov 8	Farmingdale State College	W 102-75
Nov 12	U.S. Merchant Marine Academy	W 94-61
Nov 15	@College of Mount Saint Vincent	W 87-56
Nov 19	Moravian University	W 103-61
Nov 22	@Maritime College	W 86-64
Nov 28	The College at Old Westbury	W 91-77
Dec 1	Yeshiva University	W 108-67
Dec 7	@York College	W 98-62
Dec 10	Hunter College	W 138-92
Dec 29	Hanover College#	W 78-60
Dec 30	@Roanoke College#	W 81-59
Jan 7	@Brandeis University*	L 81-61
Jan 13	@University of Chicago*	W 69-64
Jan 15	@Washington University*	L 68-64
Jan 20	Emory University*	L 95-91
Jan 22	University of Rochester*	L 72-55
Jan 27	Carnegie Mellon University*	W 79-55
Jan 29	Case Western Reserve University*	L 88-82
Feb 3	@Carnegie Mellon University*	L 80-62
Feb 5	@Case Western Reserve University*	L 96-92
Feb 10	University of Chicago*	W 80-61
Feb 12	Washington University*	W 65-52
Feb 17	@Emory University*	W 88-82
Feb 19	@University of Rochester*	W 66-52
Feb 24	Brandies University*	W 70-57
Mar 3	Lancaster Bible College^	L 67-64

* - UAA Game

- Creggar Invitational (Host: Roanoke College)

^ - NCAA Tournament

2023-24 (21-6, 10-4 UAA)

Nov 8	Manhattanville College	W 77-60
Nov 11	Johns Hopkins University#	W 71-67
Nov 12	Swarthmore College#	L 71-70
Nov 18	@Yeshiva University	W 97-78
Nov 22	@Colifornia Insitute of Technology	W 78-69
Nov 25	@University of the Redlands	W 82-79
Dec 2	@Connecticut College	W 78-73
Dec 9	Brooklyn College	W 111-66
Dec 16	Deleware Valley University	W 98-56
Dec 29	SUNY-Canton%	W 96-48
Dec 30	Oneonta%	W 80-64
Jan 6	Brandeis University*	W 70-52
Jan 12	@Case Western Reserve University*	W 70-52
Jan 14	@Carnegie Mellon University*	L 94-76
Jan 19	Washington University*	W 65-64
Jan 21	University of Chicago*	W 83-77 OT
Jan 26	University of Rochester*	W 80-73
Jan 28	Emory University*	W 86-77
Feb 2	@University of Rochester*	W 81-76
Feb 4	@Emory University*	W 81-78
Feb 9	Case Western Reserve University*	W 93-80
Feb 11	Carnegie Mellon University*	L 83-80
Feb 16	@Washington University*	L 72-61
Feb 18	@University of Chicago*	W 73-61
Feb 24	@Brandeis University*	W 74-68
Mar 1	Husson University!	W 82-61
Mar 2	Tufts University!	L 65-62

* - UAA Game

- Scholars Classic

% - NYU Holiday Classic

! - NCAA Tournament Games

2024-25 (29-2, 13-1 UAA)

Nov 9	Babson College#	W 86-74
Nov 10	Rowan University#	W 102-78
Nov 16	@Kean College	W 76-58
Nov 23	@York College (NY)	W 112-56
Nov 26	@Farmingdale State College	W 70-61
Dec 3	Marywood University	W 82-57
Dec 7	Connecticut College	W 88-46
Dec 12	Yeshiva University	W 89-53
Dec 29	SUNY-Purchase%	W 74-54
Dec 30	Williams College%	W 81-62
Jan 4	Drew University	W 75-67
Jan 11	Brandeis University*	W 101-85
Jan 17	Emory University*	L 77-65
Jan 19	University of Rochester*	W 79-54
Jan 24	@Carnegie Mellon University*	W 96-90
Jan 26	@Case Western Reserve University*	W 80-73
Jan 31	@University of Chicago*	W 83-56
Feb 2	@Washington University*	W 77-62
Feb 7	University of Chicago*	W 61-59
Feb 9	Washington University*	W 77-58
Feb 14	@Emory University*	W 82-79
Feb 16	@University of Rochester*	W 86-69
Feb 21	@Carnegie Mellon University*	W 77-61
Feb 23	Case Western Reserve University*	W 83-55
Mar 1	@Brandeis University*	W 94-76
Mar 7	SUNY Cortland!	W 72-36
Mar 8	@York College (PA)!	W 62-52
Mar 14	Hardin-Simmons!	W 91-59
Mar 15	University of Redlands!	W 75-65
Mar 20	Washington University!	W 72-60
Mar 22	Trinity College (CT)!	L 64-60

* - UAA Game

- NYU Tip-Off Classic

% - NYU Holiday Classic

! - NCAA Tournament Games