



INSIDE MARQUETTE BASKETBALL



@MARQUETTEMBB



MARQUETTEMENSBB



MARQUETTE.BASKETBALL

Game #10 - Marquette (7-2, 0-0 BIG EAST) at Kansas State (5-2, 0-0 Big 12)

TIP-OFF: 8 p.m. CT

LOCATION: Bramlage Coliseum - Manhattan, Kansas

TV: ESPN2 features the national broadcast, with Lowell Galindo (play-by-play) and Lance Blanks calling the action.

RADIO: 94.5 ESPN is the flagship of the MU Radio Network, with Steve "The Homer" True (play-by-play) and Tony Smith (analyst).

MU CONTACT INFO: Scott Kuykendall handles the communications duties for MU and can be reached at 414.807.3490 or scott.kuykendall@mu.edu.

The Marquette University men's basketball team (7-2, 0-0 BIG EAST) wraps up the road portion of its non-conference schedule on Wednesday, Dec. 8 when the program travels to Kansas State (5-2, 0-0 Big 12) for an 8 p.m. CT tip at Bramlage Coliseum in the BIG EAST-Big 12 Battle. ESPN2 will feature the national television broadcast, with Lowell Galindo (play-by-play) and Lance Blanks (analyst) calling the action. Following Wednesday's action, the Golden Eagles return to Fiserv Forum to host No. 4/4 UCLA on Saturday, Dec. 11 in the non-league finale.



Series With Wildcats Spans Nearly 70 Years

The all-time series with the Wildcats consists of just 12 games (Kansas State leads 7-5), but it does span back almost 70 years.

The two programs first met during the 1952-53 campaign, when Marquette dropped an 88-72 decision on the road to the then top-ranked Wildcats. The series is highlighted by a narrow 67-66 victory in the second round of the NCAA tournament in 1977 in Omaha, Nebraska. MU would claim the national title that season, downing North Carolina, 67-59 in the championship game.

Hall of Fame coach Fred "Tex" Winter, who passed away in October of 2018, spent time as a head coach at both Marquette and Kansas State. He was the youngest coach in the country while at MU (1951-53) and led the program to the 1952 National Catholic Tournament title in 1952. He led the Wildcats to two Final Fours and eight Big Seven/Eight titles as head coach from 1954-68.

Wednesday's outing will mark the third in four seasons between the two programs, which competed in a home-and-home series in 2018 and 2019. The most recent matchup on Dec. 7, 2019 was also part of the BIG EAST-Big 12 Battle and marked MU's first win, 73-65, in Manhattan. Guard Greg Elliott is the only current member of the program who played in that game, finishing with nine points on 3-of-3 shooting from long distance in 21 minutes of action.

The four-year BIG EAST-Big 12 Battle agreement between the two conferences will continue through the 2022-23 season with an equal number of games played in each conference's home market each year.

Series Snapshot

Overall: Kansas State leads 7-5
@ MU: Marquette leads 3-2
@ KSU: Kansas State leads 5-1
Neutral: Marquette leads 1-0

LAST 5 MEETINGS

J 2, 1986	A	Kansas State 56, Marquette 55
J 7, 1987	H	Kansas State 85, Marquette 84
J 3, 1988	A	Kansas State 78, Marquette 57
D 1, 2018	H	Marquette 83, #12 Kansas State 71
D 7, 2019	A	Marquette 73, Kansas State 65

MU SCOREBOARD

DATE	OPPONENT	RESULT/TIME
Nov. 9	SIUE	FS2 W, 88-77
Nov. 12	New Hampshire	FS2 W, 75-70
Nov. 15 10/10	Illinois	FS1 W, 67-66
Shriner's Children's Charleston Classic		
Nov. 18	vs. Ole Miss	ESPN2 W, 78-72
Nov. 19	vs. West Virginia	ESPN2 W, 82-71
Nov. 21 22/24	vs. St. Bonaventure	ESPN L, 70-54
Nov. 27	Northern Illinois	FS2 W, 80-66
Nov. 30	Jackson State	CBSSN W, 83-54
Dec. 4 23/22	at Wisconsin	FOX L, 89-76
Dec. 8	at Kansas State	ESPN2 8 p.m.
Dec. 11 4/4	UCLA	FOX 1:30 p.m.
Dec. 18	at Xavier *	FS1 3 p.m.
Dec. 21	UConn *	FS1 8 p.m.
Dec. 29	at St. John's *	CBSSN 7 p.m.
Jan. 1	Creighton *	FS1 11 a.m.
Jan. 4	Providence *	FS1 8 p.m.
Jan. 7	at Georgetown *	FS1 5:30 p.m.
Jan. 11	DePaul *	FS1 6 p.m.
Jan. 15	Seton Hall *	FS1 11 a.m.
Jan. 19	at Villanova *	CBSSN 7 p.m.
Jan. 23	Xavier *	FS1 1 p.m.
Jan. 26	at Seton Hall *	FS1 4 p.m.
Jan. 29	at Providence *	FS1 3:30 p.m.
Feb. 2	Villanova *	FS1 TBA
Feb. 8	at UConn *	FS1 5:30 p.m.
Feb. 12	at Butler *	FS1 3:30 p.m.
Feb. 16	Georgetown *	FS2 7 p.m.
Feb. 20	at Creighton *	FS1 2 p.m.
Feb. 26	Butler *	FOX 12 p.m.
Mar. 2	at DePaul *	CBSSN 8 p.m.
Mar. 5	St. John's *	TBA
BIG EAST Tournament		
Mar. 9	First Round	FS1 TBA
Mar. 10	Quarterfinals	FS1 TBA
Mar. 11	Semifinals	FS1 TBA
Mar. 12	Championship	FS1 TBA

* - Indicates BIG EAST Conference game
 Top-25 rankings as of time game was played
 All times are Central

2021-22 Marquette Game Notes

Page 2

INJURY REPORT

PLAYER (INJURY)	STATUS
None	

MARQUETTE IN THE BIG EAST STATS

through games of 12/5/21

TEAM

SCORING OFFENSE:	6th (75.9)
SCORING DEFENSE:	9th (70.6)
FT PERCENTAGE:	8th (70.7)
FG PERCENTAGE:	8th (44.5)
ASSISTS:	3rd (15.7)
STEALS:	7th (7.0)
BLOCKED SHOTS:	7th (4.9)
FG Pct. DEFENSE:	10th (42.5)
OFFENSIVE REBOUNDS:	10th (8.6)
DEFENSIVE REBOUNDS:	6th (28.1)
3-PT FG's MADE:	6th (73)

INDIVIDUAL

SCORING

Justin Lewis	8th (15.9 ppg.)
Darryl Morsell	12th (14.8 ppg.)

REBOUNDING

Justin Lewis	8th (7.6 rpg.)
--------------	----------------

BLOCKED SHOTS

Kur Kuath	2nd (2.8 bpg.)
-----------	----------------

ASSISTS

Tyler Kolek	2nd (5.3 apg.)
-------------	----------------

FREE THROW PERCENTAGE

Darryl Morsell	11th (.809)
Justin Lewis	13th (.780)

MU IN THE NBA

Marquette has a strong tradition of success in the NBA with 57 all-time draft selections.

The program is currently represented by head coach Doc Rivers (76ers) and players Jimmy Butler (Heat), Jae Crowder (Suns), Wesley Matthews (Bucks), Juan Toscano-Anderson (Warriors) and Markus Howard (Nuggets).

LAST GAME STARTERS

NAME	POS.	PPG.	RPG.	APG.	FG%	FT%
Tyler Kolek	G	7.7	3.6	5.3	.304	.810
Darryl Morsell	G	14.8	3.8	2.9	.471	.809
Kam Jones	G	7.6	1.3	1.7	.371	.667
Justin Lewis	F	15.9	7.6	1.1	.467	.780
Kur Kuath	F	6.1	4.3	0.3	.706	.467

Ighodaro Continues Increased Contributions

Forward Oso Ighodaro entered 2021-22 with six career points and rebounds in five appearances last season and quickly surpassed both of those totals with an increased role this year.

At Wisconsin on Dec. 4, he finished with 11 points on 5-of-7 shooting from the floor, marking the first time in his career he reached double figures in points in back-to-back games. He also chipped in five rebounds, a steal and a blocked shot in 28 minutes of action.

The Chandler, Arizona, native collected his first-career double-double (14 points, 11 rebounds) in the win over Jackson State on Nov. 30 and is also in possession of a 12-board effort against New Hampshire. He has knocked down 20-of-26 (76.9 percent) of his shots and is averaging 4.6 rebounds per game in just 17.4 minutes per night.

Bench Steps Up Production In Latest Outings

Marquette's reserve corps has played a key role in each of the squad's last three outings, finishing with a significant advantage over opposing bench players.

Against Northern Illinois, Jackson State and Wisconsin, Marquette's bench has averaged 40.3 points per game. Marquette finished with a 40-9 advantage at Wisconsin and has outscored the previous trio of opponents by 27.0 points per game.

The Golden Eagle bench outscored NIU 35-5 on Nov. 27, led by freshman Stevie Mitchell's 11 points. Mitchell finished 4-of-5 from the floor and also chipped in four rebounds, four assists and a pair of blocked shots in 23 minutes of action.

It was a group effort versus JSU, with five different players combining for a season-best 46 bench points. Oso Ighodaro led the way with 14 points and the group also chipped in 20 rebounds and six assists.

Forward Olivier-Maxence Prosper came off the bench for the first time this year in the win over JSU and responded with a season-high 11 points, matching his collegiate best (vs. South Carolina State while at Clemson in 2020-21). He followed that up with an eight-point effort at Wisconsin on Dec. 4.

Freshman Kam Jones finished with eight points (3-of-4 shooting) and a team-high five assists in 24 minutes of action in his first collegiate start.

Kolek MU's Primary Distributor

Guard Tyler Kolek arrived on Marquette's campus with the expectation to provide consistent perimeter scoring to the roster and although he has yet to find his shooting touch, he has made an impact at the offensive end with his distribution ability.

Through games of Dec. 5, Kolek is ranked second in the BIG EAST in assists per game (5.3 apg., 48 total) and ninth in assist-to-turnover ratio (2.0). He has dished out five-or-more helpers on six occasions. In 21 appearances with George Mason in 2020-21, he finished with 48 assists.

Morsell Scoring At Career-Best Clip

Senior guard Darryl Morsell is currently second on the team and 12th in the BIG EAST in scoring at 14.8 points per game, courtesy of four efforts of 20-or-more points.

In 126 career games at Maryland, he had never scored more than 19 points in an outing or averaged more than 9.0 points per contest in a season.

The Baltimore, Maryland, native netted a career-best 26 points in the win over New Hampshire and for the season is shooting 47.1 percent from the floor and 44.1 percent from behind the 3-point line.

2021-22 Marquette Game Notes

Page 3

PRONUNCIATIONS

Emarion Ellis	ee-MAR-ee-on
Oso Ighodaro	ig-uh-DAR-oh
Keeyan Itejere	KEE-en eh-TEE-zher-ay
Kur Kuath	Kweth
Olivier Maxence-Prosper	oh-LIV-ee-ay MAX-ence PRAH-spur

COMMUNICATIONS

MBB SID:	Scott Kuykendall
Email:	scott.kuykendall@marquette.edu
Office Phone:	414-288-4794
Cell Phone:	414-807-3490
Secondary Contact:	Mike Wittliff
Email:	michael.wittliff@marquette.edu
Office Phone:	414-288-7447
Cell Phone:	414-708-3959
Website:	GoMarquette.com

CREDENTIALS

Single-game credential requests are available online at <http://www.sportssystems.com/Marquette>.

Requests will be confirmed or denied via email and may be picked up at the Media Entrance (6th Street between Juneau & Highland next to Loading Dock 6) of Fiserv Forum on game-day (beginning two hours prior to tip through the second media timeout of the first half).

Please contact Scott Kuykendall with any questions.

PARKING

Parking is NOT available to home and visiting members of the media. There are several parking structures available with-in walking distance of Fiserv Forum.

INTERVIEW POLICY

Please contact Scott Kuykendall to arrange an interview with head coach Shaka Smart, a member of the coaching staff or a player.

MU players will not disclose their home phone numbers or their cellphone numbers so please do not request that info. Players have been asked to politely decline interviews that have not been cleared with the MU Communications Office. All telephone interviews will take place from either the Communications office or the Men's Basketball Office. Player interviews will not be conducted on gamedays until standard postgame procedures occur.

Please contact Kuykendall if you wish to attend practice. MU practices are scheduled at various times on weekdays but are subject to change, so please contact communications in advance.

2021-22 MARQUETTE ROSTER

NO.	NAME	POS.	HT.	WT.	CL.	HOMETOWN/HIGH SCHOOL/LAST SCHOOL
1	Kam Jones	G	6-4	185	Fr.	Cordova, Tenn./Evangelical Christian School <i>Nationally ranked prospect ... Named Division II Class A Mr. Basketball as a senior</i>
2	Emarion Ellis	G	6-5	185	Fr.	Davenport, Iowa/Assumption HS <i>Iowa 3A Player of the Year and First Team All-State as a senior ... Ranked 91st in country by Rivals.com</i>
4	Stevie Mitchell	G	6-2	190	Fr.	Reading, Pa./Wilson HS <i>State's Gatorade Player of the Year in 2020-21 ... Led Wilson to back-to-back state titles</i>
5	Greg Elliott	G	6-3	180	RJr.	Detroit, Mich./East English Village HS <i>Team's most experienced returnee with 91 appearances and nine starts</i>
10	Justin Lewis	F	6-7	245	RFr.	Baltimore, Md./Baltimore Polytechnic HS <i>Appeared in 21 games as a freshman, earning one start ... Beat Wisconsin at buzzer with tip-in last year</i>
12	Olivier-Maxence Prosper	F	6-8	220	RFr.	Montreal, Quebec/NBA Academy/Clemson <i>Played in 22 games at Clemson in 2020-21 ... Helped Canada U19 Team to bronze at 2021 world cup</i>
13	Oso Ighodaro	F	6-9	215	RFr.	Chandler, Ariz./Desert Vista HS <i>Saw action in five games off the bench as a freshman ... One of three returnees (Elliott, Lewis) on roster</i>
21	Cameron Brown *	G	6-1	190	Fr.	Plano, Texas/John Paul II High School <i>Walk-on who joined team in summer of 2021 ... First team all-district honoree</i>
22	Tyler Kolek	G	6-3	190	RFr.	Cumberland, R.I./St. George's Sch./George Mason <i>Atlantic-10 Rookie of the Year in 2020-21 ... Started 18-of-22 games for Patriots</i>
23	David Joplin	F	6-7	215	Fr.	Brookfield, Wis./Brookfield Central HS <i>Unanimous First Team All-State selection ... Nationally-ranked prep recruit</i>
32	Darryl Morsell	G	6-5	205	GSr.	Baltimore, Md./Mount Saint Joseph HS/Maryland <i>Big Ten Defensive Player of the Year in 2020-21 ... Two-time all-league honoree</i>
35	Kur Kuath	F	6-10	215	GSr.	Biemnon, South Sudan/Kearns HS/Oklahoma <i>Played three seasons at Oklahoma ... Member of NCAA tournament squad in 2020-21</i>
40	Keeyan Itejere	F	6-9	205	Fr.	Knightdale, N.C./GRACE Christian School <i>Will redshirt in 2021-22 to focus on development</i>
41	Brendan Carney *	G	6-2	190	RSo.	Menlo Park, Calif./Sacred Heart Prep <i>Walk-on who has appeared in five career games ... Joined team in 2019-20</i>
42	Michael Kennedy *	F	6-6	190	RSo.	Mequon, Wis./Homestead HS <i>Walk-on who has appeared in five career games ... Joined team in 2019-20</i>

* = walk-on

Head Coach	Shaka Smart (Kenyon College, 1999)
Assistant Coach	Neill Berry (SE Louisiana, 2003)
Assistant Coach	Cody Hatt (VCU, 2015)
Assistant Coach	DeAndre Haynes (Kent State, 2006)
Special Asst. To Head Coach	Nevada Smith (Bethany College, 2002)
Director of Recruiting	Carl Richburg (Miami, OH, 2009)
Video Coordinator	Dayshawn Wells (Bowie State, 2018)
Program Assistant	Mark Dixon (FIU, 2020)
Program Assistant	Tyler McDevitt (UNC Asheville, 2018)

Marquette Shoots & Rallies In Wins

In three of the team's seven wins, the Golden Eagles have trailed by at least 12 points at some point in the game before coming back to secure the win.

Against No. 10/10 Illinois on Nov. 15, Marquette was down by 12 points with just over 10 minutes left in the second half. The defense, which stopped the Illini on 10-of-11 possessions to close the game, helped the team rally for the 67-66 win. On Nov. 18 against Ole Miss, the Rebels led by as many as 12 points in the first half.

Against West Virginia on Nov. 19, Marquette was down as many as 14 points in the first half and the gap was 12 early in the second stanza. The Golden Eagles used a 13-0 run to take a 55-54 lead and were eventually able to pull away late for the 82-71 win.



SHAKA SMART

Head Coach | First Season

Kenyon College, 1999

Shaka Smart was named the 18th head coach of the Marquette University men's basketball program on Friday, March 26, 2021.

In 12 seasons as a head coach at Virginia Commonwealth (2009-15) and Texas (2015-21), Smart guided the two programs to a total of eight NCAA Tournament appearances. Those trips were highlighted by a run from the First Four to the Final Four by VCU in 2011.

The 43-year-old Smart owns an overall record of 272-142 (.657) and seven of his first 10 teams played in the NCAA tournament. He posted a record of 163-56 (.744) at VCU and five trips to the NCAA. While at Texas, the Longhorns were 109-86 (.559) and made NCAA appearances in 2016, 2018 and 2021. Texas claimed the National Invitation Tournament title in 2019.

During his career, Smart has coached a total of 10 NBA players, including two lottery picks and seven overall draft selections. A group of 25 student-athletes has earned all-conference accolades (40 total selections) and six times a member of the program has claimed a league season-long specialty award (player of year, sixth man, top defensive player).

A four-year starter and three-year team captain at Kenyon College (Gambier, Ohio), Smart graduated magna cum laude in 1999 with a degree in history. He still holds the school single-season (184 in 1998-99) and career (542) records for most assists.

In his senior season, he earned All-North Coast Conference (NCAC) honors and was tabbed the league's Scholar Athlete of the Year. Smart was one of 20 students named to the 1999 USA Today All-USA Academic Team and earned a prestigious NCAA post-graduate scholarship.

Smart began his coaching career as an assistant at California University (Pa.) from 1999-2001. During his two seasons, the school recorded a 40-16 mark. While there, he also earned his master's degree in social science in 2001.

A native of Madison, Wis., Smart was born on April 8, 1977. He and his wife, Maya, have one daughter, Zora.

While at VCU, Smart posted an overall mark of 163-56 (.744) and guided the Rams to five NCAA Tournament appearances. The 163 wins tied him for the second-highest number of total victories during the first six years of a head coaching career in NCAA history. VCU and Duke were the only two programs in the country to record at least 26 wins in each of those six seasons during that time frame (2009-15).

VCU was one of only 11 schools in the nation to earn an NCAA Tournament bid in five straight years between 2011-15 (Cincinnati, Duke, Gonzaga, Kansas, Louisville, Michigan State, North Carolina, Ohio State, San Diego State and Wisconsin). During Smart's tenure, the Rams posted a 27-9 (.750) mark in postseason play and a 33-10 (.767) record in the month of March, including a 7-5 mark in five NCAA Tournament appearances. The Rams' NCAA appearance in 2015 marked the first time in school history VCU had advanced to the Big Dance five straight years, and the first time in the history of the Commonwealth of Virginia that a Division I basketball program had accomplished that feat.

Prior to his time at VCU, Smart worked as an assistant under notable coaches Billy Donovan (Florida), Oliver Purnell (Clemson and Dayton) and Keith Dambrot (Akron). During his one year with Donovan at Florida, he helped lead the Gators to a 25-11 mark and a trip to the Postseason NIT quarterfinals in 2008-09. The 25 victories marked the fifth-highest number of wins in a single season in program history.

He served as an assistant coach under Purnell at Clemson for two seasons (2006-08). In that span, the Tigers posted a total of 49 wins and made back-to-back postseason appearances, including a NCAA Tournament berth in 2008.

Smart worked as an assistant at Akron for three years (2003-06). In his final season on the staff, he helped the Zips to a 23-10 record, marking the school's highest victory total since it became a Division I program in 1980-81.

He also worked for Purnell at Dayton as director of basketball operations for two seasons (2001-03). During that time, the Flyers registered a 45-17 mark and won the 2003 Atlantic 10 Championship. The 2002-03 squad posted a 24-6 record and earned a trip to the NCAA Tournament.

Year	School	Overall W-L	Conf W-L	Postseason
2009-10	VCU	27-9	11-7	CBI Champions
2010-11	VCU	28-12	12-6	NCAA Semifinals
2011-12	VCU	29-7	15-3	NCAA Round of 32
2012-13	VCU	27-9	12-4	NCAA Round of 32
2013-14	VCU	26-9	12-4	NCAA Round of 32
2014-15	VCU	26-10	12-6	NCAA Round of 64
2015-16	Texas	20-13	11-7	NCAA Round of 64
2016-17	Texas	11-22	4-14	(no postseason)
2017-18	Texas	19-15	8-10	NCAA Round of 64
2018-19	Texas	21-16	8-10	NIT Champions
2019-20	Texas	19-12	9-9	(no postseason)
2020-21	Texas	19-8	11-6	NCAA Round of 64
Totals	12 seasons	272-142 (.657)	125-86 (.592)	8 NCAA, 1 NIT, 1 CBI

The Shaka Smart File

Birthdate: April 8, 1977

Hometown: Madison, Wis.

Education: Kenyon College (Gambier, Ohio); magna cum laude, bachelor's degree in history, 1999. California University (California, Pa.), master's degree in social science, 2001

Wife: Maya

Daughter: Zora

SHAKA SMART VS. ALL OPPONENTS

OPPONENT	ALL	MU	UT	VCU	H	A	N	OPPONENT	ALL	MU	UT	VCU	H	A	N	OPPONENT	ALL	MU	UT	VCU	H	A	N
Abilene Christian	0-1		0-1				0-1	La.-Monroe	2-0		2-0		2-0			UTSA	1-0		1-0		1-0		
Akron	3-0			3-0	1-0	1-0	1-0	LSU	0-1		0-1		0-1			Vanderbilt	1-0		1-0		1-0		
Alabama	3-1		2-0	1-1	2-0	1-1		Louisiana Tech	1-0		1-0		1-0			Villanova	0-2		0-1	0-1	0-1		0-1
Appalachian State	1-0		1-0		1-0			Md.-Eastern Shore	1-0		1-0	1-0				Virginia	1-1		1-1	0-1	1-0		
Arkansas	1-1		1-1				1-1	Massachusetts	3-1		3-1	2-0	0-1	1-0		VCU	1-1		1-1		0-1	1-0	
Baylor	2-10		2-10		1-5	1-4	0-1	McNeese State	1-0		1-0		1-0			VMI	1-0		1-0	1-0			
Belmont	3-0		3-0	2-0	1-0			Memphis	1-0		1-0			1-0		Virginia Tech	1-0		1-0			1-0	
Bethune-Cookman	1-0		1-0	1-0				Michigan	0-4		0-3	0-1	0-1	0-1	0-2	Wake Forest	1-0		1-0		1-0		
Boston College	1-0		1-0			1-0		Michigan State	0-1		0-1				0-1	Washington	1-1		1-1				1-1
Boston University	1-0		1-0	1-0				Ole Miss	2-0	1-0	1-0		1-0		1-0	Western Kentucky	3-0		3-0	1-0	1-0	1-0	
Butler	2-1		1-0	1-1	1-0		1-1	Missouri	0-1		0-1			0-1		Western Michigan	0-1		0-1		0-1		
California	1-0		1-0				1-0	Nevada	1-1		0-1	1-0	1-0		0-1	West Virginia	8-6	1-0	7-6		4-2	3-3	1-1
Cal Baptist	1-0		1-0		1-0			New Hampshire	3-0	1-0	1-0	1-0	3-0			Wichita State	2-1		2-1	0-1	1-0	1-0	
Central Michigan	1-0		1-0		1-0			North Carolina	3-0		3-0		1-0		2-0	William & Mary	5-1		5-1	3-0	2-1		
Charlotte	1-0		1-0		1-0			UNC Greensboro	2-0		2-0	1-0	1-0			Winthrop	3-0		3-0	1-0	1-0	1-0	
Cincinnati	1-0		1-0		1-0			UNC Wilmington	6-0		6-0	3-0	3-0			Wisconsin	0-1	0-1				0-1	
The Citadel	1-0		1-0		1-0			Northeastern	4-3		4-3	3-1	0-2	1-0		Wofford	2-0		2-0	2-0			
Cleveland State	1-0		1-0	1-0				Northern Colorado	1-0		1-0		1-0			Xavier	2-0		1-0	1-0	1-0	1-0	
College of Charleston	1-0		1-0	1-0				Northern Illinois	1-0	1-0			1-0										
Colorado	1-1		1-1		1-0		0-1	Northern Iowa	2-2		0-1	2-1	2-0	0-1	0-1								
Connecticut	0-1		0-1		0-1			Northwestern	0-1		0-1				0-1								
Davidson	3-1		1-0	2-1	1-0	0-1	2-0	Northwestern State	1-0		1-0		1-0										
Dayton	3-1		3-1	1-1	1-0	1-0		Ohio State	0-1		0-1			0-1									
Delaware	4-0		4-0	1-0	2-0	1-0		Oklahoma	8-5		7-5	1-0	5-2	3-3									
Drexel	4-3		4-3	2-0	0-3	2-0		Oklahoma State	8-5		8-5		5-1	2-4	1-0								
Duke	0-2		0-1	0-1			0-2	Old Dominion	6-5		6-5	3-1	3-2	0-2									
Duquesne	3-0		3-0	1-0	2-0			Oregon	1-0		1-0			1-0									
East Carolina	1-0		1-0	1-0				Prairie View A&M	1-0		1-0		1-0										
East Tennessee State	2-0		2-0	1-0	1-0			Providence	0-2		0-2		0-1	0-1									
Eastern Illinois	1-0		1-0		1-0			Purdue	3-0		2-0	1-0	1-0	1-0	1-0								
Eastern Kentucky	1-0		1-0	1-0				Radford	0-1		0-1		0-1										
Eastern Washington	1-0		1-0		1-0			Rhode Island	4-0		4-0	2-0	2-0										
Farleigh Dickinson	1-0		1-0	1-0				Richmond	7-4		7-4	4-1	1-3	2-0									
Florida A&M	1-0		1-0		1-0			St. Bonaventure	2-2	0-1		2-1	1-0	1-2									
Florida Gulf Coast	1-0		1-0	1-0				St. Francis	1-0		1-0	1-0											
Florida State	1-1		1-1			1-1		Saint Louis	5-3		5-3	3-0	2-2	0-1									
Fordham	5-0		5-0	2-0	2-0	1-0		Saint Joseph's	3-2		3-2	2-0	0-1	1-1									
George Mason	7-3		7-3	3-1	1-2	3-0		Sam Houston State	1-0		1-0		1-0										
George Washington	7-1		7-1	3-0	2-1	2-0		Samford	1-0		1-0		1-0										
Georgetown	1-2		0-1	1-1			1-2	Seton Hall	0-1		0-1			0-1									
Georgia	0-2		0-2			0-2		South Dakota State	1-0		1-0		1-0										
Georgia State	4-2		4-2	2-1	2-1			Southern California	1-0		1-0			1-0									
Georgia Tech	0-1		0-1			0-1		South Florida	1-1		1-1	1-0	0-1										
Gonzaga	0-1		0-1				0-1	SIUE	1-0	1-0			1-0										
Grand Canyon	1-0		1-0		1-0			Stanford	1-0		1-0			1-0									
Hampton	1-0		1-0		1-0			Stephen F. Austin	0-1		0-1			0-1									
High Point	1-0		1-0		1-0			Stetson	1-0		1-0	1-0											
Hofstra	4-0		4-0	2-0	2-0			Stony Brook	1-0		1-0	1-0											
Incamate Word	1-0		1-0		1-0			Temple	0-1		0-1		0-1										
Illinois	1-0				1-0			Tennessee	1-1		1-1			1-1									
Illinois State	2-0		2-0	1-0	1-0			Tennessee State	1-0		1-0		1-0										
Indiana	1-1		1-0	0-1			1-1	Texas A&M	1-1		1-1				1-1								
Iowa State	9-4		9-4		6-0	2-4	1-0	Texas A&M-CC	1-0		1-0		1-0										
Jackson State	1-0	1-0			1-0			TCU	7-6		7-6		4-2	2-4	1-0								
James Madison	3-2		3-2	2-1	1-1			Texas Tech	6-9		6-9		3-3	1-5	2-1								
Kansas	4-10		3-10	1-0	2-4	1-5	1-1	Texas State	1-0		1-0		1-0										
Kansas State	7-5		7-5		3-3	4-2		Toledo	1-0		1-0	1-0											
Kent State	0-1		0-1		0-1			Towson	4-0		4-0	2-0	2-0										
La Salle	1-2		1-2	0-2	1-0			Tulane	2-0		2-0	1-0	1-0										
Lehigh	1-0		1-0	1-0				UAB	3-1		2-0	1-1	3-0	0-1									
Lipscomb	2-0		2-0		1-0		1-0	UCLA	1-0		1-0			1-0									
Long Beach State	2-0		1-0	1-0	1-0		1-0	UT Arlington	2-1		2-1		2-1										
Longwood	1-0		1-0	1-0				UTRGV	1-0		1-0		1-0										

SMART'S CAREER COACHING RECORD BREAKDOWN

MU (at Marquette)	7-2 (.778)	H (Home games)	160-42 (.792)
VCU (at VCU)	163-56 (.744)	A (Away games)	70-67 (.511)
UT (at Texas)	109-86 (.559)	N (Neutral games)	49-35 (.583)
		OVERALL	279-144 (.660)



NEILL BERRY

Assistant Coach | First Season
Southeastern Louisiana, 2003

- Owns over 15 years experience at the NCAA D1 level
- Spent three seasons (2018-21) with Smart at Texas
- Coached at Iowa St, High Point, S. Carolina & WKU
- Member of NCAA tournament team at SLC, the first in program history



CODY HATT

Assistant Coach | First Season
VCU, 2015

- On Smart's staff all six seasons at Texas, moving to assistant coach in 2020-21
- Worked as graduate assistant at VCU in 2014-15
- Served on staff with USA Under 18 National Team in 2016 and helped program to gold medal at FIBA event
- Member of league title team at Norwich University



DEANDRE HAYNES

Assistant Coach | First Season
Kent State, 2006

- Most recent coaching stops included two years at both Maryland (2019-21) and Michigan (2017-19)
- During four years in Big Ten, helped teams to three NCAA tournament trips, including 2018 Final Four
- Owns coaching stops at Toledo and Kent State as well
- Four-year starter as player at Kent State



NEVADA SMITH

Special Assistant to the Head Coach | First Season
Bethany College, 2002

- Served as Director of Program Development at Texas in 2020-21 under Smart
- G-League head coach at Sioux Falls and Rio Grand Valley and total of 14 players earned NBA callup.
- Owns nearly 15 years of experience in college ranks
- Four-year starter at Bethany College



CARL RICHBURG

Director of Recruiting | First Season
Miami (OH), 2009




DAYSHAWN WELLS

Video Coordinator | First Season
Bowie State, 2018

2021-22 Marquette Game Notes

Page 7




#1 | Kam Jones
G | Fr. | 6-4 | 185




#2 | Emarion Ellis
G | Fr. | 6-5 | 185



#4 | Stevie Mitchell
G | Fr. | 6-2 | 190



#5 | Greg Elliott
G | R Jr. | 6-3 | 180



#10 | Justin Lewis
F | R Fr. | 6-7 | 245



#12 | OMax Prosper
F | R Fr. | 6-8 | 220



#13 | Oso Ighodaro
F | R Fr. | 6-9 | 215




#21 | Cameron Brown
G | Fr. | 6-1 | 190



#22 | Tyler Kolek
G | R Fr. | 6-3 | 190



#23 | David Joplin
F | Fr. | 6-7 | 215



#32 | Darryl Morsell
G | G Sr. | 6-5 | 205



#35 | Kur Kuath
F | G Sr. | 6-10 | 215



#40 | Keeyan Itejere
F | Fr. | 6-9 | 205



#41 | Brendan Carney
G | R So. | 6-2 | 190



#42 | Micheal Kennedy
F | R So. | 6-6 | 190



Shaka Smart
Head Coach



Neill Berry
Assistant Coach



Cody Hatt
Assistant Coach



DeAndre Haynes
Assistant Coach



Nevada Smith
Special Assistant

2021-22 Marquette Game Notes

Page 8

MU as an AP-Ranked Team

	All-Time	Smart
1. 9 Notre Dame 65, MU 59 (2/26/78)	4-1	--
2. MU 75, Xavier 53 (2/20/78)	57-6	--
3. Miami (Ohio) 84, MU 81 (3/11/78) *	31-3	--
4. MU 97, 11 UNLV 81 (1/15/78)	16-2	--
5. MU 67, Wichita State 56 (1/2/78)	18-5	--
6. MU 67, 11 Clemson 49 (12/27/76)	16-6	--
7. MU 67, 5 N. Carolina 59 (3/28/77) *	19-4	--
8. Louisville 84, MU 71 (3/8/12)	22-10	--
9. 4 Cincinnati 63, MU 62 (2/20/02)	21-7	--
10. Creighton 66, MU 60 (3/3/19)	28-9	--
11. MU 76, Providence 58 (2/23/19)	25-6	--
12. MU 87, Xavier 82 (1/26/19)	21-5	--
13. 25 Syracuse 86, MU 79 (3/7/09)	28-16	--
14. MU 81, Villanova 77 (1/1/12)	11-3	--
15. MU 79, Providence 68 (1/20/19)	21-6	--
16. Georgetown 86, MU 84 (3/9/19)	22-10	--
17. 10 Ohio State 52, MU 35 (11/16/13)	24-3	--
18. 15 Villanova 72, MU 71 (2/12/20)	19-5	--
19. Providence 84, MU 72 (2/22/20)	4-5	--
20. MU 103, 14 Buffalo 85 (12/21/18)	15-10	--
21. MU 70, Seton Hall 66 (1/12/19)	16-5	--
22. MU 72, 21 Notre Dame 64 (3/2/13)	11-3	--
23. Seton Hall 81, MU 79 (3/15/19)	5-5	--
24. MU 74, Presbyterian 55 (11/17/18)	15-5	--
25. SDSU 67, MU 59 (12/1/13)	19-7	--
TOTALS	488-147	--

MU vs. AP-Ranked Teams

1. Villanova 85, MU 82 (1/28/18)	2-11	--
2. Kansas 77, MU 68 (11/21/18)	2-14	--
3. Villanova 100, MU 90 (1/6/18)	0-11	--
4. MU 67, Wisconsin 65 (12/4/20)	6-12	--
5. Villanova 96, MU 64 (2/10/21)	4-17	--
6. Xavier 91, MU 87 (12/27/17)	6-22	--
7. MU 102, Creighton 94 (1/21/17)	6-10	--
8. Xavier 89, MU 70 (1/24/18)	3-13	--
9. MU 89, Creighton 84 (12/14/20)	12-9	--
10. MU 67, Illinois 66 (11/15/21)	8-7	1-0
11. Creighton 85, MU 70 (2/19/14)	8-7	--
12. MU 74, Wisconsin 69 (12/8/18) OT	9-9	--
13. Seton Hall 88, MU 79 (2/29/20)	4-9	--
14. 10 MU 66, Villanova 65 (2/9/19)	9-5	--
15. Creighton 71, MU 68 (2/6/21)	6-3	--
16. Syracuse 55, 15 MU 39 (3/30/13)*	2-6	--
17. Wisconsin 93, MU 84 (12/10/16)	5-4	--
18. Louisville 71, MU 70 (1/15/11)	3-3	--
19. Purdue 86, MU 71 (11/14/17)	7-5	--
20. MU 96, Providence 91 (2/10/16) 2OT	7-7	--
21. 22 MU 72, Notre Dame 64 (3/2/13)	5-1	--
22. St. Bonaventure 70, MU 54 (11/19/21)	4-7	0-1
23. Wisconsin 89, MU 76 (12/4/21)	4-5	0-1
24. Notre Dame 73, 12 MU 65 (3/14/13)	2-3	--
25. Providence 77, MU 66 (3/1/15)	4-5	--
TOTALS	128-207	1-2

* = NCAA Tournament game

The Last Time

TEAM	MARQUETTE	OPPONENT
100+ Points	106-54 vs. Central Arkansas (12/28/19)	106-104 at Creighton (1/9/19) OT
90+ Points	99-57 vs. Arkansas-Pine Bluff (11/25/20)	88-91 at Xavier (12/20/20)
Under 50 Points	44-64 vs. Xavier (2/10/15)	84-41 vs. Southern (12/28/18)
FG Pct. 60+	61.5 vs. Butler (2/2/21)	63.0 at 5 Villanova (2/10/21)
Five or fewer turnovers	5 vs. Georgetown (3/9/19)	4 vs. 5 Villanova (12/23/20)
Five Players, 10+ pts.	5 vs. St. John's (1/31/21)	5 vs. SIUE (11/9/21)
TEAM	MARQUETTE WIN	MARQUETTE LOSS
Ranked Opponent (AP)	67-66 vs. 10 Illinois (11/15/21)	76-89 vs. 23 Wisconsin (12/4/21)
Overtime Game	84-82 at Xavier (1/29/20) 2OT	72-63 at Providence (1/27/21)
Double Overtime	84-82 at Xavier (1/29/20) 2OT	90-91 vs. St. John's (3/8/14) 2OT
Triple Overtime	Never	74-77 vs. Louisville (2/24/01) 3OT
Home Opener	88-77 SIUE (11/9/21)	80-83 vs. Belmont (11/13/15)
Road Opener	78-72 vs. Ole Miss (11/18/21)	60-69 at UCLA (12/11/20)
INDIVIDUAL	MARQUETTE	OPPONENT
50+ Points	51, Markus Howard 101-79 vs. USC (11/29/19)	-
40+ Points	42, Markus Howard 84-80 at Georgetown (1/18/20)	44, Shamorie Ponds 78-86 at St. John's (2/10/18)
30+ Points	30, Markus Howard 86-88 at St. John's (3/7/20)	31, David Duke 63-72 at Providence (1/27/21)
20+ Points	22, Darryl Morsell 21, Justin Lewis 78-72 vs. Ole Miss (11/18/21)	25, Johnny Davis 20, Brad Davison 76-89 vs. 23 Wisconsin (12/4/21)
10+ Rebounds	11, Oso Ighodaro 83-54 vs. Jackson State (11/30/21)	14, Jayveous McKinnis 83-54 vs. Jackson State (11/30/21)
15+ Rebounds	16, Henry Ellenson 96-91 vs. 20 Providence (2/10/16) 2OT	15, Tyrique Jones 84-82 at Xavier (1/29/20) 2OT
15+ Free Throws	15, Markus Howard 84-72 at Providence (2/22/20)	15, Austin Croshere 59-81 vs. Providence (3/14/97)
10+ Assists	10, Andrew Rosey 90-86 at Georgetown (2/26/18) OT	11, Collin Gillespie 64-96 at 5 Villanova (2/10/21)
Double-Double	14 pts, 11 reb, Oso Ighodaro 83-54 vs. Jackson State (11/30/21)	13 pts, 14 reb, Jayveous McKinnis 83-54 vs. Jackson State (11/30/21)
Triple-Double	29 pts, 11 reb, 11 ast, Dwyane Wade 83-69 vs. 1 Kentucky (3/29/03)	17 pts, 11 reb, 16 ast, Ja Morant 64-83 vs. Murray State (3/21/19)

MARQUETTE'S RECORD WHEN

	2021-22
Leading at half	4-0
Trailing at half	2-2
Tied at half	1-0
Scoring 70 or more points	6-1
Allowing 80 or more points	0-1
Holding opponents to 60 points or less	1-0
Shooting 50 percent or better	2-0
Opponent shoots 50 percent or better	1-1
Opponent shoots under 40 percent	3-0
MU's FG percent is same or higher than opp	5-0
MU's FG percent is lower than opp	2-2
MU's 3FG percent is even with or higher than 40 percent	2-0
Opponent's 3FG percent is even with or higher than 40 percent	2-1
MU shoots more FT than opponent	5-1
MU shoots fewer FT than opponent	1-1
Out-rebounded opponent	3-0
Out-rebounded by opponent	3-2
Same or fewer turnovers as opp	4-0
More turnovers than opponent	3-2
Overtime games	0-0
In games decided by 5 pts. or less	2-0
In games decided by 6-10	1-0
In games decided by 11-15	3-0
In games decided by 16 pts. or more	1-2
vs Ranked Teams (AP or Coaches)	1-2

2021-22 Marquette Game Notes

Page 9

2021-22 Team Superlatives by Period				
TEAM	FIRST HALF	SECOND HALF	OVERTIME	DOUBLE OVERTIME
Most Points	39, 2x Last: NIU (11/27/21)	54, Jackson State (11/30/21)		
Fewest Pts. Allowed	27, 10 Illinois (11/15/21)	24, West Virginia (11/19/21)		
FG Percentage	56.7, NIU (11/27/21)	65.5, Jackson State (11/30/21)		
Low FG Pct. Allowed	29.0, N. Hampshire (11/12/21)	25.0, Jackson State (11/30/21)		
3-Point Percentage	35.3, Ole Miss (11/18/21)	61.5, West Virginia (11/19/21)		
3-Pointers Made	6, Ole Miss (11/18/21)	8, West Virginia (11/19/21)		
FT Made	11, N. Hampshire (11/12/21)	18, NIU (11/27/21)		
Assists	14, NIU (11/27/21)	14, West Virginia (11/19/21)		
Blocks	4, 2x Last: West Virginia (11/19/21)	4, NIU (11/27/21)		
Steals	7, SIUE (11/9/21)	8, Jackson State (11/30/21)		
Rebounds	21, 2x Last: 23 Wisconsin (12/4/21)	25, Jackson State (11/30/21)		
2021-22 Individual Superlatives by Period				
FIRST HALF				
Points	11 Darryl Morsell SIUE (11/9/21),Justin Lewis, 2x Last: NIU (11/27/21), and Oso Ighodaro 23 Wisconsin (12/4/21)			
3-pointers Made	2 Kam Jones, Tyler Kolek, West Virginia (11/19/21) and Darryl Morsell, 3x Last: Ole Miss (11/18/21)			
FT Made	5 Tyler Kolek, N. Hampshire (11/12/21)			
Rebounds	8 Oso Ighodaro, N. Hampshire (11/12/21)			
Assists	7 Tyler Kolek, SIUE (11/9/21)			
SECOND HALF				
Points	19 Darryl Morsell, N. Hampshire (11/12/21)			
3-pointers Made	4 Justin Lewis and Kam Jones, West Virginia (11/19/21)			
FT Made	7 Darryl Morsell, N. Hampshire (11/12/21)			
Rebounds	9 Justin Lewis, SIUE (11/9/21) and Oso Ighodaro, Jackson State (11/30/21)			
Assists	6 Tyler Kolek, West Virginia (11/19/21)			
FIRST OVERTIME				
Points				
3-pointers Made				
FT Made				
Rebounds				
Assists				
SECOND OVERTIME				
Points				
3-pointers Made				
FT Made				
Rebounds				
Assists				

2021-22 Specialty Stats . . . (MU/Opp.)

Opponent	In Paint	Off T/O	2nd Chance	Fast Break	Bench	Deflections
SIUE	44/44	26/16	14/18	26/27	25/27	32
New Hampshire	24/18	11/10	4/8	21/5	18/18	26
Illinois	24/26	28/9	10/17	19/20	8/2	34
Ole Miss	16/38	17/11	14/8	3/6	26/18	20
West Virginia	30/24	10/13	9/10	15/3	20/17	16
St. Bonaventure	18/50	11/28	10/9	4/12	23/4	19
Northern Illinois	36/40	14/12	13/5	22/16	35/5	44
Jackson State	42/34	30/15	16/11	26/16	46/26	42
at Wisconsin	34/34	13/12	5/12	8/9	40/9	22
at Kansas State						
UCLA						
at Xavier						
UCONN						
at St. John's						
Creighton						
Providence						
at Georgetown						
DePaul						
Seton Hall						
at Villanova						
Xavier						
at Seton Hall						
at Providence						
Villanova						
at UCONN						

Opponent	In Paint	Off T/O	2nd Chance	Fast Break	Bench	Deflections
at Butler						
Georgetown						
at Creighton						
Butler						
at DePaul						
St. John's						

This Season...

Largest halftime lead	11	NIU (11/27/21)
Largest halftime deficit	12	West Virginia (11/19/21)
Largest lead in a game	32	Jackson State (11/30/21)
Largest deficit in a game	27	22 St. Bonaventure (11/21/21)
Largest winning margin	29	Jackson State (11/30/21)
Largest losing margin	16	22 St. Bonaventure (11/21/21)
Largest deficit in a victory	14	West Virginia (11/19/21)
Largest lead in a loss	4	2x Last: 23 Wisconsin (12/4/21)
30+ point games	-	-
20+ point games		Morsell (4), Lewis (1)
10+ rebound games		Lewis (3), Ighodaro (2)
10+ assist games		-
10+ block games		-
Double-doubles		Lewis (3), Ighodaro (1)

2021-22 Marquette Game Notes

Page 10

#1 - KAM JONES

#2 - EMARION ELLIS

#4 - STEVIE MITCHELL

2021-22 STATISTICS

	min	fg-a	3fg-a	ft-a	reb	ast	to	bk	st	pf	pts
SIUE	13	1-4	1-3	1-2	0	0	0	0	0	4	4
New Hampshire.....	20	2-5	1-3	0-0	1	0	1	0	0	2	5
Illinois.....	16	2-7	0-3	2-3	2	2	1	0	2	1	6
Ole Miss.....	25	6-14	2-9	4-5	1	3	0	0	0	2	18
West Virginia.....	19	4-8	4-6	0-0	1	0	0	1	0	2	12
St. Bonaventure.....	29	1-7	1-6	1-3	1	3	2	0	0	2	4
Northern Illinois.....	19	2-4	0-2	2-2	3	1	2	0	2	0	6
Jackson St.*.....	23	3-4	2-3	0-0	2	5	2	0	2	0	8
Wisconsin*.....	31	2-9	1-5	0-0	1	1	0	0	0	2	5
Kansas St.											
UCLA											
Xavier											
UConn											
St. John's											
Creighton											
Providence											
Georgetown											
DePaul											
Seton Hall											
Villanova											
Xavier											
Seton Hall											
Providence											
Villanova											
UConn											
Butler											
Georgetown											
Creighton											
Butler											
DePaul											
St. John's											
TBA											

2021-22 STATISTICS

	min	fg-a	3fg-a	ft-a	reb	ast	to	bk	st	pf	pts
SIUE											
New Hampshire.....	6	0-1	0-1	0-0	0	0	0	0	0	1	0
Illinois.....	2	0-0	0-0	0-0	1	0	1	0	0	1	0
Ole Miss.....											
West Virginia.....											
St. Bonaventure.....	9	1-2	1-1	1-4	3	1	1	0	0	1	4
Northern Illinois.....	10	0-0	0-0	1-4	0	1	2	0	1	2	1
Jackson St.	12	1-2	0-1	4-4	1	1	4	0	1	2	6
Wisconsin.....	7	1-2	1-1	3-4	1	0	0	0	0	0	6
Kansas St.											
UCLA											
Xavier											
UConn											
St. John's											
Creighton											
Providence											
Georgetown											
DePaul											
Seton Hall											
Villanova											
Xavier											
Seton Hall											
Providence											
Villanova											
UConn											
Butler											
Georgetown											
Creighton											
Butler											
DePaul											
St. John's											
TBA											

2021-22 STATISTICS

	min	fg-a	3fg-a	ft-a	reb	ast	to	bk	st	pf	pts
SIUE	24	5-10	1-3	3-5	4	4	1	0	0	2	14
New Hampshire.....	20	2-7	1-3	2-3	0	2	0	0	2	5	7
Illinois.....	15	0-2	0-1	0-2	1	0	2	0	0	2	0
Ole Miss.....	13	1-2	0-1	0-0	1	1	1	0	0	1	2
West Virginia.....	5	0-0	0-0	0-0	1	0	0	0	0	1	0
St. Bonaventure.....	12	1-1	0-0	0-0	1	1	4	0	1	2	2
Northern Illinois.....	23	4-5	1-1	2-4	4	4	1	2	0	2	11
Jackson St.	20	3-6	0-0	3-5	4	3	3	0	2	2	9
Wisconsin.....	13	0-3	0-0	1-2	1	0	1	0	1	0	1
Kansas St.											
UCLA											
Xavier											
UConn											
St. John's											
Creighton											
Providence											
Georgetown											
DePaul											
Seton Hall											
Villanova											
Xavier											
Seton Hall											
Providence											
Villanova											
UConn											
Butler											
Georgetown											
Creighton											
Butler											
DePaul											
St. John's											
TBA											

#5 - GREG ELLIOTT

2021-22 STATISTICS

	min	fg-a	3fg-a	ft-a	reb	ast	to	bk	st	pf	pts
SIUE											
New Hampshire.....											
Illinois.....											
Ole Miss.....											
West Virginia.....	12	0-2	0-1	1-2	0	1	0	0	1	1	1
St. Bonaventure.....	10	1-3	1-1	0-0	1	0	2	0	1	1	3
Northern Illinois.....	13	1-2	1-2	2-2	3	1	2	0	1	2	5
Jackson St.	3	0-0	0-0	0-0	0	0	0	0	0	0	0
Wisconsin.....	9	2-4	1-2	1-1	1	0	0	0	0	2	6
Kansas St.											
UCLA											
Xavier											
UConn											
St. John's											
Creighton											
Providence											
Georgetown											
DePaul											
Seton Hall											
Villanova											
Xavier											
Seton Hall											
Providence											
Villanova											
UConn											
Butler											
Georgetown											
Creighton											
Butler											
DePaul											
St. John's											
TBA											

2020-21 STATISTICS

	min	fg-a	3fg-a	ft-a	reb	ast	to	bk	st	pf	pts
Ark.-Pine Bluff.....	13	3-4	2-3	2-4	2	3	3	0	1	1	10
Eastern Ill.....	14	0-1	0-1	0-0	1	2	1	0	0	2	0
Oklahoma St.....	6	0-1	0-1	2-2	0	0	0	0	1	0	2
Wisconsin.....	15	1-1	0-0	4-4	1	0	0	0	3	1	6
Green Bay.....	13	1-3	0-0	0-0	1	2	0	0	0	1	2
UCLA.....	24	2-6	1-4	3-4	0	0	1	0	0	2	8
Creighton.....	27	5-6	4-4	0-0	4	3	2	0	1	4	14
Seton Hall.....	11	0-2	0-1	0-0	0	0	0	0	1	0	0
Xavier.....	11	1-1	1-1	2-2	1	1	0	0	0	1	5
Villanova.....	10	3-5	1-2	0-0	2	2	0	1	0	1	7
Georgetown.....	25	1-3	1-2	2-2	1	0	2	0	4	1	5
UConn.....	21	1-3	1-3	0-0	2	1	0	0	0	1	3
Providence.....	11	1-2	0-1	0-0	3	0	1	0	0	0	2
St. John's.....	24	5-8	3-5	0-0	4	2	3	0	1	2	13
DePaul.....	12	2-5	0-3	2-2	1	0	1	0	1	1	6
Providence.....	27	3-5	2-3	0-0	0	0	1	0	0	2	8
St. John's.....	14	0-0	0-0	0-0	2	0	1	1	1	2	0
Butler.....	4	0-1	0-1	0-0	1	0	1	0	0	0	0
Creighton.....	17	2-5	0-2	3-3	1	0	0	0	0	0	7
Villanova.....	9	0-2	0-1	0-0	0	0	2	0	0	0	0
Seton Hall.....	17	1-3	0-1	1-2	2	0	3	0	2	0	3
Butler*.....	28	5-9	3-6	4-5	6	0	0	0	1	0	17
North Carolina*.....	31	4-9	3-5	4-4	3	1	2	1	4	0	15
UConn*.....	25	2-4	2-3	0-0	1	1	1	0	0	3	6
DePaul*.....	28	4-8	2-5	1-2	3	1	0	2	1	2	11
Xavier.....	19	5-6	2-3	0-0	1	1	1	0	1	0	12
Georgetown*.....	32	2-9	2-5	0-0	1	0	0	0	0	1	6

2019-20 STATISTICS

	min	fg-a	3fg-a	ft-a	reb	ast	to	bk	st	pf	pts
Loyola Maryland.....	16	2-3	2-2	2-2	2	1	1	0	0	1	8
Purdue.....	23	1-5	0-2	1-1	5	4	2	0	0	0	3
Wisconsin.....	26	3-4	1-1	2-2	4	0	1	1	1	0	9
Robert Morris.....	20	1-4	0-2	2-2	6	2	3	0	1	1	4
Davidson.....	20	0-2	0-1	1-2	1	0	0	0	1	1	0
USC.....	25	4-4	2-2	1-3	4	3	1	0	1	0	11
Maryland.....	26	0-3	0-2	1-2	0	0	0	0	1	2	1
Jacksonville*.....	31	2-7	1-3	2-4	5	3	2	1	1	2	7
Kansas St.....	21	3-6	3-3	0-0	1	1	3	0	2	2	9
Grambling St.....	14	2-5	1-4	0-0	2	0	2	0	0	1	5
North Dakota St.....	12	1-5	0-1	2-2	1	0	0	0	0	0	4
Central Arkansas.....	23	3-3	2-2	1-2	4	4	2	0	2	1	9
Creighton.....	17	2-3	2-2	0-0	0	0	2	0	0	0	6
Villanova.....	23	2-4	0-1	0-0	4	4	1	0	1	0	4
Providence.....	21	1-5	0-3	0-2	1	3	0	0	1	1	2
Seton Hall.....					DNP						
Xavier.....					DNP						
Georgetown.....					DNP						
St. John's.....					DNP						
Butler.....					DNP						
Xavier.....					DNP						
DePaul.....	7	0-2	0-2	0-0	1	0	0	0	0	0	0
Butler.....	16	0-0	0-0	2-2	1	0	1	0	1	1	2
Villanova.....	11	1-3	0-2	0-0	2	1	0	0	1	1	2
Creighton.....	18	2-4	1-3	0-0	4	1	0	0	1	0	5
Providence.....	23	3-6	1-1	3-3	3	0	1	0	0	3	10
Georgetown.....	12	0-2	0-2	0-0	3	3	0	1	0	1	0
Seton Hall.....	15	3-4	0-0	0	0	0	0	0	0	0	7
DePaul.....	11	1-3	1-1	0-0	1	0	0	0	0	5	3
St. John's.....	26	4-7	1-2	2-2	5	2	0	0	1	5	11

2021-22 Marquette Game Notes

Page 11

#5 - GREG ELLIOTT

2017-18 STATISTICS

	min	fg-a	3fg-a	ft-a	reb	ast	to	bk	st	pf	pts
Mount St. Mary's...	18	1-2	0-1	0-0	2	1	1	0	2	0	2
Purdue.....	12	0-1	0-1	2-2	2	0	0	1	1	0	2
VCU.....	9	0-0	0-0	0-0	1	1	2	2	0	1	0
Wichita St.....	11	0-0	0-0	0-0	3	0	0	0	0	0	0
LSU.....	17	2-3	0-0	0-1	2	0	0	1	1	2	4
Eastern Illinois.....	28	3-8	1-2	0-2	3	0	1	4	4	3	7
Chicago St.....	23	3-5	0-2	1-2	6	9	1	1	1	3	7
Georgia.....	26	1-3	0-1	2-2	3	1	2	1	2	4	4
Vermont.....	18	1-2	0-1	0-0	3	1	3	1	1	1	2
Wisconsin.....	15	0-1	0-0	0-0	0	2	0	0	0	2	0
Northern Illinois.....	12	0-2	0-1	0-0	2	3	1	2	0	1	0
American.....	23	1-2	0-1	3-6	5	3	1	1	2	1	5
Xavier.....	16	3-4	2-2	0-0	2	0	0	0	1	0	8
Georgetown.....	6	0-0	0-0	0-0	0	0	0	0	0	2	0
Providence.....	34	1-2	0-0	0-1	2	4	1	1	2	5	2
Villanova.....	25	5-10	1-2	2-2	4	1	1	2	1	4	13
Seton Hall.....	25	2-3	1-1	4-4	5	3	0	0	1	1	9
Butler.....	26	2-6	1-2	0-0	2	1	2	1	0	2	5
DePaul.....	21	0-3	0-0	0-0	4	1	2	1	1	1	0
Xavier.....	30	3-4	0-0	0-0	5	1	1	0	0	4	6
Villanova.....	14	0-0	0-0	0-0	1	1	0	0	0	2	0
Butler.....	28	3-4	0-1	4-4	2	2	0	0	3	4	10
Providence.....	22	3-5	1-2	6-6	3	0	1	1	0	4	13
Seton Hall.....	9	0-1	0-0	0-0	0	0	2	0	0	2	0
St. John's.....	10	1-1	0-0	0-0	0	0	2	0	0	2	2
Creighton.....	17	4-5	2-3	0-0	5	1	0	0	1	3	10
St. John's.....	28	4-6	1-1	2-2	5	3	2	1	2	2	11
DePaul.....	24	2-7	0-1	0-0	1	4	2	0	1	2	4
Georgetown.....	7	1-2	0-0	0-0	0	2	1	0	0	0	2
Creighton.....	11	1-1	0-0	2-2	3	0	0	0	0	0	4
DePaul.....	8	1-1	1-1	2-3	0	0	0	0	0	4	5
Villanova.....	13	1-2	0-1	2-2	2	2	1	1	1	0	4
Harvard.....	19	1-3	0-1	1-2	1	0	0	0	1	4	3
Oregon.....	22	4-5	0-1	5-5	2	1	0	1	1	1	13
Penn St.....	12	0-3	0-1	0-0	0	0	0	1	0	0	0

#10 - JUSTIN LEWIS

2021-22 STATISTICS

	min	fg-a	3fg-a	ft-a	reb	ast	to	bk	st	pf	pts
SIUE.....	31	6-14	1-5	4-4	11	1	6	1	2	2	17
New Hampshire.....	30	5-11	0-2	7-10	11	1	1	0	1	2	17
Illinois.....	35	5-10	0-3	7-8	4	0	1	0	1	4	17
Ole Miss.....	33	6-13	5-8	4-4	9	0	1	0	1	2	21
West Virginia.....	35	7-15	3-7	0-0	5	4	0	0	1	0	17
St. Bonaventure.....	33	6-13	1-6	4-4	11	0	1	0	1	4	17
Northern Illinois.....	25	6-7	1-1	2-2	6	0	2	1	2	0	15
Jackson St.....	28	3-11	1-5	1-5	7	1	2	1	1	3	8
Wisconsin.....	24	5-11	1-5	3-4	4	3	6	0	0	3	14
Kansas St.											
UCLA											
Xavier											
UConn											
St. John's											
Creighton											
Providence											
Georgetown											
DePaul											
Seton Hall											
Villanova											
Xavier											
Seton Hall											
Providence											
Villanova											
UConn											
Butler											
Georgetown											
Creighton											
Butler											
DePaul											
St. John's											
TBA											

2020-21 STATISTICS

	min	fg-a	3fg-a	ft-a	reb	ast	to	bk	st	pf	pts
Ark.-Pine Bluff.....	15	4-7	0-0	2-3	4	1	0	1	0	4	10
Eastern Ill.....	21	2-4	1-2	5-10	8	0	2	0	1	0	10
Oklahoma St.....	22	2-4	1-1	1-2	13	1	3	1	1	0	6
Wisconsin.....	27	6-10	2-3	4-6	8	0	2	2	0	2	18
Green Bay.....	18	1-5	0-1	0-0	2	2	2	1	0	2	2
UCLA.....	12	3-4	0-0	1-2	4	0	1	0	0	4	7
Creighton.....	31	3-10	0-1	5-7	9	1	1	1	0	1	11
Seton Hall.....	27	2-8	1-2	2-2	8	2	3	0	0	2	7
Xavier.....	20	3-8	0-3	0-0	3	3	0	0	0	2	6
Villanova.....	21	3-4	0-1	0-2	3	2	1	0	1	3	6
Georgetown.....	28	5-18	0-6	0-3	7	0	1	1	0	1	10
UConn.....	15	1-5	0-2	0-0	1	0	1	0	2	0	2
Providence.....	22	5-9	1-1	0-0	6	1	2	3	1	2	11
St. John's.....	23	4-6	0-1	5-6	7	1	1	2	0	3	13
DePaul.....	22	3-11	0-1	0-0	8	1	1	0	0	3	6
Providence.....	35	6-10	0-0	0-0	8	0	0	1	0	2	12
St. John's.....											DNP
Butler.....											DNP
Creighton.....	7	0-2	0-2	0-0	3	0	0	0	0	0	0
Villanova.....											DNP
Seton Hall.....											DNP
Butler.....											DNP
North Carolina.....											DNP
UConn.....	21	5-9	0-1	4-5	2	0	2	1	1	3	14
DePaul.....	18	2-4	0-1	1-2	1	0	4	0	0	3	5
Xavier.....	12	1-4	0-0	0-0	1	0	1	0	0	1	2
Georgetown.....	23	2-9	1-3	0-2	7	1	1	0	1	2	5

#12 - OMAX PROSPER

2021-22 STATISTICS

	min	fg-a	3fg-a	ft-a	reb	ast	to	bk	st	pf	pts
SIUE.....	28	3-8	1-3	1-2	7	1	1	0	2	4	8
New Hampshire.....	20	2-7	1-4	2-2	4	0	0	0	1	4	7
Illinois.....	17	0-2	0-1	2-2	0	1	1	1	2	2	2
Ole Miss.....	17	0-2	0-1	0-0	5	0	1	1	0	1	0
West Virginia.....	23	2-5	0-1	4-4	9	2	2	0	1	4	8
St. Bonaventure.....	13	1-5	0-2	0-0	3	1	0	0	0	1	2
Northern Illinois.....	21	0-4	0-1	2-4	1	1	2	0	0	1	2
Jackson St.....	12	4-6	1-2	2-2	2	1	0	0	1	1	11
Wisconsin.....	11	2-3	1-2	3-4	2	0	0	0	0	0	8
Kansas St.											
UCLA											
Xavier											
UConn											
St. John's											
Creighton											
Providence											
Georgetown											
DePaul											
Seton Hall											
Villanova											
Xavier											
Seton Hall											
Providence											
Villanova											
UConn											
Butler											
Georgetown											
Creighton											
Butler											
DePaul											
St. John's											
TBA											

#13 - OSO IGHODARO

2021-22 STATISTICS

	min	fg-a	3fg-a	ft-a	reb	ast	to	bk	st	pf	pts
SIUE.....	23	3-3	0-0	1-2	3	1	1	1	2	2	7
New Hampshire.....	26	1-1	0-0	1-2	12	0	1	2	1	1	3
Illinois.....	12	0-2	0-0	0-0	3	0	0	1	0	1	0
Ole Miss.....	5	0-1	0-0	0-0	2	2	1	0	0	3	0
West Virginia.....	15	2-2	0-0	0-0	0	1	1	1	1	2	4
St. Bonaventure.....	10	0-0	0-0	0-0	1	1	1	0	0	0	0
Northern Illinois.....	18	3-4	0-0	1-2	4	3	1	0	0	4	7
Jackson St.....	20	6-6	0-0	2-3	11	1	0	0	0	4	14
Wisconsin.....	27	5-7	0-0	1-1	5	0	1	1	1	0	11
Kansas St.											
UCLA											
Xavier											
UConn											
St. John's											
Creighton											
Providence											
Georgetown											
DePaul											
Seton Hall											
Villanova											
Xavier											
Seton Hall											
Providence											
Villanova											
UConn											
Butler											
Georgetown											
Creighton											
Butler											
DePaul											
St. John's											
TBA											

2020-21 STATISTICS

	min	fg-a	3fg-a	ft-a
--	-----	------	-------	------

Page 12

#23 - DAVID JOPLIN

2021-22 STATISTICS

[illegible]

#40 - KEEYAN ITEJERE

2021-22 STATISTICS

[illegible]

2021-22 Marquette Game Notes

Page 13

#41 - BRENDAN CARNEY

2021-22 STATISTICS

	min	fg-a	3fg-a	ft-a	reb	ast	to	bk	st	pf	pts
SIUE					DNP						
New Hampshire					DNP						
Illinois.....					DNP						
Ole Miss.....					DNP						
West Virginia.....					DNP						
St. Bonaventure.....					DNP						
Northern Illinois.....					DNP						
Jackson St.1	0-0	0-0	0-0	0	0	0	0	0	0	0	0
Wisconsin					DNP						
Kansas St.											
UCLA											
Xavier											
UConn											
St. John's											
Creighton											
Providence											
Georgetown											
DePaul											
Seton Hall											
Villanova											
Xavier											
Seton Hall											
Providence											
Villanova											
UConn											
Butler											
Georgetown											
Creighton											
Butler											
DePaul											
St. John's											
TBA											

2020-21 STATISTICS

	min	fg-a	3fg-a	ft-a	reb	ast	to	bk	st	pf	pts
Ark.-Pine Bluff.....					DNP						
Eastern Ill.....					DNP						
Oklahoma St.....					DNP						
Wisconsin					DNP						
Green Bay					DNP						
UCLA					DNP						
Creighton					DNP						
Seton Hall					DNP						
Xavier					DNP						
Villanova					DNP						
Georgetown					DNP						
UConn					DNP						
Providence.....					DNP						
St. John's.....					DNP						
DePaul.....					DNP						
Providence.....					DNP						
St. John's.....					DNP						
Butler	1	0-0	0-0	0-0	0	0	0	0	0	0	0
Creighton					DNP						
Villanova					DNP						
Seton Hall					DNP						
Butler					DNP						
North Carolina					DNP						
UConn					DNP						
DePaul.....					DNP						
Xavier					DNP						
Georgetown					DNP						

2019-20 STATISTICS

	min	fg-a	3fg-a	ft-a	reb	ast	to	bk	st	pf	pts
Loyola Maryland1	0-0	0-0	0-0	0	0	0	0	0	0	0	0
Purdue					DNP						
Wisconsin					DNP						
Robert Morris.....					DNP						
Davidson.....					DNP						
USC					DNP						
Maryland.....					DNP						
Jacksonville					DNP						
Kansas St.					DNP						
Grambling St.....					DNP						
North Dakota St.					DNP						
Central Arkansas ...1	0-0	0-0	0-0	0	0	0	0	0	0	0	0
Creighton					DNP						
Villanova					DNP						
Providence.....					DNP						
Seton Hall					DNP						
Xavier	1	1-1	1-1	0-0	0	0	0	0	0	0	3
Georgetown					DNP						
St. John's.....1	0-0	0-0	0-0	0	0	0	0	0	0	0	0
Butler					DNP						
Xavier					DNP						
DePaul.....					DNP						
Butler					DNP						
Villanova					DNP						
Creighton					DNP						
Providence.....					DNP						
Goergetown					DNP						
Seton Hall					DNP						
DePaul.....					DNP						
St. John's.....					DNP						

#42 - MICHAEL KENNEDY

2021-22 STATISTICS

	min	fg-a	3fg-a	ft-a	reb	ast	to	bk	st	pf	pts
SIUE					DNP						
New Hampshire					DNP						
Illinois.....					DNP						
Ole Miss.....					DNP						
West Virginia.....					DNP						
St. Bonaventure.....					DNP						
Northern Illinois.....					DNP						
Jackson St.1	0-0	0-0	0-0	1	0	0	0	0	0	0	0
Wisconsin					DNP						
Kansas St.											
UCLA											
Xavier											
UConn											
St. John's											
Creighton											
Providence											
Georgetown											
DePaul											
Seton Hall											
Villanova											
Xavier											
Seton Hall											
Providence											
Villanova											
UConn											
Butler											
Georgetown											
Creighton											
Butler											
DePaul											
St. John's											
TBA											

2020-21 STATISTICS

	min	fg-a	3fg-a	ft-a	reb	ast	to	bk	st	pf	pts
Ark.-Pine Bluff.....					DNP						
Eastern Ill.....					DNP						
Oklahoma St.....					DNP						
Wisconsin					DNP						
Green Bay					DNP						
UCLA					DNP						
Creighton					DNP						
Seton Hall					DNP						
Xavier					DNP						
Villanova					DNP						
Georgetown					DNP						
UConn					DNP						
Providence.....					DNP						
St. John's.....					DNP						
DePaul.....					DNP						
Providence.....					DNP						
St. John's.....					DNP						
Butler	1	0-0	0-0	0-0	0	0	0	0	0	0	0
Creighton					DNP						
Villanova					DNP						
Seton Hall					DNP						
Butler					DNP						
North Carolina					DNP						
UConn					DNP						
DePaul.....					DNP						
Xavier					DNP						
Georgetown					DNP						

2019-20 STATISTICS

	min	fg-a	3fg-a	ft-a	reb	ast	to	bk	st	pf	pts
Loyola Maryland1	0-0	0-0	0-0	0	0	0	0	0	0	0	0
Purdue					DNP						
Wisconsin					DNP						
Robert Morris.....					DNP						
Davidson.....					DNP						
USC					DNP						
Maryland.....					DNP						
Jacksonville					DNP						
Kansas St.					DNP						
Grambling St.....					DNP						
North Dakota St.					DNP						
Central Arkansas ...1	0-1	0-1	0-0	1	0	0	0	0	0	0	0
Creighton					DNP						
Villanova					DNP						
Providence.....					DNP						
Seton Hall					DNP						
Xavier	1	0-0	0-0	0-0	0	1	0	0	0	0	0
Georgetown					DNP						
St. John's.....1	0-0	0-0	0-0	0	0	0	0	0	0	0	0
Butler					DNP						
Xavier	1	0-0	0-0	0-0	0	0	0	0	0	0	0
DePaul.....					DNP						
Butler					DNP						
Villanova					DNP						
Creighton					DNP						
Providence.....					DNP						
Goergetown					DNP						
Seton Hall					DNP						
DePaul.....					DNP						
St. John's.....					DNP						

2021-22 Marquette Game Notes

Page 14



Official Basketball Box Score - Final
Bowie St. at Marquette
11/04/21 Fiserv Forum, Milwaukee, WI
2021-22 Men's Basketball

Game Time: 7:00 PM
Game Duration: 1:58
Attendance: 11,146

Officials: Lamar Simpson, Wally Rutelick, Nathan Farrell

Bowie St. - 40										Record: 0-0									
NO.	Name		Min	FG M-A	3P M-A	FT M-A	Rebounds OR DR TOT	Fouls PF FD	TP	AS	TO	ST	Blocks BS BA	+/-					
10	Keith Duffin	F	14:30	2-7	0-0	2-2	3 4 7	2 3	6	0	2	0	0	1	-20				
23	Tyler Jones	F	08:26	0-2	0-0	0-0	0 0 0	1 1	0	0	0	1	1	0	-18				
0	Josh Cornish	G	19:40	0-6	0-6	0-0	1 2 3	1 0	0	2	4	0	0	0	-52				
3	Ayan Teel	G	23:18	2-9	0-3	0-1	0 0 0	2 1 4	3 5	2	0	1	1	1	-35				
20	David McCollough	G	18:38	2-6	0-1	2-2	1 2 3	0 3	6	0	1	1	0	1	-44				
15	Quinton Drayton		17:32	3-6	1-2	1-2	0 0 0	0 2 8	6	0	0	0	0	0	-12				
22	Kobay Ayetey		13:15	1-6	0-2	0-0	3 4 7	1 1 2	0	2	0	0	1	1	-9				
25	Godiyvitor Okafor		22:43	1-4	0-1	0-2	0 3 3	3 3 3	2	0	2	1	1	0	-23				
1	Justin Route		08:46	0-4	0-1	0-0	0 0 0	1 1 0	0	0	3	0	0	0	-20				
2	Anthony Carpenter		12:37	0-1	0-0	0-0	0 4 4	1 1 0	0	0	0	0	0	0	-21				
11	Kyree Freeman-Davis		10:14	2-5	0-0	0-0	0 0 0	1 0 4	2	2	1	0	0	0	-12				
35	Khalil Williams		14:39	0-3	0-1	0-1	1 2 3	1 1 0	0	1	0	0	0	0	-15				
5	Dexter Turner		07:38	0-2	0-1	0-0	0 1 1	1 0 0	0	1	1	1	0	0	-1				
21	Kevin Makle		03:09	1-2	0-0	0-0	0 1 1	2 0 0	2	0	0	0	0	0	-8				
4	Myles Anderson		04:55	2-2	2-2	0-0	0 1 1	1 0 0	6	0	1	0	0	0	0				
Team				1 0 1 0 1															
Totals				16-65	3-20	5-10	13 24 37	18 17 40	9	25	8	2	6	58					

Technical Fouls: NONE

Marquette - 98										Record: 0-0									
NO. Name		Min	FG M-A	3P M-A	FT M-A	Rebounds OR DR TOT	Fouls PF FD	TP	AS	TO	ST	Blocks BS BA	+/-						
10 Justin Lewis	F	25:37	5-11	2-6	1-2	0 7 7	1 1 1	13	2	0	3	1 1	43						
12 Olivier-Maxence Prosper	F	18:56	3-7	1-4	1-1	1 4 5	1 3 8	8	1	1	1	0 1	40						
35 Kur Kuath	F	19:54	4-6	0-0	4-6	3 7 10	0 3 12	0	0	1	1	4 0	33						
22 Tyler Kolek	G	23:30	5-8	5-8	0-0	1 3 4	1 1 15	7	2	1	0	0 0	39						
32 Darryl Morsell	G	23:39	2-7	1-3	1-2	2 6 8	3 1 6	3	3	2	2	1 0	29						
1 Kam Jones		20:14	4-12	2-9	3-3	0 4 4	2 1 13	1	0	3	0	0 0	29						
4 Stevie Mitchell		22:30	4-6	0-1	2-2	1 0 1	2 1 10	4	1	4	0	0 0	40						
13 Oso Ighodaro		14:36	1-2	0-0	7-8	3 4 7	3 5 9	1	1	1	0	0 0	16						
2 Emorian Ellis		17:09	1-5	0-2	2-2	1 1 2	1 2 4	0	3	0	0	0 0	11						
23 David Joplin		17:04	3-7	2-6	0-0	3 2 5	3 0 8	3	2	0	0	0 0	25						
21 Cameron Brown		00:57	0-1	0-1	0-0	0 0 0	0 0 0	0	0	0	0	0 0	-5						
41 Brendan Carney		00:57	0-1	0-1	0-0	0 0 0	0 0 0	0	0	0	0	0 0	-5						
42 Michael Kennedy		00:57	0-1	0-0	0-0	1 0 1	0 0 0	0	0	0	0	0 0	-5						
Team						1 1 2		0	0										
Totals			32-74	13-41	21-26	17 39 56	17 18 98	22	13	16	6 2	58							
														Technical Fouls: NONE					

Technical Fouls: NONE

Biggest lead	0 (1 st 20:00)	63 (2 nd 0:56)	Points from	BOW	MAR	Period by Period Scoring			
Best Scoring Run	5 (1 st 0:45)	14 (1 st 15:31)	Turnovers	9	35		1st	2nd	TOT
Lead Changes	0		Paint	20	38	BOW	17	23	40
Times Tied	0		Second Chance	4	22				
Time with Lead	00:00	39:45	Fast Breaks	18	41	MAR	48	50	98
			Bench	24	44				



Official Basketball Box Score - Final
New Hampshire at Marquette
11/12/21 Fiserv Forum, Milwaukee
2021-22 Men's Basketball

Game Time: 7:30 PM
Game Duration: 2:18
Attendance: 12,004

Officials: Pat Driscoll, John Gaffney, Nathan Hall

New Hampshire - 70										Record: 1-1				
NO.	Name	Min	FG	3P	FT	Rebounds	Fouls	TP	AS	TO	ST	Blocks	+/-	
			M	A	M	A	OR DR TOT	PF FD				BS BA		
3	Nick Guadarrama	F 32:14	5-10	4-7	1-2	0	8 8 8	4 2	15	4	2	0 0	0	-3
23	Chris Lester	F 17:29	1-2	0-1	2-3	0	0 0 0	2 3	4	0	0	0 0	0	-4
24	Jayden Martinez	F 36:47	7-15	4-8	3-4	4	4 8 4	4 2	21	2	1	0 0	0	6
10	Nick Johnson	G 30:56	1-6	0-1	3-6	1	7 8 5	4 4	5	1	2	0 0	1	-2
11	Blondeau Tchoukueigbo	G 37:19	3-12	1-3	0-0	1	3 4 4	3 3	7	7	3	2 1	2	-8
5	Josh Hopkins	08:06	1-1	1-1	0-0	0	2 2 1	1 1	3	0	0	0 0	0	6
12	Sloan Seymour	12:33	1-3	1-3	2-3	0	0 0 1	1 1	5	0	0	0 0	0	-11
2	Qon Murphy	24:36	3-8	1-3	3-6	2	3 5 2	4 4	10	2	0	1 0	0	-9
Team						1	2 3 0		0	3				
Totals			22-57	12-27	14-24	9	29 38	22 20	70	16	11	3 1	3 3	-5
Technical Fouls:NONE														

Technical Fouls: NONE

NO. Name	Min	FG M-A	3P M-A	FT M-A	Rebounds OR DR TOT	Fouls PF FD	TP	AS	TO	ST	Blocks BS BA	+/-
10 Justin Lewis	F 30:00	5-11	0-2	7-10	1 10 11	2 5 17	1	1	1	0	0	-1
12 Olivier-Maxence Prosper	F 20:03	2-7	1-4	2-2	1 3 4	4 1 7	0	0	1	0	0	-9
35 Kur Kuath	F 13:09	0-0	0-0	0-2	1 3 4	1 1 0	0	0	0	0	1	-1
22 Tyler Kolek	G 19:20	1-6	0-5	5-6	0 1 1	3 3 7	3	2	1	0	0	-6
32 Darryl Morsell	G 34:04	8-12	3-5	7-7	0 3 3	0 5 26	5	3	1	0	0	10
1 Kam Jones	19:45	2-5	1-3	0-0	0 1 1	2 1 5	5	0	1	0	0	19
13 Oso Ighodaro	25:54	1-1	0-0	1-2	5 7 12	1 2 3	0	1	1	2	0	8
4 Stevie Mitchell	20:33	2-7	1-3	2-3	0 0 0	5 3 7	2	0	2	0	1	-10
2 Emorian Ellis	05:43	0-1	0-1	0-0	0 0 0	1 0 0	0	0	0	0	0	-10
23 David Joplin	11:29	1-4	1-4	0-0	0 2 2	1 1 3	1	1	0	0	0	-5
Team					0 0 0		0	0				
Totals		22-54	7-27	24-32	8 30 38	20 22 75	12	9	7	3	1	5

Technical Fouls: NONE

	UNH	MAR
Biggest lead	6 (1 st 2:50)	9 (2 nd 12:28)
Best Scoring Run	7 (2 nd 7:45)	9 (2 nd 13:34)
Lead Changes	12	
Times Tied	10	
Time with Lead	16:19	19:03

Points from	UNH	MAR
Turnovers	10	11
Paint	18	24
Second Chance	8	4
Fast Breaks	5	21
Bench	18	18

Period by Period Scoring			
	1st	2nd	TOT
UNH	29	41	70
MAR	34	41	75



Official Basketball Box Score - Final
SIUE at Marquette
11/09/21 Fiserv Forum, Milwaukee, WI
2021-22 Men's Basketball

Game Time: 7:30 PM
Game Duration: 2:22
Attendance: 13,013

Officials: Mike Roberts, Tim Clougherty, JD Ralls

SIUE - 77													Record: 0-1												
NO.	Name	Min	FG M-A	3P M-A	FT M-A	Rebounds OR DR TOT	Fouls PF FD	TP	AS	TO	ST	Blocks BS BA	+/-	Shooting By Period											
1	DeeJuan Pruitt	F 21:15	3-5	1-2	3-4	2 4 6	2 4	10	1	1	1	0	0	-3	1 st FG%	16.26	61.5%								
55	Lamar Wright	F 16:53	3-5	0-0	1-2	2 1 3	4 3	7	0	2	1	1	0	-1	FT%	50.0	50%								
3	Ray/Sean Taylor	G 27:03	5-12	0-3	6-7	0 5 5	5 6	16	2	4	1	0	0	7	2 nd FG%	12.34	35.3%								
4	Shamar Wright	G 26:24	4-6	0-0	3-6	1 1 2	4 3	11	0	2	3	0	0	-9	3 rd FT%	1.11	9.1%								
11	Courtney Carter	G 21:17	3-7	0-2	0-0	1 3 4	3 2	6	3	5	0	0	2	-12	FT%	14.19	73.7%								
21	Shaun Doss Jr.	26:19	6-12	0-0	1-2	1 4 5	2 1	13	2	3	0	1	1	-12	GM FG%	28.60	46.7%								
5	Carlos Curtis	23:44	3-8	1-5	4-6	2 2 4	2 3	11	4	4	0	0	1	-12	3 ^{PT} %	2.14	14.3%								
12	Jonathan Kurtas	20:49	1-3	0-0	0-0	1 3 4	2 2	2	2	2	0	0	1	-9	FT%	19.29	65.5%								
2	Desmond Polk	14:08	0-2	0-2	0-0	0 2 2	1 0	0	1	1	0	0	0	-2	Dead Ball Rebounds: 3.0										
22	Michael Matas	02:08	0-0	0-0	1-2	0 0 0	0 1	1	0	0	0	0	0	-2											
Team							4 3 7				0 0														
Totals			28-60	2-14	19-29	14 28 42	25 25	77	15	24	6	2 5	-11	Technical Fouls:NONE											

Technical Fouls: NONE

Marquette - 88												
Record: 1-0												
NO. Name	Min	FG M-A	3P M-A	FT M-A	Rebounds OR DR TOT	Fouls PF FD	TP	AS	TO	ST	Blocks BS BA	+/-
10 Justin Lewis	F 30:00	6-14	1-5	4-4	1 10 11	2 3	17	1	6	2	1 0	8
12 Olivier-Maxence Prosper	F 28:50	3-8	1-3	1-2	4 3 7	4 4	8	1	1	2	0 1	5
35 Kur Kuath	F 15:04	3-6	0-0	1-2	1 1 2	2 1	7	1	0	0	3 0	-17
22 Tyler Kolek	G 28:23	2-8	0-3	6-7	1 1 2	3 5	10	9	3	3	0 0	6
32 Darryl Morsell	G 27:46	7-13	3-7	4-5	2 2 4	5 4	21	2	2	0	0 1	4
1 Kam Jones	13:59	1-4	1-3	1-2	0 0 0	4 1	4	0	0	0	0 0	6
4 Stevie Mitchell	24:27	5-10	1-3	3-5	2 2 4	2 4	14	4	1	0	0 0	16
13 Oso Ighodaro	23:27	3-3	0-0	1-2	1 2 3	2 2	7	1	1	2	1 0	27
23 David Joplin	08:04	0-2	0-2	0-0	0 0 0	1 0	0	0	0	0	0 0	0
Team					2 3 5		0	0				
Totals		30-68	7-26	21-29	14-24	38	25	88	19	14	9	5 2 11
Technical Fouls: NONE												

2021-22 Marquette Game Notes

Page 16



Official Basketball Box Score - Final

Jackson St. at Marquette

11/30/21 Fiserv Forum, Milwaukee, WI

2021-22 Men's Basketball

Game Time: 8:00 PM

Game Duration: 2:05

Attendance: 11,539



Official Basketball Box Score - Final

Marquette at Wisconsin

12/04/21 Kohl Center, Madison

2021-22 Men's Basketball

Game Time: 11:37 AM

Game Duration: 2:05

Attendance: 17,287

Jackson St. - 54Record: 1-6

NO.	Name	Min	FG	3P	FT	Rebounds	Fouls	TP	AS	TO	ST	Blocks	+/-
			M-A	M-A	M-A	OR DR TOT	PF FD					BS BA	
11	Jayveous McKinnis	F 30:01	6-14	0-0	1-3	6 8 14	2 3	13	0	1	2	4 4	-20
21	Chris Freeman	F 09:30	0-2	0-1	0-0	1 1 2	1 0	0	0	0	0	0 1	-7
2	Ken Evans	G 21:30	2-8	1-3	0-0	1 1 2	2 0	5	4	2	0	0 1	-14
3	Jonas James	G 33:25	2-8	0-3	0-0	0 2 2	3 1	4	1	5	2	0 0	-29
10	Dyllan Taylor	G 26:56	2-4	0-0	2-2	0 1 1	2 2	6	3	3	1	0 0	-20
1	Darius Hicks	17:23	1-5	1-2	0-0	2 0 2	2 0	3	1	1	0	1 0	-10
22	Chance Moore	23:55	3-13	2-6	3-4	0 1 1	1 3	11	2	3	1	0 0	-13
4	Coltie Young	08:43	2-5	0-2	0-0	0 2 2	0 0	4	0	1	2	0 0	-3
34	Terence Lewis II	16:02	2-7	0-0	1-4	5 4 9	3 4	5	0	0	3	0 0	-14
12	Darrion Wilson	07:10	0-0	0-0	0-0	0 0 0	1 0	0	0	0	0	0 0	-10
31	Jamarcus Jones	05:25	1-3	0-0	1-2	0 0 0	1 1	3	1	1	1	0 0	-5
Team						2 1 3					0	3	
Totals			21-69	4-17	8-15	17 21 38	18 14	54	12	20	12	5 6	-29

Technical Fouls:NONE

Shooting By Period

1st FG%	12-33	36.4%
3PT%	4-11	36.4%
FT%	1-2	50%
2nd FG%	9-36	25.0%
3PT%	0-6	0.0%
FT%	7-13	53.8%
GM FG%	21-69	30.4%
3PT%	4-17	23.5%
FT%	8-15	53.3%

Dead Ball Rebounds: 2, 0

Marquette - 76Record: 7-2

NO.	Name	Min	FG	3P	FT	Rebounds	Fouls	TP	AS	TO	ST	Blocks	+/-
			M-A	M-A	M-A	OR DR TOT	PF FD					BS BA	
10	Justin Lewis	F 23:39	5-11	1-5	3-4	1 3 4	3 2	14	3	6	0	0 0	-16
35	Kur Kuath	F 09:39	1-1	0-0	0-0	0 2 2	3 0	2	0	0	0	0 0	-1
1	Kam Jones	G 30:51	2-9	1-5	0-0	1 0 1	2 1	5	1	0	0	0 0	-14
22	Tyler Kolek	G 27:25	1-6	1-5	1-2	0 3 3	4 1	4	8	2	1	1 1	-14
32	Darryl Morsell	G 30:04	5-10	1-2	0-0	1 6 7	4 1	11	1	1	1	1 0	-14
13	Oso Ighodaro	27:18	5-7	0-0	1-1	2 3 5	0 1	11	0	1	1	1 0	-9
4	Stevie Mitchell	12:54	0-3	0-0	1-2	1 0 1	0 2	1	0	1	1	0 1	-2
23	David Joplin	12:00	3-5	2-4	0-0	0 3 3	2 1	8	0	1	0	0 0	8
12	Olivier-Maxence Prosper	10:38	2-3	1-2	3-4	0 2 2	0 3	8	0	0	0	0 0	1
2	Emarion Ellis	06:46	1-2	1-1	3-4	0 1 1	0 2	6	0	0	0	0 1	2
5	Greg Elliott	08:46	2-4	1-2	1-1	0 1 1	2 1	6	0	0	0	0 0	-6
Team						1 1 2					0	1	
Totals			27-61	9-26	13-18	7 25 32	20 15	76	13	13	4	3 3	-13

Technical Fouls:NONE

Shooting By Period

1st FG%	13-29	44.8%
3PT%	3-11	27.3%
FT%	2-3	66.7%
2nd FG%	14-32	43.8%
3PT%	6-15	40.0%
FT%	11-15	73.3%
GM FG%	27-61	44.3%
3PT%	9-26	34.6%
FT%	13-18	72.2%

Dead Ball Rebounds: 4, 1

Marquette - 83Record: 7-1

NO.	Name	Min	FG	3P	FT	Rebounds	Fouls	TP	AS	TO	ST	Blocks	+/-
			M-A	M-A	M-A	OR DR TOT	PF FD					BS BA	
10	Justin Lewis	F 27:40	3-11	1-5	1-5	1 6 7	3 5	8	1	2	1	1 1	15
35	Kur Kuath	F 18:54	4-6	0-0	0-0	1 6 7	0 1	8	0	2	0	5 0	8
1	Kam Jones	G 23:32	3-4	2-3	0-0	0 2 2	0 0	8	5	2	2	0 0	16
22	Tyler Kolek	G 26:06	1-8	1-5	2-2	0 3 3	1 0	5	4	2	3	0 2	21
32	Darryl Morsell	G 21:11	3-5	1-2	1-2	0 2 2	1 2	8	5	3	1	0 0	22
12	Olivier-Maxence Prosper	12:22	4-6	1-2	2-2	0 2 2	1 2	11	1	0	1	0 1	16
4	Stevie Mitchell	20:25	3-6	0-0	3-5	1 3 4	2 4	9	3	3	2	0 1	8
5	Greg Elliott	03:31	0-0	0-0	0-0	0 0 0	0 0	0	0	0	0	0 0	-1
13	Oso Ighodaro	19:47	6-6	0-0	2-3	3 8 11	4 2	14	1	0	0	0 0	24
23	David Joplin	10:48	2-3	2-3	0-0	0 1 1	0 0	6	0	1	1	0 0	10
2	Emarion Ellis	11:47	1-2	0-1	4-4	0 1 1	2 2	6	1	4	1	0 0	15
21	Cameron Brown	01:19	0-0	0-0	0-0	0 0 0	0 0	0	0	1	0	0 0	-3
41	Brendan Carney	01:19	0-0	0-0	0-0	0 0 0	0 0	0	0	0	0	0 0	-3
42	Michael Kennedy	01:19	0-0	0-0	0-0	0 1 1	0 0	0	0	0	0	0 0	-3
Team						5 0 5					0	0	
Totals			30-57	8-21	15-23	11 35 46	14 18	83	21	20	12	6 5	29

Technical Fouls:NONE

Shooting By Period

1st FG%	11-28	39.3%
3PT%	2-9	22.2%
FT%	5-10	50%
2nd FG%	19-29	65.5%
3PT%	6-12	50.0%
FT%	10-13	76.9%
GM FG%	30-57	52.6%
3PT%	8-21	38.1%
FT%	15-23	65.2%

Dead Ball Rebounds: 3, 1

Wisconsin - 89Record: 7-1

NO.	Name	Min	FG	3P	FT	Rebounds	Fouls	TP	AS	TO	ST	Blocks	+/-
			M-A	M-A	M-A	OR DR TOT	PF FD					BS BA	
5	Tyler Wahl	F 33:49	2-9	0-2	1-1	2 3 5	1 3	5	3	0	0	1 1	25
22	Steven Crowl	F 28:58	6-9	2-3	1-2	1 7 8	1 1	15	1	1	0	1 1	18
1	Johnny Davis	G 30:05	9-14	1-1	6-8	0 5 5	1 6	25	1	1	0	1 1	19
23	Chuckley Hepburn	G 31:19	5-8	2-4	3-3	0 2 2	1 2	15	6	2	3	0 0	21
34	Brad Davison	G 33:08	6-12	4-8	4-5	0 4 4	1 3	20	1	0	0	0 0	17
14	Carter Gilmore	07:07	0-0	0-0	0-0	1 0 1	3 1	0	1	0	0	0 0	2
33	Chris Vogt	04:04	0-0	0-0	1-2	1 2 3	0 1	1	1	0	2	0 0	-1
0	Jahcobi Neath	08:53	0-3	0-2	1-2	0 1 1	3 1	1	1	0	2	0 0	-1
11	Lorne Bowman II	11:22	2-4	1-3	0-0	0 1 1	2 0	5	0	3	0	0 0	1
2	Jordan Davis	03:09	0-0	0-0	0-0	0 0 0	0 0	0	0	1	0	0 0	-8
20	Ben Carlson	04:33	1-1	0-0	0-0	0 0 0	0 2	2	0	0	0	0 0	-11
35	Markus Ilver	01:29	0-1	0-1	0-0	0 0 0	0 0	0	0	0	0	0 0	-7
4	Carter Higginbottom	01:02	0-0	0-0	0-0	0 0 0	0 2	0	0	1	0	0 0	-5
13	Justin Taphorn	01:02	0-0	0-0	0-0	0 0 0	0 0	0	0	0	0	0 0	-5
Team						2 3 5					0	0	
Totals			31-61	10-24	17-23	7 28 35	15 20	89	14	11	5	3 3	13

Technical Fouls:NONE

Shooting By Period

1st FG%	12-34	35.3%
3PT%	5-15	33.3%
FT%	5-8	62.5%
2nd FG%	19-27	70.4%
3PT%	5-9	55.6%
FT%	12-15	80%
GM FG%	31-61	50.8%
3PT%	10-24	41.7%
FT%	17-23	73.9%

Dead Ball Rebounds: 3, 0

	JSU	MAR
Biggest lead	2 (1 st 14:41)	32 (2 nd 1:23)
Best Scoring Run	5 (1 st 14:41)	8 (2 nd 11:21)
Lead Changes	8	
Times Tied	9	
Time with Lead	06:07	25:51

Points from	JSU	MAR
Turnovers	15	30
Paint	34	42
Second Chance	11	16
Fast Breaks	16	26
Bench	26	46

Period by Period Scoring			
	1st	2nd	TOT
JSU	29	25	54
MAR	29	54	83

	MARQ	UW
Biggest lead	4 (1 st 3:00)	23 (2 nd 3:03)
Best Scoring Run	8 (2 nd 0:32)	8 (2 nd 10:22)
Lead Changes	13	
Times Tied	6	
Time with Lead	08:19	28:45

Points from	MARQ	UW
Turnovers	13	12
Paint	34	34
Second Chance	5	12
Fast Breaks	8	9
Bench	40	9

Period by Period Scoring			
	1st	2nd	TOT
MARQ	31	45	76
UW	34	55	89

Individual Career History

Cameron Brown

Season	gp-gs	min/avg	Total		3-Point		F-Throws		Rebounds										Scoring	
			fg-fga	pct	fg-fga	pct	ft-fta	pct	off	def	tot	avg	pf	fo	ast	to	blk	stl	pts	avg
2021-22	1-0	1/1.0	0-0	.000	0-0	.000	0-0	.000	0	0	0	0.0	0	0	0	1	0	0	0	0.0
TOTAL	1-0	1/1.0	0-0	.000	0-0	.000	0-0	.000	0	0	0	0.0	0	0	0	1	0	0	0	0.0

SINGLE-GAME HIGHS [all-time ranking]:

Brendan Carney

Season	gp-gs	min/avg	Total		3-Point		F-Throws		Rebounds										Scoring	
			fg-fga	pct	fg-fga	pct	ft-fta	pct	off	def	tot	avg	pf	fo	ast	to	blk	stl	pts	avg
2019-20	4-0	3/0.8	1-1	1.000	1-1	1.000	0-0	.000	0	0	0	0.0	0	0	0	0	0	0	3	0.8
2020-21	1-0	1/1.0	0-0	.000	0-0	.000	0-0	.000	0	0	0	0.0	0	0	0	0	0	0	0	0.0
2021-22	1-0	1/1.0	0-0	.000	0-0	.000	0-0	.000	0	0	0	0.0	0	0	0	0	0	0	0	0.0
TOTAL	6-0	5/0.8	1-1	1.000	1-1	1.000	0-0	.000	0	0	0	0.0	0	0	0	0	0	0	3	0.5

SINGLE-GAME HIGHS [all-time ranking]:

Greg Elliott

Season	gp-gs	min/avg	Total		3-Point		F-Throws		Rebounds										Scoring	
			fg-fga	pct	fg-fga	pct	ft-fta	pct	off	def	tot	avg	pf	fo	ast	to	blk	stl	pts	avg
2017-18	35-4	639/18.3	54-107	.505	11-30	.367	38-48	.792	23	58	81	2.3	67	1	48	30	24	30	157	4.5
2019-20	24-1	457/19.0	41-94	.436	19-46	.413	21-29	.724	13	49	62	2.6	28	2	32	22	4	16	122	5.1
2020-21	27-5	488/18.1	54-112	.482	30-66	.455	30-36	.833	10	34	44	1.6	28	0	20	26	5	23	168	6.2
2021-22	5-0	47/9.4	4-11	.364	3-6	.500	4-5	.800	0	5	5	1.0	6	0	2	4	0	3	15	3.0
TOTAL	91-10	1631/17.9	153-324	.472	63-148	.426	93-118	.788	46	146	192	2.1	129	3	102	82	33	72	462	5.1

SINGLE-GAME HIGHS [all-time ranking]:

Points: 6, at Wisconsin -- 12/04/21

Rebounds: 3, Northern Ill. -- 11/27/21

Assists: 1, vs West Virginia -- 11/19/21; Northern Ill. -- 11/27/21

Steals: 1, vs West Virginia -- 11/19/21; vs St. Bonaventure -- 11/21/21; Northern Ill. -- 11/27/21

FG made: 2, at Wisconsin -- 12/04/21

FG attempts: 4, at Wisconsin -- 12/04/21

3FG made: 1, vs St. Bonaventure -- 11/21/21; Northern Ill. -- 11/27/21; at Wisconsin -- 12/04/21

3FG attempts: 2, Northern Ill. -- 11/27/21; at Wisconsin -- 12/04/21

FT made: 2, Northern Ill. -- 11/27/21

FT attempts: 2, vs West Virginia -- 11/19/21; Northern Ill. -- 11/27/21

Individual Career History

Emarion Ellis

Season	gp-gs	min/avg	Total		3-Point		F-Throws		Rebounds										Scoring	
			fg-fga	pct	fg-fga	pct	ft-fta	pct	off	def	tot	avg	pf	fo	ast	to	blk	stl	pts	avg
2021-22	6-0	46/7.7	3-7	.429	2-4	.500	9-16	.563	2	4	6	1.0	7	0	3	8	0	2	17	2.8
TOTAL	6-0	46/7.7	3-7	.429	2-4	.500	9-16	.563	2	4	6	1.0	7	0	3	8	0	2	17	2.8

SINGLE-GAME HIGHS [all-time ranking]:

Points: 6, Jackson St. -- 11/30/21; at Wisconsin -- 12/04/21

Rebounds: 3, vs St. Bonaventure -- 11/21/21

Assists: 1, vs St. Bonaventure -- 11/21/21; Northern Ill. -- 11/27/21; Jackson St. -- 11/30/21

Steals: 1, Northern Ill. -- 11/27/21; Jackson St. -- 11/30/21

FG made: 1, vs St. Bonaventure -- 11/21/21; Jackson St. -- 11/30/21; at Wisconsin -- 12/04/21

FG attempts: 2, vs St. Bonaventure -- 11/21/21; Jackson St. -- 11/30/21; at Wisconsin -- 12/04/21

3FG made: 1, vs St. Bonaventure -- 11/21/21; at Wisconsin -- 12/04/21

3FG attempts: 1, 4 times

FT made: 4 [t-9th], Jackson St. -- 11/30/21

FT attempts: 4, 4 times

Oso Ighodaro

Season	gp-gs	min/avg	Total		3-Point		F-Throws		Rebounds										Scoring	
			fg-fga	pct	fg-fga	pct	ft-fta	pct	off	def	tot	avg	pf	fo	ast	to	blk	stl	pts	avg
2020-21	5-0	38/7.6	3-4	.750	0-0	.000	0-1	.000	2	4	6	1.2	6	0	2	2	1	1	6	1.2
2021-22	9-0	156/17.3	20-26	.769	0-0	.000	6-10	.600	13	28	41	4.6	17	0	9	7	6	5	46	5.1
TOTAL	14-0	194/13.9	23-30	.767	0-0	.000	6-11	.545	15	32	47	3.4	23	0	11	9	7	6	52	3.7

SINGLE-GAME HIGHS [all-time ranking]:

Points: 14, Jackson St. -- 11/30/21

Rebounds: 12 [1st], New Hampshire -- 11/12/21

Assists: 3, Northern Ill. -- 11/27/21

Steals: 2 [t-3rd], SIUE -- 11/09/21

Blocks: 2 [t-7th], New Hampshire -- 11/12/21

FG made: 6 [t-7th], Jackson St. -- 11/30/21

FG attempts: 7, at Wisconsin -- 12/04/21

FT made: 2, Jackson St. -- 11/30/21

FT attempts: 3, Jackson St. -- 11/30/21

Kam Jones

Season	gp-gs	min/avg	Total		3-Point		F-Throws		Rebounds										Scoring	
			fg-fga	pct	fg-fga	pct	ft-fta	pct	off	def	tot	avg	pf	fo	ast	to	blk	stl	pts	avg
2021-22	9-2	197/21.9	23-62	.371	12-40	.300	10-15	.667	4	8	12	1.3	15	0	15	8	1	6	68	7.6
TOTAL	9-2	197/21.9	23-62	.371	12-40	.300	10-15	.667	4	8	12	1.3	15	0	15	8	1	6	68	7.6

SINGLE-GAME HIGHS [all-time ranking]:

Points: 18 [t-7th], vs Ole Miss -- 11/18/21

Rebounds: 3, Northern Ill. -- 11/27/21

Assists: 5 [t-5th], Jackson St. -- 11/30/21

Steals: 2 [t-3rd], Illinois -- 11/15/21; Northern Ill. -- 11/27/21; Jackson St. -- 11/30/21

Blocks: 1 [t-9th], vs West Virginia -- 11/19/21

FG made: 6 [t-7th], vs Ole Miss -- 11/18/21

FG attempts: 14 [t-4th], vs Ole Miss -- 11/18/21

3FG made: 4 [t-3rd], vs West Virginia -- 11/19/21

3FG attempts: 9 [2nd], vs Ole Miss -- 11/18/21

FT made: 4 [t-9th], vs Ole Miss -- 11/18/21

FT attempts: 5 [t-9th], vs Ole Miss -- 11/18/21

Individual Career History

David Joplin

			Total		3-Point		F-Throws		Rebounds											Scoring	
Season	gp-gs	min/avg	fg-fga	pct	fg-fga	pct	ft-fta	pct	off	def	tot	avg	pf	fo	ast	to	blk	stl	pts	avg	
2021-22	9-0	96/10.7	15-38	.395	11-31	.355	2-4	.500	4	11	15	1.7	11	0	3	9	2	3	43	4.8	
TOTAL	9-0	96/10.7	15-38	.395	11-31	.355	2-4	.500	4	11	15	1.7	11	0	3	9	2	3	43	4.8	

SINGLE-GAME HIGHS [all-time ranking]:

Points: 10, vs St. Bonaventure -- 11/21/21

Rebounds: 4, vs St. Bonaventure -- 11/21/21

Assists: 1, New Hampshire -- 11/12/21; vs St. Bonaventure -- 11/21/21; Northern Ill. -- 11/27/21

Steals: 1, vs Ole Miss -- 11/18/21; vs St. Bonaventure -- 11/21/21; Jackson St. -- 11/30/21

Blocks: 1 [t-9th], vs St. Bonaventure -- 11/21/21; Northern Ill. -- 11/27/21

FG made: 3, vs St. Bonaventure -- 11/21/21; at Wisconsin -- 12/04/21

FG attempts: 9, vs St. Bonaventure -- 11/21/21

3FG made: 2 [t-10th], 4 times

3FG attempts: 6 [t-7th], vs St. Bonaventure -- 11/21/21

FT made: 2, vs St. Bonaventure -- 11/21/21

FT attempts: 4, vs St. Bonaventure -- 11/21/21

Michael Kennedy

Season	gp-gs	min/avg	Total		3-Point		F-Throws		Rebounds											Scoring	
			fg-fga	pct	fg-fga	pct	ft-fta	pct	off	def	tot	avg	pf	fo	ast	to	blk	stl	pts	avg	
2019-20	4-0	3/0.8	0-1	.000	0-1	.000	0-0	.000	1	0	1	0.3	0	0	1	0	0	0	0	0.0	
2020-21	1-0	1/1.0	0-0	.000	0-0	.000	0-0	.000	0	0	0	0.0	0	0	0	0	0	0	0	0.0	
2021-22	1-0	1/1.0	0-0	.000	0-0	.000	0-0	.000	0	1	1	1.0	0	0	0	0	0	0	0	0.0	
TOTAL	6-0	5/0.8	0-1	.000	0-1	.000	0-0	.000	1	1	2	0.3	0	0	1	0	0	0	0	0.0	

SINGLE-GAME HIGHS [all-time ranking]:

Rebounds: 1, Jackson St. -- 11/30/21

Tyler Kolek

			Total		3-Point		F-Throws		Rebounds											Scoring	
Season	gp-gs	min/avg	fg-fga	pct	fg-fga	pct	ft-fta	pct	off	def	tot	avg	pf	fo	ast	to	blk	stl	pts	avg	
2021-22	9-9	252/28.0	21-69	.304	10-39	.256	17-21	.810	3	29	32	3.6	18	0	48	24	1	12	69	7.7	
TOTAL	9-9	252/28.0	21-69	.304	10-39	.256	17-21	.810	3	29	32	3.6	18	0	48	24	1	12	69	7.7	

SINGLE-GAME HIGHS [all-time ranking]:

Points: 18 [t-7th], vs West Virginia -- 11/19/21

Rebounds: 6, vs West Virginia -- 11/19/21

Assists: 9 [1st], SIUE -- 11/09/21

Steals: 3 [t-1st], SIUE -- 11/09/21; Jackson St. -- 11/30/21

Blocks: 1 [t-9th], at Wisconsin -- 12/04/21

FG made: 7 [t-2nd], vs West Virginia -- 11/19/21

FG attempts: 12 [t-9th], vs West Virginia -- 11/19/21

3FG made: 4 [t-3rd], vs West Virginia -- 11/19/21

3FG attempts: 8 [t-3rd], vs West Virginia -- 11/19/21

FT made: 6 [5th], SIUE -- 11/09/21

FT attempts: 7 [t-5th], SIUE -- 11/09/21

Individual Career History

Kur Kuath

			Total		3-Point		F-Throws		Rebounds										Scoring	
Season	gp-gs	min/avg	fg-fga	pct	fg-fga	pct	ft-fta	pct	off	def	tot	avg	pf	fo	ast	to	blk	stl	pts	avg
2021-22	9-9	161/17.9	24-34	.706	0-0	.000	7-15	.467	11	28	39	4.3	15	0	3	3	25	2	55	6.1
TOTAL	9-9	161/17.9	24-34	.706	0-0	.000	7-15	.467	11	28	39	4.3	15	0	3	3	25	2	55	6.1

SINGLE-GAME HIGHS [all-time ranking]:

Points: 9, vs St. Bonaventure -- 11/21/21

Rebounds: 7, Jackson St. -- 11/30/21

Assists: 1, SIUE -- 11/09/21; vs Ole Miss -- 11/18/21; vs St. Bonaventure -- 11/21/21

Steals: 2 [t-3rd], Illinois -- 11/15/21

Blocks: 5 [t-1st], Illinois -- 11/15/21; Jackson St. -- 11/30/21

FG made: 4, vs West Virginia -- 11/19/21; Northern Ill. -- 11/27/21; Jackson St. -- 11/30/21

FG attempts: 6, SIUE -- 11/09/21; Jackson St. -- 11/30/21

FT made: 3, Illinois -- 11/15/21; vs St. Bonaventure -- 11/21/21

FT attempts: 6 [t-7th], Illinois -- 11/15/21

Justin Lewis

			Total		3-Point		F-Throws		Rebounds											Scoring	
Season	gp-gs	min/avg	fg-fga	pct	fg-fga	pct	ft-fta	pct	off	def	tot	avg	pf	fo	ast	to	blk	stl	pts	avg	
2020-21	21-1	440/21.0	63-151	.417	7-32	.219	30-52	.577	42	71	113	5.4	40	0	16	29	14	8	163	7.8	
2021-22	9-9	274/30.4	49-105	.467	13-42	.310	32-41	.780	7	61	68	7.6	20	0	10	20	3	10	143	15.9	
TOTAL	30-10	714/23.8	112-256	.438	20-74	.270	62-93	.667	49	132	181	6.0	60	0	26	49	17	18	306	10.2	

SINGLE-GAME HIGHS [all-time ranking]:

Points: 21 [t-4th], vs Ole Miss -- 11/18/21

Rebounds: 11 [t-2nd], SIUE -- 11/09/21; New Hampshire -- 11/12/21; vs St. Bonaventure -- 11/21/21

Assists: 4 [t-10th], vs West Virginia -- 11/19/21

Steals: 2 [t-3rd], SIUE -- 11/09/21; Northern Ill. -- 11/27/21

Blocks: 1 [t-9th], SIUE -- 11/09/21; Northern Ill. -- 11/27/21; Jackson St. -- 11/30/21

FG made: 7 [t-2nd], vs West Virginia -- 11/19/21

FG attempts: 15 [t-2nd], vs West Virginia -- 11/19/21

3FG made: 5 [2nd], vs Ole Miss -- 11/18/21

3FG attempts: 8 [t-3rd], vs Ole Miss -- 11/18/21

FT made: 7 [t-2nd], New Hampshire -- 11/12/21; Illinois -- 11/15/21

FT attempts: 10 [t-1st], New Hampshire -- 11/12/21

Stevie Mitchell

			Total		3-Point		F-Throws		Rebounds											Scoring	
Season	gp-gs	min/avg	fg-fga	pct	fg-fga	pct	ft-fta	pct	off	def	tot	avg	pf	fo	ast	to	blk	stl	pts	avg	
2021-22	9-0	145/16.1	16-36	.444	3-9	.333	11-21	.524	4	13	17	1.9	17	1	15	13	2	6	46	5.1	
TOTAL	9-0	145/16.1	16-36	.444	3-9	.333	11-21	.524	4	13	17	1.9	17	1	15	13	2	6	46	5.1	

SINGLE-GAME HIGHS [all-time ranking]:

Points: 14, SIUE -- 11/09/21

Rebounds: 4, SIUE -- 11/09/21; Northern Ill. -- 11/27/21; Jackson St. -- 11/30/21

Assists: 4 [t-10th], SIUE -- 11/09/21; Northern Ill. -- 11/27/21

Steals: 2 [t-3rd], New Hampshire -- 11/12/21; Jackson St. -- 11/30/21

Blocks: 2 [t-7th], Northern Ill. -- 11/27/21

FG made: 5, SIUE -- 11/09/21

FG attempts: 10, SIUE -- 11/09/21

3FG made: 1, SIUE -- 11/09/21; New Hampshire -- 11/12/21; Northern Ill. -- 11/27/21

3FG attempts: 3, SIUE -- 11/09/21; New Hampshire -- 11/12/21

FT made: 3, SIUE -- 11/09/21; Jackson St. -- 11/30/21

FT attempts: 5 [t-9th], SIUE -- 11/09/21; Jackson St. -- 11/30/21

Individual Career History

Darryl Morsell

			Total		3-Point		F-Throws		Rebounds											Scoring	
Season	gp-gs	min/avg	fg-fga	pct	fg-fga	pct	ft-fta	pct	off	def	tot	avg	pf	fo	ast	to	blk	stl	pts	avg	
2021-22	9-9	260/28.9	40-85	.471	15-34	.441	38-47	.809	7	27	34	3.8	19	1	26	24	2	7	133	14.8	
TOTAL	9-9	260/28.9	40-85	.471	15-34	.441	38-47	.809	7	27	34	3.8	19	1	26	24	2	7	133	14.8	

SINGLE-GAME HIGHS [all-time ranking]:

Points: 26 [1st], New Hampshire -- 11/12/21

Rebounds: 7, at Wisconsin -- 12/04/21

Assists: 5 [t-5th], New Hampshire -- 11/12/21; Jackson St. -- 11/30/21

Steals: 1, 7 times

Blocks: 1 [t-9th], vs West Virginia -- 11/19/21; at Wisconsin -- 12/04/21

FG made: 8 [1st], New Hampshire -- 11/12/21

FG attempts: 13 [t-6th], SIUE -- 11/09/21

3FG made: 3 [t-5th], 4 times

3FG attempts: 7 [t-5th], SIUE -- 11/09/21

FT made: 9 [1st], vs Ole Miss -- 11/18/21

FT attempts: 10 [t-1st], vs Ole Miss -- 11/18/21

Olivier-Maxence Pros

			Total		3-Point		F-Throws		Rebounds											Scoring	
Season	gp-gs	min/avg	fg-fga	pct	fg-fga	pct	ft-fta	pct	off	def	tot	avg	pf	fo	ast	to	blk	stl	pts	avg	
2021-22	9-7	163/18.1	14-42	.333	4-17	.235	16-20	.800	8	25	33	3.7	18	0	7	7	2	7	48	5.3	
TOTAL	9-7	163/18.1	14-42	.333	4-17	.235	16-20	.800	8	25	33	3.7	18	0	7	7	2	7	48	5.3	

SINGLE-GAME HIGHS [all-time ranking]:

Points: 11, Jackson St. -- 11/30/21

Rebounds: 9 [t-7th], vs West Virginia -- 11/19/21

Assists: 2, vs West Virginia -- 11/19/21

Steals: 2 [t-3rd], SIUE -- 11/09/21; Illinois -- 11/15/21

Blocks: 1 [t-9th], Illinois -- 11/15/21; vs Ole Miss -- 11/18/21

FG made: 4, Jackson St. -- 11/30/21

FG attempts: 8, SIUE -- 11/09/21

3FG made: 1, 4 times

3FG attempts: 4, New Hampshire -- 11/12/21

FT made: 4 [t-9th], vs West Virginia -- 11/19/21

FT attempts: 4, vs West Virginia -- 11/19/21; Northern Ill. -- 11/27/21; at Wisconsin -- 12/04/21



2021-22 Marquette Men's Basketball Combined Team Statistics All games

Page 1/1
as of Dec 04, 2021

Game Records

Record	Overall	Home	Away	Neutral
ALL GAMES	7-2	5-0	0-1	2-1
CONFERENCE	0-0	0-0	0-0	0-0
NON-CONFERENCE	7-2	5-0	0-1	2-1

Score by Periods

Team	1st	2nd	OT	TOT
Marquette	291	392	0	683
Opponents	301	334	0	635

Team Box Score

No.	Player				Total		3-Point		F-Throw		Rebounds													
		GP-GS	MIN	AVG	FG-FGA	FG%	3FG-3FGA	3FG%	FT-FTA	FT%	OFF	DEF	TOT	AVG	PF	DQ	A	TO	BLK	STL	PTS	AVG		
10	LEWIS, Justin	9-9	273:33	30.4	49-105	.467	13-42	.310	32-41	.780	7	61	68	7.6	20	0	10	20	3	10	143	15.9		
32	MORSELL, Darryl	9-9	259:30	28.8	40-85	.471	15-34	.441	38-47	.809	7	27	34	3.8	19	1	26	24	2	7	133	14.8		
22	KOLEK, Tyler	9-9	252:00	28.0	21-69	.304	10-39	.256	17-21	.810	3	29	32	3.6	18	0	48	24	1	12	69	7.7		
1	JONES, Kam	9-2	195:07	21.7	23-62	.371	12-40	.300	10-15	.667	4	8	12	1.3	15	0	15	8	1	6	68	7.6		
35	KUATH, Kur	9-9	162:15	18.0	24-34	.706	0-0	.000	7-15	.467	11	28	39	4.3	15	0	3	3	25	2	55	6.1		
12	PROSPER, Olivier-Maxence	9-7	163:19	18.1	14-42	.333	4-17	.235	16-20	.800	8	25	33	3.7	18	0	7	7	2	7	48	5.3		
4	MITCHELL, Stevie	9-0	146:10	16.2	16-36	.444	3-9	.333	11-21	.524	4	13	17	1.9	17	1	15	13	2	6	46	5.1		
13	IGHODARO, Oso	9-0	156:30	17.4	20-26	.769	0-0	.000	6-10	.600	13	28	41	4.6	17	0	9	7	6	5	46	5.1		
23	JOPLIN, David	9-0	94:02	10.4	15-38	.395	11-31	.355	2-4	.500	4	11	15	1.7	11	0	3	9	2	3	43	4.8		
5	ELLIOTT, Greg	5-0	48:22	9.7	4-11	.364	3-6	.500	4-5	.800	0	5	5	1.0	6	0	2	4	0	3	15	3.0		
2	ELLIS, Emarion	6-0	45:15	7.5	3-7	.429	2-4	.500	9-16	.563	2	4	6	1.0	7	0	3	8	0	2	17	2.8		
21	BROWN, Cameron	1-0	01:19	1.3	0-0	.000	0-0	.000	0-0	.000	0	0	0	0.0	0	0	0	1	0	0	0	0.0		
42	KENNEDY, Michael	1-0	01:19	1.3	0-0	.000	0-0	.000	0-0	.000	0	1	1	1.0	0	0	0	0	0	0	0	0.0		
41	CARNEY, Brendan	1-0	01:19	1.3	0-0	.000	0-0	.000	0-0	.000	0	0	0	0.0	0	0	0	0	0	0	0	0.0		
Team											14	13	27					2						
Total		9	1800		229-515	.445	73-222	.329	152-215	.707	77	253	330	36.7	163	2	141	130	44	63	683	75.9		
Opponents		9	1800		237-557	.425	59-181	.326	102-166	.614	100	239	339	37.7	175	3	125	140	32	67	635	70.6		

Team Statistics

	MARQ	OPP
Scoring	683	635
Points per game	75.9	70.6
Scoring margin	+5.3	-
Field goals-att	229-515	237-557
Field goal pct	.445	.425
3 point fg-att	73-222	59-181
3-point FG pct	.329	.326
3-pt FG made per game	8.1	6.6
Free throws-att	152-215	102-166
Free throw pct	.707	.614
F-Throws made per game	16.9	11.3
Rebounds	330	339
Rebounds per game	36.7	37.7
Rebounding margin	-1.0	-
Assists	141	125
Assists per game	15.7	13.9
Turnovers	130	140
Turnovers per game	14.4	15.6
Turnover margin	+1.1	-
Assist/turnover ratio	1.1	0.9
Steals	63	67
Steals per game	7.0	7.4
Blocks	44	32
Blocks per game	4.9	3.6
Winning streak	0	-
Home win streak	5	-
Attendance	64459	17287
Home games-Avg/Game	5-12892	1-17287
Neutral site-Avg/Game	-	3-4568

Team Results

Date	Opponent		Score	Att.
11/09/2021	SIUE	W	88-77	13013
11/12/2021	New Hampshire	W	75-70	12004
11/15/2021	Illinois	W	67-66	14631
11/18/2021	vs Ole Miss	W	78-72	4213
11/19/2021	vs West Virginia	W	82-71	4672
11/21/2021	vs St. Bonaventure	L	54-70	4820
11/27/2021	Northern Ill.	W	80-66	13272
11/30/2021	Jackson St.	W	83-54	11539
12/04/2021	at Wisconsin	L	76-89	17287