



Game 8 | Dec. 17 | Marquette (5-2, 1-0 BIG EAST) vs. Seton Hall (4-3, 1-0 BIG EAST)

TIP-OFF: 8 p.m. CT

LOCATION: Fiserv Forum (17,500) - Milwaukee, Wis.

TV: FS1 features the broadcast, with Eric Collins (play-by-play) and Steve Lavin (analyst) calling the action.

RADIO: 94.5 ESPN FM is the flagship of the MU Radio Network, with Steve "The Homer" True (play-by-play) and Tony Smith (analyst).

MU CONTACT INFO: Scott Kuykendall handles the communications duties for MU and can be reached at 414.807.3490 or scott.kuykendall@mu.edu.

The Marquette University men's basketball team (5-2, 1-0 BIG EAST) returns home to face Seton Hall (4-3, 1-0 BIG EAST) on Thursday, Dec. 17 at 8 p.m. CT in Fiserv Forum. FS1 will feature the television broadcast, with Eric Collins (play-by-play) and Steve Lavin (analyst) calling the action. Following Thursday's matchup, the Golden Eagles will travel to Xavier on Sunday, Dec. 20.

Series With Pirates Dates Back To 1956

The Golden Eagles lead the all-time series with Seton Hall, 19-11, with all but one of the matchups coming after MU joined the BIG EAST Conference in 2005-06.

SHU opened the series with a 96-78 victory over Marquette on March 17, 1956 in MU's first-ever appearance in the National Invitation Tournament in New York. The next meeting wouldn't come until 50 years later when Marquette moved to the BIG EAST.

After SHU's 88-79 victory in the home finale last year at Fiserv Forum, the Pirates have now claimed four-straight wins over the Golden Eagles.

Marquette Claims Second Top-10 Win

Marquette rallied for an 89-84 win at No. 9/9 Creighton Monday night in the BIG EAST opener, claiming the team's second win against a top-10 opponent in 2020-21.

Freshman forward Justin Lewis' tip-in at the buzzer gave the Golden Eagles a 67-65 win over No. 4/7 Wisconsin on Dec. 4 at Fiserv Forum. Marquette now owns 48 victories all-time against top-10 foes and 127 versus teams ranked in the top-25.

Marquette last defeated a pair of top-10 opponents in the same season in 2016-17 when the Golden Eagles won at No. 7 Creighton (Jan. 21, 2017) in overtime and at home against No. 1 Villanova (Jan. 24, 2017) in back-to-back outings.

MU's win on Monday night was the program's fourth in the last five visits to the CHI Health Center Omaha.

Series Snapshot

Overall	MU leads 19-11
@ Marquette	MU leads 10-3
@ Seton Hall	MU leads 7-5
Neutral	SHU leads 3-2

RECENT RESULTS

J 1, 2017	A	Seton Hall 69, Marquette 66
J 11, 2017	H	Marquette 89, Seton Hall 86 (OT)
M 9, 2017	N	Seton Hall 82, Marquette 76
J 9, 2018	H	Marquette 84, #13 Seton Hall 64
F 7, 2018	A	Marquette 88, Seton Hall 85
J 12, 2019	H	#21 Marquette 70, Seton Hall 66
M 6, 2019	A	Seton Hall 73, #15 Marquette 64
M 15, 2019	N	Seton Hall 81, #23 Marquette 79
J 11, 2020	A	Seton Hall 65, Marquette 55
F 29, 2020	H	#13 Seton Hall 88, Marquette 79

MU SCOREBOARD

DATE	OPPONENT	RESULT/TIME
Nov. 25	UAPB	FS1 W, 99-57
Nov. 27	Eastern Illinois	FS1 W, 75-50
Big 12-BIG EAST Battle		
Dec. 1	Oklahoma State	FS1 L, 70-62
Dec. 4 4/7	Wisconsin	FS1 W, 67-65
Dec. 8	Green Bay	FS1 W, 82-68
Dec. 11	at UCLA	FS1 L, 69-60
Dec. 14 9/9	at Creighton *	FS1 W, 89-84
Dec. 17	Seton Hall *	FS1 8 p.m. CT
Dec. 20	at Xavier *	FS1 1 p.m. CT
Dec. 23	Villanova *	FS1 6 p.m. CT
Jan. 2	at Georgetown *	TBA
Jan. 5	UConn *	TBA
Jan. 8	at Villanova *	TBA
Jan. 12	Providence *	TBA
Jan. 16	at St. John's *	TBA
Jan. 20	Georgetown *	TBA
Jan. 23	DePaul *	TBA
Jan. 27	at Providence *	TBA
Feb. 2	Butler *	TBA
Feb. 6	Creighton *	TBA
Feb. 14	at Seton Hall *	TBA
Feb. 17	at Butler *	TBA
Feb. 20	St. John's *	TBA
Feb. 27	at UConn *	TBA
Mar. 2	at DePaul *	TBA
Mar. 6	Xavier *	TBA
BIG EAST Tournament		
Mar. 10	First Round	FS1 TBA
Mar. 11	Quarterfinals	FS1 TBA
Mar. 12	Semifinals	FS1 TBA
Mar. 13	Championship	FS1 TBA

* - indicates BIG EAST Conference game
AP/ESPN Top-25 rankings as of time game was played
All times are Central

Marquette Game Notes

Page 2

INJURY REPORT

Player (Injury)	Status
Symir Torrence (foot)	Questionable

MARQUETTE IN THE BIG EAST STATS

statistics through 12/15/20

Team

SCORING OFFENSE:	7th (76.3)
SCORING DEFENSE:	4th (66.1)
FT PERCENTAGE:	3rd (71.5)
FG PERCENTAGE:	8th (45.2)
ASSISTS:	4th (14.4)
STEALS:	8th (5.7)
BLOCKED SHOTS:	4th (4.7)
FG PCT. DEFENSE:	2nd (37.1)
OFFENSIVE REBOUNDS:	3rd (12.0)
DEFENSIVE REBOUNDS:	3rd (29.7)
3-PT FG's MADE:	5th (58)

Individual

SCORING

Koby McEwen	10th (15.7 ppg.)
Dawson Garcia	19th (12.9 ppg.)
D.J. Carton	27th (11.7 ppg.)

REBOUNDING

Theo John	6th (7.9 rpg.)
Justin Lewis	13th (6.9 rpg.)
Jamal Cain	12th (6.3 rpg.)

BLOCKED SHOTS

Theo John	4th (2.0 bpg.)
-----------	----------------

FIELD GOAL PERCENTAGE

Koby McEwen	12th (.507)
-------------	-------------

ASSISTS

D.J. Carton	10th (3.7 apg.)
-------------	-----------------

MARQUETTE IN THE NCAA STATS

through games of 12/15/20

FG PERCENTAGE DEFENSE

Team	35th (.371)
------	-------------

LAST GAME STARTERS

NAME	POS.	PPG.	RPG.	APG.	FG%	FT%
Koby McEwen	G	15.7	4.1	2.6	.507	.806
D.J. Carton	G	11.7	3.6	2.6	.412	.714
Jamal Cain	F	9.1	6.3	1.1	.386	.688
Dawson Garcia	F	12.9	6.1	1.1	.431	.778
Theo John	F	6.9	7.9	1.4	.667	.667

Elliott Dials Long Distance In Omaha

Junior guard Greg Elliott was one of five players to finish with double figures in points at Creighton Monday night, chipping in a career-high 14 points in 27 minutes of action off the bench.

The Detroit, Michigan, native finished 5-of-6 from the floor overall, including a personal-best 4-of-4 effort from behind the 3-point line. He also chipped in four rebounds, three assists and a steal.

Elliott, who has battled through a variety of injuries (hand, ankle) during his career, now owns 10 career double-figure scoring games in his 66 appearances.

Freshman Duo Makes Big Impact

Marquette's freshman duo of Dawson Garcia and Justin Lewis has already made a name for itself early in 2020-21 and the reasons for that recognition were on full display in the win at Creighton.

The tandem combined to contribute 25 points and 19 rebounds, including multiple critical plays in the closing minutes. Garcia finished with 14 points and 10 rebounds, six at the offensive end, for his first career double-double and Lewis chipped in 11 points and nine boards off the bench.

Both players have already claimed one BIG EAST Rookie of the Week accolade this season. Garcia ranks 19th in the league in scoring at 12.9 points per game and Lewis is 13th in rebounding at 6.9 boards per contest. In both categories, respectively, they are the top freshman listed.

Carton Gaining Comfort In Marquette Offense

Sophomore guard D.J. Carton continues to increase his contribution to the team as he gains comfort in Marquette's system and that process has sped up with his move to the starting lineup.

The Bettendorf, Iowa, native has started each of the four outings and in those games is contributing 14.8 points, 4.0 rebounds and 4.0 assists per game in just over 31 minutes per night. He has heated up from the field, knocking down 9-of-21 (42.9 percent) during that span and has also taken advantage of his opportunities at the free throw line (10-of-13, .769).

Carton finished with a career-best 20 points in the win over Creighton, which included a 5-of-7 effort from behind the 3-point line. His previous collegiate best total of 19 points came in 2019-20 against Minnesota as a member of Ohio State.

McEwen's Health, Shooting, Pain Free

Senior guard Koby McEwen battled through a hand injury a majority of the 2019-20 campaign and as a result, he struggled with his shooting touch in his debut campaign with the Golden Eagles after playing two seasons at Utah State.

McEwen currently leads the roster and is 10th in the BIG EAST in scoring (15.7 ppg.), thanks in large part to an impressive 50.7 percent effort from the field overall and a 42.9 percent clip from behind the 3-point line. He has also knocked down a team-best 80.6 percent of his free throws through the first seven outings.

In 30 starts as a junior last season, McEwen connected on just 33.2 percent from the field and 29.2 percent from behind the 3-point line.

Marquette Game Notes

Page 3

Pronunciations

Dexter Akanno	uh-CAN-oh
Ike Eke	Eh-kay
Luke Fizulich	FIZZ-uh-litch
Oso Ighodaro	ig-uh-DAR-oh
Koby McEwen	Mc-YOU-en
Symir Torrence	SIGH-meer

COMMUNICATIONS

MBB SID: Scott Kuykendall
Email: scott.kuykendall@mu.edu
Work Phone: 414-288-4794
Cell Phone: 414-807-3490
Secondary Contact: Mike Wittliff
Email: michael.wittliff@mu.edu
Work Phone: 414-288-7447
Cell Phone: 414-708-3959
Website: GoMarquette.com

CREDENTIALS

At this time, we aren't able to allow media to attend home games at Fiserv Forum, due to Covid-related protocols. The hope is at some point this season to begin allowing access of a limited amount of media on a single-game basis.

Please contact Scott Kuykendall with any questions.

PARKING

Parking is **NOT** available to home and visiting members of the media. There are several parking structures available within walking distance of Fiserv Forum.

INTERVIEW POLICY

Please contact Scott Kuykendall to arrange an interview with head coach Steve Wojciechowski, a member of the coaching staff or a player.

MU players will not disclose their home phone numbers or their cellphone numbers so please do not request that info. Players have been asked to politely decline interviews that have not been cleared with the MU Communications Office. All telephone interviews will take place from either the Communications office or the Men's Basketball Office. Player interviews will not be conducted on gamedays until standard postgame procedures occur.

2020-21 MARQUETTE ROSTER

NO.	NAME	POS.	HT.	WT.	CL.	HOMETOWN
2	Justin Lewis	F	6-7	245	Fr.	Baltimore, Md./Baltimore Polytechnic HS
<i>Consensus nationally ranked prep prospect ... member of three state title-winning teams</i>						
4	Theo John	F	6-9	245	Sr.	Minneapolis, Minn./Champlin Park HS
<i>Finished third in the BIG EAST in blocked shots (1.8 bpg.) ... fourth all-time at MU in blocks (165)</i>						
5	Greg Elliott	G	6-3	180	RJr.	Detroit, Mich./East English Village HS
<i>Appeared in 24 games, earning one start in 2019-20 ... reached double figures on three occasions</i>						
10	Symir Torrence	G	6-3	205	So.	Syracuse, N.Y./Vermont Academy
<i>Appeared in 28 games off the bench as a freshman ... 45 assists are second-most among returnees</i>						
12	Dexter Akanno	G	6-4	205	RFr.	Valencia, Calif./Blair Academy
<i>Redshirted in 2019-20 to focus on development ... Made MU debut Dec. 1 against Ok. State</i>						
13	Oso Ighodaro	F	6-9	205	Fr.	Chandler, Ariz./Desert Vista HS
<i>Nationally ranked prospect ... led high school to state title as a senior</i>						
21	D.J. Carton #	G	6-2	200	So.	Bettendorf, Iowa/Ohio State/Bettendorf HS
<i>Eligible to play in 2020-21 after transferring from Ohio St. ... Preseason All-BIG EAST Honorable Mention</i>						
23	Jamal Cain	F	6-7	200	Sr.	Pontiac, Mich./Cornerstone Health & Tech. HS
<i>Has appeared in 100 career games ... 13 points, 13 rebounds vs. Ok. State (first career double-double)</i>						
25	Koby McEwen	G	6-4	195	RSr.	Toronto, Canada/Utah State/Wasatch Academy
<i>Finished 12th in the BIG EAST in assists per game (3.2) ... Started each of his 29 appearances in 2019-20</i>						
33	Dawson Garcia	F	6-11	235	Fr.	Prior Lake, Minn./Prior Lake HS
<i>McDonald's All-America selection ... Preseason BIG EAST Freshman of the Year</i>						
40	Tommy Gardiner	F	6-7	230	Jr.	Park Ridge, Ill./Maine South HS
<i>Owens eight career appearances ... walk-on who earned scholarship in 2019-20</i>						
41	Brendan Carney *	G	6-2	190	So.	Menlo Park, Calif./Sacred Heart Prep
<i>Walk-on who joined team in 2019-20 ... appeared in four games</i>						
42	Michael Kennedy *	F	6-6	190	So.	Mequon, Wis./Homestead HS
<i>Walk-on who joined team in 2019-20 ... appeared in four games</i>						
50	Luke Fizulich *	G	6-2	185	Fr.	Harrington Park, N.J./Archbishop Stepinac HS
<i>Walk-on who joins program in 2020-21 ... two-year letterwinner at Archbishop Stepinac HS</i>						
55	Jose Perez	G	6-5	220	Jr.	Bronx, N.Y./Gardner-Webb/Putnam Science Acad.
<i>Member of All-Big South Freshman Team in 2018-19 ... averaged 15.1 ppg. in two seasons</i>						
	Ike Eke !	F	6-9	220	RJr.	Lagos, Nigeria/Univ. of Detroit Jesuit HS
<i>Medical hardship in 2019-20 ended basketball career prior to playing for MU</i>						

* = walk-on ! = won't compete due to medical redshirt

Head Coach	Steve Wojciechowski (Duke, 1998)
Associate Head Coach	Dwayne Killings (Hampton, 2003)
Associate Head Coach	Justin Gainey (NC State, 2000)
Assistant Coach	Jake Presutti (Syracuse, 2008)
Special Assistant to Head Coach	Rob Judson (Illinois, 1980)
Director of Operations	Dan Madhavapallil (Marquette, 2016)
Program Assistant	Cam Marotta (Marquette, 2019)

Marquette Adds Stevie Mitchell, Kameron Jones

Marquette added a pair of guards in its 2021 recruiting class, officially adding Stevie Mitchell (Reading, Pa./Wilson HS) and Kameron Jones (Cordova, Tenn./Evangelical Christian School) during the November signing period.

A consensus nationally ranked recruit, Mitchell is listed 82nd by Rivals.com, 91st by ESPN.com and 114th by 247Sports.com. A first team all-state honoree as a junior at Wilson High School, Mitchell helped lead the program to the county title and the school's first-ever district championship. He averaged 22.3 points, 5.4 rebounds and 2.6 steals per game and was tabbed the league's player of the year.

In 2019-20, Jones helped lead Evangelical Christian School to the Division 2-A semifinals after averaging 20.4 points per game. The Eagles collected an overall record of 21-10 and made their first appearance in the state semifinals in eight years. He was named the program's most valuable player and shared the district's top player award. In consideration for the state's Mr. Basketball Award, Jones was named all-state by multiple outlets.

Marquette Game Notes

Page 4



Steve Wojciechowski

Head Coach | Seventh Season
Duke, 1998

The 2020-21 campaign will mark the seventh at Marquette University for head coach Steve Wojciechowski, who

has enjoyed a wealth of success in collegiate basketball as both a player and a coach.

Wojciechowski (pronounced woe-ju-HOW-skee) was introduced as the program's 17th head coach on April 1, 2014 by Marquette University President Dr. Michael R. Lovell.

From the moment he arrived on campus, Wojciechowski established his "Win Every Day" philosophy as the foundation for the Marquette program. That approach has been extremely successful on the recruiting trail, where the MU staff assembled nationally ranked recruiting classes in 2015, 2016 and 2020.

Marquette was positioned for its third NCAA tournament appearance in four years in 2019-20 and fourth-straight postseason trip overall. MU's roster was led by Markus Howard, a consensus First Team All-American and one of the best players not only in Marquette history, but collegiate basketball.

MU made its third-consecutive postseason appearance in 2018-19, earning a No. 5 seed in the NCAA tournament following a 24-win campaign and second-place finish in the BIG EAST Conference. The Golden Eagles were ranked among the top-10 programs in the country during the season and concluded the year as one of the most improved defensive rosters in the nation. MU also finished ninth nationally in attendance in the team's first year at Fiserv Forum, marking the best finish in program history.

The Golden Eagles competed in the post-season for the second-straight year in 2017-18, advancing to the quarterfinals of the National Invitation Tournament (NIT). MU finished with a 21-win season and the roster featured all-conference performers Markus Howard and Andrew Rowsey. Marquette's offensive attack was one of the top performers in the country and among the numerous records to fall was the program's all-time 3-point field goals made mark.

Marquette returned to the NCAA tournament in 2016-17, thanks in large part to one of the most productive offensive attacks in the country. The roster featured a pair of all-conference honorees (Howard and Rowsey) and the campaign was highlighted by the pro-

gram's first-ever regular season win over the top-ranked team (Villanova).

The Golden Eagles collected a 20-win campaign in 2015-16 under Wojciechowski and advanced to the quarterfinals of the BIG EAST Conference Tournament. The team's on-court success was led by Henry Ellenson, the league's freshman of the year and first-round NBA Draft selection by the Detroit Pistons. Ellenson was the program's first McDonald's All-America honoree in over 30 years and a top-10 rated prospect.

The Golden Eagles claimed their first win under Wojciechowski in the season opener in 2014-15. The 79-63 win over UT Martin at the BMO Harris Bradley Center was his first as a head coach at the NCAA Division I level. The season also produced wins over Georgia Tech, Tennessee and Arizona State.

Wojciechowski, 43, had previously served as an assistant coach at Duke since the 1999-2000 season and was promoted to associate head coach in the summer of 2008. As a player and coach, he was a part of Duke's winning tradition, serving on the coaching staff for two NCAA tournament champions. During his tenure, the Blue Devils posted an incredible 441-92 record and competed in the NCAA tournament every year.

Wojciechowski also served as court coach and scout for the USA Basketball Men's National Team. He helped lead on-court duties as well as game preparation from 2006-12, including the program's gold-medal performance at the 2008 Beijing Olympics and 2012 London Olympics. The Olympic teams included NBA greats such as Marquette alumnus Dwyane Wade, Kobe Bryant and LeBron James.

Earning national titles

In 2001, in his second year as an assistant at Duke, Wojciechowski and the Blue Devils won the national championship. The team also captured the Atlantic Coast Conference regular season and tournament crowns and posted a 35-4 record.

Wojciechowski saw one of his former teammates and pupils, Shane Battier, earn the consensus National Player of the Year award in 2001 as well as National Defensive Player of the Year for the third consecutive season.

Wojciechowski achieved repeated success at the highest level with an NCAA title in the 2009-10 season as associate head coach. On the road to the championship, the Blue Devils also won the ACC Tournament, the ACC

Wojciechowski's Career Record

Alabama A&M	1-0	Michigan.....	0-1
American	1-0	Michigan St.	0-1
Arizona State	2-0	Mount St. Mary's	1-0
Arkansas-Pine Bluff ..	1-0	Murray St.	0-1
Belmont	0-1	NJIT	1-0
Bethune Cookman	1-0	North Dakota	2-0
Buffalo	1-0	North Dakota St.	1-0
Butler	4-8	Northern Illinois	1-0
UCLA	0-1	Ohio St.	0-1
Central Arkansas	1-0	Oklahoma St.	0-1
Charleston Southern ..	1-0	Omaha	0-1
Chicago St.	2-0	Oregon	1-0
Creighton	8-5	Penn St.	0-1
Davidson	1-0	Pittsburgh.....	0-1
DePaul	9-4	Presbyterian.....	2-0
Eastern Illinois	2-0	Providence	6-6
Fresno St.	1-0	Purdue	1-1
Georgetown	7-5	Robert Morris	1-0
Georgia	1-1	Seton Hall	6-9
Georgia Tech	1-0	Saint Francis (PA)	1-0
Grambling St.	2-0	St. John's	7-7
Green Bay	1-0	San Jose St.	1-0
Harvard	1-0	South Carolina	0-1
Houston Baptist	1-0	Southern	1-0
Howard.....	1-0	USC	1-0
Indiana	0-1	SIUE.....	1-0
IUPUI	2-0	Stetson.....	1-0
Iowa	0-1	Tennessee	1-0
Jackson St.	1-0	UTEP	1-0
Jacksonville	1-0	UT Martin	1-0
Kansas	0-1	VCU	1-0
Kansas St.	2-0	Vanderbilt.....	1-0
Louisville	1-0	Vermont	1-0
LSU	2-0	Villanova	3-11
Loyola Maryland	1-0	Western Carolina	1-0
Maine	1-0	Wichita St.	0-1
Maryland	0-1	Wisconsin.....	4-3
UMBC	1-0	Xavier.....	6-7
Morgan St.	1-0	TOTALS ..	120-83 (.591)

Regular Season and NIT Season Tip-Off titles. Defense and rebounding were key for the Blue Devils who had one of the nation's top defenses, holding opponents to 61.0 points per game, and ranked 14th out of 334 teams in rebounding margin.

As a player, Wojciechowski (who was often referred to as "Wojo,") was named the top defensive player in the country his senior year, a two-time All-ACC choice and honorable mention Associated Press All-America. He appeared in 128 career games for the Blue Devils and earned 88 starting assignments.

Wojciechowski is a native of Severna Park, Md., and a first-generation college student, having earned a bachelor's degree in sociology from Duke in 1998.


He and his wife Lindsay have two sons, Jack and Charlie.

Marquette Game Notes

Page 5

2


justin|LEWIS



Fr. | 6-7 | 245 | F
Baltimore, Md.
Polytechnic HS

4

theo|JOHN



Sr. | 6-9 | 245 | F
Minneapolis, Minn.
Champlin Park HS

5


greg|ELLIOTT



R.Jr. | 6-3 | 185 | G
Detroit, Mich.
East English Village HS

10

symir|TORRENCE



So. | 6-3 | 205 | G
Syracuse, N.Y.
Vermont Academy

12


dexter|AKANNO



R.Fr. | 6-4 | 205 | G
Valencia, Calif.
Blair Academy

13

oso|IGHODARO



Fr. | 6-9 | 205 | F
Chandler, Ariz.
Desert Vista HS

21


d.j.|CARTON



So. | 6-2 | 200 | G
Bettendorf, Iowa
Bettendorf HS/Ohio State

23

jamal|CAIN



Sr. | 6-7 | 200 | F
Pontiac, Mich.
Cornerstone Health and Tech HS

25

koby|MCEWEN



RSr. | 6-4 | 195 | G
Toronto, Canada
Wasatch Academy/Utah St.

33

dawson|GARCIA



Fr. | 6-11 | 235 | F
Prior Lake, Minn.
Prior Lake HS

40

tommy|GARDINER



Jr. | 6-7 | 230 | F
Park Ridge, Ill.
Maine South HS

41

brendan|CARNEY



So. | 6-2 | 190 | G
Menlo Park, Calif.
Sacred Heart Prep

42

michael|KENNEDY



So | 6-6 | 190 | F
Mequon, Wis.
Homestead HS

50

luke|FIZULICH



Fr. | 6-2 | 185 | G
Harrington Park, N.J.
Archbishop Stepinac HS


55

jose|PEREZ



Jr. | 6-5 | 220 | G
Bronx, N.Y.
Putnam Science Academy/
Gardner-Webb

ike|EKE



RSr. | 6-9 | 220 | F
Lagos, Nigeria
Univ. of Detroit Jesuit HS

Marquette Game Notes

Page 6



JUSTIN GAINERY

ASSOCIATE HEAD COACH

NC STATE (2003)

- ▷ First season as associate head coach, but served as director of operations previously (2014-17)
- ▷ Most recently spent two seasons as an assistant at Arizona (2018-20)
- ▷ Three-year starter, served as a team captain and was an honorable mention all-conference pick



DWAYNE KILLINGS

ASSOCIATE HEAD COACH

HAMPTON (2003)

- ▷ Third season at Marquette after most recently spending two years at UConn (2016-18)
- ▷ Worked for five seasons at Temple under head coach Fran Dunphy
- ▷ Named to NCAA Division I Men's Basketball Ethics Coalition in May of 2018



JAKE PRESUTTI

ASSISTANT COACH

SYRACUSE (2008)

- ▷ Seventh season at MU after most recently working with USA Basketball
- ▷ Promoted to assistant coach in summer of 2019 after five seasons as director of operations
- ▷ Walk-on who earned scholarship at Syracuse



ROB JUDSON

SPECIAL ASST. TO HEAD COACH

ILLINOIS (1980)

- ▷ Third season after spending four years at Indiana under former MU head coach Tom Crean
- ▷ Owns over 30 years of experience, including stops at NIU, Bradley, Illinois and Illinois St.
- ▷ Head coach at Northern Illinois for six seasons



DAN MADHAVAPALLIL

DIRECTOR OF OPERATIONS

MARQUETTE (2016)

- ▷ Second season as director of operations, but ninth overall with program
- ▷ Started career as a manager (four years) before serving as program assistant for two seasons
- ▷ Earned degree in marketing from Marquette

Marquette Game Notes

Page 7

PAST SEASON GAME-BY-GAME STATISTICS

THEO JOHN

2019-20 Statistics

	min	fg-a	3fg-a	ft-a	reb	ast	to	bk	st	pf	pts
Loyola Maryland*	.21	3-4	0-0	1-2	8	0	1	8	0	2	7
Purdue*	.34	2-5	0-0	2-4	9	1	0	1	2	2	6
Wisconsin*	.18	1-2	0-0	0-0	1	1	1	1	0	4	2
Robert Morris*	.23	2-4	0-0	4-5	4	0	0	2	0	3	8
Davidson*	.10	0-0	0-0	3-4	2	0	2	1	0	5	3
USC*	.18	3-6	0-0	0-2	3	1	2	2	1	4	6
Maryland*	.10	0-3	0-0	0-0	0	1	0	0	0	2	0
Jacksonville*	.17	3-6	0-0	5-10	7	1	1	2	2	3	11
Kansas State*	.22	1-4	0-0	1-2	8	1	0	3	0	5	3
Grambling State*	.23	3-3	0-0	2-4	4	1	1	0	1	3	8
North Dakota State*	.23	2-4	0-0	1-3	6	2	1	3	1	1	5
Central Arkansas*	.15	3-5	0-0	6-9	6	1	2	2	0	3	12
Creighton*	.08	0-1	0-0	0-0	1	0	2	0	0	0	0
Villanova*	.33	2-4	0-0	2-3	10	1	0	4	1	1	6
Providence*	.14	0-1	0-0	0-0	4	0	1	1	1	5	0
Seton Hall*	.14	0-3	0-0	0-0	3	1	0	0	0	5	0
Xavier*	.22	4-6	0-0	2-2	7	2	0	0	0	3	10
Georgetown*	.18	3-5	0-0	0-0	5	0	0	0	0	4	6
St. John's*	.25	0-0	0-0	1-2	5	1	2	6	1	4	1
Butler*	.39	1-3	0-0	3-4	6	0	1	7	1	1	5
Xavier*	.34	1-3	0-0	1-2	4	0	2	1	1	2	3
DePaul*	.21	1-2	0-0	3-4	4	0	1	1	1	2	5
Butler*	.21	2-3	0-0	0-0	7	1	1	1	0	0	4
Villanova*	.21	2-3	0-0	0-0	5	1	2	2	0	4	4
Creighton*	.31	6-6	0-0	0-3	10	1	1	2	0	2	12
Providence*	.27	2-2	0-0	2-2	6	0	1	1	0	1	6
Georgetown*	.19	2-2	0-0	2-2	2	0	0	2	0	3	6
Seton Hall	.23	4-6	0-0	0-2	10	2	0	1	0	2	8
DePaul*	.19	3-6	0-0	1-2	7	2	0	0	0	4	7
St. John's*	.07	0-0	0-0	0-2	2	0	2	1	0	1	0

2018-19 Statistics

	min	fg-a	3fg-a	ft-a	reb	ast	to	bk	st	pf	pts
UMBC	.24	4-5	0-0	3-6	10	0	2	3	0	4	11
Bethune-Cookman*	.11	4-4	0-0	0-0	4	0	3	1	0	3	8
Indiana*	.18	3-4	0-0	0-2	2	0	2	0	0	3	6
Presbyterian*	.22	2-3	0-0	1-3	5	1	4	3	0	4	5
Kansas*	.22	3-6	0-0	1-1	1	0	1	5	0	4	7
Louisville*	.25	5-13	0-0	0-0	6	0	1	2	2	5	10
Charleston So.*	.19	2-4	0-0	0-1	3	1	3	1	0	4	4
Kansas St*	.12	0-0	0-0	2-4	1	0	1	0	0	4	2
UTEP*	.14	3-7	0-0	0-2	0	0	0	1	0	3	6
Wisconsin*	.19	3-5	0-0	0-1	5	0	0	2	1	4	6
North Dakota*	.09	2-2	0-0	0-0	1	0	3	2	0	3	4
Buffalo*	.28	2-3	0-0	2-3	9	3	1	7	0	3	6
Southern*	.13	3-3	0-0	2-2	4	0	1	0	0	1	8
St. John's*	.15	0-3	0-0	3-4	4	0	3	0	0	4	3
Xavier*	.14	0-2	0-0	0-0	3	0	0	0	1	5	0
Creighton*	.24	2-2	0-0	1-3	6	1	0	4	0	3	5
Seton Hall*	.30	3-6	0-0	4-6	11	1	1	3	1	3	10
Georgetown*	.30	5-6	0-0	4-8	6	0	1	1	1	4	14
Providence*	.27	1-3	0-0	0-0	6	0	1	5	1	4	2
DePaul*	.32	6-8	0-0	4-7	10	0	2	6	0	4	16
Xavier*	.12	0-0	0-0	0-0	2	0	1	1	0	5	0
Butler*	.26	0-1	0-0	0-1	5	1	2	4	1	2	0
St. John's*	.25	1-2	0-0	6-10	7	0	0	0	1	4	8
Villanova*	.16	1-2	0-0	0-2	7	2	0	2	0	5	2
DePaul*	.16	1-1	0-0	0-0	6	3	0	6	0	4	2
Butler*	.32	6-7	0-0	3-4	11	1	0	3	0	1	15
Providence*	.17	0-0	0-0	0-3	3	0	2	1	0	4	0
Villanova*	.13	1-1	0-0	0-1	1	0	0	1	0	4	2
Creighton*	.21	1-2	0-0	2-2	3	0	2	1	1	4	4
Seton Hall*	.24	2-3	0-0	2-3	6	0	0	1	0	4	6
Georgetown	.18	2-3	0-0	0-2	5	2	0	0	0	4	4
St. John's*	.20	2-4	0-0	5-7	4	0	0	2	0	3	9
Seton Hall*	.13	1-1	0-0	0-1	2	0	0	0	0	4	2
Murray St.*	.17	0-2	0-0	0-0	6	0	2	2	0	4	0

2017-18 Statistics

	min	fg-a	3fg-a	ft-a	reb	ast	to	bk	st	pf	pts
Mount St. Mary's	.13	2-4	0-0	0-2	6	1	3	0	0	5	4
Purdue	.10	1-2	0-0	1-2	0	0	1	0	0	5	3
vs. VCU	.17	3-3	0-0	1-1	4	0	3	1	2	5	6
vs. Wichita State	.09	0-0	0-0	1-2	1	0	2	0	0	3	1
vs. LSU	.07	0-0	0-0	1-2	0	0	1	1	0	1	1
Eastern Illinois	.10	0-1	0-0	0-0	0	0	0	0	0	1	0
Chicago State	.14	0-3	0-0	0-0	3	0	1	0	0	5	0
Georgia	.06	0-1	0-0	0-0	1	0	0	0	0	4	0
Vermont	.10	3-3	0-0	0-2	2	0	2	0	1	2	6
at Wisconsin	.10	1-2	0-0	0-0	1	1	0	0	1	2	2
Northern Illinois	.14	3-6	0-0	1-2	5	0	2	3	0	4	7
American	.18	4-5	0-0	1-2	6	0	0	0	1	1	9
Xavier	.09	2-2	0-0	0-2	1	0	2	1	0	2	4
Georgetown	.07	0-2	0-0	1-2	0	1	1	1	0	4	1
at Providence	.15	3-7	0-0	0-0	1	0	1	0	0	2	6
at Villanova	.09	0-1	0-0	0-0	1	0	0	0	0	2	0
Seton Hall	.17	3-7	0-0	0-0	2	0	1	1	1	1	6
at Butler	.16	4-5	0-0	0-0	2	0	0	0	0	2	8
DePaul	.17	4-6	0-0	3-4	3	0	1	1	0	2	11
at Xavier	.16	0-1	0-0	0-0	2	0	2	1	4	0	0
Villanova	.03	0-2	0-0	0-0	2	0	0	0	0	0	0
Butler	.09	0-1	0-0	0-0	1	2	0	1	0	2	0
Providence	.24	6-6	0-0	2-3	6	0	1	5	1	2	14
at Seton Hall				DNP							
at St. John's				DNP							
at Creighton	.08	0-1	0-0	0-0	2	0	1	0	1	1	0
St. John's	.11	3-4	0-0	1-1	3	1	0	0	1	2	7
at DePaul	.12	2-3	0-0	0-2	4	0	3	2	2	2	4
at Georgetown	.07	1-1	0-0	0-0	1	0	0	0	0	4	2
Creighton	.08	1-3	0-0	0-0	2	0	1	1	0	2	2
vs. DePaul	.04	0-0	0-0	0-0	0	0	1	0	0	2	0
vs. Villanova	.12	2-3	0-0	2-3	1	0	2	1	0	2	6
Harvard	.10	1-2	0-0	2-2	3	0	0	0	0	3	4
Oregon	.16	4-5	0-0	2-2	1	1	0	2	0	3	10
Penn State	.23	2-4	0-0	0-0	9	1	5	1	0	2	4

GREG ELLIOTT

2019-20 Statistics

	min	fg-a	3fg-a	ft-a	reb	ast	to	bk	st	pf	pts
Loyola Maryland	.16	2-3	2-2	2-2	2	1	1	0	0	1	8
Purdue	.23	1-5	0-2	1-1	5	4	2	0	0	0	3
Wisconsin	.26	3-4	1-1	2-2	4	0	1	1	1	0	9
Robert Morris	.20	1-4	0-2	2-2	6	2	3	0	1	1	4
Davidson	.20	0-2	0-1	0-0	1	0	0	0	1	1	0
USC	.25	4-4	2-2	1-3	4	3	1	0	1	0	11
Maryland	.26	0-3	0-2	1-2	0	0	0	0	1	2	1
Jacksonville*	.31	2-7	1-3	2-4	5	3	2	1	1	2	7
Kansas State	.21	3-6	3-3	0-0	1	1	3	0	2	2	9
Grambling State	.14	2-5	1-4	0-0	2	0	2	0	0	1	5
North Dakota State	.12	1-5	0-1	2-2	1	0	0	0	0	0	4
Central Arkansas	.23	3-3	2-2	1-2	4	4	2	0	2	1	9
Creighton	.17	2-3	2-2	0-0	0	0	2	0	0	0	6
Villanova	.23	2-4	0-1	0-0	4	4	1	0	1	0	4
Providence	.21	1-5	0-3	0-2	1	3	0	0	1	1	2
Seton Hall				DNP							
Xavier				DNP							
Georgetown				DNP							
St. John's				DNP							
Butler				DNP							
Xavier				DNP							
DePaul	.07	0-2	0-2	0-0	1	0	0	0	0	0	0
Butler	.16	0-0	0-0	2-2	1	0	1	0	1	1	2
Villanova	.11	1-3	0-0	0-2	1	0	0	0	1	1	2
Creighton	.18	2-4	1-3	0-0	4	1	0	0	1	0	5
Providence	.23	3-6	1-1	3-3	3	0	1	0	0	3	10
Georgetown	.12	0-2	0-2	0-0	3	3	0	1	0	1	0
Seton Hall	.15	3-4	1-2	0-0	0	0	0	0	0	0	7
DePaul	.11	1-3	1-1	0-0	1	0	0	0	0	5	3
St. John's	.26	4-7	1-2	2-2	5	2	0	0	1	5	11

2017-18 Statistics

	min	fg-a	3fg-a	ft-a	reb	ast	to	bk	st	pf	pts
Mount St. Mary's	.18	1-2	0-1	0-0	2	1	1	0	2	0	2
Purdue	.12	0-1	0-1	2-2	2	0	0	1	1	0	2
vs. VCU	.09	0-0	0-0	0-0	1	1	2	2	0	1	0
vs. Wichita State	.11	0-0	0-0	0-0	3	0	0	0	0	0	0
vs. LSU	.17	2-3	0-0	0-1	2	0	0	1	1	2	4
Eastern Illinois	.28	3-8	1-2	0-2	3	0	1	4	4	3	7
Chicago State	.23	3-5	0-2	1-2	6	9	1	1	1	3	7
Georgia*	.26	1-3	0-1	2-2	3	1	2	1	2	4	4
Vermont*	.18	1-2	0-1	0-0	3	1	3	1	1	1	2
at Wisconsin	.15	0-1	0-0	0-0	0	2	0	0	0	2	0
Northern Illinois	.12	0-2	0-1	0-0	2	3	1	2	0	1	0
American	.23	1-2	0-1	3-6	5	3	1	1	2	1	5
Xavier	.16	3-4	2-2	0-0	2	0	0	0	1	0	8
Georgetown	.06	0-0	0-0	0-0	0	0	0	0	0	2	0
at Providence	.34	1-2	0-0	0-1	2	4	1	1	2	5	2
at Villanova	.25	5-10	1-2	2-2	4	1	2	1	4	13	13
Seton Hall	.25	2-3	1-1	4-4	5	3	0	0	1	1	9
at Butler	.26	2-6	1-2	0-0	2	1	2	1	0	2	5
DePaul	.21	0-3	0-0	0-0	4	1	2	1	1	1	0
at Xavier	.30	3-4	0-0	0-0	5	1	1	0	0	4	6
Villanova	.14	0-0	0-0	0-0	1	1	0	0	0	2	0
Butler	.28	3-4	0-1	4-4	2	2	0	0	3	4	10
Providence	.22	3-5	1-2	6-6	3	0	1	1	0	4	13
at Seton Hall	.09	0-1	0-0	0-0	0	0	2	0	0	2	0
at St. John's	.10	1-1	0-0	0-0	0	0	2	0	0	2	0
at Creighton	.17	4-5	2-3	0-0	5	1	0	0	1	3	10
St. John's*	.28	4-6	1-1	2-2	5	3	2	1	2	2	11
at DePaul*	.24	2-7	0-1	0-0	1	4	2	0	1	2	4
at Georgetown	.07	1-2	0-0	0-0	0	2	1	0	0	0	2
Creighton	.11	1-1	0-0	2-2	3	0	0	0	0	0	4
vs. DePaul	.08	1-1	1-1	2-3	0	0	0	0	0	4	5
vs. Villanova	.13	1-2	0-1	2-2	2	2	1	1	1	0	4
Harvard	.19	1-3	0-1	1-2	1	0	0	0	1	4	3
Oregon	.22	4-5	0-1	5-5	2	1	0	1	1	1	13
Penn State	.12	0-3	0-1	0-0	0	0	0	1	0	0	0

Marquette Game Notes

Page 8

PAST SEASON GAME-BY-GAME STATISTICS

SYMIR TORRENCE

2019-20 Statistics

	min	fg-a	3fg-a	ft-a	reb	ast	to	bk	st	pf	pts
Loyola Maryland	17	0-2	0-2	0-0	2	3	4	0	0	4	0
Purdue	1	0-0	0-0	0-0	1	0	0	0	0	0	0
Wisconsin	1	0-0	0-0	0-0	0	0	0	0	0	0	0
Robert Morris	7	0-0	0-0	0-0	1	1	0	0	0	0	0
Davidson				DNP							
USC	7	1-4	1-3	0-0	1	0	0	0	1	1	3
Maryland				DNP							
Jacksonville	14	1-1	1-1	0-0	0	4	0	0	0	4	3
Kansas State	16	0-3	0-1	0-0	2	4	0	0	0	0	0
Grambling State	19	1-3	0-2	0-0	0	4	0	0	1	2	2
North Dakota State	4	0-1	0-1	0-0	1	2	0	0	0	0	0
Central Arkansas	27	3-4	3-4	0-0	4	5	2	0	2	1	9
Creighton	19	0-2	0-0	0-0	6	3	0	0	0	0	0
Villanova	8	0-0	0-0	0-0	2	1	0	0	0	0	0
Providence	2	0-0	0-0	0-0	0	1	0	0	0	1	0
Seton Hall	8	1-1	1-1	0-0	1	1	2	0	0	1	3
Xavier	19	2-3	0-1	0-0	4	1	4	0	0	0	4
Georgetown	11	0-0	0-0	0-0	1	0	0	0	0	1	0
St. John's	9	0-0	0-0	3-4	1	1	0	0	0	2	3
Butler	8	0-0	0-0	0-0	0	0	0	0	0	1	0
Xavier	20	1-2	0-1	1-2	2	1	1	0	0	1	3
DePaul	18	2-3	1-2	2-3	1	2	0	0	1	1	7
Butler	4	0-0	0-0	0-0	1	2	0	0	0	0	0
Villanova	7	0-0	0-0	0-0	0	1	0	0	0	0	0
Creighton	5	0-1	0-1	0-0	1	0	0	0	0	1	0
Providence	6	0-0	0-0	0-0	0	0	2	0	1	0	0
Georgetown	19	3-3	2-2	0-0	1	3	2	0	1	2	8
Seton Hall	5	0-1	0-0	0-0	0	1	0	0	0	0	0
DePaul	3	0-0	0-0	0-0	0	1	0	0	0	0	0
St. John's	24	1-5	0-2	2-2	3	4	3	0	0	3	4

JAMAL CAIN

2019-20 Statistics

	min	fg-a	3fg-a	ft-a	reb	ast	to	bk	st	pf	pts
Loyola Maryland	24	1-4	0-1	2-2	5	2	1	2	1	3	4
Purdue	27	2-7	0-4	2-4	7	0	2	1	0	4	6
Wisconsin	19	3-5	2-3	0-2	3	0	1	0	0	3	8
Robert Morris	13	1-3	0-2	0-0	2	0	1	0	0	0	2
Davidson	20	1-1	0-0	2-4	7	0	0	0	0	0	4
USC	19	1-2	0-0	2-2	6	0	1	1	0	4	4
Maryland	5	0-1	0-0	0-0	0	0	0	0	0	0	0
Jacksonville	27	4-6	0-0	0-0	12	3	2	1	2	1	8
Kansas State	34	6-9	3-4	2-2	9	2	2	0	0	3	17
Grambling State	23	4-5	3-4	0-0	5	5	2	0	1	1	11
North Dakota State	17	1-1	0-0	2-2	5	0	0	2	1	0	4
Central Arkansas*	24	3-6	1-4	1-2	3	2	0	0	1	2	8
Creighton	17	2-6	1-4	0-0	4	0	1	0	0	2	5
Villanova	10	1-3	0-1	0-0	2	0	2	0	1	0	2
Providence	9	1-2	0-0	0-0	1	0	0	0	1	2	2
Seton Hall	9	0-0	0-0	0-0	0	0	0	0	0	1	0
Xavier	19	1-3	0-1	0-0	5	2	0	0	1	1	2
Georgetown	8	0-0	0-0	0-0	1	0	1	0	0	0	0
St. John's	21	3-4	1-1	1-2	5	1	1	1	1	1	8
Butler	21	2-2	1-1	0-0	4	0	1	1	1	2	5
Xavier	30	0-0	0-0	2-2	9	0	0	0	1	0	2
DePaul	13	1-3	1-3	0-0	3	0	2	0	1	2	3
Butler	10	1-4	0-1	2-2	1	0	1	0	1	0	4
Villanova	22	4-8	3-4	2-2	8	0	1	1	1	1	13
Creighton	9	0-1	0-1	0-0	0	0	0	0	1	0	0
Providence	21	2-5	1-3	2-2	3	1	3	0	1	5	7
Georgetown	22	6-11	3-6	0-0	3	2	2	1	1	2	15
Seton Hall	21	1-3	0-2	1-2	3	1	0	0	1	3	3
DePaul	12	1-3	0-2	0-0	3	1	1	0	0	0	2
St. John's	27	3-8	1-3	0-0	6	2	1	0	1	3	7

2018-19 Statistics

	min	fg-a	3fg-a	ft-a	reb	ast	to	bk	st	pf	pts
UMBC	15	3-6	1-3	0-0	6	0	0	2	0	0	7
Bethune-Cookman	18	2-6	2-4	0-0	5	0	0	1	1	3	6
Indiana	16	1-3	1-3	1-4	7	0	0	0	1	3	4
Presbyterian*	15	0-5	0-4	0-0	3	0	0	0	0	1	0
Kansas*	15	2-4	0-1	0-0	4	1	3	0	0	1	4
Louisville*	9	0-0	0-0	0-0	2	0	2	0	0	0	0
Charleston So.	9	1-1	0-0	0-0	1	0	0	1	0	1	2
Kansas St.	1	0-0	0-0	0-0	0	0	0	0	0	0	0
UTEP	2	0-0	0-0	0-0	0	1	1	0	1	0	0
Wisconsin	2	0-0	0-0	0-0	0	0	0	0	0	0	0
North Dakota	9	2-2	0-0	0-0	1	0	1	0	0	0	4
Buffalo	18	3-3	0-0	0-0	5	0	1	2	0	3	6
Southern	27	0-6	0-2	1-4	8	0	1	0	4	3	1
St. John's	9	1-2	0-1	0-0	4	0	2	0	0	0	2
Xavier	8	1-1	0-0	0-0	1	1	0	0	0	3	2
Creighton	14	0-0	0-0	0-0	0	0	1	0	0	0	0
Seton Hall	11	0-0	0-0	0-0	2	0	3	0	1	0	0
Georgetown	4	0-0	0-0	0-0	0	1	0	0	1	1	0
Providence				DNP							
DePaul	3	0-1	0-0	0-0	1	0	0	0	0	0	0
Xavier				DNP							
Butler				DNP							
St. John's				DNP							
Villanova				DNP							
DePaul	10	2-2	1-1	0-0	3	1	0	0	0	1	5
Butler	14	2-2	1-1	0-0	4	0	1	0	2	2	5
Providence	5	0-0	0-0	0-0	1	0	1	0	0	2	0
Villanova	2	0-0	0-0	0-0	0	0	0	0	0	0	0
Creighton	1	0-0	0-0	0-0	0	0	0	0	0	0	0
Seton Hall	5	0-1	0-0	0-0	2	0	1	0	0	2	0
Georgetown	2	0-1	0-1	0-0	0	0	0	0	0	0	0
St. John's	7	1-2	0-1	0-0	2	0	2	0	0	1	2
Seton Hall	7	0-0	0-0	0-0	0	0	1	0	0	2	0
Murray St.	2	0-0	0-0	0-0	0	0	0	0	0	0	0

2017-18 Statistics

	min	fg-a	3fg-a	ft-a	reb	ast	to	bk	st	pf	pts
Mount St. Mary's	12	1-3	0-1	1-2	1	0	0	0	0	2	3
Purdue				DNP							
vs. VCU	29	1-1	1-1	0-0	2	0	0	0	0	0	3
vs. Wichita State	12	1-5	0-3	0-0	3	0	0	0	1	0	2
vs. LSU	3	0-0	0-0	0-0	1	1	1	0	1	0	0
Eastern Illinois	20	2-5	1-1	0-0	4	0	1	0	2	1	5
Chicago State	22	4-8	1-5	1-2	5	2	0	0	0	0	10
Georgia	25	3-4	2-3	0-0	1	0	0	0	1	2	8
Vermont	20	2-7	0-2	1-1	4	2	1	1	0	2	5
at Wisconsin	21	1-2	1-2	1-2	2	1	2	1	1	2	3
Northern Illinois	21	3-5	0-0	0-2	6	1	1	0	2	3	6
American	17	0-3	0-1	1-2	1	0	1	2	0	1	1
Xavier	29	5-8	4-6	2-2	4	1	0	2	4	0	16
Georgetown	19	3-4	2-3	0-1	1	0	2	1	1	0	8
at Providence	17	0-0	0-0	0-0	4	1	2	0	1	1	0
at Villanova	13	2-3	1-1	0-0	2	1	1	0	0	4	5
Seton Hall	10	0-2	0-1	0-0	3	0	0	0	0	2	0
at Butler	11	0-0	0-0	0-0	2	0	0	1	0	0	0
DePaul	24	3-8	1-3	1-2	7	1	0	0	1	2	8
at Xavier	18	2-4	0-2	1-2	2	1	0	0	0	0	5
Villanova	22	3-4	2-3	0-1	5	0	1	0	1	1	8
Butler	16	2-5	1-2	0-0	5	0	1	1	0	2	5
Providence	8	0-1	0-0	0-0	1	0	0	0	0	0	0
at Seton Hall	14	0-1	0-0	0-0	2	0	1	0	0	1	0
at St. John's	15	0-1	0-0	0-0	1	1	2	0	0	2	0
at Creighton	17	2-4	1-2	0-0	3	0	2	0	2	0	5
St. John's	23	4-5	3-3	0-0	6	1	2	1	0	2	11
at DePaul	7	0-1	0-0	0-0	1	0	1	0	1	3	0
at Georgetown	18	2-7	1-2	0-0	5	3	3	0	1	2	5
Creighton	20	1-1	1-1	1-2	4	1	1	1	0	2	4
vs. DePaul	15	1-1	0-0	0-2	4	1	1	0	1	1	2
vs. Villanova	23	1-3	0-1	0-0	5	0	2	1	2	0	2
Harvard	28	4-6	1-1	2-2	6	0	5	0	3	3	11
Oregon	19	3-5	1-2	0-0	5	2	2	0	1	3	7
Penn State	17	3-5	1-2	0-0	6	1	1	0	1	5	7

Marquette Game Notes

Page 9

PAST SEASON GAME-BY-GAME STATISTICS

KOBY MCEWEN

2019-20 Statistics

	min	fg-a	3fg-a	ft-a	reb	ast	to	bk	st	pf	pts
Loyola Maryland*	25	4-8	3-3	0-0	7	2	3	0	1	5	11
Purdue*	37	6-12	3-7	8-9	5	4	1	0	1	1	23
Wisconsin*	35	5-9	4-4	5-5	7	3	4	0	0	2	19
Robert Morris*	34	1-5	1-3	7-8	4	5	4	0	0	4	10
Davidson*	32	0-8	0-3	3-4	6	2	2	0	2	3	2
USC*	32	3-8	1-4	0-0	4	1	1	0	2	3	7
Maryland*	28	2-8	1-5	0-0	5	5	4	0	2	3	5
Jacksonville*	20	1-8	1-8	4-4	4	4	3	0	1	5	7
Kansas State*	18	1-5	1-2	2-2	4	2	3	0	0	5	5
Grambling State*	26	2-7	0-4	6-6	5	7	4	0	0	1	10
North Dakota State*	30	2-7	0-4	8-8	7	3	2	0	0	3	12
Central Arkansas				DNP							
Creighton*	18	0-2	0-1	0-0	2	2	4	0	0	4	0
Villanova*	36	5-12	2-5	10-13	4	0	2	1	2	3	22
Providence*	25	2-10	0-3	1-2	5	2	1	0	1	4	5
Seton Hall*	36	3-6	2-5	0-2	1	3	3	0	1	3	8
Xavier*	25	3-5	2-4	2-2	3	0	2	0	0	4	10
Georgetown*	37	1-6	0-3	4-6	5	9	1	0	0	3	6
St. John's*	38	2-5	2-4	4-5	9	3	3	0	1	2	3
Butler*	30	5-11	3-5	0-0	11	4	3	1	0	5	13
Xavier*	38	4-14	1-7	9-11	5	1	3	0	0	4	18
DePaul*	23	1-5	0-4	11-13	9	3	1	0	0	4	13
Butler*	33	5-11	4-6	2-2	2	6	5	0	0	3	16
Villanova*	36	4-13	1-6	3-4	11	5	2	0	1	3	12
Creighton*	27	3-11	0-6	4-4	5	8	3	0	1	3	10
Providence*	24	2-3	1-2	2-2	3	0	5	0	0	3	7
Georgetown*	24	0-3	0-0	0-0	1	3	3	0	0	4	0
Seton Hall*	16	0-4	0-3	2-2	3	2	2	0	0	2	2
DePaul*	34	3-8	2-6	0-0	6	4	3	0	1	5	8
St. John's*	11	2-3	0-0	0-0	2	1	5	0	0	2	4

TOMMY GARDINER

2019-20 Statistics

	min	fg-a	3fg-a	ft-a	reb	ast	to	bk	st	pf	pts
Loyola Maryland	2	0-0	0-0	0-0	0	0	0	0	0	0	0
Purdue				DNP							
Wisconsin				DNP							
Robert Morris				DNP							
Davidson				DNP							
USC				DNP							
Maryland				DNP							
Jacksonville				DNP							
Kansas State				DNP							
Grambling State				DNP							
North Dakota State				DNP							
Central Arkansas	1	1-2	0-1	0-0	0	0	0	0	0	0	2
Creighton				DNP							
Villanova				DNP							
Providence				DNP							
Seton Hall				DNP							
Xavier	1	0-0	0-0	0-0	0	0	0	0	0	0	0
Georgetown				DNP							
St. John's	1	0-0	0-0	0-0	0	0	0	0	0	0	0
Butler				DNP							
Xavier				DNP							
DePaul				DNP							
Butler	1	0-0	0-0	0-0	0	0	0	0	0	0	0
Villanova				DNP							
Creighton				DNP							
Providence				DNP							
Georgetown				DNP							
Seton Hall				DNP							
DePaul				DNP							
St. John's				DNP							

2018-19 Statistics

	min	fg-a	3fg-a	ft-a	reb	ast	to	bk	st	pf	pts
UMBC				DNP							
Bethune-Cookman				DNP							
Indiana				DNP							
Presbyterian				DNP							
Kansas				DNP							
Louisville				DNP							
Charleston So.				DNP							
Kansas St.				DNP							
UTEP				DNP							
Wisconsin				DNP							
North Dakota	1	0-0	0-0	0-0	0	0	0	0	0	0	0
Buffalo				DNP							
Southern	1	0-0	0-0	0-0	0	0	0	0	0	1	0
St. John's				DNP							
Xavier				DNP							
Creighton				DNP							
Seton Hall				DNP							
Georgetown				DNP							
Providence				DNP							
DePaul				DNP							
Xavier				DNP							
Butler				DNP							
St. John's				DNP							
Villanova				DNP							
DePaul				DNP							
Butler				DNP							
Providence				DNP							
Villanova				DNP							
Creighton				DNP							
Seton Hall				DNP							
Georgetown				DNP							
St. John's				DNP							
Seton Hall				DNP							
Murray St.				DNP							

BRENDAN CARNEY

2019-20 Statistics

	min	fg-a	3fg-a	ft-a	reb	ast	to	bk	st	pf	pts
Loyola Maryland	1	0-0	0-0	0-0	0	0	0	0	0	0	0
Purdue				DNP							
Wisconsin				DNP							
Robert Morris				DNP							
Davidson				DNP							
USC				DNP							
Maryland				DNP							
Jacksonville				DNP							
Kansas State				DNP							
Grambling State				DNP							
North Dakota State				DNP							
Central Arkansas	1	0-0	0-0	0-0	0	0	0	0	0	0	0
Creighton				DNP							
Villanova				DNP							
Providence				DNP							
Seton Hall				DNP							
Xavier	1	1-1	1-1	0-0	0	0	0	0	0	0	3
Georgetown				DNP							
St. John's	1	0-0	0-0	0-0	0	0	0	0	0	0	0
Butler				DNP							
Xavier				DNP							
DePaul				DNP							
Butler				DNP							
Villanova				DNP							
Creighton				DNP							
Providence				DNP							
Georgetown				DNP							
Seton Hall				DNP							
DePaul				DNP							
St. John's				DNP							

MICHAEL KENNEDY

2019-20 Statistics

	min	fg-a	3fg-a	ft-a	reb	ast	to	bk	st	pf	pts
Loyola Maryland	1	0-0	0-0	0-0	0	0	0	0	0	0	0
Purdue				DNP							
Wisconsin				DNP							
Robert Morris				DNP							
Davidson				DNP							
USC				DNP							
Maryland				DNP							
Jacksonville				DNP							
Kansas State				DNP							
Grambling State				DNP							
North Dakota State				DNP							
Central Arkansas	1	0-1	0-1	0-0	1	0	0	0	0	0	0
Creighton				DNP							
Villanova				DNP							
Providence				DNP							
Seton Hall				DNP							
Xavier	1	0-0	0-0	0-0	0	1	0	0	0	0	0
Georgetown				DNP							
St. John's	1	0-0	0-0	0-0	0	0	0	0	0	0	0
Butler				DNP							
Xavier				DNP							
DePaul				DNP							
Butler				DNP							
Villanova				DNP							
Creighton				DNP							
Providence				DNP							
Georgetown				DNP							
Seton Hall				DNP							
DePaul				DNP							
St. John's				DNP							

Marquette Game Notes

Page 11



Official Basketball Box Score - Final

Green Bay at Marquette

12/08/20 Fiserv Forum, Milwaukee, WI
2020-21 Men's Basketball

Game Time: 8:00 PM

Game Duration: 1:55



Official Basketball Box Score - Final

Marquette at UCLA

12/11/20 Pauley Pavilion, Los Angeles
2020-21 Men's Basketball

Game Time: 6:30 PM

Game Duration: 2:12

Green Bay - 68

Record: 0-4

NO.	Name	Min	FG M-A	3P M-A	FT M-A	Rebounds OR DR TOT	Fouls PF FD	TP	AS	TO	ST	Blocks BS BA	+/-							
3	Jannah Kellogg III	F 25:16	4-9	0-0	3-7	4	1	5	3	7	11	1	0	0	1	1	-9			
14	Paris Taylor	F 22:31	2-3	0-0	0-0	0	1	1	2	0	4	0	0	0	0	0	-6			
0	Josh Jefferson	G 35:53	6-20	3-11	2-3	2	3	5	1	2	17	6	1	2	1	2	-12			
1	Amari Davis	G 32:57	2-9	0-1	3-4	1	3	4	3	4	7	1	2	1	1	2	-5			
2	PJ Pipes	G 35:50	8-15	4-10	2-2	0	7	7	1	1	22	1	0	0	1	0	-15			
5	Lucas Stieber	15:20	1-2	1-2	0-0	0	2	2	1	1	3	4	1	1	0	0	-10			
21	Terrance Thompson	17:38	1-2	0-1	0-0	0	2	2	1	0	2	0	0	0	1	0	-6			
12	Cem Kirciman	12:39	1-3	0-2	0-0	1	0	1	1	0	2	0	0	0	0	0	-7			
13	Ryan Clafin	01:56	0-0	0-0	0-0	0	0	0	0	0	0	0	0	0	0	0	0			
Team						2	2	4			0	1								
Totals						25-63	8-27	10-16	10	21	31	13	15	68	13	5	4	5	5	-14

Technical Fouls: NONE

Shooting By Period

1st FG%	12-27	44.4%
1st FT%	6-16	37.5%
2nd FG%	13-34	38.1%
2nd FT%	3-6	75%
3rd FG%	21-31	68.2%
3rd FT%	7-12	58.3%
GM FG%	25-63	39.7%
3PT%	8-27	29.6%
FT%	10-16	62.5%

Dead Ball Rebounds: 3

Marquette - 82

Record: 4-1

NO.	Name	Min	FG M-A	3P M-A	FT M-A	Rebounds OR DR TOT	Fouls PF FD	TP	AS	TO	ST	Blocks BS BA	+/-							
4	Theo John	F 33:22	4-6	0-0	0-0	3	9	12	2	2	8	2	2	1	3	0	17			
23	Jamal Cain	F 22:13	3-7	2-3	0-0	2	3	5	2	0	8	0	1	1	0	0	5			
33	Dawson Garcia	F 28:36	7-13	2-3	2-2	1	6	7	2	1	8	0	1	0	1	0	5			
21	D.J. Carlton	G 26:22	3-7	1-3	2-2	0	2	2	3	1	9	3	1	1	0	0	11			
25	Koby McEwen	G 37:00	10-16	5-9	3-3	0	3	3	2	4	28	4	0	0	0	0	18			
2	Justin Lewis	18:02	1-5	0-1	0-0	2	0	2	2	1	2	2	2	0	1	1	6			
5	Greg Elliott	12:39	1-3	0-0	0-0	0	1	1	1	0	2	2	0	0	0	1	10			
10	Symir Torrence	18:23	1-4	0-3	3-3	0	3	3	0	2	5	2	2	0	0	0	1	1		
12	Dexter Akanno	03:23	0-1	0-1	2-2	1	1	2	1	1	2	0	0	0	0	0	-3			
Team						0	2	2			0									
Totals						30-62	10-23	12-12	9	30	39	15	13	82	15	9	3	5	5	14

Technical Fouls: NONE

Shooting By Period

1st	FG%	15-34	44.1%
2nd	FG%	3-14	28.6%
3rd	FG%	6-6	100%
4th	FG%	15-28	53.6%
FT%	6-9	66.7%	
FT%	6-6	100%	

GM FG%: 30-62 48.4%

3PT%: 10-23 43.5%

FT%: 12-12 100%

Dead Ball Rebounds: 19

	UGB	MAR
Biggest lead	3 (1 st 14:20)	18 (2 nd 1:21)
Best Scoring Run	10 (2 nd 12:58)	8 (1 st 0:31)
Lead Changes	5	
Times Tied	4	
Time with Lead	02:04	32:52

Points from	UGB	MAR
Turnovers	10	2
Paint	24	26
Second Chance	5	8
Fast Breaks	13	17
Bench	7	11

Period by Period Scoring			
	1st	2nd	TOT
UGB	33	35	68
MAR	40	42	82

Marquette - 60

Record: 4-2

NO.	Name	Min	FG M-A	3P M-A	FT M-A	Rebounds OR DR TOT	Fouls PF FD	TP	AS	TO	ST	Blocks BS BA	+/-							
4	Theo John	F 26:04	0-2	0-0	0-0	2	4	6	4	4	0	2	1	0	1	-5				
23	Jamal Cain	F 29:43	3-7	0-3	0-0	2	5	7	2	1	6	0	1	2	1	0				
33	Dawson Garcia	F 34:50	3-12	0-4	6-6	2	2	4	3	3	12	0	3	1	0	-11				
21	D.J. Carlton	G 33:39	7-13	2-6	2-3	0	5	5	3	5	18	4	3	0	0	-7				
25	Koby McEwen	G 27:59	4-8	1-2	0-0	0	5	5	5	1	9	3	4	0	0	-1				
2	Justin Lewis	12:09	3-4	0-0	1-2	3	1	4	4	2	7	0	1	0	0	-1				
5	Greg Elliott	23:27	2-6	1-4	3-4	0	0	0	2	2	8	0	1	0	0	-15				
12	Dexter Akanno	05:39	0-1	0-1	0-0	0	0	0	1	0	0	0	2	0	0	0				
13	Oso Ighodaro	06:30	0-0	0-0	0-0	0	1	1	0	0	0	0	0	0	1	-1				
Team						3	2	5			0									
Totals						22-53	4-20	12-15	12	25	37	24	18	60	9	18	3	3	4	-9

Technical Fouls: NONE

Shooting By Period

1 st FG%	14:25	55.0%
1 st 3PT%	4-9	44.4%
1 st FT%	23	66.7%
2 nd FG%	8:28	28.6%
2 nd 3PT%	0-11	0.0%
2 nd FT%	10-12	83.3%
3 rd FG%	0-25	0.0%
3 rd 3PT%	4-20	20.0%
3 rd FT%	12-15	80.0%

Dead Ball Rebounds: 0

UCLA - 69

Record: 5-1

NO.	Name	Min	FG M-A	3P M-A	FT M-A	Rebounds OR DR TOT	Fouls PF FD	TP	AS	TO	ST	Blocks BS BA	+/-							
2	Cody Riley	F 17:15	1-3	0-0	1-2	0	0	0	3	2	3	0	1	0	0	1	5			
3	Johanny Juzang	G 26:24	3-12	1-8	2-2	0	2	2	3	1	9	1	1	0	0	2	3			
4	Jaime Jaquez Jr.	G 28:13	7-12	1-3	3-3	2	4	6	4	3	18	1	0	1	0	0	8			
5	Chris Smith	G 25:55	0-8	0-2	4-6	3	4	7	0	6	4	0	2	2	1	0	4			
10	Tyger Campbell	G 34:43	2-3	0-1	0-0	0	3	3	2	3	4	9	2	1	0	0	14			
0	Jaylen Clark	04:12	0-0	0-0	0-0	0	1	1	2	1	0	0	0	0	0	0	1			
24	Jalen Hill	22:45	2-4	0-0	3-4	1	3	4	1	3	7	1	0	0	3	0	4			
34	David Singleton	09:11	2-3	2-3	0-0	0	0	0	1	1	6	0	1	0	0	0	-5			
31	Julius Bernard	26:06	5-7	1-3	4-4	2	5	7	2	4	15	1	0	2	0	0	12			
13	Jake Kyman	05:16	1-4	1-3	0-0	0	0	0	0	0	3	0	0	0	0	0	-1			
Team						1	0	1			0									
Totals						23-56	6-23	17-21	9	22	31	18	24	69	13	7	6	4	3	9

Technical Fouls: NONE

1st FG FG% 13-28 46.4%

3PT% 3-11 27.3%

2nd FG FG% 10-28 35.7%

3PT% 9-12 75.0%

FT% 10-13 76.9%

GM FG% 23-56 41.1%

3PT% 6-23 26.1%

FT% 17-21 81.0%

Dear Ball Rebounds: 3

		MU	UCLA
Biggest lead		8 (1 st 14:31)	9 (2 nd 0:12)
Best Scoring Run		8 (2 nd 10:43)	7 (1 st 11:11)
Lead Changes		7	
Times Tied		9	
Time with Lead		12:12	23:01

Points from	MU	UCLA
Turnovers	5	17
Paint	28	24
Second Chance	18	9
Fast Breaks	4	7
Bench	15	31

Period by Period Scoring			
	1st	2nd	TOT
MU	34	26	60
UCLA	36	33	69

Official Basketball Box Score - Final

Marquette at #9 Creighton

12/14/20 CHI Health Center Omaha, Omaha
2020-21 Creighton Men's Basketball

Game Time: 8:01 PM

Game Duration: 2:16

Attendance: 255

Marquette - 89

Record: 5-2 (1-0)

NO.	Name	Min	FG M-A	3P M-A	FT M-A	Rebounds OR DR TOT	Fouls PF FD	TP	AS	TO	ST	Blocks BS BA	+/-						
4	Theo John	F 20:24	3-3	0-0	1-2	0	6	6	4	1	7	1	2	0	1	0	4		
23	Jamal Cain	F 21:43	2-5	1-2	0-2	2	1	3	5	1	5	2	0	1	0	0	-2		
33	Dawson Garcia	F 27:39	6-10	0-2	2-4	6	4	10	0	2	14	3	1	0	2	2	0		
21	D.J. Carlton	G 34:16	6-13	5-7	3-4	0	5	5	4	4	20	5	3	2	0	2	2		
25	Koby McEwen	G 38:03	5-9	2-5	6-7	0	3	3	4	4	18	4	3	1	1	0	7		
2	Justin Lewis	31:15	3-10	0-1	5-7	4	5	9	1	5	11	1	1	0	1	0	6		
5	Greg Elliott	26:40	5-6	4-4	0-0	1	3	4	4	0	14	3	2	1	0	0	8		
Team						1	1	2			0								
Totals						30-56	12-21	17-26	14	28	42	22	17	89	19	12	5	4	5

Technical Fouls: Elliott 2nd 11:29

Shooting By Period

1 st FG%	13/25	52.0%
3PT%	5/12	41.7%
FT%	4/7	57.1%
2 nd FG%	17/31	54.8%
3PT%	7/9	77.8%
FT%	13/19	68.4%
GM FG%	30/56	53.6%
3PT%	12/21	57.1%
FT%	17/26	65.4%

Dead Ball Rebounds: 5

#9 Creighton - 84

Record: 4-2 (0-1)

NO.	Name	Min	FG M-A	3P M-A	FT M-A	Rebounds OR DR TOT	Fouls PF FD	TP	AS	TO	ST	Blocks BS BA	+/-							
13	Christian Bishop	F 30:27	2-5	0-0	3-5	0	4	4	5	5	7	1	0	1	2	1	-10			
23	Damien Jefferson	F 32:55	6-7	2-3	3-6	3	3	6	0	3	17	3	2	1	1	0	0			
11	Marcus Zagowski	G 32:08	4-13	0-7	0-0	0	2	2	1	2	8	5	2	2	0	1	-1			
24	Mitch Ballcock	G 37:46	9-15	8-14	0-1	0	6	6	0	2	26	3	1	1	0	0	-6			
34	Denzel Mahoney	G 31:53	5-13	4-8	7-10	4	0	4	4	6	21	1	1	1	0	2	-1			
32	Ryan Kalkbrenner	05:12	0-0	0-0	0-0	0	1	1	4	0	0	0	0	0	0	0	0			
0	Antwann Jones	15:38	2-3	0-0	0-1	1	0	1	1	2	4	2	0	0	0	1	-5			
4	Shereef Mitchell	12:33	0-2	0-0	0-0	0	0	0	2	1	0	1	0	1	0	0	-7			
41	Jacob Epperson	01:28	0-0	0-0	1-2	0	1	1	0	1	1	0	0	0	1	0	5			
Team						1	1	2			0									
Totals						28-58	14-32	14-25	9	18	27	17	22	84	16	7	7	4	5	-5

Technical Fouls: NONE

Shooting By Period

1st FG	16-31	51.6%
3PT%	9-19	47.4%
FT%	3-3	100%

2nd FG 13-27 | 44.4% |

3PT%	5-13	38.5%
FT%	11-22	50%

GMFG% 28-58 | 48.3% |

3PT%	14-32	43.8%
FT%	14-25	56.0%

Dead Ball Rebounds: 4.0

	MU	CU
Biggest lead	12 (2 nd 6:08)	12 (1 st 2:24)
Best Scoring Run	7 (2 nd 0:53)	9 (2 nd 2:32)
Lead Changes	7	
Times Tied	2	
Time with Lead	14:40	23:31

Points from	MU	CU
Turnovers	10	15
Paint	30	20
Second Chance	12	11
Fast Breaks	5	8
Bench	25	5

Period by Period Scoring			
	1st	2nd	TOT
MU	35	54	89
CU	44	40	84

Marquette Game Notes

Page 12

MU as an AP-Ranked Team

Rk.	Last Time	All Time	Wojo
1.	9 Notre Dame 65, MU 59 (2/26/78)	4-1	-
2.	MU 75, Xavier 53 (2/20/78)	57-6	-
3.	Miami (Ohio) 84, MU 81 (3/11/78) *	31-3	-
4.	MU 97, 11 UNLV 81 (1/15/78)	16-2	-
5.	MU 67, Wichita State 56 (1/2/78)	18-5	-
6.	MU 67, 11 Clemson 49 (12/27/76)	16-6	-
7.	MU 67, 5 N. Carolina 59 (3/28/77) *	19-4	-
8.	Louisville 84, MU 71 (3/8/12)	22-10	-
9.	4 Cincinnati 63, MU 62 (2/20/02)	21-7	-
10.	Creighton 66, MU 60 (3/3/19)	28-9	3-3
11.	MU 76, Providence 58 (2/23/19)	25-6	2-0
12.	MU 87, Xavier 82 (1/26/19)	21-5	2-0
13.	25 Syracuse 86, MU 79 (3/7/09)	28-16	-
14.	MU 81, Villanova 77 (1/1/12)	11-3	-
15.	MU 79, Providence 68 (1/20/19)	21-6	2-0
16.	Georgetown 86, MU 84 (3/9/19)	22-10	1-3
17.	10 Ohio State 52, MU 35 (11/16/13)	24-3	-
18.	15 Villanova 72, MU 71 (2/12/20)	19-5	1-1
19.	Providence 84, MU 72 (2/22/20)	4-5	0-2
20.	MU 103, 14 Buffalo 85 (12/21/18)	15-10	2-0
21.	MU 70, Seton Hall 66 (1/12/19)	16-5	2-0
22.	MU 72, 21 Notre Dame 64 (3/2/13)	11-3	-
23.	Seton Hall 81, MU 79 (3/15/19)	5-5	1-1
24.	MU 74, Presbyterian 55 (11/17/18)	15-5	1-1
25.	San Diego State 67, MU 59 (12/11/13)	19-7	-
Totals		488-147	17-11

MU Against AP-Ranked Teams

Rk.	Last Time	All Time	Wojo
1.	Villanova 85, MU 82 (1/28/18)	2-11	1-3
2.	Kansas 77, MU 68 (11/21/18)	2-14	0-3
3.	Villanova 100, MU 90 (1/6/18)	0-11	0-1
4.	MU 67, Wisconsin 65 (12/4/20)	6-12	1-1
5.	Maryland 84, MU 63 (12/1/19)	4-15	0-2
6.	Xavier 91, MU 87 (12/27/17)	6-22	0-5
7.	MU 102, Creighton 94 (1/21/17)	6-10	1-2
8.	Xavier 89, MU 70 (1/24/18)	3-13	1-1
9.	MU 89, Creighton 84 (12/14/20)	12-9	1-0
10.	MU 71, Villanova 60 (11/16/13)	7-7	1-0
11.	Creighton 85, MU 70 (2/19/14)	8-7	-
12.	MU 74, Wisconsin 69 (12/8/18) OT	9-9	2-0
13.	Seton Hall 88, MU 79 (2/29/20)	4-9	1-3
14.	10 MU 66, Villanova 65 (2/9/19)	9-5	2-0
15.	Creighton 73, 19 MU 65 (2/18/20)	6-2	0-2
16.	Syracuse 55, 15 MU 39 (3/30/13)*	2-6	-
17.	Wisconsin 93, Marquette 84 (12/10/16)	5-4	0-1
18.	Louisville 71, MU 70 (1/15/11)	3-3	-
19.	MU (11/14/17)	7-5	1-1
20.	MU 96, Providence 91 (2/10/16) 2OT	7-7	1-2
21.	22 MU 72, Notre Dame 64 (3/2/13)	5-1	-
22.	Butler 68, MU 65 (2/7/17)	4-6	1-1
23.	Butler 73, MU 52 (2/25/15)	4-4	0-1
24.	Notre Dame 73, 12 MU 65 (3/14/13)	2-3	-
25.	Providence 77, MU 66 (3/1/15)	4-5	0-2
TOTALS		127-203	14-31

* denotes NCAA Tournament game

The Last Time

Team	Marquette	Opponent
100+ Points	106-54 vs. Central Arkansas (12/28/19)	106-104 at Creighton (1/9/19) OT
90+ Points	99-57 vs. Arkansas-Pine Bluff (11/25/20)	75-92 at Creighton (1/1/20)
Under 50 Points	44-64 vs. Xavier (2/10/15)	84-41 vs. Southern (12/28/18)
FG Pct. 60+	60.0 at 7 Creighton (1/21/17)	63.6 at Indiana (11/14/18)
Five or fewer turnovers	5 vs. Georgetown (3/9/19)	4 vs. Creighton (3/3/18)
Five Players, 10+ pts.	5 at 9 Creighton (12/14/20)	5 at DePaul (3/3/20)
Team	Marquette Win	Marquette Loss
Ranked Opponent (AP)	89-84 at 9 Creighton (12/14/20)	79-88 vs. 13 Seton Hall (2/29/20)
Overtime Game	84-82 at Xavier (1/29/20) 2OT	80-81 vs. Providence (1/7/20) OT
Double Overtime	84-82 at Xavier (1/29/20) 2OT	90-91 vs. St. John's (3/8/14) 2OT
Triple Overtime	Never	74-77 vs. Louisville (2/24/01) 3OT
Home Opener	99-57 vs. Arkansas-Pine Bluff (11/25/20)	80-83 vs. Belmont (11/13/15)
Road Opener	94-83 vs. VCU (11/20/17)	60-69 at UCLA (12/11/20)
Individual	Marquette	Opponent
50+ Points	51, Markus Howard 101-79 vs. USC (11/29/19)	-
40+ Points	42, Markus Howard 84-80 at Georgetown (1/18/20)	44, Shamorie Ponds 78-86 at St. John's (2/10/18)
30+ Points	30, Markus Howard 86-88 at St. John's (3/7/20)	31, Kamar Baldwin 85-89 at Butler (1/24/20) OT
20+ Points	20, D.J. Carton 89-84 at 9 Creighton (12/14/20)	26, M. Ballock; 21, D. Mahoney 89-84 at 9 Creighton (12/14/20)
10+ Rebounds	10, Dawson Garcia 89-84 at 9 Creighton (12/14/20)	12, Julian Champagnie 86-88 at St. John's (3/7/20)
15+ Rebounds	16, Henry Ellenson 96-91 vs. 20 Providence (2/10/16) 2OT	15, Tyrique Jones 84-82 at Xavier (1/29/20) 2OT
15+ Free Throws	15, Markus Howard 84-72 at Providence (2/22/20)	15, Austin Croshere 59-81 vs. Providence (3/14/97)
10+ Assists	10, Andrew Rowsey 90-86 at Georgetown (2/26/18) OT	16, Ja Morant 64-83 vs. Murray State (3/21/19)
Double-Double	14 pts, 10 reb, Dawson Garcia 89-84 at 9 Creighton (12/14/20)	21 pts, 12 reb, Julian Champagnie 86-88 at St. John's (3/7/20)
Triple-Double	29 pts, 11 reb, 11 ast, Dwyane Wade 83-69 vs. 1 Kentucky (3/29/03)	17 pts, 11 reb, 16 ast, Ja Morant 64-83 vs. Murray State (3/21/19)

Marquette's Record When

	2020-21	Under Wojo
Leading at half	4-1	91-18
Trailing at half	1-1	24-61
Tied at half	0-0	5-4
Scoring 70 or more points	4-0	102-39
Allowing 80 or more points	1-0	25-45
Holding opponents to 60 points or less	2-0	38-3
Holding opponents to 65 points or less	3-0	54-7
Shooting 50 percent or better	2-0	59-5
Opponent shoots 50 percent or better	0-0	12-37
Opponent shoots under 40 percent	4-0	57-11
MU's FG percent is same or higher than opp.	5-1	103-15
MU's FG percent is lower than opp.	0-1	17-68
MU's 3FG percent is even with or higher than 40 percent	3-0	70-23
Opponent's 3FG percent is even with or higher than 40 percent	1-0	24-38
MU shoots more FT than opponent	4-1	81-21
MU shoots fewer FT than opponent	1-1	37-58
MU shoots same FT as opponent	0-0	3-3
Out-rebounded opponent	4-2	82-25
Out-rebounded by opponent	1-0	36-55
Rebounds tied	0-0	2-3
Same or fewer turnovers as opp.	1-0	71-31
More turnovers than opponent	4-2	47-52
Overtime games	0-0	11-4
In games decided by 5 pts. or less	2-0	35-24
In games decided by 6-10	0-2	24-24
In games decided by 11-15	1-0	14-13
In games decided by 16 pts. or more	2-0	47-22
vs Ranked Teams (AP or Coaches)	2-0	14-31

Marquette Game Notes

Page 13

2020-21 Team Superlatives by Period

	FIRST HALF		SECOND HALF	OVERTIME	DOUBLE OVERTIME
Most Points	50	UAPB (11/25/20)	54	at 9 Creighton (12/14/20)	
Fewest Pts. Allowed	18	UAPB (11/25/20)	24	Eastern Illinois (11/27/20)	
FG Percentage	56.5	UAPB (11/25/20)	54.8	at 9 Creighton (12/14/20)	
Low FG Pct. Allowed	18.9	UAPB (11/25/20)	27.6	Eastern Illinois (11/27/20)	
3-Point Percentage	57.1	4 Wisconsin (12/4/20)	77.8	at 9 Creighton (12/14/20)	
FT Made	18	UAPB (11/25/20)	13	2x, Last: at CU (12/14/20)	
Rebounds	24	Eastern Illinois (11/27/20)	26	Eastern Illinois (11/27/20)	
Assists	11	UAPB (11/25/20)	8	Green Bay (12/8/20)	
Blocks	7	UAPB (11/25/20)	3	2x, Last: GB (12/8/20)	
Steals	6	UAPB (11/25/20)	3	2x, Last: UW (12/4/20)	

2020-21 Individual Superlatives by Period

FIRST HALF

Points	14	D.J. Carton	at UCLA (12/11/20)
3-Point Made	3	Dawson Garcia	Eastern Illinois (11/27/20)
FT Made	7	Theo John	UAPB (11/25/20)
Rebounds	9	Justin Lewis	Oklahoma State (12/1/20)
Assists	4	2x, Last: S. Torrence	Eastern Illinois (11/27/20)

SECOND HALF

Points	20	Koby McEwen	Green Bay (12/8/20)
3-Point Made	3	3x, Last: Carton & Elliott	at 9 Creighton (12/14/20)
FT Made	5	Koby McEwen	2x, Last: at 9 Creighton (12/14/20)
Rebounds	9	Jamal Cain	Oklahoma State (12/1/20)
Assists	4	D.J. Carton	at 9 Creighton (12/14/20)

FIRST OVERTIME

Points			
3-Point Made			
FT Made			
Rebounds			
Assists			

SECOND OVERTIME

Points			
3-Point Made			
FT Made			
Rebounds			
Assists			

2020-21 Specialty Stats . . . (MU/Opp.)

Opponent	In Paint	Off T/O	2nd Chance	Fast Break	Bench
11/25 UAPB	32/28	21/16	26/13	22/17	33/19
11/27 Eastern Illinois	20/12	13/8	10/11	14/7	24/14
12/1 Oklahoma State	22/36	20/34	17/9	17/20	15/34
12/4 Wisconsin	26/22	13/8	12/13	15/9	26/15
12/8 Green Bay	26/24	2/10	8/5	17/13	11/7
12/11 at UCLA	28/24	5/17	18/9	4/7	15/31
12/14 at Creighton	30/20	10/15	12/11	5/8	25/5
12/17 Seton Hall					
12/20 at Xavier					
12/23 Villanova					
TOTALS	184/166	84/108	103/71	94/81	149/125

This season . . .

Largest halftime lead	32	Arkansas Pine-Bluff (11/25/20)
Largest halftime deficit	9	at 9 Creighton (12/14/20)
Largest lead in a game	45	Arkansas Pine-Bluff (11/25/20)
Largest deficit in a game	12	2x, Last: at 9 Creighton (12/14/20)
Largest winning margin	42	Arkansas Pine-Bluff (11/25/20)
Largest losing margin	9	at UCLA (12/11/20)
Largest deficit in a victory	12	at 9 Creighton (12/14/19)
Largest lead in a loss	12	Oklahoma State (12/1/20)
Largest home crowd	-	-
Largest road crowd	-	-
Largest neutral crowd	-	-
30+ point games	-	-
20+ point games		McEwen (2), Carton (1)
10+ rebound games		John (2), Cain (1), Lewis (1), Garcia (1)
10+ assist games	-	-
10+ block games	-	-
Double-doubles		John (1), Cain (1), Garcia (1)

Individual Career History

AKANNO, Dexter

			Total		3-Point		F-Throws		Rebounds											Scoring	
Season	gp-gs	min/avg	fg-fga	pct	fg-fga	pct	ft-fta	pct	off	def	tot	avg	pf	fo	ast	to	blk	stl	pts	avg	
2020-21	4-0	18/4.5	0-4	.000	0-3	.000	4-4	1.000	2	1	3	0.8	3	0	0	4	0	0	4	1.0	
TOTAL	4-0	18/4.5	0-4	.000	0-3	.000	4-4	1.000	2	1	3	0.8	3	0	0	4	0	0	4	1.0	

SINGLE-GAME HIGHS [all-time ranking]:

Points: 2, Wisconsin -- 12/04/20; Green Bay -- 12/08/20

Rebounds: 2, Green Bay -- 12/08/20

FG attempts: 1, 4 times

3FG attempts: 1, Oklahoma St. -- 12/01/20; Green Bay -- 12/08/20; at UCLA -- 12/11/20

FT made: 2, Wisconsin -- 12/04/20; Green Bay -- 12/08/20

FT attempts: 2, Wisconsin -- 12/04/20; Green Bay -- 12/08/20

CAIN, Jamal

			Total		3-Point		F-Throws		Rebounds											Scoring	
Season	gp-gs	min/avg	fg-fga	pct	fg-fga	pct	ft-fta	pct	off	def	tot	avg	pf	fo	ast	to	blk	stl	pts	avg	
2017-18	34-0	584/17.2	59-122	.484	26-55	.473	11-23	.478	30	84	114	3.4	49	1	22	37	12	28	155	4.6	
2018-19	29-3	250/8.6	21-48	.438	6-22	.273	2-8	.250	15	47	62	2.1	29	0	5	21	6	11	50	1.7	
2019-20	30-1	553/18.4	56-116	.483	21-55	.382	23-32	.719	31	94	125	4.2	48	1	24	29	11	19	156	5.2	
2020-21	7-7	182/26.0	22-57	.386	9-26	.346	11-16	.688	19	25	44	6.3	20	2	8	6	1	8	64	9.1	
TOTAL	100-11	1569/15.7	158-343	.461	62-158	.392	47-79	.595	95	250	345	3.5	146	4	59	93	30	66	425	4.3	

SINGLE-GAME HIGHS [all-time ranking]:

Points: 17, at Kansas St. -- 12/07/19

Rebounds: 13, Oklahoma St. -- 12/01/20

Assists: 5, Grambling -- 12/17/19

Steals: 4, Xavier -- 12/27/17; Southern U. -- 12/28/18

Blocks: 2, 6 times

FG made: 6, Georgetown -- 02/26/20; at Kansas St. -- 12/07/19

FG attempts: 14, Oklahoma St. -- 12/01/20

3FG made: 4, Xavier -- 12/27/17

3FG attempts: 8, Ark.-Pine Bluff -- 11/25/20

FT made: 5, Wisconsin -- 12/04/20

FT attempts: 6, Wisconsin -- 12/04/20

CARNEY, Brendan

			Total		3-Point		F-Throws		Rebounds											Scoring	
Season	gp-gs	min/avg	fg-fga	pct	fg-fga	pct	ft-fta	pct	off	def	tot	avg	pf	fo	ast	to	blk	stl	pts	avg	
2019-20	4-0	3/0.8	1-1	1.000	1-1	1.000	0-0	.000	0	0	0	0.0	0	0	0	0	0	0	3	0.8	
TOTAL	4-0	3/0.8	1-1	1.000	1-1	1.000	0-0	.000	0	0	0	0.0	0	0	0	0	0	0	3	0.8	

SINGLE-GAME HIGHS [all-time ranking]:

Points: 3, Xavier -- 01/15/20

FG made: 1, Xavier -- 01/15/20

FG attempts: 1, Xavier -- 01/15/20

3FG made: 1, Xavier -- 01/15/20

3FG attempts: 1, Xavier -- 01/15/20

Individual Career History

CARTON, D.J.

Season	gp-gs	min/avg	Total		3-Point		F-Throws		Rebounds										Scoring	
			fg-fga	pct	fg-fga	pct	ft-fta	pct	off	def	tot	avg	pf	fo	ast	to	blk	stl	pts	avg
2020-21	7-4	194/27.7	28-68	.412	11-32	.344	15-21	.714	2	23	25	3.6	20	0	26	18	3	12	82	11.7
TOTAL	7-4	194/27.7	28-68	.412	11-32	.344	15-21	.714	2	23	25	3.6	20	0	26	18	3	12	82	11.7

SINGLE-GAME HIGHS [all-time ranking]:

Points: 20, at Creighton -- 12/14/20

Rebounds: 7, Eastern Ill. -- 11/27/20

Assists: 5, Ark.-Pine Bluff -- 11/25/20; at Creighton -- 12/14/20

Steals: 3, Ark.-Pine Bluff -- 11/25/20; Wisconsin -- 12/04/20

Blocks: 1, Ark.-Pine Bluff -- 11/25/20; Eastern Ill. -- 11/27/20; Oklahoma St. -- 12/01/20

FG made: 7, at UCLA -- 12/11/20

FG attempts: 13, Wisconsin -- 12/04/20; at UCLA -- 12/11/20; at Creighton -- 12/14/20

3FG made: 5, at Creighton -- 12/14/20

3FG attempts: 7, at Creighton -- 12/14/20

FT made: 3, Oklahoma St. -- 12/01/20; Wisconsin -- 12/04/20; at Creighton -- 12/14/20

FT attempts: 4, Oklahoma St. -- 12/01/20; Wisconsin -- 12/04/20; at Creighton -- 12/14/20

ELLIOTT, Greg

Season	gp-gs	min/avg	Total		3-Point		F-Throws		Rebounds										Scoring	
			fg-fga	pct	fg-fga	pct	ft-fta	pct	off	def	tot	avg	pf	fo	ast	to	blk	stl	pts	avg
2017-18	35-4	639/18.3	54-107	.505	11-30	.367	38-48	.792	23	58	81	2.3	67	1	48	30	24	30	157	4.5
2019-20	24-1	457/19.0	41-94	.436	19-46	.413	21-29	.724	13	47	60	2.5	28	2	32	22	3	16	122	5.1
2020-21	7-0	112/16.0	12-22	.545	7-13	.538	11-14	.786	1	8	9	1.3	11	0	10	7	0	6	42	6.0
TOTAL	66-5	1208/18.3	107-223	.480	37-89	.416	70-91	.769	37	113	150	2.3	106	3	90	59	27	52	321	4.9

SINGLE-GAME HIGHS [all-time ranking]:

Points: 14, at Creighton -- 12/14/20

Rebounds: 6, Robert Morris -- 11/23/19; Chicago State -- 11/29/17

Assists: 9, Chicago State -- 11/29/17

Steals: 4, Eastern Illinois -- 11/27/17

Blocks: 4, Eastern Illinois -- 11/27/17

FG made: 5, at Villanova -- 1/6/18; at Creighton -- 12/14/20

FG attempts: 10, at Villanova -- 1/6/18

3FG made: 4, at Creighton -- 12/14/20

3FG attempts: 4, at UCLA -- 12/11/20; at Creighton -- 12/14/20; Grambling -- 12/17/19

FT made: 6, Providence -- 2/3/18

FT attempts: 6, American -- 12/21/17; Providence -- 2/3/18

GARCIA, Dawson

Season	gp-gs	min/avg	Total		3-Point		F-Throws		Rebounds										Scoring	
			fg-fga	pct	fg-fga	pct	ft-fta	pct	off	def	tot	avg	pf	fo	ast	to	blk	stl	pts	avg
2020-21	7-7	204/29.1	31-72	.431	7-18	.389	21-27	.778	12	31	43	6.1	13	0	8	10	5	3	90	12.9
TOTAL	7-7	204/29.1	31-72	.431	7-18	.389	21-27	.778	12	31	43	6.1	13	0	8	10	5	3	90	12.9

SINGLE-GAME HIGHS [all-time ranking]:

Points: 19, Ark.-Pine Bluff -- 11/25/20

Rebounds: 10, at Creighton -- 12/14/20

Assists: 4, Ark.-Pine Bluff -- 11/25/20

Steals: 1, Oklahoma St. -- 12/01/20; Wisconsin -- 12/04/20; at UCLA -- 12/11/20

Blocks: 2, at Creighton -- 12/14/20

FG made: 7, Green Bay -- 12/08/20

FG attempts: 13, Green Bay -- 12/08/20

3FG made: 3, Eastern Ill. -- 11/27/20

3FG attempts: 4, Eastern Ill. -- 11/27/20; at UCLA -- 12/11/20

FT made: 8, Ark.-Pine Bluff -- 11/25/20

FT attempts: 10, Ark.-Pine Bluff -- 11/25/20

Individual Career History

GARDINER, Tommy

Season	gp-gs	min/avg	Total		3-Point		F-Throws		Rebounds										Scoring	
			fg-fga	pct	fg-fga	pct	ft-fta	pct	off	def	tot	avg	pf	fo	ast	to	blk	stl	pts	avg
2018-19	3-0	2/0.7	0-0	.000	0-0	.000	0-0	.000	0	0	0	0.0	1	0	0	0	0	0	0	0.0
2019-20	5-0	5/1.0	1-2	.500	0-1	.000	0-0	.000	0	0	0	0.0	0	0	0	0	0	0	2	0.4
TOTAL	8-0	7/0.9	1-2	.500	0-1	.000	0-0	.000	0	0	0	0.0	1	0	0	0	0	0	2	0.3

SINGLE-GAME HIGHS [all-time ranking]:

Points: 2, Central Ark. -- 12/28/19

FG made: 1, Central Ark. -- 12/28/19

FG attempts: 2, Central Ark. -- 12/28/19

3FG attempts: 1, Central Ark. -- 12/28/19

IGHODARO, Oso

Season	gp-gs	min/avg	Total		3-Point		F-Throws		Rebounds										Scoring	
			fg-fga	pct	fg-fga	pct	ft-fta	pct	off	def	tot	avg	pf	fo	ast	to	blk	stl	pts	avg
2020-21	3-0	23/7.7	2-3	.667	0-0	.000	0-0	.000	2	3	5	1.7	3	0	1	1	1	0	4	1.3
TOTAL	3-0	23/7.7	2-3	.667	0-0	.000	0-0	.000	2	3	5	1.7	3	0	1	1	1	0	4	1.3

SINGLE-GAME HIGHS [all-time ranking]:

Points: 4, Ark.-Pine Bluff -- 11/25/20

Rebounds: 4, Ark.-Pine Bluff -- 11/25/20

Assists: 1, Ark.-Pine Bluff -- 11/25/20

Blocks: 1, at UCLA -- 12/11/20

FG made: 2, Ark.-Pine Bluff -- 11/25/20

FG attempts: 2, Ark.-Pine Bluff -- 11/25/20

JOHN, Theo

Season	gp-gs	min/avg	Total		3-Point		F-Throws		Rebounds										Scoring	
			fg-fga	pct	fg-fga	pct	ft-fta	pct	off	def	tot	avg	pf	fo	ast	to	blk	stl	pts	avg
2017-18	33-0	391/11.8	55-96	.573	0-0	.000	18-36	.500	26	50	76	2.3	83	4	8	37	26	11	128	3.9
2018-19	34-32	670/19.7	71-118	.602	0-0	.000	45-89	.506	62	103	165	4.9	124	4	16	39	70	10	187	5.5
2019-20	30-29	630/21.0	56-102	.549	0-0	.000	42-75	.560	54	102	156	5.2	81	4	22	27	55	13	154	5.1
2020-21	7-7	187/26.7	16-24	.667	2-2	1.000	14-21	.667	14	41	55	7.9	23	0	10	14	14	3	48	6.9
TOTAL	104-68	1878/18.1	198-340	.582	2-2	1.000	119-221	.538	156	296	452	4.3	311	12	56	117	165	37	517	5.0

SINGLE-GAME HIGHS [all-time ranking]:

Points: 16, DePaul -- 01/23/19

Rebounds: 12, Ark.-Pine Bluff -- 11/25/20; Green Bay -- 12/08/20

Assists: 3, at DePaul -- 02/12/19; Oklahoma St. -- 12/01/20; Buffalo -- 12/21/18

Steals: 2, 4 times

Blocks: 8, Loyola Maryland -- 11/05/19

FG made: 6, 4 times

FG attempts: 13, vs Louisville -- 01/23/18

3FG made: 1, Eastern Ill. -- 11/27/20; Oklahoma St. -- 12/01/20

3FG attempts: 1, Eastern Ill. -- 11/27/20; Oklahoma St. -- 12/01/20

FT made: 9, Ark.-Pine Bluff -- 11/25/20

FT attempts: 10, St. John's (NY) -- 02/05/19; Ark.-Pine Bluff -- 11/25/20; Jacksonville -- 12/04/19

Individual Career History

KENNEDY, Michael

			Total		3-Point		F-Throws		Rebounds											Scoring	
Season	gp-gs	min/avg	fg-fga	pct	fg-fga	pct	ft-fta	pct	off	def	tot	avg	pf	fo	ast	to	blk	stl	pts	avg	
2019-20	4-0	3/0.8	0-1	.000	0-1	.000	0-0	.000	1	0	1	0.3	0	0	1	0	0	0	0	0.0	
TOTAL	4-0	3/0.8	0-1	.000	0-1	.000	0-0	.000	1	0	1	0.3	0	0	1	0	0	0	0	0.0	

SINGLE-GAME HIGHS [all-time ranking]:

Rebounds: 1, Central Ark. -- 12/28/19

Assists: 1, Xavier -- 01/15/20

FG attempts: 1, Central Ark. -- 12/28/19

3FG attempts: 1, Central Ark. -- 12/28/19

LEWIS, Justin

			Total		3-Point		F-Throws		Rebounds											Scoring	
Season	gp-gs	min/avg	fg-fga	pct	fg-fga	pct	ft-fta	pct	off	def	tot	avg	pf	fo	ast	to	blk	stl	pts	avg	
2020-21	7-0	146/20.9	21-44	.477	4-8	.500	18-30	.600	21	27	48	6.9	13	0	5	11	6	2	64	9.1	
TOTAL	7-0	146/20.9	21-44	.477	4-8	.500	18-30	.600	21	27	48	6.9	13	0	5	11	6	2	64	9.1	

SINGLE-GAME HIGHS [all-time ranking]:

Points: 18, Wisconsin -- 12/04/20

Rebounds: 13, Oklahoma St. -- 12/01/20

Assists: 2, Green Bay -- 12/08/20

Steals: 1, Eastern Ill. -- 11/27/20; Oklahoma St. -- 12/01/20

Blocks: 2, Wisconsin -- 12/04/20

FG made: 6, Wisconsin -- 12/04/20

FG attempts: 10, Wisconsin -- 12/04/20; at Creighton -- 12/14/20

3FG made: 2, Wisconsin -- 12/04/20

3FG attempts: 3, Wisconsin -- 12/04/20

FT made: 5, Eastern Ill. -- 11/27/20; at Creighton -- 12/14/20

FT attempts: 10, Eastern Ill. -- 11/27/20

MCEWEN, Koby

			Total		3-Point		F-Throws		Rebounds											Scoring	
Season	gp-gs	min/avg	fg-fga	pct	fg-fga	pct	ft-fta	pct	off	def	tot	avg	pf	fo	ast	to	blk	stl	pts	avg	
2019-20	29-29	828/28.6	72-217	.332	35-120	.292	97-114	.851	8	137	145	5.0	96	5	94	82	2	17	276	9.5	
2020-21	7-7	218/31.1	35-69	.507	15-35	.429	25-31	.806	1	28	29	4.1	26	1	18	16	2	3	110	15.7	
TOTAL	36-36	1046/29.1	107-286	.374	50-155	.323	122-145	.841	9	165	174	4.8	122	6	112	98	4	20	386	10.7	

SINGLE-GAME HIGHS [all-time ranking]:

Points: 28, Green Bay -- 12/08/20

Rebounds: 11, at Butler -- 01/24/20; at Villanova -- 02/12/20

Assists: 9, at Georgetown -- 01/18/20

Steals: 2, 4 times

Blocks: 1, 4 times

FG made: 10, Green Bay -- 12/08/20

FG attempts: 16, Green Bay -- 12/08/20

3FG made: 5, Green Bay -- 12/08/20

3FG attempts: 9, Oklahoma St. -- 12/01/20; Green Bay -- 12/08/20

FT made: 11, DePaul -- 02/01/20

FT attempts: 13, Villanova -- 01/04/20; DePaul -- 02/01/20

Individual Career History

PEREZ, Jose

Season	gp-gs	min/avg	Total		3-Point		F-Throws		Rebounds										Scoring	
			fg-fga	pct	fg-fga	pct	ft-fa	pct	off	def	tot	avg	pf	fo	ast	to	blk	stl	pts	avg
2020-21	2-0	15/7.5	2-3	.667	1-1	1.000	2-4	.500	0	0	0	0.0	3	0	1	1	0	0	7	3.5
TOTAL	2-0	15/7.5	2-3	.667	1-1	1.000	2-4	.500	0	0	0	0.0	3	0	1	1	0	0	7	3.5

SINGLE-GAME HIGHS [all-time ranking]:

Points: 6, Ark.-Pine Bluff -- 11/25/20

Assists: 1, Ark.-Pine Bluff -- 11/25/20

FG made: 2, Ark.-Pine Bluff -- 11/25/20

FG attempts: 2, Ark.-Pine Bluff -- 11/25/20

3FG made: 1, Ark.-Pine Bluff -- 11/25/20

3FG attempts: 1, Ark.-Pine Bluff -- 11/25/20

FT made: 1, Ark.-Pine Bluff -- 11/25/20; Eastern Ill. -- 11/27/20

FT attempts: 2, Ark.-Pine Bluff -- 11/25/20; Eastern Ill. -- 11/27/20

TORRENCE, Symir

Season	gp-gs	min/avg	Total		3-Point		F-Throws		Rebounds										Scoring	
			fg-fga	pct	fg-fga	pct	ft-fa	pct	off	def	tot	avg	pf	fo	ast	to	blk	stl	pts	avg
2019-20	28-0	308/11.0	16-39	.410	9-24	.375	8-11	.727	1	35	36	1.3	27	0	45	20	0	7	49	1.8
2020-21	5-3	101/20.2	5-19	.263	2-14	.143	7-11	.636	1	13	14	2.8	2	0	14	7	1	3	19	3.8
TOTAL	33-3	409/12.4	21-58	.362	11-38	.289	15-22	.682	2	48	50	1.5	29	0	59	27	1	10	68	2.1

SINGLE-GAME HIGHS [all-time ranking]:

Points: 9, Central Ark. -- 12/28/19

Rebounds: 7, Ark.-Pine Bluff -- 11/25/20

Assists: 6, Eastern Ill. -- 11/27/20

Steals: 2, Central Ark. -- 12/28/19

Blocks: 1, Ark.-Pine Bluff -- 11/25/20

FG made: 3, Georgetown -- 02/26/20; Central Ark. -- 12/28/19

FG attempts: 6, Oklahoma St. -- 12/01/20

3FG made: 3, Central Ark. -- 12/28/19

3FG attempts: 4, Ark.-Pine Bluff -- 11/25/20; Oklahoma St. -- 12/01/20; Central Ark. -- 12/28/19

FT made: 4, Eastern Ill. -- 11/27/20

FT attempts: 6, Eastern Ill. -- 11/27/20

THE STAT CREW SYSTEM
Marquette Combined Team Statistics (as of Dec 14, 2020)
All games

RECORD:	OVERALL	HOME	AWAY	NEUTRAL
ALL GAMES	5-2	4-1	1-1	0-0
CONFERENCE	1-0	0-0	1-0	0-0
NON-CONFERENCE	4-2	4-1	0-1	0-0

##	Player	gp-gs	min	avg	Total		3-Point		F-Throw		Rebounds				pf	dq	a	to	blk	stl	pts	avg
					fg-fga	fg%	3fg-fga	3fg%	ft-fta	ft%	off	def	tot	avg								
25	MCEWEN, Koby	7-7	218	31.1	35-69	.507	15-35	.429	25-31	.806	1	28	29	4.1	26	1	18	16	2	3	110	15.7
33	GARCIA, Dawson	7-7	204	29.1	31-72	.431	7-18	.389	21-27	.778	12	31	43	6.1	13	0	8	10	5	3	90	12.9
21	CARTON, D.J.	7-4	194	27.7	28-68	.412	11-32	.344	15-21	.714	2	23	25	3.6	20	0	26	18	3	12	82	11.7
23	CAIN, Jamal	7-7	182	26.0	22-57	.386	9-26	.346	11-16	.688	19	25	44	6.3	20	2	8	6	1	8	64	9.1
02	LEWIS, Justin	7-0	146	20.9	21-44	.477	4-8	.500	18-30	.600	21	27	48	6.9	13	0	5	11	6	2	64	9.1
04	JOHN, Theo	7-7	187	26.7	16-24	.667	2-2	1.000	14-21	.667	14	41	55	7.9	23	0	10	14	14	3	48	6.9
05	ELLIOTT, Greg	7-0	112	16.0	12-22	.545	7-13	.538	11-14	.786	1	8	9	1.3	11	0	10	7	0	6	42	6.0
10	TORRENCE, Symir	5-3	101	20.2	5-19	.263	2-14	.143	7-11	.636	1	13	14	2.8	2	0	14	7	1	3	19	3.8
55	PEREZ, Jose	2-0	15	7.5	2-3	.667	1-1	1.000	2-4	.500	0	0	0	0.0	3	0	1	1	0	0	7	3.5
13	IGHODARO, Oso	3-0	23	7.7	2-3	.667	0-0	.000	0-0	.000	2	3	5	1.7	3	0	1	1	1	0	4	1.3
12	AKANNO, Dexter	4-0	18	4.5	0-4	.000	0-3	.000	4-4	1.000	2	1	3	0.8	3	0	0	4	0	0	4	1.0
Team											9	8	17					8				
Total.....		7	1400		174-385	.452	58-152	.382	128-179	.715	84	208	292	41.7	137	3	101	103	33	40	534	76.3
Opponents.....		7	1400		156-420	.371	50-168	.298	101-143	.706	77	151	228	32.6	136	7	83	76	29	46	463	66.1

TEAM STATISTICS	MU	OPP	Date	Opponent	Score	Att.
SCORING	534	463	11/25/20	ARK.-PINE BLUFF	w 99-57	0
Points per game	76.3	66.1	11/27/20	EASTERN ILL.	w 75-50	0
Scoring margin	+10.1	-	12/01/20	OKLAHOMA ST.	L 62-70	0
FIELD GOALS-ATT	174-385	156-420	12/04/20	WISCONSIN	w 67-65	0
Field goal pct	.452	.371	12/08/20	GREEN BAY	w 82-68	0
3 POINT FG-ATT	58-152	50-168	12/11/20	at UCLA	L 60-69	0
3-point FG pct	.382	.298	* 12/14/20	at Creighton	w 89-84	255
3-pt FG made per game	8.3	7.1				
FREE THROWS-ATT	128-179	101-143	* - Conference game			
Free throw pct	.715	.706				
F-Throws made per game	18.3	14.4				
REBOUNDS	292	228				
Rebounds per game	41.7	32.6				
Rebounding margin	+9.1	-				
ASSISTS	101	83				
Assists per game	14.4	11.9				
TURNOVERS	103	76				
Turnovers per game	14.7	10.9				
Turnover margin	-3.9	-				
Assist/turnover ratio	1.0	1.1				
STEALS	40	46				
Steals per game	5.7	6.6				
BLOCKS	33	29				
Blocks per game	4.7	4.1				
ATTENDANCE	0	255				
Home games-Avg/Game	5-0	2-128				
Neutral site-Avg/Game	-	0-0				

Score by Periods	1st	2nd	Totals
Marquette	267	267	534
Opponents	219	244	463