



TABLE OF CONTENTS

2019 SCHEDULE

AUGUST 31

31 at William & Mary.....6 p.m.

SEPTEMBER

7 at Monmouth.....1 p.m.

14 SACRED HEART **12:30 p.m.**

21 at Albany 3:30 p.m.

28 PENN (Homecoming)**3:30 p.m.**

OCTOBER

5 OPEN

11 at Princeton7 p.m.

19 at Georgetown*.....12 p.m.

26 BUCKNELL*.....3:30 p.m.

NOVEMBER

2 FORDHAM* **12:30 p.m.**

9 at Holy Cross*12 p.m.

16 COLGATE* **12:30 p.m.**

23 at Lehigh* (155th Meeting)12:30 p.m.



Front Cover:
Senior WR Nick Pearson

MEDIA INFORMATION

Lafayette Quick Facts 2

2019 LEOPARDS

*For complete player and coach bios,
please see GoLeopards.com*

Career Statistics and Single-Game Highs ... 5-21

Alphabetical Roster 22-23

Numerical Roster..... 24-25

Short Roster/Pronunciation Guide 26

COACHING STAFF

Fred M. Kirby II '42 Head Coach

John Garrett..... 28

Assistant Coaches 29-30

OPPONENTS

Opponent Capsules 32-33

The Rivalry — Lafayette vs. Lehigh 34-35

Overall Series Records 36-42

2018 SEASON REVIEW

Game-by-Game Recaps 44-49

Overall Statistics 50-51

Patriot League Standings/Awards..... 52

THE TRADITION

Fisher Stadium 54

Tradition of Excellence 55

Lafayette All-Americans 56

Team Most Valuable Players 57-58

Team Records 58

Individual Records..... 59-68

All-Patriot League Players..... 69-71

Maroon Club Hall of Fame 72-73

All-Time Roster 74-96

Lafayette's Team Captains 97

All-Time Coaching 98

Year-by-Year Results..... 99-106

LC's Pro Football Players..... 100-101

Lafayette Future Schedules 106

Credits: The 2019 Lafayette football record book was written and edited by Phil LaBella. Assistance was provided by Scott Morse, Brian Ludrof, Hannah Simmons and Anthony Yob. Covers by Dale Mack. Initial interior design by Taran Salabsky. Action photography by Rick Smith with additional photos from Kenya Allen, Doug Kilpatrick and members of the Lafayette Athletic Communications. Printed by Lafayette College's Printing and Copy Services.

2019 Lafayette Quick Facts

Location

Easton, Pa. 18042
(60 miles north of Philadelphia)
(70 miles west of New York)

Founded

1826 (by the citizens of Easton)

Enrollment

2,610 undergraduates

Nickname

Leopards

Colors

Maroon and White

Website

GoLeopards.com

Twitter/Instagram

@GoLeopards, @LafColFootball

Fisher Stadium Press Box

(610) 330-5454

ADMINISTRATION

College President

Alison Byerly (Wellesley '83)

Faculty Representative for Athletics

David Stifel (Colgate '88)

ATHLETIC LEADERSHIP TEAM

Director of Athletics

Sherryta Freeman (Dartmouth '01)

Deputy Director of Athletics/SWA

Kaitlyn McKittrick (Moravian '04)

Associate Director of Athletics

Andrew Foster (Bowling Green '08)

Associate Director of Athletics

Michael Chamberlain (Temple '13)

Senior Dir. of Communications - Campus Life and Athletics

Scott Morse (Slippery Rock '90)

ATHLETIC COMMUNICATIONS STAFF

Senior Dir. of Communications - Campus Life and Athletics

Scott Morse (Slippery Rock '90)

Director of Athletic Communications

Philip LaBella (St. Bonaventure '98)
(610) 330-5123 | labellap@lafayette.edu

Director of Creative Media

Brian Ludrof (Delaware '12)

Video Production Manager

John Sabino (Temple '16)

Athletic Communications Assistant

Hannah Simmons (James Madison '18)

Athletic Communications Secretary

Gina Stocker

FOOTBALL QUICK FACTS

Season: 138th (first season: 1882)

All-Time Record: 678-613-39

National Championships: 3

(1896, 1921, 1926)

Patriot League Championships: 7

(1988, 1992, 1994, 2004, 2005, 2006, 2013)

Undefeated Seasons: 6

(1896, 1909, 1921, 1926, 1937, 1940)

NCAA Affiliation

NCAA Division I FCS

Conference Affiliation

Patriot League (one of seven football playing members; began play in 1986 as the Colonial League)

Home Stadium

Fisher Field at Fisher Stadium; opened in 1926 (13,132 capacity; FieldTurf Revolution 360 synthetic surface installed in 2017)

Offensive / Defensive Formations:

Multiple Sets / 3-4

2018 Records: 3-8 overall, 2-4 Patriot League (Tied for fourth)

2019 Captains:

Jake Marotti '20, Yasir Thomas '20

Offensive Starters R/L: 7/4

Defensive Starters R/L: 8/3

Special Teams Starters R/L: 2/1

Letterwinners R/L: 43/18

COACHING STAFF

Fred M. Kirby II '42 Head Football Coach:

John Garrett (Princeton '88; 3rd season)

Lafayette/Career Record: 6-16

Offensive Staff

- Kort Shankweiler (East Carolina '06; 1st season) Quarterbacks
- Christian Pace (Michigan '14; 3rd season) Offensive Line
- Ryan Bartel (TCNJ '15; 1st season) Tight Ends/Fullbacks
- Wali Lundy (Arizona State '17; 1st season) Running backs
- Jake Flaherty (Bucknell '14; 1st season) Wide Receivers

Defensive Staff

- Manny Rojas (Liberty '07; 1st season) Defensive Coordinator/Linebackers
- Doug McFadden (Friends '01; 11th season) Defensive Backs
- Andrew Seumalo (Oregon State '12; 2nd season) Defensive Line
- Rich Yahner (Penn State '99; 2nd season) Linebackers

Special Teams

- Greg Frantz (Millersville '12; 1st season) Recruiting/Special Teams Coordinator

Football Operations

- Jim Gilchrist (Fordham '18; 1st season)

Football Secretaries:

Donna Holden, Cindy Walleisa
(610) 330-5485
football@lafayette.edu



THE 2019 LEOPARDS



5

Reed Aichholz

QB - Jr. - 6-5, 225
Cincinnati, Ohio/
Indian Hill
Economics



15

Jordan Anderson

DB - So. - 5-10, 175
Temple, Ga./
South Paulding
Computer Science

CAREER STATISTICS

DEFENSIVE									Fumbles
Year	G/GS	UT-AT	Total	TFL	Sacks	Int.	PD	Rcv./Fcd.	
2018	4/0	2-1	3	0.5-1	0-0	0	0	0-0/0	
Totals	4/0	2-1	3	0.5-1	0-0	0	0	0-0/0	

SINGLE-GAME HIGHS

Tackles: 3, at Army West Point, Nov 10, 2018 (2-1)
Tackles for loss: 0.5, at Army West Point, Nov 10, 2018 (0-0)



70

Gavin Barclay

OL - Jr. - 6-6, 310
York, Pa./York Suburban
Biology

CAREER STATISTICS

Year	G/GS
2017	11/11
2018	11/11
Totals	22/22



97

Ryan Barnett

DL - Sr. - 6-3, 235
Chatham, N.J./
Chatham
Mathematics

CAREER STATISTICS

DEFENSIVE									Fumbles
Year	G/GS	UT-AT	Total	TFL	Sacks	Int.	PD	Rcv./Fcd.	
2018	4/0	2-1	3	0.5-1	0-0	0	0	0-0/0	
Totals	4/0	2-1	3	0.5-1	0-0	0	0	0-0/0	

SINGLE-GAME HIGHS

Tackles: 4, Central Conn. St., Sep 29, 2018 (4-0)
Sacks: 1.0, Colgate, Nov 11, 2017 (1-0)
Tackles for loss: 1.0, at Army West Point, Nov 10, 2018 (1-0);
Colgate, Nov 11, 2017 (1-0)
Fumbles forced: 1, Colgate, Nov 11, 2017



73

Alex Barshaba

OL - Fr. - 6-6, 315
Staten Island, N.Y./
Staten Island Technical
Biology



65

Colin Bradley

OL – Sr. – 6-5, 290
Bryn Mawr, Pa./
Radnor
Economics and English

CAREER STATISTICS

Year	G/GS
2016	0/0
2017	9/7
2018	3/0
Totals	12/7



98

Demetrius Breedlove

TE/DL – Sr. – 6-2, 240
Rochester, N.Y./
McQuaid Jesuit
Economics

CAREER STATISTICS

DEFENSIVE									
Year	G/GS	UT-AT	Total	TFL	Sacks	Int.	PD	Fumbles Rcv./Fcd.	
2016	9/4	12-13	25	2.0-5	0.5-4	0	1	0-0/0	
2017	10/0	3-10	13	2.5-15	2.5-15	1	1	2-0/2	
2018	11/7	13-11	24	1.0-2	0-0	0	10	0-0/0	
Totals	30/11	28-34	62	5.5-22	2.5-19	1	12	2-0/2	

SINGLE-GAME HIGHS

Interceptions: 1, Colgate, Nov 11, 2017
Tackles: 6, at Colgate, Nov 12, 2016 (2-4) at Bucknell, Oct 22, 2016 (5-1)
Sacks: 1.0, Bucknell, Oct 21, 2017 (1-0) at Monmouth, Sept 2, 2017 (1-0)
Tackles for loss: 1.5, at Fordham, Oct 08, 2016 (1-0)
Fumbles forced: 1, Bucknell, Oct 21, 2017 ; Princeton, Sep 23, 2017
Fumbles recovered: 1, Colgate, Nov 11, 2017 ; Princeton, Sep 23, 2017
Pass breakups: 3, Lehigh, Nov 17, 2018



60

John Burk

OL – Jr. – 6-4, 325
Lake Hiawatha, N.J./
Parisppany
Electrical and Computer
Engineering

CAREER STATISTICS

Year	G/GS
2017	DNP-INJURY
2018	11/11
Totals	11/11



30

Caleb Burr

DB – So. – 6-2, 185
Avon Lake, Ohio/
Avon Lake
Economics

CAREER STATISTICS

DEFENSIVE									
Year	G/GS	UT-AT	Total	TFL	Sacks	Int.	PD	Fumbles Rcv./Fcd.	
2018	9/1	7-6	13	1.5-2	0-0	0	1	0-0/0	
Totals	9/1	7-6	13	1.5-2	0-0	0	1	0-0/0	

SINGLE-GAME HIGHS

Tackles: 4, Monmouth, Sep 15, 2018 (2-2)
Tackles for loss: 1.0, Lehigh, Nov 17, 2018 (1-0)
Pass breakups: 1, Lehigh, Nov 17, 2018



36

Dylan Crossen

RB – Fr. – 5-11, 185
Indianapolis, Ind./
Guerin Catholic



11

Shane Davis

QB - So. - 6-1, 170
Arnold, Md./Broadneck
Undeclared



43

Ryan Dengler

WR - Fr. - 5-11, 180
Sparta, N.J./
Pope John XXIII
Economics



33

Ryan Dickens

LB - Jr. - 6-2, 230
Hazlet, N.J./Raritan
Economics

CAREER STATISTICS

DEFENSIVE								
Year	G/GS	UT-AT	Total	TFL	Sacks	Int.	PD	Fumbles Rcv./Fcd.
2017	9/0	1-0	1	0-0	0-0	0	0	0-0/0
2018	11/0	12-8	20	2.0-2	0-0	0	0	0-0/0
Totals	20/0	13-8	21	2.0-2	0-0	0	0	0-0/0

SINGLE-GAME HIGHS

Tackles: 6, at Army West Point, Nov 10, 2018 (2-4)
Tackles for loss: 1.0, at Sacred Heart, Sep 01, 2018 (1-0);
at Delaware, Sep 08, 2018 (1-0)



84

Aziz Diomande

WR - So. - 5-10, 190
Rockville, Md./
Walter Johnson
Economics

CAREER STATISTICS

Year	G/GS
2018	2/0
Totals	2/0



27

Mike Dunn

RB - Sr. - 6-1, 215
Yarmouthport, Mass./
Dennis-Yarmouth Regional
Economics

RUSHING							
Year	G/GS	Att.	Yds.	TD	Lg.	Yds./Rush	Yds./Game
2016	9/1	39	145	1	18	3.7	16.1
2017	10/0	10	12	0	8	1.2	1.2
2018	10/1	34	95	1	16	2.8	9.5
Total	29/2	83	252	2	18	3.0	8.7

SINGLE-GAME HIGHS

Points scored: 6, at Bucknell, Oct 20, 2018 ; at Bucknell, Oct 22, 2016
Touchdowns: 1, at Bucknell, Oct 20, 2018 ; at Bucknell, Oct 22, 2016
Rush attempts: 18, Georgetown, Oct 29, 2016
Rush yards: 58, at Bucknell, Oct 22, 2016 (10 carries)
Rush TDs: 1, at Bucknell, Oct 20, 2018 ; at Bucknell, Oct 22, 2016
Long rush: 18, at Bucknell, Oct 22, 2016
Receptions: 3, at Bucknell, Oct 22, 2016
Receiving yards: 20, at Sacred Heart, Sep 01, 2018 (2 receptions)
Long reception: 12, at Sacred Heart, Sep 01, 2018
Total offense att: 18, Georgetown, Oct 29, 2016 (18 rush,0 pass)
Total offense yards: 58, at Bucknell, Oct 22, 2016 (58 rush,0 pass)
All-purpose yards: 77, at Bucknell, Oct 22, 2016



9

Keith Earle

DL – Sr. – 6-2, 250
North Wales, Pa./
North Penn
Government & Law

CAREER STATISTICS

DEFENSIVE								Fumbles	
Year	G/GS	UT-AT	Total	TFL	Sacks	Int.	PD	Rcv./Fcd.	
2016	3/0	0-0	0	0.0-0	0.0-0	0	0	0-0/0	
2017	11/0	11-11	22	3.0-8	1.5-6	0	2	0-0/0	
2018	10/8	17-16	33	7.0-33	3.0-27	1-2	3	0-0/0	
Total	24/8	28-27	55	10.0-41	4.5-33	1-2	5	0-0/0	

SINGLE-GAME HIGHS

Interceptions: 1, at Fordham, Oct 27, 2018
Long INT return: 2, at Fordham, Oct 27, 2018
Tackles: 7, at Harvard, Oct 14, 2017 (2-5)
Sacks: 1.5, at Georgetown, Nov 04, 2017 (1-1)
Tackles for loss: 2.0, at Bucknell, Oct 20, 2018 (2-0)
Pass breakups: 1, 5 times



32

Joe Egan

DB – So. – 5-10, 175
Atlanta, Ga./
Westminster School
Economics

CAREER STATISTICS

DEFENSIVE								Fumbles	
Year	G/GS	UT-AT	Total	TFL	Sacks	Int.	PD	Rcv./Fcd.	
2018	6/0	1-1	2	0.0-0	0.0-0	0	0	0-0/0	
Total	6/0	1-1	2	0.0-0	0.0-0	0	0	0-0/0	

SINGLE-GAME HIGHS

Tackles: 1, Georgetown, Oct 13, 2018 (0-1);
Central Conn. St., Sep 29, 2018 (1-0)



16

Troy Fisher

QB – So. – 6-4, 225
Cranberry Township, Pa./
Pittsburgh Central Catholic
Economics



76

Matthew Fiume

OL – So. – 6-3, 270
Ashburn, Va./
Broad Run
Civil Engineering



54

George Gaspar

LB – Fr. – 6-0, 200
Bronx, N.Y./
Fordham Prep
Undeclared



46

John Gay

RB – Fr. – 6-1, 190
Jeannette, Pa./
Penn-Trafford/USAFA Prep
Economics



44

DaRon Gilbert

DB – Fr. – 6-1, 205
Roseville, Mich./
Brother Rice
Economics



20

Joe Gillette

WR – Fr. – 6-0, 190
Strongsville, Ohio/
Strongsville
Undeclared



52

Ian Grayson

DL – So. – 6-1, 270
Cresskill, N.J./
Don Bosco Prep
Engineering

CAREER STATISTICS

DEFENSIVE		UT-AT		Total	TFL	Sacks	Int.	PD	Fumbles Rcv./Fcd.
Year	G/GS	UT-AT	Total	TFL	Sacks	Int.	PD	Fumbles Rcv./Fcd.	
2018	4/4	1-3	4	0.0-0	0.0-0	0	0	0-0/0	
Total	4/4	1-3	4	0.0-0	0.0-0	0	0	0-0/0	

SINGLE-GAME HIGHS

Tackles: 1, 4 times



90

Harrison Greenhill

DL – Jr. – 6-4, 250
Orlando, Fla./
Lake Highland Prep/
Army-West Point
Environmental Science

CAREER STATISTICS

DEFENSIVE		UT-AT		Total	TFL	Sacks	Int.	PD	Fumbles Rcv./Fcd.
Year	G/GS	UT-AT	Total	TFL	Sacks	Int.	PD	Fumbles Rcv./Fcd.	
2018	11/10	18-26	44	6.0-13	2.0-6	0	0	0-0/0	
Total	11/10	18-26	44	6.0-13	2.0-6	0	0	0-0/0	

SINGLE-GAME HIGHS

Tackles: 6, at Sacred Heart, Sep 01, 2018 (2-4)
Sacks: 1.0, Georgetown, Oct 13, 2018 (1-0)
Tackles for loss: 2.0, Holy Cross, Nov 03, 2018 (1-1)
Blocked kicks: 1, Central Conn. St., Sep 29, 2018



74

Joe Grundhoffer

OL – So. – 6-6, 285
Wisconsin Rapids, Wis./
Assumption
Mechanical Engineering

CAREER STATISTICS

Year	G/GS
2018	10/4
Totals	10/4



96

Stewart Hackleman

LS/DL – Sr. – 6-3, 245
Fort Lauderdale, Fla./
Pine Crest
Economics



99

Malik Hamm

DL – So. – 6-3, 250
Baltimore, Md./
City College H.S.
Economics

CAREER STATISTICS

DEFENSIVE								Fumbles	
Year	G/GS	UT-AT	Total	TFL	Sacks	Int.	PD	Rcv./Fcd.	
2018	11/9	37-21	58	15.0-59	8.5-46	0	0	1-22/2	
Total	11/9	37-21	58	15.0-59	8.5-46	0	0	1-22/2	

SINGLE-GAME HIGHS

Tackles: 9, Georgetown, Oct 13, 2018 (6-3)
Sacks: 3.0, at Fordham, Oct 27, 2018 (3-0)
Tackles for loss: 3.0, at Fordham, Oct 27, 2018 (3-0)
Fumbles forced: 1, Georgetown, Oct 13, 2018 ;
 at Delaware, Sep 08, 2018
Fumbles recovered: 1, at Delaware, Sep 08, 2018



63

Taron Hampton

OL – Jr. – 6-3, 295
Palmyra, N.J./
St. Joseph's Prep
Government & Law

CAREER STATISTICS

Year	G/GS
2017	8/6
2018	7/3
Totals	15/9



29

Tessema Haskins

DB – So. – 6-1, 195
Ellenwood, Ga./
Peddie School
Economics



57

LB – So. – 6-2, 215
Wilmington, N.C./
Hoggard
Chemical Engineering

Christian Hollar

CAREER STATISTICS

DEFENSIVE		CAREER STATISTICS						Fumbles	
Year	G/GS	UT-AT	Total	TFL	Sacks	Int.	PD	Rcv./Fcd.	
2018	6/0	6-3	9	1.0-3	0.0-0	0	0	0-0/0	
Total	4/4	1-3	4	0.0-0	0.0-0	0	0	0-0/0	

SINGLE-GAME HIGHS

Tackles: 3, at Army West Point, Nov 10, 2018 (1-2);
at Delaware, Sep 08, 2018 (2-1);
at Colgate, Sep 22, 2018 (3-0)
Tackles for loss: 1.0, at Delaware, Sep 08, 2018 (1-0)



35

LB – So. – 5-11, 225
Mendham, N.J./
Pope John XXIII
Economics

Ty Hranicka

CAREER STATISTICS

DEFENSIVE		CAREER STATISTICS						Fumbles	
Year	G/GS	UT-AT	Total	TFL	Sacks	Int.	PD	Rcv./Fcd.	
2018	6/0	0-2	2	0.0-0	0.0-0	0	0	0-0/0	
Total	6/0	0-2	2	0.0-0	0.0-0	0	0	0-0/0	

SINGLE-GAME HIGHS

Tackles: 2, at Army West Point, Nov 10, 2018 (0-2);



64

OL – So. – 6-3, 275
Wyckoff, N.J./
Ramapo
Economics

Mike Hughes



4

WR – Fr. – 6-2, 185
Zionsville, Ind./
Zionsville
Undeclared

Jordan Hull



94

DL – So. – 6-3, 250
Swarthmore, Pa./
Haverford School
Undeclared

Colin Hurlbrink

CAREER STATISTICS

DEFENSIVE		CAREER STATISTICS						Fumbles	
Year	G/GS	UT-AT	Total	TFL	Sacks	Int.	PD	Rcv./Fcd.	
2018	6/0	2-5	7	1.0-2	0.0-0	0	0	1-0/0	
Total	6/0	2-5	7	1.0-2	0.0-0	0	0	1-0/0	

SINGLE-GAME HIGHS

Tackles: 3, at Army West Point, Nov 10, 2018 (1-2)
Tackles for loss: 1.0, at Army West Point, Nov 10, 2018 (1-0)
Fumbles recovered: 1, at Fordham, Oct 27, 2018



31

DB – Sr. – 6-1, 190
St. Mary's, Ga./
Camden County
Engineering

Kevin Hutchinson

CAREER STATISTICS

DEFENSIVE									Fumbles	
Year	G/GS	UT-AT	Total	TFL	Sacks	Int.	PBU	Rcv./Fcd.		
2016	7/0	3-1	4	1.0-1	0.0-0	0	0	0-0/0		
2017	8/0	1-1	2	0.0-0	0.0-0	0	0	0-0/0		
2018	8/0	0-0	0	0.0-0	0.0-0	0	0	0-0/0		
Totals	23/0	4-2	6	1.0-1	0.0-0	0	0	0-0/0		

SINGLE-GAME HIGHS

Tackles: 2, Sacred Heart, Sep 09, 2017 (1-1)
Tackles for loss: 1.0, at Fordham, Oct 08, 2016 (1-0)



42

LB – Jr. – 6-1, 220
Frackville, Pa./
North Schuylkill
Engineering

Major Jordan

CAREER STATISTICS

DEFENSIVE									Fumbles	
Year	G/GS	UT-AT	Total	TFL	Sacks	Int.	PD	Rcv./Fcd.		
2017	8/1	2-1	3	0.0-0	0.0-0	0	0	0-0/0		
2018	11/11	41-25	66	3.5-15	1.0-12	0	0	1-0/0		
Total	19/12	43-26	69	3.5-15	1.0-12	0	0	1-0/0		

SINGLE-GAME HIGHS

Tackles: 10, at Delaware, Sep 08, 2018 (4-6)
Sacks: 1.0, at Colgate, Sep 22, 2018 (1-0)
Tackles for loss: 1.5, at Delaware, Sep 08, 2018 (1-0)
Fumbles recovered: 1, Central Conn. St., Sep 29, 2018



7

DB – Sr. – 6-1, 190
Easton, Pa./
Notre Dame
Film & Media Studies

Tre Jordan

CAREER STATISTICS

DEFENSIVE									Fumbles	
Year	G/GS	UT-AT	Total	TFL	Sacks	Int.	PBU	Rcv./Fcd.		
2016	4/2	5-5	10	0.0-0	0.0-0	0	0	0-0/0		
2017	5/0	9-2	11	0.0-0	0.0-0	0	1	0-0/0		
2018	10/10	18-8	26	0.0-0	0.0-0	0	6	0-0/0		
Totals	19/12	32-16	47	0.0-0	0.0-0	0	7	0-0/0		

SINGLE-GAME HIGHS

Tackles: 7, Sacred Heart, Sep 09, 2017 (6-1)
Pass breakups: 2, Lehigh, Nov 17, 2018



38

K/P – Jr. – 5-10, 180
Glenelg, Md./
Calvert Hall
Mechanical Engineering

Jeffrey Kordenbrock

CAREER STATISTICS

FIELD GOALS											
Year	G	FG	Pct.	1-19	20-29	30-39	40-49	50+	LG	BLK	
2017	11	5-12	.417	0-0	1-1	3-6	1-5	0-0	43	2	
2018	11	7-11	.636	0-0	1-1	1-1	5-9	0-0	43	1	
Totals	22	12-23	.522	0-0	2-2	4-7	6-14	0-0	43	3	

SINGLE-GAME HIGHS

Points scored: 7, at Army West Point, Nov 10, 2018 ;
at Lehigh, Nov 18, 2017
Kick PATs: 4, at Lehigh, Nov 18, 2017
Points by kicking: 7, at Army West Point, Nov 10, 2018 ;
at Lehigh, Nov 18, 2017
Field goals made: 2, at Army West Point, Nov 10, 2018 ;
Georgetown, Oct 13, 2018
Field goal attempts: 3, at Georgetown, Nov 04, 2017 ;
Georgetown, Oct 13, 2018 ;
Princeton, Sep 23, 2017
Longest field goal: 43, at Army West Point, Nov 10, 2018 ;
Lehigh, Nov 17, 2018 ; at Holy Cross, Sep 30, 2017
Punt attempts: 2, Lehigh, Nov 17, 2018
Punt yards: 78, Lehigh, Nov 17, 2018 (2 punts)
Longest punt: 44, Lehigh, Nov 17, 2018
Tackles: 1, Sacred Heart, Sep 09, 2017 (1-0)



59

LB – Sr. – 6-1, 220
Doylestown, Pa./
Central Bucks East
Geology

Jack Lamb

CAREER STATISTICS

DEFENSIVE									Fumbles	
Year	G/GS	UT-AT	Total	TFL	Sacks	Int.	PBU	Rcv./Fcd.		
2016	6/0	0-3	3	0.0-0	0.0-0	0	0	0-0/0		
2017	11/0	14-12	26	1.5-2	0.5-0	0	0	1-0/1		
2018	7/1	10-7	17	0.0-0	0.0-0	0	1	0-0/0		
Totals	24/1	24-22	46	1.5-2	0.5-0	0	1	1-0/1		

SINGLE-GAME HIGHS

Tackles: 6, Holy Cross, Nov 03, 2018 (3-3);
at Army West Point, Nov 10, 2018 (2-4)
Sacks: 0.5, Colgate, Nov 11, 2017 (0-1)
Tackles for loss: 0.5, Colgate, Nov 11, 2017; Bucknell, Oct 21, 2017
at Monmouth, Sept 2, 2017 (0-0)
Fumbles forced: 1, at Army West Point, Nov 10, 2018 ;
at Lehigh, Nov 18, 2017
Fumbles recovered: 1, at Lehigh, Nov 18, 2017
Pass breakups: 1, at Army West Point, Nov 10, 2018



82

Jake Liedtka

WR - Sr. - 6-2, 190
Hamilton, N.J./
Notre Dame
Economics

CAREER STATISTICS

RECEIVING							
Year	G/GS	Rec.	Yds.	TD	Lg.	Yds./Rec.	Yds./Game
2016							
2017	7/0						
2018	8/0	1	28	0	28	28.0	3.5
Total	15/0	1	28	0	28	28.0	1.9

SINGLE-GAME HIGHS

Receptions: 1, at Colgate, Sep 22, 2018
Receiving yards: 28, at Colgate, Sep 22, 2018 (1 reception)
Long reception: 28, at Colgate, Sep 22, 2018
All-purpose yards: 28, at Colgate, Sep 22, 2018



75

Jake Marotti (C)

OL - Sr. - 6-6, 295
Baden, Pa./
Ambridge
Economics

CAREER STATISTICS

Year	G/GS
2016	3/0
2017	11/11
2018	11/11
Totals	25/22



2

TayJon Martin

DB - So. - 5-11, 185
Houston, Texas/
Episcopal
Economics



66

Casey McCollum

OL - So. - 6-6, 295
Lancaster, Pa./
Penn Manor
Mechanical Engineering

CAREER STATISTICS

Year	G/GS
2018	1/0
Totals	1/0



34

Blamassi Meite

LB - Fr. - 6-1, 220
Lawrenceville, Ga./
Discovery
Computer Science



13

Blake Meyer

TE – Sr. – 6-3, 230
Westminster, Calif./
Ocean View
Economics

CAREER STATISTICS

Year	G/GS
2018	1/0
Totals	1/0



24

Eric Mitchell

DB – Sr. – 5-10, 190
Martinsburg, W. Va./
Martinsburg/
Salisbury School
Biology

CAREER STATISTICS

DEFENSIVE								Fumbles	
Year	G/GS	UT-AT	Total	TFL	Sacks	Int.	PD	Rcv./Fcd.	
2016	11/7	31-10	41	1.0-2	0.0-0	1-31	6	1-0/0	
2017	11/10	32-9	41	1.5-2	0.0-0	3-4	10	1-0/0	
2018	11/11	17-8	25	2.0-3	0.0-0	1-0	10	0-0/0	
Totals	33/28	80-27	107	4.5-7	0.0-0	5-35	26	2-0/0	

SINGLE-GAME HIGHS

All-purpose yards: 76, at Fordham, Oct 08, 2016
Punt returns: 1, at Delaware, Sep 08, 2018
Kick returns: 4, at Fordham, Oct 08, 2016
Kick return yards: 76, at Fordham, Oct 08, 2016 (4 returns)
Long kick return: 23, at Fordham, Oct 08, 2016
Interceptions: 2, at Georgetown, Nov 04, 2017
Long INT return: 31, at Bucknell, Oct 22, 2016
Tackles: 8, at Harvard, Oct 14, 2017 (4-4)
Tackles for loss: 1.0, Fordham, Oct 07, 2017 (1-0);
 Georgetown, Oct 13, 2018 (1-0)
Fumbles recovered: 1, at Lehigh, Nov 18, 2017 ; Delaware, Sep 10, 2016
Pass breakups: 4, Monmouth, Sep 15, 2018



83

Ryan Monteyne

TE/FB – Sr. – 6-2, 220
Wayne, N.J./
Wayne Valley
Economics

CAREER STATISTICS

Year	G/GS
2017	2/0
2018	1/0
Totals	3/0



86

Michael Moriarty

WR – Jr. – 5-11, 180
Westfield, N.J./
Westfield
International Affairs

CAREER STATISTICS

Year	G/GS
2018	2/0
Totals	2/0



37

Clennie Murphy

DB – Jr. – 5-9, 175
Beltsville, Md./
Fairmont Heights
Environmental Science
and Psychology



14

Cole Northrup

QB - Jr. - 6-1, 195
St. Augustine, Fla./
St. Augustine
Economics

CAREER STATISTICS

PASSING		Comp.-Att.-Int	Yds.	TD.	Lg	Comp.%	Yds./	
Year	G/GS						Game	Effic
2017	1/0	1-4-0	5	0	5	25.0	5.0	35.5
2018	4/0	9-18-1	69	0	28	50.0	3.8	71.1
Total	5/0	10-22-1	74	0	28	45.5	3.8	64.4

Rush attempts: 7, at Sacred Heart, Sep 01, 2018
Rush yards: 19, at Sacred Heart, Sep 01, 2018 (7 carries)
Long rush: 12, at Sacred Heart, Sep 01, 2018
Pass attempts: 9, at Sacred Heart, Sep 01, 2018
Pass completions: 4, at Sacred Heart, Sep 01, 2018 ;
 at Colgate, Sep 22, 2018
Pass yards: 39, at Colgate, Sep 22, 2018
Had intercepted: 1, at Delaware, Sep 08, 2018
Long pass: 28, at Colgate, Sep 22, 2018
Total offense yards: 48, at Sacred Heart, Sep 01, 2018 (19 rush, 29 pass)
All-purpose yards: 19, at Sacred Heart, Sep 01, 2018



49

Ryan O'Hara

K/P - Fr. - 6-1, 190
Little Silver, N.J./
Red Bank Catholic
Undeclared



10

Sean O'Malley

QB - Jr. - 6-2, 215
Beverly Hills, Calif./
Loyola
Economics

CAREER STATISTICS

PASSING		Comp.-Att.-Int	Yds.	TD.	Lg	Comp.%	Yds./	
Year	G/GS						Game	Effic
2017	11/11	241-397-15	1967	12	70	60.7	178.8	104.7
2018	11/11	185-341-12	1741	4	46	54.3	158.3	94.0
Total	22/22	426-738-27	3708	16	70	57.4	168.5	99.8

Points scored: 6, at Bucknell, Oct 20, 2018
Touchdowns: 1, at Bucknell, Oct 20, 2018
Rush attempts: 9, at Bucknell, Oct 20, 2018
Rush yards: 21, at Colgate, Sep 22, 2018 (6 carries)
Rush TDs: 1, at Bucknell, Oct 20, 2018
Long rush: 24, Fordham, Oct 07, 2017
Pass attempts: 49, Georgetown, Oct 13, 2018
Pass completions: 30, Princeton, Sep 23, 2017 ; CCSU., Sep 29, 2018
Pass yards: 328, CCSU, Sep 29, 2018
Pass TDs: 3, Sacred Heart, Sep 09, 2017
Had intercepted: 3, 4 times
Long pass: 70, Princeton, Sep 23, 2017
Total offense att.: 54, Colgate, Nov 11, 2017 (6 rush, 48 pass)
Total offense yards: 335, CCSU, Sep 29, 2018 (7 rush, 328 pass)
All-purpose yards: 21, at Colgate, Sep 22, 2018



26

Marco Olivas

LB - Fr. - 6-2, 220
Fort Worth, Texas/
Fossil Ridge
Civil/Environmental
Engineering



39

Devin On

RB - So. - 5-11, 180
Bronx, N.Y./Xavier
English



19

John Paci

QB - Fr. - 6-0, 185
Huntington, N.Y./
Huntington
Economics



6

Nick Pearson

WR - Sr. - 5-9, 170
Mason, Ohio/Mason
International Affairs

CAREER STATISTICS

RUSHING							
Year	G/GS	Att.	Yds.	TD	Lg.	Yds./Rush	Yds./Game
2016	8/0	0	0	0	0	0.0	0.0
2017	6/4	6	96	1	45	10.7	16.0
2018	11/10	21	65	2	9	3.1	5.9
Total	25/14	27	161	3	45	5.4	6.4

RECEIVING							
Year	G/GS	Rec.	Yds.	TD	Lg.	Yds./Rec.	Yds./Game
2016	8/0	0	0	0	0	0.0	0.0
2017	6/4	21	246	2	29	11.7	41.0
2018	11/10	41	592	0	46	14.4	53.8
Total	25/14	62	838	2	46	14.4	33.5

KICK RETURNS							
Year	G/GS	No.	Yds.	TD	Lg.	Yds./Ret	Yds./Game
2016	8/0	6	111	0	22	18.5	13.9
2017	6/4	5	127	0	36	25.4	21.2
2018	11/10	1	24	0	24	24.0	2.2
Total	25/14	12	262	0	36	21.8	10.5

SINGLE-GAME HIGHS

Points scored: 6, 5 times
Touchdowns: 1, 5 times
Rush attempts: 6, at Lehigh, Nov 18, 2017 ;
 at Fordham, Oct 27, 2018
Rush yards: 95, at Lehigh, Nov 18, 2017 (6 carries)
Rush TDs: 1, Holy Cross, Nov 03, 2018 ;
 at Lehigh, Nov 18, 2017 ; Monmouth, Sep 15, 2018
 45, at Lehigh, Nov 18, 2017
Long rush: 45, at Lehigh, Nov 18, 2017
Receptions: 10, Georgetown, Oct 13, 2018 (10 receptions)
Receiving yards: 140, Georgetown, Oct 13, 2018 (10 receptions)
Receiving TDs: 1, at Georgetown, Nov 04, 2017 ;
 Sacred Heart, Sep 09, 2017
Long reception: 46, Central Conn. St., Sep 29, 2018
Total offense yards: 95, at Lehigh, Nov 18, 2017 (95 rush, 0 pass)
All-purpose yards: 190, Sacred Heart, Sep 09, 2017
Kick returns: 3, Sacred Heart, Sep 09, 2017
Kick return yards: 85, Sacred Heart, Sep 09, 2017 (3 returns)
Long kick return: 36, Sacred Heart, Sep 09, 2017



50

Luke Ragone

LB - Fr. - 6-2, 205
Wyckoff, N.J./
Ramapo
Economics



51

Brian Reilly

LB - Fr. - 5-10, 200
Hillsborough, N.J./
St. Joseph
Economics



8

Quinn Revere

WR - Jr. - 6-1, 190
McKinney, Texas/
McKinney Christian
Academy
Economics

CAREER STATISTICS

RECEIVING								
Year	G/GS	Rec.	Yds.	TD	Lg.	Yds./Rec.	Yds./Game	
2017	7/0	0	0	0	0	0.0	0.0	
2018	11/10	38	336	2	16	8.8	30.5	
Total	18/10	38	336	2	16	8.8	30.5	

SINGLE-GAME HIGHS

Points scored: 6, at Bucknell, Oct 20, 2018 ;
Monmouth, Sep 15, 2018
Touchdowns: 1, at Bucknell, Oct 20, 2018;
Monmouth, Sep 15, 2018
Rush attempts: 2, Central Conn. St., Sep 29, 2018
Rush yards: 1, Central Conn. St., Sep 29, 2018 (2 carries)
Long rush: 2, Central Conn. St., Sep 29, 2018
Receptions: 10, Central Conn. St., Sep 29, 2018
Receiving yards: 86, Central Conn. St., Sep 29, 2018 (10 rec.)
Receiving TDs: 1, at Bucknell, Oct 20, 2018; Monmouth, Sep 15, 2018
Long reception: 16, Central Conn. St., Sep 29, 2018
All-purpose yards: 87, Central Conn. St., Sep 29, 2018



77

Joshua Roberts


OL - So. - 6-7, 320
Virginia Beach, Va./
Tallwood
Biology



88

K.J. Rodgers

WR - Fr. - 6-3, 190
Richmond, Va./
Collegiate
Mechanical Engineering



56

Ed Rogowski

LS - So. - 6-2, 220
Streetsboro, Ohio/
St. Edward
Economics

CAREER STATISTICS

Year	G/GS
2018	10/0
Totals	10/0

SINGLE-GAME HIGHS

Tackles: 1, at Delaware, Sep 08, 2018 (0-1)



48

Christian Rollinson

TE - Fr. - 6-3, 220
Ponte Vedra Beach, Fla./
Ponte Vedra
Political Science/History



95

Eli Rouse

OL - So. - 6-3, 285
Atlanta, Ga./Towers
Engineering



85

Zadok Scott

TE - So. - 6-4, 215
Aledo, Texas/
All Saints Episcopal
Government & Law

CAREER STATISTICS

RECEIVING							
Year	G/GS	Rec.	Yds.	TD	Lg.	Yds./Rec.	Yds./Game
2018	5/1	6	78	0	45	13.0	15.6
Total	5/1	6	78	0	45	13.0	15.6

SINGLE-GAME HIGHS

Receptions: 2, at Bucknell, Oct 20, 2018
Receiving yards: 57, at Bucknell, Oct 20, 2018 (2 receptions)
Long reception: 45, at Bucknell, Oct 20, 2018
All-purpose yards: 57, at Bucknell, Oct 20, 2018



21

Billy Shaeffer

LB - So. - 6-3, 225
Warrington, Pa./
Archbishop Wood
Economics

CAREER STATISTICS

DEFENSIVE								
Year	G/GS	UT-AT	Total	TFL	Sacks	Int.	PD	Fumbles Rcv./Fcd.
2018	11/0	6-2	8	0.5-1	0.0-0	1-0	0	0-0/0
Totals	11/0	6-2	8	0.5-1	0.0-0	1-0	0	0-0/0

SINGLE-GAME HIGHS

Interceptions: 1, Lehigh, Nov 17, 2018
Tackles: 2, at Army West Point, Nov 10, 2018 (1-1); at Colgate, Sep 22, 2018 (1-1); Central Conn. St., Sep 29, 2018 (2-0)
Tackles for loss: .5, at Colgate, Sep 22, 2018 (0-0)
Fumbles forced: 1, at Fordham, Oct 27, 2018 ; Central Conn. St., Sep 29, 2018



17

Keegan Shoemaker

QB - Fr. - 6-3, 190
Prosper, Texas/
Prosper
Engineering



22

Selwyn Simpson

RB - Jr. - 6-2, 235
Phoenixville, Pa./
Spring-Ford
Economics

CAREER STATISTICS

RUSHING							
Year	G/GS	Att.	Yds.	TD	Lg.	Yds./Rush	Yds./Game
2017	10/2	54	174	2	19	3.2	17.4
2018	11/3	85	352	3	51	4.1	32.0
Total	21/5	139	526	5	51	3.8	25.0

RECEIVING							
Year	G/GS	Rec.	Yds.	TD	Lg.	Yds./Rec.	Yds./Game
2017	10/2	3	1	0	7	0.3	0.1
2018	11/3	7	65	0	12	9.3	5.9
Total	21/5	10	66	0	12	6.6	3.1

SINGLE-GAME HIGHS

Points scored: 12, at Fordham, Oct 27, 2018
Touchdowns: 2, at Fordham, Oct 27, 2018
Rush attempts: 17, at Lehigh, Nov 18, 2017
Rush yards: 112, at Fordham, Oct 27, 2018 (12 carries)
Rush TDs: 2, at Fordham, Oct 27, 2018
Long rush: 51, at Fordham, Oct 27, 2018
Receptions: 3, Georgetown, Oct 13, 2018
Receiving yards: 29, Georgetown, Oct 13, 2018 (3 receptions)
Long reception: 12, Georgetown, Oct 13, 2018 ; at Bucknell, Oct 20, 2018
Total offense att.: 17, at Lehigh, Nov 18, 2017 (17 rush,0 pass)
Total offense yards: 112, at Fordham, Oct 27, 2018 (112 rush,0 pass)
All-purpose yards: 112, at Fordham, Oct 27, 2018
Kick returns: 1, 4 times
Kick return yards: 22, at Sacred Heart, Sep 01, 2018 (1 returns)
Long kick return: 22, at Sacred Heart, Sep 01, 2018



72

Nathan Slater

OL – Fr. – 6-3, 265
Hudson, Ohio/
Hudson
Undeclared



18

Julian Spigner

WR – Sr. – 6-3, 200
Easton, Pa./
Bethlehem Catholic
Government & Law

CAREER STATISTICS

RECEIVING							
Year	G/GS	Rec.	Yds.	TD	Lg.	Yds./Rec.	Yds./Game
2016	3/0	0	0	0	0	0.0	0.0
2017	0/0						
2018	11/1	20	188	0	44	9.4	17.1
Total	14/1	20	188	0	44	9.4	13.4

SINGLE-GAME HIGHS


Receptions: 3, 4 times
Receiving yards: 50, at Colgate, Sep 22, 2018 (2 receptions)
Long reception: 44, at Colgate, Sep 22, 2018
Total offense yards: 45, at Bucknell, Oct 20, 2018 (0 rush, 45 pass)
All-purpose yards: 50, at Colgate, Sep 22, 2018



55

Jyaire Stevens

LB – Fr. – 6-4, 220
Wappingers Falls, N.Y./
Ketcham
Undeclared



89

Steven Stilianos

TE – So. – 6-5, 245
Hayes, Va./
Christchurch School
Engineering

CAREER STATISTICS

RECEIVING							
Year	G/GS	Rec.	Yds.	TD	Lg.	Yds./Rec.	Yds./Game
2018	11/6	14	102	1	19	7.3	9.3
Total	11/6	14	102	1	19	7.3	9.3

SINGLE-GAME HIGHS

Points scored: 6, Central Conn. St., Sep 29, 2018
Touchdowns: 1, Central Conn. St., Sep 29, 2018
Receptions: 5, Holy Cross, Nov 03, 2018
Receiving yards: 34, Holy Cross, Nov 03, 2018 (5 receptions)
Receiving TDs: 1, Central Conn. St., Sep 29, 2018
Long reception: 19, Lehigh, Nov 17, 2018
All-purpose yards: 34, Holy Cross, Nov 03, 2018



25

Jaden Sutton

RB – Fr. – 5-11, 205
Winston-Salem, N.C./
Glenn
Undeclared



87

Jake Taggart

TE - Jr. - 6-4, 250
Bath, N.Y./Haverling
Neuroscience

CAREER STATISTICS

RECEIVING							
Year	G/GS	Rec.	Yds.	TD	Lg.	Yds./Rec.	Yds./Game
2017	11/4	8	69	0	25	8.6	6.3
2018	4/4	5	23	0	6	4.6	5.8
Total	15/8	13	92	0	25	7.1	6.1

SINGLE-GAME HIGHS

Receptions: 3, at Harvard, Oct 14, 2017 ;
at Delaware, Sep 08, 2018
Receiving yards: 25, at Villanova, Sep 16, 2017 (1 reception)
Long reception: 25, at Villanova, Sep 16, 2017
All-purpose yards: 25, at Villanova, Sep 16, 2017



1

Yasir Thomas (C)

DB - Sr. - 5-11, 215
Paterson, N.J./
Passaic Tech
Economics

CAREER STATISTICS

DEFENSIVE										
Year	G/GS	UT-AT	Total	TFL	Sacks	Int.	PD	Fumbles Rcv./Fcd.		
2016	11/4	9-5	14	0.0-0	0.0-0	1-23	4	0-0/0		
2017	11/11	40-25	65	1.5-2	0.0-0	0-0	4	1-0/0		
2018	11/10	38-10	48	0.0-0	0.0-0	1-39	8	1-0/0		
Totals	33/25	87-40	127	1.5-2	0.0-0	2-62	16	2-0/0		

SINGLE-GAME HIGHS

Interceptions: 1, at Sacred Heart, Sep 01, 2018
Long INT return: 39 [3rd], at Sacred Heart, Sep 01, 2018
Tackles: 8, Sacred Heart, Sep 09, 2017 (6-2);
at Monmouth, Sept 2, 2017 (5-3)
1.0, Princeton, Sep 23, 2017 (1-0)
Tackles for loss: 1, at Lehigh, Nov 18, 2017
Fumbles forced: 1, at Army West Point, Nov 10, 2018
Fumbles recovered: 2, Holy Cross, Nov 03, 2018 ;
Pass breakups: 1, at Army West Point, Nov 10, 2018 ;
Bucknell, Oct 21, 2017 ; at Fordham, Oct 27, 2018



40

Colin Thorne

DB - Sr. - 6-1, 180
Cheshire, Conn./
Cheshire
Economics

CAREER STATISTICS

DEFENSIVE										
Year	G/GS	UT-AT	Total	TFL	Sacks	Int.	PD	Fumbles Rcv./Fcd.		
2016	8/0	6-2	8	0.0-0	0.0-0	0-0	1	0-0/0		
2017	0/0									
2018	11/0	2-1	3	0.0-0	0.0-0	0-0	0	0-0/0		
Totals	19/0	8-3	11	0.0-0	0.0-0	0-0	1	0-0/0		

SINGLE-GAME HIGHS

Tackles: 4, at Bucknell, Oct 22, 2016 (3-1)
Pass breakups: 1, at Fordham, Oct 08, 2016



12

Otis Thrasher

DB - Jr. - 6-2, 190
Atlanta, Ga./Luella/
Wyoming Seminary
Film & Media Studies

CAREER STATISTICS

DEFENSIVE										
Year	G/GS	UT-AT	Total	TFL	Sacks	Int.	PD	Fumbles Rcv./Fcd.		
2017	5/0	0-0	0	0.0-0	0.0-0	0-0	0	0-0/0		
2018	5/0	0-1	1	0.0-0	0.0-0	0-0	0	0-0/0		
Totals	10/0	0-1	11	0.0-0	0.0-0	0-0	0	0-0/0		

SINGLE-GAME HIGHS

Tackles: 1, at Army West Point, Nov 10, 2018 (0-1)



58

Tristan Tritt

DL - Fr. - 6-3, 225
Yardley, Pa./
Notre Dame
Undeclared



93

Damon Washington

DL – Fr. – 6-3, 260
Iselin, N.J./
John F. Kennedy
Undeclared



41

Chris Webb

DB – Fr. – 6-1, 195
Olney, Md./
Quince Orchard
Civil Engineering



47

Logan Whelan

WR – So. – 5-8, 165
Shrewsbury, N.J./
Red Bank Catholic
Mechanical Engineering

CAREER STATISTICS

Year	G/GS
2018	5/0
Totals	5/0



78

Ben Wild

OL – So. – 6-6, 310
Newtown, Pa./
Berks Catholic
Engineering



23

Romeo Wykle

DB – So. – 6-1, 200
Cleveland, Tenn./
Cleveland
Philosophy

CAREER STATISTICS

DEFENSIVE								Fumbles	
Year	G/GS	UT-AT	Total	TFL	Sacks	Int.	PD	Rcv./Fcd.	
2018	9/2	10-0	10	0.0-0	0.0-0	0-0	1	0-0/0	
Totals	9/2	10-0	10	0.0-0	0.0-0	0-0	1	0-0/0	

SINGLE-GAME HIGHS

Tackles:	4, at Sacred Heart, Sep 01, 2018 (4-0)
Pass breakups:	1, Georgetown, Oct 13, 2018



3

Julius Young

WR - Fr. - 6-0, 180
Houston, Texas/
Episcopal
Economics



28

J.J. Younger

RB - Jr. - 5-8, 165
Pittsburgh, Pa./
Central Catholic
Economics and Africana
Studies

CAREER STATISTICS

RUSHING							
Year	G/GS	Att.	Yds.	TD	Lg.	Yds./Rush	Yds./Game
2017	0/0	0	0	0	0	0.0	0.0
2018	8/1	8	60	0	19	7.5	7.5
Total	8/1	8	60	0	19	7.5	7.5
RECEIVING							
Year	G/GS	Rec.	Yds.	TD	Lg.	Yds./Rec.	Yds./Game
2018	8/1	5	39	0	25	7.8	4.9
Total	8/1	5	39	0	25	7.8	4.9
KICK RETURNS							
Year	G/GS	No.	Yds.	TD	Lg.	Yds./Ret	Yds/Game
2018	8/1	18	512	1	95	28.4	64.0
Total	8/1	18	512	1	95	28.4	64.0

SINGLE-GAME HIGHS

Points scored: 6, Monmouth, Sep 15, 2018
Touchdowns: 1, Monmouth, Sep 15, 2018
Rush attempts: 4, at Sacred Heart, Sep 01, 2018
Rush yards: 45, at Sacred Heart, Sep 01, 2018 (4 carries)
Long rush: 19, at Sacred Heart, Sep 01, 2018
Receptions: 2, at Colgate, Sep 22, 2018
Receiving yards: 25, at Colgate, Sep 22, 2018 (2 receptions)
Long reception: 25, at Colgate, Sep 22, 2018
Total offense yards: 45, at Sacred Heart, Sep 01, 2018 (45 rush, 0 pass)
All-purpose yards: 114, Monmouth, Sep 15, 2018
Kick returns: 5, at Colgate, Sep 22, 2018
Kick return yards: 112, Monmouth, Sep 15, 2018 (2 returns)
Long kick return: 95, Monmouth, Sep 15, 2018

2019 Preseason Alphabetical Roster

2019 Roster Breakdown

BY CLASS

Seniors: 18
 Juniors: 20
 Sophomores: 27
 Freshmen: 24

BY LETTERWINNERS

Seniors: 15
 Juniors: 13
 Sophomores: 14

BY POSITION:

QB: 7
 TB: 7
 FB: 2
 WR: 12
 TE: 7
 OL: 14
 DL: 10
 LB: 12
 DB: 16
 K/P: 2
 LS: 2

FRED M. KIRBY II '42 HEAD FOOTBALL COACH

John Garrett (Princeton '88, 3rd season)

OFFENSIVE STAFF

Kort Shankweiler (QB)
 Christian Pace (OL)
 Wali Lundy (RB)
 Jake Flaherty (WR)
 Ryan Bartel (TE/FB)

DEFENSIVE STAFF

Manny Rojas
 (Defensive Coordinator/LB)
 Doug McFadden (DB)
 Andrew Seumalo (DL)
 Rich Yahner (LB)

SPECIAL TEAMS

Greg Frantz
 (Recruiting/Special Teams Coordinator)

FOOTBALL OPERATIONS

Jim Gilchrist

NO.	NAME	POS.	YR.	HT.	WT.	HOMETOWN/HIGH SCHOOL/LAST SCHOOL
5	Reed Aichholz	Jr.	QB	6-5	225	Cincinnati, Ohio/Indian Hill
15	Jordan Anderson	So.	DB	5-10	175	Temple, Ga./South Paulding
70	Gavin Barclay	Jr.	OL	6-6	310	York, Pa./York Suburban
97	Ryan Barnett	Sr.	DL	6-3	235	Chatham, N.J./Chatham
73	Alex Barshaba	Fr.	OL	6-6	315	Staten Island, N.Y./Staten Island Technical
65	Colin Bradley	Sr.	OL	6-5	290	Bryn Mawr, Pa./Radnor
81	Demetrius Breedlove	Sr.	TE/DL	6-2	240	Rochester, N.Y./McQuaid Jesuit
60	John Burk	Jr.	OL	6-4	325	Lake Hiawatha, N.J./Parsippany
30	Caleb Burr	So.	DB	6-2	185	Avon Lake, Ohio/Avon Lake
36	Dylan Crossen	Fr.	RB	5-11	185	Indianapolis, Ind./Guerin Catholic
11	Shane Davis	So.	QB	6-1	170	Arnold, Md./Broadneck
43	Ryan Dengler	Fr.	WR	5-11	180	Sparta, N.J./Pope John XXIII
33	Ryan Dickens	Jr.	LB	6-2	230	Hazlet, N.J./Raritan
84	Aziz Diomande	So.	WR	5-10	190	Rockville, Md./Walter Johnson
27	Mike Dunn	Sr.	RB	6-1	215	Yarmouthport, Mass./Dennis-Yarmouth Regional
9	Keith Earle	Sr.	DL	6-2	250	North Wales, Pa./North Penn
32	Joe Egan	So.	DB	5-10	175	Atlanta, Ga./Westminster School
16	Troy Fisher	So.	QB	6-4	225	Cranberry Township, Pa./Pittsburgh Central Catholic
76	Matthew Fiume	So.	OL	6-3	270	Ashburn, Va./Broad Run
54	George Gaspar	Fr.	LB	6-0	200	Bronx, N.Y./Fordham Prep
46	John Gay	Fr.	RB	6-1	190	Jeannette, Pa./Penn-Trafford/USAFA Prep
44	DaRon Gilbert	Fr.	DB	6-1	205	Roseville, Mich./Brother Rice
20	Joe Gillette	Fr.	WR	6-1	190	Strongsville, Ohio/Strongsville
52	Ian Grayson	So.	DL	6-1	270	Cresskill, N.J./Don Bosco Prep
90	Harrison Greenhill	Jr.	DL	6-4	250	Orlando, Fla./Lake Highland Prep
74	Joe Grundhoffer	So.	OL	6-6	285	Wisconsin Rapids, Wis./Assumption
96	Stewart Hackleman	Sr.	LS/DL	6-3	245	Fort Lauderdale, Fla./Pine Crest
99	Malik Hamm	So.	DL	6-3	250	Baltimore, Md./City College H.S.
63	Taron Hampton	Jr.	OL	6-3	295	Palmyra, N.J./St. Joseph's Prep
29	Tessema Haskins	So.	DB	6-1	195	Ellenwood, Ga./Peddie School
57	Christian Hollar	So.	LB	6-2	215	Wilmington, N.C./Hoggard
35	Ty Hranicka	So.	LB	5-11	225	Mendham, N.J./Pope John XXIII
64	Mike Hughes	So.	OL	6-3	275	Wyckoff, N.J./Ramapo
4	Jordan Hull	Fr.	WR	6-2	185	Zionsville, Ind./Zionsville
94	Colin Hurlbrink	So.	DL	6-3	250	Swarthmore, Pa./Haverford School
31	Kevin Hutchinson	Sr.	DB	6-1	190	St. Marys, Ga./Camden County
42	Major Jordan	Jr.	LB	6-1	220	Frackville, Pa./North Schuylkill
7	Tre Jordan	Sr.	DB	6-1	190	Easton, Pa./Notre Dame
38	Jeffrey Kordenbrock	Jr.	K/P	5-10	180	Glenelg, Md./Calvert Hall
45	Jack Lamb	Sr.	LB	6-1	220	Doylestown, Pa./Central Bucks East
82	Jake Liedtka	Sr.	WR	6-2	190	Hamilton, N.J./Notre Dame
75	Jake Marotti	Sr.	OL	6-6	295	Baden, Pa./Ambridge
2	Taylon Martin	So.	DB	5-11	185	Houston, Texas/Episcopal

NO.	NAME	POS.	YR.	HT.	WT.	HOMETOWN/HIGH SCHOOL/LAST SCHOOL
66	Casey McCollum	So.	OL	6-6	295	Lancaster, Pa./Penn Manor
34	Blamassi Meite	Fr.	LB	6-1	220	Lawrenceville, Ga./Discovery
13	Blake Meyer	Sr.	TE	6-3	230	Westminster, Calif./Ocean View
24	Eric Mitchell	Sr.	DB	5-10	190	Martinsburg, W. Va./Martinsburg/Salisbury School
83	Ryan Monteyne	Sr.	TE/FB	6-2	220	Wayne, N.J./Wayne Valley
86	Michael Moriarty	Jr.	WR	5-11	180	Westfield, N.J./Westfield
37	Clennie Murphy	Jr.	DB	5-9	175	Beltsville, Md./Fairmont Heights
14	Cole Northrup	Jr.	QB	6-1	195	St. Augustine, Fla./St. Augustine
49	Ryan O'Hara	Fr.	K/P	6-1	190	Little Silver, N.J./Red Bank Catholic
10	Sean O'Malley	Jr.	QB	6-2	215	Beverly Hills, Calif./Loyola
26	Marco Olivas	Fr.	LB	6-2	220	Fort Worth, Texas/Fossil Ridge
39	Devin On	So.	RB	5-11	180	Bronx, N.Y./Xavier
19	John Paci	Fr.	QB	6-1	185	Huntington, N.Y./Huntington
6	Nick Pearson	Sr.	WR	5-9	170	Mason, Ohio/Mason
50	Luke Ragone	Fr.	LB	6-2	205	Wyckoff, N.J./Ramapo
51	Brian Reilly	Fr.	LB	5-10	200	Hillsborough, N.J./St. Joseph
8	Quinn Revere	Jr.	WR	6-1	190	McKinney, Texas/McKinney Christian Academy
77	Joshua Roberts	So.	OL	6-7	320	Virginia Beach, Va./Tallwood
88	K.J. Rodgers	Fr.	WR	6-3	190	Richmond, Va./Collegiate
56	Ed Rogowski	So.	LS	6-2	220	Streetsboro, Ohio/St. Edward
48	Christian Rollinson	Fr.	TE	6-3	220	Ponte Vedra Beach, Fla./Ponte Vedra
95	Eli Rouse	So.	OL	6-3	285	Atlanta, Ga./Towers
85	Zadok Scott	So.	TE	6-4	215	Aledo, Texas/All Saints Episcopal
21	Billy Shaeffer	So.	LB	6-3	225	Warrington, Pa./Archbishop Wood
17	Keegan Shoemaker	Fr.	QB	6-3	190	Prosper, Texas/Prosper
22	Selwyn Simpson	Jr.	RB	6-2	235	Phoenixville, Pa./Spring-Ford
72	Nathan Slater	Fr.	OL	6-3	265	Hudson, Ohio/Hudson
18	Julian Spigner	Sr.	WR	6-3	200	Easton, Pa./Bethlehem Catholic
55	Jyaire Stevens	Fr.	LB	6-4	220	Wappingers Falls, N.Y./Ketcham
89	Steven Stilianos	So.	TE	6-5	245	Hayes, Va./Christchurch School
25	Jaden Sutton	Fr.	RB	5-11	205	Winston-Salem, N.C./Glenn
87	Jake Taggart	Jr.	TE	6-4	250	Bath, N.Y./Haverling
1	Yasir Thomas	Sr.	DB	5-11	215	Paterson, N.J./Passaic Tech
40	Colin Thorne	Sr.	DB	6-1	180	Cheshire, Conn./Cheshire
12	Otis Thrasher	Jr.	DB	6-2	190	Atlanta, Ga./Luella/Wyoming Seminary
58	Tristan Tritt	Fr.	DL	6-3	225	Yardley, Pa./Notre Dame
93	Damon Washington	Fr.	DL	6-3	260	Iselin, N.J./John F. Kennedy
41	Chris Webb	Fr.	DB	6-1	195	Olney, Md./Quince Orchard
47	Logan Whelan	So.	WR	5-8	165	Shrewsbury, N.J./Red Bank Catholic
78	Ben Wild	So.	OL	6-6	310	Newtown, Pa./Berks Catholic
23	Romeo Wykle	So.	DB	6-1	200	Cleveland, Tenn./Cleveland
3	Julius Young	Fr.	WR	6-1	180	Houston, Texas/Episcopal
28	J.J. Younger	Jr.	RB	5-8	165	Pittsburgh, Pa./Central Catholic



2019 Preseason Numerical Roster

2019 Roster Breakdown

BY MAJOR:

Economics: 34
 Undeclared: 11
 Government & Law: 3
 Engineering: 6
 Chemical Engineering: 1
 Civil Engineering: 3
 English: 1
 Biology: 4
 International Affairs: 3
 Mechanical Engineering: 5
 Film & Media Studies: 3
 Mathematics: 1
 Computer Science: 2
 Electrical & Computer Engineering: 1
 Environmental Studies: 2
 Geology: 1
 Neuroscience: 1
 Philosophy: 1
 Political Science: 1
 Psychology: 1

FRED M. KIRBY II '42 HEAD FOOTBALL COACH

John Garrett (Princeton '88, 3rd season)

OFFENSIVE STAFF

Kort Shankweiler (QB)
 Christian Pace (OL)
 Wali Lundy (RB)
 Jake Flaherty (WR)
 Ryan Bartel (TE/FB)

DEFENSIVE STAFF

Manny Rojas
 (Defensive Coordinator/LB)
 Doug McFadden (DB)
 Andrew Seumalo (DL)
 Rich Yahner (LB)

SPECIAL TEAMS

Greg Frantz
 (Recruiting/Special Teams Coordinator)

FOOTBALL OPERATIONS

Jim Gilchrist

NO.	NAME	POS.	YR.	HT.	WT.	HOMETOWN/HIGH SCHOOL/LAST SCHOOL
1	Yasir Thomas	Sr.	DB	5-11	215	Paterson, N.J./Passaic Tech
2	Taylon Martin	So.	DB	5-11	185	Houston, Texas/Episcopal
3	Julius Young	Fr.	WR	6-1	180	Houston, Texas/Episcopal
4	Jordan Hull	Fr.	WR	6-2	185	Zionsville, Ind./Zionsville
5	Reed Aichholz	Jr.	QB	6-5	225	Cincinnati, Ohio/Indian Hill
6	Nick Pearson	Sr.	WR	5-9	170	Mason, Ohio/Mason
7	Tre Jordan	Sr.	DB	6-1	190	Easton, Pa./Notre Dame
8	Quinn Revere	Jr.	WR	6-1	190	McKinney, Texas/McKinney Christian Academy
9	Keith Earle	Sr.	DL	6-2	250	North Wales, Pa./North Penn
10	Sean O'Malley	Jr.	QB	6-2	215	Beverly Hills, Calif./Loyola
11	Shane Davis	So.	QB	6-1	170	Arnold, Md./Broadneck
12	Otis Thrasher	Jr.	DB	6-2	190	Atlanta, Ga./Luella/Wyoming Seminary
13	Blake Meyer	Sr.	TE	6-3	230	Westminster, Calif./Ocean View
14	Cole Northrup	Jr.	QB	6-1	195	St. Augustine, Fla./St. Augustine
15	Jordan Anderson	So.	DB	5-10	175	Temple, Ga./South Paulding
16	Troy Fisher	So.	QB	6-4	225	Cranberry Township, Pa./Pittsburgh Central Catholic
17	Keegan Shoemaker	Fr.	QB	6-3	190	Prosper, Texas/Prosper
18	Julian Spigner	Sr.	WR	6-3	200	Easton, Pa./Bethlehem Catholic
19	John Paci	Fr.	QB	6-1	185	Huntington, N.Y./Huntington
20	Joe Gillette	Fr.	WR	6-1	190	Strongsville, Ohio/Strongsville
21	Billy Shaeffer	So.	LB	6-3	225	Warrington, Pa./Archbishop Wood
22	Selwyn Simpson	Jr.	RB	6-2	235	Phoenixville, Pa./Spring-Ford
23	Romeo Wykle	So.	DB	6-1	200	Cleveland, Tenn./Cleveland
24	Eric Mitchell	Sr.	DB	5-10	190	Martinsburg, W. Va./Martinsburg/Salisbury School
25	Jaden Sutton	Fr.	RB	5-11	205	Winston-Salem, N.C./Glenn
26	Marco Olivas	Fr.	LB	6-2	220	Fort Worth, Texas/Fossil Ridge
27	Mike Dunn	Sr.	RB	6-1	215	Yarmouthport, Mass./Dennis-Yarmouth Regional
28	J.J. Younger	Jr.	RB	5-8	165	Pittsburgh, Pa./Central Catholic
29	Tessema Haskins	So.	DB	6-1	195	Ellenwood, Ga./Peddie School
30	Caleb Burr	So.	DB	6-2	185	Avon Lake, Ohio/Avon Lake
31	Kevin Hutchinson	Sr.	DB	6-1	190	St. Marys, Ga./Camden County
32	Joe Egan	So.	DB	5-10	175	Atlanta, Ga./Westminster School
33	Ryan Dickens	Jr.	LB	6-2	230	Hazlet, N.J./Raritan
34	Blamassi Meite	Fr.	LB	6-1	220	Lawrenceville, Ga./Discovery
35	Ty Hranicka	So.	LB	5-11	225	Mendham, N.J./Pope John XXIII
36	Dylan Crossen	Fr.	RB	5-11	185	Indianapolis, Ind./Guerin Catholic
37	Clennie Murphy	Jr.	DB	5-9	175	Beltsville, Md./Fairmont Heights
38	Jeffrey Kordenbrock	Jr.	K/P	5-10	180	Glenelg, Md./Calvert Hall
39	Devin On	So.	RB	5-11	180	Bronx, N.Y./Xavier
40	Colin Thorne	Sr.	DB	6-1	180	Cheshire, Conn./Cheshire
41	Chris Webb	Fr.	DB	6-1	195	Olney, Md./Quince Orchard
42	Major Jordan	Jr.	LB	6-1	220	Frackville, Pa./North Schuylkill
43	Ryan Dengler	Fr.	WR	5-11	180	Sparta, N.J./Pope John XXIII
44	DaRon Gilbert	Fr.	DB	6-1	205	Roseville, Mich./Brother Rice

NO.	NAME	POS.	YR.	HT.	WT.	HOMETOWN/HIGH SCHOOL/LAST SCHOOL
45	Jack Lamb	Sr.	LB	6-1	220	Doylestown, Pa./Central Bucks East
46	John Gay	Fr.	RB	6-1	190	Jeannette, Pa./Penn-Trafford/USAFA Prep
47	Logan Whelan	So.	WR	5-8	165	Shrewsbury, N.J./Red Bank Catholic
48	Christian Rollinson	Fr.	TE	6-3	220	Ponte Vedra Beach, Fla./Ponte Vedra
49	Ryan O'Hara	Fr.	K/P	6-1	190	Little Silver, N.J./Red Bank Catholic
50	Luke Ragone	Fr.	LB	6-2	205	Wyckoff, N.J./Ramapo
51	Brian Reilly	Fr.	LB	5-10	200	Hillsborough, N.J./St. Joseph
52	Ian Grayson	So.	DL	6-1	270	Cresskill, N.J./Don Bosco Prep
54	George Gaspar	Fr.	LB	6-0	200	Bronx, N.Y./Fordham Prep
55	Jyaire Stevens	Fr.	LB	6-4	220	Wappingers Falls, N.Y./Ketcham
56	Ed Rogowski	So.	LS	6-2	220	Streetsboro, Ohio/St. Edward
57	Christian Hollar	So.	LB	6-2	215	Wilmington, N.C./Hoggard
58	Tristan Tritt	Fr.	DL	6-3	225	Yardley, Pa./Notre Dame
60	John Burk	Jr.	OL	6-4	325	Lake Hiawatha, N.J./Parsippany
63	Taron Hampton	Jr.	OL	6-3	295	Palmyra, N.J./St. Joseph's Prep
64	Mike Hughes	So.	OL	6-3	275	Wyckoff, N.J./Ramapo
65	Colin Bradley	Sr.	OL	6-5	290	Bryn Mawr, Pa./Radnor
66	Casey McCollum	So.	OL	6-6	295	Lancaster, Pa./Penn Manor
70	Gavin Barclay	Jr.	OL	6-6	310	York, Pa./York Surburban
72	Nathan Slater	Fr.	OL	6-3	265	Hudson, Ohio/Hudson
73	Alex Barshaba	Fr.	OL	6-6	315	Staten Island, N.Y./Staten Island Technical
74	Joe Grundhoffer	So.	OL	6-6	285	Wisconsin Rapids, Wis./Assumption
75	Jake Marotti	Sr.	OL	6-6	295	Baden, Pa./Ambridge
76	Matthew Fiume	So.	OL	6-3	270	Ashburn, Va./Broad Run
77	Joshua Roberts	So.	OL	6-7	320	Virginia Beach, Va./Tallwood
78	Ben Wild	So.	OL	6-6	310	Newtown, Pa./Berks Catholic
81	Demetrius Breedlove	Sr.	TE/DL	6-2	240	Rochester, N.Y./McQuaid Jesuit
82	Jake Liedtka	Sr.	WR	6-2	190	Hamilton, N.J./Notre Dame
83	Ryan Monteyne	Sr.	TE/FB	6-2	220	Wayne, N.J./Wayne Valley
84	Aziz Diomande	So.	WR	5-10	190	Rockville, Md./Walter Johnson
85	Zadok Scott	So.	TE	6-4	215	Aledo, Texas/All Saints Episcopal
86	Michael Moriarty	Jr.	WR	5-11	180	Westfield, N.J./Westfield
87	Jake Taggart	Jr.	TE	6-4	250	Bath, N.Y./Haverling
88	K.J. Rodgers	Fr.	WR	6-3	190	Richmond, Va./Collegiate
89	Steven Stilianos	So.	TE	6-5	245	Hayes, Va./Christchurch School
90	Harrison Greenhill	Jr.	DL	6-4	250	Orlando, Fla./Lake Highland Prep
93	Damon Washington	Fr.	DL	6-3	260	Iselin, N.J./John F. Kennedy
94	Colin Hurlbrink	So.	DL	6-3	250	Swarthmore, Pa./Haverford School
95	Eli Rouse	So.	OL	6-3	285	Atlanta, Ga./Towers
96	Stewart Hackleman	Sr.	LS/DL	6-3	245	Fort Lauderdale, Fla./Pine Crest
97	Ryan Barnett	Sr.	DL	6-3	235	Chatham, N.J./Chatham
99	Malik Hamm	So.	DL	6-3	250	Baltimore, Md./City College H.S.



2019 Preseason Short Roster

No.	Name	Pos.
1	Yasir Thomas	DB
2	TayJon Martin	DB
3	Julius Young	WR
4	Jordan Hull	WR
5	Reed Aichholz	QB
6	Nick Pearson	WR
7	Tre Jordan	DB
8	Quinn Revere	WR
9	Keith Earle	DL
10	Sean O'Malley	QB
11	Shane Davis	QB
12	Otis Thrasher	DB
13	Blake Meyer	TE
14	Cole Northrup	QB
15	Jordan Anderson	DB
16	Troy Fisher	QB
17	Keegan Shoemaker	QB
18	Julian Spigner	WR
19	John Paci	QB
20	Joe Gillette	WR
21	Billy Shaeffer	LB
22	Selwyn Simpson	RB
23	Romeo Wykle	DB
24	Eric Mitchell	DB
25	Jaden Sutton	RB
26	Marco Olivas	LB
27	Mike Dunn	RB
28	J.J. Younger	RB
29	Tessema Haskins	DB

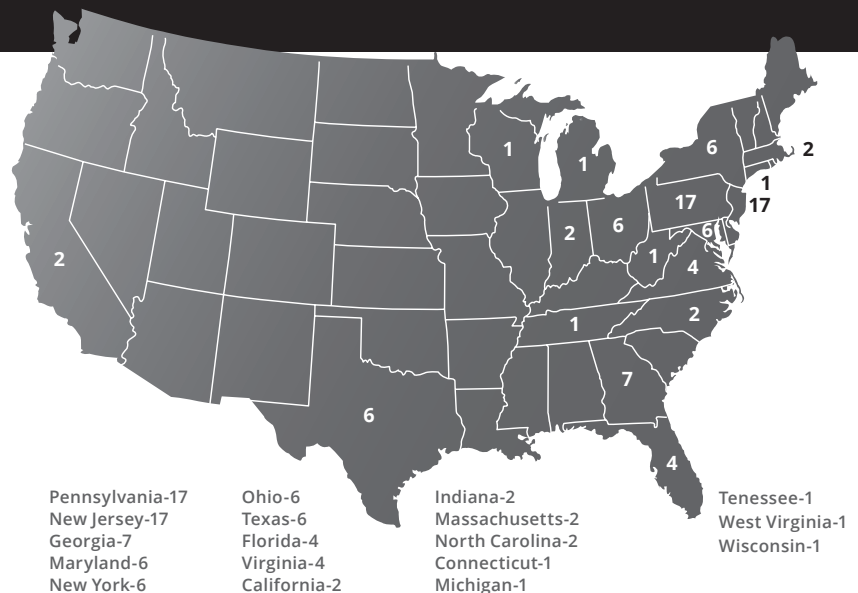
No.	Name	Pos.
30	Caleb Burr	DB
31	Kevin Hutchinson	DB
32	Joe Egan	DB
33	Ryan Dickens	LB
34	Blamassi Meite	LB
35	Ty Hranicka	LB
36	Dylan Crossen	RB
37	Clennie Murphy	DB
38	Jeffrey Kordenbrock	K/P
39	Devin On	RB
40	Colin Thorne	DB
41	Chris Webb	DB
42	Major Jordan	LB
43	Ryan Dengler	WR
44	DaRon Gilbert	DB
45	Jack Lamb	LB
46	John Gay	RB
47	Logan Whelan	WR
48	Christian Rollinson	TE
49	Ryan O'Hara	K/P
50	Luke Ragone	LB
51	Brian Reilly	LB
52	Ian Grayson	DL
54	George Gaspar	LB
55	Jyaire Stevens	LB
56	Ed Rogowski	LS
57	Christian Hollar	LB
58	Tristan Tritt	DL
60	John Burk	OL

No.	Name	Pos.
63	Taron Hampton	OL
64	Mike Hughes	OL
65	Colin Bradley	OL
66	Casey McCollum	OL
70	Gavin Barclay	OL
71	Austin Pyne	OL
72	Nathan Slater	OL
73	Alex Barshaba	OL
74	Joe Grundhoffer	OL
75	Jake Marotti	OL
76	Matthew Fiume	OL
77	Joshua Roberts	OL
78	Ben Wild	OL
82	Jake Liedtka	WR
83	Ryan Monteyne	TE/FB
84	Aziz Diomande	WR
85	Zadok Scott	TE
86	Michael Moriarty	WR
87	Jake Taggart	TE
88	K.J. Rodgers	WR
89	Steven Stilianos	TE
90	Harrison Greenhill	DL
93	Damon Washington	DL
94	Colin Hurlbrink	DL
95	Eli Rouse	OL
96	Stewart Hackleman	LS/DL
97	Ryan Barnett	DL
98	Demetrius Breedlove	TE/DL
99	Malik Hamm	DL

Pronunciation Guide

Reed Aichholz	IKE-holts
Gavin Barclay	BARK-lay
Aziz Diomande	dee-uh-MAHN-day
Matthew Fiume	FEE-oom
Taron Hampton	tuh-RON
Tessema Haskins	tuh-SAH-muh
Ty Hranicka	HRAN-ick-uh
Jake Liedtka	LID-kuh
Blamassi Meite	bluh-MOSS-ee MAY-tay
Ryan Monteyne	mahn-TANE
Marco Olivas	oh-LEAVE-ahs
John Paci	PAY-see
Luke Ragone	ruh-GOAN
Zadok Scott	ZAY-dock
Andrew Seumalo	SAY-u-MAH-low
Jyaire Stevens	JY-ear
Steven Stilianos	STILL-ee-AHN-ose

2019 GEOGRAPHICAL ROSTER BREAKDOWN





THE COACHING STAFF

Fred M. Kirby '42 Head Football Coach



John Garrett

POSITION: Fred M. Kirby '42 Head Football Coach/Offensive Coordinator

EXPERIENCE: Third Season

ALMA MATER: Princeton '88

BIO

Born March 2, 1965 in Danville, Pa.

Attended high school in Cleveland, Ohio

Lived part of his early life in Monmouth Beach, N.J.

One of eight children: Jim, Jane, Jennifer, Janine, Jill, John, Jason, Judd (*oldest to youngest*)

Married with four children (John Jr., Honor, Olivia, Caroline)

Princeton University, 1988: Bachelor's Degree in History

COACHING CAREER

Lafayette College, Head Coach, Dec. 21, 2016-present

University of Richmond, Offensive Coordinator/Quarterbacks, 2016-17

University of Florida, Quality Control Specialist, 2015-16

Oregon State University, Offensive Coordinator, 2014-15

Dallas Cowboys, Tight Ends coach and Passing Game Coordinator, 2007-15

University of Virginia, Wide Receivers Coach, 2004-07

Cincinnati Bengals, Scout, 2003

Cincinnati Bengals, Tight Ends Coach, 2002

Cincinnati Bengals, Offensive Assistant, 2001

Arizona Cardinals, Quarterbacks Coach, 1999-00

Cincinnati Bengals, Offensive Assistant and Wide Receivers Coach, 1995-98

Tampa Bay Buccaneers, Personnel Assistant, College Scout, Coaches' Assistant, 1992-94

Princeton University, Volunteer Assistant Coach, 1990

YEAR-BY-YEAR

2017 Season

3-8, 3-3 in Patriot League (Tied for third)

Phillip Parham and Brandon Bryant earn All-America honors

Nine All-Patriot League selections

Sean O'Malley set a single-season record with 241 completions

Brandon Bryant ranked third in nation in tackles per game (12.1)

Parham led the nation in interceptions per game (7 for 0.6 per game)

Team led Patriot League in fumbles lost, fewest penalties, fewest penalty yards and fewest penalty yards per game.

2018 Season

3-8, 2-4 in Patriot League (Tied for fourth)

10 All-Patriot League selections

Malik Hamm named Patriot League Rookie of the Year

Team was fourth in the nation for fewest penalties per game and fifth in fewest penalties

Led the Patriot League in kick-return yardage

Offensive Staff



Kort Shankweiler

POSITION: Quarterbacks
EXPERIENCE: First Season
ALMA MATER: East Carolina '06

COACHING CAREER

2007 Asst. Coach, Coast Guard Academy
2008-09 Graduate Assistant, Michigan State
2010-12 Running backs coach/recruiting coordinator
Central Michigan
2013-14 Tight Ends Coach, Florida International
2015-16 Quarterbacks/Wide Receivers Coach,
Florida International
2017 Offensive quality control/Tennessee



Christian Pace

POSITION: Offensive Line
EXPERIENCE: Third Season
ALMA MATER: Michigan '14

COACHING CAREER

2011-14 Student Assistant Coach, Michigan
2015-16 Graduate Assistant, Florida
Offensive Line (2015), Tight Ends (2016)
2017-18 Tight ends/Fullbacks, Lafayette
2019- Offensive line, Lafayette



Ryan Bartel

POSITION: Tight Ends/Fullbacks
EXPERIENCE: First Season
ALMA MATER: The College of New Jersey '15

COACHING CAREER

2015-16 Running Backs, Fairleigh Dickinson
2017 Offensive Line, Susquehanna
2018 Offensive Quality Control, Princeton
2019 Tight Ends/Fullbacks, Lafayette



Wali Lundy

POSITION: Running Backs
EXPERIENCE: First Season
ALMA MATER: Arizona State '17

COACHING CAREER

2017-18 Running Backs Coach, Pace Univ.
2019- Running Backs, Lafayette




Jake Flaherty

POSITION: Wide Receivers
EXPERIENCE: First Season
ALMA MATER: Bucknell '14

COACHING CAREER

2013 Student Assistant, Bucknell
2014 Offensive Quality Control, Montana State
2015-16 Graduate Assistant, Miami
(Tight Ends and Wide Receivers)
2017-18 Assistant Recruiting Coordinator/
Running Backs, Bucknell
2019- Wide Receivers, Lafayette

Defensive Staff



Manny Rojas

POSITION: Defensive Coordinator/
Linebackers

EXPERIENCE: First Season

ALMA MATER: Liberty '07

COACHING CAREER

2010-11 Linebackers/Special Teams, Liberty
2012-16 Linebackers, Richmond
2017-18 Linebackers/Special Teams Co-Coordinator,
Delaware
2019- Defensive Coordinator/Linebackers, Lafayette



Doug McFadden

POSITION: Defensive Backs

EXPERIENCE: 11th Season

ALMA MATER: Friends '01

COACHING CAREER

1999-00 Defensive Backs, Hutchinson C.C.
2001 Defensive Coordinator/DB, Hutchinson C.C.
2002 Defensive Coordinator/DB, Langston
2003-04 Special Teams Coord./DB, South Dakota State
2005-09 Asst. Head Coach/Special Teams Coordinator/
Defensive Backs, Fort Hays State
2009-12 Defensive Backs, Lafayette
2013-16 Special Teams Coordinator/DB, Lafayette
2017-present Defensive Backs, Lafayette



Andrew Seumalo

POSITION: Defensive Line

EXPERIENCE: Second Season

ALMA MATER: Oregon State '12

COACHING CAREER

2014 Student Assistant, Oregon State
2015 Graduate Assistant, Oregon State
2016 Graduate Assistant, Arizona State
2017 Graduate Assistant/DL, Nebraska
2018-present Defensive Line, Lafayette



Rich Yahner


POSITION: Linebackers

EXPERIENCE: Second Season

ALMA MATER: Penn State '99

COACHING CAREER

1999 Graduate Assistant, Clarion
2001-02 Asst. Linebackers/Video, Lehigh
2006-09 Quality Control Coordinator, Virginia
2009 Associate Head Coach, Lewiston (Pa.) H.S.
2010 Special Teams Coord./Running Backs, Juniata
2011-13 Def. Graduate Assistant/Special Teams Asst.,
Penn State
2014-16 Wide Receivers/Video Coord., Seton Hill
2017 Linebackers, San Diego Mesa
2018-present Linebackers, Lafayette



Greg Frantz

POSITION: Special Teams and
Recruiting Coordinator

EXPERIENCE: First Season

ALMA MATER: Millersville '12

COACHING CAREER

2012 Student Assistant, Millersville
2012-14 Assistant Coach, Conestoga Valley H.S.
2015 Offensive Quality Control/Asst. OL,
Arizona Rattlers (AFL)
2016-18 Special Teams & Recruiting Coord.WR,
SUNY Cortland
2019- Special Teams & Recruiting Coord., Lafayette



THE OPPONENTS

William & Mary

Aug. 31 | 6 p.m.

Zable Stadium | Williamsburg, Va.

1

THE SERIES (WILLIAM & MARY LEADS 3-1)

First Meeting: 9/8/2012 (Lafayette 17, William & Mary 14)

Last Meeting: 9/5/2015 (William & Mary 34, Lafayette 7)

Current Streak: William & Mary +3

In Easton: William & Mary leads, 2-0

In Williamsburg: Series tied, 1-1

Largest Margin of Victory (LC): LC 17, W&M 14 (9/8/2012)

Largest Margin of Victory (W&M): W&M 34, LC 6 (9/14/2013)

Monmouth

Sept. 7 | 1 p.m.

Kessler Stadium | West Long Branch, N.J.

2

THE SERIES (MONMOUTH LEADS 2-1)

First Meeting: 9/27/2002 (Lafayette 30, Monmouth 29)

Last Meeting: 9/15/2018 (Monmouth 24, Lafayette 20)

Current Streak: Monmouth +2

In Easton: Series tied, 1-1

In West Long Branch: Monmouth leads, 1-0

Largest Margin of Victory (LC): LC 30, MU 29 (9/27/2002)

Largest Margin of Victory (MU): MU 31, LC 12 (9/2/2017)

Sacred Heart

Sept. 14 | 12:30 p.m.

Fisher Stadium | Easton, Pa.

3

THE SERIES (SACRED HEART LEADS 4-1)

First Meeting: 9/2/2006 (Lafayette 25, Sacred Heart 14)

Last Meeting: 9/1/2018 (Sacred Heart 35, Lafayette 6)

Current Streak: Sacred Heart +3

In Easton: Sacred Heart leads, 2-0

In Fairfield: Sacred Heart leads, 2-1

Largest Margin of Victory (LC): LC 25, SHU 14 (9/2/2006)

Largest Margin of Victory (SHU): SHU 35, LC 6 (9/1/2018)

Albany

Sept. 21 | 3:30 p.m.

Ford Field | Albany, N.Y.

4

THE SERIES (FIRST MEETING)

First Meeting: 9/21/2019

Last Meeting: 9/21/2019

Current Streak:

In Easton:

In Albany:

Largest Margin of Victory (Lafayette):

Largest Margin of Victory (Albany):

Penn

Sept. 28 | 3:30 p.m.

Fisher Stadium | Easton, Pa. | 3:30 p.m.

5

THE SERIES (PENN LEADS 63-23-4)

First Meeting: 11/25/1882 (Penn 1-3, Lafayette 0-0)

Last Meeting: 9/21/2013 (Penn 27, Lafayette 21)

Current Streak: Penn +1

In Easton: Penn leads, 14-11

In Philadelphia: Penn leads 49-12-4

Largest Margin of Victory (LC): LC 38, UP 6 (11/5/1921)

Largest Margin of Victory (Penn): UP 82, LC 0 (10/28/1893)

Princeton

Oct. 11 | 7 p.m.

Princeton Stadium | Princeton, N.J.

6

THE SERIES (PRINCETON LEADS 43-4-3)

First Meeting: 10/22/1883 (Princeton 47, Lafayette 7)

Last Meeting: 9/23/2017 (Princeton 38, Lafayette 17)

Current Streak: Princeton +10

In Easton: Princeton leads, 10-2-1

In Princeton: Princeton leads 33-2-2

Largest Margin of Victory (LC): LC 28, PU 13 (9/27/2003)

Largest Margin of Victory (PU): PU 140, LC 0 (10/29/1884)

Georgetown

Oct. 19 | 12 p.m.

Cooper Field | Washington, D.C.

7

THE SERIES (LAFAYETTE LEADS, 14-8)

First Meeting: 10/25/1902 (Lafayette 23, Georgetown 0)

Last Meeting: 10/13/2018 (Georgetown 13, Lafayette 6)

Current Streak: Georgetown +1

In Easton: Lafayette leads, 5-4

In Washington, D.C.: Lafayette leads, 9-4

Largest Margin of Victory (LC): LC 45, GU 14 (11/11/2006)

Largest Margin of Victory (GU): GU 38, LC 7 (10/10/15)

Bucknell

Oct. 26 | 3:30 p.m.

Fisher Stadium | Easton, Pa.

8

THE SERIES (LAFAYETTE LEADS, 53-37-6)

First Meeting: 11/30/1883 (Lafayette 59, Bucknell 0)

Last Meeting: 10/20/2018 (Lafayette 29, Bucknell 27)

Current Streak: Lafayette +1

In Easton: Lafayette leads, 32-16-5

In Lewisburg: Series tied, 21-21-1

Largest Margin of Victory (LC): LC 59, BU 0 (11/30/1883)

Largest Margin of Victory (BU): BU 54, LC 12 (10/24/1964)

Fordham

Nov. 2 | 12:30 p.m.

Fisher Stadium | Easton, Pa.

9

THE SERIES (LAFAYETTE LEADS, 24-12-1)

First Meeting: 10/17/1903 (Lafayette 48, Fordham 0)

Last Meeting: 10/27/2018 (Lafayette 21, Fordham 13)

Current Streak: Lafayette +2

In Easton: Lafayette leads, 13-6-1

In Bronx: Lafayette leads, 10-6

Neutral Site: Lafayette leads, 1-0

Largest Margin of Victory (LC): LC 48, FOR 0 (10/17/1903)

Largest Margin of Victory (FOR): FOR 35, LC 7 (10/3/2015)

Holy Cross

Nov. 9 | 12 p.m.

Fitton Field | Worcester, Mass.

10

THE SERIES (LAFAYETTE LEADS, 17-16)

First Meeting: 9/20/1986 (Holy Cross 38, Lafayette 14)

Last Meeting: 11/3/2018 (Holy Cross 40, Lafayette 14)

Current Streak: Holy Cross +1

In Easton: Lafayette leads, 9-8

In Worcester: Tied, 8-8

Largest Margin of Victory (LC): LC 56, HC 20 (11/13/2004)

Largest Margin of Victory (HC): HC 42, LC 0 (10/24/2015)

Colgate

Nov. 16 | 12:30 p.m.

Fisher Stadium | Easton, Pa.

11

THE SERIES (COLGATE LEADS, 45-13-4)

First Meeting: 10/27/1906 (Lafayette 17, Colgate 6)

Last Meeting: 9/22/2018 (Colgate 45, Lafayette 0)

Current Streak: Colgate +4

In Easton: Colgate leads, 21-7-2

In Hamilton: Colgate leads, 24-6-1

Neutral Site: Series tied, 0-0-1

Largest Margin of Victory (LC): LC 35, CU 9 (11/4/1995)

Largest Margin of Victory (CU): CU 56, LC 2 (10/25/1975)

Lehigh

Nov. 23 | 12:30 p.m.

Goodman Stadium | Bethlehem, Pa.

12

THE SERIES (LAFAYETTE LEADS, 78-71-5)

First Meeting: 10/25/1884 (Lafayette 50, Lehigh 0)

Last Meeting: 11/17/2018 (Lehigh 34, Lafayette 3)

Current Streak: Lehigh +4

In Easton: Lafayette leads, 41-31-5

In Bethlehem: Lehigh leads, 39-36

Neutral Site: Series tied, 1-1

Largest Margin of Victory (LC): LC 64, LU 0 (11/18/1944)

Largest Margin of Victory (LU): LU 78, LC 0 (11/24/1917)

Lafayette vs. Lehigh

COLLEGE FOOTBALL'S MOST-PLAYED RIVALRY

Year	Site	LC-LU	Year	Site	LC-LU	Year	Site	LC-LU
1884	Easton.....	50-0	1922	Easton.....	3-0	1976	Easton.....	21-17
	Bethlehem.....	34-4	1923	Bethlehem.....	13-3	1977	Bethlehem.....	17-35
1885	Bethlehem.....	6-0	1924	Easton.....	7-0	1978	Easton.....	15-23
	Easton.....	6-6	1925	Bethlehem.....	14-0	1979	Bethlehem.....	3-24
1886	Easton.....	12-0	1926	Easton.....	35-0	1980	Easton.....	0-32
	Bethlehem.....	4-0	1927	Bethlehem.....	43-0	1981	Bethlehem.....	10-3
1887	Bethlehem.....	4-10	1928	Easton.....	38-14	1982	Easton.....	34-6
	Easton.....	6-0	1929	Bethlehem.....	12-13	1983	Bethlehem.....	14-22
1888	Easton.....	4-6	1930	Easton.....	16-6	1984	Easton.....	28-7
	Bethlehem.....	0-16	1931	Bethlehem.....	13-7	1985	Bethlehem.....	19-24
1889	Bethlehem.....	10-16	1932	Easton.....	25-6	1986	Easton.....	28-23
	Easton.....	6-6	1933	Bethlehem.....	54-12	1987	Bethlehem.....	10-17
1890	Easton.....	0-30	1934	Easton.....	7-13	1988	Easton.....	52-45
	Bethlehem.....	6-66	1935	Bethlehem.....	0-48	1989	Bethlehem.....	36-21
1891	Bethlehem.....	4-22	1936	Easton.....	0-18	1990	Easton.....	14-35
	Wilkes-Barre.....	2-6	1937	Bethlehem.....	6-0	1991	Bethlehem.....	18-36
	Easton.....	2-16	1938	Easton.....	6-0	1992	Easton.....	32-29
1892	Easton.....	4-0	1939	Bethlehem.....	29-13	1993	Bethlehem.....	14-39
	Bethlehem.....	6-15	1940	Easton.....	46-0	1994	Easton.....	54-20
1893	Bethlehem.....	6-22	1941	Bethlehem.....	47-7	1995	Bethlehem.....	30-37
	Easton.....	0-10	1942	Easton.....	7-7	1996	Easton.....	19-23
1894	Easton.....	28-0	1943	Easton.....	39-7	1997	Bethlehem.....	31-43
	Bethlehem.....	8-11		Bethlehem.....	58-0	1998	Easton.....	7-31
1895	Bethlehem.....	22-12	1944	Easton.....	44-0	1999	Bethlehem.....	12-14
	Easton.....	14-6		Easton.....	64-0	2000	Easton.....	17-31
1896	did not play		1945	Bethlehem.....	7-0	2001	Bethlehem.....	6-41
1897	Easton.....	34-0	1946	Easton.....	13-0	2002	Easton.....	14-7
	Bethlehem.....	22-0	1947	Bethlehem.....	7-0	2003	Bethlehem.....	10-30
1898	Bethlehem.....	0-22	1948	Easton.....	23-13	2004	Easton.....	24-10
	Easton.....	11-5	1949	Bethlehem.....	21-12	2005	Bethlehem.....	23-19
1899	Easton.....	17-0	1950	Easton.....	0-38	2006	Easton.....	49-27
	Bethlehem.....	35-0	1951	Bethlehem.....	0-51	2007	Bethlehem.....	21-17
1900	Bethlehem.....	34-0	1952	Easton.....	7-14	2008	Easton.....	15-31
	Easton.....	18-0	1953	Bethlehem.....	33-13	2009	Bethlehem.....	21-27 (OT)
1901	Easton.....	29-0	1954	Easton.....	46-0	2010	Easton.....	13-20
	Bethlehem.....	41-0	1955	Bethlehem.....	35-6	2011	Bethlehem.....	13-37
1902	Easton.....	0-6	1956	Easton.....	10-27	2012	Easton.....	21-28
1903	Bethlehem.....	6-12	1957	Bethlehem.....	13-26	2013	Bethlehem.....	50-28
1904	Easton.....	40-6	1958	Easton.....	14-14	2014	Bronx, N.Y.....	27-7
1905	Bethlehem.....	53-0	1959	Bethlehem.....	28-6		(Yankee Stadium)	
1906	Easton.....	33-0	1960	Easton.....	3-26	2015	Bethlehem, Pa.....	35-49
1907	Bethlehem.....	22-5	1961	Bethlehem.....	14-17	2016	Easton, Pa.....	21-45
1908	Easton.....	5-11	1962	Easton.....	6-13	2017	Bethlehem, Pa.....	31-38
1909	Bethlehem.....	21-0	1963	Bethlehem.....	8-15	2018	Easton, Pa.....	3-34
1910	Easton.....	14-0	1964	Easton.....	6-6			
1911	Bethlehem.....	11-0	1965	Bethlehem.....	14-20			
1912	Easton.....	0-10	1966	Easton.....	16-0			
1913	Bethlehem.....	0-7	1967	Bethlehem.....	6-0			
1914	Easton.....	7-17	1968	Easton.....	6-21			
1915	Bethlehem.....	35-6	1969	Bethlehem.....	19-36			
1916	Easton.....	0-16	1970	Easton.....	31-28			
1917	Bethlehem.....	0-78	1971	Bethlehem.....	19-48			
1918	Easton.....	0-17	1972	Easton.....	6-14			
1919	Bethlehem.....	10-6	1973	Bethlehem.....	13-45			
1920	Easton.....	27-7	1974	Easton.....	7-57			
1921	Bethlehem.....	28-6	1975	Bethlehem.....	14-40			

Lafayette leads the series 78-71-5

Lafayette vs. Lehigh

COLLEGE FOOTBALL'S MOST-PLAYED RIVALRY

“The Lehigh-Lafayette game is an integral part of a college education. The game provides thrills and excitement and instills an attitude that is essential to succeed in all walks of life. Traditions, pregame hype and celebrations are all as important as the game itself.

No other football rivalry is quite like Lehigh-Lafayette. The traditions are pure and the festivities are genuine. Sportswriters are afraid to predict the winner, oddsmakers shy from a point spread and coaches don't have to worry about getting their players up for the game.

Previous records, scores and games against common opponents are meaningless. It's one game—all or nothing.”

*Preface
Legends of Lehigh-Lafayette
Todd Davidson and Bob Donchez
D&D Publishing Company, 1995*

SERIES FACTS

First Meeting: Oct. 25, 1884; Easton—Lafayette 56, Lehigh 0

Last Meeting: Nov. 18, 2017; Bethlehem—Lehigh 38, Lafayette 31

Series Record: Lafayette leads, 78-71-5 (.523) (154 games)

In Easton: Lafayette leads, 41-31-5

In Bethlehem: Lehigh leads, 39-36

Neutral Site: Series tied, 1-1

Lafayette won 27-7 in Bronx, N.Y. (Yankee Stadium) on Nov. 22, 2014

Lehigh won 16-2 in Wilkes-Barre, Pa. on Nov. 25, 1891

Largest Margin of Victory (Lafayette):

Nov. 18, 1944; Easton—Lafayette 64, Lehigh 0

Largest Margin of Victory (Lehigh): Nov. 24, 1917; Bethlehem—Lehigh 78, Lafayette 0

Last Shutout: Nov. 22, 1980; Easton—Lehigh 32, Lafayette 0

Last Tie: Nov. 21, 1964; Easton—Lafayette 6, Lehigh 6 (100th meeting)

Points Scored in Series: Lafayette 2,760; Lehigh 2,368

Longest Lafayette Win Streak: 10 wins, 1919-28

Longest Lehigh Win Streak: 7 wins; 1995-2001

Miscellaneous Facts: The schools played each other twice per season from 1884-1901. They met three times in 1891 and did not meet in 1896, due to a player eligibility dispute between the two schools.

Lafayette-Lehigh Game MVP

Beginning in 1960 meeting, the media in attendance have selected the game's Most Valuable Player. There have been eight two-time winners of the MVP Award: Tom Costello, Erik Marsh, Brad Maurer and Jonathan Hurt of Lafayette, and Marty Horn, Kim McQuilken, J.B. Clark and Nick Shafnisky of Lehigh. Just two times have there been co-MVP's (1976 and 2006).



The Lafayette-Lehigh MVP winners :

1960	Al Richmond (Lehigh), RB, Sr.	1989	Tom Costello (Lafayette), TB, So.
1961	Boyd Taylor (Lehigh), RB, Sr.	1990	Erick Torain (Lehigh), RB, Sr.
1962	Walt King (Lehigh), QB, Sr.	1991	Glenn Kempa (Lehigh), QB, Sr.
1963	Les Kish (Lehigh), QB, So.	1992	Erik Marsh (Lafayette), TB, So.
1964	George Hossenlopp (Lafayette), QB, Sr.	1993	Scott Semptimpfelter (Lehigh), QB, Sr.
1965	Hal Yeich (Lehigh), RB, Sr.	1994	Erik Marsh (Lafayette), TB, Sr.
1966	Rick Crow (Lafayette), TB, Jr.	1995	Brian Klingerman (Lehigh), WR, Sr.
1967	Art Renfro (Lehigh), LB, Sr.	1996	Phil Stambaugh (Lehigh), QB, Fr.
1968	Jim Petrillo (Lehigh), RB, So.	1997	Rabih Abdullah (Lehigh), RB, Sr.
1969	Don Diorio (Lehigh), RB, So.	1998	Ron Jean (Lehigh), RB, Jr.
1970	Rick Nowell (Lafayette), WR/PK, Sr.	1999	Ron Jean (Lehigh), RB, Sr.
1971	Jack Rizzo (Lehigh), RB, Sr.	2000	Matt Salvaterra (Lehigh), DB, So.
1972	Kim McQuilken (Lehigh), QB, Jr.	2001	Josh Snyder (Lehigh), WR, Sr.
1973	Kim McQuilken (Lehigh), QB, Sr.	2002	Joe McCourt (Lafayette), TB, So.
1974	Joe Alleva (Lehigh), QB, Sr.	2003	Jermaine Pugh (Lehigh), RB, Sr.
1975	Joe Sterrett (Lehigh), QB, Sr.	2004	Brad Maurer (Lafayette), QB, So.
1976	Mark Jones (Lafayette), QB, Sr.	2005	Jonathan Hurt (Lafayette), TB, Jr.
	Rod Gardner (Lehigh), RB, Sr.	2006	Brad Maurer (Lafayette), QB, Sr.
	Mike Reiker (Lehigh), QB, Sr.		Jonathan Hurt (Lafayette), TB, Sr.
1977	Steve Kreider (Lehigh), WR, Sr.	2007	Rob Curley (Lafayette), QB, So.
1978	Joe Rabuck (Lehigh), RB, So.	2008	J.B. Clark (Lehigh), QB, So.
1979	Mike Crowe (Lehigh), DE, Sr.	2009	J.B. Clark (Lehigh), QB, Jr.
1980	Frank Novak (Lafayette), QB, So.	2010	Al Pierce (Lehigh), LB, Sr.
1981	Jack Gatehouse (Lafayette), WR, Sr.	2011	Chris Lum (Lehigh), QB, Sr.
1982	Marty Horn (Lehigh), QB, So.	2012	Michael Colvin (Lehigh), QB, Sr.
1983	Jim Johnson (Lafayette), QB, Fr.	2013	Drew Reed (Lafayette), QB, Fr.
1984	Marty Horn (Lehigh), QB, Sr.	2014	Ross Scheuerman (Lafayette), TB, Sr.
1985	Bruce McIntyre (Lafayette), TB, Sr.	2015	Nick Shafnisky (Lehigh), QB, Jr.
1986	Mark McGowan (Lehigh), QB, Jr.	2016	Nick Shafnisky (Lehigh), QB, Sr.
1987	Tom Costello (Lafayette), TB, Fr.	2017	Brad Mayes (Lehigh), QB, Jr.
1988		2018	Dom Bragalone (Lehigh), TB, Sr.

Series Overall Record

ALBRIGHT (11-3-0)

10/25/13	Easton	7-0	W
11/14/14	Easton	42-6	W
10/23/15	Easton	46-0	W
11/11/16	Easton	32-0	W
11/17/17	Easton	42-0	W
10/23/26	Easton	30-7	W
9/29/28	Easton	78-0	W
10/27/34	Easton	26-0	W
10/12/35	Reading	0-38	L
9/22/51	Easton	6-12	L
10/4/52	Easton	6-28	L
10/3/53	Reading	28-7	W
9/25/54	Easton	26-0	W
10/13/56	Easton	32-7	W

ALFRED (1-0-0)

11/15/24	Easton	47-0	W
----------	--------	------	---

ARMY (1-19-0)

10/7/1893	West Point	0-36	L
10/26/1940	West Point	19-0	W
10/3/1942	West Point	0-14	L
10/2/1948	West Point	7-54	L
9/14/1974	West Point	7-14	L
9/11/1976	West Point	6-16	L
10/22/1977	West Point	6-42	L
9/16/1978	West Point	14-24	L
9/18/1982	West Point	20-26	L
11/15/1986	West Point	48-56	L
11/14/1987	West Point	37-49	L
10/15/1988	West Point	17-24	L
10/21/1989	West Point	20-34	L
10/20/1990	West Point	0-56	L
10/10/1992	West Point	36-38	L
11/13/1993	West Point	12-35	L
11/2/1996	West Point	21-41	L
9/13/1997	West Point	14-41	L
10/15/2016	West Point	7-62	L
11/10/2018	West Point	13-31	L

APPALACHIAN STATE (0-1-0)

11/26/2005	Boone	23-34	L
------------	-------	-------	---

BALTIMORE (2-0-0)

9/26/1931	Easton	51-0	W
11/9/1935	Easton	26-0	W

BLOOMSBURG (6-0-0)

11/1/1896	Bloomsburg	17-0	W
9/27/1897	Easton	14-0	W
11/14/1903	Easton	29-0	W
10/15/1904	Easton	33-0	W
9/24/1910	Easton	31-0	W
9/23/1911	Easton	53-0	W

BOSTON COLLEGE (1-0-0)

10/28/1922	Boston	12-0	W
------------	--------	------	---

BOSTON UNIVERSITY (0-1-0)

10/18/1969	Easton	14-22	L
------------	--------	-------	---

BROWN (3-8-0)

11/9/1901	Providence	11-6	W
11/1/1902	Easton	6-5	W
10/24/08	Providence	8-6	W
11/16/12	Providence	7-21	L
10/8/38	Providence	0-20	L
10/25/41	Easton	0-13	L
10/17/42	Providence	0-7	L
9/26/64	Providence	3-20	L
9/27/97	Providence	27-35	L
9/26/98	Easton	21-23	L
9/25/99	Providence	28-35	L

BUCKNELL (53-37-6)

11/30/1883	Lewisburg	59-0	W
10/10/1888	Easton	54-0	W
10/4/1890	Easton	0-0	T
9/25/1891	Easton	10-16	L
11/29/1894	Easton	44-0	W
11/19/1898	Easton	6-0	W
11/18/1899	Easton	12-0	W
11/30/1905	Easton	47-0	W
11/9/1907	Easton	34-0	W
10/31/1908	Easton	6-6	T
10/29/1910	Easton	12-0	W
11/14/11	Easton	6-0	W
11/2/12	Easton	0-0	T
11/6/20	Easton	10-7	W
10/15/21	Lewisburg	20-7	W
10/21/22	Easton	28-7	W
10/18/24	Lewisburg	21-3	W
10/20/28	Lewisburg	0-0	T
10/19/29	Easton	3-6	L
10/22/32	Lewisburg	6-14	L
10/21/33	Easton	0-21	L
10/31/42	Lewisburg	7-13	L
10/27/45	Easton	2-26	L
10/26/46	Lewisburg	0-29	L
10/18/47	Easton	27-7	W
10/23/48	Lewisburg	19-7	W
11/12/49	Easton	14-21	L
10/28/50	Lewisburg	0-32	L
10/27/51	Easton	21-40	L
9/27/52	Lewisburg	13-45	L
10/24/53	Easton	7-6	W
10/23/54	Lewisburg	0-7	L
10/22/55	Easton	34-13	W
10/20/56	Lewisburg	13-7	W
10/26/57	Easton	35-13	W
10/25/58	Lewisburg	34-6	W
10/24/59	Easton	12-6	W
10/22/60	Lewisburg	0-28	L
10/21/61	Easton	0-13	L
10/20/62	Lewisburg	6-28	L
10/26/63	Easton	14-13	W
10/24/64	Lewisburg	12-54	L
10/23/65	Easton	14-13	W
10/22/66	Lewisburg	25-7	W
10/7/67	Easton	21-6	W
10/26/68	Lewisburg	10-13	L
10/25/69	Easton	20-21	L
10/24/70	Lewisburg	28-30	L
10/23/71	Easton	0-33	L
10/21/72	Lewisburg	7-26	L
10/20/73	Easton	0-0	T
11/2/74	Lewisburg	6-10	L
10/11/75	Easton	5-15	L
10/30/76	Lewisburg	17-7	W
10/8/77	Easton	34-7	W
10/14/78	Lewisburg	14-7	W
10/13/79	Easton	0-0	T
10/11/80	Lewisburg	0-14	L
10/10/81	Easton	37-0	W
10/2/82	Lewisburg	37-6	W
10/1/83	Easton	33-3	W
11/3/84	Lewisburg	3-10	L
11/9/85	Easton	47-0	W
10/25/86	Lewisburg	52-34	W
10/10/87	Easton	42-21	W
10/8/88	Lewisburg	52-35	W
11/4/89	Lewisburg	33-54	L
9/15/90	Easton	14-24	L
10/12/91	Easton	20-16	W

11/14/92	Lewisburg	49-7	W
9/11/93	Easton	31-14	W
10/29/94	Lewisburg	56-14	W
10/28/95	Lewisburg	11-30	L
11/9/96	Easton	23-7	W
9/20/97	Easton	21-23	L
10/24/98	Lewisburg	22-33	L
10/23/99	Easton	22-21	W
10/14/00	Lewisburg	30-42	L
10/13/01	Easton	16-17	L
11/9/02	Lewisburg	19-3	W
11/8/03	Easton	35-17	W
10/16/04	Lewisburg	14-13	W
10/29/05	Easton	33-20	W
9/9/06	Lewisburg	31-0	W
11/3/07	Easton	34-7	W
11/8/08	Lewisburg	38-21	W
10/31/09	Easton	35-14	W
10/30/10	Lewisburg	33-12	W
10/29/11	Easton	13-39	L
9/22/12	Lewisburg	20-14	W
10/5/13	Easton	31-7	W
11/1/14	Lewisburg	24-27 (OT)	L
10/31/15	Easton	24-35	L
10/22/16	Lewisburg	17-42	L
10/21/17	Easton	7-13 (OT)	L
10/20/18	Lewisburg	29-27	W

BUFFALO (6-1-0)

10/16/1954	Buffalo	26-0	W
10/5/1957	Buffalo	14-6	W
9/14/1991	Easton	42-21	W
9/19/1992	Easton	49-28	W
9/18/1993	Buffalo	29-15	W
9/9/1995	Buffalo	24-17	W
9/19/1998	Easton	14-16	L

CARLISLE INDIANS (0-1-0)

10/28/1911	Easton	0-19	L
------------	--------	------	---

CARNEGIE TECH (1-1-0)

10/2/54	Easton	21-23	L
10/1/55	Pittsburgh	41-14	W

CATHOLIC (1-0-0)

10/23/20	Easton	84-0	W
----------	--------	------	---

CENTRAL CONNECTICUT (3-1-0)

9/13/1980	Easton	3-14	L
9/12/1981	Easton	51-0	W
9/2/2016	New Britain	24-10	W
9/29/2018	Easton	31-24	W

COLGATE (13-45-4)

10/27/1906	Easton	17-6	W
10/9/1907	Easton	21-9	W
10/17/25	Philadelphia	7-7	T
10/11/30	Hamilton	0-41	L
10/10/31	Hamilton	0-16	L
10/15/32	Easton	0-35	L
10/28/33	Hamilton	0-0	T
10/19/35	Easton	0-52	L
10/24/36	Hamilton	0-41	L
10/13/45	Hamilton	0-47	L
11/2/46	Easton	0-39	L
9/18/65	Hamilton	0-40	L
11/12/66	Easton	9-20	L
11/16/68	Hamilton	14-10	W
11/15/69	Easton	10-14	L
11/13/71	Easton	14-51	L
9/23/72	Hamilton	14-33	L
9/22/73	Easton	21-55	L
10/26/74	Easton	18-24	L
10/25/75	Hamilton	2-56	L

10/23/76	Easton	14-24	L
9/17/77	Hamilton	12-38	L
11/4/78	Hamilton	7-17	L
11/3/79	Easton	7-7	T
11/1/80	Hamilton	0-44	L
10/17/81	Hamilton	0-30	L
10/29/83	Easton	7-21	L
10/20/84	Hamilton	20-41	L
9/21/85	Easton	14-30	L
11/1/86	Hamilton	7-42	L
10/31/87	Easton	14-35	L
10/1/88	Hamilton	42-34	W
10/28/89	Easton	38-33	W
11/10/90	Hamilton	7-36	L
11/16/91	Easton	48-31	W
10/31/92	Hamilton	37-28	W
10/30/93	Easton	7-7	T
11/5/94	Hamilton	14-6	W
11/4/95	Easton	35-9	W
10/26/96	Hamilton	9-40	L
10/11/97	Easton	6-44	L
11/14/98	Hamilton	27-42	L
10/9/99	Easton	14-56	L
10/28/00	Hamilton	14-17	L
10/27/01	Easton	16-20	L
11/2/02	Hamilton	24-31	L
11/1/03	Easton	31-47	L
11/6/04	Hamilton	19-22	L
11/5/05	Easton	15-18	L
10/28/06	Hamilton	27-10	W
10/27/07	Easton	27-36	L
11/1/08	Hamilton	13-21	L
11/7/09	Easton	56-49	W
11/6/10	Hamilton	14-24	L
11/5/11	Easton	37-24	W
11/3/12	Hamilton	41-65	L
11/9/13	Easton	24-28	L
11/8/14	Hamilton	19-16	W
11/7/15	Easton	19-28	L
11/12/16	Hamilton	17-38	L
11/11/17	Easton	0-27	L
9/22/18	Hamilton	0-45	L

COLUMBIA ATHLETIC ASSOC. (2-0-0)

11/22/1890	Washington D.C.	18-4	W
10/21/1892	Washington D.C.	10-0	W

COLUMBIA (28-12-2)

10/9/1889	New York	10-10	T
11/18/1933	New York	6-46	L
9/29/45	New York	14-40	L
11/16/46	New York	0-46	L
9/25/65	New York	14-10	W
9/28/68	New York	36-14	W
9/27/69	New York	36-22	W
9/26/70	New York	9-23	L
9/25/71	Easton	3-0	W
9/28/74	New York	15-0	W
9/27/75	Easton	10-7	W
9/25/76	New York	31-38	L
9/24/77	New York	10-21	L
9/30/78	New York	0-21	L
9/29/79	Easton	14-7	W
9/27/80	New York	0-6	L
9/26/81	New York	28-13	W
9/25/82	New York	53-23	W
9/24/83	Easton	34-29	W
9/29/84	New York	23-14	W
9/28/85	Easton	20-0	W
9/27/86	New York	26-21	W
9/26/87	Easton	38-7	W
9/24/88	New York	49-3	W
9/30/89	Easton	52-14	W
10/6/90	New York	41-34	W

10/19/91	Easton	30-15	W
10/9/93	New York	58-6	W
10/1/94	New York	13-28	L
9/30/95	Easton	10-10	T
10/19/96	New York	0-3	L
10/4/97	Easton	31-3	W
10/7/00	New York	22-47	L
10/6/01	Easton	31-14	W
10/12/02	New York	28-21	W
10/11/03	Easton	41-27	W
10/9/04	New York	35-14	W
10/8/05	Easton	14-7	W
10/6/07	Easton	29-0	W
10/11/08	New York	13-3	W
10/10/09	Easton	24-21	W
10/19/10	New York	28-42	L

CONNECTICUT (1-0-0)

10/13/1984	Easton	20-13	W
------------	--------	-------	---

CORNELL (8-14-2)

11/10/1888	Ithaca	16-0	W
10/12/1889	Ithaca	0-10	L
11/28/1889	Syracuse	0-24	L
10/24/1891	Ithaca	0-30	L
10/13/1894	Ithaca	0-34	L
10/19/1895	Ithaca	6-0	W
10/16/1897	Easton	4-4	T
11/12/1898	Ithaca	0-47	L
11/11/1899	Ithaca	6-5	W
11/17/1900	Easton	17-0	W
11/15/1902	Ithaca	0-28	L
11/15/13	Ithaca	3-10	L
11/1/19	Ithaca	21-2	W
9/26/42	Ithaca	16-20	L
9/30/50	Ithaca	0-27	L
10/5/85	Ithaca	17-3	W
10/4/86	Easton	33-22	W
10/3/87	Ithaca	12-17	L
10/29/88	Easton	21-21	T
10/7/89	Ithaca	23-24	L
10/13/90	Easton	16-38	L
10/3/92	Ithaca	33-44	L
9/28/96	Easton	30-19	W
10/18/97	Ithaca	34-41 (OT)	L

C.W. POST (2-0-0)

10/6/1973	Easton	28-12	W
10/31/1981	Easton	48-10	W

DARTMOUTH (2-6-0)

10/8/1932	Hanover	0-6	L
10/21/1939	Hanover	0-14	L
10/15/1955	Hanover	21-13	W
9/27/1958	Hanover	0-20	L
10/8/1994	Easton	15-27	L
10/7/1995	Hanover	7-14	L
10/3/1998	Hanover	10-13 (OT)	L
10/2/1999	Easton	20-10	W

DAVIDSON (11-4-0)

11/14/1964	Davidson	12-31	L
11/13/65	Easton	10-14	L
11/7/70	Davidson	53-34	W
11/15/75	Easton	31-3	W
11/13/76	Davidson	30-20	W
11/12/77	Easton	20-18	W
11/11/78	Davidson	12-17	L
9/22/79	Davidson	13-16	L
9/20/80	Easton	27-20	W
9/19/81	Davidson	14-7	W
10/23/82	Easton	49-14	W
9/17/83	Davidson	35-12	W
10/18/86	Davidson	51-14	W
10/17/87	Easton	38-10	W
11/12/88	Davidson	38-13	W

DAYTON (1-0-0)

11/17/23	Easton	45-0	W
----------	--------	------	---

DELAWARE (7-21-0)

9/26/1914	Easton	41-0	W
10/20/15	Easton	31-0	W
11/12/21	Easton	44-0	W
10/22/49	Easton	0-7	L
10/21/50	Newark	9-7	W
11/10/51	Easton	7-25	L
11/15/52	Newark	12-13	L
11/14/53	Easton	7-13	L
11/13/54	Newark	7-41	L
10/8/55	Easton	6-14	L
10/6/56	Newark	28-14	W
10/12/57	Cancelled - Flu		
10/11/58	Newark	7-6	W
10/10/59	Easton	8-26	L
10/8/60	Newark	3-0	W
10/7/61	Easton	0-34	L
10/6/62	Newark	7-28	L
10/12/63	Easton	0-61	L
10/10/64	Newark	0-28	L
10/9/65	Easton	7-40	L
10/8/66	Newark	15-23	L
10/21/67	Easton	2-21	L
10/10/70	Newark	20-36	L
10/9/71	Easton	0-49	L
10/7/72	Newark	0-27	L
11/27/04	Newark	14-28	L
9/2/15	Newark	9-19	L
9/10/16	Easton	6-24	L
9/8/18	Newark	0-37	L

DICKINSON (23-2-0)

10/18/1886	Easton	24-5	W
10/12/1887	Carlisle	12-0	W
10/1/1890	Easton	52-0	W
10/31/1896	Easton	18-0	W
11/13/1897	Easton	19-0	W
10/15/1898	Easton	6-12	L
11/30/1899	Easton	36-0	W
11/29/1900	Easton	10-6	W
11/27/1901	Easton	29-0	W
11/27/1902	Easton	23-0	W
11/26/1903	Easton	0-35	L
10/29/1906	Easton	26-6	W
11/28/1907	Easton	31-0	W
11/26/1908	Easton	12-0	W
11/25/1909	Easton	5-0	W
11/24/1910	Easton	41-0	W
11/30/11	Easton	6-0	W
11/28/12	Easton	19-13	W
11/27/13	Easton	7-0	W
11/26/14	Easton	56-7	W
11/25/15	Easton	27-7	W
11/8/19	Easton	48-0	W
10/8/21	Easton	27-0	W
10/16/26	Easton	42-13	W
10/17/36	Easton	7-0	W

DREXEL (6-0-0)

10/19/1968	Easton	27-0	W
10/11/1969	Easton	27-7	W
10/3/1970	Easton	19-14	W
10/2/1971	Philadelphia	21-13	W
11/11/1972	Easton	16-0	W
11/10/1973	Easton	21-11	W

DUQUESNE (0-3-0)

11/13/1999	Easton	17-28	L
11/11/2000	Pittsburgh	14-23	L
10/5/2002	Pittsburgh	22-23	L

EAST STROUDSBURG (3-1-0)

9/12/1970	Easton	27-16	W
9/10/1983	Easton	20-16	W
11/11/1984	Easton	44-38	W
9/10/1994	Easton	14-31	L

FORDHAM (23-12-1)

10/17/1903	Easton	48-0	W
9/30/16	Easton	0-0	T
10/22/21	Polo Grounds	28-7	W
11/15/47	Bronx	7-0	W
9/25/48	Easton	53-14	W
9/23/50	Easton	19-20	L
11/5/77	Easton	41-23	W
10/7/78	Easton	17-14	W
10/14/89	Easton	40-7	W
11/3/90	Bronx	59-14	W
11/9/91	Easton	33-7	W
10/24/92	Bronx	44-21	W
10/23/93	Easton	27-12	W
11/12/94	Bronx	34-6	W
11/11/95	Easton	24-21 (OT)	W
10/12/96	Bronx	Cancelled	
9/6/97	Easton	0-23	L
11/7/98	Bronx	27-20	W
11/6/99	Easton	27-7	W
11/4/00	Bronx	28-31	L
11/3/01	Easton	24-45	L
10/26/02	Bronx	26-33	L
10/25/03	Easton	30-32	L
10/23/04	Bronx	35-20	W
9/24/05	Easton	27-10	W
11/4/06	Bronx	31-24	W
10/20/07	Easton	23-34	L
10/25/08	Bronx	48-13	W
10/24/09	Easton	26-21	W
10/23/10	Bronx	10-14	L
10/22/11	Easton	45-24	W
11/10/12	Bronx	26-27	L
11/9/13	Easton	27-14	W
10/3/14	Bronx	18-42	L
10/3/15	Easton	7-35	L
10/8/16	Bronx	34-58	L
10/7/17	Easton	14-10	W
10/27/18	Bronx	21-13	W

FORT MONMOUTH (1-0-0)

10/10/1942	Easton	7-3	W
------------	--------	-----	---

FRANKLIN & MARSHALL (7-2-0)

10/11/1890	Lancaster	10-18	L
11/14/1896	Easton	38-0	W
10/6/1897	Lancaster	8-0	W
11/18/1918	Easton	13-0	W
10/13/23	Easton	33-0	W
10/7/33	Lancaster	12-0	W
10/13/34	Easton	0-13	L
10/30/37	Easton	14-0	W
10/31/53	Lancaster	34-13	W

GALLAUDET (3-0-0)

9/27/1902	Easton	23-0	W
9/26/1903	Easton	36-0	W
10/8/1904	Easton	53-0	W

GARDEN CITY AVIATION (0-1-0)

11/28/1918	Easton	0-21	L
------------	--------	------	---

GEORGETOWN (14-7-0)

10/25/1902	Washington D.C.	23-0	W
12/2/22	Washington D.C.	7-13	L
11/5/27	Washington D.C.	2-27	L
10/16/37	Washington D.C.	6-0	W
11/10/2001	Washington D.C.	37-17	W
10/19/02	Easton	35-17	W
10/4/03	Easton	10-17	L
9/11/04	Washington D.C.	17-6	W
10/1/05	Washington D.C.	12-7	W
11/11/06	Easton	45-14	W

9/8/07	Washington D.C.	28-7	W
9/13/08	Easton	24-6	W
9/12/09	Washington D.C.	28-3	W
9/11/10	Easton	24-28	L
9/10/11	Washington D.C.	13-14	L
10/27/12	Easton	17-20	L
11/2/13	Washington D.C.	45-27	W
10/11/14	Easton	24-21	W
10/10/15	Washington D.C.	7-38	L
10/29/16	Easton	17-3	W
11/4/17	Washington D.C.	7-0	W
10/13/18	Easton	13-6	L

GEORGE WASHINGTON (2-1-0)

10/13/1928	Easton	28-0	W
10/30/1948	Easton	33-14	W
10/28/1949	Washington	7-14	L

GETTYSBURG (27-13-0)

10/3/1894	Easton	36-0	W
10/8/1902	Easton	14-0	W
10/3/1903	Easton	11-0	W
10/5/1904	Easton	20-0	W
10/22/1910	Easton	21-0	W
10/14/11	Easton	36-0	W
10/10/36	Easton	0-2	L
10/9/37	Gettysburg	2-0	W
10/28/39	Easton	40-0	W
10/19/40	Easton	45-6	W
11/1/41	Gettysburg	17-6	W
10/12/46	Easton	14-27	L
10/11/47	Easton	14-13	W
10/30/54	Easton	20-6	W
10/29/55	Gettysburg	14-15	L
10/27/56	Easton	6-12	L
11/2/57	Gettysburg	20-46	L
11/1/58	Easton	19-13	W
10/31/59	Gettysburg	13-16	L
10/29/60	Easton	10-7	W
10/28/61	Gettysburg	0-6	L
10/27/62	Easton	20-14	W
11/2/63	Gettysburg	12-14	L
10/31/64	Easton	3-21	L
10/30/65	Gettysburg	20-40	L
10/29/66	Easton	18-19	L
10/28/67	Gettysburg	17-27	L
11/2/68	Easton	37-0	W
11/1/69	Gettysburg	10-19	L
10/31/70	Easton	21-14	W
11/6/71	Gettysburg	27-12	W
11/4/72	Easton	39-25	W
11/3/73	Gettysburg	19-3	W
10/5/74	Gettysburg	14-3	W
11/1/75	Easton	20-12	W
11/6/76	Gettysburg	30-3	W
10/29/77	Easton	22-3	W
9/9/78	Easton	31-0	W
9/8/79	Gettysburg	41-6	W
10/24/81	Gettysburg	28-14	W

HAMILTON (1-0-0)

10/12/1907	Easton	43-0	W
------------	--------	------	---

HARVARD (3-17-0)

9/24/1966	Cambridge	7-30	L
9/30/1967	Cambridge	0-51	L
10/17/1992	Easton	31-29	W
10/2/1993	Cambridge	16-21	L
10/5/1996	Cambridge	17-7	W
9/30/2000	Easton	19-42	L
9/29/2001	Cambridge	14-38	L
10/18/2003	Cambridge	27-34	L
10/2/2004	Easton	23-38	L
10/15/2005	Easton	17-24	L
10/14/2006	Cambridge	7-24	L
10/13/2007	Cambridge	17-27	L
10/4/2008	Easton	13-27	L

10/17/2009	Cambridge	35-18	W
10/2/2010	Easton	10-35	L
10/1/2011	Easton	3-31	L
10/19/2013	Cambridge	16-35	L
10/8/2014	Cambridge	14-24	L
10/17/2015	Easton	0-42	L
10/14/2017	Cambridge	10-38	L

HAVERFORD (4-0-0)

10/19/1887	Easton	12-4	W
10/27/1888	Haverford	18-0	W
10/14/1891	Haverford	38-0	W
10/18/1919	Easton	41-0	W

HOBART (2-0-0)

10/9/1909	Easton	50-0	W
10/11/1924	Easton	30-0	W

HOFSTRA (5-6-2)

10/3/1964	Easton	7-7	T
10/2/65	Hempstead	7-31	L
10/1/66	Easton	6-9	L
9/23/67	Hempstead	0-28	L
10/5/68	Easton	7-0	W
10/4/69	Hempstead	41-25	W
10/12/74	Hempstead	17-7	W
10/4/75	Easton	31-19	W
10/26/91	Hempstead	17-60	L
9/12/92	Easton	21-14	W
10/16/93	Easton	17-17	T
9/24/94	Easton	6-27	L
9/16/95	Hempstead	0-26	L

HOLY CROSS (17-16-0)

9/20/1986	Easton	14-38	L
9/19/87	Worcester	11-40	L
9/17/88	Easton	28-20	W
9/16/89	Easton	21-23	L
10/27/90	Worcester	3-34	L
11/2/91	Worcester	14-48	L
11/7/92	Easton	15-6	W
11/6/93	Worcester	52-27	W
10/22/94	Easton	17-9	W
10/21/95	Worcester	27-17	W
11/16/96	Easton	38-21	W
11/15/97	Worcester	34-23	W
10/31/98	Easton	28-17	W
9/18/99	Worcester	12-30	L
10/21/00	Easton	28-13	W
10/20/01	Worcester	53-63	L
11/16/02	Easton	42-13	W
11/15/03	Worcester	41-13	W
11/13/04	Easton	56-20	W
11/12/05	Worcester	41-21	W
10/21/06	Easton	28-38	L
11/10/07	Worcester	31-21	W
11/15/08	Easton	26-27	L
11/14/09	Worcester	26-28	L
11/13/10	Easton	27-37	L
11/12/11	Worcester	24-29	L
10/20/12	Easton	30-13	W
10/26/13	Worcester	41-23	W
10/25/14	Easton	14-24	L
10/24/15	Worcester	0-42	L
10/1/16	Easton	28-38	L
9/30/17	Worcester	10-7	W
11/3/18	Easton	14-40	L

HOMESTEAD ATHLETIC CLUB (0-1-0)

11/16/1901	Pittsburgh	10-48	L
------------	------------	-------	---

JAMES MADISON (2-0-0)

10/22/1983	Harrisonburg	31-14	W
10/12/1985	Easton	20-13	W

JEFFERSON MEDICAL (1-0-0)

10/14/1905	Easton	48-0	W
------------	--------	------	---

KINGS POINT ACADEMY (9-5-0)

10/20/1945	Easton	7-26	L
11/11/67	Kings Point	36-7	W
11/9/68	Easton	7-0	W
10/30/71	Kings Point	0-20	L
9/16/72	Easton	20-13	W
9/15/73	Kings Point	21-3	W
9/21/74	Easton	13-17	L
9/20/75	Kings Point	7-3	W
9/18/76	Easton	7-10	L
10/1/77	Kings Point	33-6	W
9/23/78	Easton	10-13	L
9/15/79	Kings Point	33-6	W
10/15/80	Easton	31-12	W
11/14/81	Kings Point	49-13	W

KUTZTOWN (9-0-0)

10/13/1982	Easton	36-3	W
11/12/83	Easton	28-13	W
9/22/84	Easton	16-3	W
11/16/85	Easton	23-7	W
9/13/86	Easton	17-6	W
9/12/87	Easton	29-17	W
9/10/88	Easton	54-7	W
9/9/89	Easton	44-14	W
9/8/90	Easton	32-16	W

LAKEHURST (0-1-0)

11/14/1942	Easton	0-14	L
------------	--------	------	---

LEBANON VALLEY (2-0-0)

10/28/1905	Easton	79-0	W
10/28/1916	Easton	27-14	W

LEHIGH (78-71-5)

10/25/1884	Easton	56-0	W
11/12/1884	Bethlehem	34-4	W
10/31/1885	Bethlehem	6-0	W
11/21/1885	Easton	6-6	T
11/6/1886	Easton	12-0	W
11/24/1886	Bethlehem	4-0	W
10/29/1887	Bethlehem	4-10	L
11/23/1887	Easton	6-0	W
11/17/1888	Easton	4-6	L
11/27/1888	Bethlehem	0-16	L
10/30/1889	Bethlehem	10-16	L
11/16/1889	Easton	6-6	T
11/1/1890	Easton	0-30	L
11/15/1890	Bethlehem	6-66	L
11/4/1891	Bethlehem	4-22	L
11/11/1891	Easton	2-6	L
11/25/1891	Wilkes-Barre	2-16	L
11/5/1892	Easton	4-0	W
11/19/1892	Bethlehem	6-15	L
11/8/1893	Bethlehem	6-22	L
11/18/1893	Easton	0-10	L
11/14/1894	Easton	28-0	W
11/24/1894	Bethlehem	8-11	L
11/9/1895	Bethlehem	22-12	W
11/23/1895	Easton	14-6	W
1896	- did not play -		
10/30/1897	Easton	34-0	W
11/25/1897	Bethlehem	22-0	W
11/5/1898	Bethlehem	0-22	L
11/24/1898	Easton	11-5	W
11/4/1899	Easton	17-0	W
11/25/1899	Bethlehem	35-0	W
11/3/1900	Bethlehem	34-0	W
11/24/1900	Easton	18-0	W
11/2/1901	Easton	29-0	W
11/22/1901	Bethlehem	41-0	W
11/22/1902	Easton	0-6	L
11/21/1903	Bethlehem	6-12	L
11/24/1904	Easton	40-6	W
11/15/1905	Bethlehem	53-0	W
10/24/1906	Easton	33-0	W
11/23/1907	Bethlehem	22-5	W

11/21/1908	Easton	5-11	L
11/20/1909	Bethlehem	21-0	W
11/19/1910	Easton	14-0	W
11/25/11	Bethlehem	11-0	W
11/23/12	Easton	0-10	L
11/22/13	Bethlehem	0-7	L
11/21/14	Easton	7-17	L
11/20/15	Bethlehem	35-6	W
11/25/16	Easton	0-16	L
11/24/17	Bethlehem	0-78	L
11/23/18	Easton	0-17	L
11/22/19	Bethlehem	10-6	W
11/20/20	Easton	27-7	W
11/19/21	Bethlehem	28-6	W
11/25/22	Easton	3-0	W
11/24/23	Bethlehem	13-3	W
11/22/24	Easton	7-0	W
11/21/25	Bethlehem	14-0	W
11/20/26	Easton	35-0	W
11/19/27	Bethlehem	43-0	W
11/24/28	Easton	38-14	W
11/23/29	Bethlehem	12-13	L
11/22/30	Easton	16-6	W
11/21/31	Bethlehem	13-7	W
11/19/32	Easton	25-6	W
11/25/33	Bethlehem	54-12	W
11/24/34	Easton	7-13	L
11/23/35	Bethlehem	0-48	L
11/21/36	Easton	0-18	L
11/20/37	Bethlehem	6-0	W
11/19/38	Easton	6-0	W
11/25/39	Bethlehem	29-13	W
11/23/40	Easton	46-0	W
11/22/41	Bethlehem	47-7	W
11/21/42	Easton	7-7	T
10/23/43	Easton	39-7	W
11/27/43	Bethlehem	58-0	W
10/21/44	Easton	44-0	W
11/18/44	Easton	64-0	W
11/24/45	Bethlehem	7-0	W
11/23/46	Easton	13-0	W
11/22/47	Bethlehem	7-0	W
11/20/48	Easton	23-13	W
11/19/49	Bethlehem	21-12	W
11/18/50	Easton	0-38	L
11/17/51	Bethlehem	0-32	L
11/22/52	Easton	7-14	L
11/21/53	Bethlehem	33-13	W
11/20/54	Easton	46-0	W
11/19/55	Bethlehem	35-6	W
11/17/56	Easton	10-27	L
11/23/57	Bethlehem	13-26	L
11/22/58	Easton	14-14	T
11/21/59	Bethlehem	28-6	W
11/19/60	Easton	3-26	L
11/18/61	Bethlehem	14-17	L
11/17/62	Easton	6-13	L
11/30/63	Bethlehem	8-15	L
11/21/64	Easton	6-6	T
11/20/65	Bethlehem	14-20	L
11/19/66	Easton	16-0	W
11/18/67	Bethlehem	6-0	W
11/23/68	Easton	6-21	L
11/22/69	Bethlehem	19-36	L
11/21/70	Easton	31-28	W
11/20/71	Bethlehem	19-48	L
11/18/72	Easton	6-14	L
11/17/73	Bethlehem	13-45	L
11/23/74	Easton	7-57	L
11/22/75	Bethlehem	14-40	L
11/20/76	Easton	21-17	W
11/19/77	Bethlehem	17-35	L
11/18/78	Easton	15-23	L
11/17/79	Bethlehem	3-24	L

11/22/80	Easton	0-32	L
11/21/81	Bethlehem	10-3	W
11/20/82	Easton	34-6	W
11/19/83	Bethlehem	14-22	L
11/17/84	Easton	28-7	W
11/23/85	Bethlehem	19-24	L
11/22/86	Easton	28-23	W
11/21/87	Bethlehem	10-17	L
11/19/88	Easton	52-45	W
11/18/89	Bethlehem	36-21	W
11/17/90	Easton	14-35	L
11/23/91	Bethlehem	18-36	L
11/21/92	Easton	32-29	W
11/20/93	Bethlehem	14-39	L
11/19/94	Easton	54-20	W
11/18/95	Bethlehem	30-37 (OT)	L
11/23/96	Easton	19-23	L
11/22/97	Bethlehem	31-43	L
11/21/98	Easton	7-31	L
11/20/99	Bethlehem	12-14	L
11/18/00	Easton	17-31	L
11/17/01	Bethlehem	6-41	L
11/23/02	Easton	14-7	W
11/22/03	Bethlehem	10-30	L
11/20/04	Easton	24-10	W
11/19/05	Bethlehem	23-19	W
11/18/06	Easton	49-27	W
11/17/07	Bethlehem	21-17	W
11/21/08	Easton	15-31	L
11/21/09	Bethlehem	21-27 (OT)	L
11/20/10	Easton	13-20	L
11/19/11	Bethlehem	13-37	L
11/17/12	Easton	21-38	L
11/23/13	Bethlehem	50-28	W
11/22/14	Bronx, N.Y.	27-7	W
11/21/15	Bethlehem	35-49	L
11/19/16	Easton	21-45	L
11/18/17	Bethlehem	31-38	L
11/17/18	Easton	3-34	L

LIBERTY (1-1-0)

9/18/2008	Lynchburg	35-21	W
9/19/2009	Easton	13-19	L

MAINE (2-8-0)

10/28/1972	Orono	6-16	L
10/27/73	Easton	23-13	W
9/10/77	Easton	10-12	L
10/28/78	Orono	25-31	L
10/27/79	Easton	21-34	L
10/4/80	Orono	3-24	L
10/3/81	Easton	17-0	W
10/9/82	Orono	14-28	L
10/8/83	Easton	38-39	L
10/6/84	Orono	20-22	L

MANHATTAN (5-0-0)

10/10/1900	Easton	11-0	W
10/16/1901	Easton	16-6	W
10/18/1902	Easton	38-5	W
10/29/1904	Easton	54-0	W
10/12/29	Easton	23-0	W

MARIST (5-0-0)

10/30/1999	Easton	38-13	W
9/6/2003	Easton	49-0	W
9/4/2004	Easton	48-7	W
9/3/2005	Poughkeepsie	40-2	W
9/1/2007	Easton	49-10	W

MASSACHUSETTS (0-1-0)

11/25/2006	Amherst	14-35	L
------------	---------	-------	---

MEDICO-CHIURGICAL (3-0-0)

10/11/1905	Easton	35-0	W
10/13/1906	Easton	34-0	W
10/17/1908	Easton	23-0	W

MERCYHURST (1-0-0)

10/22/88	Easton	52-35	W
----------	--------	-------	---

MILLERSVILLE (1-0-0)			
9/14/96	Easton	29-17	W
MONMOUTH (1-2-0)			
9/7/2002	Easton	30-29	W
9/2/2017	W. Long Branch	12-31	L
9/15/2018	Easton	20-24	L
MORAVIAN (0-2-0)			
9/28/1935	Easton	0-6	L
11/14/1936	Easton	7-28	L
MUHLENBERG (33-11-1)			
9/28/1912	Easton	20-3	W
9/27/13	Easton	7-7	T
11/7/14	Easton	24-3	W
9/25/15	Easton	14-7	W
10/27/17	Easton	0-6	L
10/26/18	Easton	0-7	L
10/4/19	Easton	13-0	W
10/2/20	Easton	20-0	W
9/24/21	Easton	48-0	W
10/14/22	Easton	62-0	W
9/29/23	Easton	20-0	W
9/27/24	Easton	13-0	W
9/26/25	Easton	20-14	W
9/28/26	Easton	35-0	W
10/1/27	Easton	38-7	W
10/6/28	Easton	56-0	W
10/5/29	Easton	23-0	W
10/4/30	Easton	13-0	W
10/3/31	Easton	26-0	W
10/1/32	Allentown	6-0	W
9/30/33	Easton	20-0	W
10/6/34	Easton	19-0	W
10/5/35	Easton	7-0	W
9/26/36	Allentown	6-19	L
10/14/39	Easton	6-7	L
10/12/40	Allentown	26-7	W
10/18/41	Easton	40-0	W
9/28/46	Easton	20-32	L
9/27/47	Easton	0-38	L
10/16/48	Allentown	46-13	W
10/8/49	Easton	35-14	W
10/14/50	Allentown	6-21	L
10/13/51	Easton	14-7	W
10/11/52	Allentown	0-37	L
10/10/53	Easton	7-20	L
10/9/54	Allentown	0-27	L
9/24/55	Easton	7-0	W
9/22/56	Allentown	26-0	W
9/28/57	Easton	20-13	W
10/4/58	Easton	27-14	W
10/3/59	Allentown	19-6	W
10/1/60	Easton	20-14	W
9/23/61	Allentown	14-13	W
9/22/62	Easton	17-0	W
10/5/63	Allentown	7-18	L
NAVY (4-8-0)			
11/21/1891	Annapolis	4-0	W
10/22/1892	Annapolis	4-22	L
11/26/1896	Annapolis	18-6	W
10/26/1898	Annapolis	0-18	L
10/28/1899	Annapolis	5-0	W
11/8/1902	Annapolis	11-12	L
10/24/1903	Annapolis	6-5	W
10/26/1907	Annapolis	0-17	L
10/9/1920	Annapolis	7-12	L
10/11/1941	Annapolis	2-41	L
10/19/1985	Annapolis	14-56	L
10/15/1994	Annapolis	0-7	L
NEW HAMPSHIRE (1-6-0)			
11/8/1980	Durham	6-26	L
11/7/1981	Easton	18-21	L
9/15/1984	Easton	7-21	L

9/14/1985	Durham	20-7	W
10/11/1986	Easton	16-20	L
10/24/1987	Durham	19-21	L
11/30/2013	Durham	7-45	L
NEW HAVEN (0-1-0)			
11/1/1997	Easton	0-38	L
NEWARK ATHLETIC CLUB (2-0-0)			
11/7/1899	Newark	16-0	W
10/27/1900	Easton	16-0	W
NEW YORK UNIVERSITY (5-6-0)			
10/31/1903	New York	8-6	W
10/14/33	Yankee Stadium	12-13	L
10/20/34	New York	7-12	L
10/31/36	New York	0-46	L
10/23/37	New York	13-0	W
10/22/38	Easton	7-6	W
11/4/39	New York	0-14	L
10/5/40	New York	9-7	W
10/4/41	Easton	0-6	L
10/7/44	New York	39-0	W
11/1/52	Easton	7-14	L
NORTH CAROLINA COLLEGE (1-0-0)			
10/20/1906	Richmond	28-0	W
NORTH DAKOTA STATE (0-1-0)			
9/3/2011	Fargo	6-42	W
NORTHEASTERN (0-2-0)			
9/21/1996	Easton	6-36	L
9/12/1998	Boston	7-41	L
OHIO WESLEYAN (1-0-0)			
11/23/1948	Easton	27-7	W
ORANGE ATHLETIC ASSOC. (4-1-0)			
11/12/1892	Orange	30-0	W
10/14/1893	Orange	0-6	L
11/13/1894	Orange	18-6	W
10/5/1895	Orange	12-0	W
10/19/1901	Orange	17-0	W
PENN STATE (5-10-1)			
11/9/1889	State College	26-0	W
10/2/1891	Easton	4-14	L
11/23/1892	Wilkes-Barre	0-18	L
10/20/1894	State College	0-72	L
10/2/1897	Easton	24-0	W
10/8/1898	Easton	0-5	L
10/31/1914	Easton	0-17	L
11/13/1915	Easton	3-33	L
11/17/1916	State College	0-40	L
10/29/1927	State College	6-40	L
11/17/1928	Easton	7-0	W
10/26/1929	State College	3-6	L
10/18/1930	Easton	0-0	T
11/14/1931	Easton	33-0	W
11/17/1934	State College	6-25	L
11/5/1938	State College	7-0	W
PENN (23-63-4)			
11/25/1882	Easton	0/0 - 1/3	L
10/27/1883	Easton	6-44	L
11/1/1884	Easton	0-21	L
10/28/1885	Easton	22-30	L
11/4/1885	Philadelphia	10-54	L
10/20/1886	Easton	12-0	W
10/30/1886	Philadelphia	10-20	L
11/16/1887	Philadelphia	20-0	W
11/7/1888	Easton	12-6	W
11/21/1888	Philadelphia	0-50	L
11/6/1889	Easton	10-8	W
11/23/1889	Philadelphia	0-14	L
10/28/1891	Philadelphia	6-15	L
11/18/1891	Easton	10-12	L
10/26/1892	Easton	6-8	L
11/16/1892	Philadelphia	4-10	L
10/28/1893	Philadelphia	0-82	L

10/31/1894	Philadelphia	0-26	L
10/26/1895	Philadelphia	0-30	L
10/24/1896	Philadelphia	6-4	W
10/23/1897	Philadelphia	0-46	L
10/22/1898	Philadelphia	0-32	L
10/21/1899	Philadelphia	6-0	W
11/10/1900	Philadelphia	5-12	L
11/5/1904	Philadelphia	0-22	L
11/4/1905	Philadelphia	6-6	T
11/10/1906	Philadelphia	0-0	T
11/2/1907	Philadelphia	0-15	L
11/7/1908	Philadelphia	4-34	L
11/6/1909	Philadelphia	6-6	T
11/5/1910	Philadelphia	0-18	L
11/11/11	Philadelphia	6-23	L
10/26/12	Philadelphia	7-3	W
10/4/13	Philadelphia	0-10	L
10/10/14	Philadelphia	0-0	T
10/30/15	Philadelphia	17-0	W
11/4/16	Philadelphia	0-19	L
11/3/17	Philadelphia	0-27	L
11/2/18	Philadelphia	0-34	L
10/25/19	Philadelphia	0-23	L
10/16/20	Philadelphia	0-7	L
11/5/21	Philadelphia	38-6	W
11/10/23	Philadelphia	8-6	W
11/1/24	Philadelphia	3-6	L
10/31/31	Philadelphia	0-3	L
11/4/33	Philadelphia	7-16	L
11/3/34	Philadelphia	0-41	L
10/26/35	Philadelphia	0-67	L
10/3/36	Philadelphia	0-35	L
10/1/38	Philadelphia	6-34	L
10/7/39	Philadelphia	0-6	L
10/5/46	Philadelphia	0-66	L
10/4/47	Philadelphia	0-59	L
9/26/59	Philadelphia	0-26	L
9/24/60	Philadelphia	14-35	L
9/30/61	Philadelphia	7-14	L
9/29/62	Philadelphia	11-13	L
9/28/63	Philadelphia	0-47	L
10/17/70	Philadelphia	20-31	L
10/16/71	Philadelphia	17-15	W
9/29/72	Philadelphia	12-55	L
9/29/73	Easton	16-14	W
10/19/74	Easton	7-37	L
10/17/75	Philadelphia	0-13	L
10/16/76	Easton	14-15	L
10/14/77	Philadelphia	7-42	L
10/21/78	Easton	20-19	W
10/19/79	Philadelphia	9-7	W
10/18/80	Easton	3-0	W
10/16/82	Easton	35-20	W
10/15/83	Philadelphia	20-28	L
11/8/86	Philadelphia	14-42	L
11/7/87	Easton	14-23	L
11/5/88	Easton	17-31	L
9/23/89	Philadelphia	12-25	L
9/29/90	Easton	20-13	W
10/5/91	Philadelphia	20-12	W
9/17/94	Philadelphia	7-27	L
9/23/95	Easton	8-28	L
9/23/2000	Philadelphia	28-45	L
9/22/01	Easton	0-37	L
9/21/02	Easton	21-52	L
9/16/06	Easton	11-21	L
9/15/07	Philadelphia	8-7	W
9/27/08	Easton	24-17	W
9/26/09	Easton	20-17(OT)	W
9/18/10	Philadelphia	14-19	L
9/17/11	Philadelphia	37-12	W
9/15/12	Easton	28-21	W
9/21/13	Philadelphia	21-27	L

PHILADELPHIA ATHLETIC CLUB (0-1-0)

11/5/1901 Philadelphia 0-23 L

PITTSBURGH (5-3-0)

11/8/13 Pittsburgh 0-13 L
 10/30/20 Pittsburgh 0-14 L
 10/1/21 Pittsburgh 6-0 W
 10/7/22 Pittsburgh 7-0 W
 10/6/23 Pittsburgh 0-7 L
 10/4/24 Pittsburgh 10-0 W
 10/3/25 Pittsburgh 20-9 W
 10/9/26 Pittsburgh 17-7 W

PRINCETON (4-43-3)

10/22/1883 Princeton 7-47 L
 10/29/1884 Princeton 0-140 L
 10/8/1887 Princeton 0-47 L
 10/22/1890 Princeton 6-26 L
 10/20/1891 Easton 0-24 L
 10/8/1892 Princeton 0-40 L
 9/30/1893 Princeton 0-20 L
 9/29/1894 Princeton 0-40 L
 10/12/1895 Princeton 0-14 L
 10/7/1896 Easton 0-0 T
 11/6/1897 Princeton 0-57 L
 10/12/1898 Princeton 0-34 L
 10/11/1899 Princeton 0-12 L
 10/20/1900 Easton 0-5 L
 10/26/1901 Princeton 0-6 L
 11/7/1903 Princeton 0-11 L
 10/12/1904 Princeton 0-5 L
 10/21/1905 Princeton 4-22 L
 10/10/1908 Princeton 0-0 T
 10/23/1909 Princeton 6-0 W
 10/15/1910 Easton 0-3 L
 10/17/14 Princeton 0-16 L
 10/16/15 Princeton 3-40 L
 10/21/16 Princeton 0-33 L
 10/11/19 Princeton 6-9 L
 10/6/45 Princeton 7-7 T
 9/24/49 Princeton 14-26 L
 10/20/51 Princeton 7-60 L
 10/18/52 Princeton 0-48 L
 9/26/53 Princeton 14-20 L
 11/6/82 Princeton 47-37 W
 11/5/83 Princeton 33-41 L
 9/26/92 Princeton 35-38 L
 9/25/93 Easton 7-21 L
 10/14/95 Princeton 0-41 L
 10/17/98 Easton 0-28 L
 10/16/99 Princeton 10-22 L
 9/16/2000 Easton 24-17 W
 9/20/02 Princeton 19-34 L
 9/27/03 Easton 28-13 W
 9/18/04 Princeton 18-35 L
 9/17/05 Easton 21-23 L
 9/23/06 Princeton 14-26 L
 9/22/07 Easton 14-20 L
 9/25/10 Princeton 33-36(20T) L
 10/6/12 Easton 14-35 L
 10/12/13 Princeton 26-42 L
 9/19/15 Easton 7-40 L
 9/17/16 Princeton 31-35 L
 9/23/17 Easton 17-38 L

RHODE ISLAND (0-3-0)

9/11/1982 Easton 10-20 L
 9/8/1984 Kingston 10-31 L
 10/26/1985 Kingston 21-41 L

RICHMOND (3-0-0)

9/30/1922 Easton 34-0 W
 9/25/2004 Richmond 21-16 W
 9/2/2005 Easton 7-0 W

ROBERT MORRIS (1-1-0)

9/29/2012 Moon Twp. 28-31 L
 9/13/2014 Easton 50-3 W

RUTGERS (30-41-1)

11/7/1882 New Brunswick 0/0 - 8/3 L
 11/10/1883 Easton 25-0 W
 11/8/1884 New Brunswick 0-26 L
 10/16/1886 Easton 28-2 W
 11/17/1886 New Brunswick 26-10 W
 10/15/1887 Easton 20-0 W
 11/12/1887 New Brunswick 36-0 W
 10/20/1888 New Brunswick 4-0 W
 10/16/1889 New Brunswick 16-0 W
 10/15/1892 Easton 8-16 L
 10/29/1892 New Brunswick 24-10 W
 11/11/1893 Easton forfeit W
 10/6/1894 New Brunswick 10-12 L
 10/30/1895 Easton 52-0 W
 10/14/1899 Easton 57-0 W
 10/20/1917 Easton 7-33 L
 10/29/21 Easton 35-0 W
 11/11/22 New Brunswick 33-6 W
 10/27/23 Easton 6-6 T
 11/8/24 Princeton 7-43 L
 11/7/25 Easton 34-0 W
 11/6/26 New Brunswick 37-0 W
 10/8/27 Easton 56-0 W
 11/10/28 New Brunswick 16-0 W
 11/9/29 Easton 20-6 W
 11/8/30 New Brunswick 31-26 W
 11/7/31 Easton 22-0 W
 11/5/32 New Brunswick 6-7 L
 11/11/33 Easton 13-20 L
 11/10/34 New Brunswick 6-27 L
 11/2/35 Easton 6-31 L
 11/6/37 Easton 13-6 W
 11/12/38 New Brunswick 0-6 L
 11/11/39 Easton 6-13 L
 11/9/40 New Brunswick 7-6 W
 11/8/41 Easton 16-0 W
 11/7/42 New Brunswick 19-13 W
 11/6/43 New Brunswick 0-13 L
 11/20/43 Easton 9-2 W
 10/28/44 Easton 19-6 W
 11/11/44 New Brunswick 39-0 W
 11/10/45 Easton 14-32 L
 11/9/46 New Brunswick 2-41 L
 11/8/47 Easton 0-20 L
 11/6/48 New Brunswick 13-34 L
 11/5/49 Easton 0-14 L
 11/11/50 New Brunswick 7-31 L
 9/29/51 Easton 12-47 L
 11/8/52 New Brunswick 6-21 L
 11/7/53 Easton 13-14 L
 11/6/54 New Brunswick 0-7 L
 11/5/55 Easton 16-7 W
 11/3/56 New Brunswick 19-20 L
 11/9/57 Easton 19-34 L
 11/8/58 New Brunswick 0-18 L
 11/7/59 Easton 14-16 L
 11/5/60 New Brunswick 8-36 L
 11/4/61 Easton 6-37 L
 11/3/62 New Brunswick 0-40 L
 11/9/63 Easton 0-49 L
 11/7/64 New Brunswick 6-31 L
 11/6/65 Easton 23-18 W
 11/5/66 New Brunswick 28-32 L
 11/4/67 Easton 3-27 L
 9/21/68 New Brunswick 7-37 L
 9/20/69 Easton 22-44 L
 9/19/70 New Brunswick 16-41 L
 9/18/71 Easton 13-7 W
 10/14/72 Easton 7-21 L
 10/13/73 New Brunswick 6-35 L
 11/9/74 Easton 0-35 L
 11/8/75 New Brunswick 6-48 L

SACRED HEART (1-4-0)

9/2/2006 Fairfield 25-14 W
 9/7/2013 Easton 24-26 L
 9/6/2014 Fairfield 14-27 L
 9/9/2017 Easton 24-38 L
 9/1/2018 Fairfield 6-35 L

ST. BONAVENTURE (1-0-0)

10/31/1925 Easton 20-6 W

ST. JOHN'S COLLEGE (PA.) (2-0-0)

10/17/1931 Easton 22-0 W
 11/12/1932 Easton 51-0 W

ST. JOSEPH'S COLLEGE (N.Y.) (1-0-0)

12/2/1918 Easton 18-13 W

ST. THOMAS (N.Y.) (1-0-0)

9/27/1930 Easton 7-0 W

SCHUYLKILL (2-0-0)

10/2/1926 Easton 47-0 W
 9/24/1927 Easton 39-13 W

SCRANTON (0-1-0)

10/7/1950 Easton 7-20 L

SPRINGFIELD (1-0-0)

10/20/1923 Easton 21-0 W

STEVENS (5-4-0)

11/3/1883 Easton 4-14 L
 11/26/1883 Hoboken 11-14 L
 11/15/1884 Easton 4-18 L
 11/27/1884 Hoboken 0-52 L
 10/24/1885 Easton 16-12 W
 11/11/1885 Hoboken 23-18 W
 10/23/1886 Hoboken 5-0 W
 11/20/1886 Easton 58-0 W
 10/25/1893 Hoboken 12-10 W

STONY BROOK (1-1-0)

10/16/2010 Easton 28-21 W
 9/24/2011 Stony Brook 20-37 L

STROUDSBURG NORMAL (2-0-0)

10/3/1908 Easton 22-0 W
 11/13/1909 Easton 43-0 W

SUPERBA ATHLETIC CLUB (1-0-0)

10/7/1908 Easton 12-0 W

SUSQUEHANNA (7-0-0)

10/6/1900 Easton 35-0 W
 10/5/1901 Easton 42-5 W
 10/4/1902 Easton 53-0 W
 10/10/1903 Easton 43-0 W
 11/14/1925 Easton 47-0 W
 11/13/1926 Easton 68-0 W
 11/12/1927 Easton 73-6 W

SWARTHMORE (12-4-0)

10/13/1886 Swarthmore 20-12 W
 10/22/1887 Easton 31-6 W
 10/13/1888 Swarthmore 18-0 W
 10/24/1894 Easton 46-0 W
 10/7/1899 Swarthmore 16-6 W
 10/13/1900 Easton 34-2 W
 10/22/1904 Easton 4-0 W
 11/11/1905 Swarthmore 0-27 L
 10/16/1909 Easton 22-0 W
 10/8/1910 Easton 6-0 W
 10/7/1911 Easton 12-5 W
 10/5/1912 Easton 0-22 L
 10/18/1913 Easton 19-0 W
 11/6/1915 Easton 17-0 W
 10/7/1916 Easton 6-10 L
 11/10/1917 Swarthmore 0-56 L

SYRACUSE (3-6-1)

10/12/1901	Syracuse	5-0	W
10/17/1906	Easton	4-12	L
11/16/1907	Syracuse	4-4	T
10/21/1911	Syracuse	10-0	W
11/9/1912	Easton	7-30	L
10/14/1944	Syracuse	7-32	L
11/1/1947	Easton	14-7	W
10/1/1949	Syracuse	13-20	L
11/4/1950	Easton	0-34	L
10/6/1951	Syracuse	0-46	L

TEMPERANCE ATHLETIC ASSOC. (3-0-0)

10/1/1892	Easton	30-0	W
10/4/1893	Easton	6-0	W
10/9/1897	Easton	64-0	W

TEMPLE (4-8-1)

11/16/1929	Philadelphia	0-13	L
11/15/1930	Philadelphia	0-43	L
11/3/1945	Philadelphia	0-20	L
9/29/1956	Easton	20-0	W
10/19/1957	Philadelphia	12-13	L
10/18/1958	Easton	35-0	W
10/17/1959	Philadelphia	52-20	W
10/15/1960	Easton	9-7	W
10/14/1961	Philadelphia	12-12	T
10/13/1962	Easton	0-21	L
11/19/1963	Philadelphia	0-31	L
10/17/1964	Easton	18-38	L
10/16/1965	Philadelphia	12-27	L

TOWSON (3-5-0)

11/2/1985	Easton	24-27	L
10/25/1997	Easton	38-0	W
10/10/1998	Towson	27-7	W
9/11/1999	Towson	7-35	L
9/9/2000	Easton	20-42	L
9/8/2001	Towson	13-16 (OT)	L
9/14/2002	Easton	23-7	W
9/13/2003	Towson	13-19	L

TRINITY (CONN.) (2-0-0)

11/11/1886	Hartford	12-0	W
11/15/1919	Easton	35-0	W

TUFTS (4-2-0)

11/15/1958	Medford	8-16	L
11/14/1959	Easton	13-0	W
11/12/1960	Medford	22-7	W
11/11/1961	Easton	27-17	W
11/16/1963	Easton	13-25	L
10/15/1966	Medford	40-0	W

URSINUS (19-1-1)

10/25/1895	Easton	56-0	W
9/30/1899	Easton	34-0	W
10/3/1900	Easton	34-0	W
9/28/1901	Easton	40-0	W
10/1/1904	Easton	12-0	W
10/7/1905	Easton	18-0	W
10/6/1906	Easton	33-0	W
10/5/1907	Easton	21-0	W
10/1/1910	Easton	10-0	W
9/30/1911	Easton	3-0	W
10/19/1912	Easton	11-0	W
11/1/1913	Easton	44-2	W
10/3/1914	Easton	7-7	T
10/2/1915	Easton	13-2	W
10/14/1916	Easton	0-6	L
10/13/1917	Easton	12-6	W
10/19/1918	Easton	17-0	W
10/29/1938	Easton	39-0	W
9/30/1939	Easton	33-0	W
9/28/1940	Easton	20-0	W
11/4/1944	Easton	34-21	W

UPSALA (2-0-0)

11/1/1930	Easton	74-0	W
10/2/1937	Easton	33-0	W

U.S. AMBULANCE (ALLENTOWN) (1-0-0)

10/6/1917	Easton	20-0	W
-----------	--------	------	---

U.S. NAVAL AIR STATION (NJ) (0-1-0)

11/17/1945	Easton	7-12	L
------------	--------	------	---

U.S. NAVAL AIR STATION (WILLOW GROVE, PA.) (1-0-0)

10/16/1943	Easton	12-0	W
------------	--------	------	---

VERMONT (2-0-0)

11/8/1969	Burlington	28-17	W
11/14/1970	Easton	31-14	W

VILLANOVA (4-2-0)

10/1/1898	Easton	16-0	W
10/4/1899	Easton	13-0	W
10/24/1914	Easton	14-3	W
11/13/1920	Easton	34-0	W
9/24/2016	Easton	14-31	L
9/16/2017	Villanova	0-59	L

VIRGINIA (1-2-1)

11/21/1890	Charlottesville	14-20	L
11/20/1891	Charlottesville	6-6	T
9/27/1941	Charlottesville	6-25	L
10/24/1942	Easton	19-13	W

VIRGINIA MILITARY INSTITUTE (0-1-0)

9/21/1991	Lexington	21-42	L
-----------	-----------	-------	---

VOLUNTEER ATHLETIC CLUB (1-0-0)

9/26/1896	Easton	44-0	W
-----------	--------	------	---

WAGNER (4-0-0)

10/2/1976	Easton	44-21	W
11/10/1979	Easton	21-3	W
9/27/2014	Easton	35-23	W
9/26/2015	Staten Island	35-24	W

WASHINGTON & JEFFERSON (12-9-2)

10/5/1898	Pittsburgh	0-16	L
10/14/1902	Washington	12-0	W
11/3/1906	Pittsburgh	14-6	W
10/9/1915	Washington	0-17	L
11/4/1922	Polo Grounds	13-14	L
11/3/1923	Polo Grounds	6-6	T
10/25/1924	Yankee Stadium	20-6	W
10/24/1925	Polo Grounds	6-7	L
10/30/1926	Philadelphia	16-10	W
10/22/1927	Easton	0-14	L
11/3/1928	Easton	13-13	T
11/2/1929	Washington	0-20	L
10/25/1930	Atlantic City, NJ	0-7	L
10/24/1931	Easton	21-0	W
10/29/1932	Easton	0-7	L
11/7/1936	Easton	6-31	L
11/13/1937	Easton	16-0	W
10/15/1938	Easton	27-0	W
11/18/1939	Easton	13-0	W
11/2/1940	Easton	25-0	W
10/19/1946	Easton	7-6	W
10/25/1947	Washington	20-12	W
10/9/1948	Easton	56-15	W

WASHINGTON & LEE (2-0-0)

10/14/1967	Easton	17-6	W
10/12/1968	Lexington	27-7	W

WASHINGTON (MD) (1-0-0)

10/10/1925	Easton	40-0	W
------------	--------	------	---

WAYNESBURG (1-0-0)

11/10/1962	Uniontown	10-0	W
------------	-----------	------	---

WESLEYAN (2-1-0)

11/13/1886	Middletown	0-26	L
11/21/1896	Easton	18-0	W
11/20/1897	Easton	41-6	W

WEST POINT ATH. ASSOC. (0-1-0)

10/7/1893	West Point	0-32	L
-----------	------------	------	---

WEST VIRGINIA (3-1-1)

10/15/1896	Fairmount	18-0	W
10/16/1896	Parkersburg	6-0	W
10/17/1896	Wheeling	34-0	W
10/15/1927	Morgantown	7-7	T
10/27/1928	Easton	0-17	L

WESTERN MARYLAND (5-0-0)

11/16/1940	Easton	40-7	W
11/15/1941	Easton	26-0	W
10/17/1953	Easton	28-0	W
11/10/1956	Easton	43-7	W
11/16/1957	Easton	40-13	W

WILLIAM & MARY (1-3-0)

9/8/2012	Williamsburg	17-14	W
9/14/2013	Easton	6-34	L
9/20/2014	Williamsburg	19-33	L
9/5/2015	Easton	7-34	L

WYOMING SEMINARY (8-0-0)

11/11/1896	Kingston	23-0	W
9/28/1897	Kingston	26-0	W
9/24/1904	Easton	35-0	W
9/30/1905	Easton	23-0	W
9/29/1906	Easton	34-0	W
9/28/1907	Easton	22-0	W
9/26/1908	Easton	10-0	W
10/2/1909	Easton	23-0	W

YALE (3-7-0)

10/12/1912	New Haven	0-16	L
10/11/1913	New Haven	0-27	L
11/16/1935	New Haven	0-55	L
10/25/1952	New Haven	0-47	L
9/22/1990	New Haven	17-18	L
9/28/1991	Easton	14-24	L
9/30/2006	Easton	34-37	L
10/3/2009	New Haven	27-21	W
10/15/2011	Easton	28-19	W
10/13/2012	New Haven	20-10	W



2018 SEASON IN REVIEW

2018 Season in Review

GAME 1 LAFAYETTE 6 SACRED HEART 35



FAIRFIELD, Conn. (9/1/18) - Lafayette's 18-point first-half deficit on the road at Sacred Heart proved too steep in the opening game of the 137th season. The host Pioneers ran up 407 yards of offense in a 35-6 final.

The Leopards used two quarterbacks in the game as sophomore Sean O'Malley (12-of-22 for 107 yards) started and then split time with classmate Cole Northrup (4-of-9 for 29 yards).

Sacred Heart marched its first possession down the field and scored six minutes into the game. Andrew O'Neill made an acrobatic catch on the end line to reel in Kevin Duke's 10-yard toss for the 7-0 advantage.

On Lafayette's second possession, sophomore Selwyn Simpson got things going, changing course after running into a pile of defenders before taking the ball toward the home sideline for a 17-yard gain. QB Sean O'Malley's block helped spring Simpson who outran three SHU defenders to

the Lafayette 42. O'Malley followed with a 23-yard strike to junior WR Nick Pearson.

The Leopards had the ball 3rd-and-10 at the Sacred Heart 35 before senior CJ Amill picked up eight yards on a draw up the middle, setting up a 44-yard field goal attempt. Senior Jacob Bissell connected with plenty to spare as Lafayette put three on the scoreboard following a six-play drive over 2:48.

The defense forced a punt at the end of the first, and the offense regained possession. Northrup took over at quarterback and remained there through the end of the half.

The hosts tacked on a score with 4:36 left in the first half. Sacred Heart had the ball 1st-and-goal at the five and ran it inside the tackles four straight times. The final, a one-yard run by Julius Chestnut, put Sacred Heart ahead 14-3.

A 54-yard run by Jordan Meachum took the ball from deep in Leopard territory after a punt to the Lafayette 45. Duke did most of the rest of the work, rushing for 18 yards before completing a six-yard pass to the corner of the endzone for the 21-3 halftime lead.

On the opening drive of the second half, Sacred Heart had the ball deep in the Lafayette half, but Yasir Thomas' first career interception and 39-yard return set up the Leopards just shy of midfield. With O'Malley back under center, the Leopards picked up two first downs, one on a completion to Jake Taggart, and the second on a pass interference penalty that took the ball to the Sacred Heart 29. On the next play, a tipped pass was intercepted and returned 71 yards by Noah Provenzano for a touchdown and a 28-3 lead.

O'Malley looked sharp on the ensuing drive, completing seven straight passes (including a 20-yarder to Pearson and a 10-yard strike to Joey Chenoweth) down to the SHU 15. Two incompletions to Pearson and a three-yard draw by Amill saw the Leopards settle for Bissell's second field goal of the game, a 29-yarder that cut the margin to 28-6.

Chestnut's second score of the game, a 31-yard run eight seconds into the fourth quarter, put Sacred Heart ahead 35-6. Lafayette avoided giving up another score when Izaiah Avent recovered a fumble that was forced by Malik Hamm.

Defensively, the Leopards were led by nine tackles from senior LB Jerry Powe and fellow senior Michael Root who had seven stops.

Lafayette (0-1)	3	0	3	0	6
Sacred Heart (1-0)	7	14	7	7	35

1st 09:02 SHU - An O'Neill 10 yd pass from Kevin Duke (Josh Freiria kick) 8 plays, 80 yards
 1st 06:20 LAFAYETT - Bissell, Jacob 44 yd field goal 6 plays, 48 yards
 2nd 04:36 SHU - J. Chestnut 1 yd run (Josh Freiria kick), 14 plays, 55 yards
 2nd 00:11 SHU - Kezio Snelling 6 yd pass from Kevin Duke (Josh Freiria kick) 5 plays, 89 yards
 3rd 08:10 SHU - N. Provenzano 71 yd interception (Josh Freiria kick)
 3rd 03:33 LAFAYETT - Bissell, Jacob 29 yd field goal 10 plays, 60 yards
 4th 14:52 SHU - J. Chestnut 31 yd run (Josh Freiria kick), 9 plays, 75 yards

	Lafayette	Sacred Heart
First Downs	16	22
Rushing	27-117	48-261
Net Yards Passing	136	146
Passes Comp-Att-Int	16-31-2	17-23-1
Total Net Yards	253	407
Fumbles/Lost	0/0	1/1
Third-down conversions	2/10	7/16
Penalties/Yards	4/20	8/52
Punts/Average	6/42	7/50

Rushing — LC: Brown 13-22, Meriwether 1-3, Simpson 1-0, Palumbo 1-0, Pearson 1-(-1), Dunn 2-(-4), O'Malley 5-(-21)
 MU: Guerriero 21-139, Jolly 4-21, Moore 1-13, Jones 2-6, Bahar 7-0, Team 2-(-4)

Passing — LC: O'Malley 27-42-2 for 262 yards MU: Bahar 22-20-2 for 243 yards

Receiving — LC: Mrazek 9-80, Palumbo 5-76, Wadsworth 5-14, Pearson 3-58, Brown 3-16, Chenoweth 1-17, Franzese 1-1 MU: White 8-120, Powell 4-46, Guerriero 2-16, Jolly 2-12, Castronuova 2-12, Clark 1-15, Grasso 1-10, Jones 1-6, Moore 1-6

GAME 2 LAFAYETTE 0 DELAWARE 37



NEWARK, Del. (9/8/18) - Delaware shut out Lafayette 37-0 on at Delaware Stadium. The Blue Hens, who were receiving votes in both Top 25 polls, churned out 414 yards of total offense led by quarterback Pat Kehoe.

The junior signal caller threw for three touchdowns and finished the day 18-of-28 for 279 yards while completing passes to nine receivers. The Blue Hens' offense held a distinct advantage in time of possession 38:31 to 21:29.

Lafayette's offense remained without a touchdown for the second straight week, held scoreless for the first time since Nov. 11, 2017 (Colgate, 27-0). Sophomore QB Sean O'Malley ended the day 17-of-33 for 111 yards with one interception. Classmate Cole Northrup also played several series, completing one pass for one yard with one INT. Defensively for the Leopards Michael Root, Trent Crossan and Major Jordan had 11, 10 and 10 tackles, respectively. Freshman Malik Hamm registered five stops, including three

tackles for loss with a forced fumble, a fumble recovery and a fumble return.

The hosts put up 14 points in the first quarter. The Leopards were forced to punt on the first offensive possession and Delaware (1-1) took over near midfield. Eight plays later, Kehoe found TE Charles Scarff in the corner of the end zone for a 10-yard touchdown catch over Yasir Thomas.

On Delaware's second offensive possession, the Leopard defense forced a three-and-out and a punt. Eric Mitchell fumbled the punt and Nasir Adderley recovered at the Lafayette 31. A Jerry Powe sack, one of his nine tackles on the day, left Delaware 3rd and-16 at the Lafayette 26 before Kehoe completed a 20-yard pass to Vinny Papale. Kehoe then hit Bryce De Maille across the goal line for a seven-yard TD toss and a 14-0 advantage.

Delaware took a 21-0 lead four minutes into the second quarter. DeJoun Lee used a 35-yard run and a 12-yard scamper to set up a Kehoe's third TD pass of the day, a 15-yard connection with Papale.

The Leopards' next drive started at midfield after J.J. Younger's 43-yard kickoff return. Northrup, who took over for O'Malley at the end of the third quarter, was under center for the drive. A bad shotgun snap resulted in a 15-yard loss and the Leopards punted for the third time in the game.

Lafayette's defense and Hamm held Delaware out of the end zone just before the half. He sacked Kehoe, stripped him of the ball, recovered the fumble and then returned it 22 yards. Hamm was one of two freshmen to start on the defensive line, joining Ian Grayson. Delaware led 21-0 at halftime.

The Leopards had one first down in the first half and eclipsed that total on the first drive of the second half. O'Malley hit Quinn Revere (8 yards) and Julian Spigner (11 yards) as Lafayette moved inside the Delaware 40-yard line. Delaware brought intense pressure on third and fourth downs on a pair of screen passes, one to each side, of the field were incomplete.

Delaware took over at its own 32-yard line and marched 68 yards for the score. A 20-yard pass from Kehoe to Owen Tyler, who found himself with linebacker coverage, set up the Blue Hens at the seven. Kani Kane finished off the drive, bowling his way into the end zone for the 28-0 margin.

Just before the horn at the end of the third quarter the Leopards opted for the fake punt. Harrison Greenhill completed a short pass to Nick Pearson who ran 24 yards for the first down. The Leopards picked up another first down on a seven-yard toss to Mike Dunn. The drive continued to the Delaware 24 before O'Malley was picked off in the end zone.

Delaware tacked on two more scores. Khoury Spruill capped a 15-play drive that covered 80 yards with a four-yard run for the 35-0 lead. After Delaware booted a punt to the one-yard line, the Blue Hens stopped Mike Dunn in the end zone for a safety, the first safety Lafayette surrendered since 2011.

On the day, Lafayette was 3-of-13 on third down while Delaware converted 9-of-16 tries.

Lafayette (0-2)	0	0	0	0	0
Delaware (1-1)	14	7	7	9	37

1st 08:55 DEL - Scarff 10-yd pass from Kehoe (Raggio kick)
 1st 02:02 DEL - De Maille 7-yd pass from Kehoe (Raggio kick)
 2nd 11:38 DEL - Papale 15-yd pass from Kehoe (Raggio kick)
 3rd 07:20 DEL - Kane 7-yd run (Raggio kick)
 4th 05:59 DEL - Spruill 4-yd run (Raggio kick)
 4th 01:08 DEL - Team safety

	Lafayette	Delaware
First Downs	8	22
Rushing	11-(-18)	48-135
Net Yards Passing	136	279
Passes Comp-Att-Int	19-38-2	18-29-0
Total Net Yards	118	414
Fumbles/Lost	2/2	1/1
Third-down conversions	3/13	9/16
Penalties/Yards	4/53	4/31
Punts/Average	6/37.5	4/35.8

Rushing — LC: Northrup 2-7, Younger 1-2, Eisler 1-0, Dunn 2-0, Simpson 3-0, O'Malley 1-(-12) DEL: Lee 11-93, Kane 17-54, Spruill 8-18, Hanson 2-4, Robinson 2-(-5), Kehoe 6-(-18)

Passing — LC: O'Malley 17-33-1 for 111 yards, Northrup 1-4-1 for 1 yard, Greenhill 1-1-0 for 24 yards DEL: Kehoe 18-28-0 for 279 yards

Receiving — LC: Pearson 4-41, Revere 3-26, Taggart 3-17, Spigner 2-19, Chenoweth 2-10, Dunn 2-8, Scott 1-8, Younger 1-5, Eisler 1-2 DEL: Papale 4-74, Scarff 4-51, Walker 3-60, Pitts 2-31, Tyler 1-20, Kane 1-15, Jarmon 1-12, McElhenie 1-9, De Maille 1-7

**GAME 3 LAFAYETTE 20
MONMOUTH 24**



EASTON, Pa. (9/15/18) - Monmouth used two second-half scores to rally past Lafayette 24-20 in the Leopards' home opener at Fisher Stadium.

Lafayette led for 40 minutes, taking a one-point advantage in the first quarter before surrendering it at the end of third quarter. Sophomore quarterback Sean O'Malley completed 20-of-37 for 221 yards with a touchdown and no interceptions. Nearly half of O'Malley's passing yards went to junior Nick Pearson who reeled in five catches for 106 yards. The Leopards were not penalized in the game.

The game started with fireworks as Monmouth's offense, which returned 10 starters from a 9-3 squad in 2017, drove 78 yards on the first possession of the game to put points on the board. QB Kenji Bahar connected with Pete Guerriero on a wheel route in the corner for a TD and a 6-0 score.

It didn't take long for the Leopards to grab the lead. Freshman J.J. Younger ripped off a 95-yard kick return for touch-

down, the fifth-longest run back in school history. It was Younger's first career touchdown and the first for the Leopards in 2018. Jacob Bissell's PAT was true and Lafayette led 7-6.

A sustained drive extended the Leopards' lead at the end of the first quarter. Lafayette took over at its own four-yard line and ran off 12 plays. O'Malley completed five passes to four different receivers on the drive, picking up a pair of third-down conversion in the process. The drive ended with a five-yard strike from O'Malley to classmate Quinn Revere in the center of the endzone for his first touchdown reception. The PAT was blocked and Lafayette led 13-6 at the end of the first quarter.

Five minutes into the second quarter, Monmouth (2-1) answered with a 25-yard field goal after the Leopard defense stopped the Hawks on three plays inside the Lafayette 10.

When the Leopards got the ball back, they put together another lengthy drive, running 7:33 off the clock before Pearson took an end around in five from yards out. On the drive, the Leopards were 4-of-4 on third down. Lafayette led 20-9 after Bissell's PAT.

Another quick score came Monmouth's way. Bahar (28-of-40 for 334 yards) completed five straight passes to take the Hawks deep into the Lafayette end. Then he ran 14 yards to set up the offense 1st-and-goal at the Leopard four-yard line. On the next play, Devell Jones ran straight up the middle into endzone to cut Lafayette's lead to 20-15 at halftime.

As the second half opened, the Leopards' attempted a 53-yard field goal that was blocked. The visitors took the lead at the end of the third quarter. Lafayette stopped Monmouth on a 2nd-and-10 situation, but accepted a penalty that moved Monmouth to the Lafayette 43-yard line with an untimed down at the end of the third quarter. Guerriero (18-110) broke free for a 43-yard touchdown on that untimed down as Monmouth led 21-20.

In the fourth, the Leopards' offense was forced to punt to start the quarter. Monmouth then put together its own lengthy drive, using 15 plays to cover 70 yards before ending with a Matt Mosquera 27-yard field goal.

Trailing 24-20 with 5:24 left in the game, the Leopards got the ball back, and the opening play of the drive put Lafayette in stellar field position. O'Malley hit Pearson for a 43-yard connection to the Monmouth 27-yard line. Passes to Revere (6 yards) and Pearson (11 yards) put Lafayette 1st-and-goal at the 10-yard line. The Monmouth defensive tightened up, stopping Lafayette four straight times, including the final play when O'Malley couldn't connect with Joey Chenoweth in the endzone.

The Maroon and White defense came through with one more stop, forcing a punt with less than a minute to play. A first-down sack of O'Malley and three straight incompletions ended the game.

Defensively, it was a solid effort for the Leopards who gave up 528 yards of total offense but just 24 points. Linebackers Michael Root and Major Jordan combined for 17 tackles. Freshman Malik Hamm continued to impress, finishing with seven stops and two tackles for loss.

Lafayette (0-3)	13	7	0	0	20
Monmouth (2-1)	6	9	6	3	24

- 1st 10:12 MON - Guerriero 12-yd pass from Bahar (Smyth pass failed)
- 1st 10:01 LC - Younger 95-yd kickoff return (Bissell kick)
- 1st 01:42 LC - Revere 5-yard pass from O'Malley (Bissell PAT blocked)
- 2nd 10:16 MON - Mosquera 25-yard field goal
- 2nd 02:43 LC - Pearson 5-yard run (Bissell kick)
- 2nd 01:05 MON - Jones 4-yd run (Bahar rush failed)
- 3rd 00:00 MON - Guerriero 43-yd run (Guerriero rush failed)
- 4th 05:24 MON - Mosquera 27-yard field goal

	Lafayette	Monmouth
First Downs	18	26
Rushing	27-48	31-194
Net Yards Passing	221	334
Passes Comp-Att-Int	20-37-0	28-40-0
Total Net Yards	269	528
Fumbles/Lost	2/0	1/0
Third-down conversions	6/14	4/12
Penalties/Yards	0/0	8/85
Punts/Average	5/43.4	4/32.8

Rushing — LC: Simpson 5-17, Dunn 6-13, Amill 7-12, Pearson 4-7, Younger 1-2, O'Malley 3-0 MON: Guerriero 18-110, Bahar 5-47, Grasso 1-24, Jones 5-11, Farri 2-2

Passing — LC: O'Malley 20-37-0 for 221 yards MON: Bahar 28-40-0 for 334 yards

Receiving — LC: Pearson 5-106, Revere 4-33, Chenoweth 4-23, Spigner 3-34, Eisler 1-11, Simpson 1-8, Amill 1-4, Scott 1-2 MON: Batts 7-93, White 7-86, Powell 6-66, Grasso 2-24, Greene 2-23, Guerriero 2-19, Clark 1-15, Castronuova 1-8

**GAME 4 LAFAYETTE 0
COLGATE (NO. 24) 45**



HAMILTON, N.Y. (9/22/18) - Colgate scored on three of Lafayette's first-half turnovers on the way to a 45-0 final in the Patriot League opener for the Leopards.

Lafayette trailed the entire game. On the Raiders first possession at Kerr Stadium, Colgate put together a lengthy drive that covered 86 yards on nine plays. Soph. QB Grant Breneman punched in a three-yard touchdown to lead 8-0. Breneman finished the day with 17 carries for 55 yards and completed 12-of-17 for 115 yards in the air with another TD.

The hosts took advantage of a special teams miscue after Lafayette's offense went three-and-out. The snap to punter Jacob Bissell, who had a career-long 64-yard punt and another punt of 60 yards in the game, was low and Lafayette turned it over at its own 11-yard line. The Raiders scored three plays later when James Holland rumbled in for a one-yard score for a 15-0 lead.

Lafayette got the offense going on the next drive. Sean O'Malley hit Nick Pearson for 23 yards to the 43-yard line. Then O'Malley picked up a 3rd-and-10 with a 13-yard carry. He followed with a 25-yard screen pass to J.J. Younger out of the backfield to the Colgate six-yard line. A fumble in the backfield and a short run by Selwyn Simpson left Lafayette 3rd-and-goal at the eight-yard line. O'Malley was intercepted on the next play by Abu Daramy-Swaray who returned it to the Lafayette 32-yard line.

The succeeding drive ended saw the Colgate offense keep moving the ball, using a 13-play scoring march. Malik Twyman caught a 14-yard pass from Breneman at 11:14 in the second to lead 22-0.

Special teams affected the game again just before halftime when Daramy-Swaray returned Bissell's punt 77 yards for a score. Then, the Leopards turned it over on their next offensive possession. O'Malley's pass hit off the hands of Joey Chenoweth and fell to Tyler Castillo. He returned it 52 yards to the Leopard three-yard line before O'Malley wrestled him down. Eight seconds later, Breneman handed off to Alex Mathews who scored and ran the halftime margin to 36-0.

Three minutes into the fourth quarter, the Leopards had a chance to get on the scoreboard. A 44-yard O'Malley (10-for-26 for 153 yards) to Julian Spigner toss set up Lafayette at the Colgate 13-yard line. Lafayette was forced to settle for a 27-yard field-goal attempt by Bissell that missed wide.

Lafayette had another solid scoring opportunity late in the game set up by a 13-yard toss to Quinn Revere and a 28-yard connection to a diving Jake Liedtka, both from Cole Northrup (4-of-5 for 39 yards). The Leopards had the ball 4th-and-5 at the seven-yard line, but Northrup's swing pass to Mike Dunn was stopped by an open-field tackle to keep Lafayette out of the endzone for the second time this season.

Lafayette (0-4, 0-1)	0	0	0	0	0
Colgate (3-0, 2-0)	15	21	9	0	45

- 1st 08:13 COL - Breneman 3-yd run (Ferrari rush)
- 1st 05:34 COL - Hollan 1-yard run (Puzzi kick)
- 2nd 11:13 COL - Twyman 14-yard pass from Breneman (Puzzi kick)
- 2nd 01:47 COL - Daramy-Swaray 77-yard punt return (Puzzi kick)
- 2nd 00:09 COL - Mathews 3-yard run (Puzzi kick)
- 3rd 09:34 COL - Puzzi 33-yard field goal
- 3rd 00:08 COL - Holland 2-yard run (Puzzi kick failed)

	Lafayette	Colgate
First Downs	14	23
Rushing	23-40	56-279
Net Yards Passing	192	115
Passes Comp-Att-Int	14-31-2	12-17-0
Total Net Yards	232	394
Fumbles/Lost	4/2	1/0
Third-down conversions	1/11	8/14
Penalties/Yards	2/30	10/78
Punts/Average	5/49.4	5/35.0

Rushing — LC: O'Malley 6-21, Simpson 8-21, Amill 3-11, Dunn 3-8 COL: Holland 14-98, Breneman 17-55, Ferrari 3-51, Twyman 7-36, Cox 10-24, Mathews 3-9, Attwood 2-6

Passing — LC: O'Malley 10-26-2 for 153, Northrup 4-5-0 for 39 yards COL: Breneman 12-17-0 for 115 yards

Receiving — LC: Pearson 2-57, Spigner 2-50, Revere 2-26, Younger 2-25, Liedtka 1-28, Reedy 1-4, Taggart 1-3, Evans 1-3, Eisler 1-1, Dunn 1-(-5) COL: Diaco 3-35, Twyman 2-15, Holland 2-9, Rockett 1-20, Martinsen 1-11, Wingeroth 1-11, Caine 1-8, Bevino 1-6

GAME 5 LAFAYETTE 31
CENTRAL CONN. ST. 24



EASTON, Pa. (9/29/18) - Senior captain CJ Amill was the difference maker, leading the Leopards to a 31-24 win over Central Connecticut State at Fisher Stadium. His decisive 23-yard TD scamper came with 33 seconds left in the game. The tailback rushed for two scores, but it was his first touchdown of the night that kick-started things for the Leopards in the first quarter. The teams traded punts on the first four possessions and CCSU's second punt of the game handed Amill and the Lafayette special teams a chance to get going. Amill caught the ball and made two moves, the second one springing him for a 57-yard punt return for touchdown, the first of his career and first for the Leopards' since 2007.

That spurred the action in the game. CCSU (2-3) answered with a lengthy drive to close out the quarter. The Blue Devils covered 75 yards on 11 plays before ending with a 15-yard toss from Jacob Dolegala (22-of-36 for 202 yards) to Tyshaun James to knot the game at 7-7.

In the second quarter, a 46-yard toss from Sean O'Malley to a diving Nick Pearson set up another scoring chance. The Leopards attempted a 24-yard field goal that missed wide left and the game remained tied.

Central Connecticut put together another extended drive (74 yards on 9 plays). Enyce Walker did the bulk of the work on the scoring march with 54 rushing yards. His 34-yard run on 3rd-and-4 near midfield set up the score, taking the ball to the 11-yard line. Four plays later, Walker jammed himself across the goal line for a 14-7 lead.

The Leopards tied the game just before halftime, rolling up 78 yards on eight plays over 1:50. The final play, an 11-yard spinning run by Amill, and PAT by Jeffrey Kordenbrock knotted the game at 14-14. Amill finished the night with eight carries for 34 rushing yards and 118 all-purpose yards.

The visitors made the most of the final 40 seconds of the half. A Keith Earle sack of Dolegala left CCSU 2nd-and-17 at its own 30, but on the next play Dolegala used a shovel pass to Drew Jean-Guillaume to pick up 37 yards. That set up a 50-yard field-goal attempt. Francis Cole booted it through the uprights at the Kirby Sports Center endzone and CCSU led 17-14 at halftime following the school-record kick.

As the second half opened, Lafayette's defense forced a punt and the offense took over at its own 20-yard line. O'Malley and the Leopards put together a 13-play scoring drive over the next seven minutes. The key play was a 28-yard strike to Chris Granjean on 3rd-and-5 at CCSU 37-yard line on a night when Lafayette converted 10-of-16 third-down opportunities. A three-yard O'Malley pass to Steven Stilianos in the back of the endzone gave the Leopards a 21-17 lead. O'Malley ended the day 30-of-41 for a career-best 328 yards.

Another key third-down conversion from O'Malley to Granjean, this time a 32-yard pass on 3rd-and-4 at the Lafayette 41, set up Lafayette's next score. Forty-six seconds into the fourth quarter, Kordenbrock kicked a 24-yard field goal as Lafayette led 24-17. Granjean, who had primarily been a special teams contributor previously, finished the day with six catches for 104 yards, both career highs.

The defense came through with another stop on the Blue Devils' ensuing possession. Harrison Greenhill blocked a 42-yard field goal attempt by Cole to maintain the 24-17 lead. CCSU tied the game on its next offensive possession. On the 10th play, Dolegala kept the ball and ran in from three yards out to tie the game at 24-24 with 2:24 left.

The Leopards were not to be denied in front of the home crowd on Family Weekend. J.J. Younger's 37-yard kick-off return put Lafayette near midfield. O'Malley completed two passes to Quinn Revere for 18 yards and one each to Granjean (12 yards) and Julian Spigner (8 yards) to move to the 31-yard line. On the next play, Amill took the handoff and weaved through traffic for the 23-yard score as Lafayette led 31-24.

The visitors got the ball back with 33 seconds left, but freshman DL Billy Shaeffer forced a fumble that Major Jordan recovered to seal the victory. Jordan led the team with eight tackles on the night as the Lafayette defense limited CCSU to 364 yards and stopped the Blue Devils on 8-of-13 third-down chances.

Lafayette (1-4) 7 7 7 10 31
Central Conn. St. (2-3) 7 10 0 7 24

- 1st 05:28 LC - Amill 57-yd punt return (Bissell kick)
- 1st 00:24 CCSU - James 15-yard pass from Dolegala (Cole kick)
- 2nd 02:30 CCSU - Walker 1-yard run (Cole kick)
- 2nd 00:40 LC - Amill 11-yard run (Kordenbrock kick)
- 2nd 00:00 CCSU - Cole 50-yard field goal
- 3rd 04:23 LC - Stilianos 3-yard pass from O'Malley (Kordenbrock kick)
- 4th 14:14 LC - Kordenbrock 24-yard field goal
- 4th 02:23 CCSU - Dolegala 3-yard run (Cole kick)
- 4th 00:33 LC - Amill 23-yard run (Kordenbrock kick)

	Lafayette	CCSU
First Downs	21	20
Rushing	26-84	31-162
Net Yards Passing	328	202
Passes Comp-Att-Int	30-41-0	23-36-0
Total Net Yards	412	364
Fumbles/Lost	1/0	2/1
Third-down conversions	10/16	5/13
Penalties/Yards	4/38	4/28
Punts/Average	5/43.2	4/38.8

Rushing — LC: Amill 8-34, Simpson 11-21, Granjean 2-16, Younger 1-7, O'Malley 1-7, Revere 2-1 CCSU: Walker 11-73, Guillaume 9-37, Dolegala 9-37, Dawson 2-15

Passing — LC: O'Malley 30-41-0 for 328 yards CCSU: Dolegala 23-36-0 for 202 yards

Receiving — LC: Revere 10-86, Granjean 6-104, Pearson 3-58, Spigner 3-26, Amill 3-25, Stilianos 3-18, Younger 1-6, Simpson 1-5 CCSU: James 6-46, Guillaume 5-63, Garcia 4-17, Rush 3-39, Gilmore 2-21, Anderson 1-6, Zidor 1-5, Walker 1-5

GAME 6 LAFAYETTE 6
GEORGETOWN 13



EASTON, Pa. (10/13/18) - Lafayette dropped a defensive battle to Georgetown, 13-6 in the Leopards' second Patriot League game.

The Leopards were led by junior wide receiver Nick Pearson who racked up a career-high 140 receiving yards on another career-best 10 receptions. Sophomore running back Selwyn Simpson had a productive day, averaging 4.1 yards per carry on 11 touches for 45 yards while making three receptions for 29.

Defensively, freshman lineman Malik Hamm made a career-high nine tackles, including seven solo, registered a sack and forced a fumble. Senior defensive back Yasir Thomas made five stops to go along with a key pass breakup on a third down.

After a scoreless opening frame, the Hoyas (3-4, 2-0) opened things up after taking over with prime field position following an interception. Georgetown put together a seven-

play, 34-yard drive that was capped off by six-yard read-option by Georgetown Gunther Johnson. The Hoyas did not convert the two-point try.

After a Leopold punt to the 50-yard line, Georgetown again had solid field position. The Hoyas used 10 plays to cover half of the field, finding the end zone once more on a one-yard quarterback run to take a 13-0 lead with 3:53 left before intermission. Johnson finished the 11-of-21 for 73 yards and had 10 net rushing yards.

The Leopards used the remaining time to get on the scoreboard, converting a pair of third-down opportunities. Sophomore quarterback Sean O'Malley hit classmate Quinn Revere over the middle for a nine-yard pick up to give the Leopards a first down at the Georgetown 25-yard line.

The drive stalled after the Leopards were whistled for an offensive pass interference call that backed them outside of the red zone. The Maroon and White settled for 40-yard field goal by a Jeffrey Kordenbrock as Lafayette entered halftime trailing 13-3.

The defenses shined in the third quarter as both offenses were only able to earn a combined two first downs in the period. That trend continued into the fourth quarter. The Leopard D was especially effective after a fumble gave the Hoyas the ball at the Lafayette 25-yard line. A holding penalty and a Hamm sack forced Georgetown to punt with its 13-3 lead intact.

With less than a minute left in the game, Lafayette worked its way into the Hoya territory where Kordenbrock knocked through another 40-yarder to cut the deficit to 13-6.

The ensuing sideside kick attempt was recovered by Georgetown to seal the game.

O'Malley finished the day 25-of-49 for 250 yards with three interceptions. His 49 passing attempts were the most of his career, completing passes to seven receivers.

Lafayette (1-5, 0-2) 0 3 0 3 6
Georgetown (3-4, 2-0) 0 13 0 0 13

- 2nd 11:42 GU - Johnson 6-yard run (rush failed)
- 2nd 05:45 GU - Johnson 1-yard run (Hurst kick)
- 2nd 00:04 LC - Kordenbrock 40-yard field goal
- 4th 00:21 LC - Kordenbrock 40-yard field goal

	Lafayette	Georgetown
First Downs	18	9
Rushing	23-33	38-95
Net Yards Passing	250	73
Passes Comp-Att-Int	25-49-3	11-21-0
Total Net Yards	283	168
Fumbles/Lost	1/1	1/0
Third-down conversions	4/16	4/15
Penalties/Yards	5/54	5/46
Punts/Average	7/37.7	11/37.7

Rushing — LC: Simpson 11-45, Amill 6-10, Pearson 1-6, Dunn 1-4, O'Malley 4-(32) GTOWN: Saffold 15-43, Moultrie 6-40, Johnson 8-10, Tolliver 5-6, Tomas 2-5

Passing — LC: O'Malley 25-49-3 for 250 yards GTOWN: Johnson 11-21-0 for 73 yards

Receiving — LC: Pearson 10-140, Stilianos 4-28, Simpson 3-29, Spigner 3-21, Revere 2-17, Amill 2-2, Granjean 1-13 GTOWN: Edwards 4-40, Tolliver 2-13, Tomas 2-8, Saffold 1-7, Miller 1-6, Williams 1-(1)

GAME 7 LAFAYETTE 29
BUCKNELL 27



LEWISBURG, Pa. (10/20/18) - Lafayette claimed its first conference victory with a 29-27 win over Bucknell at Christy Mathewson-Memorial Stadium. Five different players scored for the Leopards who managed a season-best 134 rushing yards to go along with three rushing touchdowns. The Maroon and White defense held Bucknell to minus-two rushing yards.

Selwyn Simpson, Mike Dunn and Sean O'Malley all punched in scores on the ground. O'Malley finished the afternoon 17-of-25 for 155 yards through the air while connecting with eight receivers.

The Leopards found themselves trailing early after Bucknell (1-7, 1-2) scored on its opening drive of 83 yards on six plays. QB Logan Bitikofer found Andrew Owers for a 14-yard touchdown pass five and a half minutes into the game.

Lafayette didn't waste much time answering the score. J.J. Younger returned a kick off 48 yards to set up the offense

with good field position. Lafayette faced 4th-and goal at the one-yard line before Selwyn Simpson's second effort pushed across the score to knot the game at 7-7 with 4:23 left in the first quarter.

Bucknell broke the tie when Bitikofer found a wide-open Owers for his second touchdown of the game. Owers' 28-yard score followed a 26-yard completion to Alan Butler that converted a 3rd-and-6 from the Bucknell 42-yard line.

Just before halftime, the hosts picked off Sean O'Malley on a tipped pass and the Bison offense took over at the Lafayette 23-yard line. The defense came up with a 13-yard sack by Andrew Chuma and stopped the Bison on downs to leave the halftime score at 14-7.

In the third quarter, the Leopards used the running game to tie the score. Mike Dunn picked up a key third-down conversion at the Bucknell 29, scampering for 16 yards. On the next play, he finished off the 61-yard drive with a 13-yard scoring run, his first of the season and second of his career to knot the game at 14-14.

Bucknell's defense scored the next points of the game. Sterling Deary stepped in front of an O'Malley pass and returned it 41 yards to the end zone for a touchdown. Bucknell led 21-14.

The Leopards opened up the playbook on their next drive. The play after running a reverse Julian Spigner took the backward pass from O'Malley in the backfield and completed a 45-yard pass to Zadok Scott who took it all the way to the two-yard line. Two plays later, O'Malley ran it in from five yards out. The PAT was no good and Lafayette trailed 21-20 with three minutes left in the third.

Just before the end of the quarter, the Leopard defense came up with another big play. The front four brought the pressure and Trent Crossan picked off Bitikofer and took the ball back to the Bucknell 32-yard line.

On the resulting drive, O'Malley zipped a pass to Quinn Revere in the back of the endzone for a 10-yard scoring strike. The two-point conversion attempt was picked off and the Leopards led 26-21 with 13:40 left in the game.

The Leopards started their next offensive possession at midfield after a kick-catch interference penalty, targeting call and ejection of Deary. Lafayette took advantage, extending the lead to 29-21 with a 33-yard Kordenbrock field goal.

Bucknell pulled with two points, 29-27, with 4:25 left in the game. Bitikofer hit Justin Bethea for a 40-yard touchdown pass, but the resulting try for two was tipped and knocked down, preserving Lafayette's margin.

Lafayette punted on its next offensive possession and it was up to the Leopard defense. Jerry Powe came up with a crucial sack on third down near midfield, placing Bucknell 4th-and-17 at its own 41-yard line. On the next play, Keith Earle applied even more pressure, and his 16-yard sack essentially ended the game.

On the whole, the defense was led by nine tackles from senior middle linebacker Michael Root, seven stops from sophomore linebacker Major Jordan and six from Powe who had one of the Leopards' three well-timed sacks.

Lafayette (2-5, 1-2)	7	0	13	9	29
Bucknell (1-7, 1-2)	7	7	7	6	27

- 1st 09:27 BU - Owers 14-yard pass from Bitikofer (Torres kick)
- 1st 04:23 LC - Simpson 1-yard run (Kordenbrock kick)
- 2nd 02:54 BU - Owers 28-yard pass from Bitikofer (Torres kick failed)
- 3rd 09:08 LC - Dunn 13-yard run (Kordenbrock kick)
- 3rd 05:55 BU - Deary 41-yard interception return (Torres kick)
- 3rd 03:03 LC - O'Malley 5-yard run (kick failed)
- 4th 13:40 LC - Revere 10-yard pass from O'Malley (pass failed)
- 4th 07:11 LC - Kordenbrock 33-yard field goal
- 4th 04:25 BU - Bethea 40-yard pass from Bitikofer (pass failed)

	Lafayette	Bucknell
First Downs	19	15
Rushing	42-138	25-(-2)
Net Yards Passing	200	294
Passes Comp-Att-Int	18-26-2	22-32-1
Total Net Yards	338	292
Fumbles/Lost	1/0	0/0
Third-down conversions	5/13	6/14
Penalties/Yards	3/24	6/46
Punts/Average	3/37.0	5/46

Rushing — LC: Simpson 13-41, Dunn 7-38, Amill 6-31, Pearson 3-23, O'Malley 2-7, Granjean 1-5 BU: Bitikofer 7-21, Cooper 15-20, Earle 2-(-26)

Passing — LC: O'Malley 17-25-2 for 155 yards, Spigner 1-1-0 for 45 yards BU: Bitikofer 19-27-1 for 267 yards, Earle 3-5-0 for 27 yards

Receiving — LC: Pearson 5-52, Revere 4-47, Scott 2-57, Simpson 2-23, Granjean 2-7, Eisler 1-6, Spigner 1-5, Younger 1-3 BU: Sanders 7-66, Cooper 5-24, Bethea 4-111, Owers 3-50, Twiford 2-17, Butler 1-26

GAME 8 LAFAYETTE 21
FORDHAM 13



BRONX, N.Y. (10/27/18) - Lafayette used a potent running attack to post its second straight Patriot League victory, rolling up a season-high 280 rushing yards in a 21-13 final at Fordham.

Sophomore Selwyn Simpson (12-112) and C.J. Amill (25-133) took turns hammering at the Fordham defense and combined for all three scores in the game. The Leopard defense turned in a dominating performance, holding Fordham to minus-20 rushing yards and just 122 total yards in the game which ended with a second-half shutout.

The weather was a factor for both teams with wind gusts approaching 30 miles per hour to accompany rain most of the afternoon. Accordingly, the Leopards kept the ball on the ground, running 58 times while passing just nine.

Fordham (1-7, 1-2) drew first blood in the second quarter. Just before the end of the opening stanza, the Rams converted a 4th-and-1 at the Leopard 29 on a four-yard rush by

Naim Mayfield. A 20-yard toss from Tim DeMorat (15-32-2 for 142) to Hunter Harris set up the scoring play. DeMorat hit Isaiah Searight for an eight-yard TD toss just a minute into the second quarter.

Things picked up for the Leopards on their next possession. Lafayette dialed up the run eight straight plays on carries by Amill, Sean O'Malley and Simpson. The final carry was a 38-yard breakaway by Simpson to the left side to knot the game at 7-7 with 9:48 left in the first half.

The Leopards' first turnover came four minutes later and proved costly. A 66-yard wind-aided punt had pinned Lafayette at its own goal line. O'Malley fumbled on a run and the Rams took over at the four-yard line. DeMorat hit Austin Longi for a four-yard TD pass and a 13-7 lead after the snap on the PAT was mishandled.

Lafayette's defense came up with its own turnover when freshman Colin Hurlbrink recovered a fumble by DeMorat at the Fordham 39-yard line. Initially, ruled down, the play was reviewed and the officials determined that DeMorat didn't have possession of the ball.

The offense took advantage. Four straight runs, two by Nick Pearson and two by Amill, manufactured the go-ahead score. Amill ran 31 yards toward the visitor's sideline and in for the score. Jeffrey Kordenbrock's PAT was good and Lafayette led 14-13 at halftime.

Lafayette's 145 yards in the first half surpassed its single-game high entering the contest (134 vs. Bucknell on Oct. 20) while the defense held Fordham to minus-15 on the ground in the opening 30 minutes.

Lafayette got the ball against the wind to start the second half. The offense picked up two first downs before punting. Jacob Bissell unleashed a 42-yard punt into the wind that rolled to the Fordham three-yard line.

The defense forced its own punt Lafayette took over near midfield. The running game continued to churn out the yards. Simpson took off for a 51-yard run that set up his one-yard touchdown run two plays later. Lafayette led 21-13 with 8:26 left in the third quarter.

With 5:50 left in the fourth, the Leopards' defense continued to pressure DeMorat. No. 99 Malik Hamm broke through for his third sack of the game which forced a Fordham punt. It was the first time since Nov. 19, 2016 that a Lafayette player managed three sacks in a game when No. 99 Robin Cepeda accomplished the feat.

The Leopards' offense stayed on the ground, settling for a 46-yard field-goal attempt by Kordenbrock that was short and left of the upright in the misting rain.

Fordham took over at the Lafayette 29-yard line with 2:47 left in the game and no timeouts. The Rams picked up one first down before defensive end Keith Earle dropped back off the line and picked off DeMorat for the Leopards' second interception of the game (first of Earle's career). Earle and Eric Mitchell combined to give Lafayette its first two-interception day of the season.

Lafayette (3-5, 2-2)	0	14	7	0	21
Fordham (1-7, 1-2)	0	13	0	0	13

- 2nd 13:51 FOR - Searight 8-yard pass from DeMorat (Mevis kick)
- 2nd 09:48 LC - Simpson 38-yard run (Kordenbrock kick)
- 2nd 07:51 FOR - Longi 4-yard pass from DeMorat (rush failed)
- 2nd 00:40 LC - Amill 31-yard run (Kordenbrock kick)
- 3rd 08:26 LC - Simpson 1-yard run (Kordenbrock kick)

	Lafayette	Fordham
First Downs	13	7
Rushing	58-280	21-(-20)
Net Yards Passing	22	142
Passes Comp-Att-Int	4-9-0	15-32-2
Total Net Yards	302	122
Fumbles/Lost	3/1	2/1
Third-down conversions	2/15	2/12
Penalties/Yards	7/56	5/30
Punts/Average	8/41.1	9/49.1

Rushing — LC: Amill 25-133, Simpson 12-112, Pearson 6-21, O'Malley 5-15, Dunn 7-5 FOR: Mayfield 6-16, Hopkins 7-9, DeMorat 8-(-45)

Passing — LC: O'Malley 4-9-0 for 22 yards FOR: DeMorat 15-32-2 for 142 yards

Receiving — LC: Revere 2-9, Eisler 1-9, Scott 1-4 FOR: Searight 5-30, Longi 4-48, Harris 2-27, Hopkins 2-15, Ferraro 1-15, Lumley 1-7

GAME 9 LAFAYETTE 14
HOLY CROSS 40



EASTON, Pa. (11/3/18) - Coming off back-to-back wins, the Lafayette football team kept the momentum going in the early going at Fisher Stadium, but surrendered 40 unanswered points to fall to Holy Cross, 40-14, in Patriot League play.

After the teams traded three-and-outs to open the game, the Leopards put together a 12 play, 55-yard drive that included a third- and fourth-down conversion and was capped off by a three-yard touchdown run by junior Nick Pearson on an end around.

On the ensuing possession, senior running back C.J. Amill broke a 58-yard touchdown run to extend the Lafayette lead to 14-0. The play was the Leopards longest play from scrimmage this season.

Holy Cross opened the second quarter with a 35-yard completion from Geoff Wade to Tenio Ayeni, but the defense was able to hold the Crusaders to a 36-yard field goal by Derek Ng to cut into the lead.

The Leopards went three-and-out on the next drive and had their punt blocked. It was recovered by Holy Cross on the Lafayette eight-yard line. Domenic Cozier cut the Lafayette lead to 14-10 on a 1-yard rush.

Holy Cross scored on its final drive before the half. A 32-yard pass from Wade to Martin Dorsey moved the ball into the Lafayette half. Four plays later, Cozier ran 23 yards off left tackle to set up the score. He punched it in on the next play and Holy Cross led 17-14.

On Lafayette's final drive of the first half, they faced 4th-and-3 at their own 43 when head coach John Garrett ran the fake punt. The direct snap to Harrison Greenhill picked up 26 yards for the first down. The drive stalled at the Holy Cross 28 and the score remained 17-14 at halftime.

Holy Cross opened the second half with solid field position after the kickoff went out of bounds and worked its way down to the Lafayette six-yard line, but junior Yasir Thomas broke up the third down pass attempt to the end zone to hold the Crusaders to a 24-yard field to make the score 20-14 three minutes into the third quarter.

The Crusaders had good field position once again after an interception and Wade connected with Richie DeNicola for a 50-yard touchdown pitch and catch on 3rd-and-5 to extend the Holy Cross lead to 27-14.

On Lafayette's next possession, the Leopards converted a 3rd-and-3 when O'Malley found senior Chris Granjean to move the chains. The drive stalled, however, and Lafayette was forced to punt. DeNicola's return covered 45 yards and set up another Crusader touchdown.

Holy Cross' third quarter possessions began at the Holy Cross 35 and 45, and Lafayette 33 and 44-yard lines and each resulted in points as it scored 40 unanswered points.

O'Malley finished the day 23-of-41 for 156 yards and an interception and Amill carried the ball eight times for 65 yards and a score. Senior defensive back Trent Crossan led the Leopards defensively with six tackles and sophomore Harrison Greenhill and junior Keith Earle had half a sack each.

Lafayette (3-6, 2-3)	14	0	0	0	14
Holy Cross (3-6, 2-2)	0	17	23	0	40

- 1st 05:30 LC - Pearson 3-yd run (Kordenbrock kick)
- 1st 02:15 LC - Amill 58-yd run (Kordenbrock kick)
- 2nd 11:25 HC - Ng 36-yard field goal
- 2nd 08:54 HC - Cozier 1-yard run (Ng kick)
- 2nd 03:08 HC - Cozier 1-yard run (Ng failed)
- 3rd 12:02 HC - Ng 24-yard field goal
- 3rd 09:45 HC - DeNicola 50-yd pass from Wade (Ng kick)
- 3rd 05:31 HC - Cozier 2-yd run (Ng kick)
- 3rd 00:33 HC - Mountain 27-yard pass from Wade (Ng kick failed)

	Lafayette	Holy Cross
First Downs	13	17
Rushing	25-83	44-142
Net Yards Passing	156	289
Passes Comp-Att-Int	23-41-1	16-22-0
Total Net Yards	239	431
Fumbles/Lost	2/0	0/0
Third-down conversions	7/18	8/16
Penalties/Yards	7/37	6/60
Punts/Average	7/34.6	3/30.7

Rushing — LC: Amill 9-65, Greenhill 1-26, Simpson 6-20, Pearson 3-7, Northrup 1-1, Dunn 1-0, O'Malley 3-(17) HC: Cozier 15-53, Oliver 9-35, Alexander 10-28, Wade 7-23, Gilliam 1-9

Passing — LC: O'Malley 23-41-1 for 156 yards HC: Wade 16-21-0 for 289 yards, Bell 0-1-0 for 0 yards

Receiving — LC: Stilianos 5-34, Revere 5-28, Pearson 4-30, Spigner 3-17, Granjean 2-18, Amill 2-11, Eisler 1-11, Scott 1-7 HC: DeNicola 4-90, Dorsey 4-82, Ayeni 3-64, Mountain 2-32, Bell 2-24, Roberts 1-(3)

GAME 10 LAFAYETTE 13
ARMY WEST POINT 31



WEST POINT, N.Y. (11/10/18) - Army stretched an 11-point halftime lead to a 31-13 final over the Leopards at Michie Stadium. It was the Lafayette's first game against an FBS team since 2016 when Lafayette last played in West Point.

In honor of Veterans Day, the Leopards' players wore decals on their helmets with L's featuring photos of family and friends who have served in the military. Sophomore kicker Jeffrey Kordenbrock honored his father Jeff, a captain and helicopter pilot in the Army. Kordenbrock finished the day with field goals of 42 and 43 yards.

Sophomore quarterback Sean O'Malley finished the day 9-of-16 for 76 yards, including a three-yard TD to senior Will Eisler in the fourth quarter.

The Leopards' defense, which featured a five-man front against the second-leading rushing attack in the FBS, was led by a career-high eight tackles from senior defensive end Andrew Chuma. Sophomore linebacker Major Jordan and freshman defensive lineman Malik Hamm had seven tackles apiece.

The defense was solid coming out locker room in the first quarter. Army put together a 16-play drive, all on the ground, before the Leopards' dug in and Army had to settle for a 25-yard field goal by John Abercrombie.

Lafayette was forced to punt on its first offensive drive, but took advantage of an Army special teams' miscue. Jacob Bissell's low liner of a punt took a big bounce and Mike Reynolds tried to field it, but muffed the catch. Yasir Thomas was on hand to scoop up the ball and Lafayette took over at the Army 23-yard line.

The Leopards evened the score with 2:22 left in the first quarter when Kordenbrock connected from 42 yards out. The score remained tied through the first quarter.

Two minutes into the second quarter, Army (8-2) took the lead for good. Kelvin Hopkins set up the first touchdown of the game with a 35-yard pass to Glen Coates down to the Lafayette one-yard line. Darnell Woolfolk punched it in as Army led 10-3 after a 10-play, 75-yard drive. Woolfolk finished the chilly afternoon with 12 carries for 69 yards.

Army's next offensive possession started after the Leopards' downed a Jacob Bissell punt at the six-yard line. The successive drive was a 12-play, 94-yard march over 6:35. The only pass of the drive was a 32-yard strike from Hopkins to Calen Holt. That set up an eight-yard score by Holt two plays later as Army led 17-3 just before half. Hopkins completed 5-of-6 passes in the game for 95 yards.

The Leopards got the ball back with 35 seconds left in the half and Lafayette took advantage. C.J. Amill picked up 24 yards on three carries and O'Malley hit Quinn Revere for an 11-yard catch. Kordenbrock kicked a career-long 43-yard field goal as time expired to bring Lafayette within 11 at halftime, 17-6.

Special teams bit the Leopards to start the second half as they gave up a blocked punt for the second straight game. Army's Andy Davidson blocked the punt which Reynolds scooped up and took to the Leopard one-yard line. On the next play, Woolfolk ran in his second touchdown of the day and Army led 24-6 with 9:27 left in the third quarter.

The Black Knights put together another lengthy drive near the end of the third quarter. Hopkins finished off an 11-play drive with a two-yard run for the 31-6 advantage.

Lafayette added a touchdown five minutes into the fourth quarter. Amill hooked up with O'Malley for a 23-yard catch. O'Malley's strike to Tim Payne in double coverage covered 19 yards and moved Lafayette to the two-yard line. On the next play, O'Malley hit Eisler for a three-yard pass just across the goal line to put the final at 31-13.

Lafayette (3-7)	3	3	0	7	13
Army (8-2)	3	14	14	0	31

- 1st 04:41 ARMY - Abercrombie 25-yd field goal
- 1st 02:22 LC - Kordenbrock 42-yard field goal
- 2nd 12:26 ARMY - Woolfolk 1-yard run (Abercrombie kick)
- 2nd 00:41 ARMY - Holt 8-yard run (Abercrombie kick)
- 2nd 00:00 LC - Kordenbrock 43-yard field goal
- 3rd 09:27 ARMY - Woolfolk 1-yard run (Abercrombie kick)
- 3rd 01:47 ARMY - Hopkins 2-yd run (Abercrombie kick)
- 4th 09:40 LC - Eisler 3-yd pass from O'Malley (Kordenbrock kick)

	Lafayette	Army
First Downs	9	23
Rushing	24-83	57-313
Net Yards Passing	76	95
Passes Comp-Att-Int	9-16-0	5-6-0
Total Net Yards	159	408
Fumbles/Lost	0/0	3/1
Third-down conversions	2/8	12/13
Penalties/Yards	1/5	6/40
Punts/Average	4/35.5	0/00.0

Rushing — LC: Amill 12-43, Dunn 7-27, Simpson 4-19, O'Malley 1-(6) ARMY: Woolfolk 12-69, Thomas 7-51, Asberry 5-47, Stormka 11-43, Davidson 7-41, Hopkins 8-22, Hobbs 1-18, Holt 2-14, McCoy 3-9

Passing — LC: O'Malley 9-16-0 for 76 yards ARMY: Hopkins 5-6-0 for 95 yards

Receiving — LC: Amill 4-26, Payne 1-19, Revere 1-11, Dunn 1-10, Spigner 1-7, Eisler 1-3 ARMY: Coates 2-43, Hayes 2-20, Holt 1-32



EASTON, Pa. (11/17/18) – Lehigh senior TB Dom Bragalone scored three touchdowns en route to game MVP honors, pushing Lehigh past Lafayette 34-3 in the 154th Meeting of college football's most-played rivalry.

Lafayette maintains the advantage in the series lead 78-71-5 in the game which has been played for 122 straight years in a series that began in 1884.

Despite the final score, things looked like they were off to a good start for the Leopards who received the opening kickoff. J.J. Younger was back in the lineup returning kicks after missing the last three games with injury. His first effort was a 36-yard burst to the 50-yard line. He ended the day with three kick returns for 97 yards, including a long of 42 yards in the third quarter.

The momentum was short-lived, as Leopard sophomore QB Sean O'Malley was sacked on the first play from scrimmage by Maxie Davis who returned it 43 yards for a touch-

down and the 7-0 advantage.

Lehigh's first offensive drive (following a three-and-out) covered 78 yards on 12 plays to add a 20-yard field goal by Ed Mish at 8:33 in the first.

On Lafayette's ensuing possession, the Leopards found themselves in their own half in a punting situation. The snap to punter Jacob Bissell was high and Lehigh recovered at the one-yard line. Two plays later Bragalone punched in the score from a yard out to lead 17-0.

Lafayette was poised to put points on the board just before the end of the first quarter but Lehigh's special teams got the best of the field goal unit. Riley O'Neil broke through the line to block Jeffrey Kordenbrock's kick.

The Leopards had more success kicking at the Bourger Varsity Football House end of the field. Kordenbrock converted a 43-yard field goal to cap a 12-play, 71-yard drive. The kick was the longest of Kordenbrock's career.

Lafayette looked to build some momentum just before the end of the first half. Freshman DL Billy Shaeffer picked off a Brad Mayes pass. The Leopards got the ball back with 13 seconds left. O'Malley found freshman TE Steve Stilianos for 19 yards to the Lehigh 24.

Lafayette head coach John Garrett opted immediately for Kordenbrock to attempt a 41-yard field goal. The kick was blocked but the play was waved off after Lafayette was whistled for a delay of game. Garrett sent the offense back to the field and O'Malley delivered a ball to Tim Payne just across the goal line, but Pearson couldn't reel it the potential momentum swinging reception. Lehigh led 17-3 at halftime.

When Lafayette came out in the second half, the defense immediately forced a punt on Lehigh's first possession. The punt hit off a Lafayette player who was blocking in front of returner C.J. Arnill and Lehigh recovered at the 26-yard line.

Lehigh took advantage of the miscue to put away the game. Bragalone finished off the short drive with a three-yard touchdown run as Lehigh led 24-3 with 10 minutes left in the third quarter. He ended the day with 32 carries for 95 yards and three TDs. Lehigh added a 21-yard field goal by Mish at 4:33 in the third and then Bragalone ran in a final score with eight minutes left in the game to stretch the final to 34-3.

Defensively, LB Michael Root led the team with 11 tackles, playing in his final game as a Leopard. He joined 19 other seniors and their families who were honored as part of Senior Day. Junior DL Demetrius Breedlove had four tackles and batted down three passes. Freshman Malik Hamm ran his season sack total to 8.5 while registering his 15th tackle for loss.

O'Malley finished the day 18-of-42 for 162 yards with one interception. In the process, he took over seventh place for career completions, (moving to 433 while passing Rob Curley '10 (429 in 2007-09)) and ninth in career passing yards with 3,711 (passing Andrew Shoop '13 (3705 in 2010-12)).

Lafayette (3-7, 3-3)	0	3	0	0	3
Lehigh (5-6, 5-1)	17	0	10	7	34

- 1st 14:41 - LEH - Maxie, Davis 43 yd fumble recovery (Mish, Ed kick)
- 08:33 - LEH - Mish, Ed 20 yd field goal 12 plays, 78 yards, TOP 4:39
- 06:42 - LEH - Bragalone, Dom 1 yd run (Mish, Ed kick), 2 plays, 1 yards, TOP 0:44
- 2nd 07:35 - LC - Kordenbrock, J. 43 yd field goal 12 plays, 71 yards, TOP 5:20
- 3rd 10:35 - LEH - Bragalone, Dom 3 yd run (Mish, Ed kick), 5 plays, 26 yards, TOP 2:23
- 04:33 - LEH - Mish, Ed 21 yd field goal 10 plays, 37 yards, TOP 3:57
- 4th 11:54 - LEH - Bragalone, Dom 2 yd run (Mish, Ed kick), 11 plays, 68 yards, TOP 5:20

2018 TEAM AND INDIVIDUAL STATISTICS

TEAM STATISTICS	LAFAYETT	OPP
SCORING	143	323
Points Per Game	13.0	29.4
Points Off Turnovers	16	85
FIRST DOWNS	167	201
Rushing	55	99
Passing	98	94
Penalty	14	8

RUSHING YARDAGE	LAFAYETT	OPP
Yards gained rushing	1300	1963
Yards lost rushing	340	266
Rushing Attempts	316	440
Average Per Rush	3.0	3.9
Average Per Game	87.3	154.3
TDs Rushing	11	24

PASSING YARDAGE	LAFAYETT	OPP
Comp-Att-Int	196-361-13	182-286-5
Average Per Pass	5.2	7.5
Average Per Catch	9.6	11.7
Average Per Game	170.8	194.0
TDs Passing	4	15

TOTAL OFFENSE	LAFAYETT	OPP
Total Plays	677	726
Average Per Play	4.2	5.3
Average Per Game	258.1	348.3

KICK RETURNS: #-Yards	LAFAYETT	OPP
PUNT RETURNS: #-Yards	17-106	16-231
INT RETURNS: #-Yards	5-69	13-222
KICK RETURN AVERAGE	22.5	18.7
PUNT RETURN AVERAGE	6.2	14.4
INT RETURN AVERAGE	13.8	17.1
FUMBLES-LOST	18-8	12-5

PENALTIES-Yards	LAFAYETT	OPP
Average Per Game	39.4	52.2

PUNTS-Yards	LAFAYETT	OPP
Average Per Punt	39.8	40.0
Net punt average	34.5	36.6

KICKOFFS-Yards	LAFAYETT	OPP
Average Per Kick	60.9	54.1
Net kick average	40.7	34.3

TIME OF POSSESSION/Game	LAFAYETT	OPP
	28:41	31:18

3RD-DOWN Conversions	LAFAYETT	OPP
3rd-Down Pct	32%	47%

4TH-DOWN Conversions	LAFAYETT	OPP
4th-Down Pct	38%	73%

SACKS BY-Yards	LAFAYETT	OPP
MISC YARDS	0	46

TOUCHDOWNS SCORED	LAFAYETT	OPP
FIELD GOALS-ATTEMPTS	9-16	9-11

ON-SIDE KICKS	LAFAYETT	OPP
RED-ZONE SCORES	(15-22) 68%	(41-45) 91%

RED-ZONE TOUCHDOWNS	LAFAYETT	OPP
PAT-ATTEMPTS	(14-16) 88%	(34-36) 94%

ATTENDANCE	LAFAYETT	OPP
Games/Avg Per Game	5/5844	6/10448

Neutral Site Games	LAFAYETT	OPP
	0/0	0/0

SCORE BY QUARTERS	1st	2nd	3rd	4th	Total
Lafayette	47	37	30	29	143
Opponents	76	125	83	39	323

FG SEQUENCE	LAFAYETTE	OPPONENTS
Sacred Heart	(44),(29)	-
Delaware	-	44
Monmouth	53	(25),(27)
Colgate	27	(33)
Central Conn. St.	24,(24)	(50),42
Georgetown	(40),43,(40)	-
Bucknell	41,(33)	-
Fordham	46	-
Holy Cross	-	(36),(24)
Army West Point	(42),(43)	(25)
Lehigh	43,(43)	(20),(21)

PASSING	G	Effic	Cmp-Att-Int	Pct	Yds	TD	Lng	Avg/G
O'Malley, Sean	11	93.97	185-341-12	54.3	1741	4	46	158.3
Northrup, Cole	4	71.09	9-18-1	50.0	69	0	28	17.2
Spigner, Julian	11	478.00	1-1-0	100.0	45	0	45	4.1
Greenhill, H.	11	301.60	1-1-0	100.0	24	0	24	2.2
Total.....	11	94.47	196-361-13	54.3	1879	4	46	170.8
Opponents.....	11	140.12	182-286-5	63.6	2134	15	50	194.0

RUSHING	GP	Att	Gain	Loss	Net	Avg	TD	Long	Avg/G
Amill, C.J.	10	97	473	42	431	4.4	4	58	43.1
Simpson, Selwyn	11	85	385	33	352	4.1	3	51	32.0
Dunn, Mike	10	34	120	25	95	2.8	1	16	9.5
Pearson, Nick	11	21	74	9	65	3.1	2	9	5.9
Younger, J.J.	8	8	60	0	60	7.5	0	19	7.5
Northrup, Cole	4	10	41	14	27	2.7	0	12	6.8
Greenhill, H.	11	1	26	0	26	26.0	0	26	2.4
Granjean, Chris	9	4	25	0	25	6.2	0	13	2.8
Revere, Quinn	11	2	2	1	1	0.5	0	2	0.1
Eisler, Will	11	1	0	0	0	0.0	0	0	0.0
O'Malley, Sean	11	38	94	115	-21	-0.6	1	18	-1.9
TEAM	10	15	0	101	-101	-6.7	0	0	-10.1
Total.....	11	316	1300	340	960	3.0	11	58	87.3
Opponents.....	11	440	1963	266	1697	3.9	24	54	154.3

RECEIVING	G	No.	Yds	Avg	TD	Long	Avg/G	TOTAL OFFENSE	G	Plays	Rush	Pass	Total	Avg/G
Pearson, Nick	11	41	592	14.4	0	46	53.8	O'Malley, Sean	11	379	-21	1741	1720	156.4
Revere, Quinn	11	38	336	8.8	2	16	30.5	Amill, C.J.	10	97	431	0	431	43.1
Spigner, Julian	11	20	188	9.4	0	44	17.1	Simpson, Selwyn	11	85	352	0	352	32.0
Amill, C.J.	10	15	82	5.5	0	23	8.2	Northrup, Cole	4	28	27	69	96	24.0
Stilianos, S.	11	14	102	7.3	1	19	9.3	Dunn, Mike	10	34	95	0	95	9.5
Granjean, Chris	9	11	142	12.9	0	32	15.8	Pearson, Nick	11	21	65	0	65	5.9
Chenoweth, Joey	4	9	56	6.2	0	14	14.0	Younger, J.J.	8	8	60	0	60	7.5
Eisler, Will	11	9	52	5.8	1	11	4.7	Greenhill, H.	11	2	26	24	50	4.5
Simpson, Selwyn	11	7	65	9.3	0	12	5.9	Spigner, Julian	11	1	0	45	45	4.1
Payne, Tim	4	7	56	8.0	0	19	14.0	Granjean, Chris	9	4	25	0	25	2.8
Scott, Zadok	5	6	78	13.0	0	45	15.6	Revere, Quinn	11	2	1	0	1	0.1
Dunn, Mike	10	6	33	5.5	0	12	3.3	TEAM	10	15	-101	0	-101	-10.1
Younger, J.J.	8	5	39	7.8	0	25	4.9	Total.....	11	677	960	1879	2839	258.1
Taggart, Jake	4	5	23	4.6	0	6	5.8	Opponents.....	11	726	1697	2134	3831	348.3
Liedtka, Jake	8	1	28	28.0	0	28	3.5							
Reedy, Liam	8	1	4	4.0	0	4	0.5							
Evans, Angus	7	1	3	3.0	0	3	0.4							
Total.....	11	196	1879	9.6	4	46	170.8							
Opponents.....	11	182	2134	11.7	15	50	194.0							

ALL PURPOSE	G	Rush	Rec	PR	KOR	IR	Tot	Avg/G
Amill, C.J.	10	431	82	79	208	0	800	80.0
Pearson, Nick	11	65	592	0	24	0	681	61.9
Younger, J.J.	8	60	39	0	512	0	611	76.4
Simpson, Selwyn	11	352	65	0	4	0	465	42.3
Revere, Quinn	11	1	336	0	0	0	337	30.6
Spigner, Julian	11	0	188	0	0	0	188	17.1
Granjean, Chris	9	25	142	0	0	0	167	18.6
Dunn, Mike	10	95	33	0	0	0	128	12.8
Stilianos, S.	11	0	102	0	0	0	102	9.3
Eisler, Will	11	0	52	0	38	0	90	8.2
Chenoweth, Joey	4	0	56	27	0	0	83	20.8
Scott, Zadok	5	0	78	0	0	0	78	15.6
Thomas, Yasir	11	0	0	0	26	39	65	5.9
Payne, Tim	4	0	56	0	0	0	56	14.0
Liedtka, Jake	8	0	28	0	0	0	28	3.5
Crossan, Trent	10	0	0	0	0	28	28	2.8
Northrup, Cole	4	27	0	0	0	0	27	6.8
Greenhill, H.	11	26	0	0	0	0	26	2.4
Taggart, Jake	4	0	23	0	0	0	23	5.8
Dickens, Ryan	11	0	0	0	20	0	20	1.8
Reedy, Liam	8	0	4	0	0	0	4	0.5
Evans, Angus	7	0	3	0	0	0	3	0.4
Earle, Keith	10	0	0	0	0	2	2	0.2
O'Malley, Sean	11	-21	0	0	0	0	-21	-1.9
TEAM	10	-101	0	0	0	0	-101	-10.1
Total.....	11	960	1879	106	876	69	3890	353.6
Opponents.....	11	1697	2134	231	131	222	4415	401.4

FIELD GOALS	FGM-FGA	Pct	01-19	20-29	30-39	40-49	50-99	Lg	Blk
Bissell, Jacob	2-5	40.0	0-0	1-3	0-0	1-1	0-1	44	1
Kordenbrock, J.	7-11	63.6	0-0	1-1	1-1	5-9	0-0	43	1

2018 OFFENSIVE STARTERS

Opponent	QB	RB	WR	WR	WR	TE	FB/TE	LT	LG	C	RG	RT
Sacred Heart	O'Malley	Amill	Pearson	Payne	Revere	Taggart		Marotti	Grieser	Hampton	Burk	Barclay
Delaware	O'Malley	Simpson	Pearson		Revere	Taggart	Eisler (FB)	Marotti	Grieser	Hampton	Burk	Barclay
Monmouth	O'Malley	Simpson		Evans (TE)	Revere	Taggart	Eisler (FB)	Marotti	Grundhoffer	Hampton	Burk	Barclay
No. 24 Colgate	O'Malley	Amill	Pearson		Revere	Taggart	Eisler (FB)	Marotti	Grieser	Zataveski	Burk	Barclay
Central Conn. St.	O'Malley	Amill	Pearson		Revere	Stilianos	Eisler (FB)	Marotti	Grieser	Zataveski	Burk	Barclay
Georgetown	O'Malley	Simpson	Pearson		Revere	Stilianos	Dunn (RB)	Marotti	Grieser	Zataveski	Burk	Barclay
Bucknell	O'Malley	Amill	Pearson		Revere	Scott	Younger (RB)	Marotti	Grundhoffer	Zataveski	Burk	Barclay
Fordham	O'Malley	Amill	Pearson	Spigner								

2018 TEAM AND INDIVIDUAL STATISTICS

SCORING	TD	PATs						Saf	Points
		aFGs	Kick	Rush	Rcv	Pass	DXP		
Kordenbrock, J.	0	7-11	11-12	0-0	0	0-0	0	0	32
Amill, C.J.	5	0-0	0-0	0-0	0	0-0	0	0	30
Simpson, Selwyn	3	0-0	0-0	0-0	0	0-0	0	0	18
Revere, Quinn	2	0-0	0-0	0-0	0	0-0	0	0	12
Pearson, Nick	2	0-0	0-0	0-0	0	0-0	0	0	12
Bissell, Jacob	0	2-5	3-4	0-0	0	0-0	0	0	9
O'Malley, Sean	1	0-0	0-0	0-0	0	0-1	0	0	6
Younger, J.J.	1	0-0	0-0	0-0	0	0-0	0	0	6
Dunn, Mike	1	0-0	0-0	0-0	0	0-0	0	0	6
Eisler, Will	1	0-0	0-0	0-0	0	0-0	0	0	6
Stilianos, S.	1	0-0	0-0	0-0	0	0-0	0	0	6
Total.....	17	9-16	14-16	0-0	0	0-1	0	0	143
Opponents.....	43	9-11	34-36	1-5	0	0-3	0	1	323

KICKOFFS	No.	Yds	Avg	TB	OB	Retn	Net	YdLn
Bissell, Jacob	35	2131	60.9	23	2			
Total.....	35	2131	60.9	23	2	131	40.7	24
Opponents.....	62	3355	54.1	14	0	876	34.3	30

PUNTING	No.	Yds	Avg	Long	TB	FC	I20	Blkd
Bissell, Jacob	54	2232	41.3	64	3	9	15	9
TEAM	2	0	0.0	0	0	0	0	0
Kordenbrock, J.	2	78	39.0	44	1	0	0	0
Total.....	58	2310	39.8	64	4	9	15	9
Opponents.....	55	2200	40.0	68	4	9	16	11

KICK RETURNS	No.	Yds	Avg	TD	Long	PUNT RETURNS	No.	Yds	Avg	TD	Long
Younger, J.J.	18	512	28.4	1	95	Amill, C.J.	12	79	6.6	1	57
Amill, C.J.	10	208	20.8	0	26	Chenoweth, Joey	4	27	6.8	0	10
Eisler, Will	3	38	12.7	0	19	Mitchell, Eric	1	0	0.0	0	0
Simpson, Selwyn	3	48	16.0	0	22	Total.....	17	106	6.2	1	57
Thomas, Yasir	2	26	13.0	0	26	Opponents.....	16	231	14.4	1	77
Dickens, Ryan	2	20	10.0	0	12						
Pearson, Nick	1	24	24.0	0	24						
Total.....	39	876	22.5	1	95						
Opponents.....	7	131	18.7	0	29						

FUMBLE RETURNS	No.	Yds	Avg	TD	Long
Hamm, Malik	1	22	22.0	0	22
Thomas, Yasir	1	0	0.0	0	0
Total.....	2	22	11.0	0	22
Opponents.....	2	43	21.5	1	43

DEFENSIVE LEADERS	GP	Tackles			TFL/Yds	Sacks	Int-Yds	Pass Def		Rcv-Yds	FF	Blocked Kicks	Saf
		Solo	Ast	Total				BrUp	QBH				
43 Root, Michael	10	39	34	73	1.5-6		1	1					
3 Powe, Jerry	11	40	27	67	5.0-24	2.5-19		1	1		2		
42 Jordan, Major	11	41	25	66	3.5-15	1.0-12				1-0			
99 Hamm, Malik	11	37	21	58	15.0-59	8.5-46		5		1-22	2		
45 Crossan, Trent	10	37	13	50	2.0-3		1-28	1					
4 Thomas, Yasir	11	38	10	48			1-39	7		1-0			
90 Greenhill, H.	11	18	26	44	6.0-13	2.0-6			3			1	
92 Earle, Keith	10	17	16	33	7.0-33	3.0-27	1-2	3	4				
34 Chuma, Andrew	11	15	17	32	5.5-25	3.0-21			2				
7 Jordan, Tre	10	18	8	26				6					
24 Mitchell, Eric	11	17	8	25	2.0-3		1-0	9	1				
98 Breedlove, D.	11	13	11	24	1.0-2			10	2				
33 Dickens, Ryan	11	12	8	20	2.0-2								
97 Barnett, Ryan	11	11	7	18	1.0-1				2				
93 Ramsey, Lavel	11	8	10	18	1.0-6				1				
59 Lamb, Jack	7	10	7	17				1			1		
30 Burr, Caleb	9	7	6	13	1.5-2			1					
23 Wykle, Romeo	9	10		10				1					
TM TEAM	10	10		10	1.0-3								
57 Hollar, C.	6	6	3	9	1.0-3								
91 Shaeffer, Billy	11	6	2	8	0.5-1		1-0				2		
94 Hurlbrink, C.	6	2	5	7	1.0-2					1-0			
20 Avent, Izaiah	10	4	3	7						1-0			
52 Grayson, Ian	4	1	3	4									
58 Robinson, Ollis	7	3	1	4									
40 Thorne, Colin	11	2	1	3									
15 Anderson, J.	4	2	1	3	0.5-1								
32 Egan, Joe	6	1	1	2									
35 Hranicka, Ty	6		2	2									
87 Taggart, Jake	4	1		1									
8 Revere, Quinn	11	1		1									
12 Thrasher, Otis	5		1	1									
25 Granjean, Chris	9	1		1									
55 Dixon, Troy	11	1		1									
27 Dunn, Mike	10	1		1									
75 Marotti, Jake	11	1		1									
89 Stilianos, S.	11	1		1									
44 Eisler, Will	11		1	1									
6 Pearson, Nick	11	1		1									
10 O'Malley, Sean	11	1		1									
81 Evans, Angus	7		1	1									
54 Rogowski, Ed	10		1	1									
Total.....	11	434	280	714	58-204	21-136	5-69	41	23	5-22	7	1	
Opponents.....	11	410	174	584	60.0-259	15-113	13-222	44	23	8-43	6	5	1

INTERCEPTIONS	No.	Yds	Avg	TD	Long
Shaeffer, Billy	1	0	0.0	0	0
Mitchell, Eric	1	0	0.0	0	0
Thomas, Yasir	1	39	39.0	0	39
Crossan, Trent	1	28	28.0	0	28
Earle, Keith	1	2	2.0	0	2
Total.....	5	69	13.8	0	39
Opponents.....	13	222	17.1	2	71

2018 DEFENSIVE STARTERS

Opponent	DE	NOSE	DT	DE	SLB	MLB	WLB	CB	SS	FS	CB
Sacred Heart	Earle	Grayson	Breedlove	Chuma	Powe	Root	M. Jordan	T. Jordan	Thomas	Wykle	Mitchell
Delaware	Earle	Grayson	Greenhill	Hamm	Powe	Root	M. Jordan	T. Jordan	Thomas	Crossan	Mitchell
Monmouth	Earle	Grayson	Greenhill	Chuma	Powe	Root	M. Jordan	T. Jordan	Thomas	Crossan	Mitchell
No. 24 Colgate	Hamm	Grayson	Greenhill	Chuma	Powe	Root	M. Jordan	T. Jordan	Thomas	Crossan	Mitchell
Central Conn. State	Hamm	Greenhill	Breedlove	Earle	Powe	Root	M. Jordan	T. Jordan	Thomas	Crossan	Mitchell
Georgetown	Hamm	Greenhill	Breedlove	Earle	Powe	Root	M. Jordan	T. Jordan	Wykle	Crossan	Mitchell
Bucknell	Hamm	Greenhill	Breedlove	Earle	Powe	Root	M. Jordan	T. Jordan	Thomas	Crossan	Mitchell
Fordham	Hamm	Greenhill	Breedlove	Earle	Powe	Root	M. Jordan	T. Jordan	Thomas	Crossan	Mitchell
Holy Cross	Hamm	Greenhill	Breedlove	Earle	Powe	Root	M. Jordan	T. Jordan	Thomas	Crossan	Mitchell
Army	Hamm	Greenhill	Barnett	Chuma	Powe	Lamb	M. Jordan	Burr	Thomas	Crossan	Mitchell
Lehigh	Hamm	Greenhill	Breedlove	Chuma	Powe	Root	M. Jordan	T. Jordan	Thomas	Crossan	Mitchell



2018 FINAL STANDINGS

TEAM	W	L	Pct.	H	A	W	L	Pct.	H	A
Colgate*\$	6	0	1.000	3-0	3-0	10	2	.833	5-0	5-2
Holy Cross	4	2	.667	2-1	2-1	5	6	.455	3-2	2-4
Georgetown	4	2	.667	2-1	2-1	5	6	.455	2-3	3-3
Lehigh	2	4	.333	1-2	1-2	3	8	.273	2-3	1-5
Lafayette	2	4	.333	0-3	2-1	3	8	.273	1-4	2-4
Fordham	2	4	.333	0-3	2-1	2	9	.182	0-6	2-3
Bucknell	1	5	.167	0-3	1-2	1	10	.091	0-5	1-5

* Patriot League champions


\$ Automatic Bid to NCAA Division I FCS Playoffs



Senior OL Jake Marotti represented the Leopards on the Patriot League First Team.



Malik Hamm was tabbed as the Patriot League Rookie of the Year in 2018.



A four-year starter, Jerry Powe garnered All-Patriot League First-Team honors in 2018 as a senior after two previous Second-Team selections.

2018 PATRIOT LEAGUE FOOTBALL AWARD WINNERS

Offensive Player of the Year: James Holland Jr., Colgate (Sr., RB)

Defensive Player of the Year: T.J. Holl, Colgate (Sr., LB)

Rookie of the Year: Malik Hamm, Lafayette (Fr., DL)

Coach of the Year: Dan Hunt, Colgate

2018 ALL-PATRIOT LEAGUE TEAMS

FIRST-TEAM OFFENSE

QB: Grant Breneman, Colgate

RB: James Holland Jr., Colgate

RB: Dom Bragalone, Lehigh

FB/HB: Will Eisler, Lafayette

WR: Owen Rockett, Colgate

WR: Austin Longi, Fordham

WR: Jorge Portorreal, Lehigh

TE: Isaiah Searight, Fordham

OL: Scott Hirshman, Colgate

OL: Max Hartzman, Colgate

OL: Jack Badovinac, Colgate

OL: Brian Foley, Holy Cross

OL: Brett Boddy, Holy Cross

OL: Jake Marotti, Lafayette

PK: Chris Puzzi, Colgate

RS: Abu Daramy-Swaray, Colgate

FIRST-TEAM DEFENSE

DL: Simeon Page, Bucknell

DL: Khristian Tate, Georgetown

DL: Nick Wheeler, Colgate

DL: Teddy Capsis, Holy Cross

LB: TJ Holl, Colgate

LB: Glenn Cunningham, Fordham

LB: Ryan Brady, Holy Cross

LB: Jerry Powe, Lafayette

DB: Tyler Castillo, Colgate

DB: Abu Daramy-Swaray, Colgate

DB: Alec Wisniewski, Colgate

DB: Dylan Mabin, Fordham

P: Alex Pechin, Bucknell

STNS: Nick Alvarez, Fordham

SECOND-TEAM OFFENSE

QB: Geoff Wade, Holy Cross

RB: Dominic Cozier, Holy Cross

RB: CJ Amill, Lafayette

WR: Alan Butler, Bucknell

WR: Thomas Ives, Colgate

WR: Martin Dorsey, Holy Cross

WR: Nick Pearson, Lafayette

TE: Nick Diaco, Colgate

OL: Pat Finn, Bucknell

OL: Charlie Holsopple, Colgate

OL: Nick Zakelj, Fordham

OL: Kevin Zataveski, Lafayette

PK: Andrew Mevis, Fordham

SECOND-TEAM DEFENSE

DL: Chuck Moore, Colgate

DL: Owen Kessler, Georgetown

DL: Duval Paul, Georgetown

DL: Malik Hamm, Lafayette

LB: Nick Ioanelli, Colgate

LB: Ryan Greenhagen, Fordham

LB: Wesley Bowers, Georgetown

LB: Michael Root, Lafayette

DB: Bryan Marine, Bucknell

DB: Jethro Francois, Georgetown

DB: Yasir Thomas, Lafayette

DB: Sam McCloskey, Lehigh

P: Ed Mish, Lehigh

STNS: Ahmad Wilson, Georgetown

ACADEMIC ALL-PATRIOT LEAGUE

Bryan Marine, Bucknell, Sr., DB

Rick Mottram, Bucknell, So., LB

Alex Pechin, Bucknell, Sr., P

Grant Breneman, Colgate, So., QB Josh

Cerra, Colgate, Sr., P

Dillon Deluliis, Colgate, Sr., LB

Austin Longi, Fordham, Sr., WR

Bryce Petty, Fordham, Sr., DB

Gunther Johnson, Georgetown, Jr., QB

Ahmad Wilson, Georgetown, So., DB

Ryan Brady, Holy Cross, Sr., LB

Andrew Chuma, Lafayette, Sr., DL

Trent Crossan, Lafayette, Sr., DB

Pete Haffner, Lehigh, So., LB

Harrison Kauffman, Lehigh, Sr., DL



THE TRADITION

Fisher Stadium

Fisher Field at Fisher Stadium has been home to the Lafayette football program since 1926. The complete \$33 million transformation, finished in 2007, has given Lafayette one of the premier venues in all of Division I football at the FCS level. The project consolidated all of the College's football operations on the main campus.

New spectator seating was built throughout the venue, including chair back seating in select areas of the home stands. Additional visitors' seating was also added, taking the stadium capacity to 13,132 fans.

The team plays on FieldTurf's state-of-the-art in-fill synthetic surface which was initially installed in 2006 and then replaced in 2017, allowing for year-round use by the football program. For the first time in the venue's history, night games were played in 2007 thanks to the installation of stadium lighting. A press box atop the home grandstands was added that includes individual booths for television and radio, coaching staffs and game administrators, while a VIP suite sits at the end opposite the media area.

The most visible feature of the venue during gameday is the state-of-the-art scoreboard which features a 19 by 35-foot video matrix board used to show live game action and replays. Other stadium improvements included new bathroom and vending areas in the middle and upper concourses.

The 24,000 square foot Bourger Varsity Football House at the west end of Fisher Field completed the transformation of Lafayette's football facilities into the state-of-the-art Fisher Stadium.

In addition to featuring a spacious lobby and reception area, the first floor of the Bourger Varsity Football House, named in honor of Eugene J. (Mike) '44 Bourger and Ruth P. '71 Bourger, contains the team's locker room, strength and conditioning areas and sports medicine facilities, including a hydrotherapy room. The upper level houses coaches' offices, a gallery with displays honoring "Legends of Lafayette Football," and several meeting rooms, one of which is theater style and large enough to accommodate the entire team. That area, which can also be divided into



four separate spaces, features audio-visual capabilities that match those in the "smart classrooms" in the College's academic buildings.

The principal contributors to the comprehensive Fisher Stadium project were the F.M. Kirby Foundation, Jack Bourger '71 and Selena Vanderwerf and the Brenda Blythe Trust and James R. '77 and Tracey Fisher. The F.M. Kirby Foundation came under the leadership of Fred Morgan Kirby '42 until his passing in 2011. His lifetime of contributions to the College and the game of college football were honored by induction into the Lafayette College Maroon Club Hall of Fame and with his receipt of the Legacy Award presented by the National Football Foundation and the College Hall of Fame.

Now entering its 93rd season, Fisher Field has been host to 451 Lafayette football games with the Leopards enjoying an overall record of 259-184-13. Of the previous 92 seasons, Lafayette has produced 12 undefeated home seasons with the most recent being the 1992 Patriot League champion Leopards who went 5-0, the first undefeated home season since 1970. During the 1991, 1992 and 1993 seasons, Lafayette won 10 straight home games, tying the school record for consecutive wins first set by the 1926 and 1927 squads in the first 10 games ever played in the stadium.

The first football game played in the then 18,000-seat structure came on Sept. 25, 1926, a 35-0 win over Muhlenberg College.

Tradition of Excellence

MILESTONE FOOTBALL WINS

Since fielding its first college football team in the fall of 1882, Lafayette has had a proud, colorful gridiron tradition on the way to a total of 672 victories. Football followers on College Hill have been able to lay claim to two outright national championships and a share of still another. In 1896, Lafayette and Princeton both claimed a piece of the national championship following a scoreless tie. The Leopards finished the season 11-0-1 while the Tigers were 10-0-1. Undefeated 9-0 records in 1921 and 1926 gave Lafayette followers reason to believe they were number one in the country both seasons.

Victory #	Year	Opponent (Score)
1	1883	Rutgers (25-0)
58	1896	Princeton (0-0) (tied for national championship)
100	1900	Dickinson (10-6)
200	1915	Pennsylvania (17-0)
231	1921	Lehigh (28-6) (clinched national championship)
261	1926	Pittsburgh (17-7) (clinched national championship)
300	1934	Muhlenberg (19-0)
315	1938	Penn State (7-0) (last meeting)
326	1940	Army (19-0) (lone win in series to date)
348	1944	Lehigh (64-0) (biggest win in series to date)
400	1959	Temple (52-20)
500	1982	Kutztown State (36-3)
600	2003	Marist (49-0)
612	2004	Lehigh (24-10) (clinched first-ever postseason berth)
627	2007	Marist (49-10) (inaugural night game at Fisher Stadium)
669	2014	Lehigh (27-7) (150th Meeting played in Yankee Stadium)

GAMES PLAYED LEADERS

Lafayette and Lehigh own the distinction of being college football's most-played and longest consecutive rivalry. The two teams squared off for the 150th time at the end of the 2014 regular season. That game was played at Yankee Stadium on Nov. 22, 2014, just the second neutral site meeting in series history.

Division I Most-Played Rivalries (110 or more games)

RIVALRY	GAMES PLAYED
Lafayette-Lehigh	155
Yale-Princeton	142
Yale-Harvard	136
William & Mary-Richmond	129
Minnesota-Wisconsin	129
Penn-Cornell	126
Miami (Ohio)-Cincinnati	124
North Carolina-Virginia	124
Yale-Brown	124
Auburn-Georgia	124
Oregon-Oregon State	123
Harvard-Dartmouth	123
Purdue-Indiana	122
Stanford-California	122
Missouri-Kansas	120
Army-Navy	120
Harvard-Brown	119
Montana-Montana State	119
Texas-Texas A&M	118
Nebraska-Kansas	117
Clemson-South Carolina	117
Kansas-Kansas State	117
Georgia-Georgia Tech	116
Michigan-Ohio State	116
Mississippi-Mississippi State	116

Division I Longest Uninterrupted Series (100 or more games)

129 games: Lafayette-Lehigh (from 1897)
112 games: Minnesota-Wisconsin (from 1907)
110 games: Clemson-South Carolina (from 1909)
109 games: Wake Forest-North Carolina St. (from 1910)
108 games: Kansas-Kansas St. (from 1911)
107 games: North Carolina-Virginia (from 1910)
105 games: Kansas-Nebraska (1906-2010)

LAFAYETTE RANKS 46TH IN ALL-TIME WINS

Lafayette College fielded its first football team in 1882 and won its first game in the fourth contest of the following season, beating Rutgers, 25-0. Since that win, the Leopards have joined the elite group of institutions with 660 or more football victories. Lafayette played its 1,000th football game on Sept. 16, 1989, and was the first founding Patriot League school to eclipse the 500-victory plateau.

	School	NCAA Division	No. of Wins
1	Michigan	FBS	953
2	Ohio State	FBS	911
3	Texas	FBS	908
4	Yale	FCS	907
5	Alabama	FBS	905
6	Nebraska	FBS	897
	Notre Dame	FBS	897
8	Oklahoma	FBS	896
9	Penn State	FBS	887
10	Harvard	FCS	875
11	Penn	FCS	856
12	USC	FBS	839
13	Tennessee	FBS	838
14	Princeton	FCS	832
15	Georgia	FBS	819
16	Mount Union (OH)	III	798
17	Louisiana State	FBS	797
18	Wittenberg	III	773
19	Auburn	FBS	767
20	West Virginia	FBS	750
21	Washington	FBS	748
22	Clemson	FBS	744
	Washington & Jefferson	III	744
24	Virginia Tech	FBS	743
25	Texas A&M	FBS	741
26	Georgia Tech	FBS	735
27	Florida	FBS	725
	North Dakota State	FCS	725
29	Pittsburgh	FBS	724
30	Syracuse	FBS	719
31	Arkansas	FBS	715
32	Navy	FBS	711
	Pittsburg State	II	711
34	Dartmouth	FCS	706
35	Wisconsin	FBS	705
36	Colorado	FBS	705
37	Widener	III	703
38	Michigan State	FBS	701
39	Delaware	FCS	691
40	Miami (OH)	FBS	690
	Minnesota	FBS	690
42	North Carolina	FBS	689
43	Army	FBS	688
	Lehigh	FCS	688
45	Tuskegee	II	686
46	LAFAYETTE	FCS	678
	Missouri	FBS	678
48	Dayton	FCS	672

Lafayette All-Americans

ACADEMIC ALL-AMERICA SELECTIONS

Selected by College Sports Information Directors of America (CoSIDA)

- 1971 Pete Tonks, 2nd-team (fullback / economics); (College Division)
- 1974 Mike Kline, 1st-team (defensive back / biology); (College Division)
- 1975 Mike Kline, 2nd-team (defensive back / biology); (College Division)
- 1977 Vic Angeline, 2nd-team (defensive back / civil engineering); (College Division)
- Kevin McCarthy, 2nd-team (defensive end / electrical engineering); (College Division)
- 1979 Ed Rogusky, 1st-team (halfback / biology); (College Division)
- 1980 Ed Rogusky, 1st-team (halfback / biology); (University Division)
- 1982 Joe Calhoun, District II (defensive end / biology); (University Division)
- 1994 Jeff Denning, District II (offensive tackle / engineering); (University Division)
- Jason McLaughlin, District II (placekicker / chemistry); (University Division)
- 1995 Jeff Denning, District II (offensive tackle / engineering); (University Division)
- Craig Hansen, District II (defensive lineman / liberal arts); (University Division)
- 1996 Craig Hansen, District II (defensive lineman / liberal arts); (University Division)
- Barrett Hammons, District II (flanker / psychology); (University Division)
- Joe Luke, District II (flanker / biology); (University Division)
- Mike Steeber, District II (defensive back / economics); (University Division)
- 1997 Craig Hansen, District II (defensive lineman / liberal arts); (University Division)
- Tom Falzone, District II (split end / economics); (University Division)
- 1998 Mike Steeber, District II (defensive back / economics); (University Division)
- Damian Wroblewski, District II (offensive lineman / history); (University Division)
- Phil Yarberough, District II (split end / economics); (University Division)
- 1999 Kenya Allen, District II (defensive back / economics & business); (University Division)
- Stewart Kupfer, District II (tight end / economics & business); (University Division)
- 2000 Kenya Allen, District II (defensive back / economics & business); (University Division)
- Jamie Anzalone, District II (defensive back / government and law); (University Division)
- Herb Kennedy, District II (defensive back / chemistry); (University Division)
- Stewart Kupfer, District II (tight end / economics & business); (University Division)
- Chad Ritchie, District II (quarterback / economics & business); (University Division)
- 2001 Jamie Anzalone, District II (defensive back / government & law); (University Division)
- Matt Hinzpeter, District II (defensive lineman / psychology and economics & business); (University Division)
- Herb Kennedy, District II (defensive back / chemistry); (University Division)
- Curt Wilson, District II (offensive line / mechanical engineering); (University Division)
- Stewart Kupfer, National 2nd team & District II (tight end / economics & business); (University Division)
- Chad Ritchie, District II (quarterback / economics & business); (University Division)
- 2002 Jamie Anzalone, District II (defensive back / government and law); (University Division)
- Stephen Bono, District II (offensive line / civil engineering); (University Division)
- Herb Kennedy, District II (defensive back / chemistry); (University Division)
- Michael O'Connor, District II (quarterback / economics & business); (University Division)
- Curt Wilson, District II (offensive line / mechanical engineering); (University Division)
- 2003 Stephen Bono, District II (offensive line / civil engineering); (University Division)
- Curt Wilson, District II (offensive line / mechanical engineering); (University Division)
- 2004 Stephen Bono, National 1st Team and District II (offensive line / civil engineering); (University Division)
- Brad Maurer, District II (quarterback / neuroscience); (University Division)
- 2005 Maurice Bennett, District II (linebacker / economics & business); (University Division)
- Brad Maurer, District II (quarterback / neuroscience); (University Division)
- 2006 Brad Maurer, District II (quarterback / neuroscience); (University Division)
- 2009 Doug Gerowski, District II (defensive lineman / economics & business); (University Division)
- 2010 Brandon Ellis, District II (cornerback / economics & business); (University Division)
- 2011 Brandon Ellis, District II (cornerback / economics & business); (University Division)
- 2012 Brad Bormann, District II (offensive line / biology); (University Division)
- Greg Kessel, District II (fullback / economics); (University Division)
- Mark Ross, District II (wide receiver / economics); (University Division)
- 2013 Mark Ross, National 2nd Team and District II (wide receiver / Economics); (University Division)
- Brad Bormann, National 2nd Team and District II (offensive lineman / biology); (University Division)
- 2018 Andrew Chuma, National 1st Team and District II (defensive lineman / economics); (University Division)
- Trent Crossan, National 1st Team and District II (defensive back / economics); (University Division)

ALL-AMERICA SELECTIONS

- 1897 Charles Rinehart, 2nd-team (guard); Walter Camp
- George Walbridge, 3rd-team (back); Walter Camp
- 1899 Henry Trout, 3rd-team (guard); Walter Camp
- 1900 David Cure, 2nd-team (fullback); Walter Camp
- Walter Bachman, 2nd-team (center); Walter Camp
- 1901 David Cure, 2nd-team (fullback); Walter Camp
- Walter Bachman, 2nd-team (center); Walter Camp
- 1908 George McCaa, 3rd-team (fullback); Walter Camp
- 1909 George McCaa, 3rd-team (fullback); Walter Camp
- 1911 Frank Kelly, 2nd-team (guard); Walter Camp
- 1919 Joseph DuMoe, 2nd-team (end); Walter Camp
- 1921 Frank Schwab, 1st-team (guard); Walter Camp
- 1922 Frank Schwab, 1st-team (guard); Walter Camp
- 1923 Arthur Deibel, 2nd-team (tackle); Walter Camp
- 1924 Charlie Berry, 1st-team (end); Walter Camp
- 1926 George "Mike" Wilson, 1st-team (halfback); Newspaper Enterprise Association
- George "Mike" Wilson, 2nd-team (halfback); New York Sun
- George "Mike" Wilson, 3rd-team (halfback); New York Telegraph
- Frank Kirkleski, 2nd-team (halfback); New York Telegraph
- Frank Kirkleski, 3rd-team (halfback); The New York World
- Bill Cothran, 2nd-team (tackle); New York Telegraph
- 1937 Tony Cavallo, honorable mention (halfback); Associated Press
- 1940 James Farrell, honorable mention (halfback); Associated Press
- George Mayer, honorable mention (halfback); Associated Press
- 1968 Mike Miller, honorable mention Little All-America (split end), UPI
- Mike Miller, honorable mention Little All-America (split end), Associated Press
- 1969 Mike Miller, honorable mention Little All-America (split end), UPI
- Mike Miller, honorable mention Little All-America (split end), Associated Press
- Tom Triolo, honorable mention Little All-America (fullback), Associated Press
- 1972 Tony Giglio, honorable mention (halfback); Associated Press (College Division)
- 1973 Tony Giglio, 3rd-team (halfback); Associated Press (College Division)
- 1974 Mike Slattery, honorable mention (defensive back); Associated Press (College Division)
- 1977 Blake Steele, honorable mention (defensive tackle); Associated Press (College Division)
- Rob Stewart, honorable mention (quarterback); Associated Press (College Division)
- 1978 Tim Gerhart, honorable mention (defensive end); Associated Press (Division I-AA)
- 1979 Tim Gerhart, 2nd-team (defensive end); Associated Press (Division I-AA)
- Bob Rasp, honorable mention (defensive back); Associated Press (Division I-AA)
- Dave Shea, honorable mention (defensive back); Associated Press (Division I-AA)
- Joe Skladany, honorable mention (linebacker); Associated Press (Division I-AA)
- Rich Smith, honorable mention (tight end); Associated Press (Division I-AA)
- Rich Smith 1st team (tight end); Kodak AFCA
- 1981 Joe Skladany, 1st-team (linebacker); Associated Press (Division I-AA)
- Steve Biale, honorable mention (offensive guard); Associated Press (Division I-AA)
- Rodger Shepko, honorable mention (halfback); Associated Press (Division I-AA)
- 1982 Tony Green, 1st-team (middle guard); Kodak (Division I-AA)
- Tony Green, honorable mention (middle guard); Associated Press (Division I-AA)
- Frank Novak, honorable mention (quarterback); Associated Press (Division I-AA)
- Ed Stahl, honorable mention (offensive tackle); Associated Press (Division I-AA)
- 1984 Ryan Priest, honorable mention (running back); Associated Press (Division I-AA)
- 1988 Frank Baur, 1st-team (quarterback); Associated Press (Division I-AA)
- Frank Baur, 1st-team (quarterback); Football Gazette
- Frank Baur, 2nd-team (quarterback); Sports Network
- Tom Costello, honorable mention (running back); Associated Press (Division I-AA)
- Phillip Ng, honorable mention (wide receiver); Associated Press (Division I-AA)
- 1989 Frank Baur, participant (quarterback); 1990 Hula Bowl
- 1991 Ed Hudak, honorable mention (offensive guard); Sports Network
- 1992 Ed Hudak, 1st-team (offensive guard); Kodak (Division I-AA)
- Ed Hudak, 1st-team (offensive guard); Football Gazette
- Ed Hudak, 2nd-team (offensive guard); Associated Press (Division I-AA)
- Ed Hudak, honorable mention (offensive guard); Sports Network
- 1993 Dave Pyne, participant (offensive guard); 1994 Hula Bowl
- Ed Sasso, honorable mention (defensive tackle); Sports Network
- Erik Marsh, honorable mention (tailback); Sports Network
- Erik Marsh, 1st-team (tailback); All-Fraternity
- 1994 Erik Marsh, 1st-team (tailback); All-Fraternity
- 1996 B.J. Gallis, 3rd-team (defensive back); Associated Press
- 1997 Dan Bengele, 2nd-team (linebacker); Associated Press
- Dan Bengele, 3rd-team (linebacker); Sports Network
- Phil Yarberough, honorable mention (wide receiver); Football Gazette
- 2000 Joe McCourt, 3rd-team (tailback); Football Gazette
- Kevin Moss, honorable mention (offensive line); Football Gazette
- Chris Royle, honorable mention (offensive line); Football Gazette
- 2003 Joe McCourt, 3rd-team (tailback); Football Gazette
- Kevin Moss, honorable mention (offensive line); Football Gazette
- 2004 Joe McCourt, 1st-team (tailback); American Football Coaches Association
- Joe McCourt, 2nd-team (tailback); College Sports Report.com
- Joe Ungrady, honorable mention (offensive line); College Sports Report.com
- 2005 Maurice Bennett, 1st-team (linebacker), The Sports Network, Associated Press
- Maurice Bennett, 2nd-team (linebacker), Football Gazette, College Sports Report.com, The Sports Xchange
- 2006 Mike Saint Germain 1st-team (offensive tackle); American Football Coaches Association
- Mike Saint Germain 3rd-team (offensive tackle); Associated Press, Football Gazette
- Jonathan Hurt, honorable mention (tailback); Football Gazette
- 2007 Jesse Padilla, 1st-team (offensive tackle); American Football Coaches Association
- Jesse Padilla, 2nd-team (offensive tackle); Associated Press
- 2008 Andy Romans, 2nd-team (linebacker); Sports Network; 2nd-team (linebacker); Associated Press
- Andy Romans, honorable mention (linebacker); College Sporting News
- 2017 Brandon Bryant, 2nd-team (linebacker); Associated Press; 3rd-team (linebacker) STATS; 3rd-team (linebacker); Phil Steele
- Phillip Parham, Second-Team (cornerback); Associated Press

Lafayette Most Valuable Players

Sponsored by the late Hugh H. Stoney Jones '27 (awarded since 1971)



1971
Barry Hughes '72, DB



1972, 1973
Tony Giglio '74, HB



1974
Mike Slattery '75, DB



1975
Dick Galbally '76, LB



1976
Mark Jones '77, QB



1977
Blake Steele '78, DT



1978
Jim Medes '79, DB



1979
Bob Rasp '80, DB



1980, 1981
Joe Skladany '82, LB



1982
Frank Novak '84, QB



1983, 1984
Ryan Priest '87, HB



co-1985
Frank Gaziano '86, LB



co-1985
Craig Parsons '86, FB



1986
Bruce McIntyre '87, HB



co-1987
Jim Johnson '88, WR



co-1987
Dave MacPhee '88, DB



1988
Frank Baur '90, QB



1989
Tom Costello '92, TB



1990
Dave Baird '91, WR



1991
Rob Kulbacki '92, DB



1992
Tom Kirchoff '93, QB



1993, 1994
Erik Marsh '95, TB



1995
Gavin Morrissey '96, DT



1996
B.J. Gallis '97, DB



1997
Dan Bengel '98, LB



1998
Damian Wroblewski '99, C




1999
Angel Colon '00, FS



2000
Phil Yarberough '01, WR



2001
Stewart Kupfer '02, TE




2002
Chris Partridge '02, LB



2003
Marko Glavic '04, QB




2004
Joe McCourt '05, TB



2005
Maurice Bennett '06, LB



2006
Brad Maurer '07, QB




2007, 2008
Andy Romans '09, LB



2008
Shaun Adair '09, WR




2009
Rob Curley '10, QB




2010
Mike Schmidlein '11, LB



2011
Scott Biel '12, OL



2012, 2013
Mark Ross '14, WR



2014
Ross Scheuerman '15, TB



2015
Matt Smalley '16, CB/KR



2016
Dylan Wadsworth '18, TE



2017
Brandon Bryant '18, LB



2018
CJ Amill '19, RB/RS

Team Records

SINGLE GAME

Rushing

Most Rushes: 69 vs. Bucknell (1996)
Most Net Yds. Gained: 528 vs. Lehigh (1943)
Fewest Net Yds. Gained: -17 vs. Delaware (1963)
Highest Avg. Yds./Rush:
8.5 (38 att., 323 yds.) vs. Mercyhurst (1988);
(45 att., 383 yds.) vs. Princeton (1992)
Most Touchdowns Rushing: 12 vs. Catholic (1920)

Passing

Most Yds. Gained: 454 vs. Columbia (2003)
Highest Completion % (min. 10 att.):
95.5% (21-of-22) vs. Holy Cross (2013)
Most Touchdown Passes:
7 vs. Colgate (2009)
5 vs. Holy Cross (2013)
vs. Columbia (2003)
vs. Holy Cross (1996)
vs. Buffalo (1992)
vs. Colgate (1988)
vs. Army (1986)

Total Offense (rushing plus passing)

Most Offensive Plays: 95 vs. Wagner (1976)
Most Net Yds. Gained: 628 vs. Lehigh (1988)
Highest Avg. Yds./Play:
10.3 (60 plays, 613 yds.) vs. Mercyhurst (1988)

Scoring

Most Points:
84 vs. Catholic (1920); vs. Albright (1928)
Most PAT Made (Kicking): 12 vs. Catholic (1920)
Most Field Goals: 5 vs. Lebanon Valley (1905)

First Downs

Most First Downs: 33 vs. Army (1987)

Punting

Most Punts: 22 vs. Lehigh (1938)
Highest Avg./Punt (min. 5 punts):
54.0 (5 punts, 270 yds.) vs. Muhlenberg (1941)

Interceptions

Most Passes Intercepted: 7 vs. Ursinus (1944), 7 vs. Penn (2012)

SEASON

Rushing

Most Rush Attempts: 577 (12 gms.; 2004)
Most Net Yds. Gained: 2,758 (9 gms.; 1940)
Highest Avg. Yds./Rush:
5.6 (492 att., 2,758 yds.), (9 gms.; 1940)
Highest Avg. Yds./Game:
306.4 (492 att., 2,758 yds.), (9 gms.; 1940)

Passing

Most Pass Attempts: 448 (11 gms.; 2000)
Most Pass Completions: 275 (11 gms.; 2016)
Highest Completion %:
68.1% (235-of-345); (11 gms.; 2009)
Most Yds. Gained: 3,241 (13 gms.; 2013)
Most Touchdown Passes: 29 (11 gms.; 1992)
Highest Avg. Yds./Game:
306.4 (9 gms., 2,758 yds.) (1940)
Most Interceptions Thrown: 24 (10 gms.; 1969)
Fewest Interceptions Thrown: 5 (11 gms.; 2008)

Total Offense (rushing plus passing)

Most Offensive Plays: 905 (12 gms.; 2002)
Most Net Yds. Gained: 5,262 (11 gms.; 1988)
Highest Avg. Yds./Play:
6.69 (787 plays, 5,262 yds.) (11 gms.; 1988)
Highest Avg. Yds./Game:
478.4 (11 gms., 5,262 yds.) (1988)

Scoring

Most Points: 420 (11 gms.; 1988)
Most Touchdowns: 56 (11 gms.; 1988)
Most PAT Made (Kicking): 51 (51 att.) (11 gms.; 1988)
Most Field Goals: 16 (12 gms.; 2002)

Punting

Most Punts: 83 (10 gms.; 1968)
Highest Avg. Yds./Punt: 42.7 (11 gms.; 2017)

Rushing Defense

Fewest Rush Attempts: 256 (10 gms.; 1970)
Fewest Net Yds. Gained: 600 (9 gms.; 1939)
Lowest Avg. Yds./Rush:
2.1 (307 att., 634 yds.) (9 gms.; 1940)
Lowest Avg. Yds./Game:
66.7 (9 gms., 600 yds.) (1939)

Pass Defense

Fewest Pass Attempts: 67 (8 gms.; 1938)
Fewest Pass Completions: 24 (8 gms.; 1938)
Lowest Completion %:
27.7% (43-of-155) (8 gms.; 1951)
Fewest Yds. Gained: 236 (8 gms.; 1938)
Fewest Touchdown Passes:
0 (7 gms.; 1944)
Lowest Avg. Yds./Game:
29.5 (8 gms., 236 yds.) (1938)
Most Passes Intercepted: 27 (11 gms.; 1986)

Total Defense (rushing plus passing)

Fewest Offensive Plays: 367 (9 gms.; 1939)
Fewest Net Yds. Gained: 1,130 (8 gms.; 1938)
Lowest Avg. Yds./Play:
2.68 (493 plays, 1,322 yds.) (9 gms.; 1940)
Lowest Avg. Yds./Game:
141.3 (8 gms., 1,130 yds.) (1938)

Scoring Defense

Fewest Points: 6 (8 gms.; 1937)
Fewest Touchdowns: 1 (8 gms.; 1937)

Kicking Defense

Most Punts: 101 (10 gms.; 1968)
Lowest Avg. Yds./Punt:
29.2 (9 gms.; 1956); (8 gms., 1955)
Most Kicks Blocked: 10 (8 punts, 1 PAT, 1 FG)

Individual Records

Most Rush Attempts

Game: 46, Erik Marsh vs. Lehigh (1992)

Season: 314, Joe McCourt (2002)

Career: 1037, Erik Marsh (1991-94)

Most Net Yards Gained

Game: 304, Ross Scheuerman vs. Lehigh (2014)

Season: 1441, Erik Marsh (1993)

Career: 4834, Erik Marsh (1991-94)

Highest Average Yards/Rush

Game (min. 8 att.):

24.2 (9 att., 220 yds.), Frank Raba vs. Rutgers (1944)

Season (min. 70 att.):

7.3 (75 att., 549 yds.), Joe O'Lenic (1953)

Career (min. 150 att.):

5.7 (357 att., 2023 yds.), Rodger Shepko (1979-82)

Most Touchdowns:

Season: 16, Joe McCourt (2004), Tom Costello (1989)

Career: 50, Joe McCourt (2001-04)

Longest Run from Scrimmage

89 yds., Anthony D'Urso
vs. Princeton (2007; modern record)

102 yds. George McCaa
vs. Swarthmore (1909)

TOP 10 PERFORMANCES

Most Rush Attempts

Single Game

- 46, Erik Marsh vs. Lehigh, 1992
- 45, Tom Costello vs. Lehigh, 1989
45, Ross Scheuerman vs. Lehigh, 2014
45, Bob Zimmers vs. Bucknell, 1967
- 41, Erik Marsh vs. Colgate, 1992
41, John Kahn vs. Columbia, 1991
- 40, Ryan Priest vs. Kutztown, 1983
- 38, Joe McCourt vs. Holy Cross, 2002
- 37, Joe McCourt vs. Lehigh, 2002
37, Ryan Priest vs. Colgate, 1984

Single Season

- 314, Joe McCourt (2002)
- 304, Erik Marsh (1993)
- 289, Erik Marsh (1994)
- 284, Erik Marsh (1992)
- 256, Tom Costello (1989)
- 250, Joe McCourt (2004)
- 245, Joe McCourt (2003)
- 236, Ross Scheuerman (2014)
- 233, Ryan Priest (1984)
- 229, Jonathan Hurt (2006)

Career

- 1037, Erik Marsh (1991-94)
- 955, Joe McCourt (2001-04)
- 705, Leonard Moore (1995-98)
- 690, Ross Scheuerman (2011-14)
- 581, Tom Costello (1988-90)
- 547, Ryan Priest (1982-85)
- 512, Jonathan Hurt (2003-06)
- 504, Tony Giglio (1971-73)
- 439, Nick Kowgios (1981-84)
- 432, Bob Zimmers (1967-69)

Most Net Yards Gained

Single Game:

- 304, Ross Scheuerman vs. Lehigh (2014)
- 296, Nick Kowgios vs. Princeton (1982)
- 256, Jack O'Reilly vs. Lehigh (1927)
- 254, Tom Triolo vs. Gettysburg (1968)
- 251, Erik Marsh vs. Lehigh (1992)
251, Bruce McIntyre vs. Lehigh (1986)
- 249, Erik Marsh vs. Lehigh (1993)
- 245, Tom Costello vs. Lehigh (1989)
245, Rodger Shepko vs. U.S.M.M.A (1981)
- 243, George "Mike" Wilson vs. Lehigh (1926)

Single Season

- 1441, Erik Marsh (1993)
- 1397, Tom Costello (1989)
- 1393, Joe McCourt (2002)
- 1365, Erik Marsh (1992)
- 1287, Bruce McIntyre (1986)
- 1280, Rodger Shepko (1981)
- 1249, Erik Marsh (1994)
- 1204, Tony Giglio (1972)
- 1193, Joe McCourt (2004)
- 1191, Ross Scheuerman (2014)

Career

- 4834, Erik Marsh (1991-94)
- 4474, Joe McCourt (2001-04)
- 3425, Ross Scheuerman (2011-14)
- 3419, Leonard Moore (1995-98)
- 2936, Tom Costello (1988-90)
- 2597, Ryan Priest (1982-85)
- 2531, Jonathan Hurt (2003-06)
- 2519, Tony Giglio (1971-73)
- 2169, Bruce McIntyre (1983-86)
- 2158, Nick Kowgios (1981-84)

Highest Average Yards/Rush

Single Season (min. 70 att.)

- 7.3, Joe O'Lenic (75 att., 549 yds.) (1953)
- 6.4, Rodger Shepko (199 att., 1280 yds.) (1981)
- 6.0, Bruce McIntyre (210 att., 1287 yds.) (1986)
- 5.9, Maurice White (80 att., 469 yds.) (2008)
- 5.8, Tony Giglio (207 att., 1204 yds.) (1972)
- 5.5, Tom Costello (256 att., 1397 yds.) (1989)
5.5, Craig Williams (98 att., 540 yds.) (1982)
- 5.4, Tom Costello (210 att., 1132 yds.) (1988)
5.4, James Adams (177 att., 349 yds.) (1988)
5.4, Nick Kowgios (187 att., 1018 yds.) (1982)

Career (min. 150 att.)

- 5.7, Rodger Shepko (357 att., 2023 yds.) (1979-82)
- 5.6, Bruce McIntyre (388 att., 2169 yds.) (1983-86)
- 5.2, Maurice White (309 att., 1622 yds.) (2006-09)
- 5.1, Tom Costello (581 att., 2936 yds.) (1988-90)
- 5.0, Ross Scheuerman (690 att., 3425 yds.) (2011-14)
5.0, Jonathan Hurt (512 att., 2534 yds.) (2003-06)
5.0, Greg DeSanty (242 att., 1215 yds.) (1973-75)
5.0, Tony Giglio (504 att., 2519 yds.) (1971-73)
- 4.9, Nick Kowgios (439 att., 2158 yds.) (1981-84)
4.9, Charley Bartos (309 att., 1524 yds.) (1958-60)
4.9, Jonathan Hurt (512 att., 2531 yds.) (2003-06)
- 4.8, Leonard Moore (705 att., 3419 yds.) (1995-98)
- 4.7, DeAndre Morrow (189 att., 897 yds.) (2007-09)
4.7, Joe McCourt (955 att., 4474 yds.) (2001-04)
4.7, Erik Marsh (1037 att., 4834 yds.) (1991-94)
4.7, Kurt Bowman (269 att., 1251 yds.) (1985-88)
4.7, Ryan Priest (547 att., 2597 yds.) (1982-85)



Joe McCourt '05

Most Touchdowns

Single Season

- 16, Joe McCourt (2004)
16, Tom Costello (1989)
- 15, Joe McCourt (2003)
15, Nick Kowgios (1982)
15, Jonathan Hurt (2006)
- 14, Ross Scheuerman (2013)
- 13, Joe McCourt (2002)
13, Tony Giglio (1973)
13, Jonathan Hurt (2005)
- 12, Ross Scheuerman (2014)
- 11, Erik Marsh (1994)
11, Bruce McIntyre (1986)
11, Craig Williams (1981)

Career

- 50, Joe McCourt (2001-04)
- 35, Erik Marsh (1991-94)
- 33, Jonathan Hurt (2003-06)
- 31, Ross Scheuerman (2011-14)
- 30, Nick Kowgios (1981-84)
- 28, Tom Costello (1988-90)
- 23, Leonard Moore (1995-98)
- 22, Tony Giglio (1971-73)
- 17, Maurice White (2006-09)
17, John Orrico (1975-77)

Top 10 Career Rushers

Year	Att	Yards	Avg	TDs
1. Erik Marsh				
1991	150	779	5.2	5
1992	284	1365	4.8	10
1993	304	1441	4.7	9
1994	289	1249	4.3	11
Totals	1037	4834	4.7	35
2. Joe McCourt				
2001	146	731	5.0	6
2002	314	1393	4.4	13
2003	245	1157	4.7	15
2004	250	1193	4.8	16
Totals	955	4474	4.7	50
3. Ross Scheuerman				
2011	104	499	4.8	0
2012	146	701	4.8	5
2013	218	1113	5.1	14
2014	236	1191	5.0	12
Totals	690	3425	5.0	31
4. Leonard Moore				
1995	140	665	4.8	7
1996	166	712	4.3	1
1997	190	982	5.2	5
1998	209	1060	5.1	10
Totals	705	3419	4.8	23
5. Tom Costello				
1988	210	1132	5.4	10
1989	256	1397	5.5	16
1990	115	407	3.5	2
Totals	581	2936	5.1	28
6. Ryan Priest				
1982	55	331	6.0	1
1983	151	794	5.3	5
1984	233	1111	4.8	5
1985	51	241	4.7	3
1986	57	120	2.1	0
Totals	547	2597	4.7	14
7. Jonathan Hurt				
2003	3	19	6.3	0
2004	83	362	4.4	5
2005	197	985	5.0	13
2006	229	1165	5.1	15
Totals	512	2531	4.9	33
8. Tony Giglio				
1971	70	237	3.4	2
1972	207	1204	5.8	7
1973	228	1078	4.7	13
Totals	505	2519	5.0	22
9. Bruce McIntyre				
1984	23	91	4.0	2
1985	155	791	5.1	3
1986	210	1287	6.1	11
Totals	388	2169	5.6	16
10. Nick Kowgios				
1981	20	109	5.5	2
1982	187	1018	5.4	15
1983	106	488	4.6	3
1984	126	543	4.3	6
Totals	439	2158	4.9	30

Year-by-Year Rushing Leaders (since 1960):

Year	Player	Att.	Yds.	Avg.	TDs
1960	Charley Bartos	172	793	4.3	2
1961	John Contarino	93	348	3.7	2
1962	Ray Moyer	39	158	4.0	1
1963	Allen Ruddy	55	207	3.8	1
1964	Bill Horvath	47	122	2.6	1
1965	Bill Messick	107	356	3.3	2
1966	Rick Craw	170	529	3.1	3
1967	Bob Zimmers	109	368	3.4	2
1968	Tom Triolo	132	588	4.5	3
1969	Tom Triolo	151	612	4.1	9
1970	Tom Conway	159	642	4.0	6
1971	Doug Elgin	188	597	3.2	8
1972	Tony Giglio	207	1204	5.8	7
1973	Tony Giglio	228	1078	4.7	13
1974	Orlando Wright	83	312	3.8	2
1975	Greg DeSanty	189	803	4.2	6
1976	John Orrico	204	829	4.1	7
1977	John Orrico	213	843	4.0	10
1978	Ed Rogusky	129	496	3.8	3
1979	Ed Rogusky	162	574	3.5	4
1980	Roger Curylo	96	353	3.6	0
1981	Rodger Shepko	199	1280	6.4	8
1982	Nick Kowgios	187	1018	5.4	15
1983	Ryan Priest	151	794	5.3	5
1984	Ryan Priest	233	1111	4.8	5
1985	Bruce McIntyre	155	791	5.1	3
1986	Bruce McIntyre	210	1287	6.1	11
1987	James Adams	102	394	3.8	4
1988	Tom Costello	210	1132	5.4	10
1989	Tom Costello	256	1397	5.5	16
1990	Al Rainey	131	496	3.8	2
1991	Erik Marsh	150	779	5.2	5
1992	Erik Marsh	284	1365	4.8	10
1993	Erik Marsh	304	1441	4.7	9
1994	Erik Marsh	289	1249	4.3	1
1995	Leonard Moore	140	665	4.8	7
1996	Leonard Moore	166	712	4.3	1
1997	Leonard Moore	190	982	5.2	5
1998	Leonard Moore	209	1060	5.1	10
1999	Brian Tuma	155	697	4.5	10
2000	Scott Warden	143	457	3.2	5
2001	Joe McCourt	146	731	5.0	6
2002	Joe McCourt	314	1393	4.4	13
2003	Joe McCourt	245	1157	4.7	15
2004	Joe McCourt	250	1193	4.8	16
2005	Jonathan Hurt	197	985	5.0	13
2006	Jonathan Hurt	229	1165	5.1	15
2007	Anthony D'Urso	59	319	5.4	2
2008	Maurice White	80	469	5.9	2
2009	Maurice White	135	622	4.6	7
2010	Alan Elder	119	450	3.8	1
2011	Ross Scheuerman	104	499	4.8	0
2012	Ross Scheuerman	146	701	4.8	5
2013	Ross Scheuerman	218	1113	5.1	14
2014	Ross Scheuerman	236	1191	5.0	12
2015	DeSean Brown	154	580	3.8	5
2016	DeSean Brown	96	341	3.6	3
2017	Selwyn Simpson	54	174	3.2	2
2018	CJ Amill	97	431	4.4	7

McGaughey Award

The George L. McGaughey Memorial Award is presented each year to the outstanding players on both teams in the Bucknell-Lafayette football game. The selections are made by the coaching staffs at each school, and the first awards were presented for the 1983 game won by Lafayette, 33-3.

McGaughey, who was an outstanding football player at Bucknell University and later a coach at Lafayette College, is honored each year through an award established by gifts from his friends at both schools.

The initial winners were both senior co-captains, Lafayette QB Frank Novak and Bucknell C Shane Snyder.

A 1935 Bucknell graduate and one of the finest centers in the school's history, McGaughey was a standout on the Bison team that defeated Miami (Fla.), 26-0, in the inaugural Orange Bowl game on January 1, 1935. McGaughey, who died in June of 1983, was a teacher, intramural director, and assistant football coach at Lafayette for 32 years. He was inducted into Bucknell's Athletic Hall of Fame in November 1982 and entered Lafayette's Hall of Fame the following January.

Lafayette's McGaughey Award winners through the years

1983	Frank Novak, QB, Sr.
1984	Frank Gaziano, LB, Jr.
1985	Frank Baur, QB, Fr.
1986	Mike Joseph, DB, Jr.
1987	Horace Davis, LB, Sr.
1988	Frank Baur, QB, Jr.
1989	Darryl Boich, LB, Sr.
1990	Kevin McManus, LB, So.
1991	Rob Kulbacki, DB, Sr.
1992	Phil Robinson, TB, Sr.
1993	Jason Carnevale, QB, Sr.
1994	Shawn McHale, QB, So.
1995	Leonard Moore, TB, Fr.
1996	B.J. Gallis, DB, Sr.
1997	Mike Palos, QB, So.
1998	Bryant Ibekwe, DB, So.
1999	Harry Armstrong, QB, So.
2000	Phil Yarberough, WR, Sr.
2001	Nick Boccagno, LB, Sr.
2002	Greg Gibbs, DL, So.
2003	Joe McCourt, TB, Jr.
2004	Andrew Brown, DL, Jr.
2005	Brad Maurer, QB, Jr.
2006	Brad Maurer, QB, Sr.
2007	Matt Ferber, TB, So., Sam Leland, DB, So.
2008	Mike Conte, TE, Sr.
2009	Rob Curley, QB, Sr.
2010	Marc Quilling, QB, Sr.
2011	Mark Ross, WR, So.
2012	Shane Dorner, DE, So.
2013	Ross Scheuerman, TB, Jr.
2014	Matt Smalley, CB, Jr.
2015	CJ Amill, WR, Fr.
2016	Mike Dunn, RB, Fr.
2017	Brandon Bryant, LB, Sr.
2018	Mike Root, LB, Sr.



Passing Records

INDIVIDUAL RECORDS

Most Pass Attempts

Game: 56, Marko Glavic vs. Colgate (2003)
 Season: 399, Marko Glavic (2002)
 Career: 1459, Marko Glavic (2000-03)

Most Pass Completions

Game: 34, Marko Glavic at Fordham (2002)
 Season: **241, Sean O'Malley (2017)**
 Career: 820, Marko Glavic (2000-03)

Highest Completion %

Game (min. 10 att.)
 95.5%, Drew Reed at Holy Cross (21-of-22) (2013)
 85.7%, Rob Curley vs. Bucknell (30-of-35) (2009)
 Brad Maurer vs. Columbia (12-of-14) (2004)
 Frank Baur vs. Kutztown (12-of-14) (1988)

Season (min. 75 att.)

72.5% (132-of-182), Drew Reed (2013)

Career (min. 125 att.)

66.5% (274-of-412), Ryan O'Neil (2009-11)

Most Yards Gained

Game: 453, Marko Glavic vs. Columbia (2003)
 Season: 3044, Rob Curley (2009)
 Career: 9819, Marko Glavic (2000-2003)

Most Touchdown Passes

Game: 7, Rob Curley vs. Colgate (2009)
 5, Drew Reed at Holy Cross (2013)
 5, Tom Kirchhoff vs. Buffalo (1991)
 5, Frank Baur vs. Army (1987)
 5, Paul Stuncius vs. Army (1986)
 Season: 28, Rob Curley (2009)
 Career: 62, Marko Glavic (2000-2003)
 62, Frank Baur (1985, 1987-89)

Longest Pass

98 yds. Frank Baur to Maurice Caldwell vs. Columbia (1988; TD)

Most Interceptions Thrown

Game: 5, Ed Baker vs. Columbia (1969)
 Season: 19, Frank Novak (1983)
 Career: 58, Marko Glavic (2000-03)

Lowest Interception Percentage

Game (min. 25 att.): 0.0% by several players
 Season (min. 100 att.):
 1.61% (4 int., 249 att.), Mike Palos (1998)
 Career (min. 500 att.): 3.0%, Rob Curley (20 int., 672 att.)

TOP 10 PERFORMANCES

Most Pass Attempts

Single Game

- 56 Marko Glavic vs. Colgate, 2003
- 56 Andrew Shoop at St. Brook, 2011
- 55 Marko Glavic vs. Lehigh, 2001
- 52 Marko Glavic vs. Harvard, 2003
- 51 Marko Glavic vs. Fordham, 2002
- 50 Marko Glavic vs. Columbia, 2001
- 49 Marko Glavic vs. Lehigh, 2003
- 48 Frank Novak vs. Colgate, 1983
- 47 Marko Glavic vs. Columbia, 2002
- 46 Blake Searfoss vs. Colgate, 2014

Single Season

- 399 Marko Glavic (2002)
- 397 Sean O'Malley (2017)**
- 390 Marko Glavic (2003)
- 377 Frank Baur (1987)
- 373 Marko Glavic (2001)
- 341 Sean O'Malley (2018)**
- 336 Rob Curley (2009)
- 326 Frank Novak (1983)
- 313 Ryan O'Neil (2010)
- 308 Drew Reed (2015)
- 307 Brad Maurer (2006)
- 297 Marko Glavic (2000)
- 297 Shawn McHale (1995)
- 297 Tom Kirchhoff (1991)

Career

- 1459 Marko Glavic (2000-03)
- 1103 Frank Baur (1985-89)
- 968 Drew Reed (2013-16)
- 878 Tom Kirchhoff (1989-90)
- 834 Frank Novak (1981-83)
- 757 Shawn McHale (1994-96)
- 738 Sean O'Malley (2017-)**
- 715 Brad Maurer (2004-06)
- 672 Rob Curley (2007-09)
- 518 Ed Baker (1967-69)
- 507 George Hossenlopp (1962-64)
- 500 Andrew Shoop (2010-12)

Most Pass Completions

Single Game

- 35 Ryan O'Neil vs. Holy Cross, 2010
- 34 Marko Glavic vs. Fordham, 2002
- 33 Marko Glavic vs. Colgate, 2003
- 33 Ryan O'Neil vs. Georgetown, 2010
- 33 Blake Searfoss vs. Holy Cross, 2016
- 32 Frank Baur vs. Army, 1987
- 32 Andrew Shoop vs. Stony Brook, 2011
- 31 Blake Searfoss vs. William & Mary, 2015
- 30 Sean O'Malley vs. Princeton, 2017**
- 30 Rob Curley vs. Bucknell, 2009
- 30 Marko Glavic vs. Harvard, 2003
- 30 Marko Glavic vs. Columbia, 2001

Single Season

- 241 Sean O'Malley (2017)**
- 231 Rob Curley (2009)
- 229 Marko Glavic (2003)
- 221 Marko Glavic (2002)
- 212 Frank Baur (1987)
- 211 Marko Glavic (2001)
- 209 Ryan O'Neil (2010)
- 199 Drew Reed (2015)
- 192 Frank Novak (1983)
- 187 Drew Reed (2016)
- 185 Sean O'Malley (2018)**
- 181 Brad Maurer (2006)
- 180 Tom Kirchhoff (1992)

Career

- 820 Marko Glavic (2000-03)
- 636 Frank Baur (1985, 1987-89)
- 631 Drew Reed (2013-16)
- 510 Tom Kirchhoff (1989-92)
- 478 Frank Novak (1981-83)
- 434 Brad Maurer (2004-06)
- 429 Rob Curley (2007-09)
- 426 Sean O'Malley (2017-)**
- 386 Shawn McHale (1994-96)
- 293 Andrew Shoop (2010-12)
- 274 Ryan O'Neil (2009-11)

Highest Completion Percentage

Single Season (min. 75 att.)

- 72.5% (132-of-182) Drew Reed (2013)
- 68.8% (231-of-336) Rob Curley (2009)
- 67.0% (124-of-185) Brad Maurer (2004)
- 67.0% (61-of-91) Ryan O'Neil (2011)
- 66.8% (209-of-313) Ryan O'Neil (2010)
- 65.6% (199-of-308) Drew Reed (2015)
- 64.2% (88-of-137) Blake Searfoss (2016)
- 64.1% (164-of-256) Frank Baur (1988)
- 64.0 (187-of-292) Drew Reed (2016)
- 64.0% (71-of-111) Zach Zweig (2012)
- 62.8% (81-of-129) Gary Uzelac (1978)
- 61.2% (142-of-232) Andrew Shoop (2012)
- 60.8% (180-of-296) Tom Kirchhoff (1992)
- 60.8% (113-of-186) Drew Reed (2014)
- 60.7% (241-of-406) Sean O'Malley (2017)**

Career (min. 125 att.)

- 66.5% (274-of-412) Ryan O'Neil (2009-11)
- 65.2% (631-of-968) Drew Reed (2013-16)
- 63.8% (429-of-672) Rob Curley (2007-09)
- 62.0% (251-of-405) Blake Searfoss (2013-16)
- 60.7% (434-of-715) Brad Maurer (2004-06)
- 60.3% (90-of-178) Gary Uzelac (1977-79)
- 58.6% (293-of-500) Andrew Shoop (2010-12)
- 58.1% (510-of-878) Tom Kirchhoff (1989-92)
- 57.7% (636-of-1103) Frank Baur (1985, 1987-89)
- 57.7% (426-of-738) Sean O'Malley (2017-)**
- 57.3% (478-of-834) Frank Novak (1981-83)

Most Yards Gained

Single Game

- 453 Marko Glavic vs. Columbia (2003)
- 400 Frank Baur vs. Army (1987)
- 392 Marko Glavic vs. Colgate (2003)
- 378 Drew Reed at Lehigh (2013)
- 373 Rob Curley vs. Colgate (2009)
- 370 Shawn McHale vs. Fordham (1994)
- 352 Tom Kirchhoff vs. Fordham (1990)
- 335 Ryan O'Neil vs. Holy Cross [2010]
- 333 Rob Curley vs. Bucknell (2009)
- 331 Rich McKay vs. Davidson (1970)

Single Season

- 3044 Rob Curley (2008)
- 2725 Marko Glavic (2003)
- 2670 Marko Glavic (2002)
- 2621 Frank Baur (1988)
- 2526 Frank Baur (1987)
- 2460 Marko Glavic (2001)
- 2356 Frank Novak (1983)
- 2350 Tom Kirchhoff (1992)
- 2257 Frank Novak (1982)
- 2248 Tom Kirchhoff (1990)

Career

- 9819 Marko Glavic (2000-03)
- 8399 Frank Baur (1985-89)
- 7007 Drew Reed (2013-16)
- 6721 Tom Kirchhoff (1989-92)
- 6378 Frank Novak (1981-83)
- 5397 Rob Curley (2007-09)
- 5114 Brad Maurer (2004-06)
- 4970 Shawn McHale (1994-96)
- 3708 Sean O'Malley (2017-)**
- 3705 Andrew Shoop (2010-12)
- 2921 Ed Baker (1967-69)

Most Touchdown Passes

Single Season

- 28 Rob Curley (2009)
- 26 Tom Kirchhoff (1992)
- 23 Frank Baur (1988)
- 21 Marko Glavic (2003)
- 20 Marko Glavic (2002)
- 20 Frank Novak (1982)
- 19 Frank Novak (1983)
- 17 Drew Reed (2013)
- 15 Frank Baur (1989)
- 15 Ryan O'Neil (2010)

Career

- 62 Marko Glavic (2000-03)
- 62 Frank Baur (1985, 1987-89)
- 53 Tom Kirchhoff (1989-92)
- 51 Frank Novak (1981-83)
- 47 Drew Reed (2013-16)
- 44 Rob Curley (2007-09)
- 34 Shawn McHale (1994-96)
- 30 Andrew Shoop (2010-12)
- 28 Brad Maurer (2004-06)
- 23 Gary Marshall (1964-66)





Frank Baur '90



Marko Glavic '04



Brad Maurer '07

TOP 10 CAREER PASSERS

Year	Comp/Att	Yards	TDs
1. Marko Glavic			
2000	159/297	1964	12
2001	211/373	2460	9
2002	221/399	2670	20
2003	229/390	2725	21
Totals	820/1459	9819	62
2. Frank Baur			
1985	91/175	1075	11
1986	Did Not Play		
1987	212/377	2526	13
1988	164/256	2621	23
1989	169/295	2177	15
Totals	636/1103	8399	62
3. Drew Reed			
2013	132/182	1887	17
2014	113/186	1022	7
2015	199/308	2008	11
2016	187/292	2090	12
Totals	631/968	7007	47
4. Tom Kirchhoff			
1989	1/2	12	0
1990	166/283	2248	13
1991	163/297	2111	14
1992	180/296	2350	26
Totals	510/878	6721	53
5. Frank Novak			
1981	132/251	1765	12
1982	154/257	2257	20
1983	192/326	2356	19
Totals	478/834	6378	51
6. Rob Curley			
2007	77/124	929	7
2008	121/212	1424	9
2009	231/336	3089	28
Totals	429/672	5397	44
7. Brad Maurer			
2004	124/185	1313	6
2005	129/223	1562	9
2006	181/307	2239	13
Totals	434/715	5114	28
8. Shawn McHale			
1994	133/244	1845	12
1995	143/297	1741	8
1996	110/216	1384	14
Totals	386/757	4970	34
9. Sean O'Malley			
2017	241/397	1967	12
2018	185/341	1741	4
Totals	426/738	3708	16
10. Andrew Shoop			
2010	2/3	24	1
2011	149/265	2024	15
2012	142/232	1657	14
Totals	293/500	3705	30

YEAR-BY-YEAR PASSING LEADERS (SINCE 1960)

Year	Player	Comp./Att.Yds	Int	TD	Pct
1960	Michael Dill	21/56	287	3	1 37.5
1961	Charles Zarelli	19/60	171	8	3 31.6
1962	Geo. Hossenlopp	58/147	673	14	3 39.4
1963	Geo. Hossenlopp	70/156	824	11	5 44.8
1964	Geo. Hossenlopp	97/204	1005	11	4 47.5
1965	Gary Marshall	51/127	881	6	8 40.2
1966	Gary Marshall	89/187	1278	17	12 47.6
1967	Ed Baker	59/140	628	9	2 42.1
1968	Ed Baker	61/142	851	7	6 43.0
1969	Ed Baker	120/236	1442	16	10 51.0
1970	Rich McKay	116/246	1695	16	10 47.1
1971	Jack Hickl	42/86	499	5	2 48.8
1972	Tim Grip	37/103	366	9	1 30.1
1973	Mark Jones	75/151	751	12	2 49.7
1974	Mark Jones	53/109	634	3	2 48.6
1975	Rob Stewart	41/84	478	8	2 50.0
1976	Mark Jones	79/175	1337	8	9 56.6
1977	Rob Stewart	152/295	1659	18	6 51.5
1978	Gary Uzelac	81/129	930	5	4 62.8
1979	Hal Hocking	77/142	899	11	4 54.2
1980	Hal Hocking	31/84	440	8	2 36.9
1981	Frank Novak	132/251	1765	5	12 52.6
1982	Frank Novak	154/257	2257	12	20 59.8
1983	Frank Novak	192/326	2356	19	19 59.0
1984	Dean Rivera	84/178	805	7	4 47.0
1985	Frank Baur	91/175	1075	8	11 52.0
1986	Paul Struncius	65/129	859	7	12 50.0
1987	Frank Baur	212/377	2526	16	13 56.0
1988	Frank Baur	164/256	2621	11	23 64.1
1989	Frank Baur	169/295	2177	11	15 57.3
1990	Tom Kirchhoff	166/283	2248	13	13 58.7
1991	Tom Kirchhoff	163/297	2111	14	14 54.9
1992	Tom Kirchhoff	180/296	2350	9	26 60.8
1993	Jason Carnevale	99/168	1206	6	5 58.9
1994	Shawn McHale	133/244	1845	9	12 54.5
1995	Shawn McHale	143/297	1741	12	8 48.1
1996	Shawn McHale	110/216	1384	9	14 50.9
1997	Mike Palos	109/235	1321	14	9 46.4
1998	Mike Palos	108/249	1149	4	4 43.4
1999	Harry Armstrong	78/153	916	11	9 51.0
2000	Marko Glavic	159/297	1964	12	12 53.5
2001	Marko Glavic	211/373	2460	13	9 56.6
2002	Marko Glavic	221/399	2670	15	20 55.4
2003	Marko Glavic	229/390	2725	16	21 58.7
2004	Brad Maurer	124/185	1313	8	6 67.0
2005	Brad Maurer	129/223	1562	5	9 57.8
2006	Brad Maurer	181/307	2239	10	13 59.0
2007	Mike DiPaola	113/199	1174	12	7 56.8
2008	Rob Curley	121/212	1424	4	9 57.1
2009	Rob Curley	231/336	3044	12	28 68.8
2010	Ryan O'Neil	209/313	2183	7	15 66.8
2011	Andrew Shoop	149/265	2024	11	15 56.2
2012	Andrew Shoop	142/232	1657	6	14 61.2
2013	Drew Reed	132/182	1887	5	17 72.5
2014	Drew Reed	113/186	1022	9	7 60.8
2015	Drew Reed	199/308	2008	10	11 64.6
2016	Drew Reed	187/292	2090	12	10 64.0
2017	Sean O'Malley	241/297	1967	15	12 60.7
2018	Sean O'Malley	185/341	1741	12	4 54.3

Receiving Records

TOP 10 CAREER RECEIVERS

(by receptions)

Year	Rec	Yards	Avg.	TDs
1. Mark Ross				
2011	49	703	14.3	9
2012	75	1030	13.7	10
2013	74	1078	14.6	8
Totals	198	2811	14.2	27
2. Matt Mrazek				
2014	26	360	13.8	2
2015	44	495	11.2	2
2016	71	755	10.6	8
2017	28	250	8.9	2
Totals	169	1860	11.0	14
3. John Weyrauch				
2001	58	889	15.3	6
2002	63	910	14.4	8
2003	41	607	14.8	4
Totals	162	2406	14.9	18
4. Phil Yarberough				
1997	12	271	22.6	1
1998	21	324	15.4	1
1999	50	651	13.0	4
2000	77	1139	14.8	7
Totals	160	2385	14.9	13
5. Phillip Ng				
1985	8	82	10.2	0
1986	41	556	13.5	3
1987	38	425	11.1	3
1988	65	1048	16.1	13
Totals	152	2111	13.9	19
6. Shaun Adair				
2005	22	392	17.8	3
2006	33	501	15.2	4
2007	41	538	13.1	4
2008	52	759	14.6	5
Totals	148	2190	14.8	16
7. Mark Layton				
2008	17	194	11.4	0
2009	65	838	12.9	11
2010	64	748	11.7	6
Totals	146	1780	12.2	17
8. Joe McCourt				
2001	22	167	7.6	0
2002	40	332	8.3	1
2003	52	444	8.5	2
2004	25	192	7.7	1
Totals	139	1135	8.2	4
9. Frank Corbo				
1981	14	164	11.7	0
1982	38	605	15.9	5
1983	55	783	14.2	5
1984	29	418	14.4	4
Totals	136	1970	14.4	14
10. Jeremy Burkes				
2000	34	274	8.1	0
2001	11	138	12.5	0
2002	39	549	14.0	3
2003	36	545	15.1	5
Totals	120	1506	12.6	8
11. Mike Miller				
1967	24	301	12.5	3
1968	42	468	13.4	2
1969	60	717	11.9	5
Totals	107	1243	11.6	7
11. Brandon Stanford				
2003	17	245	14.4	0
2004	33	299	9.1	1
2005	57	683	12.0	3
Totals	107	1227	11.5	4

INDIVIDUAL RECORDS

Most Pass Receptions

Game: 13, Mark Layton vs. Holy Cross (2010)
13, Mark Ross at Robert Morris (2012)
Season: 77, Phil Yarberough (2000)
Career: 198, Mark Ross (2011-13)

Most Yards Gained

Game: 274, Joe Ort vs. Georgetown (2006)
Season: 1139, Phil Yarberough (2000)
Career: 2811, Mark Ross (2011-13)

Highest Average Per Catch

Season (min 40 rec.): 21.2 Jamal Jordan (1992)
Career (min 50 rec.): 20.9 Tramont Evans (1992-94)

Most Touchdown Receptions

Game: 3, Matt Mrazek at Central Conn. State (2016)
3, Matt Mrazek vs. Holy Cross (2016)
3, Mark Ross at Holy Cross (2013)
3, Jeremy Burkes vs. Columbia (2003)
3, John Weyrauch vs. Fordham (2001)
3, Phil Yarberough vs. Bucknell (2000)
3, Craig Roubinek vs. Army (1992)
3, Mike Grau vs. Columbia (1989)
3, Phillip Ng vs. Colgate (1988)
3, Jack Gatehouse vs. Columbia (1982)
Season: 13, Phillip Ng (1988)
Career: 27, Mark Ross (2011-13)

TOP 10 PERFORMANCES

Most Pass Receptions

Single Game

- 13 Mark Layton vs. Holy Cross (2010)
- 13 Mark Ross at Robert Morris (2012)
- 12 John Weyrauch at Fordham (2002)
- 11 Matt Mrazek vs. Holy Cross (2016)
- 11 Ross Scheuerman at Colgate (2014)
- 11 Mark Ross vs. Sacred Heart (2013)
- 11 Joe McCourt at Harvard (2003)
- 11 John Weyrauch vs. Monmouth (2002)
- 11 Phil Yarberough vs. Harvard (2000)
- 11 Frank Corbo vs. Columbia (1983)
- 11 Rich Smith vs. Maine (1979)
- 10 Quinn Revere vs. Central Conn. St. (2018)
- 10 Nick Pearson vs. Georgetown (2018)
- 10 Mike Duncan vs. Colgate (2014)
- 10 Tim Vangelas vs. Bucknell (2014)
- 10 Shaun Adair at Colgate (2008)
- 10 Shaun Adair at Penn (2007)
- 10 Joe Ort vs. Georgetown (2006)
- 10 Joe McCourt at Lehigh (2003)
- 10 Jack Gatehouse vs. Princeton (1982)
- 10 Matt Walsh vs. Wagner (1976)

Single Season

- 77 Phil Yarberough (2000)
- 75 Mark Ross (2012)
- 74 Mark Ross (2013)
- 71 Matt Mrazek (2016)
- 65 Mark Layton (2009)
- 65 Phillip Ng (1988)
- 64 Mark Layton (2010)
- 63 John Weyrauch (2002)
- 60 Mike Miller (1969)
- 58 John Weyrauch (2001)
- 57 Ross Scheuerman (2014)
- 57 Brandon Stanford (2005)

Career

- 198 Mark Ross (2011-13)
- 169 Matt Mrazek (2014-17)
- 162 John Weyrauch (2000-03)
- 160 Phil Yarberough (1997-2000)
- 152 Phillip Ng (1985-88)
- 148 Shaun Adair (2005-08)
- 146 Mark Layton (2007-10)
- 139 Joe McCourt (2001-04)
- 136 Frank Corbo (1981-84)
- 128 Ross Scheuerman (2011-14)
- 120 Jeremy Burkes (2000-03)

Most Yards Gained

Single Game

- 274 Joe Ort vs. Georgetown, 2006
- 234 Jeremy Burkes vs. Columbia, 2003
- 206 Jamal Jordan vs. Fordham, 1992
- 192 Bob Donofrio vs. East Stroudsburg, 1970
- 182 Bob Donofrio vs. Bucknell, 1970
- 181 Tramont Evans vs. Fordham, 1994
- 180 Jack Gatehouse vs. Columbia, 1982
- 177 Eric Perry vs. Princeton, 1992
- 175 Phil Yarberough vs. Harvard, 2000
- 175 Mark Layton vs. Holy Cross, 2010

Single Season

- 1139 Phil Yarberough (2000)
- 1078 Mark Ross (2013)
- 1048 Phillip Ng (1988)
- 1030 Mark Ross (2012)
- 910 John Weyrauch (2002)
- 890 Jamal Jordan (1992)
- 889 John Weyrauch (2001)
- 850 Jack Gatehouse (1982)
- 838 Mark Layton (2009)
- 814 Joe Ort (2006)

Career

- 2811 Mark Ross (2011-13)
- 2406 John Weyrauch (2000-03)
- 2385 Phil Yarberough (1997-2000)
- 2190 Shaun Adair (2005-08)
- 2111 Phillip Ng (1985-88)
- 1970 Frank Corbo (1981-84)
- 1860 Matt Mrazek (2014-17)
- 1780 Mark Layton (2007-10)
- 1681 Dave Baird (1988-90)
- 1673 Quincy Miller (1993-96)
- 1634 Jamal Jordan (1990-92)





Mark Ross '14

Highest Average Per Catch

Single Season (min. 40 rec.)

- 21.2 Jamal Jordan (1992)
- 18.7 Dave Baird (1990)
- 17.0 Jack Gatehouse (1982)
- 16.3 Joe Ort (2006)
- 16.1 Phillip Ng (1988)
- 15.5 Rick Nowell (1970)
- 15.3 John Weyrauch (2001)
- 15.1 Quincy Miller (1996)
- 14.8 John Weyrauch (2003)
- 14.8 Phil Yarberough (2000)

Career (min. 50 rec.)

- 20.9 Tramont Evans (1992-94)
- 19.5 Maurice Caldwell (1985-88)
- 18.3 Dave Baird (1988-90)
- 18.2 Bob Donofrio (1968-70)
- 17.8 John Carter (1988-91)
- 17.1 Quincy Miller (1993-96)
- 16.5 Jamal Jordan (1990-92)
- 16.3 Dave Robertshaw (1965-67)
- 16.2 Joe Ort (2004-06)
- 16.0 Al Cognigni (1979-81)


Most Touchdowns

Single Season

- 13 Phillip Ng (1988)
- 11 Mark Layton (2009)
- 11 Jamal Jordan (1992)
- 10 Mark Ross (2012)
- 9 Quincy Miller (1996)
- 9 Mark Ross (2011)
- 8 Matt Mrazek (2016)
- 8 Mark Ross (2013)
- 8 John Weyrauch (2002)
- 8 Jack Gatehouse (1982)
- 7 Carl St. Bernard (1985)
- 7 Phil Yarberough (2000)

Career

- 27 Mark Ross (2011-13)
- 19 Phillip Ng (1985-88)
- 18 John Weyrauch (2000-03)
- 17 Mark Layton (2007-10)
- 16 Shaun Adair (2005-08)
- 16 Jamal Jordan (1990-92)
- 16 Quincy Miller (1993-96)
- 14 Frank Corbo (1981-84)
- 14 Matt Mrazek (2014-)
- 13 Phil Yarberough (1997-2000)
- 12 Dave Baird (1988-90)



John Weyrauch '04



Phil Ng '89

YEAR-BY-YEAR RECEIVING LEADERS (SINCE 1960):

Year	Player	Rec.	Yds.	Avg.	TDs
1960	Robert Gursky	8	143	17.9	0
1961	Robert Gursky	8	89	11.1	1
1962	John Brown	12	128	10.6	0
1963	Gabe Washo	18	171	9.5	0
1964	Dave Brown	35	468	13.4	1
1965	Dave Brown	31	479	15.5	4
1966	Dave Robertshaw	33	496	15.0	5
1967	Dave Robertshaw	24	301	12.5	3
1968	Mike Miller	42	468	13.4	2
1969	Mike Miller	60	717	11.9	5
1970	Rick Nowell	48	744	15.5	5
1971	Tony Giglio	23	252	11.0	0
1972	Chet Banash	11	167	15.2	0
1973	Terry Byrd	29	344	11.9	1
1974	Jeff Schmidt	30	387	12.9	3
1975	Courtenay Hough	33	467	14.2	1
1976	Matt Walsh	37	589	15.9	3
1977	Max Shoemaker	42	586	14.0	2
1978	Rich Smith	28	420	15.0	3
1979	Rich Smith	33	485	14.1	2
1980	Jim Flanigan	24	346	14.4	4
1981	Jack Gatehouse	34	379	11.1	2
1982	Jack Gatehouse	50	850	17.0	8
1983	Frank Corbo	55	783	14.2	5
1984	Frank Corbo	29	418	14.4	4
1985	Carl St. Bernard	41	479	11.7	7
1986	Phillip Ng	41	556	13.5	3
1987	Jim Johnson	48	649	13.5	3
1988	Phillip Ng	65	1048	16.1	13
1989	Mike Grau	37	591	16.0	6
1990	Dave Baird	43	806	18.7	6
1991	John Carter	36	728	20.2	6
1992	Jamal Jordan	42	890	21.2	11
1993	Craig Roubinek	38	410	10.8	3
1994	Jarrett Shine	34	411	12.1	2
1995	Glenn Hunzinger	47	540	11.5	1
1996	Quincy Miller	49	740	15.1	9
1997	Tom Falzone	25	294	11.8	4
1998	Joe Luke	37	379	10.2	3
1999	Phil Yarberough	50	651	13.0	4
2000	Phil Yarberough	77	1139	14.8	7
2001	John Weyrauch	58	889	15.3	6
2002	John Weyrauch	63	910	14.4	8
2003	Joe McCourt	52	444	8.5	2
2004	Brandon Stanford	33	299	9.1	1
2005	Brandon Stanford	57	683	11.5	3
2006	Joe Ort	50	814	16.3	3
2007	Shaun Adair	41	538	13.1	4
2008	Shaun Adair	52	759	14.6	5
2009	Mark Layton	65	838	12.9	11
2010	Mark Layton	64	748	11.7	6
2011	Mark Ross	49	703	14.3	9
2012	Mark Ross	75	1030	13.7	10
2013	Mark Ross	74	1078	14.6	8
2014	Ross Scheurman	57	521	9.1	3
2015	Joey Chenoweth	46	389	8.5	2
2016	Matt Mrazek	71	755	10.6	8
2017	Rocco Palumbo	48	462	9.6	4
2018	Nick Pearson	41	592	14.4	0

Total Offense/Punting/Scoring Records

TOTAL OFFENSE RECORDS

(Rushing plus Passing)

Individual Records

Most Net Yards Gained

Game: 480, Marko Glavic vs. Columbia,(2003)
Season: 3,089, Rob Curley (2009)
Career: 10,064, Marko Glavic (2000-03)

Most Offensive Plays

Game: 65, Marko Glavic vs. Colgate (2003)
Season: 486, Marko Glavic (2002)
Career: 1745, Marko Glavic (2000-03)

Top 10 Performances

Most Net Yards Gained

Single Season:

- 3089 Rob Curley (2009)
- 2819 Marko Glavic (2003)
- 2790 Marko Glavic (2002)
- 2727 Frank Baur (1988)
- 2641 Marko Glavic (2001)
- 2575 Frank Baur (1987)
- 2423 Tom Kirchoff (1992)
- 2381 Frank Novak (1983)
- 2341 Tom Kirchoff (1990)
- 2238 Ryan O'Neil (2011)

PUNTING RECORDS

Individual Records

Most Punts

Game: 22, Sam Moyer vs. Lehigh (1938)
Season: 78, Bob Zimmers (1968)
Career: 253, Adam Holt (1998-2001)

Highest Average Yards/Punt

Game (min. 5 punts): 54.0 (5 punts, 270 yds.)
Walt Zirinsky vs. Muhlenberg (1941)
Season (min. 20 punts): 42.7 (67 punts, 2863 yds.)
Michael Turk (2017)
Career (min. 70 punts): 39.4 (117 punts, 4604 yds.)
Ethan Swerdlow (2011-12)

Longest Punt

93 yds., Tom Kearns vs. Franklin & Marshall (1937)

Top 10 Performances

Highest Average Yards/Punt

Single Season (min. 20 punts)

- 42.7 (67 punts, 2863 yards) Michael Turk (2017)
- 42.6 (43 punts, 1831 yards) Charles Loiacano (1946)
- 41.4 (67 punts, 2774 yards) Ryan Forrester (2016)
- 41.4 (52 punts, 2154 yards) David Yankovich (2007)
- 41.3 (54 punts, 2232 yards) Jacob Bissell (2018)
- 40.1 (69 punts, 2766 yards) Dave Brown (1965)
- 39.6 (56 punts, 2218 yards) Ethan Swerdlow (2011)
- 39.4 (66 punts, 2599 yards) Ryan Forrester (2014)
- 39.1 (63 punts, 2386 yards) Ethan Swerdlow (2012)
- 39.0 (59 punts, 2303 yards) Ryan Forrester (2015)
- 39.0 (53 punts, 2067 yards) Joe Genduso (1985)
- 38.0 (31 punts, 1178 yards) Bob Zimmers (1967)

SCORING RECORDS

Individual Records

Most Points

Game: 30, Joe McCourt vs. Holy Cross (2004)
30, Fred Robbins vs. Lehigh (1944)
30, George "Mike" Wilson vs. Susquehanna (1926)
Season: 120, George "Mike" Wilson (1926)
Career: 326, Joe McCourt (2001-04)

Most Touchdowns

Game: 5, Joe McCourt vs. Holy Cross (2004)
5, Fred Robbins vs. Lehigh (1944)
5, George "Mike" Wilson vs. Susquehanna (1926)
Season: 20, George "Mike" Wilson (1926)
Career: 54, Joe McCourt (2001-04)

Most Points (Kicking)

Game: 16, Jim Hodson vs. Fordham (1989)
Season: 79, Martin Brecht (2002)
Career: 255, Jason McLaughlin (1991-94)

Top 10 Performances

Most Points

Single Season:

- 120 George "Mike" Wilson (1926)
- 108 Ross Scheuerman (2013)
- 104 Joe McCourt (2003)
- 102 Jonathan Hurt (2006)
- 102 Joe McCourt (2004)
- 102 Tom Costello (1989)
- 96 Ross Scheuerman (2014)
- 96 Jonathan Hurt (2005)
- 96 Nick Kowgios (1982)
- 84 Joe McCourt (2002)
- 84 Tony Giglio (1973)

YEAR-BY-YEAR SCORING LEADERS (SINCE 1960)

Year	Player	TDs	PATs	2Pt	FGs	Pts.
1960	Walter Doleschal	2	3	-	5	30
1961	Walter Doleschal	1	4	-	1	13
1962	Bill Horvath	0	3	-	3	13
1963	Bill Horvath	2	4/4	-	-	16
1964	Bob Gombos	3	-	-	-	18
1965	Bill Vonroth	4	-	1	-	26
1966	Chris Yaniger	4	6/13	-	1/2	33
1967	Bill Messick	0	11/12	-	3/9	20
1968	Bob Zimmers	7	-	-	-	42
1969	Tom Triolo	9	-	-	-	54
1970	Rick Nowell	5	19/23	-	4/5	61
1971	Doug Elgin	8	-	-	-	48
1972	Tony Giglio	7	-	-	-	42
1973	Tony Giglio	14	-	-	-	84
1974	Dan Kuhn	0	9/9	-	8/12	33
1975	Greg DeSanty	6	-	-	-	36
1976	John Orrico	11	-	-	-	66
1977	Dave Heverling	0	20/22	-	14/19	62
1978	Dave Heverling	0	17/18	-	6/15	35
1979	Ed Rogusky	4	-	-	-	24
1980	Bob Bartnett	0	7/8	-	6/8	25
1981	Craig Williams	13	-	-	-	78
1982	Nick Kowgios	16	-	-	-	96
1983	Joe Genduso	0	31/35	-	6/15	49
1984	Nick Kowgios	7	-	-	-	42
1985	Mike Renzi	0	22/27	-	9/14	49
1986	Bruce McIntyre	11	-	-	-	66
1987	Jim Hodson	0	26/28	-	6/16	44
1988	Phillip Ng	13	-	-	-	80
1989	Tom Costello	17	-	-	-	102
1990	Jim Hodson	0	25/26	-	12/17	61
1991	Jason McLaughlin	0	29/33	-	12/21	65
1992	Jason McLaughlin	0	46/47	-	10/19	76
1993	Jason McLaughlin	0	31/32	-	9/18	58
1994	Erik Marsh	12	-	-	-	72
1995	Leonard Moore	7	-	-	-	42
1996	Brian Menecola	0	18/22	-	12/18	54
	Quincy Miller	9	-	-	-	54
1997	Todd Stahlnecker	10	-	-	-	60
1998	Leonard Moore	10	-	1	-	62
1999	Brian Tuma	10	-	-	-	60
2000	Andrew May	7	-	-	-	42
2001	Martin Brecht	0	21/24	-	11/17	54
2002	Joe McCourt	14	-	-	-	84
2003	Joe McCourt	17	-	1	-	104
2004	Joe McCourt	17	-	-	-	102
2005	Jonathan Hurt	16	-	-	-	96
2006	Jonathan Hurt	17	-	-	-	102
2007	Davis Rodriguez	0	31-33	-	6/10	55
2008	Davis Rodriguez	0	32-33	-	13/15	71
2009	Mark Layton	11	-	1	-	68
2010	Davis Rodriguez	0	22-23	-	14-20	64
2011	Mark Ross	9	-	-	-	56
2012	Mark Ross	10	-	-	-	60
2013	Ross Scheuerman	14	-	-	-	108
2014	Ross Scheuerman	16	-	-	-	96
2015	Jacob Bissell	0	18-18	-	8-14	42
2016	Matt Mrazek	8	-	-	-	48
2017	Jeffrey Kordenbrock	0	15-15	-	5-12	30
2018	Jeffrey Kordenbrock	0	11-12	-	7-11	32



Interception/Tackle Records

YEAR-BY-YEAR INTERCEPTION LEADERS (SINCE 1975)

Year	Player	Int.	Yards
1975	Greg Shugars	3	3
1976	Greg Shugars	4	14
1977	Jim Medes	3	9
1978	Jim Medes	7	68
1979	Dave Shea	6	92
1980	Joe Skladany	5	37
1981	Bob Mahr	10	48
1982	Bob Mahr	5	34
1983	Dave Rankins	6	53
1984	Dave Rankins	6	88
1985	Dave Rankins	4	29
1986	Mike Joseph	7	40
1987	Horace Davis	5	89
1988	Dwayne Norris	4	29
1989	Walt Johnson	2	5
	Rodney Shannon	2	12
1990	Tim Moncman	3	9
1991	Rob Kulbacki	5	16
1992	Chris Hummel	1	55
	Shawn Carter	1	33
	Matt Cope	1	25
	Jojo Herndon	1	15
	Pete Ohnegian	1	12
	Netfa Slaughter	1	9
	Ed Albert	1	4
	Craig Davis	1	1
	John Troxell	1	0
	Tramont Evans	1	0
1993	Matt Cope	6	130
1994	B.J. Gallis	3	28
	Kevin Conaboy	3	39
1995	B.J. Gallis	5	42
1996	B.J. Gallis	3	34
1997	Angel Colon	6	46
1998	Elijah Beamon	3	29
1999	Elijah Beamon	6	43
2000	Bryant Ibekwe	2	5
	Elijah Beamon	2	36
2001	Adriel Linyear	2	65
	Matt Van Doren	2	148
	Darnell Azeez	2	2
2002	Bill Stocker	3	1
2003	Matt Van Doren	2	33
2004	Torian Johnson	2	66
	Andrew Brown	2	11
2005	Torian Johnson	3	86
2006	Torian Johnson	3	27
2007	Nigel Bryant	3	18
	Marvin Clecidor	3	40
2008	Neil Goldsmith	3	51
2009	Eric McGovern	3	0
2010	Kyle Simmons	2	37
2011	Darius Safford	4	135
2012	Shane Black	4	42
	Jared Roberts	4	44
2013	Matt Smalley	5	17
2014	Phillip Parham	3	35
2015	Dennis Bencsko	2	7
2016	Draeland James	3	36
2017	Phillip Parham	7	26
2018	Trent Crossan	1	28
	Keith Earle	1	2
	Eric Mitchell	1	0
	Billy Shaeffer	1	0
	Yasir Thomas	1	39

INTERCEPTION RECORDS

Individual Records

Most Interceptions

Game:

- 3, Horace Davis vs. Bucknell (1987)
 - 3, Mike Joseph vs. Bucknell (1986)
 - 3, Frank Gaziano vs. East Stroudsburg (1984)
 - 3, Dave Shea vs. Kings Point (1979)
 - 3, Ed DiSalvo vs. Columbia (1969)
 - 3, Larry Flohr vs. Kings Point (1968)
 - 3, Don Hughes vs. Lehigh (1967)
- Season: 10, Bob Mahr (1981)
- Career: 19, Mike Joseph (1984-87)

Longest Interception Return

- 100 yds. Jeff Werrell & Adriel Linyear vs. Columbia (2001)
- 100 yds. Darius Safford vs. Colgate (2011)

Top 10 Performances (since 1975)

Most Passes Intercepted

Single Season:

1. 10 Bob Mahr (1981)
2. 7 Phillip Parham (2017)
- 7 Mike Joseph (1986)
- 7 Jim Medes (1978)
5. 6 Elijah Beamon (1999)
- 6 Angel Colon (1997)
- 6 Matt Cope (1993)
- 6 Joe Yanek (1986)
- 6 Dave Rankins (1984)
- 6 Dave Rankins (1983)
- 6 Dave Shea (1979)

Most Yards Gained

Single Season:

1. 148 Matt Van Doren (2001)
2. 135 Darius Safford (2011)
3. 130 Matt Cope (1993)
4. 126 Brian Tuma (1997)
5. 111 Horace Davis (1986)
6. 101 Joe Yanek (1986)
7. 99 Dave MacPhee (1987)
8. 92 Dave Shea (1979)
9. 89 Horace Davis (1987)
10. 88 Mike Joseph (1987)
- 88 Dave Rankins (1984)

TACKLE RECORDS

Individual Records

Most Tackles

Game: 26, (16 solo, 10 assisted) Daryl Boich vs. Army (1989)

Season: 165, (95 solo, 70 assisted) George Wilson (1980)

Career: 532, (344 solo, 188 assisted) Joe Skladany (1978-81)

Most Sacks

Game: 5, Brian Guttman vs. Lehigh (1982)

Season: 11, Gavin Morrissey (1995)

11, Keith Grant (1989)

11, Mike King (1985)

Career: 25, Harrison Bailey (1991-94)

Top 10 Performances (since 1975):

Most Total Tackles

Single Season

1. 165 George Wilson (1980)
2. 154 Joe Skladany (1980)
3. 153 Ryan Hiles (1998)
4. 145 Dan Bengele (1997)
5. 142 Joe Skladany (1979)
6. 141 Kevin McManus (1992)
7. 139 Darly Boich (1989)
8. 135 George Wilson (1981)
9. 133 Brandon Bryant (2017)
- 133 Maurice Bennett (2005)
- 133 Dick Galbally (1975)

Most Sacks

Single Season:

1. 11 Gavin Morrissey (1995)
- 11 Keith Grant (1989)
- 11 Mike King (1985)
4. 9 Shawn Reilly (2000)
- 9 Harrison Bailey (1993)
- 9 Harrison Bailey (1994)
- 9 Pete Ohnegian (1991)
- 9 Mike King (1983)
9. 8.5 Malik Hamm (2018)
10. 8 John Green (1998)
- 8 Dan Bengele (1997)
- 8 Matt Sala (1988)
- 8 Tom Padilla (1977)



Mike Joseph '88



David Nelson '06


David Nelson '06 Award of Valor

Established on Feb. 25, 2006, the David Nelson '06 Award of Valor is presented to the member of the football team who displays an exceptional amount of heart and courage. A co-captain of the 2005 Patriot League title team, Nelson overcame a near-fatal stabbing in Boston before his senior season to start all 12 games at fullback. He finished fourth on the team with 19 receptions for 212 yards and caught touchdown passes against Harvard and Holy Cross. Nelson was honored with the 2006 ECAC Award of Valor, along with high school teammate Brian Benvie of Stonehill College.

- 2005 David Nelson '06
- 2006 Archie Fisher '06
- 2007 D.J. Brown '08
Adrian Lawson '08
- 2008 D.J. Brown '08
- 2009 Pete Bross '13
- 2010 Nick Nardone '11
- 2011 Nate Dixon '12
- 2012 Zach Zweizig '15
- 2013 Max Ngolla '15
- 2014 Zach Zweizig '15
- 2015 Bobby DePietro '16
- 2016 Cam Smith '18
- 2017 Andy Labudev '18
- 2018 Logan Grieser '19

YEAR-BY-YEAR TACKLE LEADERS (SINCE 1975)

Year	Player	UT	AT	Total
1975	Dick Galbally	-	-	133
1976	Mike McAfee	-	-	96
1977	Mike McAfee	50	62	112
1978	Brent Beyer	76	49	125
1979	Joe Skladany	88	54	142
1980	George Wilson	95	70	165
1981	George Wilson	98	37	135
1982	Tony Green	61	25	86
1983	John Anderson	54	68	122
1984	Frank Gaziano	67	41	108
1985	Frank Gaziano	51	54	105
1986	Mike Shumaker	54	44	98
1987	Mike Shumaker	67	41	108
1988	Joel Cummiskey	42	64	106
1989	Daryl Boich	59	80	139
1990	Kevin McManus	50	69	119
1991	Kevin McManus	68	59	127
1992	Kevin McManus	83	58	141
1993	Netfa Slaughter	79	46	125
1994	Rawle Howard	88	58	146
1995	Rawle Howard	78	58	136
1996	B.J. Gallis	75	40	115
1997	Dan Bengele	89	56	145
1998	Ryan Hiles	97	56	153
1999	Ryan Hiles	45	43	88
2000	Bryant Ibekwe	52	36	88
2001	Matt Bourdon	47	48	95
2002	Chris Partridge	48	58	106
2003	Maurice Bennett	52	56	108
2004	Maurice Bennett	52	67	119
2005	Maurice Bennett	48	90	133
2006	Andy Romans	57	52	109
2007	Andy Romans	52	61	113
2008	Andy Romans	39	57	96
2009	Mike Schmidlein	39	61	100
2010	Mike Schmidlein	52	56	108
2011	Leroy Butler	35	56	91
2012	Mike Boles	34	54	88
2013	Mike Boles	34	50	84
2014	Mark Dodd	30	59	89
2015	Brandon Bryant	69	45	114
2016	Michael Root	34	51	85
2017	Brandon Bryant	64	69	133
2018	Michael Root	39	34	73



Joe Skladany '82

YEAR-BY-YEAR SACK LEADERS (SINCE 1975)

Year	Player	Sacks
1975	Tom Padilla	7
1976	Tom Padilla	6
1977	Tom Padilla	8
1978	Mike Weber	7
1979	Jon Best	6
1980	Tony Green	4
1981	Tony Green	7
1982	Brian Guttman	7
1983	Mike King	9
1984	Charles Brantley	6
1985	Mike King	11
1986	Matt Higgins	4
1987	Horace Davis	3
	Mike Shumaker	3
	Keith Grant	3
1988	Matt Sala	8
1989	Keith Grant	11
1990	Dave Gash	4
1991	Pete Ohnegian	9
1992	Harrison Bailey	7
1993	Harrison Bailey	9
1994	Harrison Bailey	9
1995	Gavin Morrissey	11
1996	Andy Zabinski	5
1997	Dan Bengele	8
1998	John Green	8
1999	John Fisher	5
	Chad Williamson	5
2000	Shawn Reilly	9
2001	Matt Bourdon	4
2002	Pat Brown	5
	Chris Partridge	5
2003	Maurice Bennett	4
	Wes Erbe	4
2004	Marvin Snipes	6
2005	Maurice Bennett	7
2006	Keith Bloom	5
2007	Andrew Poulson	3.5
2008	Jason Mills	5.5
2009	Ian Dell	7.5
2010	Leroy Butler	3
	Mike Grimaldi	3
2011	Rick Lyster	3
2012	Shane Dornier	5.5
2013	Tyrus White	5
2014	James Coscia	4
2015	Brandon Bryant, Beau Bosch, Duncan Sparks	2
2016	Rob Hinchin, Beau Bosch	3.5
2017	Brandon Bryant	3
2018	Malik Hamm	8.5



Harrison Bailey '95

Kicking/Kick and Punt Return Records

KICKING RECORDS

Individual Records

Most Field Goals:

Game: 4, Jim Hodson vs. Kutztown (1990), vs. Fordham (1989)

4, Jacob Bissell vs. Colgate (2015)

Season: 16, Martin Brecht (2002)

Career: 41, Jason McLaughlin (1991-94)

Longest Field Goals:

53 yds. George McCaa vs. Brown (1909; placement)

51 yds. Rick Ziska at Holy Cross (2005)

50 yds. Davis Rodriguez (2010)

49 yds. Joe Genduso at Bucknell (1983)

48 yds. Rick Ziska at Georgetown (2004)

48 yds. Frank Grube vs. Washington & Jefferson (1926; dropkick)

48 yds. Austin O'Brien at Penn (2011)

Most PAT Made (Kicking):

Game: 9, (10 att.) Frank Newberry vs. Lebanon Valley (1905)

Season: 51, (51 att.) Jim Hodson (1988)

Career: 134, (140 att.) Jim Hodson (1987-90)

Top 10 Performances

Most Field Goals Made:

Single Season:

- 16 Martin Brecht (2002)
- 14 Dave Heverling (1977)
- 14 Davis Rodriguez (2010)
- 13 Jim Hodson (1989)
- 13 Davis Rodriguez (2008)
- 12 Jason McLaughlin (1992)
- 12 Jim Hodson (1990)
- 11 Martin Brecht (2001)
- 11 Rick Ziska (2005)
- 10 Jason McLaughlin (1992)

Most PATs Made (since 1963):

Single Season:

- 51 Jim Hodson (1988)
- 46 Jason McLaughlin (1992)
- 39 Mark Petty (1982)
- 37 Ryan Gralish (2013)
- 37 Davis Rodriguez (2009)
- 37 Rick Ziska (2004)
- 37 Mike Renzi (1986)
- 32 Jim Hodson (1989)
- 32 Davis Rodriguez (2008)
- 31 Davis Rodriguez (2007)
- 31 Martin Brecht (2002)
- 31 Jason McLaughlin (1993)
- 31 Joe Genduso (1983)

RETURN RECORDS

Individual Records

Longest Kickoff Return:

99 yds. Matt Smalley at Georgetown (2013, TD)

98 yds. Matt Smalley vs. Sacred Heart (2013, TD)

97 yds. Andrew May vs. Holy Cross (2000; TD)

96 yds. CJ Amill vs. Lehigh (2017; TD)

95 yds. J.J. Younger vs. Monmouth (2018, TD)

Longest Punt Return:

92 yds. Ryan Priest vs. Lehigh (1982; TD)

PUNT RETURNS

Top 10 Performances (since 1975)

Most Yards Gained

Single Season:

- 438 Brandon Stanford (2005)
- 418 John Orrico (1976)
- 336 Angel Colon (1999)
- 320 Barrett Hammons (1998)
- 271 Ryan Priest (1982)
- 266 Shaun Adair (2007)
- 244 John Orrico (1975)
- 240 Ryan Priest (1983)
- 213 Shaun Adair (2006)
- 203 Derik Mesquita (1997)

Highest Average Per Return

Single Season:

- 22.5 Ryan Priest (1982)
- 18.9 Greg DeSanty (1975)
- 14.6 Brandon Stanford (2005)
- 14.0 Shaun Adair (2007)
- 13.4 Jarrett Shine (1992)
- 13.3 Shaun Adair (2006)
- 12.7 Jamel Smith (2012)
- 11.9 Derik Mesquita (1997)
- 11.2 Angel Colon (1999)
- 11.2 Carmine DeSantis (1981)

KICKOFF RETURNS

Top 10 Performances (since 1975)

Most Yards Gained

Single Season:

- 715 Ross Scheuerman (2011)
- 698 CJ Amill (2015)
- 625 Larry Johnson (2004)
- 600 Maurice Caldwell (1988)
- 597 Kurt Bowman (1986)
- 578 Larry Johnson (2003)
- 562 Matt Smalley (2013)
- 558 CJ Amill (2017)
- 558 Larry Johnson (2005)
- 512 J.J. Younger (2018)
- 500 Scott Kershaw (1990)
- 499 Nino DiMatteo (1997)

Highest Average Per Return

Single Season (min. 15 returns):

- 29.6 Matt Smalley (2013)
- 29.4 CJ Amill (2017)
- 28.4 J.J. Younger (2018)
- 27.5 Larry Johnson (2003)
- 26.6 Larry Johnson (2005)
- 25.0 Scott Kershaw (1990)
- 24.6 John Orrico (1976)
- 23.1 Larry Johnson (2004)
- 23.1 Ross Scheuerman (2011)
- 22.2 Maurice Caldwell (1988)
- 22.1 Rodney Shannon (1989)
- 21.7 Nino DiMatteo (1997)



Brandon Stanford '06



Larry Johnson '06



Martin Brecht '03

Lafayette's All-Patriot League Players



Jason McLaughlin '95



B.J. Gallis '97



Erik Marsh '95

1986-2018

Patriot League All-Anniversary Team, 1986-2000:

DB Matt Cope '96, DB B.J. Gallis '97, TB Erik Marsh '95, PK Jason McLaughlin '95

Four-time All-Patriot League honorees (3):

PK Jason McLaughlin (91-94), TB/RS Ross Scheuerman (12-14), CB/RS Matt Smalley (2013-15)\$

Three-time All-Patriot League honorees (18):

RB/RS CJ Amill, WR/RS Shaun Adair (07-08), DB Elijah Beamon (98-00), LB Dan Bengele (95-97), DB Angel Colon (97-99), DB Matt Cope (93-95), CB Brandon Ellis (09-11), DL John Green (96-98), PK Jim Hodson (88-90), LB Mark Leggiero (07-09), TB Erik Marsh (92-94), OL Kevin Moss (01-03), LB Jerry Powe (16-18), SS Jared Roberts (12-14), LB Andy Romans (06-08), WR Mark Ross (11-13), OL Chris Royle (00-02), OL Damian Wroblewski (96-98)

Two-time All-Patriot League honorees (38):

DL Harrison Bailey (93-94), LB Maurice Bennett (04-05), OL Scott Biel (2010-11), LB Brandon Bryant (15, 17), OL Drew Buettner (04-05), TE Mike Conte (07-08), OL Luke Chiarolanio (12-13), LB Blake Costanzo (04-05), TB Tom Costello (88-89), OL Jeff Denning (94-95), TE Kevin Doty (2010-11), FB Will Eisler (17-18), DB B.J. Gallis (95-96), OT Ryan

Hart-Predmore (2008-09), LB Rawle Howard (94-95), TE Glenn Hunzinger (94-95), FS Torian Johnson (05-06), OL Matt Kujovsky (93-94), WR Mark Layton (09-10) OL Greg Lippert (2006-07), DL Rick Lyster (11-12), QB Brad Maurer (05-06), OL Zack Mazur (2013-14), TB Joe McCourt (03-04), WR Quincy Miller (95-96), DL Gavin Morrissey (94-95), OL Jesse Padilla (06-07), DB Mark Reardon (92-93), PK Davis Rodriguez (08, 10), DL Matt Rothrock (15, 17), TE Craig Roubinek (92-93), FB Joe Russo (07-08), OL Mike Saint Germain (05-06), DE Marvin Snipes (05-06), LB Mike Schmidlein (09-10), DL Kyle Sprenkle (06-07), TE Dylan Wadsworth (16-17), WR Phil Yarberough (99-00)

2018 (ROY: DE Malik Hamm)

First Team: CJ Amill RS, FB Will Eisler, OL Jake Marotti, LB Jerry Powe

Second Team: DE Malik Hamm, WR Nick Pearson, Michael Root LB, Yasir Thomas SS, C Kevin Zataveski

2017 First Team: RS CJ Amill, LB Brandon Bryant, Will Eisler, CB Phillip Parham, TE Dylan Wadsworth
Second Team: CB Eric Mitchell, LB Jerry Powe, DL Matt Rothrock, P Michael Turk

2016 First Team: TE Dylan Wadsworth
Second Team: WR Matt Mrazek, LB Jerry Powe

2015 First Team: FB Dan Dellovade, CB Matt Smalley

Second Team: PK Jacob Bissell, LB Brandon Bryant, DL Matt Rothrock

2014 First Team: SS Jared Roberts, TB Ross Scheuerman, Matt Smalley CB
Second Team: OL Zack Mazur

2013* First Team: LB Mike Boles, OL Luke Chiarolanio, WR Mark Ross, CB/RS Matt Smalley\$

Second Team: PK Ryan Gralish, FB Greg Kessel, OL Zach Mazur, DL Steve Mercado, SS Jared Roberts, TB Ross Scheuerman

2012 (ROY: WR Jamel Smith)

First Team: DL Rick Lyster, WR Mark Ross

Second Team: OL Luke Chiarolanio, SS Jared Roberts, CB Darius Safford, CB Kyni Scott, TB Ross Scheuerman

2011 (ROY: TB Ross Scheuerman)

First Team: OG Scott Biel, LB Leroy Butler,

CB Brandon Ellis, P Ethan Swerdlow
Second Team: TE Kevin Doty, LB Ben Eaton, DL Rick Lyster, WR Mark Ross, TB & RS Ross Scheuerman



Matt Cope '96

2010 First Team: DB Brandon Ellis, WR Mark Layton, PK, Davis Rodriguez
Second Team: OG Scott Biel, OT Anthony Buffolino, FB Pat Creahan, TE Kevin Doty, DT Doug Gerowski, LB Mike Schmidlein, C Mike Wojcik

2009 First Team: OT Ryan Hart-Predmore, WR Mark Layton, LB Mark Leggiero, TB Maurice White, DT Ian Dell
Second Team: WR Mitchell Bennett, FB Jeff Cumming, QB Rob Curley, DB Brandon Ellis, P Tom Kondash, DT Andrew Poulson, LB Mike Schmidlein, C Mike Wojcik

2008 (DPOY: LB Andy Romans)
First Team: LB Mark Leggiero, DE Jason Mills, LB Andy Romans, FB Joe Russo
Second Team: WR Shaun Adair, WR Michael Conte, OT Ryan Hart-Predmore, OT Leo Plenski, K Davis Rodriguez

2007 (DPOY: LB Andy Romans)
First Team: OG Greg Lippert, OT Jesse Padilla, LB Andy Romans, FB Joe Russo, DT Kyle Sprenkle, FS Marcel Quarterman
Second Team: WR Shaun Adair, WR Michael Conte, DL Keith Bloom, LB Mark Leggiero, DB Marvin Cleidor



Ross Scheuerman '15

2006* (OPOY: TB Jonathan Hurt)
First Team: TB Jonathan Hurt, FS Torian Johnson, WR Joe Ort, LB Andy Romans, OL Mike Saint Germain, DE Marvin Snipes, DL Kyle Sprenkle
Second Team: TE Kevin Ganascioli, DB Adrian Lawson, OL Greg Lippert, DL Dan Liseno, QB Brad Maurer, OL Jesse Padilla, K Rick Ziska

2005* First Team: WR Brandon Stanford, OL Drew Buettner, OL Mike Saint Germain, DL Marvin Snipes, LB Maurice Bennett
Second Team: QB Brad Maurer, TE Chad Walker, LB Blake Costanzo, LB Dion Witherspoon, DB Torian Johnson, DB Tye Murphy

2004* (OPOY: TB Joe McCourt, Coach: Frank Tavani)
First Team: TB Joe McCourt, OL Stephen Bono, OL Joe Ungrady, LB Maurice Bennett
Second Team: OL Drew Buettner, LB Blake Costanzo, P Mike Davis

2003 First Team: OL Kevin Moss
Second Team: TB Joe McCourt
2002 First Team: OL Chris Royle, OL Kevin Moss
Second Team: QB Marko Glavic, WR John Weyrauch



Matt Smalley '16

2001 (ROY: TB Joe McCourt)
First Team: OL Chris Royle
Second Team: TE Stewart Kupfer, OL Kevin Moss

2000 (OPOY: WR Phil Yarberough, ROY: QB Marko Glavic)
First Team: WR Phil Yarberough, FB Ryan Mayo
Second Team: OL Chris Royle, DB Elijah Beamon

1999 First Team: LB John Fistner
Second Team: WR Phil Yarberough, DB Elijah Beamon, DB Angel Colon

1998 (ROY: DB Kenya Allen)
First Team: TB Leonard Moore, DL John Green
Second Team: OL Damian Wroblewski, LB Ryan Hiles, DB Elijah Beamon, DB Angel Colon

1997 (DPOY: LB Dan Bengele)
First Team: OL Damian Wroblewski, DL John Green, LB Dan Bengele
Second Team: DB Angel Colon

1996 (DPOY: DB B.J. Gallis)
First Team: WR Quincy Miller, PK Brian Menecola, DL Craig Hansen, LB Dan Bengele, DB B.J. Gallis
Second Team: OL Jim Goff, OL Damian Wroblewski, DL John Green



Andy Romans '09

1995 (ROY: TB Leonard Moore, (Co-POY: TB Erik Marsh)

First Team: TE Glenn Hunzinger, DL Gavin Morrissey, LB Rawle Howard, DB Tadjj Chattman, DB Matt Cope

Second Team: TB Leonard Moore, WR Quincy Miller, OL Jeff Denning, LB Dan Bengele, DB B.J. Gallis

1994* (Co-ROY: QB Shawn McHale, Coach: Bill Russo)

First Team: TB Erik Marsh, WR Tramont Evans, OL Matt Kujovsky, DL Harrison Bailey, DL Derek Mast, DL Gavin Morrissey,

LB Rawle Howard, DB Matt Cope

Second Team: QB Shawn McHale, WR Jarrett Shine, TE Glenn Hunzinger, OL Jeff Denning, OL Jeremy Sweeney, PK Jason McLaughlin

1993 (OPOY: TB Erik Marsh)

First Team: TB Erik Marsh, TE Craig Roubinek, OL Matt Kujovsky, OL Dave Pyne, DL Harrison Bailey, DL Ed Sasso, LB Nefta Slaughter, DB Matt Cope

Second Team: PK Jason McLaughlin, LB Doug Hines, DB Mark Reardon



Chris Royle '03

1992* (OPOY: TB Erik Marsh, Coach: Bill Russo)

First Team: QB Tom Kirchoff, TB Erik Marsh, TE Craig Roubinek, OL Chris Bellucci,

OL Ed Hudak, OL Pete Ravalico,

PK Jason McLaughlin, DB Mark Reardon

Second Team:WR Jamal Jordan, DL Pete Ohnegian, LB Kevin McManus

1991 (ROY: TB Erik Marsh)

First Team: PK Jason McLaughlin

Second Team: OL Dave Levine,

DB Rob Kulbacki, P Eric Krupa

1990 (ROY: TB Art Dennis)

First Team: none selected

Second Team:PK Jim Hodson, DL Art Bittel, LB Dave Weaver, DB Rodney Shannon

1989 (OPOY: TB Tom Costello)

First Team: TB Tom Costello, OL Dave Williams, OL Gee Lofstead, PK Jim Hodson, LB Daryl Boich, DB Dwayne Norris

Second Team: TE Matt Winters, P Daryl Boich



Jerry Powe '18

1988* (POY: QB Frank Baur, OPOY: QB Frank Baur, ROY: TB Tom Costello, Coach: Bill Russo)

First Team: QB Frank Baur, TB Tom Costello, WR Phillip Ng, OL Andy Nygren, PK Jim Hodson

1987* First Team: LB Horace Davis, DB Mike Joseph

1986* First Team: TB Bruce McIntyre, OL Chris Thatcher, P Joe Genduso

(note: second team all-league selection began in 1989)

*denotes Patriot League champions

OPOY= Offensive Player of the Year

DPOY= Defensive Player of the Year

ROY= Rookie of the Year

Coach= Coach of the Year

POY+ Player of the Year (Discontinued


in 2001)

\$ = Smalley earned First-Team honors at

two different positions in 2013

Maroon Club Hall of Fame

Name	Accomplishments	Inducted
William H. Anderson '19	Standout basketball player and coach	1976-77
Walter E. Bachman 1902	All-American football player	1977-78
David B. Baird '59	Standout track athlete	2002-03
Ed Baker '70	Standout football player	1996-97
George "Rose" Barclay 1898	Standout football player	1984-85
Jon Barnes '68	Standout cross country and track athlete	1997-98
Frank Baur '90	Standout football player	1999-00
Liz Bagley-Stankavage '92	All-American lacrosse and standout field hockey player	2004-05
Maurice Bennett '06	All-American football player	2018-19
Harold Bellis '40	Standout football and baseball player	1986-87
Charles F. Berry '25	All-American football player	1976-77
Steve Biale '82	Standout football player	2007-08
Joe Bozik '58	Standout football, wrestling, and baseball player	1993-94
Fred Braun '55	Standout wrestler	1994-95
Charles Harmon Brown '52	Outstanding track and field competitor and coach	2017-18
David W. Brown '66	Standout football and basketball player	1991-92
Harold Anson Bruce	Track coach for 15 years	1986-87
Al Caesar '58	Standout football and baseball player	1999-00
Stacy Cagenello '87	Standout basketball and softball player	1993-94
Peter J. Carril '52	All-American basketball player	1980-81
Heidi Caruso '94	Standout basketball player and soccer player	2001-02
Noreen Chamberlain Wagner	11-time East Coast Conference champion in track and field; All-East honoree	2009-10
Stefan Ciosici '00	Standout men's basketball player	2011-12
Harvey Cohen '40	Standout men's lacrosse player; National Lacrosse Hall of Fame inductee	2013-14
Tom Costello '92	Standout football player; All-America honorable mention	2008-09
William P. "Bill" Coughlin	Baseball coach for 23 years with 269 wins	1976-77
Robert Crawford '22	Cross country Olympian in 1922	1983-84
Alison Cuthbert-Bronico '85	Standout women's lacrosse and field hockey player	1997-98
Andrea Dagostino Brennan '94	All-American in lacrosse and field hockey	2008-09
George E. Davidson '51	Standout basketball player and coach	1977-78
Dr. Tom Davis	Men's basketball coach for six seasons	1999-00
Preston Denby '65	Standout basketball and baseball player	1994-95
Evan Deoul '84	Standout men's lacrosse player	1996-97
Frank Downing '51	Standout football player	1997-98
Tony Duckett '85	Standout basketball player	2001-02
Mark Dutkewych '96	2-Time Patriot League Defender of the Year in soccer	2007-08
James L. Dyson '33	All-American lacrosse player	1982-83
Brian Ehlers '00	Standout men's basketball player	2010-11
Doug Elgin '73	Standout football player; Missouri Valley Conference commissioner	2011-12
Jon Ellis '54	Standout track athlete	1998-99
Otis Ellis '89	Standout basketball player	1995-96
John Ernst '25	Multi-sport standout	2010-11
Edwin J. Fager, Jr. 1913	Standout baseball pitcher	1982-83
Bob Falconiero '80	Standout basketball player	2004-05
James T. Farrell '41	Standout in football, basketball, and baseball	1989-90
Ann Gold	Field hockey/women's lacrosse coach	2012-13
Suzi Farrell-Greene '92	All-American field hockey player	2003-04
James Finnen	Public Address announcer	1998-99
Pat Fisher	Women's basketball coach who won 295 games	2006-07
B.J. Gallis '97	All-American football player	2015-16
Mike Gazzella '23	Standout football and baseball player	1977-78
Charles M. Gelbert	Baseball coach for 21 years with 297 wins	1976-77
Tim Gerhart	All-American football player	2002-03
Tony Giglio '74	2-time All-American football player	1981-82
Sharon L. Gish	1st women's Athletic Administrator and coach	1990-91
Ann Gold	19-time Patriot League champion coach in FH, WLAX	2012-13
Tony Green '83	2-time All-American football player	1992-93
Frank Grube '27	Standout football, basketball, and baseball player	2002-03
Harold Hageman '39	Standout football and baseball player	1998-99
Dick Hammer	Lafayette radio broadcaster for 35+ years	2006-07
Frank W. Hiller '43	Standout baseball player	1981-82
Bob Howard '61	Standout baseball and football player	2009-10
David Hubinger '53	Standout tennis player	2004-05
Ed Hudak '93	All-American football player	2005-06
Allison Jones '98	All-American lacrosse player	2010-11
Bob Kessler '60	Standout baseball and soccer player	2011-12
Fred Morgan Kirby '42	Standout in football, swimming and wrestling	2007-08
Tom Kirchhoff '93	Standout football player	2012-13
Frank Kirkleski '27	Standout football player	2001-02
W. Gehret Kleinspehn '18	All-American track athlete	1977-78
Leidy Klotz '00	Standout men's soccer player	2016-17
Walt Kocubinski	Standout basketball player	1987-88
Olav Kollevoll	Athletic Director for 25 years	1992-93
William Kovalczyk '78	Standout indoor and outdoor track athlete	1989-90
Donald Lordan '65	Standout baseball player who led team to College World Series	2013-14
J. Alfred LeConey '23	All-American and Olympic track athlete	1976-77
Peter Lerner '88	All-American soccer player	2003-04
Don Lordan '88	Standout baseball player	2013-14
Sharon Lukenda-Parker '86	Standout cross country and track athlete	1995-96
Harold "Chip" Lundy '62	Standout basketball and track athlete	1985-86
Pamela S. MacColl '80	Standout field hockey and lacrosse player	1991-92
Joe Maddon '76	Standout baseball player; World Series manager	2009-10
Bob Mahr '83	Football standout	2010-11



George "Rose" Barclay, 1898



Ed Baker '70



George Wilson '29



Herb McCracken



Bill Russo



Steve Biale '82

Robert Mantz '58
Walt Manuel '66

Standout basketball player
Standout basketball and baseball player

1984-85
1992-93

Name

Erik Marsh '95
Dan Maynard '87
George McCaa 1910
Heather McClelland '02
Hope McCorkle '98
G. Herbert McCracken
George L. McGaughey
Maureen McKenna '83
William McKnight '43
Maureen McManus '87
Mike Miller '70
Megan Monahan Kahanowitz '03
Thomas Morgan '58
Joseph "Jay" Mottola '72
Beth Mowins '89
George "Sammy" Moyer '41
Alexandra Murphy-Bruder '97
Janet Murray '80
Stuart A. Murray '57
Jeff Mutis '89
Edward E. "Hook" Mylin
Phillip E. Ness, Jr. '78
Mark Neumann '85
Phillip Ng '88
Donald J. Nikles '60
Frank Novak '84
Dr. Wilbur Oaks '51
Jayne O'Brien Lloyd '87
Ronald Owen '55
Robert T. Paul '23
Ernie Peters '56
David Pletcher '78
Ryan Priest '87
John M. Quigg '40
James V. Radcliff '57
David Leroy Reeves 1896
Charles Rinehart 1898
Frederick M. "Peck" Robbins '49
Jen Rothrock '97
Bill Russo
Matt Rutt '97
Linda Sansone Darrach '88
Don Sayenga '56
Horace "Tod" Saylor '45
Frank J. "Dutch" Schwab '23
Joseph A. Skladany '82
Jen Smith '89
Frank Stanczak '49
Carrie Lyn Strong '99
John "Jock" Sutherland
George L. Tiger '81
F. Tracy Tripucka '72
Todd Tripucka '76
Bill "Butch" van Breda Kolff
James Van Der Beek '72
George Watts '56
Mike Whitman '82
George B. "Mike" Wilson '29
Arthur R. Winters
Tracey Wright '88
Barbara Young
Monica Yurconic '92
Martin Zippel '49
Walter Zirinsky '42

Accomplishments

All-American football player
NCAA All-District selection in baseball
2-time All-American football player
All-American women's lacrosse player
Standout track and field/volleyball player
Football coach for 12 years with 59 victories
Intramurals Director, assistant football coach, 32 years
Standout basketball and softball player
Standout in football, basketball, and baseball
Standout women's basketball player
Standout football and basketball player
All-American Field Hockey Player
All-American baseball player
Standout basketball and golf athlete
Standout basketball player
Standout football player
Field hockey All-American
Standout field hockey, basketball, and softball player
Standout basketball player
Major League Baseball pitcher
Football coach with two undefeated seasons
Standout basketball player
Standout soccer player
Standout football player; All-America honorable mention
Two-time All-M.A.C. football player
Standout football player
Soccer player and athletic benefactor
Eight-time All-East honoree in track
Pitching ace of 1953, 1954 College World Series teams
All-American soccer player
Standout basketball and baseball player
Standout wrestling athlete
Standout football player
Standout football player
2-time All-American basketball player
Athletic Administrator for 25 years
All-American football player
All-American baseball player
Standout softball player
Football coach for 19 years; 1988 national coach of the year
Seven-time Patriot League champion in track and field
All-American women's lacrosse player
2-time Middle Atlantic Conference wrestling champion
Standout football, basketball, wrestling, and baseball player
2-time All-American football player
2-time All-American football player
Standout field hockey and lacrosse player
Standout football, basketball and baseball player
Five-time Patriot League champion in track and field
Football coach with one national championship
Standout soccer player
3-time All-American basketball player
Standout basketball player
Basketball coach for 8 years with 132 wins
Three-time MAC First-Team selection in baseball
All-American and NCAA District II selection in baseball
Standout basketball player
2-time All-American football player
Athletic Administrator for 22 years
All-American field hockey and lacrosse player
Women's tennis coach for 28 years with 389 wins
Standout tennis player
All-American basketball player
Standout football player

Inducted

2001-02
2016-17
1985-86
2015-16
2012-13
1976-77
1982-83
1992-93
1993-94
1996-97
1994-95
2016-17
1987-88
1983-84
2005-06
1985-86
2013-14
1986-87
1989-90
2015-16
1977-78
1990-91
1993-94
2006-07
1977-78
1995-96
2009-10
2008-09
2018-19
1977-78
1988-89
1984-85
1998-99
1990-91
1978-79
1977-78
1976-77
1978-79
2011-12
2007-08
2017-18
2017-18
1976-77
1995-96
1976-77
1990-91
1999-00
2003-04
2018-19
1987-88
1991-92
1978-79
1988-89
2001-02
2006-07
2010-11
1978-79
1980-81
1994-95
2008-09
2002-03
1977-78
1976-77

Team

1896, 1921, 1926 Football Teams
1953, 54, 58, 65 Baseball Teams
1954-55, 55-56, 56-57 Men's Basketball Teams
1971-72 Men's Basketball Team
1980 Women's Lacrosse Team
1986, 1987 Men's Soccer Teams
1998-99,99-00 Men's Basketball Teams

Accomplishments

National Champions
College World Series
Two NIT and one NCAA Tournament appearances
Beat Virginia in final seconds of N.I.T. game
National Champions
East Coast Conference Champions
Two Patriot League championships and NCAA Tournament berths

Inducted

2012-13
2015-16
2016-17
2013-14
2011-12
2017-18
2018-19

All-Time Roster

NAME	UNIFORM NO.	YEARS ACTIVE
-A-		
Craig Aaron	74	1985
Ronald Acker		1961
Samuel Ackroyd		1920
Paul Ackroyd	30	1943
Archie Ackroyd		1920-23
Robert Acorn		1914
Shaun Adair	9	2005-08
Michele Adamo		1933-34
Leon Adams	61	1970-71
James Adams	38	1986-88
Justin Adams	4	2013-14
Alfred Adelman		1955-57
Leon Adessa		1957-59
Steven Agre		1966
David Ahouse	25	1961-63
Reed Aichholz	5	2017-19
Thomas Aitken	40	1964-66
David Akhimien	48	2004-06
Carl Albergo		1956
Collin Albershardt	28	2013-16
Ed Albert	47	1989-92
Joe Albertson	56, 57	1993-94
William Albright		1917
Robert Albus	20	1965-67
Stewart Alexander		1909
Richard Alexander		1963
Sam Alexander	21	1940-42
Steve Alexander	78	1987-88
Algert Alexis		1918
Angelo Alfieri	24, 34	1946-48
Alex Alford	96	2013-14
Kenneth Allen		1900
Kenya Allen		1939-40
Adam Allen	26	1998-02
Bruce Allen	99	2000-03
Bruce Allshouse	87	1966-68
Ben Alois	57	2010-11, 2013
Peter Ambrose		1936
Francis Ambrose		1931-33
C.J. Amill	26, 2	2015-18
Andrew Anastor	76	2010-11
Jim Anderko	80	1980-82
Michael Anderson		1973
Chris Anderson	72	2010
John Anderson	58	1983-85
Matt Anderson	64, 70, 98	2013-15
Jordan Anderson	15	2018-19
Robert Andrews	29	1948
Myles Andrews	64	1968-70
Vic Angeline	14, 34	1975-77
Harry Anthony		1929
Jamie Anzalone	32, 33	1999-02
Joseph Apichella	14	1946
Dick Archdeacon		1956-58
Troy Archie	63, 96	1987-89
Allen Arkett	47	1945
Charles Armstrong		1956-58
Harry Armstrong	12	1998-01
Walter Arnold		1933-35
Brian Ashmore	28	1999
Nils Askman		1936-37
Lew Atkinson		1960
William Atkinson		1926-27
James Attix		1894

Robert Augustine		52	1942
George Austin			1935-37
Allen Avakian			1969
Izaiah Avent		20	2015-18
Benjamin Aycrigg			1907
Darnell Azeez		2, 4	1998-01
-B-			
Kody Babcock		99	2005-08
Al Bachen			1950
Walter Bachman			1898-1902
Charles Bachus			1968
Bill Bachy		85	1985-86
Howard Bacon			1898-1900
Chris Bacon		43	2005-06
Ramsey Baddock		50	1941
Dom Bafunno		38, 96, 97	1988-91
John Bagans		42	1942
Carl Bailey		27	1945
Scott Bailey		12	1980-83
Harlan Bailey		49	1985-87
Harrison Bailey		80, 97	1991-94
Merle Bainbridge			1957-59
Dave Baird		88	1988-90
Herman Baiz			1932
Edward Baker		11	1967-69
Anthony Baker		81	2011-14
Al Balchen			1951
Charles Ball		23, 35	1948-50
Robert Ball		73	1984-85
Cory Balliet		66	2000-01
David Bambey			1966
Vincent Barba			1977
Michael Barba		74	1999-01
Jason Barber		42	1993-94
Joey Barcelona		47	1981
George Barclay			1894-96
Jay Barclay		14	1948-50
Gavin Barclay		70	2017-19
John Barisich			1973
Tauren Barker		90	2002-05
Bill Barley		25, 85	1980-83
Alphonso Barnes		27	1993
Mike Barnes		13	1985-87
Ben Barnes		80	1994-95
Tyreese Barnes		65	2000-02
Steven Barnett		47	1971-72
Ryan Barnett		97	2016-19
Alex Barshaba		73	2019
Samuel Bartlett			1920-21
George Bartlett			1953-55
Stephen Bartlett			1957-59
Bob Bartnett		1	1978-80
Charles Bartos			1958-60
Tahir Basil		65, 96	2009-11
Robert Baumann		80	1971-73
Frank Baur		14	1986-89
James Baxter		51	1939-41
Albert Bayer			1913, 1915
Elijah Beamon		3	1997-00
David Bean		16	1968-69
Greg Beasley		92	1986-88
Michael Beatrice		10, 86, 97	2000-03
P.G. Beatty			1889
Beatty			1910

David	Beck		1966
Harold	Beckley		1952
Albert	Bedner		1917-20
Edward	Bedrossian	37	1971-72
James	Beers		1916-17
Fred	Behrens		1924, 1926
Otto	Behrens		1957-59
William	Bell		1916
William	Bell		1934-36
Harold	Bellis		1937-39
James	Bellis	53	1967-69
John	Bellucci	35	1983-85
Chris	Bellucci	79	1989-92
Alfred	Belton	20	2002-05
Chester	Benash	88	1971-72
Dennis	Bencsko	40	2013-15
George	Bendere		1957-59
Dan	Bengele	56	1994-97
Scott	Benjamin	92	1996-97
Thomas	Bennett		1934-35
John	Bennett	16	1974-76
Maurice	Bennett	33, 54	2002-05
Mitchell	Bennett	84	2007-10
Howard	Benson		1910-11
Walter	Bentz		1921
Richard	Bergenbach	44	1944-47
Joseph	Berger		1921
William	Berkley	11	1944
Larry	Berman		1974
Michael	Bernhard	14	2004-05
Ettienne	Bernstein	82	1985
Dave	Berrang	81	1979-82
Charles	Berry		1921-24
Larry	Bertuola	70	1985-87
Chas	Besch		1975
Galen	Beske		1986
Charles	Best		1896-98
Jon	Best	68	1977-79
Dave	Bettencourt	67	1991-94
Robert	Betts	11	1945
Brent	Beyer	45	1977-79
Claude	Biaklowski		1932-33
Steve	Biale	74	1980-81
Frank	Bialek		1932-34
Alvin	Bidwell		1935-37
Herbert	Bieber		1893
Harry	Biedelman		1890
Scott	Biel	59	2008-11
Bernie	Billick		1960
Larry	Binkoski	90	1983-85
James	Birch	39, 44	1988-91
Vincent	Birra	51	1948-50
Frank	Bisceglia	47	1946
Thomas	Bishop		1931, 1933
Jacob	Bissell	19	2015-18
Andrew	Bisset	80	1964-65
Art	Bittel	98	1987-90
Jack	Bitting		1954
Shane	Black	15	2012-14
Paul	Blackburn		1913-15
Arthur	Blaicher		1906-09
Michael	Blaine	83	1973-75
Lawrence	Blake	10	1963-64
Nick	Blann	89	1976
Joe	Blannett	11, 19	1988-91
Craig	Blanton	74	1973-75
William	Blatherwick		1965
Al	Blazejowski	21	1946-49

Cal	Blessing		1959
Craig	Bloom	82, 91	2003-06
Keith	Bloom	96	2003-07
Edwin	Bloombergh		1892-93
David	Bloys		1958-60
Ross	Boas		1910-11
Konrad	Bobinski		1927-29
Charles	Bobonis		1973
Nick	Boccagno	41	1998-01
Stan	Bochenski		1957
Harry	Bockus		1911
Raymond	Boddorf		1935
	Bodenkopf		1902
Gideon	Boericke		1893-95
Daryl	Boich	50	1987-89
LaVerne	Boland		1910, 1912
Conrad	Boland	49, 55	1989-90
Mike	Boles	52	2010-13
Michael	Bolton	81	2006-09
Patrick	Bonam		1971
John	Bonisese		1950
Stephen	Bono	77, 90	2001-04
Nick	Booker-Tandy	7	2008
Errol	Boos		1928-29
Donald	Booz		1923-25
Conner	Bor	50	2013
Doug	Borchert	43	2008
Peter	Borden	61, 69	1997-98
Stewart	Borger		1924, 1926
Brad	Bormann	66	2010-13
George	Borzillo	37	1943
Robert	Bosack		1962
Beau	Bosch	91	2014-17
Doug	Bossert	85	1974
Rutherford	Bostedo		1920
Stephen	Bottcher	65	1965
John	Bouranel	10	1964-65
Matt	Bourdon	50	1998-01
John	Bourger	85	1968-70
Kurt	Bowman	31	1986-88
Steve	Boyanoski	88	1978-80
Albert	Boyd		1897
Jason	Boyd	68, 93	1995-96
Charles	Boyer		1966
Vince	Boyer	5	1999-02
Adam	Bozick	19, 41	2002-05
Joseph	Bozik		1955-57
William	Bradfield	67	1968-70
Colin	Bradley	65	2016-19
Shane	Brady	30	2010-11, 2013
Joseph	Braido	46	1940-42
Jim	Bramble	80	1983-85
Andy	Bramnick	69	1977-79
Alson	Brandeis		1916
Dean	Branscum	89	1996-99
Charles	Brantley	53, 65	1984-86
Will	Braswell	89	2008-09
Byrin	Bratcher	31	1984-85
Edward	Bray		1896-99
Martin	Brecht	1	1999-02
Demetrius	Breedlove	98	2016-19
Barry	Bregman	14	1974
John	Breidinger		1974
Frederick	Breig		1925
Warren	Breinig		1939
Pat	Brennan	74	1977
Thad	Brennan	35	1990
Matthew	Brennan		1920-22

All-Time Roster

Antonio Brewer	36	2018
Joesph Brewer		1956-57
Greg Briglio	41	1994-95
Kris Broadbelt	31	1992
Chris Brockman	38	2012-15
John Broderick	63	1975-76
Robert Brodie		1958-59
Jim Bronico	38	1981-83
Pete Bross	40	2009-10
David Brougher		1950-51
Bob Brougher		1954-56
Andrew Brown	50	2002-05
D.J. Brown	64	2005-08
David Brown		1898-1902
DeSean Brown	30	2014-17
Donald Brown		1918
Douglas Brown	37	1970
Douglas Brown		1919-21
Fred Brown	73, 79	1986-88
George Brown		1911, 13, 15, 18
Gordon Brown		1954-56
James Brown		1931
Jim Brown	37	1984-85
Jim Brown	97	1998-01
John Brown	43	1961-63
Ken Brown	65, 71	1974-77
Pat Brown	98	2000-03
Spencer Brown	51	2006-09
Steve Brown	42	1981-85
Thomas Brown		1893
Will Brown	64	2009-10
William Brown		1921, 1924
Richard Broza	61	1972-74
William Bruckman	24	1947
Joe Bruder		1986
David Bruestle	47	2000-02
Chris Brungo	56	2002-05
Leonard Brunner		1921-22
Chris Brunnquell	63	1998-99
Jody Brunori	19	1981-83
James Bryant	69	1970
Brandon Bryant	33	2014-17
James Bryant		1937-39
Nigel Bryant	26	2005-08
John Bryne	31	1981
Eric Bucheit	79	1971-72
Hiester Bucher		1891-92
David Buches		1972
William Buckley		1972
Kenneth Buckridge		1966
Chris Bucolo	62	1979-81
Brian Buczek	13	1997-99
John Budd		1920-24
Andrew Buettner	60	2001-05
Anthony Buffolino	79	2008-10
Philip Bugen		1929-31
Jim Buggy	48	1981-82
Steven Bull	84	1973-75
Gordon Bullock	7, 25, 88	1983-85
John Bunch		1973
Giles Bunn	64	1965-67
John Burcin		1953-55
Robert Burcin		1953-56
Brian Burd	65, 66	1993-94
Jeffrey Burger	82	1969-71
Philip Burger	56	1998-01
Richard Burgess		1937-38
John Burk	60	2017-19

Stephen Burke	57	1969
Timothy Burke		1936-37
Jeremy Burkes	80	2000-03
Gus Burmeister	70, 71	1993-1996
Charles Burnett		1927
Eric Burns	84	1964-65
Caleb Burr	30	2018-19
Ken Bussard	62	1975-77
Jonathan Butcher	37	1996
Henry Butcher	67	1962-64
Joseph Butkiewicz	18	1946
Kaizer Butler	8, 29	2015-17
Leroy Butler	58	2008-11
Louis Butler		1899
Michael Butler	73	2007-08
Bilal Butt	76	2008
Craig Butt		1976
Albert Butterer		1931, 1933
Sean Butterly	16	1970-71
Terry Byrd	81	1971-73
John Byrne	31	1982

-C-

Jim Cady		1950
Albert Caesar		1955-57
Thomas Caffrey	85	1971-73
Maurice Caldwell	2, 23	1986-88
Joe Calhoun	51	1980-82
Matt Calhoun	15	1995-98
Anthony Califano	68	1961-63
Frank Calizzi	60	1961-63
Anthony Caljean	36	2006-09
Joseph Callahan		1951-53
Sean Callihan	30	1988-90
Everett Camp		1889-90
Frank Campbell	30, 55	1971-73
Doug Campbell	20	1983-85
Thomas Campbell	36	1973-74
Jesse Campoamor	67	2003-06
Chris Cannon	21	1976-78
William Caperton		1892
Michael Capitman	76	1964-66
Frank Capobianco		1933, 1935
Paul Caramagno	16	1991
Patrick Carey	3	2007-08
Bartley Carhart		1962
Jamie Carifa	47	1997
Chad Carlson	30	1987
Bernard Carlson	20	1962-64
Peter Carlson	65	1998-99
Ray Carlson	11	1974-76
Jason Carnavale	12	1990-93
Louis Carnesale		1954
Robert Carney		1920
Carpenter		1902
Ben Carroll	6	2013-15
Brian Carstens	95	2001-04
Jim Cartellone	77	1978-80
Brandon Carter	32	2003-04
Edward Carter	45	2000-03
John Carter	83	1988-92
Ralph Carter		1898-1900
Shawn Carter	7, 37	1989-92
John Carver	44	1942
Tim Case	77	1997-00
Bill Casey	14	1981-82

Harry James	Casey Casper	38	1940-41
Larry Anthony	Cassel Cavallo		1958-59
Robin	Cepeda	99	1936-38
Chris	Cerenisi	46	2013-16
Al	Cerrato	84	1992-94
Joel	Cesare	7	1981
John	Chalmers		2000-03
	Chalmers		1897-1901
Ed	Chamberlain		1906-07
Harry	Chamberlain		1911
James	Chamberlin		1891-92
	Chandler		1933-35
Brent	Charriere	12, 93	1898
Tadji	Chattman	3, 23	1997-98
Joey	Chenoweth	1, 4	1993-95
Luke	Chiarolanio	61	2015-18
Andrew	Chiasera		2011-14
Frank	Chicknoski		1954
Thomas	Child		1921-24
Mani	Chiles	65	1934
Vincent	Chimente		2010-11
Charles	Chisholm		1927-28
Ted	Chmiel		1930-31
Andrew	Chuma	34	1980
John	Church	40	2015-18
Claire	Churchman		1961-63
Vincent	Ciamprone	34	1929-30
Henry	Ciemniecki	23	1944
Dave	Cieplik	36	1942, 1946
Ryan	Cimo	8	1995-96
Frank	Cinelli	17, 42	1994-97
Al	Cinelli	34	1947-49
Phil	Cinelli	90	1949-51
Wayne	Cipriani		1978-79
Adam	Cirillo		1957-59
William	Cirimo	57	1930
Joe	Clair	16	1973-74
Arthur	Clark		1993-96
Albert	Clark	15, 24	1890
Keith	Clark	61, 71, 72	1948-50
Reginald	Clark	12, 58	1981-85
Jim	Clarke	54, 77	2001-03
David	Clauss		1980-84
Jay	Clayton		1956-57
Marvin	Clecidor	28	1980
Sam	Clement	81	2005-08
Lester	Cleverdon		1977-79
Bob	Clifford	75, 76	1936
Eugene	Clifton		1980-83
Leo	Closs		1930-32
Frederick	Cloth		1902
Michael	Clymer		1936-37
William	Cocke	23	1890
Joe	Coffey	56	1949-51
George	Coffin		1934-35
Alan	Cognini	21	1984-86
Henry	Cohen		1917
Jeriah	Cohen	15, 17	1979-81
Richard	Colbert	71	1930
	Cole		2003-06
	Coleman		1964
Thomas	Coleman		1900
Paul	Coleman	5	1902
Ray	Colesworthy		1963
Brian	Collins	43, 44	2010
			1953
			1978-80

Herman	Collins		1932
Jim	Collins	88	1959-61
Reco	Collins	24	2001-02
W.H.	Collins		1913
William	Collins		1938-40
Angel	Colon	18, 47	1996-99
Andrew	Colson		1951-52
Dean	Colwes	31	1973-74
Kevin	Conaboy	24	1992-95
Joseph	Condron	25	1939-41
Gary	Confer	28	1969-70
Edwin	Conklin		1917
J.J.	Conn	36	2014-17
Shane	Connell	55	1987-88
Myron	Conover		1907-10
Robert	Constant		1973
John	Contarino	21	1959-61
Michael	Conte		1920
Michael	Conte	88	2005-08
	Contes		1889
James	Conti		1921-23
Anthony	Contini	11	1942, 1946
Dick	Convery		1951
	Conway		1897
Thomas	Conway	44	1970
Allan	Cook		1929-31
Daniel	Coon		1954-56
Tyrell	Coon	21	2006-09
Charles	Cooper		1900
William	Cooper		1903, 1905
Matt	Cope	5	1992-95
Brian	Corbett		1973
Frank	Corbo	81, 88	1981-84
Matt	Corcoran	89	1977-78
Henry	Corigliano		1973
Thomas	Corradino		1933-34
Bob	Correll	36	1984
James	Coscia	56	2011-14
George	Cosgrove	12	1948-50
Chris	Cosgrove	14	2006-09
Joel	Cossrow	35	1965-67
Nick	Costalas		1951
Blake	Costanzo	36	2002-05
John	Costea	73	1972-74
James	Costello	11	1973
Tom	Costello	4	1988-91
Harold	Cothran		1924-26
Brian	Coughlan	57	1995-98
Shawn	Coughlin	86	1983
William	Covach		1955-57
Mark	Cozin		1968
Phillip	Craig		1892-93
Chris	Cramer	62	1988-90
Richard	Cramer	31	1969-71
Aaron	Crane		1909-10, 1912
	Cranston		1902
Douglas	Crate		1921-24
Richard	Craw	44	1965-67
Darrell	Crawford	3	2013-15
Robert	Crawford		1908
Pat	Creahan	42	2010-13
Clyde	Crebs	63	1961-62
Enrico	Crispo	71	1987
John	Crist	60	1959-61
Donald	Crock		1930
Daniel	Cronk	12, 84	1972-73
Jake	Crooks	71	2008-10
Pat	Crosby	74	2010-13

All-Time Roster

Trent	Crossan	45	2015-18
Dylan	Crossen	36	2019
Collin	Crotty	81	1998-01
Tim	Crotty		1958-60
Andy	Crouse	22	1974
Tom	Crouse	42	1974-76
William	Crowell	36	1944
David	Culley		1955
Jordan	Cullinane	26, 52	2006-07
Jeff	Cumming	38, 39	2006-09
William	Cummins		1925
Joel	Cummiskey	94	1987-89
	Cunningham		1908
James	Cunningham		1951-52
Angelo	Curcio		1958-59
Matt	Curcio	35, 39, 43	1996-99
David	Cure		1900-01
Jonathon	Cureton	41	1969-71
Robert	Curley	5	2006-09
	Curran		1935
John	Curran		1940
Roger	Curylo	34	1979-81
John	Cush	75	1972-74

-D-

James	D'Onfrio	80	1961-63
Anthony	D'Urso	23	2004-07
Raymond	Dahms		1954-56
Scott	Dailey	94	1991
Henry	Dale		1890
Darrell	Daman	42	1999-02
Sean	Damon	47, 81	1993-96
William	Dannehauer		1909-15
Troy	Dantzler	23	1992
	Darcy		1902
John	Darr	87	1963-64
George	Darte		1893
Shane	Davenport	24, 49	2002-05
Eric	Davidyock	83	1992-93
Che	Davis	54	2000
Craig	Davis	37, 60, 88	1985-92
DeOliver	Davis	21, 49	2010-13
Ed	Davis	9	1993-94
Frederick	Davis	62	1963-64
Horace	Davis	54	1998-99
Jim	Davis	31	1978
Josh	Davis	12	2014-17
Mike	Davis	74	1978-79
Mike	Davis	39	2001-04
Pat	Davis	16	2002-05
Shane	Davis	11	2018-19
George	Day		1910-11
John	Dean		1893
Walter	Dean		1894
Kevin	DeFeo	67	1987-89
Greg	DeGraca	47	1989
Arthur	Deibel		1920-23
Carl	Deibler	51	1945
Jim	Deiter	48	1988-91
Hassan	DeJesus	7	1993-94
David	DelBello	16	1974-76
Ian	Dell	55	2006-09
Dan	Dellovade	49	2013-15
Joseph	Delorie	67	1966-67
Daniel	DeMeo	14, 20	1944-45
Pat	DeMichele		1956-57
Adrian	DeMuro		1935
Gene	Denahan	23	1960-62

Ryan	Dengler	43	2019
Jeff	Denning	63	1992-95
Arthur	Dennis	28	1990-91
James	Dennison		1973
Mike	DePaolo	35	2014-15
Fritz	Depew		1973
Bobby	DePietro	55, 84	2013-15
Carmine	DeSantis	22	1981-84
Greg	DeSanty	25	1973-75
Louis	Desi	73, 77	1971-73
Dom	DeSteno	54	1997
	DeTurk		1910
Joe	Detweiler		1950
Richard	Deutch	77	2001
James	Devita	31	1968
Richard	Diamond	90	1981
John	Diamond		1913-16
Joseph	Diamond	11	1948-50
Ron	DiBiase	63	1980-82
Dave	DiCaprio	21	1988-91
Ryan	Dickens	33, 54	2017-19
	Dickson		1910
Barret	Diefenderfer	51, 61	1998-01
Alfred	Dienstag	16	1944
Michael	Dierks	43, 53	1994-97
Russell	Dietrich		1905-07
Rich	Dietrick	23	1984-86
Jim	Dietz	14	1998-01
Mike	Dill	10	1959-61
Douglas	Dill		1962-64
Donald	Dilley		1956-58
Mark	DiMaio	61, 76	1980-83
Nino	DiMatteo	32	1994-97
Tom	DiMattia	26	1992
John	Diminick	18	1984-86
Aziz	Diomande	84	2018-19
Norman	Dion		1953-55
John	Dionis	14	1985
Michael	DiPaola	11, 12	2004-07
Rick	DiPaolo	87	1980-81
Joseph	DiPisa		1970
Edward	DiSalvo	43	1969-71
Bruce	Dixon	10	1983-85
Demetrius	Dixon	88	2013-14
James	Dixon	7	2004-07
Nate	Dixon	54	2007-11
Rob	Dixon	64, 78	1992-95
Troy	Dixon	55	2015-18
John	Dobbs		1894-95
Barry	Dobil	50	1996-97
Geo	Dochterman		1937-39
Al	Dockery	30	1946
Gerald	Dodd	27	1942
Mark	Dodd	54	2012-15
Gerald	Dodson		1966
Tim	Dolan	19	1994-97
Walt	Doleschal	20	1959-61
Tom	Dolphin	83	1975-78
Morgan	Donahue	86	2012
Baron	Donnell	94	1992
Charles	Donnelly	87	1969-71
Dan	Donnelly	63, 70, 96	1981-85
Mike	Donnelly	66	2014-17
Shane	Donner	46	2012
Robert	Donofrio	21	1968-70
Morgan	Donohue	86	2010-13
Kevin	Dorcak	66	1981-84
Shane	Dorner	46	2013-14
Duaeno	Dorsey	8	2004-07
Kevin	Doty	80	2008-11
Eratus	Doud		1903-07
Rich	Doverspike	40, 55	1980-83

Andy	Dowling		1975
Clint	Downey	62	1987-88
Ronald	Downey		1950
Terry	Downey	79	1965-66
Frank	Downing	10	1947-49
Dennis	Doyle		1958
John	Drabic	28	1980
Frederic	Drake	25, 53	1941-43
Romar	Drake	88	2002-04
Luke	Drayer	56	1979-81
John	Driscoll		1937-39
William	Droge		1945
Harry	Duane		1903
Frank	Dubar		1951-52
Andrew	Dudek	87	1970-72
Doug	Duer	10, 13, 89	1989-92
Robert	Duer		1934-36
Louis	Duesing	30	1966
Harry	Duffey		1897
Robert	Duffy		1923-25
Frank	Dugan	16	1948
Joseph	Dumoe		1919
Frederick	Dumont		1889-91
Jeff	Dumont	23	1986-88
P.G.	Dumont		1892
Steve	Dunbar	74	1983-85
Dave	Duncan		1977
Mike	Duncan	82	2012-14
Mike	Dunn	27, 42	2016-19
Ralph	Durstein	31, 35	1946-49
Richard	Durstein	43	1947-49
Robert	Dutrey	34, 53	1942, 1946
Ralph	Dyer	65	1970
Kenneth	Dynan	44	1961-63
Paul	Dzelzgalvis	68, 76	1998, 2000
Dave	Dzonkowski	92	1993
Andrew	Dzurik	12	2013

-E-

Keith	Earle	9, 92	2016-19
	Eaton		1910
Ben	Eaton	32, 52	2008-11
Glenn	Eberly	64	1975-77
Fred	Ebert	42	1990-91
Mike	Eck	56, 61, 96	2007-10
Ralph	Eckensberger	30	1944
Paul	Eddowes		1920
George	Edelman		1956-58
Stephen	Edraney		1929-31
Bruce	Edwards	31	1997-99
Ernest	Edwards		1891-93
Henry	Edwards		1908
Hutch	Effman	46	1995-96
Joe	Egan	32	2018-19
Russell	Eggleston		1964
Josh	Eichner	92	1994
Tom	Einbecker	25	1947
Robert	Eisenhauer	18	1943
Will	Eisler	44	2015-18
Frederick	Eitel		1925
John	Elberti		1951-54
Alan	Elder	25	2009-10
Douglas	Elgin	22	1970-72
Charles	Ellicott		1904, 1906-07
Charles	Ellicott		1928-29
Madison	Elliot		1900-01
Wallace	Elliott		1921
Brandon	Ellis	24	2008-11

Donald	Ellis	13	2007-10
Franklin	Ellis		1889-90
Samuel	Ellis		1916
Skip	Ellison		1954-56
Edwin	Ely		1899
Tom	Emanski	17	2002
Richard	Engels	45, 47, 57	1946-49
Ken	Ennis	69	1984-86
Keith	Enscoe	66	1970-72
James	Eppler	16	1945
Joseph	Epstein		1963
Wesley	Erbe	9, 34	2001-04
John	Ernst		1900-03
John	Ernst		1921-24
Robert	Ernst		1916
Dan	Errigo	55, 83, 84	1997-01
Roger	Estler		1956-58
Edgar	Etter		1928-29
Darryl	Evans	78	1973-75
Angus	Evans	81	2015-18
Clayton	Evans	15	1986-87
Rachaud	Evans	35	1997-00
Tramont	Evans	2, 80	1992-94
Jeffrey	Eveland	28	1969-70
Dan	Everett	67	1977-79
Chris	Everett	2, 4	1991-94
Nelvin	Everingham	29, 30	1945, 1949-51
Ronald	Exley		1951-53
Thomas	Eynon		1934

-F-

Lawrence	Fabina	78	1970-72
Ernie	Fabrizio		1977
Gerald	Facciani	20	1965-67
Al	Fagerquist		1954
Ryan	Faherty	37	1993
Robert	Fahringer	76	1974-76
Martin	Fair		1971
Fred	Falkner		1900-02
Joe	Fallon	43, 84	1980-82
Trey	Fallon	74	2017
Tom	Falzone	24	1996-98
Ronald	Farabaugh	76	1970-72
James	Farrell		1940
Joby	Fawcett	29	1988-90
Robert	Fay	15	1941-42
Paul	Federinko	71	2012-14
Norman	Fedon	24	1949
Tom	Feehan	61	1975-77
Jack	Feeny	22	1946
	Fehr		1913
Dexter	Felder	73, 91	1987-90
William	Fenstermacher		1891-92
Arnold	Fenton	29	1945
Matt	Ferber	44	2006-09
Evan	Ferguson		1962
Scott	Fernandes	48	2018
Nick	Ferraco		2000
Peter	Ferrara	42	2008
Robert	Ferrara	33	1961-62
James	Ferrell		1939
Jack	Ferry	32	1946
John	Ferry	38	1942
Andy	Ficzko	2, 28, 29	1997-00
Charlie	Filardi	37	1975-77
Levi	Filepas	52	1948-49
Edward	Filippone	24	1972-73
Theodore	Fillmore		1908-10, 1912

All-Time Roster

David	Filson		1892-95
Charles	Findlay		1890
William	Findle	45	1973-75
Justin	Fischer	18	2015
William	Fischer	36	1947-49
Archibald	Fisher	4	2002-06
James	Fisher	82, 84	2006-07
Oscar	Fisher		1929-31
Seth	Fisher	62	1993
Thomas	Fisher		1957-59
Troy	Fisher	16	2018-19
John	Fistner	11, 27	1996-99
Barry	Fitz	37	1945
Bernie	Fitzgerald	50	1978-80
William	Fitzgerald		1910-11
Donald	Fitzwater		1933-35
Matthew	Fiume	76	2018-19
Eric	Fizur	71	2002-03
Edward	Flad		1904-07
Jim	Flanigan	85	1978-80
Douglas	Fleming		1962
Gordon	Fleming	46	1948-50
Larry	Flohr	25, 23	1967-69
Chris	Flood	33	1990-93
Dick	Flood		1951-54
Kevin	Flood	7, 27	1981-83
Tucker	Flood	14	1979
Tom	Flynn	17	1984
Jerome	Foley	74	1961-63
John	Follweiler	61	1977
Adam	Foltz	80	1999-00
D.J.	Forbragd	9	2009
Adrian	Ford		1922-25
William	Foreman		1955-57
Edwin	Foresman		1908-10, 1912
Bob	Forkins	31	1976-77
Glen	Forrest	65	1983-85
Ryan	Forrester	14	2013-16
Joe	Foti	40	1988-89
Harold	Fox		1931-33
James	Fox	38, 87	1996-99
Joseph	Fox		1889-90
Mike	Fox	86	1995-97
Jarred	Fragapane	50	2014-16
John	Franco	32	1959-61
Bob	Frantz	13, 16	1989-92
Nick	Franzese	18	2014-17
Kurt	Franzinger		1935
David	Fraser	24	1966-68
	Frear		1902
Joseph	Frederick		1934
Raymond	Freed		1898-99
Wally	French		1956
Semour	Friedman	18	1945
Dave	Fritz	53	1975-77
Dick	Fritz		1956
Mike	Fritz	12	1975-78
Jim	Fruehan	32	1979-81
Francis	Fuehrer		1928-30
John	Fulmer		1934-35
Edgar	Furry		1911-15
Anthony	Futia		1968
Robert	Fyvie		1953-55

-G-

Bill	Gaberlavage	66	1987-89
------	-------------	----	---------

Eric	Gadzinski		1973
Robert	Gailey		1891-92
Victor	Gailums		1962
John	Galaida		1963
Richard	Galbally	51	1973-75
Ernest	Galbos		1930
Brian	Gallagher	80	1998
Hugh	Gallagher		1954-56
Brian	Gallis	6, 14	1993-96
Vince	Gallo	35	2005
Rich	Gallos	87	1989
Jerry	Galvin	58	1975
Art	Gamble	52	1987-88
Kevin	Ganascioli	37	2003-06
Bob	Gannon	39	1983-85
Lawrence	Gannon	14	1965-67
Peter	Gannon	14	1996
Gila	Gano		1916
Joe	Garafoli		1953
John	Garcia	49	1981
Francis	Gardner		1894
Ray	Garganio	76	1977-79
Joseph	Garland	45	1941
Case	Garner	26	2009-10
Ralph	Garrison	47	1977-79
Dave	Gash	96	1989-92
George	Gaspar	54	2019
Jack	Gatehouse	44	1979-82
Harry	Gates		1896
Stephen	Gattuso		1971
Mike	Gaumer	36	1993
Rodney	Gaumer	52	1968-70
John	Gay	46	2019
Ross	Gay	90	1992-95
John	Gaydeski	84	1966-68
William	Gaynor		1914-15
Michael	Gazella		1919-22
Frank	Gaziano	51	1983-85
Joe	Gaziano	55, 61	1983-85
John	Gearhart	85	1965-67
Chris	Geary	16	1987-88
Gottfred	Gebhardt		1927-28
Louis	Gebhardt		1922-25
Joseph	Gebhart		1919
Jay	Geiger	71	1960-61
Roy	Geiss		1956-58
Steve	Geist		1978
William	Gellatly		1916
Joe	Genduso	1	1984-86
Greg	Gennace	65	1995-96
John	Genova	86	1972-74
Joe	Gentillucci		1950
Gaylord	George	80	1965
Dave	Gerba	4, 75	1998-99
Tim	Gerhart	23	1977-79
Walter	Germusa	18	1947-48
Doug	Gerowski	65, 94	2007-10
Robert	Gerth		1966
George	Gerung	45	1949-50
Mike	Gervasio	94, 97	2003-04
Mike	Getz	60	1981-82
Mex	Geurlich		1938
Greg	Gibbs	46	2001-03
Jim	Gibbs	75	1996
Gordon	Gibson		1956-58
Robert	Gibson	19	1942
Douglas	Gifford	51	1964-66
Anthony	Giglio	21	1971-73

Russell	Giglio	7, 21	1999-01
DaRon	Gilbert	44	2019
William	Gilbert	22	1947
Pete	Gilbertson	50, 57	1983-85
Adam	Gill	86	2006-07
Matt	Gill	44	2012-14
Edward	Gillespie		1951-53
Joe	Gillette	20	2019
Bill	Gillies	86	1976-77
Tighe	Gillis	28	1985
James	Ginople		1938-40
Angelo	Giombetti	24	1977-80
Jim	Giombetti	55	1978-80
Michael	Giordano	59	1980-82
Steve	Gitch	20	1981
James	Giudice		1962
Tony	Giudice	9	2017-18
Larry	Given	84	1975-77
Marko	Glavic	13	2000-03
Dave	Gleason	78	1980-82
Darius	Glover	73, 93	2010-13
David	Glover		1889-90
Jim	Goff	55	1995-99
Matt	Goff	33	1998-00
Don	Gold		1950-52
Christopher	Golden	66	1964-66
Francis	Golden		1935-37
Neil	Goldsmith	60	2007-08
Robert	Gombos	12	1963-64
Lamont	Gonzalez	81	1993
Thomas	Good		1954-56
Chad	Goodall	81	1990-92
William	Goodman	40	1945
Joe	Goodwill	23, 49	2000-03
Tom	Gordon	16	1980-83
Frank	Gorman	44	1971
William	Goslau	52	1964
Connor	Goss	87	2014-15
Jamil	Goudelock	54	1994-96
Edward	Gouinlock		1918
Rodney	Gould	19	2008-12
Russell	Gourley		1928
Ben	Gracey	99	1994-98
Ronald	Graf		1958-60
Donald	Graff		1937-39
Kellen	Graham	58, 61	2000-03
Michael	Graham	34	1994-97
Thomas	Graham	45, 49	1946-47
Ryan	Gralish	31	2012-15
Joseph	Grandinetti		1935
Chris	Granjean	25, 83	2015-18
Keith	Grant	56	1987-89
Matt	Grant	16	2010
John	Grappo	54, 63	1989-92
Simone	Grassi		1934
Mike	Grau	21, 22	1988-92
Luther	Graves	11	1940-41
Ian	Grayson	52	2018-19
Ed	Greaves		1950-52
Werner	Greb	51	1965
Brendon	Green	30	2001-04
Deryl	Green	21	1983-85
Jack	Green	58	1976-78
John	Green	67	1995-98
Paul	Green		1980
Rob	Green	58	1987-90
Tony	Green	59, 64	1980-82
Todd	Greenbaum	10, 14	1995-97

Adin	Greenfield	20	2013-14
John	Greenfield	28	1988-90
Harrison	Greenhill	90	2018-19
William	Greenip	37	1941-42, 1946
Brian	Gregorek	36	1997-00
Bill	Greiner	62	1993-96
Max	Greulich		1936-37
Al	Grey	17, 27	1946-48
Logan	Grieser	73	2015-18
Mike	Grimaldi	61, 91	2008-10
John	Grimes	72	1973-75
Timothy	Grip	15, 42	1971-73
John	Groller		1936
Harry	Gross		1929-30
William	Gross		1908, 1910-12
Dale	Grove	41	1966
Neil	Grove		1965
Franklin	Grube		1924-26
Horace	Grube		1930
Deuce	Gruden	23	2013-15
Joe	Grundhoffer	74	2018-19
Serge	Grynkewich		1930
Rudy	Guenthner	30	1959-61
Richard	Guest		1927-28
Jim	Guidice	64	1960-61
Joseph	Gulick		1913, 1915-16
Michael	Gurgo	34	1941
Bob	Gursky	81	1959-61
Joel	Gustafon		1957-59
Brian	Guttman	59, 86	1981-84
James	Guyll	88	1972-74

-H-

Jim	Haas		1963
Melvin	Haas		1933
Bryan	Habera	74	1989-91
Warren	Hackenburg		1930
Ralph	Hackett	41	1942, 1946-47
Stewart	Hackleman	96	2016-19
Allen	Haddad	75	1975-77
John	Haddon		1958
Stewart	Haddon		1956
Lawrence	Haertel	86	1970-72
Harold	Hageman		1936-38
John	Hagerty		1891-92
Brandon	Hagins	87	2003
Charles	Hagy		1955
Melvin	Haines		1934-36
Tom	Haire	50	1943
George	Halak		1958-59
Edward	Haldeman		1900-01
Walter	Haldeman		1900
Brandon	Hall	8, 86	2002-05
Brandon	Hall	87	2010-13
Brian	Hall	82	2008-10
Jim	Hall	65	1987-89
Mark	Hall	34	2007-08
Thomas	Hall	83	2000-03
William	Hall		1902-05
Steve	Hamer	73	1977-79
Malik	Hamm	99	2018-19
Edgar	Hammer		1913
Arthur	Hammond		1910-11
Barrett	Hammons	1, 83	1995-98
Taron	Hampton	63	2017-19
James	Hancik	69	1995-97

All-Time Roster

Donald	Hancock		1936	Henry	Herr		1895-97
Howard	Handweg		1929	Daniel	Hersh		1964
Chris	Hanley	28, 67	1980-83	John	Hershey		1951
James	Hanlon		1927	Dave	Herzig	45	1987-90
Brian	Hannon	21	1995-98	Dick	Hess		1953
Craig	Hansen	96	1993-97	Freddie	Hess	32	2013-14
Kevin	Hardiman	32	1971-73	Bob	Hettich		1951-54
Bill	Hardy		1953-55	Dave	Heverling	1	1977-79
James	Haring		1962	Clifford	Heydecke		1934
Robert	Harkel	42	1945	John	Hickl	11	1969-71
Bill	Harkness		1950-52	Matt	Higgins	74	1986-88
Kirk	Harman	85	1974-76	John	Higham		1903
Gary	Haroutunian	52	1973-75	William	Highberger		1924-26
Joseph	Harpster		1970	Blaine	Hildenbrand		1952
William	Harrick		1955-57	Ryan	Hiles	45	1999
Corey	Harris	78	1996-98	Ryan	Hiles	45, 48	1996-98
James	Harris	26, 86	1991-92	Howard	Hill		1931, 1933
Jonathon	Harris		1915-16	Jerome	Hill	37	2008
Gene	Harrison		1951-53	Kasheem	Hill	35, 53	2010, 2013
Harvey	Harrison		1910	Lucius	Hill	94	1994
Otis	Harsen		1895	Perce	Hill	38	1944-45
Ryan	Hart-Predmore	68	2006-09	Raymond	Hill		1915
Herbert	Hartman		1914-15	William	Hill		1896-97
Henk	Hartong	16	1986-87	Rob	Hinchen	52	2014-17
Robert	Hartwig	66	1968-69	Doug	Hines	50	1990-93
Ryan	Hartzell	40	2008	Bob	Hinson	91	1989
Laning	Harvey		1930	Matt	Hinzpeter	96	1999-2002
Wade	Harwick	68	1981	Henry	Hitchcock		1890
Tessema	Haskins	29	2018-19	Robert	Hneleski	82	1988-91
Matt	Haugh	51	2010	Joseph	Hoagland		1928
Thomas	Haughey	10	1944	Bruce	Hochman	62	1968
William	Haupt		1973	Hal	Hocking	14	1980
Luther	Haus		1931-32	Harold	Hocking	10	1978-79
	Hauser		1919	Jim	Hodson	3	1987-90
Donald	Hawkey	45	1969-70	Chas	Hoffman	26	1943
Val	Hawkins	24	1961-63	Harold	Hoffman		1918
William	Hawkins	10, 26, 53	1945-48	Harry	Hoffman		1930
Anthony	Hawthorne	28	2000-03	John	Hoffman	72	2013-15
Chris	Haycock	97	1988-89	Ronald	Hogg		1951
Kyle	Hayes	83	2008-11	Sam	Holcombe	60	1992
Abraham	Hays		1908-09	Charles	Holden		1945
Ed	Hazard		1950	Larry	Holden	28	1947-49
Keith	Heaney	35	2006	Chris	Holland	52, 53	2000-02
Vaughn	Hebron	22, 31	2009-12	Christian	Hollar	57	2018-19
Russell	Hedden		1951-54	Slover	Hollister		1950-51
William	Hedden	61	1964-66	Andrew	Holmes	66, 95	2008-10
Thomas	Heiber		1966	Louis	Holowach		1936-38
Franklin	Heilman		1897	Adam	Holt	23	1998-2001
Thomas	Heilman	53	1973-74	George	Hoodlahan	32	1949-50
Gerry	Heilmann	53	1974-75	Ben	Hoover	89	2004-06
Wayne	Heinauer		1973	Tom	Hopkins	73	1990-93
Scott	Heiser	58	1996-99	Clarence	Hopper		1901, 1904
John	Heist	64	1990-92	John	Horan		1900
Rich	Heitzenrater	95	1989-91	Mike	Horn	72	1994-95
David	Heller		1934	Steve	Horn	6	1988-89
Gregg	Heller	37, 89	1991-94	Travis	Horn	49	1987
Toussaint	Helm	77	2013-16	Travis	Horn	49	1988-89
Reginald	Hemingway		1906	Martin	Horne	64	1984-86
George	Hemmeter	40	1941	Douglas	Horst		1954
Kyvory	Henderson	46, 55, 61	2008-10	William	Horvath	41	1962-64
Kyle	Henry	17	1995-96	Thomas	Hoskins		1902-05
Robert	Heppe	25	1967-69	George	Hossenlopp	11	1962-64
Jack	Herbruck		1950-52	Courtenay	Hough	90	1973-75
Jacek	Herchold		1970-72	Jason	Houghtaling	99	1999-2000
Jeff	Herenza	2, 39	1995-96	James	Hourihan		1955-57
Mark	Herleman	65, 94	1996-97	Harry	Houser		1924-28
Mark	Hernandez	97	1989-90	Robert	Hover	41	1945
Jojo	Herndon	8, 22	1991-94	Rawle	Howard	95	1992-95

Robert	Howard		1958-60
Trevor	Howell		1938
Ty	Hranicka	35	2018-19
Michael	Hromyak	73	1968-70
Ralph	Hubbard	17	1946
Robert	Hubbard	25	1948-49
Harold	Huber	41	1963-65
John	Huber	86	1973-74
Walter	Hublely		1899
Ed	Hudak	70	1989-92
Barry	Hughes	24	1969-71
Donald	Hughes	10	1965-67
Edward	Hughes	22	1961-63
Frank	Hughes		1930-31
Mike	Hughes	64	2018-19
Pat	Hughes	43	1978-79
Jordan	Hull	4	2019
Chris	Hummel	2, 24	1990-93
Ted	Hummel		1950
Charles	Hummell		1919-21
Richard	Hunger	24	1945
William	Hunscher		1957-59
Chad	Hunter	10, 12	2003-06
William	Hunter		1935-36
Steven	Huntzinger	77	1970-72
Glenn	Hunzinger	88	1992-95
Colin	Hurlbrink	94	2018-19
Carl	Hurlebaus		1978
Jonathan	Hurt	34	2003-06
Kevin	Hutchinson	31	2016-19
Ralph	Hutchinson		1916
Travis	Hutson	84, 89	2003-06
Jim	Hutton	66	1974-76

-I-

Gabriel	Ianidis		1959
Bryant	Ibekwe	6, 17	1997-2000
Vaughn	Imler	33	1965-67
Damarcus	Ingram	26	2011-13
Jamar	Ingram	30	2005
RaDon	Ingram	16	2006
Phil	Iorio	15	1960-62
Duwan	Irby	43	1985
Frank	Irmschler		1909
Lewis	Irving	62, 90	2007-10
Marcellus	Irving	33	2010, 2013
Mark	Irwin		1964
Robert	Irwin		1931, 1933
Lawrence	Iseman		1900-01
Frederick	Itterly	71	1969-70

-J-

Tom	Jackman	57	1978-80
Aaron	Jackson	87	2000-01
Brad	Jackson		1956-57
Matthew	Jackson	48	2000-03
Warren	Jackson		1955
William	Jackson		1963
Nicholas	Jacobi	66	1997-99
Walter	Jacoby	59	1948
Louis	Jacoubs		1931, 1933

Hunter	Jaggard		1937-39
Draeland	James	22	2013-16
Olaf	Jannson	42	1943
Ben	Jeannot	70	2012-14
Hugh	Jeffers	30	1985-87
William	Jefferson		1934-35
Joseph	Jiadosz		1934
Carter	Johns		1956-58
Bob	Johnson		1951
Channon	Johnson	13	1994
Chris	Johnson	45	1991-94
Darrell	Johnson	80	1968-70
David	Johnson		1932
Dennis	Johnson	12	1971
Edward	Johnson		1972
Jeff	Johnson	8	1987
Jim	Johnson	12, 16	1985-87
Joel	Johnson	30	1960-62
Larry	Johnson	21	2002-05
Pat	Johnson	70	1974-76
Steve	Johnson	40, 85	1988-90
Torian	Johnson	19	2003-06
Douglas	Johnston	12	1970-71
Scott	Johnston	24	1964-65
Walt	Johnston	42	1987-89
Anthony	Jones	36, 49, 86	2001-02, 2004
Chris	Jones	79	1987-88
Dick	Jones		1953-55
Eric	Jones	10	2009
Frank	Jones		1933-35
H.A.	Jones		1921
Josh	Jones	2	2006-08
Kurtis	Jones	6	1990-91
Lynott	Jones		1909-10
Mark	Jones	15	1973-76
Morton	Jones		1894-97
Ronald	Jones	46	1969-70
T.J.	Jones	10	2014-16
Tyler	Jones	75	2003-04
Tymir	Jones	10	2017
Woodrow	Jones	66	2006
Jamal	Jordan	1	1989-92
Llewellyn	Jordan	35	1944
Major	Jordan	42	2017-19
Ralph	Jordan		1894
Samuel	Jordan		1892-94
Tre	Jordan	7, 27	2016-19
Mike	Joseph	11, 17	1985-87
Victor	Josephs	71	1965
Roosevelt	Juin	9	2010

-K-

Albert	Kachadurian	28	1942
Bob	Kaercher		1950
John	Kahn	30	1991-94
Fred	Kaiser		1952-54
Scott	Kajmo	66, 69	2009-10
Joe	Kamnik	66	1977-78
Brian	Kane	71	1990-93
John	Kane	40	1947-49
Rich	Kane	81	1997
Ernest	Kanzler		1935-37
Mark	Karabin	54, 65	1990-93
Walt	Karbowsky		1960
Dennis	Kashurba	83	1968

All-Time Roster

Jeff	Katz	85	2007-08	Ralph	Klein	24	1974-76
Robert	Katz	31	1943	Brian	Klimek	76	1995-98
Rick	Kauffman	75	1979-80	Ed	Klimek	27	1987-88
Bryan	Kazimierowski	6	2003-06	Jesse	Kline	14	1994
Edward	Kearney		1920-21, 1923	Michael	Kline	34	1973-74
Thomas	Kearns		1936-37	Marty	Klingelhofer		1978
John	Keefe	57	1981-83	Jonathan	Kloos	42	1996
Curtis	Keefer	73	1996	Eric	Knight	25, 55	1986-92
Allen	Keely		1936	Russell	Knight		1898-99
Jamie	Kehlenbach	46	1998-99	Carl	Knowles	20, 46	2008-10
Kurt	Keintz	8	1981	Arthur	Koch	44	1943
	Keiper		1898	Tom	Kocis	44	1985-87
Joshua	Keister	82, 88	2000-03	Oliver	Kocsis	25	1944-45
Bob	Keller	42	1960-62	Arno	Kohler	61	1978-79
Brian	Keller	80	2013-15	Rich	Kohler	6	1981
Gailey	Keller	56	1949-51	Phil	Kolarczyk	75	1999-02
Brian	Kelly	9	1991-92	Gary	Kolarik	63	1966-69
David	Kelly	91	1981	John	Kolasky		1931, 1933
Frank	Kelly		1910-15	Jet	Kollie	46	2010
James	Kelly	55	1970	Dennis	Komlos		1970
Michael	Kelly	55	1969-71	Tom	Kondash	1	2007-10
Robert	Kelly	21	1966-68	Jim	Koniszewski	92	1984-85
Stew	Kelly		1972	James	Kontje		1955-57
Timothy	Kelly		1974	Jeffrey	Kordenbrock	38	2017-19
David	Kenepf	60	1969-71	Matthew	Korn	10	2004-07
Edward	Kennedy		1932	John	Koropchak		1973
Herb	Kennedy	32, 39	1999-02	Greg	Korzen	70	1997-98
James	Kennedy		1913-15	John	Kosco		1953
Tom	Kennedy		1951-54	Kevin	Kostes	3, 18, 28	1991-94
William	Kennedy		1889	Steve	Kotulak		1978
Jim	Keosian	12	1974	Greg	Koufacos	38	1996
Steve	Keppel	12, 27, 29	1944, 1947-48	Daniel	Kovacs	31, 32	1945, 1947-48
Ernest	Kerekes		1936-38	Nick	Kowgios	33	1980-84
George	Kerestes		1936-38	Charles	Kozicheck		1953-55
George	Kern		1930	Jon	Kozlik	58, 63	1995-96
Tanner	Kern	64	2015-17	Kevin	Kozup	22	2000-01
Jeff	Kerridge	9	1981-83	Theodore	Kramer		1968
Scott	Kershaw	2, 19, 28	1987-90	Neil	Kravitz	68	1973-75
Douglas	Kessel		1967	Carlos	Kreamer	82	1986-87
Greg	Kessel	48	2010-13	William	Kresge	39	1940-42
Mike	Kessler	55	1975-77	George	Kressler	52	1943
Donald	Ketcham	86	1961-62	John	Kressler		1924, 1926-28
Eric	Keto	67	1999-02	Daniel	Krick		1925
Jack	Ketrick		1950	Greg	Krieger	63, 69, 86	2008-11
Mike	Kicera	25	1987-89	Eric	Krupa	3, 25	1990-91
Eric	Kiehnle	56, 85	1981-83	William	Krywicki	53	1969-70
Daniel	Kilmurray	19	1973	Thomas	Kubler	27	1971-73
William	Kindig		1952	Daniel	Kuhn	62	1972-74
Dion	King	34	2010, 2013-14	Matt	Kujovsky	58	1991-94
Don	King		1978	Mike	Kukawa	77	1980-81
Michael	King	77	1983-85	Rob	Kulbacki	10	1990-91
Raymond	King		1917	Matt	Kulp	44, 48	1998-01
Paul	Kingston	94	1999-02	Steve	Kunec	79	1993-94
Merritt	Kinsey	53	1968	Paul	Kupfer	17, 54	1999-01
John	Kinter		1901-02	Stewart	Kupfer	85	1998-01
Dillard	Kirby		1978	Bill	Kushner	54	1987-88
Fred	Kirby	26, 53	1939-41	Ken	Kutchman	52	1985
Tom	Kirchhoff	14, 15	1989-92	Kurt	Kwak	9	1984-85
Louis	Kirkberger		1906-07	Stan	Kwitnieski	26, 50	1981-84
Frank	Kirkleski		1923-26				
Colton	Kirkpatrick	45	2012-14				
William	Kirkpatrick		1906-07				
Gary	Kirman	13, 24	1979-81				
Tohr	Kisli	96	2012				
Joseph	Klarberg		1963				
Norman	Klauder	48	1945				
Charles	Klein	38	1943				
Marc	Klein	41	1974				

-L-

Andy	Labudev	90	2013-17
Alexander	Lach		1950-52
Benjamin	Lackey		1936
Quindel	Ladson	53	2004-05
Ryan	Lafferty	64	1987
Dennis	Laich	74	1968
Joseph	Laird	29	1939-41
Austen	Lake		1915
Jack	Lamb	45, 59	2016-19
Robert	Lambert	69	1967-69
Otis	Lamson		1901-02
Michael	Landes	35	1968
David	Lane	84	1983
Joseph	Lane	25	1970-72
John	Lang	75	2013-15
Joe	Langen	92	2008
Bill	Lanigan		1950
John	Lanzetta	28, 53	1944-45
Joseph	Lanzot	51, 57	2003-06
Rocco	Lapenta		1929
Chris	LaPietra	95	1986-88
Tim	LaPorta	46	1985-86
Brett	Larson	70	1978-81
Jay	LaSalle	62	1960-62
Skyler	Lash	73	2013-14
Tom	Latherow	40	1975-77
John	Laughlin	72	1996
Fred	Launt		1900-02
Justin	Lauver	44	2002-05
Richard	LaVecchia		1956
Scott	Lavon	72	2007-08
Michael	Lawler	51	1970-71
Adrian	Lawson	46	2004-07
Mark	Layton	8, 16	2007-10
Devon	Leach	59	2013-14
James	Leach	49	1991-92
Mike	Leary	64	1995-98
Dave	LeBourdais		1959
Mark	Lechmanik	19	1979-80
Joe	Lechner	6, 86	1985-87
Robert	Leciston	70	1960-62
Lance	Ledoux		1973
Chang	Lee	68	1990-92
Lasley	Lee		1906
Mike	Lee	98	1995
Walter	Lee		1893-94
Mark	Leggiero	49	2006-09
Joseph	Lehecka		1918-21
Raymond	Lehman		1916
George	Lehner		1891-92
Henry	Lehr		1916-17
Pete	Lehr	61	1959-61
John	Leible	73	1975-78
Allison	Leininger		1916
Hazard	Leisenring		1928
Samuel	Leland	31	2006-08
George	Lentz		1936-38
Jeff	Leonard	66	1979-80
Mike	Leone	60	1975-78
Claude	Lerch		1914
John	Letcavits	27	1979-81
Richard	Lettieri	66	1966-68
	LeVeccia		1934
George	LeVecque		1929-30
Jim	Levelis	97	1994-97

Dave	Levine	78	1988-91
Mike	Levy	52, 59	1997-00
Michael	Lewandos	70, 71	2001-04
James	Lewis	62	1966-68
Loren	Lewis		1928
Mike	Lewis	8, 15	2015-18
Rand	Lewis	27	2014-15
Peter	Libertone		1951
Morris	Licker		1937
Jake	Liedtka	82	2016-19
Raymond	Lillicotch	53	1949
Arthur	Linden		1928
Adriel	Linyear	27	1998-01
Joseph	Lipari	15	1945
Greg	Lippert	59	2004-07
Daniel	Liseno	93	2003-06
George	Liske		1928-29
Ben	Liston	53	1991
John	Littleton	77	1962-64
Bennett	Livezey		1914-15
Carl	Llewellyn	79	1981-83
George	Lloyd		1955-57
Donald	Lockett	50	1945
Todd	Locovare	3	1990-91
Gee	Lofstead	69	1987-89
Harry	Logan		1904-07
Kevin	Logan	80	2004-07
Randall	Logan	16, 38	2010, 2012-13
Kevin	Lohr	78	1975-78
Charles	Loiacano	23, 46	1943-46
Dante	Lonardo	56	2015-17
Raymond	Long		1939
Scott	Longazel	91	1998-01
Robert	Longo	75	1960-62
Darren	Lopez	30	1998-00
Pete	Lops	53	1987
Robert	Loucke		1939
Wendell	Loux		1917
Fred	Love	35	1939-41
Charles	Lovell	18, 40	1995-96
Kwame	Lovell	69, 73	2002-05
Clarence	Lowden		1914, 1916
Carlos	Lowe	30	2006-09
George	Lowe		1915
Howard	Lowenstein	18	1944
Anthony	Loyacona	47	2012-14
John	Lucas	61	2003-06
Obi	Luckett	8, 55	1989-93
James	Ludes		1968
Victor	Ludlum	50	1964
David	Luessenhop		1945
John	Luhr		1913-15
Joe	Luke	22	1995-99
James	Lukens		1920-21
Eric	Lund	35	1987-89
Josh	Lupini	62	2004-06
Tony	Lupold	85	1977
Paul	Lusky		1966
Brian	Lutz	37	1999-02
Frank	Luzi	22, 46	1980-83
John	Lynch		1979
Michael	Lyness	23	1970-72
Philip	Lyons		1923-24
Rick	Lysfer	99	2009-12

All-Time Roster

-M-

Frederick	Maass		1931, 1933
Archie	Mabon		1934
Kyle	Mabus	26	1988-90
William	MacAvoy		1904-07
Stew	MacCallum		1974
Steve	MacCorkie	37	1978-80
Harry	Mackey		1889-90
Douglass	MacNeil	33	1965-66
James	MacNutt		1935
Dave	MacPhee	22, 29	1985-87
Ramsey	Maddock	50	1940, 1942
Joseph	Maddon		1973
Charles	Magee	30	1949, 1951
Robert	Magee	12	1946
William	Magee	12	1942-43
Watson	Maget	33	1941-42
Hugh	Mahaffy	17	1943
Bob	Mahr	23	1980-82
Scott	Maines	41	1985
Shawn	Malavenda	62	1991-92
Dean	Mallozzi	32	1987-90
Eugene	Malpas	37	1968-69
Kevin	Mandia	64	1989
Gregory	Mandile	45, 97	2007-10
Anthony	Mangovski	63, 94	2006-08
Rudolph	Mantoni	54	1949-50
Thomas	Marcellus		1931-33
Brook	March	70	1963-64
Moncure	March		1889-92
Lawrence	Marchetti		1938-40
Mike	Margello	10	1974
Joseph	Marhefka	21	1943
Joseph	Marhefka		1920-23
Peter	Marinara	33	1972-74
Joe	Markham	86	2003
Richard	Markovich	69	1972-74
Kevin	Marks	47	1987
Jake	Marotti	75	2016-19
Charles	Marquette		1951-53
Dalbey	Marsh		1930-31
Edward	Marsh		1938-40
Erik	Marsh	34	1991-94
Rabe	Marsh		1924-26
Jason	Marshalek	97	2009-12
Alexander	Marshall		1911
Gary	Marshall	12	1964-66
Mike	Marshall	5	1988-90
Trey	Martell	47	2003-06
William	Marthinson		1935
Frank	Martin		1915-16
Howard	Martin		1936-38
James	Martin	21	1964-66
TayJon	Martin	2, 21	2018-19
Thomas	Martin	26	2014
William	Martindale	19	1939-41
Chris	Martinez	35	2010
James	Marx		1927
Mike	Marzo	50	1985-87
Mark	Mascari		1980
James	Maselli		1954-56
Ralph	Massa	42	1968-70
Mike	Massoff	93	1984
Derek	Mast	69	1991-94
Jared	Mast	84	1999
Jared	Mast	63	2000

Nick	Mastrangelo	67, 68	1989-91
Bart	Matson	35	1980
Franklin	Mattison		1953-55
John	Matusik	62	1965-66
Brad	Maurer	3, 15	2003-06
Wallace	Maxfield		1914-15
Richard	Maxwell	30	1970
Andrew	May	19, 87	1997-2001
Frank	May		1936
Kyle	Mayfield	25	2013-16
Mike	Mayne	49	1993-94
Robert	Mayo	69	2001-02
Ryan	Mayo	24, 30, 32	1997-2000
Zack	Mazur	63	2012-14
Michael	McAfee	79	2000-03
Mike	McAfee	46	1975-77
Tim	McAndrew	30	1978-80
George	McCaa		1905, 1907-09
Geo	McCaa		1933-34
Basil	McCabe	10	1943
Patrick	McCain	14	2010
William	McCall	17, 20	1945, 1948-50
Matt	McCann	76	2013
Daniel	McCarthy		1953-54
Kevin	McCarthy	54	1976-77
Kevin	McCartney	68	1983-85
James	McCarvey		1924-26
Bill	McClarnon	73, 76	1984-86
Lee	McClellan		1976
Michael	McClintock	78	1968-69
Brandon	McCloud	6, 26	2001-03
William	McClure	82	1960-62
Casey	McCollum	66	2018-19
Thomas	McCombs	43	1967-69
Michael	McCooley		1954-56
	McCormick		1910
Edward	McCormick	34	1968-70
Joe	McCourt	43	2001-04
Alfred	McCoy		1925
Blake	McCoy	66	2002
Austin	McCrum	11	2016-17
Frederick	McCutcheon		1908-09
Andre	McDaniel	35	1973-75
Eric	McDay	8, 23, 30	1996-98
William	McDermott		1898-1900
Joe	McDonald	56, 60	1990-91
Matt	McDonald	37	2007
Kenneth	McDonnell		1916
Louis	McFadden		1973
Joe	McFarland	69	1981-84
Stephen	McFarlane	55	2002-05
Tyler	McFarlane	41	2010-11
Charles	McGee		1950
Daniel	McGlynn		1973
Eric	McGovern	27	2006-09
Evan	McGovern	23	2008-11
Robert	McGovern		1953
Joseph	McGowan	14	1997
Tom	McGrail		1951-54
Mike	McGuire	40	1985
Shawn	McHale	11, 12	1993-96
Bruce	McIntyre	32	1984-86
Kris	McKay	60	1996
Richard	McKay	19	1968-70
George	McKean		1928-29
Casey	McKeen	57	1999-03
John	McKenna	36	1939-41
Kenneth	McKenna		1949

William	McKnight	10	1940-42
Jason	McLaughlin	3	1991-94
William	McLaughlin	22	1949
Neil	McLeod		1925
Kenneth	McLeon	56	2006
Kevin	McMahon	90	1974
Kevin	McManus	59	1989-92
Miarco	McMillian	82, 83	1998-01
Brian	McMullan		1976
Garrett	McNally	60	2011, 2013-14
Patrick	McNally	65	1961-62
David	McNaughton	78	1973-74
James	McNeil	40	1969
Brian	McNulty		1975
Rob	McPheeters	11	1994-97
Michael	McSally	89	1970-72
John	McSparran		1891-92
Mike	McTavish	16	2000-01
Jake	McTighe	31, 91	2010, 2013
Jack	McVeigh	32	1945
Stewart	McWilliams		1917-18
Dick	Mears		1951-53
	Mechler		1910
Jim	Medes	80	1975-78
Thomas	Medvar		1954
John	Meehan		1920
Donald	Meeker		1939-40
John	Meeks	88	1962-64
Nolan	Meister	97	2006
Blamassi	Meite	34	2019
Randy	Mellinger	88	1984-86
Matthew	Melly	38	2006
Barry	Meltzer	30	1964-65
Brian	Menecola	7	1995-98
Morris	Mengel		1957-59
	Menger		1900
Allan	Mensky		1967-68
Steve	Mercado	95	2013-15
Brian	Mergenthaler	70	1977
Rajhan	Meriwether	5, 29	2014-17
Alex	Merriman	37	2013-15
Derik	Mesquita	9	1994-97
William	Messick	45	1965-67
Charles	Metzgar	77	1965-67
Blake	Meyer	13	2016-19
Donald	Meyer	63	1970-73
Frederick	Meyer		1934
Kenneth	Meyer	53, 66	1973-74
Matthew	Micir	65	1971-73
Zach	Midulla	88	2009-10
Edward	Miersch	11	1943
Mike	Millar	1	1981
Frank	Millard		1950
Alexander	Miller		1924-26
Bill	Miller		1951-52
Brian	Miller	70, 87	1988-91
Daniel	Miller	67	1973-75
David	Miller	65	2013-15
Emery	Miller		1927-28
James	Miller		1931, 1933
John	Miller		1893
Joseph	Miller		1892-93
Michael	Miller	81	1967-69
Quincy	Miller	20	1993-96
Skip	Miller	61	1992-93
Terry	Miller	75	1978
Tony	Miller	44	1986-88
Robert	Millman		1922-25

Jason	Mills	95	2005-08
Odakwei	Mills	51	2002, 2004-05
Robert	Mills	49	1945
Joel	Miner	63	2002-05
Anthony	Minerva	19	1992
Andrew	Mirabito	54	1969-70
Brandon	Mitchell	24	2004-07
Eric	Mitchell	24	2016-19
George	Mitchell	28	1972-74
Walter	Mitchell		1940
Robert	Mitinger		1921-23
	Mittinger		1930-31
Deon	Mobray	21, 41	1992-94
Allen	Mock	20	1943
Andrew	Moisey	32	1965-66
Gary	Molchan	86	1967-69
Ryan	Moloney	52	2000-01
Peter	Monahan		1903
Tim	Moncman	54	1988-91
	Monroe		1918
Robert	Montagno		1961
Ryan	Monteyne	83, 86	2016-19
	Montieth		1918
Richard	Mooradian	43	1941-42
Joe	Moore	74	2005-09
John	Moore		1908-09
Leo	Moore		1918
Leonard	Moore	5, 30	1995-98
Robert	Moore	26	1945
Thomas	Moore	26	1944
Tom	Moore	47	2016-17
Walter	Moore		1924-25
Richard	Mooridian	43	1946
Jay	Moorman	17	1992-93
Robert	Morabito	44	1972-74
Marco	Morais	42	1992
	More		1897
Alex	Morecraft		1961
Alex	Morgan	5	1991
Charles	Morgan	42	1939-41
Robert	Morgan	37, 48	1946-49
Selwyn	Morgan		1951
Michael	Moriarty	86	2018-19
Jack	Morris		1950
Charles	Morrison		1928
Joseph	Morrison		1900, 1902, 1904
Gavin	Morrissey	91	1992-95
DeAndre	Morrow	20	2006-09
Terry	Morrow	71	1962-64
Phillip	Moseman		1967
Kem	Moser	52	1966-68
Percival	Moser	55	1965-67
Michael	Moses	48, 81	2007-10
Kevin	Moss	76	2000-03
Dick	Mount		1951-52
Nick	Mourtos		2000
Richard	Moxley	93	1991-94
George	Moyer		1938-40
Ray	Moyer	22	1960-62
Thomas	Moyer		1957-59
Shawn	Moylan	11	1989-92
William	Moyle		1891-92
Pat	Mputu	4	2010
Matt	Mrazek	17	2014-17
Fritz	Muench		1956-58
Geof	Mulford	53	1978-79
Greg	Mulford	26	1978-80
Mark	Mulholland	72	1978-80

All-Time Roster

J. Donald	Mumma		1936
Arthur	Mummert		1914-16
Frederick	Mundy		1928-30
Jamie	Muntz	35	1972-74
Norman	Muntz	68	1969-71
Dan	Murberg		1927-29
Mike	Murdock	25	1992-93
Clennie	Murdock	41	2017
Dermot	Murphy	37	2018-19
Dylan	Murphy		1976
Frank	Murphy	72	2016-17
Matt	Murphy		1937
Mike	Murphy	17	1998
Taj	Murphy	67	2009-12
Tye	Murphy	27	2002-05
Erin	Murphy	29	2002-05
Brian	Murray	98	2008-10
Brycen	Musician	33	1975-78
Francis	Mussina	16	2017
Jeff	Mustaro	47	1969-71
	Mylet	39	2005-06

-N-

Bob	Naegele	61	1994
Charles	Nagle	22	1940-42
Frederick	Nagle		1931
Nick	Nagy	19	2007
Tim	Nanni	39	1993
Steve	Napolitano	87	1985
Evan	Nardone	53	2006-09
Nick	Nardone	35, 37	2007-11
Ryan	Nase	65	2003-06
Thomas	Nasife	14	1970-71
Scott	Naughton	71, 92	1988-91
Mike	Neborak	44	1976-77
Robert	Neimeyer	12	1945
David	Nelson	38, 76	2002-05
Robert	Nelson		1939
James	Nesbitt		1902
Charles	Nesi		1932-34
James	Nesson	47	1998-99
Richard	Neumann	28	1971-72
Franklin	Newberry		1902-05
David	Newcomer	31	1966-68
Brad	Newman	55	1974-75
John	Newmeyer	29	1944
Phillip	Ng	7, 84	1985-88
Maxim	Ngolla	62	2012-14
Stan	Nicholson	81, 91	1989-91
Donald	Nickles		1958
John	Nieder	45	1971-73
Gerrit	Nieuwenhuizen	74	1995-98
Donald	Nikles		1957-59
Frank	Nikles		1956
Tim	Nish	94	2004-05
James	Nolan	52	1971-73
Hank	Nolde	41, 83	1980-83
Dwayne	Norris	10	1986-89
Warren	Norris		1906-12
Bob	North	88	1975-76
Cole	Northrup	14	2017-19
Harry	Norton	72	1971-73
Richard	Norton		1955-57
John	Nothdruff	10	1945
Philip	Noto	75	1969-71

Bill	Novak	94	1984-85
Frank	Novak	15	1980-83
Richard	Nowell	84	1968-70
Vincent	Nuccio	52	1944-45
Andy	Nygren	59, 61	1986-88

-O-

Austin	O'Brien	5	2011
Charles	O'Brien		1910, 1912
James	O'Brien		1954-56
Sean	O'Brien	86	1990
Milton	O'Connell		1920-23
Michael	O'Connor	11	2000-03
Leo	O'Grady		1919
James	O'Hara	24	1945
Paul	O'Hea		1963
Joe	O'Lenic		1951-53
Charles	O'Mara	79	2004-06
Brian	O'Neil		1933
Jasen	O'Neil	44	1995-96
Ryan	O'Neil	11	2008-11
Jerome	O'Neill		1929-31
Pat	O'Neill	66	2003-05
Scott	O'Neill	36	1989
John	O'Reilly		1927
George	O'Shaugnessy	69	1974-76
Jim	O'Sullivan	27	1974-76
Ryan	O'Hara	49	2019
Sean	O'Malley	10	2017-19
Charles	O'Mara	79	2007
Craig	Odiorne	83	1996
Mike	Ogle	33	1987-89
Peter	Ohnegian	51	1990-93
Kyle	Ohradzansky	9	2012
	Oldt		1899
Stan	Olesinski		1954-55
Marco	Olivas	26	2019
Henry	Oliver		1889-92
Nick	Oliver	33	2006-09
Devin	On	39	2019
Ed	Opatkiewicz	88, 91	1979-81
Paul	Opitz	42	1944
Andrew	Oppenheimer	75	2005-07
Leonard	Orifice		1957
Steve	Orlando	51	1987-89
Will	Orozco	73	2005-06
John	Orrico	41	1975-77
Joseph	Ort	85	2002-06
John	Oskam	64	1962-64
Dave	Osleger	36	1975-77
Michael	Osmola		1929
John	Ottino	10	1967
Gus	Ottoson	92	2002-04
Daniel	Overton		1916
Pat	Ovington	31	1979-80
William	Owens	63	1970-72

-P-

John	Paci	19	2019
Nathan	Padia	18	2007-10
Jesse	Padilla	71	2004-07
Tom	Padilla	71	1975-77
Dave	Page	8	1978-80
Ed	Pailen	2, 27	1994-97

Mike	Palos	13, 20	1996-00
Rocco	Palumbo	6, 86	2014-17
Bruce	Panasuk	28	1977
Matt	Panich	10	1980-82
Tony	Pante	93	1985-86
Arthur	Papandrea		1951
Jake	Papay		1979
William	Papusek	29	1947
Charles	Pardee		1913, 1915-16
Douglas	Pardee		1964
Lee	Pardee		1911
Mike	Parelli	73	1994-95
Nando	Parete	75	1997
Phillip	Parham	16, 22	2014-17
Chris	Parker	89	2006-07
Anthony	Parlatore		1964
Jack	Parry		1982
Craig	Parsons	89	1983-85
John	Parsons		1954-55
	Parsons		1898
	Parsons		1910
David	Partington		1970
Chris	Partridge	40, 62, 98	1998-2002
Charles	Pateman		1932-34
Andrew	Paterson		1920-21
Gordon	Patrizio	18	1949-51
David	Patterson	94	1998
Paul	Patterson		1954
Zack	Patterson	65	2008
Walter	Patton		1932-34
Bill	Paul	43, 56	1989-92
John	Paul		1913-15
Robert	Paulishak	10	1961-63
Mike	Pavin	17	1987-88
Tim	Payne	17	2018
Nick	Pearson	6, 37, 84	2016-19
Chris	Peavy	19	1998
John	Peck		1891-92
Lachlan	Peeke		1980
Richard	Peel	86	1964-65
Robert	Pell	42, 49	1946-49
Henry	Pennebacker		1950-52
Leonard	Pennington		1952-54
Gerald	Penrose	73	1980-82
Rudy	Penza		1950-51
Charles	Peraino		1932, 1934
Angelo	Perantoni	40	1944
Marcello	Pereira	96	1998
Joe	Perno	53	1989-90
Richard	Perrotty	42, 51	1942, 1946-47
Alex	Perry	36, 81	1988-91
Brian	Perry	37	1987
Eric	Perry	85	1990-92
Kenneth	Perry	41	1973
Nick	Perry	31, 37	1988-90
Avra	Pershing		1923-25
Joseph	Person	83	1969-71
Steve	Pertuz	32	1992-94
John	Peters		1930
Ed	Peterson	86	1959-61
Robert	Peterson	32, 53	1991-93
Vincent	Peterson		1934-36
Robert	Petitti	79	1968
William	Petrecca		1924-26
Justin	Pettigrew	25	2000-03
Mark	Petty	89	1981-82
Jerry	Phelan	59	1986
Ken	Phells	77	1975-77

Edwin	Phelps		1930
Jim	Phillips		1978
Michael	Phillips	93	2007-10
Kevin	Pickering	72	1997-00
Bradford	Pierce	82	1963-65
Joseph	Pierce		1897-98
Adam	Piergallini	54	1972-74
Alfred	Piergallini	79	1965-67
Yancey	Pilgrim		1889
Rocca	Piperato	52	1941
Salvatore	Piperato	38	1947-49
Robert	Pityo	22	1948
Arthur	Pivrotti		1928-30
Robert	Plangemann	70	1969-71
James	Platt		1899-1901
Leo	Plenski	70	2005-08
Dave	Pletcher	72	1975-77
Mark	Plumby	58	2004-07
Edward	Podgorski	22, 40	1942-44
Jack	Poetzsch	82, 83	2013, 2015
Nick	Pokoluk	85	1994-97
James	Poland		1917
Dick	Polhemus		1950-52
Sam	Polischuk	23	1939-41
Pete	Politi	44	1975-77
Edward	Pollick	77	1967-69
Sheldon	Pollock		1923-25
Danton	Ponzol	78	2010-13
Peter	Poole	32	1966-67
Daniel	Poore	21	1944-45
Scott	Porter	68	1987
Constantine	Postupak	41	1943
Steve	Potako	91	1974-76
Carl	Potter	16, 39	1946-49
Matthew	Potter	5	2003-05
George	Potts		1924-26
Andrew	Poulson	90	2006-09
Anthony	Povolny		1931, 1933
Charles	Povolny		1936-38
Ed	Powe		1960
Jerry	Powe	3, 47	2015-18
Tim	Powell	36	1981
Paul	Pozniak	66	1993-95
Mike	Prairie	87	1998-99
Brian	Prantil	43, 92	1990-92
Zach	Pratt	6, 39	2000-02
James	Prendegrast		1935-36
Leo	Prendergast		1920-22
John	Prevost		1933
John	Prevost		1957
Mike	Prevoznak	64	1978-80
Dave	Price	79	1974
Hunter	Price	17	2013
Karl	Prichard		1901
Ryan	Priest	45	1983-86
George	Priggins		1965
David	Prill	32	1967-69
Roland	Prime	45	1945
Plumer	Printz		1920
John	Pritchard	19	1970-72
Roger	Probert	35	1942
Walter	Propst		1910-12
Martin	Prosper	28	1995-96
Zach	Protin	92	2009-10
John	Provost		1956
Scott	Prusko	66	1991-92
Chester	Ptak	31	1947-49
Harold	Pugh		1932-33

All-Time Roster

Nick	Pugliese	28	1975-76
Paul	Pugliese	28	1970
Gene	Pullano		1950
Arthur	Pursell		1924-28
Austin	Pyne	71	2017-19
Dave	Pyne	64, 75	1989-93

-Q-

Marcel	Quarterman	42	2004-07
John	Quigg		1937-39
Marc	Quilling	15	2007-10
Tom	Quinn	14	1980-83
Gary	Quintiere	75	1963-64

-R-

Frank	Raba	12, 28, 31	1944-47
	Rabenholt		1902
Floyd	Rabuck	54, 55	1948-49
Stanley	Raczuk		1945
Ted	Raftovich	39	1990-92
Ron	Ragan		1980
Luke	Ragone	50	2019
Duane	Raible	63	1987-88
Mark	Raifsnider	71	1984-85
Al	Rainey	20, 27	1988-91
Samuel	Rambo		1928
Lavel	Ramsey	93	2015-18
Dave	Rankins	24	1983-85
Richard	Rapagnani	50	1973-75
William	Rappolt	22	1964
Keith	Rasmussen	15	1943
Bob	Rasp	26	1977-79
Arthur	Raub		1901
	Raub		1910
George	Ravalico	78, 99	1990-93
Mark	Ravalico	60	1997-00
Pete	Ravalico	77	1991-92
F.L.	Rawson		1911
Donald	Raymond		1953-54
Peter	Raymond	10, 11	2007-08
Collin	Raysor	78	2014-17
Robert	Readlinger	28	1992-93
Mark	Reardon	6	1989-93
Brian	Reddy	92	2005-06
Drew	Reed	7	2013-16
Richard	Reed	39	1944-45
Thomas	Reed	47	1943
Harold	Reeder		1894
Jim	Reeder	87	2000
Jonathan	Reeder	23	1995-96
	Reeder		1902
Liam	Reedy	88	2015-18
James	Reese		1920
Kevin	Reese	45	2004
Robert	Reess		1958
David	Reibman		1933-34
Rich	Reichardt		1975
Sherwood	Reichbaum	18	1945
Dick	Reichenbach		1953-55
Brian	Reilly	51	2019
George	Reilly	31	1949
Michael	Reilly		1955-57

Mike	Reilly	35	1990-93
Shawn	Reilly	88	1997-00
John	Reimold	11	1972-73
Paul	Remaly	33	1944
Jim	Renitsky	87	2002
Mike	Renzi	8	1984-86
John	Repetz	27	1943
Victor	Reuter		1929-31
Quinn	Revere	8, 80	2017-19
George	Reynolds		1967
John	Reynolds	23	1974-76
Stewart	Reynolds		1918
Willard	Rhinehart		1924-27
William	Rhoads	53	1948
Mitch	Rhodes	97	2005
Chris	Ricci	73	1998-00
Edward	Ricci		1936
David	Richards		1973
Willard	Richards	22	1943
Earl	Richardson	40	1974-75
Larry	Richardson	36	1978-79
Henry	Richter		1900, 1902
John	Ricketts	15, 89	1999-02
Jarred	Ricks	6, 32	2007-10
Thomas	Riddle	65	1970
Louis	Riggi	70	1968
Danny	Rinaldi	38	1993-95
Charles	Rinehart		1893-97
Ronald	Risch	93	1981-82
Chad	Ritchie	10	1998-01
Marion	Ritchie		1894
Alex	Rivas	35	2008
Dean	Rivera	11	1983-85
Rich	Rizzo	34	1986-89
Jamie	Roach	8	1988-89
Fred	Robbins	11, 47	1944, 1947
CJ	Roberts	41, 84	1988-91
Jared	Roberts	1	2012-15
Joshua	Roberts	77	2018-19
David	Robertshaw	80	1965-67
Jerrell	Robinson	77	2005-08
Joseph	Robinson		1890-92
Ollis	Robinson	58	2015-18
Phil	Robinson	27	1989-92
Troy	Robinson	29, 39, 42, 86	2006-09
Tyler	Robinson	36	2010, 2012-13
William	Robinson		1935
Edward	Roche		1909
Brad	Rock	17	2000-01
John	Rock		1958-60
Harry	Rockwell		1892
J.S.	Rodenbough		1913, 1915
K.J.	Rodgers	88	2019
Dennis	Rodman	31	1993-96
Davis	Rodriguez	29	2007-10
John	Rodriguez	6	1997
Ned	Roebuck	52	1977-79
Kyle	Roeder	6, 13	2004-07
Halsey	Rogers		1907
Gene	Rogliano	61	1996
Ed	Rogowski	54, 56	2018-19
Ed	Rogusky	42	1978-80
Christian	Rollinson	48	2019
Chalie	Roman	13, 37	1987-90
Andy	Romans	17	2005-08
Hector	Romero	67	1985-86
Bruce	Ronchetti		1975

Michael	Root	43	2014-18
Jorge	Rosa	92	1998-01
Jacob	Rose	46	2015-18
Paul	Rosen		1979
Thomas	Rosenberg	51	1963-65
William	Rosenberger		1898
Mike	Rosenthal	82	1992-94
Philip	Rosenzweig		1965-67
David	Ross		1930
Doug	Ross	67	1980-81
Douglas	Ross	85	1964-65
Mark	Ross	10	2010-13
Ernest	Roth		1910-12
Rudolph	Rothenberg		1928-29
Walter	Rothenberg		1932-33
Wilson	Roethermel		1895
Matt	Rothrock	94	2013-17
Craig	Roubinek	84	1990-93
Eli	Rouse	95	2019
Justin	Rouse	79	1995-98
Paul	Rowan	14	1969
Charles	Rowland	45	1948
Otis	Rowland		1891-96
Edgar	Royer		1910-12
Chris	Royle	64	1999-02
Tim	Rubin	38	1985-86
Tom	Ruddy	61	1989-91
Frederick	Rudloff	61	1969
Jerome	Rudolph	27, 32	2008-10
Allen	Rudy	34	1961-63
	Ruef		1902
Michael	Ruell	78	2001
Charles	Rufe		1961
Jim	Rufe	18	1979-80
John	Rumbaugh		1908
Clay	Rush	15, 23	2015-17
Harry	Rush		1889
John	Rush	49	1943-44
William	Rusk		1934
Hugh	Russ		1917, 1919-21
Peter	Russell	26	1973-74
Ron	Russell	38	1983-84
Joe	Russo	45	2005-08
Martin	Russo	26	1993
Mike	Russo	92	1981
Philip	Russo	18	1987-90
Ralph	Russo	18	1987
William	Ruteledge	83	1960-62
Harry	Rutter		1897-98
Marc	Ryan	86	1993
Thomas	Ryan		1963
	Ryan		1910
William	Ryback		1936
John	Ryon		1915

-S-

Richard	Sabol	71	1966-68
Bernie	Sack		1959-60
Darius	Safford	2	2009-12
Dave	Saint	19	1989-90
Mike	Saint Germain	72	2003-06
Kyle	Sakowski	27	2012
Matt	Sala	89	1987-89
Mike	Salaman	69	1980
Edgar	Sales		1931, 1933
Charles	Salkeld	84	1961-63

Ray	Salm	20	1946
John	Salvador		1953-55
Robert	Sama	16	1971-73
AJ	Samonte	33	1994-96
Cole	Sampson	14	2002-03
Marc	Samworth	77	1993-96
Eduardo	Sanchez	68, 97	2001-02, 2004-05
Ryan	Sanders	92	2013
Chris	SanGiovanni	44, 86	1991-94
Anthony	Sanzo		1934
Robert	Saporito		1973-74
Jack	Sargent		1937
Caesar	Sarni		1927-28
Ed	Sasso	98	1990-93
Bryan	Satterlee		1953-55
Ira	Saurman		1934
Scott	Sautter	14	1975-78
Jack	Savage	17	1949-51
Myron	Savercool		1957
Lou	Savino	77	1987-89
David	Sawyer	72	1965-67
Jeffrey	Sawyer	75	1968
Earle	Saxe		1897
Donald	Sayenga		1953-55
Horace	Saylor	36	1942
Tod	Saylor	36, 41	1946-47
Anthony	Scalara	48	1944
Matthew	Scammell		1900-03
Luke	Schade	91	2004-08
Scott	Schalles	90	1987-90
John	Schauble	26	1975-77
Fritz	Scheeren		1913, 1915
John	Schellenberger		1928
Herman	Schenck	26, 30	1946-48
Ross	Scheurman	29	2011-14
Stephen	Scheufele	45	1967-68
Charles	Schildnecht		1963
Mike	Schillaci	84	1994-97
Robert	Schiller	51	1968
Gordon	Schleer	50	1946-49
Zach	Schleimer	50, 70	2009-10
Michael	Schmidlein	47	2007-10
Charles	Schmidt		1899
George	Schmidt		1930
Jeffrey	Schmidt	43	1972-74
Steve	Schmidt	48	1992-95
Mike	Schmucker	48	1983-84
Eric	Schmude	84	1979
Paul	Schneidemantel	82	1980-82
Dick	Schneider		1952
Zach	Schnitzer	89	2010, 2013
Jeff	Schoch	67	1975-77
William	Schofield	46	1947
Karl	Schroeder	17	1944
Sean	Schroeder	59, 93	1997-99
Gary	Schultz		1957-59
Jack	Schultz	24	1939-41
Ken	Schultz	37	1995
Mike	Schumaker	48	1985
Brad	Schundler	48, 98	1998-99
Frank	Schwab		1919-22
Matt	Schwartz	37	1997
Rob	Schweder	50	1994
Leon	Schwenk		1907-10, 1912
Robert	Schweyer		1932
Kyni	Scoff	17	2012
Charles	Scofield		1936-38

All-Time Roster

Breon	Scott	15	2001	William	Silver		1889-90
Ian	Scott		1915	Chris	Silvestri	49	1994
John	Scott		1917-19	William	Silvestri	88	1964-65
Kyni	Scott	17	2009-10	Harold	Simmons		1936-38
Tyson	Scott	85	1993-94	Kyle	Simmons	3, 39	2008-10
Zadok	Scott	85	2018-19	Parish	Simmons	21	2014-17
Anthony	Scriveri	16, 18	2005-09	Gene	Simpson	40, 41	1946-49
William	Seaman		1919-21	Robert	Simpson	46	1967-68
Blake	Searfoss	9	2013-16	Roy	Simpson	31	1942
Bob	Searl		1980	Selwyn	Simpson	22, 37	2017-19
George	Seascholtz		1920-21	Jacob	Sims	90	1999
William	Seed	34	1960-62	James	Sims		1966
Charles	Seeley		1916	Scott	Sisson	26	1980-82
Jack	Sefton	34	1945	Steve	Sivak	16	1997-99
	Seigle		1917	Karl	Sivek	22	1975-79
Jeff	Sejour	28	2004-05	Thomas	Skiffington	14	1947
Thomas	Sekercak	46	1944	Joe	Skladany	58	1979-81
Rich	Serdy		1978	Robert	Skowronski		1967
Walter	Sergy	32	1941-43	Dennis	Skrajewski		1975
Mark	Sessanta	52	1994-97	Joe	Skrobola	60	2010
Chris	Sevi	30	1976-77	Richard	Skudera	22	1968-69
Barry	Shabbick	36	1968-70	Andrew	Skvoretz	43	1944-45
	Shackleton		1910	Rich	Slagle	43	1983
Billy	Shaeffer	21, 91	2018-19	Nathan	Slater	72	2019
Martin	Shane	50	1960-62	John	Slattery		1900
Rodney	Shannon	9	1987-90	Michael	Slattery	46	1972-74
Harvey	Shapiro	51	1960-62	Netfa	Slaughter	57	1990-93
Ted	Sharkey	11	1981	James	Sleeper		1969
	Sharpe		1902	Will	Sloat	67	2007-08
Bob	Sharr	17	1979-82	Greg	Slonaker		1976
Aaron	Shaw	42	2003	John	Slotter		1954-56
Dean	Shawl		1957	Matt	Smalley	24	2013-15
Dave	Shea	27	1977-79	Steve	Smetana	47	1980
Mike	Sheehan	93	1993	A.	Smith		1940
William	Sheerwood		1928	Alan	Smith	86	1974
Andrew	Shelak	47	1949-53	Bill	Smith		1951
Paul	Shellenberger		1924, 1926-27	Cam	Smith	79	2014-17
Samuel	Shelley		1928	Charles	Smith		1955
	Shelly		1902	Charles	Smith	35	1981
Bill	Shenko		1950-52	DeWitt	Smith	41	1941
Rodger	Shepko	33, 40	1980-83	Dmitry	Smith	26, 38	2016-18
Edmund	Sheriff		1927-28	Frank	Smith		1919
William	Sherwood		1927, 1929	George	Smith		1945
Michael	Shiffert	48	2014-17	Henry	Smith		1938-39
Jarrett	Shine	1	1992-95	Ira	Smith		1889-90
Richard	Shirley	35	1946	Jamel	Smith	11	2012
Keegan	Shoemaker	17	2019	James	Smith		1935
Max	Shoemaker	25	1977-79	James	Smith	49	1941
William	Shook	83	1965-67	James	Smith		1891-93
Andrew	Shoop	7	2009-12	John	Smith		1951-53
Donald	Short	65	1973-75	Joseph	Smith		1931, 1933-34
George	Showak		1950	Lewis	Smith	51	1944
David	Showell	19	1948-50	Marquis	Smith		1920
Dave	Shropshire	50	1977	Patrick	Smith		1972
Steve	Shuart	33	1971	Quinn	Smith	11	2014-15
Greg	Shugars	47	1974-75	Rich	Smith	32	1977-79
Matt	Shula	92	2007	Richard	Smith		1935
Ray	Shull		1952	Robert	Smith	25	1942
Mike	Shumaker	48	1986-87	William	Smith		1931, 1933-34
Thomas	Shumaker	70	1964-65	William	Smith	16	1949-50
William	Shuster		1902-05		Smith		1900
Chris	Sickle	74, 76	1991-92	Joseph	Smodish	63	1963-65
Edward	Sickles		1936, 1938	Marvin	Snipes	52	2003-06
James	Siegel		1931-33	F.P.	Snodgrass		1889
Louis	Sigel		1919	Harvey	Snook		1903-07
Alfred	Sigman		1893-95	Ben	Snyder		1934-36
Robert	Sikora		1963	Ben	Snyder	13	2013-15
Eric	Silvanage	72	1991-94	Edward	Snyder	19	1944

John Snyder		1907-08
Nick Snyder	68, 99	2002-04
Albert Socolow		1929-31
Milton Socolow		1930-31
Leo Sokolosky		1951-52
John Solewski		1961
Edward Solinski	68	1968-69
Albert Solliday		1950-51
Noah Soloff		1928
James Somers	14	1943
James Sommers	20, 22	2001-02, 2004
John Sommers	88	1968-70
Mark Somple	48, 53	1980-83
Brian Sondej		2000
Peter Soraruf	27	1967-69
Greg Sorensen	82	1978-80
Rich Soriano		1979
Mark Sosik	5, 15	1991-94
Tim Southard		1975
Jerry Spacek		1952-54
Duncan Sparks	42, 43	2013-15
Jonathan Sparks	13	1993
Charles Spazini		1952
Thomas Speer		1895-96
Pat Spellman	19	1992-94
Edward Spelying		1966
Jarrold Spencer	21	1992-93
Steve Spencer	40	1991-94
Robert Speranza	41	2014-15
John Spiegel		1910-12
Zane Spiegel	27	1944
Charles Spies		1950-52
Julian Spigner	18, 85	2016-19
Leonard Spitale	20	1947
Dave Sporer	70, 99	1992-94
William Sprecher	72	1968-70
Kyle Sprenkle	98	2004-07
Jesse Springer	21	1999
Frank Srejma	93	1999-00
Carl St. Bernard	19	1983-85
St. John		1900
Rob Stabile	63	2006
Charles Stabley		1932-33
Paul Stack	59, 79	1999-02
Ed Stahl	71	1980-82
Todd Stahlnecker	4	1994-97
Richard Stancato	60	1973-75
Francis Stanczak	24, 33	1942-46
John Standish	51	1972
Francis Stanezak	19	1947
Brandon Stanford	2	2002-05
Jonathan Starks	10, 13	1994-95
Paul Staub	70	1999-01
Connor Staudle	67	2013-16
Philip Staun	82	1967-69
Morrison Stayer		1900-02
Bob Steckel	30	1974-75
Mike Steeber	29	1995-98
Blake Steele	79	1975-77
Thomas Steele		1910-11, 1914
Stuart Steelman	79	1969-70
Frederick Stegman		1915
Ernest Steigerwalt	14	1964
Craig Stein	10	1969
Joseph Steinhardt	52	1962-63
Steir		1900
Frank Stellatella		1937-39
Allen Stephens		1954-56

Sternbergh		1897
Andy Steslow	68	1992-94
Jim Stetter	86	1980
John Stevens		1952
Jyaire Stevens	55	2019
Craig Stewart	57	1988-90
Rob Stewart	19	1975-77
Warren Stewart	45	1942
Steven Stilianos	89	2018-19
Dexter Stinson	95	2016
James Stitzer		1901-03
Bill Stocker	34	1999-00, 2002
William Stoddard	45	1944
Andrew Stone		1908
Bernard Stoppi	66	1961-63
Mike Stout	16	1988-90
Justin Stovall	54	2003-06
Robert Strader		1893-95
Marty Straigjs	70	1995
Craig Strand	39	2013-15
Tommy Strasburger	23	2016
Greg Stripe	12	2008-11
Robert Stroble	78	2002-05
Paul Struncius	5, 12	1985-87
Sam Stuart	43	2009-10
John-Frank Stubits	18	2001-04
John Stull	12	1988-90
John Stutz	32	1960-62
Keith Style	38	1991-92
Alex Suarez	49	2002-03
Herbert Such		1935
John Sulka		1978
John Sullivan		1929-31
Clifford Sutton	36	1945
Jaden Sutton	25	2019
John Svenson	30	1940-42
Woody Swan	86	1986-88
Robert Swanson	33	1945
Harry Swartz		1914
Lester Swartz		1935
Mark Swartz	64	1972-74
Jeremy Sweeney	76	1992-94
Richard Sweeney		1937-39
Robert Sweeney		1937-39
James Sweet		1953-54
Ethan Swerdlow	39	2009-12
Tyler Swoyer	77	2009-10
Bob Szuhany	73, 91	2002-04

-T-

Jake Taggart	87	2017-19
Steve Tagye	78	1982-83
Jamaal Taitt	60	1993-95
Mike Talerico	17, 18	1991-92, 1994
Rich Tasker	78	1999
Walter Tasker		1935
Chris Taylor	60, 65, 75	1991-95
Don Taylor	60, 85	1987-89
Franklin Taylor		1889-90
George Taylor	58	2000
Jack Taylor		1955-57
John Taylor	87	1974-76
Paul Taylor		1914, 1916
Thomas Taylor		1915
Roland Tellier		1928-30

All-Time Roster

Mike	Ternowski		1951
Jerry	Terry	80	1996-97
Chris	Thatcher	62, 78	1983-86
Eugene	Thaw	36	1971-73
William	Thaxter		1916
Dwayne	Thomas	98	1997
Gary	Thomas	72	1966-68
John	Thomas		1938-40
Joseph	Thomas		1902-04
William	Thomas		1914
William	Thomas	70, 72	1967
Yasir	Thomas	1, 4	2016-19
Charles	Thomason		1932
Alfred	Thompson		1936
Bob	Thompson	38	1983
Charles	Thompson		1958-60
John	Thompson		1924-30
	Thompson		1902
Jack	Thomson	76	2004-06
Colin	Thorne	40	2016-19
Jaime	Thornton	34, 45	1996-98
John	Thorpe	33	1943
Rick	Thorpe	27	1986
Otis	Thrasher	12, 38	2017-19
Brian	Thuma	40	1996
John	Tierney		1947
Shawn	Tilger	52	1990-93
	Toll		1914
John	Tomczuk		1938, 1940
Robert	Tomkiewicz		1961
Mark	Tomlinson	99	1981-82
Tony	Tomljanovic	72	1987-89
Ken	Tonkinson	35, 74	1993-94
Peter	Tonks	35	1969-71
William	Toohy		1936-38
Phillip	Tormay		1914
David	Torre	87	1961-62
Robert	Tosolt	43	1989-90
Matt	Traynham	53	1997-99
Joseph	Trickett	14, 33, 39	1945-48
Thomas	Triolo	33	1967-69
Kyle	Triplet	13, 85	2008-10
Tristan	Tritt	58	2019
Paul	Trocasso		1954
Joshua	Trouser	25	2007-08
Harry	Trout		1899-1902
Ken	Trout	60	1978-80
Eugene	Troutman	16, 31	1941-43
Philip	Trowbridge		1918
John	Troxell	10, 15	1990-93
Theodore	Truitt	62	1971-73
Rufus	Tucker	44	1941
TJ	Tucker	36	1992
Matt	Tuerk	19	2014
Brian	Tuma	40	1997-99
Michael	Turk	11	2017
Dave	Turner	19	1978-79
Jim	Turner	19	1979
Todd	Turner	80	1986-87
Brendan	Tyson	68, 72, 75	1999-02

-U-

Eugene	Uehlinger	27	1949-51
Tim	Uglove	63	1977-79
Roy	Ulin		1951-54
Thomas	Unger	73	1964-66
Joe	Ungrady	73, 74	2001-04
Jacob	Updegrove		1934
Dennis	Urban	36	1980
Jay	Urban	43	1993-96
Gary	Uzelac	16	1977-79

-V-

Samuel	Vale	8, 39	2015-17
Greg	Valentine	31	1991
Lou	Valoze	75	1987-89
Charles	Van Allen		1894
James	Van Atta		1903-04
Scott	Van Cleef	39	1981
Matt	Van Doren	31	2000-03
Henry	Van Dyke		1960
Glenn	Van Tuyle	21	1962-64
John	Van Wagner	22	1973-75
Bob	Vandegrift		1951-53
Holmes	Vanderbeck		1928-30
Walter	Vanderbush		1929-31
Tim	Vangelas	2	2013-16
Bob	Veach	26	1994-97
Al	Velting	26	1949
Bert	Venner	83	1981-85
Glen	Vereb	35	1977-79
George	Vernosky		1951-53
Tyler	Vickers	85	2013-15
Justin	Victor	59	2003
Mike	Vidonish		1975
Earl	Vigne	65	1964-66
George	Villani	53	1962-64
Vince	Villani	63	1959-61
Phillip	Vincent	41	2006-09
Victor	Vincent		1893-94
James	Viner	29	1981
Anthony	Vinhal	42	1995
Dom	Viscomi	12	1960-62
Dennis	Visich	76	1967-69
Dave	Viszlay	90	1991-92
Wilson	Voelker	85	1962-64
Gustave	Voight		1890-93
William	Vonroth	31	1964-66
Ed	Vore	16	1980
Ernest	Vorpahl	29	1991-94
Roy	Vozdovic	53	1960-61
Marion	Vujevich		1957-59

-W-

Otis	Wack		1902-05
Dylan	Wadsworth	89	2014-17
William	Wagenhurst		1910-13
Arthur	Wagner		1951
Bill	Wagner	41	1986-88
David	Wagner	45, 46	1980-82
Leroy	Wainwright		1917
Chad	Walker	81	2002-05

Dave	Walker	99	1987-90	Alex	White	68, 98	2010, 2013
Thomas	Walker		1927	James	White	59	1993-96
John	Walko	68, 72	1980-82	Lester	White		1962
Bill	Wall		1951	Maurice	White	22	2005-09
Ed	Wallace	54	1979-81	Stuart	White	82	1972
George	Wallbridge		1894-97	Tyrus	White	58, 98	2011-14
John	Waller		1964	Edward	Whiteman	29	1942, 1946
Lester	Walls		1928-29	Allan	Whitesell	50	2006-09
Kevin	Walsh	28	1994		Whitesell		1902
Matt	Walsh	21	1974-76	Gladstone	Whitman	37	1944
Tim	Walsh	84	2000-03	David	Whitson		1965
William	Walter		1889	Matt	Whymark	39	1998
Dave	Walters	22, 29	2001-03	Gustave	Wiedenmayer		1895-99
John	Ward		1930-31	Zachary	Wiggin	64, 93	2002-03
Scott	Warden	4, 37	1998-01	Ron	Wiggins	37	1980-82
Anders	Warfel	74	2014-15	Robert	Wilcox		1967
	Warfield		1910	Robert	Wilcox		1929-31
Lynne	Warren		1924, 1926-28	Ben	Wild	78	2018-19
Damon	Washington	93	2019	James	Wild		1956-57
Gabriel	Washo	81	1963-65	Rob	Wildasin	8, 28	1998-01
William	Wasmund		1905	Craig	Wilkerson		1974
Mike	Wassmer	1, 84	1989-90	Brendan	Willard	87	2005-08
Alex	Watson	90	2012	Chris	Williams	25, 40	2003-06
Gib	Watson	57	1974-76	Craig	Williams	30	1980-83
Tim	Watson	4, 32	2005-08	Dave	Williams	76	1987-89
Ray	Watton	20	1944	Doug	Williams	77	1974-75
Chris	Watts		1978	Jack	Williams		1951
Corey	Watts	56	2008	James	Williams		1912
Bruce	Wayne	38	2000-01	James	Williams		1921
Daniel	Weaver	50	1965-67	Jermaine	Williams	95	1997-00
Dave	Weaver	93	1987-90	John	Williams		1963
David	Weaver	47	1966-67	Kenneth	Williams	26	1967-69
Trey	Weaver	63	2000-01	Kevin	Williams	20	1986-88
	Weaver		1898	Oscar	Williams		1919-20
Chris	Webb	81	2019	Roger	Williams		1939
William	Webb		1936-38	Ron	Williams	41	1980
Gordon	Weber		1972-73	Ryan	Williams	40	2004-07
Mike	Weber	51	1977-79	Thomas	Williams		1913
Gene	Weidemoyer	51	1965-67	Tom	Williams	44	1997-98
Paul	Weidlich	91	1986	William	Williams		1889-90
John	Weiler		1945	Winston	Williams	16, 44, 52	1946-49
Karl	Weingartner		1956	Chad	Williamson	82	1996-99
Jeff	Weinman	71	1997-00	Chris	Williamson	82	1986
John	Weis		1959-60	Rick	Williamson	41	2003
Willard	Weisel	34, 37	1945-46	Curt	Wilson	62	2000-03
Sidney	Weiss		1932-34	George	Wilson		1924-28
Matt	Welch	75	2008-11	George	Wilson	65	1979-81
John	Weldon		1914-16, 1919	Leslie	Wilson		1939
Norbert	Weldon		1936-38	Maurice	Wilson		1908
William	Weldon		1929	Raymon	Wilson		1935
Albert	Welles		1889-90	Samuel	Wilson		1891-92
Frederic	Welsh		1906-07	Steve	Wilson	25	1983-85
Brendan	Wengerter	61	2010		Wilson		1898-1900
Bertram	Wenzel		1935-36	Robert	Windom	24	1988-90
Floyd	Wermuth	27	1940-41	James	Winebrake	94	1986
Harold	Wermuth		1930-32	Harry	Winslow		1960
Walter	Wermuth		1938-40	Bob	Wint	53	1980-81
Jeff	Werrell	9, 86	1998-01	Arthur	Winters	34	1943
John	West		1928	Matt	Winters	46	1987-89
Tyler	West	32	2015-16	Robert	Wise		1962
Robert	Westby		1936-37	Jamie	Wisloski	25	1996-99
Donald	Westmaas		1957-59	Randy	Wissel		1978
John	Weyrauch	3	2000-03	Dion	Witherspoon	31, 53	2002-05
Cole	Whalen	35	2016	Michael	Wojcik	78	2006-09
Logan	Whelan	47	2018-19	Charles	Wolbert		1919-20
Andy	Whetsel	49	1996-99	John	Wolbert		1927-28
Allen	Whetstone		1906-07	James	Wolf	91	1996-97
Josh	Whidden	51	1994	Oliver	Wolfe		1910

All-Time Roster

William	Wood		1963
Robert	Woodcock		1909-12
Ernest	Woodfin		1928-30
William	Woodruff		1915-16
Andy	Woods		1980
George	Woods	46	1978-79
Harold	Woodward		1913-15
Daniel	Wooten		1957-59
William	Worthington		1895-97
Roy	Wotring	57, 60	2006-09
Andrew	Wren		1902-04
Cornell	Wright	75	1971
Darren	Wright	51	2013-15
Glenn	Wright	45	1980
Harrison	Wright	41	1944
Harry	Wright		1931, 1933
Matt	Wright	36	1986-88
Orlando	Wright	32	1974-76
Thomas	Wright	15	1969
Damian	Wroblewski	51	1995-98
Gary	Wroblewski	21	1986-88
Brian	Wycinowski	69	2006-09
Romeo	Wykle	23	2018-19
Samuel	Wylie		1907
Charles	Wytenus	89	1967-69

-X-

James	Xanthopolous	22	1945
-------	--------------	----	------

-Y-

Charles	Yahrling		1970
Edward	Yakobitis	74	1970-71
James	Yanek	39, 41, 42	1995-98
Joe	Yanek	47	1984-86
Christopher	Yaniger	34	1965-67
David	Yankovich	83	2004-07
Phil	Yarberough	9, 46	1997-00
Lucas	Yocum	44	2010
Barry	Yoder		1959
Gary	Yogan	52	1980-83
Fielding	Yost		1896
Tim	Yost	26	1986
Emery	Young	4, 21	2009-10
Ernest	Young		1889-92
Jafir	Young	17	1989-92
Jamal	Young	23	1989-92
Joe	Young	65	1983
Julius	Young	3	2019
JJ.	Younger	28	2017-19
William	Yount		1931, 1933
Michael	Yuhás	82	1973-75

-Z-

Andy	Zabinski	45, 90	1995-98
John	Zabriskie		1928-29
Jack	Zahn		1930
Josh	Zahurak	38, 48	1946-49
Jason	Zalonis	46	1990-91
Jeff	Zamiska	69	1990
Richard	Zanewicz	54	1961-63

Jack	Zanks	29	1943
Richard	ZaraneK	73	1961-63
Charles	Zarelli		1961
John	Zarnosky		1971
Kevin	Zataveski	62	2015-18
Nick	Zataveski	68	2013-16
Harry	Zeiser		1894-96
Jeremy	Zeitler	97	2015
Mark	Zelina	79	1978-80
Daniel	Ziegler		1918-21
William	Ziemer	14	1941
Gregory	Ziggas	64	1975
Lawrence	Zimmerman	72	2001
Robert	Zimmers	44	1967-69
Robert	Zirinsky	30	1965
Walter	Zirinsky	28	1939-41
Paul	Ziska	35	2001-04
Rick	Ziska	1	2003-06
Leo	Zochowski		1936-38
Neal	Zott	28	2009-11
Chuck	Zuschnitt	52	1986-87
Zach	Zweizig	8	2011-14

The information for all-time roster was taken from game programs and media guides. It is a working document, so please direct any additions or corrections to labellap@lafayette.edu

Team Captains 1882-2019

1882 Henry Craven
 1883 Theodore Welles
 1884 Lewis Frey
 1885 John Hamme
 1886 Frederick Gutelius
 1887 Frederick Payne
 1888 Everet Camp
 1889 Harry Mackey
 1890 Joseph Fox
 1891 Moncure March
 1892 Gustave Voight
 1893 Ernest Edwards
 1894 Samuel Jordan
 1895 Gideon Boericke
 1896 George Waldbridge
 1897 Charles Rinehart
 1898 Charles Best
 1899 Edward Bray
 1900 John Chalmers
 1901 Walter Bachman
 1902 Harry Trout
 1903 John Ernst
 1904 Joseph Morrison
 1905 Frank Newberry
 1906 Erastus Doud
 1907 Charles Ellicott
 1908 George McCaa
 1909 Arthur Blaicher
 1910 Edwin Foresman
 1911 William Dannehower
 1912 Howard Benson
 1913 William Wagenhurst
 1914 Joseph Diamond
 1915 John Luhr
 1916 Paul Taylor
 1917 Henry Lehr,
 Grant Scott
 1918 Grant Scott
 1919 John Weldon
 1920 Joseph Lehecka
 1921 Joseph Lehecka
 1922 Frank Schwab
 1923 Arthur Deibel
 1924 Charles Berry
 1925 Louis Gebhard
 1926 Frank Kirkleski
 1927 Harold Cothran,
 William Atkinson
 1928 Richard Guest
 1929 William Sherwood
 1930 Raymond Woodfin
 1931 Walter Vanderbush,
 Victor Reuter
 1932 Adam Cirillo
 1933 Jerry Miller
 1934 Charles Nesi
 1935 W.R. Cocke, Jr.
 1936 Benjamin Snyder
 1937 Edward Kanzler
 1938 Nobert Weldon,
 Harold Simmons
 1939 Hunter Jaggard
 1940 George Moyer
 1941 John McKenna,
 Joseph Laird
 1942 Charles Nagle

1943 Walter Sergy
 1944 Edward Podgorski
 1945 Game Captains
 1946 Ed Whiteman
 1947 Tod Saylor
 1948 Daniel Kovacs
 1949 Gordon Schleer
 1950 Joseph Zahurack
 Jay Barclay
 Joseph Diamond
 1951 Melvin Everingham
 Gordon Patrizio
 1952 Jack Herbruck
 Edward Greaves
 1953 Joseph O'Lenic
 1954 Russell Hedden
 1955 Bob Fyvie
 Jack Burcin
 1956 Jack Slotter
 Robert Burcin
 1957 William Harrick
 Joseph Bozik
 1958 Donald Dilly
 1959 Donald Nikles
 1960 Charles Bartos
 Robert Howard
 1961 Walter Doleschal
 Peter Lehr
 1962 Martin Shane
 1963 John Brown
 Richard Zanewicz
 1964 Douglas Dill
 George Hossenlopp
 1965 Thomas Rosenberg
 Joseph Smodish
 Gabriel Washo
 1966 Gary Marshall
 1967 Robert Albus
 1968 Richard Lettieri
 1969 Robert Zimmers
 Gary Kolarik
 1970 Richard McKay
 1971 Peter Tonks
 Edward DiSalvo
 1972 Steven Huntzinger,
 Donald Meyer
 1973 Thomas Kubler
 James Nolan
 1974 Adam Piergallini
 Michael Slattery
 1975 Mark Jones
 John Grimes
 1976 Matt Walsh
 George O'Shaughnessy
 1977 John Orrico
 Thomas Padilla
 1978 Jim Medes
 Brian Musician
 1979 Tim Gerhart,
 Rich Smith
 1980 Steve MacCorkle
 Ed Rogusky
 1981 Steve Biale
 Joe Skladany
 1982 Bob Mahr
 Ed Stahl

1983 Rich Doverspike
 Frank Novak
 Craig Williams
 1984 Frank Corbo
 1985 John Anderson
 Ryan Priest
 1986 Charles Brantley
 Ryan Priest
 Chris Thatcher
 1987 Jim Johnson
 Dave MacPhee
 1988 Chris LaPietra
 Andy Nygren
 1989 Frank Baur
 Dwayne Norris
 1990 Art Bittel
 Tom Costello
 1991 Dave Levine
 Tim Moncman
 1992 Tom Kirchhoff
 Kevin McManus
 1993 Chris Flood
 Pete Ohnegian
 Dave Pyne
 Mark Reardon
 1994 Harrison Bailey
 Erik Marsh
 1995 Glenn Hunzinger
 Gavin Morrissey
 Jarrett Shine
 1996 B.J. Gallis
 Quincy Miller
 1997 Dan Bengele
 Craig Hansen
 Todd Stahlnecker
 1998 Angel Colon
 Damian Wroblewski,
 Andy Zabinski
 1999 John Fistner,
 Jim Goff
 Chad Williamson
 2000 Mike Levy
 Phil Yarberough
 2001 Jim Brown
 Barret Diefendefer
 2002 Chris Partridge
 Chris Royle
 2003 Marko Glavic
 John Weyrauch
 Wes Erbe
 John-Frank Stubits
 2004 Wes Erbe
 Stephen Bono
 2005 Maurice Bennett
 David Nelson
 2006 Brad Maurer,
 Marvin Snipes
 Justin Stovall
 2007 Marcel Quarterman
 Kyle Sprenkle
 2008 Andy Romans
 Joe Russo
 2009 Ryan Hart-Predmore
 Mark Leggiero
 Andrew Poulson

2010 Mitch Bennett
 Mike Schmidlein
 2011 Mitch Bennett
 Ben Eaton
 Ryan O'Neil
 2012 Rick Lyster
 Darius Safford
 2013 Brad Bormann
 Pat Crosby
 Randall Logan
 2014 Luke Chiarolanzio
 James Coscia
 Jared Roberts
 Ross Scheuerman
 2015 Mark Dodd
 Bobby DePietro
 2016 Tom Costello
 Draeland James
 Matt Rothrock
 Connor Staudle
 2017 Beau Bosch
 Brandon Bryant
 Mike Donnelly
 Dylan Wadsworth
 2018 CJ Amill
 Trent Crossan
 Jerry Powe
 Kevin Zataveski
 2019 Jake Marotti
 Yasir Thomas

All-Time Coaching Records

Coach	Seasons	Years	Won	Lost	Tied	Pct.
Student Coaches	9	1882-90	35	29	4	.544
W.S. Moyle	2	1891-92	7	16	1	.313
P.G. Haskell & H.H. Vincent	1	1893	3	6	0	.333
Hugh Janeway & H.H. Vincent	1	1894	5	6	0	.455
Parke Davis	3	1895-97	28	12	2	.700
S.B. Newton	5	1898-1901, 1911	34	8	0	.810
David Fultz	1	1902	8	3	0	.727
Dr. Alfred Bull	5	1903-07	37	10	3	.770
George Barclay	1	1908	6	2	2	.700
Bob Folwell	3	1909-11	19	2	1	.886
George McCaa	2	1912-13	8	10	2	.450
Wilmer Crowell	3	1914-16	15	12	3	.550
Robert "Punk" Berryman	1	1917	3	5	0	.375
Lt. L.A. Cobbett	1	1918	3	4	0	.429
Dr. John B. "Jock" Sutherland	5	1919-23	33	8	2	.791
G. Herbert McCracken	12	1924-35	59	40	6	.590
Ernie Nevers	1	1936	1	8	0	.111
Edward E. "Hook" Mylin	7	1937-42, 1946	36	24	1	.598
Ben Wolfson	3	1943-45	11	9	1	.548
Ivan Williamson	2	1947-48	13	5	0	.722
Maurice "Clipper" Smith	3	1949-51	4	21	0	.160
Steve Hokuf	6	1952-57	25	27	0	.481
James McConlogue	5	1958-62	20	23	2	.466
Kenneth Bunn	4	1963-66	7	28	2	.216
Harry Gamble	4	1967-70	21	19	0	.525
Neil Putnam	10	1971-80	44	55	3	.446
Bill Russo	19	1981-99	103	98	4	.512
Frank Tavani	16	2000-15	82	98	0	.456
John Garrett	2	2017-	6	16	—	.273
Totals	137	1882-2018	678	613	39	.524

Year-By-Year Records

Year	W	L	T	Year	W	L	T	Year	W	L	T	Year	W	L	T	Year	W	L	T
1882	0	2	0	1911	8	2	0	1940	9	0	0	1969	4	6	0	1998	3	8	0
1883	2	4	0	1912	4	5	1	1941	5	4	0	1970	6	5	0	1999	4	7	0
1884	2	5	0	1913	4	5	1	1942	3	5	1	1971	5	5	0	2000	2	9	0
1885	3	2	1	1914	5	3	2	1943	4	1	0	1972	3	7	0	2001	2	8	0
1886	10	2	0	1915	8	3	0	1944	6	1	0	1973	6	3	1	2002	7	5	0
1887	7	2	0	1916	2	6	1	1945	1	7	1	1974	3	7	0	2003	5	6	0
1888	6	3	0	1917	3	5	0	1946	2	7	0	1975	5	5	0	2004+	8	4	0
1889	3	4	2	1918	3	4	0	1947	6	3	0	1976	5	5	0	2005+	8	4	0
1890	2	5	1	1919	6	2	0	1948	7	2	0	1977	5	6	0	2006+	6	6	0
1891	2	9	1	1920	5	3	0	1949	2	6	0	1978	4	7	0	2007	7	4	0
1892	5	7	0	1921*	9	0	0	1950	1	8	0	1979	5	3	2	2008	7	4	0
1893	3	6	0	1922	7	2	0	1951	1	7	0	1980	3	7	0	2009	8	3	0
1894	5	6	0	1923	6	1	2	1952	0	9	0	1981	9	2	0	2010	2	9	0
1895	6	2	0	1924	7	2	0	1953	5	4	0	1982	7	3	0	2011	4	7	0
1896*	11	0	1	1925	7	1	1	1954	4	5	0	1983	6	5	0	2012	5	6	0
1897	9	2	1	1926*	9	0	0	1955	6	2	0	1984	5	5	0	2013+	5	7	0
1898	3	8	0	1927	5	3	1	1956	6	3	0	1985	6	5	0	2014	5	6	0
1899	12	1	0	1928	6	1	2	1957	4	4	0	1986	6	5	0	2015	1	10	0
1900	9	2	0	1929	3	5	0	1958	5	3	1	1987	4	7	0	2016	2	9	0
1901	9	3	0	1930	5	3	1	1959	5	4	0	1988#	8	2	1	2017	3	8	0
1902	8	3	0	1931	7	2	0	1960	5	4	0	1989	5	5	0	2018	3	8	0
1903	7	3	0	1932	3	5	0	1961	2	6	1	1990	4	7	0	Totals	678	613	39
1904	8	2	0	1933	3	5	1	1962	3	6	0	1991	6	5	0				
1905	7	2	1	1934	2	6	0	1963	1	8	0	1992+	8	3	0				
1906	8	1	1	1935	2	7	0	1964	0	7	2	1993	5	4	2				
1907	7	2	1	1936	1	8	0	1965	3	7	0	1994+	5	6	0				
1908	6	2	2	1937	8	0	0	1966	3	6	0	1995	4	6	1				
1909	7	0	1	1938	5	3	0	1967	4	5	0	1996	5	5	0				
1910	7	2	0	1939	4	5	0	1968	7	3	0	1997	3	8	0				

* National Champions
 # Colonial League Champions
 + Patriot League Champions

Lafayette Football 1882-1901

1882 (0-2)

Manager: W.R. Wilson

11/	at Rutgers	0-0 / 8-3	L
11/25	Pennsylvania	0-0 / 1-3	L

Note: In 1882, scores were listed by goals first and touchdowns second. Safeties also counted; Lafayette had two against Pennsylvania.

1883 (2-4)

Manager: F. Drake

10/22	at Princeton	7-47	L
10/27	Pennsylvania	6-44	L
11/3	Stevens	4-14	L
11/10	Rutgers	25-0	W
11/26	at Stevens	11-14	L
11/30	at Bucknell	59-0	W

1884 (2-5)

Manager: F. Drake

10/25	Lehigh	56-0	W
10/29	at Princeton	0-140	L
11/1	Pennsylvania	0-11	L
11/8	at Rutgers	0-26	L
11/12	at Lehigh	34-4	W
11/15	Stevens	4-17	L
11/27	at Stevens	0-52	L

1885 (3-2-1)

Manager: E. Swift

10/24	Stevens	16-12	W
10/28	Pennsylvania	22-30	L
10/31	at Lehigh	6-0	W
11/4	at Pennsylvania	10-54	L
11/11	at Stevens	23-18	W
11/21	Lehigh	6-6	T

1886 (10-2)

Manager: H. Foresman

10/13	at Swarthmore	20-12	W
10/16	Rutgers	28-2	W
10/18	Dickinson	24-5	W
10/20	Pennsylvania	12-0	W
10/23	at Stevens	5-0	W
10/30	at Pennsylvania	12-20	L
11/6	Lehigh	12-0	W
11/11	at Trinity	12-0	W
11/13	at Wesleyan	0-26	L
11/17	at Rutgers	26-10	W
11/20	Stevens	58-0	W
11/24	at Lehigh	4-0	W

1887 (7-2)

Manager: H. Morton

10/8	at Princeton	0-47	L
10/12	at Dickinson	12-0	W
10/15	Rutgers	20-0	W
10/19	Haverford	12-4	W
10/22	Swarthmore	31-6	W
10/29	at Lehigh	4-10	L
11/12	at Rutgers	36-0	W
11/16	at Pennsylvania	20-0	W
11/23	Lehigh	6-0	W

1888 (6-3)

Manager: H. Fay

10/10	Bucknell	54-0	W
10/13	at Swarthmore	18-0	W
10/20	at Rutgers	4-0	W
10/27	at Haverford	18-0	W
11/7	Pennsylvania	12-6	W
11/10	at Cornell	16-0	W
11/17	Lehigh	4-6	L
11/21	at Pennsylvania	0-50	L
11/27	at Lehigh	0-16	L

1889 (3-4-2)

Manager: E. Snodgrass

10/9	at Columbia	10-10	T
10/12	at Cornell	0-10	L
10/16	at Rutgers	16-0	W
10/30	at Lehigh	10-16	L
11/6	Pennsylvania	10-8	W
11/9	at Penn State	26-0	W
11/16	Lehigh	6-6	T
11/23	at Pennsylvania	0-14	L
11/28	vs. Cornell *	0-24	L

* = at Syracuse, NY

1890 (2-5-1)

Manager: G. Harvey

10/1	Dickinson	54-0	W
10/4	Bucknell	0-0	T
10/11	at Franklin & Marshall	10-18	L
10/22	at Princeton	6-26	L
11/1	Lehigh	0-30	L
11/15	at Lehigh	6-60	L
11/21	at Virginia	14-20	L
11/22	at Columbia A. A.	20-6	W

1891 (2-9-1)

Coach: W.S. Moyle

9/25	Bucknell	10-16	L
10/2	Penn State	4-14	L
10/14	at Haverford	38-0	W
10/20	Princeton	0-24	L
10/24	at Cornell	0-30	L
10/28	at Pennsylvania	6-15	L
11/4	at Lehigh	4-22	L
11/11	Lehigh	2-6	L
11/18	Pennsylvania	10-12	L
11/20	at Virginia	6-6	T
11/21	at Navy	4-0	W
11/25	vs. Lehigh *	2-16	L

* = at Wilkes-Barre, Pa.

1892 (5-7)

Coach: W.S. Moyle

10/1	Temperance A. A.	30-0	W
10/8	at Princeton	0-40	L
10/15	Rutgers	8-16	L
10/21	at Columbia A. A.	10-0	W
10/22	at Navy	4-22	L
10/26	Pennsylvania	6-8	L
10/29	at Rutgers	24-10	W
11/5	Lehigh	4-0	W
11/12	at Orange A. A.	30-0	W
11/16	at Pennsylvania	4-10	L
11/19	at Lehigh	6-15	L
11/23	vs. Penn State *	0-18	L

* = at Wilkes-Barre, Pa.

1893 (3-6)

Coaches: P. Haskell & H. Vincent

9/30	at Princeton	0-20	L
10/4	Temperance A. A.	6-0	W
10/7	at West Point A. A.	0-36	L
10/14	at Orange A. A.	0-6	L
10/25	at Stevens	12-10	W
10/28	at Pennsylvania	0-82	L
11/8	at Lehigh	6-22	L
11/11	Rutgers	forfeit	W
11/18	Lehigh	0-10	L

1894 (5-6)

Coach: Hugh Janeway

9/29	at Princeton	0-40	L
10/3	Gettysburg	36-0	W
10/6	at Rutgers	10-12	L
10/13	at Cornell	0-34	L
10/20	at Penn State	0-72	L
10/24	Swarthmore	46-0	W
10/31	at Pennsylvania	0-26	L
11/3	at Orange A. A.	18-6	W
11/14	Lehigh	28-0	W
11/24	at Lehigh	8-11	L
11/29	Bucknell	44-0	W

1895 (6-2)

Coach: Parke Davis

10/5	at Orange A. A.	12-0	W
10/12	at Princeton	0-14	L
10/19	at Cornell	6-0	W
10/25	Ursinus	56-0	W
10/26	at Pennsylvania	0-30	L
10/30	Rutgers	52-0	W
11/9	at Lehigh	22-12	W
11/23	Lehigh	14-6	W

1896 (11-0-1)

NATIONAL CHAMPIONS

Coach: Parke Davis

9/26	Volunteer Ath. Club	44-0	W
10/7	Princeton	0-0	T
10/15	vs. West Virginia *	18-0	W
10/16	vs. West Virginia @	6-0	W
10/17	vs. West Virginia #	34-0	W
10/24	at Pennsylvania	6-4	W
10/31	Dickinson	18-0	W
11/10	at Bloomsburg	17-0	W
11/11	at Wyoming Seminary	23-0	W
11/14	Franklin & Marshall	38-0	W
11/21	Wesleyan	18-0	W
11/26	at Navy	18-6	W

* = at Fairmount, West Va.

@ = at Parkersburg, West Va.

= at Wheeling, West Va.

1897 (9-2-1)

Coach: Parke Davis

9/27	at Bloomsburg	14-0	W
9/28	at Wyoming Seminary	26-0	W
10/2	Penn State	24-0	W
10/6	at Franklin & Marshall	8-0	W
10/9	Temperance A. A.	64-0	W
10/16	Cornell	4-4	T
10/23	at Pennsylvania	0-46	L
10/30	Lehigh	34-0	W
11/6	at Princeton	0-57	L
11/13	Dickinson	19-0	W
11/20	Wesleyan	41-6	W
11/25	at Lehigh	22-0	W

1898 (3-8)

Coach: S.B. Newton

10/1	Villanova	16-0	W
10/5	at Washington & Jefferson	0-16	L
10/8	Penn State	0-5	L
10/12	at Princeton	0-34	L
10/15	Dickinson	6-12	L
10/22	at Pennsylvania	0-32	L
10/26	at Navy	0-18	L
11/5	at Lehigh	0-22	L
11/12	at Cornell	0-47	L
11/19	Bucknell	6-0	W
11/24	Lehigh	11-5	W

1899 (12-1)

Coach: S.B. Newton

9/30	Ursinus	34-0	W
10/4	Villanova	13-0	W
10/7	at Swarthmore	16-6	W
10/11	at Princeton	0-12	L
10/14	Rutgers	57-0	W
10/21	at Pennsylvania	6-0	W
10/28	at Navy	5-0	W
11/4	Lehigh	17-0	W
11/7	at Newark A. A.	16-0	W
11/11	at Cornell	6-5	W
11/18	Bucknell	12-0	W
11/25	at Lehigh	35-0	W
11/30	Dickinson	36-0	W

1900 (9-2)

Coach: S.B. Newton

10/3	Ursinus	34-0	W
10/6	Susquehanna	35-0	W
10/10	Manhattan	11-0	W
10/13	Swarthmore	34-2	W
10/20	Princeton	0-5	L
10/27	Newark A. A.	16-0	W
11/3	at Lehigh	34-0	W
11/10	at Pennsylvania	5-12	L
11/17	Cornell	17-0	W
11/24	Lehigh	18-0	W
11/29	Dickinson	10-6	W

1901 (9-3)

Coach: S.B. Newton

10/2	Ursinus	40-0	W
10/5	Susquehanna	42-5	W
10/12	at Syracuse	5-0	W
10/16	Manhattan	16-6	W
10/19	at Orange Ath. Club	17-0	W
10/26	at Princeton	0-6	L
11/1	Lehigh	29-0	W
11/5	at Phil. A. A.	0-23	L
11/9	at Brown	11-6	W
11/16	at Homestead Athletic Club	0-48	L
11/23	at Lehigh	41-0	W
11/27	Dickinson	29-0	W



Lafayette's national championship team of 1896.

Lafayette Football 1902-1912

Lafayette's Pro Football Players

Harrison Bailey (OL-DL)
Connecticut Coyotes (AFL),
1996

Ed Baker (QB)
New York Giants, 1970;
Houston Oilers, 1972

George Barclay (TB)
St. Louis, Rochester, 1899-
1903

Frank Baur (QB)
New York Giants, 1990

Elijah Beamon (OS)
Albany Conquest (AFL),
2002-04

Ed Bedner (G-T)
Frankford
Yellowjackets, 1924;
New York Giants, 1925-26

Maurice Bennett (LB)
Chicago Bears, 2006

Charlie Berry (E)
Pottsville Maroons, 1925-26

Steve Biale (OL),
Dallas Cowboys, 1982
Arizona Wrangler's (USFL),
1982

Matt Brennan (TB, BB)
New York Giants, 1925;
Brooklyn Lions, 1926

Andrew Brown (LB)
Edmonton Eskimos, 2006

Johnny Budd (G-T)
Frankford Yellowjackets, 1926;
Pottsville Maroons, 1927-28

**Blake Costanzo (LB/Special
Teams)**
New York Jets, 2006
Buffalo Bills, 2007-08
Cleveland Browns,
2009, 2010

San Francisco 49ers, 2011
Chicago Bears, 2012, 2013
San Francisco 49ers, 2014

Art Deibel (G-T)
Canton Bulldogs, 1926

Joe Dumoe (E)
Rochester Jeffersons,
1920-21

**John William "Doc" Elliott
(FB-TB-WB)**
Canton Bulldogs, 1922-23;
Cleveland Bulldogs, 1924-
25; Cleveland Indians, 1931

Jack Ernst (BB-TB-WB)
Pottsville Maroons, 1925-27;
New York Yankees, 1928,
Boston Bulldogs, 1929;
Frankford Yellowjackets,
1930

Adrian Ford (WB-E-BB-FB)
Pottsville Maroons, 1927;
Frankford Yellowjackets,
1927

B.J. Gallis (LB)
B.C. Lions, 1997-1998;
Edmonton Eskimos, 1999
Tim Gerhart (DL)
Denver Broncos, 1980

Jim Goff (OL)
New York Giants, 2000

Frank "Hans" Grube (E)
New York Yankees, 1928

Tom Kirchoff (QB)
Philadelphia Eagles, 1993

Frank Kirkleski (TB-BB)
Pottsville Maroons, 1927;
Orange, N.J. Tornados,
1929; Newark Tornados,
1930; Brooklyn Dodgers,
1931

Nick Kowgios (RB)
Detroit Lions, 1987

Mike Levy (OL-DL)
Albany Conquest (AFL),
2002-03, Florida Firecats
2004

Adriel Linyear (WR-LS)
Albany Conquest (AFL),
2002t

**Henry Bulger "Bull" Lowe,
Jr. (E-T)**
Canton Bulldogs, 1920;
Cleveland Indians,
1921; Providence
Steamrollers, 1925, 27;
Frankford Yellowjackets,
1925-26

Joe Marhefka (E)
Pottsville Maroons, 1925-28

Erik Marsh (RB)
New York Jets, 1995

Bruce McIntyre (RB)
Tampa Bay Buccaneers,
Denver Broncos, 1987

Bill Messick
Pittsburgh Steelers, 1968

Tony Miller (FB)
New York Jets, 1989

1902 (8-3)

Coach: David Fultz			
9/27	Gallaudet	23-0	W
10/4	Susquehanna	53-0	W
10/8	Gettysburg	14-0	W
10/14	at Washington & Jefferson	12-0	W
10/18	Manhattan	38-5	W
10/28	at Georgetown	23-0	W
11/1	Brown	6-5	W
11/8	at Navy	11-12	L
11/15	at Cornell	0-28	L
11/22	Lehigh	0-6	L
11/27	Dickinson	23-0	W

1903 (7-3)

Coach: Dr. Alfred Bull			
9/26	Gallaudet	36-0	W
10/3	Gettysburg	11-0	W
10/10	Susquehanna	43-0	W
10/17	Fordham	48-0	W
10/24	at Navy	6-5	W
10/31	at New York University	8-6	W
11/7	at Princeton	0-11	L
11/14	Bloomsburg	29-0	W
11/21	at Lehigh	6-12	L
11/26	Dickinson	0-35	L

1904 (8-2)

Coach: Dr. Alfred Bull			
9/24	Wyoming Seminary	35-0	W
10/1	Ursinus	12-0	W
10/5	Gettysburg	20-0	W
10/8	Gallaudet	53-0	W
10/12	at Princeton	0-5	L
10/15	Bloomsburg	33-0	W
10/22	Swarthmore	4-0	W
10/29	Manhattan	54-0	W
11/5	at Pennsylvania	0-22	L
11/24	Lehigh	40-6	W

1905 (7-2-1)

Coach: Dr. Alfred Bull			
9/30	Wyoming Seminary	23-0	W
10/7	Ursinus	18-0	W
10/11	Medico-Chirurgical	35-0	W
10/14	Jefferson Medical	48-0	W
10/21	at Princeton	4-22	L
10/28	Lebanon Valley	79-0	W
11/4	at Pennsylvania	6-6	T
11/11	at Swarthmore	0-27	L
11/15	at Lehigh	53-0	W
11/30	Bucknell	47-0	W

1906 (8-1-1)

Coach: Dr. Alfred Bull			
9/29	Wyoming Seminary	34-0	W
10/6	Ursinus	33-0	W
10/13	Medico-Chirurgical	34-0	W
10/20	vs. No. Carolina College *	28-0	W
10/27	Colgate	17-6	W
11/3	vs. Washington & Jefferson @	14-6	W
11/10	at Pennsylvania	0-0	T
11/17	Syracuse	4-12	L
11/24	Lehigh	33-0	W
11/29	Dickinson	26-6	W

* = at Richmond, Va.
@ = at Pittsburgh, Pa.

1907 (7-2-1)

Coach: Dr. Alfred Bull			
9/28	Wyoming Seminary	22-0	W
10/5	Ursinus	21-0	W
10/9	Colgate	21-9	W
10/12	Hamilton	43-0	W
10/26	at Navy	0-17	L
11/2	at Pennsylvania	0-15	L
11/9	Bucknell	34-0	W
11/16	at Syracuse	4-4	T
11/23	at Lehigh	22-5	W
11/28	Dickinson	31-0	W

1908 (6-2-2)

Coach: George Barclay			
9/26	Wyoming Seminary	10-0	W
10/3	Stroudsburg Normal	22-0	W
10/7	Superba Ath. Club	12-0	W
10/10	at Princeton	0-0	T
10/17	Medico-Chirurgical	23-0	W
10/24	at Brown	8-6	W
10/31	Bucknell	6-6	T
11/7	at Pennsylvania	4-34	L
11/21	Lehigh	5-11	L
11/26	Dickinson	12-0	W

1909 (7-0-1)

Coach: Bob Folwell			
10/2	Wyoming Seminary	23-0	W
10/9	Hobart	50-0	W
10/16	Swarthmore	22-0	W
10/23	at Princeton	6-0	W
11/6	at Pennsylvania	6-6	T
11/13	Stroudsburg Normal	43-0	W
11/20	at Lehigh	21-0	W
11/25	Dickinson	5-0	W

1910 (7-2)

Coach: Bob Folwell			
9/24	Bloomsburg	31-0	W
10/1	Ursinus	10-0	W
10/8	Swarthmore	6-0	W
10/15	Princeton	0-3	L
10/22	Gettysburg	21-0	W
10/29	Bucknell	12-0	W
11/5	at Pennsylvania	0-18	L
11/19	Lehigh	14-0	W
11/24	Dickinson	41-0	W

1911 (8-2)

Coaches: Bob Folwell & S.B. Newton			
9/23	Bloomsburg	53-0	W
9/30	Ursinus	3-0	W
10/7	Swarthmore	12-5	W
10/14	Gettysburg	36-0	W
10/21	at Syracuse	10-0	W
10/28	Carlisle Indians	0-19	L
11/4	Bucknell	6-0	W
11/11	at Pennsylvania	6-23	L
11/25	at Lehigh	11-0	W
11/30	Dickinson	6-0	W

1912 (4-5-1)

Coach: George McCaa			
9/28	Muhlenberg	20-3	W
10/5	Swarthmore	0-22	L
10/12	at Yale	0-16	L
10/19	Ursinus	11-0	W
10/26	at Pennsylvania	7-3	W
11/2	Bucknell	0-0	T
11/9	Syracuse	7-30	L
11/16	at Brown	7-21	L
11/23	Lehigh	0-10	L
11/28	Dickinson	19-13	W

Lafayette Football 1913-1925

1913 (4-5-1)

Coach: George McCaa

9/27	Muhlenberg	7-7	T
10/4	at Pennsylvania	0-10	L
10/11	at Yale	0-27	L
10/18	Swarthmore	19-0	W
10/25	Albright	7-0	W
11/1	Ursinus	44-2	W
11/8	at Pittsburgh	0-13	L
11/15	at Cornell	3-10	L
11/22	at Lehigh	0-7	L
11/27	Dickinson	7-0	W

1914 (5-3-2)

Coach: Wilmer Crowell

9/26	Delaware	41-0	W
10/3	Ursinus	7-7	T
10/10	at Pennsylvania	0-0	T
10/17	at Princeton	0-16	L
10/24	Villanova	14-3	W
10/31	Penn State	0-17	L
11/7	Muhlenberg	24-3	W
11/14	Albright	42-6	W
11/21	Lehigh	7-17	L
11/26	Dickinson	56-7	W

1915 (8-3)

Coach: Wilmer Crowell

9/25	Muhlenberg	14-7	W
10/2	Ursinus	13-2	W
10/9	at Washington & Jefferson	0-17	L
10/16	at Princeton	3-40	L
10/20	Delaware	31-0	W
10/23	Albright	46-0	W
10/30	at Pennsylvania	17-0	W
11/6	Swarthmore	17-0	W
11/13	Penn State	3-33	L
11/20	at Lehigh	35-6	W
11/25	Dickinson	27-7	W

1916 (2-6-1)

Coach: Wilmer Crowell

9/30	Fordham	0-0	T
10/7	Swarthmore	6-10	L
10/14	Ursinus	0-6	L
10/21	at Princeton	0-33	L
10/28	Lebanon Valley	27-14	W
11/4	at Pennsylvania	0-19	L
11/11	Albright	32-0	W
11/17	at Penn State	0-40	L
11/25	Lehigh	0-16	L

1917 (3-5)

Coach: Robert "Punk" Berryman

10/6	U.S. Ambulance	20-0	W
10/13	Ursinus	12-6	W
10/20	Rutgers	7-33	L
10/27	Muhlenberg	0-6	L
11/3	at Pennsylvania	0-27	L
11/10	at Swarthmore	0-56	L
11/17	Albright	42-0	W
11/24	at Lehigh	0-78	L

1918 (3-4)

Coach: Lt. L.A. Cobbett

10/19	Ursinus	17-0	W
10/26	Muhlenberg	0-7	L
11/2	at Pennsylvania	0-34	L
11/18	Franklin & Marshall	13-0	W
11/23	Lehigh	0-17	L
11/28	Garden City Aviation	0-21	L
12/2	St. Joseph's	18-13	W

1919 (6-2)

Coach: Dr. John B. "Jock" Sutherland

10/4	Muhlenberg	13-0	W
10/11	at Princeton	6-9	L
10/18	Haverford	41-0	W
10/25	at Pennsylvania	0-23	L
11/1	at Cornell	21-2	W
11/8	Dickinson	48-0	W
11/15	Trinity	35-0	W
11/22	at Lehigh	10-6	W

1920 (5-3)

Coach: Dr. John B. "Jock" Sutherland

10/2	Muhlenberg	20-0	W
10/9	at Navy	7-12	L
10/16	at Pennsylvania	0-7	L
10/23	Catholic	84-0	W
10/30	at Pittsburgh	0-14	L
11/6	Bucknell	10-7	W
11/13	Villanova	34-0	W
11/20	Lehigh	27-7	W

1921 (9-0)

NATIONAL CHAMPIONS

Coach: Dr. John B. "Jock" Sutherland

9/24	Muhlenberg	48-0	W
10/1	Pittsburgh	6-0	W
10/8	Dickinson	27-0	W
10/15	at Bucknell	20-7	W
10/22	vs. Fordham *	28-7	W
10/29	Rutgers	35-0	W
11/5	at Pennsylvania	38-6	W
11/12	Delaware	44-0	W
11/19	at Lehigh	28-6	W

* = at Polo Grounds, N.Y.

1922 (7-2)

Coach: Dr. John B. "Jock" Sutherland

9/30	Richmond	34-0	W
10/7	at Pittsburgh	7-0	W
10/14	Muhlenberg	62-0	W
10/21	Bucknell	28-7	W
10/28	at Boston College	12-0	W
11/4	vs. Washington & Jefferson *	13-14	L
11/11	at Rutgers	33-6	W
11/25	Lehigh	3-0	W
12/2	at Georgetown	7-13	L

* = at Polo Grounds, N.Y.

1923 (6-1-2)

Coach: Dr. John B. "Jock" Sutherland

9/29	Muhlenberg	20-0	W
10/6	at Pittsburgh	0-7	L
10/13	Franklin & Marshall	33-0	W
10/20	Springfield	21-0	W
10/27	Rutgers	6-6	T
11/3	vs. Washington & Jefferson *	6-6	T
11/10	at Pennsylvania	8-6	W
11/17	Dayton	45-0	W
11/24	at Lehigh	13-3	W

* = at Polo Grounds, N.Y.

1924 (7-2)

Coach: G. Herbert McCracken

9/27	Muhlenberg	13-0	W
10/4	at Pittsburgh	10-0	W
10/11	Hobart	30-0	W
10/18	at Bucknell	21-3	W
10/25	vs. Washington & Jefferson *		
11/1	at Pennsylvania	3-6	L
11/8	vs. Rutgers @	7-43	L
11/15	Alfred	47-0	W
11/22	Lehigh	7-0	W

* = at Polo Grounds, N.Y.

@ = at Princeton, N.J.

Lafayette's Pro Football Players

Bob Millman (WB-BB)

Pottsville Maroons, 1925-27

Kenosha Maroons, 1924

Walter Stanley "Dinty" Moore (WB-BB)

Pottsville Maroons, 1927

Joe Skladany (LB)

Arizona Wranglers, (USFL), 1982

Matt Smalley (CB)

New York Giants, 2016

Rich Smith (TE)

Detroit Lions, 1980

Ed Staahl (OL)

New York Jets, 1983

Phil Ng (WR)

N.Y. Giants, 1990

Helsinki (ILAF) 1989-90

Don Nickles (TB-FB)

Pittsburgh Steelers, 1960

Matt O'Connell (E)

Frankford Yellowjackets, 1924-25

Rob Stewart (QB)

Seattle Seahawks, 1978

Jim O'Sullivan (P)

Baltimore Colts, 1977

Christopher Thatcher (OL)

Cincinnati Bengals, 1986

Peter Ohnegian (OL-DL)

Tampa Bay Storm, Miami

Hooters, New Jersey

Red Dogs, Los Angeles

Avengers (AFL), 1994-95,

1999-2000

Johnny Thompson (G)

Frankford Yellowjackets, 1929

Matt Walsh (RB)

Cleveland Browns, 1978

Larry Walbridge (E)

Rochester Jeffersons, 1920-21

Bodie Weldon (WB-TB)

Buffalo All-Americans, 1920

Larry Walbridge (C)

New York Giants, 1925

Joe Williams (G-E-FB)

Canton Bulldogs, 1923;

New York Giants 1925-26

Mike Wilson (WB-TB-FB)

Frankford Yellowjackets,

1929

Phil Yarberough (WR-LB)

Albany Conquest (AFL), 2002-

03

Walter Zirinski (FB)

Cleveland Rams, 1945

Some players listed were

NFL camp invitees and/or

may have played on team

practice squad

1925 (7-1-1)

Coach: G. Herbert McCracken

9/26	Muhlenberg	20-14	W
10/3	at Pittsburgh	20-9	W
10/10	Washington	40-0	W
10/17	vs. Colgate *	7-7	T
10/24	vs. Washington & Jefferson @	6-7	L
10/31	St. Bonaventure	20-6	W
11/7	Rutgers	34-0	W
11/14	Susquehanna	47-0	W
11/21	at Lehigh	14-0	W

* = at Philadelphia, Pa.

@ = at Polo Grounds, N.Y.

Lafayette Football 1926-1943

1926 (9-0)

NATIONAL CHAMPIONS

Coach: G. Herbert McCracken

9/25	Muhlenberg	35-0	W
10/2	Schuylkill College	47-0	W
10/9	at Pittsburgh	17-7	W
10/16	Dickinson	42-13	W
10/23	Albright	30-7	W
10/30	vs. Washington & Jefferson *	16-10	W
11/6	at Rutgers	37-0	W
11/13	Susquehanna	68-0	W
11/20	Lehigh	35-0	W

* = at Philadelphia, Pa.

1927 (5-3-1)

Coach: G. Herbert McCracken

9/24	Schuylkill College	39-13	W
10/1	Muhlenberg	38-7	W
10/8	Rutgers	56-0	W
10/15	at West Virginia	7-7	T
10/22	Washington & Jefferson	0-14	L
10/29	at Penn State	6-40	L
11/5	at Georgetown	2-27	L
11/12	Susquehanna	73-6	W
11/19	at Lehigh	43-0	W

1928 (6-1-2)

Coach: G. Herbert McCracken

9/29	Albright	78-0	W
10/6	Muhlenberg	56-0	W
10/13	George Washington	28-0	W
10/20	at Bucknell	0-0	T
10/27	West Virginia	0-17	L
11/3	Washington & Jefferson	13-13	T
11/10	at Rutgers	16-0	W
11/17	Penn State	7-0	W
11/24	Lehigh	38-14	W

1929 (3-5)

Coach: G. Herbert McCracken

10/5	Muhlenberg	23-0	W
10/12	Manhattan	23-0	W
10/19	Bucknell	3-6	L
10/26	at Penn State	3-6	L
11/2	at Washington & Jefferson	0-20	L
11/9	Rutgers	20-6	W
11/16	at Temple	0-13	L
11/23	at Lehigh	12-13	L

1930 (5-3-1)

Coach: G. Herbert McCracken

9/27	St. Thomas	7-0	W
10/4	Muhlenberg	13-0	W
10/11	at Colgate	0-41	L
10/18	Penn State	0-0	T
10/25	vs. Washington & Jefferson *	0-7	L
11/1	Upsala	74-0	W
11/8	at Rutgers	31-26	W
11/15	at Temple	0-43	L
11/22	Lehigh	16-6	W

* = at Atlantic City, N.J.

1931 (7-2)

Coach: G. Herbert McCracken

9/26	Baltimore	51-0	W
10/3	Muhlenberg	26-0	W
10/10	at Colgate	0-16	L
10/17	St. John's	22-0	W
10/24	Washington & Jefferson	21-0	W
10/31	at Pennsylvania	0-3	L
11/7	Rutgers	22-0	W
11/14	Penn State	33-0	W
11/21	at Lehigh	13-7	W

1932 (3-5)

Coach: G. Herbert McCracken

10/1	at Muhlenberg	6-0	W
10/8	at Dartmouth	0-6	L
10/15	Colgate	0-35	L
10/22	at Bucknell	6-14	L
10/29	Washington & Jefferson	0-7	L
11/5	at Rutgers	6-7	L
11/12	St. John's	51-0	W
11/19	Lehigh	25-6	W

1933 (3-5-1)

Coach: G. Herbert McCracken

9/30	Muhlenberg	20-0	W
10/7	at Franklin & Marshall	12-0	W
10/14	vs. New York University *	12-13	L
10/21	Bucknell	0-21	L
10/28	at Colgate	0-0	T
11/4	at Pennsylvania	7-16	L
11/11	Rutgers	13-20	L
11/18	at Columbia	6-46	L
11/25	at Lehigh	54-12	W

* = at Yankee Stadium

1934 (2-6)

Coach: G. Herbert McCracken

10/6	Muhlenberg	19-0	W
10/13	Franklin & Marshall	0-13	L
10/20	at New York University	7-12	L
10/27	Albright	26-0	W
11/3	at Pennsylvania	0-41	L
11/10	at Rutgers	6-27	L
11/17	at Penn State	6-25	L
11/24	Lehigh	7-13	L

1935 (2-7)

Coach: G. Herbert McCracken

9/28	Moravian	0-6	L
10/5	Muhlenberg	7-0	W
10/12	at Albright	0-38	L
10/19	Colgate	0-52	L
10/26	at Pennsylvania	0-67	L
11/2	Rutgers	6-31	L
11/9	Baltimore	26-0	W
11/16	at Yale	0-55	L
11/23	at Lehigh	0-48	L

1936 (1-8)

Coach: Ernie Nevers

9/26	at Muhlenberg	6-19	L
10/3	at Pennsylvania	0-35	L
10/10	Gettysburg	0-2	L
10/17	Dickinson	7-0	W
10/24	at Colgate	0-41	L
10/31	at New York University	0-46	L
11/7	Washington & Jefferson	6-31	L
11/14	Moravian	7-28	L
11/21	Lehigh	0-18	L

1937 (8-0)

Coach: Edward E. "Hook" Mylin

10/2	Upsala	33-0	W
10/9	at Gettysburg	2-0	W
10/16	at Georgetown	6-0	W
10/23	at New York University	13-0	W
10/30	Franklin & Marshall	14-0	W
11/6	Rutgers	13-6	W
11/13	Washington & Jefferson	16-0	W
11/20	at Lehigh	6-0	W



History was made in 1930 when Lafayette and Washington & Jefferson played the first indoor night college football game before a standing room only crowd of 17,000 at the Atlantic City Auditorium.



Lafayette's national championship team of 1926.

1938 (5-3)

Coach: Edward E. "Hook" Mylin

10/1	at Pennsylvania	6-34	L
10/8	at Brown	0-20	L
10/15	Washington & Jefferson	27-0	W
10/22	New York University	7-6	W
10/29	Ursinus	39-0	W
11/5	at Penn State	7-0	W
11/12	at Rutgers	0-6	L
11/19	Lehigh	6-0	W

1939 (4-5)

Coach: Edward E. "Hook" Mylin

9/30	Ursinus	33-0	W
10/7	at Pennsylvania	0-6	L
10/14	Muhlenberg	6-7	L
10/21	at Dartmouth	0-14	L
10/28	Gettysburg	40-0	W
11/4	at New York University	0-14	L
11/11	Rutgers	6-13	L
11/18	Washington & Jefferson	13-0	W
11/25	at Lehigh	29-13	W

1940 (9-0)

Coach: Edward E. "Hook" Mylin

9/28	Ursinus	20-0	W
10/5	at New York University	9-7	W
10/12	at Muhlenberg	26-7	W
10/19	Gettysburg	45-6	W
10/26	at Army	19-0	W
11/2	Washington & Jefferson	25-0	W
11/9	at Rutgers	7-6	W

11/16	Western Maryland	40-7	W
11/23	Lehigh	46-0	W

1941 (5-4)

Coach: Edward E. "Hook" Mylin

9/27	at Virginia	6-25	L
10/4	New York University	0-6	L
10/11	at Navy	2-41	L
10/18	Muhlenberg	40-0	W
10/25	Brown	0-13	L
11/1	at Gettysburg	17-6	W
11/8	Rutgers	16-0	W
11/15	Western Maryland	26-0	W
11/22	at Lehigh	47-7	W

1942 (3-5-1)

Coach: Edward E. "Hook" Mylin

9/26	at Cornell	16-20	L
10/3	at Army	0-14	L
10/10	Fort Monmouth	7-3	W
10/17	at Brown	0-7	L
10/24	Virginia	19-13	W
10/31	at Bucknell	7-13	L
11/7	at Rutgers	19-13	W
11/14	Lakehurst	0-14	L
11/21	Lehigh	7-7	T

1943 (4-1)

Coach: Ben Wolfson

10/16	U.S. Naval Air Station	12-0	W
10/23	Lehigh	39-7	W
11/6	at Rutgers	0-13	L
11/20	Rutgers	9-2	W
11/27	at Lehigh	58-0	W

Lafayette Football 1944-1962

1944 (6-1)

Coach: Ben Wolfson

10/7	at New York University	39-0	W
10/14	at Syracuse	7-32	L
10/21	at Lehigh	44-0	W
10/28	Rutgers	19-6	W
11/4	Ursinus	34-21	W
11/11	at Rutgers	39-0	W
11/18	Lehigh	64-0	W

1945 (1-7-1)

Coach: Ben Wolfson

9/29	at Columbia	14-40	L
10/6	at Princeton	7-7	T
10/13	at Colgate	0-47	L
10/20	Kings Point	7-26	L
10/27	Bucknell	2-26	L
11/3	at Temple	0-20	L
11/10	Rutgers	14-32	L
11/17	U.S. Naval Air Station	7-12	L
11/24	at Lehigh	7-0	W

1946 (2-7)

Coach: Edward E. "Hook" Mylin

9/28	Muhlenberg	20-32	L
10/5	at Pennsylvania	0-66	L
10/12	Gettysburg	14-27	L
10/19	Washington & Jefferson	7-6	W
10/26	at Bucknell	0-29	L
11/2	Colgate	0-39	L
11/9	at Rutgers	2-41	L
11/16	at Columbia	0-46	L
11/23	Lehigh	13-0	W

1947 (6-3)

Coach: Ivan Williamson

9/27	Muhlenberg	0-38	L
10/4	at Pennsylvania	0-59	L
10/11	Gettysburg	14-13	W
10/18	Bucknell	27-7	W
10/25	at Washington & Jefferson	20-12	W
11/1	Syracuse	14-7	W
11/8	Rutgers	0-20	L
11/15	at Fordham	7-0	W
11/22	at Lehigh	7-0	W

1948 (7-2)

Coach: Ivan Williamson

9/25	Fordham	53-14	W
10/2	at Army	7-54	L
10/9	Washington & Jefferson	56-15	W
10/16	at Muhlenberg	46-13	W
10/23	at Bucknell	19-7	W
10/30	George Washington	33-14	W
11/6	at Rutgers	13-34	L
11/13	Ohio Wesleyan	27-7	W
11/20	Lehigh	23-13	W

1949 (2-6)

Coach: Maurice "Clipper" Smith

9/24	at Princeton	14-26	L
10/1	at Syracuse	13-20	L
10/8	Muhlenberg	35-14	W
10/22	Delaware	0-7	L
10/28	at George Washington	7-14	L
11/5	Rutgers	0-14	L
11/12	Bucknell	14-21	L
11/19	at Lehigh	21-12	W

1950 (1-8)

Coach: Maurice "Clipper" Smith

9/23	Fordham	19-20	L
9/30	at Cornell	0-27	L
10/7	Scranton	7-20	L
10/14	at Muhlenberg	6-21	L
10/21	at Delaware	9-7	W
10/28	at Bucknell	0-32	L
11/4	Syracuse	0-34	L
11/11	at Rutgers	7-31	L
11/18	Lehigh	0-38	L

1951 (1-7)

Coach: Maurice "Clipper" Smith

9/22	Albright	6-12	L
9/29	Rutgers	12-47	L
10/6	at Syracuse	0-46	L
10/13	Muhlenberg	14-7	W
10/20	at Princeton	7-60	L
10/27	Bucknell	21-40	L
11/10	Delaware	7-25	L
11/17	at Lehigh	0-32	L

1952 (0-9)

Coach: Steve Hokuf

9/27	at Bucknell	13-45	L
10/4	Albright	6-28	L
10/11	at Muhlenberg	0-37	L
10/18	at Princeton	0-48	L
10/25	at Yale	0-47	L
11/1	New York University	7-14	L
11/8	at Rutgers	6-21	L
11/15	at Delaware	12-13	L
11/22	Lehigh	7-14	L

1953 (5-4)

Coach: Steve Hokuf

9/26	at Princeton	14-20	L
10/3	at Albright	28-7	W
10/10	Muhlenberg	7-20	L
10/17	Western Maryland	28-0	W
10/24	Bucknell	7-6	W
10/31	at Franklin & Marshall	34-13	W
11/7	Rutgers	13-14	L
11/14	Delaware	7-13	L
11/21	at Lehigh	33-13	W

1954 (4-5)

Coach: Steve Hokuf

9/25	Albright	26-0	W
10/2	Carnegie Tech.	21-23	L
10/9	at Muhlenberg	0-27	L
10/16	at Buffalo	26-0	W
10/23	at Bucknell	0-7	L
10/30	Gettysburg	20-6	W
11/6	at Rutgers	0-7	L
11/13	at Delaware	7-41	L
11/20	Lehigh	46-0	W

1955 (6-2)

Coach: Steve Hokuf

9/24	Muhlenberg	7-0	W
10/1	at Carnegie Tech.	41-14	W
10/8	Delaware	6-14	L
10/15	at Dartmouth	21-13	W
10/22	Bucknell	34-13	W
10/29	at Gettysburg	14-15	L
11/5	Rutgers	16-7	W
11/19	at Lehigh	35-6	W

1956 (6-3)

Coach: Steve Hokuf

9/22	at Muhlenberg	26-0	W
9/29	Temple	20-0	W
10/6	at Delaware	28-14	W
10/13	Albright	32-7	W
10/20	at Bucknell	13-7	W
10/27	Gettysburg	6-12	L
11/3	at Rutgers	19-20	L
11/10	Western Maryland	43-7	W
11/17	Lehigh	10-27	L

Did You Know?

Lafayette played Lehigh twice annually from 1884-1901, with the exception of 1896, the only disruption in the series. The two teams played three times in 1891.

Lafayette and Lehigh also met twice in 1943 and 1944 during World War II, with the College Hill men winning all four games by a combined score of 205-7.



The first game between Lafayette and Lehigh.

1957 (4-4)

Coach: Steve Hokuf

9/28	Muhlenberg	20-13	W
10/5	at Buffalo	14-6	W
10/12	Delaware	cancelled -Flu	
10/19	at Temple	12-13	L
10/26	Bucknell	35-13	W
11/2	at Gettysburg	20-46	L
11/9	Rutgers	19-34	L
11/16	Western Maryland	40-13	W
11/23	at Lehigh	13-26	L

1958 (5-3-1)

Coach: James McConlogue

9/27	at Dartmouth	0-20	L
10/4	Muhlenberg	27-14	W
10/11	at Delaware	7-6	W
10/18	Temple	35-0	W
10/25	at Bucknell	34-6	W
11/1	Gettysburg	19-13	W
11/8	at Rutgers	0-18	L
11/15	at Tufts	8-16	L
11/22	Lehigh	14-14	T

1959 (5-4)

Coach: James McConlogue

9/26	at Pennsylvania	0-26	L
10/3	at Muhlenberg	19-6	W
10/10	Delaware	8-26	L
10/17	at Temple	52-20	W
10/24	Bucknell	12-6	W
10/31	at Gettysburg	13-16	L
11/7	Rutgers	14-16	L
11/14	Tufts	13-0	W
11/21	at Lehigh	28-6	W

1960 (5-4)

Coach: James McConlogue

9/24	at Pennsylvania	14-35	L
10/1	Muhlenberg	20-14	W
10/8	at Delaware	3-0	W
10/15	Temple	9-7	W
10/22	at Bucknell	0-28	L
10/29	Gettysburg	10-7	W
11/5	at Rutgers	8-36	L
11/12	at Tufts	22-7	W
11/19	Lehigh	3-26	L

1961 (2-6-1)

Coach: James McConlogue

9/23	at Muhlenberg	14-13	W
9/30	at Pennsylvania	7-14	L
10/7	Delaware	0-34	L
10/14	at Temple	12-12	T
10/21	Bucknell	0-13	L
10/28	at Gettysburg	0-6	L
11/4	Rutgers	6-37	L
11/11	Tufts	27-17	W
11/18	at Lehigh	14-17	L

1962 (3-6)

Coach: James McConlogue

9/22	Muhlenberg	17-0	W
9/29	at Pennsylvania	11-13	L
10/6	at Delaware	7-28	L
10/13	Temple	0-21	L
10/20	at Bucknell	6-28	L
10/27	Gettysburg	20-14	W
11/3	at Rutgers	0-40	L
11/10	at Waynesburg	10-0	W
11/17	Lehigh	6-13	L

Lafayette Football 1963-1986

1963 (1-8)

Coach: Kenneth Bunn			
9/28	at Pennsylvania	0-47	L
10/5	at Muhlenberg	7-18	L
10/12	Delaware	0-61	L
10/19	at Temple	0-31	L
10/26	Bucknell	14-13	W
11/2	at Gettysburg	12-14	L
11/9	Rutgers	0-49	L
11/16	Tufts	13-25	L
11/30	at Lehigh	6-13	L

1964 (0-7-2)

Coach: Kenneth Bunn			
9/26	at Brown	3-20	L
10/3	Hofstra	7-7	T
10/10	at Delaware	0-28	L
10/17	Temple	18-38	L
10/24	at Bucknell	12-54	L
10/31	Gettysburg	3-21	L
11/7	at Rutgers	6-31	L
11/14	at Davidson	12-31	L
11/21	Lehigh	6-6	T

1965 (3-7)

Coach: Kenneth Bunn			
9/18	at Colgate	0-40	L
9/25	at Columbia	14-10	W
10/2	at Hofstra	7-31	L
10/9	Delaware	7-40	L
10/16	at Temple	12-27	L
10/23	Bucknell	14-13	W
10/30	at Gettysburg	20-40	L
11/6	Rutgers	23-18	W
11/13	Davidson	10-14	L
11/20	at Lehigh	14-20	L

1966 (3-6)

Coach: Kenneth Bunn			
9/24	at Harvard	7-30	L
10/1	Hofstra	6-9	L
10/8	at Delaware	15-23	L
10/15	at Tufts	40-0	W
10/22	at Bucknell	25-7	W
10/29	Gettysburg	18-19	L
11/5	at Rutgers	28-32	L
11/12	Colgate	9-20	L
11/19	Lehigh	16-0	W

1967 (4-5)

Coach: Harry Gamble			
9/23	at Hofstra	0-28	L
9/30	at Harvard	0-51	L
10/7	Bucknell	21-6	W
10/14	Washington & Lee	17-6	W
10/21	Delaware	2-21	L
10/28	at Gettysburg	17-27	L
11/4	Rutgers	3-27	L
11/11	at Kings Point	36-7	W
11/18	at Lehigh	6-0	W

1968 (7-3)

Coach: Harry Gamble			
9/21	at Rutgers	7-37	L
9/28	at Columbia	36-14	W
10/5	Hofstra	7-0	W
10/12	at Washington & Lee	27-7	W
10/19	Drexel	27-0	W
10/26	at Bucknell	10-13	L
11/2	Gettysburg	37-0	W
11/9	Kings Point	7-0	W
11/16	at Colgate	14-10	W
11/23	Lehigh	6-21	L

1969 (4-6)

Coach: Harry Gamble			
9/20	Rutgers	22-44	L
9/27	at Columbia	36-22	W
10/4	at Hofstra	41-25	W
10/11	Drexel	27-7	W
10/18	Boston University	14-22	L
10/25	Bucknell	20-21	L
11/1	at Gettysburg	10-19	L
11/8	at Vermont	28-17	W
11/15	Colgate	10-14	L
11/22	at Lehigh	19-36	L

1970 (6-5)

Coach: Harry Gamble			
9/12	East Stroudsburg	27-16	W
9/19	at Rutgers	16-41	L
9/26	at Columbia	9-23	L
10/3	Drexel	19-14	W
10/10	at Delaware	20-36	L
10/17	at Pennsylvania	20-31	L
10/24	at Bucknell	28-30	L
10/31	Gettysburg	21-14	W
11/7	at Davidson	53-34	W
11/14	Vermont	31-14	W
11/21	Lehigh	31-28	W

1971 (5-5)

Coach: Neil Putnam			
9/18	Rutgers	13-7	W
9/25	Columbia	3-0	W
10/2	at Drexel	21-13	W
10/9	Delaware	0-49	L
10/16	at Pennsylvania	17-15	W
10/23	Bucknell	0-33	L
10/30	at Kings Point	0-20	L
11/6	at Gettysburg	27-12	W
11/13	Colgate	14-51	L
11/20	at Lehigh	19-48	L

1972 (3-7)

Coach: Neil Putnam			
9/16	Kings Point	20-13	W
9/23	at Colgate	14-33	L
9/29	at Pennsylvania	12-55	L
10/7	at Delaware	0-27	L
10/14	Rutgers	7-21	L
10/21	at Bucknell	7-26	L
10/28	at Maine	6-16	L
11/4	Gettysburg	39-25	W
11/11	Drexel	16-0	W
11/18	Lehigh	6-14	L

1973 (6-3-1)

Coach: Neil Putnam			
9/15	at Kings Point	21-3	W
9/22	Colgate	21-55	L
9/29	Pennsylvania	16-14	W
10/6	C.W. Post	28-12	W
10/13	at Rutgers	6-35	L
10/20	Bucknell	0-0	T
10/27	Maine	23-13	W
11/3	at Gettysburg	19-3	W
11/10	Drexel	21-11	W
11/17	at Lehigh	13-45	L

1974 (3-7)

Coach: Neil Putnam			
9/14	at Army	7-14	L
9/21	Kings Point	13-17	L
9/28	at Columbia	15-0	W
10/5	at Gettysburg	14-3	W
10/12	at Hofstra	17-7	W
10/19	Pennsylvania	7-37	L
10/26	Colgate	18-24	L
11/2	at Bucknell	6-10	L
11/9	Rutgers	0-35	L
11/23	Lehigh	7-57	L

1975 (5-5)

Coach: Neil Putnam			
9/20	at Kings Point	7-3	W
9/27	Columbia	10-7	W
10/4	Hofstra	31-19	W
10/11	Bucknell	5-15	L
10/17	at Pennsylvania	0-13	L
10/25	at Colgate	2-56	L
11/1	Gettysburg	20-12	W
11/8	at Rutgers	6-48	L
11/15	Davidson	31-3	W
11/22	at Lehigh	14-40	L

1976 (5-5)

Coach: Neil Putnam			
9/11	at Army	6-16	L
9/18	Kings Point	7-10	L
9/25	at Columbia	31-38	L
10/2	Wagner	44-21	W
10/16	Pennsylvania	14-15	L
10/23	Colgate	14-24	L
10/30	at Bucknell	17-7	W
11/6	at Gettysburg	30-3	W
11/13	at Davidson	30-20	W
11/20	Lehigh	21-17	W

1977 (5-6)

Coach: Neil Putnam			
9/10	Maine	10-12	L
9/17	at Colgate	12-38	L
9/24	at Columbia	10-21	L
10/1	at Kings Point	33-6	W
10/8	Bucknell	34-7	W
10/14	at Pennsylvania	7-42	L
10/22	at Army	6-42	L
10/29	Gettysburg	22-3	W
11/5	Fordham	41-23	W
11/12	Davidson	20-18	W
11/19	at Lehigh	17-35	L

1978 (4-7)

Coach: Neil Putnam			
9/9	Gettysburg	31-0	W
9/16	at Army	14-24	L
9/23	Kings Point	10-13	L
9/30	at Columbia	0-21	L
10/7	Fordham	17-14	W
10/14	at Bucknell	14-7	W
10/21	Pennsylvania	20-19	W
10/28	at Maine	25-31	L
11/4	at Colgate	7-17	L
11/11	at Davidson	12-17	L
11/18	Lehigh	15-23	L

1979 (5-3-2)

Coach: Neil Putnam			
9/8	at Gettysburg	41-6	W
9/15	at Kings Point	33-6	W
9/22	at Davidson	13-16	L
9/29	Columbia	14-7	W
10/13	Bucknell	0-0	T
10/19	at Pennsylvania	9-7	W
10/27	Maine	21-34	L
11/3	Colgate	7-7	T
11/10	Wagner	21-3	W
11/17	at Lehigh	3-24	L

1980 (3-7)

Coach: Neil Putnam			
9/13	Central Conn. State	3-14	L
9/20	Davidson	27-20	W
9/27	at Columbia	0-6	L
10/4	at Maine	3-24	L
10/11	at Bucknell	0-14	L
10/18	Pennsylvania	3-0	W
11/1	at Colgate	0-44	L
11/8	at New Hampshire	6-26	L
11/15	Kings Point	31-12	W
11/22	Lehigh	0-32	L

1981 (9-2)

Coach: Bill Russo			
9/12	Central Conn. State	51-0	W
9/19	at Davidson	14-7	W
9/26	at Columbia	28-13	W
10/3	Maine	17-0	W
10/10	Bucknell	37-0	W
10/17	at Colgate	0-30	L
10/24	at Gettysburg	28-14	W
10/31	C.W. Post	48-10	W
11/7	New Hampshire	18-21	L
11/14	at U.S.M.M.A.	49-13	W
11/21	at Lehigh	10-3	W

1982 (7-3)

Coach: Bill Russo			
9/11	Rhode Island	10-20	L
9/18	at Army	20-26	L
9/25	at Columbia	53-23	W
10/2	at Bucknell	37-6	W
10/9	at Maine	14-28	L
10/16	Pennsylvania	35-20	W
10/23	Davidson	49-14	W
11/6	at Princeton	47-37	W
11/13	Kutztown	36-3	W
11/20	Lehigh	34-6	W

1983 (6-5)

Coach: Bill Russo			
9/10	East Stroudsburg	20-14	W
9/17	at Davidson	35-12	W
9/24	Columbia	34-29	W
10/1	Bucknell	33-3	W
10/8	Maine	38-39	L
10/15	at Pennsylvania	20-28	L
10/22	at James Madison	31-14	W
10/29	Colgate	7-21	L
11/5	at Princeton	33-41	L
11/12	Kutztown	28-13	W
11/19	at Lehigh	14-22	L

1984 (5-5)

Coach: Bill Russo			
9/8	at Rhode Island	10-31	L
9/15	New Hampshire	7-21	L
9/22	Kutztown	16-3	W
9/29	at Columbia	23-14	W
10/6	at Maine	20-22	L
10/13	Connecticut	20-13	W
10/20	at Colgate	20-41	L
11/3	at Bucknell	3-10	L
11/11	East Stroudsburg	44-38	W
11/17	Lehigh	28-7	W

1985 (6-5)

Coach: Bill Russo			
9/14	at New Hampshire	20-7	W
9/21	Colgate	14-30	L
9/28	Columbia	20-0	W
10/5	at Cornell	17-3	W
10/12	James Madison	20-13	W
10/19	at Navy	14-56	L
10/26	at Rhode Island	21-41	L
11/2	Towson		

Lafayette Football 1987-2006

1987 (4-7, 2-3 Colonial League)

Coach: Bill Russo

9/12	Kutztown	29-17	W
9/19	at Holy Cross*	11-40	L
9/26	Columbia	38-7	W
10/3	at Cornell	12-17	L
10/10	Bucknell*	42-21	W
10/17	Davidson*	38-10	W
10/24	at New Hampshire	19-21	L
10/31	Colgate*	14-35	L
11/7	Pennsylvania	14-23	L
11/14	at Army	37-49	L
11/21	at Lehigh*	10-17	L

1988 (8-2-1, 5-0 Colonial League)

COLONIAL LEAGUE CHAMPIONS

Coach: Bill Russo

9/10	Kutztown	54-7	W
9/17	Holy Cross*	28-20	W
9/24	at Columbia	49-3	W
10/1	at Colgate*	42-35	W
10/8	at Bucknell*	52-35	W
10/15	at Army	17-24	L
10/22	Mercyhurst	50-18	W
10/29	Cornell	21-21	T
11/5	Pennsylvania	17-31	L
11/12	at Davidson*	38-13	W
11/19	Lehigh*	52-45	W

1989 (5-5, 2-2 Colonial League)

Coach: Bill Russo

9/9	Kutztown	44-14	W
9/16	Holy Cross*	21-23	L
9/23	at Pennsylvania	12-25	L
9/30	Columbia	52-14	W
10/7	at Cornell	23-24	L
10/14	Fordham	40-7	W
10/21	at Army	20-34	L
10/28	Colgate*	38-33	W
11/4	at Bucknell*	33-54	L
11/18	at Lehigh*	36-21	W

1990 (4-7, 1-4 Patriot League)

Coach: Bill Russo

9/8	Kutztown	32-16	W
9/15	Bucknell*	14-24	L
9/22	at Yale	17-18	L
9/29	Pennsylvania	20-13	W
10/6	at Columbia	41-34	W
10/13	Cornell	16-38	L
10/20	at Army	0-56	L
10/27	at Holy Cross*	3-34	L
11/3	at Fordham*	59-14	W
11/10	at Colgate*	7-36	L
11/17	Lehigh*	14-35	L

1991 (6-5, 3-2 Patriot League)

Coach: Bill Russo

9/14	Buffalo	42-21	W
9/21	at Va. Military Inst.	21-42	L
9/28	Yale	14-24	L
10/5	at Pennsylvania	20-12	W
10/12	Bucknell*	20-16	W
10/19	Columbia	30-15	W
10/26	at Hofstra	17-60	L
11/2	at Holy Cross*	14-48	L
11/9	Fordham*	33-7	W
11/16	Colgate*	48-31	W
11/23	at Lehigh*	18-36	L

1992 (8-3, 5-0 Patriot League)

Patriot League Champions
Coach: Bill Russo

9/12	Hofstra	21-14	W
9/19	Buffalo	49-28	W
9/26	at Princeton	35-38	L
10/3	at Cornell	33-44	L
10/10	at Army	36-38	L
10/17	Harvard	31-29	W
10/24	at Fordham*	44-21	W
10/31	at Colgate*	37-28	W
11/7	Holy Cross*	15-6	W
11/14	at Bucknell*	49-7	W
11/21	Lehigh*	32-29	W

1993 (5-4-2, 3-1-1 Patriot League)

Coach: Bill Russo

9/11	Bucknell*	31-14	W
9/18	at Buffalo	29-15	W
9/25	Princeton	7-21	L
10/2	at Harvard	16-21	L
10/9	at Columbia	58-6	W
10/16	Hofstra	17-17	T
10/23	Fordham*	27-12	W
10/30	Colgate*	7-7	T
11/6	at Holy Cross*	52-27	W
11/13	at Army	12-35	L
11/20	at Lehigh*	14-39	L

1994 (5-6, 5-0 Patriot League)

Patriot League Champions
Coach: Bill Russo

9/10	East Stroudsburg	14-31	L
9/17	at Pennsylvania	7-27	L
9/24	Hofstra	6-27	L
10/1	at Columbia	13-28	L
10/8	Dartmouth	15-27	L
10/15	at Navy	0-7	L
10/22	Holy Cross*	17-9	W
10/29	at Bucknell*	56-14	W
11/5	at Colgate*	14-6	W
11/12	at Fordham*	34-6	W
11/19	Lehigh*	54-20	W

1995 (4-6-1, 3-2 Patriot League)

Coach: Bill Russo

9/9	at Buffalo	24-17	W
9/16	at Hofstra	0-26	L
9/23	Pennsylvania	8-28	L
9/30	Columbia	10-10	T
10/7	at Dartmouth	7-14	L
10/14	at Princeton	0-41	L
10/21	at Holy Cross*	27-17	W
10/28	at Bucknell*	11-30	L
11/4	Colgate*	35-9	W
11/11	Fordham*	24-21 (OT)W	
11/18	at Lehigh*	30-37 (OT)L	

1996 (5-5, 2-2 Patriot League)

Coach: Bill Russo

9/14	Millersville	29-17	W
9/21	Northeastern	6-36	L
9/28	Cornell	30-19	W
10/5	at Harvard	17-7	W
10/12	at Fordham*	cancelled	
10/19	at Columbia	0-3	L
10/26	at Colgate*	9-40	L
11/2	at Army	21-41	L
11/9	Bucknell*	23-7	W
11/16	Holy Cross*	38-21	W
11/23	Lehigh*	19-23	L

1997 (3-8, 2-4 Patriot League)

Coach: Bill Russo

9/6	Fordham*	0-23	L
9/13	at Army	14-41	L
9/20	Bucknell*	21-23	L
9/27	at Brown	27-35	L
10/4	Columbia	31-3	W
10/11	Colgate*	6-44	L
10/18	at Cornell	34-41 (OT)L	
10/25	Towson*	38-0	W
11/1	New Haven	0-38	L
11/15	at Holy Cross*	34-23	W
11/22	at Lehigh*	31-43	L

1998 (3-8, 3-3 Patriot League)

Coach: Bill Russo

9/12	at Northeastern	7-41	L
9/19	Buffalo	14-16	L
9/26	Brown	21-23	L
10/3	at Dartmouth	10-13 (OT)L	
10/10	at Towson*	27-7	W
10/17	Princeton	0-28	L
10/24	at Bucknell*	22-33	L
10/31	Holy Cross*	28-17	W
11/7	at Fordham*	27-20	W
11/14	at Colgate*	27-42	L
11/21	Lehigh*	7-31	L

1999 (4-7, 2-4 Patriot League)

Coach: Bill Russo

9/11	at Towson*	7-35	L
9/18	at Holy Cross*	12-30	L
9/25	at Brown	28-35	L
10/2	Dartmouth	20-10	W
10/9	Colgate*	14-56	L
10/16	at Princeton	10-22	L
10/23	Bucknell*	22-21	W
10/30	Marist	38-13	W
11/6	Fordham*	27-7	W
11/13	Duquesne	17-28	L
11/20	at Lehigh*	12-14	L

2000 (2-9, 1-5 Patriot League)

Coach: Frank Tavani

9/9	TOWSON*	42-20	L
9/16	PRINCETON	24-17	W
9/23	at Penn	45-28	L
9/30	HARVARD	42-19	L
10/7	at Columbia	47-22	L
10/14	at Bucknell*	42-30	L
10/21	HOLY CROSS*	28-13	W
10/28	at Colgate*	17-14	L
11/4	at Fordham*	31-28	L
11/11	at Duquesne	23-14	L
11/18	LEHIGH*	31-17	L

2001 (2-8, 1-6 Patriot League)

Coach: Frank Tavani

9/8	at Towson*	16-13 (OT)L	
9/15	at Princeton	cancelled	
9/22	PENN	37-0	L
9/29	at Harvard	38-14	L
10/6	COLUMBIA	31-14	W
10/13	BUCKNELL*	17-16	L
10/20	at Holy Cross*	63-53	L
10/27	COLGATE*	20-16	L
11/3	FORDHAM*	45-24	L
11/10	at Georgetown*	37-17	W
11/17	at Lehigh*	41-6	L

2002 (7-5, 5-2 Patriot League)

Coach: Frank Tavani

9/7	MONMOUTH	30-29	W
9/14	TOWSON*	23-7	W
9/21	PENN	21-52	L
9/28	at Princeton	19-34	L
10/5	at Duquesne	22-23	L
10/12	at Columbia	28-21	W
10/19	GEORGETOWN*	35-17	W
10/26	at Fordham*	26-33	L
11/2	at Colgate*	24-31	L
11/9	at Bucknell*	19-3	W
11/16	HOLY CROSS*	42-13	W
11/23	LEHIGH*	14-7	W

2003 (5-6, 2-5 Patriot League)

Coach: Frank Tavani

9/6	MARIST	49-0	W
9/13	at Towson*	13-19	L
9/27	PRINCETON	28-13	W
10/4	GEORGETOWN*	10-17	L
10/11	COLUMBIA	41-27	W
10/18	at Harvard	27-34	L
10/25	FORDHAM*	30-32	L
11/1	COLGATE*	31-47	L
11/8	BUCKNELL*	35-17	W
11/15	at Holy Cross*	41-13	W
11/22	at Lehigh*	10-30	L

2004 (8-4, 5-1 Patriot League)

Patriot League Champions
Coach: Frank Tavani

9/4	MARIST	48-7	W
9/11	at Georgetown*	17-6	W
9/18	at Princeton	18-35	L
9/25	at Richmond	21-16	W
10/2	HARVARD	23-38	L
10/9	at Columbia	35-14	W
10/16	at Bucknell*	14-13	W
10/23	at Fordham*	35-20	W
11/6	at Colgate*	19-22	L
11/13	HOLY CROSS*	56-20	W
11/20	LEHIGH*	24-10	W
11/27	at Delaware	14-28	L

(NCAA FCS Playoffs)

2005 (8-4, 5-1 Patriot League)

Patriot League Champions
Coach: Frank Tavani

9/13	at Marist	40-21	W
9/10	RICHMOND	7-0	W
9/17	PRINCETON	21-23	L
9/24	FORDHAM*	27-10	W
10/1	at Georgetown*	12-7	W
10/8	COLUMBIA	14-7	W
10/15	HARVARD	17-24	L
10/29	BUCKNELL*	33-20	W
11/5	COLGATE*	15-18	L
11/13	at Holy Cross*	41-21	W
11/20	at Lehigh*	23-19	W
11/27	at Appalachian State	23-34	L

(NCAA FCS Playoffs)

2006 (6-6, 5-1 Patriot League)

Patriot League Champions
Coach: Frank Tavani

9/2	at Sacred Heart	25-14	W
9/9	at Bucknell*	21-0	W
9/16	PENN	21-11	L
9/23	at Princeton	26-14	L
9/30	YALE	37-34	L
10/14	at Harvard	24-7	L
10/21	HOLY CROSS	38-28	L
10/28	at Colgate*	27-10	W
11/4	at Fordham*	31-24	W
11/11	GEORGETOWN*	45-14	W
11/18	LEHIGH*	49-27	W
11/25	at Massachusetts	35-14	L

(NCAA FCS Playoffs)

Lafayette Football 2007-2019

2007 (7-4, 4-2 Patriot League)

Coach: Frank Tavani			
9/1	MARIST	49-10	W
9/8	at Georgetown*	28-7	W
9/15	at Penn	8-7	W
9/22	PRINCETON	20-14	L
10/6	COLUMBIA	29-0	W
10/13	at Harvard	44-23	L
10/20	FORDHAM*	36-27	L
10/27	COLGATE*	31-21	L
11/3	BUCKNELL*	34-7	W
11/10	at Holy Cross*	31-21	W
11/18	at Lehigh*	21-17	W

2008 (7-4, 3-3 Patriot League)

Coach: Frank Tavani			
9/6	at Marist	28-6	W
9/13	GEORGETOWN*	24-6	W
9/27	PENN	24-17	W
10/4	HARVARD	27-13	L
10/11	at Columbia	13-3	W
10/18	at Liberty	35-21	W
10/25	at Fordham*	48-13	W
11/1	at Colgate*	21-13	L
11/8	at Bucknell*	38-21	W
11/15	HOLY CROSS*	27-26	L
11/22	LEHIGH*	31-15	L

2009 (8-3, 4-2 Patriot League)

Coach: Frank Tavani			
9/12	at Georgetown*	28-3	W
9/19	LIBERTY	19-13	L
9/26	PENN	20-17(OT)W	
10/3	at Yale	31-14	W
10/10	COLUMBIA	24-21	W
10/17	at Harvard	35-18	W
10/24	FORDHAM*	26-21	W
10/31	BUCKNELL*	35-14	W
11/7	COLGATE*	56-49	W
11/14	at Holy Cross*	28-26	L
11/21	at Lehigh*	27-21 (OT)L	

2010 (2-9, 1-4 Patriot League)

Coach: Frank Tavani			
9/11	GEORGETOWN*	28-24	L
9/18	at Penn	19-14	L
9/25	at Princeton	36-33(20T)	L
10/2	HARVARD	35-10	L
10/9	at Columbia	42-28	L
10/16	STONY BROOK	28-21	W
10/23	at Fordham	14-10	L
10/30	at Bucknell*	33-22	W
11/6	at Colgate*	24-14	L
11/13	HOLY CROSS*	37-27	L
11/20	LEHIGH*	20-13	L

2011 (4-7, 1-4 Patriot League)

Coach: Frank Tavani			
9/3	at North Dakota St.	42-6	L
9/10	at Georgetown*	14-13	L
9/17	at Penn	37-12	W
9/24	at Stony Brook	37-20	L
10/1	HARVARD	31-3	L
10/15	YALE	28-19	W
10/22	FORDHAM	45-24	W
10/29	BUCKNELL*	39-13	L
11/5	COLGATE*	37-24 (OT)W	
11/12	at Holy Cross*	29-24	L
11/19	at Lehigh*	37-13	L

2012 (5-6, 2-3 Patriot League)

Coach: Frank Tavani			
9/8	at William & Mary	17-14	W
9/15	PENN	28-21	W
9/22	at Bucknell*	20-14	W
9/29	at Robert Morris	31-28	L
10/6	PRINCETON	35-14	L
10/13	at Yale	20-10	W
10/20	HOLY CROSS*	30-13	W
10/27	GEORGETOWN*	20-17	L
11/3	at Colgate*	65-41	L
11/10	at Fordham	36-27	L
11/17	LEHIGH*	38-21	L

2013 (5-7, 4-1 Patriot League)

Patriot League Champions			
Coach: Frank Tavani			
9/7	SACRED HEART	26-24	L
9/14	WILLIAM & MARY	34-6	L
9/21	at Penn	27-21	L
10/5	BUCKNELL*	31-7	W
10/12	at Princeton	42-26	L
10/19	at Harvard	35-16	L
10/26	at Holy Cross*	41-23	W
11/2	at Georgetown*	45-27	W
11/9	COLGATE*	28-24	L
11/16	FORDHAM	27-14	W
11/23	at Lehigh*	50-28	W
11/30	at New Hampshire	45-7	L
(NCAA FCS Playoffs)			

2014 (5-6, 2-3 Patriot League)

Coach: Frank Tavani			
9/6	at Sacred Heart	27-14	L
9/13	ROBERT MORRIS	50-3	W
9/20	at William & Mary	33-19	L
9/27	WAGNER	35-23	W
10/3	at Fordham*	42-18	L
10/11	GEORGETOWN*	24-21	W
10/18	at Harvard	24-14	L
10/25	HOLY CROSS*	24-14	L
11/1	at Bucknell*	27-24 (OT)	L
11/8	at Colgate*	19-16	W
11/22	vs. Lehigh	27-7	W
at Yankee Stadium			

2015 (1-10, 0-6 Patriot League)

Coach: Frank Tavani			
9/5	WILLIAM & MARY	34-7	L
9/12	at Delaware	19-9	L
9/19	PRINCETON	40-7	L
9/26	at Wagner	35-24	W
10/3	FORDHAM*	35-7	L
10/10	at Georgetown*	38-7	L
10/17	HARVARD	42-0	L
10/24	at Holy Cross*	42-0	L
10/31	BUCKNELL*	35-24	L
11/7	COLGATE*	28-19	L
11/21	at Lehigh*	49-35	L

2016 (2-9, 1-5 Patriot League)

Coach: Frank Tavani			
9/2	at Central Conn. St.	24-10	W
9/10	DELAWARE	24-6	L
9/17	at Princeton	35-31	L
9/24	VILLANOVA	31-14	L
10/1	HOLY CROSS*	38-28	L
10/8	at Fordham*	58-34	L
10/15	at Army	62-7	L
10/22	at Bucknell*	42-0	L
10/29	GEORGETOWN*	17-3	W
11/12	at Colgate*	38-17	L
11/19	LEHIGH*	45-21	L

2017 (3-8, 3-3 Patriot League)

Coach: John Garrett			
9/2	at Monmouth	31-12	L
9/9	SACRED HEART	38-24	L
9/16	at Villanova	59-0	L
9/23	PRINCETON	38-17	L
9/30	at Holy Cross*	10-7	W
10/7	FORDHAM*	14-10	W
10/14	at Harvard	38-10	L
10/21	BUCKNELL*	13-7	L
11/4	at Georgetown*	7-0	W
11/11	COLGATE*	27-0	L
11/18	at Lehigh*	38-31	L

2018 (3-8, 2-4 Patriot League)

Coach: John Garrett			
9/1	at Sacred Heart	35-6	L
9/8	at Delaware	37-0	L
9/15	MONMOUTH	24-20	L
9/22	at Colgate*	45-0	L
9/29	CENTRAL CONN ST.	31-24	W
10/13	GEORGETOWN*	13-6	L
10/20	at Bucknell*	29-27	W
10/27	at Fordham*	21-13	W
11/3	HOLY CROSS*	40-14	L
11/10	at Army	31-13	L
11/17	LEHIGH*	34-3	L

2019

Coach: John Garrett			
8/31	at William & Mary	6 p.m.	
9/7	at Monmouth	1 p.m.	
9/14	SACRED HEART	12:30 p.m.	
9/21	at Albany	7 p.m.	
9/28	PENN	3:30 p.m.	
10/11	at Princeton	7 p.m.	
10/19	at Georgetown*	12 p.m.	
10/26	BUCKNELL*	3:30 p.m.	
11/2	FORDHAM*	12:30 p.m.	
11/9	at Holy Cross*	12:00 p.m.	
11/16	COLGATE*	12:30 p.m.	
11/23	at Lehigh*	12:30 p.m.	

* denotes conference games

All-Time Record:
678-613-39 (.524)

All-Time Record vs. Patriot League Members:
201-194-16 (.509)

Record in Patriot League Play:
(1986-present): 91-91-1 (.500)

2020 SCHEDULE

SEPTEMBER

5	at Sacred Heart
12	at Navy
19	WILLIAM & MARY
26	at Penn

OCTOBER

3	at Fordham
10	at Bucknell
17	HARVARD
24	BYE
31	GEORGETOWN

NOVEMBER

7	HOLY CROSS
14	at Colgate
21	LEHIGH

2021 SCHEDULE

SEPTEMBER

4	at Air Force
11	at William & Mary
18	MONMOUTH
25	PENN

OCTOBER

2	FORDHAM
9	BUCKNELL
16	at Harvard
23	BYE
30	at Georgetown

NOVEMBER

6	at Holy Cross
13	COLGATE
20	at Lehigh

2022 SCHEDULE

SEPTEMBER

3	SACRED HEART
10	at Temple
17	WILLIAM & MARY
24	at Penn

OCTOBER

1	at Bucknell
8	PRINCETON
15	BYE
22	HOLY CROSS
29	GEORGETOWN

NOVEMBER

5	at Colgate
12	at Fordham
19	LEHIGH

Home contests in CAPS
SCHEDULES ARE TENTATIVE