

# The Tradition



# Tradition of Excellence

## Milestone Football Wins

Since fielding its first college football team in the fall of 1882, Lafayette has had a proud, colorful gridiron tradition on the way to a total of 620 victories. Football followers on College Hill have been able to lay claim to two outright national championships and a share of still another. In 1896, Lafayette and Princeton both claimed a piece of the national championship following a scoreless tie. The Leopards finished the season 11-0-1 while the Tigers were 10-0-1. Undefeated 9-0 records in 1921 and 1926 gave Lafayette followers reason to believe they were number one in the country both seasons.

Victory #	Year	Opponent (Score)
1	1883	Rutgers (25-0)
58	1896	Princeton (0-0) (tied for national championship)
100	1900	Dickinson (10-6)
200	1915	Pennsylvania (17-0)
231	1921	Lehigh (28-6) (clinched national championship)
261	1926	Pittsburgh (17-7) (clinched national championship)
300	1934	Muhlenberg (19-0)
315	1938	Penn State (7-0) (last meeting)
326	1940	Army (19-0) (lone win in series to date)
348	1944	Lehigh (64-0) (biggest win in series to date)
400	1959	Temple (52-20)
500	1982	Kutztown State (36-3)
600	2003	Marist (49-0)
612	2004	Lehigh (24-10) (clinched first-ever postseason berth)

## Games Played Leaders

John Underwood of *Sports Illustrated* once said of college football: "It is a game of ancient rivalries that inspires genuine loathing, not for a weekend but for a lifetime. It is traditional games, whose meaning is deep...there is a spirit about it, a drawing together."

Rivalry	Games Played
Lafayette-Lehigh	141
Princeton-Yale	128
Harvard-Yale	122
Amherst-Williams	120
Albion-Kalamazoo	120
Bowdoin-Colby	117
Knox-Monmouth (IL)	117
Minnesota-Wisconsin	115
Richmond-William & Mary	115
Coe-Cornell (IA)	115
Kansas-Missouri	116
Cornell-Pennsylvania	112
Kansas-Nebraska	112
Texas-Texas A&M	112

## Lafayette Ranks 33rd in All-Time Wins

Lafayette College fielded its first football team in 1882 and won its first game in the fourth contest of the following season, defeating Rutgers, 25-0. Since that initial win, the Leopards have joined the elite group of institutions with 600 or more football victories. Lafayette played its 1,000th football game of all-time on Sept. 16, 1989, and was the first founding Patriot League school to eclipse the 500-victory plateau.

Rank	School	NCAA Division	# of Wins
1.	Michigan	I-A	849
2.	Yale	I-AA	830
3.	Notre Dame	I-A	810
4.	Texas	I-A	798
5.	Nebraska	I-A	794
6.	Alabama	I-A	782
7.	Pennsylvania	I-AA	781
T8.	Harvard	I-AA	774
T8.	Ohio State	I-A	774
10.	Penn State	I-A	770
11.	Princeton	I-AA	763
12.	Oklahoma	I-A	757
13.	Tennessee	I-A	751
T14.	Fordham	I-AA	722
T14.	Southern California	I-A	722
16.	Georgia	I-A	691
17.	Louisiana State	I-A	669
18.	Syracuse	I-A	665
19.	Auburn	I-A	656
20.	Colorado	I-A	649
21.	Wittenberg	III	648
22.	West Virginia	I-A	642
23.	Washington	I-A	641
T24.	Dartmouth	I-AA	638
T24.	Miami (Ohio)	I-A	638
T24.	Texas A&M	I-A	638
27.	Georgia Tech	I-A	635
28.	Pittsburgh	I-A	631
29.	Arkansas	I-A	630
30.	Army	I-A	628
T31.	Minnesota	I-A	623
T31.	North Carolina	I-A	623
33.	<b>LAFAYETTE</b>	<b>I-AA</b>	<b>620</b>
34.	Delaware	I-AA	613
35.	Lehigh	I-AA	609
36.	Clemson	I-A	608
37.	Navy	I-A	607
38.	Florida	I-A	606
39.	Cornell	I-AA	603




# Lafayette All-Americans

## Academic All-America Selections

Selected by College Sports Information Directors of America (CoSIDA)

- 1971 Pete Tonks, 2nd-team (fullback / economics); (College Division)  
 1974 Mike Kline, 1st-team (defensive back / biology); (College Division)  
 1975 Mike Kline, 2nd-team (defensive back / biology); (College Division)  
 1977 Vic Angeline, 2nd-team (defensive back / civil engineering); (College Division)  
 Kevin McCarthy, 2nd-team (defensive end / electrical engineering); (College Division)  
 1979 Ed Rogusky, 1st-team (halfback / biology); (College Division)  
 1980 Ed Rogusky, 1st-team (halfback / biology); (University Division)  
 1982 Joe Calhoun, District II (defensive end / biology); (University Division)  
 1994 Jeff Denning, District II (offensive tackle / engineering); (University Division)  
 Jason McLaughlin, District II (placekicker / chemistry); (University Division)  
 1995 Jeff Denning, District II (offensive tackle / engineering); (University Division)  
 Craig Hansen, District II (defensive lineman / liberal arts); (University Division)  
 1996 Craig Hansen, District II (defensive lineman / liberal arts); (University Division)  
 Barrett Hammons, District II (flanker / psychology); (University Division)  
 Joe Luke, District II (flanker / biology); (University Division)  
 Mike Steeber, District II (defensive back / economics); (University Division)  
 1997 Craig Hansen, District II (defensive lineman / liberal arts); (University Division)  
 Tom Falzone, District II (split end / economics); (University Division)  
 1998 Mike Steeber, District II (defensive back / economics); (University Division)  
 Damian Wroblewski, District II (offensive lineman / liberal arts); (University Division)  
 Phil Yarberough, District II (split end / economics); (University Division)  
 1999 Kenya Allen, District II (defensive back / economics & business); (University Division)  
 Stewart Kupfer, District II (defensive end / economics & business); (University Division)  
 2000 Kenya Allen, District II (defensive back / economics & business); (University Division)  
 Jamie Anzalone, District II (defensive back / government and law); (University Division)  
 Stewart Kupfer, District II (tight end / chemistry); (University Division)  
 Stewart Kupfer, District II (tight end / economics & business); (University Division)  
 Chad Ritchie, District II (quarterback / economics & business); (University Division)  
 2001 Jamie Anzalone, District II (defensive back / government & law); (University Division)  
 Matt Hinzpeter, District II (defensive lineman / psychology and economics & business); (University Division)  
 Herb Kennedy, District II (defensive back / chemistry); (University Division)  
 Curt Wilson, District II (offensive line / mechanical engineering); (University Division)  
 Stewart Kupfer, National 2nd team & District II (tight end / economics & business); (University Division)  
 Chad Ritchie, District II (quarterback / economics & business); (University Division)  
 2002 Jamie Anzalone, District II (defensive back / government and law); (University Division)  
 Stephen Bono, District II (offensive line / mechanical engineering); (University Division)  
 Herb Kennedy, District II (defensive back / chemistry); (University Division)  
 Michael O'Connor, District II (quarterback / economics & business); (University Division)  
 Curt Wilson, District II (offensive line / mechanical engineering); (University Division)  
 2003 Stephen Bono, District II (offensive line / civil engineering); (University Division)  
 Curt Wilson, District II (offensive line / mechanical engineering); (University Division)  
 2004 Stephen Bono, National 1st Team and District II (offensive line / civil engineering); (University Division)  
 Brad Maurer, District II (quarterback / neuroscience); (University Division)  
 2005 Maurice Bennett, District II (linebacker / economics & business); (University Division)  
 Brad Maurer, District II (quarterback / neuroscience); (University Division)



Dave Pyne '94 became the second Leopard griddier ever to play in the Hula Bowl, joining quarterback Frank Baur '90. Baur (right) was named the "Player of the Year" in ECAC Division I-AA in 1988 and led the nation in passing efficiency.

## All-America Selections

- 1897 Charles Rinehart, 2nd-team (guard); *Walter Camp*  
 George Walbridge, 3rd-team (back); *Walter Camp*  
 1899 Henry Trout, 3rd-team (guard); *Walter Camp*  
 1900 David Cure, 2nd-team (fullback); *Walter Camp*  
 Walter Bachman, 2nd-team (center); *Walter Camp*  
 1901 David Cure, 2nd-team (fullback); *Walter Camp*  
 Walter Bachman, 2nd-team (center); *Walter Camp*  
 1908 George McCaa, 3rd-team (fullback); *Walter Camp*  
 1909 George McCaa, 3rd-team (fullback); *Walter Camp*  
 1911 Frank Kelly, 2nd-team (guard); *Walter Camp*  
 1919 Joseph DuMoe, 2nd-team (end); *Walter Camp*  
 1921 Frank Schwab, 1st-team (guard); *Walter Camp*  
 1922 Frank Schwab, 1st-team (guard); *Walter Camp*  
 1923 Arthur Deibel, 2nd-team (tackle); *Walter Camp*  
 1924 Charlie Berry, 1st-team (end); *Walter Camp*  
 1926 George "Mike" Wilson, 1st-team (halfback); *Newspaper Enterprise Association*  
 George "Mike" Wilson, 2nd-team (halfback); *New York Sun*  
 George "Mike" Wilson, 3rd-team (halfback); *New York Telegraph*  
 Frank Kirkleski, 2nd-team (halfback); *New York Telegraph*  
 Frank Kirkleski, 3rd-team (halfback); *The New York World*  
 Bill Cothran, 2nd-team (tackle); *New York Telegraph*  
 1937 Tony Cavallo, honorable mention (halfback); *Associated Press*  
 1940 James Farrell, honorable mention (halfback); *Associated Press*  
 George Mayer, honorable mention (halfback); *Associated Press*  
 1972 Tony Giglio, honorable mention (halfback); *Associated Press (College Division)*  
 1973 Tony Giglio, 3rd-team (halfback); *Associated Press (College Division)*  
 1974 Mike Slattery, honorable mention (defensive back); *Associated Press (College Division)*  
 1977 Blake Steele, honorable mention (defensive tackle); *Associated Press (College Division)*  
 Rob Stewart, honorable mention (quarterback); *Associated Press (College Division)*  
 1978 Tim Gerhart, honorable mention (defensive end); *Associated Press (Division I-AA)*  
 1979 Tim Gerhart, 2nd-team (defensive end); *Associated Press (Division I-AA)*  
 Bob Rasp, honorable mention (defensive back); *Associated Press (Division I-AA)*  
 Dave Shea, honorable mention (defensive back); *Associated Press (Division I-AA)*  
 Joe Skladany, honorable mention (linebacker); *Associated Press (Division I-AA)*  
 Rich Smith, honorable mention (tight end); *Associated Press (Division I-AA)*  
 Rich Smith 1st team (tight end); *Kodak AFCA*  
 1981 Joe Skladany, 1st-team (linebacker); *Associated Press (Division I-AA)*  
 Steve Biale, honorable mention (offensive guard); *Associated Press (Division I-AA)*  
 Rodger Shepko, honorable mention (halfback); *Associated Press (Division I-AA)*  
 1982 Tony Green, 1st-team (middle guard); *Kodak (Division I-AA)*  
 Tony Green, honorable mention (middle guard); *Associated Press (Division I-AA)*  
 Frank Novak, honorable mention (quarterback); *Associated Press (Division I-AA)*  
 Ed Stahl, honorable mention (offensive tackle); *Associated Press (Division I-AA)*  
 1984 Ryan Priest, honorable mention (running back); *Associated Press (Division I-AA)*  
 1988 Frank Baur, 1st-team (quarterback); *Associated Press (Division I-AA)*  
 Frank Baur, 1st-team (quarterback); *Football Gazette*  
 Frank Baur, 2nd-team (quarterback); *Sports Network*  
 Tom Costello, honorable mention (running back); *Associated Press (Division I-AA)*  
 Phillip Ng, honorable mention (wide receiver); *Associated Press (Division I-AA)*  
 1989 Frank Baur, participant (quarterback); *1990 Hula Bowl*  
 1991 Ed Hudak, honorable mention (offensive guard); *Sports Network*  
 1992 Ed Hudak, 1st-team (offensive guard); *Kodak (Division I-AA)*  
 Ed Hudak, 1st-team (offensive guard); *Football Gazette*  
 Ed Hudak, 2nd-team (offensive guard); *Associated Press (Division I-AA)*  
 Ed Hudak, honorable mention (offensive guard); *Sports Network*  
 1993 Dave Pyne, participant (offensive guard); *1994 Hula Bowl*  
 Ed Sasso, honorable mention (defensive tackle); *Sports Network*  
 Erik Marsh, honorable mention (tailback); *Sports Network*  
 Erik Marsh, 1st-team (tailback); *All-Fraternity*  
 1994 Erik Marsh, 1st-team (tailback); *All-Fraternity*  
 1996 B.J. Gallis, 3rd-team (defensive back); *Associated Press*  
 1997 Dan Bengele, 2nd-team (linebacker); *Associated Press*  
 Dan Bengele, 3rd-team (linebacker); *Sports Network*  
 2000 Phil Yarberough, honorable mention (wide receiver); *Football Gazette*  
 2002 Joe McCourt, 3rd-team (tailback); *Football Gazette*  
 Kevin Moss, honorable mention (offensive line); *Football Gazette*  
 Chris Royle, honorable mention (offensive line); *Football Gazette*  
 2003 Joe McCourt, 3rd-team (tailback); *Football Gazette*  
 Kevin Moss, honorable mention (offensive line); *Football Gazette*  
 2004 Joe McCourt, 1st-team (tailback); *American Football Coaches Association*  
 Joe McCourt, 2nd-team (tailback); *College Sports Report.com*  
 Joe Ungrady, honorable mention (offensive line); *College Sports Report.com*  
 2005 Maurice Bennett, 1st-team (linebacker); *The Sports Network, Associated Press*  
 Maurice Bennett, 2nd-team (linebacker); *Football Gazette, College Sports Report.com, The Sports Xchange*



# Lafayette Most Valuable Players


Sponsored by the late Hugh H. Stoney Jones '27 (awarded since 1971)




1971  
Barry Hughes '72, DB



1972, 1973  
Tony Giglio '74, HB



1974  
Mike Slattery '75, DB



1975  
Dick Galbally '76, LB



1976  
Mark Jones '77, QB



1977  
Blake Steele '78, DT



1978  
Jim Medes '79, DB



1979  
Bob Rasp '80, DB



1980, 1981  
Joe Skladany '82, LB



1982  
Frank Novak '84, QB



1983, 1984  
Ryan Priest '87, HB



co-1985  
Frank Gaziano '86, LB



co-1985  
Craig Parsons '86, FB



1986  
Bruce McIntyre '87, HB



co-1987  
Jim Johnson '88, WR



co-1987  
Dave MacPhee '88, DB



1988  
Frank Baur '90, QB



1989  
Tom Costello '92, TB



1990  
Dave Baird '91, WR



1991  
Rob Kulbacki '92, DB



1992  
Tom Kirchoff '93, QB



1993, 1994  
Erik Marsh '95, TB



1995  
Gavin Morrissey '96, DT



1996  
B.J. Gallis, DB




1997  
Dan Bengel '98, LB



1998  
Damian Wroblewski '99, C



1999  
Angel Colon '00, FS



2000  
Phil Yarborough '01, WR



2001  
Stewart Kupfer '02, TE



2002  
Chris Partridge '02, LB



2003  
Marko Glavic '04, QB



2004  
Joe McCourt '05, TB



2005  
Maurice Bennett '06, LB



# Team Records

## SINGLE GAME

### RUSHING

Most Rushes: 69 vs. Bucknell (1996)  
 Most Net Yds. Gained: 528 vs. Lehigh (1943)  
 Fewest Net Yds. Gained: -17 vs. Delaware (1963)  
 Highest Avg. Yds./Rush: 8.5 (38 att., 323 yds.)  
     vs. Mercyhurst (1988)  
     (45 att., 383 yds.)  
     vs. Princeton (1992)  
 Most Touchdowns Rushing: 12 vs. Catholic (1920)

### PASSING

Most Yds. Gained: 454 vs. Columbia (2003)  
 Highest Completion % (min. 10 att.):  
     86.7% (13-of-15) vs. Columbia (2004)  
 Most Touchdown Passes: 5 vs. Columbia (2003)  
     vs. Holy Cross (1996)  
     vs. Buffalo (1992)  
     vs. Colgate (1988)  
     vs. Army (1986)

### TOTAL OFFENSE (rushing plus passing)

Most Offensive Plays: 95 vs. Wagner (1976)  
 Most Net Yds. Gained: 628 vs. Lehigh (1988)  
 Highest Avg. Yds./Play:  
     10.3 (60 plays, 613 yds.) vs. Mercyhurst (1988)

### SCORING

Most Points: 84 vs. Catholic (1920)  
     vs. Albright (1928)  
 Most PAT Made (Kicking): 12 vs. Catholic (1920)  
 Most Field Goals: 5 vs. Lebanon Valley (1905)

### FIRST DOWNS

Most First Downs: 33 vs. Army (1987)

### PUNTING

Most Punts: 22 vs. Lehigh (1938)  
 Highest Avg./Punt (min. 5 punts):  
     54.0 (5 punts, 270 yds.) vs. Muhlenberg (1941)

### INTERCEPTIONS

Most Passes Intercepted: 7 vs. Ursinus (1944)

## SEASON

### RUSHING

Most Rush Attempts: 577 (12 gms.; 2004)  
 Most Net Yds. Gained: 2,758 (9 gms.; 1940)  
 Highest Avg. Yds./Rush: 5.6 (492 att., 2,758 yds.), (9 gms.; 1940)  
 Highest Avg. Yds./Game: 306.4 (492 att., 2,758 yds.), (9 gms.; 1940)

### PASSING

Most Pass Attempts: 448 (11 gms.; 2000)  
 Most Pass Completions: 236 (11 gms.; 2003)  
     (11 gms.; 1987)  
 Highest Completion %: 64.3% (151-of-235); (12 gms.; 2004)  
 Most Yds. Gained: 3,007 (11 gms.; 1988)  
 Most Touchdown Passes: 29 (11 gms.; 1992)  
 Highest Avg. Yds./Game: 306.4 (9 gms., 2,758 yds.) (1940)  
 Most Interceptions Thrown: 24 (10 gms.; 1969)  
 Fewest Interceptions Thrown: 7 (8 gms.; 1955); (11 gms.; 1981)

### TOTAL OFFENSE (rushing plus passing)

Most Offensive Plays: 905 (12 gms.; 2002)  
 Most Net Yds. Gained: 5,262 (11 gms.; 1988)  
 Highest Avg. Yds./Play: 6.69 (787 plays, 5,262 yds.)  
     (11 gms.; 1988)  
 Highest Avg. Yds./Game: 478.4 (11 gms., 5,262 yds.) (1988)

### SCORING

Most Points: 420 (11 gms.; 1988)  
 Most Touchdowns: 56 (11 gms.; 1988)  
 Most PAT Made (Kicking): 51 (51 att.) (11 gms.; 1988)  
 Most Field Goals: 16 (12 gms.; 2002)

### PUNTING

Most Punts: 83 (10 gms.; 1968)  
 Highest Avg. Yds./Punt: 39.5 (10 gms.; 1965)

### RUSHING DEFENSE

Fewest Rush Attempts: 256 (10 gms.; 1970)  
 Fewest Net Yds. Gained: 600 (9 gms.; 1939)  
 Lowest Avg. Yds./Rush: 2.1 (307 att., 634 yds.)  
     (9 gms.; 1940)  
 Lowest Avg. Yds./Game: 66.7 (9 gms., 600 yds.) (1939)

### PASS DEFENSE

Fewest Pass Attempts: 67 (8 gms.; 1938)  
 Fewest Pass Completions: 24 (8 gms.; 1938)  
 Lowest Completion %: 27.7% (43-of-155) (8 gms.; 1951)  
 Fewest Yds. Gained: 236 (8 gms.; 1938)  
 Fewest Touchdown Passes: 0 (7 gms.; 1944)  
 Lowest Avg. Yds./Game: 29.5 (8 gms., 236 yds.) (1938)  
 Most Passes Intercepted: 27 (11 gms.; 1986)

### TOTAL DEFENSE (rushing plus passing)

Fewest Offensive Plays: 367 (9 gms.; 1939)  
 Fewest Net Yds. Gained: 1,130 (8 gms.; 1938)  
 Lowest Avg. Yds./Play: 2.68 (493 plays, 1,322 yds.)  
     (9 gms.; 1940)  
 Lowest Avg. Yds./Game: 141.3 (8 gms., 1,130 yds.) (1938)

### SCORING DEFENSE

Fewest Points: 6 (8 gms.; 1937)  
 Fewest Touchdowns: 1 (8 gms.; 1937)

### KICKING DEFENSE

Most Punts: 101 (10 gms.; 1968)  
 Lowest Avg. Yds./Punt: 29.2 (9 gms.; 1956); (8 gms.; 1955)  
 Most Kicks Blocked: 10 (8 punts, 1 PAT, 1 FG)

## McGaughey Memorial Award

The late George McGaughey, an outstanding football player at Bucknell University and later a coach



at Lafayette College, is honored each year through an award established by gifts from his friends at both schools.

The George L. McGaughey Memorial Award is presented each year

to the outstanding players on both teams in the Bucknell-Lafayette football game. The selections are made by the coaching staffs at each school, and the first awards were presented for the 1983 game won by Lafayette, 33-3.

The initial winners were both senior co-captains, Lafayette quarterback Frank Novak and Bucknell center Shane Snyder.

A 1935 Bucknell graduate and one of the finest centers in the school's history, McGaughey was a standout on the Bison team that defeated Miami (FL), 26-0, in the inaugural Orange Bowl game on January 1, 1935. McGaughey, who died in June of 1983, was a teacher, intramural director, and assistant football coach at Lafayette for 32 years. He was inducted into Bucknell's Athletic Hall of Fame in November 1982 and entered Lafayette's Hall of Fame the following January.

Lafayette's McGaughey Award winners through the years:

1983	Frank Novak, QB, Sr.
1984	Frank Gaziano, LB, Jr.
1985	Frank Baur, QB, Fr.
1986	Mike Joseph, DB, Jr.
1987	Horace Davis, LB, Sr.
1988	Frank Baur, QB, Jr.
1989	Darryl Boich, LB, Sr.
1990	Kevin McManus, LB, So.
1991	Rob Kulbacki, DB, Sr.
1992	Phil Robinson, TB, Sr.
1993	Jason Carnevale, QB, Sr.
1994	Shawn McHale, QB, So.
1995	Leonard Moore, TB, Fr.
1996	B.J. Gallis, DB, Sr.
1997	Mike Palos, QB, So.
1998	Bryant Ibekwe, DB, So.
1999	Harry Armstrong, QB, So.
2000	Phil Yarberough, WR, Sr.
2001	Nick Boccagno, LB, Sr.
2002	Greg Gibbs, DL, So.
2003	Joe McCourt, TB, Jr.
2004	Andrew Brown, DL, Jr.
2005	Brad Maurer, QB, Jr.





**JOE MCCOURT '05**

### Individual Records

#### Most Rush Attempts:

Game:	46	Erik Marsh vs. Lehigh (1992)
Season:	314	Joe McCourt (2002)
Career:	1037	Erik Marsh (1991-94)

#### Most Net Yards Gained:

Game:	269	Nick Kowgios vs. Princeton (1982)
Season:	1441	Erik Marsh (1993)
Career:	4834	Erik Marsh (1991-94)

#### Highest Average Yards/Rush:

Game (min. 8 att.):	24.2 (9 att., 220 yds.)	Frank Raba vs. Rutgers (1944)
Season (min. 70 att.):	7.3 (75 att., 549 yds.)	Joe O'Lenic (1953)
Career (min. 150 att.):	5.7 (357 att., 2023 yds.)	Rodger Shepko (1979-82)

#### Most Touchdowns:

Season:	16	Joe McCourt (2004), Tom Costello (1989)
Career:	50	Joe McCourt (2001-04)

#### Longest Run from Scrimmage:

82 yds.	Greg DeSanty vs. Gettysburg (1975; modern record)
102 yds.	George McCaa vs. Swarthmore (1909)

### Top 10 Performances

#### Most Rush Attempts:

Single Game:	1. 46 Erik Marsh vs. Lehigh, 1992
	2. 45 Tom Costello vs. Lehigh, 1989
	3. 45 Bob Zimmers vs. Bucknell, 1967
	4. 41 Erik Marsh vs. Colgate, 1992
	4. 41 John Kahn vs. Columbia, 1991
	6. 40 Ryan Priest vs. Kutztown, 1983
	7. 38 Joe McCourt vs. Holy Cross, 2002
	8. 37 Joe McCourt vs. Lehigh, 2002
	8. 37 Ryan Priest vs. Colgate, 1984
	10. 36 Joe McCourt vs. Columbia, 2004

#### Single Season:

1.	314	Joe McCourt (2002)
2.	304	Erik Marsh (1993)
3.	289	Erik Marsh (1994)
4.	284	Erik Marsh (1992)
5.	256	Tom Costello (1989)
6.	250	Joe McCourt (2004)
7.	245	Joe McCourt (2003)
8.	233	Ryan Priest (1984)
9.	228	Tony Giglio (1973)
10.	213	John Orrico (1977)

#### Career:

1.	1037	Erik Marsh (1991-94)
2.	955	Joe McCourt (2001-04)
3.	705	Leonard Moore (1995-98)
4.	581	Tom Costello (1988-90)
5.	547	Ryan Priest (1982-85)
6.	504	Tony Giglio (1971-73)
7.	439	Nick Kowgios (1981-84)
8.	432	Bob Zimmers (1967-69)
9.	430	John Orrico (1975-77)
10.	406	Don Nikles (1957-58)

#### Most Net Yards Gained:

Single Game:	1. 296 Nick Kowgios vs. Princeton (1982)
	2. 256 Jack O'Reilly vs. Lehigh (1927)
	3. 254 Tom Triolo vs. Gettysburg (1968)
	4. 251 Erik Marsh vs. Lehigh (1992)
	251 Bruce McIntyre vs. Lehigh (1986)
	6. 249 Erik Marsh vs. Lehigh (1993)
	7. 245 Tom Costello vs. Lehigh (1989)
	245 Rodger Shepko vs. U.S.M.M.A (1981)
	9. 243 George "Mike" Wilson vs. Lehigh (1926)
	10. 238 Tony Giglio vs. Colgate (1972)

#### Single Season:

1.	1441	Erik Marsh (1993)
2.	1397	Tom Costello (1989)
3.	1393	Joe McCourt (2002)
4.	1365	Erik Marsh (1992)
5.	1287	Bruce McIntyre (1986)
6.	1280	Rodger Shepko (1981)
7.	1249	Erik Marsh (1994)
8.	1204	Tony Giglio (1972)
9.	1193	Joe McCourt (2004)
10.	1157	Joe McCourt (2003)

#### Career:

1.	4834	Erik Marsh (1991-94)
2.	4474	Joe McCourt (2001-04)
3.	3419	Leonard Moore (1995-98)
4.	2936	Tom Costello (1988-90)
5.	2597	Ryan Priest (1982-85)
6.	2519	Tony Giglio (1971-73)
7.	2169	Bruce McIntyre (1983-86)
8.	2158	Nick Kowgios (1981-84)
9.	2023	Rodger Shepko (1979-82)
10.	1748	Don Nickles (1957-58)

#### Highest Average Yards/Rush:

##### Single Season (min. 70 att.):

1.	7.3	Joe O'Lenic (75 att., 549 yds.) (1953)
2.	6.4	Rodger Shepko (199 att., 1280 yds.) (1981)
3.	6.0	Bruce McIntyre (210 att., 1287 yds.) (1986)
4.	5.8	Tony Giglio (207 att., 1204 yds.) (1972)
5.	5.5	Tom Costello (256 att., 1397 yds.) (1989)
	5.5	Craig Williams (98 att., 540 yds.) (1982)
7.	5.4	Tom Costello (210 att., 1132 yds.) (1988)
	5.4	James Adams (177 att., 349 yds.) (1988)
	5.4	Nick Kowgios (187 att., 1018 yds.) (1982)
10.	5.3	Kurt Bowman (83 att., 443 yds.) (1985)

##### Career (min. 150 att.):

1.	5.7	Rodger Shepko (357 att., 2023 yds.) (1979-82)
2.	5.6	Bruce McIntyre (388 att., 2169 yds.) (1983-86)
3.	5.1	Tom Costello (581 att., 2936 yds.) (1988-90)
4.	5.0	Greg DeSanty (242 att., 1215 yds.) (1973-75)
	5.0	Tony Giglio (504 att., 2519 yds.) (1971-73)
6.	4.9	Nick Kowgios (439 att., 2158 yds.) (1981-84)
	4.9	Charley Bartos (309 att., 1524 yds.) (1958-60)
8.	4.8	Leonard Moore (705 att., 3419 yds.) (1995-98)
<b>9.</b>	<b>4.8</b>	<b>Jonathan Hurt (283 att., 1369 yds.) (2003- )</b>
10.	4.7	Joe McCourt (955 att., 4474 yds.) (2001-04)
	4.7	Erik Marsh (1037 att., 4834 yds.) (1991-94)
	4.7	Kurt Bowman (269 att., 1251 yds.) (1985-88)
	4.7	Ryan Priest (547 att., 2597 yds.) (1982-85)

#### Most Touchdowns:

##### Single Season:

1.	16	Joe McCourt (2004)
	16	Tom Costello (1989)
3.	15	Joe McCourt (2003)
	15	Nick Kowgios (1982)
5.	13	Joe McCourt (2002)
	13	Tony Giglio (1973)
<b>13</b>	<b>Jonathan Hurt (2003- )</b>	
8.	11	Erik Marsh (1994)
	11	Bruce McIntyre (1986)
	11	Craig Williams (1981)

##### Career:

1.	50	Joe McCourt (2001-04)
2.	35	Erik Marsh (1991-94)
3.	30	Nick Kowgios (1981-84)
4.	28	Tom Costello (1988-90)
5.	23	Leonard Moore (1995-98)
6.	22	Tony Giglio (1971-73)
7.	17	John Orrico (1975-77)
8.	16	Bruce McIntyre (1983-86)
<b>9.</b>	<b>16</b>	<b>Jonathan Hurt (2003- )</b>
10.	15	Kurt Bowman (1985-88)
	15	Ryan Priest (1982-85)
	15	Bob Zimmers (1967-69)



## Top 10 Career Rushers

Year	Att	Yards	Avg	TDs	Year	Att	Yards	Avg	TDs	Year	Att	Yards	Avg	TDs
<b>1. Erik Marsh</b>					<b>4. Tom Costello</b>					<b>8. Nick Kowgios</b>				
1991	150	779	5.2	5	1988	210	1132	5.4	10	1981	20	109	5.5	2
1992	284	1365	4.8	10	1989	256	1397	5.5	16	1982	187	1018	5.4	15
1993	304	1441	4.7	9	1990	115	407	3.5	2	1983	106	488	4.6	3
1994	289	1249	4.3	11	Totals	581	2936	5.1	28	1984	126	543	4.3	6
Totals	1037	4834	4.7	35	<b>5. Ryan Priest</b>					<b>9. Rodger Shepko</b>				
<b>2. Joe McCourt</b>					<b>6. Tony Giglio</b>					<b>10. Don Nikles</b>				
2001	146	731	5.0	6	1982	55	331	6.0	1	1979	44	189	4.3	1
2002	314	1393	4.4	13	1983	151	794	5.3	5	1980	37	151	4.0	2
2003	245	1157	4.7	15	1984	233	1111	4.8	5	1981	199	1280	6.4	8
2004	250	1193	4.8	16	1985	51	241	4.7	3	1982	77	603	7.8	3
Totals	955	4474	4.7	50	Totals	547	2597	4.7	14	Totals	357	2023	5.7	14
<b>3. Leonard Moore</b>					<b>7. Bruce McIntyre</b>					<b>1958</b>				
1995	140	665	4.8	7	1984	23	91	4.0	2	Totals	406	1748	4.3	na
1996	166	712	4.3	1	1985	155	791	5.1	3					
1997	190	982	5.2	5	1986	210	1287	6.1	11					
1998	209	1060	5.1	10	Totals	388	2169	5.6	16					
Totals	705	3419	4.8	23										

## Year-by-Year Rushing Leaders (since 1960):

Year	Player	Att.	Yds.	Avg.	TDs
1960	Charley Bartos	172	793	4.3	2
1961	John Contarino	93	348	3.7	2
1962	Ray Moyer	39	158	4.0	1
1963	Allen Ruddy	55	207	3.8	1
1964	Bill Horvath	47	122	2.6	1
1965	Bill Messick	107	356	3.3	2
1966	Rick Craw	170	529	3.1	3
1967	Bob Zimmers	109	368	3.4	2
1968	Tom Triolo	132	588	4.5	3
1969	Tom Triolo	151	612	4.1	9
1970	Tom Conway	159	642	4.0	6
1971	Doug Elgin	188	597	3.2	8
1972	Tony Giglio	207	1204	5.8	7
1973	Tony Giglio	228	1078	4.7	13
1974	Orlando Wright	83	312	3.8	2
1975	Greg DeSanty	189	803	4.2	6
1976	John Orrico	204	829	4.1	7
1977	John Orrico	213	843	4.0	10
1978	Ed Rogusky	129	496	3.8	3
1979	Ed Rogusky	162	574	3.5	4
1980	Roger Curylo	96	353	3.6	0
1981	Rodger Shepko	199	1280	6.4	8
1982	Nick Kowgios	187	1018	5.4	15
1983	Ryan Priest	151	794	5.3	5
1984	Ryan Priest	233	1111	4.8	5
1985	Bruce McIntyre	155	791	5.1	3
1986	Bruce McIntyre	210	1287	6.1	11
1987	James Adams	102	394	3.8	4
1988	Tom Costello	210	1132	5.4	10
1989	Tom Costello	256	1397	5.5	16
1990	Al Rainey	131	496	3.8	2
1991	Erik Marsh	150	779	5.2	5
1992	Erik Marsh	284	1365	4.8	10
1993	Erik Marsh	304	1441	4.7	9
1994	Erik Marsh	289	1249	4.3	11
1995	Leonard Moore	140	665	4.8	7
1996	Leonard Moore	166	712	4.3	1
1997	Leonard Moore	190	982	5.2	5
1998	Leonard Moore	209	1060	5.1	10
1999	Brian Tuma	155	697	4.5	10
2000	Scott Warden	143	457	3.2	5
2001	Joe McCourt	146	731	5.0	6
2002	Joe McCourt	314	1393	4.4	13
2003	Joe McCourt	245	1157	4.7	15
2004	Joe McCourt	250	1193	4.8	16
2005	Jonathan Hurt	197	985	5.0	13



TOM COSTELLO '92

## The Last Time It Happened . .

### ■ Kick Return for a Touchdown

By LAFAYETTE: 9/8/01, Andrew May, 93 yds. at Towson  
By Opponent: 10/21/95, Robert Sewell (Holy Cross), 90 yds.

### ■ Punt Return for a Touchdown

By LAFAYETTE: 10/29/05, Brandon Stanford, 83 yds. vs. Bucknell  
By Opponent: 11/17/01, Jermaine Pugh (Lehigh), 85 yds.

### ■ Interception Return for a Touchdown

By LAFAYETTE: 10/29/05, Tye Murphy, 50 yds. vs. Bucknell  
By Opponent: 9/17/05, Jay McCareins (Princeton), 75 yds.

### ■ Last Shutout

By LAFAYETTE: 9/10/05, 7-0 vs. Richmond  
By Opponent: 9/22/01, 0-37 vs. Pennsylvania

### ■ Rush of More than 50 yards

By LAFAYETTE: 11/19/05, Jonathan Hurt vs. Lehigh, 62 yds.  
By Opponent: 9/24/05, James Prydatko (Fordham), 73 yds.

### ■ Pass Play of More than 50 yards

By LAFAYETTE: 10/15/05, Joe Ort (83 yds.) from Pat Davis vs. Harvard  
By Opponent: 11/19/05, Gerran Walker (79 yds.) from Sedale Threatt (Lehigh)

### ■ 100 yards Rushing (Game)

By LAFAYETTE: 11/26/05, Jonathan Hurt at Appalachian State, 115 yds.  
By Opponent: 11/26/05, Kevin Richardson (Appalachian State), 171 yds.

### ■ 200 yards Rushing (Game)

By LAFAYETTE: 11/18/03, Joe McCourt vs. Bucknell, 209 yds.  
By Opponent: 9/25/04, David Freeman (Richmond), 201 yds.

### ■ 300 yards Passing (Game)

By LAFAYETTE: 11/1/03, Marko Glavic vs. Colgate, 392 yds.  
By Opponent: 11/6/04, Chris Brown (Colgate), 318 yds.

### ■ 400 yards Passing (Game)

By LAFAYETTE: 10/11/03, Marko Glavic vs. Columbia, 453 yds.  
By Opponent: 11/21/92, Scott Semptimpeiter (Lehigh), 480 yds.

### ■ 100 yards Receiving (Game)

By LAFAYETTE: 11/12/05, Brandon Stanford (122 yds., 6 rec.) at Holy Cross  
By Opponent: 11/12/05, Luke Dugan (109 yds., 8 rec.), Holy Cross

### ■ Lafayette was Nationally-Ranked

2005: ranked 20th by ESPN/USA Today, ranked 21st by The Sports Network (Dec. 19, 2005)

### ■ Lafayette Undefeated Season

1940: 9-0 (one of six undefeated seasons in school history)



# Passing Records

## Individual Records

### Most Pass Attempts:

Game: 56 Marko Glavic vs. Colgate (2003)  
 Season: 399 Marko Glavic (2002)  
 Career: 1459 Marko Glavic (2000-03)

### Most Pass Completions:

Game: 34 Marko Glavic at Fordham (2002)  
 Season: 229 Marko Glavic (2003)  
 Career: 820 Marko Glavic (2000-03)

### Highest Completion %:

Game (min. 10 att.): 85.7% (12-of-14)  
**Brad Maurer vs. Columbia (2004)**  
 Frank Baur vs. Kutztown (1988)  
 Season (min. 75 att.): 67.0% (124-of-185)  
**Brad Maurer (2004)**  
 Career (min. 125 att.): 62.0% (253-of-408)  
**Brad Maurer (2004)**

### Most Yards Gained:

Game: 453 Marko Glavic vs. Columbia (2003)  
 Season: 2725 Marko Glavic (2003)  
 Career: 9819 Marko Glavic (2000-2003)

### Most Touchdown Passes:

Game: 5 Frank Baur vs. Army (1987)  
 5 Paul Stuncius vs. Army (1986)  
 Season: 26 Tom Kirchhoff (1992)  
 Career: 62 Marko Glavic (2000-2003)  
 62 Frank Baur (1985, 1987-89)

### Longest Pass:

98 yds. Frank Baur to Maurice Caldwell vs. Columbia (1988; TD)

### Most Interceptions Thrown:

Game: 5 Ed Baker vs. Columbia (1969)  
 Season: 19 Frank Novak (1983)  
 Career: 58 Marko Glavic (2000-03)

### Lowest Interception Percentage:

Game (min. 25 att.): 0.0% by several players  
 Season (min. 100 att.): 1.61% (4 int., 249 att.)  
 Mike Palos (1998)  
 Career (min. 500 att.): 3.98% (58 int., 1459 att.)  
 Marko Glavic (2000-03)

## Top 10 Performances

### Most Pass Attempts:

Single Game:  
 1. 56 Marko Glavic vs. Colgate, 2003  
 2. 55 Marko Glavic vs. Lehigh, 2001  
 3. 52 Marko Glavic vs. Harvard, 2003  
 4. 51 Marko Glavic vs. Fordham, 2002  
 5. 50 Marko Glavic vs. Columbia, 2001  
 6. 49 Marko Glavic vs. Lehigh, 2003  
 7. 48 Frank Novak vs. Colgate, 1983  
 8. 47 Marko Glavic vs. Columbia, 2002  
 9. 45 Frank Baur vs. Cornell, 1988  
 45 Frank Baur vs. Army, 1987

### Single Season:

1. 399 Marko Glavic (2002)  
 2. 390 Marko Glavic (2003)  
 3. 377 Frank Baur (1987)  
 4. 373 Marko Glavic (2001)  
 5. 326 Frank Novak (1983)  
 6. 297 Marko Glavic (2000)  
 297 Shawn McHale (1995)  
 297 Tom Kirchhoff (1991)  
 9. 296 Tom Kirchhoff (1992)  
 10. 295 Frank Baur (1989)  
 295 Rob Stewart (1977)

### Career:

1. 1459 Marko Glavic (2000-03)  
 2. 1103 Frank Baur (1985-89)  
 3. 878 Tom Kirchhoff (1989-90)  
 4. 834 Frank Novak (1981-83)  
 5. 757 Shawn McHale (1994-96)  
 6. 518 Ed Baker (1967-69)  
 7. 507 George Hossenlopp (1962-64)  
 8. 488 Mark Jones (1973-76)  
 9. 484 Mike Palos (1997-98)  
 10. 459 Rob Stewart (1975-77)

### Most Pass Completions:

Single Game:  
 1. 34 Marko Glavic vs. Fordham, 2002  
 2. 33 Marko Glavic vs. Colgate, 2003  
 3. 32 Frank Baur vs. Army, 1987  
 4. 30 Marko Glavic vs. Harvard, 2003  
 30 Marko Glavic vs. Columbia, 2001  
 6. 28 Marko Glavic vs. Lehigh, 2003  
 7. 27 Marko Glavic vs. Holy Cross, 2001  
 8. 25 Marko Glavic vs. Columbia, 2003  
 25 Marko Glavic vs. Lehigh, 2001  
 25 Frank Novak vs. Colgate, 1983

### Single Season:

1. 229 Marko Glavic (2003)  
 2. 221 Marko Glavic (2002)  
 3. 212 Frank Baur (1987)  
 4. 211 Marko Glavic (2001)  
 5. 192 Frank Novak (1983)  
 6. 180 Tom Kirchhoff (1992)  
 7. 169 Frank Baur (1989)  
 8. 166 Tom Kirchhoff (1990)  
 9. 164 Frank Baur (1988)  
 10. 163 Tom Kirchhoff (1991)

### Career:

1. 820 Marko Glavic (2000-03)  
 2. 636 Frank Baur (1985, 1987-89)  
 3. 510 Tom Kirchhoff (1989-92)  
 4. 478 Frank Novak (1981-83)  
 5. 386 Shawn McHale (1994-96)  
**6. 253 Brad Maurer (2004- )**  
 7. 240 Ed Baker (1967-69)  
 8. 233 Mark Jones (1973-76)  
 9. 225 Rob Stewart (1975-77)  
 225 George Hossenlopp (1962-64)

### Highest Completion Percentage:

Single Season (min. 75 att.):  
**1. 67.0% (124-of-185) Brad Maurer (2004)**  
 2. 64.1% (164-of-256) Frank Baur (1988)  
 3. 62.8% (81-of-129) Gary Uzelac (1978)  
 4. 60.8% (180-of-296) Tom Kirchhoff (1992)  
 5. 59.8% (154-of-257) Frank Novak (1982)  
 6. 59.0% (192-of-326) Frank Novak (1983)  
 7. 58.9% (99-of-168) Jason Carnevale (1993)  
 8. 58.7% (229-of-390) Marko Glavic (2003)  
 58.7% (166-of-283) Tom Kirchhoff (1990)  
**10. 57.8% (129-of-223) Brad Maurer (2005)**

Career (min. 125 att.):  
**1. 62.0% (253-of-408) Brad Maurer (2004- )**  
 2. 60.3% (90-of-178) Gary Uzelac (1977-79)  
 3. 58.1% (510-of-878) Tom Kirchhoff (1989-92)  
 4. 57.7% (636-of-1103) Frank Baur (1985, 1987-89)  
 5. 57.3% (478-of-834) Frank Novak (1981-83)  
 6. 56.2% (820-of-1459) Marko Glavic (2000-03)  
 7. 52.0% (233-of-488) Mark Jones (1973-76)  
 52.0% (102-of-196) Pat Davis (2002-05)  
 9. 51.0% (386-of-757) Shawn McHale (1994-96)  
 10. 49.0% (225-of-459) Rob Stewart (1975-77)

### Most Yards Gained:

Single Game:  
 1. 453 Marko Glavic vs. Columbia (2003)  
 2. 400 Frank Baur vs. Army (1987)  
 3. 392 Marko Glavic vs. Colgate (2003)  
 4. 370 Shawn McHale vs. Fordham (1994)  
 5. 352 Tom Kirchhoff vs. Fordham (1990)  
 6. 331 Rich McKay vs. Davidson (1970)  
 7. 329 Marko Glavic vs. Holy Cross (2001)  
 8. 323 Frank Baur vs. Columbia (1988)  
 9. 319 Paul Struncius vs. Army (1986)  
 10. 310 Tom Kirchhoff vs. Columbia (1990)

### Single Season:

1. 2725 Marko Glavic (2003)  
 2. 2670 Marko Glavic (2002)  
 3. 2621 Frank Baur (1988)  
 4. 2526 Frank Baur (1987)  
 5. 2460 Marko Glavic (2001)  
 6. 2356 Frank Novak (1983)  
 7. 2350 Tom Kirchhoff (1992)  
 8. 2257 Frank Novak (1982)  
 9. 2248 Tom Kirchhoff (1990)  
 10. 2177 Frank Baur (1989)

### Career:


1. 9819 Marko Glavic (2000-03)  
 2. 8399 Frank Baur (1985-89)  
 3. 6721 Tom Kirchhoff (1989-92)  
 4. 6378 Frank Novak (1981-83)  
 5. 4970 Shawn McHale (1994-96)  
 6. 2921 Ed Baker (1967-69)  
**7. 2875 Brad Maurer (2004- )**  
 8. 2782 Mark Jones (1973-76)  
 9. 2684 Gary Marshall (1964-66)  
 10. 2656 Rob Stewart (1975-77)

### Most Touchdown Passes:

Single Season:  
 1. 26 Tom Kirchhoff (1992)  
 2. 23 Frank Baur (1988)  
 3. 21 Marko Glavic (2003)  
 4. 20 Marko Glavic (2002)  
 20 Frank Novak (1982)  
 6. 19 Frank Novak (1983)  
 7. 15 Frank Baur (1989)  
 8. 14 Shawn McHale (1996)  
 14 Tom Kirchhoff (1991)  
 10. 13 Tom Kirchhoff (1990)  
 13 Frank Baur (1987)

### Career:

1. 62 Marko Glavic (2000-03)  
 62 Frank Baur (1985, 1987-89)  
 3. 61 Frank Novak (1981-83)  
 4. 53 Tom Kirchhoff (1989-92)  
 5. 34 Shawn McHale (1994-96)  
 6. 23 Gary Marshall (1964-66)  
 7. 18 Ed Baker (1967-69)  
 18 George Hossenlopp (1962-64)  
**9. 15 Brad Maurer (2004- )**  
 10. 14 Rich McKay (1968-70)



**TOM KIRCHHOFF '93**



## Top 10 Career Passers

Year	Comp/Att	Yards	TDs	Year	Comp/Att	Yards	TDs	Year	Comp/Att	Yards	TDs
<b>1. Marko Glavic</b>				<b>4. Frank Novak</b>				<b>8. Mark Jones</b>			
2000	159/297	1964	12	1981	132/251	1765	12	1973	75/151	751	2
2001	211/373	2460	9	1982	154/257	2257	20	1974	53/109	634	2
2002	221/399	2670	20	1983	192/326	2356	19	1975	6/13	60	0
2003	229/390	2725	21	Totals	478/834	6378	61	1976	99/175	1337	9
Totals	820/1459	9819	62					Totals	233/488	2782	13
<b>2. Frank Baur</b>				<b>5. Shawn McHale</b>				<b>9. Gary Marshall</b>			
1985	91/175	1075	11	1994	133/244	1845	12	1964	36/73	525	3
1986	Did Not Play			1995	143/297	1741	8	1965	51/127	881	8
1987	212/377	2526	13	1996	110/216	1384	14	1966	89/187	1278	12
1988	164/256	2621	23	Totals	386/757	4970	34	Totals	176/387	2684	23
1989	169/295	2177	15	<b>6. Ed Baker</b>				<b>10. Rob Stewart</b>			
Totals	636/1103	8399	62	1967	59/140	628	2	1975	41/82	478	2
<b>3. Tom Kirchhoff</b>				1968	61/142	851	6	1976	33/80	519	1
1989	1/2	12	0	1969	120/518	1442	10	1977	152/295	1659	6
1990	166/283	2248	13	Totals	240/518	2921	18	Totals	225/45	2656	9
1991	163/297	2111	14	<b>7. Brad Maurer</b>							
1992	180/296	2350	26	2004	124/185	1313	6				
Totals	510/878	6721	53	2005	129/223	1562	9				
				Totals	253/408	2875	15				



FRANK BAUR '90



MARKO GLAVIC '04



BRAD MAURER '07

## Year-by-Year Passing Leaders (since 1960)

Year	Player	Comp./Att.	Yds	Int	TD	Pct	Year	Player	Comp./Att.	Yds	Int	TD	Pct
1960	Michael Dill	21/56	287	3	1	37.5	1983	Frank Novak	192/326	2356	19	19	59.0
1961	Charles Zarelli	19/60	171	8	3	31.6	1984	Dean Rivera	84/178	805	7	4	47.0
1962	Geo. Hossenlopp	58/147	673	14	3	39.4	1985	Frank Baur	91/175	1075	8	11	52.0
1963	Geo. Hossenlopp	70/156	824	11	5	44.8	1986	Paul Struncius	65/129	859	7	12	50.0
1964	Geo. Hossenlopp	97/204	1005	11	4	47.5	1987	Frank Baur	212/377	2526	16	13	56.0
1965	Gary Marshall	51/127	881	6	8	40.2	1988	Frank Baur	164/256	2621	11	23	64.1
1966	Gary Marshall	89/187	1278	17	12	47.6	1989	Frank Baur	169/295	2177	11	15	57.3
1967	Ed Baker	59/140	628	9	2	42.1	1990	Tom Kirchhoff	166/283	2248	13	13	58.7
1968	Ed Baker	61/142	851	7	6	43.0	1991	Tom Kirchhoff	163/297	2111	14	14	54.9
1969	Ed Baker	120/236	1442	16	10	51.0	1992	Tom Kirchhoff	180/296	2350	9	26	60.8
1970	Rich McKay	116/246	1695	16	10	47.1	1993	Jason Carnevale	99/168	1206	6	5	58.9
1971	Jack Hickl	42/86	499	5	2	48.8	1994	Shawn McHale	133/244	1845	9	12	54.5
1972	Tim Grip	37/103	366	9	1	30.1	1995	Shawn McHale	143/297	1741	12	8	48.1
1973	Mark Jones	75/151	751	12	2	49.7	1996	Shawn McHale	110/216	1384	9	14	50.9
1974	Mark Jones	53/109	634	3	2	48.6	1997	Mike Palos	109/235	1321	14	9	46.4
1975	Rob Stewart	41/84	478	8	2	50.0	1998	Mike Palos	108/249	1149	4	4	43.4
1976	Mark Jones	79/175	1337	8	9	56.6	1999	Harry Armstrong	78/153	916	11	9	51.0
1977	Rob Stewart	152/295	1659	18	6	51.5	2000	Marko Glavic	159/297	1964	12	12	53.5
1978	Gary Uzelac	81/129	930	5	4	62.8	2001	Marko Glavic	211/373	2460	13	9	56.6
1979	Hal Hocking	77/142	899	11	4	54.2	2002	Marko Glavic	221/399	2670	15	20	55.4
1980	Hal Hocking	31/84	440	8	2	36.9	2003	Marko Glavic	229/390	2725	16	21	58.7
1981	Frank Novak	132/251	1765	5	12	52.6	2004	Brad Maurer	124/185	1313	8	6	67.0
1982	Frank Novak	154/257	2257	12	20	59.8	2005	Brad Maurer	129/223	1562	5	9	57.8





**JOHN WEYRAUCH '04**

# Receiving Records

## Individual Records

### Most Pass Receptions:

Game: 12 John Weyrauch at Fordham (2002)  
 Season: 77 Phil Yarberough (2000)  
 Career: 162 John Weyrauch (2000-03)

### Most Yards Gained:

Game: 234 Jeremy Burkes vs. Columbia (2003)  
 Season: 1139 Phil Yarberough (2000)  
 Career: 2406 John Weyrauch (2000-03)

### Highest Average Per Catch:

Season (min 40 rec.): 21.2 Jamal Jordan (1992)  
 Career (min 50 rec.): 20.9 Tramont Evans (1992-94)

### Most Touchdown Receptions:

Game: 3 Jeremy Burkes vs. Columbia (2003)  
 3 John Weyrauch vs. Fordham (2001)  
 3 Phil Yarberough vs. Bucknell (2000)  
 3 Craig Roubinek vs. Army (1992)  
 3 Mike Grau vs. Columbia (1989)  
 3 Phillip Ng vs. Colgate (1988)  
 3 Jack Gatehouse vs. Columbia (1982)  
 Season: 13 Phillip Ng (1988)  
 Career: 19 Phillip Ng (1985-88)

## Top 10 Performances

### Most Pass Receptions:

Single Game:  
 1. 12 John Weyrauch at Fordham (2002)  
 2. 11 Joe McCourt at Harvard (2003)  
 11 John Weyrauch vs. Monmouth (2002)  
 11 Phil Yarberough vs. Harvard (2000)  
 11 Frank Corbo vs. Columbia (1983)  
 11 Rich Smith vs. Maine (1979)  
 7. 10 Joe McCourt at Lehigh (2003)  
 10 Jack Gatehouse vs. Princeton (1982)  
 10 Matt Walsh vs. Wagner (1976)  
 10. 9 Jamal Jordan vs. Fordham (1992)  
 9 Phillip Ng vs. Bucknell (1988)  
 9 Brandon Stanford at Georgetown (2005)

### Single Season:

1. 77 Phil Yarberough (2000)  
 2. 65 Phillip Ng (1988)  
 3. 63 John Weyrauch (2002)  
 4. 60 Mike Miller (1969)  
 5. 58 John Weyrauch (2001)  
 6. 57 Brandon Stanford (2005)  
 7. 55 Frank Corbo (1983)  
 8. 52 Joe McCourt (2003)  
 9. 50 Phil Yarberough (1999)  
 50 Jack Gatehouse (1982)

### Career:

1. 162 John Weyrauch (2000-03)  
 2. 160 Phil Yarberough (1997-2000)  
 3. 152 Phillip Ng (1985-88)  
 4. 139 Joe McCourt (2001-04)  
 5. 136 Frank Corbo (1981-84)  
 6. 120 Jeremy Burkes (2000-03)  
 7. 107 Mike Miller (1967-69)  
 107 Brandon Stanford (2003-05)  
 9. 104 Craig Roubinek (1990-93)  
 10. 99 Jamal Jordan (1990-92)

### Most Yards Gained:

Single Game:  
 1. 234 Jeremy Burkes vs. Columbia, 2003  
 2. 206 Jamal Jordan vs. Fordham, 1992  
 3. 192 Bob Donofrio vs. East Stroudsburg, 1970  
 4. 182 Bob Donofrio vs. Bucknell, 1970  
 5. 181 Tramont Evans vs. Fordham, 1994  
 6. 180 Jack Gatehouse vs. Columbia, 1982  
 7. 177 Eric Perry vs. Princeton, 1992  
 8. 175 Phil Yarberough vs. Harvard, 2000  
 9. 169 Phillip Ng vs. Bucknell, 1988  
 10. 167 Dave Baird vs. Lehigh, 1990

## Top 10 Career Receivers

Year	Rec	Yards	Avg	TDs	Year	Rec	Yards	Avg	TDs	Year	Rec	Yards	Avg	TDs	Year	Rec	Yards	Avg	TDs
<b>1. John Weyrauch</b>					<b>4. Joe McCourt</b>					<b>T7. Mike Miller</b>					<b>10. Jamal Jordan</b>				
2001	58	889	15.3	6	2001	22	167	7.6	0	1967	24	301	12.5	3	1990	21	343	16.3	3
2002	63	910	14.4	8	2002	40	332	8.3	1	1968	42	468	13.4	2	1991	36	401	11.1	2
2003	41	607	14.8	4	2003	52	444	8.5	2	1969	60	717	11.9	5	1992	42	890	21.2	11
Totals	162	2406	14.9	18	2004	25	192	7.7	1	Totals	107	1243	11.6	7	Totals	99	1634	16.5	16
<b>2. Phil Yarberough</b>					<b>5. Frank Corbo</b>					<b>T7. Brandon Stanford</b>									
1997	12	271	22.6	1	1981	14	164	11.7	0	2003	17	245	14.4	0					
1998	21	324	15.4	1	1982	38	605	15.9	5	2004	33	299	9.1	1					
1999	50	651	13.0	4	1983	55	783	14.2	5	2005	57	683	12.0	3					
2000	77	1139	14.8	7	1984	29	418	14.4	4	Totals	107	1227	11.5	4					
Totals	160	2385	14.9	13	Totals	136	1970	14.4	14	<b>9. Craig Roubinek</b>									
<b>3. Phillip Ng</b>					<b>6. Jeremy Burkes</b>														
1985	8	82	10.2	0	2000	34	274	8.1	0	1990	13	144	11.1	0					
1986	41	556	13.5	3	2001	11	138	12.5	0	1991	21	236	11.2	2					
1987	38	425	11.1	3	2002	39	549	14.0	3	1992	32	378	11.8	6					
1988	65	1048	16.1	13	2003	36	545	15.1	5	1993	38	410	10.8	3					
Totals	152	2111	13.9	19	Totals	120	1506	12.6	8	Totals	104	1168	11.2	11					





**PHILLIP NG '89**

**Single Season:**

1. 1139 Phil Yarberough (2000)
2. 1048 Phillip Ng (1988)
3. 910 John Weyrauch (2002)
4. 890 Jamal Jordan (1992)
5. 889 John Weyrauch (2001)
6. 850 Jack Gatehouse (1982)
7. 806 Dave Baird (1990)
8. 783 Frank Corbo (1983)
9. 744 Rick Nowell (1970)

**Career:**

1. 2406 John Weyrauch (2000-03)
2. 2385 Phil Yarberough (1997-2000)
3. 2111 Phillip Ng (1985-88)
4. 1970 Frank Corbo (1981-84)
5. 1681 Dave Baird (1988-90)
6. 1673 Quincy Miller (1993-96)
7. 1634 Jamal Jordan (1990-92)
8. 1506 Jeremy Burkes (2000-03)
9. 1364 Bob Donofrio (1968-70)
10. 1323 Maurice Caldwell (1985-88)

**Highest Average Per Catch:**

**Single Season (min. 40 rec.):**

1. 21.2 Jamal Jordan (1992)
2. 18.7 Dave Baird (1990)
3. 17.0 Jack Gatehouse (1982)
4. 16.1 Phillip Ng (1988)
5. 15.5 Rick Nowell (1970)
6. 15.3 John Weyrauch (2001)
7. 15.1 Quincy Miller (1996)
8. 14.8 John Weyrauch (2003)
- 14.8 Phil Yarberough (2000)
10. 14.4 John Weyrauch (2002)
11. 14.2 Frank Corbo (1983)

**Career (min. 50 rec.):**

1. 20.9 Tramont Evans (1992-94)
2. 19.5 Maurice Caldwell (1985-88)
3. 18.3 Dave Baird (1988-90)
4. 18.2 Bob Donofrio (1968-70)
5. 17.8 John Carter (1988-91)
6. 17.1 Quincy Miller (1993-96)
7. 16.5 Jamal Jordan (1990-92)
8. 16.3 Dave Robertshaw (1965-67)
9. 16.0 Al Cognigni (1979-81)
10. 15.9 Mike Grau (1988-90, 1992)

**Most Touchdowns:**

**Single Season:**

1. 13 Phillip Ng (1988)
2. 11 Jamal Jordan (1992)
3. 9 Quincy Miller (1996)
4. 8 John Weyrauch (2002)
- 8 Jack Gatehouse (1982)
- 7 Carl St. Bernard (1985)
- 7 Phil Yarberough (2000)
8. 6 John Weyrauch (2001)
- 6 Mike Grau (1989)
- 6 Dave Baird (1990)
- 6 John Carter (1991)

**Career:**

1. 19 Phillip Ng (1985-88)
2. 18 John Weyrauch (2000-03)
3. 16 Quincy Miller (1993-96)
- 16 Jamal Jordan (1990-92)
5. 14 Frank Corbo (1981-84)
6. 13 Phil Yarberough (1997-2000)
7. 12 Dave Baird (1988-90)
8. 11 Craig Roubinek (1990-93)
- 11 Jim Johnson (1984-87)
10. 10 Tramont Evans (1992-94)
- 10 Maurice Caldwell (1985-88)
- 10 Jack Gatehouse (1979-82)

**Year-by-Year Receiving Leaders (since 1960):**

Year	Player	Rec.	Yds.	Avg.	TDs	Year	Player	Rec.	Yds.	Avg.	TDs	Year	Player	Rec.	Yds.	Avg.	TDs
1960	Robert Gursky	8	143	17.9	0	1976	Matt Walsh	37	589	15.9	3	1992	Jamal Jordan	42	890	21.2	11
1961	Robert Gursky	8	89	11.1	1	1977	Max Shoemaker	42	586	14.0	2	1993	Craig Roubinek	38	410	10.8	3
1962	John Brown	12	128	10.6	0	1978	Rich Smith	28	420	15.0	3	1994	Jarrett Shine	34	411	12.1	2
1963	Gabe Washo	18	171	9.5	0	1979	Rich Smith	33	485	14.1	2	1995	Glenn Hunzinger	47	540	11.5	1
1964	Dave Brown	35	468	13.4	1	1980	Jim Flanigan	24	346	14.4	4	1996	Quincy Miller	49	740	15.1	9
1965	Dave Brown	31	479	15.5	4	1981	Jack Gatehouse	34	379	11.1	2	1997	Tom Falzone	25	294	11.8	4
1966	Dave Robertshaw	33	496	15.0	5	1982	Jack Gatehouse	50	850	17.0	8	1998	Joe Luke	37	379	10.2	3
1967	Dave Robertshaw	24	301	12.5	3	1983	Frank Corbo	55	783	14.2	5	1999	Phil Yarberough	50	651	13.0	4
1968	Mike Miller	42	468	13.4	2	1984	Frank Corbo	29	418	14.4	4	2000	Phil Yarberough	77	1139	14.8	7
1969	Mike Miller	60	717	11.9	5	1985	Carl St. Bernard	41	479	11.7	7	2001	John Weyrauch	58	889	15.3	6
1970	Rick Nowell	48	744	15.5	5	1986	Phillip Ng	41	556	13.5	3	2002	John Weyrauch	63	910	14.4	8
1971	Tony Giglio	23	252	11.0	0	1987	Jim Johnson	48	649	13.5	3	2003	Joe McCourt	52	444	8.5	2
1972	Chet Banash	11	167	15.2	0	1988	Phillip Ng	65	1048	16.1	13	2004	Brandon Stanford	33	299	9.1	1
1973	Terry Byrd	29	344	11.9	1	1989	Mike Grau	37	591	16.0	6	2005	Brandon Stanford	57	683	11.5	3
1974	Jeff Schmidt	30	387	12.9	3	1990	Dave Baird	43	806	18.7	6						
1975	Courtenay Hough	33	467	14.2	1	1991	John Carter	36	728	20.2	6						



# Total Offense/Punting/Scoring Records

## TOTAL OFFENSE RECORDS (Rushing plus Passing)

### Individual Records

#### Most Net Yards Gained:

Game:	480	Marko Glavic vs. Columbia (2003)
Season:	2819	Marko Glavic (2003)
Career:	10,064	Marko Glavic (2000-03)

#### Most Offensive Plays:

Game:	65	Marko Glavic vs. Colgate (2003)
Season:	486	Marko Glavic (2002)
Career:	1745	Marko Glavic (2000-03)

### Top 10 Performances

#### Most Net Yards Gained:

Single Season:		
1.	2819	Marko Glavic (2003)
2.	2790	Marko Glavic (2002)
3.	2727	Frank Baur (1988)
4.	2641	Marko Glavic (2001)
5.	2575	Frank Baur (1987)
6.	2423	Tom Kirchhoff (1992)
7.	2381	Frank Novak (1983)
8.	2341	Tom Kirchhoff (1990)
9.	2207	Frank Novak (1982)
10.	2191	Frank Baur (1989)

## PUNTING RECORDS

### Individual Records

#### Most Punts:

Game:	22	Sam Moyer vs. Lehigh (1938)
Season:	78	Bob Zimmers (1968)
Career:	253	Adam Holt (1998-2001)

#### Highest Average Yards/Punt:

Game (min. 5 punts):	54.0 (5 punts, 270 yds.)	Walt Zirinsky vs. Muhlenberg (1941)
Season (min. 20 punts):	42.6 (43 punts, 1831 yds.)	Charles Loiacano (1946)
Career (min. 70 punts):	38.8 (114 punts, 4433 yds.)	Dave Brown (1964-65)

#### Longest Punt:

93 yds. Tom Kearns vs. Franklin & Marshall (1937)

### Top 10 Performances

#### Highest Average Yards/Punt:

Single Season (min. 20 punts):		
1.	42.6 (43 punts, 1831 yards)	Charles Loiacano (1946)
2.	40.1 (69 punts, 2766 yards)	Dave Brown (1965)
3.	39.0 (53 punts, 2067 yards)	Joe Genduso (1985)
4.	38.0 (31 punts, 1178 yards)	Bob Zimmers (1967)
5.	37.8 (36 punts, 1360 yards)	Eric Krupa (1991)
6.	37.6 (46 punts, 1731 yards)	Jim O'Sullivan (1975)
7.	37.5 (66 punts, 2477 yards)	Dave Page (1978)
8.	37.4 (28 punts, 1046 yards)	Daryl Boich (1988)
9.	37.2 (64 punts, 2383 yards)	Dave Page (1980)
	37.2 (64 punts, 2380 yards)	Adam Holt (1999)
	37.2 (42 punts, 1564 yards)	Rick Nowell (1970)

## SCORING RECORDS

### Individual Records

#### Most Points:

Game:	30	Joe McCourt vs. Holy Cross (2004)
	30	Fred Robbins vs. Lehigh (1944)
	30	George "Mike" Wilson vs. Susquehanna (1926)
Season:	120	George "Mike" Wilson (1926)
Career:	326	Joe McCourt (2001-04)

#### Most Touchdowns:

Game:	5	Joe McCourt vs. Holy Cross (2004)
	5	Fred Robbins vs. Lehigh (1944)
	5	George "Mike" Wilson vs. Susquehanna (1926)
Season:	20	George "Mike" Wilson (1926)
Career:	54	Joe McCourt (2001-04)

#### Most Points (Kicking):

Game:	16	Jim Hodson vs. Fordham (1989)
Season:	79	Martin Brecht (2002)
Career:	255	Jason McLaughlin (1991-94)

### Top 10 Performances

#### Most Points:

Single Season:		
1.	120	George "Mike" Wilson (1926)
2.	104	Joe McCourt (2003)
3.	102	Joe McCourt (2004)
	102	Tom Costello (1989)
5.	96	Nick Kowgios (1982)
	<b>96</b>	<b>Jonathan Hurt (2005)</b>
7.	84	Joe McCourt (2002)
	84	Tony Giglio (1973)
9.	80	Phillip Ng (1988)
10.	79	Martin Brecht (2002)

### Year-by-Year Scoring Leaders (since 1960):

Year	Player	TDs	PATs	2Pt	FGs	Points
1960	Walter Doleschal	2	3	-	5	30
1961	Walter Doleschal	1	4	-	1	13
1962	Bill Horvath	0	3	-	3	13
1963	Bill Horvath	2	4/4	-	-	16
1964	Bob Gombos	3	-	-	-	18
1965	Bill Vonroth	4	-	1	-	26
1966	Chris Yaniger	4	6/13	-	1/2	33
1967	Bill Messick	0	11/12	-	3/9	20
1968	Bob Zimmers	7	-	-	-	42
1969	Tom Triolo	9	-	-	-	54
1970	Rick Nowell	5	19/23	-	4/5	61
1971	Doug Elgin	8	-	-	-	48
1972	Tony Giglio	7	-	-	-	42
1973	Tony Giglio	14	-	-	-	84
1974	Dan Kuhn	0	9/9	-	8/12	33
1975	Greg DeSanty	6	-	-	-	36
1976	John Orrico	11	-	-	-	66
1977	Dave Heverling	0	20/22	-	14/19	62
1978	Dave Heverling	0	17/18	-	6/15	35
1979	Ed Rogusky	4	-	-	-	24
1980	Bob Bartnett	0	7/8	-	6/8	25
1981	Craig Williams	13	-	-	-	78
1982	Nick Kowgios	16	-	-	-	96
1983	Joe Genduso	0	31/35	-	6/15	49
1984	Nick Kowgios	7	-	-	-	42
1985	Mike Renzi	0	22/27	-	9/14	49
1986	Bruce McIntyre	11	-	-	-	66
1987	Jim Hodson	0	26/28	-	6/16	44
1988	Phillip Ng	13	-	-	-	80
1989	Tom Costello	17	-	-	-	102
1990	Jim Hodson	0	25/26	-	12/17	61
1991	Jason McLaughlin	0	29/33	-	12/21	65
1992	Jason McLaughlin	0	46/47	-	10/19	76
1993	Jason McLaughlin	0	31/32	-	9/18	58
1994	Erik Marsh	12	-	-	-	72
1995	Leonard Moore	7	-	-	-	42
1996	Brian Menecola	0	18/22	-	12/18	54
	Quincy Miller	9	-	-	-	54
1997	Todd Stahlnecker	10	-	-	-	60
1998	Leonard Moore	10	-	1	-	62
1999	Brian Tuma	10	-	-	-	60
2000	Andrew May	7	-	-	-	42
2001	Martin Brecht	0	21/24	-	11/17	54
2002	Joe McCourt	14	-	-	-	84
2003	Joe McCourt	17	-	1	-	104
2004	Joe McCourt	17	-	-	-	102
<b>2005</b>	<b>Jonathan Hurt</b>	<b>16</b>	-	-	-	<b>96</b>



# Interception/Tackle Records

## INTERCEPTION RECORDS

### Individual Records

#### Most Interceptions:

Game:	3	Horace Davis vs. Bucknell (1987)
	3	Mike Joseph vs. Bucknell (1986)
	3	Frank Gaziano vs. East Stroudsburg (1984)
	3	Dave Shea vs. Kings Point (1979)
	3	Ed DiSalvo vs. Columbia (1969)
	3	Larry Flohr vs. Kings Point (1968)
	3	Don Hughes vs. Lehigh (1967)
Season:	10	Bob Mahr (1981)
Career:	19	Mike Joseph (1984-87)

#### Longest Interception Return:

100 yds. Jeff Werrell & Adriel Linyear vs. Columbia (2001)

### Top 10 Performances (since 1975)

#### Most Passes Intercepted:

##### Single Season:

1.	10	Bob Mahr (1981)
2.	7	Mike Joseph (1986)
	7	Jim Medes (1978)
4.	6	Elijah Beamon (1999)
	6	Angel Colon (1997)
	6	Matt Cope (1993)
	6	Joe Yanek (1986)
	6	Dave Rankins (1984)
	6	Dave Rankins (1983)
	6	Dave Shea (1979)

#### Most Yards Gained

##### Single Season:

1.	148	Matt Van Doren (2001)
2.	130	Matt Cope (1993)
3.	126	Brian Tuma (1997)
4.	111	Horace Davis (1986)
5.	101	Joe Yanek (1986)
6.	99	Dave MacPhee (1987)
7.	92	Dave Shea (1979)
8.	89	Horace Davis (1987)
9.	88	Mike Joseph (1987)
	88	Dave Rankins (1984)



HARRISON BAILEY '95

### Year-by-Year Interception Leaders (since 1975):

Year	Player	Int.	Yards
1975	Greg Shugars	3	3
1976	Greg Shugars	4	14
1977	Jim Medes	3	9
1978	Jim Medes	7	68
1979	Dave Shea	6	92
1980	Joe Skladany	5	37
1981	Bob Mahr	10	48
1982	Bob Mahr	5	34
1983	Dave Rankins	6	53
1984	Dave Rankins	6	88
1985	Dave Rankins	4	29
1986	Mike Joseph	7	40
1987	Horace Davis	5	89
1988	Dwayne Norris	4	29
1989	Walt Johnson	2	5
	Rodney Shannon	2	12
1990	Tim Moncman	3	9
1991	Rob Kulbacki	5	16
1992	Chris Hummel	1	55
	Shawn Carter	1	33
	Matt Cope	1	25
	Jojo Herndon	1	15
	Pete Ohnegian	1	12
	Netfa Slaughter	1	9
	Ed Albert	1	4
	Craig Davis	1	1
	John Troxell	1	0
	Tramont Evans	1	0
1993	Matt Cope	6	130
1994	B.J. Gallis	3	28
	Kevin Conaboy	3	39
1995	B.J. Gallis	5	42
1996	B.J. Gallis	3	34
1997	Angel Colon	6	46
1998	Elijah Beamon	3	29
1999	Elijah Beamon	6	43
2000	Bryant Ibekwe	2	5
	Elijah Beamon	2	36
2001	Adriel Linyear	2	65
	Matt Van Doren	2	148
	Darnell Azeez	2	2
2002	Bill Stocker	3	1
2003	Matt Van Doren	2	33
2004	<b>Torian Johnson</b>	<b>2</b>	<b>66</b>
	Andrew Brown	2	11
2005	<b>Torian Johnson</b>	<b>3</b>	<b>86</b>



MAURICE BENNETT '06

## TACKLE RECORDS

### Individual Records

#### Most Tackles:

Game:	26	(16 solo, 10 assisted) Daryl Boich vs. Army (1989)
Season:	165	(95 solo, 70 assisted) George Wilson (1980)
Career:	532	(344 solo, 188 assisted) Joe Skladany (1978-81)

#### Most Sacks:

Game:	5	Brian Guttman vs. Lehigh (1982)
Season:	11	Gavin Morrissey (1995)
	11	Keith Grant (1989)
	11	Mike King (1985)
Career:	25	Harrison Bailey (1991-94)

### Top 10 Performances (since 1975):

#### Most Total Tackles:

##### Single Season:

1.	165	George Wilson (1980)
2.	154	Joe Skladany (1980)
3.	153	Ryan Hiles (1998)
4.	145	Dan Bengele (1997)
5.	142	Joe Skladany (1979)
6.	141	Kevin McManus (1992)
7.	139	Daryl Boich (1989)
8.	135	George Wilson (1981)
9.	133	Maurice Bennett (2005)
9.	133	Dick Galbally (1975)

#### Most Sacks:

##### Single Season:

1.	11	Gavin Morrissey (1995)
	11	Keith Grant (1989)
	11	Mike King (1985)
4.	9	Shawn Reilly (2000)
	9	Harrison Bailey (1993)
	9	Harrison Bailey (1994)
	9	Pete Ohnegian (1991)
	9	Mike King (1983)
9.	8.	John Green (1998)
	8	Dan Bengele (1997)
	8	Matt Sala (1988)
	8	Tom Padilla (1977)





### David Nelson '06 Award of Valor

Established on February 25, 2006, the David Nelson '06 Award of Valor is presented to the member of the football team who displays an exceptional amount of heart and courage. A co-captain of the 2005 Patriot League championship team, Nelson overcame a near-fatal stabbing in Boston before his senior season to start all 12 games at fullback. He finished fourth on the team with 19 receptions for 212 yards and caught touchdown passes against Harvard and Holy Cross. Nelson was honored with the 2006 ECAC Award of Valor, along with high school teammate Brian Benvie of Stonehill College.

2005 David Nelson

### Year-by-Year Tackle Leaders (since 1975):

Year	Player	UT	AT	Total
1975	Dick Galbally	-	-	133
1976	Mike McAfee	-	-	96
1977	Mike McAfee	50	62	112
1978	Brent Beyer	76	49	125
1979	Joe Skladany	88	54	142
1980	George Wilson	95	70	165
1981	George Wilson	98	37	135
1982	Tony Green	61	25	86
1983	John Anderson	54	68	122
1984	Frank Gaziano	67	41	108
1985	Frank Gaziano	51	54	105
1986	Mike Shumaker	54	44	98
1987	Mike Shumaker	67	41	108
1988	Joel Cumiskey	42	64	106
1989	Daryl Boich	59	80	139
1990	Kevin McManus	50	69	119
1991	Kevin McManus	68	59	127
1992	Kevin McManus	83	58	141
1993	Netfa Slaughter	79	46	125
1994	Rawle Howard	88	58	146
1995	Rawle Howard	78	58	136
1996	B.J. Gallis	75	40	115
1997	Dan Bengele	89	56	145
1998	Ryan Hiles	97	56	153
1999	Ryan Hiles	45	43	88
2000	Bryant Ibekwe	52	36	88
2001	Matt Bourdon	47	48	95
2002	Chris Partridge	48	58	106
2003	Maurice Bennett	52	56	108
2004	Maurice Bennett	52	67	119
2005	Maurice Bennett	48	90	133

### Year-by-Year Sack Leaders (since 1975):

Year	Player	Sacks
1975	Tom Padilla	7
1976	Tom Padilla	6
1977	Tom Padilla	8
1978	Mike Weber	7
1979	Jon Best	6
1980	Tony Green	4
1981	Tony Green	7
1982	Brian Guttman	7
1983	Mike King	9
1984	Charles Brantley	6
1985	Mike King	11
1986	Matt Higgins	4
1987	Horace Davis	3
	Mike Shumaker	3
	Keith Grant	3
1988	Matt Sala	8
1989	Keith Grant	11
1990	Dave Gash	4
1991	Pete Ohnegian	9
1992	Harrison Bailey	7
1993	Harrison Bailey	9
1994	Harrison Bailey	9
1995	Gavin Morrissey	11
1996	Andy Zabinski	5
1997	Dan Bengele	8
1998	John Green	8
1999	John Fisher	5
	Chad Williamson	5
2000	Shawn Reilly	9
2001	Matt Bourdon	4
2002	Pat Brown	5
	Chris Partridge	5
2003	Maurice Bennett	4
	Wes Erbe	4
2004	Marvin Snipes	6
2005	Maurice Bennett	7



MIKE JOSEPH '88



JOE SKLADANY '82



B.J. GALLIS '97



# Kicking/Kick and Punt Return Records

## KICKING RECORDS

### Individual Records

#### Most Field Goals:

Game:	4	Jim Hodson vs. Kutztown (1990), vs. Fordham (1989)
Season:	16	Martin Brecht (2002)
Career:	41	Jason McLaughlin (1991-94)

#### Longest Field Goal:

53 yds. George McGaa vs. Brown (1909; placement)  
 51 yds. **Rick Ziska at Holy Cross (2005)**  
 48 yds. **Rick Ziska at Georgetown (2004)**  
 48 yds. Frank Grube vs. Washington & Jefferson (1926; dropkick)

#### Most PAT Made (Kicking):

Game:	9	(10 att.) Frank Newberry vs. Lebanon Valley (1905)
Season:	51	(51 att.) Jim Hodson (1988)
Career:	134	(140 att.) Jim Hodson (1987-90)

### Top 10 Performances

#### Most Field Goals Made:

Single Season:		
1.	16	Martin Brecht (2002)
2.	14	Dave Heverling (1977)
3.	13	Jim Hodson (1989)
4.	12	Jason McLaughlin (1992)
	12	Jim Hodson (1990)
6.	11	Martin Brecht (2001)
	<b>11</b>	<b>Rick Ziska (2005)</b>
7.	10	Jason McLaughlin (1992)
8.	9	Jason McLaughlin (1993)
	9	Jim Hodson (1990)
	9	Mike Renzi (1985)

#### Most PATs Made (since 1963):

Single Season:		
1.	51	Jim Hodson (1988)
2.	46	Jason McLaughlin (1992)
3.	39	Mark Petty (1982)
4.	<b>37</b>	<b>Rick Ziska (2004)</b>
	37	Mike Renzi (1986)
6.	32	Jim Hodson (1989)
7.	31	Martin Brecht (2002)
	31	Jason McLaughlin (1993)
	31	Joe Genduso (1983)
9.	29	Jason McLaughlin (1991)

## RETURN RECORDS

### Individual Records

#### Longest Kickoff Return:

97 yds. Andrew May vs. Holy Cross (2000;TD)

#### Longest Punt Return:

92 yds. Ryan Priest vs. Lehigh (1982;TD)

## PUNT RETURNS

### Top 10 Performances (since 1975)

#### Most Yards Gained:

Single Season:		
1.	438	Brandon Stanford (2005)
2.	418	John Orrico (1976)
3.	336	Angel Colon (1999)
4.	320	Barrett Hammons (1998)
5.	271	Ryan Priest (1982)
6.	244	John Orrico (1975)
7.	240	Ryan Priest (1983)
8.	203	Derik Mesquita (1997)
9.	201	Jarrett Shine (1992)
10.	183	Brandon Stanford (2002)
	183	Jarrett Shine (1993)

#### Highest Average Per Return:

Single Season:		
1.	22.5	Ryan Priest (1982)
2.	18.9	Greg DeSanty (1975)
3.	14.6	Brandon Stanford (2005)
4.	13.4	Jarrett Shine (1992)
5.	11.9	Derik Mesquita (1997)
6.	11.2	Angel Colon (1999)
	11.2	Carmine DeSantis (1981)
8.	11.1	John Orrico (1975)
9.	10.3	Barrett Hammons (1988)
10.	9.0	Frank Luzi (1981)

## KICKOFF RETURNS

### Top 10 Performances (since 1975)

#### Most Yards Gained:

Single Season:		
1.	625	Larry Johnson (2004)
2.	600	Maurice Caldwell (1988)
3.	597	Kurt Bowman (1986)
4.	578	Larry Johnson (2003)
5.	558	Larry Johnson (2005)
6.	500	Scott Kershaw (1990)
7.	499	Nino DiMatteo (1997)
8.	469	John Kahn (1990)
9.	464	Larry Johnson (2002)
10.	418	John Orrico (1976)

#### Highest Average Per Return:

Single Season (min. 15 returns):		
1.	27.5	Larry Johnson (2003)
2.	26.6	Larry Johnson (2005)
3.	25.0	Scott Kershaw (1990)
4.	24.6	John Orrico (1976)
5.	23.1	Larry Johnson (2004)
6.	22.2	Maurice Caldwell (1988)
7.	22.1	Rodney Shannon (1989)
8.	21.7	Nino DiMatteo (1997)
9.	21.5	Jarrett Shine (1992)
10.	20.2	Larry Johnson (2002)
	20.2	Erik Marsh (1991)



BRANDON STANFORD '06



LARRY JOHNSON '06



MARTIN BRECHT '03



# Lafayette's All-Patriot League Players — 1986-2005

## Patriot League All-Anniversary Team —

### 1986-2000

(as selected by a panel of Patriot League coaches, sports information directors and administrators)

DB Matt Cope '96, DB B.J. Gallis '97, TB Erik Marsh '95, PK Jason McLaughlin '95

### Four-time All-Patriot League honorees (1):

PK Jason McLaughlin (91-94)

### Three-time All-Patriot League honorees (10):

DB Elijah Beamon (98-00), LB Dan Bengele (95-97), DB Angel Colon (97-99), DB Matt Cope (93-95), DL John Green (96-98), PK Jim Hodson (88-90), TB Erik Marsh (92-94), OL Kevin Moss (01-03), OL Chris Royle (00-02), OL Damian Wroblewski (96-98)

### Two-time All-Patriot League honorees (16):

DL Harrison Bailey (93-94), LB Maurice Bennett (04-05), OL Drew Buettner (04-05), LB Blake Costanzo (04-05), TB Tom Costello (88-89), OL Jeff Denning (94-95), DB B.J. Gallis (95-96), LB Rawle Howard (94-95), TE Glenn Hunzinger (94-95), OL Matt Kujovsky (93-94), TB Joe McCourt (03-04), WR Quincy Miller (95-96), DL Gavin Morrissey (94-95), DB Mark Reardon (92-93), TE Craig Roubinek (92-93), WR Phil Yarberough (99-00)

### 2005\*

**First Team:** WR Brandon Stanford, OL Drew Buettner, OL Mike Saint Germain, DL Marvin Snipes, LB Maurice Bennett

**Second Team:** QB Brad Maurer, TE Chad Walker, LB Blake Costanzo, LB Dion Witherspoon, DB Torian Johnson, DB Tye Murphy

### 2004\* (OPOY: TB Joe McCourt, Coach: Frank Tavani)

**First Team:** TB Joe McCourt, OL Stephen Bono, OL Joe Ungrady, LB Maurice Bennett

**Second Team:** OL Drew Buettner, LB Blake Costanzo, P Mike Davis

### 2003

**First Team:** OL Kevin Moss

**Second Team:** TB Joe McCourt

### 2002

**First Team:** OL Chris Royle, OL Kevin Moss

**Second Team:** QB Marko Glavic, WR John Weyrauch

### 2001 (ROY: TB Joe McCourt)

**First Team:** OL Chris Royle

**Second Team:** TE Stewart Kupfer, OL Kevin Moss

### 2000

(OPOY: WR Phil Yarberough, ROY: QB Marko Glavic)

**First Team:** WR Phil Yarberough, FB Ryan Mayo

**Second Team:** OL Chris Royle, DB Elijah Beamon

### 1999

**First Team:** LB John Fistner

**Second Team:** WR Phil Yarberough, DB Elijah Beamon, DB Angel Colon

### 1998 (ROY: DB Kenya Allen)

**First Team:** TB Leonard Moore, DL John Green

**Second Team:** OL Damian Wroblewski, LB Ryan Hiles, DB Elijah Beamon, DB Angel Colon

### 1997 (DPOY: LB Dan Bengele)

**First Team:** OL Damian Wroblewski, DL John Green, LB Dan Bengele

**Second Team:** DB Angel Colon

### 1996 (DPOY: DB B.J. Gallis)

**First Team:** WR Quincy Miller, PK Brian Menecola, DL Craig Hansen, LB Dan Bengele, DB B.J. Gallis

**Second Team:** OL Jim Goff, OL Damian Wroblewski, DL John Green

### 1995 (ROY: TB Leonard Moore)

**First Team:** TE Glenn Hunzinger, DL Gavin Morrissey, LB Rawle Howard, DB Tadjj Chattman, DB Matt Cope

**Second Team:** TB Leonard Moore, WR Quincy Miller, OL Jeff Denning, LB Dan Bengele, DB B.J. Gallis

### 1994\* (Co-ROY: QB Shawn McHale, Coach: Bill Russo)

**First Team:** TB Erik Marsh, WR Tramont Evans, OL Matt Kujovsky, DL Harrison Bailey, DL Derek Mast, DL Gavin Morrissey, LB Rawle Howard, DB Matt Cope

**Second Team:** QB Shawn McHale, WR Jarrett Shine, TE Glenn Hunzinger, OL Jeff Denning, OL Jeremy Sweeney, PK Jason McLaughlin

### 1993 (OPOY: TB Erik Marsh)

**First Team:** TB Erik Marsh, TE Craig Roubinek, OL Matt Kujovsky, OL Dave Pyne, DL Harrison Bailey, DL Ed Sasso, LB Nefta Slaughter, DB Matt Cope

**Second Team:** PK Jason McLaughlin, LB Doug Hines, DB Mark Reardon

### 1992\* (OPOY: TB Erik Marsh, Coach: Bill Russo)

**First Team:** QB Tom Kirchoff, TB Erik Marsh, TE Craig Roubinek, OL Chris Bellucci, OL Ed Hudak, OL Pete Ravalico, PK Jason McLaughlin, DB Mark Reardon

**Second Team:** WR Jamal Jordan, DL Pete Ohnegian, LB Kevin McManus



JASON McLAUGHLIN '95

### 1991 (ROY: TB Erik Marsh)

**First Team:** PK Jason McLaughlin

**Second Team:** OL Dave Levine, DB Rob Kulbacki, P Eric Krupa

### 1990 (ROY: TB Art Dennis)

**First Team:** none selected

**Second Team:** PK Jim Hodson, DL Art Bittel, LB Dave Weaver, DB Rodney Shannon

### 1989 (OPOY: TB Tom Costello)

**First Team:** TB Tom Costello, OL Dave Williams, OL Gee Lofstead, PK Jim Hodson, LB Daryl Boich, DB Dwayne Norris

**Second Team:** TE Matt Winters, P Daryl Boich

### 1988\* (OPOY: QB Frank Baur, ROY: TB Tom Costello, Coach: Bill Russo)

**First Team:** QB Frank Baur, TB Tom Costello, WR Phillip Ng, OL Andy Nygren, PK Jim Hodson

### 1987\*

**First Team:** LB Horace Davis, DB Mike Joseph

### 1986\*

**First Team:** TB Bruce McIntyre, OL Chris Thatcher, P Joe Genduso

(note: second team all-league selection began in 1989)

\*denotes Patriot League champions  
OPOY= Offensive Player of the Year  
DPOY= Defensive Player of the Year  
ROY= Rookie of the Year  
Coach= Coach of the Year



# All-Time Coaching Records

Coach	Seasons	Years	Won	Lost	Tied	Pct.
Student Coaches	9	1882-90	35	29	4	.544
W.S. Moyle	2	1891-92	7	16	1	.313
P.G. Haskell & H.H. Vincent	1	1893	3	6	0	.333
Hugh Janeway & H.H. Vincent	1	1894	5	6	0	.455
Parke Davis	3	1895-97	28	12	2	.700
S.B. Newton	5	1898-1901, 1911	34	8	0	.810
David Fultz	1	1902	8	3	0	.727
Dr. Alfred Bull	5	1903-07	37	10	3	.770
George Barclay	1	1908	6	2	2	.700
Bob Folwell	3	1909-11	19	2	1	.886
George McCaa	2	1912-13	8	10	2	.450
Wilmer Crowell	3	1914-16	15	12	3	.550
Robert "Punk" Berryman	1	1917	3	5	0	.375
Lt. L.A. Cobbett	1	1918	3	4	0	.429
Dr. John B. "Jock" Sutherland	5	1919-23	33	8	2	.791
G. Herbert McCracken	12	1924-35	59	40	6	.590
Ernie Nevers	1	1936	1	8	0	.111
Edward E. "Hook" Mylin	7	1937-42, 1946	36	24	1	.598
Ben Wolfson	3	1943-45	11	9	1	.548
Ivan Williamson	2	1947-48	13	5	0	.722
Maurice "Clipper" Smith	3	1949-51	4	21	0	.160
Steve Hokuf	6	1952-57	25	27	0	.481
James McConlogue	5	1958-62	20	23	2	.466
Kenneth Bunn	4	1963-66	7	28	2	.216
Harry Gamble	4	1967-70	21	19	0	.525
Neil Putnam	10	1971-80	44	55	3	.446
Bill Russo	19	1981-99	103	98	4	.512
Frank Tavani	6	2000-05	32	36	0	.471
<b>Totals</b>	<b>124</b>	<b>1882-2005</b>	<b>620</b>	<b>526</b>	<b>39</b>	<b>.540</b>

## did you know?

The Lafayette Football Class of 2006 won 28 games and left College Hill as the winningest group since the Class of 1927, which won a national championship as seniors. ▲

## Year-By-Year Records

Year	W	L	T	1912	4	5	1	1944	6	1	0	1977	5	6	0
1882	0	2	0	1913	4	5	1	1945	1	7	1	1978	4	7	0
1883	2	4	0	1914	5	3	2	1946	2	7	0	1979	5	3	2
1884	2	5	0	1915	8	3	0	1947	6	3	0	1980	3	7	0
1885	3	2	1	1916	2	6	1	1948	7	2	0	1981	9	2	0
1886	10	2	0	1917	3	5	0	1949	2	6	0	1982	7	3	0
1887	7	2	0	1918	3	4	0	1950	1	8	0	1983	6	5	0
1888	6	3	0	1919	6	2	0	1951	1	7	0	1984	5	5	0
1889	3	4	2	1920	5	3	0	1952	0	9	0	1985	6	5	0
1890	2	5	1	1921*	9	0	0	1953	5	4	0	1986	6	5	0
1891	2	9	1	1922	7	2	0	1954	4	5	0	1987	4	7	0
1892	5	7	0	1923	6	1	2	1955	6	2	0	1988#	8	2	1
1893	3	6	0	1924	7	2	0	1956	6	3	0	1989	5	5	0
1894	5	6	0	1925	7	1	1	1957	4	4	0	1990	4	7	0
1895	6	2	0	1926*	9	0	0	1958	5	3	1	1991	6	5	0
1896*	11	0	1	1927	5	3	1	1959	5	4	0	1992+	8	3	0
1897	9	2	1	1928	6	1	2	1960	5	4	0	1993	5	4	2
1898	3	8	0	1929	3	5	0	1961	2	6	1	1994+	5	6	0
1899	12	1	0	1930	5	3	1	1962	3	6	0	1995	4	6	1
1900	9	2	0	1931	7	2	0	1963	1	8	0	1996	5	5	0
1901	9	3	0	1932	3	5	0	1964	0	7	2	1997	3	8	0
1902	8	3	0	1933	3	5	1	1965	3	7	0	1998	3	8	0
1903	7	3	0	1934	2	6	0	1966	3	6	0	1999	4	7	0
1904	8	2	0	1935	2	7	0	1967	4	5	0	2000	2	9	0
1905	7	2	1	1936	1	8	0	1968	7	3	0	2001	2	8	0
1906	8	1	1	1937	8	0	0	1969	4	6	0	2002	7	5	0
1907	7	2	1	1938	5	3	0	1970	6	5	0	2003	5	6	0
1908	6	2	2	1939	4	5	0	1971	5	5	0	2004+	8	4	0
1909	7	0	1	1940	9	0	0	1972	3	7	0	2005+	8	4	0
1910	7	2	0	1941	5	4	0	1973	6	3	1	<b>Totals</b>	<b>620</b>	<b>526</b>	<b>39</b>
1911	8	2	0	1942	3	5	1	1974	3	7	0	* National Champions			
				1943	4	1	0	1975	5	5	0	# Colonial League Champions			
								1976	5	5	0	+ Patriot League Champions			



# Maroon Club Hall of Fame

Name	Accomplishments	Inducted	Name	Accomplishments	Inducted
William H. "Bill" Anderson '19	Standout basketball player and coach	1976-77	Janet Murray '80	Standout field hockey, basketball, and softball player	1986-87
Walter E. "Scrappy" Bachman 1902	All-American football player	1977-78	Stuart A. Murray '57	Standout basketball player	1989-90
David B. Baird '59	Standout track athlete	2002-03	Edward E. "Hook" Mylin	Football coach with 2 undefeated seasons	1977-78
Ed Baker '70	Standout football player	1996-97	Phillip E. Ness, Jr. '78	Standout basketball player	1990-91
George "Rose" Barclay 1898	Standout football player	1984-85	Mark Neumann '85	Standout soccer player	1993-94
Jon Barnes '68	Standout cross country and track athlete	1997-98	Donald J. Nikles '60	2-time All-M.A.C. football player	1977-78
Frank Baur '90	Standout football player	1999-00	Frank Novak '84	Standout football player	1995-96
Liz Bagley-tankavage '92	All-American lacrosse and standout field hockey player	2004-05	Robert T. Paul '23	All-American soccer player	1977-78
Harold Bellis '40	Standout football and baseball player	1986-87	Ernie Peters '56	Standout basketball and baseball player	1988-89
Charles F. "Charlie" Berry '25	All-American football player	1976-77	David Pletcher '78	Standout wrestling athlete	1984-85
Joe Bozik '58	Standout football, wrestling, and baseball player	1993-94	Ryan Priest '87	Standout football player	1998-99
Fred Braun '55	Standout wrestler	1994-95	John M. Quigg '40	Standout football player	1990-91
David W. Brown '66	Standout football and basketball player	1991-92	James V. Raddiff '57	2-time All-American basketball player	1978-79
Harold Anson Bruce	Track coach for 15 years	1986-87	David Leroy Reeves 1896	Athletic Administrator for 25 years	1977-78
Al Caesar '58	Standout football and baseball player	1999-00	Charles Rinehart 1898	All-American football player	1976-77
Stacy Cagenello '87	Standout basketball and softball player	1993-94	Frederick M. "Peck" Robbins '49	All-American baseball player	1978-79
Peter J. Carril '52	All-American basketball player	1980-81	Don Sayenga '56	2-time Middle Atlantic Conference wrestling champion	1976-77
Heidi Caruso '94	Standout basketball player and soccer player	2001-02	Horace "Tod" Saylor '45	Standout football, basketball, wrestling, and baseball player	1995-96
William P. "Bill" Coughlin	Baseball coach for 23 years with 269 wins	1976-77	Frank J. "Dutch" Schwab '23	2-time All-American football player	1976-77
Robert Crawford '22	Cross country Olympian in 1922	1983-84	Joseph A. Skladany '82	2-time All-American football player	1990-91
Alison Cuthbert-Bronico '85	Standout women's lacrosse and field hockey player	1997-98	Jen Smith '89	Standout field hockey and lacrosse player	1999-00
George E. Davidson '51	Standout basketball player and coach	1977-78	Frank Stanczak '49	Standout football, basketball and baseball player	2003-04
Dr. Tom Davis	Men's basketball coach for six seasons	1999-00	John "Jock" Sutherland	Football coach with one national championship	1987-88
Preston Denby '65	Standout basketball and baseball player	1994-95	George L. Tiger '81	Standout soccer player	1991-92
Evan Deoul '84	Standout men's lacrosse player	1996-97	F. Tracy Tripucka '72	3-time All-American basketball player	1978-79
Frank Downing '51	Standout football player	1997-98	Todd Tripucka '76	Standout basketball player	1988-89
Tony Duckett '85	Standout basketball player	2001-02	Bill "Butch" van Breda Kolff	Basketball coach for 8 years with 132 wins	2001-02
James L. Dyson '33	All-American lacrosse player	1982-83	George B. "Mike" Wilson '29	2-time All-American football player	1978-79
Jon Ellis '54	Standout track athlete	1998-99	Arthur R. Winters	Athletic Administrator for 22 years	1980-81
Otis Ellis '89	Standout basketball player	1995-96	Tracey Wright '88	All-American field hockey and lacrosse player	1994-95
Bob Falconiero '80	Standout basketball player	2004-05	Monica Yurconic '92	Standout tennis player	2002-03
Edwin J. Fager, Jr. 1913	Standout baseball pitcher	1982-83	Martin Zippel '49	All-American basketball player	1977-78
James T. Farrell '41	Standout in football, basketball, and baseball	1989-90	Walter Zirinsky '42	Standout football player	1976-77
Suzi Farrell-Greene '92	All-American field hockey player	2003-04			
James Finnen	Public Address announcer	1998-99			
Mike Gazzella '23	Standout football and baseball player	1977-78			
Charles M. "Charlie" Gelbert	Baseball coach for 21 years with 297 wins	1976-77			
Tim Gerhart	All-American football player	2002-03			
Tony Giglio '74	2-time All-American football player	1981-82			
Sharon L. Gish	1st women's Athletic Administrator and coach	1990-91			
Tony Green '83	2-time All-American football player	1992-93			
Frank Grube '27	Standout football, basketball, and baseball player	2002-03			
Harold Hageman '39	Standout football and baseball player	1998-99			
Frank W. Hiller '43	Standout baseball player	1981-82			
David Hubinger '53	Standout tennis player	2004-05			
Ed Hudak '93	All-American football player	2005-06			
Frank Kirkleski '27	Standout football player	2001-02			
W. Gehret Kleinspehn '18	All-American track athlete	1977-78			
Walt Kocubinski	Standout basketball player	1987-88			
Olav Kollovoll	Athletic Director for 25 years	1992-93			
William Kowalczyk '78	Standout indoor and outdoor track athlete	1989-90			
J. Alfred LeConey '23	All-American and Olympic track athlete	1976-77			
Peter Lerner '88	All-American soccer player	2003-04			
Sharon Lukenda-Parker '86	Standout cross country and track athlete	1995-96			
Harry "Chip" Lundy '62	Standout basketball and track athlete	1985-86			
Pamela S. MacColl '80	Standout field hockey and lacrosse player	1991-92			
Robert Mantz '58	Standout basketball player	1984-85			
Walt Manuel '66	Standout basketball and baseball player	1992-93			
Erik Marsh '95	All-American football player	2001-02			
George McCaa 1910	2-time All-American football player	1985-86			
G. Herbert McCracken	Football coach for 12 years with 59 victories	1976-77			
George L. McLaughhey	Intramurals Director, assistant football coach, 32 years	1982-83			
Maureen McKenna '83	Standout basketball and softball player	1992-93			
William McKnight '43	Standout in football, basketball, and baseball	1993-94			
Maureen "Mo" McManus '87	Standout women's basketball player	1996-97			
Mike Miller '70	Standout football and basketball player	1994-95			
Thomas Morgan '58	All-American baseball player	1987-88			
Joseph "Jay" Mottola '72	Standout basketball and golf athlete	1983-84			
Beth Mowins '89	Standout basketball player	2005-06			
George "Sammy" Moyer '41	Standout football player	1985-86			



*George "Rose" Barclay (left) from the class of 1898 was one of Lafayette's all-time great runners. As documented in The Philadelphia Sunday Bulletin's Sept. 27, 1959 edition, he invented the first football helmet when the "threat of cultivating cauliflower ears" led him to piece three thick leather straps around his head for the 1896 game against Penn.*



# Lafayette Football 1882-1901

## 1882 (0-2)

Manager: W.R. Wilson

11/7	at Rutgers	0-0 / 8-3	L
11/25	Pennsylvania	0-0 / 1-3	L

Note: In 1882, scores were listed by goals first and touchdowns second. Safeties also counted; Lafayette had two against Pennsylvania.

## 1883 (2-4)

Manager: F. Drake

10/22	at Princeton	7-47	L
10/27	Pennsylvania	6-44	L
11/3	Stevens	4-14	L
11/10	Rutgers	25-0	W
11/26	at Stevens	11-14	L
11/31	at Bucknell	59-0	W

## 1884 (2-5)

Manager: F. Drake

10/25	Lehigh	50-0	W
10/29	at Princeton	0-140	L
11/1	Pennsylvania	0-11	L
11/8	at Rutgers	0-26	L
11/12	at Lehigh	34-4	W
11/15	Stevens	4-17	L
11/27	at Stevens	0-52	L

## 1885 (3-2-1)

Manager: E. Swift

10/24	Stevens	16-12	W
10/28	Pennsylvania	22-30	L
10/31	at Lehigh	6-0	W
11/4	at Pennsylvania	10-54	L
11/11	at Stevens	23-18	W
11/21	Lehigh	6-6	T

## 1886 (10-2)

Manager: H. Foresman

10/13	at Swarthmore	20-12	W
10/16	Rutgers	28-2	W
10/18	Dickinson	24-5	W
10/20	Pennsylvania	12-0	W
10/23	at Stevens	5-0	W
10/30	at Pennsylvania	12-20	L
11/6	Lehigh	12-0	W
11/11	at Trinity	12-0	W
11/13	at Wesleyan	0-26	L
11/17	at Rutgers	26-10	W
11/20	Stevens	58-0	W
11/24	at Lehigh	4-0	W

## 1887 (7-2)

Manager: H. Morton

10/8	at Princeton	0-47	L
10/12	at Dickinson	12-0	W
10/15	Rutgers	20-0	W
10/19	Haverford	12-4	W
10/22	Swarthmore	31-6	W
10/29	at Lehigh	4-10	L
11/12	at Rutgers	36-0	W
11/16	at Pennsylvania	20-0	W
11/23	Lehigh	6-0	W

## 1888 (6-3)

Manager: H. Fay

10/10	Bucknell	54-0	W
10/13	at Swarthmore	18-0	W
10/20	at Rutgers	4-0	W
10/27	at Haverford	18-0	W
11/7	Pennsylvania	12-6	W
11/10	at Cornell	16-0	W
11/17	Lehigh	4-6	L
11/21	at Pennsylvania	0-50	L
11/27	at Lehigh	0-16	L



Lafayette's national championship team of 1896.

## 1889 (3-4-2)

Manager: E. Snodgrass

10/9	at Columbia	10-10	T
10/12	at Cornell	0-10	L
10/16	at Rutgers	16-0	W
10/30	at Lehigh	10-16	L
11/6	Pennsylvania	10-8	W
11/9	at Penn State	26-0	W
11/16	Lehigh	6-6	T
11/23	at Pennsylvania	0-14	L
11/28	vs. Cornell *	0-24	L

\* = at Syracuse, NY

## 1890 (2-5-1)

Manager: G. Harvey

10/1	Dickinson	54-0	W
10/4	Bucknell	0-0	T
10/11	at Franklin & Marshall	10-18	L
10/22	at Princeton	6-26	L
11/1	Lehigh	0-30	L
11/15	at Lehigh	6-60	L
11/21	at Virginia	14-20	L
11/22	at Columbia A. A.	20-6	W

## 1891 (2-9-1)

Coach: W.S. Moyle

9/25	Bucknell	10-16	L
10/2	Penn State	4-14	L
10/14	at Haverford	38-0	W
10/20	Princeton	0-24	L
10/24	at Cornell	0-30	L
10/28	at Pennsylvania	6-15	L
11/4	at Lehigh	4-22	L
11/11	Lehigh	2-6	L
11/18	Pennsylvania	10-12	L
11/20	at Virginia	6-6	T
11/21	at Navy	4-0	W
11/25	vs. Lehigh *	2-16	L

\* = at Wilkes-Barre, PA

## 1892 (5-7)

Coach: W.S. Moyle

10/1	Temperance A. A.	30-0	W
10/8	at Princeton	0-40	L
10/15	Rutgers	8-16	L
10/21	at Columbia A. A.	10-0	W
10/22	at Navy	4-22	L
10/26	Pennsylvania	6-8	L
10/29	at Rutgers	24-10	W
11/5	Lehigh	4-0	W
11/12	at Orange A. A.	30-0	W
11/16	at Pennsylvania	4-10	L
11/19	at Lehigh	6-15	L
11/23	vs. Penn State *	0-18	L

\* = at Wilkes-Barre, PA

## 1893 (3-6)

Coaches: P. Haskell & H. Vincent

9/30	at Princeton	0-20	L
10/4	Temperance A. A.	6-0	W
10/7	at West Point A. A.	0-36	L
10/14	at Orange A. A.	0-6	L
10/25	at Stevens	12-10	W
10/28	at Pennsylvania	0-82	L
11/8	at Lehigh	6-22	L
11/11	Rutgers	forfeit	W
11/18	Lehigh	0-10	L

## 1894 (5-6)

Coach: Hugh Janeway

9/29	at Princeton	0-40	L
10/3	Gettysburg	36-0	W
10/6	at Rutgers	10-12	L
10/13	at Cornell	0-34	L
10/20	at Penn State	0-72	L
10/24	Swarthmore	46-0	W
10/31	at Pennsylvania	0-26	L
11/3	at Orange A. A.	18-6	W
11/14	Lehigh	28-0	W
11/24	at Lehigh	8-11	L
11/29	Bucknell	44-0	W

## 1895 (6-2)

Coach: Parke Davis

10/5	at Orange A. A.	12-0	W
10/12	at Princeton	0-14	L
10/19	at Cornell	6-0	W
10/25	Ursinus	56-0	W
10/26	at Pennsylvania	0-30	L
10/30	Rutgers	52-0	W
11/9	at Lehigh	22-12	W
11/23	Lehigh	14-6	W

## 1896 (11-0-1)

### NATIONAL CHAMPIONS

Coach: Parke Davis

9/26	Volunteer Ath. Club	44-0	W
10/7	Princeton	0-0	T
10/15	vs. West Virginia *	18-0	W
10/16	vs. West Virginia @	6-0	W
10/17	vs. West Virginia #	34-0	W
10/24	at Pennsylvania	6-4	W
10/31	Dickinson	18-0	W
11/10	at Bloomsburg	17-0	W
11/11	at Wyoming Seminary	23-0	W
11/14	Franklin & Marshall	38-0	W
11/21	Wesleyan	18-0	W
11/26	at Navy	18-6	W

\* = at Fairmount, WV  
@ = at Parkersburg, WV  
# = at Wheeling, WV

## 1897 (9-2-1)

Coach: Parke Davis

9/27	at Bloomsburg	14-0	W
9/28	at Wyoming Seminary	26-0	W
10/2	Penn State	24-0	W
10/6	at Franklin & Marshall	8-0	W
10/9	Temperance A. A.	64-0	W
10/16	Cornell	4-4	T
10/23	at Pennsylvania	0-46	L
10/30	Lehigh	34-0	W
11/6	at Princeton	0-57	L
11/13	Dickinson	19-0	W
11/20	Wesleyan	41-6	W
11/25	at Lehigh	22-0	W

## 1898 (3-8)

Coach: S.B. Newton

10/1	Villanova	16-0	W
10/5	at Washington & Jefferson	0-16	L
10/8	Penn State	0-5	L
10/12	at Princeton	0-34	L
10/15	Dickinson	6-12	L
10/22	at Pennsylvania	0-32	L
10/26	at Navy	0-18	L
11/5	at Lehigh	0-22	L
11/12	at Cornell	0-47	L
11/19	Bucknell	6-0	W
11/24	Lehigh	11-5	W

## 1899 (12-1)

Coach: S.B. Newton

9/30	Ursinus	34-0	W
10/4	Villanova	13-0	W
10/7	at Swarthmore	16-6	W
10/11	at Princeton	0-12	L
10/14	Rutgers	57-0	W
10/21	at Pennsylvania	6-0	W
10/28	at Navy	5-0	W
11/4	Lehigh	17-0	W
11/7	at Newark A. A.	16-0	W
11/11	at Cornell	6-5	W
11/18	Bucknell	12-0	W
11/25	at Lehigh	35-0	W
11/30	Dickinson	36-0	W

## 1900 (9-2)

Coach: S.B. Newton

10/3	Ursinus	34-0	W
10/6	Susquehanna	35-0	W
10/10	Manhattan	11-0	W
10/13	Swarthmore	34-2	W
10/20	Princeton	0-5	L
10/27	Newark A. A.	16-0	W
11/3	at Lehigh	34-0	W
11/10	at Pennsylvania	5-12	L
11/17	Cornell	17-0	W
11/24	Lehigh	18-0	W
11/29	Dickinson	10-6	W

## 1901 (9-3)

Coach: S.B. Newton

10/2	Ursinus	40-0	W
10/5	Susquehanna	42-5	W
10/12	at Syracuse	5-0	W
10/16	Manhattan	16-6	W
10/19	at Orange Ath. Club	17-0	W
10/26	at Princeton	0-6	L
11/1	Lehigh	29-0	W
11/5	at Phil. A. A.	0-23	L
11/9	at Brown	11-6	W
11/16	at Homestead Athletic Club	0-48	L
11/23	at Lehigh	41-0	W
11/27	Dickinson	29-0	W



## Lafayette's Pro Football Players

**HARRISON BAILEY (OL-DL)**  
Connecticut Coyotes (AFL), 1996

**ED BAKER (QB)**  
New York Giants, 1970; Houston Oilers, 1972

**GEORGE BARCLAY (TB)**  
St. Louis, Rochester, 1899-1903

**FRANK BAUR (QB)**  
New York Giants, 1990

**ELIJAH BEAMON (OS)**  
Albany Conquest (AFL), 2002-04

**ED BEDNAR (G-T)**  
Frankford Yellowjackets, 1924; New York Giants, 1925-26

**MAURICE BENNETT (LB)**  
Chicago Bears, 2006

**CHARLIE BERRY (E)**  
Chicago Bears, 1925-26

**STEVE BIALE (OL)**  
Arizona (USFL), 1982

**MATT BRENNAN (TB, BB)**  
New York Giants, 1925; Brooklyn Lions, 1926

**ANDREW BROWN (LB)**  
Edmonton Eskimos, 2006

**JOHNNY BUDD (G-T)**  
Frankford Yellowjackets, 1926;  
Pottsville Maroons, 1927-28

**BLAKE COSTANZO (LB)**  
New York Jets, 2006

**ART DEIBEL (G-T)**  
Canton Bulldogs, 1926

**JOHN WILLIAM "DOC" ELLIOTT (FB-TB-WB)**  
Canton Bulldogs, 1922-23; Cleveland Bulldogs,  
1924-25; Cleveland Indians, 1931

**JACK ERNST (BB-TB-WB)**  
Pottsville Maroons, 1925-28; New York Yankees, 1928,  
Boston Bulldogs, 1929; Frankford Yellowjackets, 1930

**ADRIAN FORD (WB-E-BB-FB)**  
Pottsville Maroons, 1927; Frankford Yellowjackets, 1927

**B.J. GALLIS (LB)**  
B.C. Lions, 1997-1998; Edmonton Eskimos, 1999

**TIM GERHART (DL)**  
Denver Broncos, 1980

**JIM GOFF (OL)**  
New York Giants, 2000

**FRANK "HANS" GRUBE (E)**  
New York Yankees, 1928

**TOM KIRCHOFF (QB)**  
Philadelphia Eagles, 1993

**FRANK KIRKLESKI (TB-BB)**  
Pottsville Maroons, 1927; Orange, N.J. Tornadoes, 1929;  
Newark Tornadoes, 1930; Brooklyn Dodgers, 1931

**NICK KOWGIOS (RB)**  
Detroit Lions, 1987

**MIKE LEVY (OL-DL)**  
Albany Conquest (AFL), 2002-03, Florida Firecats 2004-present

**ADRIEL LINYEAR (WR-LS)**  
Albany Conquest (AFL), 2002-present

**HENRY BULGER "BULL" LOWE, JR. (E-T)**  
Canton Bulldogs, 1920; Cleveland Indians, 1921;  
Providence Steamrollers, 1925, 27;  
Frankford Yellowjackets, 1925-26

## Lafayette Football 1902-1913

**1902 (8-3)**  
Coach: David Fultz

9/27	Gallaudet	.....23-0	W
10/4	Susquehanna	.....53-0	W
10/8	Gettysburg	.....14-0	W
10/14	at Washington & Jefferson	.....12-0	W
10/18	Manhattan	.....38-5	W
10/28	at Georgetown	.....23-0	W
11/1	Brown	.....6-5	W
11/8	at Navy	.....11-12	L
11/15	at Cornell	.....0-28	L
11/22	Lehigh	.....0-6	L
11/27	Dickinson	.....23-0	W

**1903 (7-3)**  
Coach: Dr. Alfred Bull

9/26	Gallaudet	.....36-0	W
10/3	Gettysburg	.....11-0	W
10/10	Susquehanna	.....43-0	W
10/17	Fordham	.....48-0	W
10/24	at Navy	.....6-5	W
10/31	at New York University	.....8-6	W
11/7	at Princeton	.....0-11	L
11/14	Bloomsburg	.....29-0	W
11/21	at Lehigh	.....6-12	L
11/26	Dickinson	.....0-35	L

**1904 (8-2)**  
Coach: Dr. Alfred Bull

9/24	Wyoming Seminary	.....35-0	W
10/1	Ursinus	.....12-0	W
10/5	Gettysburg	.....20-0	W
10/8	Gallaudet	.....53-0	W
10/12	at Princeton	.....0-5	L
10/15	Bloomsburg	.....33-0	W
10/22	Swarthmore	.....4-0	W
10/29	Manhattan	.....54-0	W
11/5	at Pennsylvania	.....0-22	L
11/24	Lehigh	.....40-6	W

**1905 (7-2-1)**  
Coach: Dr. Alfred Bull

9/30	Wyoming Seminary	.....23-0	W
10/7	Ursinus	.....18-0	W
10/11	Medico-Chirurgical	.....35-0	W
10/14	Jefferson Medical	.....48-0	W
10/21	at Princeton	.....4-22	L
10/28	Lebanon Valley	.....79-0	W
11/4	at Pennsylvania	.....6-6	T
11/11	at Swarthmore	.....0-27	L
11/15	at Lehigh	.....53-0	W
11/30	Bucknell	.....47-0	W

**1906 (8-1-1)**  
Coach: Dr. Alfred Bull

9/29	Wyoming Seminary	.....34-0	W
10/6	Ursinus	.....33-0	W
10/13	Medico-Chirurgical	.....34-0	W
10/20	vs. No. Carolina College *	.....28-0	W
10/27	Colgate	.....17-6	W
11/3	vs. Washington & Jefferson @	.....14-6	W
11/10	at Pennsylvania	.....0-0	T
11/17	Syracuse	.....4-12	L
11/24	Lehigh	.....33-0	W
11/29	Dickinson	.....26-6	W

\* = at Richmond, VA  
@ = at Pittsburgh, PA



A ticket from a 1911 Lafayette game in which Jim Thorpe played for the Carlisle Indians was found by Mike Lucykanish while he was renovating a room in his house on Easton's Ferry Street.

**1907 (7-2-1)**  
Coach: Dr. Alfred Bull

9/28	Wyoming Seminary	.....22-0	W
10/5	Ursinus	.....21-0	W
10/9	Colgate	.....21-9	W
10/12	Hamilton	.....43-0	W
10/26	at Navy	.....0-17	L
11/2	at Pennsylvania	.....0-15	L
11/9	Bucknell	.....34-0	W
11/16	at Syracuse	.....4-4	T
11/23	at Lehigh	.....22-5	W
11/28	Dickinson	.....31-0	W

**1908 (6-2-2)**  
Coach: George Barclay

9/26	Wyoming Seminary	.....10-0	W
10/3	Stroudsburg Normal	.....22-0	W
10/7	Superba Ath. Club	.....12-0	W
10/10	at Princeton	.....0-0	T
10/17	Medico-Chirurgical	.....23-0	W
10/24	at Brown	.....8-6	W
10/31	Bucknell	.....6-6	T
11/7	at Pennsylvania	.....4-34	L
11/21	Lehigh	.....5-11	L
11/26	Dickinson	.....12-0	W

**1909 (7-0-1)**  
Coach: Bob Folwell

10/2	Wyoming Seminary	.....23-0	W
10/9	Hobart	.....50-0	W
10/16	Swarthmore	.....22-0	W
10/23	at Princeton	.....6-0	W
11/6	at Pennsylvania	.....6-6	T
11/13	Stroudsburg Normal	.....43-0	W
11/20	at Lehigh	.....21-0	W
11/25	Dickinson	.....5-0	W

**1910 (7-2)**  
Coach: Bob Folwell

9/24	Bloomsburg	.....31-0	W
10/1	Ursinus	.....10-0	W
10/8	Swarthmore	.....6-0	W
10/15	Princeton	.....0-3	L
10/22	Gettysburg	.....21-0	W
10/29	Bucknell	.....12-0	W
11/5	at Pennsylvania	.....0-18	L
11/19	Lehigh	.....14-0	W
11/24	Dickinson	.....41-0	W

**1911 (8-2)**  
Coaches: Bob Folwell & S.B. Newton

9/23	Bloomsburg	.....53-0	W
9/30	Ursinus	.....3-0	W
10/7	Swarthmore	.....12-5	W
10/14	Gettysburg	.....36-0	W
10/21	at Syracuse	.....10-0	W
10/28	Carlisle Indians	.....0-19	L
11/4	Bucknell	.....6-0	W
11/11	at Pennsylvania	.....6-23	L
11/25	at Lehigh	.....11-0	W
11/30	Dickinson	.....6-0	W

**1912 (4-5-1)**  
Coach: George McCaa

9/28	Muhlenberg	.....20-3	W
10/5	Swarthmore	.....0-22	L
10/12	at Yale	.....0-16	L
10/19	Ursinus	.....11-0	W
10/26	at Pennsylvania	.....7-3	W
11/2	Bucknell	.....0-0	T
11/9	Syracuse	.....7-30	L
11/16	at Brown	.....7-21	L
11/23	Lehigh	.....0-10	L
11/28	Dickinson	.....19-13	W

**1913 (4-5-1)**  
Coach: George McCaa

9/27	Muhlenberg	.....7-7	T
10/4	at Pennsylvania	.....0-10	L
10/11	at Yale	.....0-27	L
10/18	Swarthmore	.....19-0	W
10/25	Albright	.....7-0	W
11/1	Ursinus	.....44-2	W
11/8	at Pittsburgh	.....0-13	L
11/15	at Cornell	.....3-10	L
11/22	at Lehigh	.....0-7	L
11/27	Dickinson	.....7-0	W



# Lafayette Football 1914-1925

## 1914 (5-3-2)

Coach: Wilmer Crowell

9/26	Delaware	41-0	W
10/3	Ursinus	7-7	T
10/10	at Pennsylvania	0-0	T
10/17	at Princeton	0-16	L
10/24	Villanova	14-3	W
10/31	Penn State	0-17	L
11/7	Muhlenberg	24-3	W
11/14	Albright	42-6	W
11/21	Lehigh	7-17	L
11/26	Dickinson	56-7	W

## 1915 (8-3)

Coach: Wilmer Crowell

9/25	Muhlenberg	14-7	W
10/2	Ursinus	13-2	W
10/9	at Washington & Jefferson	0-17	L
10/16	at Princeton	3-40	L
10/20	Delaware	31-0	W
10/23	Albright	46-0	W
10/30	at Pennsylvania	17-0	W
11/6	Swarthmore	17-0	W
11/13	Penn State	3-33	L
11/20	at Lehigh	35-6	W
11/25	Dickinson	27-7	W

## 1916 (2-6-1)

Coach: Wilmer Crowell

9/30	Fordham	0-0	T
10/7	Swarthmore	6-10	L
10/14	Ursinus	0-6	L
10/21	at Princeton	0-33	L
10/28	Lebanon Valley	27-14	W
11/4	at Pennsylvania	0-19	L
11/11	Albright	32-0	W
11/17	at Penn State	0-40	L
11/25	Lehigh	0-16	L

## 1917 (3-5)

Coach: Robert "Punk" Berryman

10/6	U.S. Ambulance	20-0	W
10/13	Ursinus	12-6	W
10/20	Rutgers	7-33	L
10/27	Muhlenberg	0-6	L
11/3	at Pennsylvania	0-27	L
11/10	at Swarthmore	0-56	L
11/17	Albright	42-0	W
11/24	at Lehigh	0-78	L

## 1918 (3-4)

Coach: Lt. L.A. Cobbett

10/19	Ursinus	17-0	W
10/26	Muhlenberg	0-7	L
11/2	at Pennsylvania	0-34	L
11/18	Franklin & Marshall	13-0	W
11/23	Lehigh	0-17	L
11/28	Garden City Aviation	0-21	L
12/2	St. Joseph's	18-13	W

## 1919 (6-2)

Coach: Dr. John B. "Jock" Sutherland

10/4	Muhlenberg	13-0	W
10/11	at Princeton	6-9	L
10/18	Haverford	41-0	W
10/25	at Pennsylvania	0-23	L
11/1	at Cornell	21-2	W
11/8	Dickinson	48-0	W
11/15	Trinity	35-0	W
11/22	at Lehigh	10-6	W

## 1920 (5-3)

Coach: Dr. John B. "Jock" Sutherland

10/2	Muhlenberg	20-0	W
10/9	at Navy	7-12	L
10/16	at Pennsylvania	0-7	L
10/23	Catholic	34-0	W
10/30	at Pittsburgh	0-14	L
11/6	Bucknell	10-7	W
11/13	Villanova	34-0	W
11/20	Lehigh	27-7	W

## 1921 (9-0)

### NATIONAL CHAMPIONS

Coach: Dr. John B. "Jock" Sutherland

9/24	Muhlenberg	48-0	W
10/1	Pittsburgh	6-0	W
10/8	Dickinson	27-0	W
10/15	at Bucknell	20-7	W
10/22	vs. Fordham *	28-7	W
10/29	Rutgers	35-0	W
11/5	at Pennsylvania	38-6	W
11/12	Delaware	44-0	W
11/19	at Lehigh	28-6	W
* = at Polo Grounds, NY			

## 1922 (7-2)

Coach: Dr. John B. "Jock" Sutherland

9/30	Richmond	34-0	W
10/7	at Pittsburgh	7-0	W
10/14	Muhlenberg	62-0	W
10/21	Bucknell	28-7	W
10/28	at Boston College	12-0	W
11/4	vs. Washington & Jefferson *	13-14	L
11/11	at Rutgers	33-6	W
11/25	Lehigh	3-0	W
12/2	at Georgetown	7-13	L
* = at Polo Grounds, NY			

## 1923 (6-1-2)

Coach: Dr. John B. "Jock" Sutherland

9/29	Muhlenberg	20-0	W
10/6	at Pittsburgh	0-7	L
10/13	Franklin & Marshall	33-0	W
10/20	Springfield	21-0	W
10/27	Rutgers	6-6	T
11/3	vs. Washington & Jefferson *	6-6	T
11/10	at Pennsylvania	8-6	W
11/17	Dayton	45-0	W
11/24	at Lehigh	13-3	W
* = at Polo Grounds, NY			

## 1924 (7-2)

Coach: G. Herbert McCracken

9/27	Muhlenberg	13-0	W
10/4	at Pittsburgh	10-0	W
10/11	Hobart	30-0	W
10/18	at Bucknell	21-3	W
10/25	vs. Washington & Jefferson *	20-6	W
11/1	at Pennsylvania	3-6	L
11/8	vs. Rutgers @	7-43	L
11/15	Alfred	47-0	W
11/22	Lehigh	7-0	W
* = at Polo Grounds, NY			
@ = at Princeton, NJ			

## 1925 (7-1-1)

Coach: G. Herbert McCracken

9/26	Muhlenberg	20-14	W
10/3	at Pittsburgh	20-9	W
10/10	Washington	40-0	W
10/17	vs. Colgate *	7-7	T
10/24	vs. Washington & Jefferson @	6-7	L
10/31	St. Bonaventure	20-6	W
11/7	Rutgers	34-0	W
11/14	Susquehanna	47-0	W
11/21	at Lehigh	14-0	W
* = at Philadelphia, PA			
@ = at Polo Grounds, NY			

## Lafayette's Pro Football Players

JOE MARHEFKA (E)  
Pottsville Maroons, 1925-28

ERIK MARSH (RB)  
New York Jets, 1995

BRUCE McINTYRE (RB)  
Tampa Bay Buccaneers, Denver Broncos, 1987

BILL MESSICK  
Pittsburgh Steelers, 1968

TONY MILLER (FB)  
New York Jets, 1989

BOB MILLMAN (WB-BB)  
Pottsville Maroons, 1925-27

WALTER STANLEY "DINTY" MOORE (WB-BB)  
Pottsville Maroons, 1927

DON NICKLES (TB-FB)  
Pittsburgh Steelers, 1960

MATT O'CONNELL (E)  
Frankford Yellowjackets, 1924-25

PETER OHNEGAN (OL-DL)  
Tampa Bay Storm, Miami Hooters, New Jersey Red Dogs, Los Angeles Avengers (AFL), 1994-95, 1999-2000

DAVE PYNE (OL)  
New York Giants, 1994

ROBERT RASP (DB)  
Miami Dolphins, 1980

VIC REUTER (C)  
Staten Island Stapletons, 1932

CHRIS ROYLE (OL)  
Tennessee Valley Vipers (AFL2), 2004

MATT SALA (OL-DL)  
Albany Firebirds (AFL), 1990

DAVE SHEA (DB)  
Pittsburgh Steelers, 1980

GEORGE SEASHORTZ (FB-TB-WB)  
Milwaukee Badgers, 1922; Kenosha Maroons, 1924

JOE SKLADANY (LB)  
Arizona (USFL), 1982

RICH SMITH (TE)  
Detroit Lions, 1980

ED STAAHL (OL)  
New York Jets, 1983

ROB STEWART (QB)  
Seattle Seahawks, 1978

CHRISTOPHER THATCHER (OL)  
Cincinnati Bengals, 1986

JOHNNY THOMPSON (G)  
Frankford Yellowjackets, 1929

BODIE WELDON (WB-TB)  
Buffalo All-Americans, 1920

JOE WILLIAMS (G-E-FB)  
Canton Bulldogs, 1923; New York Giants 1925-26

MIKE WILSON (WB-TB-FB)  
Frankford Yellowjackets, 1929

PHIL YARBEROUGH (WR-LB)  
Albany Conquest (AFL), 2002-03

WALTER ZIRINSKI (FB)  
Cleveland Rams, 1945



Lafayette's national championship team of 1921.



# Lafayette Football 1926-1938



Lafayette's national championship team of 1926.

## did you know?

As documented in the Dec. 31, 1995 edition of the *New York Times*, Lafayette's Herb McCracken invented the huddle in 1924 after discovering that his hand signals had been scouted and decoded by Penn. ▲

History was made in 1930 when Lafayette and Washington & Jefferson played the first indoor night college football game before a standing room only crowd of 17,000 at the Atlantic City Auditorium.



### 1926 (9-0)

#### NATIONAL CHAMPIONS

Coach: G. Herbert McCracken

9/25	Muhlenberg	.....35-0	W
10/2	Schuylkill College	.....47-0	W
10/9	at Pittsburgh	.....17-7	W
10/16	Dickinson	.....42-13	W
10/23	Albright	.....30-7	W
10/30	vs. Washington & Jefferson *	.....16-10	W
11/6	at Rutgers	.....37-0	W
11/13	Susquehanna	.....68-0	W
11/20	Lehigh	.....35-0	W

\* = at Philadelphia, PA

### 1927 (5-3-1)

Coach: G. Herbert McCracken

9/24	Schuylkill College	.....39-13	W
10/1	Muhlenberg	.....38-7	W
10/8	Rutgers	.....56-0	W
10/15	at West Virginia	.....7-7	T
10/22	Washington & Jefferson	.....0-14	L
10/29	at Penn State	.....6-40	L
11/5	at Georgetown	.....2-27	L
11/12	Susquehanna	.....73-6	W
11/19	at Lehigh	.....43-0	W

### 1928 (6-1-2)

Coach: G. Herbert McCracken

9/29	Albright	.....78-0	W
10/6	Muhlenberg	.....56-0	W
10/13	George Washington	.....28-0	W
10/20	at Bucknell	.....0-0	T
10/27	West Virginia	.....0-17	L
11/3	Washington & Jefferson	.....13-13	T
11/10	at Rutgers	.....16-0	W
11/17	Penn State	.....7-0	W
11/24	Lehigh	.....38-14	W

### 1929 (3-5)

Coach: G. Herbert McCracken

10/5	Muhlenberg	.....23-0	W
10/12	Manhattan	.....23-0	W
10/19	Bucknell	.....3-6	L
10/26	at Penn State	.....3-6	L
11/2	at Washington & Jefferson	.....0-20	L
11/9	Rutgers	.....20-6	W
11/16	at Temple	.....0-13	L
11/23	at Lehigh	.....12-13	L

### 1930 (5-3-1)

Coach: G. Herbert McCracken

9/27	St. Thomas	.....7-0	W
10/4	Muhlenberg	.....13-0	W
10/11	at Colgate	.....0-41	L
10/18	Penn State	.....0-0	T
10/25	vs. Washington & Jefferson *	.....0-7	L
11/1	Upsala	.....74-0	W
11/8	at Rutgers	.....31-26	W
11/15	at Temple	.....0-43	L
11/22	Lehigh	.....16-6	W

\* = at Atlantic City, NJ

### 1931 (7-2)

Coach: G. Herbert McCracken

9/26	Baltimore	.....51-0	W
10/3	Muhlenberg	.....26-0	W
10/10	at Colgate	.....0-16	L
10/17	St. John's	.....22-0	W
10/24	Washington & Jefferson	.....21-0	W
10/31	at Pennsylvania	.....0-3	L
11/7	Rutgers	.....22-0	W
11/14	Penn State	.....33-0	W
11/21	at Lehigh	.....13-7	W

### 1932 (3-5)

Coach: G. Herbert McCracken

10/1	at Muhlenberg	.....6-0	W
10/8	at Dartmouth	.....0-6	L
10/15	Colgate	.....0-35	L
10/22	at Bucknell	.....6-14	L
10/29	Washington & Jefferson	.....0-7	L
11/5	at Rutgers	.....6-7	L
11/12	St. John's	.....51-0	W
11/19	Lehigh	.....25-6	W

### 1933 (3-5-1)

Coach: G. Herbert McCracken

9/30	Muhlenberg	.....20-0	W
10/7	at Franklin & Marshall	.....12-0	W
10/14	vs. New York University *	.....12-13	L
10/21	Bucknell	.....0-21	L
10/28	at Colgate	.....0-0	T
11/4	at Pennsylvania	.....7-16	L
11/11	Rutgers	.....13-20	L
11/18	at Columbia	.....6-46	L
11/25	at Lehigh	.....54-12	W

\* = at Yankee Stadium

### 1934 (2-6)

Coach: G. Herbert McCracken

10/6	Muhlenberg	.....19-0	W
10/13	Franklin & Marshall	.....0-13	L
10/20	at New York University	.....7-12	L
10/27	Albright	.....26-0	W
11/3	at Pennsylvania	.....0-41	L
11/10	at Rutgers	.....6-27	L
11/17	at Penn State	.....6-25	L
11/24	Lehigh	.....7-13	L

### 1935 (2-7)

Coach: G. Herbert McCracken

9/28	Moravian	.....0-6	L
10/5	Muhlenberg	.....7-0	W
10/12	at Albright	.....0-38	L
10/19	Colgate	.....0-52	L
10/26	at Pennsylvania	.....0-67	L
11/2	Rutgers	.....6-31	L
11/9	Baltimore	.....26-0	W
11/16	at Yale	.....0-55	L
11/23	at Lehigh	.....0-48	L

### 1936 (1-8)

Coach: Ernie Nevers

9/26	at Muhlenberg	.....6-19	L
10/3	at Pennsylvania	.....0-35	L
10/10	Gettysburg	.....0-2	L
10/17	Dickinson	.....7-0	W
10/24	at Colgate	.....0-41	L
10/31	at New York University	.....0-46	L
11/7	Washington & Jefferson	.....6-31	L
11/14	Moravian	.....7-28	L
11/21	Lehigh	.....0-18	L

### 1937 (8-0)

Coach: Edward E. "Hook" Mylin

10/2	Upsala	.....33-0	W
10/9	at Gettysburg	.....2-0	W
10/16	at Georgetown	.....6-0	W
10/23	at New York University	.....13-0	W
10/30	Franklin & Marshall	.....14-0	W
11/6	Rutgers	.....13-6	W
11/13	Washington & Jefferson	.....16-0	W
11/20	at Lehigh	.....6-0	W

### 1938 (5-3)

Coach: Edward E. "Hook" Mylin

10/1	at Pennsylvania	.....6-34	L
10/8	at Brown	.....0-20	L
10/15	Washington & Jefferson	.....27-0	W
10/22	New York University	.....7-6	W
10/29	Ursinus	.....39-0	W
11/5	at Penn State	.....7-0	W
11/12	at Rutgers	.....0-6	L
11/19	Lehigh	.....6-0	W



# Lafayette Football 1939-1956

## 1939 (4-5)

*Coach:* Edward E. "Hook" Mylin

9/30	Ursinus	.....33-0	W
10/7	at Pennsylvania	.....0-6	L
10/14	Muhlenberg	.....6-7	L
10/21	at Dartmouth	.....0-14	L
10/28	Gettysburg	.....40-0	W
11/4	at New York University	.....0-14	L
11/11	Rutgers	.....6-13	L
11/18	Washington & Jefferson	.....13-0	W
11/25	at Lehigh	.....29-13	W

## 1940 (9-0)

*Coach:* Edward E. "Hook" Mylin

9/28	Ursinus	.....20-0	W
10/5	at New York University	.....9-7	W
10/12	at Muhlenberg	.....26-7	W
10/19	Gettysburg	.....45-6	W
10/26	at Army	.....19-0	W
11/2	Washington & Jefferson	.....25-0	W
11/9	at Rutgers	.....7-6	W
11/16	Western Maryland	.....40-7	W
11/23	Lehigh	.....46-0	W

## 1941 (5-4)

*Coach:* Edward E. "Hook" Mylin

9/27	at Virginia	.....6-25	L
10/4	New York University	.....0-6	L
10/11	at Navy	.....2-41	L
10/18	Muhlenberg	.....40-0	W
10/25	Brown	.....0-13	L
11/1	at Gettysburg	.....17-6	W
11/8	Rutgers	.....16-0	W
11/15	Western Maryland	.....26-0	W
11/22	at Lehigh	.....47-7	W

## 1942 (3-5-1)

*Coach:* Edward E. "Hook" Mylin

9/26	at Cornell	.....16-20	L
10/3	at Army	.....0-14	L
10/10	Fort Monmouth	.....7-3	W
10/17	at Brown	.....0-7	L
10/24	Virginia	.....19-13	W
10/31	at Bucknell	.....7-13	L
11/7	at Rutgers	.....19-13	W
11/14	Lakehurst	.....0-14	L
11/21	Lehigh	.....7-7	T

## 1943 (4-1)

*Coach:* Ben Wolfson

10/16	U.S. Naval Air Station	.....12-0	W
10/23	Lehigh	.....39-7	W
11/6	at Rutgers	.....0-13	L
11/20	Rutgers	.....9-2	W
11/27	at Lehigh	.....58-0	W

## 1944 (6-1)

*Coach:* Ben Wolfson

10/7	at New York University	.....39-0	W
10/14	at Syracuse	.....7-32	L
10/21	at Lehigh	.....44-0	W
10/28	Rutgers	.....19-6	W
11/4	Ursinus	.....34-21	W
11/11	at Rutgers	.....39-0	W
11/18	Lehigh	.....64-0	W

## 1945 (1-7-1)

*Coach:* Ben Wolfson

9/29	at Columbia	.....14-40	L
10/6	at Princeton	.....7-7	T
10/13	at Colgate	.....0-47	L
10/20	Kings Point	.....7-26	L
10/27	Bucknell	.....2-26	L
11/3	at Temple	.....0-20	L
11/10	Rutgers	.....14-32	L
11/17	U.S. Naval Air Station	.....7-12	L
11/24	at Lehigh	.....7-0	W

## 1946 (2-7)

*Coach:* Edward E. "Hook" Mylin

9/28	Muhlenberg	.....20-32	L
10/5	at Pennsylvania	.....0-66	L
10/12	Gettysburg	.....14-27	L
10/19	Washington & Jefferson	.....7-6	W
10/26	at Bucknell	.....0-29	L
11/2	Colgate	.....0-39	L
11/9	at Rutgers	.....2-41	L
11/16	at Columbia	.....0-46	L
11/23	Lehigh	.....13-0	W

## 1947 (6-3)

*Coach:* Ivan Williamson

9/27	Muhlenberg	.....0-38	L
10/4	at Pennsylvania	.....0-59	L
10/11	Gettysburg	.....14-13	W
10/18	Bucknell	.....27-7	W
10/25	at Washington & Jefferson	.....20-12	W
11/1	Syracuse	.....14-7	W
11/8	Rutgers	.....0-20	L
11/15	at Fordham	.....7-0	W
11/22	at Lehigh	.....7-0	W

## 1948 (7-2)

*Coach:* Ivan Williamson

9/25	Fordham	.....53-14	W
10/2	at Army	.....7-54	L
10/9	Washington & Jefferson	.....56-15	W
10/16	at Muhlenberg	.....46-13	W
10/23	at Bucknell	.....19-7	W
10/30	George Washington	.....33-14	W
11/6	at Rutgers	.....13-34	L
11/13	Ohio Wesleyan	.....27-7	W
11/20	Lehigh	.....23-13	W

## 1949 (2-6)

*Coach:* Maurice "Clipper" Smith

9/24	at Princeton	.....14-26	L
10/1	at Syracuse	.....13-20	L
10/8	Muhlenberg	.....35-14	W
10/22	Delaware	.....0-7	L
10/28	at George Washington	.....7-14	L
11/5	Rutgers	.....0-14	L
11/12	Bucknell	.....14-21	L
11/19	at Lehigh	.....21-12	W

## 1950 (1-8)

*Coach:* Maurice "Clipper" Smith

9/23	Fordham	.....19-20	L
9/30	at Cornell	.....0-27	L
10/7	Scranton	.....7-20	L
10/14	at Muhlenberg	.....6-21	L
10/21	at Delaware	.....9-7	W
10/28	at Bucknell	.....0-32	L
11/4	Syracuse	.....0-34	L
11/11	at Rutgers	.....7-31	L
11/18	Lehigh	.....0-38	L

## 1951 (1-7)

*Coach:* Maurice "Clipper" Smith

9/22	Albright	.....6-12	L
9/29	Rutgers	.....12-47	L
10/6	at Syracuse	.....0-46	L
10/13	Muhlenberg	.....14-7	W
10/20	at Princeton	.....7-60	L
10/27	Bucknell	.....21-40	L
11/10	Delaware	.....7-25	L
11/17	at Lehigh	.....0-32	L

## 1952 (0-9)

*Coach:* Steve Hokuf

9/27	at Bucknell	.....13-45	L
10/4	Albright	.....6-28	L
10/11	at Muhlenberg	.....0-37	L
10/18	at Princeton	.....0-48	L
10/25	at Yale	.....0-47	L
11/1	New York University	.....7-14	L
11/8	at Rutgers	.....6-21	L
11/15	at Delaware	.....12-13	L
11/22	Lehigh	.....7-14	L

## 1953 (5-4)

*Coach:* Steve Hokuf

9/26	at Princeton	.....14-20	L
10/3	at Albright	.....28-7	W
10/10	Muhlenberg	.....7-20	L
10/17	Western Maryland	.....28-0	W
10/24	Bucknell	.....7-6	W
10/31	at Franklin & Marshall	.....34-13	W
11/7	Rutgers	.....13-14	L
11/14	Delaware	.....7-13	L
11/21	at Lehigh	.....33-13	W

## 1954 (4-5)

*Coach:* Steve Hokuf

9/25	Albright	.....26-0	W
10/2	Carnegie Tech	.....21-23	L
10/9	at Muhlenberg	.....0-27	L
10/16	at Buffalo	.....26-0	W
10/23	at Bucknell	.....0-7	L
10/30	Gettysburg	.....20-6	W
11/6	at Rutgers	.....0-7	L
11/13	at Delaware	.....7-41	L
11/20	Lehigh	.....46-0	W

## 1955 (6-2)

*Coach:* Steve Hokuf

9/24	Muhlenberg	.....7-0	W
10/1	at Carnegie Tech	.....41-14	W
10/8	Delaware	.....6-14	L
10/15	at Dartmouth	.....21-13	W
10/22	Bucknell	.....34-13	W
10/29	at Gettysburg	.....14-15	L
11/5	Rutgers	.....16-7	W
11/19	at Lehigh	.....35-6	W

## 1956 (6-3)

*Coach:* Steve Hokuf

9/22	at Muhlenberg	.....26-0	W
9/29	Temple	.....20-0	W
10/6	at Delaware	.....28-14	W
10/13	Albright	.....32-7	W
10/20	at Bucknell	.....13-7	W
10/27	Gettysburg	.....6-12	L
11/3	at Rutgers	.....19-20	L
11/10	Western Maryland	.....43-7	W
11/17	Lehigh	.....10-27	L

## did you know?

Lafayette played Lehigh twice annually from 1884-1901, with the exception of 1896, the only disruption in the series. The two teams played three times in 1891.

Lafayette and Lehigh also met twice in 1943 and 1944 during World War II, with the College Hill men winning all four games by a combined score of 205-7. ▲



## Leopard Team Captains

1882	Henry Craven
1883	Theodore Welles
1884	Lewis Frey
1885	John Hamme
1886	Frederick Gutelius
1887	Frederick Payne
1888	Everet Camp
1889	Harry Mackey
1890	Joseph Fox
1891	Moncure March
1892	Gustave Voight
1893	Ernest Edwards
1894	Samuel Jordan
1895	Gideon Boericke
1896	George Waldbridge
1897	Charles Rinehart
1898	Charles Best
1899	Edward Bray
1900	John Chalmers
1901	Walter Bachman
1902	Harry Trout
1903	John Ernst
1904	Joseph Morrison
1905	Frank Newberry
1906	Erastus Doud
1907	Charles Ellicott
1908	George McCaa
1909	Arthur Blaicher
1910	Edwin Foresman
1911	William Dannehower
1912	Howard Benson
1913	William Wagenhurst
1914	Joseph Diamond
1915	John Luhr
1916	Paul Taylor
1917	Henry Lehr, Grant Scott
1918	Grant Scott
1919	John Weldon
1920	Joseph Lehecka
1921	Joseph Lehecka
1922	Frank Schwab
1923	Arthur Deibel
1924	Charles Berry
1925	Louis Gebhard
1926	Frank Kirkleski
1927	Harold Cotran, William Atkinson
1928	Richard Guest
1929	William Sherwood
1930	Raymond Woodfin
1931	Walter Vanderbush, Victor Reuter
1932	Adam Cirillo
1933	Jerry Miller
1934	Charles Nesi
1935	W.R. Cocke, Jr.
1936	Benjamin Snyder
1937	Edward Kanzler
1938	Nobert Weldon, Harold Simmons
1939	Hunter Jaggard
1940	George Moyer
1941	John McKenna, Joseph Laird
1942	Charles Nagle
1943	Walter Sergy
1944	Edward Podgorski
1945	Game Captains
1946	Ed Whiteman
1947	Tod Saylor
1948	Daniel Kovacs
1949	Gordon Schleer, Joseph Zahurack
1950	Jay Barclay, Joseph Diamond
1951	Melvin Everingham, Gordon Patrizio
1952	Jack Herbruck, Edward Greaves
1953	Joseph O'Lenic
1954	Russell Hedden

## Lafayette Football 1957-1974

### 1957 (4-4)

<i>Coach:</i> Steve Hokuf	
9/28	Muhlenberg .....20-13 W
10/5	at Buffalo .....14-6 W
10/12	Delaware .....cancelled - Flu
10/19	at Temple .....12-13 L
10/26	Bucknell .....35-13 W
11/2	at Gettysburg .....20-46 L
11/9	Rutgers .....19-34 L
11/16	Western Maryland .....40-13 W
11/23	at Lehigh .....13-26 L

### 1958 (5-3-1)

<i>Coach:</i> James McConlogue	
9/27	at Dartmouth .....0-20 L
10/4	Muhlenberg .....27-14 W
10/11	at Delaware .....7-6 W
10/18	Temple .....35-0 W
10/25	at Bucknell .....34-6 W
11/1	Gettysburg .....19-13 W
11/8	at Rutgers .....0-18 L
11/15	at Tufts .....8-16 L
11/22	Lehigh .....14-14 T

### 1959 (5-4)

<i>Coach:</i> James McConlogue	
9/26	at Pennsylvania .....0-26 L
10/3	at Muhlenberg .....19-6 W
10/10	Delaware .....8-26 L
10/17	at Temple .....52-20 W
10/24	Bucknell .....12-6 W
10/31	at Gettysburg .....13-16 L
11/7	Rutgers .....14-16 L
11/14	Tufts .....13-0 W
11/21	at Lehigh .....28-6 W

### 1960 (5-4)

<i>Coach:</i> James McConlogue	
9/24	at Pennsylvania .....14-35 L
10/1	Muhlenberg .....20-14 W
10/8	at Delaware .....3-0 W
10/15	Temple .....9-7 W
10/22	at Bucknell .....0-28 L
10/29	Gettysburg .....10-7 W
11/5	at Rutgers .....8-36 L
11/12	at Tufts .....22-7 W
11/19	Lehigh .....3-26 L

### 1961 (2-6-1)

<i>Coach:</i> James McConlogue	
9/23	at Muhlenberg .....14-13 W
9/30	at Pennsylvania .....7-14 L
10/7	Delaware .....0-34 L
10/14	at Temple .....12-12 T
10/21	Bucknell .....0-13 L
10/28	at Gettysburg .....0-6 L
11/4	Rutgers .....6-37 L
11/11	Tufts .....27-17 W
11/18	at Lehigh .....14-17 L

### 1962 (3-6)

<i>Coach:</i> James McConlogue	
9/22	Muhlenberg .....17-0 W
9/29	at Pennsylvania .....11-13 L
10/6	at Delaware .....7-28 L
10/13	Temple .....0-21 L
10/20	at Bucknell .....6-28 L
10/27	Gettysburg .....20-14 W
11/3	at Rutgers .....0-40 L
11/10	at Waynesburg .....10-0 W
11/17	Lehigh .....6-13 L

### 1963 (1-8)

<i>Coach:</i> Kenneth Bunn	
9/28	at Pennsylvania .....0-47 L
10/5	at Muhlenberg .....7-18 L
10/12	Delaware .....0-61 L
10/19	at Temple .....0-31 L
10/26	Bucknell .....14-13 W
11/2	at Gettysburg .....12-14 L
11/9	Rutgers .....0-49 L
11/16	Tufts .....13-25 L
11/30	at Lehigh .....6-13 L

### 1964 (0-7-2)

<i>Coach:</i> Kenneth Bunn	
9/26	at Brown .....3-20 L
10/3	Hofstra .....7-7 T
10/10	at Delaware .....0-28 L
10/17	Temple .....18-38 L
10/24	at Bucknell .....12-54 L
10/31	Gettysburg .....3-21 L
11/7	at Rutgers .....6-31 L
11/14	at Davidson .....12-31 L
11/21	Lehigh .....6-6 T

### 1965 (3-7)

<i>Coach:</i> Kenneth Bunn	
9/18	at Colgate .....0-40 L
9/25	at Columbia .....14-10 W
10/2	at Hofstra .....7-31 L
10/9	Delaware .....7-40 L
10/16	at Temple .....12-27 L
10/23	Bucknell .....14-13 W
10/30	at Gettysburg .....20-40 L
11/6	Rutgers .....23-18 W
11/13	Davidson .....10-14 L
11/20	at Lehigh .....14-20 L

### 1966 (3-6)

<i>Coach:</i> Kenneth Bunn	
9/24	at Harvard .....7-30 L
10/1	Hofstra .....6-9 L
10/8	at Delaware .....15-23 L
10/15	at Tufts .....40-0 W
10/22	at Bucknell .....25-7 W
10/29	Gettysburg .....18-19 L
11/5	at Rutgers .....28-32 L
11/12	Colgate .....9-20 L
11/19	Lehigh .....16-0 W

### 1967 (4-5)

<i>Coach:</i> Harry Gamble	
9/23	at Hofstra .....0-28 L
9/30	at Harvard .....0-51 L
10/7	Bucknell .....21-6 W
10/14	Washington & Lee .....17-6 W
10/21	Delaware .....2-21 L
10/28	at Gettysburg .....17-27 L
11/4	Rutgers .....3-27 L
11/11	at Kings Point .....36-7 W
11/18	at Lehigh .....6-0 W

### 1968 (7-3)

<i>Coach:</i> Harry Gamble	
9/21	at Rutgers .....7-37 L
9/28	at Columbia .....36-14 W
10/5	Hofstra .....7-0 W
10/12	at Washington & Lee .....27-7 W
10/19	Drexel .....27-0 W
10/26	at Bucknell .....10-13 L
11/2	Gettysburg .....37-0 W
11/9	Kings Point .....7-0 W
11/16	at Colgate .....14-10 W
11/23	Lehigh .....6-21 L

### 1969 (4-6)

<i>Coach:</i> Harry Gamble	
9/20	Rutgers .....22-44 L
9/27	at Columbia .....36-22 W
10/4	at Hofstra .....41-25 W
10/11	Drexel .....27-7 W
10/18	Boston University .....14-22 L
10/25	Bucknell .....20-21 L
11/1	at Gettysburg .....10-19 L
11/8	at Vermont .....28-17 W
11/15	Colgate .....10-14 L
11/22	at Lehigh .....19-36 L

### 1970 (6-5)

<i>Coach:</i> Harry Gamble	
9/12	East Stroudsburg .....27-16 W
9/19	at Rutgers .....16-41 L
9/26	at Columbia .....9-23 L
10/3	Drexel .....19-14 W
10/10	at Delaware .....20-36 L
10/17	at Pennsylvania .....20-31 L
10/24	at Bucknell .....28-30 L
10/31	Gettysburg .....21-14 W
11/7	at Davidson .....53-34 W
11/14	Vermont .....31-14 W
11/21	Lehigh .....31-28 W

### 1971 (5-5)

<i>Coach:</i> Neil Putnam	
9/18	Rutgers .....13-7 W
9/25	Columbia .....3-0 W
10/2	at Drexel .....21-13 W
10/9	Delaware .....0-49 L
10/16	at Pennsylvania .....17-15 W
10/23	Bucknell .....0-33 L
10/30	at Kings Point .....0-20 L
11/6	at Gettysburg .....27-12 W
11/13	Colgate .....14-51 L
11/20	at Lehigh .....19-48 L

### 1972 (3-7)

<i>Coach:</i> Neil Putnam	
9/16	Kings Point .....20-13 W
9/23	at Colgate .....14-33 L
9/29	at Pennsylvania .....12-55 L
10/7	at Delaware .....0-27 L
10/14	Rutgers .....7-21 L
10/21	at Bucknell .....7-26 L
10/28	at Maine .....6-16 L
11/4	Gettysburg .....39-25 W
11/11	Drexel .....16-0 W
11/18	Lehigh .....6-14 L

### 1973 (6-3-1)

<i>Coach:</i> Neil Putnam	
9/15	at Kings Point .....21-3 W
9/22	Colgate .....21-55 L
9/29	Pennsylvania .....16-14 W
10/6	C.W. Post .....28-12 W
10/13	at Rutgers .....6-35 L
10/20	Bucknell .....0-0 T
10/27	Maine .....23-13 W
11/3	at Gettysburg .....19-3 W
11/10	Drexel .....21-11 W
11/17	at Lehigh .....13-45 L

### 1974 (3-7)

<i>Coach:</i> Neil Putnam	
9/14	at Army .....7-14 L
9/21	Kings Point .....13-17 L
9/28	at Columbia .....15-0 W
10/5	at Gettysburg .....14-3 W
10/12	at Hofstra .....17-7 W
10/19	Pennsylvania .....7-37 L
10/26	Colgate .....18-24 L
11/2	at Bucknell .....6-10 L
11/9	Rutgers .....0-35 L
11/23	Lehigh .....7-57 L



# Lafayette Football 1975-1989

## 1975 (5-5)

*Coach:* Neil Putnam

9/20	at Kings Point	.....7-3	W
9/27	Columbia	.....10-7	W
10/4	Hofstra	.....31-19	W
10/11	Bucknell	.....5-15	L
10/17	at Pennsylvania	.....0-13	L
10/25	at Colgate	.....2-56	L
11/1	Gettysburg	.....20-12	W
11/8	at Rutgers	.....6-48	L
11/15	Davidson	.....31-3	W
11/22	at Lehigh	.....14-40	L

## 1976 (5-5)

*Coach:* Neil Putnam

9/11	at Army	.....6-16	L
9/18	Kings Point	.....7-10	L
9/25	at Columbia	.....31-38	L
10/2	Wagner	.....44-21	W
10/16	Pennsylvania	.....14-15	L
10/23	Colgate	.....14-24	L
10/30	at Bucknell	.....17-7	W
11/6	at Gettysburg	.....30-3	W
11/13	at Davidson	.....30-20	W
11/20	Lehigh	.....21-17	W

## 1977 (5-6)

*Coach:* Neil Putnam

9/10	Maine	.....10-12	L
9/17	at Colgate	.....12-38	L
9/24	at Columbia	.....10-21	L
10/1	at Kings Point	.....33-6	W
10/8	Bucknell	.....34-7	W
10/14	at Pennsylvania	.....7-42	L
10/22	at Army	.....6-42	L
10/29	Gettysburg	.....22-3	W
11/5	Fordham	.....41-23	W
11/12	Davidson	.....20-18	W
11/19	at Lehigh	.....17-35	L

## 1978 (4-7)

*Coach:* Neil Putnam

9/9	Gettysburg	.....31-0	W
9/16	at Army	.....14-24	L
9/23	Kings Point	.....10-13	L
9/30	at Columbia	.....0-21	L
10/7	Fordham	.....17-14	W
10/14	at Bucknell	.....14-7	W
10/21	Pennsylvania	.....20-19	W
10/28	at Maine	.....25-31	L
11/4	at Colgate	.....7-17	L
11/11	at Davidson	.....12-17	L
11/18	Lehigh	.....15-23	L

## 1979 (5-3-2)

*Coach:* Neil Putnam

9/8	at Gettysburg	.....41-6	W
9/15	at Kings Point	.....33-6	W
9/22	at Davidson	.....13-16	L
9/29	Columbia	.....14-7	W
10/13	Bucknell	.....0-0	T
10/19	at Pennsylvania	.....9-7	W
10/27	Maine	.....21-34	L
11/3	Colgate	.....7-7	T
11/10	Wagner	.....21-3	W
11/17	at Lehigh	.....3-24	L

## 1980 (3-7)

*Coach:* Neil Putnam

9/13	Central Conn. State	.....3-14	L
9/20	Davidson	.....27-20	W
9/27	at Columbia	.....0-6	L
10/4	at Maine	.....3-24	L
10/11	at Bucknell	.....0-14	L
10/18	Pennsylvania	.....3-0	W
10/25	at Colgate	.....0-44	L
11/1	at New Hampshire	.....6-26	L
11/15	Kings Point	.....31-12	W
11/22	Lehigh	.....0-32	L

## 1981 (9-2)

*Coach:* Bill Russo

9/12	Central Conn. State	.....51-0	W
9/19	at Davidson	.....14-7	W
9/26	at Columbia	.....28-13	W
10/3	Maine	.....17-0	W
10/10	Bucknell	.....37-0	W
10/17	at Colgate	.....0-30	L
10/24	at Gettysburg	.....28-14	W
10/31	C.W.Post	.....48-10	W
11/7	New Hampshire	.....18-21	L
11/14	at U.S.M.M.A.	.....49-13	W
11/21	at Lehigh	.....10-3	W

## 1982 (7-3)

*Coach:* Bill Russo

9/11	Rhode Island	.....10-20	L
9/18	at Army	.....20-26	L
9/25	at Columbia	.....53-23	W
10/2	at Bucknell	.....37-6	W
10/9	at Maine	.....14-28	L
10/16	Pennsylvania	.....35-20	W
10/23	Davidson	.....49-14	W
11/6	at Princeton	.....47-37	W
11/13	Kutztown	.....36-3	W
11/20	Lehigh	.....34-6	W

## 1983 (6-5)

*Coach:* Bill Russo

9/10	East Stroudsburg	.....20-14	W
9/17	at Davidson	.....35-12	W
9/24	Columbia	.....34-29	W
10/1	Bucknell	.....33-3	W
10/8	Maine	.....38-39	L
10/15	at Pennsylvania	.....20-28	L
10/22	at James Madison	.....31-14	W
10/29	Colgate	.....7-21	L
11/5	at Princeton	.....33-41	L
11/12	Kutztown	.....28-13	W
11/19	at Lehigh	.....14-22	L

## 1984 (5-5)

*Coach:* Bill Russo

9/8	at Rhode Island	.....10-31	L
9/15	New Hampshire	.....7-21	L
9/22	Kutztown	.....16-3	W
9/29	at Columbia	.....23-14	W
10/6	at Maine	.....20-22	L
10/13	Connecticut	.....20-13	W
10/20	at Colgate	.....20-41	L
11/3	at Bucknell	.....3-10	L
11/11	East Stroudsburg	.....44-38	W
11/17	Lehigh	.....28-7	W

## 1985 (6-5)

*Coach:* Bill Russo

9/14	at New Hampshire	.....20-7	W
9/21	Colgate	.....14-30	L
9/28	Columbia	.....20-0	W
10/5	at Cornell	.....17-3	W
10/12	James Madison	.....20-13	W
10/19	at Navy	.....14-56	L
10/26	at Rhode Island	.....21-41	L
11/2	Towson	.....24-27	L
11/9	Bucknell	.....47-0	W
11/16	Kutztown	.....23-7	W
11/23	at Lehigh	.....19-24	L

## 1986 (6-5, 2-2 Colonial League)

*Coach:* Bill Russo

9/13	Kutztown	.....17-6	W
9/20	Holy Cross*	.....14-38	L
9/27	at Columbia	.....26-21	W
10/4	Cornell	.....33-22	W
10/11	New Hampshire	.....16-20	L
10/18	at Davidson	.....51-14	W
10/25	at Bucknell*	.....52-34	W
11/1	at Colgate*	.....7-42	L
11/8	at Pennsylvania	.....14-42	L
11/15	at Army	.....48-56	L
11/22	Lehigh*	.....28-23	W

## 1987 (4-7, 2-3 Colonial League)

*Coach:* Bill Russo

9/12	Kutztown	.....29-17	W
9/19	at Holy Cross*	.....11-40	L
9/26	Columbia	.....38-7	W
10/3	at Cornell	.....12-17	L
10/10	Bucknell*	.....42-21	W
10/17	Davidson*	.....38-10	W
10/24	at New Hampshire	.....19-21	L
10/31	Colgate*	.....14-35	L
11/7	Pennsylvania	.....14-23	L
11/14	at Army	.....37-49	L
11/21	at Lehigh*	.....10-17	L

## 1988 (8-2-1, 5-0 Colonial League)

**Colonial League Champions**  
*Coach:* Bill Russo

9/10	Kutztown	.....54-7	W
9/17	Holy Cross*	.....28-20	W
9/24	at Columbia	.....49-3	W
10/1	at Colgate*	.....42-35	W
10/8	at Bucknell*	.....52-35	W
10/15	at Army	.....17-24	L
10/22	Mercyhurst	.....50-18	W
10/29	Cornell	.....21-21	T
11/5	Pennsylvania	.....17-31	L
11/12	at Davidson*	.....38-13	W
11/19	Lehigh*	.....52-45	W

## 1989 (5-5, 2-2 Colonial League)

*Coach:* Bill Russo

9/9	Kutztown	.....44-14	W
9/16	Holy Cross*	.....21-23	L
9/23	at Pennsylvania	.....12-25	L
9/30	Columbia	.....52-14	W
10/7	at Cornell	.....23-24	L
10/14	Fordham	.....40-7	W
10/21	at Army	.....20-34	L
10/28	Colgate*	.....38-33	W
11/4	at Bucknell*	.....33-54	L
11/18	at Lehigh*	.....36-21	W

# Leopard Team Captains

1955	Bob Fyvie, Jack Burcin
1956	Jack Slotter, Robert Burcin
1957	William Harrick, Joseph Bozik
1958	Donald Dilly
1959	Donald Nikles
1960	Charles Bartos, Robert Howard
1961	Walter Doleschal, Peter Lehr
1962	Martin Shane
1963	John Brown, Richard Zanewicz
1964	Douglas Dill, George Hossenlopp
1965	Thomas Rosenberg, Joseph Smodish, Gabriel Washo
1966	Gary Marshall
1967	Robert Albus
1968	Richard Lettieri
1969	Robert Zimmers, Gary Kolarik
1970	Richard McKay
1971	Peter Tonks, Edward DiSalvo
1972	Steven Hutzinger, Donald Meyer
1973	Thomas Kubler, James Nolan
1974	Adam Piergallini, Michael Slattery
1975	Mark Jones, John Grimes
1976	Matt Walsh, George O'Shaughnessy
1977	John Orrico, Thomas Padilla
1978	Jim Medes, Brian Musician
1979	Tim Gerhart, Rich Smith
1980	Steve MacCorkle, Ed Rogusky
1981	Steve Biale, Joe Skladany
1982	Bob Mahr, Ed Stahl
1983	Rich Doverspike, Frank Novak, Craig Williams
1984	Frank Corbo
1985	John Anderson, Ryan Priest
1986	Charles Brantley, Ryan Priest, Chris Thatcher
1987	Jim Johnson, Dave MacPhee
1988	Chris LaPietra, Andy Nygren
1989	Frank Baur, Dwayne Norris
1990	Art Bittel, Tom Costello
1991	Dave Levine, Tim Moncman
1992	Tom Kirchoff, Kevin McManus
1993	Chris Flood, Pete Ohnegian, Dave Pyne, Mark Reardon
1994	Harrison Bailey, Erik Marsh
1995	Glenn Hunzinger, Gavin Morrissey, Jarrett Shine
1996	B.J. Gallis, Quincy Miller
1997	Dan Bengele, Craig Hansen, Todd Stahlnecker
1998	Angel Colon, Damian Wroblewski, Andy Zabinski
1999	John Fistner, Jim Goff, Chad Williamson
2000	Mike Levy, Phil Yarberough
2001	Jim Brown, Barret Diefendefor
2002	Chris Partridge, Chris Royle
2003	Marko Glavic, John Weyrauch, Wes Erbe, John-Frank Stubits
2004	Wes Erbe, Stephen Bono
2005	Maurice Bennett, David Nelson
2006	Brad Maurer, Marvin Snipes, Justin Stovall





**ERIK MARSH '95**

## did you know?

Erik Marsh '95 is the all-time leading rusher in both Patriot League and Lafayette history with 4,834 yards.

A two-time All-American, Marsh helped lead the Leopards to Patriot League championships in both 1992 and 1994. ▲

# Lafayette Football 1990-2001

## 1990 (4-7, 1-4 Patriot League)

Coach: Bill Russo

9/8	Kutztown	32-16	W
9/15	Bucknell*	14-24	L
9/22	at Yale	17-18	L
9/29	Pennsylvania	20-13	W
10/6	at Columbia	41-34	W
10/13	Cornell	16-38	L
10/20	at Army	0-56	L
10/27	at Holy Cross*	3-34	L
11/3	at Fordham*	59-14	W
11/10	at Colgate*	7-36	L
11/17	Lehigh*	14-35	L

## 1991 (6-5, 3-2 Patriot League)

Coach: Bill Russo

9/14	Buffalo	42-21	W
9/21	at Va. Military Inst.	21-42	L
9/28	Yale	14-24	L
10/5	at Pennsylvania	20-12	W
10/12	Bucknell*	20-16	W
10/19	Columbia	30-15	W
10/26	at Hofstra	17-60	L
11/2	at Holy Cross*	14-48	L
11/9	Fordham*	33-7	W
11/16	Colgate*	48-31	W
11/23	at Lehigh*	18-36	L

## 1992 (8-3, 5-0 Patriot League)

### Patriot League Champions

Coach: Bill Russo

9/12	Hofstra	21-14	W
9/19	Buffalo	49-28	W
9/26	at Princeton	35-38	L
10/3	at Cornell	33-44	L
10/10	at Army	36-38	L
10/17	Harvard	31-29	W
10/24	at Fordham*	44-21	W
10/31	at Colgate*	37-28	W
11/7	Holy Cross*	15-6	W
11/14	at Bucknell*	49-7	W
11/21	Lehigh*	32-29	W

## 1993 (5-4-2, 3-1-1 Patriot League)

Coach: Bill Russo

9/11	Bucknell*	31-14	W
9/18	at Buffalo	29-15	W
9/25	Princeton	7-21	L
10/2	at Harvard	16-21	L
10/9	at Columbia	58-6	W
10/16	Hofstra	17-17	T
10/23	Fordham*	27-12	W
10/30	Colgate*	7-7	T
11/6	at Holy Cross*	52-27	W
11/13	at Army	12-35	L
11/20	at Lehigh*	14-39	L

## 1994 (5-6, 5-0 Patriot League)

### Patriot League Champions

Coach: Bill Russo

9/10	East Stroudsburg	14-31	L
9/17	at Pennsylvania	7-27	L
9/24	Hofstra	6-27	L
10/1	at Columbia	13-28	L
10/8	Dartmouth	15-27	L
10/15	at Navy	0-9	L
10/22	Holy Cross*	17-9	W
10/29	at Bucknell*	56-14	W
11/5	at Colgate*	14-6	W
11/12	at Fordham*	34-6	W
11/19	Lehigh*	54-20	W

## 1995 (4-6-1, 3-2 Patriot League)

Coach: Bill Russo

9/9	at Buffalo	24-17	W
9/16	at Hofstra	0-26	L
9/23	Pennsylvania	8-28	L
9/30	Columbia	10-10	T
10/7	at Dartmouth	7-14	L
10/14	at Princeton	0-41	L
10/21	at Holy Cross*	27-17	W
10/28	at Bucknell*	11-30	L
11/4	Colgate*	35-9	W
11/11	Fordham*	24-21	(OT) W
11/18	at Lehigh*	30-37	(OT) L

## 1996 (5-5, 2-2 Patriot League)

Coach: Bill Russo

9/14	Millersville	29-17	W
9/21	Northeastern	6-36	L
9/28	Cornell	30-19	W
10/5	at Harvard	17-7	W
10/12	at Fordham*	cancelled	
10/19	at Columbia	0-3	L
10/26	at Colgate*	9-40	L
11/2	at Army	21-41	L
11/9	Bucknell*	23-7	W
11/16	Holy Cross*	38-21	W
11/23	Lehigh*	19-23	L

## 1997 (3-8, 2-4 Patriot League)

Coach: Bill Russo

9/6	Fordham*	0-23	L
9/13	at Army	14-41	L
9/20	Bucknell*	21-23	L
9/27	at Brown	27-35	L
10/4	Columbia	31-3	W
10/11	Colgate*	6-44	L
10/18	at Cornell	34-41	(OT) L
10/25	Towson*	38-0	W
11/1	New Haven	0-38	L
11/15	at Holy Cross*	34-23	W
11/22	at Lehigh*	31-43	L

## 1998 (3-8, 3-3 Patriot League)

Coach: Bill Russo

9/12	at Northeastern	7-41	L
9/19	Buffalo	14-16	L
9/26	Brown	21-23	L
10/3	at Dartmouth	10-13	(OT) L
10/10	at Towson*	27-7	W
10/17	Princeton	0-28	L
10/24	at Bucknell*	22-33	L
10/31	Holy Cross*	28-17	W
11/7	at Fordham*	27-20	W
11/14	at Colgate*	27-42	L
11/21	Lehigh*	7-31	L

## 1999 (4-7, 2-4 Patriot League)

Coach: Bill Russo

9/11	at Towson*	7-35	L
9/18	at Holy Cross*	12-30	L
9/25	at Brown	28-35	L
10/2	Dartmouth	20-10	W
10/9	Colgate*	14-56	L
10/16	at Princeton	10-22	L
10/23	Bucknell*	22-21	W
10/30	Marist	38-13	W
11/6	Fordham*	27-7	W
11/13	Duquesne	17-28	L
11/20	at Lehigh*	12-14	L

## 2000 (2-9, 1-5 Patriot League)

Coach: Frank Tavani

9/9	Towson*	20-42	L
9/16	Princeton	24-17	W
9/23	at Pennsylvania	28-45	L
9/30	Harvard	19-42	L
10/7	at Columbia	22-47	L
10/14	at Bucknell*	30-42	L
10/21	Holy Cross*	28-13	W
10/28	at Colgate*	14-17	L
11/4	at Fordham*	28-31	L
11/11	at Duquesne	14-23	L
11/18	Lehigh*	17-31	L

## 2001 (2-8, 1-6 Patriot League)

Coach: Frank Tavani

9/8	at Towson*	13-16	(OT) L
9/15	at Princeton	cancelled	
9/22	Pennsylvania	0-37	L
9/29	at Harvard	14-38	L
10/6	Columbia	31-14	W
10/13	Bucknell*	16-17	L
10/20	at Holy Cross*	53-63	L
10/27	Colgate*	16-20	L
11/3	Fordham*	24-45	L
11/10	at Georgetown*	37-17	W
11/17	at Lehigh*	6-41	L



# Lafayette Football 2002-present

## 2002 (7-5, 5-2 Patriot League)

Coach: Frank Tavani

9/7	Monmouth	.....30-29	W
9/14	Towson*	.....23-7	W
9/21	Pennsylvania	.....21-52	L
9/28	at Princeton	.....19-34	L
10/5	at Duquesne	.....22-23	L
10/12	at Columbia	.....28-21	W
10/19	Georgetown	.....35-17	W
10/26	at Fordham*	.....26-33	L
11/2	at Colgate*	.....24-31	L
11/9	at Bucknell*	.....19-3	W
11/16	Holy Cross*	.....42-13	W
11/23	Lehigh*	.....14-7	W

## 2003 (5-6, 2-5 Patriot League)

Coach: Frank Tavani

9/6	Marist	.....49-0	W
9/13	at Towson*	.....13-19	L
9/27	Princeton	.....28-13	W
10/4	Georgetown*	.....10-17	L
10/11	Columbia	.....41-27	W
10/18	at Harvard	.....27-34	L
10/25	Fordham*	.....30-32	L
11/1	Colgate*	.....31-47	L
11/8	Bucknell*	.....35-17	W
11/15	at Holy Cross*	.....41-13	W
11/22	at Lehigh*	.....10-30	L

## 2004 (8-4, 5-1 Patriot League)

**Patriot League Champions**

Coach: Frank Tavani

9/4	Marist	.....48-7	W
9/11	at Georgetown*	.....17-6	W
9/18	at Princeton	.....18-35	L
9/25	at Richmond	.....21-16	W
10/2	Harvard	.....23-38	L
10/9	at Columbia	.....35-14	W
10/16	at Bucknell*	.....14-13	W
10/23	at Fordham*	.....35-20	W
11/6	at Colgate*	.....19-22	L
11/13	Holy Cross*	.....56-20	W
11/20	Lehigh*	.....24-10	W
11/27	at Delaware	.....14-28	L
	(NCAA Playoffs)	.....14-28	L

## 2005 (8-4, 5-1 Patriot League)

**Patriot League Champions**

Coach: Frank Tavani

9/13	at Marist	.....40-21	W
9/10	at Richmond	.....7-0	W
9/17	at Princeton	.....21-23	L
9/24	at Fordham*	.....27-10	W
10/1	at Georgetown*	.....12-7	W
10/8	at Columbia	.....14-7	W
10/15	Harvard	.....17-24	L
10/29	Bucknell*	.....33-20	W
11/5	Colgate*	.....15-18	L
11/13	at Holy Cross*	.....41-21	W
11/20	at Lehigh*	.....23-19	W
11/27	at Appalachian State	.....23-34	L
	(NCAA Playoffs)	.....23-34	L



## did you know?

Phil Yarberough '01 ended his career as Lafayette's all-time leading receiver after catching 77 passes for 1,139 yards and seven touchdowns during the 2000 season. ▲

**All-Time Record:** 620-526-39 (.540)

**All-Time Record vs. Patriot League Members:** 167-151-16 (.524)

**Record in Patriot League Play (Since Play Began in 1986):** 59-49-1 (.546)

*Below left: Patriot League Champions, 2004*

*Below right: Patriot League Champions, 2005*



# Lafayette vs. Lehigh

## College Football's Most-Played Rivalry

“The Lehigh-Lafayette game is an integral part of a college education. The game provides thrills and excitement and instills an attitude that is essential to succeed in all walks of life. Traditions, pregame hype and celebrations are all as important as the game itself.

No other football rivalry is quite like Lehigh-Lafayette. The traditions are pure and the festivities are genuine. Sportswriters are afraid to predict the winner, oddsmakers shy from a point spread and coaches don't have to worry about getting their players up for the game. Previous records, scores and games against common opponents are meaningless. It's one game—all or nothing.”

Preface

### Traditions of Lehigh-Lafayette

Todd Davidson and Bob Donchez

D&D Publishing Company, 1995



## Series Facts

**First Meeting:** Oct. 25, 1884; Easton—Lafayette 50, Lehigh 0

**Last Meeting:** Nov. 19, 2006; Bethlehem—Lafayette 23, Lehigh 19

**Series Record:** Lafayette leads, 74-62-5 (.543) (141 games)

**In Easton:** Lafayette leads, 39-22-5 (.629)

**In Bethlehem:** Lehigh leads, 39-35-0 (.527)

**Neutral Site:** Lehigh won the lone neutral game of the series in Wilkes-Barre on Nov. 25, 1891 (16-2)

**Largest Margin of Victory (Lafayette):** Nov. 18, 1944; Easton—Lafayette 64, Lehigh 0

**Largest Margin of Victory (Lehigh):**

Nov. 24, 1917; Bethlehem—Lehigh 78, Lafayette 0

**Last Shutout:** Nov. 22, 1980; Easton—Lehigh 32, Lafayette 0

**Last Tie:** Nov. 21, 1964; Easton, Lafayette 6, Lehigh 6 (100th meeting)

**Points Scored in Series:** Lafayette 2,484; Lehigh 1,998

**Average Final Score:** Lafayette 17.6, Lehigh 14.2

**Longest Lafayette Win Streak:** 10 wins, 1919-28

**Longest Lehigh Win Streak:** 7 wins; 1995-2001

**Miscellaneous Facts:** The schools played each other twice per season from 1884-1901. They met three times in 1891 and did not meet in 1896.

## Lafayette-Lehigh Game MVP

Beginning with the 1960 contest, the media in attendance at the Lafayette-Lehigh football game have selected the game's Most Valuable Player. There have been four two-time winners of the MVP Award: Tom Costello and Erik Marsh of Lafayette, and Marty Horn and Kim McQuilken of Lehigh. Lafayette quarterback Brad Maurer and tailback Jonathan Hurt won the award in 2004 and 2005, respectively, and both return for the 2006 season.

The Lafayette-Lehigh MVP winners through the years:

- 1960 Al Richmond (Lehigh), RB, Sr.
- 1961 Boyd Taylor (Lehigh), RB, Sr.
- 1962 Walt King (Lehigh), QB, Sr.
- 1963 Les Kish (Lehigh), QB, So.
- 1964 George Hossenlopp (Lafayette), QB, Sr.
- 1965 Hal Yeich (Lehigh), RB, Sr.
- 1966 Rick Craw (Lafayette), TB, Jr.
- 1967 Art Renfro (Lehigh), LB, Sr.
- 1968 Jim Petrillo (Lehigh), RB, So.
- 1969 Don Diorio (Lehigh), RB, So.
- 1970 Rick Nowell (Lafayette), WR/PK, Sr.
- 1971 Jack Rizzo (Lehigh), RB, Sr.
- 1972 Kim McQuilken (Lehigh), QB, Jr.
- 1973 Kim McQuilken (Lehigh), QB, Sr.
- 1974 Joe Alleva (Lehigh), QB, Sr.
- 1975 Joe Sterrett (Lehigh), QB, Sr.
- 1976 Mark Jones (Lafayette), QB, Sr.  
Rod Gardner (Lehigh), RB, Sr.
- 1977 Mike Reiker (Lehigh), QB, Sr.
- 1978 Steve Kreider (Lehigh), WR, Sr.
- 1979 Joe Rabuck (Lehigh), RB, So.
- 1980 Mike Crowe (Lehigh), DE, Sr.
- 1981 Frank Novak (Lafayette), QB, So.
- 1982 Jack Gatehouse (Lafayette), WR, Sr.
- 1983 Marty Horn (Lehigh), QB, So.
- 1984 Jim Johnson (Lafayette), QB, Fr.
- 1985 Marty Horn (Lehigh), QB, Sr.
- 1986 Bruce McIntyre (Lafayette), TB, Sr.
- 1987 Mark McGowan (Lehigh), QB, Jr.
- 1988 Tom Costello (Lafayette), TB, Fr.
- 1989 Tom Costello (Lafayette), TB, So.
- 1990 Erick Torain (Lehigh), RB, Sr.
- 1991 Glenn Kempa (Lehigh), QB, Sr.
- 1992 Erik Marsh (Lafayette), TB, So.
- 1993 Scott Semptimpelter (Lehigh), QB, Sr.
- 1994 Erik Marsh (Lafayette), TB, Sr.
- 1995 Brian Klingerman (Lehigh), WR, Sr.
- 1996 Phil Stambaugh (Lehigh), QB, Fr.
- 1997 Rabih Abdullah (Lehigh), RB, Sr.
- 1998 Ron Jean (Lehigh), RB, Jr.
- 1999 Ron Jean (Lehigh), RB, Sr.
- 2000 Matt Salvaterra (Lehigh), DB, So.
- 2001 Josh Snyder (Lehigh), WR, Sr.
- 2002 Joe McCourt (Lafayette), TB, So.
- 2003 Jermaine Pugh (Lehigh), RB, Sr.
- 2004 Brad Maurer (Lafayette), QB, So.
- 2005 Jonathan Hurt (Lafayette), TB, Jr.

