


LAFAYETTE FOOTBALL™



TRADITION OF EXCELLENCE

MILESTONE FOOTBALL WINS

Since fielding its first college football team in the fall of 1882, Lafayette has had a proud, colorful gridiron tradition on the way to a total of 633 victories. Football followers on College Hill have been able to lay claim to two outright national championships and a share of still another. In 1896, Lafayette and Princeton both claimed a piece of the national championship following a scoreless tie. The Leopards finished the season 11-0-1 while the Tigers were 10-0-1. Undeclared 9-0 records in 1921 and 1926 gave Lafayette followers reason to believe they were number one in the country both seasons.

Victory #	Year	Opponent (Score)
1	1883	Rutgers (25-0)
58	1896	Princeton (0-0) (tied for national championship)
100	1900	Dickinson (10-6)
200	1915	Pennsylvania (17-0)
231	1921	Lehigh (28-6) (clinched national championship)
261	1926	Pittsburgh (17-7) (clinched national championship)
300	1934	Muhlenberg (19-0)
315	1938	Penn State (7-0) (last meeting)
326	1940	Army (19-0) (lone win in series to date)
348	1944	Lehigh (64-0) (biggest win in series to date)
400	1959	Temple (52-20)
500	1982	Kutztown State (36-3)
600	2003	Marist (49-0)
612	2004	Lehigh (24-10) (clinched first-ever postseason berth)

GAMES PLAYED LEADERS

Lafayette and Lehigh own the distinction of being college football's most-played rivalry. The two teams will square off for the 145th time at the conclusion of the 2009 regular season.

Rivalry	Games Played
Lafayette-Lehigh	144
Princeton-Yale	131
Harvard-Yale	125
Amherst-Williams	123
Albion-Kalamazoo	123
Bowdoin-Colby	120
Knox-Monmouth (IL)	120
Minnesota-Wisconsin	118
Richmond-William & Mary	118
Coe-Cornell (IA)	118
Kansas-Missouri	118
Cornell-Pennsylvania	115
Kansas-Nebraska	115
Texas-Texas A&M	115

LAFAYETTE RANKS 33RD IN ALL-TIME WINS

Lafayette College fielded its first football team in 1882 and won its first game in the fourth contest of the following season, beating Rutgers, 25-0. Since that win, the Leopards have joined the elite group of institutions with 600 or more football victories. Lafayette played its 1,000th football game on Sept. 16, 1989, and was the first founding Patriot League school to eclipse the 500-victory plateau.

Rank	School	NCAA Division	# of Wins
1.	Michigan	BCS	872
2.	Yale	FCS	853
3.	Notre Dame	BCS	830
	Texas	BCS	830
5.	Nebraska	BCS	817
6.	Ohio State	BCS	807
7.	Penn State	BCS	800
8.	Alabama	BCS	799
9.	Harvard	FCS	798
10.	Penn	FCS	796
11.	Oklahoma	BCS	791
12.	Princeton	FCS	780
13.	Tennessee	BCS	776
14.	Southern California	BCS	766
15.	Fordham	FCS	738
16.	Georgia	BCS	723
17.	Louisiana State	BCS	700
18.	Auburn	BCS	681
19.	Wittenberg	III	677
20.	Syracuse	BCS	674
21.	West Virginia	BCS	673
22.	Colorado	BCS	663
23.	Georgia Tech	BCS	662
24.	Texas A&M	BCS	657
25.	Washington & Jefferson	III	657
	Mount Union (OH)	III	657
27.	Pittsburgh	BCS	653
28.	Arkansas	BCS	651
29.	Washington	BCS	650
30.	Miami (OH)	BCS	649
31.	Dartmouth	FCS	643
32.	Florida	BCS	641
33.	LAFAYETTE	FCS	640
34.	North Carolina	BCS	639
35.	Minnesota	BCS	637
	Army	BCS	637
37.	Widener	III	634
38.	Delaware	FCS	633
39.	Clemson	BCS	632
	Navy	BCS	632
41.	Pittsburgh State	II	630
42.	Lehigh	FCS	625
43.	Cornell	FCS	616
44.	California	BCS	614
45.	Virginia	BCS	611
	Michigan St.	BCS	611
47.	Williams	III	609
48.	Boston College	BCS	609

LAFAYETTE ALL-AMERICANS

Academic All-America Selections

Selected by College Sports Information Directors of America (CoSIDA)

- 1971 Pete Tonks, 2nd-team (fullback / economics); (College Division)
1974 Mike Kline, 1st-team (defensive back / biology); (College Division)
1975 Mike Kline, 2nd-team (defensive back / biology); (College Division)
1977 Vic Angeline, 2nd-team (defensive back / civil engineering); (College Division)
Kevin McCarthy, 2nd-team (defensive end / electrical engineering); (College Division)
1979 Ed Rogusky, 1st-team (halfback / biology); (College Division)
1980 Ed Rogusky, 1st-team (halfback / biology); (University Division)
1982 Joe Calhoun, District II (defensive end / biology); (University Division)
1994 Jeff Denning, District II (offensive tackle / engineering); (University Division)
Jason McLaughlin, District II (placekicker / chemistry); (University Division)
1995 Jeff Denning, District II (offensive tackle / engineering); (University Division)
Craig Hansen, District II (defensive lineman / liberal arts); (University Division)
1996 Craig Hansen, District II (defensive lineman / liberal arts); (University Division)
Barrett Hammons, District II (flanker / psychology); (University Division)
Joe Luke, District II (flanker / biology); (University Division)
Mike Steeber, District II (defensive back / economics); (University Division)
1997 Craig Hansen, District II (defensive lineman / liberal arts); (University Division)
Tom Falzone, District II (split end / economics); (University Division)
1998 Mike Steeber, District II (defensive back / economics); (University Division)
Damian Wroblewski, District II (offensive lineman / history); (University Division)
Phil Yarberough, District II (split end / economics); (University Division)
1999 Kenya Allen, District II (defensive back / economics & business); (University Division)
Stewart Kupfer, District II (tight end / economics & business); (University Division)
2000 Kenya Allen, District II (defensive back / economics & business); (University Division)
Jamie Anzalone, District II (defensive back / government and law); (University Division)
Herb Kennedy, District II (defensive back / chemistry); (University Division)
Stewart Kupfer, District II (tight end / economics & business); (University Division)
Chad Ritchie, District II (quarterback / economics & business); (University Division)
2001 Jamie Anzalone, District II (defensive back / government & law); (University Division)
Matt Hinzpeter, District II (defensive lineman / psychology and economics & business); (University Division)
Herb Kennedy, District II (defensive back / chemistry); (University Division)
Curt Wilson, District II (offensive line / mechanical engineering); (University Division)
Stewart Kupfer, National 2nd team & District II (tight end / economics & business); (University Division)
Chad Ritchie, District II (quarterback / economics & business); (University Division)
2002 Jamie Anzalone, District II (defensive back / government and law); (University Division)
Stephen Bono, District II (offensive line / civil engineering); (University Division)
Herb Kennedy, District II (defensive back / chemistry); (University Division)
Michael O'Connor, District II (quarterback / economics & business); (University Division)
Curt Wilson, District II (offensive line / mechanical engineering); (University Division)
2003 Stephen Bono, District II (offensive line / civil engineering); (University Division)
Curt Wilson, District II (offensive line / mechanical engineering); (University Division)
2004 Stephen Bono, National 1st Team and District II (offensive line / civil engineering); (University Division)
Brad Maurer, District II (quarterback / neuroscience); (University Division)
2005 Maurice Bennett, District II (linebacker / economics & business); (University Division)
Brad Maurer, District II (quarterback / neuroscience); (University Division)
2006 Brad Maurer, District II (quarterback / neuroscience); (University Division)

All-America Selections

- 1897 Charles Rinehart, 2nd-team (guard); *Walter Camp*
George Walbridge, 3rd-team (back); *Walter Camp*
1899 Henry Trout, 3rd-team (guard); *Walter Camp*
1900 David Cure, 2nd-team (fullback); *Walter Camp*
Walter Bachman, 2nd-team (center); *Walter Camp*
1901 David Cure, 2nd-team (fullback); *Walter Camp*
Walter Bachman, 2nd-team (center); *Walter Camp*
1908 George McCaa, 3rd-team (fullback); *Walter Camp*
1909 George McCaa, 3rd-team (fullback); *Walter Camp*
1911 Frank Kelly, 2nd-team (guard); *Walter Camp*
1919 Joseph DuMoe, 2nd-team (end); *Walter Camp*
1921 Frank Schwab, 1st-team (guard); *Walter Camp*
1922 Frank Schwab, 1st-team (guard); *Walter Camp*
1923 Arthur Deibel, 2nd-team (tackle); *Walter Camp*
1924 Charlie Berry, 1st-team (end); *Walter Camp*
1926 George "Mike" Wilson, 1st-team (halfback); *Newspaper Enterprise Association*
George "Mike" Wilson, 2nd-team (halfback); *New York Sun*
George "Mike" Wilson, 3rd-team (halfback); *New York Telegraph*
Frank Kirkleski, 2nd-team (halfback); *New York Telegraph*
Frank Kirkleski, 3rd-team (halfback); *The New York World*
Bill Cothran, 2nd-team (tackle); *New York Telegraph*
1937 Tony Cavallo, honorable mention (halfback); *Associated Press*
1940 James Farrell, honorable mention (halfback); *Associated Press*
George Mayer, honorable mention (halfback); *Associated Press*
1968 Mike Miller, honorable mention Little All-America (split end); *UPI*
Mike Miller, honorable mention Little All-America (split end); *Associated Press*
1969 Mike Miller, honorable mention Little All-America (split end); *UPI*
Mike Miller, honorable mention Little All-America (split end); *Associated Press*
Tom Triolo, honorable mention Little All-America (fullback); *Associated Press*
1972 Tony Giglio, honorable mention (halfback); *Associated Press (College Division)*
1973 Tony Giglio, 3rd-team (halfback); *Associated Press (College Division)*
1974 Mike Slattery, honorable mention (defensive back); *Associated Press (College Division)*
1977 Blake Steele, honorable mention (defensive tackle); *Associated Press (College Division)*
Rob Stewart, honorable mention (quarterback); *Associated Press (College Division)*
1978 Tim Gerhart, honorable mention (defensive end); *Associated Press (Division I-AA)*
1979 Tim Gerhart, 2nd-team (defensive end); *Associated Press (Division I-AA)*
Bob Rasp, honorable mention (defensive back); *Associated Press (Division I-AA)*
Dave Shea, honorable mention (defensive back); *Associated Press (Division I-AA)*
Joe Skladany, honorable mention (linebacker); *Associated Press (Division I-AA)*
Rich Smith, honorable mention (tight end); *Associated Press (Division I-AA)*
Rich Smith 1st team (tight end); *Kodak AFCA*
1981 Joe Skladany, 1st-team (linebacker); *Associated Press (Division I-AA)*
Steve Biale, honorable mention (offensive guard); *Associated Press (Division I-AA)*
Rodger Shepko, honorable mention (halfback); *Associated Press (Division I-AA)*
1982 Tony Green, 1st-team (middle guard); *Kodak (Division I-AA)*
Tony Green, honorable mention (middle guard); *Associated Press (Division I-AA)*
Frank Novak, honorable mention (quarterback); *Associated Press (Division I-AA)*
Ed Stahl, honorable mention (offensive tackle); *Associated Press (Division I-AA)*
1984 Ryan Priest, honorable mention (running back); *Associated Press (Division I-AA)*
1988 Frank Baur, 1st-team (quarterback); *Associated Press (Division I-AA)*
Frank Baur, 1st-team (quarterback); *Football Gazette*
Frank Baur, 2nd-team (quarterback); *Sports Network*
Tom Costello, honorable mention (running back); *Associated Press (Division I-AA)*
Phillip Ng, honorable mention (wide receiver); *Associated Press (Division I-AA)*
1989 Frank Baur, participant (quarterback); *1990 Hula Bowl*
1991 Ed Hudak, honorable mention (offensive guard); *Sports Network*
1992 Ed Hudak, 1st-team (offensive guard); *Kodak (Division I-AA)*
Ed Hudak, 1st-team (offensive guard); *Football Gazette*
Ed Hudak, 2nd-team (offensive guard); *Associated Press (Division I-AA)*
Ed Hudak, honorable mention (offensive guard); *Sports Network*
1993 Dave Pyne, participant (offensive guard); *1994 Hula Bowl*
Ed Sasso, honorable mention (defensive tackle); *Sports Network*
Erik Marsh, honorable mention (tailback); *Sports Network*
Erik Marsh, 1st-team (tailback); *All-Fraternity*
1994 Erik Marsh, 1st-team (tailback); *All-Fraternity*
1996 B.J. Gallis, 3rd-team (defensive back); *Associated Press*
1997 Dan Bengele, 2nd-team (linebacker); *Associated Press*
Dan Bengele, 3rd-team (linebacker); *Sports Network*
2000 Phil Yarberough, honorable mention (wide receiver); *Football Gazette*
2002 Joe McCourt, 3rd-team (tailback); *Football Gazette*
Kevin Moss, honorable mention (offensive line); *Football Gazette*
Chris Royle, honorable mention (offensive line); *Football Gazette*
2003 Joe McCourt, 3rd-team (tailback); *Football Gazette*
Kevin Moss, honorable mention (offensive line); *Football Gazette*
2004 Joe McCourt, 1st-team (tailback); *American Football Coaches Association*
Joe McCourt, 2nd-team (tailback); *College Sports Report.com*
Joe Ungrody, honorable mention (offensive line); *College Sports Report.com*
2005 Maurice Bennett, 1st-team (linebacker); *The Sports Network, Associated Press*
Maurice Bennett, 2nd-team (linebacker); *Football Gazette, College Sports Report.com, The Sports Xchange*
2006 Mike Saint Germain 1st-team (offensive tackle); *American Football Coaches Association*
Mike Saint Germain 3rd-team (offensive tackle); *Associated Press, Football Gazette*
Jonathan Hurt, honorable mention (tailback); *Football Gazette*
2007 Jesse Padilla, 1st-team (offensive tackle); *American Football Coaches Association*
Jesse Padilla; 2nd-team (offensive tackle); *Associated Press*
2008 Andy Romans, 2nd-team (linebacker); *Sports Network; 2nd-team (linebacker); Associated Press*
Andy Romans, honorable mention (linebacker); *College Sporting News*

LAFAYETTE MOST VALUABLE PLAYERS


Sponsored by the late Hugh H. Stoney Jones '27 (awarded since 1971)




1971
Barry Hughes '72, DB



1972, 1973
Tony Giglio '74, HB



1974
Mike Slattery '75, DB



1975
Dick Galbally '76, LB



1976
Mark Jones '77, QB



1977
Blake Steele '78, DT




1978
Jim Medes '79, DB




1979
Bob Rasp '80, DB




1980, 1981
Joe Skladany '82, LB



1982
Frank Novak '84, QB




1983, 1984
Ryan Priest '87, HB



co-1985
Frank Gaziano '86, LB




co-1985
Craig Parsons '86, FB



1986
Bruce McIntyre '87, HB



co-1987
Jim Johnson '88, WR



co-1987
Dave MacPhee '88, DB



1988
Frank Baur '90, QB



1989
Tom Costello '92, TB



1990
Dave Baird '91, WR



1991
Rob Kulbacki '92, DB



1992
Tom Kirchoff '93, QB



1993, 1994
Erik Marsh '95, TB



1995
Gavin Morrissey '96, DT



1996
B.J. Gallis, DB



1997
Dan Bengele '98, LB



1998
Damian Wroblewski '99, C



1999
Angel Colon '00, FS



2000
Phil Yarberough '01, WR




2001
Stewart Kupfer '02, TE



2002
Chris Partridge '02, LB



2003
Marko Glavic '04, QB



2004
Joe McCourt '05, TB



2005
Maurice Bennett '06, LB



2006
Brad Maurer '07, QB



2007, 2008
Andy Romans '09, LB



2008
Shaun Adair '09, WR

TEAM RECORDS

Single Game

Rushing

Most Rushes: 69 vs. Bucknell (1996)
 Most Net Yds. Gained: 528 vs. Lehigh (1943)
 Fewest Net Yds. Gained: -17 vs. Delaware (1963)
 Highest Avg. Yds./Rush:
 8.5 (38 att., 323 yds.) vs. Mercyhurst (1988)
 (45 att., 383 yds.) vs. Princeton (1992)
 Most Touchdowns Rushing: 12 vs. Catholic (1920)

Passing

Most Yds. Gained: 454 vs. Columbia (2003)
 Highest Completion % (min. 10 att.):
 86.7% (13-of-15) vs. Columbia (2004)
 Most Touchdown Passes:
 5 vs. Columbia (2003)
 vs. Holy Cross (1996)
 vs. Buffalo (1992)
 vs. Colgate (1988)
 vs. Army (1986)

Total Offense (rushing plus passing)

Most Offensive Plays: 95 vs. Wagner (1976)
 Most Net Yds. Gained: 628 vs. Lehigh (1988)
 Highest Avg. Yds./Play: 10.3 (60 plays, 613 yds.)
 vs. Mercyhurst (1988)

Scoring

Most Points: 84 vs. Catholic (1920) vs. Albright (1928)
 Most PAT Made (Kicking): 12 vs. Catholic (1920)
 Most Field Goals: 5 vs. Lebanon Valley (1905)

First Downs

Most First Downs: 33 vs. Army (1987)

Punting

Most Punts: 22 vs. Lehigh (1938)
 Highest Avg./Punt (min. 5 punts):
 54.0 (5 punts, 270 yds.) vs. Muhlenberg (1941)

Interceptions

Most Passes Intercepted: 7 vs. Ursinus (1944)

Season

Rushing

Most Rush Attempts: 577 (12 gms.; 2004)
 Most Net Yds. Gained: 2,758 (9 gms.; 1940)
 Highest Avg. Yds./Rush: 5.6 (492 att., 2,758 yds.)
 (9 gms.; 1940)
 Highest Avg. Yds./Game: 306.4 (492 att., 2,758 yds.)
 (9 gms.; 1940)

Passing

Most Pass Attempts: 448 (11 gms.; 2000)
 Most Pass Completions: 236 (11 gms.; 2003)
 (11 gms.; 1987)
 Highest Completion %: 64.3% (151-of-235);
 (12 gms.; 2004)
 Most Yds. Gained: 3,007 (11 gms.; 1988)
 Most Touchdown Passes: 29 (11 gms.; 1992)
 Highest Avg. Yds./Game: 306.4 (9 gms.; 2,758 yds.)
 (1940)
 Most Interceptions Thrown: 24 (10 gms.; 1969)
 Fewest Interceptions Thrown: 5 (11 gms.; 2008)

MCGAUGHEY MEMORIAL AWARD



The late George McGaughey, an outstanding football player at Bucknell University and later a coach at Lafayette College, is honored each year through an award established by gifts from his friends at both schools.

The George L. McGaughey Memorial Award is presented each year to the outstanding players on both teams in the Bucknell-Lafayette football game. The selections are made by the coaching staffs at each school, and the first awards were presented for the 1983 game won by Lafayette, 33-3.

The initial winners were both senior co-captains, Lafayette quarterback Frank Novak and Bucknell center Shane Snyder.

A 1935 Bucknell graduate and one of the finest centers in the school's history, McGaughey was a standout on the Bison team that defeated Miami (FL), 26-0, in the inaugural Orange Bowl game on January 1, 1935. McGaughey, who died in June of 1983, was a teacher, intramural director, and assistant football coach at Lafayette for 32 years. He was inducted into Bucknell's Athletic Hall of Fame in November 1982 and entered Lafayette's Hall of Fame the following January.

LAFAYETTE'S MCGAUGHEY AWARD WINNERS THROUGH THE YEARS:

1983	Frank Novak, QB, Sr.	1995	Leonard Moore, TB, Fr.
1984	Frank Gaziano, LB, Jr.	1996	B.J. Gallis, DB, Sr.
1985	Frank Baur, QB, Fr.	1997	Mike Palos, QB, So.
1986	Mike Joseph, DB, Jr.	1998	Bryant Ibekwe, DB, So.
1987	Horace Davis, LB, Sr.	1999	Harry Armstrong, QB, So.
1988	Frank Baur, QB, Jr.	2000	Phil Yarberough, WR, Sr.
1989	Darryl Boich, LB, Sr.	2001	Nick Boccagno, LB, Sr.
1990	Kevin McManus, LB, So.	2002	Greg Gibbs, DL, So.
1991	Rob Kulbacki, DB, Sr.	2003	Joe McCourt, TB, Jr.
1992	Phil Robinson, TB, Sr.	2004	Andrew Brown, DL, Jr.
1993	Jason Carnevale, QB, Sr.	2005	Brad Maurer, QB, Jr.
1994	Shawn McHale, QB, So.	2006	Brad Maurer, QB, Sr.
		2007	Matt Ferber, TB, So. Sam Leland, DB, So.
		2008	Mike Conte, TE, Sr.

Total Offense (rushing plus passing)

Most Offensive Plays: 905 (12 gms.; 2002)
 Most Net Yds. Gained: 5,262 (11 gms.; 1988)
 Highest Avg. Yds./Play: 6.69 (787 plays, 5,262 yds.)
 (11 gms.; 1988)
 Highest Avg. Yds./Game: 478.4 (11 gms., 5,262 yds.)
 (1988)

Scoring

Most Points: 420 (11 gms.; 1988)
 Most Touchdowns: 56 (11 gms.; 1988)
 Most PAT Made (Kicking): 51 (51 att.) (11 gms.; 1988)
 Most Field Goals: 16 (12 gms.; 2002)

Punting

Most Punts: 83 (10 gms.; 1968)
 Highest Avg. Yds./Punt: 39.5 (10 gms.; 1965)

Rushing Defense

Fewest Rush Attempts: 256 (10 gms.; 1970)
 Fewest Net Yds. Gained: 600 (9 gms.; 1939)
 Lowest Avg. Yds./Rush: 2.1 (307 att., 634 yds.)
 (9 gms.; 1940)
 Lowest Avg. Yds./Game: 66.7 (9 gms., 600 yds.)
 (1939)

Pass Defense

Fewest Pass Attempts: 67 (8 gms.; 1938)
 Fewest Pass Completions: 24 (8 gms.; 1938)
 Lowest Completion %: 27.7% (43-of-155) (8 gms.; 1951)
 Fewest Yds. Gained: 236 (8 gms.; 1938)
 Fewest Touchdown Passes: 0 (7 gms.; 1944)
 Lowest Avg. Yds./Game: 29.5 (8 gms., 236 yds.) (1938)
 Most Passes Intercepted: 27 (11 gms.; 1986)

Total Defense (rushing plus passing)

Fewest Offensive Plays: 367 (9 gms.; 1939)
 Fewest Net Yds. Gained: 1,130 (8 gms.; 1938)
 Lowest Avg. Yds./Play: 2.68 (493 plays, 1,322 yds.)
 (9 gms.; 1940)
 Lowest Avg. Yds./Game: 141.3 (8 gms., 1,130 yds.) (1938)

Scoring Defense

Fewest Points: 6 (8 gms.; 1937)
 Fewest Touchdowns: 1 (8 gms.; 1937)

Kicking Defense

Most Punts: 101 (10 gms.; 1968)
 Lowest Avg. Yds./Punt: 29.2 (9 gms.; 1956);
 (8 gms., 1955)
 Most Kicks Blocked: 10 (8 punts, 1 PAT, 1 FG)

TEAM RECORDS

Individual Records

Most Rush Attempts:

Game: 46 Erik Marsh vs. Lehigh (1992)
 Season: 314 Joe McCourt (2002)
 Career: 1037 Erik Marsh (1991-94)

Most Net Yards Gained:

Game: 269 Nick Kowgios vs. Princeton (1982)
 Season: 1441 Erik Marsh (1993)
 Career: 4834 Erik Marsh (1991-94)

Highest Average Yards/Rush:

Game (min. 8 att.): 24.2 (9 att., 220 yds.)
 Frank Raba vs. Rutgers (1944)
 Season (min. 70 att.): 7.3 (75 att., 549 yds.)
 Joe O'Lenic (1953)
 Career (min. 150 att.): 5.7 (357 att., 2023 yds.)
 Rodger Shepko (1979-82)

Most Touchdowns:

Season: 16 Joe McCourt (2004), Tom Costello (1989)
 Career: 50 Joe McCourt (2001-04)

Longest Run from Scrimmage:

89 yds., Anthony D'Urso vs. Princeton
 (2007; modern record)
 102 yds. George McCaa vs. Swarthmore (1909)

Top 10 Performances

Most Rush Attempts:

Single Game:
 1. 46 Erik Marsh vs. Lehigh, 1992
 2. 45 Tom Costello vs. Lehigh, 1989
 3. 45 Bob Zimmers vs. Bucknell, 1967
 4. 41 Erik Marsh vs. Colgate, 1992
 41 John Kahn vs. Columbia, 1991
 6. 40 Ryan Priest vs. Kutztown, 1983
 7. 38 Joe McCourt vs. Holy Cross, 2002
 8. 37 Joe McCourt vs. Lehigh, 2002
 37 Ryan Priest vs. Colgate, 1984
 10. 36 Joe McCourt vs. Columbia, 2004

Single Season:

1. 314 Joe McCourt (2002)
 2. 304 Erik Marsh (1993)
 3. 289 Erik Marsh (1994)
 4. 284 Erik Marsh (1992)
 5. 256 Tom Costello (1989)
 6. 250 Joe McCourt (2004)
 7. 245 Joe McCourt (2003)
 8. 233 Ryan Priest (1984)
 9. 229 Jonathan Hurt (2006)
 10. 228 Tony Giglio (1973)

Career:

1. 1037 Erik Marsh (1991-94)
 2. 955 Joe McCourt (2001-04)
 3. 705 Leonard Moore (1995-98)
 4. 581 Tom Costello (1988-90)
 5. 547 Ryan Priest (1982-85)
 6. 512 Jonathan Hurt (2003-06)
 7. 504 Tony Giglio (1971-73)
 8. 439 Nick Kowgios (1981-84)
 9. 432 Bob Zimmers (1967-69)
 10. 430 John Orrico (1975-77)

Most Net Yards Gained:

Single Game:

1. 296 Nick Kowgios vs. Princeton (1982)
 2. 256 Jack O'Reilly vs. Lehigh (1927)
 3. 254 Tom Triolo vs. Gettysburg (1968)
 4. 251 Erik Marsh vs. Lehigh (1992)
 251 Bruce McIntyre vs. Lehigh (1986)
 6. 249 Erik Marsh vs. Lehigh (1993)
 7. 245 Tom Costello vs. Lehigh (1989)
 245 Rodger Shepko vs. U.S.M.M.A (1981)
 9. 243 George "Mike" Wilson vs. Lehigh (1926)
 10. 238 Tony Giglio vs. Colgate (1972)

Single Season:

1. 1441 Erik Marsh (1993)
 2. 1397 Tom Costello (1989)
 3. 1393 Joe McCourt (2002)
 4. 1365 Erik Marsh (1992)
 5. 1287 Bruce McIntyre (1986)
 6. 1280 Rodger Shepko (1981)
 7. 1249 Erik Marsh (1994)
 8. 1204 Tony Giglio (1972)
 9. 1193 Joe McCourt (2004)
 10. 1165 Jonathan Hurt (2006)

Career:

1. 4834 Erik Marsh (1991-94)
 2. 4474 Joe McCourt (2001-04)
 3. 3419 Leonard Moore (1995-98)
 4. 2936 Tom Costello (1988-90)
 5. 2597 Ryan Priest (1982-85)
 6. 2531 Jonathan Hurt (2003-06)
 7. 2519 Tony Giglio (1971-73)
 8. 2169 Bruce McIntyre (1983-86)
 9. 2158 Nick Kowgios (1981-84)
 10. 2023 Rodger Shepko (1979-82)

Highest Average Yards/Rush:

Single Season (min. 70 att.):

1. 7.3 Joe O'Lenic (75 att., 549 yds.) (1953)
 2. 6.4 Rodger Shepko (199 att., 1280 yds.) (1981)
 3. 6.0 Bruce McIntyre (210 att., 1287 yds.) (1986)
4. 5.9 Maurice White (80 att., 469 yds.) (2008)
 5. 5.8 Tony Giglio (207 att., 1204 yds.) (1972)
 6. 5.5 Tom Costello (256 att., 1397 yds.) (1989)
 5.5 Craig Williams (98 att., 540 yds.) (1982)
 8. 5.4 Tom Costello (210 att., 1132 yds.) (1988)
 5.4 James Adams (177 att., 349 yds.) (1988)
 5.4 Nick Kowgios (187 att., 1018 yds.) (1982)

Career (min. 150 att.):

1. 5.7 Maurice White (174 att., 1000 yds.) (2006-)
 2. 5.7 Rodger Shepko (357 att., 2023 yds.) (1979-82)
 3. 5.6 Bruce McIntyre (388 att., 2169 yds.) (1983-86)
 4. 5.1 Tom Costello (581 att., 2936 yds.) (1988-90)
 5. 5.0 Jonathan Hurt (512 att., 2534 yds.) (2003-06)
 5.0 Greg DeSanty (242 att., 1215 yds.) (1973-75)
 5.0 Tony Giglio (504 att., 2519 yds.) (1971-73)
 8. 4.9 Nick Kowgios (439 att., 2158 yds.) (1981-84)
 4.9 Charley Bartos (309 att., 1524 yds.) (1958-60)
 4.9 Jonathan Hurt (512 att., 2531 yds.) (2003-06)
 11. 4.8 Leonard Moore (705 att., 3419 yds.) (1995-98)
 12. 4.7 Joe McCourt (955 att., 4474 yds.) (2001-04)
 4.7 Erik Marsh (1037 att., 4834 yds.) (1991-94)
 4.7 Kurt Bowman (269 att., 1251 yds.) (1985-88)
 4.7 Ryan Priest (547 att., 2597 yds.) (1982-85)

Most Touchdowns:

Single Season:

1. 16 Joe McCourt (2004)
 16 Tom Costello (1989)
 3. 15 Joe McCourt (2003)
 15 Nick Kowgios (1982)
 15 Jonathan Hurt (2006)
 6. 13 Joe McCourt (2002)
 13 Tony Giglio (1973)
 13 Jonathan Hurt (2005)
 9. 11 Erik Marsh (1994)
 11 Bruce McIntyre (1986)
 11 Craig Williams (1981)

Career:

1. 50 Joe McCourt (2001-04)
 2. 35 Erik Marsh (1991-94)
 3. 33 Jonathan Hurt (2003-06)
 4. 30 Nick Kowgios (1981-84)
 5. 28 Tom Costello (1988-90)
 6. 23 Leonard Moore (1995-98)
 7. 22 Tony Giglio (1971-73)
 8. 17 John Orrico (1975-77)
 9. 16 Bruce McIntyre (1983-86)
 10. 15 Kurt Bowman (1985-88)
 15 Ryan Priest (1982-85)
 15 Bob Zimmers (1967-69)



Joe McCourt '05

TOP 10 CAREER RUSHERS

Year Att Yards Avg TDs

1. Erik Marsh

1991	150	779	5.2	5
1992	284	1365	4.8	10
1993	304	1441	4.7	9
1994	289	1249	4.3	11
Totals	1037	4834	4.7	35

2. Joe McCourt

2001	146	731	5.0	6
2002	314	1393	4.4	13
2003	245	1157	4.7	15
2004	250	1193	4.8	16
Totals	955	4474	4.7	50

3. Leonard Moore

1995	140	665	4.8	7
1996	166	712	4.3	1
1997	190	982	5.2	5
1998	209	1060	5.1	10
Totals	705	3419	4.8	23

4. Tom Costello

1988	210	1132	5.4	10
1989	256	1397	5.5	16
1990	115	407	3.5	2
Totals	581	2936	5.1	28

5. Ryan Priest

1982	55	331	6.0	1
1983	151	794	5.3	5
1984	233	1111	4.8	5
1985	51	241	4.7	3
1986	57	120	2.1	0
Totals	547	2597	4.7	14

6. Jonathan Hurt

2003	3	19	6.3	0
2004	83	362	4.4	5
2005	197	985	5.0	13
2006	229	1165	5.1	15
Totals	512	2531	4.9	33

7. Tony Giglio

1971	70	237	3.4	2
1972	207	1204	5.8	7
1973	228	1078	4.7	13
Totals	505	2519	5.0	22

8. Bruce McIntyre

1984	23	91	4.0	2
1985	155	791	5.1	3
1986	210	1287	6.1	11
Totals	388	2169	5.6	16

9. Nick Kowgios

1981	20	109	5.5	2
1982	187	1018	5.4	15
1983	106	488	4.6	3
1984	126	543	4.3	6
Totals	439	2158	4.9	30

10. Rodger Shepko

1979	44	189	4.3	1
1980	37	151	4.0	2
1981	199	1280	6.4	8
1983	77	403	5.2	3
Totals	357	2023	5.7	14

YEAR-BY-YEAR RUSHING LEADERS (SINCE 1960):

Year Player Att. Yds. Avg. TDs

1960	Charley Bartos	172	793	4.3	2
1961	John Contarino	93	348	3.7	2
1962	Ray Moyer	39	158	4.0	1
1963	Allen Ruddy	55	207	3.8	1
1964	Bill Horvath	47	122	2.6	1
1965	Bill Messick	107	356	3.3	2
1966	Rick Crow	170	529	3.1	3
1967	Bob Zimmers	109	368	3.4	2
1968	Tom Triolo	132	588	4.5	3
1969	Tom Triolo	151	612	4.1	9
1970	Tom Conway	159	642	4.0	6
1971	Doug Elgin	188	597	3.2	8
1972	Tony Giglio	207	1204	5.8	7
1973	Tony Giglio	228	1078	4.7	13
1974	Orlando Wright	83	312	3.8	2
1975	Greg DeSanty	189	803	4.2	6
1976	John Orrico	204	829	4.1	7
1977	John Orrico	213	843	4.0	10
1978	Ed Rogusky	129	496	3.8	3
1979	Ed Rogusky	162	574	3.5	4
1980	Roger Curylo	96	353	3.6	0
1981	Rodger Shepko	199	1280	6.4	8
1982	Nick Kowgios	187	1018	5.4	15
1983	Ryan Priest	151	794	5.3	5
1984	Ryan Priest	233	1111	4.8	5
1985	Bruce McIntyre	155	791	5.1	3
1986	Bruce McIntyre	210	1287	6.1	11
1987	James Adams	102	394	3.8	4
1988	Tom Costello	210	1132	5.4	10
1989	Tom Costello	256	1397	5.5	16
1990	Al Rainey	131	496	3.8	2
1991	Erik Marsh	150	779	5.2	5
1992	Erik Marsh	284	1365	4.8	10
1993	Erik Marsh	304	1441	4.7	9
1994	Erik Marsh	289	1249	4.3	1
1995	Leonard Moore	140	665	4.8	7
1996	Leonard Moore	166	712	4.3	1
1997	Leonard Moore	190	982	5.2	5
1998	Leonard Moore	209	1060	5.1	10
1999	Brian Tuma	155	697	4.5	10
2000	Scott Warden	143	457	3.2	5
2001	Joe McCourt	146	731	5.0	6
2002	Joe McCourt	314	1393	4.4	13
2003	Joe McCourt	245	1157	4.7	15
2004	Joe McCourt	250	1193	4.8	16
2005	Jonathan Hurt	197	985	5.0	13
2006	Jonathan Hurt	229	1165	5.1	15
2007	Anthony D'Urso	59	319	5.4	2
2008	Maurice White	80	469	5.9	2



THE LAST TIME IT HAPPENED...

■ Kickoff returned for touchdown

By LAFAYETTE: 10/25/08, **Greg Stripe**, 80 yds. at Fordham
By Opponent: 11/8/08, AJ Kizekai (Bucknell), 100 yds.

■ Punt returned for touchdown

By LAFAYETTE: 9/1/07, Shaun Adair, 78 yds. vs. Marist
By Opponent: 11/17/01, Jermaine Pugh (Lehigh), 85 yds.

■ Interception returned for touchdown

By LAFAYETTE: 9/8/07, Marcel Quarterman, 34 yds. at Georgetown
By Opponent: 11/22/08, John Kennedy (Lehigh), 94 yds.

■ Shutout

By LAFAYETTE: 10/6/07, 29-0 vs. Columbia
By Opponent: 9/22/01, 37-0 vs. Pennsylvania

■ Rush of more than 50 yards

By LAFAYETTE: 11/22/08, Shaun Adair, 62 yds. vs. Lehigh
By Opponent: 10/18/08, Rashad Jennings (Liberty), 58 yds.

■ Pass play of more than 50 yards

By LAFAYETTE: 11/8/08, Mike Conte (51 yds.) from Marc Quilling, at Bucknell
By Opponent: 11/15/08, Jon Brock (54 yds.) from Dominic Randolph (Holy Cross)

■ 100 Yards Rushing (Game)

By LAFAYETTE: 11/15/08, **DeAndré Morrow** vs. Holy Cross, 111 yds.
By Opponent: 11/1/08, Nate Eachus (Colgate), 171 yds.

■ 200 Yards Rushing (Game)

By LAFAYETTE: 9/6/08, **Maurice White** at Marist, 212 yds.
By Opponent: 9/25/04, David Freeman (Richmond), 201 yds.

■ 300 Yards Passing (Game)

By LAFAYETTE: 11/11/03, Brad Maurer vs. Georgetown, 305 yds.
By Opponent: 10/18/08, Brock Smith (Liberty), 344 yds.

■ 400 yards Passing (Game)

By LAFAYETTE: 10/11/03, Marko Glavic vs. Columbia, 453 yds.
By Opponent: 11/15/07, Dominic Randolph (Holy Cross), 422 yds.

■ 100 yards Receiving (Game)

By LAFAYETTE: 11/15/08, Shaun Adair (101 yds., 4 rec.) vs. Holy Cross
By Opponent: 11/15/08, Frank Trovato (122 yds., 6 rec.), Holy Cross

■ 200 yards Receiving (Game)

By LAFAYETTE: 11/11/06, Joe Ort (274 yds., 10 rec.) vs. Georgetown
By Opponent: 10/25/03, Javarus Dudley (203 yds., 13 rec.), Fordham

■ Lafayette was Nationally-Ranked

2008: Ranked 21st in Sports Network Poll and 22nd in FCS Coaches Poll (Oct. 27, 2008)

■ Lafayette Undefeated Season

1940: 9-0 (one of five undefeated seasons in school history)



Tom Costello '92

PASSING RECORDS

Individual Records

Most Pass Attempts:

Game: 56 Marko Glavic vs. Colgate (2003)
 Season: 399 Marko Glavic (2002)
 Career: 1459 Marko Glavic (2000-03)

Most Pass Completions:

Game: 34 Marko Glavic at Fordham (2002)
 Season: 229 Marko Glavic (2003)
 Career: 820 Marko Glavic (2000-03)

Highest Completion %:

Game (min. 10 att.): 85.7% (12-of-14)
 Brad Maurer vs. Columbia (2004)
 Frank Baur vs. Kutztown (1988)
 Season (min. 75 att.): 67.0% (124-of-185)
 Brad Maurer (2004)
 Career (min. 125 att.): 60.7% (434-of-715)
 Brad Maurer (2004-06)

Most Yards Gained:

Game: 453 Marko Glavic vs. Columbia (2003)
 Season: 2725 Marko Glavic (2003)
 Career: 9819 Marko Glavic (2000-2003)

Most Touchdown Passes:

Game: 5 Tom Kirchhoff vs. Buffalo (1991)
 5 Frank Baur vs. Army (1987)
 5 Paul Stuncius vs. Army (1986)
 Season: 26 Tom Kirchhoff (1992)
 Career: 62 Marko Glavic (2000-2003)
 62 Frank Baur (1985, 1987-89)

Longest Pass:

98 yds. Frank Baur to Maurice Caldwell vs. Columbia (1988; TD)

Most Interceptions Thrown:

Game: 5 Ed Baker vs. Columbia (1969)
 Season: 19 Frank Novak (1983)
 Career: 58 Marko Glavic (2000-03)

Lowest Interception Percentage:

Game (min. 25 att.): 0.0% by several players
 Season (min. 100 att.): 1.61% (4 int., 249 att.)
 Mike Palos (1998)
 Career (min. 500 att.): 3.21% Brad Maurer
 (23 int., 715 att.)

Top 10 Performances

Most Pass Attempts:

Single Game:

- 56 Marko Glavic vs. Colgate, 2003
- 55 Marko Glavic vs. Lehigh, 2001
- 52 Marko Glavic vs. Harvard, 2003
- 51 Marko Glavic vs. Fordham, 2002
- 50 Marko Glavic vs. Columbia, 2001
- 49 Marko Glavic vs. Lehigh, 2003
- 48 Frank Novak vs. Colgate, 1983
- 47 Marko Glavic vs. Columbia, 2002
- 45 Frank Baur vs. Cornell, 1988
- 45 Frank Baur vs. Army, 1987

Single Season:

- 399 Marko Glavic (2002)
- 390 Marko Glavic (2003)
- 377 Frank Baur (1987)
- 373 Marko Glavic (2001)
- 326 Frank Novak (1983)

- 307 Brad Maurer (2006)
- 297 Marko Glavic (2000)
- 297 Shawn McHale (1995)
- 297 Tom Kirchhoff (1991)
- 296 Tom Kirchhoff (1992)

Career:

- 1459 Marko Glavic (2000-03)
- 1103 Frank Baur (1985-89)
- 878 Tom Kirchhoff (1989-90)
- 834 Frank Novak (1981-83)
- 757 Shawn McHale (1994-96)
- 715 Brad Maurer (2004-06)
- 518 Ed Baker (1967-69)
- 507 George Hossenlopp (1962-64)
- 488 Mark Jones (1973-76)
- 484 Mike Palos (1997-98)

Most Pass Completions:

Single Game:

- 34 Marko Glavic vs. Fordham, 2002
- 33 Marko Glavic vs. Colgate, 2003
- 32 Frank Baur vs. Army, 1987
- 30 Marko Glavic vs. Harvard, 2003
- 30 Marko Glavic vs. Columbia, 2001
- 28 Brad Maurer vs. Yale, 2006
- 28 Marko Glavic vs. Lehigh, 2003
- 27 Marko Glavic vs. Holy Cross, 2001
- 25 Marko Glavic vs. Columbia, 2003
- 25 Marko Glavic vs. Lehigh, 2001
- 25 Frank Novak vs. Colgate, 1983

Single Season:

- 229 Marko Glavic (2003)
- 221 Marko Glavic (2002)
- 212 Frank Baur (1987)
- 211 Marko Glavic (2001)
- 192 Frank Novak (1983)
- 181 Brad Maurer (2006)
- 180 Tom Kirchhoff (1992)
- 169 Frank Baur (1989)
- 166 Tom Kirchhoff (1990)
- 164 Frank Baur (1988)

Career:

- 820 Marko Glavic (2000-03)
- 636 Frank Baur (1985, 1987-89)
- 510 Tom Kirchhoff (1989-92)
- 478 Frank Novak (1981-83)
- 434 Brad Maurer (2004-06)
- 386 Shawn McHale (1994-96)
- 253 Brad Maurer (2004-)
- 240 Ed Baker (1967-69)
- 233 Mark Jones (1973-76)
- 225 Rob Stewart (1975-77)
- 225 George Hossenlopp (1962-64)

Highest Completion Percentage:

Single Season (min. 75 att.):

- 67.0% (124-of-185) Brad Maurer (2004)
- 64.1% (164-of-256) Frank Baur (1988)
- 62.8% (81-of-129) Gary Uzelac (1978)
- 60.8% (180-of-296) Tom Kirchhoff (1992)
- 59.8% (154-of-257) Frank Novak (1982)
- 59.2% (45-of-76) Marc Quilling (2008)**
- 59.0% (181-of-307) Brad Maurer (2006)
- 59.0% (192-of-326) Frank Novak (1983)
- 58.9% (99-of-168) Jason Carnevale (1993)
- 58.7% (229-of-390) Marko Glavic (2003)
- 58.7% (166-of-283) Tom Kirchhoff (1990)

Career (min. 125 att.):

- 60.7% (434-of-715) Brad Maurer (2004-06)
- 60.3% (90-of-178) Gary Uzelac (1977-79)
- 58.9% (198-of-336) Rob Curley (2007-)**
- 58.1% (510-of-878) Tom Kirchhoff (1989-92)
- 57.7% (636-of-1103) Frank Baur (1985, 1987-89)
- 57.3% (478-of-834) Frank Novak (1981-83)
- 56.2% (820-of-1459) Marko Glavic (2000-03)
- 52.0% (233-of-488) Mark Jones (1973-76)
- 52.0% (102-of-196) Pat Davis (2002-05)
- 51.0% (386-of-757) Shawn McHale (1994-96)
- 49.0% (225-of-459) Rob Stewart (1975-77)

Most Yards Gained:

Single Game:

- 453 Marko Glavic vs. Columbia (2003)
- 400 Frank Baur vs. Army (1987)
- 392 Marko Glavic vs. Colgate (2003)
- 370 Shawn McHale vs. Fordham (1994)
- 352 Tom Kirchhoff vs. Fordham (1990)
- 331 Rich McKay vs. Davidson (1970)
- 329 Marko Glavic vs. Holy Cross (2001)
- 323 Frank Baur vs. Columbia (1988)
- 319 Paul Stuncius vs. Army (1986)
- 310 Tom Kirchhoff vs. Columbia (1990)

Single Season:

- 2725 Marko Glavic (2003)
- 2670 Marko Glavic (2002)
- 2621 Frank Baur (1988)
- 2526 Frank Baur (1987)
- 2460 Marko Glavic (2001)
- 2356 Frank Novak (1983)
- 2350 Tom Kirchhoff (1992)
- 2257 Frank Novak (1982)
- 2248 Tom Kirchhoff (1990)
- 2239 Brad Maurer (2006)

Career:

- 9819 Marko Glavic (2000-03)
- 8399 Frank Baur (1985-89)
- 6721 Tom Kirchhoff (1989-92)
- 6378 Frank Novak (1981-83)
- 5114 Brad Maurer (2004-06)
- 4970 Shawn McHale (1994-96)
- 2921 Ed Baker (1967-69)
- 2782 Mark Jones (1973-76)
- 2684 Gary Marshall (1964-66)
- 2656 Rob Stewart (1975-77)

Most Touchdown Passes:

Single Season:

- 26 Tom Kirchhoff (1992)
- 23 Frank Baur (1988)
- 21 Marko Glavic (2003)
- 20 Marko Glavic (2002)
- 20 Frank Novak (1982)
- 19 Frank Novak (1983)
- 15 Frank Baur (1989)
- 14 Shawn McHale (1996)
- 14 Tom Kirchhoff (1991)
- 13 Brad Maurer (2006)
- 13 Tom Kirchhoff (1990)
- 13 Frank Baur (1987)

Career:

- 62 Marko Glavic (2000-03)
- 62 Frank Baur (1985, 1987-89)
- 53 Tom Kirchhoff (1989-92)
- 51 Frank Novak (1981-83)
- 34 Shawn McHale (1994-96)
- 28 Brad Maurer (2004-06)
- 23 Gary Marshall (1964-66)
- 18 Ed Baker (1967-69)
- 18 George Hossenlopp (1962-64)
- 14 Rich McKay (1968-70)



Frank Baur '90



Marko Glavic '04



Brad Maurer '07

TOP 10 CAREER PASSERS

Year	Comp/Att	Yards	TDs
------	----------	-------	-----

1. Marko Glavic

2000	159/297	1964	12
2001	211/373	2460	9
2002	221/399	2670	20
2003	229/390	2725	21
Totals	820/1459	9819	62

2. Frank Baur

1985	91/175	1075	11
1986	Did Not Play		
1987	212/377	2526	13
1988	164/256	2621	23
1989	169/295	2177	15
Totals	636/1103	8399	62

3. Tom Kirchhoff

1989	1/2	12	0
1990	166/283	2248	13
1991	163/297	2111	14
1992	180/296	2350	26
Totals	510/878	6721	53

4. Frank Novak

1981	132/251	1765	12
1982	154/257	2257	20
1983	192/326	2356	19
Totals	478/834	6378	51

5. Shawn McHale

1994	133/244	1845	12
1995	143/297	1741	8
1996	110/216	1384	14
Totals	386/757	4970	34

6. Ed Baker

1967	59/140	628	2
1968	61/142	851	6
1969	120/518	1442	10
Totals	240/518	2921	18

7. Brad Maurer

2004	124/185	1313	6
2005	129/223	1562	9
2006	181/307	2239	13
Totals	434/715	5114	28

8. Mark Jones

1973	75/151	751	2
1974	53/109	634	2
1975	6/13	60	0
1976	99/175	1337	9
Totals	233/488	2782	13

9. Gary Marshall

1964	36/73	525	3
1965	51/127	881	8
1966	89/187	1278	12
Totals	176/387	2684	23

10. Rob Stewart

1975	41/82	478	2
1976	33/80	519	1
1977	152/295	1659	6
Totals	225/45	2656	9

YEAR-BY-YEAR PASSING LEADERS (SINCE 1960)

Year	Player	Comp./Att.	Yds	Int	TD	Pct
1960	Michael Dill	21/56	287	3	1	37.5
1961	Charles Zarelli	19/60	171	8	3	31.6
1962	Geo. Hossenlopp	58/147	673	14	3	39.4
1963	Geo. Hossenlopp	70/156	824	11	5	44.8
1964	Geo. Hossenlopp	97/204	1005	11	4	47.5
1965	Gary Marshall	51/127	881	6	8	40.2
1966	Gary Marshall	89/187	1278	17	12	47.6
1967	Ed Baker	59/140	628	9	2	42.1
1968	Ed Baker	61/142	851	7	6	43.0
1969	Ed Baker	120/236	1442	16	10	51.0
1970	Rich McKay	116/246	1695	16	10	47.1
1971	Jack Hickl	42/86	499	5	2	48.8
1972	Tim Grip	37/103	366	9	1	30.1
1973	Mark Jones	75/151	751	12	2	49.7
1974	Mark Jones	53/109	634	3	2	48.6
1975	Rob Stewart	41/84	478	8	2	50.0
1976	Mark Jones	79/175	1337	8	9	56.6
1977	Rob Stewart	152/295	1659	18	6	51.5
1978	Gary Uzelac	81/129	930	5	4	62.8
1979	Hal Hocking	77/142	899	11	4	54.2
1980	Hal Hocking	31/84	440	8	2	36.9
1981	Frank Novak	132/251	1765	5	12	52.6
1982	Frank Novak	154/257	2257	12	20	59.8
1983	Frank Novak	192/326	2356	19	19	59.0
1984	Dean Rivera	84/178	805	7	4	47.0
1985	Frank Baur	91/175	1075	8	11	52.0
1986	Paul Struncius	65/129	859	7	12	50.0
1987	Frank Baur	212/377	2526	16	13	56.0
1988	Frank Baur	164/256	2621	11	23	64.1
1989	Frank Baur	169/295	2177	11	15	57.3
1990	Tom Kirchhoff	166/283	2248	13	13	58.7
1991	Tom Kirchhoff	163/297	2111	14	14	54.9
1992	Tom Kirchhoff	180/296	2350	9	26	60.8
1993	Jason Carnevale	99/168	1206	6	5	58.9
1994	Shawn McHale	133/244	1845	9	12	54.5
1995	Shawn McHale	143/297	1741	12	8	48.1
1996	Shawn McHale	110/216	1384	9	14	50.9
1997	Mike Palos	109/235	1321	14	9	46.4
1998	Mike Palos	108/249	1149	4	4	43.4
1999	Harry Armstrong	78/153	916	11	9	51.0
2000	Marko Glavic	159/297	1964	12	12	53.5
2001	Marko Glavic	211/373	2460	13	9	56.6
2002	Marko Glavic	221/399	2670	15	20	55.4
2003	Marko Glavic	229/390	2725	16	21	58.7
2004	Brad Maurer	124/185	1313	8	6	67.0
2005	Brad Maurer	129/223	1562	5	9	57.8
2006	Brad Maurer	181/307	2239	10	13	59.0
2007	Mike DiPaola	113/199	1174	12	7	56.8
2008	Rob Curley	121/212	1424	4	9	57.1



RECEIVING RECORDS

TOP 10 CAREER RECEIVERS

Year	Rec	Yards	Avg	TDs
------	-----	-------	-----	-----

1. John Weyrauch

2001	58	889	15.3	6
2002	63	910	14.4	8
2003	41	607	14.8	4
Totals	162	2406	14.9	18

2. Phil Yarberough

1997	12	271	22.6	1
1998	21	324	15.4	1
1999	50	651	13.0	4
2000	77	1139	14.8	7
Totals	160	2385	14.9	13

3. Phillip Ng

1985	8	82	10.2	0
1986	41	556	13.5	3
1987	38	425	11.1	3
1988	65	1048	16.1	13
Totals	152	2111	13.9	19

4. Shaun Adair

2005	22	392	17.8	3
2006	33	501	15.2	4
2007	41	538	13.1	4
2008	52	759	14.6	5
Totals	148	2190	14.8	16

5. Joe McCourt

2001	22	167	7.6	0
2002	40	332	8.3	1
2003	52	444	8.5	2
2004	25	192	7.7	1
Totals	139	1135	8.2	4

6. Frank Corbo

1981	14	164	11.7	0
1982	38	605	15.9	5
1983	55	783	14.2	5
1984	29	418	14.4	4
Totals	136	1970	14.4	14

7. Jeremy Burkes

2000	34	274	8.1	0
2001	11	138	12.5	0
2002	39	549	14.0	3
2003	36	545	15.1	5
Totals	120	1506	12.6	8

8. Mike Miller

1967	24	301	12.5	3
1968	42	468	13.4	2
1969	60	717	11.9	5
Totals	107	1243	11.6	7

8. Brandon Stanford

2003	17	245	14.4	0
2004	33	299	9.1	1
2005	57	683	12.0	3
Totals	107	1227	11.5	4

10. Craig Roubinek

1990	13	144	11.1	0
1991	21	236	11.2	2
1992	32	378	11.8	6
1993	38	410	10.8	3
Totals	104	1168	11.2	11

Individual Records

Most Pass Receptions:

Game:	12	John Weyrauch at Fordham (2002)
Season:	77	Phil Yarberough (2000)
Career:	162	John Weyrauch (2000-03)

Most Yards Gained:

Game:	274	Joe Ort vs. Georgetown (2006)
Season:	1139	Phil Yarberough (2000)
Career:	2406	John Weyrauch (2000-03)

Highest Average Per Catch:

Season (min 40 rec.):	21.2	Jamal Jordan (1992)
Career (min 50 rec.):	20.9	Tramont Evans (1992-94)

Most Touchdown Receptions:

Game:	3	Jeremy Burkes vs. Columbia (2003)
	3	John Weyrauch vs. Fordham (2001)
	3	Phil Yarberough vs. Bucknell (2000)
	3	Craig Roubinek vs. Army (1992)
	3	Mike Grau vs. Columbia (1989)
	3	Phillip Ng vs. Colgate (1988)
	3	Jack Gatehouse vs. Columbia (1982)
Season:	13	Phillip Ng (1988)
Career:	19	Phillip Ng (1985-88)



John Weyrauch '04

Top 10 Performances

Most Pass Receptions:

Single Game:		
1.	12	John Weyrauch at Fordham (2002)
2.	11	Joe McCourt at Harvard (2003)
	11	John Weyrauch vs. Monmouth (2002)
	11	Phil Yarberough vs. Harvard (2000)
	11	Frank Corbo vs. Columbia (1983)
	11	Rich Smith vs. Maine (1979)
7.	10	Shaun Adair at Colgate (2008)
	10	Shaun Adair at Penn (2007)
	10	Joe Ort vs. Georgetown (2006)
	10	Joe McCourt at Lehigh (2003)
	10	Jack Gatehouse vs. Princeton (1982)
	10	Matt Walsh vs. Wagner (1976)

Single Season:

1.	77	Phil Yarberough (2000)
2.	65	Phillip Ng (1988)
3.	63	John Weyrauch (2002)
4.	60	Mike Miller (1969)
5.	58	John Weyrauch (2001)
6.	57	Brandon Stanford (2005)
7.	55	Frank Corbo (1983)
8.	52	Joe McCourt (2003)
9.	50	Phil Yarberough (1999)
	50	Jack Gatehouse (1982)
	50	Joe Ort (2006)

Career:

1.	162	John Weyrauch (2000-03)
2.	160	Phil Yarberough (1997-2000)
3.	152	Phillip Ng (1985-88)
4.	139	Joe McCourt (2001-04)
5.	136	Frank Corbo (1981-84)
6.	120	Jeremy Burkes (2000-03)
7.	107	Mike Miller (1967-69)
	107	Brandon Stanford (2003-05)
9.	104	Craig Roubinek (1990-93)
10.	99	Jamal Jordan (1990-92)

Most Yards Gained:

Single Game:		
1.	274	Joe Ort vs. Georgetown, 2006
2.	234	Jeremy Burkes vs. Columbia, 2003
3.	206	Jamal Jordan vs. Fordham, 1992
4.	192	Bob Donofrio vs. East Stroudsburg, 1970
5.	182	Bob Donofrio vs. Bucknell, 1970
6.	181	Tramont Evans vs. Fordham, 1994
7.	180	Jack Gatehouse vs. Columbia, 1982
8.	177	Eric Perry vs. Princeton, 1992
9.	175	Phil Yarberough vs. Harvard, 2000
10.	169	Phillip Ng vs. Bucknell, 1988

Single Season:

1.	1139	Phil Yarberough (2000)
2.	1048	Phillip Ng (1988)
3.	910	John Weyrauch (2002)
4.	890	Jamal Jordan (1992)
5.	889	John Weyrauch (2001)
6.	850	Jack Gatehouse (1982)
7.	814	Joe Ort (2006)
8.	806	Dave Baird (1990)
9.	783	Frank Corbo (1983)
10.	759	Shaun Adair (2008)

Career:

1.	2406	John Weyrauch (2000-03)
2.	2385	Phil Yarberough (1997-2000)
3.	2190	Shaun Adair (2005-08)
4.	2111	Phillip Ng (1985-88)
5.	1970	Frank Corbo (1981-84)
6.	1681	Dave Baird (1988-90)
7.	1673	Quincy Miller (1993-96)
8.	1634	Jamal Jordan (1990-92)
9.	1551	Joe Ort (2004-06)
10.	1506	Jeremy Burkes (2000-03)



Phillip Ng '89

Highest Average Per Catch:

- Single Season (min. 40 rec.):
- 21.2 Jamal Jordan (1992)
 - 18.7 Dave Baird (1990)
 - 17.0 Jack Gatehouse (1982)
 - 16.3 Joe Ort (2006)
 - 16.1 Phillip Ng (1988)
 - 15.5 Rick Nowell (1970)
 - 15.3 John Weyrauch (2001)
 - 15.1 Quincy Miller (1996)
 - 14.8 John Weyrauch (2003)
 - 14.8 Phil Yarberough (2000)
 - 14.6 Shaun Adair (2008)


- Career (min. 50 rec.):
- 20.9 Tramont Evans (1992-94)
 - 19.5 Maurice Caldwell (1985-88)
 - 18.3 Dave Baird (1988-90)
 - 18.2 Bob Donofrio (1968-70)
 - 17.8 John Carter (1988-91)
 - 17.1 Quincy Miller (1993-96)
 - 16.5 Jamal Jordan (1990-92)
 - 16.3 Dave Robertshaw (1965-67)
 - 16.2 Joe Ort (2004-06)
 - 16.0 Al Cognigni (1979-81)

Most Touchdowns:

- Single Season:
- 13 Phillip Ng (1988)
 - 11 Jamal Jordan (1992)
 - 9 Quincy Miller (1996)
 - 8 John Weyrauch (2002)
 - 8 Jack Gatehouse (1982)
 - 7 Carl St. Bernard (1985)
 - 7 Phil Yarberough (2000)
 - 6 John Weyrauch (2001)
 - 6 Mike Grau (1989)
 - 6 Dave Baird (1990)
 - 6 John Carter (1991)
- Career:
- 19 Phillip Ng (1985-88)
 - 18 John Weyrauch (2000-03)
 - 16 Shaun Adair (2005-08)
 - 16 Jamal Jordan (1990-92)
 - 16 Quincy Miller (1993-96)
 - 14 Frank Corbo (1981-84)
 - 13 Phil Yarberough (1997-2000)
 - 12 Dave Baird (1988-90)
 - 11 Craig Roubinek (1990-93)
 - 11 Jim Johnson (1984-87)

YEAR-BY-YEAR RECEIVING LEADERS (SINCE 1960):

Year	Player	Rec.	Yds.	Avg.	TDs
1960	Robert Gursky	8	143	17.9	0
1961	Robert Gursky	8	89	11.1	1
1962	John Brown	12	128	10.6	0
1963	Gabe Washo	18	171	9.5	0
1964	Dave Brown	35	468	13.4	1
1965	Dave Brown	31	479	15.5	4
1966	Dave Robertshaw	33	496	15.0	5
1967	Dave Robertshaw	24	301	12.5	3
1968	Mike Miller	42	468	13.4	2
1969	Mike Miller	60	717	11.9	5
1970	Rick Nowell	48	744	15.5	5
1971	Tony Giglio	23	252	11.0	0
1972	Chef Banash	11	167	15.2	0
1973	Terry Byrd	29	344	11.9	1
1974	Jeff Schmidt	30	387	12.9	3
1975	Courtenay Hough	33	467	14.2	1
1976	Matt Walsh	37	589	15.9	3
1977	Max Shoemaker	42	586	14.0	2
1978	Rich Smith	28	420	15.0	3
1979	Rich Smith	33	485	14.1	2
1980	Jim Flanigan	24	346	14.4	4
1981	Jack Gatehouse	34	379	11.1	2
1982	Jack Gatehouse	50	850	17.0	8
1983	Frank Corbo	55	783	14.2	5
1984	Frank Corbo	29	418	14.4	4
1985	Carl St. Bernard	41	479	11.7	7
1986	Phillip Ng	41	556	13.5	3
1987	Jim Johnson	48	649	13.5	3
1988	Phillip Ng	65	1048	16.1	13
1989	Mike Grau	37	591	16.0	6
1990	Dave Baird	43	806	18.7	6
1991	John Carter	36	728	20.2	6
1992	Jamal Jordan	42	890	21.2	11
1993	Craig Roubinek	38	410	10.8	3
1994	Jarrett Shine	34	411	12.1	2
1995	Glenn Hunzinger	47	540	11.5	1
1996	Quincy Miller	49	740	15.1	9
1997	Tom Falzone	25	294	11.8	4
1998	Joe Luke	37	379	10.2	3
1999	Phil Yarberough	50	651	13.0	4
2000	Phil Yarberough	77	1139	14.8	7
2001	John Weyrauch	58	889	15.3	6
2002	John Weyrauch	63	910	14.4	8
2003	Joe McCourt	52	444	8.5	2
2004	Brandon Stanford	33	299	9.1	1
2005	Brandon Stanford	57	683	11.5	3
2006	Joe Ort	50	814	16.3	3
2007	Shaun Adair	41	538	13.1	4
2008	Shaun Adair	52	759	14.6	5



TOTAL OFFENSE/PUNTING/SCORING RECORDS

TOTAL OFFENSE RECORDS (Rushing plus Passing)

Individual Records

Most Net Yards Gained:

Game:	480	Marko Glavic vs. Columbia (2003)
Season:	2819	Marko Glavic (2003)
Career:	10,064	Marko Glavic (2000-03)

Most Offensive Plays:

Game:	65	Marko Glavic vs. Colgate (2003)
Season:	486	Marko Glavic (2002)
Career:	1745	Marko Glavic (2000-03)

Top 10 Performances

Most Net Yards Gained:

Single Season:	1.	2819	Marko Glavic (2003)
	2.	2790	Marko Glavic (2002)
	3.	2727	Frank Baur (1988)
	4.	2641	Marko Glavic (2001)
	5.	2575	Frank Baur (1987)
	6.	2423	Tom Kirchhoff (1992)
	7.	2381	Frank Novak (1983)
	8.	2341	Tom Kirchhoff (1990)
	9.	2207	Frank Novak (1982)
	10.	2191	Frank Baur (1989)

PUNTING RECORDS

Individual Records

Most Punts:

Game:	22	Sam Moyer vs. Lehigh (1938)
Season:	78	Bob Zimmers (1968)
Career:	253	Adam Holt (1998-2001)

Highest Average Yards/Punt:

Game (min. 5 punts):	54.0	(5 punts, 270 yds.) Walt Zirinsky vs. Muhlenberg (1941)
Season (min. 20 punts):	42.6	(43 punts, 1831 yds.) Charles Loiacano (1946)
Career (min. 70 punts):	38.8	(114 punts, 4433 yds.) Dave Brown (1964-65)
	38.8	(105 punts, 4079 yds.) David Yankovich (2005-07)

Longest Punt:

93 yds. Tom Kearns vs. Franklin & Marshall (1937)

Top 10 Performances

Highest Average Yards/Punt:

Single Season (min. 20 punts):	1.	42.6	(43 punts, 1831 yards) Charles Loiacano (1946)
	2.	41.4	(52 punts, 2154 yards) David Yankovich (2007)
	3.	40.1	(69 punts, 2766 yards) Dave Brown (1965)
	4.	39.0	(53 punts, 2067 yards) Joe Genduso (1985)
	5.	38.0	(31 punts, 1178 yards) Bob Zimmers (1967)
	6.	37.8	(36 punts, 1360 yards) Eric Krupa (1991)
	7.	37.7	(57 punts, 2149 yards) Tom Kondash (2008)
	8.	37.7	(32 punts, 1206 yards) Rick Ziska (2006)
	9.	37.6	(46 punts, 1731 yards) Jim O'Sullivan (1975)
	10.	37.5	(66 punts, 2477 yards) Dave Page (1978)

SCORING RECORDS

Individual Records

Most Points:

Game:	30	Joe McCourt vs. Holy Cross (2004)
	30	Fred Robbins vs. Lehigh (1944)
	30	George "Mike" Wilson vs. Susquehanna (1926)
Season:	120	George "Mike" Wilson (1926)
Career:	326	Joe McCourt (2001-04)

Most Touchdowns:

Game:	5	Joe McCourt vs. Holy Cross (2004)
	5	Fred Robbins vs. Lehigh (1944)
	5	George "Mike" Wilson vs. Susquehanna (1926)
Season:	20	George "Mike" Wilson (1926)
Career:	54	Joe McCourt (2001-04)

Most Points (Kicking):

Game:	16	Jim Hodson vs. Fordham (1989)
Season:	79	Martin Brecht (2002)
Career:	255	Jason McLaughlin (1991-94)

Top 10 Performances

Most Points:

Single Season:	1.	120	George "Mike" Wilson (1926)
	2.	104	Joe McCourt (2003)
	3.	102	Jonathan Hurt (2006)
		102	Joe McCourt (2004)
		102	Tom Costello (1989)
	6.	96	Nick Kowgios (1982)
		96	Jonathan Hurt (2005)
	8.	84	Joe McCourt (2002)
		84	Tony Giglio (1973)
	10.	80	Phillip Ng (1988)

YEAR-BY-YEAR SCORING LEADERS (SINCE 1960):

Year	Player	TDs	PATs	2Pt	FGs	Pts.
1960	Walter Doleschal	2	3	-	5	30
1961	Walter Doleschal	1	4	-	1	13
1962	Bill Horvath	0	3	-	3	13
1963	Bill Horvath	2	4/4	-	-	16
1964	Bob Gombos	3	-	-	-	18
1965	Bill Vonroth	4	-	1	-	26
1966	Chris Yaniger	4	6/13	-	1/2	33
1967	Bill Messick	0	11/12	-	3/9	20
1968	Bob Zimmers	7	-	-	-	42
1969	Tom Triolo	9	-	-	-	54
1970	Rick Nowell	5	19/23	-	4/5	61
1971	Doug Elgin	8	-	-	-	48
1972	Tony Giglio	7	-	-	-	42
1973	Tony Giglio	14	-	-	-	84
1974	Dan Kuhn	0	9/9	-	8/12	33
1975	Greg DeSanty	6	-	-	-	36
1976	John Orrico	11	-	-	-	66
1977	Dave Heverling	0	20/22	-	14/19	62
1978	Dave Heverling	0	17/18	-	6/15	35
1979	Ed Rogusky	4	-	-	-	24
1980	Bob Barnett	0	7/8	-	6/8	25
1981	Craig Williams	13	-	-	-	78
1982	Nick Kowgios	16	-	-	-	96
1983	Joe Genduso	0	31/35	-	6/15	49
1984	Nick Kowgios	7	-	-	-	42
1985	Mike Renzi	0	22/27	-	9/14	49
1986	Bruce McIntyre	11	-	-	-	66
1987	Jim Hodson	0	26/28	-	6/16	44
1988	Phillip Ng	13	-	-	-	80
1989	Tom Costello	17	-	-	-	102
1990	Jim Hodson	0	25/26	-	12/17	61
1991	Jason McLaughlin	0	29/33	-	12/21	65
1992	Jason McLaughlin	0	46/47	-	10/19	76
1993	Jason McLaughlin	0	31/32	-	9/18	58
1994	Erik Marsh	12	-	-	-	72
1995	Leonard Moore	7	-	-	-	42
1996	Brian Menecola	0	18/22	-	12/18	54
	Quincy Miller	9	-	-	-	54
1997	Todd Stahnecker	10	-	-	-	60
1998	Leonard Moore	10	-	1	-	62
1999	Brian Tuma	10	-	-	-	60
2000	Andrew May	7	-	-	-	42
2001	Martin Brecht	0	21/24	-	11/17	54
2002	Joe McCourt	14	-	-	-	84
2003	Joe McCourt	17	-	1	-	104
2004	Joe McCourt	17	-	-	-	102
2005	Jonathan Hurt	16	-	-	-	96
2006	Jonathan Hurt	17	-	-	-	102
2007	Davis Rodriguez	0	31-33	-	6/10	55
2008	Davis Rodriguez	0	32-33	-	13/15	71



INTERCEPTION/TACKLE RECORDS

INTERCEPTION RECORDS

Individual Records

Most Interceptions:

Game:	3	Horace Davis vs. Bucknell (1987)
	3	Mike Joseph vs. Bucknell (1986)
	3	Frank Gaziano vs. East Stroudsburg (1984)
	3	Dave Shea vs. Kings Point (1979)
	3	Ed DiSalvo vs. Columbia (1969)
	3	Larry Flohr vs. Kings Point (1968)
	3	Don Hughes vs. Lehigh (1967)
Season:	10	Bob Mahr (1981)
Career:	19	Mike Joseph (1984-87)

Longest Interception Return:

100 yds. Jeff Werrell & Adriel Linyear vs. Columbia (2001)

Top 10 Performances (since 1975)

Most Passes Intercepted:

Single Season:		
1.	10	Bob Mahr (1981)
2.	7	Mike Joseph (1986)
	7	Jim Medes (1978)
4.	6	Elijah Beamon (1999)
	6	Angel Colon (1997)
	6	Matt Cope (1993)
	6	Joe Yanek (1986)
	6	Dave Rankins (1984)
	6	Dave Rankins (1983)
	6	Dave Shea (1979)

Most Yards Gained:

Single Season:		
1.	148	Matt Van Doren (2001)
2.	130	Matt Cope (1993)
3.	126	Brian Tuma (1997)
4.	111	Horace Davis (1986)
5.	101	Joe Yanek (1986)
6.	99	Dave MacPhee (1987)
7.	92	Dave Shea (1979)
8.	89	Horace Davis (1987)
9.	88	Mike Joseph (1987)
	88	Dave Rankins (1984)



Mike Joseph

YEAR-BY-YEAR INTERCEPTION LEADERS (SINCE 1975):

Year	Player	Int.	Yards
1975	Greg Shugars	3	3
1976	Greg Shugars	4	14
1977	Jim Medes	3	9
1978	Jim Medes	7	68
1979	Dave Shea	6	92
1980	Joe Skladany	5	37
1981	Bob Mahr	10	48
1982	Bob Mahr	5	34
1983	Dave Rankins	6	53
1984	Dave Rankins	6	88
1985	Dave Rankins	4	29
1986	Mike Joseph	7	40
1987	Horace Davis	5	89
1988	Dwayne Norris	4	29
1989	Walt Johnson	2	5
	Rodney Shannon	2	12
1990	Tim Moncman	3	9
1991	Rob Kulbacki	5	16
1992	Chris Hummel	1	55
	Shawn Carter	1	33
	Matt Cope	1	25
	Jojo Herndon	1	15
	Pete Ohnegian	1	12
	Nefza Slaughter	1	9
	Ed Albert	1	4
	Craig Davis	1	1
	John Troxell	1	0
	Tramont Evans	1	0
1993	Matt Cope	6	130
1994	B.J. Gallis	3	28
	Kevin Conaboy	3	39
1995	B.J. Gallis	5	42
1996	B.J. Gallis	3	34
1997	Angel Colon	6	46
1998	Elijah Beamon	3	29
1999	Elijah Beamon	6	43
2000	Bryant Ibekwe	2	5
	Elijah Beamon	2	36
2001	Adriel Linyear	2	65
	Matt Van Doren	2	148
	Darnell Azeez	2	2
2002	Bill Stocker	3	1
2003	Matt Van Doren	2	33
2004	Torian Johnson	2	66
	Andrew Brown	2	11
2005	Torian Johnson	3	86
2006	Torian Johnson	3	27
2007	Nigel Bryant	3	18
	Marvin Clecidor	3	40
2008	Neil Goldsmith	3	51



TACKLE RECORDS

Individual Records

Most Tackles:

Game:	26	(16 solo, 10 assisted) Daryl Boich vs. Army (1989)
Season:	165	(95 solo, 70 assisted) George Wilson (1980)
Career:	532	(344 solo, 188 assisted) Joe Skladany (1978-81)

Most Sacks:

Game:	5	Brian Guttman vs. Lehigh (1982)
Season:	11	Gavin Morrissey (1995)
	11	Keith Grant (1989)
	11	Mike King (1985)
Career:	25	Harrison Bailey (1991-94)

Top 10 Performances (since 1975):

Most Total Tackles:

Single Season:		
1.	165	George Wilson (1980)
2.	154	Joe Skladany (1980)
3.	153	Ryan Hiles (1998)
4.	145	Dan Bengale (1997)
5.	142	Joe Skladany (1979)
6.	141	Kevin McManus (1992)
7.	139	Daryl Boich (1989)
8.	135	George Wilson (1981)
9.	133	Maurice Bennett (2005)
	133	Dick Galbally (1975)

Most Sacks:

Single Season:		
1.	11	Gavin Morrissey (1995)
	11	Keith Grant (1989)
	11	Mike King (1985)
4.	9	Shawn Reilly (2000)
	9	Harrison Bailey (1993)
	9	Harrison Bailey (1994)
	9	Pete Ohnegian (1991)
	9	Mike King (1983)
9.	8	John Green (1998)
	8	Dan Bengale (1997)
	8	Matt Sala (1988)
	8	Tom Padilla (1977)



Maurice Bennett '06



David Nelson '06

DAVID NELSON '06 AWARD OF VALOR

Established on February 25, 2006, the David Nelson '06 Award of Valor is presented to the member of the football team who displays an exceptional amount of heart and courage. A co-captain of the 2005 Patriot League championship team, Nelson overcame a near-fatal stabbing in Boston before his senior season to start all 12 games at fullback. He finished fourth on the team with 19 receptions for 212 yards and caught touchdown passes against Harvard and Holy Cross. Nelson was honored with the 2006 ECAC Award of Valor, along with high school teammate Brian Benvie of Stonehill College.

2005	David Nelson
2006	Archie Fisher
2007	D.J. Brown
	Adrian Lawson
2008	D.J. Brown

YEAR-BY-YEAR TACKLE LEADERS (SINCE 1975):

Year	Player	UT	AT	Total
1975	Dick Galbally	-	-	133
1976	Mike McAfee	-	-	96
1977	Mike McAfee	50	62	112
1978	Brent Beyer	76	49	125
1979	Joe Skladany	88	54	142
1980	George Wilson	95	70	165
1981	George Wilson	98	37	135
1982	Tony Green	61	25	86
1983	John Anderson	54	68	122
1984	Frank Gaziano	67	41	108
1985	Frank Gaziano	51	54	105
1986	Mike Shumaker	54	44	98
1987	Mike Shumaker	67	41	108
1988	Joel Cummiskey	42	64	106
1989	Daryl Boich	59	80	139
1990	Kevin McManus	50	69	119
1991	Kevin McManus	68	59	127
1992	Kevin McManus	83	58	141
1993	Nefza Slaughter	79	46	125
1994	Rawle Howard	88	58	146
1995	Rawle Howard	78	58	136
1996	B.J. Gallis	75	40	115
1997	Dan Bengele	89	56	145
1998	Ryan Hiles	97	56	153
1999	Ryan Hiles	45	43	88
2000	Bryant Ibekwe	52	36	88
2001	Matt Bourdon	47	48	95
2002	Chris Partridge	48	58	106
2003	Maurice Bennett	52	56	108
2004	Maurice Bennett	52	67	119
2005	Maurice Bennett	48	90	133
2006	Andy Romans	57	52	109
2007	Andy Romans	52	61	113
2008	Andy Romans	39	57	96



Joe Skladany '82

YEAR-BY-YEAR SACK LEADERS (SINCE 1975):

Year	Player	Sacks
1975	Tom Padilla	7
1976	Tom Padilla	6
1977	Tom Padilla	8
1978	Mike Weber	7
1979	Jon Best	6
1980	Tony Green	4
1981	Tony Green	7
1982	Brian Guttman	7
1983	Mike King	9
1984	Charles Brantley	6
1985	Mike King	11
1986	Matt Higgins	4
1987	Horace Davis	3
	Mike Shumaker	3
	Keith Grant	3
1988	Matt Sala	8
1989	Keith Grant	11
1990	Dave Gash	4
1991	Pete Ohnegian	9
1992	Harrison Bailey	7
1993	Harrison Bailey	9
1994	Harrison Bailey	9
1995	Gavin Morrissey	11
1996	Andy Zabinski	5
1997	Dan Bengele	8
1998	John Green	8
1999	John Fisher	5
	Chad Williamson	5
2000	Shawn Reilly	9
2001	Matt Bourdon	4
2002	Pat Brown	5
	Chris Partridge	5
2003	Maurice Bennett	4
	Wes Erbe	4
2004	Marvin Snipes	6
2005	Maurice Bennett	7
2006	Keith Bloom	5
2007	Andrew Poulson	3.5
2008	Jason Mills	5.5



Harrison Bailey '95

KICKING/KICK AND PUNT RETURN RECORDS

KICKING RECORDS

Individual Records

Most Field Goals:

Game: 4 Jim Hodson vs. Kutztown (1990),
vs. Fordham (1989)
Season: 16 Martin Brecht (2002)
Career: 41 Jason McLaughlin (1991-94)

Longest Field Goal:

53 yds. George McCaa vs. Brown (1909; placement)
51 yds. Rick Ziska at Holy Cross (2005)
49 yds. Joe Genduso at Bucknell (1983)
48 yds. Rick Ziska at Georgetown (2004)
48 yds. Frank Grube vs. Washington & Jefferson
(1926; dropkick)

Most PAT Made (Kicking):

Game: 9 (10 att.) Frank Newberry vs.
Lebanon Valley (1905)
Season: 51 (51 att.) Jim Hodson (1988)
Career: 134 (140 att.) Jim Hodson (1987-90)

Top 10 Performances

Most Field Goals Made:

Single Season:
1. 16 Martin Brecht (2002)
2. 14 Dave Heverling (1977)
3. 13 Jim Hodson (1989)
13 **Davis Rodriguez (2008)**
5. 12 Jason McLaughlin (1992)
12 Jim Hodson (1990)
7. 11 Martin Brecht (2001)
11 Rick Ziska (2005)
9. 10 Jason McLaughlin (1992)
10. 9 Jason McLaughlin (1993)
9 Jim Hodson (1990)
9 Mike Renzi (1985)

Most PATs Made (since 1963):

Single Season:
1. 51 Jim Hodson (1988)
2. 46 Jason McLaughlin (1992)
3. 39 Mark Petty (1982)
4. 37 Rick Ziska (2004)
37 Mike Renzi (1986)
6. 32 Jim Hodson (1989)
32 **Davis Rodriguez (2008)**
8. 31 **Davis Rodriguez (2007)**
31 Martin Brecht (2002)
31 Jason McLaughlin (1993)
31 Joe Genduso (1983)

RETURN RECORDS

Individual Records

Longest Kickoff Return:

97 yds. Andrew May vs. Holy Cross (2000; TD)

Longest Punt Return:

92 yds. Ryan Priest vs. Lehigh (1982; TD)

PUNT RETURNS

Top 10 Performances (since 1975)

Most Yards Gained:

Single Season:
1. 438 Brandon Stanford (2005)
2. 418 John Orrico (1976)
3. 336 Angel Colon (1999)
4. 320 Barrett Hammons (1998)
5. 271 Ryan Priest (1982)
6. 266 Shaun Adair (2007)
7. 244 John Orrico (1975)
8. 240 Ryan Priest (1983)
9. 213 Shaun Adair (2006)
10. 203 Derik Mesquita (1997)

Highest Average Per Return:

Single Season:
1. 22.5 Ryan Priest (1982)
2. 18.9 Greg DeSanty (1975)
3. 14.6 Brandon Stanford (2005)
4. 14.0 Shaun Adair (2007)
5. 13.4 Jarrett Shine (1992)
6. 13.3 Shaun Adair (2006)
7. 11.9 Derik Mesquita (1997)
8. 11.2 Angel Colon (1999)
11.2 Carmine DeSantis (1981)
10. 11.1 John Orrico (1975)

KICKOFF RETURNS

Top 10 Performances (since 1975)

Most Yards Gained:

Single Season:
1. 625 Larry Johnson (2004)
2. 600 Maurice Caldwell (1988)
3. 597 Kurt Bowman (1986)
4. 578 Larry Johnson (2003)
5. 558 Larry Johnson (2005)
6. 500 Scott Kershaw (1990)
7. 499 Nino DiMatteo (1997)
8. 469 John Kahn (1990)
9. 464 Larry Johnson (2002)
10. 418 Tim Watson (2006)
418 John Orrico (1976)

Highest Average Per Return:

Single Season (min. 15 returns):
1. 27.5 Larry Johnson (2003)
2. 26.6 Larry Johnson (2005)
3. 25.0 Scott Kershaw (1990)
4. 24.6 John Orrico (1976)
5. 23.1 Larry Johnson (2004)
6. 22.2 Maurice Caldwell (1989)
7. 22.1 Rodney Shannon (1989)
8. 21.7 Nino DiMatteo (1997)
9. 21.5 Jarrett Shine (1992)
10. 20.2 Larry Johnson (2002)
20.2 Erik Marsh (1991)



Brandon Stanford '06



Larry Johnson '06



Martin Brecht '03

LAFAYETTE'S ALL-PATRIOT LEAGUE PLAYERS

— 1986-2009



Andy Romans '09



Chris Royle '03



Jason McLaughlin '95

Patriot League All-Anniversary Team —1986-2000

(as selected by a panel of Patriot League coaches, sports information directors and administrators)

DB Matt Cope '96, DB B.J. Gallis '97, TB Erik Marsh '95, PK Jason McLaughlin '95

Four-time All-Patriot League honorees (1):
PK Jason McLaughlin (91-94)

Three-time All-Patriot League honorees (12): WR/RS Shaun Adair (07-08), DB Elijah Beamon (98-00), LB Dan Bengele (95-97), DB Angel Colon (97-99), DB Matt Cope (93-95), DL John Green (96-98), PK Jim Hodson (88-90), TB Erik Marsh (92-94), OL Kevin Moss (01-03), LB Andy Romans (06-08), OL Chris Royle (00-02), OL Damian Wroblewski (96-98)

Two-time All-Patriot League honorees (26): DL Harrison Bailey (93-94), LB Maurice Bennett (04-05), OL Drew Buettner (04-05), TE Mike Conte (07-08), LB Blake Costanzo (04-05), TB Tom Costello (88-89), OL Jeff Denning (94-95), DB B.J. Gallis (95-96), LB Rawle Howard (94-95), TE Glenn Hunzinger (94-95), F5 Torian Johnson (05-06), OL Matt Kujovsky (93-94), LB Mark Leggiere (07-08), OL Greg Lippert (2006-07), QB Brad Mauer (05-06), TB Joe McCourt (03-04), WR Quincy Miller (95-96), DL Gavin Morrissey (94-95), OL Jesse Padilla (06-07), DB Mark Reardon (92-93), TE Craig Roubinek (92-93), FB Joe Russo (07-08), OL Mike Saint Germain (05-06),

DE Marvin Snipes (05-06), DL Kyle Sprenkle (06-07), WR Phil Yarberough (99-00)

2008 (DPOY: LB Andy Romans)
First Team: LB Mark Leggiere, DE Jason Mills, LB Andy Romans, FB Joe Russo
Second Team: WR Shaun Adair, WR Michael Conte, OT Ryan Hart-Predmore, OT Leo Plenski, K Davis Rodriguez

2007 (DPOY: LB Andy Romans)
First Team: OG Greg Lippert, OT Jesse Padilla, LB Andy Romans, FB Joe Russo, DT Kyle Sprenkle, F5 Marcel Quarterman
Second Team: WR Shaun Adair, WR Michael Conte, DL Keith Bloom, LB Mark Leggiere, DB Marvin Cleidor

2006* (DPOY: TB Jonathan Hurt)
First Team: TB Jonathan Hurt, F5 Torian Johnson, WR Joe Ort, LB Andy Romans, OL Mike Saint Germain, DE Marvin Snipes, DL Kyle Sprenkle
Second Team: TE Kevin Ganascioli, DB Adrian Lawson, OL Greg Lippert, DL Dan Liseno, QB Brad Maurer, OL Jesse Padilla, K Rick Ziska

2005*
First Team: WR Brandon Stanford, OL Drew Buettner, OL Mike Saint Germain, OL Marvin Snipes, LB Maurice Bennett
Second Team: QB Brad Maurer, TE Chad Walker, LB Blake Costanzo, LB Dion Witherspoon, DB Torian Johnson, DB Tye Murphy

2004* (DPOY: TB Joe McCourt, Coach: Frank Tavani)

First Team: TB Joe McCourt, OL Stephen Bono, OL Joe Ungrady, LB Maurice Bennett
Second Team: OL Drew Buettner, LB Blake Costanzo, P Mike Davis

2003
First Team: OL Kevin Moss
Second Team: TB Joe McCourt

2002
First Team: OL Chris Royle, OL Kevin Moss
Second Team: QB Marko Glavic, WR John Weyrauch

2001 (ROY: TB Joe McCourt)
First Team: OL Chris Royle
Second Team: TE Stewart Kupfer, OL Kevin Moss

2000 (DPOY: WR Phil Yarberough, ROY: QB Marko Glavic)
First Team: WR Phil Yarberough, FB Ryan Mayo
Second Team: OL Chris Royle, DB Elijah Beamon

1999
First Team: LB John Fistner
Second Team: WR Phil Yarberough, DB Elijah Beamon, DB Angel Colon



Erik Marsh '95



B.J. Gallis '97



Matt Cope '96

1998 (ROY: DB Kenya Allen)

First Team: TB Leonard Moore, DL John Green

Second Team: OL Damian Wroblewski, LB Ryan Hiles, DB Elijah Beamon, DB Angel Colon

1997 (DPOY: LB Dan Bengele)

First Team: OL Damian Wroblewski, DL John Green, LB Dan Bengele

Second Team: DB Angel Colon

1996 (DPOY: DB B.J. Gallis)

First Team: WR Quincy Miller, PK Brian Menecola, DL Craig Hansen, LB Dan Bengele, DB B.J. Gallis

Second Team: OL Jim Goff, OL Damian Wroblewski, DL John Green

1995 (ROY: TB Leonard Moore)

First Team: TE Glenn Hunzinger, DL Gavin Morrissey, LB Rawle Howard, DB Tadjji Chattman, DB Matt Cope

Second Team: TB Leonard Moore, WR Quincy Miller, OL Jeff Denning, LB Dan Bengele, DB B.J. Gallis

(Co-POY: TB Erik Marsh)

1994* (Co-ROY: QB Shawn McHale, Coach: Bill Russo)

First Team: TB Erik Marsh, WR Tramont Evans, OL Matt Kujovsky, DL Harrison Bailey, DL Derek Mast, DL Gavin Morrissey, LB Rawle Howard, DB Matt Cope

Second Team: QB Shawn McHale, WR Jarrett Shine, TE Glenn Hunzinger, OL Jeff Denning, OL Jeremy Sweeney, PK Jason McLaughlin

1993 (DPOY: TB Erik Marsh)

First Team: TB Erik Marsh, TE Craig Roubinek, OL Matt Kujovsky, OL Dave Pyne, DL Harrison Bailey, DL Ed Sasso, LB Nefta Slaughter, DB Matt Cope

Second Team: PK Jason McLaughlin, LB Doug Hines, DB Mark Reardon

1992* (DPOY: TB Erik Marsh, Coach: Bill Russo)

First Team: QB Tom Kirchhoff, TB Erik Marsh, TE Craig Roubinek, OL Chris Bellucci, OL Ed Hudak, OL Pete Ravalico, PK Jason McLaughlin, DB Mark Reardon

Second Team: WR Jamal Jordan, DL Pete Ohnegian, LB Kevin McManus

1991 (ROY: TB Erik Marsh)

First Team: PK Jason McLaughlin

Second Team: OL Dave Levine, DB Rob Kulbacki, P Eric Krupa

1990 (ROY: TB Art Dennis)

First Team: none selected

Second Team: PK Jim Hodson, DL Art Bittel, LB Dave Weaver, DB Rodney Shannon

1989 (DPOY: TB Tom Costello)

First Team: TB Tom Costello, OL Dave Williams, OL Gee Lofstead, PK Jim Hodson, LB Daryl Boich, DB Dwayne Norris

Second Team: TE Matt Winters, P Daryl Boich

1988* (POY: QB Frank Baur, DPOY: QB Frank Baur, ROY: TB Tom Costello, Coach: Bill Russo)

First Team: QB Frank Baur, TB Tom Costello, WR Phillip Ng, OL Andy Nygren, PK Jim Hodson

1987*

First Team: LB Horace Davis, DB Mike Joseph

1986*

First Team: TB Bruce McIntyre, OL Chris Thatcher, P Joe Genduso

(note: second team all-league selection began in 1989)

*denotes Patriot League champions

DPOY= Offensive Player of the Year

DPOY= Defensive Player of the Year

ROY= Rookie of the Year

Coach= Coach of the Year

POY+ Player of the Year

(Discontinued in 2001)

MAROON CLUB HALL OF FAME

Name	Accomplishments	Inducted
William H. Anderson '19	Standout basketball player and coach	1976-77
Walter E. Bachman 1902	All-American football player	1977-78
David B. Baird '59	Standout track athlete	2002-03
Ed Baker '70	Standout football player	1996-97
George "Rose" Barclay 1898	Standout football player	1984-85
Jon Barnes '68	Standout cross country and track athlete	1997-98
Frank Baur '90	Standout football player	1999-00
Liz Bagley-Stankavage '92	All-American lacrosse and standout field hockey player	2004-05
Harold Bellis '40	Standout football and baseball player	1986-87
Charles F. Berry '25	All-American football player	1976-77
Steve Biale '82	Standout football player	2007-08
Joe Bozik '58	Standout football, wrestling, and baseball player	1993-94
Fred Braun '55	Standout wrestler	1994-95
David W. Brown '66	Standout football and basketball player	1991-92
Harold Anson Bruce	Track coach for 15 years	1986-87
Al Caesar '58	Standout football and baseball player	1999-00
Stacy Cagenello '87	Standout basketball and softball player	1993-94
Peter J. Carril '52	All-American basketball player	1980-81
Heidi Caruso '94	Standout basketball player and soccer player	2001-02
Tom Costello '92	Standout football player; All-America honorable mention	2008-09
William P. "Bill" Coughlin	Baseball coach for 23 years with 269 wins	1976-77
Robert Crawford '22	Cross country Olympian in 1922	1983-84
Alison Cuthbert-Bronico '85	Standout women's lacrosse and field hockey player	1997-98
Andrea Dagostino Brennan '94	All-American in lacrosse and field hockey	2008-09
George E. Davidson '51	Standout basketball player and coach	1977-78
Dr. Tom Davis	Men's basketball coach for six seasons	1999-00
Preston Denby '65	Standout basketball and baseball player	1994-95
Evan Deoul '84	Standout men's lacrosse player	1996-97
Frank Downing '51	Standout football player	1997-98
Tony Duckett '85	Standout basketball player	2001-02
Mark Dutkewych '96	2-Time Patriot League Defender of the Year in soccer	2007-08
James L. Dyson '33	All-American lacrosse player	1982-83
Jon Ellis '54	Standout track athlete	1998-99
Otis Ellis '89	Standout basketball player	1995-96
Bob Falconiero '80	Standout basketball player	2004-05
Edwin J. Fager, Jr. 1913	Standout baseball pitcher	1982-83
James T. Farrell '41	Standout in football, basketball, and baseball	1989-90
Suzi Farrell-Greene '92	All-American field hockey player	2003-04
James Finnen	Public Address announcer	1998-99
Pat Fisher	Women's basketball coach who won 295 games	2006-07
Mike Gazzella '23	Standout football and baseball player	1977-78
Charles M. Gelbert	Baseball coach for 21 years with 297 wins	1976-77
Tim Gerhart	All-American football player	2002-03
Tony Giglio '74	2-time All-American football player	1981-82
Sharon L. Gish	1st women's Athletic Administrator and coach	1990-91
Tony Green '83	2-time All-American football player	1992-93
Frank Grube '27	Standout football, basketball, and baseball player	2002-03
Harold Hageman '39	Standout football and baseball player	1998-99
Dick Hammer	Lafayette radio broadcaster for 35+ years	2006-07
Frank W. Hiller '43	Standout baseball player	1981-82
David Hubinger '53	Standout tennis player	2004-05
Ed Hudak '93	All-American football player	2005-06
Fred Morgan Kirby '42	Standout in football, swimming and wrestling	2007-08
Frank Kirkleski '27	Standout football player	2001-02
W. Gehret Kleinspehn '18	All-American track athlete	1977-78
Walt Kocubinski	Standout basketball player	1987-88
Olav Kollevoll	Athletic Director for 25 years	1992-93
William Kovalczyk '78	Standout indoor and outdoor track athlete	1989-90
J. Alfred LeConey '23	All-American and Olympic track athlete	1976-77



George "Rose" Barclay, 1898



Ed Baker '70



George Wilson '29



Herb McCracken



Bill Russo



Steve Biale '82

Name	Accomplishments	Inducted
Peter Lerner '88	All-American soccer player	2003-04
Sharon Lukenda-Parker '86	Standout cross country and track athlete	1995-96
Harold "Chip" Lundy '62	Standout basketball and track athlete	1985-86
Pamela S. MacColl '80	Standout field hockey and lacrosse player	1991-92
Robert Mantz '58	Standout basketball player	1984-85
Walt Manuel '66	Standout basketball and baseball player	1992-93
Erik Marsh '95	All-American football player	2001-02
George McCaa 1910	2-time All-American football player	1985-86
G. Herbert McCracken	Football coach for 12 years with 59 victories	1976-77
George L. McGaughey	Intramurals Director, assistant football coach, 32 years	1982-83
Maureen McKenna '83	Standout basketball and softball player	1992-93
William McKnight '43	Standout in football, basketball, and baseball	1993-94
Maureen McManus '87	Standout women's basketball player	1996-97
Mike Miller '70	Standout football and basketball player	1994-95
Thomas Morgan '58	All-American baseball player	1987-88
Joseph "Jay" Mottola '72	Standout basketball and golf athlete	1983-84
Beth Mowins '89	Standout basketball player	2005-06
George "Sammy" Moyer '41	Standout football player	1985-86
Janet Murray '80	Standout field hockey, basketball, and softball player	1986-87
Stuart A. Murray '57	Standout basketball player	1989-90
Edward E. "Hook" Mylin	Football coach with two undefeated seasons	1977-78
Phillip E. Ness, Jr. '78	Standout basketball player	1990-91
Mark Neumann '85	Standout soccer player	1993-94
Phillip Ng '88	Standout football player; All-America honorable mention	2006-07
Donald J. Nikles '60	2-time All-M.A.C. football player	1977-78
Frank Novak '84	Standout football player	1995-96
Jayne O'Brien Lloyd '87	Eight-time All-East honoree in track	2008-09
Robert T. Paul '23	All-American soccer player	1977-78
Ernie Peters '56	Standout basketball and baseball player	1988-89
David Pletcher '78	Standout wrestling athlete	1984-85
Ryan Priest '87	Standout football player	1998-99
John M. Quigg '40	Standout football player	1990-91
James V. Radcliff '57	2-time All-American basketball player	1978-79
David Leroy Reeves 1896	Athletic Administrator for 25 years	1977-78
Charles Rinehart 1898	All-American football player	1976-77
Frederick M. "Peck" Robbins '49	All-American baseball player	1978-79
Bill Russo	Football coach for 19 years; 1988 national coach of the year	2007-08
Don Sayenga '56	2-time Middle Atlantic Conference wrestling champion	1976-77
Horace "Tod" Saylor '45	Standout football, basketball, wrestling, and baseball player	1995-96
Frank J. "Dutch" Schwab '23	2-time All-American football player	1976-77
Joseph A. Skladany '82	2-time All-American football player	1990-91
Jen Smith '89	Standout field hockey and lacrosse player	1999-00
Frank Stanczak '49	Standout football, basketball and baseball player	2003-04
John "Jock" Sutherland	Football coach with one national championship	1987-88
George L. Tiger '81	Standout soccer player	1991-92
F. Tracy Tripucka '72	3-time All-American basketball player	1978-79
Todd Tripucka '76	Standout basketball player	1988-89
Bill "Butch" van Breda Kolff	Basketball coach for 8 years with 132 wins	2001-02
James Van Der Beek '72	Three-time MAC First-Team selection in baseball	2006-07
George B. "Mike" Wilson '29	2-time All-American football player	1978-79
Arthur R. Winters	Athletic Administrator for 22 years	1980-81
Tracey Wright '88	All-American field hockey and lacrosse player	1994-95
Barbara Young	Women's tennis coach for 28 years with 389 wins	2008-09
Monica Yurconic '92	Standout tennis player	2002-03
Martin Zippel '49	All-American basketball player	1977-78
Walter Zirinsky '42	Standout football player	1976-77

ALL-TIME COACHING RECORDS

Coach	Seasons	Years	Won	Lost	Tied	Pct.
Student Coaches	9	1882-90	35	29	4	.544
W.S. Moyle	2	1891-92	7	16	1	.313
P.G. Haskell & H.H. Vincent	1	1893	3	6	0	.333
Hugh Janeway & H.H. Vincent	1	1894	5	6	0	.455
Parke Davis	3	1895-97	28	12	2	.700
S.B. Newton	5	1898-1901, 1911	34	8	0	.810
David Fultz	1	1902	8	3	0	.727
Dr. Alfred Bull	5	1903-07	37	10	3	.770
George Barclay	1	1908	6	2	2	.700
Bob Folwell	3	1909-11	19	2	1	.886
George McCaa	2	1912-13	8	10	2	.450
Wilmer Crowell	3	1914-16	15	12	3	.550
Robert "Punk" Berryman	1	1917	3	5	0	.375
Lt. L.A. Cobbett	1	1918	3	4	0	.429
Dr. John B. "Jock" Sutherland	5	1919-23	33	8	2	.791
G. Herbert McCracken	12	1924-35	59	40	6	.590
Ernie Nevers	1	1936	1	8	0	.111
Edward E. "Hook" Mylin	7	1937-42, 1946	36	24	1	.598
Ben Wolfson	3	1943-45	11	9	1	.548
Ivan Williamson	2	1947-48	13	5	0	.722
Maurice "Clipper" Smith	3	1949-51	4	21	0	.160
Steve Hokuf	6	1952-57	25	27	0	.481
James McConlogue	5	1958-62	20	23	2	.466
Kenneth Bunn	4	1963-66	7	28	2	.216
Harry Gamble	4	1967-70	21	19	0	.525
Neil Putnam	10	1971-80	44	55	3	.446
Bill Russo	19	1981-99	103	98	4	.512
Frank Tavani	9	2000-08	52	50	0	.510
Totals	126	1882-2008	640	540	39	.541

did you know?

The Lafayette Football Class of 2008 won 29 games and left College Hill as the winningest group since the Class of 1927, which won a national championship as seniors after winning 29 games. ▲

YEAR-BY-YEAR RECORDS

Year	W	L	T	Year	W	L	T	Year	W	L	T	Year	W	L	T	Year	W	L	T	Year	W	L	T
1882	0	2	0	1906	8	1	1	1930	5	3	1	1954	4	5	0	1978	4	7	0	2002	7	5	0
1883	2	4	0	1907	7	2	1	1931	7	2	0	1955	6	2	0	1979	5	3	2	2003	5	6	0
1884	2	5	0	1908	6	2	2	1932	3	5	0	1956	6	3	0	1980	3	7	0	2004+	8	4	0
1885	3	2	1	1909	7	0	1	1933	3	5	1	1957	4	4	0	1981	9	2	0	2005+	8	4	0
1886	10	2	0	1910	7	2	0	1934	2	6	0	1958	5	3	1	1982	7	3	0	2006+	6	6	0
1887	7	2	0	1911	8	2	0	1935	2	7	0	1959	5	4	0	1983	6	5	0	2007	7	4	0
1888	6	3	0	1912	4	5	1	1936	1	8	0	1960	5	4	0	1984	5	5	0	2008	7	4	0
1889	3	4	2	1913	4	5	1	1937	8	0	0	1961	2	6	1	1985	6	5	0	Totals	640	540	39
1890	2	5	1	1914	5	3	2	1938	5	3	0	1962	3	6	0	1986	6	5	0				
1891	2	9	1	1915	8	3	0	1939	4	5	0	1963	1	8	0	1987	4	7	0				
1892	5	7	0	1916	2	6	1	1940	9	0	0	1964	0	7	2	1988#	8	2	1				
1893	3	6	0	1917	3	5	0	1941	5	4	0	1965	3	7	0	1989	5	5	0				
1894	5	6	0	1918	3	4	0	1942	3	5	1	1966	3	6	0	1990	4	7	0				
1895	6	2	0	1919	6	2	0	1943	4	1	0	1967	4	5	0	1991	6	5	0				
1896*	11	0	1	1920	5	3	0	1944	6	1	0	1968	7	3	0	1992+	8	3	0				
1897	9	2	1	1921*	9	0	0	1945	1	7	1	1969	4	6	0	1993	5	4	2				
1898	3	8	0	1922	7	2	0	1946	2	7	0	1970	6	5	0	1994+	5	6	0				
1899	12	1	0	1923	6	1	2	1947	6	3	0	1971	5	5	0	1995	4	6	1				
1900	9	2	0	1924	7	2	0	1948	7	2	0	1972	3	7	0	1996	5	5	0				
1901	9	3	0	1925	7	1	1	1949	2	6	0	1973	6	3	1	1997	3	8	0				
1902	8	3	0	1926*	9	0	0	1950	1	8	0	1974	3	7	0	1998	3	8	0				
1903	7	3	0	1927	5	3	1	1951	1	7	0	1975	5	5	0	1999	4	7	0				
1904	8	2	0	1928	6	1	2	1952	0	9	0	1976	5	5	0	2000	2	9	0				
1905	7	2	1	1929	3	5	0	1953	5	4	0	1977	5	6	0	2001	2	8	0				

* National Champions
Colonial League
Champions
+ Patriot League Champions

LAFAYETTE FOOTBALL 1882-1901

1882 [0-2]

Manager: W.R. Wilson

11/7	at Rutgers.....	0-0 / 8-3	L
11/25	Pennsylvania	0-0 / 1-3	L

Note: In 1882, scores were listed by goals first and touchdowns second. Safeties also counted; Lafayette had two against Pennsylvania.

1883 [2-4]

Manager: F. Drake

10/22	at Princeton	7-47	L
10/27	Pennsylvania	6-44	L
11/3	Stevens.....	4-14	L
11/10	Rutgers.....	25-0	W
11/26	at Stevens.....	11-14	L
11/31	at Bucknell.....	59-0	W

1884 [2-5]

Manager: F. Drake

10/25	Lehigh.....	50-0	W
10/29	at Princeton	0-140	L
11/1	Pennsylvania	0-11	L
11/8	at Rutgers.....	0-26	L
11/12	at Lehigh.....	34-4	W
11/15	Stevens.....	4-17	L
11/27	at Stevens.....	0-52	L

1885 [3-2-1]

Manager: E. Swift

10/24	Stevens.....	16-12	W
10/28	Pennsylvania	22-30	L
10/31	at Lehigh.....	6-0	W
11/4	at Pennsylvania	10-54	L
11/11	at Stevens.....	23-18	W
11/21	Lehigh.....	6-6	T

1886 [10-2]

Manager: H. Foresman

10/13	at Swarthmore	20-12	W
10/16	Rutgers.....	28-2	W
10/18	Dickinson	24-5	W
10/20	Pennsylvania	12-0	W
10/23	at Stevens.....	5-0	W
10/30	at Pennsylvania	12-20	L
11/6	Lehigh.....	12-0	W
11/11	at Trinity.....	12-0	W
11/13	at Wesleyan.....	0-26	L
11/17	at Rutgers.....	26-10	W
11/20	Stevens.....	58-0	W
11/24	at Lehigh.....	4-0	W

1887 [7-2]

Manager: H. Morton

10/8	at Princeton	0-47	L
10/12	at Dickinson	12-0	W
10/15	Rutgers.....	20-0	W
10/19	Haverford.....	12-4	W
10/22	Swarthmore	31-6	W
10/29	at Lehigh.....	4-10	L
11/12	at Rutgers.....	36-0	W
11/16	at Pennsylvania	20-0	W
11/23	Lehigh.....	6-0	W

1888 [6-3]

Manager: H. Fay

10/10	Bucknell.....	54-0	W
10/13	at Swarthmore	18-0	W
10/20	at Rutgers.....	4-0	W
10/27	at Haverford	18-0	W
11/7	Pennsylvania	12-6	W
11/10	at Cornell.....	16-0	W
11/17	Lehigh.....	4-6	L
11/21	at Pennsylvania	0-50	L
11/27	at Lehigh.....	0-16	L



Lafayette's national championship team of 1896.

1889 [3-4-2]

Manager: E. Snodgrass

10/9	at Columbia.....	10-10	T
10/12	at Cornell.....	0-10	L
10/16	at Rutgers.....	16-0	W
10/30	at Lehigh.....	10-16	L
11/6	Pennsylvania	10-8	W
11/9	at Penn State	26-0	W
11/16	Lehigh.....	6-6	T
11/23	at Pennsylvania	0-14	L
11/28	vs. Cornell *.....	0-24	L

* = at Syracuse, NY

1890 [2-5-1]

Manager: G. Harvey

10/1	Dickinson	54-0	W
10/4	Bucknell.....	0-0	T
10/11	at Franklin & Marshall	10-18	L
10/22	at Princeton	6-26	L
11/1	Lehigh.....	0-30	L
11/15	at Lehigh.....	6-60	L
11/21	at Virginia.....	14-20	L
11/22	at Columbia A. A.....	20-6	W

1891 [2-9-1]

Coach: W.S. Moyle

9/25	Bucknell.....	10-16	L
10/2	Penn State	4-14	L
10/14	at Haverford	38-0	W
10/20	Princeton	0-24	L
10/24	at Cornell.....	0-30	L
10/28	at Pennsylvania	6-15	L
11/4	at Lehigh.....	4-22	L
11/11	Lehigh.....	2-6	L
11/18	Pennsylvania	10-12	L
11/20	at Virginia.....	6-6	T
11/21	at Navy.....	4-0	W
11/25	vs. Lehigh *	2-16	L

* = at Wilkes-Barre, PA

1892 [5-7]

Coach: W.S. Moyle

10/1	Temperance A. A.....	30-0	W
10/8	at Princeton	0-40	L
10/15	Rutgers.....	8-16	L
10/21	at Columbia A. A.....	10-0	W
10/22	at Navy.....	4-22	L
10/26	Pennsylvania	6-8	L
10/29	at Rutgers.....	24-10	W
11/5	Lehigh.....	4-0	W
11/12	at Orange A. A.....	30-0	W
11/16	at Pennsylvania	4-10	L
11/19	at Lehigh.....	6-15	L
11/23	vs. Penn State *	0-18	L

* = at Wilkes-Barre, PA

1893 [3-6]

Coaches: P. Haskell & H. Vincent

9/30	at Princeton	0-20	L
10/4	Temperance A. A.....	6-0	W
10/7	at West Point A. A.....	0-36	L
10/14	at Orange A. A.....	0-6	L
10/25	at Stevens.....	12-10	W
10/28	at Pennsylvania	0-82	L
11/8	at Lehigh.....	6-22	L
11/11	Rutgers.....	forfeit	W
11/18	Lehigh.....	0-10	L

1894 [5-6]

Coach: Hugh Janeway

9/29	at Princeton	0-40	L
10/3	Gettysburg.....	36-0	W
10/6	at Rutgers.....	10-12	L
10/13	at Cornell.....	0-34	L
10/20	at Penn State	0-72	L
10/24	Swarthmore	46-0	W
10/31	at Pennsylvania	0-26	L
11/3	at Orange A. A.....	18-6	W
11/14	Lehigh.....	28-0	W
11/24	at Lehigh.....	8-11	L
11/29	Bucknell.....	44-0	W

1895 [6-2]

Coach: Parke Davis

10/5	at Orange A. A.....	12-0	W
10/12	at Princeton	0-14	L
10/19	at Cornell.....	6-0	W
10/25	Ursinus.....	56-0	W
10/26	at Pennsylvania	0-30	L
10/30	Rutgers.....	52-0	W
11/9	at Lehigh.....	22-12	W
11/23	Lehigh.....	14-6	W

1896 [11-0-1]

NATIONAL CHAMPIONS

Coach: Parke Davis

9/26	Volunteer Ath. Club.....	44-0	W
10/7	Princeton	0-0	T
10/15	vs. West Virginia *.....	18-0	W
10/16	vs. West Virginia @.....	6-0	W
10/17	vs. West Virginia #.....	34-0	W
10/24	at Pennsylvania	6-4	W
10/31	Dickinson	18-0	W
11/10	at Bloomsburg	17-0	W
11/11	at Wyoming Seminary.....	23-0	W
11/14	Franklin & Marshall	38-0	W
11/21	Wesleyan	18-0	W
11/26	at Navy.....	18-6	W

* = at Fairmount, WV
@ = at Parkersburg, WV
= at Wheeling, WV

1897 [9-2-1]

Coach: Parke Davis

9/27	at Bloomsburg	14-0	W
9/28	at Wyoming Seminary.....	26-0	W
10/2	Penn State	24-0	W
10/6	at Franklin & Marshall	8-0	W
10/9	Temperance A. A.....	64-0	W
10/16	Cornell.....	4-4	T
10/23	at Pennsylvania	0-46	L
10/30	Lehigh.....	34-0	W
11/6	at Princeton	0-57	L
11/13	Dickinson	19-0	W
11/20	Wesleyan	41-6	W
11/25	at Lehigh.....	22-0	W

1898 [3-8]

Coach: S.B. Newton

10/1	Villanova.....	16-0	W
10/5	at Washington & Jefferson...	0-16	L
10/8	Penn State	0-5	L
10/12	at Princeton	0-34	L
10/15	Dickinson	6-12	L
10/22	at Pennsylvania	0-32	L
10/26	at Navy.....	0-18	L
11/5	at Lehigh.....	0-22	L
11/12	at Cornell.....	0-47	L
11/19	Bucknell.....	6-0	W
11/24	Lehigh.....	11-5	W

1899 [12-1]

Coach: S.B. Newton

9/30	Ursinus.....	34-0	W
10/4	Villanova.....	13-0	W
10/7	at Swarthmore	16-6	W
10/11	at Princeton	0-12	L
10/14	Rutgers.....	57-0	W
10/21	at Pennsylvania	6-0	W
10/28	at Navy.....	5-0	W
11/4	Lehigh.....	17-0	W
11/7	at Newark A. A.....	16-0	W
11/11	at Cornell.....	6-5	W
11/18	Bucknell.....	12-0	W
11/25	at Lehigh.....	35-0	W
11/30	Dickinson	36-0	W

1900 [9-2]

Coach: S.B. Newton

10/3	Ursinus.....	34-0	W
10/6	Susquehanna.....	35-0	W
10/10	Manhattan.....	11-0	W
10/13	Swarthmore	34-2	W
10/20	Princeton	0-5	L
10/27	Newark A. A.....	16-0	W
11/3	at Lehigh.....	34-0	W
11/10	at Pennsylvania	5-12	L
11/17	Cornell.....	17-0	W
11/24	Lehigh.....	18-0	W
11/29	Dickinson	10-6	W

1901 [9-3]

Coach: S.B. Newton

10/2	Ursinus.....	40-0	W
10/5	Susquehanna.....	42-5	W
10/12	at Syracuse.....	5-0	W
10/16	Manhattan.....	16-6	W
10/19	at Orange Ath. Club.....	17-0	W
10/26	at Princeton	0-6	L
11/1	Lehigh.....	29-0	W
11/5	at Phil. A. A.....	0-23	L
11/9	at Brown.....	11-6	W
11/16	at Homestead Athletic Club	0-48	L
11/23	at Lehigh.....	41-0	W
11/27	Dickinson	29-0	W

LAFAYETTE FOOTBALL 1902-1912

LAFAYETTE'S PRO FOOTBALL PLAYERS

HARRISON BAILEY (OL-DL)
Connecticut Coyotes (AFL), 1996

ED BAKER (QB)
New York Giants, 1970;
Houston Oilers, 1972

GEORGE BARCLAY (TB)
St. Louis, Rochester, 1899-1903

FRANK BAUR (QB)
New York Giants, 1990

ELIJAH BEAMON (OS)
Albany Conquest (AFL), 2002-04

ED BEDNER (G-T)
Frankford Yellowjackets, 1924;
New York Giants, 1925-26

MAURICE BENNETT (LB)
Chicago Bears, 2006

CHARLIE BERRY (E)
Pottsville Maroons, 1925-26

STEVE BIALE (OL)
Dallas Cowboys, 1982
Arizona Wrangler's (USFL), 1982

MATT BRENNAN (TB, BB)
New York Giants, 1925;
Brooklyn Lions, 1926

ANDREW BROWN (LB)
Edmonton Eskimos, 2006

JOHNNY BUDD (G-T)
Frankford Yellowjackets, 1926;
Pottsville Maroons, 1927-28

BLAKE COSTANZO (LB)
New York Jets, 2006
Buffalo Bills, 2007-08
Cleveland Browns, 2009

ART DEIBEL (G-T)
Canton Bulldogs, 1926

JOE DUMOUE (E)
Rochester Jeffersons, 1920-21

JOHN WILLIAM "DOC" ELLIOTT (FB-TB-WB)
Canton Bulldogs, 1922-23;
Cleveland Bulldogs, 1924-25;
Cleveland Indians, 1931

JACK ERNST (BB-TB-WB)
Pottsville Maroons, 1925-27;
New York Yankees, 1928,
Boston Bulldogs, 1929;
Frankford Yellowjackets, 1930

ADRIAN FORD (WB-E-BB-FB)
Pottsville Maroons, 1927;
Frankford Yellowjackets, 1927

B.J. GALLIS (LB)
B.C. Lions, 1997-1998;
Edmonton Eskimos, 1999

TIM GERHART (DL)
Denver Broncos, 1980

JIM GOFF (OL)
New York Giants, 2000

FRANK "HANS" GRUBE (E)
New York Yankees, 1928

TOM KIRCHOFF (QB)
Philadelphia Eagles, 1993

FRANK KIRKLESKI (TB-BB)
Pottsville Maroons, 1927;
Orange, N.J. Tornadoes, 1929;
Newark Tornadoes, 1930;
Brooklyn Dodgers, 1931

NICK KOWGIOS (RB)
Detroit Lions, 1987

MIKE LEVY (OL-DL)
Albany Conquest (AFL), 2002-03,
Florida Firecats 2004

ADRIEL LINYEAR (WR-LS)
Albany Conquest (AFL),
2002†

HENRY BULGER "BULL" LOWE, JR. (E-T)
Canton Bulldogs, 1920;
Cleveland Indians, 1921;
Providence Steamrollers, 1925, 27;
Frankford Yellowjackets, 1925-26

JOE MARHEFKA (E)
Pottsville Maroons, 1925-28

ERIK MARSH (RB)
New York Jets, 1995

BRUCE McINTYRE (RB)
Tampa Bay Buccaneers,
Denver Broncos, 1987

BILL MESSICK
Pittsburgh Steelers, 1968

TONY MILLER (FB)
New York Jets, 1989

1902 (8-3)
Coach: David Fultz
9/27 Gallaudet23-0 W
10/4 Susquehanna.....53-0 W
10/8 Gettysburg.....14-0 W
10/14 at Washington
& Jefferson.....12-0 W
10/18 Manhattan.....38-5 W
10/28 at Georgetown.....23-0 W
11/1 Brown.....6-5 W
11/8 at Navy.....11-12 L
11/15 at Cornell.....0-28 L
11/22 Lehigh.....0-6 L
11/27 Dickinson.....23-0 W

1903 (7-3)
Coach: Dr. Alfred Bull
9/26 Gallaudet36-0 W
10/3 Gettysburg.....11-0 W
10/10 Susquehanna.....43-0 W
10/17 Fordham.....48-0 W
10/24 at Navy.....6-5 W
10/31 at New York University.....8-6 W
11/7 at Princeton.....0-11 L
11/14 Bloomsburg.....29-0 W
11/21 at Lehigh.....6-12 L
11/26 Dickinson.....0-35 L

1904 (8-2)
Coach: Dr. Alfred Bull
9/24 Wyoming Seminary.....35-0 W
10/1 Ursinus.....12-0 W
10/5 Gettysburg.....20-0 W
10/8 Gallaudet53-0 W
10/12 at Princeton.....0-5 L
10/15 Bloomsburg.....33-0 W
10/22 Swarthmore.....4-0 W
10/29 Manhattan.....54-0 W
11/5 at Pennsylvania.....0-22 L
11/24 Lehigh.....40-6 W

1905 (7-2-1)
Coach: Dr. Alfred Bull
9/30 Wyoming Seminary.....23-0 W
10/7 Ursinus.....18-0 W
10/11 Medico-Chirurgical.....35-0 W
10/14 Jefferson Medical.....48-0 W
10/21 at Princeton.....4-22 L
10/28 Lebanon Valley.....79-0 W
11/4 at Pennsylvania.....6-6 T
11/11 at Swarthmore.....0-27 L
11/15 at Lehigh.....53-0 W
11/30 Bucknell.....47-0 W

1906 (8-1-1)
Coach: Dr. Alfred Bull
9/29 Wyoming Seminary.....34-0 W
10/6 Ursinus.....33-0 W
10/13 Medico-Chirurgical.....34-0 W
10/20 vs. No. Carolina
College *.....28-0 W
10/27 Colgate.....17-6 W
11/3 vs. Washington &
Jefferson @.....14-6 W
11/10 at Pennsylvania.....0-0 T
11/17 Syracuse.....4-12 L
11/24 Lehigh.....33-0 W
11/29 Dickinson.....26-6 W
* = at Richmond, VA
@ = at Pittsburgh, PA

1907 (7-2-1)
Coach: Dr. Alfred Bull
9/28 Wyoming Seminary.....22-0 W
10/5 Ursinus.....21-0 W
10/9 Colgate.....21-9 W
10/12 Hamilton.....43-0 W
10/26 at Navy.....0-17 L
11/2 at Pennsylvania.....0-15 L
11/9 Bucknell.....34-0 W
11/16 at Syracuse.....4-4 T
11/23 at Lehigh.....22-5 W
11/28 Dickinson.....31-0 W

1908 (6-2-2)
Coach: George Barclay
9/26 Wyoming Seminary.....10-0 W
10/3 Stroudsburg Normal.....22-0 W
10/7 Superba Ath. Club.....12-0 W
10/10 at Princeton.....0-0 T
10/17 Medico-Chirurgical.....23-0 W
10/24 at Brown.....8-6 W
10/31 Bucknell.....6-6 T
11/7 at Pennsylvania.....4-34 L
11/21 Lehigh.....5-11 L
11/26 Dickinson.....12-0 W

1909 (7-0-1)
Coach: Bob Folwell
10/2 Wyoming Seminary.....23-0 W
10/9 Hobart.....50-0 W
10/16 Swarthmore.....22-0 W
10/23 at Princeton.....6-0 W
11/6 at Pennsylvania.....6-6 T
11/13 Stroudsburg Normal.....43-0 W
11/20 at Lehigh.....21-0 W
11/25 Dickinson.....5-0 W

1910 (7-2)
Coach: Bob Folwell
9/24 Bloomsburg.....31-0 W
10/1 Ursinus.....10-0 W
10/8 Swarthmore.....6-0 W
10/15 Princeton.....0-3 L
10/22 Gettysburg.....21-0 W
10/29 Bucknell.....12-0 W
11/5 at Pennsylvania.....0-18 L
11/19 Lehigh.....14-0 W
11/24 Dickinson.....41-0 W

1911 (8-2)
Coaches: Bob Folwell & S.B. Newton
9/23 Bloomsburg.....53-0 W
9/30 Ursinus.....3-0 W
10/7 Swarthmore.....12-5 W
10/14 Gettysburg.....36-0 W
10/21 at Syracuse.....10-0 W
10/28 Carlisle Indians.....0-19 L
11/4 Bucknell.....6-0 W
11/11 at Pennsylvania.....6-23 L
11/25 at Lehigh.....11-0 W
11/30 Dickinson.....6-0 W

1912 (4-5-1)
Coach: George McCaa
9/28 Muhlenberg.....20-3 W
10/5 Swarthmore.....0-22 L
10/12 at Yale.....0-16 L
10/19 Ursinus.....11-0 W
10/26 at Pennsylvania.....7-3 W
11/2 Bucknell.....0-0 T
11/9 Syracuse.....7-30 L
11/16 at Brown.....7-21 L
11/23 Lehigh.....0-10 L
11/28 Dickinson.....19-13 W

LAFAYETTE FOOTBALL 1913-1925

1913 [4-5-1]

Coach: George McCaa

9/27 Muhlenberg.....	7-7	T
10/4 at Pennsylvania.....	0-10	L
10/11 at Yale.....	0-27	L
10/18 Swarthmore.....	19-0	W
10/25 Albright.....	7-0	W
11/1 Ursinus.....	44-2	W
11/8 at Pittsburgh.....	0-13	L
11/15 at Cornell.....	3-10	L
11/22 at Lehigh.....	0-7	L
11/27 Dickinson.....	7-0	W

1914 [5-3-2]

Coach: Wilmer Crowell

9/26 Delaware.....	41-0	W
10/3 Ursinus.....	7-7	T
10/10 at Pennsylvania.....	0-0	T
10/17 at Princeton.....	0-16	L
10/24 Villanova.....	14-3	W
10/31 Penn State.....	0-17	L
11/7 Muhlenberg.....	24-3	W
11/14 Albright.....	42-6	W
11/21 Lehigh.....	7-17	L
11/26 Dickinson.....	56-7	W

1915 [8-3]

Coach: Wilmer Crowell

9/25 Muhlenberg.....	14-7	W
10/2 Ursinus.....	13-2	W
10/9 at Washington & Jefferson.....	0-17	L
10/16 at Princeton.....	3-40	L
10/20 Delaware.....	31-0	W
10/23 Albright.....	46-0	W
10/30 at Pennsylvania.....	17-0	W
11/6 Swarthmore.....	17-0	W
11/13 Penn State.....	3-33	L
11/20 at Lehigh.....	35-6	W
11/25 Dickinson.....	27-7	W

1916 [2-6-1]

Coach: Wilmer Crowell

9/30 Fordham.....	0-0	T
10/7 Swarthmore.....	6-10	L
10/14 Ursinus.....	0-6	L
10/21 at Princeton.....	0-33	L
10/28 Lebanon Valley.....	27-14	W
11/4 at Pennsylvania.....	0-19	L
11/11 Albright.....	32-0	W
11/17 at Penn State.....	0-40	L
11/25 Lehigh.....	0-16	L

1917 [3-5]

Coach: Robert "Punk" Berryman

10/6 U.S. Ambulance.....	20-0	W
10/13 Ursinus.....	12-6	W
10/20 Rutgers.....	7-33	L
10/27 Muhlenberg.....	0-6	L
11/3 at Pennsylvania.....	0-27	L
11/10 at Swarthmore.....	0-56	L
11/17 Albright.....	42-0	W
11/24 at Lehigh.....	0-78	L

1918 [3-4]

Coach: Lt. L.A. Cobbett

10/19 Ursinus.....	17-0	W
10/26 Muhlenberg.....	0-7	L
11/2 at Pennsylvania.....	0-34	L
11/18 Franklin & Marshall.....	13-0	W
11/23 Lehigh.....	0-17	L
11/28 Garden City Aviation.....	0-21	L
12/2 St. Joseph's.....	18-13	W

1919 [6-2]

Coach: Dr. John B. "Jock" Sutherland

10/4 Muhlenberg.....	13-0	W
10/11 at Princeton.....	6-9	L
10/18 Haverford.....	41-0	W
10/25 at Pennsylvania.....	0-23	L
11/1 at Cornell.....	21-2	W
11/8 Dickinson.....	48-0	W
11/15 Trinity.....	35-0	W
11/22 at Lehigh.....	10-6	W

1920 [5-3]

Coach: Dr. John B. "Jock" Sutherland

10/2 Muhlenberg.....	20-0	W
10/9 at Navy.....	7-12	L
10/16 at Pennsylvania.....	0-7	L
10/23 Catholic.....	84-0	W
10/30 at Pittsburgh.....	0-14	L
11/6 Bucknell.....	10-7	W
11/13 Villanova.....	34-0	W
11/20 Lehigh.....	27-7	W

1921 [9-0]

NATIONAL CHAMPIONS

Coach: Dr. John B. "Jock" Sutherland

9/24 Muhlenberg.....	48-0	W
10/1 Pittsburgh.....	6-0	W
10/8 Dickinson.....	27-0	W
10/15 at Bucknell.....	20-7	W
10/22 vs. Fordham *.....	28-7	W
10/29 Rutgers.....	35-0	W
11/5 at Pennsylvania.....	38-6	W
11/12 Delaware.....	44-0	W
11/19 at Lehigh.....	28-6	W

* = at Polo Grounds, NY

1922 [7-2]

Coach: Dr. John B. "Jock" Sutherland

9/30 Richmond.....	34-0	W
10/7 at Pittsburgh.....	7-0	W
10/14 Muhlenberg.....	62-0	W
10/21 Bucknell.....	28-7	W
10/28 at Boston College.....	12-0	W
11/4 vs. Washington & Jefferson *.....	13-14	L
11/11 at Rutgers.....	33-6	W
11/25 Lehigh.....	3-0	W
12/2 at Georgetown.....	7-13	L

* = at Polo Grounds, NY

1923 [6-1-2]

Coach: Dr. John B. "Jock" Sutherland

9/29 Muhlenberg.....	20-0	W
10/6 at Pittsburgh.....	0-7	L
10/13 Franklin & Marshall.....	33-0	W
10/20 Springfield.....	21-0	W
10/27 Rutgers.....	6-6	T
11/3 vs. Washington & Jefferson *.....	6-6	T
11/10 at Pennsylvania.....	8-6	W
11/17 Dayton.....	45-0	W
11/24 at Lehigh.....	13-3	W

* = at Polo Grounds, NY

1924 [7-2]

Coach: G. Herbert McCracken

9/27 Muhlenberg.....	13-0	W
10/4 at Pittsburgh.....	10-0	W
10/11 Hobart.....	30-0	W
10/18 at Bucknell.....	21-3	W
10/25 vs. Washington & Jefferson *.....	20-6	W
11/1 at Pennsylvania.....	3-6	L
11/8 vs. Rutgers @.....	7-43	L

11/15 Alfred.....	47-0	W
11/22 Lehigh.....	7-0	W

* = at Polo Grounds, NY
@ = at Princeton, NJ

1925 [7-1-1]

Coach: G. Herbert McCracken

9/26 Muhlenberg.....	20-14	W
10/3 at Pittsburgh.....	20-9	W
10/10 Washington.....	40-0	W
10/17 vs. Colgate *.....	7-7	T

10/24 vs. Washington & Jefferson @.....	6-7	L
10/31 St. Bonaventure.....	20-6	W
11/7 Rutgers.....	34-0	W
11/14 Susquehanna.....	47-0	W
11/21 at Lehigh.....	14-0	W

* = at Philadelphia, PA
@ = at Polo Grounds, NY

LAFAYETTE'S PRO FOOTBALL PLAYERS

BOB MILLMAN (WB-BB)

Pottsville Maroons, 1925-27

WALTER STANLEY "DINTY" MOORE (WB-BB)

Pottsville Maroons, 1927

DON NICKLES (TB-FB)

Pittsburgh Steelers, 1960

MATT O'CONNELL (E)

Frankford Yellowjackets, 1924-25

PETER OHNEGAN (OL-DL)

Tampa Bay Storm, Miami Hooters,
New Jersey Red Dogs,
Los Angeles Avengers (AFL),
1994-95, 1999-2000

DAVE PYNE (OL)

New York Giants, 1994

ROBERT RASP (DB)

Miami Dolphins, 1980

VIC REUTER (C)

Staten Island Stapletons, 1932

CHRIS ROYLE (OL)

Tennessee Valley Vipers (AFL),
2004

MATT SALA (OL-DL)

Albany Firebirds (AFL), 1990

JOHNNY SCOTT (TB)

Rochester Jeffersons, 1920-23

DAVE SHEA (DB)

Pittsburgh Steelers, 1980

GEORGE SEASHORTZ (FB-TB-WB)

Milwaukee Badgers, 1922;
Kenosha Maroons, 1924

JOE SKLADANY (LB)

Arizona Wranglers, (USFL), 1982

RICH SMITH (TE)

Detroit Lions, 1980

ED STAAHL (OL)

New York Jets, 1983

ROB STEWART (QB)

Seattle Seahawks, 1978

CHRISTOPHER THATCHER (OL)

Cincinnati Bengals, 1986

JOHNNY THOMPSON (G)

Frankford Yellowjackets, 1929

LARRY WALBRIDGE (E)

Rochester Jeffersons, 1920-21

BODIE WELDON (WB-TB)

Buffalo All-Americans, 1920

LARRY WALBRIDGE (C)

New York Giants, 1925

JOE WILLIAMS (G-E-FB)

Canton Bulldogs, 1923;
New York Giants 1925-26

MIKE WILSON (WB-TB-FB)

Frankford Yellowjackets, 1929

PHIL YARBEROUGH (WR-LB)

Albany Conquest (AFL), 2002-03

WALTER ZIRINSKI (FB)

Cleveland Rams, 1945

some players listed were NFL camp invitees and/or may have played on team practice squad

some players listed were NFL camp invitees and/or may have played on team practice squad

LAFAYETTE FOOTBALL 1926-1938

1926 (9-0)

NATIONAL CHAMPIONS

Coach: G. Herbert McCracken

9/25	Muhlenberg.....	35-0	W
10/2	Schuylkill College.....	47-0	W
10/9	at Pittsburgh.....	17-7	W
10/16	Dickinson.....	42-13	W
10/23	Albright.....	30-7	W
10/30	vs. Washington & Jefferson *.....	16-10	W
11/6	at Rutgers.....	37-0	W
11/13	Susquehanna.....	68-0	W
11/20	Lehigh.....	35-0	W

* = at Philadelphia, PA

1927 (5-3-1)

Coach: G. Herbert McCracken

9/24	Schuylkill College.....	39-13	W
10/1	Muhlenberg.....	38-7	W
10/8	Rutgers.....	56-0	W
10/15	at West Virginia.....	7-7	T
10/22	Washington & Jefferson.....	0-14	L
10/29	at Penn State.....	6-40	L
11/5	at Georgetown.....	2-27	L
11/12	Susquehanna.....	73-6	W
11/19	at Lehigh.....	43-0	W

1928 (6-1-2)

Coach: G. Herbert McCracken

9/29	Albright.....	78-0	W
10/6	Muhlenberg.....	56-0	W
10/13	George Washington.....	28-0	W
10/20	at Bucknell.....	0-0	T
10/27	West Virginia.....	0-17	L
11/3	Washington & Jefferson.....	13-13	T
11/10	at Rutgers.....	16-0	W
11/17	Penn State.....	7-0	W
11/24	Lehigh.....	38-14	W

1929 (3-5)

Coach: G. Herbert McCracken

10/5	Muhlenberg.....	23-0	W
10/12	Manhattan.....	23-0	W
10/19	Bucknell.....	3-6	L
10/26	at Penn State.....	3-6	L
11/2	at Washington & Jefferson.....	0-20	L
11/9	Rutgers.....	20-6	W

11/16	at Temple.....	0-13	L
11/23	at Lehigh.....	12-13	L

1930 (5-3-1)

Coach: G. Herbert McCracken

9/27	St. Thomas.....	7-0	W
10/4	Muhlenberg.....	13-0	W
10/11	at Colgate.....	0-41	L
10/18	Penn State.....	0-0	T
10/25	vs. Washington & Jefferson *.....	0-7	L
11/1	Upsala.....	74-0	W
11/8	at Rutgers.....	31-26	W
11/15	at Temple.....	0-43	L
11/22	Lehigh.....	16-6	W

* = at Atlantic City, NJ

1931 (7-2)

Coach: G. Herbert McCracken

9/26	Baltimore.....	51-0	W
10/3	Muhlenberg.....	26-0	W
10/10	at Colgate.....	0-16	L
10/17	St. John's.....	22-0	W
10/24	Washington & Jefferson.....	21-0	W
10/31	at Pennsylvania.....	0-3	L
11/7	Rutgers.....	22-0	W
11/14	Penn State.....	33-0	W
11/21	at Lehigh.....	13-7	W

1932 (3-5)

Coach: G. Herbert McCracken

10/1	at Muhlenberg.....	6-0	W
10/8	at Dartmouth.....	0-6	L
10/15	Colgate.....	0-35	L
10/22	at Bucknell.....	6-14	L
10/29	Washington & Jefferson.....	0-7	L
11/5	at Rutgers.....	6-7	L
11/12	St. John's.....	51-0	W
11/19	Lehigh.....	25-6	W

1933 (3-5-1)

Coach: G. Herbert McCracken

9/30	Muhlenberg.....	20-0	W
10/7	at Franklin & Marshall.....	12-0	W
10/14	vs. New York University *.....	12-13	L
10/21	Bucknell.....	0-21	L

10/28	at Colgate.....	0-0	T
11/4	at Pennsylvania.....	7-16	L
11/11	Rutgers.....	13-20	L
11/18	at Columbia.....	6-46	L
11/25	at Lehigh.....	54-12	W

* = at Yankee Stadium

1934 (2-6)

Coach: G. Herbert McCracken

10/6	Muhlenberg.....	19-0	W
10/13	Franklin & Marshall.....	0-13	L
10/20	at New York University.....	7-12	L
10/27	Albright.....	26-0	W
11/3	at Pennsylvania.....	0-41	L
11/10	at Rutgers.....	6-27	L
11/17	at Penn State.....	6-25	L
11/24	Lehigh.....	7-13	L

1935 (2-7)

Coach: G. Herbert McCracken

9/28	Moravian.....	0-6	L
10/5	Muhlenberg.....	7-0	W
10/12	at Albright.....	0-38	L
10/19	Colgate.....	0-52	L
10/26	at Pennsylvania.....	0-67	L
11/2	Rutgers.....	6-31	L
11/9	Baltimore.....	26-0	W
11/16	at Yale.....	0-55	L
11/23	at Lehigh.....	0-48	L

1936 (1-8)

Coach: Ernie Nevers

9/26	at Muhlenberg.....	6-19	L
10/3	at Pennsylvania.....	0-35	L
10/10	Gettysburg.....	0-2	L
10/17	Dickinson.....	7-0	W
10/24	at Colgate.....	0-41	L
10/31	at New York University.....	0-46	L
11/7	Washington & Jefferson.....	6-31	L
11/14	Moravian.....	7-28	L
11/21	Lehigh.....	0-18	L

1937 (8-0)

Coach: Edward E. "Hook" Mylin

10/2	Upsala.....	33-0	W
10/9	at Gettysburg.....	2-0	W
10/16	at Georgetown.....	6-0	W

10/23	at New York University.....	13-0	W
10/30	Franklin & Marshall.....	14-0	W
11/6	Rutgers.....	13-6	W
11/13	Washington & Jefferson.....	16-0	W
11/20	at Lehigh.....	6-0	W

1938 (5-3)

Coach: Edward E. "Hook" Mylin

10/1	at Pennsylvania.....	6-34	L
10/8	at Brown.....	0-20	L
10/15	Washington & Jefferson.....	27-0	W
10/22	New York University.....	7-6	W
10/29	Ursinus.....	39-0	W
11/5	at Penn State.....	7-0	W
11/12	at Rutgers.....	0-6	L
11/19	Lehigh.....	6-0	W

did you know?

As documented in the

Dec. 31, 1995 edition of the

New York Times, Lafayette's

Herb McCracken invented the

huddle in 1924 after discovering

that his hand signals had been

scouted and decoded by

Penn. ▲



Lafayette's national championship team of 1926.



History was made in 1930 when Lafayette and Washington & Jefferson played the first indoor night college football game before a standing room only crowd of 17,000 at the Atlantic City Auditorium.

LAFAYETTE FOOTBALL 1939-1956

1939 (4-5)

Coach: Edward E. "Hook" Mylin

9/30	Ursinus	33-0	W
10/7	at Pennsylvania	0-6	L
10/14	Muhlenberg	6-7	L
10/21	at Dartmouth	0-14	L
10/28	Gettysburg	40-0	W
11/4	at New York University	0-14	L
11/11	Rutgers	6-13	L
11/18	Washington & Jefferson	13-0	W
11/25	at Lehigh	29-13	W

1940 (9-0)

Coach: Edward E. "Hook" Mylin

9/28	Ursinus	20-0	W
10/5	at New York University	9-7	W
10/12	at Muhlenberg	26-7	W
10/19	Gettysburg	45-6	W
10/26	at Army	19-0	W
11/2	Washington & Jefferson	25-0	W
11/9	at Rutgers	7-6	W
11/16	Western Maryland	40-7	W
11/23	Lehigh	46-0	W

1941 (5-4)

Coach: Edward E. "Hook" Mylin

9/27	at Virginia	6-25	L
10/4	New York University	0-6	L
10/11	at Navy	2-41	L
10/18	Muhlenberg	40-0	W
10/25	Brown	0-13	L
11/1	at Gettysburg	17-6	W
11/8	Rutgers	16-0	W
11/15	Western Maryland	26-0	W
11/22	at Lehigh	47-7	W

1942 (3-5-1)

Coach: Edward E. "Hook" Mylin

9/26	at Cornell	16-20	L
10/3	at Army	0-14	L
10/10	Fort Monmouth	7-3	W
10/17	at Brown	0-7	L
10/24	Virginia	19-13	W
10/31	at Bucknell	7-13	L
11/7	at Rutgers	19-13	W
11/14	Lakehurst	0-14	L
11/21	Lehigh	7-7	T

1943 (4-1)

Coach: Ben Wolfson

10/16	U.S. Naval Air Station	12-0	W
10/23	Lehigh	39-7	W
11/6	at Rutgers	0-13	L
11/20	Rutgers	9-2	W
11/27	at Lehigh	58-0	W

1944 (6-1)

Coach: Ben Wolfson

10/7	at New York University	39-0	W
10/14	at Syracuse	7-32	L
10/21	at Lehigh	44-0	W
10/28	Rutgers	19-6	W
11/4	Ursinus	34-21	W
11/11	at Rutgers	39-0	W
11/18	Lehigh	64-0	W

1945 (1-7-1)

Coach: Ben Wolfson

9/29	at Columbia	14-40	L
10/6	at Princeton	7-7	T
10/13	at Colgate	0-47	L
10/20	Kings Point	7-26	L
10/27	Bucknell	2-26	L
11/3	at Temple	0-20	L
11/10	Rutgers	14-32	L
11/17	U.S. Naval Air Station	7-12	L
11/24	at Lehigh	7-0	W

1946 (2-7)

Coach: Edward E. "Hook" Mylin

9/28	Muhlenberg	20-32	L
10/5	at Pennsylvania	0-66	L
10/12	Gettysburg	14-27	L
10/19	Washington & Jefferson	7-6	W
10/26	at Bucknell	0-29	L
11/2	Colgate	0-39	L
11/9	at Rutgers	2-41	L
11/16	at Columbia	0-46	L
11/23	Lehigh	13-0	W

1947 (6-3)

Coach: Ivan Williamson

9/27	Muhlenberg	0-38	L
10/4	at Pennsylvania	0-59	L
10/11	Gettysburg	14-13	W
10/18	Bucknell	27-7	W
10/25	at Washington & Jefferson	20-12	W
11/1	Syracuse	14-7	W
11/8	Rutgers	0-20	L
11/15	at Fordham	7-0	W
11/22	at Lehigh	7-0	W

1948 (7-2)

Coach: Ivan Williamson

9/25	Fordham	53-14	W
10/2	at Army	7-54	L
10/9	Washington & Jefferson	56-15	W
10/16	at Muhlenberg	46-13	W
10/23	at Bucknell	19-7	W
10/30	George Washington	33-14	W
11/6	at Rutgers	13-34	L
11/13	Ohio Wesleyan	27-7	W
11/20	Lehigh	23-13	W

1949 (2-6)

Coach: Maurice "Clipper" Smith

9/24	at Princeton	14-26	L
10/1	at Syracuse	13-20	L
10/8	Muhlenberg	35-14	W
10/22	Delaware	0-7	L
10/28	at George Washington	7-14	L
11/5	Rutgers	0-14	L
11/12	Bucknell	14-21	L
11/19	at Lehigh	21-12	W

1950 (1-8)

Coach: Maurice "Clipper" Smith

9/23	Fordham	19-20	L
9/30	at Cornell	0-27	L
10/7	Scranton	7-20	L
10/14	at Muhlenberg	6-21	L
10/21	at Delaware	9-7	W
10/28	at Bucknell	0-32	L
11/4	Syracuse	0-34	L
11/11	at Rutgers	7-31	L
11/18	Lehigh	0-38	L

1951 (1-7)

Coach: Maurice "Clipper" Smith

9/22	Albright	6-12	L
9/29	Rutgers	12-47	L
10/6	at Syracuse	0-46	L
10/13	Muhlenberg	14-7	W
10/20	at Princeton	7-60	L
10/27	Bucknell	21-40	L
11/10	Delaware	7-25	L
11/17	at Lehigh	0-32	L

1952 (0-9)

Coach: Steve Hokuf

9/27	at Bucknell	13-45	L
10/4	Albright	6-28	L
10/11	at Muhlenberg	0-37	L
10/18	at Princeton	0-48	L
10/25	at Yale	0-47	L
11/1	New York University	7-14	L
11/8	at Rutgers	6-21	L
11/15	at Delaware	12-13	L
11/22	Lehigh	7-14	L

1953 (5-4)

Coach: Steve Hokuf

9/26	at Princeton	14-20	L
10/3	at Albright	28-7	W
10/10	Muhlenberg	7-20	L
10/17	Western Maryland	28-0	W
10/24	Bucknell	7-6	W
10/31	at Franklin & Marshall	34-13	W
11/7	Rutgers	13-14	L
11/14	Delaware	7-13	L
11/21	at Lehigh	33-13	W

1954 (4-5)

Coach: Steve Hokuf

9/25	Albright	26-0	W
10/2	Carnegie Tech	21-23	L
10/9	at Muhlenberg	0-27	L
10/16	at Buffalo	26-0	W
10/23	at Bucknell	0-7	L
10/30	Gettysburg	20-6	W
11/6	at Rutgers	0-7	L
11/13	at Delaware	7-41	L
11/20	Lehigh	46-0	W

1955 (6-2)

Coach: Steve Hokuf

9/24	Muhlenberg	7-0	W
10/1	at Carnegie Tech	41-14	W
10/8	Delaware	6-14	L
10/15	at Dartmouth	21-13	W
10/22	Bucknell	34-13	W
10/29	at Gettysburg	14-15	L
11/5	Rutgers	16-7	W
11/19	at Lehigh	35-6	W

1956 (6-3)

Coach: Steve Hokuf

9/22	at Muhlenberg	26-0	W
9/29	Temple	20-0	W
10/6	at Delaware	28-14	W
10/13	Albright	32-7	W
10/20	at Bucknell	13-7	W
10/27	Gettysburg	6-12	L
11/3	at Rutgers	19-20	L
11/10	Western Maryland	43-7	W
11/17	Lehigh	10-27	L

did you know?

Lafayette played Lehigh twice annually from 1884-1901, with the exception of 1896, the only disruption in the series. The two teams played three times in 1891.

Lafayette and Lehigh also met twice in 1943 and 1944 during World War II, with the College Hill men winning all four games by a combined score of 205-7. ▲



The first game between Lafayette and Lehigh.

TEAM CAPTAINS

1882	Henry Craven
1883	Theodore Welles
1884	Lewis Frey
1885	John Hamme
1886	Frederick Gutelius
1887	Frederick Payne
1888	Everet Camp
1889	Harry Mackey
1890	Joseph Fox
1891	Moncure March
1892	Gustave Voight
1893	Ernest Edwards
1894	Samuel Jordan
1895	Gideon Boericke
1896	George Waldbridge
1897	Charles Rinehart
1898	Charles Best
1899	Edward Bray
1900	John Chalmers
1901	Walter Bachman
1902	Harry Trout
1903	John Ernst
1904	Joseph Morrison
1905	Frank Newberry
1906	Erastus Doud
1907	Charles Ellicott
1908	George McCaa
1909	Arthur Blaicher
1910	Edwin Foresman
1911	William Dannehower
1912	Howard Benson
1913	William Wagenhurst
1914	Joseph Diamond
1915	John Luhr
1916	Paul Taylor
1917	Henry Lehr, Grant Scott
1918	Grant Scott
1919	John Weldon
1920	Joseph Lehecka
1921	Joseph Lehecka
1922	Frank Schwab
1923	Arthur Deibel
1924	Charles Berry
1925	Louis Gebhard
1926	Frank Kirkleski
1927	Harold Cothran, William Atkinson
1928	Richard Guest
1929	William Sherwood
1930	Raymond Woodfin
1931	Walter Vanderbush, Victor Reuter
1932	Adam Cirillo
1933	Jerry Miller
1934	Charles Nesi
1935	W.R. Cocke, Jr.
1936	Benjamin Snyder
1937	Edward Kanzler
1938	Robert Weldon, Harold Simmons
1939	Hunter Jaggard
1940	George Moyer
1941	John McKenna, Joseph Laird
1942	Charles Nagle
1943	Walter Sergy
1944	Edward Podgorski
1945	Game Captains
1946	Ed Whiteman
1947	Tod Saylor
1948	Daniel Kovacs
1949	Gordon Schleer, Joseph Zahurack
1950	Jay Barclay, Joseph Diamond
1951	Melvin Everingham, Gordon Patrizio
1952	Jack Herbruck, Edward Greaves
1953	Joseph O'Lenic

LAFAYETTE FOOTBALL 1957-1974

1957 (4-4)

Coach: Steve Hokuf

9/28	Muhlenberg	20-13	W
10/5	at Buffalo	14-6	W
10/12	Delaware	cancelled	Flu
10/19	at Temple	12-13	L
10/26	Bucknell	35-13	W
11/2	at Gettysburg	20-46	L
11/9	Rutgers	19-34	L
11/16	Western Maryland	40-13	W
11/23	at Lehigh	13-26	L

1958 (5-3-1)

Coach: James McConlogue

9/27	at Dartmouth	0-20	L
10/4	Muhlenberg	27-14	W
10/11	at Delaware	7-6	W
10/18	Temple	35-0	W
10/25	at Bucknell	34-6	W
11/1	Gettysburg	19-13	W
11/8	at Rutgers	0-18	L
11/15	at Tufts	8-16	L
11/22	Lehigh	14-14	T

1959 (5-4)

Coach: James McConlogue

9/26	at Pennsylvania	0-26	L
10/3	at Muhlenberg	19-6	W
10/10	Delaware	8-26	L
10/17	at Temple	52-20	W
10/24	Bucknell	12-6	W
10/31	at Gettysburg	13-16	L
11/7	Rutgers	14-16	L
11/14	Tufts	13-0	W
11/21	at Lehigh	28-6	W

1960 (5-4)

Coach: James McConlogue

9/24	at Pennsylvania	14-35	L
10/1	Muhlenberg	20-14	W
10/8	at Delaware	3-0	W
10/15	Temple	9-7	W
10/22	at Bucknell	0-28	L
10/29	Gettysburg	10-7	W
11/5	at Rutgers	8-36	L
11/12	at Tufts	22-7	W
11/19	Lehigh	3-26	L

1961 (2-6-1)

Coach: James McConlogue

9/23	at Muhlenberg	14-13	W
9/30	at Pennsylvania	7-14	L
10/7	Delaware	0-34	L
10/14	at Temple	12-12	T
10/21	Bucknell	0-13	L
10/28	at Gettysburg	0-6	L
11/4	Rutgers	6-37	L
11/11	Tufts	27-17	W
11/18	at Lehigh	14-17	L

1962 (3-6)

Coach: James McConlogue

9/22	Muhlenberg	17-0	W
9/29	at Pennsylvania	11-13	L
10/6	at Delaware	7-28	L
10/13	Temple	0-21	L
10/20	at Bucknell	6-28	L
10/27	Gettysburg	20-14	W
11/3	at Rutgers	0-40	L
11/10	at Waynesburg	10-0	W
11/17	Lehigh	6-13	L

1963 (1-8)

Coach: Kenneth Bunn

9/28	at Pennsylvania	0-47	L
10/5	at Muhlenberg	7-18	L
10/12	Delaware	0-61	L
10/19	at Temple	0-31	L
10/26	Bucknell	14-13	W
11/2	at Gettysburg	12-14	L
11/9	Rutgers	0-49	L
11/16	Tufts	13-25	L
11/30	at Lehigh	6-13	L

1964 (0-7-2)

Coach: Kenneth Bunn

9/26	at Brown	3-20	L
10/3	Hofstra	7-7	T
10/10	at Delaware	0-28	L
10/17	Temple	18-38	L
10/24	at Bucknell	12-54	L
10/31	Gettysburg	3-21	L
11/7	at Rutgers	6-31	L
11/14	at Davidson	12-31	L
11/21	Lehigh	6-6	T

1965 (3-7)

Coach: Kenneth Bunn

9/18	at Colgate	0-40	L
9/25	at Columbia	14-10	W
10/2	at Hofstra	7-31	L
10/9	Delaware	7-40	L
10/16	at Temple	12-27	L
10/23	Bucknell	14-13	W
10/30	at Gettysburg	20-40	L
11/6	Rutgers	23-18	W
11/13	Davidson	10-14	L
11/20	at Lehigh	14-20	L

1966 (3-6)

Coach: Kenneth Bunn

9/24	at Harvard	7-30	L
10/1	Hofstra	6-9	L
10/8	at Delaware	15-23	L
10/15	at Tufts	40-0	W
10/22	at Bucknell	25-7	W
10/29	Gettysburg	18-19	L
11/5	at Rutgers	28-32	L
11/12	Colgate	9-20	L
11/19	Lehigh	16-0	W

1967 (4-5)

Coach: Harry Gamble

9/23	at Hofstra	0-28	L
9/30	at Harvard	0-51	L
10/7	Bucknell	21-6	W
10/14	Washington & Lee	17-6	W
10/21	Delaware	2-21	L
10/28	at Gettysburg	17-27	L
11/4	Rutgers	3-27	L
11/11	at Kings Point	36-7	W
11/18	at Lehigh	6-0	W

1968 (7-3)

Coach: Harry Gamble

9/21	at Rutgers	7-37	L
9/28	at Columbia	36-14	W
10/5	Hofstra	7-0	W
10/12	at Washington & Lee	27-7	W
10/19	Drexel	27-0	W
10/26	at Bucknell	10-13	L
11/2	Gettysburg	37-0	W
11/9	Kings Point	7-0	W
11/16	at Colgate	14-10	W
11/23	Lehigh	6-21	L

1969 (4-6)

Coach: Harry Gamble

9/20	Rutgers	22-44	L
9/27	at Columbia	36-22	W
10/4	at Hofstra	41-25	W
10/11	Drexel	27-7	W
10/18	Boston University	14-22	L
10/25	Bucknell	20-21	L
11/1	at Gettysburg	10-19	L
11/8	at Vermont	28-17	W
11/15	Colgate	10-14	L
11/22	at Lehigh	19-36	L

1970 (6-5)

Coach: Harry Gamble

9/12	East Stroudsburg	27-16	W
9/19	at Rutgers	16-41	L
9/26	at Columbia	9-23	L
10/3	Drexel	19-14	W
10/10	at Delaware	20-36	L
10/17	at Pennsylvania	20-31	L
10/24	at Bucknell	28-30	L
10/31	Gettysburg	21-14	W
11/7	at Davidson	53-34	W
11/14	Vermont	31-14	W
11/21	Lehigh	31-28	W

1971 (5-5)

Coach: Neil Putnam

9/18	Rutgers	13-7	W
9/25	Columbia	3-0	W
10/2	at Drexel	21-13	W
10/9	Delaware	0-49	L
10/16	at Pennsylvania	17-15	W
10/23	Bucknell	0-33	L
10/30	at Kings Point	0-20	L
11/6	at Gettysburg	27-12	W
11/13	Colgate	14-51	L
11/20	at Lehigh	19-48	L

1972 (3-7)

Coach: Neil Putnam

9/16	Kings Point	20-13	W
9/23	at Colgate	14-33	L
9/29	at Pennsylvania	12-55	L
10/7	at Delaware	0-27	L
10/14	Rutgers	7-21	L
10/21	at Bucknell	7-26	L
10/28	at Maine	6-16	L
11/4	Gettysburg	39-25	W
11/11	Drexel	16-0	W
11/18	Lehigh	6-14	L

1973 (6-3-1)

Coach: Neil Putnam

9/15	at Kings Point	21-3	W
9/22	Colgate	21-55	L
9/29	Pennsylvania	16-14	W
10/6	C.W. Post	28-12	W
10/13	at Rutgers	6-35	L
10/20	Bucknell	0-0	T
10/27	Maine	23-13	W
11/3	at Gettysburg	19-3	W
11/10	Drexel	21-11	W
11/17	at Lehigh	13-45	L

1974 (3-7)

Coach: Neil Putnam

9/14	at Army	7-14	L
9/21	Kings Point	13-17	L
9/28	at Columbia	15-0	W
10/5	at Gettysburg	14-3	W
10/12	at Hofstra	17-7	W
10/19	Pennsylvania	7-37	L
10/26	Colgate	18-24	L
11/2	at Bucknell	6-10	L
11/9	Rutgers	0-35	L
11/23	Lehigh	7-57	L

LAFAYETTE FOOTBALL 1975-1988

1975 [5-5]
Coach: Neil Putnam
 9/20 at Kings Point 7-3 W
 9/27 Columbia 10-7 W
 10/4 Hofstra 31-19 W
 10/11 Bucknell 5-15 L
 10/17 at Pennsylvania 0-13 L
 10/25 at Colgate 2-56 L
 11/1 Gettysburg 20-12 W
 11/8 at Rutgers 6-48 L
 11/15 Davidson 31-3 W
 11/22 at Lehigh 14-40 L

1976 [5-5]
Coach: Neil Putnam
 9/11 at Army 6-16 L
 9/18 Kings Point 7-10 L
 9/25 at Columbia 31-38 L
 10/2 Wagner 44-21 W
 10/16 Pennsylvania 14-15 L
 10/23 Colgate 14-24 L
 10/30 at Bucknell 17-7 W
 11/6 at Gettysburg 30-3 W
 11/13 at Davidson 30-20 W
 11/20 Lehigh 21-17 W

1977 [5-6]
Coach: Neil Putnam
 9/10 Maine 10-12 L
 9/17 at Colgate 12-38 L
 9/24 at Columbia 10-21 L
 10/1 at Kings Point 33-6 W
 10/8 Bucknell 34-7 W
 10/14 at Pennsylvania 7-42 L
 10/22 at Army 6-42 L
 10/29 Gettysburg 22-3 W
 11/5 Fordham 41-23 W
 11/12 Davidson 20-18 W
 11/19 at Lehigh 17-35 L

1978 [4-7]
Coach: Neil Putnam
 9/9 Gettysburg 31-0 W
 9/16 at Army 14-24 L
 9/23 Kings Point 10-13 L
 9/30 at Columbia 0-21 L
 10/7 Fordham 17-14 W
 10/14 at Bucknell 14-7 W
 10/21 Pennsylvania 20-19 W
 10/28 at Maine 25-31 L
 11/4 at Colgate 7-17 L
 11/11 at Davidson 12-17 L
 11/18 Lehigh 15-23 L

1979 [5-3-2]
Coach: Neil Putnam
 9/8 at Gettysburg 41-6 W
 9/15 at Kings Point 33-6 W
 9/22 at Davidson 13-16 L
 9/29 Columbia 14-7 W
 10/13 Bucknell 0-0 T
 10/19 at Pennsylvania 9-7 W
 10/27 Maine 21-34 L
 11/3 Colgate 7-7 T
 11/10 Wagner 21-3 W
 11/17 at Lehigh 3-24 L

1980 [3-7]
Coach: Neil Putnam
 9/13 Central Conn. State 3-14 L
 9/20 Davidson 27-20 W
 9/27 at Columbia 0-6 L
 10/4 at Maine 3-24 L
 10/11 at Bucknell 0-14 L

10/18 Pennsylvania 3-0 W
 11/1 at Colgate 0-44 L
 11/8 at New Hampshire 6-26 L
 11/15 Kings Point 31-12 W
 11/22 Lehigh 0-32 L

1981 [9-2]
Coach: Bill Russo
 9/12 Central Conn. State 51-0 W
 9/19 at Davidson 14-7 W
 9/26 at Columbia 28-13 W
 10/3 Maine 17-0 W
 10/10 Bucknell 37-0 W
 10/17 at Colgate 0-30 L
 10/24 at Gettysburg 28-14 W
 10/31 C.W. Post 48-10 W
 11/7 New Hampshire 18-21 L
 11/14 at U.S.M.M.A. 49-13 W
 11/21 at Lehigh 10-3 W

1982 [7-3]
Coach: Bill Russo
 9/11 Rhode Island 10-20 L
 9/18 at Army 20-26 L
 9/25 at Columbia 53-23 W
 10/2 at Bucknell 37-6 W
 10/9 at Maine 14-28 L
 10/16 Pennsylvania 35-20 W
 10/23 Davidson 49-14 W
 11/6 at Princeton 47-37 W
 11/13 Kutztown 36-3 W
 11/20 Lehigh 34-6 W

1983 [6-5]
Coach: Bill Russo
 9/10 East Stroudsburg 20-14 W
 9/17 at Davidson 35-12 W
 9/24 Columbia 34-29 W
 10/1 Bucknell 33-3 W
 10/8 Maine 38-39 L
 10/15 at Pennsylvania 20-28 L
 10/22 at James Madison 31-14 W
 10/29 Colgate 7-21 L
 11/5 at Princeton 33-41 L
 11/12 Kutztown 28-13 W
 11/19 at Lehigh 14-22 L

1984 [5-5]
Coach: Bill Russo
 9/8 at Rhode Island 10-31 L
 9/15 New Hampshire 7-21 L
 9/22 Kutztown 16-3 W
 9/29 at Columbia 23-14 W
 10/6 at Maine 20-22 L
 10/13 Connecticut 20-13 W
 10/20 at Colgate 20-41 L
 11/3 at Bucknell 3-10 L
 11/11 East Stroudsburg 44-38 W
 11/17 Lehigh 28-7 W

1985 [6-5]
Coach: Bill Russo
 9/14 at New Hampshire 20-7 W
 9/21 Colgate 14-30 L
 9/28 Columbia 20-0 W
 10/5 at Cornell 17-3 W
 10/12 James Madison 20-13 W
 10/19 at Navy 14-56 L
 10/26 at Rhode Island 21-41 L
 11/2 Towson 24-27 L
 11/9 Bucknell 47-0 W
 11/16 Kutztown 23-7 W
 11/23 at Lehigh 19-24 L

1986 [6-5, 2-2 Colonial League]
Coach: Bill Russo
 9/13 Kutztown 17-6 W
 9/20 Holy Cross* 14-38 L
 9/27 at Columbia 26-21 W
 10/4 Cornell 33-22 W
 10/11 New Hampshire 16-20 L
 10/18 at Davidson 51-14 W
 10/25 at Bucknell* 52-34 W
 11/1 at Colgate* 7-42 L
 11/8 at Pennsylvania 14-42 L
 11/15 at Army 48-56 L
 11/22 Lehigh* 28-23 W

1987 [4-7, 2-3 Colonial League]
Coach: Bill Russo
 9/12 Kutztown 29-17 W
 9/19 at Holy Cross* 11-40 L
 9/26 Columbia 38-7 W
 10/3 at Cornell 12-17 L
 10/10 Bucknell* 42-21 W

10/17 Davidson* 38-10 W
 10/24 at New Hampshire 19-21 L
 10/31 Colgate* 14-35 L
 11/7 Pennsylvania 14-23 L
 11/14 at Army 37-49 L
 11/21 at Lehigh* 10-17 L

1988 [8-2-1, 5-0 Colonial League]
COLONIAL LEAGUE CHAMPIONS
Coach: Bill Russo
 9/10 Kutztown 54-7 W
 9/17 Holy Cross* 28-20 W
 9/24 at Columbia 49-3 W
 10/1 at Colgate* 42-35 W
 10/8 at Bucknell* 52-35 W
 10/15 at Army 17-24 L
 10/22 Mercyhurst 50-18 W
 10/29 Cornell 21-21 T
 11/5 Pennsylvania 17-31 L
 11/12 at Davidson* 38-13 W
 11/19 Lehigh* 52-45 W

TEAM CAPTAINS

1954 Russell Hedden	1986 Charles Brantley, Ryan Priest, Chris Thatcher
1955 Bob Fyvie, Jack Burcin	1987 Jim Johnson, Dave MacPhee
1956 Jack Slotter, Robert Burcin	1988 Chris LaPietra, Andy Nygren
1957 William Harrick, Joseph Bozik	1989 Frank Baur, Dwayne Norris
1958 Donald Dilly	1990 Art Bittel, Tom Costello
1959 Donald Nikles	1991 Dave Levine, Tim Moncman
1960 Charles Bartos, Robert Howard	1992 Tom Kirchhoff, Kevin McManus
1961 Walter Doleschal, Peter Lehr	1993 Chris Flood, Pete Ohnegian, Dave Pyne, Mark Reardon
1962 Martin Shane	1994 Harrison Bailey, Erik Marsh
1963 John Brown, Richard Zanewicz	1995 Glenn Hunzinger, Gavin Morrissey, Jarrett Shine
1964 Douglas Dill, George Hossenlopp	1996 B.J. Gallis, Quincy Miller
1965 Thomas Rosenberg, Joseph Smodish, Gabriel Washo	1997 Dan Bengele, Craig Hansen, Todd Stahlnecker
1966 Gary Marshall	1998 Angel Colon, Damian Wroblewski, Andy Zabinski
1967 Robert Albus	1999 John Fistner, Jim Goff, Chad Williamson
1968 Richard Lettieri	2000 Mike Levy, Phil Yarberough
1969 Robert Zimmers, Gary Kolarik	2001 Jim Brown, Barret Diefenderfer
1970 Richard McKay	2002 Chris Partridge, Chris Royle
1971 Peter Tonks, Edward DiSalvo	2003 Marko Glavic, John Weyrauch, Wes Erbe, John-Frank Stubits
1972 Steven Huntzinger, Donald Meyer	2004 Wes Erbe, Stephen Bono
1973 Thomas Kubler, James Nolan	2005 Maurice Bennett, David Nelson
1974 Adam Piergallini, Michael Slattery	2006 Brad Maurer, Marvin Snipes, Justin Stovall
1975 Mark Jones, John Grimes	2007 Marcel Quarterman Kyle Sprengle
1976 Matt Walsh, George O'Shaughnessy	2008 Andy Romans, Joe Russo
1977 John Orrico, Thomas Padilla	2009 Ryan Hart-Predmore, Mark Leggiero, Andrew Poulson
1978 Jim Medes, Brian Musician	
1979 Tim Gerhart, Rich Smith	
1980 Steve MacCorkle, Ed Rogusky	
1981 Steve Biale, Joe Skladany	
1982 Bob Mahr, Ed Stahl	
1983 Rich Doverspike, Frank Novak, Craig Williams	
1984 Frank Corbo	
1985 John Anderson, Ryan Priest	

LAFAYETTE FOOTBALL 1989-2001

1989 [5-5, 2-2 Colonial League]

Coach: Bill Russo

9/9 Kutztown	44-14	W
9/16 Holy Cross*	21-23	L
9/23 at Pennsylvania	12-25	L
9/30 Columbia	52-14	W
10/7 at Cornell	23-24	L
10/14 Fordham	40-7	W
10/21 at Army	20-34	L
10/28 Colgate*	38-33	W
11/4 at Bucknell*	33-54	L
11/18 at Lehigh*	36-21	W

1990 [4-7, 1-4 Patriot League]

Coach: Bill Russo

9/8 Kutztown	32-16	W
9/15 Bucknell*	14-24	L
9/22 at Yale	17-18	L
9/29 Pennsylvania	20-13	W
10/6 at Columbia	41-34	W

10/13 Cornell	16-38	L
10/20 at Army	0-56	L
10/27 at Holy Cross*	3-34	L
11/3 at Fordham*	59-14	W
11/10 at Colgate*	7-36	L
11/17 Lehigh*	14-35	L

1991 [6-5, 3-2 Patriot League]

Coach: Bill Russo

9/14 Buffalo	42-21	W
9/21 at Va. Military Inst.	21-42	L
9/28 Yale	14-24	L
10/5 at Pennsylvania	20-12	W
10/12 Bucknell*	20-16	W
10/19 Columbia	30-15	W
10/26 at Hofstra	17-60	L
11/2 at Holy Cross*	14-48	L
11/9 Fordham*	33-7	W
11/16 Colgate*	48-31	W
11/23 at Lehigh*	18-36	L

1992 [8-3, 5-0 Patriot League]

PATRIOT LEAGUE CHAMPIONS

Coach: Bill Russo

9/12 Hofstra	21-14	W
9/19 Buffalo	49-28	W
9/26 at Princeton	35-38	L
10/3 at Cornell	33-44	L
10/10 at Army	36-38	L
10/17 Harvard	31-29	W
10/24 at Fordham*	44-21	W
10/31 at Colgate*	37-28	W
11/7 Holy Cross*	15-6	W
11/14 at Bucknell*	49-7	W
11/21 Lehigh*	32-29	W

1993 [5-4-2, 3-1-1 Patriot League]

Coach: Bill Russo

9/11 Bucknell*	31-14	W
9/18 at Buffalo	29-15	W
9/25 Princeton	7-21	L
10/2 at Harvard	16-21	L
10/9 at Columbia	58-6	W
10/16 Hofstra	17-17	T
10/23 Fordham*	27-12	W
10/30 Colgate*	7-7	T
11/6 at Holy Cross*	52-27	W
11/13 at Army	12-35	L
11/20 at Lehigh*	14-39	L

1994 [5-6, 5-0 Patriot League]

PATRIOT LEAGUE CHAMPIONS

Coach: Bill Russo

9/10 East Stroudsburg	14-31	L
9/17 at Pennsylvania	7-27	L
9/24 Hofstra	6-27	L
10/1 at Columbia	13-28	L
10/8 Dartmouth	15-27	L
10/15 at Navy	0-7	L
10/22 Holy Cross*	17-9	W
10/29 at Bucknell*	56-14	W
11/5 at Colgate*	14-6	W
11/12 at Fordham*	34-6	W
11/19 Lehigh*	54-20	W

1995 [4-6-1, 3-2 Patriot League]

Coach: Bill Russo

9/9 at Buffalo	24-17	W
9/16 at Hofstra	0-26	L
9/23 Pennsylvania	8-28	L
9/30 Columbia	10-10	T
10/7 at Dartmouth	7-14	L
10/14 at Princeton	0-41	L
10/21 at Holy Cross*	27-17	W
10/28 at Bucknell*	11-30	L
11/4 Colgate*	35-9	W
11/11 Fordham*	24-21 (OT)	W
11/18 at Lehigh*	30-37 (OT)	L

1996 [5-5, 2-2 Patriot League]

Coach: Bill Russo

9/14 Millersville	29-17	W
9/21 Northeastern	6-36	L
9/28 Cornell	30-19	W
10/5 at Harvard	17-7	W
10/12 at Fordham*	cancelled	
10/19 at Columbia	0-3	L
10/26 at Colgate*	9-40	L
11/2 at Army	21-41	L
11/9 Bucknell*	23-7	W
11/16 Holy Cross*	38-21	W
11/23 Lehigh*	19-23	L

1997 [3-8, 2-4 Patriot League]

Coach: Bill Russo

9/6 Fordham*	0-23	L
9/13 at Army	14-41	L
9/20 Bucknell*	21-23	L
9/27 at Brown	27-35	L
10/4 Columbia	31-3	W
10/11 Colgate*	6-44	L
10/18 at Cornell	34-41 (OT)	L
10/25 Towson*	38-0	W
11/1 New Haven	0-38	L
11/15 at Holy Cross*	34-23	W
11/22 at Lehigh*	31-43	L

1998 [3-8, 3-3 Patriot League]

Coach: Bill Russo

9/12 at Northeastern	7-41	L
9/19 Buffalo	14-16	L
9/26 Brown	21-23	L
10/3 at Dartmouth	10-13 (OT)	L
10/10 at Towson*	27-7	W
10/17 Princeton	0-28	L
10/24 at Bucknell*	22-33	L
10/31 Holy Cross*	28-17	W
11/7 at Fordham*	27-20	W
11/14 at Colgate*	27-42	L
11/21 Lehigh*	7-31	L

1999 [4-7, 2-4 Patriot League]

Coach: Bill Russo

9/11 at Towson*	7-35	L
9/18 at Holy Cross*	12-30	L
9/25 at Brown	28-35	L
10/2 Dartmouth	20-10	W
10/9 Colgate*	14-56	L
10/16 at Princeton	10-22	L
10/23 Bucknell*	22-21	W
10/30 Marist	38-13	W
11/6 Fordham*	27-7	W
11/13 Duquesne	17-28	L
11/20 at Lehigh*	12-14	L

2000 [2-9, 1-5 Patriot League]

Coach: Frank Tavani

9/9 Towson*	20-42	L
9/16 Princeton	24-17	W
9/23 at Pennsylvania	28-45	L
9/30 Harvard	19-42	L
10/7 at Columbia	22-47	L
10/14 at Bucknell*	30-42	L
10/21 Holy Cross*	28-13	W
10/28 at Colgate*	14-17	L
11/4 at Fordham*	28-31	L
11/11 at Duquesne	14-23	L
11/18 Lehigh*	17-31	L

2001 [2-8, 1-6 Patriot League]

Coach: Frank Tavani

9/8 at Towson*	13-16 (OT)	L
9/15 at Princeton	cancelled	
9/22 Pennsylvania	0-37	L
9/29 at Harvard	14-38	L
10/6 Columbia	31-14	W
10/13 Bucknell*	16-17	L
10/20 at Holy Cross*	53-63	L
10/27 Colgate*	16-20	L
11/3 Fordham*	24-45	L
11/10 at Georgetown*	37-17	W
11/17 at Lehigh*	6-41	L



Erik Marsh '95

did you know?

Erik Marsh '95 is the all-time leading rusher in Lafayette history with 4,834 yards. A two-time All-American, Marsh helped lead the Leopards to Patriot League championships in both 1992 and 1994. ▲

LAFAYETTE FOOTBALL 2002-PRESENT

2002 (7-5, 5-2 Patriot League)

Coach: Frank Tavani

9/7 Monmouth.....	30-29	W
9/14 Towson*.....	23-7	W
9/21 Pennsylvania.....	21-52	L
9/28 at Princeton.....	19-34	L
10/5 at Duquesne.....	22-23	L
10/12 at Columbia.....	28-21	W
10/19 Georgetown.....	35-17	W
10/26 at Fordham*.....	26-33	L
11/2 at Colgate*.....	24-31	L
11/9 at Bucknell*.....	19-3	W
11/16 Holy Cross*.....	42-13	W
11/23 Lehigh*.....	14-7	W

2003 (5-6, 2-5 Patriot League)

Coach: Frank Tavani

9/6 Marist.....	49-0	W
9/13 at Towson*.....	13-19	L
9/27 Princeton.....	28-13	W
10/4 Georgetown*.....	10-17	L
10/11 Columbia.....	41-27	W
10/18 at Harvard.....	27-34	L
10/25 Fordham*.....	30-32	L
11/1 Colgate*.....	31-47	L
11/8 Bucknell*.....	35-17	W
11/15 at Holy Cross*.....	41-13	W
11/22 at Lehigh*.....	10-30	L

2004 (8-4, 5-1 Patriot League)

PATRIOT LEAGUE CHAMPIONS

Coach: Frank Tavani

9/4 Marist.....	48-7	W
9/11 at Georgetown*.....	17-6	W
9/18 at Princeton.....	18-35	L
9/25 at Richmond.....	21-16	W
10/2 Harvard.....	23-38	L
10/9 at Columbia.....	35-14	W
10/16 at Bucknell*.....	14-13	W
10/23 at Fordham*.....	35-20	W
11/6 at Colgate*.....	19-22	L
11/13 Holy Cross*.....	56-20	W
11/20 Lehigh*.....	24-10	W
11/27 at Delaware (NCAA Playoffs).....	14-28	L

2005 (8-4, 5-1 Patriot League)

PATRIOT LEAGUE CHAMPIONS

Coach: Frank Tavani

9/13 at Marist.....	40-21	W
9/10 Richmond.....	7-0	W
9/17 Princeton.....	21-23	L
9/24 Fordham*.....	27-10	W
10/1 at Georgetown*.....	12-7	W
10/8 Columbia.....	14-7	W
10/15 Harvard.....	17-24	L
10/29 Bucknell*.....	33-20	W
11/5 Colgate*.....	15-18	L
11/13 at Holy Cross*.....	41-21	W
11/20 at Lehigh*.....	23-19	W
11/27 at Appalachian State (NCAA Playoffs).....	23-34	L

2006 (6-6, 5-1 Patriot League)

PATRIOT LEAGUE CHAMPIONS

Coach: Frank Tavani

9/2 at Sacred Heart.....	25-14	W
9/9 at Bucknell*.....	21-0	W
9/16 Penn.....	21-11	L
9/23 at Princeton.....	26-14	L
9/30 Yale.....	37-34	L
10/14 at Harvard.....	24-7	L
10/21 Holy Cross.....	38-28	L
10/28 at Colgate*.....	27-10	W
11/4 at Fordham*.....	31-24	W
11/11 Georgetown*.....	45-14	W
11/18 Lehigh*.....	49-27	W
11/25 at Massachusetts (NCAA Playoffs).....	35-14	L

2007 (7-4, 4-2 Patriot League)

Coach: Frank Tavani

9/1 Marist.....	49-10	W
9/8 at Georgetown*.....	28-7	W
9/15 at Penn.....	8-7	W
9/22 Princeton.....	20-14	L
10/6 Columbia.....	29-0	W
10/13 at Harvard.....	44-23	L
10/20 Fordham*.....	36-27	L
10/27 Colgate*.....	31-21	L
11/3 Bucknell*.....	34-7	W
11/10 at Holy Cross*.....	31-21	W
11/18 at Lehigh*.....	21-17	W

2008 (7-4, 3-3 Patriot League)

Coach: Frank Tavani

9/6 at Marist.....	28-6	W
9/13 Georgetown*.....	24-6	W
9/27 Penn.....	24-17	W
10/4 Harvard.....	27-13	L
10/11 at Columbia.....	13-3	W
10/18 at Liberty.....	35-21	W
10/25 at Fordham*.....	48-13	W
11/1 at Colgate*.....	21-13	L
11/8 at Bucknell*.....	38-21	W
11/15 Holy Cross*.....	27-26	L
11/22 Lehigh*.....	31-15	L

* denotes conference games



All-Time Record: 640-540-39 (.541)

All-Time Record vs. Patriot League Members: 179-157-16 (.532)

Record in Patriot League Play (1986-present): 71-55-1 (.566)



Patriot League Champions, 2004



Patriot League Champions, 2005

LAFAYETTE VS. LEHIGH

College Football's Most-Played Rivalry

"The Lehigh-Lafayette game is an integral part of a college education. The game provides thrills and excitement and instills an attitude that is essential to succeed in all walks of life. Traditions, pregame hype and celebrations are all as important as the game itself. No other football rivalry is quite like Lehigh-Lafayette. The traditions are pure and the festivities are genuine. Sportswriters are afraid to predict the winner, oddsmakers shy from a point spread and coaches don't have to worry about getting their players up for the game. Previous records, scores and games against common opponents are meaningless. It's one game—all or nothing."

Preface

Legends of Lehigh-Lafayette

Todd Davidson and Bob Donchez
D&D Publishing Company, 1995



Series Facts

First Meeting: Oct. 25, 1884; Easton—Lafayette 50, Lehigh 0

Last Meeting: Nov. 22, 2008; Easton—Lehigh 31, Lafayette 15

Series Record: Lafayette leads, 76-63-5 (.545) [144 games]

In Easton: Lafayette leads, 41-27-5

In Bethlehem: Series tied, 35-35

Neutral Site: Lehigh won the lone neutral game of the series in Wilkes-Barre on Nov. 25, 1891 [16-2]

Largest Margin of Victory (Lafayette): Nov. 18, 1944;
Easton—Lafayette 64, Lehigh 0

Largest Margin of Victory (Lehigh): Nov. 24, 1917; Bethlehem
—Lehigh 78, Lafayette 0

Last Shutout: Nov. 22, 1980; Easton—Lehigh 32, Lafayette 0

Last Tie: Nov. 21, 1964; Easton, Lafayette 6, Lehigh 6
(100th meeting)

Points Scored in Series: Lafayette 2,569; Lehigh 2,073

Longest Lafayette Win Streak: 10 wins, 1919-28

Longest Lehigh Win Streak: 7 wins; 1995-2001

Miscellaneous Facts: The schools played each other twice per season from 1884-1901. They met three times in 1891 and did not meet in 1896, due to a player eligibility dispute between the two schools.

LAFAYETTE-LEHIGH GAME MVP

Beginning with the 1960 meeting, the media in attendance at the Lafayette-Lehigh football game have selected the game's Most Valuable Player. There have been six two-time winners of the MVP Award: Tom Costello, Erik Marsh, Brad Maurer and Jonathan Hurt of Lafayette, and Marty Horn and Kim McQuilken of Lehigh. Just two times have there been co-MVP's (1976 and 2006).

The Lafayette-Lehigh MVP winners through the years:

1960	Al Richmond (Lehigh), RB, Sr.
1961	Boyd Taylor (Lehigh), RB, Sr.
1962	Walt King (Lehigh), QB, Sr.
1963	Les Kish (Lehigh), QB, So.
1964	George Hossenlopp (Lafayette), QB, Sr.
1965	Hal Yeich (Lehigh), RB, Sr.
1966	Rick Craw (Lafayette), TB, Jr.
1967	Art Renfro (Lehigh), LB, Sr.
1968	Jim Petrillo (Lehigh), RB, So.
1969	Don Diorio (Lehigh), RB, So.
1970	Rick Nowell (Lafayette), WR/PK, Sr.
1971	Jack Rizzo (Lehigh), RB, Sr.
1972	Kim McQuilken (Lehigh), QB, Jr.
1973	Kim McQuilken (Lehigh), QB, Sr.
1974	Joe Allea (Lehigh), QB, Sr.
1975	Joe Sterrett (Lehigh), QB, Sr.
1976	Mark Jones (Lafayette), QB, Sr. Rod Gardner (Lehigh), RB, Sr.
1977	Mike Reiker (Lehigh), QB, Sr.
1978	Steve Kreider (Lehigh), WR, Sr.
1979	Joe Rabuck (Lehigh), RB, So.
1980	Mike Crowe (Lehigh), DE, Sr.
1981	Frank Novak (Lafayette), QB, So.
1982	Jack Gatehouse (Lafayette), WR, Sr.
1983	Marty Horn (Lehigh), QB, So.
1984	Jim Johnson (Lafayette), QB, Fr.
1985	Marty Horn (Lehigh), QB, Sr.
1986	Bruce McIntyre (Lafayette), TB, Sr.
1987	Mark McGowan (Lehigh), QB, Jr.
1988	Tom Costello (Lafayette), TB, Fr.
1989	Tom Costello (Lafayette), TB, So.
1990	Erick Torain (Lehigh), RB, Sr.
1991	Glenn Kempa (Lehigh), QB, Sr.
1992	Erik Marsh (Lafayette), TB, So.
1993	Scott Semptimpfelter (Lehigh), QB, Sr.
1994	Erik Marsh (Lafayette), TB, Sr.
1995	Brian Klingerman (Lehigh), WR, Sr.
1996	Phil Stambaugh (Lehigh), QB, Fr.
1997	Rabih Abdullah (Lehigh), RB, Sr.
1998	Ron Jean (Lehigh), RB, Jr.
1999	Ron Jean (Lehigh), RB, Sr.
2000	Matt Salvaterra (Lehigh), DB, So.
2001	Josh Snyder (Lehigh), WR, Sr.
2002	Joe McCourt (Lafayette), TB, So.
2003	Jermaine Pugh (Lehigh), RB, Sr.
2004	Brad Maurer (Lafayette), QB, So.
2005	Jonathan Hurt (Lafayette), TB, Jr.
2006	Brad Maurer (Lafayette), QB, Sr. Jonathan Hurt (Lafayette), TB, Sr.
2007	Rob Curley (Lafayette), QB, So.
2008	J.B. Clark (Lehigh), QB, So.