



2018-19 LEATHERNECK

# MEN'S BASKETBALL RECORD BOOK

#TRADITIONOFFOUGH



**BRANDON GILBECK**  
SUMMIT LEAGUE DEFENSIVE PLAYER OF THE YEAR



**KOBE WEBSTER**  
SUMMIT LEAGUE ALL-NEWCOMER TEAM

# GAME RECORDS

## INDIVIDUAL

### POINTS

1. 44 Dan Braun ..... Central Missouri State 2/7/70

### Points (Division I)

- 1. 37 Joe Dykstra ..... Eastern Illinois 2/26/83
- 2. 36 Joe Dykstra ..... Illinois State 12/7/81
- 36 Jamie Lilly ..... Northern Iowa 3/4/82
- 36 Darrell Richardson ..... Hawaii-Hilo 12/22/89
- 36 Ron Ateman ..... Northwestern\* 12/8/90
- 6. 35 Garret Covington ..... Fort Wayne 2/25/17
- 7. 34 Garret Covington ..... Oral Roberts 1/7/17
- 34 Dwayne Scott ..... Alabama State 12/20/86
- 34 Preston Lewis ..... UW-Milwaukee 12/2/91
- 34 Garrick Vicks ..... St. Ambrose 1/9/95
- 34 Janthony Joseph ..... Troy State 2/22/97
- 34 Juan Martinez ..... Southern Utah^ 3/5/00
- 13. 32 Joe Dykstra ..... Eastern Kentucky\* 1/4/82
- 32 Joe Dykstra ..... Jackson State 12/22/82
- 32 J.D. Dykstra ..... Northern Iowa 2/2/85
- 32 Clint Ford ..... Chicago State 1/22/96
- 32 Luis Rivas ..... Concordia 12/21/02
- 32 David Jackson ..... Eastern Illinois 11/29/05
- 32 David Jackson ..... IPFW (5OT) 11/21/06
- 20. 31 Garret Covington ..... South Dakota State 2/18/2015
- 31 J.D. Dykstra ..... UIC 2/14/85
- 31 Dwayne Scott ..... Akron 2/24/88
- 31 George Milsap ..... Troy State 2/29/96
- 31 Janthony Joseph ..... Valparaiso 2/15/97
- 31 Quentin Mitchell ..... Southern Utah 2/7/02

\*Mid-Con Tournament; ^neutral site; \*back-to-back games

### FIELD GOALS

1. 17 Dan Braun ..... Central Missouri State 1969-70

### CONSECUTIVE FIELD GOALS

1. 10 Reggie Warren ..... Eastern Illinois 1989-90

### FIELD GOAL ATTEMPTS

1. 34 Ernie Jones ..... Central Missouri State 1972-73

### FIELD GOALS PERCENTAGE (Min. 10 attempts)

- 1. .917 Reggie Warren (11-12) ..... Southern Utah, 2001-02
- 2. .909 Michael Ochereobia (10-11) ..... IUPUI 3/1/14

### 3-POINT FIELD GOALS

1. 9 Quentin Mitchel ..... Eastern Illinois 1989-90

### CONSECUTIVE 3-PT. FIELD GOALS

- 1. 6 Garret Covington ..... Idaho 12/11/14
- 6 Ceola Clark III ..... South Dakota 2012-13
- 6 Toney Hickman ..... Saint Louis 1986-87
- 6 Quentin Mitchell ..... Eastern Illinois 2001-02

### FREE THROWS

1. 17 Joe Dykstra ..... Northern Michigan 1980-81

### FREE THROWS ATTEMPTED

1. 18 Joe Dykstra ..... Northern Michigan 1980-81

### FREE THROW PERCENTAGE

1. .100 Joe Dykstra (16-16) ..... Illinois State 1981-82

### CONSECUTIVE FREE THROWS

1. 16 Joe Dykstra (16-16) ..... Illinois State 1981-82

### REBOUNDS

1. 24 Dan Braun ..... Central Missouri State 1969-70

### ASSISTS

1. 15 John Washington ..... St. Xavier 1979-80

### BLOCKS

1. 9 Shelby Thompson ..... Chicago State 1992-93

## TEAM: Combined

### SCORING

Points ..... 237 vs. Youngstown State 2000-01

### 3-POINT FIELD GOALS

3-Point field goals ..... 28 vs. Oakland 1998-99  
 Attempts ..... 66 vs. Oakland 1998-99  
 Percentage ..... .818 (9-12) vs. Saint Louis 1986-87

### FREE THROWS

Free throws ..... 71 vs. Alabama State 1986-87  
 Attempts ..... 95 vs. Alabama State 1986-87

## TEAM

### SCORING

Most winning points ..... 129 vs. Eastern Michigan 1959-60  
 ..... 129 vs. Roosevelt 1986-87  
 Fewest winning points ..... 39 vs. Savannah State 2012-13  
 Fewest losing points ..... 30 vs. Ashland 1969-70  
 Most losing points ..... 111 at Northern Michigan 1979-80  
 Points in a half ..... 77 vs. Illinois State 1955-56  
 Fewest pts in a half ..... 6 vs. Ashland 1969-70  
 Largest win ..... 77 vs. Calvary University 2017-18  
 Largest loss ..... 61 at Butler 2017-18

### FIELD GOALS

Percentage ..... .723 (34-47) vs. Valparaiso 1991-92  
 Lowest pct. .... 233 (14-60) vs. Green Bay 1993-94  
 Field goals ..... 57 vs. E. Michigan 1959-60  
 Fewest field goals ..... 12 vs. Savannah State 2012-13

### 3-POINT FIELD GOALS

3-Point field goals ..... 18 at Fort Wayne 2016-17  
 ..... 16 vs. Milwaukee 2017-18  
 Attempts ..... 38 vs. Buffalo 1994-95  
 Percentage ..... .875 (7-8) vs. Saint Louis 1986-87  
 Consecutive ..... 7 vs. Saint Louis 1986-87  
 Most players with ..... 7 vs. Harris-Stowe 2005-06

### FREE THROWS

Free throws ..... 42 vs. Monmouth 1983-84  
 Fewest free throws ..... 0 (0-6) vs. Iowa 1991-92  
 Attempts ..... 50 vs. William Penn 1986-87  
 Percentage (Min. 20 attempts) ..... .960 (24-25) vs. Ferris State 1982-83  
 Consecutive ..... 27 vs. Illinois State 1981-82

### SINGLE-GAME ATTENDANCE (DIVISION I)

- 1. Jan. 23, 1982 ..... 7,632 vs. Eastern Illinois
- 2. Feb. 26, 1983 ..... 6,736 vs. Eastern Illinois
- 3. March 5, 1983 ..... 6,014 vs. Southern Mississippi
- 4. Dec. 3, 1983 ..... 5,832 vs. Eastern Illinois
- 5. March 3, 1984 ..... 5,803 vs. Northern Iowa
- 6. Feb. 18, 1984 ..... 5,756 vs. Illinois-Chicago
- 7. Feb. 1, 1984 ..... 5,520 vs. Green Bay
- 8. Feb. 12, 1983 ..... 5,408 vs. Howard
- 9. Feb. 4, 1984 ..... 5,381 vs. Valparaiso
- 10. Dec. 10, 1982 ..... 5,344 vs. Illinois-Chicago
- 11. Dec. 17, 1983 ..... 5,274 vs. Northern Illinois
- 12. Feb. 8, 1984 ..... 5,177 vs. East Carolina
- 13. Jan. 17, 1987 ..... 5,128 vs. Cleveland State
- 14. Feb. 15, 1984 ..... 5,092 vs. Cleveland State
- 15. March 2, 2013 ..... 5,089 vs. South Dakota

## TEAM: Opponent

### SCORING

Points ..... 130 by Lincoln (1966-67)  
 Points in a half ..... 66 by Northern Michigan (1969-70)  
 Fewest points in a half ..... 8 by Calvary (2018-19)

### 3-POINT FIELD GOALS

3-Point field goals ..... 16 at Kennesaw State (2008-09)  
 ..... 16 by Oakland (1998-99)  
 Attempts ..... 43 by Princeton (1998-99)  
 Percentage ..... .778 (7-9) by Green Bay (1989-90)

### FREE THROWS

Free throws ..... 40 by Alabama State (1986-87)  
 Attempts ..... 54 by Alabama State (1986-87)  
 Consecutive ..... 15 by Northern Iowa (1986-87)

# INDIVIDUAL SEASON RECORDS

## POINTS ..... Year

1.	653	Joe Dykstra	.....	1982-83
2.	629	Joe Dykstra	.....	1980-81
3.	597	Bob Anderson	.....	1967-68
4.	593	Chuck Schramm	.....	1955-56
5.	585	Janthony Joseph	.....	1996-97
	585	Coleman Carrodine	.....	1961-62
7.	557	Garret Covington	.....	2016-17
8.	555	Coleman Carrodine	.....	1962-63
	555	Coleman Carrodine	.....	1963-64
	555	Bob Anderson	.....	1966-67
	555	Dan Braun	.....	1969-70
11.	549	Joe Dykstra	.....	1981-82
12.	540	David Morgan	.....	1977-78
13.	538	Leroy Harwell	.....	1965-66
	538	Todd Hutcheson	.....	1983-84
15.	534	Jack Milam	.....	1958-59
16.	527	Chuck Schramm	.....	1956-57
17.	522	Jamie Lilly	.....	1981-82
18.	516	Brad Bainter	.....	1978-79
19.	511	Matt Lander	.....	2010-11
20.	497	Jamie Lilly	.....	1979-80
	497	Dwayne Scott	.....	1987-88
22.	496	Ernest Jones	.....	1971-72
	496	J.D. Dykstra	.....	1984-85
24.	495	Ernest Jones	.....	1972-73
	495	Dwayne Banks	.....	1979-80

## SCORING AVERAGE ..... Pts ...G..... Year

1.	23.0	Bob Anderson	597 ...26	.....	1967-68
2.	22.2	Coleman Carrodine	555 ...25	.....	1963-64
	22.2	Dan Braun	555 ...25	.....	1969-70
4.	21.7	Joe Dykstra	629 ...29	.....	1980-81
5.	21.5	Leroy Harwell	538 ...25	.....	1965-66
6.	21.3	Coleman Carrodine	555 ...26	.....	1962-63
21.3	Bob Anderson	555 ...26	.....	.....	1966-67
8.	21.1	Joe Dykstra	549 ...26	.....	1981-82
	21.1	Chuck Schramm	527 ...25	.....	1956-57
	21.1	Joe Dykstra	653 ...31	.....	1982-83
11.	20.8	David Morgan	540 ...26	.....	1977-78
12.	20.2	Janthony Joseph	585 ...29	.....	1996-97
13.	19.9	Garret Covington	557 ...28	.....	2016-17
14.	19.8	Brad Bainter	516 ...26	.....	1978-79
		Ernest Jones	496 ...25	.....	1971-72
		Ernest Jones	496 ...26	.....	1972-73
		Jack Milam	534 ...27	.....	1958-59
18.	19.7	Charles Behrends	453 ...23	.....	1957-58
19.	19.3	Jamie Lilly	522 ...27	.....	1981-82
20.	19.1	Chuck Schramm	593 ...31	.....	1955-56
21.	18.9	Grady McCollum	472 ...25	.....	1959-60
22.	18.5	David Morgan	333 ...18	.....	1976-77
23.	18.4	J.D. Dykstra	496 ...27	.....	1984-85
		Dwayne Scott	497 ...27	.....	1987-88
25.	18.3	Coleman Carrodine	585 ...32	.....	1961-62
		Bobby Dye	475 ...26	.....	1973-74

## FIELD GOAL PCT. (Min. 100) ..... FG-FGA ..... Year

1.	.699	Reggie Warren	.....	72-103	.....	1988-89
2.	.623	Eliz Cepeda	.....	71-114	.....	2005-06
3.	.620	Bob Hunter	.....	123-200	.....	1972-73
4.	.610	Terell Parks	.....	161-264	.....	2011-12
5.	.601	Tim Abrams	.....	62-103	.....	1978-79
6.	.596	Clint Ford	.....	155-260	.....	1996-97
7.	.595	Clint Ford	.....	110-185	.....	1995-96
8.	.587	Michael Ochereobia	.....	108-184	.....	2013-14
9.	.582	Adam Link	.....	114-196	.....	2013-14
10.	.575	Tate Stensgaard	.....	65-113	.....	2013-14

## FIELD GOALS ..... Year

1.	248	Joe Dykstra	.....	1982-83
2.	238	Janthony Joseph	.....	1996-97
3.	233	Joe Dykstra	.....	1980-81
4.	231	Chuck Schramm	.....	1955-56
5.	230	Dan Braun	.....	1969-70
6.	228	Jamie Lilly	.....	1981-82
7.	224	Ernest Jones	.....	1972-73
8.	222	Brad Bainter	.....	1978-79
9.	221	Ernest Jones	.....	1971-72
	221	Jamie Lilly	.....	1979-80
11.	217	Jack Milam	.....	1958-59
12.	215	David Morgan	.....	1977-78
13.	207	Bob Anderson	.....	1966-67
14.	204	Bob McAfoos	.....	1958-59
15.	203	Bobby Dye	.....	1966-67

## FIELD GOALS ATTEMPTED ..... Year

1.	541	Coleman Carrodine	.....	1963-64
2.	522	Bill McAfoos	.....	1958-59
3.	520	Coeman Carrodine	.....	1962-63
4.	517	Ernest Jones	.....	1972-73
5.	512	Charles Schramm	.....	1955-56
	512	Joe Dykstra	.....	1982-83
7.	495	Ernest Jones	.....	1971-72
8.	473	Dan Braune	.....	1969-70
9.	470	Jack Milan	.....	1958-59
10.	468	Joe Dykstra	.....	1980-81
11.	460	Janthony Joseph	.....	1996-97
12.	456	Grady McCollum	.....	1958-59
13.	453	Bobby Dye	.....	1973-74
14.	452	Bobby Dye	.....	1974-75
15.	440	David Morgan	.....	1977-78

## 3-POINT FIELD GOALS (DIVISION I) ..... Year

1.	86	Ceola Clark III	.....	2011-12
	86	Garret Covington	.....	2016-17
3.	77	Garret Covington	.....	2015-16
	77	Bill Heisler	.....	1999-00
5.	75	Quentin Mitchell	.....	2001-02
6.	70	Garret Covington	.....	2013-14
7.	68	Ceola Clark III	.....	2012-13
8.	67	Shane Teagarden	.....	1992-93
9.	64	Brandon Creason	.....	1997-98
10.	63	Garret Covington	.....	2014-15
	63	Brandon Creason	.....	1998-99

## 3-POINT FG ATTEMPTED (DIVISION I) ..... Year

1.	228	Garret Covington	.....	2016-17
	221	Bill Heisler	.....	1999-00
2.	186	Ceola Clark III	.....	2011-12
3.	182	Garret Covington	.....	2015-16
4.	181	Garret Covington	.....	2013-14
5.	179	David Nurse	.....	2009-10
6.	177	Garret Covington	.....	2014-15
7.	174	Quentin Mitchell	.....	2001-02
8.	167	Kevin Rhodes	.....	1993-94
9.	166	T.J. Gray	.....	2003-04
10.	164	Ceola Clark III	.....	2012-13

## FREE THROWS ..... Att ..... Year

1.	203	Bob Anderson	.....	259	.....	1967-68
2.	176	Leroy Harwell	.....	.....	.....	1965-66
3.	164	Marshall Stoner	.....	.....	.....	1954-55
	164	Matt Lander	.....	215	.....	2010-11
5.	163	Joe Dykstra	.....	.....	.....	1980-81
	163	J.D. Dykstra	.....	193	.....	1984-85
7.	156	Joe Dykstra	.....	176	.....	1982-83
8.	155	Coleman Carrodine	.....	.....	.....	1963-64
9.	147	Joe Dykstra	.....	161	.....	1981-82
	147	Fred Oguns	.....	202	.....	2005-06

## FREE THROWS ATT ..... Made ..... Year

1.	259	Bob Anderson	.....	203	.....	1967-68
2.	250	Ron Nikcevic	.....	.....	.....	1954-55
3.	233	Marshall Stoner	.....	.....	.....	1954-55
4.	217	Coleman Carrodine	.....	.....	.....	1963-64
5.	215	Matt Lander	.....	164	.....	2010-11
6.	210	Charles Schramm	.....	.....	.....	1955-56
7.	202	Fred Oguns	.....	147	.....	2005-06
8.	193	J.D. Dykstra	.....	193	.....	1984-85
9.	190	Todd Hutcheson	.....	132	.....	1983-84
10.	188	Marshall Stoner	.....	.....	.....	1953-54

## FREE THROW PCT. (Min. 80) ..... Made-Att ..... Year

1.	.913	Joe Dykstra	.....	147-161	.....	1980-81
2.	.890	Joe Dykstra	.....	156-176	.....	1981-82
3.	.881	Joe Dykstra	.....	163-185	.....	1979-80
4.	.880	Joe Dykstra	.....	117-133	.....	1978-79
5.	.878	Garet Covington	.....	115-131	.....	2016-17
6.	.870	Dwayne Banks	.....	99-110	.....	1978-79
7.	.864	J.D. Dykstra	.....	96-111	.....	1982-83
8.	.854	Bob Anderson	.....	141-165	.....	1965-66
9.	.840	J.D. Dykstra	.....	162-193	.....	1983-84
10.	.833	Eric Jackson	.....	69-83	.....	1981-82

## CONSECUTIVE FT ..... G ..... Year

1.	64	Joe Dykstra	.....	8	.....	1981-82
----	----	-------------	-------	---	-------	---------

## BLOCKED SHOTS (DIVISION I) ..... Year

1.	85	Brandon Gilbeck	.....	2016-17
2.	83	Shelby Thurmond	.....	1992-93
3.	75	James Granstra	.....	2009-10
4.	72	Brandon Gilbeck	.....	2018-19
5.	66	Shelby Thurmond	.....	1994-95
6.	65	Terell Parks	.....	2012-13
7.	58	Janthony Joseph	.....	1996-97
8.	46	Terell Parks	.....	2011-12
9.	44	Janthony Joseph	.....	1995-96
10.	38	Earl Johnson	.....	1990-91
11.	33	Tom Bragg	.....	1985-86
	33	Eulis Baez	.....	2004-05
13.	31	Tom Bragg	.....	1986-87
	31	Keith Anderson	.....	1979-80
15.	26	Luis Rivas	.....	2002-03

## STEALS (DIVISION I) ..... Year

1.	74	Andre Humphrey	.....	1994-95
2.	72	Ceola Clark III	.....	2009-10
3.	64	Andre Humphrey	.....	1993-94
4.	62	Brad Bainter	.....	1978-79
5.	60	Eric Chinn	.....	1987-88
6.	57	Bill Heisler	.....	1999-00
7.	56	Ceola Clark III	.....	2012-13
8.	55	Eric Chinn	.....	1986-87
	55	Tony Ackerman	.....	1997-98
10.	54	Eulis Baez	.....	2004-05
11.	51	Johnny Holman	.....	1983-84
	51	Johnny Holman	.....	1984-85
13.	50	Dwayne Banks	.....	1979-80
	50	Ceola Clark III	.....	2008-09
	50	Ceola Clark III	.....	2011-12

## ASSISTS ..... Year

1.	180	Ike Rudd	.....	1972-73
2.	164	Tony Ackerman	.....	1996-97
3.	155	Eric Chinn	.....	1987-88
4.	151	Ceola Clark III	.....	2011-12
5.	144	Eric Chinn	.....	1986-87
6.	141	Bobby Dye	.....	1974-75
7.	138	Dwayne Banks	.....	1978-79
8.	136	Dwayne Banks	.....	1979-80
	136	Brian Williams	.....	2001-02
10.	131	Dwayne Banks	.....	1980-81
11.	128	Jabari Sandifer	.....	2015-16
	128	Daryl Reed	.....	1985-86
13.	124	Ceola Clark III	.....	2012-13
14.	121	Tommy Fowlkes	.....	1975-76
	121	Lamont Bunton	.....	1992-93

## REBOUNDS ..... Year

1.	509	Dan Braun	.....	.....	.....	1967-68
2.	467	Monzel Jackson	.....	.....	.....	1951-52
3.	417	Monzel Jackson	.....	.....	.....	1950-51
	417	Charles Schramm	.....	.....	.....	1955-56
5.	394	Paul Rueschel	.....	.....	.....	1966-67
6.	388	Charles Schramm	.....	.....	.....	1954-55
7.	379	Dick Redlinger	.....	.....	.....	1962-63
8.	378	Dan Braun	.....	.....	.....	1969-70
9.	360	Charles Schramm	.....	.....	.....	1956-57
10	357	Dick Redlinger	.....	.....	.....	1961-62
11.	350	Jack Milam	.....	.....	.....	1958-59
12.	346	Grady McCollum	.....	.....	.....	1959-60
13.	326	Mel Lacey	.....	.....	.....	1963-64
14.	314	Walter Burwell	.....	.....	.....	1972-73
15.	304	Bill Griffith	.....	.....	.....	1950-51

## REBOUNDING AVG ..... Reb ... G ..... Year

1.	22.2	Monzel Jackson	467 ...21	.....	.....	1951-52
2.	19.6	Dan Braun	509 ...26	.....	.....	1967-68
3.	16.7	Monzel Jackson	417 ...25	.....	.....	1950-51
4.	15.5	Charles Schramm	388 ...25	.....	.....	1954-55
5.	15.2	Paul Rueschel	394 ...26	.....	.....	1966-67
6.	15.1	Dan Braun	378 ...25	.....	.....	1969-70
7.	14.4	Charles Schramm	360 ...25	.....	.....	1956-57
8.	14.3	Walter Burwell	314 ...22	.....	.....	1972-73
9.	14.0	Dick Redlinger	379			

# TEAM SEASON RECORDS

## WINS

Team	W (W-L)
1. 1955-56	28 (28-3)
2. 1957-58	27 (27-1)
3. 1954-55	26 (26-3)
4. 1948-49	24 (24-7)
5. 1956-57	22 (22-3)
6. 2012-13	22 (22-9)
7. 1961-62	21 (21-11)
1980-81	21 (21-8)
9. 1982-83	20 (20-11)
1994-95	20 (20-8)
11. 1953-54	19 (19-9)
1962-63	19 (19-8)
1979-80	19 (19-10)
1996-97	19 (19-10)

## WINNING PERCENTAGE

Team	W-L (Pct.)
1. 1957-58	27-1 (.964)
2. 1955-56	28-3 (.903)
3. 1954-55	27-3 (.900)
4. 1956-57	22-3 (.880)
5. 1927-28	16-4 (.800)
6. 1937-38	16-4 (.800)
7. 1949-50	17-6 (.739)
8. 1980-81	21-8 (.724)
9. 1959-60	18-7 (.720)
10. 1995-96	20-8 (.714)

## SCORING OFFENSE

Team	Pts/Game
1. 1955-56	92.7
2. 1979-80	85.6
3. 1973-74	85.2
4. 1969-70	83.6
5. 1971-72	83.2
1959-60	83.2
1954-55	83.2
8. 1978-79	82.4
9. 1958-59	82.2
10. 1980-81	82.1

## SCORING DEFENSE

Team	Pts/Game
1. 1947-48	51.7
2. 2012-13	53.6
3. 1949-50	58.4
4. 2009-10	59.0
5. 2011-12	60.2
6. 1948-49	60.7
1950-51	60.7
8. 1951-52	61.1
9. 2013-14	62.7
10. 2010-11	64.8
11. 2008-09	65.1
12. 1985-86	67.7
13. 1983-84	68.2
14. 1957-58	68.3
15. 1962-63	68.7

## REBOUNDING MARGIN

Team	Margin
1. 1954-55	+25.0
2. 1957-58	+17.2
3. 1955-56	+16.4
4. 1959-60	+9.5
5. 1960-61	+8.5
6. 1961-62	+8.2
7. 1973-74	+5.5
1967-68	+5.5
9. 1979-80	+4.7
10. 1958-59	+4.5

## FIELD GOAL PERCENTAGE

Team	FG %
1. 1981-82	.518
2. 1979-80	.501
3. 1980-81	.500
4. 1997-98	.495
5. 1982-83	.494
6. 1977-78	.490
7. 1989-90	.489
8. 1978-79	.486
9. 1983-84	.484
10. 1985-86	.483

## FREE THROW PERCENTAGE

Team	FT %
1. 1979-80	.788
2. 1981-82	.786
3. 1982-83	.775
4. 1966-67	.760
5. 1980-81	.741
6. 1957-58	.740
7. 1977-78	.730
8. 1989-90	.723
1984-85	.723
10. 2015-16	.721

## ATTENDANCE

Team	Average/Total
1. 1983-84	5,260/73,636
2. 1982-83	4,955/84,238
3. 1984-85	3,483/48,756
4. 1981-82	3,132/34,457
5. 1997-98	2,887/34,649
6. 1994-95	2,639/36,947
7. 1998-99	2,477/27,250
8. 2012-13	2,454/34,358
9. 1989-90	2,417/33,838
10. 1987-88	2,136/32,036
11. 2001-02	2,120/33,923
12. 1996-97	1,975/23,705
13. 1985-86	1,927/25,049
14. 1986-87	1,879/26,302
15. 1992-93	1,835/22,015

## OTHER TEAM RECORDS

<b>FIELD GOALS</b>	
Field goals	1,101 ..... 1955-67 (31 g)
Percentage	.518 (848-1637) ..... 1981-82 (27 g)

<b>3-POINT FIELD GOALS</b>	
3-Point field goals	254 ..... 2016-17
Attempts	654 ..... 1999-00
Percentage	.409 (52-127) ..... 1986-87

<b>FREE THROWS</b>	
Free throws	666 ..... 1955-56 (31 g)
Percentage	.788 (527-699) ..... 1979-80 (29 g)

## OPPONENT TEAM

<b>SCORING</b>	
Points per game	91.1 ..... 2,368 pts. .... 1967-68 (26 g)
Fewest points per game	51.7 ..... 1,343 pts. .... 1947-48 (26 g)

## MISCELLANEOUS RECORDS

- Longest winning streak  
27 ..... 1957-58
- Longest home winning streak  
34 ..... Dec. 4, 1947 to Dec. 18, 1950
- Longest road winning streak  
18 ..... Feb. 19, 1955 to March 13, 1956
- Longest home Summit winning streak  
11 ..... Jan. 19, 1998 to Feb. 13, 1999
- Longest Summit winning streak  
8 ..... Feb. 11, 1995 to March 5, 1995
- Most wins  
28 ..... 1955-56 (31 games)
- Largest home crowd (Western Hall)  
8,003 .. 1980-81 vs. Eastern Illinois
- Largest home season attendance  
84,238 1982-83

# INDIVIDUAL CAREER RECORDS

<b>POINTS</b>	<b>PLAYER</b>	<b>YEAR</b>
1. 2,248	Joe Dykstra	1978-83
2. 2,128	Coleman Carrodine	1960-64
3. 1,896	Garret Covington	2014-17
4. 1,577	Bob Anderson	1966-69
5. 1,555	Dwayne Banks	1977-81
6. 1,524	Marshall Stoner	1952-56
7. 1,508	Brad Bainter	1975-79
8. 1,496	Chuck Schramm	1954-57
9. 1,472	Ceola Clark III	2008-13
10. 1,448	Grady McCollum	1956-60
1,448	Jamie Lilly	1979-82
12. 1,431	David Jackson	2004-08
13. 1,348	Garrick Vicks	1993-96
14. 1,228	Todd Hutcheson	1980-84
15. 1,219	Dan Braun	1967-70
16. 1,212	Bill McAfoos	1953-56
17. 1,184	Gene Talbot	1957-60
18. 1,169	Jack Pensinger	1949-53
19. 1,166	Lupe Rios	1952-56
20. 1,150	Don Talbot	1953-57
21. 1,079	Mel Lacy	1962-66
22. 1,068	Chuck Behrends	1955-58
23. 1,064	Al Miksis	1946-49
24. 991	Ernest Jones	1971-73
25. 982	J.D. Summers	2000-04
26. 974	Bob Smith	1986-90
27. 966	Jack Milam	1956-59
28. 959	Duane Demmin	1969-72
959	J.D. Dykstra	1981-85
30. 933	Ron Nikcevich	1954-57
31. 930	Bobby Dye	1973-75
32. 916	George Milsap	1993-96
33. 898	Bill Heisler	1997-2001
34. 897	Janthony Joseph	1995-97
35. 894	Dick Redlinger	1961-65
36. 887	Tommy Fowlkes	1973-76
37. 873	David Morgan	1976-78
38. 863	Jerry Nixon	1961-64
39. 853	Brandon Creason	1995-99
40. 849	Don Talbot	1953-57
41. 842	Cory Fosdyck	1997-2002
42. 833	Mike Ayers	1986-88
43. 825	Juan Martinez	1998-2000
44. 811	Leroy Harwell	1964-67
45. 787	Daryl Reed	1982-86
46. 778	David DuBois	2007-09
47. 769	Dwayne Scott	1986-88
48. 768	Robert Hunter	1971-74
49. 766	Eric Jackson	1981-83
50. 765	Jabari Sandifer	2014-17
765	Charles Turner	1991-93
52. 764	David Nurse	2007-10
53. 758	Ron Ateman	1989-91

758	Gene Redman	1949-51
55. 747	Al Avant	1959-61
56. 742	Matt Lander	2009-11
742	Dalan Ancrum	2014-18
58. 727	Mike Miklusak	2014-17
59. 724	Bill Griffith	1948-51
60. 721	Terell Parks	2011-13
61. 715	Darrell Richardson	1988-90
62. 713	Shawn Doles	1997-99
713	Rick Resetich	1980-84
64. 708	Will Lewis	2002-05
65. 704	Isaac Rudd	1971-73
66. 696	Dick Brown	1963-65
67. 584	J.C. Fuller	2015-16
68. 676	Johnny Hawk	1988-90
69. 675	Fernando Coloneze	1997-2000
70. 669	Orlando Patrick	1993-95
71. 667	Jack Houpt	2010-13
72. 661	Randy Wieck	1965-68
73. 641	Mark Buckingham	1994-98
74. 640	Paul Reuschel	1966-68
75. 639	Johnny Holman	1983-85
76. 632	Jack Forcinde	1990-92
77. 628	Clint Ford	1995-97
78. 620	Monzell Jackson	1949-52
79. 619	Preston Lewis	1990-92
80. 609	Fred Oguns	2004-06
81. 603	Keith Anderson	1978-80
82. 595	Cedric Wright	1984-86
83. 587	Matt Robins	1999-2003
84. 581	Doug Garlock	1977-81
85. 577	Tommie Tyler	2008-2011
86. 574	Randy Hersey	1973-77
87. 562	Shane Teagarden	1991-93
88. 555	Lew Jackson	1968-70
89. 554	Bobby Jordan	1983-87
90. 549	Scott McCants	1984-86
91. 547	Sammy Hunter	2005-07
92. 542	Jerryck Owens-Murray	2006-08
93. 535	Demetrius Clements	1990-92
535	Gary Hoffman	1963-67
95. 534	Johnnie Washington	1978-81
96. 533	Bob Brissey	1960-63
97. 532	Shelby Thurmond	1992-95
98. 531	Jeff Neilsen	1977-81
99. 530	Quentin Mitchell	2000-02
100. 528	Tom Vucich	1969-72

### POINTS (2-YEAR CAREER)

1. 991	Ernest Jones	1971-73
--------	--------------	---------

### SCORING AVERAGE

1. 20.2	Bob Anderson	1966-69
---------	--------------	---------

<b>FREE THROWS</b>	<b>ATT. (YEARS)</b>	
1. 587	Joe Dykstra	663 (1978-82)
2. 482	Marshall Stoner	(1952-56)
3. 469	Bob Anderson	(1966-69)
4. 396	Garret Covington	479 (2014-17)
5. 372	David Jackson	499 (2004-08)
6. 341	Dwayne Banks	(1977-81)
7. 326	J.D. Dykstra	382 (1981-85)
8. 308	Duane Demmin	(1969-73)
9. 299	Garrick Vicks	473 (1993-96)
10. 280	Ceola Clark III	368 (2008-13)
280	Todd Hutcheson	386 (1981-84)
12. 278	Coleman Carrodine	(1962-64)
13. 247	Daryl Reed	358 (1982-86)
14. 239	Charles Schramm	(1954-56)
15. 223	Johnny Holman	288 (1983-85)

### FREE THROWS ATT. MADE (YEARS)

1. 680	Marshall Stoner	(1952-56)
2. 663	Joe Dykstra	587 (1978-82)
3. 593	Bob Anderson	(1966-69)
4. 499	David Jackson	372 (2004-08)
5. 479	Garret Covington	396 (2014-17)
6. 473	Garrick Vicks	299 (1993-96)
7. 432	Dwayne Banks	(1977-81)
8. 425	Gene Talbot	(1953-56)
9. 403	Ron Nikcevich	(1954-57)
10. 392	Charles Schramm	(1954-57)
11. 386	Todd Hutcheson	280 (1981-84)
12. 382	J.D. Dykstra	326 (1981-85)
13. 372	Coleman Carrodine	(1962-64)
14. 368	Ceola Clark III	280 (2008-13)
15. 358	Daryl Reed	247 (1982-86)

### FREE THROWS PCT.\* MADE-ATT. (YEARS)

1. .890	Joe Dykstra	587-663 (1978-82)
2. .851	J.D. Dykstra	325-382 (1981-84)
3. .840	Jamie Lilly	178-212 (1979-81)
4. .827	Garret Covington	396-479 (2014-17)
5. .790	Dwayne Banks	341-432 (1977-80)
.790	Bob Anderson	469-593 (1967-69)
7. .775	Bob Smith	217-280 (1986-89)
8. .774	Johnny Holman	223-288 (1983-84)
9. .768	J.D. Summers	189-246 (2000-03)
10. .761	Ceola Clark III	280-368 (2008-13)
11. .760	David Morgan	159-210 (1976-77)

\*minimum 200 attempts

# INDIVIDUAL CAREER RECORDS

## 3-POINT FIELD GOALS (DIVISION I)..... Year

1.	296	Garret Covington	2014-17
2.	247	Ceola Clark III	2008-13
3.	216	Bill Heisler	1997-01
4.	181	Brandon Creason	1995-99
5.	173	Cory Fosdyck	1997-02
6.	160	David Nurse	2007-10
7.	141	Mark Buckingham	1994-98
8.	132	Troy Okeson	2004-07
9.	121	J.D. Summers	2000-04
10.	119	Matt Robins	1999-03
11.	112	Kevin Rhodes	1993-95

## 3-POINT FG ATTEMPTED (DIVISION I)..... Year

1.	768	Garret Covington	2014-17
2.	576	Bill Heisler	1997-01
3.	575	Ceola Clark III	2008-13
4.	462	Brandon Creason	1995-99
5.	459	Cory Fosdyck	1997-02
6.	445	David Nurse	2007-10
7.	395	Mark Buckingham	1994-98
8.	344	David Jackson	2004-08
9.	337	Troy Okeson	2004-07
10.	321	J.D. Summers	2000-04
11.	315	Matt Robins	1999-03

## FIELD GOALS ..... Year

1.	830	Joe Dykstra	1978-83
2.	625	Brad Bainter	1975-79
3.	602	Garret Covington	2014-17
4.	554	Bob Anderson	1966-69
5.	506	Dan Braun	1967-70
6.	484	Garrick Vicks	1993-96
7.	474	David Jackson	2004-08
8.	471	Ceola Clark III	2008-13
9.	445	Ernest Jones	1971-74
10.	408	Todd Hutcheson	1981-84
11.	407	Jamie Lilly	1979-81
12.	402	Bobby Dye	1973-75
13.	385	George Milsap	1993-96
14.	373	Bob Smith	1986-90
15.	365	Chruck Schramm	1954-56

## FIELD GOALS ATTEMPTED..... Year

1.	1692	Joe Dykstra	1978-83
2.	1461	Garret Covington	2014-17
3.	1327	Brad Bainter	1975-79
4.	1226	Dwayne Banks	1977-81
5.	1213	Bob Anderson	1966-69
6.	1091	Dan Braun	1967-70
7.	1061	Coleman Carrodine	1962-64
8.	1029	Ceola Clark III	2008-13
9.	999	Garrick Vicks	1993-96
10.	936	David Jackson	2004-08

11.	905	Bobby Dye	1973-75
12.	876	Charles Schramm	1954-56
13.	827	Bill McAfoos	1957-59
	827	J.D. Summers	2000-04
15.	814	Isaac Rudd	1971-73

## FIELD GOAL PCT\*..... FG-FGA ..... Year

1.	.537	Bob Hunter	277-516	1972-74
2.	.535	Todd Hutcheson	455-850	1980-83
3.	.531	Rick Resetich	269-507	1980-83
4.	.521	Eric Jackson	329-631	1981-82
5.	.520	Charles Turner	303-586	1991-92
	.520	Jamie Lilly	635-1233	1979-81
7.	.516	Janthony Joseph	362-701	1995-97
8.	.506	David Jackson	474-936	2004-08
9.	.500	David Morgan	357-714	1976-77
	.500	Dwayne Banks	607-1226	1977-80

\*minimum 500 attempts

## REBOUNDS ..... Year

1.	1165	Chuck Schramm	1954-56
2.	1136	Dan Braun	1967-70
3.	1084	Grady McCollum	1957-59
4.	899	Dick Redlinger	1961-65
5.	884	Monzel Jackson	1950-52
6.	863	Mel Lacey	1963-66
7.	726	Gary Hoffman	1963-67
8.	717	Marshall Stoner	1953-56
9.	712	Jack Milam	1957-59
10.	686	Joe Dykstra	1978-83
11.	678	Todd Hutcheson	1980-84
12.	650	Robert Hunter	1971-74
13.	630	Paul Rueschel	1966-68
14.	586	Garrick Vicks	1993-96
15.	550	Terell Parks	2011-13

## BLOCKED SHOTS ..... Year

1.	179	Brandon Gilbeck	2016-Pres.
2.	149	Dwayne Banks	1977-80
	149	Shelby Thurmond	1992-93, 94-95
4.	111	Terell Parks	2011-13
5.	102	Janthony Joseph	1995-97
6.	99	James Granstra	2008-10
7.	77	Tom Bragg	1985-88
8.	48	Fernando Coloneze	1997-00
9.	45	Earl Johnson	1989-91
10.	43	Bobby Jordan	1983-87

## STEALS ..... Year

1.	242	Ceola Clark III	2008-13
2.	167	Bill Heisler	1997-01
3.	138	Andre Humphrey	1993-95
4.	133	Dwayne Banks	1977p80
	133	Joe Dykstra	1978-83

6.	127	David Jackson	2004-08
7.	118	Jabari Sandifer	2014-17
8.	115	Eric Chinn	1986-88
	108	Garrick Vicks	1993-96
10.	104	Daryl Reed	1982-86

## ASSISTS ..... Year

1.	506	Dwayne Banks	1977-80
2.	464	Ceola Clark III	2008-13
3.	369	Jabari Sandifer	2014-17
4.	361	Daryl Reed	1982-86
	318	Brad Bainter	1975-79
6.	299	Eric Chinn	1986-88
7.	299	Matt Robins	1999-03
8.	271	Tony Ackerman	1996-98
9.	268	David Jackson	2004-08
10.	264	Brandon Creason	1995-99
11.	252	Bob Smith	1986-90
12.	233	Brian Williams	2000-01
13.	242	Joe Dykstra	1978-83
14.	223	John Washington	1978-80
15.	222	Tommy Fowlkes	1974-76

## GAMES STARTED..... Year

1.	112	Joe Dykstra	1978-83
----	-----	-------------	---------

## GAMES PLAYED ..... Year

1.	124	Ceola Clark III	2008-13
2.	117	Joe Dykstra	1978-83
	117	Cory Fosdyck	1997-02

1,000 POINT CLUB

1. Joe Dykstra..... 2,248

	G	Pts	Avg.
1978-79	3	24	8.0
1979-80	28	393	14.0
1980-81	29	629	21.7
1981-82	26	549	21.1
1982-83	31	653	21.1
<b>Totals</b>	<b>117</b>	<b>2,248</b>	<b>19.2</b>

2. Coleman Carrodine ..... 2,128

	G	Pts	Avg.
1960-61	24	433	18.0
1961-62	32	585	18.3
1962-63	26	555	21.3
1963-64	25	555	22.2
<b>Totals</b>	<b>78</b>	<b>2,128</b>	<b>19.9</b>

3. Garret Covington ..... 1,896

	G	Pts	Avg.
2013-14	29	422	14.6
2014-15	28	434	15.5
2015-16	27	483	17.9
2016-17	28	557	19.9
<b>Totals</b>	<b>112</b>	<b>1,896</b>	<b>16.9</b>

4. Bob Anderson..... 1,577

	G	Pts	Avg.
1966-67	26	555	21.3
1967-68	26	597	23.0
1968-69	26	425	17.0
<b>Totals</b>	<b>78</b>	<b>1,577</b>	<b>20.2</b>

5. Dwayne Banks..... 1,555

	G	Pts	Avg.
1977-78	26	306	11.3
1978-79	26	374	14.4
1979-80	29	495	17.1
1980-81	29	380	13.1
<b>Totals</b>	<b>110</b>	<b>1,555</b>	<b>14.1</b>

6. Marshall Stoner ..... 1,524

	G	Pts	Avg.
1952-53	18	255	14.2
1953-54	28	434	14.1
1954-55	30	446	14.9
1955-56	31	389	12.5
<b>Totals</b>	<b>107</b>	<b>1,524</b>	<b>14.3</b>

7. Brad Bainter..... 1,508

	G	Pts	Avg.
1975-76	26	331	12.7
1976-77	22	316	14.4
1977-78	26	345	13.3
1978-79	26	516	19.9
<b>Totals</b>	<b>100</b>	<b>1,508</b>	<b>15.5</b>

8. Chuck Schramm ..... 1,496

	G	Pts	Avg.
1954-55	25	376	15.0
1955-56	31	593	19.1
1956-57	25	527	21.0
<b>Totals</b>	<b>81</b>	<b>1,496</b>	<b>18.6</b>

9. Ceola Clark III..... 1,472

	G	Pts	Avg.
2008-09	29	224	7.7
2009-10	27	384	14.2
2010-11	6	64	10.7
2011-12	32	426	13.3
2012-13	30	374	12.5
<b>Totals</b>	<b>124</b>	<b>1,472</b>	<b>11.9</b>

10. Grady McCollum..... 1,448

	G	Pts	Avg.
1956-57	25	203	8.1
1957-58	23	303	13.2
1958-59	27	470	17.4
1959-60	25	472	18.9
<b>Totals</b>	<b>100</b>	<b>1,448</b>	<b>14.5</b>

11. Jamie Lilly ..... 1,448

	G	Pts	Avg.
1979-80	29	497	17.1
1980-81	29	429	14.8
1981-82	27	522	19.3
<b>Totals</b>	<b>86</b>	<b>1,448</b>	<b>16.8</b>

12. David Jackson ..... 1,431

	G	Pts	Avg.
2004-05	28	259	9.3
2005-06	28	406	14.5
2006-07	29	368	12.7
2007-08	29	398	13.7
<b>Totals</b>	<b>114</b>	<b>1,431</b>	<b>12.5</b>

13. Garrick Vicks ..... 1,348

	G	Pts	Avg.
1993-94	27	410	15.2
1994-95	27	479	17.7
1995-96	28	459	16.4
<b>Totals</b>	<b>82</b>	<b>1,348</b>	<b>16.4</b>

14. Todd Hutcheson..... 1,228

	G	Pts	Avg.
1980-81	27	131	4.9
1981-82	27	251	9.3
1982-83	31	308	9.9
1983-84	30	538	17.9
<b>Totals</b>	<b>115</b>	<b>1,228</b>	<b>10.7</b>

15. Dan Braun ..... 1,219

	G	Pts	Avg.
1967-68	26	369	13.8
1968-69	22	295	13.4
1969-70	25	555	22.2
<b>Totals</b>	<b>73</b>	<b>1,219</b>	<b>16.7</b>

16. Bill McAfoos..... 1,212

	G	Pts	Avg.
1956-57	14	53	3.8
1957-58	23	311	13.5
1958-59	27	471	17.5
1959-60	25	377	15.1
<b>Totals</b>	<b>89</b>	<b>1,212</b>	<b>13.6</b>

17. Gene Talbot ..... 1,184

	G	Pts	Avg.
1953-54	20	333	16.7
1954-55	30	466	15.5
1956-57	30	385	12.8
<b>Totals</b>	<b>80</b>	<b>1,184</b>	<b>14.8</b>

18. Jack Pensinger..... 1,169

	G	Pts	Avg.
1949-50	23	229	9.6
1950-51	27	337	12.5
1951-52	21	296	14.1
1952-53	22	307	14.0
<b>Totals</b>	<b>93</b>	<b>1,169</b>	<b>12.6</b>

19. Lupe Rios ..... 1,166

	G	Pts	Avg.
1952-53	22	276	12.6
1953-54	28	355	12.7
1954-55	30	294	9.8
1955-56	30	241	8.0
<b>Totals</b>	<b>110</b>	<b>1,166</b>	<b>10.6</b>

20. Don Talbot ..... 1,150

	G	Pts	Avg.
1953-54	28	220	7.9
1954-55	30	336	11.2
1955-56	31	301	9.7
1956-57	25	293	11.7
<b>Totals</b>	<b>114</b>	<b>1,150</b>	<b>10.1</b>

21. Mel Lacy..... 1,079

	G	Pts	Avg.
1962-63	3	25	8.3
1963-64	25	386	15.4
1964-65	25	355	14.2
1965-66	25	313	12.5
<b>Totals</b>	<b>78</b>	<b>1,079</b>	<b>13.8</b>

22. Chuck Behrends ..... 1,068

	G	Pts	Avg.
1954-55	15	40	2.7
1955-56	31	208	6.7
1956-57	24	367	15.3
1957-58	23	453	19.7
<b>Totals</b>	<b>93</b>	<b>1,068</b>	<b>11.5</b>

23. Al Miksis..... 1,064

	G	Pts	Avg.
1945-46	19	164	8.6
1946-47	23	194	8.4
1947-48	26	300	11.5
1948-49	31	406	13.1
<b>Totals</b>	<b>99</b>	<b>1,064</b>	<b>10.7</b>

# 100 POINT GAMES FOR AND AGAINST

## 100-Point Games - Western Illinois

129	Eastern Michigan	1959-60
	Roosevelt	1986-87
128	Central Michigan	1955-56
126	Illinois State	1955-56
124	Chicago State	1971-72
121	Youngstown State	2000-01
120	Troy State	1995-96
117	St. Xavier	1976-77
	Arkansas-Little Rock	1978-79
116	Iowa Wesleyan	1955-56
114	Eastern New Mexico	1955-56
	Central Michigan	1955-56
113	Northeastern Illinois	1979-80
112	Eastern Illinois	1989-90
111	Illinois State	1954-55
	Central Michigan	1954-55
	Parsons College	1963-64
	Northern Michigan	1979-80
	UW-Platteville	1980-81
110	St. Ambrose	2002-03
	Eastern Michigan	1955-56
109	St. Ambrose	1971-72
	UW-Platteville	1971-72
	Alabama State	1986-87
	Alcorn State	1990-91
	St. Mary's of Minn.	2017-18
108	Northern Illinois	1954-55
	Illinois State	1955-56
	Northern Illinois	1958-59
	Roosevelt	1979-80
	Cardinal Stritch	1999-00
107	UW-Eau Claire	1957-58
	Eastern Michigan	1960-61
	Georgetown (Ky.)	1962-63
	MacMurray	1965-66
	MacMurray	1971-72
	Northern Iowa	1971-72
	Central Missouri State	1973-74
	St. Xavier	1979-80
	William Penn	1979-80
	Elmhurst	1990-91
	Oak Hills Christian	2017-18
106	Eastern Michigan	1957-58
	St. Ambrose	1958-59
	Central Michigan	1960-61
	Monmouth	1973-74
	Carroll	1987-88
	Chicago State	1992-93
	St. Ambrose	1997-98
	Cardinal Stritch	2001-02
105	St. Ambrose	1955-56
	St. Ambrose	1959-60
	Millikin	1959-60
	MacMurray	1966-67
	U.S. International	1981-82
	Northeastern Illinois	1995-96
104	Wayland Baptist	1955-56
	Northeast Missouri State	1973-74
103	Eastern Michigan	1955-56
	Eastern Illinois	1959-60
	Chicago Teachers	1960-61
	Eastern Illinois	1961-62
	Illinois State	1967-68
	Chicago State	1972-73
	IUPUI	1978-79

	Central Missouri	1980-81
	St. Ambrose	1994-95
102	Northern Michigan	1971-72
	St. Xavier	1975-76
	North Dakota	1979-80
	UW-Platteville	1981-82
	William Penn	1981-82
	Coe College	1986-87
	William Penn	1986-87
	Calvary	2017-18
101	Illinois College	1952-53
	Carthage	1952-53
	Eastern Michigan	1954-55
	Southern Arkansas	1956-57
	Northern Illinois	1957-58
	St. Ambrose	1968-69
	Northern Iowa	1973-74
	Northwest Missouri State	1988-89
	Oakland	2000-01
100	Eastern Illinois	1955-56
	Northern Illinois	1956-57
	Eastern Illinois	1960-61
	Illinois College	1969-70
	Northern Iowa	1969-70
	Quincy	1969-70
	St. Joseph's	1977-78
	Morningside	1979-80
	Eastern Kentucky	1981-82
	Chicago State	1991-92
	Valparaiso	1992-93
	Troy State	1994-95

## 100-Point Games v. Western Illinois

130	Lincoln	1966-67
120	Northern Michigan	1979-80
119	St. Ambrose	1968-69
118	Northern Illinois	1971-72
117	UW-Milwaukee	1968-69
116	Loyola (Chicago)	1965-66
	Youngstown State	2000-01
115	Illinois State	1967-68
114	Tennessee State	1958-59
	Iowa State	1988-89
113	UW-Eau Claire	1974-75
112	Quincy College	1969-70
111	Northern Iowa	1967-68
	Minnesota	1972-73
110	Northern Illinois	1970-71
109	Bradley	1973-74
108	Pacific	1968-69
	Central Michigan	1975-76
	Eastern Illinois	1977-78
	Alabama State	1986-87
107	Ripon	1967-68
	Nevada-Reno	1968-69
	Central Missouri State	1969-70
	Butler	2017-18
106	North Dakota	1966-67
	Murray State	1997-98
105	Northern Iowa	1968-69
	St. Joseph's (Ind.)	1975-76
104	Augustana (Ill.)	1966-67
	Illinois State	1974-75
	Valparaiso	1992-93
103	Southeast Missouri State	1970-71
	UM-St. Louis	1975-76
	Saint Louis	1986-87
	Illinois-Chicago	1986-87
102	St. Ambrose	1958-59
	Central Michigan	1973-74
	Jackson State	1974-75
101	Concordia	1959-60
	Northeast Missouri	1964-65
	MacMurray	1966-67
	Millikin	1967-68
	UM-St. Louis	1971-72
	Northern Michigan	1978-79
100	Indiana State	1969-70
	St. Ambrose	1971-72
	Northern	1972-73
	Troy State	1996-97
	North Dakota State	2016-17

# ANNUAL LEADERS

## ANNUAL SCORING LEADERS

Year	Player	G	Pts.	Avg.
1980-81	Joe Dykstra	29	629	21.7
1981-82	Joe Dykstra	26	549	21.1
1982-83	Joe Dykstra	31	653	21.1
1983-84	Todd Hutcheson	30	538	17.9
1984-85	J. D. Dykstra	27	496	18.4
1985-86	Cedric Wright	28	345	12.3
1986-87	Mike Ayers	28	426	15.2
1987-88	Dwayne Scott	27	497	18.4
1988-89	Bob Smith	25	293	11.7
1989-90	Darrell Richardson	29	422	14.6
1990-91	Ron Ateman	28	480	17.1
1991-92	Charles Turner	28	333	11.9
	Jack Forcine	28	332	11.9
1992-93	Charles Turner	25	432	17.3
1993-94	Garrick Vicks	27	410	15.2
1994-95	Garrick Vicks	27	479	17.7
1995-96	George Milsap	26	438	16.8
1996-97	Janthony Joseph	29	585	20.2
1997-98	Brandon Creason	27	315	11.7
1998-99	Shawn Doles	28	431	15.4
1999-00	Juan Martinez	30	461	15.4
2000-01	Cory Fosdyck	28	292	10.8
2001-02	Quentin Mitchell	28	367	13.1
2002-03	J.D. Summers	28	353	12.6
2003-04	J.D. Summers	20	254	12.7
2004-05	Eulis Baez	28	428	15.3
2005-06	David Jackson	28	406	14.5
2006-07	David Jackson	29	368	12.7
2007-08	David Jackson	29	398	13.7
2008-09	David DuBois	27	482	17.9
2009-10	Ceola Clark III	27	384	14.2
2010-11	Matt Lander	30	511	17.0
2011-12	Ceola Clark III	32	426	13.3
2012-13	Ceola Clark III	30	374	12.5
2013-14	Garret Covington	29	422	14.6
2014-15	Garret Covington	28	434	15.5
2015-16	Garret Covington	27	483	17.9
2016-17	Garret Covington	28	557	19.9
2017-18	Kobe Webster	28	446	15.9

## FREE THROWS

Year	Player	Made	Att.	Avg.
1982-83	Joe Dykstra	156	176	.886
1983-84	Todd Hutcheson	132	190	.695
1984-85	J.D. Dykstra	163	193	.839
1985-86	Daryl Reed	64	92	.696
1986-87	Dwayne Scott	70	98	.714
1987-88	Dwayne Scott	108	147	.735
1988-89	Johnny Hawk	55	74	.743
1989-90	Johnny Hawk	86	109	.789
1990-91	Ron Ateman	138	175	.789
1991-92	Jack Forcine	97	135	.719
1992-93	Charles Turner	88	134	.657
1993-94	Garrick Vicks	97	168	.577
1994-95	Garrick Vicks	111	160	.694
1995-96	Garrick Vicks	101	145	.697
1996-97	Janthony Joseph	109	161	.677
1997-98	Ryan Johnston	62	91	.681
1998-99	Shawn Doles	101	129	.783
1999-00	Juan Martinez	96	134	.716
2000-01	Cory Fosdyck	51	68	.750
	Jamel Richardson	51	70	.729
2001-02	Brian Williams	88	109	.807
2002-03	J.D. Summers	66	82	.805
2003-04	Will Lewis	89	118	.754
2004-05	Eulis Baez	111	169	.657
2005-06	Fred Oguns	147	202	.728
2006-07	David Jackson	110	155	.710
2007-08	David Jackson	100	124	.806
2008-09	David DuBois	65	93	.699
2009-10	Ceola Clark III	84	112	.750
2010-11	Matt Lander	164	215	.763
2011-12	Obi Emegano	117	154	.760
2012-13	Adam Link	98	135	.726
2013-14	Garret Covington	92	114	.800
2014-15	Garret Covington	101	122	.828
2015-16	Garret Covington	88	111	.793
2016-17	Garret Covington	115	131	.878
2017-18	Dalan Ancrum	66	78	.846

## FREE THROW PERCENTAGE

Year	Player	Made	Att.	Avg.
1985-86	Scott McCants	58	76	.763
1986-87	Jeff Klingler	42	50	.840
1987-88	Bob Smith	77	100	.770
1988-89	Darrell Richardson	37	47	.787
1989-90	Bob Smith	59	69	.855
1990-91	Demetrius Clements	71	86	.826
1991-92	Shane Teagarden	33	36	.917
1992-93	Shane Teagarden	72	87	.828
1993-94	Chris Boller	30	37	.811
1994-95	Kevin Rhodes	38	48	.792
1995-96	Mark Buckingham	42	50	.840
1996-97	David Kutcher	38	51	.745
1997-98	Brandon Creason	49	59	.831
1998-99	Brandon Creason	43	50	.860
1999-00	Bill Heisler	37	44	.841
2000-01	Bill Heisler	28	36	.778
2001-02	Cory Fosdyck	50	61	.820
2002-03	J.D. Summers	66	82	.805
2003-04	T.J. Gray	43	48	.896

2004-05	Troy Okeson	31	34	.912
2005-06	David Jackson	101	125	.808
2006-07	Sammy Hunter	87	116	.750
2007-08	David Jackson	100	124	.806
2008-09	David Nurse	53	61	.869
2009-10	Matt Lander	74	92	.804
2010-11	Matt Lander	164	215	.763
2011-12	Obi Emegano	117	154	.760
2012-13	Jack Houpt	33	36	.917
2013-14	Garret Covington	92	114	.800
2014-15	Garret Covington	101	122	.828
2015-16	J.C. Fuller	69	67	.881
2016-17	Garret Covington	115	131	.878
2017-18	Jeremiah Usiosefe	23	26	.895

## 3-POINT LEADERS

Year	Player	Made	Att.	Percent
1986-87	Toney Hickman	34	74	.459
1987-88	Dwayne Scott	15	45	.333
	Mike Ayers	15	55	.273
1988-89	Kevin Higgins	33	80	.413
1989-90	Johnny Hawk	37	194	.356
1990-91	Demetrius Clements	38	92	.413
1991-92	Demetrius Clements	36	110	.327
1992-93	Shane Teagarden	67	161	.416
1993-94	Kevin Rhodes	56	167	.335
1994-95	Kevin Rhodes	56	146	.384
1995-96	Garrick Vicks	40	107	.374
1996-97	Mark Buckingham	60	146	.411
1997-98	Brandon Creason	64	159	.403
1998-99	Brandon Creason	63	171	.368
1999-00	Bill Heisler	77	221	.348
2000-01	Cory Fosdyck	57	148	.385
2001-02	Quentin Mitchell	75	174	.431
2002-03	J.D. Summers	55	137	.401
2003-04	T.J. Gray	60	166	.361
2004-05	T.J. Gray	51	119	.429
2005-06	David Jackson	45	126	.357
2006-07	Troy Okeson	48	134	.358
2007-08	David Nurse	48	126	.381
2008-09	Josh Rivers	54	130	.415
2009-10	David Nurse	62	179	.346
2010-11	Jack Houpt	45	126	.357
2011-12	Ceola Clark III	86	186	.462
2012-13	Ceola Clark III	68	164	.415
2013-14	Garret Covington	70	181	.387
2014-15	Garret Covington	63	177	.356
2015-16	Garret Covington	77	182	.423
2016-17	Garret Covington	86	228	.377
2017-18	Kobe Webster	59	161	.366

## ASSISTS

Year	Player	Assist
1981-82	Eric Jackson	101
1982-83	Eric Jackson	102
1983-84	Johnny Holman	105
1984-85	Johnny Holman	96
1985-86	Daryl Reed	128
1986-87	Eric Chinn	144
1987-88	Eric Chinn	155
1988-89	Johnny Hawk	100
1989-90	Bob Smith	94
1990-91	Jack Forcine	63
1991-92	Jack Forcine	66
1992-93	Lamont Bunton	121
1993-94	Andre Humphrey	96
1994-95	Andre Humphrey	100
1995-96	Jasen Heien	115
1996-97	Tony Ackerman	164
1997-98	Tony Ackerman	107
1998-99	Brandon Creason	101
1999-00	Matt Robins	103
2000-01	Brian Williams	97
2001-02	Brian Williams	136
2002-03	Matt Robins	90
2003-04	T.J. Gray	86
2004-05	Eulis Baez	80
2005-06	David Jackson	69
2006-07	Sammy Hunter	70
2007-08	James Washington	75
2008-09	Josh Rivers	82
2009-10	Ceola Clark III	87
2010-11	Matt Lander	80
2011-12	Ceola Clark III	151
2012-13	Ceola Clark III	124
2013-14	Jabari Sandifer	92
2014-15	Jabari Sandifer	119
2015-16	Jabari Sandifer	128
2016-17	Garret Covington	89
2017-18	Kobe Webster	

## REBOUND AVERAGE

Year	Player	G	Reb.	Avg.
1981-82	Joe Dykstra	26	165	6.3
1982-83	Todd Hutcheson	31	187	6.0
1983-84	Todd Hutcheson	30	256	8.5
1984-85	J. D. Dykstra	27	159	5.9
1985-86	Cedric Wright	28	170	6.1
1986-87	Bobby Jordan	28	163	5.8
1987-88	Dwayne Scott	27	174	6.5
1988-89	Mike Hayes	28	214	7.6
1989-90	Darrell Richardson	29	209	7.2
1990-91	Ron Ateman	28	191	6.8

1991-92	Juvon McGarry	28	140	5.0
1992-93	Charles Turner	25	197	7.9
1993-94	Garrick Vicks	27	215	8.0
1994-95	Garrick Vicks	27	209	7.7
1995-96	Janthony Joseph	29	222	7.7
1996-97	Janthony Joseph	29	232	8.0
1997-98	Tony Ackerman	27	188	7.0
1998-99	Juan Martinez	28	192	6.9
1999-00	Juan Martinez	30	239	8.0
2000-01	Jamel Richardson	28	146	5.4
2001-02	Karl Petersen	28	122	4.4
2002-03	Luis Rivas	28	154	5.5
2003-04	J.D. Summers	20	95	4.8
2004-05	Eulis Baez	28	212	7.6
2005-06	Eliz Cepeda	28	144	5.1
2006-07	David Jackson	28	137	4.7
2007-08	Jerryck Owens-Murrey	30	164	5.5
2008-09	David DuBois	27	158	5.9
2009-10	James Granstra	30	154	5.1
2010-11	Kaimarr Price	28	188	6.7
2011-12	Terrell Parks	33	301	9.1
2012-13	Terrell Parks	26	249	9.6
2013-14	Michael Ochereobia	30	163	5.4
2014-15	Mohamed Conde	28	163	6.0
2015-16	Tate Stensgaard	27	135	5.4
2016-17	Mike Miklusak	28	89	8.9
2017-18	Brandon Gilbeck	28	199	7.5

## BLOCKED SHOTS

Year	Player	Blk
1981-82	John Cordes	12
1982-83	Roger Nickell	22
1983-84	Rick Resetich	18
1984-85	J.D. Dykstra	15
	Scott McCants	15
1985-86	Tom Bragg	33
1986-87	Tom Bragg	31
1987-88	Mike Hayes	20
1988-89	Mike Hayes	18
1989-90	Bob Smith	13
1990-91	Earl Johnson	38
1991-92	Jack Forcine	23
1992-93	Shelby Thurmond	83
1993-94	George Milsap	13
1994-95	Shelby Thurmond	66
1995-96	Janthony Joseph	44
1996-97	Janthony Joseph	58
1997-98	Ryan Johnston	13
1998-99	Fernando Coloneze	21
1999-00	Fernando Coloneze	17
2000-01	Jamel Richardson	25
2001-02	Karl Petersen	14
2002-03	Luis Rivas	26
2003-04	Andre Charles	9
2004-05	Eulis Baez	33
2005-06	Eliz Cepeda	22
2006-07	Lorenzo Taylor	25
2007-08	David Jackson	16
2008-09	James Granstra	15
2009-10	James Granstra	75
2010-11	Kaimarr Price	22
2011-12	Terrell Parks	46
2012-13	Terrell Parks	65
2013-14	Michael Ochereobia	45
2014-15	Jalen Chapman	18
2015-16	Brandon Gilbeck	22
2016-17	Brandon Gilbeck	85
2017-18	Brandon Gilbeck	72

## STEALS

Year	Player	Steals
1981-82	Jamie Lilly	22
1982-83	Joe Dykstra</	

## ANNUAL LEADERS

2012-13	Ceola Clark III	56
2013-14	Jabari Sandifer	35
2014-15	Garret Covington	31
2015-16	Jabari Sandifer	48
2016-17	Mike Miklusak	27
2017-18	Dalan Ancrum	28

BY YEAR

Years	Coach	Years	W-L	Pct
1910-11	Lewis	1	0-5	.000
1911-14	Albert L. Walrath	3	4-7	.364
1914-15	E.S. Dowell	1	8-0	1.000
1915-20	Erskine L. Jay	5	14-24	.368
1920-21	C.J. Roberts	1	4-6	.400
1921-22	Ray Haberman	1	5-8	.333
1922-23	Gerald Pugh	1	8-4	.667
1923-26	Howard Hawkes	3	30-9	.769
1926-29	Ralph Barclay	3	39-23	.629
1929-41	Ray Hanson	16	185-85	.685
1941-42	Wix Garner	1	4-7	.364
1942-43	Ralph Barclay	1	8-5	.615
1943-46	Bob Barnwell	3	24-22	.522
1946-47	Ray "Rock" Hanson	1	13-10	.565
1947-69	Leroy "Stix" Morley	22	365-215	.629
1969-73	Guy Ricci	4	44-58	.431
1973-77	Walt Moore	4	46-57	.447
1977-92	Jack Margenthaler	15	221-202	.522
1992-03	Jim Kerwin	11	135-174	.437
2003-08	Derek Thomas	5	40-104	.278
2008-14	Jim Molinari	6	79-104	.432
2014-Pr.	Billy Wright	4	38-72	.345

BY VICTORIES

Wins	Coach	Years	W-L	Pct
365	Leroy "Stix" Morley	1947-69 (22)	365-215	.629
221	Jack Margenthaler	1977-92 (15)	221-202	.522
198	Ray Hanson	1929-41 (17)	198-95	.676
135	Jim Kerwin	1992-03 (11)	135-174	.437
79	Jim Molinari	2008-14 (6)	79-104	.432
47	Ralph Barclay	1926-29 (4)	47-28	.623
46	Walt Moore	1973-77 (4)	46-57	.447
45	Guy Ricci	1969-73 (4)	44-58	.431
40	Derek Thomas	2003-08 (5)	40-104	.278
38	Billy Wright	2014-Pr. (4)	38-72	.345
30	Howard Hawkes	1923-26 (3)	30-9	.769
24	Bob Barnwell	1943-46 (3)	24-22	.522
14	Erskine L. Jay	1915-20 (5)	14-24	.368
8	E.S. Dowell	1914-15 (1)	8-0	1.000
8	Gerald Pugh	1922-23 (1)	8-4	.667
5	Ray Haberman	1921-22 (1)	5-8	.333
4	C.J. Roberts	1920-21 (1)	4-6	.400
4	Albert L. Walrath	1911-14 (3)	4-7	.364
4	Wix Garner	1941-42 (1)	4-7	.364
0	Coach Lewis	1910-11 (1)	0-5	.000

BY WINNING PERCENTAGE

Pct.	Coach	Years	W-L
1.000	E.S. Dowell	1914-15 (1)	8-0
.769	Howard Hawkes	1923-26 (3)	30-9
.676	Ray Hanson	1929-41 (17)	198-95
.667	Gerald Pugh	1922-23 (1)	8-4
.629	Leroy "Stix" Morley	1947-69 (22)	365-215
.623	Ralph Barclay	1926-29 (4)	47-28
.522	Bob Barnwell	1943-46 (3)	24-22
.522	Jack Margenthaler	1977-92 (15)	221-202
.432	Jim Molinari	2008-14 (6)	79-104
.447	Walt Moore	1973-77 (4)	46-57
.437	Jim Kerwin	1992-03 (11)	135-174
.431	Guy Ricci	1969-73 (4)	44-58
.400	C.J. Roberts	1920-21 (1)	4-6
.368	Erskine L. Jay	1915-20 (5)	14-24
.364	Albert L. Walrath	1911-14 (3)	4-7
.364	Wix Garner	1941-42 (1)	4-7
.345	Billy Wright	2014-Pr. (4)	38-72
.333	Ray Haberman	1921-22 (1)	5-8
.278	Derek Thomas	2003-08 (5)	40-104
.000	Coach Lewis	1910-11 (1)	0-5

HALL OF FAME MEMBERS

Bob Anderson	1989
Brad Bainter	1996
Dwayne Banks	2002
Charles Behrends	1983
Dan Braun	2008
Coleman Carrodine	1976
Joe Dykstra	1994
Todd Hutcheson	2009
James Lilly	2004
Jack Margenthaler (Coach)	2005
Bill McAfoos	1984
Grady McCollum	1984
Jack Milam	1976
Walter Moore	1975
Ron Nikceovich	1984
Ray Page	1976
Gene Redman	1998
Lupe Rios	1975
Charles Schramm	1975
Marshall Stoner	1976
Don Talbot	1983
Eugene Talbot	1983
Glenn Willard	1991
Carroll Wood	1975
1953-54 Team	2005
1957-58 Team	1995

MULTI-SPORT HALL OF FAME MEMBERS

Glenn Ausbury (MBB/FB)	1982
Ralph Barclay (MBB/FB/Base/Track)	1976
Don Coates (Base/MBB/FB/Track)	1984
Ron Cook (Football/MBB/Track)	2007
Loren Dittus (MBB/Base)	1982
Ken Epperson (MBB/FB/Track)	1996
Robert 'Pete' Fulkles (Base/MBB/FB)	1988
Gerald "Chips" Giovanine (MBB/Base)	1985
Ray "Rock" Hanson (Coach)	1974
Charles Higgs (FB/MBB/Base/Track)	1995
William Hughes (FB/MBB/Track/Tennis)	1982
Jim Johnson (FB/MBB/Base)	1985
Frank Jones (MBB/Track/Base)	1974
Arthur Justus (MBB/FB/Track)	1976
Larry Kerker (Base/MBB)	1976
Lawrence Laeding (FB/MBB/Track)	1982
Gilbert Love (MBB/Track)	1982
Ray "Red" McClure (MBB/Base)	1987
Thomas "Bert" Moore (FB/MBB/Base)	1982
Robert Nelson (FB/MBB)	1984
John "Jay" Olson (FB/MBB)	1991
Ernest Page (FB/MBB/Base)	1974
Bill "Red" Rogers (FB/MBB/Base)	1976
Richard Smith (Base/MBB)	1991
Paul Stewart (FB/MBB/Base/Track)	1974

# FINAL SUMMIT LEAGUE STANDINGS

<b>1982-83</b> .....	<b>Mid-Con</b> .....	<b>Overall</b>
<b>Western Illinois</b> .....	<b>9-3</b> .....	<b>20-11</b>
Eastern Illinois .....	8-4 .....	13-18
Missouri State .....	6-3 .....	13-15
UIC .....	7-4 .....	16-12
Northern Iowa .....	6-5 .....	13-18
Valparaiso .....	4-9 .....	13-15
Cleveland State .....	1-4 .....	8-20
Green Bay .....	2-11 .....	9-19

<b>1983-84</b> .....	<b>Mid-Con</b> .....	<b>Overall</b>
UIC .....	12-2 .....	22-7
Northern Iowa .....	10-4 .....	18-10
Missouri State .....	9-5 .....	18-10
Eastern Illinois .....	7-7 .....	15-13
<b>Western Illinois</b> .....	<b>6-8</b> .....	<b>17-13</b>
Green Bay .....	5-9 .....	9-19
Cleveland State .....	4-10 .....	14-16
Valparaiso .....	3-11 .....	9-19

<b>1984-85</b> .....	<b>Mid-Con</b> .....	<b>Overall</b>
Cleveland State .....	11-3 .....	21-8
<b>Western Illinois</b> .....	<b>10-4</b> .....	<b>14-14</b>
Eastern Illinois .....	9-5 .....	20-10
Missouri State .....	8-6 .....	17-13
UIC .....	7-7 .....	14-14
Northern Iowa .....	6-8 .....	12-16
Valparaiso .....	4-10 .....	8-20
Green Bay .....	1-13 .....	4-24

<b>1985-86</b> .....	<b>Mid-Con</b> .....	<b>Overall</b>
Cleveland State .....	13-1 .....	29-4
Missouri State .....	10-4 .....	24-8
Eastern Illinois .....	8-6 .....	19-13
<b>Western Illinois</b> .....	<b>7-7</b> .....	<b>13-15</b>
UIC .....	7-7 .....	13-16
Valparaiso .....	5-9 .....	9-19
Green Bay .....	3-11 .....	5-23
Northern Iowa .....	3-11 .....	8-19

<b>1986-87</b> .....	<b>Mid-Con</b> .....	<b>Overall</b>
Missouri State .....	13-1 .....	28-6
Cleveland State .....	10-4 .....	25-8
UIC .....	9-5 .....	17-15
Green Bay .....	8-6 .....	15-14
Northern Iowa .....	7-7 .....	13-15
Valparaiso .....	4-10 .....	12-16
Eastern Illinois .....	3-11 .....	9-19
<b>Western Illinois</b> .....	<b>2-12</b> .....	<b>12-16</b>

<b>1987-88</b> .....	<b>Mid-Con</b> .....	<b>Overall</b>
Missouri State .....	12-2 .....	22-7
Cleveland State .....	11-3 .....	22-8
Green Bay .....	9-5 .....	18-9
Eastern Illinois .....	7-7 .....	17-11
<b>Western Illinois</b> .....	<b>6-8</b> .....	<b>15-12</b>
UIC .....	4-10 .....	8-20
Northern Iowa .....	4-10 .....	10-18
Valparaiso .....	3-11 .....	12-16

<b>1988-89</b> .....	<b>Mid-Con</b> .....	<b>Overall</b>
Missouri State .....	10-2 .....	21-10
Northern Iowa .....	8-4 .....	19-9
Eastern Illinois .....	7-5 .....	16-16
Green Bay .....	6-6 .....	14-14
Valparaiso .....	4-8 .....	10-19
<b>Western Illinois</b> .....	<b>4-8</b> .....	<b>9-19</b>
UIC .....	3-9 .....	13-17
Cleveland State (..... ineligible) .....	.....	16-12

<b>1989-90</b> .....	<b>Mid-Con</b> .....	<b>Overall</b>
Missouri State .....	11-1 .....	22-7
Green Bay .....	9-3 .....	24-8
<b>Western Illinois</b> .....	<b>6-6</b> .....	<b>16-13</b>
Northern Iowa .....	6-6 .....	23-9
UIC .....	6-6 .....	16-12
Eastern Illinois .....	3-9 .....	10-18
Valparaiso .....	1-11 .....	4-24
Cleveland State .....	ineligible .....	15-13

<b>1990-91</b> .....	<b>Mid-Con</b> .....	<b>Overall</b>
Northern Illinois .....	14-2 .....	25-6
Green Bay .....	13-3 .....	24-7
Eastern Illinois .....	8-8 .....	12-16
Cleveland State .....	8-8 .....	12-16
Northern Iowa .....	8-8 .....	13-19
<b>Western Illinois</b> .....	<b>6-10</b> .....	<b>13-15</b>
Akron .....	6-10 .....	15-13
UIC .....	5-11 .....	15-15
Valparaiso .....	2-14 .....	5-22

<b>1991-92</b> .....	<b>Mid-Con</b> .....	<b>Overall</b>
Green Bay .....	14-2 .....	25-5
Akron .....	10-6 .....	16-12
UIC .....	10-6 .....	16-14
Eastern Illinois .....	9-7 .....	17-14
Wright State .....	9-7 .....	15-13
Northern Illinois .....	7-9 .....	11-17
Cleveland State .....	7-9 .....	16-13
<b>Western Illinois</b> .....	<b>4-12</b> .....	<b>10-18</b>
Valparaiso .....	2-14 .....	5-22

<b>1992-93</b> .....	<b>Mid-Con</b> .....	<b>Overall</b>
Cleveland State .....	15-1 .....	22-6
Northern Illinois .....	10-6 .....	15-12
Wright State .....	10-6 .....	20-10
UIC .....	9-7 .....	17-15
Green Bay .....	9-7 .....	13-14
Eastern Illinois .....	7-9 .....	10-17
Valparaiso .....	7-9 .....	12-16
<b>Western Illinois</b> .....	<b>4-12</b> .....	<b>8-19</b>
Youngstown State .....	1-15 .....	3-23

<b>1993-94</b> .....	<b>Mid-Con</b> .....	<b>Overall</b>
Green Bay .....	15-3 .....	27-7
UIC .....	14-4 .....	20-9
Valparaiso .....	14-4 .....	20-8
Cleveland State .....	9-9 .....	14-15
Wright State .....	9-9 .....	12-18
Eastern Illinois .....	7-11 .....	12-15
Northern Illinois .....	7-11 .....	10-17
UW-Milwaukee .....	7-11 .....	10-17
<b>Western Illinois</b> .....	<b>5-13</b> .....	<b>7-20</b>
Youngstown State .....	3-15 .....	5-21

<b>1994-95</b> .....	<b>Mid-Con</b> .....	<b>Overall</b>
Valparaiso .....	14-4 .....	20-8
<b>Western Illinois</b> .....	<b>13-5</b> .....	<b>20-8</b>
Buffalo .....	12-6 .....	18-10
Youngstown State .....	10-8 .....	18-10
Troy State .....	10-8 .....	11-16
Eastern Illinois .....	10-8 .....	16-13
UMKC .....	7-11 .....	7-19
C. Connecticut State .....	6-12 .....	8-18
Chicago State .....	6-12 .....	6-20
Northeastern Illinois .....	2-16 .....	4-22

<b>1995-96</b> .....	<b>Mid-Con</b> .....	<b>Overall</b>
Valparaiso .....	13-5 .....	22-10
<b>Western Illinois</b> .....	<b>12-6</b> .....	<b>17-12</b>
UMKC .....	10-8 .....	12-15
Buffalo .....	10-8 .....	13-14
Northeastern Illinois .....	10-8 .....	14-13
Eastern Illinois .....	9-9 .....	13-15
C. Connecticut State .....	9-9 .....	13-15
Troy State .....	8-10 .....	11-16
Youngstown State .....	7-11 .....	12-15
Chicago State .....	2-16 .....	2-25

<b>1996-97</b> .....	<b>Mid-Con</b> .....	<b>Overall</b>
Valparaiso .....	13-3 .....	24-7
Buffalo .....	11-5 .....	17-11
<b>Western Illinois</b> .....	<b>11-5</b> .....	<b>19-10</b>
Troy State .....	10-6 .....	16-11
Northeastern Illinois .....	8-8 .....	16-12
UMKC .....	7-9 .....	10-17
Youngstown State .....	4-12 .....	9-18
Chicago State .....	4-12 .....	4-23
C. Connecticut State .....	4-12 .....	8-19

<b>1997-98</b> .....	<b>Mid-Con</b> .....	<b>Overall</b>
Valparaiso .....	13-3 .....	23-10
Oral Roberts .....	12-4 .....	19-12
Youngstown State .....	11-5 .....	20-9
<b>Western Illinois</b> .....	<b>11-5</b> .....	<b>16-11</b>
Buffalo .....	9-9 .....	15-13
UMKC .....	7-9 .....	9-18
Southern Utah .....	4-12 .....	7-20
Northeastern Illinois .....	3-13 .....	6-19
Chicago State .....	2-14 .....	2-25

<b>1998-99</b> .....	<b>Mid-Con</b> .....	<b>Overall</b>
Valparaiso .....	10-4 .....	23-9
Oral Roberts .....	10-4 .....	17-11
<b>Western Illinois</b> .....	<b>9-5</b> .....	<b>16-12</b>
Youngstown State .....	9-5 .....	14-14
Southern Utah .....	6-8 .....	13-17
IUPUI .....	6-8 .....	11-16
UMKC .....	3-11 .....	8-22
Chicago State .....	3-11 .....	3-24
Oakland .....	- - .....	12-15

<b>1999-2000</b> .....	<b>Mid-Con</b> .....	<b>Overall</b>
Oakland .....	11-5 .....	13-7
Valparaiso .....	10-6 .....	19-13
UMKC .....	10-6 .....	16-13
Southern Utah .....	10-6 .....	16-13
Youngstown State .....	9-7 .....	12-16
Oral Roberts .....	8-8 .....	13-17
Chicago State .....	7-9 .....	10-18
IUPUI .....	4-12 .....	7-21
<b>Western Illinois</b> .....	<b>3-13</b> .....	<b>8-22</b>

<b>2000-01</b> .....	<b>Mid-Con</b> .....	<b>Overall</b>
Valparaiso .....	13-3 .....	24-8
Southern Utah .....	13-3 .....	25-6
Youngstown State .....	11-5 .....	19-11
UMKC .....	9-7 .....	14-16
Oakland .....	8-8 .....	12-16
IUPUI .....	6-10 .....	11-18
Oral Roberts .....	5-11 .....	10-19
<b>Western Illinois</b> .....	<b>5-11</b> .....	<b>5-23</b>
Chicago State .....	2-14 .....	5-22

# FINAL SUMMIT LEAGUE STANDINGS

<b>2001-02</b> .....	<b>Mid-Con</b> .....	<b>Overall</b>
Valparaiso .....	12-2 .....	25-8
Oral Roberts .....	10-4 .....	17-14
Oakland .....	10-4 .....	17-13
Southern Utah .....	8-6 .....	11-16
UMKC .....	7-7 .....	18-11
IUPUI .....	6-8 .....	15-15
<b>Western Illinois</b> .....	<b>3-11</b> .....	<b>12-16</b>
Chicago State .....	0-14 .....	2-26

<b>2002-03</b> .....	<b>Mid-Con</b> .....	<b>Overall</b>
Valparaiso .....	12-2 .....	20-11
IUPUI .....	10-4 .....	20-14
Oakland .....	10-4 .....	17-11
Oral Roberts .....	9-5 .....	18-10
UMKC .....	7-7 .....	9-20
Southern Utah .....	5-9 .....	11-17
<b>Western Illinois</b> .....	<b>3-11</b> .....	<b>7-21</b>
Chicago State .....	0-14 .....	3-27

<b>2003-04</b> .....	<b>Mid-Con</b> .....	<b>Overall</b>
Valparaiso .....	11-5 .....	18-13
IUPUI .....	10-6 .....	21-11
Centenary .....	10-6 .....	16-12
Oral Roberts .....	10-6 .....	17-11
UMKC .....	9-7 .....	15-14
Chicago State .....	9-7 .....	12-20
Southern Utah .....	6-10 .....	10-18
Oakland .....	6-10 .....	13-17
<b>Western Illinois</b> .....	<b>1-15</b> .....	<b>3-25</b>

<b>2004-05</b> .....	<b>Mid-Con</b> .....	<b>Overall</b>
Oral Roberts .....	13-3 .....	25-8
UMKC .....	12-4 .....	16-12
Valparaiso .....	10-6 .....	15-16
IUPUI .....	9-7 .....	16-13
<b>Western Illinois</b> .....	<b>7-9</b> .....	<b>11-17</b>
Chicago State .....	7-9 .....	9-19
Oakland .....	7-9 .....	13-19
Southern Utah .....	6-10 .....	13-15
Centenary .....	1-15 .....	3-24

<b>2005-06</b> .....	<b>Mid-Con</b> .....	<b>Overall</b>
Oral Roberts .....	13-3 .....	21-12
IUPUI .....	13-3 .....	19-10
UMKC .....	11-5 .....	14-14
Valparaiso .....	8-8 .....	17-12
Southern Utah .....	8-8 .....	10-20
Chicago State .....	8-8 .....	11-19
Oakland .....	6-10 .....	11-18
<b>Western Illinois</b> .....	<b>3-13</b> .....	<b>7-21</b>

<b>2006-07</b> .....	<b>Mid-Con</b> .....	<b>Overall</b>
Oral Roberts .....	12-2 .....	23-11
Oakland .....	10-4 .....	19-14
Valparaiso .....	9-5 .....	16-15
IUPUI .....	7-7 .....	15-15
Southern Utah .....	6-8 .....	16-14
UMKC .....	6-8 .....	12-20
<b>Western Illinois</b> .....	<b>3-11</b> .....	<b>7-23</b>
Centenary .....	3-11 .....	10-21

<b>2007-08</b> .....	<b>Summit</b> .....	<b>Overall</b>
Oral Roberts .....	16-2 .....	24-9
IUPUI .....	15-3 .....	26-7
Oakland .....	11-7 .....	17-14
North Dakota State .....	10-8 .....	16-13
Fort Wayne .....	9-9 .....	13-18
Southern Utah .....	9-9 .....	11-19
<b>Western Illinois</b> .....	<b>7-11</b> .....	<b>12-18</b>
UMKC .....	6-12 .....	11-21
Centenary .....	4-14 .....	10-21
South Dakota State .....	3-15 .....	8-21

<b>2008-09</b> .....	<b>Summit</b> .....	<b>Overall</b>
North Dakota State .....	16-2 .....	26-7
Oral Roberts .....	14-4 .....	16-15
Oakland .....	13-5 .....	23-13
IUPUI .....	9-9 .....	16-14
Southern Utah .....	8-10 .....	11-20
Fort Wayne .....	8-10 .....	13-17
South Dakota State .....	7-11 .....	13-20
Centenary .....	6-12 .....	8-23
<b>Western Illinois</b> .....	<b>6-12</b> .....	<b>9-20</b>
UMKC .....	3-15 .....	7-24

<b>2009-10</b> .....	<b>Summit</b> .....	<b>Overall</b>
Oakland .....	17-1 .....	26-9
IUPUI .....	15-3 .....	25-11
Oral Roberts .....	13-5 .....	20-13
South Dakota State .....	10-8 .....	14-16
Fort Wayne .....	9-9 .....	16-15
North Dakota State .....	8-10 .....	11-18
<b>Western Illinois</b> .....	<b>6-12</b> .....	<b>13-17</b>
UMKC .....	6-12 .....	12-18
Centenary .....	3-15 .....	8-21
Southern Utah .....	3-15 .....	7-22

<b>2010-11</b> .....	<b>Summit</b> .....	<b>Overall</b>
Oakland .....	17-1 .....	25-10
Oral Roberts .....	13-5 .....	19-16
IUPUI .....	12-6 .....	19-14
Fort Wayne .....	11-7 .....	18-12
South Dakota State .....	10-8 .....	19-12
UMKC .....	9-9 .....	16-14
North Dakota State .....	8-10 .....	14-15
Southern Utah .....	7-11 .....	11-19
<b>Western Illinois</b> .....	<b>2-16</b> .....	<b>7-23</b>
Centenary .....	1-17 .....	1-29

<b>2011-12</b> .....	<b>Summit</b> .....	<b>Overall</b>
Oral Roberts .....	17-1 .....	27-7
South Dakota State .....	15-3 .....	27-8
Oakland .....	11-7 .....	20-16
<b>Western Illinois</b> .....	<b>9-9</b> .....	<b>18-15</b>
North Dakota State .....	9-9 .....	17-14
Southern Utah .....	8-10 .....	14-17
IUPUI .....	7-11 .....	14-18
Fort Wayne .....	5-13 .....	11-19
South Dakota .....	5-13 .....	10-18
UMKC .....	4-14 .....	10-21

<b>2012-13</b> .....	<b>Summit</b> .....	<b>Overall</b>
<b>Western Illinois</b> .....	<b>13-3</b> .....	<b>22-9</b>
South Dakota State .....	13-3 .....	25-10
North Dakota State .....	12-4 .....	24-10
Oakland .....	10-6 .....	16-17
Fort Wayne .....	7-9 .....	16-17
Omaha .....	6-10 .....	11-20
South Dakota .....	5-11 .....	10-20
UMKC .....	5-11 .....	8-24
IUPUI .....	1-15 .....	6-26

<b>2013-14</b> .....	<b>Summit</b> .....	<b>Overall</b>
North Dakota State .....	12-2 .....	26-7
Fort Wayne .....	10-4 .....	25-11
South Dakota State .....	10-4 .....	19-13
Denver .....	8-6 .....	16-15
South Dakota .....	6-8 .....	12-18
Omaha .....	5-9 .....	17-15
<b>Western Illinois</b> .....	<b>4-10</b> .....	<b>10-20</b>
IUPUI .....	1-13 .....	6-26

<b>2014-15</b> .....	<b>Summit</b> .....	<b>Overall</b>
South Dakota State .....	12-4 .....	23-10
North Dakota State .....	12-4 .....	24-11
Oral Roberts .....	10-6 .....	19-15
Fort Wayne .....	9-7 .....	16-15
South Dakota .....	9-7 .....	17-16
Denver .....	6-10 .....	12-18
IUPUI .....	6-10 .....	10-21
Omaha .....	5-11 .....	12-17
<b>Western Illinois</b> .....	<b>3-13</b> .....	<b>8-20</b>

<b>2015-16</b> .....	<b>Summit</b> .....	<b>Overall</b>
South Dakota State .....	12-4 .....	26-8
Fort Wayne .....	12-4 .....	24-10
Omaha .....	10-6 .....	18-14
IUPUI .....	9-7 .....	13-19
North Dakota State .....	8-8 .....	20-13
Denver .....	7-9 .....	16-15
Oral Roberts .....	6-10 .....	14-17
South Dakota .....	5-11 .....	14-18
<b>Western Illinois</b> .....	<b>3-13</b> .....	<b>10-17</b>

<b>2016-17</b> .....	<b>Summit</b> .....	<b>Overall</b>
South Dakota .....	12-4 .....	22-12
North Dakota State .....	11-5 .....	18-11
Omaha .....	9-7 .....	18-14
Fort Wayne .....	8-8 .....	20-13
Denver .....	8-8 .....	16-14
South Dakota State .....	8-8 .....	18-17
IUPUI .....	7-9 .....	14-18
<b>Western Illinois</b> .....	<b>5-11</b> .....	<b>8-20</b>
Oral Roberts .....	4-12 .....	8-22

<b>2017-18</b> .....	<b>Summit</b> .....	<b>Overall</b>
South Dakota South .....	13-1 .....	28-7
South Dakota .....	11-3 .....	26-9
Denver .....	8-6 .....	15-15
Fort Wayne .....	7-7 .....	18-15
North Dakota State .....	5-9 .....	15-17
Oral Roberts .....	5-9 .....	11-21
Omaha .....	4-10 .....	9-22
<b>Western Illinois</b> .....	<b>3-11</b> .....	<b>12-16</b>

# YEAR-BY-YEAR RESULTS

**1904-05 (3-5)**

J. 7	Galesburg HS	L	17-25
J. 28	Canton HS	W	57-17
F. 3	Galesburg HS	L	29-37
F. 17	Hedding College	W	31-16
F. 24	Canton HS	L	15-24
M. 10	Northern Illinois	L	14-35
M. 18	Hedding College	W	38-12
M. 24	Illinois State	L	21-22

**1910-11 (2-5)**

D. 9	Galesburg HS	L	37-57
D. 16	Table Grove HS	W	35-20
J. 6	Canton HS	L	19-57
J. 20	Canton HS	L	36-43
J. 27	Galesburg HS	L	36-59
F. 10	Carthage	W	38-32
F. 24	Carthage	L	28-34

**1914-1915 (8-0)**

J. 8	Canton HS	W	38-26
J. 15	Carthage	W	30-22
J. 22	Illinois State	W	26-24
J. 29	Canton HS	W	28-23
F. 12	Carthage	W	34-14
F. 26	Christian University	W	35-19
M. 5	Washington HS	W	40-32
M. 12	Christian University	W	54-13

**1915-16**

J. 14	Augustana		
J. 15	Lombard		
J. 20	Eureka		
J. 21	Illinois State		
F. 3	William and Vashti		
F. 4	Carthage		
F. 9	Lombard		
F. 25	Carthage		

**1916-17 (9-8)**

D. 15	Lewistown	W	45-9
J. 5	Lombard	L	24-27
J. 6	William and Vishti	L	30-32
J. 10	Hedding	W	22-14
J. 12	Carthage	W	23-16
J. 19	Hedding	W	13-9
J. 22	Eureka	L	18-40
J. 26	Christ. U.	W	21-19
F. 2	St. Francis	L	24-43
F. 3	Illinois College	L	16-45
F. 9	Carthage	W	21-19
F. 23	Christ. U.	W	20-12
M. 1	Lombard	L	20-32
M. 2	Shurtleff	W	33-13
M. 2	Hedding	W	32-11
M. 3	McKendree	L	5-22
M. 3	Southern Illinois	L	18-36

**1917-18 (4-6)**

	at Hedding	L	22-36
	at Augustana	L	28-44
	Culver-Stockton	L	5-29
	at Culver-Stockton	W	25-24
	Carthage	W	39-24
F. 15	Hedding (5 OT)	L	27-28
F. 22	Quincy	W	43-24
	Blackburn^	W	35-28
	Southern Illinois^	L	20-30
	McKendree^	L	24-32

^Little 19 Tournament

**1918-19 (0-5)**

J. 10	Quincy College	L	14-16
J. 17	Lombard	L	7-12
J. 25	at Carthage		
J. 28	Hedding	L	22-28
F. 1	at Quincy College	L	14-25
F. 5	at Lombard		
F. 7	Carthage	L	17-31
F. 22	at Hedding		

**1919-20 (1-10)**

	Eureka	L	9-33
	Carthage	L	24-28
	Lombard	L	12-28
	Hedding	L	10-25
	Quincy	L	19-21
	Lombard	L	8-46
	Hedding	L	22-23
	Carthage	L	11-12
	Southern Illinois	L	31-32
	Blackburn	W	21-18
	Southern Illinois	L	19-27

**1920-21 (4-6)**

J. 12	at Hedding	L	10-42
J. 14	at Carthage	L	15-17
J. 18	Hedding	L	16-20
J. 22	at Quincy	L	9-41
F. 4	Lincoln	L	15-27
F. 12	Carthage	L	17-24

**1921-22 (5-8)**

D. 10	at Knox	L	11-43
D. 16	at Illinois College	L	24-31
D. 17	at Bradley	L	6-34
J. 7	Culver-Stockton	W	25-7
J. 13	Quincy (OT)	W	24-23
J. 20	at Culver-Stockton	W	28-25
J. 24	Carthage	W	28-13
J. 31	Quincy YMCA	W	21-11
F. 3	at Lincoln	L	22-28
F. 11	at Quincy	L	13-14
F. 25	at Hedding	L	15-23
M. 3	at Carthage (3 OT)	L	24-25
M. 11	Hedding	L	17-30

**1922-23 (8-5)**

D. 15	at Eureka	W	18-15
D. 21	LaCrosse	L	12-37
J. 19	at Burlington JC	W	22-13
J. 21	Quincy	W	19-6
J. 23	at Lombard	L	42-23
J. 26	Carthage	L	12-16
J. 27	Eureka	W	24-19
F. 6	Mount Morris	W	32-21
F. 9	at Quincy	W	23-12
F. 13	at Monmouth	L	15-19
F. 19	Monmouth	W	24-22
F. 23	at Carthage	L	14-26
F. 27	Burlington JC	W	29-13

**1923-24 (8-5)**

D. 21	at Knox	L	20-43
J. 8	Carthage	W	18-6
J. 11	at Lincoln	W	23-8
J. 12	at Illinois State	L	24-35
J. 19	Shurtleff	L	15-18
J. 30	at Monmouth	W	29-26
F. 2	Quincy	W	40-9
F. 8	at Quincy	W	27-15
F. 14	at St. Ambrose	W	21-14

F. 15	at Augustana	L	23-25
F. 18	Lincoln	W	27-20
F. 27	at Carthage	L	21-22

**1924-25 (10-2)  
3rd place Little 19**

J. 9	Quincy	W	47-13
J. 13	Oshkosh	W	46-16
J. 15	Illinois College	L	26-46
J. 16	Shurtleff	W	28-25
J. 17	McKendree	L	29-39
J. 19	Arkansas Aggies	W	40-11
J. 29	Lincoln	W	37-22
J. 30	Illinois State	W	29-24
F. 5	Shurtleff	W	36-23
F. 11	Illinois College	W	33-14
F. 20	Illinois State	W	49-20
F. 24	Carthage (OT)	L	30-24
F. 26	McKendree	W	35-21

**1925-26 (11-2)**

D. 18	Lincoln	W	31-30
D. 30	Alumni	W	32-23
J. 9	Quincy	W	32-10
J. 16	Mount Morris	W	39-16
J. 20	Arkansas Aggies	W	22-20
J. 23	Carthage	W	15-13
J. 29	Culver-Stockton	W	43-32
F. 6	Quincy	W	21-16
F. 11	Wheaton	L	39-34
F. 12	Mount Morris	W	38-30
F. 13	Northwestern	W	61-18
F. 19	McKendree	W	20-16
F. 26	Lincoln	L	26-37
M. 4	Carthage	W	27-19

**1926-27 (8-12)**

D. 11	Gem City Business Coll.	W	25-23
D. 16	Bradley	L	25-36
D. 17	Lincoln	L	25-28
D. 18	Knox	L	21-23
D. 29	Alumni (OT)	L	24-25
J. 8	Mount Morris	W	34-21
J. 12	St. Viator	L	33-24
J. 13	Wheaton	W	20-18
J. 14	Mount Morris	L	20-22
J. 15	North Central	L	20-22
J. 21	Iowa Wesleyan	W	50-14
J. 29	Illinois College	W	26-25
F. 2	Augustana	L	12-27
F. 4	McKendree	W	27-23
F. 8	Carthage	W	29-16
F. 10	Shurtleff	L	30-40
F. 11	McKendree	L	30-34
F. 18	Shurtleff	L	32-25
F. 24	Eureka	L	20-23
F. 26	Lincoln	L	22-35
M. 1	Carthage	W	28-21

**1927-28 (16-4)  
2nd place Little 19**

D. 17	Keokuk Trojans/	W	36-19
J. 7	Canton	W	23-21
J. 10	Illinois State	W	17-16
J. 13	Lincoln	W	36-22
J. 20	Wheaton	W	43-15
J. 24	Carthage	W	39-25
J. 25	Iowa Wesleyan	L	22-24
J. 31	Illinois State	W	35-26
F. 4	McKendree	L	35-44
F. 10	Eastern Illinois	L	25-38
F. 10	Illinois State	W	42-24

# YEAR-BY-YEAR RESULTS

F. 10	Northern Illinois	W	41-27
F. 11	Eastern Illinois	W	39-28
F. 11	Southern Illinois	L	31-36
F. 14	Lincoln	W	34-26
F. 17	Shurtleff (OT)	W	55-46
F. 24	Eureka	W	41-31
M. 2	North Central	W	44-27
M. 6	Carthage	W	62-22
M. 20	Long Beach A.C.	W	29-28

### 1928-29 (14-6)

D. 14	Lincoln	W	50-11
D. 19	Knox	W	34-16
D. 27	Alumni	W	30-26
J. 2	Canton Legion	W	31-18
J. 5	Illinois State	W	42-25
J. 11	Bradley	W	37-30
J. 12	St. Ambrose	W	19-13
J. 18	Lombard	L	33-50
J. 25	Augustana	W	37-20
J. 29	Illinois State	L	22-26
F. 1	Eureka	L	28-29
F. 5	Carthage	W	31-19
F. 9	Lombard	L	21-35
F. 15	Shurtleff	W	44-29
F. 19	Lincoln	W	30-23
F. 22	McKendree	L	26-33
F. 26	Carthage	W	28-17
F. 8	Eureka	L	25-50
F. 11	Iowa Wesleyan	W	33-30
M. 1	Northern Illinois	W	42-22
M. 2	Eastern Illinois	W	40-24
M. 2	Illinois State	L	32-40

### 1929-30 (10-6)

D. 12	Weaver Wildcats	L	17-19
J. 7	Universal Aviation	W	59-13
J. 10	Carthage	L	22-29
J. 14	Knox	L	22-32
J. 16	Southern Illinois	W	49-26
J. 24	Eureka	L	23-38
F. 1	Lombard	L	23-25
F. 4	Carthage	W	27-24
F. 6	Shurtleff	L	25-46
F. 8	Illinois College	W	32-29
F. 11	Knox	W	26-24
F. 14	Shurtleff	W	36-30
F. 18	St. Viator	W	29-24
F. 21	Augustana	W	40-35
F. 26	Bradley	L	33-43
F. 28	Northern Illinois	W	40-22
F. 28	Southern Illinois	L	29-31
M. 1	Illinois State	L	25-35
M. 1	Northern Illinois	W	40-22
M. 3	Wheaton	W	57-30
M. 6	Lombard	W	35-23

### 1930-31 (13-2)

D. 16	St. Ambrose	W	42-36
D. 17	Culver-Stockton	W	42-26
J. 8	McKendree	W	51-30
J. 12	Iowa Wesleyan	W	31-27
J. 20	Carthage	W	45-26
J. 23	Knox	W	35-23
J. 27	Bradley	L	20-30
F. 3	Augustana	W	50-18
F. 6	Carthage	W	21-18
F. 10	Knox	W	49-35
F. 13	Shurtleff	W	36-34
F. 19	Eureka	W	48-39
F. 22	North Central	L	25-36
F. 27	Eureka	W	40-26

M. 3	Illinois College	W	44-23
------	------------------	---	-------

### 1931-32 (11-5) 4th place Little 19

D. 15	St. Ambrose	L	22-44
D. 16	Culver-Stockton	W	46-22
D. 18	at St. Viator (OT)	W	31-27
J. 9	at Illinois State	L	26-52
J. 12	Shurtleff	W	47-45
J. 15	McKendree	W	41-21
J. 19	at Carthage	W	41-31
J. 22	Elmhurst	W	43-29
J. 23	at Knox	L	37-39
J. 29	Illinois State	L	30-46
F. 2	Carthage	L	30-39
F. 5	North Central	W	58-22
F. 9	at Illinois College	W	44-33
F. 11	St. Viator	W	40-29
F. 16	Augustana	W	32-28
F. 20	at Southern Illinois	W	25-22
F. 23	Knox	W	40-34
M. 4	Illinois College	L	31-33

### 1932-33 (14-6)

D. 9	Morton JC	W	42-36
D. 17	at St. Ambrose	W	36-27
D. 30	Iowa Wesleyan	L	55-58
J. 2	Nebraska Wesleyan	W	38-28
J. 10	St. Viator	W	33-28
J. 20	Carthage	L	33-43
J. 27	at Knox	W	30-25
F. 1	at Carthage	W	44-43
F. 3	at Augustana	W	30-25
F. 4	at Elmhurst	W	33-28
F. 10	Southern Illinois	L	27-58
F. 14	Knox	L	30-38
F. 17	Eureka	W	31-18
F. 18	Illinois State	W	39-30
F. 24	at Eureka	L	41-46
F. 28	Shurtleff	W	44-37
M. 3	Illinois State^	W	36-21
M. 4	Southern Illinois^	W	27-26
M. 4	Southern Illinois^	L	25-39

^Teachers College Tournament

### 1933-34 (11-6)

D. 12	St. Ambrose	W	26-24
D. 15	at St. Ambrose	L	25-46
D. 19	Iowa Wesleyan	W	40-33
J. 2	Illinois College	W	29-25
J. 8	Carthage	W	41-27
J. 12	North Central	W	42-22
J. 13	Knox	L	18-26
J. 16	Illinois College	W	39-31
J. 26	Shurtleff	W	38-19
J. 31	Millikin	W	42-40
F. 9	Northern Illinois	L	26-29
F. 13	Carthage	L	33-35
F. 15	McKendree	W	28-25
F. 17	Northern Illinois	L	24-42
F. 20	Knox	W	50-41
F. 26	Illinois State	L	38-40
M. 3	Shurtleff	W	36-23

### 1934-35 (14-2) Little 19 Co-Champions

D. 13	Burlington J.C.	W	45-26
D. 19	Hamline	W	24-22
D. 31	Centenary	L	35-38
J. 4	McKendree	W	44-19
J. 5	Eastern Illinois	W	34-26
J. 10	St. Viator	W	35-26

J. 18	Culver-Stockton	W	32-16
J. 22	Carthage	W	33-25
J. 25	at Northern Illinois	L	30-32
J. 26	at Elmhurst	W	48-30
F. 1	at Knox	W	39-30
F. 5	at Carthage	W	31-21
F. 12	Augustana	W	27-23
F. 15	Northern Illinois	W	29-27
F. 19	Knox	W	38-37
F. 22	Bradley	W	33-30
F. 27	Shurtleff	W	49-24

### 1935-36 (13-3)

D. 13	Burlington J.C.	W	45-36
D. 20	at Shurtleff	W	47-20
J. 3	Kansas State	W	38-32
J. 7	Wheaton	W	44-27
J. 14	at Eureka	W	72-25
J. 17	Bradley	W	38-36
J. 24	Millikin	W	24-13
F. 1	at Eastern Illinois	W	39-38
F. 4	at Carthage	L	26-37
F. 7	McKendree	W	53-33
F. 14	Shurtleff	W	45-31
F. 18	Carthage	W	34-29
F. 21	Northern Illinois	W	52-27
F. 25	at St. Viator	L	32-36
F. 28	at Augustana	L	26-29
M. 3	Eureka	W	64-31
M. 6	at Northern Illinois	W	40-25

### 1936-37 (9-6)

D. 11	Lacrosse	W	38-28
D. 12	at Notre Dame	L	22-37
J. 6	Bradley	L	39-47
J. 15	Armour Tech	W	35-28
J. 19	Carthage	W	31-28
J. 26	at Illinois State	L	39-48
J. 28	Eastern Illinois	W	31-23
F. 2	at Carthage	L	36-43
F. 5	McKendree	W	38-25
F. 9	St. Viator	L	38-47
F. 12	Northern Illinois	W	40-37
F. 19	at Armour Tech	L	30-39
F. 20	Wheaton	W	42-30
F. 26	Illinois State	W	43-41
F. 27	Eureka	W	38-32

### 1937-38 (13-4)

D. 10	Concordia	W	34-33
D. 14	at St. Louis	L	31-33
D. 20	Penn College (Iowa)	W	46-37
J. 3	Monmouth^	W	31-26
J. 4	at Carthage^	W	35-30
J. 5	Augustana^	L	44-51
J. 11	Bradley	L	20-63
J. 14	Carthage	W	42-32
J. 21	Eureka	W	48-26
F. 4	Illinois State	W	33-29
F. 8	at Eureka (OT)	L	42-44
F. 11	at Northern Illinois	W	36-33
F. 12	at Wheaton	W	35-33
F. 15	Carthage	W	34-27
F. 22	Sparks	W	35-30
F. 24	at St. Viator	W	39-32
F. 26	at Illinois State	W	48-40

^Illinois-Iowa Tourney @ Rock Island

### 1938-39 (12-7)

D. 6	Sparks	W	52-29
D. 8	at Northern Iowa	L	43-51
D. 13	Saint Louis	W	41-37

# YEAR-BY-YEAR RESULTS

D. 27 Oregon L 45-60	M. 2 Eureka L 57-74	F. 16 Southern Illinois L 46-78
J. 6 Eureka W 55-25	<i>*overtime; ^Garner's first game</i>	F. 19 Augustana W 56-40
J. 13 St. Mary's W 38-36		F. 22 Illinois State W 55-45
J. 16 at Illinois State L 36-29	<b>1942-43 (8-5)</b>	
J. 18 Carthage W 37-16	D. 7 at Illinois College W 44-35	<b>1946-47 (13-10)</b>
J. 23 Eastern Illinois W 38-35	D. 14 Culver-Stockton W 36-25	D. 4 Caterpillar Diesels L 51-65
J. 30 Southern Illinois W 39-36	J. 9 Northern Illinois L 19-44	D. 11 Chanute Field W 79-30
F. 6 at Illinois Wesleyan W 54-39	J. 15 Carthage L 32-46	D. 13 Northern Iowa W 56-39
F. 8 Illinois State L 30-39	J. 16 at Illinois State W 44-41	D. 19 at St. Ambrose L 52-69
F. 15 at Eastern Illinois W 48-46	J. 22 Southern Illinois W 61-47	D. 21 DePauw L 51-55
F. 17 at Carthage W 48-25	J. 27 at Southern Illinois L 49-58	J. 6 Carthage L 29-38
F. 21 at Eureka L 49-43	J. 28 at Eastern Illinois (OT) L 42-45	J. 8 Hawaiian All-Stars W 56-51
F. 24 at Southern Illinois L 47-53	F. 5 Illinois State L 37-46	J. 9 at Quincy L 45-51
F. 27 Augustana L 41-47	F. 12 at Carthage W 26-24	J. 11 at Southern Illinois L 42-48
	F. 13 Eastern Illinois W 59-52	J. 14 Northern Illinois L 51-55
<b>1939-40 (11-7)</b>	F. 19 Illinois College W 59-48	J. 17 St. Ambrose W 54-46
<b>3rd place</b>	F. 20 at Northern Illinois L 42-55	J. 20 at Illinois College W 61-51
D. 7 Purdue L 24-47	F. 24 Culver-Stockton W 87-62	J. 21 at Eastern Illinois W 50-47
D. 9 Augustana W 32-27		J. 28 Illinois College W 53-51
D. 14 Saint Louis W 40-31	<b>1943-44 (4-11)</b>	J. 29 Illinois State W 42-40
D. 26 Oregon W 42-40	Monmouth L 34-81	F. 3 at Eureka W 61-55
D. 30 Washington U. W 34-29	D. 10 Augustana W 55-43	F. 5 at Carthage W 64-39
J. 6 Northern Iowa W 34-24	D. 15 Iowa L 34-82	F. 11 Eastern Illinois W 56-54
J. 12 Carthage W 50-31	J. 5 Monmouth L 37-44	F. 14 Southern Illinois L 49-58
J. 17 Illinois State L 35-41	J. 8 Eastern Illinois L 40-56	F. 15 at Northern Iowa W 49-42
J. 27 Southern Illinois L 36-55	J. 14 Illinois Wesleyan W 58-38	F. 21 at Northern Illinois L 52-62
J. 30 Illinois College W 46-30	J. 15 Northern Illinois L 38-49	F. 25 Eureka W 59-50
F. 2 Eastern Illinois L 44-56	J. 22 Southern Illinois L 38-42	F. 28 at Illinois State L 57-59
F. 6 Northern Illinois L 55-62	J. 26 Illinois State L 51-66	
F. 12 Carthage W 51-42	J. 28 Illinois Wesleyan W 49-45	<b>1947-48 (19-7)</b>
F. 13 at Eastern Illinois W 57-54	F. 5 Eastern Illinois L 42-44	<b>3rd place IIAC</b>
F. 16 Southern Illinois L 33-41	F. 17 Northern Illinois L 47-49	N. 27 at Peoria Caterpillars L 45-46
F. 20 Eureka W 38-34	F. 15 Augustana (OT) W 43-41	D. 4 Eureka W 49-37
F. 21 Illinois State L 25-46	F. 19 Southern Illinois L 50-56	D. 5 Concordia (Mo.) W 64-50
F. 23 Northern Illinois W 37-36	F. 25 Illinois State L 41-48	D. 6 Washington (Mo.) W 45-35
		D. 9 St. Ambrose W 61-41
<b>1940-41 (10-8)</b>	<b>1944-45 (5-11)</b>	D. 16 Quincy W 76-36
D. 7 at Purdue L 41-65	N. 29 Culver-Stockton W 46-20	D. 29 Augustana W 62-47
D. 10 at Saint Louis W 39-35	D. 5 Augustana W 40-28	D. 31 Illinois College W 76-56
D. 13 Illinois College W 42-36	D. 9 Iowa L 23-101	J. 1 Northern Illinois W 60-57
D. 19 at Eastern Illinois L 47-51	D. 16 Monmouth W 58-51	J. 6 at Northern Illinois L 55-60
J. 9 at Northern Iowa W 52-50	J. 6 Eastern Illinois L 29-55	J. 10 Concordia (Mo.) W 60-32
J. 11 Eastern Illinois W 52-46	J. 8 Illinois Wesleyan L 55-69	J. 14 at Illinois State L 73-56
J. 13 Carthage W 48-42	J. 13 Northern Illinois L 34-57	J. 15 Illinois College W 53-44
J. 17 Augustana W 39-36	J. 17 Illinois State L 41-54	J. 24 at Southern Illinois L 58-73
J. 29 Hong Wah Kues W 56-27	J. 22 Eastern Illinois W 53-46	J. 26 St. Ambrose W 60-53
J. 31 Northern Illinois L 32-33	J. 27 Southern Illinois L 33-43	J. 28 Northern Illinois W 63-49
F. 4 at Illinois State L 39-47	J. 29 Monmouth (OT) L 48-50	J. 30 Eastern Illinois W 68-54
F. 14 at Carthage W 52-40	F. 3 Illinois Wesleyan L 39-58	J. 31 Illinois College W 74-63
F. 15 Southern Illinois W 65-58	F. 10 Northern Illinois L 41-49	F. 2 Eureka W 62-44
F. 18 Eureka W 40-29	F. 12 Augustana L 41-43	F. 3 Illinois State W 76-55
F. 26 Illinois State L 37-39	F. 17 Southern Illinois L 41-65	F. 9 at Millikin L 56-59
F. 27 Eureka L 40-50	F. 23 Illinois State W 50-42	F. 13 Southern Illinois W 71-48
M. 1 at Northern Illinois L 48-62		F. 14 Carthage W 81-57
M. 4 at Southern Illinois L 45-60	<b>1945-46 (14-5)</b>	F. 19 Carthage W 58-36
	<b>2nd place IIAC</b>	F. 27 at Eastern Illinois L 67-69
<b>1941-42 (7-8)</b>	D. 1 Iowa Wesleyan W 62-33	M. 2 at Southern Illinois L 47-69
D. 17 at Illinois College (OT) W 61-56	D. 8 St. Ambrose W 38-29	
J. 6 Globe Trotters W 36-26	D. 15 at Chicago L 40-57	<b>1948-49 (24-7, 5-3)</b>
J. 8 Eastern Illinois W 43-37	D. 18 Arkansas State W 51-35	<b>IIAC co-champions</b>
J. 13 at Carthage (OT) W* 44-38	J. 5 at Illinois College W 55-43	D. 1 Simpson W 67-54
J. 17^ at Northern Iowa L 35-40	J. 8 Carthage W 60-35	D. 2 at Culver-Stockton W 60-40
J. 23 at Illinois State L 40-76	J. 12 Northern Illinois L 42-53	D. 4 at Minnesota L 46-68
J. 30 at Eastern Illinois L 48-59	J. 18 Eastern Illinois W 59-53	D. 8 St. Thomas W 59-45
J. 31 Burlington JC W 44-29	J. 19 Millikin W 61-44	D. 13 at SE Louisiana W 67-56
F. 2 Eureka W 35-33	J. 23 Alton Ionized L 43-44	D. 15 at Louisiana Tech W 57-37
F. 6 Northern Iowa L 45-60	J. 27 Southern Illinois L 56-57	D. 16 at NW Louisiana W 56-53
F. 12 Southern Illinois L 47-53	J. 30 Carthage W 54-44	D. 17 at NW Louisiana L 50-56
F. 14 Northern Illinois L 25-61	F. 1 Illinois State W 55-46	D. 18 at Shurtleff W 71-44
F. 19 Carthage W 49-43	F. 4 Illinois College W 52-41	D. 29 at Dubuque College W 69-56
F. 23 Illinois State L 40-74	F. 10 Northern Illinois W 50-40	D. 30 at Northern Illinois W 55-45
F. 27 Northern Illinois L 42-47	F. 13 Eastern Illinois W 63-45	D. 31 South Dakota State W 64-41

# YEAR-BY-YEAR RESULTS

J. 5	at Loras	W	58-49
J. 8	*Illinois State	W	85-49
J. 14	at Eastern Illinois	L	55-64
J. 17	Millikin	W	68-67
J. 22	*Northern Illinois	W	68-59
J. 25	Eureka	W	56-45
J. 29	at *Southern Illinois	L	54-56
F. 1	at Carthage	W	89-46
F. 2	Washington (Mo.)	W	45-41
F. 5	at *Illinois State	L	51-63
F. 8	Carthage	W	64-37
F. 11	*Eastern Illinois	W	57-53
F. 12	at Washington (Mo.)	L	38-50
F. 15	at St. Ambrose	W	57-43
F. 17	at Quincy	W	80-71
F. 21	at *Northern Illinois	W	63-46
F. 23	at Millikin (OT)	W	59-56
F. 26	Southern Illinois	W	64-55
M. 2	at **Illinois Wesleyan	L	49-56

\*IIAC game; \*\*NAIB playoffs

## 1949-50 (17-6) IIAC co-champions

D. 1	Simpson	W	62-60
D. 2	Peru State	W	59-48
D. 5	SE Louisiana	W	61-58
D. 9	Dubuque	W	68-42
D. 17	Platteville	W	76-66
D. 19	Quincy	W	74-46
D. 23	at Illinois Wesleyan	W	74-64
J. 4	at Loras (OT)	L	73-79
J. 7	at *Illinois State	W	72-60
J. 10	Carthage	W	64-46
J. 14	*Northern Illinois	W	57-43
J. 18	at *Eastern Illinois	L	53-62
J. 21	at Washington (Mo.)	L	37-64
J. 23	at William Penn	W	88-64
J. 28	*Southern Illinois (OT)	W	68-66
F. 1	William Penn	W	76-40
F. 4	*Illinois State	W	63-52
F. 11	at *Northern Illinois	W	61-53
F. 14	at Carthage	W	94-59
F. 18	*Eastern Illinois	W	73-50
F. 20	at Millikin	L	97-72
F. 25	at *Southern Illinois	L	35-60
M. 9	at **Southern Illinois	L	62-65

\*IIAC game; \*\*NAIB playoffs

## 1950-51 (18-9) 2nd place IIAC

N. 30	Culver-Stockton	L	54-60
D. 1	Simpson	W	60-49
D. 6	Platteville	W	56-51
D. 8	Loras	W	65-60
D. 9	Dubuque	W	72-67
D. 13	Quincy	W	93-67
D. 14	Austin of Texas	W	76-45
D. 18	St. Ambrose	W	70-60
D. 21	Illinois Wesleyan	L	65-70
D. 30	Loras	L	49-59
J. 4	*Central Michigan	W	58-53
J. 6	*Eastern Michigan	W	63-50
J. 10	*Illinois State	W	58-48
J. 13	*Southern Illinois	L	57-60
J. 18	*Eastern Michigan	W	75-59
J. 20	*Central Michigan	W	66-52
J. 24	*Eastern Illinois	W	83-73
J. 27	*Northern Illinois	L	59-67
J. 29	Millikin	W	69-64
J. 31	Washington (Mo.)	L	49-58
F. 5	Carthage	W	62-56
F. 10	*Eastern Illinois	L	63-85

F. 16	*Northern Illinois	W	94-75
F. 21	*Illinois State	L	70-75
F. 24	*Southern Illinois	W	73-51
F. 26	Carthage	W	98-69
M. 1	Quincy	L	64-85

\*IIAC game

## 1951-52 (12-10, 4-8) T-5th place IIAC

N. 30	Peru State	W	74-66
D. 1	Simpson	W	72-66
D. 8	at Loras	W	61-38
D. 11	at Millikin	L	56-66
D. 14	Northern Illinois	W	71-56
D. 19	Central Michigan	L	54-60
J. 4	Baldwin-Wallace	W	63-62
J. 8	at Illinois College	W	76-53
J. 10	Southern Illinois	W	58-50
J. 17	at Eastern Michigan	L	52-62
J. 19	at Central Michigan	W	48-45
J. 23	at Quincy	L	49-65
J. 26	Eastern Illinois	L	61-85
J. 29	at Carthage	W	53-46
F. 1	Illinois College	W	80-58
F. 7	at Southern Illinois	L	47-67
F. 9	at Illinois State	L	67-72
F. 12	Carthage	W	58-53
F. 16	at Northern Illinois	L	59-62
F. 20	Illinois State	L	59-68
F. 23	at Eastern Illinois	L	63-80
F. 26	Quincy (2 OT)	W	54-51

## 1952-53 (12-10, 4-8) 6th place IIAC

D. 6	Platteville	W	75-69
D. 8	Loras	W	75-58
D. 12	Illinois State	L	61-63
D. 13	at Millikin	L	71-84
D. 19	Eastern Michigan	L	63-72
D. 20	Central Michigan	W	72-65
J. 9	at Eastern Illinois	L	51-57
J. 10	at Southern Illinois	L	63-65
J. 16	at Eastern Michigan	L	68-72
J. 17	at Central Michigan	L	65-66
J. 21	Carthage	W	96-62
J. 23	Millikin	W	73-62
J. 27	Quincy	W	75-69
J. 30	at Illinois College	W	101-61
F. 6	at Northern Illinois	L	90-99
F. 7	at Illinois State	L	77-90
F. 12	at Carthage	W	101-87
F. 14	Northern Illinois	W	78-67
F. 20	Eastern Illinois	W	87-81
F. 21	Southern Illinois	W	82-74
F. 25	at Quincy	L	68-83
F. 27	Illinois College	W	99-70

## 1953-54 (19-8, 6-6) 4th place IIAC | 2nd place NAIA

D. 4	at Loras	L	64-75
D. 5	at Platteville	W	88-87
D. 11	at Carthage	W	107-83
D. 18	Iowa Wesleyan	W	98-62
D. 18	Central Michigan	W	75-64
D. 19	Eastern Michigan	W	89-62
J. 9	at Eastern Illinois (OT)	L	87-88
J. 11	at Southern Illinois	L	46-72
J. 18	Northern Illinois	W	74-58
J. 23	Millikin	W	77-69
J. 25	Quincy	W	97-86
J. 30	at Illinois State	W	86-75
F. 1	at Northern Illinois	L	69-73

F. 6	at Central Michigan (OT)	L	64-70
F. 8	at Eastern Michigan	W	75-74
F. 13	Southern Illinois	W	79-77
F. 15	Eastern Illinois	L	80-82
F. 20	at Quincy	W	101-75
F. 24	at Millikin	L	79-97
F. 26	Carthage	W	101-71
M. 3	Illinois Wesleyan#	W	75-64
M. 5	Millikin#	W	65-58
M. 8	Morris Harvey (W.V.)^	W	84-68
M. 10	SE Oklahoma (OT)^	W*	79-74
M. 11	SE Louisiana^	W*	84-79
M. 12	Missouri State^	W	78-75
M. 13	St. Benedict's^^	L	56-62

#NAIA Regionals; \*overtime

^NAIA Nationals (Kansas City, Mo.)

^^NAIA National Championship Game

## 1954-55 (27-3, 11-1) IIAC champions | 3rd place NAIA

D. 3	Northwest Missouri St.	W	80-72
D. 11	Loras	W	77-58
D. 13	St. Ambrose (6 OT)	W	58-57
D. 17	Rockhurst	L	65-72
D. 18	East Texas State	W	85-75
D. 28	Monmouth	W	95-77
D. 29	Quincy	W	97-84
D. 30	St. Ambrose	W	69-50
J. 1	Millikin	W	89-76
J. 5	Millikin	W	95-74
J. 8	Northern Illinois	W	108-84
J. 13	Northern Illinois	W	96-75
J. 15	Illinois State	W	86-84
J. 18	Eastern Illinois	W	102-86
J. 22	Southern Illinois	L	71-76
J. 25	Regis (Col.)	W	77-60
J. 27	Eastern Michigan	W	79-69
J. 29	Central Michigan	W	83-67
F. 3	Eastern Illinois	W	80-76
F. 5	Southern Illinois	W	68-44
F. 10	Quincy (OT)	W	83-76
F. 17	Illinois State	W	111-96
F. 19	Quincy	W	89-65
F. 24	Eastern Michigan	W	101-77
F. 26	Central Michigan	W	111-92
M. 8	Regis (Col.)^	W	76-60
M. 9	Northwest Missouri^	W	86-85
M. 10	Gustavus Adolphus^	W	50-49
M. 15	Southeast Oklahoma^	L	61-68
M. 16	Arkansas Poly.^^	W	74-77

^NAIA Nationals (Kansas City, Mo.)

^^NAIA consolation game

## 1955-56 (28-3) IIAC champions | NAIA District 20 champions

D. 1	Illinois College	W	74-47
D. 3	at Iowa Wesleyan	W	116-80
D. 5	at NW Missouri State	L	75-82
D. 7	Iowa Wesleyan	W	91-57
D. 9	at Quincy	W	73-62
D. 12	at St. Ambrose	W	105-66
D. 13	at Loras	W	79-55
D. 15	Wayland Baptist	W	104-75
D. 17	Northern Illinois	W	93-64
D. 19	Pine Sol All-Stars^^	W	88-81
D. 20	Pine Sol All-Stars^^	W	86-85
D. 22	at SE Louisiana^^	W	82-70
D. 28	at Nebraska-Omaha^^	W	89-65
D. 29	at Texas Southern^^	W	78-74
D. 30	at Gustavus Adolphus^^	W	83-72
J. 6	at Illinois State	W	126-92
J. 7	at Northern Illinois	W	96-77

# YEAR-BY-YEAR RESULTS

J. 9	Quincy	W	90-81
J. 13	at Central Michigan	W	114-83
J. 14	at Eastern Michigan	W	103-62
J. 18	at Illinois College	W	94-58
J. 27	Southern Illinois	W	72-57
J. 28	Eastern Illinois	W	100-83
F. 11	Illinois State	W	108-77
F. 17	Central Michigan	W	128-80
F. 18	Eastern Michigan	W	110-68
F. 24	at Eastern Illinois	W	93-86
F. 25	at Southern Illinois	L	66-69
M. 5	Southern Illinois	W	80-74
M. 6	Wheaton	W	83-82
M. 12	East New Mexico <sup>^</sup>	W	114-87
	Pacific Lutheran <sup>^</sup>	W	72-67
M. 14	Pittsburg State <sup>^</sup>	L	76-86

<sup>^</sup>NAIA Nationals (Kansas City, Mo.)

<sup>^^</sup> NAIA Tipoff-Omaha

### 1956-57 (22-3, 10-2) IIAC champions

D. 1	Illinois College	W	88-63
D. 4	Wisconsin-Eau Claire	W	86-74
D. 5	Winona State	W	84-60
D. 13	Quincy	W	64-57
D. 14	St. Ambrose	W	75-46
D. 21	Northern Illinois	W	83-74
D. 22	Illinois State	W	92-88
J. 3	Gustavus Adolphus	W	99-65
J. 8	Loras	W	91-76
J. 11	Eastern Michigan	W	86-82
J. 12	Central Michigan	W	73-57
J. 18	Eastern Illinois	W	97-70
J. 19	Southern Illinois	W	80-60
J. 26	Illinois College	W	89-65
J. 31	St. Ambrose	W	58-54
F. 5	Quincy	W	86-67
F. 8	Illinois State	L	77-82
F. 15	Eastern Michigan	W	86-65
F. 16	Central Michigan	W	97-58
F. 22	Eastern Illinois	W	88-75
F. 23	Southern Illinois (2 OT)	L	83-88
M. 2	Northern Illinois	W	100-76
M. 12	S. Arkansas St. <sup>^</sup>	W	101-70
M. 13	William Jewell <sup>^</sup>	W	80-67
M. 14	Tennessee A&I <sup>^</sup>	L	88-90

<sup>^</sup>NAIA Nationals (Kansas City, Mo.)

### 1957-58 (27-1, 12-0) IIAC champions

D. 2	Winona State	W	87-73
D. 3	at Cornell	W	86-76
D. 6	at Quincy	W	61-60
D. 7	Wisconsin-Eau Claire	W	107-85
D. 13	at Loras	W	76-71
D. 14	at St. Ambrose	W	78-77
D. 20	at Central Michigan	W	69-42
D. 21	at Eastern Michigan	W	93-61
J. 2	William Jewell	W	72-58
J. 3	Tennessee A & I	W	79-75
J. 10	Southern Illinois	W	83-63
J. 11	Eastern Illinois	W	88-65
J. 15	St. Ambrose	W	77-63
J. 22	Quincy	W	72-67
J. 25	at Gustavus Adolphus	W	81-64
F. 1	Illinois State	W	77-66
F. 7	Central Michigan	W	89-57
F. 8	Eastern Michigan	W	106-67
F. 14	at Eastern Illinois (OT)	W	85-83
F. 15	at Southern Illinois	W	65-59
F. 22	Northern Illinois	W	101-79
F. 28	at Illinois State	W	97-93

M. 1	at Northern Illinois	W	62-61
M. 12	Georgia Southern	W	74-62
M. 13	Pasadena	W	83-80
M. 14	Youngstown State	W	70-67
M. 15	Georgetown (Ky.)	W	86-81
M. 16	Tennessee A & I	L	73-85

### 1958-59 (16-11, 6-6) (3rd Place in IIAC)

D. 2	Cornell	W	87-79
D. 5	at NE Missouri State	W	72-71
D. 10	at St. Ambrose	W	106-69
D. 12	Quincy	L	75-80
D. 19	Eastern Illinois	W	76-72
D. 20	Southern Illinois	L	92-94
D. 22	Texas Southern	W	94-87
D. 27	Hamline	W	75-68
D. 28	Quincy	W	96-78
D. 30	Tennessee A & I	L	54-114
J. 7	at Quincy	W	78-68
J. 10	at Southern Illinois	L	86-91
J. 14	St. Ambrose	L	72-102
J. 16	Illinois State	L	71-74
J. 23	Eastern Michigan (OT)	W	95-87
J. 24	Central Michigan	W	98-75
J. 27	Morehead State (OT)	W	89-83
J. 31	Kentucky Wesleyan (3 OT)	W	95-90
F. 3	Steubenville (Ohio)	W	81-77
F. 6	at Eastern Illinois	L	67-83
F. 14	Northern Illinois	W	108-82
F. 19	at Northern Illinois	L	63-79
F. 21	at Illinois State	L	85-94
F. 27	at Eastern Michigan	L	73-74
F. 28	at Central Michigan	L	56-70
M. 12	Centenary	L	76-84
M. 13	Abilene	L	81-85

### 1959-60 (18-7) IIAC Co-Champions

D. 1	MacMurray	W	87-74
D. 3	at Notre Dame	L	59-77
D. 5	Northeast Missouri St. (2 OT)	W	73-72
D. 9	at St. Ambrose	W	105-66
D. 11	at Quincy	L	72-73
D. 19	Steubenville (Ohio)	L	62-85
D. 28	vs. Millikin	W	105-84
D. 29	vs. Emporia State	W	65-58
D. 30	vs. Southern Illinois	W	86-78
J. 6	Quincy	W	89-71
J. 9	Illinois State	W	88-76
J. 15	Central Michigan	W	70-69
J. 16	Eastern Michigan	W	129-67
J. 22	at Eastern Illinois (2 OT)	W	88-83
J. 23	at Southern Illinois	L	84-96
J. 27	at St. Ambrose	W	79-76
J. 29	at Morehead State	W	79-64
J. 30	at Concordia	L	76-101
F. 6	Northern Illinois	W	86-72
F. 10	Illinois State	W	75-74
F. 13	Northern Illinois	L	84-90
F. 19	at Central Michigan	L	75-95
F. 20	at Eastern Michigan	W	82-69
F. 26	Southern Illinois	W	77-74
F. 27	Eastern Illinois	W	103-74

### 1960-61 (12-12, 7-5) (T-3rd Place in IIAC)

D. 1	at Notre Dame	L	56-79
D. 3	at St. Ambrose	W	94-90
D. 5	at MacMurray	L	84-91
D. 7	at Northeast Missouri St.	L	72-77
D. 13	Quincy	W	93-82

D. 16	Illinois State	L	63-66
D. 27	vs. Emporia State	L	67-86
D. 28	vs. Villa Madonna	L	76-85
D. 29	at Quincy	L	83-91
J. 7	Eastern Michigan	W	107-67
J. 7	Central Michigan	W	106-73
J. 13	at Eastern Illinois	L	73-86
J. 14	at Southern Illinois	L	72-95
J. 18	at Quincy	W	97-56
J. 21	at Northern Illinois	W	91-78
J. 27	Northeast Missouri St.	L	74-79
J. 28	Chicago Teachers	W	103-55
F. 3	Northern Illinois	L	75-76
F. 4	at Illinois State	W	88-82
F. 10	at Eastern Michigan	W	88-78
F. 11	at Central Michigan	W	74-61
F. 17	Eastern Illinois	W	100-79
F. 18	Southern Illinois	L	69-77
F. 24	St. Ambrose	W	90-73

### 1961-62 (21-11, 8-4) T-2nd Place IIAC | 4th Place NAIA

D. 1	MacMurray	W	87-77
D. 2	Northeast Missouri St.	W	91-73
D. 6	at St. Ambrose	L	74-84
D. 9	Northern Iowa	L	75-78
D. 15	at Central Michigan	L	54-63
D. 16	at Eastern Michigan	L	55-63
D. 27	vs. Christian Brothers	W	79-76
D. 28	vs. Georgetown (KY)	W	77-76
D. 29	vs. St. Benedicts	L	65-79
J. 5	at Eastern Illinois	W	71-65
J. 6	at Southern Illinois	W	69-65
J. 10	Quincy	W	97-80
J. 13	Northern Illinois	W	68-51
J. 19	at Illinois State	L	71-83
J. 20	at Northern Illinois	W	74-63
J. 26	St. Ambrose	W	91-61
F. 2	Central Michigan	W	81-54
F. 3	Eastern Michigan	W	91-50
F. 9	Southern Illinois	W	67-53
F. 10	Eastern Illinois	W	103-78
F. 14	at Quincy	W	76-70
F. 16	at Augustana	L	62-64
F. 20	Northeast Missouri St.	L	76-82
F. 24	Illinois State	W	77-61
F. 26	at MacMurray	W	82-79
M. 6	Quincy <sup>^</sup>	W	71-63
M. 7	McKendree <sup>^</sup>	W	83-66
M. 13	at Pratt Institute <sup>^^</sup>	W	76-70
M. 14	at St. Cloud (MN) <sup>^^</sup>	W	84-68
M. 15	at Carson-Newman <sup>^^</sup>	W	91-65
M. 16	at Prairie View A & M <sup>^^</sup>	L	68-80
M. 17	at Southeast Oklahoma <sup>^^</sup>	L	62-76

<sup>^</sup> District 20 Playoffs

<sup>^^</sup> NAIA Playoffs

### 1962-63 (19-8, 6-2) District 20 Champions

N. 30	MacMurray College	W	89-76
D. 4	St. Ambrose	W	79-58
D. 7	at Northern Iowa	L	69-83
D. 11	Northeast Missouri St.	W	67-58
D. 14	at Eastern Illinois	W	79-56
D. 21	at Ball State <sup>^^^</sup>	L	79-82
D. 22	at Indiana State <sup>^^^</sup>	W	75-67
D. 26	vs. Georgetown (Ky.) <sup>^</sup>	W	107-63
D. 28	vs. Texas-Pan American <sup>^</sup>	W	93-86
D. 29	vs. Bellarmine <sup>^</sup>	L	60-62
J. 5	at Central Michigan	L	65-75
J. 11	at Northern Illinois	L	74-77
J. 12	at Illinois State	W	80-73

# YEAR-BY-YEAR RESULTS

J. 15	Wisconsin	W	85-65
J. 19	Indiana State	W	70-62
J. 25	at Northeast Missouri St.	L	69-89
J. 30	Quincy	W	75-59
F. 1	Eastern Illinois	W	77-59
F. 5	at MacMurray	W	74-72
F. 9	Northern Illinois	W	73-56
F. 15	Illinois State	W	77-65
F. 16	Augustana	W	65-58
F. 20	at Quincy	L	45-59
F. 23	Central Michigan	W	85-71
M. 5	at McKendree <sup>^^</sup>	W	72-67
M. 6	at Quincy <sup>^^</sup>	W	68-66
M. 12	at Miles (AL) <sup>^^^</sup>	L	81-84

<sup>^</sup> Quincy Holiday

<sup>^^</sup> District 20 Playoffs

<sup>^^^</sup> NAIA Nationals

<sup>^^^</sup> Indiana St. Classic

### 1963-64 (13-12, 4-4) 3rd Place in IIAC

D. 2	MacMurray	W	93-69
D. 7	at Central Michigan	L	63-77
D. 13	Northeast Missouri St.	L	73-80
D. 14	at Quincy	L	71-72
D. 17	at UW-Milwaukee	W	86-54
D. 19	at Northern Iowa	L	68-73
D. 26	vs. Austin Peay	W	83-78
D. 27	vs. Texas-Pan American	L	77-82
D. 28	at Quincy	L	65-71
J. 7	Northern Iowa	W	75-65
J. 10	at Northern Illinois	W	67-66
J. 15	at St. Ambrose	W	87-68
J. 18	at Illinois State	W	73-71
J. 21	at Northeast Missouri St.	L	86-96
J. 25	Eastern Illinois	W	83-74
J. 28	at MacMurray	L	75-76
F. 1	Central Michigan	W	95-78
F. 4	Quincy	W	93-82
F. 7	Parsons	W	111-64
F. 14	at Eastern Illinois	L	78-82
F. 15	at Indiana State	L	69-92
F. 21	Northern Illinois	L	83-95
F. 22	McKendree	W	92-63
F. 25	Augustana	W	84-82
F. 29	Illinois State	L	87-89

### 1964-65 (11-14, 2-6) 4th Place in IIAC

D. 1	MacMurray	W	75-72
D. 5	Central Michigan	L	69-75
D. 11	Quincy	L	85-88
D. 12	at Northeast Missouri St.	L	77-101
D. 17	at UW-Milwaukee	L	88-96
D. 19	at Northern Iowa	L	73-87
D. 28	vs. Carson-Newman	L	71-88
D. 29	vs. St. Cloud State	W	72-71
D. 30	vs. Oklahoma Baptist	W	89-71
J. 8	Northern Illinois	W	87-69
J. 9	UW-Milwaukee	W	82-74
J. 13	at Illinois State	L	72-73
J. 16	at Central Michigan	L	63-66
J. 20	Northeast Missouri St.	W	74-68
J. 23	at Eastern Illinois	L	53-67
J. 27	Parsons	W	94-89
J. 30	Mankato State	W	83-66
F. 2	at MacMurray	W	96-75
F. 5	Augustana	W	83-68
F. 9	Quincy	L	78-86
F. 13	Eastern Illinois	L	76-77
F. 15	Northern Iowa	L	63-80
F. 19	at Northern Illinois	L	68-84

F. 23	at Augustana	L	68-75
F. 27	Illinois State	W	91-87

### 1965-66 (16-9, 5-3) 2nd Place in IIAC

D. 4	Northern Illinois	W	95-84
D. 6	at McKendree	L	81-87
D. 8	at Loyola	L	57-116
D. 11	at Quincy	W	83-81
D. 15	Augustana	W	96-71
D. 17	at Central Michigan	L	54-55
D. 20	Millikin	W	76-73
D. 28	vs. Hamline	W	91-65
D. 29	vs. St. John's	W	89-79
D. 30	at St. Cloud State	W	80-70
J. 6	Southeast Missouri St.	W	84-81
J. 12	Illinois State	L	85-95
J. 15	Eastern Illinois	W	84-70
J. 18	Northeast Missouri St.	L	63-69
J. 22	at Northern Illinois	W	99-91
J. 26	at MacMurray	W	94-82
J. 29	at UW-Milwaukee	L	64-78
F. 2	MacMurray	W	107-63
F. 5	at Illinois State	L	79-80
F. 9	Quincy	L	84-87
F. 12	Central Michigan	W	68-59
F. 14	Lincoln	W	91-89
F. 19	at Mankato State	W	88-78
F. 22	at Augustana	L	78-90
F. 26	at Eastern Illinois	W	78-76

### 1966-67 (7-19)

D. 1	MacMurray	L	90-95
D. 3	Northern Iowa	L	80-85
D. 7	Lewis	L	79-89
D. 9	at Northeast Missouri St.	W	66-65
D. 15	Indiana State	L	79-92
D. 17	Central Michigan	L	62-70
D. 19	at Northern Iowa	L	69-88
D. 21	at Monmouth	W	92-80
D. 22	at UW-Milwaukee	L	71-84
J. 3	at North Dakota	L	74-106
J. 6	Eastern Michigan	L	67-69
J. 10	Quincy	L	68-75
J. 14	at Eastern Illinois	W	89-75
J. 18	at Union	L	83-85
J. 19	at Nebraska-Wesleyan	W	82-74
J. 21	at SE Missouri State	L	78-93
J. 26	UW-Milwaukee	W	86-80
J. 28	at Lincoln	L	82-130
J. 30	at Quincy	L	77-85
F. 2	at MacMurray	W	105-101
F. 4	Illinois State	L	82-88
F. 10	at Central Michigan	L	58-80
F. 11	at Eastern Michigan	L	70-91
F. 14	Augustana	L	96-104
F. 18	at Illinois State	L	69-73
F. 21	Eastern Illinois	W	84-77

### 1967-68 (3-23)

D. 1	MacMurray	L	80-92
D. 2	at Millikin	L	78-100
D. 5	Northeast Missouri St.	W	79-75
D. 9	Northern Iowa	L	74-87
D. 12	Monmouth	W	84-76
D. 14	North Dakota	L	77-95
D. 16	at Indiana State	L	72-86
D. 28	vs. Ripon	L	93-107
D. 29	vs. Loras	L	76-89
J. 5	Illinois State	L	82-92
J. 6	Illinois State	L	92-98
J. 12	at Central Michigan	L	63-91

J. 13	at Central Michigan	L	68-94
J. 19	Eastern Illinois	L	61-77
J. 20	Eastern Illinois	L	73-78
J. 23	at Quincy	L	60-99
J. 30	at Augustana	L	85-87
F. 2	at Eastern Illinois	L	84-93
F. 3	at Eastern Illinois	L	69-87
F. 8	Quincy	L	89-97
F. 10	at Lewis	L	80-99
F. 16	at Illinois State	L	103-115
F. 17	at Illinois State	L	87-95
F. 19	at Northern Iowa	L	79-111
F. 23	Central Michigan	L	70-80
F. 24	Central Michigan	W	84-68

### 1968-69 (7-19)

D. 3	St. Ambrose	L	86-90
D. 6	at Eastern Illinois	L	60-70
	at Central Michigan	L	70-85
	Illinois College	L	67-74
D. 14	at Pacific	L	64-108
D. 16	at Nevada	L	90-107
D. 19	Millikin	W	79-77
D. 21	at UW-Milwaukee	L	69-117
	at St. Ambrose	L	101-119
	at Upper Iowa	W	85-82
	Indiana State	L	70-94
	Eastern Illinois	L	64-74
	at MacMurray	L	77-95
J. 18	at Northern Iowa	L	69-105
J. 20	Central Missouri State	W	73-62
J. 24	at NE Illinois	W	75-61
J. 27	Oral Roberts	L	69-82
F. 1	Central Michigan	L	73-92
F. 5	at Illinois State	L	79-88
F. 8	at NE Missouri State	W	82-77
F. 11	Quincy	L	72-84
F. 15	at Eastern Illinois	W	89-77
F. 18	Loras	W	85-77
F. 22	Illinois State	L	66-80
F. 24	UW-Milwaukee	L	72-80
M. 1	at Central Michigan	L	60-73

### 1969-70 (14-11)

D. 1	at Illinois State <sup>^</sup>	L	70-81
D. 2	vs. Eastern Illinois <sup>^</sup>	W	77-54
D. 6	South Dakota	L	74-82
D. 11	Quincy	W	96-85
D. 18	St. Ambrose	W	73-72
D. 29	vs. C.W. Post <sup>^^</sup>	W	98-93
D. 30	at Ashland <sup>^^</sup>	L	30-51
J. 7	St. Joseph's	L	87-88
J. 10	at Eastern Illinois	W	62-55
J. 12	at Indiana State	L	85-100
J. 15	Illinois College	W	100-72
J. 17	Northeastern Illinois	W	89-59
J. 20	at Loras	W	86-77
J. 24	Northeast Missouri St.	L	72-83
J. 26	Northern Iowa	W	100-85
J. 28	at Quincy	L	100-112
J. 31	Central Michigan	W	97-91
F. 4	Illinois State	L	84-90
F. 6	at Washington (Mo.)	W	79-78
F. 7	at Central Missouri St.	L	96-107
F. 14	Eastern Illinois	W	78-75
F. 17	MacMurray	W	99-89
F. 21	at Illinois State	L	92-94
F. 24	SIU-Edwardsville	W	94-81
F. 28	at Central Michigan	L	68-86

<sup>^</sup> IIAC Tourney @ Normal

<sup>^^</sup> Ashland Tourney

# YEAR-BY-YEAR RESULTS

## 1970-71 (7-19)

D. 1	at St. Ambrose	W	75-65
D. 4	Eastern Illinois	L	58-75
D. 7	Illinois State	L	69-89
D. 9	at Loras	W	67-64
D. 12	at South Dakota	L	82-83
D. 14	at Northern Iowa	W	82-69
D. 18	at St. Joseph's	L	73-80
D. 23	at Northwestern	L	85-95
D. 28	vs. Fairleigh-Dickinson	L	71-81
D. 29	vs. Frostburg State	L	39-41
J. 6	Quincy	L	68-77
J. 13	MacMurray	W	94-73
J. 16	at Eastern Illinois	L	75-98
J. 23	Central Missouri St.	L	75-77
J. 25	at SE Missouri State	L	90-103
J. 28	UM-St. Louis	W	80-77
J. 30	Central Michigan	W	75-62
F. 3	at Northern Illinois	L	76-110
F. 6	Washington (Mo.)	W	76-68
F. 10	at Illinois State	L	69-87
F. 13	Ball State	L	60-82
F. 17	at NE Missouri State	L	65-73
F. 20	Eastern Illinois	L	71-84
F. 23	Akron	L	70-93
F. 27	at Central Michigan	L	70-84
M. 3	Illinois State	L	68-84

## 1971-72 (12-14)

D. 1	at MacMurray	W	107-81
D. 3	vs. Illinois State	L	50-70
D. 4	at Central Michigan	L	71-88
D. 11	Northern Iowa	W	107-91
D. 13	Northern Illinois	L	91-118
D. 15	at St. Ambrose	W	109-100
D. 18	at Loras	L	83-85
D. 28	at UM-St. Louis	L	81-101
D. 29	at Youngstown State	L	51-91
J. 7	UW-Platteville	W	109-81
J. 12	Northeast Missouri St.	W	94-75
J. 15	Eastern Illinois	L	71-92
J. 19	at Quincy	L	81-95
J. 21	at Northern Iowa	W	82-79
J. 24	Southeast Missouri St.	L	93-94
J. 29	at Central Michigan	L	60-85
F. 5	Chicago State	W	124-91
F. 7	Northern Michigan	W	102-85
F. 12	at Akron	L	63-65
F. 14	at Cleveland State	W	72-63
F. 17	Eastern Michigan	L	81-95
F. 19	at Eastern Illinois	L	75-96
F. 21	at Ball State	W	92-76
F. 26	Central Michigan	W	77-75
M. 3	UM-St. Louis	W	72-67
M. 4	Indiana State	L	72-80

## 1972-73 (11-14)

D. 2	at Minnesota	L	66-111
D. 5	Culver-Stockton	W	66-59
D. 8	Athletes in Action	W	86-76
D. 9	at Bradley	L	63-73
D. 14	at UW-Milwaukee	L	62-82
D. 16	Augustana (S.D.)	L	65-82
D. 18	at Northwestern	L	78-100
D. 29	at UW-Eau Claire	L	59-73
D. 30	vs. Kentucky State	L	56-85
J. 6	at Eastern Illinois	W	69-68
J. 8	at Central Michigan	L	70-73
J. 11	at Akron	W	61-59
J. 13	Youngstown State	L	63-64
J. 17	Northeast Missouri St.	W	64-62
J. 20	at UW-Oshkosh	W	88-73

J. 24	at Quincy	W	85-58
J. 29	at Loras	W	71-70
F. 2	Chicago State	W	103-93
F. 3	Northern Michigan	L	79-83
F. 7	at Central Missouri St.	W	95-85
F. 10	at Youngstown State	W	93-73
F. 14	at UM-St. Louis	L	86-89
F. 17	Eastern Illinois	L	48-77
F. 21	Akron	L	81-89
F. 23	UW-Milwaukee	W	79-63
F. 28	at Illinois State	L	73-93

## 1973-74 (17-9)

N. 30	Monmouth	W	106-94
D. 1	at Iowa State	L	81-84
D. 6	Wayne State	W	89-68
D. 8	Winona State	W	98-85
D. 14	at Northern Iowa	W	64-60
D. 15	at Augustana (S.D.)	L	68-83
D. 19	St. Ambrose	W	95-90
D. 20	at Augustana (Ill.)	W	64-62
J. 5	at Central Michigan	L	82-102
J. 7	UW-Eau Claire	W	94-80
J. 12	at Bradley	L	83-109
J. 16	at Quincy	W	94-83
J. 19	at Akron	L	66-84
J. 23	Northeast Missouri St.	W	104-92
J. 26	Eastern Illinois	W	95-85
J. 30	Northern Michigan	W	83-81
F. 1	at UW-Oshkosh	W	99-73
F. 2	at UW-Milwaukee	L	56-69
F. 6	at Central Missouri St.	W	107-95
F. 9	at UM-St. Louis	W	97-81
F. 13	Akron	L	81-85
F. 16	at Eastern Illinois	L	62-69
F. 19	Northern Iowa	W	101-57
F. 21	at Loras	W	91-85
F. 25	at MacMurray	W	74-60
F. 27	Illinois State	L	82-95

## 1974-75 (10-16)

D. 4	Quincy	W	99-90
D. 11	Akron	L	75-84
D. 13	Northern Iowa	W	85-77
D. 17	Morningside	W	98-86
D. 19	vs. Jackson State	L	79-102
D. 21	vs. Minnesota-Morris	W	90-65
J. 4	Central Michigan	L	82-89
J. 6	at UW-Eau Claire	L	86-113
J. 13	at Arkansas	L	61-88
J. 15	UM-St. Louis	W	81-77
J. 18	at Eastern Illinois	L	58-81
J. 24	at Eastern Michigan	L	70-74
J. 25	at VA Commonwealth	L	83-99
J. 29	at SIU-Edwardsville	L	70-71
F. 1	UW-Milwaukee	L	52-64
F. 4	IUPUI	W	82-65
F. 8	at Northern Michigan	L	61-63
F. 12	at Illinois State	L	69-104
F. 15	Eastern Illinois	L	57-63
F. 18	at Northern Iowa	L	78-98
F. 20	SIU-Edwardsville	W	89-73
F. 22	Loras	W	93-76
F. 24	Nebraska-Omaha	W	88-86
F. 27	Northern Michigan (2 OT)	L	62-63
M. 1	at Akron	L	76-79
M. 2	at UW-Milwaukee	W	73-64

## 1975-76 (12-14)

D. 1	Monmouth	W	82-68
D. 5	at UM-St. Louis	L	96-103
D. 8	at Central Michigan	L	76-108

D. 15	St. Xavier	W	102-64
D. 19	at Bradley	L	84-89
D. 20	vs. Eastern Illinois	L	68-89
D. 23	at Nebraska-Omaha	L	65-75
D. 27	at St. Joseph's	L	90-105
D. 30	Eastern Michigan	W	89-76
J. 3	at Akron	W	84-82
J. 6	Northern Iowa	W	99-73
J. 8	at Illinois State	L	79-92
J. 10	Eastern Illinois	W	73-70
J. 13	Va. Commonwealth	L	81-83
J. 20	IUPUI	W	98-87
J. 22	Nebraska-Omaha	W	80-68
J. 26	Green Bay	L	47-54
J. 30	Northern Michigan	W	86-83
J. 31	Central State	W	99-74
F. 2	at Quincy	W	87-86
F. 7	Arkansas	L	72-75
F. 10	UW-Parkside	L	70-81
F. 14	at Eastern Illinois	L	67-71
F. 17	at Central State (Ohio)	L	67-68
F. 28	Akron	W	97-93
M. 1	at Northern Iowa	L	94-95

## 1976-77 (7-18)

N. 26	vs. Central State	L	76-83
N. 27	at Wright State	L	82-90
N. 30	Northern Kentucky	L	68-84
D. 1	UM-St. Louis	L	86-87
D. 6	Quincy	L	63-68
D. 9	St. Xavier	W	117-91
D. 11	at Nebraska-Omaha	L	81-90
D. 13	at Northern Iowa	L	67-69
D. 16	Augustana (Ill.)	L	69-85
J. 3	Akron	W	88-84
J. 8	at Northern Kentucky	L	70-81
J. 10	Nebraska-Omaha	L	71-89
J. 15	at UW-Parkside	L	54-88
J. 19	at Eastern Illinois	L	69-87
J. 22	Illinois State	L	80-89
J. 26	Southern Indiana	W	82-76
J. 28	Northern Colorado	L	71-82
F. 1	Northern Iowa	W	64-60
F. 3	at UM-St. Louis	W	97-81
F. 9	Eastern Illinois	W	90-70
F. 14	at Southern Indiana	L	65-82
F. 18	at Northern Michigan	L	53-74
F. 19	at Green Bay	L	62-81
F. 26	St. Joseph's	W	90-89
F. 28	at Akron	L	69-76

## 1977-78 (12-14)

N. 26	at Northwestern	L	78-92
D. 2	Northeastern	L	94-99
D. 3	Northern Iowa	W	99-83
D. 6	at Quincy	L	79-84
D. 10	at Eastern Illinois	L	74-108
D. 12	Akron	W	83-77
D. 17	St. Joseph's	W	100-79
D. 19	at Augustana (Ill.)	W	81-74
D. 21	at Nebraska	L	72-73
J. 5	at IUPUI	L	74-77
J. 7	at Akron	L	74-84
J. 12	at Mankato State	L	64-75
J. 14	Eastern Illinois	W	72-67
J. 16	Millikin	W	79-54
J. 21	at Arkansas State	L	70-71
J. 23	Green Bay	L	58-62
J. 25	UM-St. Louis	W	84-78
J. 28	at Northern Colorado	W	72-69
J. 30	at Denver	W	84-78
F. 4	UW-Parkside	L	74-87

# YEAR-BY-YEAR RESULTS

F. 8	Illinois State	L	79-97
F. 11	at UM-St. Louis	L	93-96
F. 13	at Northern Iowa	W	81-76
F. 18	IUPUI	W	97-71
F. 22	at St. Joseph's	L	68-84
F. 27	Mankato State	W	94-86

### 1978-79 (16-11, 5-5) 4th place Mid-Con

N. 27	Central Missouri State	W	93-91
N. 29	Missouri-Rolla	W	93-79
D. 2	at Green Bay	L	56-57
D. 4	at Montana State	L	69-86
D. 9	UIC	L	81-82
D. 12	Quincy	W	88-73
D. 15	at Samford	W	92-77
D. 16	at Texas Tech	L	81-83
J. 4	at Mercer	L	82-94
J. 6	at Valdosta State	L	81-83
J. 11	*at Akron	L	84-86
J. 13	*at Youngstown State	L	65-75
J. 15	at UW-Parkside	W	71-61
J. 18	*at Northern Michigan	L	89-101
J. 20	*at Northern Iowa	L	63-71
J. 22	Arkansas State	W	80-78
J. 25	at Central Missouri St.	W	80-78
F. 1	IUPUI	W	103-73
F. 3	*at Eastern Illinois	L	80-81
F. 5	at Millikin	W	83-69
F. 8	*Youngstown State	W	78-77
F. 10	*Akron	W	86-65
F. 15	*Northern Iowa	W	78-67
F. 17	*Northern Michigan	W	94-84
F. 20	Arkansas-Little Rock	W	117-88
F. 24	*Eastern Illinois	W	75-74
	Missouri Baptist (For.)	W	

### 1979-80 (19-10, 3-5) 3rd place Mid-Con

D. 1	at West Virginia	L	59-72
D. 6	UIC	W	92-79
D. 8	at Missouri-Rolla	W	80-71
D. 10	Morningside	W	100-73
D. 12	St. Xavier	W	107-88
D. 22	Northeastern Illinois	W	113-91
D. 29	at UC-San Diego	W	91-74
D. 30	at San Diego	L	82-86
J. 2	at UC-Irvine	L	74-83
J. 4	at Chapman College	W	81-78
J. 7	UW-Stevens Point	W	73-67
J. 9	William Penn	W	107-83
J. 12	Samford	W	82-69
J. 17	*Northern Michigan	W	99-73
J. 19	*Northern Iowa	L	71-84
J. 21	at Arkansas-Little Rock	L	71-72
J. 24	Roosevelt	W	108-73
J. 26	*Eastern Illinois	L	69-72
J. 31	IUPUI	W	95-74
F. 2	*at Youngstown State (OT)	W	77-73
F. 4	Southeast Louisiana	W	75-61
F. 7	*Youngstown State	W	68-65
F. 9	at SIU-Edwardsville	W	79-77
F. 14	*at Northern Iowa	L	63-67
F. 16	*at Northern Michigan	L	111-120
F. 18	SIU-Edwardsville	W	91-62
F. 23	*at Eastern Illinois	L	75-90
	^vs. North Dakota	W	102-79
F.29	^vs. South Dakota St.	L	86-98

*^NCAA North Central Region Playoffs  
Championship game*

### 1980-81 (21-8, 4-2) 1st place Mid-Con

N. 29	Augustana	L	77-81
D. 2	Northeast Missouri St.	W	88-74
D. 6	Central Missouri State	W	103-88
D. 8	Chicago State	W	92-91
D. 13	*at Eastern Illinois	W	72-71
D. 20	*at Youngstown State	L	73-78
D. 22	at UIC	W	76-75
D. 27	Grandview	W	90-84
D. 29	at Missouri State	W	75-56
J. 6	St. Xavier	W	85-79
J. 8	UW-Platteville	W	110-88
J. 10	at Iowa State	L	72-94
J. 14	at Loras	W	79-68
J. 17	at Illinois State	L	56-58
J. 19	UIC	W	97-82
J. 22	*Youngstown State	W	80-66
J. 24	*Northern Michigan	W	83-72
J. 26	at Central Missouri St.	L	69-79
J. 31	Maryville	W	89-54
F. 2	at Northeast Missouri	L	69-79
F. 7	Northeastern Illinois	W	98-72
F. 9	at Eastern Kentucky	W	74-73
F. 12	Loras	W	92-83
F. 14	*at Northern Michigan	L	70-72
F. 16	Missouri State	W	79-65
F. 21	*Eastern Illinois	W	69-68
F. 28	Roosevelt	W	98-69
	^Southern Indiana	W	80-73
	^Northern Michigan	L	87-93

### 1981-82 (14-13, 2-2) 1st place Mid-Con FIRST SEASON DIVISION I

N. 29	UW-Platteville	W	102-85
D. 2	at Morehead State	L	72-81
D. 6	vs. South Carolina St.	W	87-81
D. 5	at Northern Illinois	W	71-68
D. 7	Illinois State	W	84-79
D. 19	Lewis	W	95-89
D. 26	vs. Oklahoma	W	79-78
D. 28	vs. Lamar	L	57-83
D. 29	vs. Ark.-Little Rock	L	82-85
J. 4	Eastern Kentucky	W	100-84
J. 7	William Penn	W	102-47
J. 9	at Kansas State	L	57-67
J. 11	at East Carolina	L	69-85
J. 13	at Campbell	L	62-74
J. 17	Valparaiso	W	80-78
J. 18	Delaware State	W	92-78
J. 23	*Eastern Illinois	W	65-53
J. 25	at Miss. Valley State	W	65-63
J. 27	at Jackson State	L	59-61
J. 30	at UIC	L	86-90
F. 3	*at Northern Iowa	L	68-71
F. 6	U.S. International	W	105-79
F. 10	at Valparaiso	L	75-80
F. 13	at Howard	L	76-77
F. 17	UIC	L	76-79
F. 27	*at Eastern Illinois	L	85-87
M. 4	*Northern Iowa	W	92-73

### 1982-83 (20-11, 9-3) 1st place Mid-Con

N. 27	Ferris State	W	98-75
N. 29	Montana State	W	76-65
D. 2	at Illinois State	L	53-55
D. 4	Mississippi Valley St.	W	73-49
D. 6	*at Green Bay	W	65-56
D. 8	at Baptist College	L	55-71
D. 10	*UIC	L	64-75

D. 17	vs. Oregon State	L	71-91
D. 18	vs. Western Michigan	W	95-79
D. 22	Jackson State	W	99-69
D. 30	Lewis	W	70-58
J. 3	vs. Northern Iowa	W	77-55
J. 4	at Chaminade	L	73-76
J. 6	at Hawaii-Hilo	L	78-80
J. 12	*Missouri State	L	83-89
J. 15	Chicago State	L	71-86
J. 17	*Valparaiso	W	84-62
J. 22	*at Eastern Illinois	L	82-89
J. 25	Baptist College	W	87-76
J. 27	*Northern Iowa	W	67-53
J. 29	*at UIC	W	75-63
J. 31	*Green Bay	W	81-61
F. 2	Campbell	W	80-62
F. 5	*at Valparaiso	W	63-60
F. 7	Morehead State	W	75-68
F. 12	Howard	W	50-45
F. 14	*at Missouri State	W	68-67
F. 19	*at Northern Iowa	W	77-69
F. 21	at Southern Miss	L	69-85
F. 26	*Eastern Illinois	W	86-73
M. 5	Southern Miss	L	62-70

### 1983-84 (17-13, 6-8) 5th place Mid-Con

N. 26	William Penn	W	75-68
N. 28	UW-Parkside	W	74-62
D. 2	at Illinois	L	49-65
D. 3	vs. Eastern Illinois	L	70-73
D. 9	at Cincinnati	W	70-61
D. 17	Northern Illinois	W	77-76
D. 19	Monmouth	W	90-76
D. 21	Florida Southern	W	87-73
J. 3	at Cal State Fullerton	L	62-83
J. 7	at San Diego	L	62-81
J. 12	*Missouri State	W	62-56
J. 14	at Bradley	L	50-67
J. 16	*at Valparaiso	W	41-40
J. 18	*at Northern Iowa	L	52-59
J. 25	*Eastern Illinois	W	78-65
J. 28	*at Green Bay	L	58-60
J. 30	Eastern Washington	W	74-68
F. 1	*Green Bay	L	53-60
F. 4	*Valparaiso	W	78-66
F. 6	*at Cleveland State	W	67-63
F. 8	East Carolina	W	65-62
F. 15	*Cleveland State	L	76-92
F. 18	*UIC	L	69-76
F. 20	*at Missouri State	L	52-55
F. 25	*at Eastern Illinois	L	76-92
M. 3	*Northern Iowa	W	83-70
M. 5	*at UIC	L	67-72
M. 9	+Eastern Illinois	W	81-65
M. 10	+Illinois-Chicago	W	87-67
M. 11	+Cleveland State	W	73-64

### 1984-85 (14-14, 10-4) 2nd in Mid-Con

N. 24	Monmouth	W	74-73
N. 28	Butler	L	67-78
D. 1	at Akron	L	57-64
D. 7	vs. Texas-El Paso	L	49-83
D. 8	vs. Navy	L	74-80
D. 12	Michigan State	L	61-93
D. 22	William Penn	W	78-76
J. 2	SIU-Edwardsville	W	75-70
J. 5	at Central Florida	L	55-58
J. 7	at Florida Southern	L	75-77
J. 12	*at Missouri State	L	55-61

# YEAR-BY-YEAR RESULTS

J. 16	at Butler	L	55-64
J. 19	*Valparaiso	W	77-62
J. 21	*Cleveland State	W	84-77
J. 30	*at Green Bay	W	71-69
F. 2	*Northern Iowa	W	75-60
F. 7	*Eastern Illinois	W	80-73
F. 9	*Missouri State	W	77-59
F. 14	*at UIC	W	88-77
F. 16	*at Valparaiso	L	73-79
F. 18	*at Cleveland State	L	69-78
F. 21	*at Eastern Illinois	W	70-69
F. 23	*Green Bay	W	59-55
F. 25	*UIC	W	76-65
M. 2	*at Northern Iowa	L	70-79
M. 4	at Saint Louis	L	47-65
	+Valparaiso	W	76-71
	+Eastern Illinois	L	67-74

### 1985-86 (13-15, 7-7) T-4th Mid-Con

N. 23	at Michigan State	L	63-98
N. 26	William Penn	W	95-56
N. 30	Illinois Tech	W	86-50
D. 2	Bradley	L	62-76
D. 7	Saint Louis	W	59-53
D. 9	at Missouri	L	64-91
D. 11	Iowa Wesleyan	W	96-55
D. 13	vs. Pepperdine	L	67-85
D. 14	vs. Long Beach State	L	49-51
D. 21	at Ball State	L	75-82
J. 3	Cornell	W	91-53
J. 6	at Eastern Washington	L	59-74
J. 11	*Missouri State	W	61-60
J. 13	*at Eastern Illinois	L	68-81
J. 18	*at Valparaiso	W	62-56
J. 20	*at Cleveland State	L	53-60
J. 25	*Green Bay	W	63-54
J. 27	*UIC	W	68-63
F. 1	*at Northern Iowa	W	83-64
F. 4	Morehead State	W	68-66
F. 8	*at Missouri State	L	67-71
F. 10	*Eastern Illinois	L	68-74
F. 15	*Valparaiso	W	79-62
F. 17	*Cleveland State	L	64-76
F. 22	*at Green Bay	L	51-52
F. 24	*at UIC	L	78-91
M. 1	*Northern Iowa	W	74-72
	+UIC	L	68-71

### 1986-87 (12-16, 2-12) 8th Mid-Con

N. 29	Coe College	W	102-72
D. 1	Roosevelt	W	129-80
D. 4	at Morehead State	W	86-79
D. 6	William Penn	W	102-57
D. 9	Ball State	W	93-78
D. 11	at Saint Louis	L	75-103
D. 20	Alabama State	W	109-97
D. 30	at Alabama State	L	100-108
J. 3	at Florida A&M	L	80-87
J. 5	at Central Florida	W	79-77
J. 10	Washington (Mo.)	W	67-63
J. 14	at Northern Illinois	W	97-90
J. 17	*Cleveland State	L	73-97
J. 19	*at Missouri State	L	75-89
J. 24	*Valparaiso	L	58-62
J. 26	*at UIC	L	87-103
J. 28	Chicago State	W	84-68
J. 31	*Green Bay	W	67-66
F. 2	*Northern Iowa	L	59-63
F. 7	*at Eastern Illinois	L	68-76
F. 9	*at Cleveland State	L	61-85

F. 14	*Missouri State	L	52-53
F. 16	*at Valparaiso	L	61-63
F. 21	*UIC	L	69-74
F. 23	*at Green Bay	L	61-79
F. 28	*at Northern Iowa	L	65-67
M. 2	*Eastern Illinois	W	85-70
M. 5	+at Missouri State	L	60-81

### 1987-88 (15-12, 6-8) 5th Mid-Con

N. 28	William Penn	W	94-49
N. 30	at Minnesota	L	52-84
D. 4	U.S. International	W	76-56
D. 5	Akron	W	77-73
D. 7	at Murray State	L	58-74
D. 9	Wright State	W	89-67
D. 21	Carroll	W	106-81
J. 2	Saint Louis	L	51-59
J. 7	at Chicago State	W	82-64
J. 11	IPFW	W	74-63
J. 13	Carthage	W	94-52
J. 16	*at Cleveland State	L	76-77
J. 18	*Missouri State	W	70-44
J. 23	*at Valparaiso	L	79-86
J. 25	*UIC	W	72-62
J. 30	*at Green Bay	L	63-76
F. 1	*at Northern Iowa	W	73-71
F. 6	*Eastern Illinois	L	86-94
F. 8	*Cleveland State	L	91-94
F. 13	*at Missouri State	L	70-84
F. 15	*Valparaiso	W	82-70
F. 20	*at UIC	W	70-69
F. 22	*Green Bay	L	56-69
F. 24	Akron	W	76-71
F. 27	*Northern Iowa	W	66-63
M. 2	Murray State	L	68-78
M. 5	*at Eastern Illinois	L	58-74

### 1988-89 (9-19, 4-8) T-5th Mid-Con

N. 26	at Illinois State	L	68-79
N. 30	Texas Wesleyan	W	71-43
D. 2	vs. New Orleans	L	50-60
D. 3	vs. Miss. Valley State	L	62-74
D. 8	Northern Illinois	W	74-73
D. 21	at Tennessee Tech	W	72-66
D. 23	at NW Missouri State	W	101-78
J. 2	Southwest Texas State	W	70-56
J. 9	Tennessee Tech	L	60-65
J. 14	*Missouri State	L	51-75
J. 16	*Eastern Illinois	L	65-72
J. 18	at Wright State	L	65-72
J. 21	*Valparaiso	L	73-78
J. 23	Cleveland State	L	90-94
J. 25	at Iowa State	L	74-114
J. 30	*at UIC	W	68-66
F. 1	*at Green Bay	L	60-74
F. 4	*at Northern Iowa	L	84-87
F. 6	at Saint Louis	L	57-92
F. 11	*at Missouri State	L	58-75
F. 13	*at Eastern Illinois	L	62-86
F. 18	*at Valparaiso	W	76-70
F. 20	at Cleveland State	L	70-89
F. 24	*Green Bay	W	64-61
F. 27	*UIC	W	61-59
M. 1	at Akron	L	53-88
M. 4	*Northern Iowa	L	67-73
	+Eastern Illinois	L	47-81

### 1989-90 (16-13, 6-6) T-3rd Mid-Con

N. 25	Butler	W	82-65
N. 27	Augustana	W	77-70
N. 29	Florida A&M	W	78-67
D. 2	Illinois Inst. of Tech.	W	95-49
D. 7	at Wisconsin	L	42-69
D. 9	vs. DePaul	W	72-69
D. 16	at UMKC	L	73-84
D. 20	at Hawaii	L	70-89
D. 22	at Hawaii-Hilo	W	88-76
D. 24	vs. Hawaii	L	54-70
J. 3	Northern Illinois	L	54-66
J. 6	Southwest Texas State	W	92-79
J. 10	*at UIC	W	82-71
J. 15	*Northern Iowa	W	64-61
J. 17	Illinois State	W	64-63
J. 20	*UIC	W	54-53
J. 22	*Green Bay	W	49-48
J. 27	UMKC	W	74-60
J. 30	*Valparaiso	W	86-60
F. 3	*at Eastern Illinois	L	73-83
F. 5	*Missouri State	L	73-88
F. 10	*at Northern Iowa	L	71-86
F. 15	*at Missouri State	L	72-92
F. 19	*at Green Bay	L	61-77
F. 24	Cleveland State	L	91-93
F. 26	*at Valparaiso	L	63-76
M. 1	*Eastern Illinois	W	112-82
M. 5	+Eastern Illinois	W	71-57
M. 6	+Green Bay	L	46-49

### 1990-91 (13-15, 6-10) T-6th Mid-Con

N. 24	at Butler	L	79-82
N. 26	at Arizona	L	51-90
N. 29	Elmhurst	W	107-60
D. 1	at Jackson State	L	73-94
D. 3	at Alcorn State	W	77-74
D. 8	Northwestern	W	96-91
D. 15	Coe College	W	88-80
D. 18	Jackson State	W	86-81
D. 21	at Saint Louis	L	76-80
D. 22	vs. Morgan State	W	70-66
J. 2	*at Eastern Illinois	L	68-75
J. 5	*Green Bay	L	63-70
J. 7	*Northern Illinois	L	68-69
J. 12	*at Akron	W	93-84
J. 14	*at Cleveland State	L	72-93
J. 19	*Valparaiso	W	83-69
J. 21	*UIC	W	95-82
J. 26	*Northern Iowa	L	59-73
J. 28	Alcorn State	W	109-99
F. 2	*at Green Bay	L	50-77
F. 4	*at Northern Illinois	L	57-59
F. 9	*Akron	W	66-64
F. 11	*Cleveland State	W	70-65
F. 16	*at Valparaiso	W	59-58
F. 18	*at UIC	L	83-95
F. 23	*at Northern Iowa	L	58-77
F. 28	*Eastern Illinois	L	69-78
	+Eastern Illinois	L	75-79

### 1991-92 (10-18, 4-12) 8th Mid-Con

N. 26	at Iowa	L	58-95
D. 2	UW-Milwaukee	L	84-98
D. 7	Illinois Inst. of Tech.	W	98-61
D. 13	vs. Canisius	W	76-75
D. 14	vs. Youngstown State	W	65-59
D. 30	Chicago State (OT)	W	100-98

# YEAR-BY-YEAR RESULTS

J. 4	at NE Illinois (OT)	L	90-92
J. 6	at UMKC	L	46-77
J. 11	*UIC	L	70-73
J. 13	*Valparaiso	W	94-70
J. 16	at UW-Milwaukee	L	69-70
J. 18	*at Akron	L	54-59
J. 20	*at Cleveland State	W	78-68
	*Northern Illinois	W	71-66
J. 27	*Green Bay	L	53-65
	*at Wright State	L	80-94
F. 1	*Eastern Illinois	L	66-78
F. 3	*at UIC	L	61-81
F. 8	*at Valparaiso	L	81-84
F. 10	*at Northern Illinois	L	77-82
F. 13	UMKC	W	91-70
F. 15	*Cleveland State	L	69-80
F. 17	*Akron	L	69-75
F. 20	at Chicago State	W	86-70
F. 22	*at Green Bay	L	47-82
F. 29	*Wright State	W	91-85
M. 5	*at Eastern Illinois	L	73-75
	+Green Bay	L	37-59

### 1992-93 (8-19, 4-12) 8th Mid-Con

D. 1	Northeastern Illinois	W	73-71
D. 4	vs. Monmouth (N.J.)	L	60-73
D. 5	vs. Hofstra	W	64-63
D. 7	Chicago State	W	106-91
D. 12	at Detroit-Mercy	L	76-79
D. 19	at UW-Milwaukee	L	71-92
D. 21	at Marquette	L	59-83
D. 30	at Chicago State	L	74-76
J. 2	Elmhurst	L	83-84
J. 6	UW-Milwaukee	L	67-76
J. 9	*at Youngstown State	L	63-79
J. 11	*at Cleveland State	L	75-94
J. 16	*at Wright State	L	73-87
J. 18	*at Valparaiso	L	65-82
J. 23	*UIC	L	73-86
J. 25	*Green Bay	L	64-65
J. 28	*Eastern Illinois	W	76-70
J. 30	*Northern Illinois	W	84-75
F. 6	*at Green Bay	L	45-60
F. 8	*at Eastern Illinois	W	75-73
F. 13	*Youngstown State	W	92-78
F. 15	*Cleveland State	L	82-96
F. 18	*at Northern Illinois	L	66-74
F. 22	*at UIC	L	77-92
F. 27	*Wright State	L	80-81
M. 1	*Valparaiso	L	100-104
M. 6	+Cleveland State	L	53-64

### 1993-94 (7-20, 5-13) 9th Mid-Con

N. 29	at Northwestern	L	70-87
D. 3	vs. Ball State	L	67-85
D. 4	vs. Maine	L	82-84
D. 7	Augustana	W	80-74
D. 18	at Dayton	W	90-82
D. 20	Chicago State	L	78-95
J. 5	at Iowa State	L	53-90
J. 8	*at Green Bay	L	48-60
J. 10	*at Valparaiso	L	65-83
J. 15	*Wright State	L	60-81
J. 17	*at UIC	L	68-81
J. 22	*Eastern Illinois	L	68-78
J. 24	*UW-Milwaukee	L	67-74
J. 27	*at Northern Illinois	L	61-78
J. 29	*at Cleveland State	W	64-54
J. 31	*at Youngstown State	W	71-63
F. 5	*at Wright State	L	73-87

F. 7	*UIC	L	77-97
F. 9	Detroit-Mercy	L	63-66
F. 12	*Green Bay	L	48-66
F. 14	*Valparaiso	L	92-94
F. 19	*Cleveland State	L	68-85
F. 21	*Youngstown State	W	69-65
F. 24	*Northern Illinois	W	70-68
F. 26	*at Eastern Illinois	L	70-77
F. 28	*at UW-Milwaukee	W	77-62
	+Green Bay	L	39-79

### 1994-95 (20-8,13-5) 2nd Mid-Con

N. 26	Elmhurst	W	78-72
N. 30	at Dayton	W	77-70
D. 3	Bradley	L	58-64
D. 7	at UW-Milwaukee	W	89-76
D. 17	at Nebraska	L	62-69
D. 21	Northwestern	W	80-48
D. 31	UW-Milwaukee	W	79-56
J. 3	*Valparaiso	L	70-88
J. 5	*Eastern Illinois	W	72-65
J. 7	*UMKC	W	79-74
J. 9	St. Ambrose	W	103-84
J. 14	*at NE Illinois	L	68-71
J. 16	*at Chicago State	W	89-67
J. 21	*at Youngstown State	L	54-72
J. 23	*at Buffalo	L	65-92
J. 28	*Troy State	W	100-98
J. 30	*Central Connecticut	W	52-47
F. 4	*at Eastern Illinois	W	85-69
F. 6	*at Valparaiso	L	61-69
F. 11	*at UMKC	W	71-69
F. 18	*Chicago State	W	95-75
F. 20	*Northeastern Illinois	W	93-84
F. 23	*Buffalo	W	81-62
F. 25	*Youngstown State	W	87-75
F. 27	*at C. Connecticut	W	88-68
M. 1	*at Troy State	W	80-74
	+Buffalo	W	76-70
	+at Valparaiso (3 OT)	L	85-88

### 1995-96 (17-12,12-6) 2nd Mid-Con

N. 25	Elmhurst	W	89-62
N. 28	St. Ambrose	W	93-71
D. 1	vs. Fairfield	L	59-62
D. 2	vs. Cal Poly-SLO	W	69-64
D. 5	at UW-Milwaukee	L	67-69
D. 16	at Bradley	L	54-71
D. 20	at Iowa	L	41-93
J. 2	*at Troy State	W	98-95
J. 4	*at C. Connecticut	L	69-97
J. 6	*Youngstown State	W	64-60
J. 8	*Buffalo	W	93-74
J. 13	*at UMKC	L	60-80
J. 20	*at NE Illinois	W	80-72
J. 22	*at Chicago State	W	96-87
J. 27	*Eastern Illinois	L	68-83
J. 29	*Valparaiso	W	79-73
J. 31	UW-Milwaukee	L	75-83
F. 3	*at Buffalo	L	58-63
F. 5	*at Youngstown State	L	48-73
F. 12	*UMKC	W	72-67
F. 17	*Chicago State	W	93-73
F. 19	*Northeastern Illinois	W	105-86
F. 22	*at Valparaiso	W	74-72
F. 24	*at Eastern Illinois	L	53-77
F. 27	*Central Connecticut	W	82-63
F. 29	*Troy State	W	120-100
M. 3	+Youngstown State	W	68-48
M. 4	+Central Connecticut	W	68-66

M. 5	+Valparaiso	L	52-75
------	-------------	---	-------

### 1996-97 (19-10, 11-5) T-2nd Mid-Con

N. 22	vs. Iowa	L	66-81
N. 26	at UW-Milwaukee	W	69-52
D. 2	at Eastern Illinois	W	79-78
D. 4	UW-Milwaukee	W	70-58
D. 14	Cardinal Stritch	W	93-53
D. 23	at Bradley	L	52-66
D. 27	at Oklahoma	L	62-74
D. 28	vs. Southwest Texas	W	68-61
J. 2	*at UMKC	L	73-80
J. 4	*at Troy State (OT)	W	84-77
J. 8	*Youngstown State	W	79-56
J. 11	*at Chicago State	W	99-64
J. 13	*at NE Illinois	W	90-74
J. 18	*Buffalo	L	85-95
J. 20	*Central Connecticut	W	53-50
J. 22	Southern Utah	L	71-75
J. 25	*at Valparaiso	W	84-78
F. 1	*at Youngstown State	W	72-56
F. 3	*at Buffalo	L	81-88
F. 6	*Northeastern Illinois	L	75-78
F. 8	*Chicago State	W	79-70
F. 10	*at C. Connecticut	W	83-67
F. 15	*Valparaiso	L	74-83
	St. Ambrose	W	79-61
F. 22	*Troy State	W	88-73
F. 24	*UMKC	W	90-62
	+Youngstown State	W	66-64
	+Buffalo (OT)	W	80-77
	+Valparaiso	L	59-63

### 1997-98 (16-11, 11-5) T-3rd Mid-Con

N. 19	at Nebraska	L	57-86
N. 22	at UW-Milwaukee	L	57-62
N. 25	St. Ambrose	W	106-71
N. 28	at Murray State	L	67-106
N. 29	vs. Holy Cross	W	90-83
D. 4	vs. UIC	L	60-78
D. 5	at Montana	L	65-67
D. 11	Illinois College	W	73-50
D. 13	Eastern Illinois	W	80-72
D. 21	Bradley	W	56-50
D. 31	*Valparaiso	W	63-62
J. 3	*UMKC	W	85-63
J. 8	*at Chicago State	W	72-57
J. 10	*at NE Illinois	W	68-63
J. 15	*Southern Utah	W	75-60
J. 17	*Oral Roberts	W	66-62
J. 19	*Youngstown State	L	52-71
J. 24	*at Buffalo	L	59-74
J. 31	*at UMKC	L	64-71
F. 6	*Northeastern Illinois	W	95-68
F. 8	*Chicago State	W	96-84
F. 12	*at Oral Roberts	L	71-92
F. 14	*at Southern Utah (OT)	W	77-73
F. 19	*Buffalo	W	68-67
F. 23	*at Youngstown State	W	66-57
F. 25	*at Valparaiso	L	56-66
M. 1	+vs. Buffalo	L	74-81

### 1998-99 (16-12, 9-5) T-3rd Mid-Con

N. 15	vs. Iowa	L	63-74
N. 18	St. Ambrose	W	85-80
N. 24	Augustana	W	71-65
N. 28	*at Chicago State	L	57-58
D. 4	vs. Princeton (OT)	W	72-71
D. 5	at Iowa State (OT)	L	73-80

# YEAR-BY-YEAR RESULTS

D. 10	at Eastern Illinois	L	72-85
D. 19	at Bradley	L	46-81
D. 21	Oakland	W	70-68
D. 29	vs. Mississippi Valley St.	W	90-76
D. 30	at Wichita State	L	59-85
J. 2	*at Oral Roberts	L	67-71
J. 4	*at UMKC	L	81-87
J. 7	*Youngstown State	W	81-70
J. 9	*at IUPUI	L	57-62
J. 14	*Southern Utah	W	76-68
J. 16	*Valparaiso	W	78-58
J. 21	*at Youngstown State	W	79-74
J. 23	*Chicago State	W	69-54
J. 28	*UMKC	W	80-56
J. 30	*Oral Roberts	W	79-73
F. 3	UW-Milwaukee	W	71-58
F. 6	at Oakland	L	91-96
F. 11	*at Valparaiso	W	59-55
F. 13	*IUPUI	W	84-77
F. 18	*at Southern Utah	L	79-89
F. 28	+vs. UMKC	W	77-71
M. 1	+vs. Valparaiso	L	59-77

### 1999-2000 (8-22, 3-13) 9th Mid-Con

N. 19	at Illinois	L	53-76
N. 22	St. Ambrose	W	91-75
N. 24	at Illinois State	W	72-70
N. 27	Cardinal Stritch	W	108-74
D. 1	Bradley	L	75-79
D. 3	at Missouri State	L	49-71
D. 4	vs. MD-Eastern Shore	W	72-70
D. 7	at Indiana State	L	51-53
D. 9	at Purdue	L	48-83
D. 11	Eastern Illinois	L	66-82
D. 20	vs. Creighton	L	72-76
D. 21	at Hawaii	L	58-72
D. 22	vs. Florida Atlantic	W	73-53
J. 3	*Chicago State	L	61-74
J. 6	*Oral Roberts	L	62-72
J. 8	*UMKC	L	58-66
J. 13	*at Youngstown State	L	59-76
J. 15	*IUPUI	W	61-60
J. 20	*at Southern Utah	L	60-75
J. 22	*at Valparaiso	W	64-50
J. 27	*Youngstown State	L	58-59
J. 29	*at Chicago State	L	62-65
F. 3	*at UMKC	L	71-75
F. 5	*at Oral Roberts	L	71-78
F. 12	*Oakland	L	60-77
F. 17	*Valparaiso	L	67-80
F. 19	*at IUPUI	L	58-68
F. 21	*at Oakland	L	75-78
F. 24	*Southern Utah	W	72-58
M. 5	+vs. Southern Utah	L	68-78

### 2000-01 (5-23, 5-11) T-7th Mid-Con

N. 18	at Montana State	L	60-79
N. 20	at Creighton	L	50-96
N. 25	Augustana	L	71-76
N. 27	at Eastern Illinois	L	78-99
D. 1	vs. Southern Miss	L	51-86
D. 2	vs. Southern	L	76-94
D. 6	Montana State	L	62-79
D. 9	Indiana State	L	79-84
D. 20	at Bradley	L	61-75
D. 23	at Drake	L	70-85
D. 31	Illinois State (OT)	L	83-87
J. 6	*at Southern Utah	L	56-71
J. 11	*UMKC	L	41-64

J. 13	*Oral Roberts	L	84-86
J. 18	*at Youngstown State	L	71-84
J. 20	*at Oakland	L	74-83
J. 25	*Youngstown St. (3OT)	W	121-116
J. 27	*Chicago State	W	72-64
J. 29	*at Valparaiso (OT)	L	69-77
F. 1	*Southern Utah	L	70-80
F. 3	*Oakland	W	101-92
F. 8	*at UMKC	L	59-71
F. 10	*at Chicago State	W	77-64
F. 12	*at IUPUI	L	63-85
F. 15	*at Oral Roberts	W	68-59
F. 22	*Valparaiso	L	63-78
F. 24	*IUPUI	L	60-72
M. 4	+vs. Southern Utah	L	53-66

### 2001-02 (12-16, 3-11) 7th Mid-Con

N. 18	Cardinal Stritch	W	106-52
N. 20	at Eastern Kentucky	W	71-62
N. 24	Bradley	L	69-84
N. 27	Drake	W	80-74
D. 1	at SE Missouri State	W	71-58
D. 5	at Nebraska	L	53-72
D. 8	Eastern Illinois	L	72-81
D. 16	at Illinois	L	62-98
D. 19	Eastern Kentucky	W	70-57
D. 23	Hampton	W	77-74
D. 30	Youngstown State	W	84-79
J. 2	Southeast Missouri St.	W	82-75
J. 5	*Valparaiso	L	68-78
J. 7	St. Ambrose	W	98-63
J. 10	*at Chicago State	W	82-77
J. 12	*at Southern Utah	L	63-68
J. 17	*UMKC	L	51-63
J. 19	*Oral Roberts	L	82-95
J. 24	*at Oakland	L	75-93
J. 26	*at IUPUI	L	58-59
F. 2	*at Valparaiso	L	60-84
F. 7	*Southern Utah	W	81-70
F. 9	*Chicago State	W	93-69
F. 14	*at Oral Roberts	L	67-84
F. 16	*at UMKC	L	52-64
F. 21	*IUPUI	L	77-81
F. 23	*Oakland	L	82-86
M. 3	+vs. Oral Roberts (OT)	L	75-86

### 2002-03 (7-21, 3-11) 7th Mid-Con

N. 23	at Norfolk State (OT)	W	75-74
N. 25	at Hampton	L	59-82
D. 1	at Illinois	L	56-85
D. 3	at Eastern Illinois	L	63-76
D. 6	at Iowa State	L	44-59
D. 7	vs. Denver	L	48-75
D. 14	at Drake	L	62-72
D. 17	Detroit-Mercy	L	60-79
D. 21	Concordia	W	97-78
D. 30	at Wichita State	L	56-74
J. 7	St. Ambrose	W	110-83
J. 11	*at Valparaiso	L	57-74
J. 16	*Chicago State (OT)	W	75-73
J. 18	*Southern Utah	W	74-69
J. 21	Southeast Missouri St.	W	84-75
J. 23	*at Oakland	L	62-75
J. 25	*at IUPUI	L	62-76
J. 30	*UMKC	L	71-78
F. 2	*Oral Roberts	L	77-87
F. 8	*Valparaiso	L	62-74
F. 13	*at Southern Utah	L	75-78
F. 15	*at Chicago State	W	75-73
F. 18	at SE Missouri State	L	52-53

F. 20	*IUPUI	L	59-75
F. 22	*Oakland	L	79-89
F. 27	*at Oral Roberts	L	58-79
M. 1	*at UMKC	L	79-83
M. 9	+vs. IUPUI	L	51-75

### 2003-04 (3-25, 1-15) 9th Mid-Con

N. 17	at Missouri State	L	71-82
N. 18	vs. Tennessee-Martin	L	67-96
N. 22	at Illinois	L	66-94
N. 26	at UNLV	L	55-75
N. 29	at Green Bay	L	55-70
D. 2	Drake	L	64-73
D. 6	at Minnesota	L	64-86
D. 14	Green Bay	L	69-86
D. 17	Norfolk State	W	73-53
D. 29	Eastern Illinois	W	84-79
D. 22	at Detroit	L	61-98
J. 3	*at IUPUI	L	82-89
J. 5	*Oakland	L	73-74
J. 8	*at Oral Roberts	L	70-89
J. 15	*at UMKC	L	50-85
J. 17	*at Valparaiso	L	57-73
J. 22	*Southern Utah(OT)	W	83-75
J. 24	*Chicago State	L	68-76
J. 26	St. Ambrose	L	65-80
J. 29	*Centenary	L	72-75
J. 31	*Valparaiso (OT)	L	79-81
F. 5	*at Chicago State	L	59-63
F. 7	*at Centenary	L	64-78
F. 12	*UMKC	L	52-74
F. 14	*Oral Roberts	L	66-74
F. 19	*at Southern Utah	L	55-63
F. 26	*IUPUI	L	61-75
F. 28	*at Oakland	L	59-88

### 2004-05 (11-14, 7-9) T-5th Mid-Con

N. 19	at Iowa	L	62-85
N. 23	at UCLA	L	60-75
N. 27	at Indiana	L	60-64
N. 30	Utah Valley State	W	58-49
D. 3	Harris-Stowe	W	80-43
D. 6	Evansville	L	55-72
D. 8	Loyola (Ill.)	W	65-51
D. 11	at Drake	L	54-82
D. 19	Illinois College	W	81-64
D. 21	at Eastern Illinois	L	62-65
D. 28	at Notre Dame	L	61-78
J. 4	*at Valparaiso	L	51-54
J. 8	*at Chicago State (OT)	L	67-76
J. 10	*Oral Roberts	W	85-83
J. 13	*at IUPUI	L	54-61
J. 15	*UMKC	L	80-82
J. 22	*Valparaiso	W	83-79
J. 27	*at Centenary	W	85-68
J. 29	*at Southern Utah (OT)	L	91-98
F. 5	*Oakland	L	67-72
F. 7	*IUPUI	L	66-63
F. 10	*at Oral Roberts	L	55-85
F. 17	*at UMKC	L	63-67
F. 19	*Southern Utah	W	70-50
F. 23	*at Oakland	W	75-74
F. 26	*Centenary	W	66-55
F. 28	*Chicago State	W	64-53
M. 6	+vs. IUPUI	L	62-70

# YEAR-BY-YEAR RESULTS

## 2005-06 (7-21, 3-13) 8th Mid-Con

N. 18	Harris Stowe	W	110-55
N. 22	at Utah Valley State	L	69-82
N. 26	Indiana	L	79-102
N. 29	Eastern Illinois	W	76-68
D. 3	at Kansas	L	76-68
D. 5	at Loyola University	L	63-73
D. 10	at Evansville	L	63-70
D. 18	Illinois-Springfield (OT)	W	99-89
D. 29	vs. Birmingham Southern	L	54-67
D. 30	vs. North Florida	W	58-52
J. 1	at Arkansas	L	54-83
J. 5	*Centenary	W	66-59
J. 7	*at Oral Roberts	L	66-83
J. 9	*at UMKC	L	62-72
J. 14	*Valparaiso	L	68-82
J. 16	*Oakland	L	64-76
J. 19	*at Southern Utah	L	53-69
J. 21	*at Chicago State	L	73-75
J. 23	*Oral Roberts	W	70-65
J. 26	*IUPUI	L	57-63
J. 28	*at Oakland	L	64-68
F. 4	*at Centenary	W	68-54
F. 6	*at IUPUI	L	59-66
F. 11	*at Valparaiso	L	64-76
F. 16	*Southern Utah	L	82-89
F. 18	*Chicago State	L	73-87
F. 25	*UMKC	L	73-77
M. 4	+vs. Oral Roberts	L	53-60

## 2006-07 (7-23, 3-11) 7th Mid-Con

N. 12	Upper Iowa	W	72-64
N. 17	vs. Radford (OT)	W	75-72
N. 18	vs. Florida International	L	60-62
N. 21	IPFW (5OT)	L	95-97
N. 25	Utah Valley State	L	75-77
D. 2	Morehead State	L	56-57
D. 4	Texas-Arlington	W	74-57
D. 6	at Indiana	L	40-92
D. 9	at Saint Louis	L	61-71
D. 18	Culver-Stockton	W	74-48
D. 22	at Eastern Illinois	L	56-76
D. 29	vs. Brown	L	59-63
D. 30	vs. Howard	L	67-68
J. 4	*at Oral Roberts	L	46-65
J. 6	*at Centenary	L	58-64
J. 9	at IPFW	L	77-79
J. 11	*IUPUI	L	55-68
J. 13	*Oakland	L	52-79
J. 18	*Valparaiso	L	60-78
J. 20	Chicago State	L	72-82
J. 25	*at Southern Utah	L	65-68
J. 27	*at UMKC (2OT)	L	89-95
F. 1	*Centenary	W	45-42
F. 3	*Oral Roberts	L	60-67
F. 8	*at Oakland	W	64-63
F. 10	*at IUPUI	L	47-69
F. 15	*at Valparaiso	L	56-80
F. 22	*UMKC	L	54-89
F. 24	*Southern Utah	W	51-48
M. 3	+vs. Oakland	L	57-74

## 2007-08 (12-18, 7-11) 7th The Summit League

N. 9	Waldorf	W	76-56
N. 13	at Morehead State	L	49-61
N. 17	at Kansas State	L	64-77
N. 20	Eastern Illinois	W	75-57
N. 25	at Missouri	L	52-91
N. 28	Texas Pan-Am	L	59-72

D. 1	at UT Arlington	L	57-80
D. 3	at Texas Pan-Am	W	71-69
D. 8	*IUPUI	L	47-64
D. 18	at UCLA	L	52-77
D. 22	Kennesaw State	W	66-54
D. 30	Culver-Stockton	W	85-56
J. 3	*at Southern Utah	L	60-73
J. 5	*at UMKC	W	69-62
J. 10	*South Dakota State	W	75-52
J. 12	*North Dakota State	W	83-67
J. 17	*at Centenary	L	88-95
J. 19	*at Oral Roberts	L	55-76
J. 24	*IPFW	W	65-50
J. 26	*Oakland	L	71-85
J. 31	*UMKC	W	77-62
F. 2	*Southern Utah	W	80-74
F. 7	*at North Dakota State	L	62-86
F. 9	*at South Dakota State	L	75-81
F. 14	*Oral Roberts	L	71-76
F. 16	*Centenary	W	68-67
F. 21	*at IPFW	L	62-85
F. 23	*at Oakland	L	82-91
M. 1	*at IUPUI	L	54-72
M. 9	+vs. Oakland	L	66-80

## 2008-09 (9-20, 6-12) T-8th The Summit League

N. 14	at Kennesaw State	L	63-85
N. 15	vs. Northern Illinois	L	54-65
N. 19	Eureka	W	57-75
N. 22	at Cincinnati	L	46-74
N. 24	at Florida State	L	55-67
N. 28	vs. Coastal Carolina (OT)	L	69-60
N. 29	vs. Texas Pan-Am	W	62-60
D. 6	*at IUPUI	W	58-48
D. 10	Southeast Missouri	W	66-71
D. 13	at Eastern Illinois	L	56-63
D. 21	at Southeast Missouri	L	63-64
D. 27	at Iowa	L	43-58
D. 31	*Southern Utah	W	53-61
J. 2	*UMKC	W	68-71
J. 8	*at South Dakota State	L	55-64
J. 10	*at North Dakota State	L	64-81
J. 15	*Centenary	L	47-45
J. 17	*Oral Roberts	L	64-54
J. 22	*at IPFW	L	71-80
J. 24	*at Oakland	L	46-86
J. 29	*at UMKC	W	56-51
J. 31	*at Southern Utah	L	65-66
F. 5	*North Dakota State	L	61-52
F. 7	*South Dakota State	W	59-62
F. 12	*at Oral Roberts	L	46-49
F. 14	*at Centenary	W	55-54
F. 19	*Oakland	L	77-52
F. 21	*IPFW	L	82-74
F. 28	*IUPUI	L	71-66

## 2009-10 (13-17, 6-12) T-6th The Summit League

N. 13	at Arizona State	L	35-87
N. 15	at Kansas State	L	50-82
N. 18	Truman State	W	71-59
N. 21	at Central Arkansas	W	56-46
N. 24	at Savannah State	L	48-52
N. 28	Greenville College	W	84-46
D. 3	* North Dakota State	L	55-60
D. 5	* South Dakota State	L	74-80
D. 9	Culver-Stockton	W	73-36
D. 12	Eastern Illinois	L	41-44
D. 22	Central Arkansas	W	55-44
D. 31	* at Oakland	L	63-75
J. 2	* at IPFW	L	49-53

J. 4	Savannah State	W	55-51
J. 9	* at IUPUI	L	54-67
J. 14	* Centenary	W	70-51
J. 16	* Oral Roberts	L	62-74
J. 21	* at UMKC	L	57-61
J. 23	* at Southern Utah	W	67-54
J. 28	* IPFW	L	58-63
J. 30	* Oakland	L	64-68
F. 2	at N. Carolina Central	W	53-50
F. 6	* IUPUI	L	42-70
F. 11	* at Oral Roberts	W	64-62
F. 13	* at Centenary	W	64-55
F. 18	* Southern Utah	W	63-49
F. 20	* UMKC	W	64-59
F. 25	* at South Dakota State	L	53-66
F. 27	* at N. Dakota St. (OT)	L	59-63
M. 6	+ vs. IUPUI	L	68-77

## 2010-11 (7-23, 2-16) 9th The Summit League

N. 12	St. Francis (Ill.)	W	89-41
N. 14	at Savannah State	W	83-47
N. 18	% Missouri	L	61-66
N. 20	% Wyoming	L	55-64
N. 23	% Morgan State	L	53-72
N. 24	% Prairie View A&M	W	69-63
D. 2	* Oral Roberts	L	58-71
D. 4	* Centenary	W	57-51
D. 8	Culver Stockton	W	68-44
D. 11	at Eastern Illinois	L	58-61
D. 20	at Creighton	L	47-60
D. 30	* at IUPUI	L	55-70
J. 1	Purdue Calmet	W	59-56
J. 6	* at IPFW	L	55-68
J. 8	* at Oakland	L	50-79
J. 13	* South Dakota State	L	50-81
J. 15	* North Dakota State	W	67-62
J. 20	* at Southern Utah	L	48-69
J. 22	* at UMKC	L	46-55
J. 26	North Carolina Central	L	58-66
J. 29	* IUPUI	L	45-56
F. 3	* Oakland	L	65-88
F. 5	* IPFW	L	56-67
F. 10	* at North Dakota State	L	48-68
F. 12	* at South Dakota State	L	61-82
F. 17	* UMKC	L	61-66
F. 19	* Southern Utah	L	63-68
F. 24	* at Centenary	L	60-73
F. 26	* at Oral Roberts	L	57-69
M. 1	Savannah State	L	47-51
% Cancun Challenge Game			

## 2011-12 (18-15, 9-9) 4th The Summit League

N. 12	at Dayton	L	58-87
N. 17	at #17 Michigan	L	55-59
N. 22	Greenville College	W	84-49
N. 26	at North Dakota	W	65-62
D. 1	* North Dakota State	W	55-51
D. 3	* South Dakota State	L	66-67
D. 10	Eastern Illinois	W	64-48
D. 19	at Illinois-Chicago	L	56-57
D. 22	North Dakota	W	68-46
D. 27	Eureka College	W	73-52
D. 30	* at IUPUI	L	68-75
J. 3	* South Dakota	W	67-44
J. 5	* at Oakland	W	71-61
J. 7	* at IPFW	W	75-65
J. 12	* Oral Roberts (2 OT)	L	70-71
J. 14	* Southern Utah	L	55-65
J. 19	* at UMKC	L	50-72
J. 21	* at South Dakota	W	47-45

# YEAR-BY-YEAR RESULTS

J. 24	at Nebraska-Omaha	W	81-70
J. 28	* IUPUI	W	57-55
F. 2	* IPFW	W	62-52
F. 4	* Oakland (2 OT)	L	70-74
F. 9	* at Southern Utah	L	44-60
F. 11	* at Oral Roberts	L	51-61
F. 15	*UMKC	W	47-42
F. 18	% at Evansville	L	45-68
F. 23	* at South Dakota State	L	57-74
F. 25	* at North Dakota State	W	77-64
F. 29	Nebraska-Omaha	W	72-51
M. 4	+ North Dakota State	W	58-53
M. 5	+ Oral Roberts	W	54-53
M. 6	+ South Dakota State (OT)	L	50-52
M. 14	\$ Oregon State	L	59-80

% ESPN BracketBusters  
\$ College Basketball Invite game

## 2012-13 (22-9, 13-3) co-Regular Season

### Summit League Champions

N. 10	Wabash	W	71-39
N. 14	SIU-Edwardsville	L	50-62
N. 16	# vs. Buffalo	W	67-58
N. 17	# at Evansville	L	44-49
N. 18	# vs. Yale	W	59-47
N. 24	at Savannah State	L	38-39
N. 29	* at South Dakota	W	73-71
D. 1	* at Kansas City	W	68-63
D. 5	at Eastern Illinois	W	57-45
D. 8	SIU-Edwardsville	W	55-38
D. 18	UIC	W	70-54
D. 27	* Oakland	W	73-63
D. 29	* Fort Wayne	W	62-50
J. 2	Savannah State	W	39-35
J. 5	* IUPUI	W	57-53
J. 9	Greenville	W	95-48
J. 12	* at Omaha	W	89-74
J. 17	* South Dakota State	L	53-59
J. 19	* North Dakota State	W	50-42
J. 24	* at Fort Wayne	W	43-40
J. 26	* at Oakland	L	60-67
F. 2	* at IUPUI	W	68-59
F. 7	* Omaha	W	68-50
F. 14	* at North Dakota State	W	49-36
F. 16	* at South Dakota State	L	55-64
F. 23	% Cleveland State	L	54-60
F. 28	* Kansas City	W	53-50
M. 2	* South Dakota	W	61-59
M. 9	+ South Dakota	W	54-53
M. 11	+ North Dakota State	L	43-55
M. 20	\$ at Purdue	L	67-81

# Coaches vs. Cancer hosted by Evansville  
% ESPN BracketBusters  
\$ College Basketball Invitational

## 2013-14 (10-20, 4-10) 7th The Summit League

N. 9	at Idaho	L	63-67
N. 12	at Nebraska	L	47-62
N. 17	at Pacific	L	52-66
N. 21	Eureka	W	79-52
N. 26	at SE Louisiana	L	52-62
N. 30	Greenville	W	76-49
D. 4	Eastern Illinois	W	60-32
D. 7	Grace Bible	W	77-43
D. 16	at Alabama State	L	52-59
D. 19	& at Utah State	L	52-68
D. 20	& vs. Troy	W	62-50
D. 21	& vs. UC Santa Barbara	L	55-61
D. 28	! at UTEP	L	64-67

D. 29	! vs. Alcorn State (OT)	W	64-62
J. 4	William & Mary	L	67-78
J. 11	* Omaha (OT)	W	79-72
J. 16	* at South Dakota State	L	55-64
J. 18	* at North Dakota State	L	52-65
J. 23	* South Dakota	W	79-61
J. 25	* Denver	L	55-67
J. 30	* at IUPUI	W	69-54
F. 1	* at Fort Wayne	L	64-77
F. 8	* at Omaha	L	60-71
F. 13	* North Dakota State	L	52-56
F. 15	* South Dakota State	L	50-62
F. 20	* at Denver	L	67-75
F. 25	* at South Dakota	L	54-64
F. 27	* Fort Wayne	L	56-65
M. 1	* IUPUI	W	75-70
M. 9	* South Dakota State	L	50-71

& Basketball Travelers Classic  
! Don Haskins Sun Bowl Classic

## 2014-15 (8-20, 3-13) 9th The Summit League

N. 14	Pacific	L	71-73 (OT)
N. 17	at UIC	L	64-67
N. 22	SE Louisiana	W	60-57
N. 25	at William & Mary	L	49-83
N. 29	Greenville	W	91-56
D. 4	at Akron	L	49-73
D. 7	at Cleveland State	L	54-76
D. 11	Idaho	W	78-75
D. 13	Alabama State	W	78-68
D. 23	at Memphis	L	51-78
D. 30	Anderson (Ind.)	W	74-62
J. 2	* Fort Wayne	W	73-67
J. 4	* Omaha	W	80-78
J. 7	* at South Dakota State	L	44-75
J. 10	* Oral Roberts	L	57-66
J. 14	* at Denver	L	54-68
J. 16	* at North Dakota State	L	48-61
J. 22	* South Dakota	L	58-68
J. 30	* IUPUI	W	63-59
F. 1	* North Dakota State	L	62-64
F. 5	* at South Dakota	L	61-75
F. 12	* at Oral Roberts	L	67-77
F. 14	* at Omaha	L	58-77
F. 18	* South Dakota State	L	77-79
F. 21	* Denver	L	46-59
F. 26	* at IUPUI	L	66-71
F. 28	* at Fort Wayne	L	64-84

\*Summit League Game  
+Summit League Tournament game

## 2015-16 (10-17, 3-13) 9th The Summit League

N. 13	at No. 17 Wisconsin	W	69-67
N. 15	Hannibal-LaGrange	W	94-57
N. 17	UIC	W	84-57
N. 21	at Eastern Illinois	W	83-63
N. 25	Trinity Christian	W	79-44
N. 28	at Creighton	L	67-97
D. 2	Silver Lake	W	84-49
D. 7	at Iowa	L	56-90
D. 12	Eastern Illinois	W	64-57
D. 19	at Chicago State	L	70-77
D. 21	at Loyola (Chicago)	L	67-72
J. 1	* at Omaha	L	80-82
J. 3	* at South Dakota State	L	59-63
J. 9	* IUPUI	L	60-67
J. 14	* Denver	L	69-76

J. 16	* Oral Roberts	L	68-77
J. 20	* at South Dakota	L	67-76
J. 23	* North Dakota State	L	52-65
J. 20	* at IUPUI	L	67-69
J. 30	* at Fort Wayne	L	67-88
F. 3	* Omaha	W	83-76
F. 11	* at Denver	W	63-60
F. 13	* at Oral Roberts	L	66-72
F. 17	* at North Dakota State	L	54-63
F. 20	* South Dakota State	L	67-87
F. 25	* Fort Wayne	L	75-87
F. 27	* South Dakota	W	90-76

## 2016-17 (8-20, 5-11)

### 8th The Summit League

N. 11	at Kansas State	L	55-82
N. 13	Oak Hills Christian	W	95-48
N. 16	Southeast Missouri	L	71-74
N. 19	at Eastern Illinois	L	64-73
N. 23	Crown College	W	91-53
N. 26	at Miami (Ohio)	L	72-81
N. 29	at American	L	50-57
D. 3	Chicago State	L	76-83 (OT)
D. 10	Eastern Illinois	L	49-63
D. 17	at Milwaukee	W	75-59
D. 19	at No. 15 Purdue	L	50-82
D. 29	* at Fort Wayne	W	93-91
D. 31	* at IUPUI	L	71-89
J. 4	* South Dakota State	W	82-74
J. 7	* Oral Roberts	W	86-71
J. 11	* at Denver	L	70-84
J. 14	* at Omaha	L	72-86
J. 21	* North Dakota State	L	57-89
J. 25	* at South Dakota	L	55-62
J. 28	* IUPUI	W	78-69
F. 1	* at South Dakota State	L	65-98
F. 4	* OMAHA	L	67-79
F. 8	* at Oral Roberts	W	63-60
F. 14	* Denver	L	72-78
F. 18	* at North Dakota State	L	91-100 (2OT)
F. 23	* South Dakota	L	81-92
F. 25	* Fort Wayne	L	92-96 (OT)
M. 4	+ vs. South Dakota	L	69-78

\*Summit League Game  
+Summit League Tournament game

## 2017-18 (12-16, 3-11) 8th The Summit League

N. 11	St. Mary's of Minn.	W	109-68
N. 15	Eastern Illinois	W	56-54
N. 18	Calvary University	W	102-25
N. 22	at SIUE	W	69-67
N. 25	at Iowa State	L	70-45
N. 28	IUPUI	W	90-77
D. 2	Miami (Ohio)	L	76-73 (OT)
D. 6	American	W	69-56
D. 9	Milwaukee	W	90-69
D. 19	at Eastern Illinois	L	78-77
D. 21	at Butler	L	107-46
D. 31	Lincoln Christian	W	91-57
J. 3	at South Dakota	L	62-50
J. 6	at Oral Roberts	L	81-66
J. 13	Oak Hills Christian	W	107-45
J. 17	Fort Wayne	L	75-74
J. 20	South Dakota State	L	98-70
J. 25	at Denver	L	70-58

J. 27	at North Dakota State	L	80-69
F. 1	South Dakota	L	80-54
F. 3	Oral Roberts	W	82-56
F. 8	at Omaha	L	71-68
F. 14	at Fort Wayne	L	90-74
F. 17	at South Dakota State	L	82-62
F. 22	North Dakota State	W	82-74
F. 24	Denver	L	89-52
M. 3	vs. South Dakota State	L	66-60

# ALL-TIME RESULTS VS. OPPONENT

Team	W	L	Team	W	L	Team	W	L
Alabama State	2	2	Hawaii-Hilo	1	1	Parsons	2	0
Alcorn State	3	0	Hawaiian All-Stars	1	0	Pasadena	1	0
Akron	10	15	Hedding	3	9	Peoria Caterpillar	0	2
Alton Ionized	0	1	Hofstra	1	0	Pepperdine	0	1
American	1	1	Holy Cross	1	0	Peru State	2	0
Anderson (Ind.)	1	0	Hong Wah Kues	1	0	Pine Sol All-Stars	2	0
Arizona	0	1	Howard	1	2	Pittsburg State (Kan.)	0	1
Arizona State	0	1	Idaho	1	1	Prairie View A&M	1	1
Arkansas	2	3	Illinois	0	5	Pratt Institute	1	0
Arkansas-Little Rock	1	1	Illinois-Chicago	17	20	Princeton	1	0
Arkansas Poly	1	0	Illinois College	30	5	Purdue	0	5
Arkansas State	2	1	Illinois State	41	63	Purdue-Calumet	1	0
Armour Tech	1	1	Illinois-Springfield	1	0	Quincy	45	28
Ashland	0	1	Illinois Tech	3	0	Quincy YMCA	1	0
Athletes in Action	1	0	Illinois Wesleyan	5	3	Radford	1	0
Augustana (Ill.)	22	15	IUPUI	16	32	Regis (Co.)	2	0
Augustana (S.D.)	0	1	Indiana	0	3	Ripton	0	1
Austin Peay State	1	0	Indiana State	2	8	Rockhurst	0	1
Ball State	2	4	Iowa	0	9	Roosevelt	1	0
Baptist College	1	1	Iowa State	0	7	Saint Louis	4	7
Bellarmine	1	1	Iowa Wesleyan	8	2	Samford	2	0
Birmingham Southern	0	1	Jackson State	2	3	San Diego	0	2
Blackburn	2	0	Kansas	0	1	Savannah State	3	3
Bradley	4	18	Kansas City	17	26	Shurtleff	14	4
Brown	0	1	Kansas State	1	4	Silver Lake	1	0
Buffalo	6	6	Kennesaw State	1	1	Simpson	4	0
Burlington J.C.	5	0	Kentucky State	0	1	South Carolina State	1	0
Butler	1	4	Kentucky Wesleyan	1	0	South Dakota	7	11
California-Irvine	0	1	Keokuk	1	0	South Dakota State	4	23
California-San Diego	1	0	Knox	9	7	Southeastern Louisiana	6	1
California-Fullerton	0	1	LaCrosse	1	1	Southeast Missouri State	1	4
Cal Poly San Luis Obispo	1	0	Lamar	0	1	Southeast Oklahoma State	1	2
Calvary University	1	0	Lewis	0	1	Southern Illinois	23	38
Campbell	0	1	Lewisville	1	0	SIU-Edwardsville	7	2
Canisius	1	0	Lincoln	9	6	South Arkansas State	1	0
Canton H.S.	4	3	Lincoln Christian	1	0	Southern Mississippi	0	3
Canton Legion	1	0	Lombard	1	9	Southern Utah	13	19
Cardinal Stritch	3	0	Long Beach Area College	1	0	Southern University	0	1
Carroll	1	0	Long Beach State	0	1	Southwest Missouri State	8	14
Carson-Newman	1	1	Loras	16	5	Southwest Texas State	2	0
Carthage (Ill.)	55	20	Louisiana Tech	1	0	Sparks	2	0
Chaminade	0	1	Loyola-Chicago	1	3	St. Ambrose	33	8
Chapman College	1	0	MacMurray	13	5	St. Benedicts	0	1
Central Arkansas	2	0	Maine	0	1	St. Cloud State	3	0
Central Connecticut State	6	1	Marquette	0	1	St. Francis (Ill.)	1	1
Central Florida	1	1	Maryland-Eastern Shore	1	0	St. John's	1	0
Central Michigan	24	27	Maryville	1	0	St. Joseph's	1	2
Central Missouri State	6	3	McKendree	12	6	St. Mary's	2	0
Central State (Ohio)	1	2	Memphis	0	1	St. Thomas	1	0
Centenary	10	8	Mercer	0	1	St. Viator	4	3
Chanute Field (Air Force Base)	1	0	Miami (Ohio)	0	2	St. Xavier-Chicago	4	0
Chicago State	24	14	Michigan	0	1	Steubenville (Ohio)	1	0
Chicago Teachers	1	0	Michigan State	0	2	Table Grove H.S.	1	0
Christian	4	0	Miles (Al.)	0	1	Tennessee A & I	1	3
Christian Brothers	1	0	Millikin	16	6	Tennessee Martin	0	1
Cincinnati	1	1	Milwaukee	2	0	Tennessee Tech	1	1
Cleveland State	7	19	Minnesota	0	4	Texas-Arlington	1	0
Coe College	2	0	Minnesota-Morris	1	0	UTEP	0	2
Coastal Carolina	0	1	Minnesota State	3	1	Texas Pan-Am	2	1
Concordia	4	1	Mississippi Valley State	3	1	Texas Southern	2	0
Cornell	3	0	Missouri	0	3	Texas Wesleyan	1	0
Creighton	0	4	Missouri Baptist	1	0	Trinity Christian	1	0
Crown College	1	0	Missouri-Rolla	2	0	Troy State	7	0
Culver-Stockton	15	2	Missouri-St. Louis	6	5	Truman State (NE Missouri State)	14	12
Dayton	2	1	Monmouth (Ill.)	11	4	Texas Tech	0	1
Delaware State	1	1	Monmouth (N.J.)	0	1	UC Santa Barbara	0	1
Denver	2	10	Montana State	1	3	UCLA	0	2
DePaul	1	0	Montana	0	1	Union College	0	1
DePauw	0	1	Morehead State	5	3	United States International	1	0
Detroit	0	4	Morgan State	1	1	Universal Aviation	1	0
Drake	1	4	Morningside	2	0	Upper Iowa	2	0
Dubuque	3	0	Morton J.C.	1	0	Utah State	0	1
East Carolina	1	1	Mount Harvey (W.V.)	1	0	Utah Valley State	1	2
East Texas State	1	0	Mount Morris	4	1	Valdosta State	0	1
Eastern Illinois	78	80	Murray State	0	3	Valparaiso	23	31
Eastern Kentucky	4	0	Navy	0	1	Villa Madonna	0	1
Eastern Michigan	19	9	Nebraska	0	5	Virginia Commonwealth	0	2
Eastern New Mexico	1	0	Nebraska Wesleyan	2	0	Wabash	1	0
Eastern Washington	1	1	Nevada-Las Vegas	0	1	Waldorf	1	0
Elmhurst	6	1	Nevada-Reno	0	1	Washington H.S.	1	0
Emporia State	1	1	New Orleans	0	1	Washington University (Mo.)	6	3
Eureka	22	11	Norfolk State	2	0	Wayland Baptist	1	0
Evansville	0	4	North Carolina Central	1	1	Wayne State	1	0
Fairfield	0	1	North Central	3	2	Weber State	0	1
Fairleigh-Dickinson	0	1	North Dakota	3	2	West Virginia	0	1
Ferris State	1	0	North Dakota State	8	16	Western Michigan	1	0
Florida A & M	1	1	North Florida	1	0	Wheaton	7	1
Florida Atlantic	1	0	Northeastern Illinois	10	3	Wichita State	0	2
Florida International	0	1	Northern Colorado	1	1	William and Mary	0	2
Florida Southern	1	1	Northern Illinois	47	38	William and Vishti	0	1
Florida State	0	1	Northern Iowa	28	30	William Jewell	2	0
Fort Wayne	9	17	Northern Kentucky	0	2	William Penn	9	0
Frostburg State	0	1	Northern Michigan	6	8	Winona State	3	0
Galesburg H.S.	0	4	Northwest Missouri State	1	1	Wisconsin	2	1
Gem City Business College	1	0	Northwestern	3	4	Wisconsin-Eau Claire	3	2
Georgetown (Ky.)	3	0	Northwestern Louisiana	1	1	Wisconsin-Green Bay	8	25
Georgia Southern	1	0	Notre Dame	0	4	Wisconsin-Milwaukee	11	16
Grace Bible	1	0	Oak Hills Christian	2	0	Wisconsin-Oshkosh	3	0
Grandview	1	0	Oakland	6	26	Wisconsin-Oshkosh	2	3
Greenville	5	0	Oklahoma Baptist	1	0	Wisconsin-Platteville	7	0
Gustavus Adolphus	4	0	Oklahoma	1	1	Wisconsin-Stevens Point	1	0
Hamline	3	0	Omaha	10	10	Wright State	2	7
Hampton	1	1	Oral Roberts	10	32	Wyoming	0	1
Hannibal-LaGrange (Mo.)	1	0	Oregon	1	1	Yale	1	0
Harris Stowe	1	0	Oregon State	0	2	Youngstown State	21	11
Harlem Globetrotters	1	0	Pacific	0	3			
Hawaii	0	3	Pacific Lutheran	1	1			
			Pan-American	1	1			

# ALL-TIME RESULTS VS. SUMMIT LEAUGE

## Denver • Denver leads 10-2

Jan 30, 1978	W	84-78	A
Dec 7, 2002	L	48-75	N
Jan 25, 2014	L	55-67	H
Feb 20, 2014	L	67-75	H
Jan 14, 2015	L	54-68	A
Feb 21, 2015	L	46-59	H
Jan 14, 2016	L	69-76	H
Feb 11, 2016	W	63-60	A
Jan 11, 2017	L	70-84	A
Feb 14, 2017	L	72-78	H
Jan 25, 2018	L	70-58	A
Feb 24, 2018	L	89-52	H

## Fort Wayne • Fort Wayne leads 16-8

Jan 11, 1988	W	74-63	H
Nov 21, 2006	L-5OT	95-97	H
Jan 9, 2007	L	77-79	A
Jan 24, 2008	W	65-50	H
Feb 21, 2008	L	62-85	A
Jan 22, 2009	L	71-80	A
Feb 21, 2009	L	82-74	H
Jan 2, 2010	L	49-53	A
Jan 28, 2010	L	58-63	H
Jan 6, 2011	L	55-68	A
Feb 5, 2011	L	56-67	H
Feb 5, 2011	L	56-67	H
Jan 7, 2011	W	75-65	A
Feb 2, 2012	W	62-52	H
Dec 29, 2012	W	62-50	H
Jan 24, 2013	W	43-40	A
Feb 1, 2014	L	64-77	A
Feb 27, 2014	L	56-65	H
Jan 2, 2015	W	73-67	H
Feb 28, 2015	L	64-84	A
Jan 31, 2016	L	67-88	A
Feb 25, 2016	L	75-87	H
Dec 29, 2016	W	93-91	A
Feb 25, 2017	L	92-96	H
Jan 17, 2018	W	75-74	H
Feb 14, 2018	L	90-74	A

## Omaha • Western leads 10-8

Dec 28, 1955	W	89-65	A
Feb 24, 1975	W	88-86	H
Dec 23, 1975	L	65-75	A
Jan 22, 1976	W	80-68	H
Dec 11, 1976	L	81-90	A
Jan 10, 1977	L	71-89	H
Jan 24, 2012	W	81-70	A
Feb 29, 2012	W	72-51	H
Jan 12, 2013	W	89-74	A
Feb 7, 2013	W	68-50	H
Jan 11, 2014	W-OT	79-72	H
Feb 8, 2014	L	60-71	A
Jan 4, 2015	W	80-78	H
Feb 14, 2015	L	58-77	A
Jan 1, 2016	L	80-82	A
Feb 3, 2016	W	83-76	H
Jan 14, 2017	L	72-86	A
Feb 4, 2017	L	68-79	H
Jan 11, 2018	L	87-66	H
Feb 8, 2018	L	71-68	A

## Oral Roberts • Oral Roberts leads 31-9

1968-69	L	69-82	H
Jan 17, 1998	W	66-62	H
Feb 12, 1998	L	71-92	A
Jan 2, 1999	L	67-71	A
Jan 30, 1999	W	79-73	H
Jan 6, 2000	L	62-72	H

Feb 5, 2000	L	71-78	A
Jan 13, 2001	L	84-86	H
Feb 15, 2001	W	68-59	A
Jan 19, 2002	L	82-95	H
Feb 14, 2002	L	67-84	A
Mar 3, 2002	L-OT	75-86	T
Feb 2, 2003	L	77-87	A
Feb 27, 2003	L	58-79	A
Jan 8, 2004	L	70-89	A
Feb 14, 2004	L	66-74	H
Jan 10, 2005	W	85-83	H
Feb 10, 2005	L	55-85	A
Jan 7, 2006	L	66-83	A
Jan 23, 2006	W	70-65	H
Mar 4, 2006	L	53-60	T
Jan 4, 2007	L	46-65	A
Feb 3, 2007	L	60-67	H
Jan 19, 2008	L	55-76	A
Feb 14, 2008	L	71-76	H
Jan 17, 2009	L	64-54	H
Feb 12, 2009	L	46-49	A
Jan 16, 2010	L	62-74	H
Feb 11, 2010	W	64-62	A
Dec 2, 2010	L	58-71	H
Feb 26, 2011	L	57-69	A
Jan 12, 2011	L-OT	70-71	H
Feb 11, 2011	L	51-61	A
March 5, 2011	W	54-53	N
Jan 10, 2015	L	57-66	H
Feb 12, 2015	L	67-77	A
Jan 16, 2016	L	68-77	H
Feb 13, 2016	L	66-72	A
Jan 7, 2017	W	86-71	H
Feb 8, 2017	W	63-60	A
Jan 6, 2018	L	81-66	A
Feb 3, 2018	W	82-56	H

## South Dakota • South Dakota leads 9-7

Dec 6, 1969	L	74-82	H
Dec 12, 1970	L	82-83	A
Jan 3, 2012	W	67-44	H
Jan 21, 2012	W	47-45	A
Nov 29, 2012	W	73-71	A
March 2, 2013	W	61-59	H
March 9, 2013	W	54-53	N
Jan 23, 2014	W	79-61	H
Feb 22, 2014	L	54-64	A
Jan 22, 2015	L	58-68	H
Feb 5, 2015	L	61-75	A
Jan 20, 2016	L	67-76	A
Feb 27, 2016	W	90-76	H
Jan 25, 2017	L	55-62	A
Feb 23, 2017	L	81-92	H
March 4, 2017	L	69-78	N
Jan 3, 2018	L	62-50	A
Feb 8, 2018	L	80-54	H

## South Dakota State • SDSU leads 20-4

Dec 31, 1948	W	64-41	H
Feb 29, 1980	L	86-98	N
Jan 10, 2008	W	75-52	H
Feb 9, 2008	L	75-81	A
Jan 8, 2009	L	55-64	A
Feb 7, 2009	W	59-62	H
Dec 5, 2009	L	74-80	H
Feb 25, 2010	L	53-66	A
Jan 13, 2011	L	50-81	H
Feb 12, 2011	L	61-82	A
Dec 3, 2011	L	66-67	H
Feb 23, 2012	L	57-74	A
Feb 12, 2012	L	50-52	N
Jan 17, 2013	L	53-59	H

Feb 16, 2013	L	55-64	A
Jan 16, 2014	L	55-64	A
Feb 15, 2014	L	50-62	H
March 9, 2014	L	50-71	N
Jan 7, 2015	L	44-75	A
Feb 18, 2015	L	77-79	H
Jan 3, 2016	L	59-63	A
Feb 20, 2016	L	67-87	H
Jan 4, 2017	W	82-74	H
Feb 1, 2017	L	65-98	A
Jan 20, 2018	L	98-70	H
Feb 17, 2018	L	82-62	A
March 3, 2018	L	66-60	N

**LEAGUE/TOURNAMENT HISTORY**

Overall Tournament Record.....14-28  
 First round Record.....8-21  
 \*one first round bye in 1995  
 Semifinals Record .....5-4  
 Finals Record .....1-4  
 Tournament Champs .....1  
 (1984)  
 Reg. Season Champs .....2  
 (82-83, 12-13)

**Record by Seed**

No. 1 .....0-0  
 No. 2 .....5-4  
 No. 3 .....4-3  
 No. 4 .....2-3  
 No. 5 .....3-1  
 No. 6 .....0-4  
 No. 7 .....0-5  
 No. 8 .....0-8

**Record vs. Opponent**

Buffalo .....2-1  
 C. Connecticut State .....1-0  
 Chicago State .....0-0  
 Cleveland State .....1-1  
 Eastern Illinois .....2-3  
 IUPUI .....0-3  
 Missouri State .....0-1  
 North Dakota State .....1-1  
 Oakland .....0-2  
 Oral Roberts .....1-2  
 South Dakota .....1-1  
 South Dakota State .....0-4  
 Southern Utah .....0-2  
 UIC .....1-1  
 UMKC .....1-0  
 Valparaiso .....1-4  
 Green Bay .....0-3  
 Youngstown State .....2-0

**Record in Overtime**

**Overall .....0-3**  
**Single overtime.....0-2**  
 (86-75 vs. ORU, 1st round, 01-02)  
 (52-50 vs. SDSU, finals, 11-12)  
**Triple overtime.....0-1**  
 (88-85 vs. Valparaiso, finals, 94-95)

**CONFERENCE AWARDS**

**PLAYER OF THE YEAR**

Joe Dykstra 1982-83

**COACH OF THE YEAR**

Jack Margenthaler 1982-83  
 Jim Kerwin 1998-99  
 Jim Molinari 2012-13

**NEWCOMER OF THE YEAR**

Mike Ayers 1986-87  
 Eulis Baez 2004-05  
**Garret Covington 2013-14**

**DEFENSIVE PLAYER OF THE YEAR**

Ceola Clark III 2009-10  
 Ceola Clark III 2011-12  
 Terell Parks 2012-13  
 Brandon Gilbeck 2017-18

**YEAR-BY-YEAR TOURNAMENT RESULTS**

Year	Seed	Round	Opponent	W/L	Score	Head Coach	
1984	5	First Round	4 Eastern Illinois	W	81-65	Jack Margenthaler	
		Semifinals	1 UIC	W	87-67	Jack Margenthaler	
		Championship	7 Cleveland State	W	73-64	Jack Margenthaler	
1985	2	First round	7 Valparaiso	W	76-71	Jack Margenthaler	
		Semifinals	3 Eastern Illinois	L	71-76	Jack Margenthaler	
1986	4	First round	5 UIC	L	68-71	Jack Margenthaler	
1987	8	First round	1 Missouri State	L	60-81	Jack Margenthaler	
1988		(No tournament was held)					Jack Margenthaler
1989	6	First round	3 Eastern Illinois	L	47-81	Jack Margenthaler	
1990	3	First round	6 Eastern Illinois	W	71-57	Jack Margenthaler	
		Semifinals	2 Wisconsin-Green Bay	L	46-49	Jack Margenthaler	
1991	6	First round	3 Eastern Illinois	L	75-79	Jack Margenthaler	
1992	8	First round	1 Wisconsin-Green Bay	L	37-59	Jack Margenthaler	
1993	8	First round	1 Cleveland State	L	53-64	Jim Kerwin	
1994	8	First round	1 Wisconsin-Green Bay	L	39-79	Jim Kerwin	
1995	2	First round	BYE	-	-	Jim Kerwin	
		Semifinals	3 Buffalo	W	76-70	Jim Kerwin	
		Championship	1 Valparaiso	L (3OT)	85-88	Jim Kerwin	
1996	2	First round	7 Youngstown State	W	69-48	Jim Kerwin	
		Semifinals	6 Central Connecticut	W	68-66	Jim Kerwin	
		Championship	1 Valparaiso	L	52-75	Jim Kerwin	
1997	3	First round	6 Youngstown State	W	66-64	Jim Kerwin	
		Semifinals	2 Buffalo	W	80-77	Jim Kerwin	
		Championship	1 Valparaiso	L	59-63	Jim Kerwin	
1998	4	First round	5 Buffalo	L	74-81	Jim Kerwin	
1999	3	First round	6 UMKC	W	77-71	Jim Kerwin	
		Semifinals	2 Valparaiso	L	59-77	Jim Kerwin	
2000	7	First round	2 Southern Utah	L	68-78	Jim Kerwin	
2001	7	First round	2 Southern Utah	L	53-66	Jim Kerwin	
2002	7	First round	2 Oral Roberts	L (OT)	75-86	Jim Kerwin	
2003	7	First round	2 IUPUI	L	51-75	Jim Kerwin	
2004		(Did not qualify)					Derek Thomas
2005	5	First round	4 IUPUI	L	62-70	Derek Thomas	
2006	8	First round	1 Oral Roberts	L	53-60	Derek Thomas	
2007	7	First round	2 Oakland	L	57-74	Derek Thomas	
2008	6	First round	3 Oakland	L	66-80	Derek Thomas	
2009		(Did not qualify)					Jim Molinari
2010	7	First round	2 IUPUI	L	68-77	Jim Molinari	
2011		(Did not qualify)					Jim Molinari
2012	4	First round	5 North Dakota State	W	58-53	Jim Molinari	
		Semifinals	1 Oral Roberts	W	54-53	Jim Molinari	
		Championship	2 South Dakota State	L (OT)	50-52	Jim Molinari	
2013	2	First round	7 South Dakota	W	54-53	Jim Molinari	
		Semifinals	3 North Dakota State	L	43-55	Jim Molinari	
		Championship	3 South Dakota State	L	50-71	Jim Molinari	
2014	6	First round	3 South Dakota State	L	50-71	Jim Molinari	
2015	8	First round	1 South Dakota State	L	50-87	Billy Wright	
2017	8	First round	1 South Dakota	L	69-78	Billy Wright	

**ALL-TIME CONFERENCE HONORS**

**FIRST TEAM**

1982-83 ..... Joe Dykstra  
 ..... Eric Jackson  
 1983-84 ..... Todd Hutcheson  
 1990-91 ..... Ron Ateman  
 1994-95 ..... Garrick Vicks  
 1996-97 ..... Janthony Joseph  
 1998-99 ..... Shawn Doles  
 1999-00 ..... Juan Martinez  
 2009-10 ..... Ceola Clark III  
 2012-13 ..... Ceola Clark III  
 ..... Terell Parks

**SECOND TEAM**

1984-85 ..... J.D. Dykstra  
 ..... Johnny Holman  
 1986-87 ..... Mike Ayers  
 1987-88 ..... Dwayne Scott  
 1989-90 ..... Johnny Hawk  
 1995-96 ..... George Mihsap  
 ..... Garrick Vicks  
 1997-98 ..... Tony Ackerman  
 1998-99 ..... Brandon Creason  
 ..... Juan Martinez  
 2001-02 ..... Quentin Mitchell  
 2004-05 ..... Eulis Baez  
 2008-09 ..... David DuBois  
 2011-12 ..... Ceola Clark III  
 2013-14 ..... Garret Covington  
 2014-15 ..... Garret Covington  
 2015-16 ..... Garret Covington  
 2016-17 ..... Garret Covington

**HONORABLE MENTION**

2005-06 ..... Fred Oguns  
 2006-07 ..... David Jackson  
 2007-08 ..... David Jackson  
 2011-12 ..... Terell Parks  
 2017-18 ..... Brandon Gilbeck  
 2017-18 ..... Kobe Webster

**ALL-NEWCOMER**

1983-84 ..... Johnny Holman  
 1986-87 ..... Mike Ayers  
 1988-89 ..... Johnny Hawk  
 1989-90 ..... Ron Ateman  
 1990-91 ..... Preston Lewis  
 1991-92 ..... Charles Turner  
 1993-94 ..... Garrick Vicks  
 1995-96 ..... Janthony Joseph  
 1996-97 ..... Tony Ackerman  
 1997-98 ..... Shawn Doles  
 1998-99 ..... Juan Martinez  
 2003-04 ..... T.J. Gray  
 2004-05 ..... Eulis Baez  
 2007-08 ..... David DuBois  
 2011-12 ..... Terell Parks  
 ..... Obi Emegano  
 2012-13 ..... Adam Link  
 2013-14 ..... Garret Covington  
 2017-18 ..... Kobe Webster

# ALL-TIME LETTERWINNERS

## A

Abrams, Tim (22)	1981
Ackerman, Tony (4)	1997-98
Adams, Wayne	1917-18
Adamson, Dale (33)	1972-73
Ahart, Jerry	1975
Akana, Kevin (5)	1995
Akers, Greg (55)	1985
Alexander, Geoff (44, 4)	1998-99
Alexander, Elmer	1929-32
Ancrum, Dalan (15)	2015-18
Anderson, Berwyn	1929-30, 1931-33
Anderson, Bob (11)	1966-69
Anderson, Keith (55, 22)	1978-79
Andrie, Keith (45)	2003-04
Ateman, Ron (33)	1989-90
Atwood, Eldon	1939-40
Ausbury, Glenn	1923-26
Avant, Al	1959-61
Ayers, Mike (13)	1986-87
Azbell, Ken	1950-51

## B

Baez, Eulis (30)	2004-05
Bainter, Brad (52, 13)	1975-78
Bakas, Pete	1948-51
Baltzell, Bill	1951-53
Banks, Dwayne	1977-80
Barclay, Ralph	1922-24
Barclift, Perry	1935-36
Barrett, Charlie	1932-33, 1934-35
Barrett, Terry (24)	1976-79
Batish, Jamie (10)	2015-16
Beasley, Harry (45)	1969-70
Beedle, James	1929-32
Behrends, Chuck (20, 21)	1954-55
Bell, Bob	1959-61
Bishop, Bill	1939-42
Black, Scott	1930-31
Blalock, Sean (32)	2004-06
Bogers, John	1969-70
Bolen, Clarence	1922-25
Boller, Chris (31, 32, 33)	1991-93
Borman, Paul	1960-62
Boyer, Bill	1950-52
Brady, Jennings	1916-17
Bragg, Tom (25)	1985-87
Braun, Dan	1967-70
Breedlove, Chad (53)	1998-99
Briggs, Steve	1966-67
Brissey, Bob	1960-63
Brower, Bill (45)	1973-74
Brower, Bob (42)	1973-74
Brown, Dick	1964-65
Brown, Harry	1930-31
Brown, Merlin	1943-44
Brownfield, Joe (4)	2002-03
Brusinhan, Dick	1960-61
<b>Bruster, Delo (11)</b>	<b>2016-Pres.</b>
Buckingham, Mark (23, 3)	1995-98
Bunton, Lamont (10)	1992
Burbach, Ted (12)	1984
Burwell, Walt (42, 55)	1973-74

## C

Cain, Jim	1959-60
Canaday, Chris (50)	1999-00
Carey, Madison	1935-36
Carlson, Terry	1961-62
Carlson, Ron	1964-65
Carrodine, Coleman	1961-64
Carson, Sam	1919-21
Carter, Bobby (23)	2002-04
Carter, Hubert (35)	1975-77
Carter, Mike (23)	1982-83
Cassidy, Pete	1962-63
Cepeda, Eliz (3)	2004-06
Chapman, Jalen (33)	2015-16
Chase, Tim (23)	1989
Charles, Andre (50)	2002-04
Chinn, Eric (10)	1986-87
Christiansen, Chuck	1960-61
Churchill, John	1926-30
<b>Claar, James (24)</b>	<b>2016-Pres.</b>
Clark III, Ceola (22, 23)	2008-13
Clark, James	1939-42
Clements, Demetrius (25)	1990-91
Coates, Donald	1924-28
Coher, Fred	1962-63
Cole, Doyle (33)	2003-04
Comer, Paul	1923-24
Conde, Mohamed (34)	2013-15
Cook, Ronald	1943-46
Cordes, John (35)	1978-81
Coloneze, Fernando (45)	1998-00
Covington, Garret (31)	2014-17
Craig, Jim	1964-65
Crane, J.R. (5)	1986-87
Creason, Brandon (10)	1996-99
Cross, Curtis (22)	1980
Croxton, Crockie	1919-20
Crump, Dean	1919-21

## D

Davie, D.J. (55)	1987
Davis, Paul	1951-52
Day, Orville	1931-35
Demmin, Duane (53)	1970-72
Dennis, Paul	1941-42
Diakite, Mahaumoud (5)	2007
<b>Dillard, Shamar</b>	<b>2018- Pres.</b>
Dittus, Loren	1947-50
Doles, Shawn (24)	1998-99
Dorsey, Earl (25, 15)	1969-72
Doroskin, Bud (22)	1978-79
<b>Dortch, Otis (12)</b>	<b>2017- Pres.</b>
Dowell, William	1923-24
Doyle, Cecil	1932-34
<b>Duff, C.J (40)</b>	<b>2017-Pres.</b>
DuBois, David (45)	2007-09
Dumas, Larry (22)	2007-08
Duncan, Isaiah (15)	2012-13
Dye, Bobby (14)	1973-74
Dykstra, Joe (42)	1979-83
Dykstra, J.D. (41)	1981-84

## E

Elder, John	1935-36
Emegano, Obi (15)	2011-12
English, Jonel	1994
Epperson, Kenneth	1943-46
Erwin, George	1916-17
Evenhuis, Jim	1964-65
Ewing, Neil	1929-30

## F

Fencl, James (41)	1969-71
Folk, Pikey	1920-21
Forcine, Jack (23)	1990-91
Ford, Clint (34)	1995-96
Fosdyck, Cory (43)	1999-02
Foster, Jordan (10)	2012-13
Foster, Lloyd	1943-44
Fowler, Chuck	1946-48
Fowlkes, Tommy (24)	1974-76
Fox, Corey (10)	2000
Frank, Sidney	1943-44
Frigo, Dominick	1951-52
Froman, Brad (50)	1998
Fulks, Pete	1939-40
Fuller, J.C. (14)	2015-16

## G

Gagle, Mark (45)	1994-96
Galloway, Paul	1933-35
Gamage, Farmer	1919-20
Garlock, Doug (43, 41)	1980-81
Gaumer, Chief	1920-21
Gavin, Chuck (50)	2017-18
Gebru, David (33)	2010-12
Genslinger, David (31)	2002-05
<b>Gilbeck, Brandon (52)</b>	<b>2016-Pres.</b>
Gilchrist, Tom	1925-26
Gonzalez, Chris (32)	2006-08
Gracey, Tom	1969-70
Grady, Willie (33)	1991
Graham, Jim	1947-50
Granstra, James (52)	2007-10
Gray, T.J. (12)	2003-05
Greer, Slats	1920-21
Grier, Louis	1917-18
Griffith, Bill	1948-51
Grigsby, Mason	1927-31
Grigsby, James	1929-33
Gromm, Lloyd	1952-53

## H

Hageman, Leon	1917-18
Haggins, Curtis (5)	1999
Hainline, Robert	1943-44
Hamilton, Holmes	1932-33
Hampton, Alan (22)	1988-90
Harris, Konrad (25)	1989
Harris, Ray (1)	2002-03
Harris, Skinny	1919-20
Harwell, Leroy (13)	1964-67
Hawk, Johnny (3)	1988-89

## ALL-TIME LETTERWINNERS

Henk, Walter (41) .....	1964-67
Herbert, Charles .....	1943-44
Herbert, Tom .....	1947-48
Hersey, Randy (43, 55) .....	1975-78
Hesh, Morris .....	1920-21, 1923-27
Hickey, Mike .....	1966-67
Hickman, Toney (3) .....	1986-87
Higgins, Kevin (24) .....	1988-90
Higgs, Charles .....	1930-34
Hill, Jerry .....	1965-66
Hilt, Larry (52) .....	1986, 1988
Hoffman, Gary (43) .....	1964-67
Hollenback, Stub .....	1919-20
Hollis, Ken .....	1969-71
Holman, Johnny (3) .....	1983-84
Holt, Desman (13, 31) .....	1992
Horwedel, Ron .....	1965-66
Houpt, Andy (55) .....	1976
Houpt, Jake (32) .....	2010-13
Hoyle, Orville .....	1922-23
Hudgins, Allen (22) .....	1974-76
Hughes, Bill .....	1935-36
<b>Hughes, Jordan (44) .....</b>	<b>2016-Pres.</b>
Humphrey, Andre (5) .....	1993-94
Hunter, Bobby (35) .....	1972-74
Hunter, Jim .....	1954-55
Hunter, Sammy (10) .....	2006-07
Hutcheson, Todd (23, 25) .....	1980-83
Hutt, Frank .....	1952-54

<b>I</b>	
Ingalls, Jerrold .....	1922-26
Irving, John (51) .....	1969-70

<b>J</b>	
Jackson, Bobby (31) .....	1974-75
Jackson, David (1) .....	2004-08
Jackson, Eric (3) .....	1981-82
Jackson, Erwin .....	1969-70
Jackson, Lewis .....	1969-70
Jackson, Lew .....	1966-70
Jackson, Monzel .....	1949-52
Jackson, Sam (32) .....	2002-03
Jahns, Robert .....	1943-45
James, G.V. (22) .....	1972-73
Johnson, Delvon (30) .....	2007-08
Johnson, Earl (35, 45) .....	1989-90
<b>Johnson, Isaac (35) .....</b>	<b>2017-Pres.</b>
Johnson, Jelani (30) .....	2009-11
Johnson, Jim .....	1965-66
Johnson, Johnny (50) .....	2001-02
Johnson, Ken .....	1965-66
Johnson, Louis (33) .....	2007-08
Johnson, Tom .....	1953-54
Johnston, Ryan (55) .....	1997-98
Jones, Chad (32) .....	1996
Jones, Ernest (14) .....	1972-73
Jones, Frank .....	1947-49
Jones, James (35) .....	1992
Jones, Kyle (25) .....	1993
Jones, Randall (52, 25) .....	1977
Jones, Steve (43, 44) .....	1994
Jordan, Bobby (45) .....	1983-85

Joseph, Janthony (43, 50) .....	1995-97
Justus, Bernie .....	1952-53
<b>K</b>	
Keen, Marty (41) .....	1976-77
Kelso, Richard .....	1952-53
Kentle, Návonta (34) .....	2004-07
Kerker, Larry .....	1939-43
Kindle, George .....	1929-31
Kirby, Quenton (32) .....	2008-10
Klingler, Jeff (24) .....	1984-85
Kornelly, Doug (51) .....	1966-67
Koster, Nathan (24) .....	2004-06
Kutcher, David (22, 24) .....	1993-96

<b>L</b>	
Labuz, Jeff (33) .....	1980-81
Lacey, Mel .....	1964-66
Laeding, Lawrence .....	1931-35
Landfair, Greg (12) .....	1981
Lander, Matt (24) .....	2009-2011
Landis, Jack .....	1948-51
Lasek, Kyle (52) .....	2004-05
Laughlin, Mac .....	1919-20
Law, Victor (23) .....	1978
Lawrence, Lorenzo (1) .....	2001-02
Lee, Paul (5) .....	1992
Lemmer, Theodore .....	1917-20
Lemons, George .....	1939-40
Lenoir, Anthony (15) .....	2003-04
Lester, Gil .....	1939-40
Leuders, Fred (43) .....	1973-75
Lewis, Preston (41) .....	1990-91
Lewis, Will (44) .....	2002-05
Lilly, Jamie (25, 5) .....	1979-81
Link, Adam (33) .....	2012-2014
<b>Little, Perion .....</b>	<b>2018-Pres.</b>
Logan, Ted (44) .....	1992
Long, Willie .....	1962-65
Lorenz, Gary (25) .....	1976-77
Love, Gilbert .....	1929-33
Lowe, Harold .....	1924-27
Lucie, Harold .....	1928-29
Lumpp, Willie .....	1953-54
Lyons, Dale .....	1960-61

<b>M</b>	
<b>Maas, Ryan (34) .....</b>	<b>2016-Pres.</b>
Machen, Harold .....	1935-36
Macomber, Mark (45) .....	1988
Madsen, Dick .....	1966-67
Mahorn, Marlon (00) .....	2006
Makke, Kristjan (31) .....	2000-01
Manes, Harry .....	1948-51
Martinek, John .....	1966-67
Margenthaler, Matt (5) .....	1989-90
Marshall, Robert .....	1916-17
Martinek, John .....	1966-69
Martinez, Juan (00) .....	1999-00
Mason, Shawn (55) .....	2002-03
Mathis, George .....	1961-63
Mayes, DeVante (11, 12) .....	2015-Pres.
McAfoos, Bill (10, 11) .....	1953-56

McAvoy III, Don (34) .....	2011-13
McCants, Scott (52, 23) .....	1984-85
McClure, Ray .....	1947-50
McCollum, Grady (52, 53) .....	1957-60
McCoy, James (35) .....	1987
McCullough, Hal .....	1964-65
McDonald, Hank .....	1959-61
McDonald, Jeremy (45) .....	2011-12
McDonough, Edward .....	1916-17
McFarland, Allen (2) .....	2004-05
McGarry, Juvon (45) .....	1991
McKinney, Kevin (4) .....	1994
McKone, Hugh .....	1924-26
Medus, Doyle .....	1922-25
Means, Charles "Ted" .....	1933-36
Means, Dwight .....	1934-36
Meyer, Ed .....	1966-70
Miklusak, Mike (30) .....	2014-17
Miksis, Al .....	1946-49
Milam, Jack (32, 33) .....	1955-59
Miller, Chris (1) .....	2003-04
Miller, Rayman .....	1922-24
Milsap, George (35, 50) .....	1993-95
Mims, Arsenio (10) .....	2007-11
Mitchell, Quentin (23) .....	2001-02
Mincemoyer, John .....	1939-40
Molinari, Billy (14) .....	2010-2013
<b>Montague, Keshon .....</b>	<b>2018-Pres.</b>
Moore, Bert .....	1939-43
Moore, Tony (35) .....	1975-76
Moore, Walt (34, 35) .....	1955-56
Morgan, David (53) .....	1976-77
Morgan, Jalen (22) .....	2016-18
Morley, Leroy .....	1925-29
Morley, John .....	1934-35
Moxey, Lynrick (14) .....	2017-18
Muno, John (53, 43) .....	1979-80
Murphy, Don .....	1961-65

<b>N</b>	
Nagle, Brian (52) .....	1999
Nelson, Bill .....	1964-65
Nestrick, Virgil .....	1929-30
Newburn, Harry .....	1923-24, 1927-28
Niang, Abdou (43) .....	2009-11
Nickell, Roger .....	1982
Nielsen, Jeff (45) .....	1977-80
Nikceovich, Ron .....	1954-57
Nixon, Jerry .....	1960-63
Nurse, David (5) .....	2007-10

<b>O</b>	
Okafor, Jr., Emeka (34) .....	2009-11
Ochereobia, Michael (52) .....	2012-2014
O'Brien, Edward .....	1916-17
Oguns, Fred (5) .....	2004-06
Oitker, Joe .....	1933-36
Okeson, Troy (11) .....	2004-07
Orendorff, Greg (41) .....	1992
Owens, Charles (52) .....	1990-92
Owens-Murrey, Jerryck (24) .....	2007-08

# ALL-TIME LETTERWINNERS

## P

Packer, Jalen (12).....	2011-12
Page, Earnest .....	1925-29
Page, Ray .....	1939-43
Parks, Terrell (43).....	2011-13
Patrick, Orlando (31) .....	1993-94
Peintner, Brent (33) .....	1995
Pellum, Lee .....	1961-62
Pensing, Jack .....	1949-53
Petersen, Karl (45, 44) .....	2001-02
Pittenger, Dale .....	1927-29, 1931-32
Presswood, Dwayne (41, 25) .....	1984
Price, Kaimarr.....	2010-11
Price, Xavier (30).....	2007
Pryor, Leo .....	1943-44
Pudlosky, Chet (45) .....	1975-76
Pugh, Gerald .....	1916-18
Pugh, Ralph .....	1924-25
<b>Pyle, Ben .....</b>	<b>2018-Pres.</b>

## Q

Quinleven, Cheever .....	1917-18
--------------------------	---------

## R

Rankin, Roger .....	1962-63
Redlinger, Dick .....	1961-65
Redman, Gene .....	1947-51
Reed, Daryl (10) .....	1982-84
Reis, Jim .....	1948-50
Resetich, Rick (24) .....	1980-83
Ressler, Don (50, 51) .....	1954-55
Reuschel, Paul (53) .....	1966-69
Rexroat, Howard .....	1917-18
Reynolds, Baird .....	1934-35
Reynolds, Joe .....	1952-56
Rhodes, Kevin (10) .....	1993-94
Richardson, Darrell (43) .....	1988-89
Richardson, Isiah .....	1967-70
Richardson, Jamel (00) .....	2001-02
Rios, Lupe .....	1952-56
Ritchie, Buck .....	1920-21
Rivas, Luis (15) .....	2001-03
Rivers, Josh (11).....	2007-09
Robbins, Dan .....	1934-36
Roberts-Burnett, Remy (24) .....	2012-15
Robins, Matt (12) .....	1999-03
Robinson, Prentiss (25) .....	1974-75
Rodsater, Nick (24) .....	2001-03
Rogers, Bill .....	1951-54
Ross, Kelvin (23, 5) .....	1991-92
Rubly, James .....	1969-70
Rudd, Ike (24) .....	1972-73
Russell, Francis .....	1916-17, 1922-24

## S

Samuel, Eze (33).....	2006
Sandifer, Janbari (1) .....	2014-17
Schramm, Chuck .....	1954-57
Schmit, Brian (10) .....	2003-05
Schwermann, Craig .....	1969-70
Scott, Dwayne (23) .....	1986-87

Sears, Marlon (30) .....	1997-98
Seay, John (53) .....	1979-80
Shauger, Chuck .....	1960-62
Shellhouse, Wayne (24, 25) .....	1958-59
Sherwood, Steve (25) .....	1967-68
Shriver, Ryan (30) .....	2001-02
Short, Russell .....	1930-31
Short, Tom .....	1931-34
Simpkins, Don .....	1952-53
Smith, Brandon (22) .....	2009-11
Smith, Bob (41) .....	1986-89
Smith, Dick .....	1946-50
Smith, Don .....	1962-1963
Smith, Joe .....	1933-34
Smith, Morris (2).....	2007
Smith, Terry (13) .....	1984
Smithers, Isaac .....	1926-29
Smull, Homer .....	1928-29
Snakee, Earl .....	1943-44
Snyder, Chris (34).....	2017-18
Soule, Wallace .....	1944-46
Spafford, John (14, 15) .....	1958-59
Spooner, Rodney .....	1967-68
Sponsler, Pat (23) .....	1969-72
Stearns, Dick .....	1939-40
Stensgaard, Tate (32).....	2014-16
Stephens, Steve .....	1919-20
Stewart, Paul .....	1935-36
Stites, Jack .....	1943-44
Stoner, Marshall .....	1952-56
Stoudamire, Patrick (3).....	2008
Sullivan, Bob .....	1966-67
Sullivan, Dave .....	1959-61
Sullivan, William .....	1943-44
Summers, J.D. (24, 22) .....	2000-04
Swan, Jeff .....	1961-62

## T

Talbot, Don .....	1953-57
Talbot, Gene .....	1953-56
Tanney, John .....	1967-68
Taylor, Lorenzo (23).....	2006-07
Teagarden, Shane (43, 3) .....	1991-92
Teamer, Ron (53) .....	1990-91
Thompson, Abe (41) .....	1972-73
Thornton, Jim .....	1952-53
Thurmond, Shelby (50, 52).....	1992-93, 94-95
Timson, George .....	1969-70
Todd, J.W. .....	1943-44
Toepke, Randy (42) .....	1975-76
Tolbert, Brooks .....	1935-36
Toms, Gene (42, 43) .....	1958-59
Torrens, Jack .....	1920-21
Townsend, Rich (23, 4) .....	1991
Treanor, Kevin (22) .....	1983
Turner, Brian (55) .....	2000-01
Turner, Charles (43, 55) .....	1991-92
Turner, Howard .....	1917-18
Turner, Lee .....	1927-28
Tuttle, George .....	1917-18
Tyler, Tommie (3).....	2008-12

## U

Uhe, Roger .....	1960-62
<b>Usiosefe, Jeremiah.....</b>	<b>2017-Pres.</b>

## V

Vail, Charles .....	1948-49
Valenta, Joe .....	1962-63
Van Duyne, Glen (33) .....	1987
Van Proyen, Glen .....	1951-53
Venters, Willie .....	1933-34
Vicks, Garrick (3) .....	1993-95
Vucich, Tom (25) .....	1969-72

## W

Waibel, Gene .....	1960-61
Walling, Rich .....	1964-65
Walker, Jamaal (11).....	2012
Walsh, Jack .....	1951-52
Walters, Diz .....	1939-40
Warren, Clarence .....	1942-43
Warren, Reggie (55) .....	1989-90
Washington, James (15).....	2007-08
Washington, John (12, 52) .....	1978-80
Watson, Bob .....	1967-68
Weber, Dave (55) .....	1967-69
Weber, Mike .....	1964-66
<b>Webster, Kobe (10) .....</b>	<b>2017-Pres.</b>
Weibel, Gene .....	1958-59
Wells, Bubbie .....	1919-20
Wells, Charles .....	1929-31, 32-33
Wells, Noah (25).....	2016-Pres.
Welsh, Barry (24) .....	2002-04
Wessel, Jake (22) .....	2000
Wetzel, Frank .....	1943-44
Whalen, James .....	1929-30
Wheeler, Jim (15) .....	1964-67
Wickness, Dave .....	1964-66
Widman, Dennis .....	1962-63, 65-66
Wieck, Randy (33) .....	1966-68
Will, Bill .....	1946-48
Willard, Eddie .....	1939-40
Willard, Glenn .....	1939-40
Williams, Brian (5) .....	2001-02
Williams, Scott (33) .....	1976-78
Wilson, Kevin (43) .....	1981-84
Wilson, Mike .....	1962-63
Wilson, Ron .....	1969-70
Wilson, Todd (55) .....	1991-92
Withers, Paul .....	1966-67
Wolever, Steve .....	1965-66
Wood, Carroll .....	1934-36
Woods, Denny .....	1962-63
Woodside, Jeff (45) .....	2006
Wright, Cedric (35) .....	1983-84
Wright, Elvan .....	1922-23
Wright, Ike .....	1953-55
Wurzburger, Chuck .....	1960-61

## Y










Yapp, Leslie .....	1919-20
<b>Young, Zion .....</b>	<b>2018-Pres.</b>
Youngberg, Dean .....	1952-53

# Z

Zimmerman, Gaylord .....	1943-46
Zumwalt, Wayne .....	1943-44

# THE SUMMIT LEAGUE

## SUMMIT LEAGUE MEMBERSHIP

	<b>DENVER</b> Nickname: Pioneers Location: Denver, Colo. Enrollment: 11,809 Founded: 1864 Joined League: 2013
	<b>NORTH DAKOTA</b> Nickname: Fighting Hawks Location: Grand Forks, N.D. Enrollment: 14,648 Founded: 1883 Joined League: 2018
	<b>NORTH DAKOTA STATE</b> Nickname: Bison Location: Fargo, N.D. Enrollment: 14,432 Founded: 1890 Joined League: 2007
	<b>OMAHA</b> Nickname: Mavericks Location: Omaha, Neb. Enrollment: 15,627 Founded: 1908 Joined League: 2011
	<b>ORAL ROBERTS</b> Nickname: Golden Eagles Location: Tulsa, Okla. Enrollment: 3,852 Founded: 1963 Joined League: 1997   2014
	<b>PURDUE FORT WAYNE</b> Nickname: Mastodons Location: Fort Wayne, Ind. Enrollment: 13,459 Founded: 1964 Joined League: 2007
	<b>SOUTH DAKOTA</b> Nickname: Coyotes Location: Vermillion, S.D. Enrollment: 10,061 Founded: 1862 Joined League: 2011
	<b>SOUTH DAKOTA STATE</b> Nickname: Jackrabbits Location: Brookings, S.D. Enrollment: 12,613 Founded: 1881 Joined League: 2007
	<b>WESTERN ILLINOIS</b> Nickname: Fighting Leathernecks Location: Macomb, Ill. Enrollment: 10,373 Founded: 1899 Joined League: 1982 (charter member)

### ASSOCIATE MEMBERS:

- > Drake (men's tennis)
- > Eastern Illinois (men's soccer, swimming & diving)
- > Illinois State (men's tennis)
- > Valparaiso (men's swimming & diving, men's tennis)

Through 36 years of Division I athletics, The Summit League offers 17 championship sports and has a combined enrollment of nearly 100,000 at nine institutions, including three located in top 60 U.S. metro populations and two land-grant universities. Member institutions include: the University of Denver, University of North Dakota, North Dakota State University, University of Nebraska Omaha, Oral Roberts University, Purdue Fort Wayne University, University of South Dakota, South Dakota State University and Western Illinois University. The Summit League was previously known as the Mid-Continent Conference before undergoing a rebrand in 2007. The Summit League has produced 12 NCAA National Champions with over 125 All-Americans and 100 Academic All-Americans including numerous student-athletes competing at the highest professional level.

Each year, approximately 3,000 student-athletes continue to raise the bar and help The Summit League reach exceptional success and development. Within the past seven years alone, The Summit League has produced a national postseason team tournament championship, an NCAA semifinal appearance, and eight NCAA Champions. That level of success also carries into the classroom. The Summit League ranked first for NCAA Graduation Success Rate in women's basketball from 2014-16. A total of 22 Summit League teams achieved perfect NCAA Academic Progress Rate scores in the most recently released figures.

The Summit League also produces the highest quality in competition. In 2016-17, former Summit League student-athletes competed in the Rio Summer Olympics, the NBA, MLB, the PGA, the LPGA and Major League Soccer (MLS).

### Within the past decade, The Summit League has ...

- > Won a national team tournament championship, reached an NCAA semifinal, and achieved a final national ranking in eight different sports.
- > Claimed NCAA Regional Championships in two sports and advanced in five additional NCAA team championship tournaments.
- > Had 140 teams receive NCAA Public Recognition Awards (among top 10 percent of Academic Progress Rate (APR) in their sport) since 2010.
- > Totaled 112 teams with maximum/perfect APR scores in the past five years.
- > Crowned 10 of the league's 12 NCAA Champions since 2007 and won seven NCAA national championships and 11 NCAA statistical titles in the past seven years.

### THE SUMMIT LEAGUE

101 W. 69th St.  
 Suite 201  
 Sioux Falls, SD 57108  
 Phone: (605) 271-8481



Tom Douple  
 Commissioner

Commissioner ..... Tom Douple  
 Deputy Commissioner ..... Myndee Kay Larsen  
 Associate Commissioner/Governance & Compliance ..... Sherika A. Montgomery  
 Assistant Commissioner/Championships & Sports Admin ..... Stephanie Sabaduquia  
 Assistant Commissioner/Marketing and Championships ..... Bryan Miller  
 Assistant Commissioner/Communications ..... Ryan Powell  
 Associate Director of Communications ..... Kelly Shipp  
 Assistant Director of Communications ..... Aubrie Laufenberg  
 Office Manager ..... Pam Schut

### Social Media Directory

 @thesummitleague // @summithoops // @summitchamps

 @thesummitleague

 /thesummitleague

 thesummitleague

**THESUMMITLEAGUE.ORG**