

# LEATHERNECK FOOTBALL



## WESTERN QUICK FACTS

**Founded** ..... 1899  
**Enrollment** ..... 11,458  
**Nickname** ..... Fighting Leathernecks  
**School Colors** ..... Purple and Gold  
**Affiliation** ..... NCAA Division I FCS  
**Conference** ..... Missouri Valley Football  
**Stadium** ..... Hanson Field (Matrix Turf)  
**Capacity** ..... 16,368  
**University President** ..... Dr. Jack Thomas  
**Vice President for Student Services** ..... Dr. Gary Biller  
**Interim Director of Athletics** ..... Matt Tanney  
**Faculty Athletics Representative** ..... Dr. Tom Cody  
**Associate Athletic Director** ..... Lisa Melz-Jennings  
**Assistant Athletic Directors** .....  
..... Julie Gibbes, Michael Jones, Kelsey Laverdiere  
..... Patrick Osterman, Nancy Sprout

## FOOTBALL STAFF

**Head Coach** ..... Bob Nielson  
**Office Phone** ..... (309) 298-1515  
**Record at WIU** ..... 9-15 (2)  
**Career Record** ..... 179-74-1 (22)  
**Assistant Head Coach (RB)** ..... Steve Crutchley  
**Passing Game Coordinator (QB)** ..... Ted Schlafke  
**Run Game Coordinator (OL)** ..... A.J. Blazek  
**Recruiting Coordinator (WR)** ..... Phil Ockinga  
**Tight Ends** ..... Andy Prevost  
**Defensive Line** ..... Brian Mohnsen  
**Linebackers** ..... Atiba Bradley  
**Secondary/Special Teams** ..... Tyler Yelk  
**Cornerbacks** ..... Mark Watson  
**Defensive Line Assistant** ..... Jason Enos  
**Football Operations Director** ..... David Milke  
**Head Athletic Trainer** ..... Chad Cerullo  
**Head Strength and Conditioning** ..... Drew Kramer  
**Head Equipment Manager** ..... Diane Bruns  
**Football Equipment Manager** ..... Dakarai Calhoun

## ATHLETIC COMMUNICATIONS

**Director/Football SID** ..... Patrick Osterman  
**Osterman Cell Phone** ..... (309) 255-5642  
**Osterman's E-Mail** ..... pr-osterman@wiu.edu  
**Media Services Phone** ..... (309) 298-1133  
**Assistant Director** ..... Kyle Bradt  
**Graduate Assistants** ..... Monica Jaenicke,  
..... Dan Wallace

## HISTORY

**First Year** ..... 1903\* (112th year of football)  
**All-Time Record** ..... 523-457-36 (.532)  
**Record at Hanson Field** ..... 229-116-7  
**MVFC Titles (Last)** ..... 5 (2002)  
**NCAA Division I Playoff Appearances** ..... 9 (2010)  
**Postseason Record (Last)** ..... 6-9 (2010)  
..... won at Coastal Carolina 17-10;  
..... lost at #2 Appalachian State 42-14  
**2014 Record** ..... 5-7  
**2014 MVFC Record/Finish** ..... 3-5/T-7th  
**Starters Returning/Lost** ..... 14/8  
(7 offense/6 defense/1 special teams)  
**Letterwinners Returning/Lost** ..... 39/17

## QUARTERBACKS

**Returning Letterwinners:** Trenton Norvell  
**Returning Squad Veterans:** None  
**Redshirts:** Sean McGuire  
**Letterwinners Lost:** None  
**2015 SIGNEES:** Jack Beneventi, Noah Shanklin, Craig Slowik

## RUNNING BACKS

**Returning Letterwinners:** Kyle Hammonds, Devon Moore, Devon Sanders, Nikko Watson  
**Returning Squad Veterans:** None  
**Redshirts:** Brock Broughton, Drew Patterson  
**Letterwinners Lost:** J.C. Baker  
**2015 SIGNEES:** Steve McShane, Max Norris

## WIDE RECEIVERS

**Returning Letterwinners:** Jaelon Acklin, Joey Borsellino, Adam Hoogerwerf, Lance Lenoir, Jr., Quadarias Mireles, J'Vaughn Williams  
**Returning Squad Veterans:** None  
**Redshirts:** Isaiah Lesure, Arturo Romero  
**Letterwinners Lost:** Hi-C Scott  
**2015 SIGNEES:** Spencer Beatty, Brandon Gaston, Trev Hadachek, Rashad Medaris, Christopher Scott, Stacey Smith, Jr.

## TIGHT ENDS

**Returning Letterwinners:** Larry Harris, Taylor Hill  
**Returning Squad Veterans:** None  
**Redshirts:** Tyler Slamans  
**Letterwinners Lost:** None  
**2015 SIGNEES:** Adam Conrady, Jackson Riley

## OFFENSIVE LINE

**Returning Letterwinners:** Josh Baldus, Tyler Bode, Jordan Detweiler, Jacob Judd, Ryan Ricketts, James Torgerson, Matt Zobrist  
**Returning Squad Veterans:** Joe Pyszka  
**Redshirts:** Brody Carls, Thomas Kirsch, Nick Ziegenbein (Jr)  
**Letterwinners Lost:** Brandon De La Cruz, Sam Kachanuk, Sean Sullivan  
**2015 SIGNEES:** Nicholas Kaltmayer, Andrew Nichols, Nathan Oquendo, Drew Wagner, Dylan Wirebaugh

## DEFENSIVE LINE

**Returning Letterwinners:** Jean-Marc Charles, Kris Harley, Eddy Holtschlag, John LaChapelle, Mick Nelson, Gavin Ricketts, JJ Veloz  
**Returning Squad Veterans:** Colin Olson  
**Redshirts:** Grant Kasal, Ben Meyers, Khalen Saunders, Pete Swenson  
**Letterwinners Lost:** Jeremy Curry, Gino Durley, Chip Holtschlag  
**2015 SIGNEES:** Jacob Barnes, Cal Breedlove, Gavin Everett, Tom Smith

## LINEBACKERS

**Returning Letterwinners:** Brad Blumenshine, Adam Brott, Brett Taylor  
**Returning Squad Veterans:** None  
**Redshirts:** Michael Bishoff, Cale McMakin  
**Letterwinners Lost:** DeAndre Daniels, Kevin Kintzel, J.J. Raffelson, Luke Venegoni  
**2015 SIGNEES:** Riggs Baxter, Makenna Cook, Justin Corbett, Brody Crossin, Zach Glisan, Dillon King, Quentin Moon, Tom Rehfeld

## DEFENSIVE BACKS

**Returning Letterwinners:** Aaron Diggs, David Griffith, Dallas Nichols, Dwayne Phillips, Luis Sharpe, Josh Smith, Myles Spearman  
**Returning Squad Veterans:** None  
**Redshirts:** DeVante Clark, Jordan Gonzalez, Xavier Rowe, Tim Smith  
**Letterwinners Lost:** Richard Chungong, Martinez Davis, David McDaniel, Marquette Privott, Jonathon Rollins, Charlie Whitaker  
**2015 SIGNEES:** Eric Carrera, Tristin Decker, Justin Fitzpatrick, Isaiah Ross

## SPECIAL TEAMS

**Returning Letterwinners:** Nathan Knuffman  
**Returning Squad Veterans:** Luke Otto  
**Redshirts:** None  
**Letterwinners Lost:** None  
**2015 SIGNEES:** Josh Faulkenberry, Hunter Varga, Matt Wieskamp

## STARTERS RETURNING (14)

**OFFENSE (7):** OL-Ryan Ricketts; OL-James Torgerson; OL-Matt Zobrist; QB-Trenton Norvell; WR-Lance Lenoir, Jr.; WR-Joey Borsellino; TE-Taylor Hill;

**DEFENSE (6):** DB-David Griffith; DL-Kris Harley; DE-Eddy Holtschlag; DB-Dallas Nichols; DL-Gavin Ricketts; LB-Brett Taylor

**SPECIAL TEAMS (1):** P/K Nathan Knuffman

## STARTERS LOST (11)

**OFFENSE (4):** RB-J.C. Baker; OL-Brandon De La Cruz; WR-Hi-C Scott; OL-Sean Sullivan;

**DEFENSE (5):** DL-Chip Holtschlag; LB-Kevin Kintzel; LB-Luke Venegoni; DB-Martinez Davis; DB-Jonathon Rollins

**SPECIAL TEAMS (0):** None

## LETTERMEN RETURNING (39)

**OFFENSE (21):** WR-Jaelon Acklin; OL-Josh Baldus; OL-Tyler Bode; WR-Joey Borsellino; OL-Jordan Detweiler; RB-Kyle Hammonds; TE-Larry Harris; TE-Taylor Hill; WR-Adam Hoogerwerf; OL-Jacob Judd; WR-Lance Lenoir, Jr.; WR-Quadarias Mireles; RB-Devon Moore; QB-Trenton Norvell; OL-Ryan Ricketts; RB-Devon Sanders; TE-Frankie Santoro; OL-James Torgerson; RB-Nikko Watson; WR-J'Vaughn Williams; OL-Matt Zobrist

**DEFENSE (17):** LB-Brad Blumenshine; LB-Adam Brott; DL-Jean-Marc Charles; DB-Aaron Diggs; DB-David Griffith; DL-Kris Harley; DL-Eddy Holtschlag; DL-John LaChapelle; DL-Mick Nelson; DB-Dallas Nichols; DB-Dwayne Phillips; DL-Gavin Ricketts; DB-Luis Sharpe; DB-Josh Smith; DB-Myles Spearman; LB-Brett Taylor; DL-Jordan Veloz  
**SPECIALISTS (1):** P/K-Nathan Knuffman

## LETTERMEN LOST (17)

**OFFENSE (5):** RB-J.C. Baker; OL-Brandon De La Cruz; OL-Sam Kachanuk; WR-Hi-C Scott; OL-Sean Sullivan

**DEFENSE (12):** DB-Richard Chungong; DL-Jeremy Curry; LB-DeAndre Daniels; DB-Martinez Davis; DL-Gino Durley, Jr; DL-Chip Holtschlag; LB-Kevin Kintzel; DB-David McDaniel; DB-Marquette Privott; LB-J.J. Raffelson; DB-Jonathon Rollins; LB-Luke Venegoni

**SPECIALISTS (0):**



# HANSON FIELD

## HANSON FIELD

### QUICK FACTS

Dedicated ..... Sept. 23, 1950  
 Surface.. Matrix Turf (Installed Summer 2011)  
 Capacity.....16,368  
 All-time record ..... 229-116-7  
 First game..... Sept. 23, 1950  
 (Western Illinois defeated Central Michigan, 28-7)

### ▶ Season Average Attendance

|          | Games | Attend. | Per game |
|----------|-------|---------|----------|
| 1. 1973  | 5     | 69,075  | 13,815   |
| 2. 2003  | 6     | 77,426  | 12,904   |
| 3. 2004  | 5     | 63,942  | 12,788   |
| 4. 1976  | 5     | 63,344  | 12,669   |
| 5. 2007  | 6     | 75,540  | 12,590   |
| 6. 1975  | 5     | 60,671  | 12,134   |
| 7. 1971  | 6     | 72,038  | 12,006   |
| 8. 1970  | 6     | 70,800  | 11,800   |
| 9. 1972  | 5     | 58,227  | 11,645   |
| 10. 1969 | 5     | 56,150  | 11,230   |
| 11. 2010 | 6     | 66,573  | 11,096   |
| 12. 2001 | 5     | 55,224  | 11,045   |
| 13. 2006 | 5     | 53,506  | 10,701   |
| 14. 2005 | 6     | 63,310  | 10,552   |
| 15. 1974 | 6     | 62,596  | 10,432   |
| 16. 1989 | 6     | 61,415  | 10,236   |
| 17. 1987 | 5     | 50,735  | 10,147   |
| 18. 2009 | 5     | 48,262  | 9,652    |
| 19. 2008 | 6     | 57,743  | 9,624    |
| 20. 1977 | 5     | 48,019  | 9,604    |

### Single-Game Attendance Records

|          | Opponent          | Attend. |
|----------|-------------------|---------|
| 1. 1973  | Central Michigan  | 19,850  |
| 2. 2003  | Southern Illinois | 19,287  |
| 3. 1972  | Mankato State     | 18,900  |
| 4. 1971  | Illinois State    | 18,700  |
| 5. 2003  | Western Kentucky  | 18,263  |
| 6. 1976  | Eastern Illinois  | 16,808  |
| 7. 1975  | Nebraska-Omaha    | 16,445  |
| 8. 1970  | Drake             | 16,100  |
| 9. 2012  | Illinois State    | 16,033  |
| 10. 2004 | Youngstown State  | 15,984  |

Hanson Field, home of the Fighting Leathernecks, is nestled in the heart of the Western Illinois University campus. Named after former Leatherneck football, basketball and baseball coach and athletics director Ray “Rock” Hanson, the stadium, then located at the far north end of campus, was dedicated on Sept. 23, 1950. As Western Illinois University has expanded, Hanson Field now rests directly in the center of campus, just north of the University Union and east of the Leslie F. Malpass Library. Western Hall, home to the Western Illinois Department of Athletics, is located to the north, while academic buildings and residence halls are located, west, northwest and southwest.

The stadium has seen several renovations throughout the years, most recently the installation of a video board and new scoreboard in 2014. A Western Illinois University arch was installed right above the scoreboard during the 2014 season.

Matrix Turf was installed during summer 2011. Matrix Turf is one of the field surfaces used at Cowboys Stadium by the Dallas Cowboys, installed by Hellas Construction. The Hanson Field renovation project also included: removal of the current grass surface and the track and field jump pits, installation of Matrix Turf and renovation of the field events area. The installation of a javelin runway, four new pits for long jump and triple jump, and redesigning the discus/shot put area put the total cost of the project at \$1.3 million.

The east side received a \$5 million face-lift prior to the 2007 season. The renovation to the student seating section, funded largely by a facilities enhancement and life safety fee at the request of student leaders, included: new bleachers, increased seating capacity, a new entrance, restrooms and concession stands.

Hanson Field seats 16,368 fans, however, the extensive hillside surrounding the playing field allows for thousands more to enjoy a game. Some local residents can view the field from their homes on Stadium Drive, which borders the stadium to the east. A record crowd of 19,850 watched the Leathernecks defeat Central Michigan on Oct. 20, 1973.

In 2001, the stadium received a new main entrance, decorated by an iron gate, brick pillars and an arch displaying the words “HANSON FIELD”, surrounded by an eight-lane, all-weather track and field facility, renovated through a \$518,000 project in 2002.



# HANSON FIELD



A \$150,000 gift from Western Illinois alumnus Al Boyer along with other private donations and support from Musco Lighting of Oskaloosa, Iowa, provided broadcast-quality lighting at Hanson Field in time for the 2002 opener. The \$175,000 project included removal of Hanson Field's original light standards and installation of new directional lighting. Three 80-foot galvanized steel poles behind the east stands and two 90-foot galvanized steel poles behind the west stands now provide unobstructed sight lines for spectators. The system consists of 80 2,000-watt metal halide fixtures equipped with Musco's trademarked glare control technology.



The stadium has two permanent sculptures on display. Near the southwest entrance, inside the stadium, is a life-size bronze sculpture entitled "Excellence on Winged Feet." It honors former track and field coach and two-time Olympic gold medalist Lee Calhoun. The other is a concrete bulldog which guards the main entrance and is often painted by student groups.

Hanson Field has provided a rich, winning tradition for the Leathernecks, who hold an outstanding 229-116-7 record at home. The first game played at the stadium was against Central Michigan in the 1950 season opener. Western won that game and went on to win its first eight games at the facility.



As part of the St. Louis Rams' summer training camp for nine years, two NFL scrimmages have been held on Hanson Field. On July 29, 2000, Hanson Field was the site of a Super Bowl XXXIV rematch as the Rams and Titans hosted a scrimmage. Four years later the Rams held a series of practices with the Chicago Bears.

## **RECENT HANSON FIELD RENOVATIONS**

- Main Entrance (2001)
- Lights (2002)
- Track (2002)
- Student Seating (2007)
- Concessions Stands (2007)
- Restrooms (2007)
- Matrix Turf (2011)
- Video Board (2013)
- New Scoreboard and Videoboard (2014)





# NFL CONNECTIONS

## ARIZONA CARDINALS

Mike Wilson .....1969  
Steve Carpenter .....1981

## ATLANTA FALCONS

Ed Hartwell .....2005-06  
Aaron Stecker .....2009

## BALTIMORE RAVENS

Reggie Waddell .....2001  
Ed Hartwell .....2001-04

## BUFFALO BILLS

Booker Edgerson .....1962-69  
Wayne DeSutter .....1966  
Gary Birch .....1974  
Don Beebe (0-4) .....1989-94

## CAROLINA PANTHERS

Don Beebe .....1995  
Jason Williams .....2010-14

## CHICAGO BEARS

Bruce McCray .....1987  
Fabien Bownes .....1995, 1997-98  
Bryan Cox .....1996-97

## CINCINNATI BENGALS

Mark Tigges .....1987  
Gunnard Twyner .....1997

## CLEVELAND BROWNS

Frank Winters .....1987-88  
Frisman Jackson .....2002-05  
J.R. Niklos .....2007  
David Bowens .....2009-10

## DALLAS COWBOYS

Dennis Morgan .....1974  
Herb Donaldson .....2009  
Jason Williams .....2009-10

## DENVER BRONCOS

Booker Edgerson .....1970  
Cyron Brown (1-0) .....1998-2000  
David Bowens .....1999

## DETROIT LIONS

Don Greco .....1982-85  
Mark Stevenson .....1985  
William James .....2009

## GREEN BAY PACKERS

Todd Auer .....1987  
Frank Winters (1-1) .....1992-2002  
Don Beebe (1-1) .....1996-97  
David Bowens .....2000

## INDIANAPOLIS COLTS

Gene Benhart .....1990

## JACKSONVILLE JAGUARS

William James .....2008

## KANSAS CITY CHIEFS

Frank Winters .....1990-91  
J.R. Niklos .....2006

## MIAMI DOLPHINS

Bryan Cox .....1991-95  
David Bowens .....2001-06

## MINNESOTA VIKINGS

Lamar McGriggs .....1993-94

## NEW ENGLAND PATRIOTS

Jack Atchason .....1960  
Bill Larson .....1960  
Larry Garron .....1960-68  
Gary Birch .....1975  
Dave Tipton .....1975-76  
Bryan Cox (1-0) .....2001  
Rodney Harrison (2-1) .....2003-08

## NEW ORLEANS SAINTS

Gunnard Twyner .....1997-98  
Bryan Cox .....2002  
Aaron Stecker .....2004-08  
Herb Donaldson .....2009

## NEW YORK GIANTS

Greg Lawson .....1977-78  
Frank Winters .....1989  
Lamar McGriggs .....1991-92  
William James .....2001-05  
Rich Seubert (1-0) .....2001-10

## NEW YORK JETS

Steve Carpenter .....1980  
Bryan Cox .....1998-2000  
David Bowens .....2007-08

## OAKLAND RAIDERS

J.R. Niklos .....2005  
Andrew Robiskie .....2013-16

## PHILADELPHIA EAGLES

Dennis Morgan .....1975  
William James .....2006-07  
Jason Williams .....2012

## PITTSBURGH STEELERS

Mike Wagner (4-0) .....1971-80

## ST. LOUIS RAMS

J.R. Niklos .....2002

## SAN DIEGO CHARGERS

John Teerlink .....1974-75  
Dave Tipton .....1975  
John Stadnik .....1987  
Rodney Harrison (0-1) .....1994-2002  
Mike Scifres .....2003-Present

## SAN FRANCISCO 49ERS

Jim Jackson .....1966-67  
Jasen Isom .....2003-04  
William James .....2010

## SEATTLE SEAHAWKS

Fabien Bownes .....1999-2001

## TAMPA BAY BUCCANEERS

Aaron Stecker (1-0) .....2000-03  
Jason Williams .....2014-16

## TENNESSEE TITANS

Jack Atchason .....1960  
Felix Lobdell .....1977  
Herb Donaldson .....2010-12

## WASHINGTON REDSKINS

Leroy Jackson .....1962-63  
Jim Jackson .....1966  
Felix Lobdell .....1976-77

### Super Bowl record in parenthesis

## NFL PRO BOWL


Bryan Cox - Miami Dolphins .....1993, 1995, 1996  
Rodney Harrison - San Diego Chargers .....1999, 2002  
Frank Winters - Green Bay Packers .....1997  
Mike Wagner - Pittsburgh Steelers .....1975, 1976

## NFL DRAFT

| Year | Player           | Rd | Team          | Pick |
|------|------------------|----|---------------|------|
| 1952 | Art Hudson       | 29 | Detroit       | --   |
| 1961 | Mike McFarland   | 20 | Minnesota     | --   |
| 1962 | Leroy Jackson    | 1  | Cleveland     | --   |
| 1966 | Wayne DeSutter   | 6  | Detroit       | --   |
|      | Jim Jackson      | 13 | San Francisco | --   |
| 1970 | Ron Wilson       | 15 | St. Louis     | 370  |
| 1971 | Mike Wagner      | 10 | Pittsburgh    | 268  |
| 1974 | John Teerlink    | 5  | San Diego     | 105  |
|      | Dennis Morgan    | 10 | Dallas        | 255  |
|      | Marvin Williams  | 17 | New Orleans   | 426  |
| 1975 | John Passananti  | 9  | Minnesota     | 233  |
|      | Rich Lavin       | 15 | San Francisco | 374  |
| 1977 | Greg Lee         | 11 | St. Louis     | 301  |
|      | Scott Levenhagen | 12 | Denver        | 324  |
|      | Bill Miller      | 8  | Cincinnati    | 211  |
| 1978 | Greg Lawson      | 12 | New York      | 313  |
| 1979 | Jerry Holloway   | 10 | St. Louis     | 255  |
| 1981 | Don Greco        | 3  | Detroit       | 72   |
|      | Mike Maher       | 12 | NY Giants     | 307  |
| 1982 | Tim Barbian      | 10 | San Francisco | 270  |
| 1987 | Frank Winters    | 10 | Cleveland     | 276  |
| 1989 | Don Beebe        | 3  | Buffalo       | 82   |
|      | Paul Singer      | 8  | Atlanta       | 202  |
|      | Marlin Williams  | 8  | Seattle       | 211  |
| 1990 | Gene Benhart     | 12 | Indianapolis  | 311  |
| 1991 | Bryan Cox        | 5  | Miami         | 113  |
|      | Lamar McGriggs   | 8  | NY Giants     | 223  |
| 1992 | John Earle       | 11 | Cincinnati    | 283  |
| 1994 | Rodney Harrison  | 5  | San Diego     | 145  |
| 1999 | David Bowens     | 5  | Denver        | 158  |
| 2001 | Will Peterson    | 3  | NY Giants     | 78   |
|      | Egerton Hartwell | 4  | Baltimore     | 126  |
| 2003 | Mike Scifres     | 5  | San Diego     | 149  |
| 2009 | Jason Williams   | 3  | Dallas        | 69   |

**WESTERN ILLINOIS** has won **17 Super Bowl Championships** (players/coaches)

# 17 SUPER BOWL CHAMPIONS





# 2014 TEAM STATISTICS

| <b>Team Statistics</b>  | <b>WIU</b>  | <b>OPP</b>  |
|-------------------------|-------------|-------------|
| SCORING                 | 299         | 327         |
| Points Per Game         | 24.9        | 27.2        |
| Points Off Turnovers    | 237         | 194         |
| FIRST DOWNS             | 242         | 256         |
| Rushing                 | 108         | 88          |
| Passing                 | 112         | 142         |
| Penalty                 | 22          | 26          |
| RUSHING YARDAGE         | 1973        | 1669        |
| Yards gained rushing    | 2227        | 1955        |
| Yards lost rushing      | 254         | 286         |
| Rushing Attempts        | 461         | 426         |
| Average Per Rush        | 4.3         | 3.9         |
| Average Per Game        | 164.4       | 139.1       |
| TDs Rushing             | 13          | 19          |
| PASSING YARDAGE         | 2891        | 3029        |
| Comp-Att-Int            | 219-374-11  | 248-427-10  |
| Average Per Pass        | 7.7         | 7.1         |
| Average Per Catch       | 13.2        | 12.2        |
| Average Per Game        | 240.9       | 252.4       |
| TDs Passing             | 24          | 21          |
| TOTAL OFFENSE           | 4864        | 4698        |
| Total Plays             | 835         | 853         |
| Average Per Play        | 5.8         | 5.5         |
| Average Per Game        | 405.3       | 391.5       |
| KICK RETURNS: #-Yards   | 47-880      | 46-923      |
| PUNT RETURNS: #-Yards   | 19-171      | 13-201      |
| INT RETURNS: #-Yards    | 10-73       | 11-71       |
| KICK RETURN AVERAGE     | 18.7        | 20.1        |
| PUNT RETURN AVERAGE     | 9.0         | 15.5        |
| INT RETURN AVERAGE      | 7.3         | 6.5         |
| FUMBLES-LOST            | 20-9        | 16-8        |
| PENALTIES-Yards         | 75-693      | 63-551      |
| Average Per Game        | 57.8        | 45.9        |
| PUNTS-Yards             | 60-2164     | 64-2532     |
| Average Per Punt        | 36.1        | 39.6        |
| Net punt average        | 31.0        | 34.7        |
| KICKOFFS-Yards          | 61-3583     | 65-3691     |
| Average Per Kick        | 58.7        | 56.8        |
| Net kick average        | 39.1        | 37.9        |
| TIME OF POSSESSION/Game | 28:56       | 31:04       |
| 3RD-DOWN Conversions    | 64/172      | 70/180      |
| 3rd-Down Pct            | 37%         | 39%         |
| 4TH-DOWN Conversions    | 12/28       | 11/18       |
| 4th-Down Pct            | 43%         | 61%         |
| SACKS BY-Yards          | 25-174      | 20-118      |
| MISC YARDS              | 9           | 13          |
| TOUCHDOWNS SCORED       | 38          | 40          |
| FIELD GOALS-ATTEMPTS    | 11-12       | 16-21       |
| ON-SIDE KICKS           | 0-0         | 1-1         |
| RED-ZONE SCORES         | (31-35) 89% | (44-55) 80% |
| RED-ZONE TOUCHDOWNS     | (20-35) 57% | (31-55) 56% |
| PAT-ATTEMPTS            | (36-37) 97% | (35-38) 92% |
| ATTENDANCE              | 27152       | 145431      |
| Games/Avg Per Game      | 6/4525      | 6/24238     |
| Neutral Site Games      |             | 0/0         |

| <b>Score by Quarters</b> | <b>1st</b> | <b>2nd</b> | <b>3rd</b> | <b>4th</b> | <b>OT</b> | <b>Total</b> |
|--------------------------|------------|------------|------------|------------|-----------|--------------|
| Western Illinois         | 94         | 70         | 81         | 54         | 0         | 299          |
| Opponents                | 59         | 91         | 78         | 99         | 0         | 327          |

# INDIVIDUAL STATISTICS



| <b>Rushing</b>    | <b>gp-gs</b> | <b>att</b> | <b>gain</b> | <b>loss</b> | <b>net</b> | <b>avg</b> | <b>td</b> | <b>lg</b> | <b>avg/g</b> |
|-------------------|--------------|------------|-------------|-------------|------------|------------|-----------|-----------|--------------|
| J.C. Baker        | 12-12        | 246        | 1309        | 44          | 1265       | 5.1        | 5         | 66        | 105.4        |
| Devon Moore       | 12-1         | 75         | 343         | 6           | 337        | 4.5        | 5         | 23        | 28.1         |
| Kyle Hammonds     | 12-0         | 40         | 191         | 6           | 185        | 4.6        | 1         | 17        | 15.4         |
| Trenton Norvell   | 12-12        | 80         | 288         | 144         | 144        | 1.8        | 2         | 27        | 12.0         |
| Quadarias Mireles | 12-3         | 1          | 33          | 0           | 33         | 33.0       | 0         | 33        | 2.8          |
| Nathan Knuffman   | 12-0         | 1          | 27          | 0           | 27         | 27.0       | 0         | 27        | 2.2          |
| Lance Lenoir      | 12-12        | 1          | 9           | 0           | 9          | 9.0        | 0         | 9         | 0.8          |
| Devon Sanders     | 6-0          | 3          | 9           | 0           | 9          | 3.0        | 0         | 5         | 1.5          |
| Devin O'Hara      | 4-0          | 4          | 18          | 12          | 6          | 1.5        | 0         | 11        | 1.5          |
| Hi-C Scott        | 12-12        | 1          | 0           | 0           | 0          | 0.0        | 0         | 0         | 0.0          |
| TEAM              | 7-0          | 9          | 0           | 42          | -42        | -4.7       | 0         | 0         | -6.0         |
| Total             | 12           | 461        | 2227        | 254         | 1973       | 4.3        | 13        | 66        | 164.4        |
| Opponents         | 12           | 426        | 1955        | 286         | 1669       | 3.9        | 19        | 69        | 139.1        |

| <b>Passing</b>  | <b>gp-gs</b> | <b>effc</b> | <b>comp-att-int</b> | <b>pct</b> | <b>yds</b> | <b>td</b> | <b>lg</b> | <b>avg/g</b> |
|-----------------|--------------|-------------|---------------------|------------|------------|-----------|-----------|--------------|
| Trenton Norvell | 12-12        | 139.15      | 219-373-11          | 58.7       | 2891       | 24        | 75        | 240.9        |
| TEAM            | 7-0          | 0.00        | 0-1-0               | 0.0        | 0          | 0         | 0         | 0.0          |
| Total           | 12           | 138.78      | 219-374-11          | 58.6       | 2891       | 24        | 75        | 240.9        |
| Opponents       | 12           | 129.21      | 248-427-10          | 58.1       | 3029       | 21        | 56        | 252.4        |

| <b>Receiving</b>  | <b>gp-gs</b> | <b>no.</b> | <b>yds</b> | <b>avg</b> | <b>td</b> | <b>lg</b> | <b>avg/g</b> |
|-------------------|--------------|------------|------------|------------|-----------|-----------|--------------|
| Lance Lenoir      | 12-12        | 75         | 1030       | 13.7       | 7         | 75        | 85.8         |
| Hi-C Scott        | 12-12        | 45         | 660        | 14.7       | 6         | 69        | 55.0         |
| Joey Borsellino   | 12-12        | 41         | 549        | 13.4       | 4         | 35        | 45.8         |
| J.C. Baker        | 12-12        | 25         | 198        | 7.9        | 3         | 40        | 16.5         |
| Quadarias Mireles | 12-3         | 14         | 257        | 18.4       | 2         | 71        | 21.4         |
| J'Vaughn Williams | 11-2         | 4          | 51         | 12.8       | 0         | 19        | 4.6          |
| Taylor Hill       | 3-2          | 4          | 21         | 5.2        | 0         | 9         | 7.0          |
| Kyle Hammonds     | 12-0         | 3          | 43         | 14.3       | 0         | 27        | 3.6          |
| Adam Hoogerwerf   | 4-0          | 3          | 40         | 13.3       | 0         | 27        | 10.0         |
| Larry Harris      | 12-2         | 3          | 34         | 11.3       | 2         | 13        | 2.8          |
| Devon Moore       | 12-1         | 1          | 4          | 4.0        | 0         | 4         | 0.3          |
| Jaelon Acklin     | 8-0          | 1          | 4          | 4.0        | 0         | 4         | 0.5          |
| Total             | 12           | 219        | 2891       | 13.2       | 24        | 75        | 240.9        |
| Opponents         | 12           | 248        | 3029       | 12.2       | 21        | 56        | 252.4        |

| <b>Punt Returns</b> | <b>no.</b> | <b>yds</b> | <b>avg</b> | <b>td</b> | <b>lg</b> |
|---------------------|------------|------------|------------|-----------|-----------|
| Hi-C Scott          | 14         | 115        | 8.2        | 0         | 27        |
| Jaelon Acklin       | 3          | 4          | 1.3        | 0         | 4         |
| David McDaniel      | 1          | 9          | 9.0        | 0         | 0         |
| Lance Lenoir        | 1          | 13         | 13.0       | 0         | 13        |
| Brad Blumenshine    | 0          | 30         | 0.0        | 1         | 30        |
| Total               | 19         | 171        | 9.0        | 1         | 30        |
| Opponents           | 13         | 201        | 15.5       | 0         | 42        |

| <b>Interceptions</b> | <b>no.</b> | <b>yds</b> | <b>avg</b> | <b>td</b> | <b>lg</b> |
|----------------------|------------|------------|------------|-----------|-----------|
| David McDaniel       | 2          | 7          | 3.5        | 0         | 7         |
| Jonathon Rollins     | 2          | 1          | 0.5        | 0         | 1         |
| Luke Venegoni        | 2          | 9          | 4.5        | 0         | 5         |
| David Griffith       | 1          | 23         | 23.0       | 0         | 23        |
| Dallas Nichols       | 1          | 0          | 0.0        | 0         | 0         |
| Martinez Davis       | 1          | 36         | 36.0       | 0         | 36        |
| Marquette Privott    | 1          | -3         | -3.0       | 0         | 0         |
| Total                | 10         | 73         | 7.3        | 0         | 36        |
| Opponents            | 11         | 71         | 6.5        | 0         | 27        |

| <b>Kick Returns</b> | <b>no.</b> | <b>yds</b> | <b>avg</b> | <b>td</b> | <b>lg</b> |
|---------------------|------------|------------|------------|-----------|-----------|
| Lance Lenoir        | 21         | 373        | 17.8       | 0         | 37        |
| Quadarias Mireles   | 13         | 321        | 24.7       | 0         | 42        |
| Kyle Hammonds       | 5          | 68         | 13.6       | 0         | 26        |
| Jaelon Acklin       | 3          | 25         | 8.3        | 0         | 12        |
| Hi-C Scott          | 3          | 70         | 23.3       | 0         | 28        |
| Brad Blumenshine    | 1          | 0          | 0.0        | 0         | 0         |
| Adam Hoogerwerf     | 1          | 23         | 23.0       | 0         | 23        |
| Total               | 47         | 880        | 18.7       | 0         | 42        |
| Opponents           | 46         | 923        | 20.1       | 0         | 86        |

| <b>Fumble Returns</b> | <b>no.</b> | <b>yds</b> | <b>avg</b> | <b>td</b> | <b>lg</b> |
|-----------------------|------------|------------|------------|-----------|-----------|
| Total                 | 0          | 0          | 0.0        | 0         | 0         |
| Opponents             | 2          | 41         | 20.5       | 0         | 36        |



# INDIVIDUAL STATISTICS

| Scoring           | td | fg    | PAT   |      |     |      | dxp | saf | pts |
|-------------------|----|-------|-------|------|-----|------|-----|-----|-----|
|                   |    |       | kick  | rush | rcv | pass |     |     |     |
| Nathan Knuffman   | -  | 11-12 | 36-37 | -    | -   | -    | -   | -   | 69  |
| J.C. Baker        | 8  | -     | -     | -    | -   | -    | -   | -   | 48  |
| Lance Lenoir      | 7  | -     | -     | -    | -   | -    | -   | -   | 42  |
| Hi-C Scott        | 6  | -     | -     | -    | -   | -    | -   | -   | 36  |
| Devon Moore       | 5  | -     | -     | -    | -   | -    | -   | -   | 30  |
| Joey Borsellino   | 4  | -     | -     | -    | -   | -    | -   | -   | 24  |
| Quadarias Mireles | 2  | -     | -     | -    | -   | -    | -   | -   | 12  |
| Larry Harris      | 2  | -     | -     | -    | -   | -    | -   | -   | 12  |
| Trenton Norvell   | 2  | -     | -     | -    | -   | -    | -   | -   | 12  |
| Brad Blumenshine  | 1  | -     | -     | -    | -   | -    | -   | -   | 6   |
| Kyle Hammonds     | 1  | -     | -     | -    | -   | -    | -   | -   | 6   |
| Martinez Davis    | -  | -     | -     | -    | -   | 1    | -   | -   | 2   |
| Kevin Kintzel     | -  | -     | -     | 0-1  | -   | -    | -   | -   | 0   |
| Total             | 38 | 11-12 | 36-37 | 0-1  | -   | -    | 1   | -   | 299 |
| Opponents         | 40 | 16-21 | 35-38 | -    | 1   | 1-2  | -   | 1   | 327 |

| Total Offense     | g  | plays | rush | pass | total | avg/g |
|-------------------|----|-------|------|------|-------|-------|
| Trenton Norvell   | 12 | 453   | 144  | 2891 | 3035  | 252.9 |
| J.C. Baker        | 12 | 246   | 1265 | 0    | 1265  | 105.4 |
| Devon Moore       | 12 | 75    | 337  | 0    | 337   | 28.1  |
| Kyle Hammonds     | 12 | 40    | 185  | 0    | 185   | 15.4  |
| Quadarias Mireles | 12 | 1     | 33   | 0    | 33    | 2.8   |
| Nathan Knuffman   | 12 | 1     | 27   | 0    | 27    | 2.2   |
| Lance Lenoir      | 12 | 1     | 9    | 0    | 9     | 0.8   |
| Devon Sanders     | 6  | 3     | 9    | 0    | 9     | 1.5   |
| Devin O'Hara      | 4  | 4     | 6    | 0    | 6     | 1.5   |
| TEAM              | 7  | 10    | -42  | 0    | -42   | -6.0  |
| Total             | 12 | 835   | 1973 | 2891 | 4864  | 405.3 |
| Opponents         | 12 | 853   | 1669 | 3029 | 4698  | 391.5 |

| Field Goals     | fg    | pct. | 01-19 | 20-29 | 30-39 | 40-49 | 50-99 | lg | blk |
|-----------------|-------|------|-------|-------|-------|-------|-------|----|-----|
| Nathan Knuffman | 11-12 | 91.7 | 1-1   | 7-7   | 3-3   | 0-1   | 0-0   | 35 | 1   |

| FG Sequence        | Western Illinois | Opponents      |
|--------------------|------------------|----------------|
| Valparaiso         | (24)             | -              |
| Wisconsin          | (29)             | 33             |
| Drake              | (20)             | 37,(43),(35)   |
| Northwestern       | 40               | (28)           |
| Southern Illinois  | (21)             | (29),(25),30   |
| North Dakota State | (30)             | (20),54,19     |
| Youngstown State   | (23)             | (28)           |
| Illinois State     | (25),(30)        | (34)           |
| Northern Iowa      | -                | (32),(49)      |
| South Dakota       | -                | (32),(30),(42) |
| South Dakota State | (21)             | (20)           |
| Indiana State      | (19),(35)        | (35),(43)      |

| Punting         | no. | yds  | avg  | lg | tb | fc | i20 | 50+ | blk |
|-----------------|-----|------|------|----|----|----|-----|-----|-----|
| Nathan Knuffman | 53  | 2043 | 38.5 | 58 | 4  | 21 | 9   | 6   | 2   |
| TEAM            | 3   | 2    | 0.7  | 2  | 0  | 0  | 0   | 0   | 1   |
| Luke Otto       | 3   | 69   | 23.0 | 35 | 0  | 2  | 1   | 0   | 0   |
| Devin O'Hara    | 1   | 50   | 50.0 | 50 | 1  | 0  | 0   | 1   | 0   |
| Total           | 60  | 2164 | 36.1 | 58 | 5  | 23 | 10  | 7   | 3   |
| Opponents       | 64  | 2532 | 39.6 | 75 | 7  | 14 | 22  | 11  | 3   |

| Kickoffs        | no. | yds  | avg  | tb | ob | retn | net  | ydln |
|-----------------|-----|------|------|----|----|------|------|------|
| Nathan Knuffman | 48  | 2786 | 58.0 | 10 | 1  |      |      |      |
| Luke Otto       | 13  | 797  | 61.3 | 1  | 0  |      |      |      |
| Total           | 61  | 3583 | 58.7 | 11 | 1  | 20.1 | 39.1 | 25   |
| Opponents       | 65  | 3691 | 56.8 | 14 | 3  | 18.7 | 37.9 | 27   |

Numbers in (parentheses) indicate field goal was made.

# DEFENSIVE STATISTICS



| #         | Defensive Leaders | gp-gs | Tackles |     |     |        | tfl/yds | Sacks<br>no-yds | Pass defense |      |      | Fumbles |    | blkd |     |  |
|-----------|-------------------|-------|---------|-----|-----|--------|---------|-----------------|--------------|------|------|---------|----|------|-----|--|
|           |                   |       | ua      | a   | tot |        |         |                 | int-yds      | brup | qbh  | rcv-yds | ff | kick | saf |  |
| 17        | Kevin Kintzel     | 11-11 | 51      | 41  | 92  | 6.0-28 | 3.0-20  | .               | 6            | 2    | 1-0  | 1       | 2  | .    |     |  |
| 46        | Luke Venegoni     | 12-12 | 36      | 43  | 79  | 6.5-17 | 1.0-4   | 2-9             | 5            | 1    | .    | .       | .  | .    |     |  |
| 4         | Jonathon Rollins  | 11-11 | 51      | 24  | 75  | 4.0-31 | 2.5-25  | 2-1             | 8            | .    | 1-0  | 1       | .  | .    |     |  |
| 43        | J.J. Raffelson    | 9-9   | 24      | 39  | 63  | 6.0-7  | .       | .               | 1            | 1    | .    | .       | .  | .    |     |  |
| 5         | Martinez Davis    | 11-10 | 37      | 17  | 54  | 2.0-2  | .       | 1-36            | 8            | .    | .    | 1       | .  | .    |     |  |
| 3         | Richard Chungong  | 12-9  | 34      | 19  | 53  | .      | .       | .               | 4            | .    | 1-0  | .       | .  | .    |     |  |
| 22        | David McDaniel    | 9-9   | 28      | 23  | 51  | 1.0-1  | .       | 2-7             | 2            | .    | 1-0  | 1       | 3  | .    |     |  |
| 92        | Kris Harley       | 12-12 | 26      | 9   | 35  | 6.0-31 | 3.5-26  | .               | 1            | .    | .    | .       | .  | .    |     |  |
| 98        | Gavin Ricketts    | 12-12 | 12      | 22  | 34  | 9.5-31 | 1.5-11  | .               | .            | .    | 1-0  | .       | .  | .    |     |  |
| 99        | Eddy Holtschlag   | 11-11 | 18      | 15  | 33  | 7.5-29 | 3.5-23  | .               | 1            | 3    | .    | .       | .  | .    |     |  |
| 38        | David Griffith    | 12-2  | 16      | 15  | 31  | .      | .       | 1-23            | 1            | .    | .    | .       | .  | .    |     |  |
| 50        | Gino Durley       | 12-7  | 11      | 20  | 31  | 4.0-20 | 1.0-9   | .               | 1            | 1    | .    | .       | .  | .    |     |  |
| 44        | Brett Taylor      | 12-3  | 12      | 17  | 29  | .      | .       | .               | .            | .    | .    | 1       | .  | .    |     |  |
| 13        | Jeremy Curry      | 12-0  | 12      | 14  | 26  | 7.0-29 | 3.5-24  | .               | 1            | 1    | .    | 1       | .  | .    |     |  |
| 71        | Chip Holtschlag   | 12-6  | 11      | 15  | 26  | 2.5-7  | 1.5-4   | .               | .            | .    | .    | .       | .  | .    |     |  |
| 29        | Aaron Diggs       | 9-1   | 16      | 9   | 25  | 1.0-11 | 1.0-11  | .               | 6            | .    | .    | 1       | .  | .    |     |  |
| 10        | Marquette Privott | 12-2  | 11      | 8   | 19  | .      | .       | 1--3            | 2            | .    | .    | .       | 1  | .    |     |  |
| 42        | Myles Spearman    | 5-3   | 13      | 5   | 18  | .      | .       | .               | 3            | .    | .    | .       | .  | .    |     |  |
| 23        | Josh Smith        | 12-0  | 5       | 5   | 10  | .      | .       | .               | .            | .    | .    | .       | .  | .    |     |  |
| 25        | Dallas Nichols    | 2-1   | 4       | 6   | 10  | 0.5-0  | .       | 1-0             | 1            | .    | .    | .       | .  | .    |     |  |
| 8         | Luis Sharpe       | 12-0  | 6       | 3   | 9   | .      | .       | .               | .            | .    | .    | .       | .  | .    |     |  |
| 12        | Demetrius Allen   | 9-1   | 3       | 5   | 8   | 0.5-2  | .       | .               | .            | .    | .    | .       | .  | .    |     |  |
| 93        | Jordan Veloz      | 10-0  | 5       | 3   | 8   | 1.5-3  | .       | .               | .            | 1    | .    | .       | .  | .    |     |  |
| 95        | Mick Nelson       | 12-0  | 3       | 4   | 7   | 2.5-5  | 1.0-3   | .               | .            | .    | 1-0  | .       | .  | .    |     |  |
| 28        | Devon Moore       | 12-1  | 3       | 2   | 5   | .      | .       | .               | .            | .    | .    | .       | .  | .    |     |  |
| 20        | Dwayne Phillips   | 12-0  | 2       | 3   | 5   | .      | .       | .               | .            | .    | .    | .       | .  | .    |     |  |
| 33        | Nathan Knuffman   | 12-0  | 3       | 2   | 5   | .      | .       | .               | .            | .    | .    | .       | .  | .    |     |  |
| 90        | Jean-Marc Charles | 8-0   | 3       | 1   | 4   | 1.0-7  | 1.0-7   | .               | 1            | .    | 1-0  | 1       | .  | .    |     |  |
| 11        | Kyle Hammonds     | 12-0  | 1       | 3   | 4   | .      | .       | .               | .            | .    | .    | 1       | .  | .    |     |  |
| 35        | Adam Brott        | 7-0   | 1       | 3   | 4   | 1.0-7  | 1.0-7   | .               | .            | .    | .    | .       | .  | .    |     |  |
| 27        | Brad Blumenshine  | 12-0  | 1       | 2   | 3   | .      | .       | .               | .            | .    | .    | .       | .  | .    |     |  |
| 73        | Matt Zobrist      | 12-12 | 2       | 1   | 3   | .      | .       | .               | .            | .    | .    | .       | .  | .    |     |  |
| 9         | Quadarias Mireles | 12-3  | 2       | .   | 2   | .      | .       | .               | .            | .    | .    | .       | .  | .    |     |  |
| 24        | Eriq Baird        | 11-0  | .       | 2   | 2   | .      | .       | .               | 1            | .    | .    | .       | .  | .    |     |  |
| 21        | Devon Sanders     | 6-0   | .       | 1   | 1   | .      | .       | .               | .            | .    | .    | .       | .  | .    |     |  |
| 14        | Trenton Norvell   | 12-12 | .       | 1   | 1   | .      | .       | .               | .            | .    | .    | .       | .  | .    |     |  |
| 57        | Gabe Burkhardt    | 12-0  | .       | .   | .   | .      | .       | .               | .            | .    | 1-0  | .       | .  | .    |     |  |
| Total     |                   | 12    | 463     | 402 | 865 | 70-268 | 25-174  | 10-73           | 53           | 10   | 8-0  | 9       | 6  | .    |     |  |
| Opponents |                   | 12    | 442     | 468 | 910 | 47-177 | 20-118  | 11-71           | 53           | 18   | 9-41 | 11      | 4  | 1    |     |  |



# TEAM STATISTICS

## 3rd-Down Conversions

| Date         | Opponent              | Score   | Overall     | 1st Qtr    | 2nd Qtr    | 3rd Qtr    | 4th Qtr    | Overtime |
|--------------|-----------------------|---------|-------------|------------|------------|------------|------------|----------|
| Aug 28, 2014 | VALPARAISO            | W 45-6  | 6-12 50.0   | 1-3 33.3   | 2-5 40.0   | 1-1 100.0  | 2-3 66.7   |          |
| Sep 06, 2014 | at Wisconsin          | L 3-37  | 4-11 36.4   | 2-3 66.7   | 1-3 33.3   | 0-2 0.0    | 1-3 33.3   |          |
| Sep 13, 2014 | DRAKE                 | W 38-13 | 3-9 33.3    | 0-0 0.0    | 0-3 0.0    | 3-4 75.0   | 0-2 0.0    |          |
| Sep 20, 2014 | at Northwestern       | L 7-24  | 4-17 23.5   | 2-5 40.0   | 2-5 40.0   | 0-3 0.0    | 0-4 0.0    |          |
| Sep 27, 2014 | at Southern Illinois  | L 17-34 | 9-21 42.9   | 2-4 50.0   | 3-6 50.0   | 2-5 40.0   | 2-6 33.3   |          |
| Oct 04, 2014 | NORTH DAKOTA STATE    | L 10-17 | 4-15 26.7   | 0-3 0.0    | 2-4 50.0   | 2-4 50.0   | 0-4 0.0    |          |
| Oct 11, 2014 | at Youngstown State   | W 30-24 | 6-14 42.9   | 1-2 50.0   | 0-3 0.0    | 3-4 75.0   | 2-5 40.0   |          |
| Oct 18, 2014 | ILLINOIS STATE        | L 34-37 | 8-15 53.3   | 1-2 50.0   | 4-5 80.0   | 2-5 40.0   | 1-3 33.3   |          |
| Oct 25, 2014 | NORTHERN IOWA         | L 13-27 | 1-13 7.7    | 1-4 25.0   | 0-2 0.0    | 0-4 0.0    | 0-3 0.0    |          |
| Nov 08, 2014 | at South Dakota       | W 44-29 | 7-15 46.7   | 1-3 33.3   | 2-4 50.0   | 2-4 50.0   | 2-4 50.0   |          |
| Nov 14, 2014 | at South Dakota State | L 24-59 | 4-13 30.8   | 0-2 0.0    | 1-5 20.0   | 1-2 50.0   | 2-4 50.0   |          |
| Nov 22, 2014 | INDIANA STATE         | W 34-20 | 8-17 47.1   | 3-5 60.0   | 1-4 25.0   | 2-4 50.0   | 2-4 50.0   |          |
|              | Western Illinois      |         | 64-172 37.2 | 14-36 38.9 | 18-49 36.7 | 18-42 42.9 | 14-45 31.1 | 0-0 0.0  |
|              | Opponents             |         | 70-180 38.9 | 14-37 37.8 | 20-55 36.4 | 14-39 35.9 | 22-49 44.9 | 0-0 0.0  |

## 4th-Down Conversions

| Date         | Opponent              | Score   | Overall    | 1st Qtr   | 2nd Qtr   | 3rd Qtr   | 4th Qtr   | Overtime |
|--------------|-----------------------|---------|------------|-----------|-----------|-----------|-----------|----------|
| Aug 28, 2014 | VALPARAISO            | W 45-6  | 2-3 66.7   | 1-2 50.0  | 1-1 100.0 | 0-0 0.0   | 0-0 0.0   |          |
| Sep 06, 2014 | at Wisconsin          | L 3-37  | 0-0 0.0    | 0-0 0.0   | 0-0 0.0   | 0-0 0.0   | 0-0 0.0   |          |
| Sep 13, 2014 | DRAKE                 | W 38-13 | 0-1 0.0    | 0-0 0.0   | 0-0 0.0   | 0-0 0.0   | 0-1 0.0   |          |
| Sep 20, 2014 | at Northwestern       | L 7-24  | 2-5 40.0   | 1-1 100.0 | 0-0 0.0   | 0-2 0.0   | 1-2 50.0  |          |
| Sep 27, 2014 | at Southern Illinois  | L 17-34 | 0-2 0.0    | 0-0 0.0   | 0-0 0.0   | 0-0 0.0   | 0-2 0.0   |          |
| Oct 04, 2014 | NORTH DAKOTA STATE    | L 10-17 | 3-5 60.0   | 1-1 100.0 | 1-2 50.0  | 0-0 0.0   | 1-2 50.0  |          |
| Oct 11, 2014 | at Youngstown State   | W 30-24 | 2-3 66.7   | 1-1 100.0 | 0-1 0.0   | 1-1 100.0 | 0-0 0.0   |          |
| Oct 18, 2014 | ILLINOIS STATE        | L 34-37 | 0-1 0.0    | 0-0 0.0   | 0-0 0.0   | 0-0 0.0   | 0-1 0.0   |          |
| Oct 25, 2014 | NORTHERN IOWA         | L 13-27 | 1-3 33.3   | 0-0 0.0   | 0-1 0.0   | 0-0 0.0   | 1-2 50.0  |          |
| Nov 08, 2014 | at South Dakota       | W 44-29 | 2-2 100.0  | 1-1 100.0 | 0-0 0.0   | 1-1 100.0 | 0-0 0.0   |          |
| Nov 14, 2014 | at South Dakota State | L 24-59 | 0-2 0.0    | 0-1 0.0   | 0-0 0.0   | 0-0 0.0   | 0-1 0.0   |          |
| Nov 22, 2014 | INDIANA STATE         | W 34-20 | 0-1 0.0    | 0-0 0.0   | 0-1 0.0   | 0-0 0.0   | 0-0 0.0   |          |
|              | Western Illinois      |         | 12-28 42.9 | 5-7 71.4  | 2-6 33.3  | 2-4 50.0  | 3-11 27.3 | 0-0 0.0  |
|              | Opponents             |         | 11-18 61.1 | 0-0 0.0   | 5-9 55.6  | 3-3 100.0 | 3-6 50.0  | 0-0 0.0  |

## Time of Possession

| Date         | Opponent              | Score   | Overall | 1st Qtr | 2nd Qtr | 3rd Qtr | 4th Qtr | Overtime |
|--------------|-----------------------|---------|---------|---------|---------|---------|---------|----------|
| Aug 28, 2014 | VALPARAISO            | W 45-6  | 24:48   | 8:52    | 5:59    | 4:20    | 5:37    |          |
| Sep 06, 2014 | at Wisconsin          | L 3-37  | 24:41   | 8:02    | 5:27    | 4:28    | 6:44    |          |
| Sep 13, 2014 | DRAKE                 | W 38-13 | 25:43   | 8:28    | 5:05    | 9:01    | 3:09    |          |
| Sep 20, 2014 | at Northwestern       | L 7-24  | 32:57   | 7:27    | 11:22   | 7:49    | 6:19    |          |
| Sep 27, 2014 | at Southern Illinois  | L 17-34 | 26:16   | 6:30    | 6:33    | 8:23    | 4:50    |          |
| Oct 04, 2014 | NORTH DAKOTA STATE    | L 10-17 | 27:52   | 5:12    | 9:04    | 6:35    | 7:01    |          |
| Oct 11, 2014 | at Youngstown State   | W 30-24 | 33:21   | 6:37    | 6:10    | 10:07   | 10:27   |          |
| Oct 18, 2014 | ILLINOIS STATE        | L 34-37 | 31:10   | 6:15    | 9:38    | 8:30    | 6:47    |          |
| Oct 25, 2014 | NORTHERN IOWA         | L 13-27 | 24:30   | 7:23    | 3:56    | 7:52    | 5:19    |          |
| Nov 08, 2014 | at South Dakota       | W 44-29 | 33:11   | 7:45    | 4:50    | 11:08   | 9:28    |          |
| Nov 14, 2014 | at South Dakota State | L 24-59 | 25:51   | 6:50    | 8:40    | 4:48    | 5:33    |          |
| Nov 22, 2014 | INDIANA STATE         | W 34-20 | 36:54   | 11:00   | 9:10    | 7:56    | 8:48    |          |
|              | Western Illinois      | Total   | 347:14  | 90:21   | 85:54   | 90:57   | 80:02   | 0:00     |
|              |                       | Avg.    | 28:56   | 7:31    | 7:09    | 7:34    | 6:40    | 0:00     |
|              | Opponents             | Total   | 372:46  | 89:39   | 94:06   | 89:03   | 99:58   | 0:00     |
|              |                       | Avg.    | 31:03   | 7:28    | 7:50    | 7:25    | 8:19    | 0:00     |

# TEAM STATISTICS



| Opponent           | Score     | First Downs |          |           |         | Rushing<br>Number-Yards | Passing                 |             | Total Offense<br>Plays-Yards | Return<br>Yards | Turn-<br>Overs |
|--------------------|-----------|-------------|----------|-----------|---------|-------------------------|-------------------------|-------------|------------------------------|-----------------|----------------|
|                    |           | Total       | Rush     | Pass      | Pen     |                         | Comp-Att-Int            | Yards       |                              |                 |                |
| VALPARAISO         | 45 - 6    | 26 / 18     | 12 / 6   | 14 / 8    | 0 / 4   | 39-273 / 36-103         | 20-28-0 / 21-35-1       | 320 / 174   | 67-593 / 71-277              | 56 / 126        | 0 / 1          |
| Wisconsin          | 3 - 37    | 11 / 25     | 6 / 8    | 4 / 17    | 1 / 0   | 30-54 / 39-167          | 13-21-1 / 24-29-1       | 108 / 289   | 51-162 / 68-456              | 104 / 46        | 2 / 1          |
| DRAKE              | 38 - 13   | 23 / 22     | 11 / 7   | 8 / 13    | 4 / 2   | 40-218 / 35-60          | 15-22-2 / 26-53-0       | 205 / 251   | 62-423 / 88-311              | 115 / 124       | 3 / 1          |
| Northwestern       | 7 - 24    | 22 / 15     | 9 / 7    | 12 / 7    | 1 / 1   | 36-84 / 41-166          | 29-50-1 / 15-25-0       | 292 / 117   | 86-376 / 66-283              | 91 / 19         | 4 / 2          |
| Southern Illinois  | 17 - 34   | 21 / 19     | 9 / 6    | 10 / 13   | 2 / 0   | 37-77 / 36-146          | 21-49-1 / 24-39-1       | 271 / 272   | 86-348 / 75-418              | 63 / 134        | 1 / 1          |
| NORTH DAKOTA STATE | 10 - 17   | 12 / 23     | 10 / 11  | 2 / 10    | 0 / 2   | 42-253 / 41-149         | 10-21-1 / 20-30-1       | 68 / 256    | 63-321 / 71-405              | 31 / 52         | 2 / 3          |
| Youngstown State   | 30 - 24   | 23 / 21     | 8 / 11   | 11 / 7    | 4 / 3   | 42-164 / 31-148         | 19-26-0 / 16-28-0       | 291 / 196   | 68-455 / 59-344              | 72 / 122        | 0 / 0          |
| ILLINOIS STATE     | 34 - 37   | 23 / 21     | 9 / 6    | 12 / 13   | 2 / 2   | 41-177 / 36-199         | 21-35-1 / 15-26-2       | 310 / 256   | 76-487 / 62-455              | 103 / 119       | 2 / 3          |
| NORTHERN IOWA      | 13 - 27   | 16 / 22     | 2 / 8    | 12 / 12   | 2 / 2   | 25-37 / 48-165          | 20-42-2 / 20-35-0       | 310 / 246   | 67-347 / 83-411              | 118 / 142       | 3 / 1          |
| South Dakota       | 44 - 29   | 23 / 23     | 12 / 8   | 9 / 12    | 2 / 3   | 41-214 / 31-158         | 20-28-0 / 20-38-0       | 287 / 251   | 69-501 / 69-409              | 163 / 82        | 0 / 1          |
| South Dakota State | 24 - 59   | 22 / 30     | 11 / 9   | 9 / 16    | 2 / 5   | 40-188 / 35-181         | 14-27-2 / 21-37-0       | 214 / 366   | 67-402 / 72-547              | 96 / 95         | 3 / 0          |
| INDIANA STATE      | 34 - 20   | 20 / 17     | 9 / 1    | 9 / 14    | 2 / 2   | 48-234 / 17-27          | 17-25-0 / 26-52-4       | 215 / 355   | 73-449 / 69-382              | 112 / 175       | 0 / 4          |
| Totals             | 299 - 327 | 242 / 256   | 108 / 88 | 112 / 142 | 22 / 26 | 461-1973 / 426-1669     | 219-374-11 / 248-427-10 | 2891 / 3029 | 835-4864 / 853-4698          | 1124 / 1236     | 20 / 18        |

| Opponent           | 3rd Down        |               | 4th Down        |             | Time of Possession |            | TOP<br>Margin | Avg               |                 | Avg          |  | Avg |  | Punting |  | Penalties |  | Sacks |
|--------------------|-----------------|---------------|-----------------|-------------|--------------------|------------|---------------|-------------------|-----------------|--------------|--|-----|--|---------|--|-----------|--|-------|
|                    | Conversions     | Conversions   | Conversions     | Conversions | Yds/Rush           | Yds/Pass   |               | Yds/Play          | Number-Avg      | Number-Yards |  |     |  |         |  |           |  |       |
| VALPARAISO         | 6-12 / 6-18     | 2-3 / 3-5     | 24:48 / 35:12   | -10:24      | 7.0 / 2.9          | 11.4 / 5.0 | 8.9 / 3.9     | 1-41.0 / 6-31.8   | 10-103 / 2-15   | 0 / 0        |  |     |  |         |  |           |  |       |
| Wisconsin          | 4-11 / 6-12     | 0-0 / 2-3     | 24:41 / 35:19   | -10:38      | 1.8 / 4.3          | 5.1 / 10.0 | 3.2 / 6.7     | 7-43.4 / 2-45.0   | 5-36 / 4-38     | 1 / 2        |  |     |  |         |  |           |  |       |
| DRAKE              | 3-9 / 6-21      | 0-1 / 1-3     | 25:43 / 34:17   | -8:34       | 5.4 / 1.7          | 9.3 / 4.7  | 6.8 / 3.5     | 4-32.8 / 8-35.4   | 9-71 / 7-45     | 7 / 1        |  |     |  |         |  |           |  |       |
| Northwestern       | 4-17 / 3-14     | 2-5 / 1-2     | 32:57 / 27:03   | 5:54        | 2.3 / 4.0          | 5.8 / 4.7  | 4.4 / 4.3     | 5-29.2 / 7-44.1   | 6-40 / 5-35     | 1 / 4        |  |     |  |         |  |           |  |       |
| Southern Illinois  | 9-21 / 7-15     | 0-2 / 0-0     | 26:16 / 33:44   | -7:28       | 2.1 / 4.1          | 5.5 / 7.0  | 4.0 / 5.6     | 7-35.9 / 5-49.0   | 4-25 / 5-38     | 0 / 4        |  |     |  |         |  |           |  |       |
| NORTH DAKOTA STATE | 4-15 / 8-14     | 3-5 / 0-0     | 27:52 / 32:08   | -4:16       | 6.0 / 3.6          | 3.2 / 8.5  | 5.1 / 5.7     | 5-36.6 / 3-36.3   | 3-28 / 4-36     | 1 / 1        |  |     |  |         |  |           |  |       |
| Youngstown State   | 6-14 / 5-12     | 2-3 / 1-1     | 33:21 / 26:39   | 6:42        | 3.9 / 4.8          | 11.2 / 7.0 | 6.7 / 5.8     | 4-34.5 / 5-41.0   | 7-65 / 11-88    | 3 / 0        |  |     |  |         |  |           |  |       |
| ILLINOIS STATE     | 8-15 / 5-10     | 0-1 / 0-0     | 31:10 / 28:50   | 2:20        | 4.3 / 5.5          | 8.9 / 9.8  | 6.4 / 7.3     | 4-23.8 / 5-43.0   | 6-66 / 4-34     | 2 / 1        |  |     |  |         |  |           |  |       |
| NORTHERN IOWA      | 1-13 / 8-22     | 1-3 / 1-1     | 24:30 / 35:30   | -11:00      | 1.5 / 3.4          | 7.4 / 7.0  | 5.2 / 5.0     | 9-45.0 / 8-34.1   | 4-55 / 4-30     | 4 / 3        |  |     |  |         |  |           |  |       |
| South Dakota       | 7-15 / 5-15     | 2-2 / 2-2     | 33:11 / 26:49   | 6:22        | 5.2 / 5.1          | 10.2 / 6.6 | 7.3 / 5.9     | 6-34.0 / 6-44.7   | 8-68 / 3-32     | 2 / 3        |  |     |  |         |  |           |  |       |
| South Dakota State | 4-13 / 4-9      | 0-2 / 0-0     | 25:51 / 34:09   | -8:18       | 4.7 / 5.2          | 7.9 / 9.9  | 6.0 / 7.6     | 3-43.7 / 4-38.5   | 6-56 / 5-65     | 2 / 0        |  |     |  |         |  |           |  |       |
| INDIANA STATE      | 8-17 / 7-18     | 0-1 / 0-1     | 36:54 / 23:06   | 13:48       | 4.9 / 1.6          | 8.6 / 6.8  | 6.2 / 5.5     | 5-27.0 / 5-38.0   | 7-80 / 9-95     | 2 / 1        |  |     |  |         |  |           |  |       |
| Totals             | 64-172 / 70-180 | 12-28 / 11-18 | 347:14 / 372:46 | -25:32      | 4.3 / 3.9          | 7.7 / 7.1  | 5.8 / 5.5     | 60-36.1 / 64-39.6 | 75-693 / 63-551 | 25 / 20      |  |     |  |         |  |           |  |       |

Note: Game totals are displayed in the format TEAM/OPPONENT for each category



# THE LAST TIME WESTERN...

## RUSHING - TEAM

300 or more yards .....384 vs. Indiana State, 2010  
 400 or more yards .....459 at Missouri State, 2008  
 500 or more yards ..... 519 vs. St. Francis, 2007 **(WIU)**

## RUSHING – INDIVIDUAL

100 or more yards .....163 - J.C. Baker vs. Indiana State, **2014**  
 150 or more yards .....163 - J.C. Baker vs. Indiana State, **2014**  
 200 or more yards ..... 273 - Herb Donaldson at Missouri State, 2008  
 300 or more yards .....314 - Herb Donaldson vs. Missouri State, 2007  
 2 players with 100 yards.....  
 ..... Nikko Watson (109), Caulton Ray (106) vs. Butler, 2012  
 Rushed 20 or more times .....26 - J.C. Baker vs. Indiana State, **2014**  
 Rushed 25 or more times .....26 - J.C. Baker vs. Indiana State, **2014**  
 Rushed 30 or more times .....30 - Nikko Watson at Youngstown State, 2011  
 Run of 50 or more yards .....60 - J.C. Baker vs. Indiana State, **2014**  
 Run of 60 or more yards .....60 - J.C. Baker vs. Indiana State, **2014**  
 Run of 70 or more yds..77 - Frisman Jackson at Southern Illinois, 2000 **(WIU QB)**  
 Rush 4 or more TDs .... 6 – Herb Donaldson vs. Indiana State, 2006 **(WIU)**

## PASSING - INDIVIDUAL

250 or more yards .....287 - Trenton Norvell at South Dakota, **2014**  
 300 or more yards .....310 - Trenton Norvell vs. Northern Iowa, **2014**  
 400 or more yards ..... 452 - Matt Barr vs. Illinois State, 2010  
 Attempted 50 or more passes ..... 51 - Trenton Norvell at Northern Iowa, 2013  
 Completed 25 or more passes .....29 - Trenton Norvell at Northwestern, **2014**  
 Completed 30 or more passes ..30 – Sam Clemons vs. Illinois State, 2001  
 Completed 80% or higher (min. 20 att.).....  
 .....88% - Matt Barr (22-of-25) vs. Illinois State, 2010 **(WIU)**  
 Pass of 50 or more yards .....  
 .....56 - Trenton Norvell to Hi-C Scott at South Dakota, **2014**  
 Pass of 60 or more yards .....  
 ..... 75 - Trenton Norvell to Lance Lenoir, Jr. vs. Illinois State, **2014**  
 Pass of 70 or more yards .....  
 ..... 75 - Trenton Norvell to Lance Lenoir, Jr. vs. Illinois State, **2014**  
 Threw 3 or more TD passes ..... 5 - Trenton Norvell at South Dakota, **2014**

## RECEIVING - INDIVIDUAL

100 or more yards .....106 - Lance Lenoir, Jr. vs. Northern Iowa, **2014**  
 150 or more yards ..... 195 - Lance Lenoir, Jr. vs. Illinois State, **2014**  
 200 or more yards ..... 210 – Lito Senatus vs. Illinois State, 2010  
 2 players with 100 yards.....  
 ..... Lito Senatus (210), Terriun Crump (122) vs. Illinois State, 2010  
 Caught 7 or more passes .. 7 - Lance Lenoir, Jr. at South Dakota State, **2014**  
 Caught 10 or more passes ..... 12 - Lance Lenoir, Jr. vs. Illinois State, **2014**  
 Caught 2 or more TDs .....2 - Lance Lenoir, Jr. vs. Illinois State, **2014**  
 Caught 3 or more TDs ..... 3 – Reggie Gray vs. Southern Illinois, 2003

## TOTAL OFFENSE - TEAM

500 yards total offense .....501 at South Dakota, **2014**  
 600 yards total offense ..... 629 vs. Illinois State, 2010  
 80-plus plays .....86 at Southern Illinois, **2014**  
 90-plus plays ..... 91 at Northern Iowa, 2011  
 100-plus plays ..... 101 at Indiana State, 2011  
 40-plus minutes time of possession ..... 40:40 at Indiana State, 2011  
 Held to minus rushing yards ..... minus-7 at Southern Illinois, 2010  
 Was held to 100 or fewer total yards ..... 44 at Missouri, 2011

## TOTAL OFFENSE - INDIVIDUAL

200 pass yards/100 rush yards (Same player).....  
 ..... Matt Barr (221 passing/125 rushing) vs. Sam Houston State, 2010  
 200 pass yards/100 rush yards (2 players) .....  
 .....Trenton Norvell (215)/J.C. Baker (163) vs. Indiana State, **2014**  
 100 rush yards/100 receive yards .....  
 .....J.C. Baker (111)/Lance Lenoir, Jr. (195) vs. Illinois State, **2014**

## SCORING - TEAM

40-plus points .....44 at South Dakota, **2014**  
 50-plus points ..... 65 vs. Illinois State (65-38), 2010  
 60-plus points ..... 65 vs. Illinois State (65-38), 2010  
 Shutout an opponent .....45-0 vs. Valparaiso, 2010  
 Was held scoreless .....0-35 at Southern Illinois, 2012  
 99-yard scoring drive ..... (11 plays/TD) at Southern Illinois, **2014**

## SCORING – INDIVIDUAL

Scored 4 or more TDs . 6 – Herb Donaldson vs. Indiana State, 2006 **(WIU)**  
 Scored 5 or more TDs . 6 – Herb Donaldson vs. Indiana State, 2006 **(WIU)**  
 Accounted for 5 or more TDs .... 5 - Trenton Norvell at South Dakota, **2014**  
 Kicked 4 or more FG .....5 – Taylor Rowan vs. South Dakota State, 2007  
 Kicked a 50-plus yard FG .54 – Taylor Rowan at North Dakota State, 2008  
 Kicked 5 or more Exp ..... 6 - Nathan Knuffman at South Dakota, **2014**  
 Kicked 8 or more Exp .....9 - Pat Smith vs. Illinois State, 2010  
 Recorded a 2-point conversion..... Kevin Kintzel vs. Hampton, 2013

## GIVEAWAYS/TAKEAWAYS

Did not commit a turnover ..... on four occasions, vs. Indiana State, **2014**  
 Recorded 5 or more takeaways..... 9 vs. Hampton, 2013  
 Recorded 7 or more takeaways..... 9 vs. Hampton, 2013  
 Committed 5 or more turnovers..... 5 vs. Missouri State, 2011  
 Recorded 2 or more defensive TDs..... 3 vs. Hampton, 2013

Returned an INT for TD ..... Kevin Kintzel (30 yds) at Northern Iowa, 2013  
 Returned a fumble for TD ..... Kevin Kintzel (11 yds) vs. South Dakota, 2013  
 Recovered fumble in endzone for TD.. David McDaniel vs. Indiana State, 2012  
 Scored a Defensive PAT (3x in history) .Martinez Davis at South Dakota, **2014**

## DEFENSE - TEAM

Held opponent to 50 or fewer rush yds.....27 vs. Indiana State, **2014**  
 Held opponent to 100 or fewer pass yds.....68 at Northern Iowa, 2013  
 Held opponent to 200 or fewer total yds.....173 vs. Indiana State, 2010  
 Recorded a safety ..... vs. Missouri State, 2009  
 Allowed a safety ..... at Wisconsin, **2014**  
 Recorded 5.0 or more Sacks..... 7.0 - vs. Drake, **2014**  
 Recorded 9.0 or more Tackles for Loss..... 9.0 - (3x in 2014) vs. UNI, **2014**

## DEFENSE – INDIVIDUAL

Recorded 2 or more INT ..... 2 - Jonathon Rollins vs. Hampton, 2013  
 Recorded 15 or more tackles ..16 - Kevin Kintzel vs. North Dakota State, **2014**  
 Recorded 20 or more tackles ..... 25 - Kyle Glazier at Missouri State, 2010  
 Recorded 25 or more tackles ..... 25 - Kyle Glazier at Missouri State, 2010  
 Recorded 2 or more sacks .....2.0 - Kevin Kintzel at Indiana State, 2013  
 Recorded 4 or more TFL . 4.5 - Theon Dixon vs. South Dakota State, 2011

## SPECIAL TEAMS

Returned punt for a TD ..... Todd Speight vs. Stephen F. Austin, 2009  
 Gave up a punt return for TD.....Cedric Miller of Missouri State, 2013  
 Blocked a punt and scored a TD .....  
 ..... David McDaniel (Block), Brad Blumenshine (Return) vs. Drake, **2014**  
 Returned a kickoff for a TD.....  
 .....Larry Patterson vs. Missouri State, 2011 (90 yds on opening kick)  
 Gave up a kickoff return for TD ..... Tyrel Kool of South Dakota State, 2012  
 Blocked a punt..... David McDaniel vs. Northern Iowa (2x), **2014 (WIU)**  
 Blocked a field goal ..... Kevin Kintzel vs. North Dakota State, **2014**  
 Blocked an extra point ..... Kevin Kintzel at South Dakota, **2014**  
 Had a punt blocked..... vs. Indiana State, **2014**  
 Had a field goal blocked ..... at Northwestern, **2014**  
 Punted 10 or more times ..... 11 - Nathan Knuffman at Illinois State, 2013  
 Had a punt of 60-plus yards .....65 - Nathan Knuffman at Minnesota, 2013  
 Had a punt of 70-plus yards ..75/72 – Mike Scifres at Southern Utah, 2002  
 Totaled 100-plus punt return yds .. 106 – Ashlee Frazier at Ball State, 2000  
 Totaled 100-plus kickoff return yds .....  
 ..... 101 - Fredson Salomon at Youngstown State, 2013 (4 returns)  
**(WIU) = Western Illinois single-game record**

# HALL OF FAME INDUCTEES



## COACHES

|                     |      |
|---------------------|------|
| Randy Ball          | 2009 |
| Joe Collier         | 1989 |
| Bruce Craddock +    | 1991 |
| Don "Red" Cross +   | 1994 |
| Vince DiFrancesca + | 1975 |
| Art Dufelmeier +    | 1986 |
| Darrell Mudra       | 1990 |
| Lou Saban +         | 1974 |
| Harry Sockler +     | 1976 |
| Wesley Stevens +    | 1982 |
| Brodie Westen       | 1992 |

## PLAYERS

|                      |      |
|----------------------|------|
| Jerry Auchstetter    | 1986 |
| Rod Bixby            | 1997 |
| Jerry Blew           | 1995 |
| Billy Joe Brockhouse | 1993 |
| Curt Christenson     | 2002 |
| Bryan Cox            | 2008 |
| Wayne DeSutter       | 1986 |
| Dave Dunn            | 1985 |
| Lawrence Garron      | 1974 |
| Vince Grady +        | 1975 |
| Walter Grebe +       | 1975 |
| Don Greco            | 2000 |
| Robert Hainline +    | 1987 |
| P. Michael Hattery   | 1995 |
| William Helms +      | 1975 |
| Vern Holmes +        | 1983 |
| Bill Huskisson +     | 2003 |
| Bob Kraushaar +      | 1996 |
| Jack Kraushaar +     | 1989 |
| Donald Lashmet +     | 1985 |
| Greg Lee             | 2007 |
| Scott Levenhagen     | 2003 |
| Wayne Lunak          | 1983 |
| Ditty Lynch          | 1987 |
| Bob Majka            | 1988 |
| Russ Michna          | 2013 |
| Steve Mikez          | 1994 |
| Robert "Red" Miller  | 1974 |
| Jim Mortier          | 1988 |
| Larry Mortier        | 1987 |
| John Passananti      | 1985 |
| Ray Pearson +        | 1985 |
| Craig Phalen         | 2012 |
| Michael Reynolds     | 1975 |
| Jim Scruggs          | 2006 |
| Rich Seubert         | 2011 |
| Paul Singer          | 2005 |
| Aaron Stecker        | 2010 |
| Noria Steward        | 1975 |
| Lloyd "Pat" Stoik +  | 1992 |
| F. Eugene Strode     | 1991 |

|                     |      |
|---------------------|------|
| Joe Taylor          | 2001 |
| Dave Tipton         | 1990 |
| William VandeMerkt  | 1984 |
| Mike Wagner         | 1976 |
| Curt Westen         | 2010 |
| Mike Wilson         | 1995 |
| Frank Winters       | 1998 |
| John Wrenn          | 2002 |
| William Zavadil +   | 1982 |
| Eugene L. Zuccarini | 1991 |

## MULTIPLE SPORTS

|                           |      |
|---------------------------|------|
| Eldon Atwood +            | 1985 |
| Glenn Ausbury +           | 1982 |
| Ralph Barclay +           | 1976 |
| Joe Beja                  | 1994 |
| Robert Blaha, Sr. +       | 1993 |
| Edward Brooks             | 1995 |
| Donald Coates +           | 1984 |
| Ronald L. Cook            | 2007 |
| Don DeTaeye               | 1986 |
| Albert "Auggie" DiCenso + | 1996 |
| Booker Edgerson           | 1996 |
| Ken Epperson +            | 1996 |
| Robert "Pete" Fulks       | 1988 |
| Ralph Ganzer              | 1987 |
| Mason Grigsby +           | 1975 |
| Noah Hickman              | 1985 |
| Charles Higgs +           | 1995 |
| Jerry Holloway            | 2000 |
| William Hughes +          | 1982 |
| Leroy Jackson             | 1982 |
| Jim Johnson               | 1985 |
| Frank Jones +             | 1974 |
| Arthur Justus +           | 1976 |
| Donald Kemp +             | 1990 |
| Lawrence Laeding +        | 1982 |
| Jack Landis               | 1976 |
| Justin Langan             | 2015 |
| Victor Lesch              | 1986 |
| Ron Little                | 1987 |
| Angelo Marini +           | 1982 |
| Thomas "Bert" Moore +     | 1982 |
| Leroy "Stix" Morley +     | 1974 |
| Ted Mullen                | 1993 |
| Peter Muller              | 1986 |
| Robert V. Nelson +        | 1984 |
| John D. "Jay" Olson       | 1991 |
| Ernest Page +             | 1974 |
| Bill "Red" Rogers +       | 1976 |
| Gary Simon                | 1997 |
| Paul Stewart +            | 1974 |
| Bill Sullivan +           | 1987 |

## TEAMS

|   |                     |
|---|---------------------|
| 1959 Football Team  | 1989                |
| Coach Lou Saban, his talented staff, and a great group of talented players won the Illinois Intercollegiate Athletic Conference (IAC) title and completed WIU's only undefeated and untied football campaign in 1959, posting a 9-0 mark. |                     |
| Bill Adams  | James Adams         |
| Jack Atchason   | Don Barrett         |
| Urban Baum  | Jerry Blew          |
| Tom Brabender   | Josh Bush           |
| Dick Chamberlain  | Eugene Christmann   |
| Joe Collier   | Edward Colville     |
| Warren Dew  | Thomas Dinardo      |
| Art Dufelmeier  | Booker Edgerson     |
| Roger Elliott   | Jerry Fornoff       |
| Richard Franz +   | Roger Franz         |
| Lawrence Garron   | Fred Helsey         |
| John Hilford  | Leroy Jackson       |
| Doug Kay  | Don Kille           |
| Bill Larson   | Joseph Lashmet      |
| James Lodico  | Wayne Lunak         |
| Mike McFarland  | Red Miller          |
| Ronald Moore  | Dale Mott           |
| Gary Mott   | Lonnie Pangborn+    |
| Gilford Pohl+   | Donald Pollard      |
| George Robb+  | Lou Saban+          |
| Dwight Sellers+   | Richard Snowden     |
| Bill Tonione  | Marvin Vandersnick+ |
| Denny Wallon  | Pat Walsh           |
| Dan Washkevich+   | Jack White          |
| Bill Willkins   | Don Woodall+        |
| Jim Yerbic  | William Zavadil+    |



# SINGLE-GAME RUSHING

## RUSHING LEADERS

|                             | Att | Yds  | YPG   | TD |
|-----------------------------|-----|------|-------|----|
| 1981 Dan Jenkins (So.)      | 168 | 759  | 69.0  | 2  |
| 1982 Dan Jenkins (Jr.)      | 184 | 595  | 59.5  | 2  |
| 1983 Kevin Perkins (Jr.)    | 136 | 587  | 53.4  | 2  |
| 1984 Jeff McKinney (Jr.)    | 131 | 518  | 47.1  | 4  |
| 1985 Jeff McKinney (Sr.)    | 104 | 528  | 52.8  | 6  |
| 1986 Mike Cox (Fr.)         | 118 | 574  | 52.2  | 2  |
| 1987 Brett Grimshaw (Jr.)   | 105 | 530  | 48.2  | 1  |
| 1988 Brett Grimshaw (Sr.)   | 103 | 529  | 44.1  | 2  |
| 1989 Bernard Holloway (Jr.) | 100 | 480  | 43.6  | 3  |
| 1990 Mike Cox (Sr.)         | 139 | 646  | 58.7  | 2  |
| 1991 Kevin Hart (Sr.)       | 241 | 987  | 89.7  | 6  |
| 1992 Kendall McDonald (So.) | 140 | 688  | 62.6  | 6  |
| 1993 Kendall McDonald (Jr.) | 161 | 660  | 60.0  | 5  |
| 1994 Kendall McDonald (Sr.) | 189 | 1015 | 112.8 | 10 |
| 1995 Brian Knuckles (Jr.)   | 182 | 820  | 102.5 | 7  |
| 1996 Brian Knuckles (Sr.)   | 270 | 1310 | 131.0 | 14 |
| 1997 Aaron Stecker (Jr.)    | 366 | 2293 | 176.4 | 27 |
| 1998 Aaron Stecker (Sr.)    | 326 | 1506 | 125.5 | 14 |
| 1999 Charles Tharp (Jr.)    | 282 | 1311 | 119.2 | 12 |
| 2000 Charles Tharp (Sr.)    | 252 | 1555 | 129.6 | 17 |
| 2001 Carlos Daniels (Sr.)   | 148 | 667  | 66.7  | 3  |
| 2002 Attley Lawson (So.)    | 198 | 795  | 66.2  | 8  |
| 2003 Travis Glasford (So.)  | 296 | 1368 | 105.2 | 20 |
| 2004 Travis Glasford (Jr.)  | 224 | 1080 | 108.0 | 11 |
| 2005 Travis Glasford (Sr.)  | 219 | 1052 | 95.6  | 12 |
| 2006 Herb Donaldson (So.)   | 233 | 1417 | 128.8 | 18 |
| 2007 Herb Donaldson (Jr.)   | 259 | 1491 | 149.1 | 10 |
| 2008 Herb Donaldson (Sr.)   | 324 | 1784 | 162.2 | 21 |
| 2009 Dre Gibbs (Sr.)        | 246 | 1110 | 100.9 | 6  |
| 2010 Caulton Ray (So.)      | 246 | 1075 | 82.7  | 9  |
| 2011 Caulton Ray (Jr.)      | 144 | 620  | 77.5  | 4  |
| 2012 Nikko Watson (So.)     | 164 | 660  | 60.0  | 1  |
| 2013 J.C. Baker (Jr.)       | 216 | 1149 | 95.8  | 6  |
| 2014 J.C. Baker (Sr.)       | 246 | 1265 | 105.4 | 5  |



J.C. Baker

## Game

### ATTEMPTS

- 41 Herb Donaldson (Sr) ..... Illinois State 11/15/08
- 41 Herb Donaldson (Sr) .... at Missouri St. 10/4/08
- 40 Herb Donaldson (Sr) .... Youngstown State 11/22/08
- 40 Charles Tharp (Jr) ... at Indiana State 10/23/99
- 39 Dre Gibbs (Sr) ..... Missouri State 10/17/09
- 39 Herb Donaldson (So) .... Indiana State 11/4/06
- 39 Aaron Stecker (Sr) Youngstown State 10/3/98
- 39 Aaron Stecker (Jr) ..... Southern Illinois 11/1/97
- 39 Chuck Kero (Sr) ..... at UNI 11/15/69
- 38 Herb Donaldson (Jr) .... at Illinois State 10/2/07

### 200-YARD GAMES

- 328 Herb Donaldson (So) .... Indiana State 11/4/06
- 314 Herb Donaldson (Jr) .. Missouri State 10/13/07
- 289 Aaron Stecker (Jr) ..... Southern Illinois 11/1/97
- 286 Travis Glasford (Jr) ..... Missouri State 10/2/04
- 273 Herb Donaldson (Sr).. at Missouri State 10/4/08
- 249 Aaron Stecker (Jr) ..... Missouri State 10/25/97
- 244 Aaron Stecker (Jr) ..... Jackson State 11/28/97
- 244 Aaron Stecker (Jr) ..... at Alcorn State 9/13/97
- 243 Herb Donaldson (Sr) ..... Illinois State 11/15/08
- 241 Herb Donaldson (Jr) .. at Illinois State 10/27/07
- 235 Herb Donaldson (Sr) ... Youngstown State 11/22/08
- 237 Aaron Stecker (Jr) ..... Illinois State 11/8/97
- 230 Travis Glasford (So) .. Missouri State 11/15/03
- 229 Herb Donaldson (Sr) ... Stephen F. Austin 9/20/08
- 229 Travis Glasford (Jr) ..... Cheney 9/11/04
- 228 Aaron Stecker (Jr) ..... UNI 10/11/97
- 218 Brian Knuckles (Jr) .. at Northern Illinois 9/7/96
- 213 Charles Tharp (Jr) ..... at UNI 11/18/00
- 210 Travis Glasford (Sr) ... Missouri State 11/12/05
- 210 Larry Garron (Jr.)..... 1958
- 209 Charles Tharp (Sr) ..... Nicholls State 9/23/00

### TOUCHDOWNS

- 6 Herb Donaldson (So) .. Indiana State 11/4/06
- 6 Travis Glasford (Jr) ..... Cheney 9/11/04
- 5 Travis Glasford (So) ..... at Youngstown State 10/11/03
- 5 Leroy Jackson (Jr) ..... Illinois State 1960

### LONGEST RUSH

- 92\* Aaron Stecker (Jr) ..... Truman State 9/6/97
- 86 Albert Brown (Sr)..... at Kansas State 8/30/86
- 86 Noria Steward (Jr) ..... at Drake 1964
- 82 Chuck Kero (Sr) ..... at Eastern Illinois 11/1/69
- 80 Aaron Stecker (Jr).... Southern Illinois 11/1/97
- 77\* Frisman Jackson (Jr)..... at S. Illinois 10/7/00
- 77 Mike Cox (So) ..... at Missouri State 9/20/86
- 73\* Ty Kingsby (Sr).... at Central Michigan 9/12/98
- 72\* Aaron Stecker (Jr) at Missouri State 10/25/97
- 71\* J.R. Ford (Sr).... Mississippi Valley St. 9/11/99
- 71\* Brett Grimshaw (So)..... at UNI 10/25/86

### LONGEST RUSH by a QB

- 77\* Frisman Jackson (Jr)..... at S. Illinois 10/7/00

## YARDS BY A QUARTERBACK

- 125 Matt Barr (Sr) ..... Sam Houston State 9/18/10
- 114 Matt Barr (RFR) ... South Dakota State 8/30/07
- 109 Frisman Jackson (Jr) at Southern Illinois 10/7/00
- 96 Sam Clemons (Sr).... Missouri State 10/27/01
- 69 Matt Barr (Sr) ..... Northern Iowa 11/20/10
- 69 Matt Barr (So)..... at Missouri State 10/4/08
- 68 Matt Barr (RFR) ..... at Illinois State 10/27/07
- 65 Josh Hudson (Jr).... at Indiana State 10/15/11
- 65 Frisman Jackson (Jr)..... at Ball State 9/9/00
- 58 Steve LaFalce (Jr).... Missouri State 11/12/05

## TWO 100-YARD RUSHERS

### SAME GAME

- Aug. 30, 2012 vs. Butler  
(109 by Nikko Watson, 106 by Caulton Ray)
- Nov. 19, 2011 vs. North Dakota State  
(106 by Nikko Watson, 104 by Caulton Ray)
- Sept. 25, 2010 vs. Indiana State  
(192 by Bryce Flowers, 115 by Caulton Ray)
- Oct. 4, 2008 at Missouri State  
(273 by Herb Donaldson, 126 by Dre Gibbs)
- Sept. 6, 2008 vs. Quincy  
(173 by Dre Gibbs, 128 by Herb Donaldson)
- Oct. 13, 2007 vs. Missouri State  
(314 by Herb Donaldson, 100 by Alex Douglas)
- Aug. 30, 2007 vs. South Dakota State  
(114 by Matt Barr, 103 by Herb Donaldson)
- Oct. 7, 2000 at Southern Illinois  
(109 by Frisman Jackson, 107 by Charles Tharp)
- Oct. 16, 1999 vs. Southern Illinois  
(142 by Rashad Harris, 135 by Charles Tharp)
- Oct. 1, 1994 at Southern Illinois  
(144 by Tim Ardis, 112 by Kendall McDonald)
- Sept. 1, 1994 vs. Iowa Wesleyan  
(123 by Tim Ardis, 117 by Greg Scott)
- Sept. 20, 1986 at Missouri State  
(136 by Mike Cox, 101 by Chris Chiaro)
- Oct. 30, 1976 vs. Illinois State  
(153 by Jeff Sellers, 108 by Sam Hardimon)
- \* scoring play

# SEASON RUSHING



## Season

### ATTEMPTS

|        | Yds                  | G     | Year     |
|--------|----------------------|-------|----------|
| 1. 366 | Aaron Stecker (Jr)   | 2,293 | 13..1997 |
| 2. 326 | Aaron Stecker (Sr)   | 1,506 | 12..1998 |
| 3. 324 | Herb Donaldson (Sr)  | 1,784 | 11..2008 |
| 4. 296 | Travis Glasford (So) | 1,368 | 13..2003 |
| 5. 282 | Charles Tharp (Jr)   | 1,311 | 11..1999 |
| 6. 270 | Brian Knuckles (Sr)  | 1,310 | 10..1996 |
| 7. 259 | Herb Donaldson (Jr)  | 1,491 | 10..2007 |
| 8. 252 | Charles Tharp (Sr)   | 1,555 | 12..2000 |

### YARDS (1,000 Yards)

|           | Att                   | G   | Year     |
|-----------|-----------------------|-----|----------|
| 1. 2,293  | Aaron Stecker (Jr)    | 366 | 13..1997 |
| 2. 1,784  | Herb Donaldson (Sr)   | 324 | 11..2008 |
| 3. 1,555  | Charles Tharp (Sr)    | 252 | 12..2000 |
| 4. 1,506  | Aaron Stecker (Sr)    | 325 | 12..1998 |
| 5. 1,491  | Herb Donaldson (Jr)   | 259 | 10..2007 |
| 6. 1,417  | Herb Donaldson (So)   | 233 | 11..2006 |
| 7. 1,368  | Travis Glasford (So)  | 296 | 13..2003 |
| 8. 1,311  | Charles Tharp (Jr)    | 282 | 11..1999 |
| 9. 1,310  | Brian Knuckles (Sr)   | 270 | 10..1996 |
| 10. 1,265 | J.C. Baker (Sr)       | 246 | 12..2014 |
| 11. 1,149 | J.C. Baker (Jr)       | 216 | 12..2013 |
| 12. 1,110 | Dre Gibbs (Sr)        | 246 | 11..2009 |
| 13. 1,085 | Kevin Hart (Sr)       | 241 | 11..1991 |
| 14. 1,080 | Travis Glasford (Jr)  | 224 | 10..2004 |
| 15. 1,075 | Caulton Ray (So)      | 246 | 13..2010 |
| 16. 1,052 | Travis Glasford (Sr)  | 219 | 11..2005 |
| 17. 1,015 | Kendall McDonald (Sr) | 189 | 9..1994  |
| 18. 1,001 | Chuck Kero (Sr)       | 225 | 10..1969 |

### YARDS PER CARRY

|           | Att                   | Yds | Year      |
|-----------|-----------------------|-----|-----------|
| 1. 6.265  | Aaron Stecker (Jr)    | 366 | 2293.1997 |
| 2. 6.171  | Charles Tharp (Sr)    | 252 | 1555.2000 |
| 3. 6.082  | Herb Donaldson (So)   | 233 | 1417.2006 |
| 4. 5.757  | Herb Donaldson (Jr)   | 259 | 1491.2007 |
| 5. 5.506  | Herb Donaldson (Sr)   | 324 | 1784.2008 |
| 6. 5.370  | Kendall McDonald (Sr) | 189 | 1015.1994 |
| 7. 5.360  | Bryce Flowers (Fr)    | 150 | 804.2010  |
| 8. 5.319  | J.C. Baker (Jr)       | 216 | 1149.2013 |
| 9. 5.142  | J.C. Baker (Sr)       | 246 | 1265.2014 |
| 10. 4.852 | Brian Knuckles (Sr)   | 270 | 1310.1996 |

### YARDS PER GAME

|            | Yds                   | G    | Year     |
|------------|-----------------------|------|----------|
| 1. 176.39  | Aaron Stecker (Jr)    | 2293 | 13..1997 |
| 2. 162.18  | Herb Donaldson (Sr)   | 1784 | 11..2008 |
| 3. 149.10  | Herb Donaldson (Jr)   | 1491 | 10..2007 |
| 4. 131.00  | Brian Knuckles (Sr)   | 1310 | 10..1996 |
| 5. 129.58  | Charles Tharp (Sr)    | 1555 | 12..2000 |
| 6. 128.82  | Herb Donaldson (So)   | 1417 | 11..2006 |
| 7. 125.50  | Aaron Stecker (Sr)    | 1506 | 12..1998 |
| 8. 119.18  | Charles Tharp (Jr)    | 1311 | 11..1999 |
| 9. 112.78  | Kendall McDonald (Sr) | 1015 | 9..1994  |
| 10. 108.00 | Travis Glasford (Jr)  | 1080 | 10..2004 |

### YARDS by a FULLBACK

|          | Att             | G   | Year     |
|----------|-----------------|-----|----------|
| 1. 1,085 | Kevin Hart (Sr) | 241 | 11..1991 |

### YARDS by a QB

|        | Att                  | G   | Year     |
|--------|----------------------|-----|----------|
| 1. 449 | Matt Barr (Sr)       | 104 | 13..2010 |
| 2. 385 | Matt Barr (R-Fr)     | 91  | 11..2007 |
| 3. 180 | Frisman Jackson (Jr) | 66  | 12..2000 |
| 4. 167 | Russ Michna (Sr)     | 70  | 13..2003 |
| 5. 160 | Matt Barr (So)       | 58  | 10..2008 |
| 6. 144 | Trenton Norvell (So) | 80  | 12..2014 |
| 7. 138 | Josh Hudson (Jr)     | 80  | 10..2011 |
| 8. 134 | Sam Clemons (Sr)     | 88  | 10..2001 |

|         |                  |    |          |
|---------|------------------|----|----------|
| 9. 130  | Russ Michna (Jr) | 81 | 13..2002 |
| 10. 102 | Mark Bloom (Jr)  | 57 | 11..1983 |

### TOUCHDOWNS

|        | G                    | Year     |
|--------|----------------------|----------|
| 1. 27  | Aaron Stecker (Jr)   | 13..1997 |
| 2. 21  | Herb Donaldson (Sr)  | 11..2008 |
| 3. 20  | Travis Glasford (So) | 13..2003 |
| 4. 18  | Herb Donaldson (So)  | 11..2006 |
| 5. 17  | Charles Tharp (Sr)   | 12..2000 |
| 6. 14  | Aaron Stecker (Sr)   | 12..1998 |
| 14     | Brian Knuckles (Sr)  | 10..1996 |
| 8. 12  | Travis Glasford (Jr) | 11..2005 |
| 12     | Charles Tharp (Jr)   | 11..1999 |
| 10. 11 | Travis Glasford (Jr) | 10..2004 |

### TOUCHDOWNS by a QB

|       | G               | Year     |
|-------|-----------------|----------|
| 1. 7  | Matt Barr       | 13..2010 |
| 2. 6  | Steve LaFalce   | 11..2005 |
| 6     | Sam Clemons     | 10..2001 |
| 4. 5  | Donnie Simmons  | 11..1992 |
| 5. 4  | Matt Barr       | 11..2007 |
| 4     | Steve LaFalce   | 11..2006 |
| 4     | Russ Michna     | 13..2003 |
| 4     | Russ Michna     | 13..2002 |
| 9. 3  | Paul Singer     | 12..1988 |
| 10. 2 | Trenton Norvell | 12..2014 |
| 2     | Trenton Norvell | 12..2013 |

### 100-YARD GAMES

|       |                      |      |
|-------|----------------------|------|
| 1. 10 | Charles Tharp (Sr)   | 2000 |
| 10    | Aaron Stecker (Jr)   | 1997 |
| 3. 9  | Herb Donaldson (Sr)  | 2008 |
| 9     | Charles Tharp (Jr)   | 1999 |
| 9     | Aaron Stecker (Sr)   | 1998 |
| 6. 7  | J.C. Baker (Jr)      | 2013 |
| 7     | Herb Donaldson (Jr)  | 2007 |
| 7     | Herb Donaldson (So)  | 2006 |
| 7     | Travis Glasford (So) | 2003 |
| 10. 6 | J.C. Baker (Sr)      | 2014 |
| 6     | Dre Gibbs (Sr)       | 2009 |

### 200-YARD GAMES


|      |                      |      |
|------|----------------------|------|
| 1. 6 | Aaron Stecker (Jr)   | 1997 |
| 2. 4 | Herb Donaldson (Sr)  | 2008 |
| 3. 2 | Herb Donaldson (Jr)  | 2007 |
| 2    | Travis Glasford (Jr) | 2004 |
| 2    | Charles Tharp (Sr)   | 2000 |
| 6. 1 | Herb Donaldson (So)  | 2006 |
| 1    | Travis Glasford (Sr) | 2005 |
| 1    | Travis Glasford (So) | 2003 |
| 1    | Brian Knuckles (Sr)  | 1996 |
| 1    | Larry Garron (Jr)    | 1958 |

### FEWEST GAMES TO 1,000 YARDS

|        |                       |      |
|--------|-----------------------|------|
| 1. 7   | Herb Donaldson (Sr)   | 2008 |
| 7      | Herb Donaldson (Jr)   | 2007 |
| 7      | Aaron Stecker (Jr)    | 1997 |
| 4. 8   | Charles Tharp (Sr)    | 2000 |
| 8      | Aaron Stecker (Sr)    | 1998 |
| 8      | Brian Knuckles (Sr)   | 1996 |
| 7. 9   | Travis Glasford (Jr)  | 2004 |
| 9      | Charles Tharp (Jr)    | 1999 |
| 9      | Kendall McDonald (Sr) | 1994 |
| 10. 10 | J.C. Baker (Sr)       | 2014 |
| 10     | Dre Gibbs (Sr)        | 2009 |
| 10     | Herb Donaldson (So)   | 2006 |
| 10     | Chuck Kero (Sr)       | 1969 |

### FEWEST CARRIES TO 1,000 YARDS

|         |                       |      |
|---------|-----------------------|------|
| 1. 147  | Aaron Stecker (Jr)    | 1997 |
| 2. 164  | Charles Tharp (Sr)    | 2000 |
| 3. 175  | Herb Donaldson (Jr)   | 2007 |
| 4. 176  | Herb Donaldson (So)   | 2006 |
| 5. 178  | J.C. Baker (Jr)       | 2013 |
| 6. 181  | Herb Donaldson (Sr)   | 2008 |
| 7. 186  | Kendall McDonald (Sr) | 1994 |
| 8. 198  | Travis Glasford (Jr)  | 2004 |
| 9. 199  | J.C. Baker (Sr)       | 2014 |
| 10. 203 | Charles Tharp (Jr)    | 1999 |
| 11. 211 | Travis Glasford (Sr)  | 2005 |
| 12. 216 | Brian Knuckles (Sr)   | 1996 |
| 13. 220 | Aaron Stecker (Sr)    | 1998 |
| 14. 222 | Dre Gibbs (Sr)        | 2009 |
| 15. 225 | Kevin Hart (Sr)       | 1991 |
| 225     | Chuck Kero (Sr)       | 1969 |
| 17. 228 | Travis Glasford (So)  | 2003 |
| 18. 240 | Caulton Ray (So)      | 2010 |



Aaron Stecker rushed for a program-record 2,293 yards during his first year with the Leathernecks in 1997. He is the only Western rusher to surpass 2,000 yards in a season, and holds the season mark by more than 500 yards. Stecker, a 2010 Hall of Fame inductee, also rushed for a record 27 touchdowns during that 1997 campaign. He was on the cover of the 1998 Media Guide.



# CAREER RUSHING

## MISCELLANEOUS RECORDS

- Consecutive games with a rushing TD:  
13 - Aaron Stecker (1997-98)
- Consecutive 100-yard rushing games:  
7 - Aaron Stecker (10/11/97 to 11/29/97)
- Consecutive 200-yard rushing games:  
3 - Aaron Stecker (10/25/97 to 11/8/97)
- Most rushing yards in a half:
  1. 282 - Herb Donaldson  
.....(11/4/06, 2nd half vs. Indiana State)#
  2. 229 - Travis Glasford  
.....(9/11/04, 1st half vs. Cheney)
  3. 214 - Aaron Stecker  
.....(11/1/97, 2nd half vs. S. Illinois)
  4. 147 - Herb Donaldson  
.....(9/15/07, 1st half vs. St. Francis)
  5. 146 - Herb Donaldson  
.....(10/4/08, 2nd half at Missouri St.)
- Most rushing yards in a quarter:
  1. 157 - Herb Donaldson  
..(11/4/06, 4th quarter vs. Indiana State)
  2. 142 - Travis Glasford  
.....(9/11/04, 1st quarter vs. Cheney)
  3. 125 - Herb Donaldson  
..(11/4/06, 3rd quarter vs. Indiana State)
  4. 124 - Aaron Stecker  
.....(9/13/97, 4th quarter at Alcorn State)
  5. 115 - Nikko Watson  
(11/12/11, 2nd quarter vs. South Dakota St)
  6. 108 - Herb Donaldson  
.....(9/15/07, 1st quarter vs. St. Francis)
  7. 106 - Herb Donaldson  
.....(9/6/08, 1st quarter vs. Quincy)
  8. 102 - Herb Donaldson  
... (10/27/07, 1st quarter at Illinois State)
- Consecutive 1,000-yard rushing seasons:
  1. 3 by Travis Glasford  
(1,368 - 2003; 1,080 - '04; 1,052 - '05)
  2. 2 by J.C. Baker  
(1,149 - 2013; 1,265 - 2014)
  - 2 by Herb Donaldson  
(1,417 - 2006; 1,491 - 2007)
  - 2 by Charles Tharp  
(1,311 - 1999; 1,555 - 2000)
  - 2 by Aaron Stecker  
(2,293 - 1997; 1,506 - 1998)
- Quarterbacks to rush for 100 yards in a game:
  1. 125 - Matt Barr  
(Sept. 18, 2010 vs. Sam Houston State)
  2. 114 - Matt Barr  
(Aug. 30, 2007 vs. South Dakota State)
  3. 109 - Frisman Jackson  
.....(Oct. 7, 2000 at Southern Illinois)
- Most 100-yard rushers in a season:
  1. 3 - 2010  
(Caulton Ray, Bryce Flowers, Matt Barr)
  - 3 - 2007  
(Herb Donaldson, Alex Douglas, Matt Barr)
  - 3 - 1994  
(Tim Ardis, Greg Scott, Kendall McDonald)

## Career

| <b>ATTEMPTS</b> | Yds                   | G                  | Years |         |         |
|-----------------|-----------------------|--------------------|-------|---------|---------|
| 1. 918          | Travis Glasford (RB)  | 4,189              | 44    | 2002-05 |         |
| 2. 828          | Herb Donaldson (RB)   | 4,746              | 43    | 2005-08 |         |
| 3. 692          | Aaron Stecker (RB)    | 3,799              | 25    | 1997-98 |         |
| 4. 558          | Caulton Ray (RB)      | 2,250              | 32    | 2010-12 |         |
| 5. 534          | Charles Tharp (RB)    | 2,866              | 23    | 1999-00 |         |
| 6. 490          | Kendall McDonald (HB) | 2,363              | 31    | 1992-94 |         |
| 7. 462          | J.C. Baker (RB)       | 2,414              | 24    | 2013-14 |         |
|                 | 462                   | Noria Steward (RB) | 2,421 | 40      | 1962-65 |
| 9. 452          | Brian Knuckles (RB)   | 2,158              | 18    | 1995-96 |         |
| 10. 436         | Mike Cox (RB)         | 2,144              | 45    | 1986-90 |         |

| <b>YARDS</b> | Att                   | G   | Years |         |
|--------------|-----------------------|-----|-------|---------|
| 1. 4,746     | Herb Donaldson (RB)   | 828 | 43    | 2005-08 |
| 2. 4,189     | Travis Glasford (RB)  | 918 | 44    | 2002-05 |
| 3. 3,799     | Aaron Stecker (RB)    | 692 | 25    | 1997-98 |
| 4. 2,866     | Charles Tharp (RB)    | 534 | 23    | 1999-00 |
| 5. 2,421     | Noria Steward (RB)    | 462 | 40    | 1962-65 |
| 6. 2,414     | J.C. Baker (RB)       | 462 | 24    | 2013-14 |
| 7. 2,363     | Kendall McDonald (HB) | 490 | 31    | 1992-94 |
| 8. 2,250     | Caulton Ray (RB)      | 558 | 32    | 2010-12 |
| 9. 2,158     | Brian Knuckles (RB)   | 452 | 18    | 1995-96 |
| 10. 2,144    | Mike Cox (RB)         | 436 | 45    | 1986-90 |

| <b>YARDS PER CARRY</b> | Yds             | Att   | Years |         |
|------------------------|-----------------|-------|-------|---------|
| 1. 5.73                | Herb Donaldson  | 4,746 | 828   | 2005-08 |
| 2. 5.491               | Dace Richardson | 1,598 | 291   | 1977-80 |
| 3. 5.490               | Aaron Stecker   | 3,799 | 692   | 1997-98 |

| <b>YARDS PER GAME</b> | Yds            | G     | Years |         |
|-----------------------|----------------|-------|-------|---------|
| 1. 151.96             | Aaron Stecker  | 3,799 | 25    | 1997-98 |
| 2. 124.61             | Charles Tharp  | 2,866 | 23    | 1999-00 |
| 3. 119.89             | Brian Knuckles | 2,158 | 18    | 1995-96 |

| <b>TOUCHDOWNS</b> | G               | Years            |         |         |
|-------------------|-----------------|------------------|---------|---------|
| 1. 50             | Herb Donaldson  | 32               | 2005-08 |         |
| 2. 48             | Travis Glasford | 44               | 2002-05 |         |
| 3. 41             | Aaron Stecker   | 25               | 1997-98 |         |
| 4. 29             | Charles Tharp   | 23               | 1999-00 |         |
| 5. 27             | Noria Steward   | 40               | 1962-65 |         |
| 6. 21             | Brian Knuckles  | 18               | 1994-95 |         |
|                   | 21              | Kendall McDonald | 31      | 1992-94 |
| 8. 20             | Tim Ardis       | 39               | 1991-94 |         |
| 9. 16             | Caulton Ray     | 32               | 2010-12 |         |
|                   | 16              | Mike Cox         | 45      | 1986-90 |

| <b>TOUCHDOWNS by a QB</b> | G               | Years           |         |         |
|---------------------------|-----------------|-----------------|---------|---------|
| 1. 14                     | Matt Barr       | 38              | 2007-10 |         |
| 2. 12                     | Steve LaFalce   | 46              | 2003-06 |         |
| 3. 8                      | Russ Michna     | 39              | 2000-03 |         |
| 4. 6                      | Sam Clemons     | 20              | 2000-01 |         |
|                           | 6               | Paul Singer     | 44      | 1985-88 |
| 6. 5                      | Donnie Simmons  | 23              | 1991-92 |         |
| 7. 4                      | Trenton Norvell | 24              | 2013-Pr |         |
|                           | 4               | Jeff Hecklinski | 36      | 1995-97 |

## 100-YARD GAMES

|       |                 |                  |         |
|-------|-----------------|------------------|---------|
| 1. 23 | Herb Donaldson  | 2005-08          |         |
| 2. 19 | Charles Tharp   | 1999-2000        |         |
|       | 19              | Aaron Stecker    | 1997-98 |
| 4. 17 | Travis Glasford | 2002-05          |         |
| 5. 13 | J.C. Baker      | 2013-14          |         |
| 6. 8  | Dre Gibbs       | 2007-09          |         |
|       | 8               | Kendall McDonald | 1992-94 |
| 8. 7  | Caulton Ray     | 2010-12          |         |
|       | 7               | Brian Knuckles   | 1995-96 |

## 200-YARD GAMES

|      |                 |                |         |
|------|-----------------|----------------|---------|
| 1. 7 | Herb Donaldson  | 2005-08        |         |
| 2. 6 | Aaron Stecker   | 1997-98        |         |
| 3. 4 | Travis Glasford | 2002-05        |         |
| 4. 2 | Charles Tharp   | 1999-2000      |         |
| 5. 1 | Larry Garron    | 1957-59        |         |
|      | 1               | Brian Knuckles | 1995-96 |



Herb Donaldson set the Western Illinois and then MVFC all-time rushing record when he tallied 4,746 yards in his 43-game career with the Leathernecks. Donaldson also holds the WIU career record with 50 rushing touchdowns.

# SINGLE-GAME PASSING



## PASSING LEADERS

| Year | Name                   | Att-Cmp-Int | Pct  | Yds  | YPG   | TD |
|------|------------------------|-------------|------|------|-------|----|
| 1981 | Tom Pence (So)         | 234-102-22  | .440 | 1293 | 117.5 | 9  |
| 1982 | Brad Blakey (Fr)       | 130-63-10   | .485 | 762  | 127.0 | 1  |
| 1983 | Mark Bloom (Jr)        | 303-142-9   | .469 | 1618 | 147.1 | 9  |
| 1984 | Mark Bloom (Sr)        | 195-115-7   | .589 | 1396 | 126.9 | 4  |
| 1985 | Paul Singer (Fr)       | 208-115-7   | .553 | 1601 | 160.1 | 9  |
| 1986 | Paul Singer (So)       | 181-91-11   | .503 | 1102 | 100.2 | 10 |
| 1987 | Paul Singer (Jr)       | 418-239-14  | .572 | 2508 | 228.0 | 22 |
| 1988 | Paul Singer (Sr)       | 424-233-17  | .550 | 3046 | 253.8 | 21 |
| 1989 | Gene Benhart (Sr)      | 193- 95- 8  | .492 | 1297 | 117.9 | 7  |
| 1990 | Willie Davis (Fr)      | 214-104-8   | .486 | 1179 | 107.2 | 6  |
| 1991 | Donny Simmons (Jr)     | 149-84-8    | .564 | 1033 | 86.1  | 8  |
| 1992 | Donny Simmons (Sr)     | 281-182-11  | .648 | 2496 | 226.9 | 25 |
| 1993 | Rob St. Sauver (Jr)    | 302-139-15  | .460 | 1764 | 160.4 | 5  |
| 1994 | Rob St. Sauver (Sr)    | 298-173- 9  | .581 | 2361 | 214.6 | 21 |
| 1995 | Jeff Hecklinski (So)   | 281-162-13  | .577 | 2149 | 195.4 | 10 |
| 1996 | Jeff Hecklinski (Jr)   | 221-140-11  | .633 | 1724 | 143.7 | 5  |
| 1997 | Jeff Hecklinski (Sr)   | 298-184-8   | .617 | 2107 | 162.1 | 11 |
| 1998 | Mark Zanders (Jr)      | 272-141-9   | .518 | 1748 | 124.9 | 13 |
| 1999 | Mark Zanders (Sr)      | 260-143-8   | .550 | 2115 | 192.3 | 15 |
| 2000 | Sam Clemons (Jr)       | 139-83-7    | .597 | 1288 | 128.8 | 10 |
| 2001 | Sam Clemons (Sr)       | 302-170-11  | .563 | 2615 | 261.5 | 19 |
| 2002 | Russ Michna (Jr)       | 330-189-5   | .573 | 3037 | 233.6 | 23 |
| 2003 | Russ Michna (Sr)       | 371-211-14  | .569 | 3160 | 243.1 | 21 |
| 2004 | Steve LaFalce (So)     | 238-126-11  | .529 | 1767 | 160.6 | 12 |
| 2005 | Steve LaFalce (Jr)     | 298-201-8   | .674 | 2586 | 235.1 | 19 |
| 2006 | Steve LaFalce (Sr)     | 279-176-9   | .631 | 2121 | 192.8 | 11 |
| 2007 | Matt Barr (R-Fr)       | 207-115-6   | .556 | 1305 | 118.6 | 4  |
| 2008 | Matt Barr (So)         | 195-99-5    | .508 | 1347 | 134.7 | 9  |
| 2009 | Matt Barr (Jr)         | 104-59-3    | .567 | 914  | 228.5 | 5  |
|      | Wil Lunt (R-Fr)        | 196-104-12  | .531 | 994  | 110.4 | 4  |
| 2010 | Matt Barr (Sr)         | 393-229-10  | .583 | 3410 | 262.3 | 27 |
| 2011 | Josh Hudson (Jr)       | 207-119-11  | .575 | 1528 | 152.8 | 12 |
| 2012 | Wil Lunt (Sr)          | 101-45-4    | .446 | 465  | 66.4  | 2  |
| 2013 | Trenton Norvell (R-Fr) | 384-195-16  | .508 | 2140 | 178.3 | 16 |
| 2014 | Trenton Norvell (So)   | 373-219-11  | .587 | 2891 | 240.9 | 24 |



Trenton Norvell

## Game

| YARDS   | Opponent  |
|---------|---|
| 1. 472  | Sam Clemons (Sr) ..... Indiana State 11/17/01             |
| 2. 452  | Matt Barr (Sr) ..... Illinois State 10/30/10              |
| 3. 437  | Matt Barr (Jr) ..... at Sam Houston State 9/3/09          |
| 4. 407  | Paul Singer (Sr) ..... Western Kentucky 11/26/88          |
| 5. 402  | Matt Barr (Sr) ..... Missouri State 10/23/10              |
| 6. 401  | Donny Simmons (Sr) ..... Indiana State 10/24/92           |
| 7. 395  | Sam Clemons (Sr) ..... Southern Utah 10/6/01              |
| 8. 382  | Russ Michna (Jr) ..... at Northern Illinois 9/21/02       |
| 9. 375  | Russ Michna (Sr) ..... at Montana 10/29/03                |
|         | 375 Russ Michna (Sr) ..... Southern Illinois 10/18/03     |
|         | 375 Paul Singer (Sr) ..... at Indiana State 9/24/88       |
| 12. 365 | Sam Clemons (Sr) ..... Missouri State 10/27/01            |
| 13. 363 | Steve LaFalce (Jr) ..... at Youngstown St. 10/15/05       |
|         | 363 Rob St. Sauver (Jr) ..... at Central Florida 10/16/93 |
|         | 363 Paul Singer (Fr) ..... UNI 10/5/85                    |
| 16. 355 | Steve LaFalce (Jr) ..... UNI 10/1/05                      |
| 17. 353 | Steve LaFalce (So) ..... Illinois State 10/16/04          |
| 18. 352 | Steve LaFalce (Jr) ..... Southern Illinois 10/8/05        |
| 19. 351 | Matt Barr (Sr) ..... at South Dakota State 10/9/10        |
| 20. 345 | Paul Singer (Jr) ..... at Sam Houston St. 11/4/87         |

## COMPLETIONS

|       |  |
|-------|--|
| 1. 32 | Paul Singer (Jr) ..... Missouri State 10/26/87   |
| 32    | Paul Singer (Sr) ..... Western Kentucky 11/26/88 |

## CONSECUTIVE COMPLETIONS

|       |   |
|-------|---|
| 1. 17 | Sam Clemons ..... at Indiana State 11/17/01 |
| 2. 14 | Donny Simmons ..... Missouri Western 9/5/92 |

## CONSECUTIVE COMPLETIONS TO START GAME

|       |   |
|-------|---|
| 1. 10 | Steve LaFalce ..... Northern Colorado 9/8/05      |
| 2. 8  | Josh Hudson ..... Jacksonville 9/10/11            |
| 3. 7  | Jeff Hecklinski ..... Indiana State 10/5/96       |
|       | 7 Sam Clemons ..... at Indiana State 11/17/01     |
|       | 7 Rob St. Sauver ..... Buffalo 11/12/94           |
|       | 7 Gene Benhart ..... at Northern Illinois 9/30/89 |
|       | 7 Paul Bowens ..... Youngstown State 10/2/76      |
| 8. 6  | Sam Clemons ..... Missouri State 10/27/01         |
|       | 6 Jeff Hecklinski ..... at Alcorn State 9/13/97   |
|       | 6 Donny Simmons ..... Indiana State 10/24/92      |
|       | 6 Paul Singer ..... at Northern Illinois 11/5/88  |
|       | 6 Paul Singer ..... at Eastern Illinois 10/26/85  |
|       | 6 Steve Mikez ..... at Eastern Illinois 11/17/73  |

## ATTEMPTS

|       |  |
|-------|--|
| 1. 60 | Paul Singer (Sr) ..... Western Kentucky 11/26/88 |
|-------|--|

## PERCENTAGE

|         |   |
|---------|---|
| 1. .880 | Matt Barr (Sr) 22-25 ..... Illinois State 10/30/10  |
| 2. .879 | Donny Simmons (Sr) 29-33 ..... Indiana St. 10/24/92 |

## TOUCHDOWNS

|      |   |
|------|---|
| 1. 6 | Matt Barr (Sr) ..... Illinois State 10/30/10          |
| 2. 5 | Trenton Norvell (So) ..... at South Dakota 11/8/14    |
|      | 5 Russ Michna (Sr) ..... Tennessee-Martin 9/20/03     |
|      | 5 Russ Michna (Jr) ..... at Southern Illinois 10/5/02 |
|      | 5 Sam Clemons (Sr) ..... Illinois State 11/17/01      |
|      | 5 Donny Simmons (Sr) ..... Morgan State 11/7/92       |
|      | 5 Paul Singer (Jr) ..... Indiana State 9/19/87        |

## INTERCEPTIONS

|      |  |
|------|--|
| 1. 6 | Paul Singer (Sr) ..... Western Kentucky 11/26/88 |
|------|--|

## LONGEST COMPLETION

|        |   |
|--------|---|
| 1. 98* | Steve LaFalce ..... at Illinois State 10/29/05      |
| 2. 96* | Rick Fahnestock ..... at UNI 10/25/86               |
| 3. 92* | Josh Hudson ..... at Sam Houston State 9/1/11       |
|        | 92* Rob St. Sauver ..... Indiana State 10/15/94     |
| 5. 90  | Paul Singer ..... Western Kentucky 11/26/88         |
| 6. 89  | Mark Bloom ..... UNI 10/1/83                        |
| 7. 87* | Matt Barr ..... UNI 11/20/10                        |
| 8. 84* | Jeff Hecklinski ..... Cal Poly-SLO 10/26/96         |
| 9. 83  | Matt Barr ..... at Coastal Carolina 11/27/10        |
|        | 83* Steve LaFalce ..... Illinois State 10/16/04     |
|        | 83* Mark Zanders ..... at Georgia Southern 12/12/98 |
|        | 83* Donny Simmons ..... Morgan State 11/7/92        |

\*Scoring play. Long plays include school records and stats since 1981.



# SEASON/CAREER PASSING

## Season

| YARDS     | Cmp                  | Att     | G  | Year |
|-----------|----------------------|---------|----|------|
| 1. 3,410  | Matt Barr (Sr)       | 229-393 | 13 | 2010 |
| 2. 3,160  | Russ Michna (Sr)     | 211-371 | 13 | 2003 |
| 3. 3,046  | Paul Singer (Sr)     | 233-424 | 12 | 1988 |
| 4. 3,037  | Russ Michna (Jr)     | 189-330 | 13 | 2002 |
| 5. 2,891  | Trenton Norvell (So) | 219-373 | 12 | 2014 |
| 6. 2,615  | Sam Clemons (Sr)     | 170-302 | 10 | 2001 |
| 7. 2,586  | Steve LaFalce (Jr)   | 201-298 | 11 | 2005 |
| 8. 2,508  | Paul Singer (Jr)     | 239-418 | 11 | 1987 |
| 9. 2,496  | Donny Simmons (Sr)   | 182-281 | 11 | 1992 |
| 10. 2,361 | Rob St. Sauver (Sr)  | 173-298 | 11 | 1994 |

| YARDS PER ATT. | Yds                 | Att         | Year |
|----------------|---------------------|-------------|------|
| 1. 9.3         | Sam Clemons (Jr)    | 1,288 / 139 | 2000 |
| 2. 9.2         | Russ Michna (Jr)    | 3,037 / 330 | 2002 |
| 3. 8.9         | Donny Simmons (Sr)  | 2,496 / 281 | 1992 |
| 4. 8.8         | Matt Barr (Jr)      | 914 / 104   | 2009 |
| 5. 8.7         | Matt Barr (Sr)      | 3,410 / 393 | 2010 |
| 8.7            | Steve LaFalce (Jr)  | 2,586 / 298 | 2005 |
| 8.7            | Sam Clemons (Sr)    | 2,615 / 302 | 2001 |
| 8. 8.5         | Russ Michna (Sr)    | 3,160 / 371 | 2003 |
| 9. 8.1         | Mark Zanders (Sr)   | 2,115 / 260 | 1999 |
| 10. 7.9        | Rob St. Sauver (Sr) | 2,361 / 298 | 1994 |

| YARDS per GAME | Yds                  | G          | Year |
|----------------|----------------------|------------|------|
| 1. 262.3       | Matt Barr (Sr)       | 3,410 / 13 | 2010 |
| 2. 261.5       | Sam Clemons (Sr)     | 2,615 / 10 | 2001 |
| 3. 253.8       | Paul Singer (Sr)     | 3,046 / 12 | 1988 |
| 4. 243.1       | Russ Michna (Sr)     | 3,160 / 13 | 2003 |
| 5. 240.9       | Trenton Norvell (So) | 2,891 / 12 | 2014 |
| 6. 235.1       | Steve LaFalce (Jr)   | 2,586 / 11 | 2005 |
| 7. 233.6       | Russ Michna (Jr)     | 3,037 / 13 | 2002 |
| 8. 228.0       | Paul Singer (Jr)     | 2,508 / 11 | 1987 |
| 9. 226.9       | Donny Simmons (Sr)   | 2,496 / 11 | 1992 |
| 10. 214.6      | Rob St. Sauver (Sr)  | 2,361 / 11 | 1994 |

| COMPLETIONS | Att                    | G   | Year      |
|-------------|------------------------|-----|-----------|
| 1. 239      | Paul Singer (Jr)       | 418 | 11 / 1987 |
| 2. 233      | Paul Singer (Sr)       | 424 | 12 / 1988 |
| 3. 229      | Matt Barr (Sr)         | 393 | 13 / 2010 |
| 4. 219      | Trenton Norvell (So)   | 373 | 12 / 2014 |
| 5. 211      | Russ Michna (Sr)       | 371 | 13 / 2003 |
| 6. 201      | Steve LaFalce (Jr)     | 298 | 11 / 2005 |
| 7. 195      | Trenton Norvell (R-Fr) | 195 | 12 / 2013 |
| 8. 189      | Russ Michna (Jr)       | 330 | 13 / 2002 |
| 9. 184      | Jeff Hecklinski (Sr)   | 298 | 13 / 1997 |
| 10. 182     | Donny Simmons (Sr)     | 281 | 11 / 1992 |

| ATTEMPTS | Comp                   | G   | Year      |
|----------|------------------------|-----|-----------|
| 1. 424   | Paul Singer (Sr)       | 233 | 12 / 1988 |
| 2. 418   | Paul Singer (Jr)       | 239 | 11 / 1987 |
| 3. 393   | Matt Barr (Sr)         | 229 | 13 / 2010 |
| 4. 384   | Trenton Norvell (R-Fr) | 195 | 12 / 2013 |
| 5. 373   | Trenton Norvell (So)   | 219 | 12 / 2014 |
| 6. 371   | Russ Michna (Sr)       | 211 | 13 / 2003 |
| 7. 330   | Russ Michna (Jr)       | 189 | 13 / 2002 |
| 8. 303   | Mark Bloom (Jr)        | 142 | 11 / 1983 |
| 9. 302   | Sam Clemons (Sr)       | 170 | 10 / 2001 |
| 302      | Rob St. Sauver (Jr)    | 139 | 11 / 1993 |

| PERCENTAGE | Cmp                  | Att     | G  | Year |
|------------|----------------------|---------|----|------|
| 1. .674    | Steve LaFalce (Jr)   | 201-298 | 11 | 2005 |
| 2. .648    | Donny Simmons (Sr)   | 182-281 | 11 | 1992 |
| 3. .633    | Jeff Hecklinski (Jr) | 140-221 | 12 | 1996 |
| 4. .631    | Steve LaFalce (Sr)   | 176-279 | 11 | 2006 |

|          |                      |         |    |      |
|----------|----------------------|---------|----|------|
| 5. .617  | Jeff Hecklinski (Sr) | 184-298 | 13 | 1997 |
| 6. .597  | Sam Clemons (Jr)     | 83-139  | 10 | 2000 |
| 7. .587  | Trenton Norvell (So) | 219-373 | 12 | 2014 |
| 8. .583  | Matt Barr (Sr)       | 229-393 | 13 | 2010 |
| 9. .575  | Josh Hudson (Jr)     | 119-207 | 10 | 2011 |
| 10. .573 | Russ Michna (Jr)     | 189-330 | 13 | 2002 |

## PASS EFFICIENCY RATING

|           |                      |      |
|-----------|----------------------|------|
| 1. 160.9  | Donny Simmons (Sr)   | 1992 |
| 2. 156.0  | Steve LaFalce (Jr)   | 2005 |
| 3. 154.5  | Russ Michna (Jr)     | 2002 |
| 4. 151.2  | Sam Clemons (Jr)     | 2000 |
| 5. 148.7  | Matt Barr (Sr)       | 2010 |
| 6. 141.8  | Rob St. Sauver (Sr)  | 1994 |
| 7. 139.6  | Russ Michna (Sr)     | 2003 |
| 8. 139.2  | Trenton Norvell (So) | 2014 |
| 9. 136.2  | Mark Zanders (Sr)    | 1999 |
| 10. 133.5 | Steve LaFalce (Sr)   | 2006 |

## TOUCHDOWNS

| TOUCHDOWNS | G                    | Year      |
|------------|----------------------|-----------|
| 1. 27      | Matt Barr (Sr)       | 13 / 2010 |
| 2. 25      | Donny Simmons (Sr)   | 11 / 1992 |
| 3. 24      | Trenton Norvell (So) | 12 / 2014 |
| 4. 23      | Russ Michna (Jr)     | 13 / 2002 |
| 5. 22      | Paul Singer (Jr)     | 11 / 1987 |
| 6. 21      | Russ Michna (Sr)     | 13 / 2003 |
| 21         | Rob St. Sauver (Sr)  | 11 / 1994 |
| 21         | Paul Singer (Sr)     | 12 / 1988 |
| 9. 20      | Bob Majka (So)       | 1969      |
| 10. 19     | Steve LaFalce (Jr)   | 11 / 2005 |
| 19         | Sam Clemons (Sr)     | 10 / 2001 |

## Career

| YARDS     | Cmp             | Att      | G  | Years   |
|-----------|-----------------|----------|----|---------|
| 1. 8,257  | Paul Singer     | 678-1231 | 44 | 1985-88 |
| 2. 6,976  | Matt Barr       | 502-899  | 38 | 2007-10 |
| 3. 6,512  | Steve LaFalce   | 506-821  | 46 | 2003-06 |
| 4. 6,434  | Russ Michna     | 418-733  | 39 | 2000-03 |
| 5. 5,980  | Jeff Hecklinski | 486-800  | 36 | 1995-97 |
| 6. 5,031  | Trenton Norvell | 414-757  | 24 | 2013-Pr |
| 7. 4,698  | Bob Majka       | 316-655  | 29 | 1969-71 |
| 8. 4,125  | Rob St. Sauver  | 312-600  | 22 | 1993-94 |
| 9. 3,903  | Sam Clemons     | 253-441  | 20 | 2000-01 |
| 10. 3,863 | Mark Zanders    | 284-532  | 25 | 1997-99 |

| YARDS per ATT. | Yds             | Att         | Years   |
|----------------|-----------------|-------------|---------|
| 1. 8.9         | Sam Clemons     | 3,903 / 441 | 2000-01 |
| 2. 8.8         | Russ Michna     | 6,434 / 733 | 2000-03 |
| 3. 8.6         | Donny Simmons   | 3,709 / 430 | 1991-92 |
| 4. 8.1         | Frisman Jackson | 959 / 119   | 2000-01 |
| 5. 7.9         | Steve LaFalce   | 6,512 / 821 | 2003-06 |
| 6. 7.8         | Matt Barr       | 6,976 / 899 | 2007-10 |
| 7. 7.6         | Steve Mikez     | 3,860 / 509 | 1971-73 |
| 8. 7.5         | Jeff Hecklinski | 5,980 / 800 | 1995-97 |
| 9. 7.3         | Mark Zanders    | 3,863 / 532 | 1998-99 |
| 10. 7.2        | Bob Majka       | 4,698 / 655 | 1969-71 |

| YARDS per GAME | Yards           | G          | Years   |
|----------------|-----------------|------------|---------|
| 1. 209.6       | Trenton Norvell | 5,031 / 24 | 2013-Pr |
| 2. 195.2       | Sam Clemons     | 3,903 / 20 | 2000-01 |
| 3. 187.7       | Paul Singer     | 8,257 / 44 | 1985-88 |
| 4. 187.5       | Rob St. Sauver  | 4,125 / 22 | 1993-94 |
| 5. 183.6       | Matt Barr       | 6,976 / 38 | 2007-10 |
| 6. 166.1       | Jeff Hecklinski | 5,980 / 36 | 1995-97 |
| 7. 165.0       | Russ Michna     | 6,434 / 39 | 2000-03 |
| 8. 162.0       | Bob Majka       | 4,698 / 29 | 1969-71 |

|           |               |            |         |
|-----------|---------------|------------|---------|
| 9. 161.3  | Donny Simmons | 3,709 / 23 | 1991-92 |
| 10. 160.8 | Steve Mikez   | 3,860 / 24 | 1971-73 |
| 11. 154.5 | Mark Zanders  | 3,863 / 25 | 1998-99 |

## COMPLETIONS

| COMPLETIONS | Att             | G     | Years        |
|-------------|-----------------|-------|--------------|
| 1. 678      | Paul Singer     | 1,231 | 44 / 1985-88 |
| 2. 506      | Steve LaFalce   | 821   | 46 / 2003-06 |
| 3. 502      | Matt Barr       | 899   | 38 / 2007-10 |
| 4. 486      | Jeff Hecklinski | 800   | 36 / 1995-97 |
| 5. 418      | Russ Michna     | 733   | 39 / 2000-03 |
| 6. 414      | Trenton Norvell | 757   | 24 / 2013-Pr |
| 7. 316      | Bob Majka       | 655   | 29 / 1969-71 |
| 8. 312      | Rob St. Sauver  | 600   | 22 / 1993-94 |
| 9. 284      | Mark Zanders    | 532   | 25 / 1998-99 |
| 10. 266     | Donny Simmons   | 430   | 23 / 1991-92 |

## ATTEMPTS

| ATTEMPTS | Cmp             | G   | Years        |
|----------|-----------------|-----|--------------|
| 1. 1,231 | Paul Singer     | 678 | 44 / 1985-88 |
| 2. 899   | Matt Barr       | 502 | 38 / 2007-10 |
| 3. 821   | Steve LaFalce   | 506 | 46 / 2003-06 |
| 4. 800   | Jeff Hecklinski | 486 | 36 / 1995-97 |
| 5. 757   | Trenton Norvell | 414 | 24 / 2013-Pr |
| 6. 733   | Russ Michna     | 418 | 39 / 2000-03 |
| 7. 655   | Bob Majka       | 316 | 29 / 1969-71 |
| 8. 600   | Rob St. Sauver  | 312 | 22 / 1993-94 |
| 9. 532   | Mark Zanders    | 284 | 25 / 1998-99 |
| 10. 509  | Steve Mikez     | 252 | 24 / 1971-73 |

## PERCENTAGE

| PERCENTAGE | Cmp             | Att      | G  | Years   |
|------------|-----------------|----------|----|---------|
| 1. .619    | Donny Simmons   | 266-430  | 23 | 1991-92 |
| 2. .616    | Steve LaFalce   | 506-821  | 46 | 2003-06 |
| 3. .608    | Jeff Hecklinski | 486-800  | 36 | 1995-97 |
| 4. .574    | Sam Clemons     | 253-441  | 20 | 2000-01 |
| 5. .570    | Russ Michna     | 418-733  | 39 | 2000-03 |
| 6. .558    | Matt Barr       | 502-899  | 38 | 2007-10 |
| 7. .551    | Paul Singer     | 678-1231 | 44 | 1985-88 |
| 8. .547    | Trenton Norvell | 414-757  | 24 | 2013-Pr |
| 9. .534    | Mark Zanders    | 284-532  | 25 | 1998-99 |
| 10. .520   | Rob. St. Sauver | 312-600  | 22 | 1993-94 |

## TOUCHDOWNS

| TOUCHDOWNS | G               | Years        |
|------------|-----------------|--------------|
| 1. 62      | Paul Singer     | 44 / 1985-88 |
| 2. 45      | Matt Barr       | 38 / 2007-10 |
| 3. 44      | Russ Michna     | 39 / 2000-03 |
| 4. 42      | Steve LaFalce   | 46 / 2003-06 |
| 5. 41      | Bob Majka       | 1969-71      |
| 6. 40      | Trenton Norvell | 24 / 2013-Pr |
| 7. 33      | Donny Simmons   | 23 / 1991-92 |
| 8. 32      | Steve Mikez     | 1971-73      |
| 9. 29      | Sam Clemons     | 20 / 2000-01 |
| 10. 28     | Mark Zanders    | 25 / 1998-99 |

## Misc. Passing Records

### More TD Passes than Incomplete Passes

Matt Barr vs. Illinois State 10/30/10  
6 TD passes/3 Incomplete passes (22-of-25)

### Consecutive games with a TD pass:

16 - Sam Clemons (2000-01)

### Most passing touchdowns in a half:

5 - Russ Michna  
(9/20/03, 1st half vs. Tennessee-Martin)

### Most passing yards in a quarter:

284 - Sam Clemons  
(2nd qtr., 11/17/01 at Indiana State)#

#Football Championship Subdivision record

# SINGLE-GAME RECEIVING



## RECEPTIONS LEADERS

|                                 | Rec | Yds  | TD |
|---------------------------------|-----|------|----|
| 1981 Frank Angelucci (Jr, TE)   | 33  | 383  | 6  |
| 1982 Jerome Stelly (Sr, WR)     | 31  | 525  | 3  |
| 1983 Mark Searcy (Jr, TE)       | 38  | 398  | 4  |
| 1984 Ken Huddleston (Jr, WR)    | 41  | 656  | 6  |
| 1985 Ken Huddleston (Sr, WR)    | 34  | 538  | 2  |
| 1986 Albert Brown (Sr, WR)      | 39  | 595  | 5  |
| 1987 Brett Grimshaw (Jr, FB)    | 48  | 440  | 3  |
| 1988 Steve Williams (Jr, WR)    | 53  | 872  | 8  |
| 1989 Steve Williams (Sr, WR)    | 56  | 730  | 4  |
| 1990 Bret Velde (Sr, WR)        | 36  | 592  | 6  |
| 1991 Lance Earl (Sr, WR)        | 29  | 406  | 4  |
| 1992 Steve Decker (Sr, WR)      | 58  | 764  | 9  |
| 1993 Gunnard Twyner (So, WR)    | 42  | 560  | 1  |
| 1994 Gunnard Twyner (Jr, WR)    | 48  | 852  | 9  |
| 1995 Gunnard Twyner (Sr, WR)    | 54  | 831  | 4  |
| 1996 Jon Moffett (Sr, WR)       | 49  | 685  | 2  |
| 1997 Jamaine Blalock (Sr, WR)   | 42  | 587  | 3  |
| 1998 Kevin Walsh (Sr, WR)       | 32  | 499  | 4  |
| 1999 Bobby Starks (Jr, WR)      | 30  | 565  | 4  |
| 2000 Bobby Starks (Sr, WR)      | 38  | 616  | 3  |
| 2001 Frisman Jackson (Sr, WR)   | 55  | 1041 | 7  |
| 2002 Stacy Coleman (Sr, WR)     | 70  | 1103 | 10 |
| 2003 Terrence Hall (Sr, WR)     | 46  | 701  | 4  |
| 2004 Travis Glasford (Jr, RB)   | 46  | 464  | 3  |
| 2005 Reggie Gray (Sr, WR)       | 60  | 713  | 5  |
| 2006 Marco Thomas (Sr, WR)      | 58  | 734  | 4  |
| 2007 Carl Sims (Jr, WR)         | 45  | 546  | 2  |
| 2008 Carl Sims (Sr, WR)         | 29  | 351  | 2  |
| 2009 Lito Senatus (Jr, WR)      | 65  | 819  | 5  |
| 2010 Lito Senatus (Sr, WR)      | 65  | 1145 | 14 |
| 2011 Terriun Crump (Sr, WR)     | 61  | 944  | 6  |
| 2012 Charles Chestnut (Sr, WR)  | 39  | 413  | 0  |
| 2013 Joey Borsellino (Fr, WR)   | 41  | 465  | 3  |
| 2014 Lance Lenoir, Jr. (So, WR) | 75  | 1030 | 7  |



Lance Lenoir, Jr.

## Game RECEPTIONS

- 14 Frisman Jackson (Sr) Indiana State 11/17/01
- 14 Derek Swanson (So)..... Western Kentucky 11/26/88
- 13 Demeris Johnson (Sr) Indiana State 10/24/92
- 12 Lance Lenoir, Jr. (So).. Illinois State 10/18/14

## TOUCHDOWNS

- 4 Gunnard Twyner..... Buffalo 11/12/94

## YARDS (Rec)

- 286 Frisman Jackson (14) Indiana State 11/17/01
- 266 Frisman Jackson (10) Southern Utah 9/29/01
- 235 Lito Senatus (11)..... at Sam Houston State 9/3/09
- 221 Ron Wilson (13) ..... at Eastern Illinois 11/1/69
- 215 Stacy Coleman (9) at Northern Illinois 9/21/02
- 210 Lito Senatus (7)..... Illinois State 10/30/10
- 199 Marvin Williams (5)..... Gustavus Adolphus 11/11/72
- 198 Reggie Gray (9)..... Illinois State 10/16/04
- 197 Chris Sabino (6) ..... Delaware State 9/16/95
- 195 Lance Lenoir, Jr. (12) .. Illinois State 10/18/14

## LONGEST RECEPTION

- 98\* Marco Thomas ..... at Illinois State 10/29/05
- 96\* Albert Brown..... at UNI 10/25/86
- 92\* Terriun Crump .. at Sam Houston State 9/1/11
- 92\* Chris Sabino..... Indiana State 10/15/94
- 90 Swanson/Williams ..... Western Kentucky 11/26/88
- 89\* Ron Wilson..... Central Missouri 10/11/69
- 89 Randy Clary ..... UNI 10/1/83
- 87\* Bryce Flowers ..... UNI 11/20/10
- 84\* Jon Moffitt..... Cal Poly-SLO 10/26/96
- 83 Terriun Crump..... at Coastal Carolina 11/27/10
- 83\* Reggie Gray ..... Illinois State 10/16/04
- 83\* Aaron Stecker at Georgia Southern 12/12/98
- 83\* Demeris Johnson ..... Morgan State 11/7/92

\*Scoring play

## MULTIPLE 100-YARD RECEIVERS IN THE SAME GAME

- 2 vs. Illinois State, 10/30/10  
(210 by Lito Senatus, 122 by Terriun Crump)
- 2 at South Dakota State, 10/9/10  
(183 by Terriun Crump, 125 by Lito Senatus)
- 2 at Sam Houston State, 9/3/09  
(235 by Lito Senatus, 109 by Matt Warner)
- 2 at Youngstown State, 10/15/05  
(134 by Reggie Gray, 118 by Boomer Moore)
- 2 vs. UNI, 10/1/05  
(141 by Travis Glasford, 115 by Reggie Gray)
- 2 vs. Illinois State, 10/16/04  
(198 by Reggie Gray, 101 by James Norris)
- 2 vs. Quincy, 9/25/04  
(129 by James Norris, 107 by Reggie Gray)
- 2 vs. Southern Illinois, 10/18/03  
(147 by James Norris, 141 by Terrence Hall)
- 2 at Southern Illinois, 10/5/02  
(182 by R.J. Luke, 116 by Stacy Coleman)
- 2 vs. Montana, 11/28/98  
(118 by Shadrack Washington, 113 by Kevin Walsh)
- 2 at Northern Illinois, 9/30/89  
(160 by Steve Williams, 107 by Pablo Luis)



Lito Senatus led the team in receiving yards during the 2009 and 2010 season. He finished as a Second Team All-American after catching 65 passes for 1,145 yards and caught a record 14 TDs that season.



# SEASON/CAREER RECEIVING

## RECEIVING YARDS LEADERS

|                                 | Yds  | Avg  | YPG   |
|---------------------------------|------|------|-------|
| 1981 Dwayne Harvey (Jr, WR)     | 576  | 22.2 | 52.4  |
| 1982 Jerome Stelly (Sr, WR)     | 525  | 16.9 | 58.3  |
| 1983 Mark Searcy (Jr, TE)       | 398  | 10.5 | 36.2  |
| 1984 Ken Huddleston (Jr, WR)    | 656  | 16.0 | 59.6  |
| 1985 Ken Huddleston (Sr, WR)    | 538  | 15.8 | 53.8  |
| 1986 Albert Brown (Sr, WR)      | 595  | 15.3 | 54.1  |
| 1987 Don Beebe (Sr, WR)         | 455  | 15.7 | 41.4  |
| 1988 Steve Williams (Jr, WR)    | 872  | 16.5 | 72.7  |
| 1989 Steve Williams (Sr, WR)    | 730  | 13.0 | 66.4  |
| 1990 Bret Velde (Sr, WR)        | 592  | 16.4 | 53.8  |
| 1991 Lance Earl (Sr, WR)        | 406  | 14.0 | 45.1  |
| 1992 Demeris Johnson (Sr, WR)   | 988  | 18.0 | 89.8  |
| 1993 Gunnard Twyner (So, WR)    | 560  | 13.3 | 50.9  |
| 1994 Gunnard Twyner (Jr, WR)    | 852  | 17.8 | 77.5  |
| 1995 Gunnard Twyner (Sr, WR)    | 831  | 15.4 | 75.5  |
| 1996 Jon Moffett (Sr, WR)       | 685  | 14.0 | 62.3  |
| 1997 Jamaine Blalock (Sr, WR)   | 587  | 14.0 | 45.2  |
| 1998 Kevin Walsh (Sr, WR)       | 499  | 15.6 | 38.4  |
| 1999 Bobby Starks (Jr, WR)      | 565  | 18.8 | 51.4  |
| 2000 Bobby Starks (Sr, WR)      | 616  | 16.2 | 51.3  |
| 2001 Frisman Jackson (Sr, WR)   | 1041 | 18.9 | 104.1 |
| 2002 Stacy Coleman (Sr, WR)     | 1103 | 15.8 | 84.8  |
| 2003 Reggie Gray (So, WR)       | 764  | 17.4 | 58.8  |
| 2004 James Norris (Sr, WR)      | 729  | 18.7 | 66.0  |
| 2005 Marco Thomas (Jr, WR)      | 794  | 18.5 | 72.2  |
| 2006 Marco Thomas (Sr, WR)      | 738  | 12.7 | 67.1  |
| 2007 Carl Sims (Jr, WR)         | 545  | 12.1 | 54.6  |
| 2008 Carl Sims (Sr, WR)         | 351  | 12.1 | 50.1  |
| 2009 Lito Senatus (Jr, WR)      | 819  | 12.6 | 74.5  |
| 2010 Lito Senatus (Sr, WR)      | 1145 | 17.6 | 88.1  |
| 2011 Terriun Crump (Sr, WR)     | 944  | 15.5 | 85.8  |
| 2012 Charles Chestnut (Sr, WR)  | 413  | 10.6 | 37.5  |
| 2013 Lance Lenoir, Jr (Fr, WR)  | 489  | 12.5 | 40.8  |
| 2014 Lance Lenoir, Jr. (So, WR) | 1030 | 13.7 | 85.8  |



Lance Lenoir, Jr.

## Season

| RECEPTIONS                   | G  | Year |
|------------------------------|----|------|
| 1. 75 Lance Lenoir, Jr. (So) | 12 | 2014 |
| 2. 70 Stacy Coleman (Sr)     | 13 | 2002 |
| 3. 65 Lito Senatus (Sr)      | 13 | 2010 |
| 65 Lito Senatus (Jr)         | 11 | 2009 |
| 5. 61 Terriun Crump (Sr)     | 11 | 2011 |
| 6. 60 Ron Wilson (Sr)        | 10 | 1969 |
| 60 Reggie Gray (Sr)          | 11 | 2005 |
| 8. 58 Steve Decker (Sr)      | 11 | 1992 |
| 58 Marco Thomas (Sr)         | 11 | 2006 |
| 10. 56 Terriun Crump (Jr)    | 13 | 2010 |
| 56 Steve Williams (Sr)       | 11 | 1989 |

| TOUCHDOWNS                  | Rec. | G  | Year |
|-----------------------------|------|----|------|
| 1. 14 Lito Senatus (Sr)     | 65   | 13 | 2010 |
| 2. 12 Demeris Johnson (Sr)  | 55   | 11 | 1992 |
| 12 Ron Wilson (Sr)          | 60   | 10 | 1969 |
| 4. 11 Marvin Williams (Jr)  | 36   | 11 | 1972 |
| 5. 10 Stacy Coleman (Sr)    | 70   | 13 | 2002 |
| 6. 9 Steve Decker (Sr)      | 58   | 11 | 1992 |
| 7. 8 Steve Williams (Jr)    | 53   | 12 | 1988 |
| 8 Reggie Gray (So)          | 44   | 13 | 2003 |
| 9. 7 Lance Lenoir, Jr. (So) | 75   | 12 | 2014 |
| 7 Lance Lenoir, Jr. (Fr)    | 39   | 12 | 2013 |
| 7 Steve Williams (So)       | 21   | 11 | 1987 |
| 7 Frisman Jackson (Sr)      | 55   | 10 | 2001 |

| YARDS                           | Rec. | G  | Year |
|---------------------------------|------|----|------|
| 1. 1,145 Lito Senatus (Sr)      | 65   | 13 | 2010 |
| 2. 1,103 Stacy Coleman (Sr)     | 70   | 13 | 2002 |
| 3. 1,061 Ron Wilson (Sr)        | 60   | 10 | 1969 |
| 4. 1,041 Frisman Jackson (Sr)   | 55   | 10 | 2001 |
| 5. 1,030 Lance Lenoir, Jr. (So) | 75   | 12 | 2014 |
| 6. 988 Demeris Johnson (Sr)     | 55   | 11 | 1992 |
| 7. 944 Terriun Crump (Sr)       | 61   | 11 | 2011 |
| 8. 888 Terriun Crump (Jr)       | 56   | 13 | 2010 |
| 9. 872 Steve Williams (Jr)      | 53   | 12 | 1988 |
| 10. 852 Gunnard Twyner (Jr)     | 48   | 11 | 1994 |

| YARDS per GAME                 | Yds   | G  | Year |
|--------------------------------|-------|----|------|
| 1. 106.1 Ron Wilson (Sr)       | 1,061 | 10 | 1969 |
| 2. 104.1 Frisman Jackson (Sr)  | 1,041 | 10 | 2001 |
| 3. 89.8 Demeris Johnson (Sr)   | 988   | 11 | 1992 |
| 4. 88.1 Lito Senatus (Sr)      | 1,145 | 13 | 2010 |
| 5. 85.8 Lance Lenoir, Jr. (So) | 1,030 | 12 | 2014 |
| 85.8 Terriun Crump (Sr)        | 944   | 11 | 2011 |
| 7. 84.8 Stacy Coleman (Sr)     | 1,103 | 13 | 2002 |
| 8. 79.0 Curt Christenson (Jr)  | 790   | 10 | 1970 |
| 9. 77.5 Gunnard Twyner (Jr)    | 852   | 11 | 1994 |
| 10. 75.5 Gunnard Twyner (Sr)   | 831   | 11 | 1995 |

| YARDS by a RB               | Rec. | G  | Year |
|-----------------------------|------|----|------|
| 1. 464 Travis Glasford (Jr) | 46   | 10 | 2004 |
| 2. 432 Travis Glasford (Sr) | 44   | 11 | 2005 |
| 3. 389 Charles Tharp (Jr)   | 28   | 11 | 1999 |
| 4. 332 Bryce Flowers (Fr)   | 19   | 13 | 2010 |
| 5. 288 Aaron Stecker (Jr)   | 28   | 13 | 1997 |
| 6. 270 Travis Glasford (So) | 26   | 13 | 2003 |
| 7. 242 Aaron Stecker (Sr)   | 14   | 14 | 1998 |
| 8. 239 Alex Douglas (Jr)    | 20   | 9  | 2006 |
| 9. 198 J.C. Baker (Sr)      | 25   | 12 | 2014 |
| 10. 183 J.C. Baker (Jr)     | 32   | 12 | 2013 |

| YARDS per REC                | Yds | Rec. | Year |
|------------------------------|-----|------|------|
| 1. 35.3 Jammarrl O'Neal (So) | 529 | 15   | 2000 |
| 2. 32.8 Chris Sabino (Jr)    | 394 | 12   | 1994 |
| 3. 30.4 Matt Warner (Jr)     | 274 | 9    | 2008 |
| 4. 24.9 Reggie Gray (Fr)     | 298 | 16   | 2002 |
| 5. 23.1 Walter Mitchell (Sr) | 301 | 13   | 2000 |
| 6. 22.5 J.R. Niklos (So)     | 473 | 21   | 1999 |
| 7. 21.1 Terry Tharps (Sr)    | 316 | 15   | 2001 |
| 8. 20.8 Marvin Williams (Jr) | 752 | 36   | 1972 |
| 9. 20.7 Don Lashmet (Jr)     | 662 | 32   | 1955 |
| 10. 20.5 Ashlee Frazier (Jr) | 225 | 11   | 1999 |

## 100-YARD GAMES

|                             |      |
|-----------------------------|------|
| 1. 5 Lance Lenoir, Jr. (So) | 2014 |
| 5 Terriun Crump (Sr)        | 2011 |
| 5 Lito Senatus (Sr)         | 2010 |
| 5 Stacy Coleman (Sr)        | 2002 |
| 5. 4 Marco Thomas (Jr)      | 2005 |
| 4 James Norris (Sr)         | 2004 |
| 4 Frisman Jackson (Sr)      | 2001 |
| 4 Ron Wilson (Sr)           | 1969 |
| 9. 3 Terriun Crump (Jr)     | 2010 |
| 3 Reggie Gray (So)          | 2003 |
| 3 Curt Christenson (Jr)     | 1970 |

## 200-YARD GAMES

|                           |      |
|---------------------------|------|
| 1. 2 Frisman Jackson (Sr) | 2001 |
| 2. 1 Lito Senatus (Sr)    | 2010 |
| 1 Lito Senatus (Jr)       | 2009 |
| 1 Stacy Coleman (Sr)      | 2002 |
| 1 Ron Wilson (Sr)         | 1969 |

## Career

| RECEPTIONS               | G  | Years   |
|--------------------------|----|---------|
| 1. 153 Reggie Gray       | 48 | 2002-05 |
| 2. 149 Lito Senatus      | 34 | 2008-10 |
| 3. 144 Gunnard Twyner    | 33 | 1993-95 |
| 4. 136 Carl Sims         | 36 | 2005-08 |
| 5. 135 Terriun Crump     | 35 | 2009-11 |
| 6. 130 Steve Williams    | 45 | 1986-89 |
| 7. 114 Lance Lenoir, Jr. | 24 | 2013-Pr |
| 8. 109 Marco Thomas      | 43 | 2003-06 |
| 9. 104 Brett Grimshaw    | 44 | 1985-88 |
| 10. 92 Ron Wilson        | 20 | 1968-69 |

| REC. by a RB          | G  | Years   |
|-----------------------|----|---------|
| 1. 104 Brett Grimshaw | 44 | 1985-88 |

| YARDS (1,000 yds)          | Rec. | G  | Years   |
|----------------------------|------|----|---------|
| 1. 2,426 Reggie Gray       | 153  | 48 | 2002-05 |
| 2. 2,269 Lito Senatus      | 149  | 34 | 2008-10 |
| 3. 2,243 Gunnard Twyner    | 144  | 33 | 1993-95 |
| 4. 2,067 Terriun Crump     | 135  | 35 | 2009-11 |
| 5. 1,891 Steve Williams    | 130  | 45 | 1986-89 |
| 6. 1,724 Carl Sims         | 136  | 36 | 2005-08 |
| 7. 1,661 Marco Thomas      | 109  | 43 | 2003-06 |
| 8. 1,584 Ron Wilson        | 92   | 20 | 1968-69 |
| 9. 1,519 Lance Lenoir, Jr. | 114  | 24 | 2013-Pr |
| 10. 1,477 Demeris Johnson  | 82   | 23 | 1991-92 |
| 11. 1,429 Tom Kevin        | 87   | 32 | 1971-73 |
| 12. 1,385 Curt Christenson | 81   | 23 | 1969-71 |
| 13. 1,361 Marvin Williams  | 77   | 21 | 1972-73 |
| 14. 1,358 James Norris     |      |    | 2003-04 |
| 15. 1,354 Scott Levenhagen | 71   | 20 | 1975-76 |
| 16. 1,330 Jerry Holloway   | 75   |    | 1975-78 |
| 17. 1,298 Frisman Jackson  | 65   | 22 | 2000-01 |
| 18. 1,277 Travis Glasford  |      |    | 2002-05 |
| 19. 1,235 J.R. Niklos      | 80   | 32 | 1999-01 |
| 20. 1,194 Ken Huddleston   | 75   |    | 1984-85 |
| 21. 1,181 Bobby Starks     |      |    | 1999-00 |
| 22. 1,174 Ray Pearson      | 60   |    | 1952-54 |
| 23. 1,161 Chris Sabino     |      |    | 1994-95 |
| 24. 1,118 Hi-C Scott       | 77   | 24 | 2013-14 |
| 25. 1,101 Mike Maher       | 81   | 31 | 1978-80 |
| 26. 1,018 Don Lashmet      | 52   |    | 1953-56 |
| 27. 1,014 Joey Borsellino  | 82   | 24 | 2013-Pr |

# SEASON/CAREER RECEIVING



## MISCELLANEOUS RECEIVING RECORDS

• Most (different) 100-yard receivers in the same season:

5 in 2005 (Reggie Gray, Marco Thomas, Carl Sims, Boomer Moore, Travis Glasford)

3 in 2013 (Joey Borsellino, Hi-C Scott, Lance Lenoir, Jr.)

3 in 2009 (Lito Senatus, Matt Warner, Justin Rideau)

3 in 2002 (Stacy Coleman, Reggie Gray, R.J. Luke)

3 in 2003 (Reggie Gray, Terrence Hall, James Norris)

• Consecutive games with a reception:

33 - Gunnard Twyner (1993-95)

29 - Reggie Gray (2003-05)

25 - Terriun Crump (2009-11)

25 - Lito Senatus (2009-10)

25 - Steve Williams (1987-89)

24 - Hi-C Scott (2013-14)

19 - Travis Glasford (2003-2005)

• Consecutive games with a TD catch:

7 - Lito Senatus (2010)

6 - Marvin Williams (1972)

• Consecutive games with 100 yards receiving:

7 players had back-to-back 100-yard games...

Terriun Crump, 2011 (2 games/3 games)

Lito Senatus, 2010 (5 consecutive)

James Norris, 2004

Reggie Gray, 2003

Stacy Coleman, 2002 (twice)

Frisman Jackson, 2001

Bobby Starks, 1999

Steve Williams, 1989

Curt Christenson, 1970

Ron Wilson, 1969 (twice)



Joey Borsellino

Lance Lenoir, Jr.



Hi-C Scott

| YARDS per GAME |      |                   |                    |
|----------------|------|-------------------|--------------------|
|                | Yds  | G                 | Years              |
| 1.             | 79.2 | Ron Wilson        | 1,584 20...1968-69 |
| 2.             | 68.0 | Gunnard Twyner    | 2,243 33...1993-95 |
| 3.             | 67.7 | Scott Levenhagen  | 1,354 20...1975-76 |
| 4.             | 66.7 | Lito Senatus      | 2,269 34...2008-10 |
| 5.             | 64.8 | Marvin Williams   | 1,361 21...1972-73 |
| 6.             | 64.7 | James Norris      | 1,358 21...2003-04 |
| 7.             | 64.2 | Demeris Johnson   | 1,477 23...1991-92 |
| 8.             | 63.3 | Lance Lenoir, Jr. | 1,519 24...2013-Pr |
| 9.             | 59.1 | Terriun Crump     | 2,067 35...2009-11 |
| 10.            | 59.0 | Frisman Jackson   | 1,298 22...2000-01 |
| 11.            | 56.9 | Ken Huddleston    | 1,194 21...1984-85 |

| YARDS per REC |      |                  |                     |
|---------------|------|------------------|---------------------|
|               | Yds  | Rec              | Years               |
| 1.            | 20.0 | Frisman Jackson  | 1,298 65...2000-01  |
| 2.            | 18.4 | James Norris     | 1,358 74...2003-04  |
| 3.            | 17.8 | Marvin Williams  | 1,371 77...1972-73  |
| 4.            | 17.7 | Jerry Holloway   | 1,330 75...1975-78  |
| 5.            | 17.2 | Curt Christenson | 1,392 81...1969-71  |
| 6.            | 16.9 | Demeris Johnson  | 1,383 82...1991-92  |
| 7.            | 16.4 | Tom Kevin        | 1,429 87...1971-73  |
| 8.            | 15.9 | Reggie Gray      | 2,426 153...2002-05 |
| 9.            | 15.6 | Gunnard Twyner   | 2,243 144...1993-95 |
| 10.           | 15.4 | J.R. Niklos      | 1,235 80...1999-01  |

| 100-YARD GAMES |   |                   |         |
|----------------|---|-------------------|---------|
|                |   |                   |         |
| 1.             | 8 | Terriun Crump     | 2009-11 |
|                | 8 | Reggie Gray       | 2002-05 |
| 3.             | 7 | Ron Wilson        | 1968-69 |
| 4.             | 6 | Lance Lenoir, Jr. | 2013-Pr |
|                | 6 | Lito Senatus      | 2008-10 |
|                | 6 | Marco Thomas      | 2003-06 |
|                | 6 | James Norris      | 2003-04 |
| 8.             | 5 | Stacy Coleman     | 2001-02 |
|                | 5 | Curt Christenson  | 1969-71 |
| 10.            | 4 | Frisman Jackson   | 2000-01 |

| 200-YARD GAMES |   |                 |         |
|----------------|---|-----------------|---------|
|                |   |                 |         |
| 1.             | 2 | Lito Senatus    | 2008-10 |
| 2.             | 2 | Frisman Jackson | 2000-01 |
| 3.             | 1 | Stacy Coleman   | 2001-02 |
|                | 1 | Ron Wilson      | 1968-69 |

| TOUCHDOWNS |     |                   |                  |
|------------|-----|-------------------|------------------|
|            | Rec | G                 | Years            |
| 1.         | 21  | Lito Senatus      | 149 34...2008-10 |
| 2.         | 19  | Steve Williams    | 130 45...1986-89 |
| 3.         | 17  | Demeris Johnson   | 82 23...1991-92  |
| 4.         | 16  | Reggie Gray       | 153 48...2002-05 |
| 5.         | 15  | Marvin Williams   | 77 21...1972-73  |
| 6.         | 14  | Lance Lenoir, Jr. | 114 24...2013-Pr |
|            | 14  | Gunnard Twyner    | 144 33...1993-95 |
| 8.         | 13  | Rusty Jones       | 43 23...1969-71  |
| 9.         | 12  | Curt Christenson  | 81 23...1969-71  |
| 12         |     | Ron Wilson        | 92 20...1968-69  |

## Season - Tight Ends

| RECEPTIONS |    |                       |      |
|------------|----|-----------------------|------|
|            |    |                       | Year |
| 1.         | 44 | J.R. Niklos (Sr)      | 2001 |
| 2.         | 40 | R.J. Luke (Sr)        | 2002 |
| 3.         | 39 | Scott Levenhagen (Sr) | 1976 |
| 4.         | 38 | Mark Searcy (Jr)      | 1983 |
| 5.         | 37 | Mark Searcy (Jr)      | 1984 |
| 6.         | 35 | Mike Maher (Jr)       | 1979 |
| 7.         | 33 | Frank Angelucci (Jr)  | 1981 |
| 8.         | 32 | Scott Levenhagen (Jr) | 1975 |
| 9.         | 30 | Mike Maher (Sr)       | 1980 |
| 10.        | 24 | Frank Angelucci (Sr)  | 1982 |

| TOUCHDOWNS |     |                      |         |
|------------|-----|----------------------|---------|
|            | Rec |                      | Year    |
| 1.         | 6   | R.J. Luke (Sr)       | 40 2002 |
|            | 6   | Frank Angelucci (Jr) | 33 1981 |
|            | 6   | Mike Maher (Sr)      | 30 1980 |
|            | 6   | Rusty Jones (Jr)     | 14 1970 |

|    |   |                       |         |
|----|---|-----------------------|---------|
| 5. | 5 | Scott Levenhagen (Sr) | 39 1976 |
| 5  | 5 | Scott Levenhagen (Jr) | 32 1975 |
| 5  | 5 | Rusty Jones (So)      | 15 1969 |
| 8. | 4 | J.R. Niklos (So)      | 21 1999 |
| 4  | 4 | Mike Maher (Jr)       | 35 1979 |
| 4  | 4 | Mark Searcy (Jr)      | 38 1983 |
| 4  | 4 | Boomer Moore (Fr)     | 20 2003 |

| YARDS |       |                       |         |
|-------|-------|-----------------------|---------|
|       | Yards | Rec                   | Year    |
| 1.    | 725   | R.J. Luke (Sr)        | 40 2002 |
| 2.    | 718   | Scott Levenhagen (Sr) | 39 1976 |
| 3.    | 636   | Scott Levenhagen (Jr) | 32 1975 |
| 4.    | 589   | J.R. Niklos (Sr)      | 44 2001 |
| 5.    | 473   | J.R. Niklos (So)      | 21 1999 |
| 6.    | 450   | Mike Maher (Jr)       | 35 1979 |
| 7.    | 449   | Mike Maher (Sr)       | 30 1980 |
| 8.    | 440   | Mark Searcy (Sr)      | 37 1984 |
| 9.    | 398   | Mark Searcy (Jr)      | 38 1983 |
| 10.   | 383   | Frank Angelucci (Jr)  | 33 1981 |

| YARDS per REC |      |                        |             |
|---------------|------|------------------------|-------------|
|               | Yds  | Rec                    | Year        |
| 1.            | 30.4 | Matt Warner (Jr)       | 274 9 2008  |
| 2.            | 22.5 | J.R. Niklos (So.)      | 473 21 1999 |
| 3.            | 21.9 | Rusty Jones (So.)      | 329 15 1969 |
| 4.            | 20.7 | Rusty Jones (Jr.)      | 290 14 1970 |
| 5.            | 19.9 | Scott Levenhagen (Jr.) | 636 32 1975 |
| 6.            | 18.4 | Scott Levenhagen (Sr.) | 718 39 1976 |
| 7.            | 18.1 | R.J. Luke (Sr.)        | 725 40 2002 |
| 8.            | 16.9 | Matt Warner (Sr.)      | 253 15 2009 |
| 9.            | 16.4 | Drew Helt (Sr.)        | 262 16 2010 |
| 10.           | 15.7 | Matt Warner (So.)      | 235 15 2007 |

## Career - Tight Ends

| RECEPTIONS |    |                  |              |
|------------|----|------------------|--------------|
|            |    |                  | Years        |
| 1.         | 81 | Mike Maher       | 23 1983-86   |
| 2.         | 80 | J.R. Niklos      | 32 1999-2001 |
| 3.         | 79 | Mark Searcy      | 1982-84      |
| 4.         | 71 | Scott Levenhagen | 20 1975-76   |
| 5.         | 61 | Boomer Moore     | 45 2003-06   |
| 6.         | 57 | Frank Angelucci  | 1980-82      |
| 7.         | 43 | Rusty Jones      | 31 1969-71   |
| 8.         | 40 | R.J. Luke        | 13 2002      |
| 9.         | 39 | Matt Warner      | 44 2006-09   |
| 10.        | 35 | Joe Maher        | 1983-85      |

| TOUCHDOWNS |     |                  |               |
|------------|-----|------------------|---------------|
|            | Rec | G                | Years         |
| 1.         | 13  | Rusty Jones      | 43 23 1969-71 |
| 2.         | 11  | Mike Maher       | 81 31 1978-80 |
| 3.         | 10  | Scott Levenhagen | 71 1975-76    |
| 4.         | 8   | Boomer Moore     | 61 45 2003-06 |
| 8          | 8   | J.R. Niklos      | 80 1999-01    |
| 6.         | 6   | Frank Angelucci  | 57 1980-82    |
| 6          | 6   | R.J. Luke        | 40 13 2002    |
| 8.         | 5   | Matt Warner      | 39 44 2006-09 |
| 5          | 5   | Rich Lavin       | 34 1973-74    |
| 10.        | 4   | Aaron Muhammad   | 16 23 2010-11 |
| 4          | 4   | Drew Helt        | 23 42 2007-10 |
| 4          | 4   | Mark Searcy      | 79 1982-84    |

| YARDS |       |                  |               |
|-------|-------|------------------|---------------|
|       | Yards | Rec              | Years         |
| 1.    | 1,354 | Scott Levenhagen | 71 20 1975-76 |
| 2.    | 1,235 | J.R. Niklos      | 80 32 1999-01 |
| 3.    | 1,101 | Mike Maher       | 81 19 1978-80 |
| 4.    | 867   | Mike Searcy      | 79 1982-84    |
| 5.    | 821   | Rusty Jones      | 43 1969-71    |
| 6.    | 762   | Matt Warner      | 39 44 2006-09 |
| 7.    | 725   | R.J. Luke        | 40 13 2002    |
| 8.    | 693   | Boomer Moore     | 61 45 2003-06 |
| 9.    | 623   | Frank Angelucci  | 57 1980-82    |
| 10.   | 455   | Rich Lavin       | 34 1973-74    |



# ALL-PURPOSE / TOTAL OFFENSE

## ALL-PURPOSE YARDS RECORDS

• Same player rushing and receiving for 100 yards in the same game:

**Travis Glasford (Jr/RB)**

10/9/04 vs. Indiana State

(143 yards rushing, 111 yards receiving)

• Same player with a passing and receiving touchdown in the same game:

**Frisman Jackson (Sr/WR/QB)**

9/2/00 at Missouri

(55 yard TD catch, 13-yd TD pass)

• Same player with a rushing, passing and receiving TD in the same game:

**Brian Knuckles (Jr/RB)**

8/31/95 vs. Iowa Wesleyan

(68 yd TD catch, 5 yd TD rush, 28 yd TD pass)

• Same player with kickoff and punt return for a TD in the same game:

**Todd Speight (Jr/WR)**

9/19/09 vs. Stephen F. Austin

(88 yard punt return, 93 yard kickoff return)



Brian Knuckles



Travis Glasford

## Game

### ALL-PURPOSE YARDS

- 373 Aaron Stecker (Jr) .. Southern Illinois 11/1/97
- 368 Travis Glasford (Jr)...at Missouri St 11/30/04
- 344 Herb Donaldson (So).. Indiana State 11/4/06
- 314 Herb Donaldson (Jr).....Missouri St 10/13/07
- 312 Todd Speight (Jr) . Stephen F. Austin 9/19/09
- 301 Frisman Jackson (Sr) Southern Utah 9/29/01
- 293 Herb Donaldson (Sr)...at Missouri St 10/4/08
- 286 Frisman Jackson (Sr) at Indiana St 11/10/01

### TOTAL OFFENSE YARDS

- 492 Matt Barr (Sr)..... Illinois State 10/30/10
- 483 Sam Clemons (Sr) at Indiana State 11/17/01

## Season

### ALL-PURPOSE . Rush.. Rec.. Ret. G... Year

- 2,581 Aaron Stecker.....2,293 .288 .. 0..... 13. 1997
- 1,860 Herb Donaldson..1,784 .76 .... 0..... 11. 2008
- 1,748 Aaron Stecker ....1,506 .242 .. 0..... 12. 1998
- 1,723 Charles Tharp.....1,311..389 .. 23... 11. 1999
- 1,695 James Norris .....-3 .....729 .. 969. 11. 1999
- 1,631 Charles Tharp.....1,555 .70 .... 6..... 12. 2000
- 1,638 Travis Glasford ...1,368 .270 .. 0..... 13. 2003
- 1,620 Reggie Gray .....144 ....764 .. 712. 13. 2003
- 1,590 Steve Decker .....27 .....764 .. 799. 11. 1992
- 1,544 Travis Glasford ...1,080 .464 .. 0..... 10. 2004

### TOTAL OFFENSE ..Rush . Pass...G...Year

- 3,859 Matt Barr (Sr)..... 449..... 3410...13. 2010
- 3,327 Russ Michna (Sr).... 167.... 3,160...13. 2003
- 3,167 Russ Michna (Jr) .... 130.... 3,037...13. 2002
- 3,035 Trenton Norvell (So) 144.... 2891 ...12. 2014
- 2,860 Paul Singer (Sr)..... -186 .. 3,046..11. 1988
- 2,749 Sam Clemons (Sr).. 134.... 2,615..10. 2001
- 2,660 Steve LaFalce (Jr) .. 74..... 2,586 ..11. 2005
- 2,549 Donny Simmons (Sr) 53..... 2,496 ..11. 1992
- 2,318 Paul Singer (Jr)..... -190 .. 2,508..11. 1987
- 2,293 Aaron Stecker (Jr) .. 2,293. 0.....13. 1997

### TOTAL OFFENSE p/g..... G..... Year

- 296.8 Matt Barr (Sr) ..... 13..... 2010
- 274.9 Sam Clemons (Sr) ..... 10..... 2001
- 260.0 Paul Singer (Sr) ..... 11..... 1988
- 255.9 Russ Michna (Sr) ..... 13..... 2003
- 252.9 Trenton Norvell (So)..... 12..... 2014
- 243.6 Russ Michna (Jr)..... 13..... 2002
- 241.8 Steve LaFalce (Jr)..... 13..... 2005
- 231.7 Donny Simmons (Sr)..... 11..... 1992
- 210.7 Paul Singer (Jr)..... 11..... 1987
- 202.9 Rob St. Sauver (Sr)..... 11..... 1994

## Career

### ALL-PURPOSE Rush... Rec... Ret...G.....Years

- 5,466 Travis Glasford....4,189 .. 1,277.0.....44 ..2002-05
- 5,042 Herb Donaldson ..4,746 .. 225..... 71 ..... 43 ..2005-08
- 4,519 Reggie Gray .....220 ..... 2,432, 1,867. 48 ..2002-05
- 4,316 Aaron Stecker .....3,799 .. 530..... 0..... 25 ..1997-98
- 3,354 Charles Tharp .....2,866 .. 459..... 0..... 23 ..1999-00
- 3,173 Kendall McDonald2,363 .. 18..... 392 ..... 33 ..1992-94
- 3,148 Mike Cox .....2,177 .. 810..... 161 ..... 48 ..1986-90
- 3,095 Noria Steward .....2,421 .. 606..... 68 ..... 40 ..1962-65
- 2,795 J.C. Baker .....2414 ..... 381..... 0..... 24 ..2013-14
- 2,643 James Norris .....-2..... 1,358, 1,287. 21 ..2003-04

### TOTAL OFFENSE ... Rush..Pass...G..... Years

- 7,882 Matt Barr (QB)..... 1004..6878...37 2007-10
- 7,816 Paul Singer (QB) .....-441 ..8,257..44 1985-88
- 6,713 Russ Michna (QB).....279 ...6,434..39 2000-03
- 6,683 Steve LaFalce (QB) ... 171 ....6,683..46 2003-06
- 5,728 Jeff Hecklinski (QB) ...-252 ..5,980..35 1995-97
- 5,214 Trenton Norvell (QB) . 183 ...5,031..24 .2013-Pr
- 4,746 Herb Donaldson (RB) 4746 ..0.....43 2005-08
- 4,562 Bob Majka (QB).....-136 ..4,698..29 1969-71
- 4,193 Travis Glasford (RB) ..4189 ..4.....44 2002-05
- 4,051 Steve Mikez (QB) ..... 191 ....3,860..24 1971-73

### TOTAL OFFENSE p/g Yds.... G..... Years

- 217.2 Trenton Norvell (QB).... 5,214 . 24. .2013-pr
- 213.0 Matt Barr (QB).....7,882 . 37. 2007-10
- 199.6 Sam Clemons (QB)..... 3,991 . 20. 2000-01
- 181.0 Rob St. Sauver (QB).... 3,981 . 21. 1993-94
- 177.8 Paul Singer (QB)..... 7,816 . 44. 1985-88
- 172.1 Russ Michna (QB)..... 6,711 . 39. 2000-03
- 169.7 Donny Simmons (QB) .. 3,765 . 21. 1991-92
- 163.7 Jeff Hecklinski (QB)..... 5,728 . 35. 1995-97
- 152.0 Aaron Stecker (RB)..... 3,799 . 25. 1997-98
- 150.6 Mark Zanders (QB) ..... 3,668 . 25. 1998-99

# SCORING LEADERS



## SCORING LEADERS

| Year | Name                     | TD | PAT | FG | Pts | PPG  |
|------|--------------------------|----|-----|----|-----|------|
| 1981 | Frank Angelucci (Jr/TE)  | 6  | 0   | 0  | 36  | 3.3  |
| 1982 | Jerome Stelly (Sr/WR)    | 5  | 0   | 0  | 30  | 3.3  |
| 1983 | Jeff Murawski (So/PK)    | 0  | 20  | 9  | 47  | 4.3  |
| 1984 | Butch Oliva (Sr/PK)      | 0  | 23  | 11 | 56  | 5.1  |
| 1985 | Jeff McKinney (Sr/RB)    | 7  | 0   | 0  | 42  | 4.2  |
| 1986 | Dave Emond (So/PK)       | 0  | 19  | 7  | 40  | 3.6  |
| 1987 | Layne Bennett (So/PK)    | 0  | 28  | 11 | 61  | 5.5  |
| 1988 | Layne Bennett (Jr/PK)    | 0  | 37  | 7  | 58  | 4.8  |
| 1989 | Layne Bennett (Sr/PK)    | 0  | 23  | 8  | 47  | 4.3  |
| 1990 | Bernard Holloway (Sr/TB) | 6  | 0   | 0  | 36  | 3.3  |
| 1991 | Demeris Johnson (So/WR)  | 7  | 0   | 0  | 42  | 3.5  |
| 1991 | Kevin Hart (Sr/FB)       | 7  | 0   | 0  | 42  | 3.5  |
| 1992 | Demeris Johnson (Sr/WR)  | 12 | 0   | 0  | 72  | 6.5  |
| 1993 | Tim Ardis (Jr/FB)        | 9  | 0   | 0  | 54  | 4.9  |
| 1994 | Kendall McDonald (Sr/RB) | 10 | 2   | 0  | 64  | 5.8  |
| 1995 | Brian Knuckles (Jr/RB)   | 8  | 0   | 0  | 48  | 4.4  |
| 1996 | Brian Knuckles (Sr/RB)   | 14 | 0   | 0  | 84  | 7.0  |
| 1997 | Aaron Stecker (Jr/RB)    | 28 | 0   | 0  | 168 | 12.9 |
| 1998 | Aaron Stecker (Sr/RB)    | 17 | 0   | 0  | 102 | 8.5  |
| 1999 | Charles Tharp (Jr/RB)    | 14 | 1   | 0  | 86  | 7.8  |
| 2000 | Charles Tharp (Sr/RB)    | 18 | 1   | 0  | 110 | 9.2  |
| 2001 | Justin Langan (Fr/PK)    | 0  | 29  | 7  | 50  | 5.0  |
| 2002 | Justin Langan (So/PK)    | 0  | 56  | 20 | 116 | 8.9  |
| 2003 | Travis Glasford (So/RB)  | 21 | 0   | 0  | 126 | 9.7  |
| 2004 | Travis Glasford (Jr/RB)  | 14 | 0   | 0  | 84  | 8.4  |
| 2005 | Travis Glasford (Sr/RB)  | 14 | 1   | 0  | 86  | 7.8  |
| 2006 | Herb Donaldson (So/RB)   | 18 | 0   | 0  | 108 | 9.8  |
| 2007 | Taylor Rowan (Jr/PK)     | 0  | 28  | 19 | 85  | 7.7  |
| 2008 | Herb Donaldson (Sr/RB)   | 22 | 0   | 0  | 132 | 12.0 |
| 2009 | Dre Gibbs (Sr/RB)        | 6  | 0   | 0  | 36  | 3.3  |
| 2010 | Lito Senatus (Sr/WR)     | 15 | 0   | 0  | 90  | 6.9  |
| 2011 | Terriun Crump (Sr/WR)    | 6  | 0   | 0  | 36  | 3.3  |
| 2012 | Pat Smith (Jr/PK)        | 0  | 11  | 10 | 41  | 3.7  |
| 2013 | Lance Lenoir, Jr (Fr/WR) | 7  | 0   | 0  | 42  | 3.5  |
| 2014 | Nathan Knuffman (So/PK)  | 0  | 36  | 11 | 69  | 5.8  |

• Consecutive games scoring a touchdown:  
17 by Aaron Stecker (RB), 1997-98

• Consecutive games scoring:  
47 by Justin Langan (PK), 2001-04  
44 by Keith Jones (PK), 1994-97



Lance Lenoir, Jr.

## Game

### POINTS

- 36 Herb Donaldson (So) ... Indiana State 11/4/06
- 36 Travis Glasford (Jr)..... Cheney 9/11/04
- 30 Travis Glasford (So).....  
..... at Youngstown State 10/11/03
- 30 Leroy Jackson (Jr).....Illinois State 1960

### TOUCHDOWNS

- 6 Herb Donaldson (So) ... Indiana State 11/4/06
- 6 Travis Glasford (Jr)..... Cheney 9/11/04
- 5 Travis Glasford (So).....  
..... at Youngstown State 10/11/03
- 5 Leroy Jackson (Jr).....Illinois State 1960

### TOUCHDOWNS ACCOUNTED FOR

- 7 Matt Barr (Sr) .....Illinois State 10/30/10  
(6 passing/1 rushing)

## Season

### POINTS

- | Year | Points | TD                   | PAT | FG | G  |    |
|------|--------|----------------------|-----|----|----|----|
| 1997 | 168    | Aaron Stecker (Jr)   | 28  | 0  | 0  | 13 |
| 2008 | 132    | Herb Donaldson (Sr)  | 22  | 0  | 0  | 11 |
| 2003 | 126    | Travis Glasford (So) | 21  | 0  | 0  | 13 |
| 2002 | 116    | Justin Langan (So)   | 0   | 56 | 20 | 13 |
| 2000 | 110    | Charles Tharp (Sr)   | 18  | 1  | 0  | 12 |
| 2006 | 108    | Herb Donaldson (So)  | 18  | 0  | 0  | 11 |
| 1998 | 102    | Aaron Stecker (Sr)   | 17  | 0  | 0  | 12 |
| 1960 | 100    | Leroy Jackson (Jr)   | 16  | 0  | 0  | 8  |
| 2003 | 98     | Justin Langan (Jr)   | 0   | 53 | 15 | 13 |
| 2010 | 90     | Lito Senatus (Sr)    | 15  | 0  | 0  | 13 |

### POINTS per game

- | Year | Pts  | G                    |     |    |
|------|------|----------------------|-----|----|
| 1997 | 12.9 | Aaron Stecker (Jr)   | 168 | 13 |
| 1960 | 12.5 | Leroy Jackson (Jr)   | 100 | 8  |
| 2008 | 12.0 | Herb Donaldson (Sr)  | 132 | 11 |
| 2006 | 9.8  | Herb Donaldson (So)  | 108 | 11 |
| 2003 | 9.7  | Travis Glasford (So) | 126 | 13 |
| 2000 | 9.2  | Charles Tharp (Sr)   | 110 | 12 |
| 2002 | 8.9  | Justin Langan (So)   | 116 | 13 |
| 1998 | 8.5  | Aaron Stecker (Sr)   | 102 | 12 |
| 2004 | 8.4  | Travis Glasford (Jr) | 84  | 10 |
| 2005 | 7.8  | Travis Glasford (Sr) | 86  | 11 |
| 1999 | 7.8  | Charles Tharp (Jr)   | 86  | 11 |

### TOUCHDOWNS

- | Year | Rush | Rec                  |    |    |
|------|------|----------------------|----|----|
| 1997 | 28   | Aaron Stecker (Jr)   | 27 | 1  |
| 2008 | 22   | Herb Donaldson (Sr)  | 21 | 1  |
| 2003 | 21   | Travis Glasford (So) | 20 | 1  |
| 2006 | 18   | Herb Donaldson (So)  | 18 | 0  |
| 2000 | 18   | Charles Tharp (Sr)   | 17 | 1  |
| 1998 | 17   | Aaron Stecker (Sr)   | 14 | 3  |
| 1960 | 16   | Leroy Jackson (Jr)   | 14 | 2  |
| 2010 | 15   | Lito Senatus (Sr)    | 1  | 14 |
| 2005 | 14   | Travis Glasford (Sr) | 12 | 2  |
| 2004 | 14   | Travis Glasford (Jr) | 11 | 3  |
| 1999 | 14   | Charles Tharp (Jr)   | 12 | 2  |

## Career

### POINTS

- | Points | TD                   | PAT | FG  | G  | Years |         |
|--------|----------------------|-----|-----|----|-------|---------|
| 335    | Justin Langan (PK)   | 0   | 175 | 53 | 47    | 2001-04 |
| 332    | Travis Glasford (RB) | 55  | 1   | 0  | 44    | 2002-05 |
| 308    | Herb Donaldson (RB)  | 51  | 1   | 0  | 43    | 2005-08 |
| 283    | Taylor Rowan (PK)    | 0   | 160 | 41 | 44    | 2005-08 |
| 270    | Aaron Stecker (RB)   | .45 | 0   | 0  | 25    | 1997-98 |
| 267    | Keith Jones (PK)     | 0   | 141 | 42 | 43    | 1994-97 |
| 231    | Joe Lopez (PK)       | 0   | 117 | 38 | 37    | 1997-00 |
| 196    | Charles Tharp (RB)   | .32 | 2   | 0  | 23    | 1999-00 |
| 188    | Noria Steward (RB)   | .27 | 13  | 0  | 35    | 1962-65 |
| 186    | Leroy Jackson (RB)   | .30 | 3   | 0  | 33    | 1958-61 |

### POINTS per game

- | Points | Pts                  | G   | Years |         |
|--------|----------------------|-----|-------|---------|
| 10.8   | Aaron Stecker (RB)   | 270 | 25    | 1997-98 |
| 8.5    | Charles Tharp (RB)   | 196 | 23    | 1999-00 |
| 7.5    | Travis Glasford (RB) | 332 | 44    | 2002-05 |
| 7.2    | Herb Donaldson (RB)  | 308 | 43    | 2005-08 |
| 7.1    | Justin Langan (PK)   | 335 | 47    | 2001-04 |
| 6.4    | Taylor Rowan (PK)    | 283 | 44    | 2005-08 |
| 6.2    | Keith Jones (PK)     | 267 | 43    | 1994-97 |
| 6.2    | Joe Lopez (PK)       | 231 | 37    | 1997-00 |
| 5.6    | Leroy Jackson (RB)   | 186 | 33    | 1958-61 |
| 5.7    | Taylor Rowan (PK)    | 125 | 22    | 2005-08 |

### TOUCHDOWNS


- | Points | Rush                 | Rec | Years |         |
|--------|----------------------|-----|-------|---------|
| 55     | Travis Glasford (RB) | 48  | 7     | 2002-05 |
| 51     | Herb Donaldson (RB)  | 50  | 1     | 2005-08 |
| 45     | Aaron Stecker (RB)   | 41  | 4     | 1997-98 |
| 36     | Charles Tharp (RB)   | 29  | 3     | 1999-00 |
| 30     | Leroy Jackson (RB)   | n/a | n/a   | 1958-61 |
| 27     | Noria Steward (RB)   | n/a | n/a   | 1962-65 |



# PUNTING

## MISCELLANEOUS RECORDS

- Most wins in a season  
11 (1997, 1998, 2002)
- Most losses in a season  
10 (2009)
- All-time record  
Total record: 523-457-36 (.532);  
1,016 games in 110 seasons
- Best Turnaround  
8-5 in 2010 from 1-10 in 2009 (+6.0)  
**most wins turnaround in MVFC history**
- Undefeated teams  
Undefeated and untied teams: 1959 (9-0)  
Undefeated but tied teams: 1942 (5-0-2)  
Undefeated Gateway teams:  
1988 (6-0), 1997 (6-0)
- Streaks  
Longest winning streak: 16 (1958-60)  
Div. I streak: 9 (9/3/88 to 10/29/88),  
broken by Northern Illinois  
Gateway streak: 11 (10/11/97 to 11/7/98),  
broken by UNI  
Longest losing streak: 14 (1943-45)  
Div. I streak: 10 (9/12/09 - 9/2/10... final 10  
games of 2009 season)
- Games  
Consecutive games played:  
50 - Jeff Baker (1995-98)  
Consecutive games started:  
50 - Jeff Baker (1995-98)



Jeff Baker

## Game

### PUNTS

1. 13 Michael Shroble (Fr).....at Missouri 9/17/11
2. 12 Peter Muller (Jr) .....at Akron 9/25/71
3. 11 Nathan Knuffman (R-Fr).....at Illinois State 10/5/13
- 11 Pat Smith (Jr).....at Southern Illinois 11/17/12
- 11 Pat Smith (Jr).....Indiana State 10/20/12
- 11 Pat Smith (Jr).....at Iowa State 9/15/12
- 11 Chris Fuchs (Fr).....at Illinois 9/8/07

### PUNTING AVERAGE

1. 61.5 Mike Scifres (Sr) at Southern Utah 11/16/02  
(4 punts, 246 yards)
2. 56.8 Mike Scifres (Sr) at Youngstown State 10/26/02  
(4 punts, 227 yards)
3. 56.3 Mike Scifres (Sr)..... Drake 8/29/02  
(3 punts, 169 yards)
- 56.3 Mike Scifres (Jr) ...Sam Houston State 11/3/01  
(3 punts, 169 yards)
5. 56.0 Jeff Baker (Sr) .....at UNI 11/14/98  
(4 punts, 224 yards)
6. 54.0 Mike Scifres (So) at Youngstown State 9/15/00  
(3 punts, 162 yards)
7. 52.3 Kris Coffee (Jr) ..... at Toledo 9/1/05  
(3 punts, 157 yards)

### LONGEST PUNT

1. 89 Mike Scifres (So) ..at Missouri State 10/14/00
2. 83 Barry Woodruff (Jr) .....  
.....Northern Michigan 11/3/84
3. 75 Mike Scifres (Sr) at Southern Utah 11/16/02
4. 73 Mike Scifres (Sr) at Southern Illinois 10/5/02
- 73 Mike Krause (So) .. Eastern Illinois 10/18/86
6. 72 Mike Scifres (Sr) at Southern Utah 11/16/02
7. 70 Jeff Baker (Sr) .....at UNI 11/14/98
- 70 Jeff Baker (Sr) at Southern Illinois 10/17/98
9. 69 Mike Scifres (So) .Youngstown State 10/21/00
- 69 Jeff Baker (Sr) ..... Florida A&M 12/5/98

## Season

### PUNTS ..... G ..... Year

1. 84 Pat Smith (Jr)..... 11 .....2012
2. 83 Jeff Baker (Sr) ..... 14 .....1998
3. 74 Nathan Knuffman (R-Fr)..... 12 .....2013
4. 73 Mike Krause (Sr)..... 11 .....1989

### PUNTING AVERAGE Yds ..... P ..... G ..... Year

1. 48.0 Mike Scifres (Sr).....2,545 ..53 ...13..2002
2. 44.2 Jeff Baker (So).....3,665 ..83 ...14..1998
3. 43.1 Mike Scifres (So).....2,455 ..57 ...12..2000
- 43.1 John Pecaro (So).....2,370 ..55 ...9...1966
5. 42.5 Mike Krause (So).....2,802 ..66 ...11..1987
6. 42.3 Ross Schulte (Sr) ..... 1,817 ..43 ...11..1994
7. 41.4 Mike Scifres (Jr).....1,737 ..42 ...10..2001
- 41.4 Mike Krause (Sr).....3,022 ..73 ...11..1989
9. 41.3 Barry Woodruff (Sr)....2,022 ..49 ...10..1985
10. 41.2 Peter Muller (Sr) .....2,306 ..56 ...11..1972

## Career

### PUNTS ..... G ..... Years

1. 280 Mike Krause.....45 ...1986-89

### PUNTING YARDS . P .....G..... Years

1. 11,414 Mike Krause.....280 .....55 ..... 1985-89

### PUNTING AVG ..... Yds ..... P ..... G ..... Years

1. 43.5 Mike Scifres.....8,908 ...205 .46. 1999-02
2. 40.4 Ross Schulte.....6,424 ...159 .33. 1992-94
- 40.4 Mike Krause .....11,414..280 .55. 1986-89
4. 40.2 Jeff Baker .....10,451 .260 .50. 1995-98
5. 39.1 Barry Woodruff.....4,188 ...107 .21. 1984-85
- 39.1 Peter Muller.....4,448 ...111 .21. 1971-72
7. 38.9 John Pecaro.....6,582 ...169 .27. 1966-68
- 38.9 Jack Landis .....n/a .....n/a .. n/a 1949-50
9. 38.2 Chris Fuchs .....9,054 ...237 .46. 2007-10
10. 37.2 Steve Justice.....4,162 ...115..30. 1974-76



Mike Scifres owns two of the top four season punting averages in program history. Scifres also holds the career punt average.

# PLACEKICKING



## KICKING LEADERS

| Year | Name                  | PAT    | FG    | Pts |
|------|-----------------------|--------|-------|-----|
| 1981 | Mike Fogle (Fr)       | 13-14  | 0-0   | 13  |
| 1982 | Mike Fogle (So)       | 9-11   | 5-6   | 24  |
| 1983 | Jeff Murawski (So)    | 20-21  | 9-16  | 47  |
| 1984 | Butch Oliva (Sr)      | 23-26  | 11-20 | 56  |
| 1985 | Dave Emond (Fr)       | 25-25  | 4-7   | 37  |
| 1986 | Dave Emond (So)       | 19-23  | 7-9   | 40  |
| 1987 | Layne Bennett (So)    | 28-29  | 11-17 | 61  |
| 1988 | Layne Bennett (Jr)    | 37-42  | 7-12  | 58  |
| 1989 | Layne Bennett (Sr)    | 23-n/a | 8-n/a | 47  |
| 1990 | Matt Seman (Fr)       | 17-20  | 5-11  | 32  |
| 1991 | Matt Seman (So)       | 27-29  | 4-10  | 39  |
| 1992 | Matt Seman (Jr)       | 37-42  | 5-7   | 52  |
| 1993 | Matt Seman (Sr)       | 12-18  | 6-10  | 30  |
| 1994 | Keith Jones (Fr)      | 36-38  | 9-15  | 63  |
| 1995 | Keith Jones (So)      | 28-33  | 5-7   | 43  |
| 1996 | Keith Jones (Jr)      | 29-30  | 15-21 | 74  |
| 1997 | Keith Jones (Sr)      | 48-51  | 13-21 | 87  |
| 1998 | Joe Lopez (So)        | 32-37  | 18-32 | 86  |
| 1999 | Joe Lopez (Jr)        | 41-46  | 12-22 | 77  |
| 2000 | Joe Lopez (Sr)        | 44-46  | 8-19  | 68  |
| 2001 | Justin Langan (Fr)    | 29-30  | 7-13  | 50  |
| 2002 | Justin Langan (So)    | 56-58  | 20-27 | 116 |
| 2003 | Justin Langan (Jr)    | 53-55  | 15-22 | 98  |
| 2004 | Justin Langan (Sr)    | 36-39  | 11-16 | 69  |
| 2005 | Taylor Rowan (Fr)     | 47-47  | 5-9   | 62  |
| 2006 | Taylor Rowan (So)     | 42-42  | 7-13  | 63  |
| 2007 | Taylor Rowan (Jr)     | 28-28  | 19-31 | 85  |
| 2008 | Taylor Rowan (Sr)     | 43-45  | 10-14 | 73  |
| 2009 | Brian Egan (Fr)       | 20-20  | 2-8   | 26  |
| 2010 | Pat Smith (R-Fr)      | 21-21  | 5-7   | 36  |
| 2011 | Pat Smith (So)        | 21-23  | 3-6   | 30  |
| 2012 | Pat Smith (Jr)        | 11-11  | 10-10 | 41  |
| 2013 | Nathan Knuffman (RFr) | 30-34  | 3-8   | 39  |
| 2014 | Nathan Knuffman (So)  | 36-37  | 11-12 | 69  |

## KICKING RECORDS

• Consecutive field goals:

- 12 - Justin Langan  
(Oct. 25, 2003 to Sept. 4, 2004 - 7 games)
- 11 - Pat Smith  
(Oct. 22, 2011 to Nov. 17, 2012 - end of season)
- 10 - Justin Langan  
(Sept. 28 to Oct. 26, 2002)

• Consecutive extra points:

- 129\* - Taylor Rowan (FCS Record)  
(2005 opener to Sept. 6, 2008, - 24 games)
- 72 - Justin Langan  
(Sept. 20, 2003 to Oct. 2, 2004 - 17 games)
- 44 - Joe Lopez (1999-00)
- 38 - Justin Langan (2002)

• Multiple 50-yard field goals in same game:

- 2 - Justin Langan  
(50, 53 yards; Oct. 26, 2002 vs. Youngstown St.)
- 2 - Taylor Rowan  
(50, 55 yards; Sept. 22, 2007 at Stephen F. Austin)

\*FCS record

## Game

### FIELD GOALS

- 5 Justin Langan (Jr) 5-5 .....at Montana 11/29/93
- 5 Taylor Rowan (Jr) 5-7.. South Dakota St. 8/30/07
- 4 Justin Langan (So) 4-4.. Youngstown State 10/26/02
- 4 Justin Langan (So) ... at Missouri State 11/02/02 (4-for-5)
- 4 Taylor Rowan (Jr)... at Stephen F. Austin 9/22/07 (4-for-4)

### 50-YARD FIELD GOALS

- 56 Taylor Rowan (Jr) .....Southern Illinois 11/3/07
- 56 Mike Scifres (Jr).....at UNI 11/18/00
- 55 Taylor Rowan (Jr).at Stephen F. Austin 9/22/07
- 55 Joe Lopez (So) .....at Missouri St. 10/10/98
- 54 Taylor Rowan (Sr) .at North Dakota St 10/11/08
- 53 Taylor Rowan (Jr) .... at Illinois State 10/27/07
- 53 Taylor Rowan (So) .....at UNI 10/28/06
- 53 Taylor Rowan (So).Kentucky Wesleyan 9/16/06
- 53 Justin Langan (Sr) .at Western Kentucky 11/13/04
- 53 Justin Langan (So).Youngstown State 10/26/02
- 52 Taylor Rowan (Jr) ..... Saint Francis 9/15/07
- 52 Keith Jones (Jr) ..... Cal Poly-SLO 10/26/96
- 51 Justin Langan (Jr).....at Indiana State 11/8/03
- 51 Layne Bennett (Sr) ... Delaware State 9/23/89
- 50 Taylor Rowan (Jr) .....at Indiana State 10/6/07
- 50 Taylor Rowan (Jr) at Stephen F. Austin 9/22/07
- 50 Justin Langan (So).Youngstown State 10/26/02
- 50 Joe Lopez (Sr) ..... Nicholls State 9/23/00
- 50 Keith Jones (Sr).....at Indiana State 10/18/97
- 50 Keith Jones (Jr) .....at UNI 11/16/96

### EXTRA POINTS

- 14 Justin Langan (Sr) .....Cheney 9/11/04
- 11 Keith Jones (So).....Iowa Wesleyan 8/31/95
- 10 Keith Jones (Fr) .....Murray State 11/19/94
- 10 Joe Lopez (Sr) .....Morgan State 10/28/00
- 10 Taylor Rowan (Fr) .....Iowa Wesleyan 9/24/05
- 9 Pat Smith (Fr) ..... Illinois State 10/30/10
- 9 Justin Langan (Jr)..... Missouri State 11/15/03
- 9 Taylor Rowan (Fr) .....at Indiana State 11/5/05
- 9 Taylor Rowan (Jr) ..... Saint Francis 9/15/07
- 9 Taylor Rowan (Sr).....Quincy 9/6/08

## Season

### FIELD GOALS ..... G ..... Att... Pct.....Year

- 20 Justin Langan (So) .....13 ..... 27 ..... .741 ...2002
- 19 Taylor Rowan (Jr) .....11 ..... 31 ..... .613 ...2007
- 18 Joe Lopez (So) .....14 ..... 32 ..... .563 ...1998
- 15 Justin Langan (Jr).....13 ..... 22 ..... .682 ...2003
- 15 Keith Jones (Jr) .....12 ..... 21 ..... .714 ...1996
- 13 Keith Jones (Sr).....13 ..... 21 ..... .619 ...1997
- 12 Joe Lopez (Jr).....11 ..... 22 ..... .545 ...1999
- 11 Nathan Knuffman (So) 11 ..... 12 ..... .917 ...2014
- 11 Justin Langan (Sr) .....11 ..... 16 ..... .688 ...2004
- 11 Layne Bennett .....11 ..... 17 ..... .647 ...1987
- 11 Butch Oliva .....11 ..... 20 ..... .550 ...1984

### 50-yd FG..... M-A Pct.....Year

- 6 Taylor Rowan (Jr) .....6-8...750 ...2007
- 2 Keith Jones (Jr) .....2-4...500 ...1996
- Justin Langan (So) .....2-5...400 ...2002
- 2 Taylor Rowan (So) .....2-6...333 ...2006
- 1 Eight players

### EXTRA POINTS ..... G ..... Att... Pct.....Year

- 56 Justin Langan (So) .....13 ..... 58 .....965 ...2002
- 53 Justin Langan (Jr).....13 ..... 55 .....963 ...2003
- 48 Keith Jones (Sr).....13 ..... 51 .....941 ...1997
- 47 Taylor Rowan (Fr) .....11 ..... 47 .....1,000.2005
- 44 Joe Lopez (Sr) .....12 ..... 46 .....956 ...2000
- 43 Taylor Rowan (Sr).....11 ..... 45 .....956 ...2008
- 42 Taylor Rowan (So) .....11 ..... 42 .....1,000.2006
- 41 Joe Lopez (Sr).....11 ..... 46 .....891 ...1999
- 37 Matt Seman (So) .....11 ..... 42 .....881 ...1992
- 37 Layne Bennett (Jr) .....12 ..... 42 .....881 ...1988

## KICK SCORING ..... PAT..FG..G .....Year

- 116 Justin Langan (So) ...56 ...20 ...13 .....2002
- 98 Justin Langan (Jr).....53 ...15 ...13 .....2003
- 87 Keith Jones (Sr).....48 ...13 ...13 .....1997
- 86 Joe Lopez (So).....32 ...18 ...14 .....1998
- 85 Taylor Rowan (Jr) .....28 ...19 ...11 .....2007
- 77 Joe Lopez (Jr).....41 ...12 ...11 .....1999
- 74 Keith Jones (Jr).....29 ...15 ...12 .....1996
- 73 Taylor Rowan (Sr).....43 ...10 ...11 .....2008
- 69 Nathan Knuffman (So).36 ...11 ...12 .....2014
- 69 Justin Langan (Sr) .....36 ...11 ...11 .....2004

## Career

### FIELD GOALS ..... M-A..... Pct..... Years

- 53 Justin Langan .....53-78 ..... .679 ...2001-04
- 42 Keith Jones .....42-66 ..... .636 ...1994-97
- 41 Taylor Rowan .....41-67 ..... .612 ...2005-08
- 38 Joe Lopez .....38-73 ..... .521 ...1997-00
- 26 Layne Bennett .....26-37 ..... .703 ...1987-89
- 20 Matt Seman .....20-38 ..... .526 ...1990-93
- 18 Pat Smith .....18-23 ..... .783 ...2010-12
- 14 Nathan Knuffman.....14-20 ..... .700 ...2013-Pr
- 11 Dave Emond .....11-16 ..... .688 ...1985-86
- 11 Butch Oliva .....11-20 ..... .550 .....1984
- 11 Jeff Murawski .....11-21 ..... .524 ...1982-83
- 11 Tom Dickerson .....11-22 ..... .500 ...1975-76

### 50-yd FG..... M-A..... Pct..... Years

- 9 Taylor Rowan .....9-14 ..... .643 ...2005-08
- 4 Keith Jones .....4-6 ..... .667 ...1994-97
- 3 Justin Langan .....3-6 ..... .500 ...2001-04
- 2 Joe Lopez .....2-9 ..... .222 ...1998-00

### EXTRA POINTS ... M-A..... Pct.....Year

- 174 Justin Langan .....174-182 ..... .956 ...2001-04
- 160 Taylor Rowan .....160-162 ..... .988 ...2005-08
- 141 Keith Jones .....141-152 ..... .928 ...1994-97
- 117 Joe Lopez .....117-129 ..... .907 ...1998-00
- 93 Matt Seman .....93-109 ..... .853 ...1990-93
- 88 Layne Bennett .....n/a ..... n/a .....1987-89
- 84 Gary Birch .....n/a ..... n/a .....1971-73
- 70 Sam Bass .....n/a ..... n/a .....1968-70
- 66 Nathan Knuffman.....66-71 ..... .930 ...2013-Pr
- 53 Pat Smith .....53-55 ..... .964 ...2010-12

## KICK SCORING ..... PAT..FG..G .....Years

- 335 Justin Langan .....175 ...53 ...47 .....2001-04
- 283 Taylor Rowan .....160 ...41 ...44 .....2005-08
- 267 Keith Jones .....141 ...42 ...43 .....1994-97
- 231 Joe Lopez .....117 ...38 ...37 .....1997-00
- 166 Layne Bennett .....88 ...26 ...34 .....1986-89
- 156 Matt Seman .....93 ...20 ...43 .....1990-93
- 108 Nathan Knuffman.....66 ...14 ...24 .....2013-Pr
- 108 Gary Birch .....84 ...8 ...32 .....1971-73
- 107 Pat Smith .....53 ...18 ...28 .....2010-12
- 77 Dave Emond .....11 ..... 44 ...21 .....1985-86



# KICKOFF/PUNT RETURNS

## KICKOFF RETURN LEADERS

|                            | No | Yds  | Avg  | Long | TD  |
|----------------------------|----|------|------|------|-----|
| 1981 Jerome Stelly (Jr)    | 18 | 470  | 26.1 | n/a  | n/a |
| 1982 Jerome Stelly (Sr)    | 24 | 544  | 23.1 | n/a  | n/a |
| 1983 Marcus Ballard (Fr)   | 9  | 186  | 20.7 | 44   | 0   |
| 1984 John McCue (So)       | 13 | 276  | 20.  | 39   | 0   |
| 1985 Craig Taylor (Sr)     | 11 | 105  | 18.6 | 27   | 0   |
| 1986 Albert Brown (Sr)     | 19 | 531  | 27.9 | 89   | 1   |
| 1987 Emrick Wilcox (Jr)    | 12 | 230  | 19.2 | 38   | 0   |
| 1988 Derek Swanson (So)    | 12 | 293  | 24.4 | 60   | 0   |
| 1989 Bernard Holloway (Jr) | 13 | 285  | 15.4 | 69   | 1   |
| 1990 Chuck Fox (Jr)        | 21 | 468  | 22.3 | 38   | 0   |
| 1991 Demeris Johnson (Jr)  | 9  | 145  | 16.1 | 31   | 0   |
| 1992 Steve Decker (Sr)     | 26 | 548  | 21.1 | 36   | 0   |
| 1993 Rory Lee (Jr)         | 16 | 527  | 32.9 | 90   | 2   |
| 1994 Buck Phillips (Jr)    | 23 | 470  | 20.4 | 41   | 0   |
| 1995 Buck Phillips (Sr)    | 22 | 557  | 25.3 | 50   | 0   |
| 1996 Jamaine Blalock (Jr)  | 11 | 275  | 25.0 | 58   | 0   |
| 1997 Jamaine Blalock (Sr)  | 18 | 427  | 23.7 | 47   | 0   |
| 1998 Donnie Caldwell (Sr)  | 20 | 452  | 22.6 | 68   | 0   |
| 1999 J.R. Ford (Sr)        | 16 | 365  | 22.8 | 44   | 0   |
| 2000 Ashlee Frazier (Sr)   | 17 | 346  | 20.4 | 47   | 0   |
| 2001 Terry Tharps (Sr)     | 19 | 493  | 25.9 | 100  | 1   |
| 2002 Reggie Gray (Fr)      | 23 | 492  | 21.4 | 95   | 0   |
| 2003 Reggie Gray (So)      | 28 | 712  | 25.4 | 99   | 1   |
| 2004 James Norris (Sr)     | 31 | 789  | 25.5 | 98   | 1   |
| 2005 Paul Anderson (Fr)    | 24 | 549  | 22.9 | 41   | 0   |
| 2006 Paul Anderson (So)    | 13 | 249  | 19.2 | 44   | 0   |
| 2007 Carl Sims (Jr)        | 25 | 564  | 22.6 | 42   | 0   |
| 2008 Todd Speight (So)     | 17 | 305  | 17.9 | 28   | 0   |
| 2009 Todd Speight (Jr)     | 50 | 1047 | 20.9 | 93   | 1   |
| 2010 Bryce Flowers (RFr)   | 13 | 257  | 19.8 | 34   | 0   |
| 2011 Larry Patterson (RFr) | 42 | 965  | 23.0 | 90   | 1   |
| 2012 Fredson Salomon (Jr)  | 11 | 442  | 17.0 | 39   | 0   |
| 2013 Antoine Ford (Sr)     | 17 | 249  | 14.6 | 27   | 0   |
| 2014 Lance Lenoir, Jr (So) | 21 | 373  | 17.8 | 37   | 0   |



Lance Lenoir, Jr.

## Game

### PUNT RETURNS

1. 6 Mike Cunningham (Jr) . UW-Milwaukee 10/4/69
2. 5 Antoine Ford (Sr)..... at UNI 11/23/13
- 5 Tim Jackson (Jr)..... Indiana State 10/18/08
4. 4 Hi-C Scott (Sr)..... at Northwestern 9/20/14
- 4 Antoine Ford (Jr).....at South Dakota 10/6/12
- 4 Tim Jackson (So)..... Saint Francis 9/15/07
- 4 Tim Jackson (So)..... at Illinois 9/8/07

### PUNT RETURN YARDS

1. 139 Curt Christenson (So) .....
- ..... Northeast Missouri State 9/19/70

### PUNT RETURNS FOR TDs

1. 2 Buck Phillips (Jr) ..... Murray State 11/19/94
- \* NCAA FCS record

### LONGEST PUNT RETURN

1. \*95 James Norris (Jr).at Eastern Michigan 9/4/03
2. \*88 Todd Speight (Jr).. Stephen F. Austin 9/19/09
3. \*86 Jamaine Blalock (Jr).....Alcorn State 9/14/96
- \*86 Ashlee Frazier (Jr).....
- ..... Mississippi Valley State 9/11/99
5. \*85 Tim Jackson (Fr) . at Northern Colorado 9/23/06
6. \*84 Jamaine Blalock (Sr) . Eastern Illinois 8/28/97
7. 75 Steve Decker (Sr)..... Morgan State 11/7/92
8. 71 Jamaine Blalock (Jr).....
- ..... Northwest Oklahoma 8/29/96
9. \*70 Buck Phillips (Jr) ..... Iowa Wesleyan 9/1/94
- \*70 Reggie Gray (So) ...at Missouri State 11/2/02

### KICK RETURNS

1. 8 Larry Patterson (RFr) .....
- ..... at Youngstown State 10/29/11
- 8 Todd Speight (Jr) . at Northern Illinois 9/12/09
- 8 Craig Taylor (Sr)..... UNI 10/5/85

### KICK RETURN YARDS

1. 228 Jerome Stelly (Jr) . at Youngstown State 11/7/81

### KICK RETURN YARDS FOR TDs

1. 196 Jerome Stelly (Jr) . at Youngstown State 11/7/81
- NCAA record
2. 179 Rory Lee (Jr) ..... St. Ambrose 11/13/93

### KICKS RETURNED FOR TDs

1. 2 Jerome Stelly (Jr) . at Youngstown State 11/7/81
- NCAA FCS record
- 2 Rory Lee (Jr) ..... St. Ambrose 11/13/93

### AVERAGE KICK RETURN

1. 49.5 James Norris (Sr)..... Indiana State 10/9/04

### LONGEST KICK RETURN

1. \*100Mike Wilson (Jr) ..... Indiana State 11/16/68
- \*100Terry Tharps (Sr).....
- ..... at Sam Houston State 10/27/01
3. \*99 Dennis Morgan (So). Central Michigan 10/9/71
- \*99 Jerome Stelly (Jr) . at Youngstown State 11/7/81
- \*99 Reggie Gray (So)..... UNI 10/25/03
6. \*98 Ty Kingsby (Sr).. at Central Michigan 9/12/98
- \*98 James Norris (Sr)..... at Nebraska 9/4/04
8. 97 Jerome Stelly (Jr) . at Youngstown State 11/7/81
9. 95 Reggie Gray (Fr) ....at Missouri State 11/2/02
10. \*93 Todd Speight (Jr).. Stephen F. Austin 9/19/09

## RETURNS OF ANY TYPE FOR TDs

1. 3 Buck Phillips (Jr) ..... Murray State 11/19/94
- (2 punt returns, 1 interception return)
2. 2 Rory Lee (Jr) ..... St. Ambrose 11/13/93
- (2 kick returns)

## LONGEST RETURN OF A MISS FG

1. \*89 Pat Bayers (Sr)..... Youngstown State 11/6/82
- NCAA FCS record

## INTERCEPTION RETURN YARDS

1. 118 Jerry Wamsley (Sr) at Indiana State 11/11/67

## LONGEST INT RETURN

1. \*97 Dallas Nichols (Jr)..... Hampton 8/29/13
2. \*95 Don Stewart (Sr) . Youngstown State 9/22/84
3. \*92 K.J. Friday (Sr) .Mississippi Valley State 9/11/99
4. \*90 Emrick Wilcox (Sr)... Eastern Illinois 10/15/88
5. 80 Percy Tompkins (Jr) .....
- ..... at Northeast Missouri State 10/3/81
6. 77 Marty Lomelino (Jr) .at Southern Illinois 11/8/86
7. 76 Sam Elmore (Jr) .. Youngstown State 10/3/98
8. \*71 Will Peterson (Sr)..... at Missouri 9/2/00
9. \*69 Lorenzo Taylor (Sr)... Delaware State 9/23/89
10. \*61 Buck Phillips (Jr) ..... Murray State 11/19/94
- 61 Bryan Cox (So).....
- ..... Northwest Missouri State 10/8/88

## LONGEST FUMBLE RETURN

1. \*90 Cornell Middlebrook (Sr)..... at UNI 11/9/02
2. \*88 Patrick Stoudamire (Sr). Missouri State 10/17/09
3. \*52 Travis Washington (Sr).....
- ..... Western Kentucky 10/4/03
4. \*49 Rodney Harrison (Jr) .Eastern Illinois 10/17/92
5. 47 John McCue (Fr) at Central Missouri 10/8/83
6. 40 Byron Benion (Sr).. at Northern Illinois 9/2/99
7. 29 Travis Washington (Sr)..... at LSU 9/13/03
8. 28 Johnny Lormile (Jr). Youngstown State 11/6/04
9. 25 Pat Ryan (So).... Youngstown State 10/26/02
10. \*22 Wyatt Green (So) .... at Indiana State 11/1/03

\*Scoring play

# KICKOFF/PUNT RETURNS



## PUNT RETURN LEADERS

|                             | No | Yds | Avg  | Long | TD  |
|-----------------------------|----|-----|------|------|-----|
| 1981 Tim Townsend (Jr)      | 26 | 169 | 7.3  | n/a  | n/a |
| 1982 Tim Townsend (Sr)      | 19 | 80  | 3.9  | n/a  | n/a |
| 1983 Bruce Fenza (Jr)       | 15 | 119 | 7.9  | 22   | 0   |
| 1984 Kevin Perkins (Sr)     | 13 | 80  | 6.2  | 23   | 0   |
| 1985 Marcus Ballard (Jr)    | 10 | 27  | 2.7  | 19   | 0   |
| 1986 Marcus Ballard (Sr)    | 13 | 85  | 6.5  | 22   | 0   |
| 1987 Maurice Smith (Sr)     | 19 | 180 | 9.5  | 38   | 0   |
| 1988 Emrick Wilcox (Sr)     | 27 | 109 | 4.0  | 29   | 0   |
| 1989 Steve Williams (Sr)    | 12 | 62  | 21.9 | 43   | 0   |
| 1990 Bret Velde (Sr)        | 12 | 84  | 7.0  | 20   | 0   |
| 1991 Steve Decker (Jr)      | 15 | 203 | 13.5 | 56   | 0   |
| 1992 Steve Decker (Sr)      | 27 | 251 | 9.3  | 75   | 0   |
| 1993 Rory Lee (Jr)          | 16 | 75  | 4.7  | 19   | 0   |
| 1994 Buck Phillips (Jr)     | 24 | 464 | 19.3 | 70   | 3   |
| 1995 Buck Phillips (Sr)     | 20 | 254 | 30.6 | 51   | 0   |
| 1996 Jamaine Blalock (Jr)   | 18 | 201 | 11.2 | 86   | 1   |
| 1997 Jamaine Blalock (Sr)   | 22 | 243 | 11.1 | 84   | 1   |
| 1998 Donnie Caldwell (Sr)   | 40 | 465 | 11.6 | 62   | 1   |
| 1999 Ashlee Frazier (Jr)    | 14 | 200 | 14.3 | 86   | 1   |
| 2000 Ashlee Frazier (Sr)    | 45 | 454 | 10.1 | 56   | 0   |
| 2001 Quentin Brown (Sr)     | 20 | 113 | 5.7  | 16   | 0   |
| 2002 Reggie Gray (Fr)       | 19 | 158 | 8.3  | 70   | 2   |
| 2003 James Norris (Jr)      | 15 | 287 | 19.1 | 95   | 1   |
| 2004 James Norris (Sr)      | 18 | 180 | 10.0 | 42   | 1   |
| 2005 Reggie Gray (Sr)       | 23 | 117 | 5.1  | 34   | 0   |
| 2006 Tim Jackson (So)       | 11 | 135 | 12.3 | 85   | 1   |
| 2007 Tim Jackson (Jr)       | 13 | 104 | 8.0  | 26   | 0   |
| 2008 Tim Jackson (Sr)       | 17 | 140 | 10.0 | 31   | 0   |
| 2009 Todd Speight (Jr)      | 21 | 236 | 11.2 | 88   | 1   |
| 2010 Myers Hendrickson (Jr) | 16 | 149 | 9.3  | 35   | 0   |
| 2011 Myers Hendrickson (Sr) | 15 | 47  | 3.1  | 17   | 0   |
| 2012 Antoine Ford (Jr)      | 19 | 50  | 2.6  | 26   | 0   |
| 2013 Antoine Ford (Sr)      | 27 | 301 | 11.1 | 42   | 0   |
| 2014 Hi-C Scott (Sr)        | 14 | 115 | 8.2  | 27   | 0   |

• Seasons with TD returns by more than one player :

- 1998 - Ty Kingsby (98-yd KR),  
Donnie Caldwell (62-yd PR)
- 2003 - Charles Hayden (75-yd KR),  
Reggie Gray (99-yd KR),  
James Norris (95-yd PR)



Hi-C Scott

## Season

### PUNT RETURNS

1. 45 Ashlee Frazier (Sr) ..... 2000

### PUNT RETURN YARDS

1. 465 Donnie Caldwell (Sr)..... 1998
2. 464 Buck Phillips (Jr)..... 1994
3. 454 Ashlee Frazier (Sr) ..... 2000
4. 301 Antoine Ford (Sr) ..... 2013
5. 287 James Norris (Jr)..... 2003

### AVERAGE PUNT RETURN

1. 19.3 Buck Phillips (Jr)..... 1994
2. 19.1 James Norris (Jr)..... 2003  
..... NCAA FCS statistical champion

### KICK RETURNS

1. 50 Todd Speight (Jr) ..... 2009
2. 42 Larry Patterson (RFr)..... 2011
3. 31 James Norris (Sr) ..... 2004
4. 28 Reggie Gray (So)..... 2003
5. 26 Fredson Salomon (Jr)..... 2012
- 26 Steve Decker (Sr)..... 1992
7. 25 Carl Sims (Jr)..... 2007

### KICK RETURN YARDS

1. 1047 Todd Speight (Jr)..... 2009
2. 965 Larry Patterson (RFr)..... 2011
3. 789 James Norris (Sr) ..... 2004
4. 712 Reggie Gray (So)..... 2003
5. 576 Bob Hardig (Jr) ..... 1974
6. 564 Carl Sims (Jr)..... 2007

### AVERAGE KICK RETURN

1. 32.9 Rory Lee (Jr)..... 1993

### KICKS RETURNED FOR TDs

1. 2 Rory Lee (Jr)..... 1993
- 2 Jerome Stelly (Jr) ..... 1981
- 2 Dennis Morgan (So.) ..... 1971

### RETURNS (any type) FOR TDs

1. 4 Buck Phillips (Jr)..... 1994  
.....(3 punt returns, 1 interception return)
2. 3 Kevin Kintzel (Jr) ..... 2013  
.....(2 interception returns, 1 fumble return)

### INTERCEPTION RETURN YARDS

1. 202 K.J. Friday (Sr) ..... 1999

### INTERCEPTIONS FOR TDs

1. 2 Kevin Kintzel (Jr) ..... 2013
- 2 Martinez Davis (Soph)..... 2012
- 2 Lee Russell (Jr) ..... 2002

## Career

### PUNT RETURNS

1. 59 Ashlee Frazier ..... 1999-00

### PUNT RETURN YARDS

1. 718 Buck Phillips ..... 1994-95

### AVERAGE PUNT RETURN

1. 16.3 Buck Phillips ..... 1994-95

### KICK RETURNS

1. 80 Todd Speight..... 2007-10
2. 69 Reggie Gray ..... 2003-05
3. 44 Bobby Hardig..... 1972-75

### KICK RETURN YARDS

1. 1,607 Todd Speight..... 2007-10
2. 1,592 Reggie Gray..... 2002-05
3. 1,024 Jerome Stelly ..... 1981-82

### AVERAGE KICK RETURN

1. 26.2 Greg Lee..... 1974-76

### KICKS RETURNED FOR TDs

1. 3 Jerome Stelly..... 1981-82  
NCAA FCS record

### RETURNS (any type) FOR TDs

1. 6 Buck Phillips ..... 1994-95  
(4 punt, 2 INT)
2. 3 Kevin Kintzel..... 2011-Pr  
(2 INT, 1 fumble)
- 3 Martinez Davis..... 2011-Pr  
(3 INT)
- 3 Bryan Cox..... 1987-90

### INTERCEPTION RETURN YARDS

1. 343 Mike Wagner..... 1968-70

### INTERCEPTIONS FOR TDs

1. 3 Martinez Davis..... 2011-Pr



# GAME/SEASON DEFENSE

## TACKLE LEADERS

| Year | Name                        | UT  | AT | TFL  | Sacks | Total |
|------|-----------------------------|-----|----|------|-------|-------|
| 1981 | Pat Bayers (Jr/LB)          | 99  | 50 | 3    | 1     | 149   |
| 1982 | Pat Bayers (Sr/LB)          | 99  | 53 | 3    | 1     | 152   |
| 1983 | Chris Gunderson (Jr/NG)     | 69  | 17 | 7    | 4     | 86    |
| 1984 | Jim Wohrley (Sr/LB)         | 82  | 58 | 8    | 2     | 140   |
| 1985 | Mike Hryn (Jr/DB)           | 74  | 48 | 4    | 0     | 122   |
| 1986 | Todd Auer (Sr/DT)           | 86  | 50 | 16   | 11    | 136   |
| 1987 | Marty Lomelino (Sr/LB)      | 69  | 73 | 3    | 1     | 142   |
| 1988 | Armie Gasbarro (Jr/LB)      | 82  | 48 | 13   | 3     | 130   |
| 1989 | Armie Gasbarro (Sr/LB)      | 68  | 63 | 0    | 5     | 131   |
| 1990 | Bryan Cox (Sr/NB)           | 58  | 60 | 12   | 3     | 118   |
| 1991 | Ken McMillan (Jr/LB)        | 78  | 46 | 22   | 4     | 124   |
| 1992 | Ken McMillan (Sr/LB)        | 74  | 34 | 15   | 2     | 108   |
| 1993 | Rodney Harrison (Jr/FS)     | 74  | 74 | 2    | 1     | 148   |
| 1994 | Jason Vasquez (Sr/LB)       | 47  | 79 | 3    | 0     | 126   |
| 1995 | Frank Spraggins (So/FS)     | 68  | 41 | 1    | 0     | 109   |
| 1996 | Vince Bruno (Sr/LB)         | 37  | 72 | 1    | 2     | 109   |
| 1997 | James Milton (Jr/LB)        | 58  | 82 | 18   | 3     | 140   |
| 1998 | James Milton (Sr/LB)        | 87  | 89 | 22   | 1     | 176   |
| 1999 | Edgerton Hartwell (Jr/LB)   | 107 | 58 | 14   | 5     | 165   |
| 2000 | Edgerton Hartwell (Sr/LB)   | 122 | 69 | 11   | 5     | 191   |
| 2001 | Cornell Middlebrook (Jr/LB) | 73  | 36 | 8    | 3     | 109   |
| 2002 | Cornell Middlebrook (Sr/LB) | 101 | 53 | 10   | 2     | 154   |
| 2003 | Lee Russell (Sr/LB)         | 102 | 44 | 20   | 1     | 146   |
| 2004 | Wyatt Green (Jr/LB)         | 50  | 57 | 9    | 1     | 107   |
| 2005 | Will Bailey (Sr/LB)         | 35  | 40 | 6    | 0     | 75    |
| 2006 | Jerome Bennett (Jr/LB)      | 49  | 53 | 4    | 1     | 102   |
| 2007 | Jason Williams (Jr/LB)      | 42  | 65 | 16.5 | 8     | 107   |
| 2008 | Kyle Glazier (So/LB)        | 49  | 42 | 4    | 1     | 91    |
| 2009 | Kyle Glazier (Jr/LB)        | 50  | 70 | 7    | 2     | 120   |
| 2010 | Kyle Glazier (Sr/LB)        | 81  | 86 | 13   | 4     | 167   |
| 2011 | Kevin Palermo (Sr/LB)       | 52  | 53 | 5.5  | 1     | 105   |
| 2012 | J.J. Raffelson (RFr/LB)     | 41  | 64 | 4.0  | 0     | 105   |
| 2013 | Kevin Kintzel (Jr/LB)       | 42  | 32 | 11.0 | 3.5   | 74    |
|      | Devon Butler (Sr/LB)        | 32  | 42 | 5.5  | 2.5   | 74    |
| 2014 | Kevin Kintzel (Sr/LB)       | 51  | 41 | 6.0  | 3.0   | 92    |



Kevin Kintzel

## Game

### INTERCEPTIONS

- 3 Jerry Wamsley (Sr)..at Indiana State 11/11/67
- 3 Frank Spraggins (Fr)at Missouri State 9/24/94
- 2 on several occasions  
last by Jonathon Rollins (Jr) ..... Hampton 8/29/13

### SOLO TACKLES

- 18 Edgerton Hartwell (Jr)..at Missouri State 10/9/99
- 18 Pat Bayers (Jr) ..... at Illinois State 9/5/81
- 16 Robyn Blaha (Sr) .at South Dakota State 9/11/76

### ASSISTED TACKLES

- 22 Joe Byrne (Jr)..... at Mankato State 10/11/75
- 17 Washington Bush (Sr) .....  
.....at Central Michigan 10/19/74
- 15 Jerome Bennett (Sr).....at UNI 10/20/07

### TOTAL TACKLES

- 28 Rodney Harrison (Sr) .....  
.....at Western Kentucky 10/30/93
- 26 Edgerton Hartwell (Jr) .....Elon 10/9/99
- 25 Kyle Glazier (Sr).... at Missouri State 10/23/10
- 24 Marty Lomelino (Sr) .at Eastern Illinois 10/10/87
- 24 Pat Bayers (Jr) ..... at Illinois State 9/5/81
- 21 Kyle Glazier (Sr) .at South Dakota State 10/9/10
- 21 Jerome Bennett (Sr).....at UNI 10/20/07

### TACKLES FOR LOSS

- 8 Chris Gunderson (Jr)..... 1983
- 7 Craig Phalen (Sr)..vs. Nebraska Omaha 11/7/77

### SACKS

- 6 Craig Phalen (Sr)..vs. Nebraska Omaha 11/7/77
- 4 Thomas Morgan (Jr)..... 1982
- 4 Regis Dansdill (Sr) ..... 1981
- 4 John Teerlink (Sr)..... 1973

### BLOCKED KICKS

- 2 Anthony D'Astice (Fr) Missouri State 10/13/07  
(2 punts)
- 2 Bryan Cox (Sr) ..... at Montana State 9/15/90  
(2 punts)

### DEFENSIVE EXTRA POINTS

- Martinez Davis (Sr)..... at South Dakota 11/8/14  
Frank Spraggins (Sr) ..... vs. UNI 10/11/97  
Jermaine Ballard (Fr)..... at Hofstra 9/21/96

## Season

### SOLO TACKLES

- 122 Edgerton Hartwell (Sr) ..... 2000
- 107 Edgerton Hartwell (Jr)..... 1999
- 102 Lee Russell (Sr) ..... 2003
- 102 Phil Archer (Sr) ..... 2003
- 101 Cornell Middlebrook (Sr)..... 2002
- 99 Pat Bayers (Sr) ..... 1982
- 99 Pat Bayers (Jr) ..... 1981
- 97 Lee Russell (Jr) ..... 2002
- 87 James Milton (Sr) ..... 1998
- 87 Steve Martens (Sr) ..... 1973
- 87 Dickie Vasquez (So) ..... 1973

## ASSISTED TACKLES

- 121 Joe Byrne (Sr) ..... 1975
- 91 Robyn Blaha (Sr) ..... 1976
- 89 James Milton (Sr) ..... 1998
- 89 David Lumley (Sr) ..... 1975
- 86 Kyle Glazier (Sr) ..... 2010
- 85 Dickie Vasquez (So) ..... 1973
- 83 Bob Anderson (Sr) ..... 1975
- 82 James Milton (Jr) ..... 1997
- 82 Don Ziegler (Sr) ..... 1977
- 81 Jason Vasquez (Sr)..... 1994
- 81 Washington Bush (Sr)..... 1974

### TOTAL TACKLES ..... Solo ..Asst ..G...Year

- 191 Edgerton Hartwell (Sr) 122.....69 .....12..2000
- 183 Joe Byrne (Sr) ..... 62.....121 .....10..1975
- 176 James Milton (Sr) ..... 87 .....89 .....14..1998
- 172 Dickie Vasquez (So) .. 87 .....85 .....11..1973
- 168 Edgerton Hartwell (Jr) 107.....61 .....11..1999
- 167 Kyle Glazier (Sr) ..... 81 .....86 .....13..2010
- 162 Steve Mertens (Sr) .... 87 .....75 .....11..1973
- 156 Edgerton Hartwell (So) 79.....77 .....14..1998
- 154 Cornell Middlebrook (Sr) 101.....53 .....13..2002
- 154 Robyn Blaha (Sr) ..... 63.....91 .....10..1976

### TACKLES FOR LOSS

- 41 Dave Watson (Jr) ..... 1998
- 40 David Bowens (Jr) ..... 1998
- 32 Cyron Brown (Sr) ..... 1997
- 32 Chris Gunderson (Jr)..... 1983
- 24 Brian Ceaser (Sr) ..... 2002
- 24 J.D. Johnson (Sr) ..... 1982
- 22 James Milton (Sr) ..... 1998
- 22 Ken McMillan (Jr) ..... 1991
- 21 Dave Watson (So) ..... 1997
- 20 Jason Williams (Jr) ..... 2007
- 20 Lee Russell (Sr) ..... 2003

### SACKS

- 19 J.D. Johnson (Sr) ..... 1982
- 15 David Bowens (Sr) ..... 1998
- 15 Regis Dansdill (Sr) ..... 1981
- 14 Cyron Brown (Sr) ..... 1997
- 13 Dave Watson (Jr) ..... 1998
- 12 Todd Selke (Sr) ..... 1982
- 11 Jon Kowalshen (Sr) ..... 2003
- 11 Todd Auer (Sr) ..... 1986
- 11 Todd Auer (So) ..... 1984
- 11 Chris Gunderson (Jr)..... 1983

### INTERCEPTIONS

- 9 Mike Wagner (Jr)..... 1969
- 8 Emerick Wilcox (Sr)..... 1988
- 7 Donnie Caldwell (Sr) ..... 1998
- 7 Frank Spraggins (Fr) ..... 1994
- 7 Charlie Boston (Sr)..... 1973
- 6 Frank Spraggins (Sr)..... 1997
- 6 Buck Phillips (Sr) ..... 1995
- 6 Don Stewart (Sr) ..... 1984
- 6 Bill Sibert (Sr) ..... 1978
- 6 John Wrenn (Jr) ..... 1971

# SEASON/CAREER DEFENSE



## INTERCEPTION LEADERS

| Year | Name                       | No | Yds | Avg  | Long | TD |
|------|----------------------------|----|-----|------|------|----|
| 1981 | Bill Flodin (Sr/DB)        | 5  | 23  | 4.6  | n/a  | 0  |
| 1983 | Earl Thompson (Jr/DB)      | 6  | 102 | 17.0 | n/a  | 1  |
| 1984 | Don Stewart (Sr/D)         | 6  | 95  | 15.8 | n/a  | 1  |
| 1985 | Mike Hryn (Jr/DB)          | 3  | 25  | 8.3  | 13   | 0  |
| 1986 | Maurice Smith (Jr/DB)      | 3  | 0   | 0.0  | 0    | 0  |
| 1987 | Maurice Smith (Sr/DB)      | 3  | 57  | 19.0 | 43   | 0  |
| 1988 | Emrick Wilcox (Sr/DB)      | 8  | 131 | 16.4 | 90   | 1  |
| 1989 | Lorenzo Taylor (Sr/DB)     | 5  | 77  | 15.4 | 69   | 1  |
| 1990 | Bryan Cox (Sr/DB)          | 4  | 75  | 18.8 | 27   | 1  |
| 1991 | Steve Turzynski (Sr/DB)    | 2  | 26  | 13.0 | 24   | 0  |
| 1992 | Donald Harris (Jr/DB)      | 4  | 19  | 4.8  | 13   | 0  |
| 1993 | Ricardo Williams (Jr/DB)   | 2  | 27  | 13.5 | 27   | 0  |
| 1994 | Frank Spraggins (Fr/DB)    | 7  | 60  | 8.6  | 24   | 0  |
| 1995 | Buck Phillips (Sr/DB)      | 6  | 121 | 20.2 | 45   | 1  |
| 1996 | Dustin Blount (Jr/DB)      | 5  | 78  | 15.6 | 46   | 0  |
| 1997 | Frank Spraggins (Sr/DB)    | 6  | 87  | 14.5 | 48   | 1  |
| 1998 | Donnie Caldwell (Sr/DB)    | 7  | 161 | 23.0 | 53   | 0  |
| 1999 | K.J. Friday (Sr/DB)        | 5  | 202 | 40.4 | 92   | 1  |
|      | Derrick Varnado (Sr/DB)    | 5  | 62  | 12.4 | 23   | 0  |
| 2000 | Will Peterson (Jr/DB)      | 5  | 161 | 32.2 | 71   | 1  |
| 2001 | Ryle Irish (So/DB)         | 3  | 24  | 8.0  | 20   | 0  |
| 2002 | Lee Russell (Jr/LB)        | 4  | 87  | 21.8 | 29   | 2  |
| 2003 | Wyatt Green (So/LB)        | 2  | 16  | 8.0  | 16   | 0  |
| 2004 | Marlon McLaughlin (Sr/DB)  | 4  | 7   | 1.8  | 7    | 0  |
|      | Michael Woods (Sr/DB)      | 4  | 45  | 11.2 | 37   | 0  |
| 2005 | Wyatt Green (Sr/LB)        | 2  | 30  | 16.5 | 33   | 0  |
| 2006 | Kevin Almlie (Jr/DB)       | 2  | 37  | 18.5 | 20   | 0  |
| 2007 | Patrick Stoudamire (So/DB) | 3  | 12  | 4.0  | 11   | 0  |
| 2008 | Tim Franken (Fr/DB)        | 4  | 45  | 11.2 | 45   | 0  |
| 2009 | Kyle Glazier (Jr/LB)       | 2  | 30  | 15.0 | 16   | 0  |
| 2010 | Tyler West (So/DB)         | 3  | 70  | 23.3 | 60   | 0  |
| 2011 | Kieron James (Jr/DB)       | 3  | 55  | 18.3 | 45   | 0  |
| 2012 | Martinez Davis (So/DB)     | 5  | 97  | 19.4 | 49   | 2  |
| 2013 | Kevin Kintzel (Jr/LB)      | 3  | 42  | 14.0 | 30   | 2  |
|      | Martinez Davis (Jr/DB)     | 3  | 43  | 14.3 | 32   | 1  |
| 2014 | Luke Venegoni (Sr/LB)      | 2  | 9   | 4.5  | 5    | 0  |
|      | Jonathon Rollins (Sr/DB)   | 2  | 1   | 0.5  | 1    | 0  |
|      | David McDaniel (Sr/DB)     | 2  | 7   | 3.5  | 7    | 0  |



Luke Venegoni

## PASSES BROKEN UP

|     |    |                         |      |
|-----|----|-------------------------|------|
| 1.  | 16 | Patrick Stoudamire (Sr) | 2009 |
|     | 16 | Percy Tompkins (Sr)     | 1982 |
| 3.  | 15 | Reggie Waddell (Sr)     | 2000 |
| 4.  | 14 | Buck Phillips (Sr)      | 1995 |
| 5.  | 13 | Emrick Wilcox (Sr)      | 1988 |
| 6.  | 12 | Will Peterson (Jr)      | 2000 |
|     | 12 | Derrick Varnado (Sr)    | 1999 |
|     | 12 | Mike Carter (Jr)        | 1997 |
|     | 12 | Percy Tompkins (Jr)     | 1981 |
| 10. | 11 | Mike Carter (Sr)        | 1998 |
|     | 11 | Frank Spraggins (Sr)    | 1997 |
|     | 11 | Frank Spraggins (Jr)    | 1996 |
|     | 11 | Lamar McGriggs (Sr)     | 1990 |

## BLOCKED KICKS

|    |   |                        |      |
|----|---|------------------------|------|
| 1. | 5 | Bryan Cox (Sr)         | 1990 |
| 2. | 3 | David McDaniel (Sr)    | 2014 |
|    | 3 | Lee Russell (Sr)       | 2003 |
|    | 3 | Travis Washington (Jr) | 2002 |
|    | 3 | Bryan Cox (So)         | 1988 |
| 6. | 2 | Kevin Kintzel (Sr)     | 2014 |
|    | 2 | Mike McEachern (Sr)    | 2008 |
|    | 2 | Anthony D'Astice (Fr)  | 2007 |
|    | 2 | Pat Ryan (Sr)          | 2004 |
|    | 2 | Isaac Cleveland (Jr)   | 1994 |
|    | 2 | Rodney Harrison (Fr)   | 1991 |
|    | 2 | Max Ford (So)          | 1989 |
|    | 2 | Earl Thompson (Sr)     | 1984 |

## SAFETIES

|    |   |                               |      |
|----|---|-------------------------------|------|
| 1. | 2 | Lee Russell (Jr), sacks       | 2002 |
|    | 2 | Bryan Cox (Sr), blocked kicks | 1990 |

## FORCED FUMBLES

|     |   |                     |      |
|-----|---|---------------------|------|
| 1.  | 6 | Jason Williams (Sr) | 2008 |
| 2.  | 5 | Jason Williams (Jr) | 2007 |
|     | 5 | Jerome Bennett (Jr) | 2006 |
|     | 5 | James Milton (Sr)   | 1998 |
|     | 5 | Dave Watson (Sr)    | 1998 |
| 6.  | 4 | Lee Russell (Jr)    | 2002 |
|     | 4 | David Bowens (Jr)   | 1998 |
|     | 4 | Lamar McGriggs (Sr) | 1990 |
|     | 4 | Bryan Cox (So)      | 1988 |
| 10. | 3 | Held by 16 players  |      |

## FUMBLE RECOVERIES

|    |   |                        |      |
|----|---|------------------------|------|
| 1. | 4 | Lee Russell (Sr)       | 2003 |
|    | 4 | Edgerton Hartwell (Sr) | 2000 |
|    | 4 | Jason Vasconez (Sr)    | 1994 |
|    | 4 | Lamar McGriggs (Sr)    | 1990 |
|    | 4 | Chris Gunderson (Jr)   | 1983 |
| 6. | 3 | Kevin Kintzel (Jr)     | 2013 |
|    |   | Held by 15 players     |      |

## DEFENSIVE SCORING

|    | (INT/Fumble) | TD                  | Other | G      | Year |      |
|----|--------------|---------------------|-------|--------|------|------|
| 1. | 18           | Kevin Kintzel (Jr)  | 3     | -      | 12   | 2013 |
| 2. | 16           | Lee Russell (Jr)    | 2     | 2 safe | 13   | 2002 |
| 3. | 12           | Martinez Davis (So) | 2     | --     | 11   | 2012 |
|    | 12           | Joe Allen (Sr)      | 2     | --     | 11   | 1990 |
| 5. | 10           | Bryan Cox (Sr)      | 1     | 2 safe | 11   | 1990 |

## Career

### SOLO TACKLES

|     |     |                          |         |
|-----|-----|--------------------------|---------|
| 1.  | 317 | Lee Russell (FCS record) | 2000-03 |
| 2.  | 308 | Edgerton Hartwell        | 1998-00 |
| 3.  | 261 | Pat Bayers               | 1979-82 |
| 4.  | 222 | Ken McMillan             | 1991-93 |
| 5.  | 215 | Frank Spraggins          | 1994-97 |
| 6.  | 186 | Kyle Glazier             | 2007-10 |
| 7.  | 177 | Steve Mertens            | 1970-73 |
| 8.  | 168 | Steve Silosky            | 1971-73 |
| 9.  | 166 | Bryan Cox                | 1987-90 |
| 10. | 162 | Todd Auer                | 1984-86 |

### ASSISTED TACKLES

|     |     |                   |         |
|-----|-----|-------------------|---------|
| 1.  | 225 | Joe Byrne         | 1972-75 |
| 2.  | 207 | Edgerton Hartwell | 1998-00 |
| 3.  | 206 | Kyle Glazier      | 2007-10 |
| 4.  | 176 | Don Ziegler       | 1975-77 |
| 5.  | 171 | James Milton      | 1997-98 |
| 6.  | 160 | Wayne Stewart     | 1993-96 |
| 7.  | 163 | Lee Russell       | 2000-03 |
| 8.  | 157 | Ken McMillan      | 1991-93 |
|     | 157 | Bryan Cox         | 1987-90 |
| 10. | 153 | Jason Williams    | 2005-08 |

### TOTAL TACKLES

|     | Solo | Asst              | Years                     |
|-----|------|-------------------|---------------------------|
| 1.  | 512  | Edgerton Hartwell | 308.....204 ..... 1998-00 |
| 2.  | 480  | Lee Russell       | 317.....163 ..... 2000-03 |
| 3.  | 409  | Pat Bayers        | 261.....148 ..... 1979-81 |
| 4.  | 392  | Kyle Glazier      | 186.....206 ..... 2007-10 |
| 5.  | 379  | Ken McMillan      | 222.....157 ..... 1991-93 |
| 6.  | 367  | Frank Spraggins   | 215.....152 ..... 1994-97 |
| 7.  | 348  | Joe Byrne         | 130.....218 ..... 1972-75 |
| 8.  | 323  | Bryan Cox         | 166.....157 ..... 1987-89 |
| 9.  | 316  | James Milton      | 145.....171 ..... 1997-98 |
| 10. | 311  | Steve Mertens     | 177.....134 ..... 1970-73 |

### TACKLES FOR LOSS

|     |    |                 |         |
|-----|----|-----------------|---------|
| 1.  | 72 | Dave Watson     | 1997-99 |
| 2.  | 58 | Lee Russell     | 2000-03 |
| 3.  | 54 | Mike O'Brien    | 2000-03 |
| 4.  | 49 | Jason Williams  | 2005-08 |
|     | 49 | Ken McMillan    | 1991-93 |
| 6.  | 47 | Wayne Stewart   | 1993-96 |
| 7.  | 45 | Chris Gunderson | 1982-84 |
| 8.  | 39 | Ryan Culver     | 1994-96 |
| 9.  | 36 | Todd Auer       | 1984-86 |
| 10. | 30 | J.D. Johnson    | 1981-82 |

### SACKS

|     |    |                 |         |
|-----|----|-----------------|---------|
| 1.  | 28 | Todd Auer       | 1984-86 |
| 2.  | 21 | Dave Watson     | 1997-99 |
|     | 21 | Chris Gunderson | 1981-84 |
| 4.  | 24 | J.D. Johnson    | 1981-82 |
| 5.  | 17 | Jon Kowalysen   | 2002-03 |
|     | 17 | Ryan Culver     | 1994-96 |
|     | 17 | Todd Selke      | 1980-82 |
| 8.  | 16 | Lee Russell     | 2000-03 |
|     | 16 | Mike O'Brien    | 2000-03 |
| 10. | 15 | Jason Williams  | 2005-08 |
|     | 15 | David Bowens    | 1998    |
|     | 15 | Regis Danshill  | 1979-81 |



# INDIVIDUAL/TEAM 'TOP 10'

## Career

### INTERCEPTIONS

|     |    |                 |         |
|-----|----|-----------------|---------|
| 1.  | 17 | Frank Spraggins | 1994-97 |
| 2.  | 15 | John Wrenn      | 1970-72 |
|     | 15 | Mike Wagner     | 1968-70 |
| 4.  | 11 | Emrick Wilcox   | 1987-88 |
|     | 11 | Charlie Boston  | 1971-73 |
| 6.  | 10 | Marcus Ballard  | 1983-86 |
|     | 10 | Percy Tompkins  | 1980-82 |
|     | 10 | Rod Anderson    | 1978-80 |
|     | 10 | Greg Lee        | 1975-76 |
| 10. | 9  | Martinez Davis  | 2011-14 |
|     | 9  | Mike Wilson     | 1965-68 |

### PASSES BROKEN UP

|     |    |                    |         |
|-----|----|--------------------|---------|
| 1.  | 36 | Frank Spraggins    | 1994-97 |
|     | 36 | Percy Tompkins     | 1980-82 |
| 3.  | 35 | Patrick Stoudamire | 2006-09 |
| 4.  | 27 | Bryan Cox          | 1987-90 |
| 5.  | 24 | Buck Phillips      | 1994-95 |
| 6.  | 23 | Kieron James       | 2009-12 |
| 7.  | 22 | Martinez Davis     | 2011-14 |
|     | 22 | Mike Carter        | 1997-98 |
| 9.  | 21 | Emrick Wilcox      | 1987-88 |
| 10. | 20 | Derrick Varnado    | 1998-99 |

### BLOCKED KICKS

|    |    |                   |         |
|----|----|-------------------|---------|
| 1. | 10 | Bryan Cox         | 1987-90 |
| 2. | 4  | David McDaniel    | 2011-14 |
|    | 4  | Lee Russell       | 2000-03 |
|    | 4  | Travis Washington | 2002-03 |

### SAFETIES

|    |   |                          |         |
|----|---|--------------------------|---------|
| 1. | 2 | Bryan Cox, blocked kicks | 1987-90 |
|    | 2 | Lee Russell, sacks       | 2000-03 |

### FORCED FUMBLES

|    |    |                              |         |
|----|----|------------------------------|---------|
| 1. | 14 | Jason Williams (NCAA record) | 2005-08 |
| 2. | 10 | Jerome Bennett               | 2005-07 |
|    | 10 | Lee Russell                  | 2000-03 |
| 4. | 9  | Bryan Cox                    | 1987-90 |
| 5. | 8  | Dave Watson                  | 1997-99 |
| 6. | 6  | Edgerton Hartwell            | 1998-00 |
| 6  | 6  | James Milton                 | 1997-98 |

### FUMBLE RECOVERIES

|    |    |                      |         |
|----|----|----------------------|---------|
| 1. | 10 | Lee Russell          | 2000-03 |
| 2. | 7  | Edgerton Hartwell    | 1998-00 |
|    | 7  | Bryan Cox            | 1987-90 |
| 4. | 6  | Billy Joe Brockhouse | 1964-66 |
| 5. | 5  | Pat Bayers           | 1979-82 |
|    | 5  | Jason Vasconez       | 1993-94 |
| 7. | 4  | Kevin Kintzel        | 2011-14 |

### DEFENSIVE SCORING

|    |    |                |      |       |      |             |
|----|----|----------------|------|-------|------|-------------|
|    |    |                | T.D. | Other | G    | Year        |
| 1. | 20 | Martinez Davis | 3    | 1     | ExP. | 40. 2011-14 |
| 2. | 18 | Kevin Kintzel  | 3    | -     | -    | 43. 2011-14 |
| 3. | 16 | Lee Russell    | 2    | 2     | saf. | 48. 2000-03 |
|    | 16 | Bryan Cox      | 2    | 2     | saf. | 45. 1987-90 |
| 5. | 12 | Joe Allen      | 2    | -     | -    | 22. 1989-90 |
|    | 12 | Buck Phillips  | 2    | -     | -    | 22. 1994-95 |
|    | 12 | Wyatt Green    | 2    | -     | -    | 26. 2002-05 |

## Game

### TURNOVERS GAINED

|     |   |                         |          |
|-----|---|-------------------------|----------|
| 1.  | 9 | vs. Hampton             | 8/29/13  |
|     | 9 | vs. Eastern Illinois    | 10/15/88 |
|     | 9 | vs. Indiana State       | 11/11/67 |
| 4.  | 8 | vs. Drake               | 8/29/02  |
|     | 8 | vs. Arkansas-Monticello | 9/2/89   |
|     | 8 | vs. Youngstown State    | 9/22/84  |
|     | 8 | vs. Bradley             | 9/26/70  |
| 8.  | 7 | vs. Indiana State       | 9/29/90  |
|     | 7 | vs. Michigan Tech       | 9/21/85  |
|     | 7 | vs. Indiana State       | 11/17/84 |
|     | 7 | vs. Carthage            | 10/10/70 |
|     | 7 | vs. Northern Iowa       | 11/15/69 |
|     | 7 | vs. Iowa Wesleyan       | 11/26/53 |
| 14. | 6 | on 13 occasions         |          |

### INTERCEPTIONS

|     |   |                               |          |
|-----|---|-------------------------------|----------|
| 1.  | 8 | vs. Indiana State             | 11/11/67 |
| 2.  | 7 | vs. Youngstown State          | 9/22/84  |
| 3.  | 6 | vs. Hampton                   | 8/29/13  |
|     | 6 | vs. Northern Iowa             | 11/13/99 |
|     | 6 | vs. Eastern Illinois          | 10/15/88 |
| 6.  | 5 | vs. Drake                     | 8/29/02  |
|     | 5 | vs. Michigan Tech             | 9/21/85  |
|     | 5 | vs. Indiana State             | 11/17/84 |
|     | 5 | vs. Indiana State             | 11/16/74 |
| 10. | 4 | on 21 occasions               |          |
|     |   | most recent vs. Indiana State | 11/22/14 |

### FUMBLE RECOVERIES

|     |   |                         |          |
|-----|---|-------------------------|----------|
| 1.  | 5 | Iowa Wesleyan           | 9/24/05  |
|     | 5 | at Youngstown State     | 10/11/03 |
|     | 5 | at Eastern Illinois     | 10/10/87 |
|     | 5 | at South Dakota State   | 9/11/76  |
|     | 5 | Illinois State          | 10/19/68 |
| 6.  | 4 | Elon                    | 10/9/99  |
|     | 4 | Jacksonville State      | 11/5/94  |
|     | 4 | Indiana State           | 9/29/90  |
|     | 4 | Arkansas-Monticello     | 9/2/89   |
| 10. | 3 | on 48 occasions         |          |
|     |   | most recent vs. Hampton | 8/29/13  |

### Fewest total yards allowed

|    |    |                |          |
|----|----|----------------|----------|
| 1. | 57 | Morningside    | 9/20/80  |
| 2. | 69 | Illinois State | 10/27/84 |
| 3. | 72 | Winona State   | 11/9/85  |

### Fewest passing yards allowed

|    |   |                |         |
|----|---|----------------|---------|
| 1. | 0 | Washburn       | 9/7/91  |
|    | 0 | Missouri State | 9/26/87 |

### Fewest rushing yards allowed

|    |     |                     |          |
|----|-----|---------------------|----------|
| 1. | -20 | Tennessee-Martin    | 9/20/03  |
| 2. | -16 | Illinois State      | 10/27/84 |
| 3. | -13 | St. Ambrose         | 9/21/91  |
| 4. | -10 | Illinois State      | 11/10/90 |
| 5. | -6  | Drake               | 11/11/99 |
| 6. | -2  | at Eastern Michigan | 9/4/03   |

### Most interceptions

|   |               |          |
|---|---------------|----------|
| 8 | Indiana State | 11/11/67 |
|---|---------------|----------|

### Most tackles for loss

|    |                |          |
|----|----------------|----------|
| 21 | Arkansas Tech  | 9/5/87   |
| 21 | Illinois State | 10/27/84 |

### Sacks

|    |        |          |
|----|--------|----------|
| 14 | Howard | 11/13/82 |
|----|--------|----------|

## Game

### OFFENSE

|                      |       |                      |   |
|----------------------|-------|----------------------|---|
| Rushing attempts     | 77    | at UNI               | 11/15/69                                    |
| Rushing yards        | 519   | St. Francis          | 9/15/07                                     |
| Fewest rushing yards | 24    | Illinois State       | 10/4/86                                     |
| Passing attempts     | 60    | Western Kentucky     | 11/26/88                                    |
| Passing yards        | 518   | Indiana State        | 11/17/01                                    |
| Pass completions     | 35    | Indiana State        | 11/17/01                                    |
| Passing touchdowns   | 6     | on five occasions    | (most recently 10/30/10 vs. Illinois State) |
| Interceptions thrown | 7     | at Southern Illinois | 9/4/92                                      |
| Total plays          | 106   | Central Florida      | 9/26/92                                     |
| Total offense        | 743   | at Carthage          | 1951  |
| Combined yards       | 1,256 | UNI                  | 11/13/99                                    |

### SCORING

#### Points (regular season)

|             |    |                  |         |
|-------------|----|------------------|---------|
| Game        | 98 | Cheney           | 9/11/04 |
| Quarter     | 42 | Cheney           | 9/11/04 |
| Half        | 70 | Cheney           | 9/11/04 |
| 4th Quarter | 24 | at Southern Utah | 10/4/97 |

#### Points (playoffs)

|             |    |                  |          |
|-------------|----|------------------|----------|
| Game        | 52 | Montana          | 11/28/98 |
| Quarter     | 31 | Montana          | 11/28/98 |
| 4th Quarter | 29 | Western Kentucky | 11/26/88 |

# TEAM SEASON 'TOP 10'



|                           |                         |                              |                         |                         |                          |
|---------------------------|-------------------------|------------------------------|-------------------------|-------------------------|--------------------------|
| <b>WINNING PCT</b>        |                         | 7. 2,206.....2003            | 5. 443.....2002         | 3. 51.....1997          | <b>FUMBLE RECOVERIES</b> |
| Pct.....Record.....Year   | 8. 2,112.....1999       | 6. 441.....2008              | 4. 47.....2002          | 1. 22.....1989          |                          |
| 1. .846.....11-2.....1997 | 9. 2,032.....1996       | 441.....1989                 | 47.....1991             | 2. 20.....1983          |                          |
| .846.....11-2.....2002    | 10. 1,994.....2006      | 8. 433.....1992              | 6. 41.....1984          | 3. 19.....1988          |                          |
| 3. .786.....11-3.....1998 | <b>PASSING OFFENSE</b>  | 9. 430.....2005              | 7. 37.....2007          | 4. 18.....2003          |                          |
| 4. .833.....10-2.....1988 | Yds/Game.....Team       | 10. 416.....1991             | 37.....1983             | 18.....2000             |                          |
| 5. .750.....9-3.....1996  | 1. 285.5.....2001       | <b>SCORING DEFENSE</b>       | 9. 36.....1992          | 6. 17.....2002          |                          |
| .750.....9-3.....2000     | 2. 270.8.....1988       | Pts/Game.....Team            | 10. 35.....1986         | 17.....1997             |                          |
| 7. .692.....9-4.....2003  | 3. 267.3.....2005       | 1. 12.5.....1998             | <b>INTERCEPTIONS</b>    | 17.....1994             |                          |
| 8. .727.....8-3.....1994  | 4. 266.5.....2010       | 2. 15.2.....1988             | 1. 28.....1984          | 9. 16.....1998          |                          |
| 9. .615.....8-5.....2010  | 5. 247.0.....2003       | 3. 15.4.....1996             | 2. 24.....1988          | 16.....1990             |                          |
| 10. .583.....7-4.....1999 | 6. 245.3.....1992       | 4. 17.5.....1984             | 3. 22.....1999          | 16.....1986             |                          |
| .583.....7-4.....1992     | 7. 244.6.....1987       | 5. 17.6.....1997             | 4. 20.....2000          | 16.....1984             |                          |
| .583.....7-4.....1991     | 8. 243.0.....2002       | 6. 17.7.....1988             | 20.....1998             | <b>FEWEST TURNOVERS</b> |                          |
| .583.....7-4.....1987     | 9. 240.9.....2014       | 7. 18.5.....2002             | 6. 18.....1996          | 1. 11.....2007          |                          |
| <b>SCORING OFFENSE</b>    | 10. 229.8.....1985      | 8. 19.3.....2000             | 18.....1985             | 2. 13.....2010          |                          |
| Pts/Game.....Team         | <b>PASSING YARDS</b>    | 19.3.....1986                | 8. 17.....2004          | 3. 14.....2008          |                          |
| 1. 36.3.....2003          | 1. 3,465.....2010       | 10. 19.5.....2007            | 17.....1983             | 4. 15.....2006          |                          |
| 2. 36.2.....2002          | 2. 3,250.....1988       | <b>FEWEST POINTS ALLOWED</b> | 10. 16.....2013         | 5. 17.....1999          |                          |
| 3. 34.8.....1999          | 3. 3,211.....2003       | 1. 151.....1996              | 16.....2012             | 7. 18.....2012          |                          |
| 4. 32.5.....2010          | 4. 3,159.....2002       | 2. 167.....1991              | <b>TOTAL DEFENSE</b>    | 8. 19.....2002          |                          |
| 32.5.....2000             | 5. 2,940.....2005       | 3. 175.....1998              | Yds/Game.....Team       | 19.....1996             |                          |
| 6. 32.4.....1994          | 6. 2,891.....2014       | 4. 193.....1984              | 1. 247.7.....1984       | 10. 20.....2014         |                          |
| 7. 32.3.....2008          | 7. 2,855.....2001       | 5. 212.....1988              | 2. 266.4.....1991       | 20.....2013             |                          |
| 8. 32.0.....2005          | 8. 2,698.....1992       | 212.....1986                 | 3. 288.7.....1985       | <b>LEAST PENALIZED</b>  |                          |
| 9. 31.6.....1992          | 9. 2,691.....1987       | 7. 215.....2007              | 4. 290.9.....1986       | Yds/Game.....Team       |                          |
| 10. 31.3.....1997         | 10. 2,458.....1994      | 215.....1989                 | 5. 293.1.....1989       | 1. 39.2.....2006        |                          |
| 31.3.....1988             | <b>PASS COMPLETIONS</b> | 9. 222.....1994              | 6. 293.6.....1988       | 2. 43.8.....2012        |                          |
| <b>POINTS</b>             | 1. 254.....1987         | 10. 223.....1981             | 7. 299.3.....2000       | 3. 45.2.....2001        |                          |
| 1. 472.....2003           | 2. 250.....1988         | <b>RUSHING DEFENSE</b>       | 8. 305.3.....2013       | 4. 48.9.....1990        |                          |
| 2. 470.....2002           | 3. 232.....2010         | Yds/Game.....Team            | 9. 307.0.....1998       | 5. 52.5.....2008        |                          |
| 3. 423.....2010           | 4. 219.....2014         | 1. 116.8.....2008            | 10. 313.7.....1996      | 52.5.....2007           |                          |
| 4. 407.....1997           | 5. 219.....2005         | 2. 121.2.....1997            | <b>FEWEST TOTAL</b>     | 7. 53.1.....1982        |                          |
| 5. 390.....2000           | 6. 216.....2003         | 3. 121.6.....1996            | YARDS ALLOWED           | 8. 54.8.....2004        |                          |
| 6. 383.....1999           | 7. 206.....1983         | 4. 133.2.....1990            | 1. 2,725.....1984       | 9. 56.6.....1991        |                          |
| 7. 376.....1988           | 8. 196.....2013         | 5. 135.8.....2003            | 2. 2,887.....1985       | 10. 57.8.....2014       |                          |
| 8. 356.....1994           | 9. 196.....2002         | 6. 139.1.....2014            | 3. 2,930.....1991       | <b>THIRD-DOWN</b>       |                          |
| 9. 355.....2008           | 10. 194.....1992        | 7. 141.0.....2000            | 4. 2,957.....1981       | CONVERSION DEFENSE      |                          |
| 10. 352.....2005          | <b>TOTAL OFFENSE</b>    | 8. 141.2.....2005            | 5. 3,200.....1986       | 1. .275.....1984        |                          |
| <b>RUSHING OFFENSE</b>    | Yds/Game.....Team       | 9. 142.8.....1998            | 6. 3,224.....1989       | 2. .295.....1988        |                          |
| Yds/Game.....Team         | 1. 457.2.....2010       | 10. 143.3.....1986           | 7. 3,356.....1982       | 3. .297.....1996        |                          |
| 1. 255.6.....2007         | 2. 418.2.....2005       | <b>PASSING DEFENSE</b>       | 8. 3,381.....1996       | 4. .298.....1995        |                          |
| 2. 215.5.....2007         | 3. 416.7.....2003       | Yds/Game.....Team            | 9. 3,472.....2008       | 5. .299.....1991        |                          |
| 3. 236.3.....1997         | 4. 409.8.....1997       | 1. 117.2.....1988            | 10. 3,520.....2007      | 6. .304.....1986        |                          |
| 4. 192.0.....1999         | 5. 405.8.....1999       | 2. 121.6.....1991            | <b>TURNOVER MARGIN</b>  | 7. .305.....2000        |                          |
| 5. 190.7.....2010         | 6. 405.3.....2014       | 3. 139.7.....1989            | Margin.....Team         | 8. .310.....2004        |                          |
| 6. 184.4.....2000         | 7. 396.1.....2002       | 4. 147.6.....1986            | 1. +19.....1998         | 9. .311.....1983        |                          |
| 7. 181.3.....2006         | 8. 393.9.....2001       | 5. 149.0.....2013            | 2. +16.....1999         | 10. .320.....1999       |                          |
| 8. 173.1.....1996         | 9. 392.9.....1992       | 6. 152.4.....1994            | 3. +15.....1988         |                         |                          |
| 9. 171.8.....1998         | 10. 388.3.....1994      | 7. 152.8.....1985            | 4. +14.....2007         |                         |                          |
| 10. 169.7.....2003        | 388.3.....1988          | 8. 154.6.....1984            | +14.....2000            |                         |                          |
| <b>RUSHING ATTEMPTS</b>   | <b>TOTAL YARDS</b>      | 9. 157.2.....2004            | +14.....1994            |                         |                          |
| 1. 605.....1997           | 1. 5,944.....2010       | 10. 158.3.....2000           | 7. +13.....2002         |                         |                          |
| 2. 593.....1998           | 2. 5,417.....2003       | <b>FEWEST PASSING YARDS</b>  | 8. +11.....2010         |                         |                          |
| 3. 574.....2002           | 3. 5,327.....1997       | ALLOWED                      | +11.....1993            |                         |                          |
| 4. 544.....2010           | 4. 5,149.....2002       | 1. 1,338.....1991            | 10. +9.....1996         |                         |                          |
| 544.....2007              | 5. 4,864.....2014       | 2. 1,391.....1981            | <b>TURNOVERS GAINED</b> |                         |                          |
| 6. 542.....2003           | 6. 4,660.....1988       | 3. 1,406.....1988            | Turnovers.....Team      |                         |                          |
| 7. 534.....1991           | 7. 4,600.....2005       | 4. 1,528.....1985            | 1. 44.....1984          |                         |                          |
| 8. 531.....2000           | 8. 4,503.....2000       | 5. 1,537.....1989            | 2. 43.....1988          |                         |                          |
| 9. 526.....1996           | 9. 4,464.....1999       | 6. 1,624.....1986            | 3. 38.....2000          |                         |                          |
| 10. 513.....2008          | 10. 4,322.....1992      | 7. 1,676.....1994            | 4. 36.....1998          |                         |                          |
| <b>RUSHING YARDS</b>      | <b>THIRD-DOWN</b>       | 8. 1,701.....1984            | 36.....1994             |                         |                          |
| 1. 3,072.....1997         | CONVERSIONS             | 9. 1,729.....2004            | 36.....1983             |                         |                          |
| 2. 2,812.....2007         | 1. .520.....1994        | 10. 1,738.....1982           | 7. 35.....1980          |                         |                          |
| 3. 2,767.....2008         | 2. .518.....2006        | <b>SACKS</b>                 | 8. 34.....1989          |                         |                          |
| 4. 2,479.....2010         | 3. .508.....1997        | 1. 55.....1982               | 9. 33.....1999          |                         |                          |
| 5. 2,405.....1998         | 4. .463.....2010        | 2. 52.....1998               | 10. 32.....2002         |                         |                          |
| 6. 2,213.....2000         |                         |                              |                         |                         |                          |



# TEAM SEASON OFFENSIVE

| Year | GP | Total Offense |       |     |      | Rushing----- |    |     |      |     |      | Passing----- |       |    |     |      |     | 1st Downs | 3rd Down | Turn-overs | F-FL | Margin | Pen Yds | Pts | PPG |      |      |      |
|------|----|---------------|-------|-----|------|--------------|----|-----|------|-----|------|--------------|-------|----|-----|------|-----|-----------|----------|------------|------|--------|---------|-----|-----|------|------|------|
|      |    | Yds           | YPG   | Att | Yds  | YPG          | TD | Att | Comp | Int | Pct. | Yds          | YPG   | TD | Att | Comp | Int |           |          |            |      |        |         |     |     | Pct. | Yds  | YPG  |
| 1949 | 10 | 3611          | 361.1 | 532 | 2816 | 281.6        | 42 | 119 | 56   | 13  | 47.1 | 1015         | 101.5 | 8  | 152 |      |     |           |          |            |      |        |         |     | 285 | 28.5 |      |      |
| 1950 | 8  | 3169          | 369.1 | 471 | 2257 | 282.1        |    | 114 | 58   |     | 50.9 | 912          | 114.0 |    | 135 |      |     |           |          |            |      |        | 566     |     | 225 | 28.1 |      |      |
| 1951 | 9  | 4262          | 473.6 |     | 2428 | 269.8        |    |     |      |     |      | 1834         | 203.8 | 22 |     |      |     |           |          |            |      |        |         |     |     | 337  | 37.4 |      |
| 1952 | 9  | 2709          | 301.0 |     | 1524 | 169.3        |    |     |      |     |      | 1185         | 131.7 |    |     |      |     |           |          |            |      |        |         |     |     | 180  | 20.0 |      |
| 1953 | 10 | 3062          | 306.2 | 441 | 1920 | 192.0        | 24 | 182 | 72   | 18  | 39.6 | 1142         | 114.2 | 12 |     |      |     |           |          |            |      |        | 658     |     | 235 | 23.5 |      |      |
| 1954 | 10 |               |       |     |      |              |    |     |      |     |      |              |       |    |     |      |     |           |          |            |      |        |         |     |     | 170  | 17.0 |      |
| 1955 | 10 | 2521          | 252.1 | 449 | 1499 | 149.9        | 20 | 163 | 76   | 10  | 46.6 | 1227         | 122.7 | 9  |     |      |     |           |          |            |      |        |         |     |     | 160  | 16.0 |      |
| 1956 | 9  | 2617          | 290.8 | 394 | 1634 | 181.6        | 23 | 120 | 52   | 14  | 43.3 | 983          | 109.2 | 9  |     |      |     | 26-16     | 30       | +6         |      |        | 424     |     | 211 | 23.4 |      |      |
| 1957 | 9  |               |       |     |      |              |    |     |      |     |      |              |       |    |     |      |     |           |          |            |      |        |         |     |     |      | 154  | 17.1 |
| 1958 | 8  | 2710          | 338.8 | 439 | 2102 | 262.8        | 23 | 86  | 42   | 18  | 48.8 | 605          | 75.6  | 9  | 120 |      |     | 26-17     |          |            |      |        | 636     |     | 222 | 27.8 |      |      |
| 1959 | 9  | 3054          | 339.3 | 490 | 2242 | 249.1        | 33 | 114 | 54   | 8   | 47.4 | 812          | 90.2  | 11 |     |      |     |           |          |            |      |        |         |     |     | 303  | 33.7 |      |
| 1960 | 8  | 2984          | 373.0 |     |      |              |    |     |      |     |      |              |       |    |     |      |     |           |          |            |      |        |         |     |     |      | 225  | 28.1 |
| 1961 | 8  | 2322          | 290.3 |     | 1566 | 195.8        |    |     |      |     |      | 756          | 94.5  |    |     |      |     |           |          |            |      |        |         |     |     |      | 155  | 19.4 |
| 1962 | 8  | 2044          | 255.5 | 366 | 1189 | 148.6        | 14 | 172 | 80   | 6   | 46.5 | 855          | 106.9 | 7  |     |      |     |           |          |            |      |        |         |     |     |      | 174  | 21.8 |
| 1963 | 9  | 2569          | 285.4 | 395 | 1340 | 148.9        | 20 | 166 | 88   | 10  | 53.0 | 1229         | 136.6 | 6  |     |      |     |           |          |            |      |        |         |     |     |      | 182  | 20.2 |
| 1964 | 9  | 2254          | 250.4 | 395 | 1303 | 144.8        |    | 159 | 76   | 13  | 47.8 | 951          | 105.7 |    | 114 |      |     | 26-16     | 29       | E          |      |        | 368     |     | 168 | 18.7 |      |      |
| 1965 | 9  | 2834          | 314.9 | 442 | 1831 | 203.4        |    | 164 | 91   | 9   | 56.6 | 1003         | 111.4 |    | 149 |      |     | 44-26     | 35       | -11        |      |        | 453     |     | 200 | 22.2 |      |      |
| 1966 | 9  | 1522          | 169.1 | 300 | 581  | 64.6         |    | 206 | 87   | 18  | 42.2 | 941          | 104.6 | 3  |     |      |     |           |          |            |      |        |         |     |     |      | 47   | 5.2  |
| 1967 | 8  | 1468          | 183.5 | 294 | 664  | 83.0         | 3  | 184 | 60   | 15  | 32.6 | 804          | 100.5 | 4  | 73  |      |     | 25-11     | 26       | -3         |      |        | 445     |     | 76  | 9.5  |      |      |
| 1968 | 10 | 2401          | 240.1 | 484 | 1213 | 121.3        | 3  | 216 | 86   | 35  | 21.4 | 1188         | 118.8 | 3  | 122 |      |     | 23-15     | 40       | -9         |      |        | 735     |     | 81  | 8.1  |      |      |
| 1969 | 10 | 4251          | 425.1 | 530 | 1950 | 195.0        | 17 | 297 | 145  | 22  | 48.8 | 2301         | 230.1 | 23 | 206 |      |     | 15-5      | 27       | +7         |      |        | 763     |     | 311 | 31.1 |      |      |
| 1970 | 10 | 3632          | 363.2 | 456 | 1675 | 167.5        | 17 | 292 | 140  | 18  | 47.9 | 1957         | 195.7 | 18 | 198 |      |     | 18-11     | 29       | +9         |      |        | 902     |     | 308 | 30.8 |      |      |
| 1971 | 10 | 2736          | 273.6 | 457 | 1380 | 138.0        | 12 | 196 | 91   | 16  | 46.4 | 1356         | 135.6 | 11 | 144 |      |     | 18-12     | 28       | E          |      |        | 561     |     | 213 | 21.3 |      |      |
| 1972 | 11 | 3925          | 356.8 | 523 | 2022 | 183.8        | 21 | 240 | 113  | 17  | 47.1 | 1903         | 173.0 | 16 | 195 |      |     | 32-19     | 36       | +4         |      |        | 640     |     | 272 | 24.7 |      |      |
| 1973 | 11 | 4029          | 366.3 | 518 | 2064 | 187.6        | 20 | 292 | 144  | 18  | 49.3 | 1966         | 178.7 | 14 | 212 |      |     | 28-12     |          |            |      |        | 574     |     | 258 | 23.5 |      |      |
| 1974 | 10 | 3191          | 319.1 | 568 | 2388 | 238.8        | 29 | 103 | 52   | 7   | 50.5 | 803          | 80.3  | 4  | 168 |      |     | 34-22     |          |            |      |        | 640     |     | 252 | 25.2 |      |      |
| 1975 | 10 | 2956          | 295.6 | 507 | 1723 | 172.3        | 11 | 151 | 76   | 10  | 50.3 | 1233         | 123.3 | 9  | 150 |      |     | 29-13     |          |            |      |        | 577     |     | 159 | 15.9 |      |      |
| 1976 | 10 | 3603          | 360.3 | 453 | 1830 | 183.0        | 15 | 228 | 106  | 13  | 46.5 | 1773         | 177.3 | 14 | 179 |      |     | 37-18     |          |            |      |        | 673     |     | 219 | 21.9 |      |      |
| 1977 | 10 | 2677          | 267.7 | 468 | 1434 | 143.4        | 9  | 194 | 89   | 9   | 45.9 | 1243         | 124.3 | 12 | 156 |      |     | 24-15     |          |            |      |        | 694     |     | 165 | 16.5 |      |      |
| 1978 | 10 | 3025          | 302.5 | 489 | 2450 | 245.0        | 16 | 146 | 65   | 15  | 44.5 | 865          | 86.5  | 2  | 152 |      |     | 30-13     |          |            |      |        | 623     |     | 153 | 15.3 |      |      |
| 1979 | 11 | 3456          | 314.2 |     | 1796 | 163.3        |    |     |      |     |      | 1660         | 150.9 |    |     |      |     |           |          |            |      |        |         |     |     |      | 145  | 13.2 |
| 1980 | 10 | 2656          | 265.6 | 458 | 1872 | 187.2        | 16 | 208 | 93   | 9   | 44.7 | 1109         | 110.9 | 11 | 137 |      |     | 29-19     | 28       | +7         |      |        | 566     |     | 201 | 20.1 |      |      |
| 1981 | 11 | 2938          | 267.1 | 433 | 1575 | 143.2        | 3  | 336 | 146  | 30  | 43.4 | 1831         | 166.5 | 14 | 165 |      |     | 28-14     | 44       | -16        |      |        | 803     |     | 175 | 15.9 |      |      |
| 1982 | 10 | 2335          | 233.5 | 363 | 1182 | 118.2        | 7  | 325 | 141  | 24  | 43.4 | 1679         | 167.9 | 6  | 148 | .258 |     | 17-12     | 36       | -12        |      |        | 531     |     | 139 | 13.9 |      |      |
| 1983 | 11 | 3201          | 291.0 | 374 | 1392 | 126.5        | 11 | 425 | 206  | 16  | 48.5 | 2194         | 199.5 | 11 | 182 | .291 |     | 21-14     | 30       | +6         |      |        | 673     |     | 191 | 17.4 |      |      |
| 1984 | 11 | 3601          | 327.4 | 374 | 1392 | 126.5        | 11 | 339 | 184  | 25  | 54.3 | 2270         | 206.4 | 17 | 186 | .324 |     | 35-16     | 41       | +3         |      |        | 706     |     | 268 | 24.4 |      |      |
| 1985 | 10 | 3651          | 365.1 | 384 | 1688 | 168.8        | 15 | 322 | 167  | 13  | 51.9 | 2298         | 229.8 | 13 | 176 | .329 |     | 26-12     | 25       | E          |      |        | 692     |     | 205 | 20.5 |      |      |
| 1986 | 11 | 3642          | 331.1 | 420 | 1828 | 132.9        | 9  | 338 | 163  | 22  | 48.2 | 2180         | 198.2 | 13 | 181 | .315 |     | 24-14     | 36       | -9         |      |        | 814     |     | 192 | 17.5 |      |      |
| 1987 | 11 | 3975          | 361.4 | 351 | 1632 | 148.4        | 7  | 452 | 254  | 16  | 56.2 | 2691         | 244.6 | 24 | 204 | .416 |     | 24-12     | 28       | -4         |      |        | 797     |     | 263 | 23.9 |      |      |
| 1988 | 12 | 4660          | 388.3 | 437 | 1924 | 160.3        | 26 | 456 | 250  | 18  | 54.8 | 3250         | 270.8 | 24 | 232 | .339 |     | 18-10     | 28       | +15        |      |        | 1011    |     | 376 | 31.3 |      |      |
| 1989 | 11 | 3215          | 292.3 | 435 | 1274 | 115.8        | 12 | 349 | 170  | 19  | 48.7 | 1941         | 176.5 | 10 | 168 | .441 |     | 21-12     | 31       | +3         |      |        | 769     |     | 205 | 18.6 |      |      |
| 1990 | 11 | 3183          | 289.4 | 470 | 1494 | 135.8        | 13 | 320 | 147  | 14  | 45.9 | 1675         | 152.3 | 8  | 212 | .362 |     | 24-14     | 28       | +2         |      |        | 538     |     | 194 | 17.6 |      |      |
| 1991 | 11 | 3344          | 304.0 | 534 | 1816 | 165.1        | 18 | 222 | 115  | 11  | 51.8 | 1528         | 138.9 | 14 | 185 | .416 |     | 24-11     | 22       | -1         |      |        | 623     |     | 255 | 23.2 |      |      |
| 1992 | 11 | 4322          | 392.9 | 492 | 1624 | 147.6        | 20 | 302 | 194  | 12  | 64.2 | 2698         | 245.3 | 28 | 215 | .433 |     | 21-11     | 23       | +3         |      |        | 815     |     | 348 | 31.6 |      |      |
| 1993 | 11 | 3408          | 309.8 | 407 | 1311 | 119.2        | 16 | 348 | 166  | 18  | 47.7 | 2097         | 190.6 | 7  | 177 | .363 |     | 24-13     | 31       | +11        |      |        | 717     |     | 189 | 17.2 |      |      |
| 1994 | 11 | 4271          | 388.3 | 445 | 1813 | 164.8        | 20 | 312 | 180  | 9   | 57.7 | 2458         | 223.5 | 22 | 217 | .520 |     | 21-13     | 22       | +14        |      |        | 698     |     | 356 | 32.4 |      |      |
| 1995 | 11 | 3644          | 331.3 | 442 | 1306 | 118.7        | 21 | 309 | 175  | 15  | 56.6 | 2338         | 212.6 | 13 | 177 | .333 |     | 23-10     | 25       | +1         |      |        | 723     |     | 267 | 24.3 |      |      |
| 1996 | 11 | 3761          | 341.9 | 526 | 2032 | 184.7        | 23 | 224 | 142  | 11  | 63.4 | 1729         | 157.2 | 5  | 192 | .386 |     | 21-8      | 19       | +9         |      |        | 624     |     | 264 | 24.0 |      |      |
| 1997 | 13 | 5327          | 409.8 | 605 | 3072 | 236.3        | 37 | 310 | 191  | 9   | 61.6 | 2255         | 173.5 | 11 | 280 | .510 |     | 21-14     | 23       | +7         |      |        | 758     |     | 407 | 31.3 |      |      |
| 1998 | 14 | 4153          | 296.6 | 593 | 2405 | 171.8        | 30 | 274 | 141  | 9   | 51.5 | 1748         | 124.9 | 13 | 212 | .280 |     | 16-8      | 17       | +19        |      |        | 845     |     | 332 | 23.7 |      |      |
| 1999 | 11 | 4464          | 405.8 | 493 | 2112 | 192.0        | 30 | 282 | 153  | 8   | 54.3 | 2352         | 213.8 | 16 | 212 | .410 |     | 22-9      | 17       | +16        |      |        | 810     |     | 383 | 34.8 |      |      |
| 2000 | 12 | 4503          | 375.3 | 531 | 2213 | 184.4        | 30 | 268 | 132  | 13  | 49.3 | 2290         | 190.8 | 19 | 224 | .270 |     | 17-11     | 24       | +14        |      |        | 785     |     | 390 | 32.5 |      |      |
| 2001 | 10 | 3939          | 393.9 | 352 | 1084 | 108.4        | 12 | 334 | 186  | 12  | 55.7 | 2855         | 285.5 | 19 | 195 | .350 |     | 21-12     | 24       | -11        |      |        | 452     |     | 257 | 25.7 |      |      |
| 2002 | 13 | 5149          | 396.1 | 574 | 1990 | 153.1        | 27 | 345 | 196  | 5   | 56.8 | 3159         | 243.0 | 23 | 261 | .440 |     | 28-14     | 19       | +13        |      |        | 900     |     | 470 | 36.2 |      |      |
| 2003 | 13 | 5417          | 416.7 | 542 | 2206 | 169.7        | 33 | 387 | 216  | 14  | 55.8 | 3211         | 247.0 | 23 | 278 | .400 |     | 25-19     | 44       | -11        |      |        | 808     |     | 472 | 36.3 |      |      |
| 2004 | 11 | 4076          | 370.5 | 449 | 1648 | 149.8        | 24 | 336 | 176  | 12  | 52.4 | 2428         | 220.7 | 14 | 195 | .310 |     | 23-10     | 22       | +6         |      |        | 603     |     | 311 | 28.3 |      |      |
| 2005 | 11 | 4600          | 418.2 | 465 | 1660 | 150.9        | 24 | 336 | 219  | 10  | 65.2 | 2940         | 267.3 | 23 | 246 | .430 |     | 28-17     | 27       | -6         |      |        | 784     |     | 352 | 32.0 |      |      |
| 2006 | 11 | 4195          | 381.4 | 423 | 1994 | 181.3        | 30 | 287 | 180  | 9   | 62.7 | 2201         | 200.1 | 13 | 231 | .520 |     | 15-6      | 15       | +4         |      |        | 431     |     | 333 | 30.3 |      |      |
| 2007 | 11 | 4171          | 379.2 | 544 | 2812 | 255.6        | 25 | 220 | 120  | 7   | 54.5 | 1359         | 123.5 | 4  | 198 | .370 |     | 9-4       | 11       | +13        |      |        | 577     |     | 273 | 24.8 |      |      |
| 2008 | 11 | 4263          | 387.5 | 513 | 2767 | 251.5        | 33 | 225 | 112  | 6   | 49.8 | 1496         | 136.0 | 12 | 212 | .440 |     | 21-8      | 14       | +6         |      |        | 577     |     |     |      |      |      |

# TEAM SEASON DEFENSIVE



| Year | GP | Total Defense |       |     |      |       | Rushing |     |      |     |      | Passing |       |     |     |      | 1st<br>Downs | 3rd<br>Down | Fum-Lost | Pen<br>Yds | Turn-<br>overs | Pts | PPG  |
|------|----|---------------|-------|-----|------|-------|---------|-----|------|-----|------|---------|-------|-----|-----|------|--------------|-------------|----------|------------|----------------|-----|------|
|      |    | Yds           | YPG   | Att | Yds  | YPG   | TD      | Att | Comp | Int | Pct. | Yds     | YPG   | TD  | Att | Comp |              |             |          |            |                |     |      |
| 1949 | 10 | 1404          | 140.4 | 327 | 813  | 81.3  |         | 154 | 48   | 22  | 31.2 | 591     | 59.1  | 4   |     |      |              |             |          |            |                | 73  | 7.3  |
| 1950 | 8  | 1467          | 183.4 |     | 721  | 90.1  |         |     |      | 18  |      | 746     | 93.3  |     |     |      |              |             |          |            |                | 86  | 10.8 |
| 1951 | 9  | 1842          | 214.6 |     | 785  | 87.2  |         |     |      |     |      | 1057    |       |     |     |      |              |             |          |            |                | 94  | 10.7 |
| 1952 | 9  | 1943          | 215.9 |     | 1264 | 140.4 |         |     |      |     |      | 679     | 75.4  |     |     |      |              |             |          |            |                | 93  | 10.3 |
| 1953 | 10 | 1763          | 176.3 |     | 1283 | 128.3 |         |     |      |     |      | 481     | 48.1  |     |     |      |              |             |          |            |                | 85  | 8.5  |
| 1954 | 10 |               |       |     |      |       |         |     |      |     |      |         |       |     |     |      |              |             |          |            |                | 127 | 12.7 |
| 1955 | 10 | 2009          | 200.9 |     | 1527 | 152.7 |         |     |      | 17  |      | 482     | 48.2  |     |     |      |              |             |          |            |                | 102 | 10.2 |
| 1956 | 9  | 2324          | 258.2 | 444 | 1588 | 176.4 | 17      | 134 | 53   | 21  | 39.3 | 736     | 81.8  | 6   |     |      |              | 21-15       | 410      | 36         |                | 151 | 16.8 |
| 1957 | 9  |               |       |     |      |       |         |     |      |     |      |         |       |     |     |      |              |             |          |            |                | 150 | 16.7 |
| 1958 | 8  |               |       | 381 | 1345 | 168.1 |         |     |      |     |      |         |       | 94  |     |      | 28-21        | 416         |          |            |                | 109 | 13.6 |
| 1959 | 9  | 1715          | 190.6 | 336 | 941  | 104.6 |         | 133 | 56   | 22  | 42.1 | 774     | 86.0  |     |     |      |              |             |          |            |                | 104 | 11.6 |
| 1960 | 8  | 1304          | 163.0 |     |      |       |         |     |      |     |      |         |       |     |     |      |              |             |          |            |                | 102 | 12.8 |
| 1961 | 8  | 1604          | 200.5 |     | 1180 | 147.5 |         |     |      |     |      | 424     | 53.0  |     |     |      |              |             |          |            |                | 87  | 10.9 |
| 1962 | 8  | 1407          | 175.9 | 269 | 397  | 49.6  | 12      | 187 | 83   | 11  | 44.4 | 1010    | 126.3 | 6   |     |      |              |             |          |            |                | 137 | 17.1 |
| 1963 | 9  |               |       |     |      |       |         |     |      |     |      |         |       |     |     |      |              |             |          |            |                | 117 | 13.0 |
| 1964 | 9  | 2000          | 222.2 |     | 1140 | 126.7 |         | 172 | 81   | 15  | 47.1 | 860     | 95.6  | 101 |     |      | 25-14        | 421         | 29       |            |                | 110 | 12.2 |
| 1965 | 9  | 2163          | 240.3 | 341 | 1219 | 135.4 |         | 162 | 76   | 13  | 46.9 | 944     | 104.9 | 136 |     |      | 24-11        | 453         | 24       |            |                | 185 | 20.6 |
| 1966 | 9  | 2142          | 238.0 | 395 | 1347 | 149.7 |         | 155 | 64   | 10  | 41.3 | 795     | 88.3  |     |     |      |              |             |          |            |                | 174 | 19.3 |
| 1967 | 8  | 2160          | 270.0 | 409 | 1327 | 165.9 |         | 164 | 74   | 16  | 45.1 | 833     | 104.1 | 11  | 120 |      | 15-7         | 393         | 23       |            |                | 140 | 17.5 |
| 1968 | 10 | 2784          | 278.4 | 481 | 1641 | 164.1 |         | 192 | 84   | 11  | 43.7 | 1143    | 114.3 | 10  | 173 |      | 34-21        | 510         | 31       |            |                | 215 | 21.5 |
| 1969 | 10 | 2022          | 202.2 | 410 | 676  | 67.6  |         | 255 | 86   | 24  | 34.0 | 1346    | 134.6 | 12  | 128 |      | 19-10        | 820         | 34       |            |                | 162 | 16.2 |
| 1970 | 10 | 2654          | 265.4 | 424 | 1218 | 121.8 |         | 256 | 97   | 21  | 38.0 | 1436    | 143.6 | 11  | 147 |      | 31-17        | 666         | 38       |            |                | 183 | 18.2 |
| 1971 | 10 | 2902          | 290.2 | 471 | 1593 | 159.3 |         | 231 | 98   | 12  | 42.0 | 1309    | 130.9 | 9   | 148 |      | 28-16        | 561         | 28       |            |                | 158 | 15.8 |
| 1972 | 11 | 2850          | 259.0 | 525 | 1777 | 161.5 |         | 215 | 96   | 14  | 44.0 | 1073    | 97.5  | 8   | 154 |      | 31-18        | 502         | 32       |            |                | 192 | 17.5 |
| 1973 | 11 | 3572          | 324.7 | 568 | 2035 | 185.0 | 13      | 234 | 109  | 15  | 47.0 | 1537    | 139.7 | 9   | 195 |      | 26-16        | 509         |          |            |                | 187 | 17.0 |
| 1974 | 10 | 2961          | 296.1 | 445 | 1418 | 141.8 | 17      | 236 | 122  | 16  | 52.0 | 1543    | 154.3 | 7   | 171 |      | 30-16        | 439         |          |            |                | 191 | 19.1 |
| 1975 | 10 | 3038          | 303.8 | 562 | 2275 | 227.5 | 14      | 145 | 58   | 15  | 40.0 | 763     | 76.3  | 5   | 175 |      | 25-14        | 483         |          |            |                | 162 | 16.2 |
| 1976 | 10 | 3853          | 385.3 | 533 | 2273 | 227.3 | 20      | 232 | 116  | 12  | 50.0 | 1580    | 158.0 | 12  | 193 |      | 29-17        | 578         |          |            |                | 222 | 22.2 |
| 1977 | 10 | 3108          | 310.8 | 525 | 1965 | 196.5 | 23      | 178 | 79   | 8   | 44.0 | 1093    | 109.3 | 8   | 182 |      | 24-13        | 787         |          |            |                | 236 | 23.6 |
| 1978 | 10 | 3595          | 359.5 | 528 | 2192 | 219.2 | 18      | 212 | 108  | 14  | 51.0 | 1403    | 140.3 | 14  | 194 |      | 31-14        | 512         |          |            |                | 235 | 23.5 |
| 1979 | 11 | 3908          | 355.2 |     | 2118 | 192.6 |         |     |      |     |      | 1790    | 162.7 |     |     |      |              |             |          |            |                | 229 | 20.8 |
| 1980 | 10 | 2876          | 287.6 | 418 | 1287 | 128.7 | 15      | 282 | 150  | 16  | 53.2 | 1978    | 197.8 | 14  | 148 |      | 27-19        | 652         | 35       |            |                | 247 | 24.7 |
| 1981 | 11 | 2957          | 268.8 | 522 | 2063 | 187.5 | 19      | 240 | 103  | 13  | 43.0 | 1391    | 126.5 | 8   | 166 |      | 34-15        | 693         | 28       |            |                | 223 | 20.3 |
| 1982 | 10 | 3356          | 335.6 | 487 | 2138 | 213.8 | 23      | 253 | 124  | 11  | 49.0 | 1738    | 173.8 | 6   | 177 | .327 | 32-13        | 620         | 24       |            |                | 263 | 26.3 |
| 1983 | 11 | 4006          | 364.2 | 490 | 2347 | 213.4 | 25      | 282 | 144  | 16  | 51.1 | 2070    | 188.2 | 13  | 199 | .311 | 3-20         | 778         | 36       |            |                | 327 | 29.7 |
| 1984 | 11 | 2725          | 247.7 | 490 | 2347 | 213.4 | 25      | 326 | 140  | 28  | 42.9 | 1701    | 154.6 | 11  | 153 | .275 | 32-16        | 491         | 44       |            |                | 193 | 17.5 |
| 1985 | 10 | 2887          | 288.7 | 378 | 1585 | 158.5 | 12      | 218 | 116  | 18  | 53.2 | 1528    | 152.8 | 14  | 149 | .333 | 17-7         | 387         | 25       |            |                | 230 | 23.0 |
| 1986 | 11 | 3200          | 290.9 | 506 | 1979 | 143.3 | 15      | 247 | 117  | 11  | 47.4 | 1624    | 147.6 | 10  | 171 | .304 | 27-16        | 577         | 27       |            |                | 212 | 19.3 |
| 1987 | 1  | 3845          | 349.5 | 532 | 2411 | 219.2 | 16      | 281 | 127  | 11  | 45.2 | 1745    | 158.6 | 13  | 198 | .370 | 24-13        | 710         | 24       |            |                | 246 | 22.4 |
| 1988 | 12 | 3523          | 293.6 | 559 | 2438 | 203.2 | 17      | 273 | 108  | 24  | 39.6 | 1406    | 117.2 | 7   | 174 | .295 | 37-19        | 743         | 43       |            |                | 212 | 17.7 |
| 1989 | 11 | 3224          | 293.1 | 497 | 1687 | 153.4 | 18      | 263 | 123  | 12  | 46.8 | 1537    | 139.7 | 7   | 168 | .476 | 32-22        | 552         | 34       |            |                | 215 | 19.5 |
| 1990 | 11 | 4001          | 363.7 | 437 | 1465 | 133.2 | 19      | 265 | 139  | 14  | 52.5 | 2000    | 181.8 | 13  | 195 | .379 | 29-16        | 539         | 30       |            |                | 314 | 28.5 |
| 1991 | 11 | 2930          | 266.4 | 447 | 1592 | 144.7 | 12      | 246 | 113  | 12  | 45.9 | 1338    | 121.6 | 6   | 152 | .299 | 17-9         | 749         | 21       |            |                | 167 | 15.2 |
| 1992 | 11 | 4264          | 387.6 | 435 | 1827 | 166.1 | 13      | 306 | 166  | 11  | 54.3 | 2437    | 221.6 | 16  | 210 | .381 | 29-15        | 683         | 26       |            |                | 262 | 23.8 |
| 1993 | 11 | 4132          | 375.6 | 500 | 1790 | 162.7 | 20      | 343 | 195  | 8   | 56.9 | 2342    | 212.9 | 11  | 218 | .408 | 24-12        | 641         | 20       |            |                | 247 | 22.5 |
| 1994 | 11 | 3859          | 350.8 | 521 | 2183 | 198.5 | 20      | 277 | 143  | 19  | 51.6 | 1676    | 152.4 | 7   | 215 | .434 | 28-17        | 715         | 36       |            |                | 222 | 20.2 |
| 1995 | 11 | 3781          | 343.7 | 489 | 1977 | 179.7 | 17      | 267 | 138  | 14  | 51.7 | 1804    | 164.0 | 10  | 181 | .298 | 21-12        | 674         | 26       |            |                | 252 | 22.9 |
| 1996 | 11 | 3381          | 307.4 | 381 | 1338 | 121.6 | 9       | 378 | 187  | 17  | 49.5 | 2043    | 185.7 | 7   | 195 | .302 | 18-11        | 783         | 28       |            |                | 151 | 13.7 |
| 1997 | 13 | 4264          | 328.0 | 481 | 1575 | 121.2 | 13      | 412 | 223  | 13  | 54.1 | 3689    | 206.8 | 14  | 247 | .390 | 30-17        | 731         | 30       |            |                | 229 | 17.6 |
| 1998 | 14 | 4298          | 307.0 | 601 | 1999 | 142.8 | 10      | 356 | 208  | 20  | 58.4 | 2299    | 164.2 | 10  | 255 | .310 | 37-16        | 734         | 36       |            |                | 175 | 12.5 |
| 1999 | 11 | 3905          | 355.0 | 438 | 1581 | 143.7 | 13      | 352 | 166  | 22  | 47.2 | 2324    | 211.3 | 15  | 208 | .320 | 24-11        | 615         | 33       |            |                | 241 | 21.9 |
| 2000 | 12 | 3592          | 299.3 | 491 | 1692 | 141.0 | 12      | 340 | 167  | 20  | 49.1 | 1900    | 158.3 | 13  | 193 | .310 | 25-18        | 627         | 38       |            |                | 231 | 19.3 |
| 2001 | 10 | 3894          | 389.4 | 484 | 1960 | 196.0 | 24      | 249 | 146  | 7   | 58.6 | 1934    | 193.4 | 12  | 203 | .410 | 26-6         | 424         | 13       |            |                | 290 | 29.0 |
| 2002 | 13 | 4384          | 337.2 | 542 | 2001 | 153.9 | 17      | 373 | 187  | 15  | 50.1 | 2383    | 183.3 | 13  | 244 | .330 | 29-17        | 773         | 32       |            |                | 241 | 18.5 |
| 2003 | 13 | 4290          | 330.0 | 536 | 1765 | 135.8 | 17      | 364 | 205  | 4   | 56.3 | 2525    | 194.2 | 24  | 241 | .350 | 29-18        | 772         | 22       |            |                | 331 | 25.5 |
| 2004 | 11 | 4900          | 445.4 | 528 | 3171 | 288.3 | 24      | 284 | 129  | 17  | 45.4 | 1729    | 157.2 | 18  | 249 | .380 | 23-11        | 472         | 28       |            |                | 409 | 37.2 |
| 2005 | 11 | 4375          | 397.7 | 417 | 1553 | 141.2 | 20      | 333 | 192  | 8   | 57.7 | 2822    | 256.5 | 25  | 221 | .400 | 28-13        | 669         | 21       |            |                | 371 | 33.7 |
| 2006 | 11 | 3915          | 355.9 | 419 | 1895 | 172.3 | 23      | 275 | 163  | 10  | 59.3 | 2020    | 183.6 | 12  | 216 | .520 | 17-9         | 411         | 19       |            |                | 277 | 25.2 |
| 2007 | 11 | 3520          | 320.0 | 427 | 1589 | 144.5 | 16      | 303 | 167  | 12  | 55.1 | 1931    | 175.5 | 11  | 193 | .350 | 21-12        | 323         | 24       |            |                | 215 | 19.5 |
| 2008 | 11 | 3472          | 315.6 | 356 | 1285 | 116.8 | 15      | 327 | 179  | 13  | 54.7 | 2187    | 198.8 | 14  | 187 | .370 | 15-7         | 368         | 20       |            |                | 239 | 21.7 |
| 2009 | 11 | 3964          | 360.4 | 445 | 1898 | 172.5 | 17      | 290 | 159  | 5   | 54.8 | 2066    | 187.8 | 14  | 204 | .380 | 13-11        | 677         | 16       |            |                | 304 | 27.6 |
| 2010 | 13 | 4796          | 368.9 | 562 | 2539 | 195.3 | 27      | 337 | 188  | 11  | 55.8 | 2257    | 173.6 | 10  | 253 | .367 | 20-13        | 641         | 24       |            |                | 294 | 22.6 |
| 2011 | 11 | 4518          | 410.7 | 453 | 2299 | 209.0 | 25      | 263 | 144  | 8   | 54.8 | 2219    | 201.7 | 24  | 218 | .401 | 9-6          | 633         | 14       |            |                | 397 | 36.1 |
| 2012 | 11 | 3885          | 353.2 | 437 | 2062 | 187.5 | 21      | 292 | 171  | 16  | 58.6 | 1823    | 165.7 | 15  | 202 | .424 | 15-8         | 393         | 24       |            |                | 311 | 28.3 |
| 2013 | 12 | 3664          | 305.3 | 484 | 1876 | 156.3 | 23      | 297 | 160  | 16  | 53.9 | 1788    | 149.0 | 13  | 194 | .357 | 15-12        | 515         | 28       |            |                | 303 | 25.2 |
| 2014 | 12 | 4698          | 391.5 | 426 | 1669 | 139.1 | 19      | 427 | 248  | 10  | 5    |         |       |     |     |      |              |             |          |            |                |     |      |



# MISCELLANEOUS RECORDS

## Largest Wins

|                               |      |          |
|-------------------------------|------|----------|
| 91 vs. Cheyney                | 98-7 | 9/11/04  |
| 86 vs. Iowa Wesleyan          | 86-0 | 8/31/95  |
| 76 at Carthage                | 76-0 | 1951     |
| 70 vs. Mississippi Valley St. | 77-7 | 9/11/99  |
| 69 vs. St. Francis            | 69-0 | 9/15/07  |
| 68 at Shurtleff               | 68-0 | 10/29/49 |
| 63 vs. Quincy                 | 63-0 | 9/6/08   |
| 60 vs. NW Missouri St.        | 63-3 | 10/8/88  |
| 59 vs. Bradley                | 59-0 | 9/26/70  |
| 59 vs. St. Francis            | 65-6 | 11/27/19 |

## Largest Losses

|                         |       |          |
|-------------------------|-------|----------|
| 72 at Lombard           | 72-0  | 1917     |
| 69 at Missouri          | 69-0  | 9/17/11  |
| 66 vs. Western Kentucky | 66-0  | 10/12/68 |
| 63 at Quincy            | 63-0  | 1920     |
| 58 at Augustana         | 58-0  | 1917     |
| 54 vs. Knox             | 54-0  | 10/3/14  |
| 53 vs. Carthage         | 53-0  | 1909     |
| 53 at Eureka            | 59-6  | 1920     |
| 53 at Southern Illinois | 66-13 | 10/30/04 |
| 51 at Central Michigan  | 58-7  | 10/19/74 |

## Largest Valley Football Wins

|                          |       |          |
|--------------------------|-------|----------|
| 56 vs. Indiana State     | 56-0  | 10/18/08 |
| 42 vs. Indiana State     | 49-7  | 9/30/00  |
| 41 vs. Southern Illinois | 68-27 | 10/16/99 |
| 37 vs. Eastern Illinois  | 45-8  | 10/15/88 |
| 37 vs. Indiana State     | 52-15 | 11/10/01 |
| 34 at Indiana State      | 37-3  | 10/18/97 |
| 34 at Youngstown State   | 54-20 | 10/11/03 |
| 33 vs. Indiana State     | 40-7  | 9/25/10  |
| 31 vs. Indiana State     | 52-21 | 10/19/02 |
| 30 vs. Missouri State    | 37-7  | 10/25/97 |
| 30 vs. Indiana State     | 42-12 | 9/19/87  |

## Largest Valley Football Losses

|                         |       |          |
|-------------------------|-------|----------|
| 53 at Southern Illinois | 66-13 | 10/30/04 |
| 45 vs. UNI              | 52-7  | 10/24/87 |
| 42 at Youngstown State  | 56-14 | 10/29/11 |
| 42 at Western Kentucky  | 45-3  | 11/13/04 |
| 40 vs. UNI              | 40-0  | 11/3/12  |
| 39 at Missouri State    | 42-3  | 10/27/12 |
| 39 vs. UNI              | 42-3  | 10/20/07 |
| 36 at UNI               | 50-14 | 10/13/90 |
| 35 at South Dakota St.  | 59-24 | 11/15/14 |
| 35 at Southern Illinois | 35-0  | 11/17/12 |

## Largest Crowds

| Attend.    | Opponent             | Date    |
|------------|----------------------|---------|
| 1. 87,164  | at LSU               | 9/13/03 |
| 2. 80,845  | at Wisconsin         | 9/9/06  |
| 3. 77,471  | at Nebraska          | 9/4/04  |
| 4. 77,125  | at Wisconsin         | 9/6/14  |
| 5. 70,537  | at Arkansas          | 8/30/08 |
| 6. 63,420  | at Missouri          | 9/17/11 |
| 7. 55,783  | at Iowa State        | 9/15/12 |
| 8. 53,224  | at Missouri          | 9/2/00  |
| 9. 48,301  | at Illinois          | 9/8/07  |
| 10. 47,301 | at Purdue            | 9/11/10 |
| 11. 42,861 | at Wisconsin         | 9/14/91 |
| 12. 42,127 | at Minnesota         | 9/14/13 |
| 13. 34,325 | at Fresno State      | 9/12/87 |
| 14. 30,734 | at Western Michigan  | 9/10/94 |
| 15. 26,364 | at Northern Illinois | 11/7/86 |
| 16. 26,320 | at Kansas State      | 8/30/86 |

## Season Avg Attendance

| Games        | Attend. | Per game |
|--------------|---------|----------|
| 1. 1973 (5)  | 69,075  | 13,815   |
| 2. 2003 (6)  | 77,426  | 12,904   |
| 3. 2004 (5)  | 63,942  | 12,788   |
| 4. 1976 (5)  | 63,344  | 12,669   |
| 5. 2007 (6)  | 75,540  | 12,590   |
| 6. 1975 (5)  | 60,671  | 12,134   |
| 7. 1971 (6)  | 72,038  | 12,006   |
| 8. 1970 (6)  | 70,800  | 11,800   |
| 9. 1972 (5)  | 58,227  | 11,645   |
| 10. 1969 (5) | 56,150  | 11,230   |
| 11. 2010 (6) | 66,573  | 11,096   |
| 12. 2001 (5) | 55,224  | 11,045   |
| 13. 2006 (5) | 53,506  | 10,701   |
| 14. 2005 (6) | 63,310  | 10,552   |
| 15. 1974 (6) | 62,596  | 10,432   |
| 16. 1989 (6) | 61,415  | 10,236   |
| 17. 1987 (5) | 50,735  | 10,147   |
| 18. 2009 (5) | 48,262  | 9,652    |
| 19. 2008 (6) | 57,743  | 9,624    |
| 20. 1977 (5) | 48,019  | 9,604    |

## Single-Game Attendance Records

| Opponent                  | Attend. |
|---------------------------|---------|
| 1. 1973 Central Michigan  | 19,850  |
| 2. 2003 Southern Illinois | 19,287  |
| 3. 1972 Mankato State     | 18,900  |
| 4. 1971 Illinois State    | 18,700  |
| 5. 2003 Western Kentucky  | 18,263  |
| 6. 1976 Eastern Illinois  | 16,808  |
| 7. 1975 Nebraska-Omaha    | 16,445  |
| 8. 1970 Drake             | 16,100  |
| 9. 2012 Illinois State    | 16,033  |
| 10. 2004 Youngstown State | 15,984  |

## Most Combined Points

|                            |         |          |
|----------------------------|---------|----------|
| 106 at Southern Illinois   | L 52-54 | 10/5/02  |
| 105 vs. Missouri State     | W 63-52 | 11/2/02  |
| 105 vs. Cheyney            | W 98-7  | 9/11/04  |
| 103 vs. Illinois State     | W 63-38 | 10/30/10 |
| 101 at Illinois State      | W 55-46 | 11/7/70  |
| 95 vs. Southern Illinois   | W 68-27 | 10/16/99 |
| 93 vs. Illinois State (OT) | W 48-45 | 11/15/08 |
| 92 at Southern Illinois    | W 50-42 | 10/10/92 |
| 90 vs. Murray State        | W 73-17 | 11/19/94 |
| 90 vs. Morgan State        | W 73-17 | 10/28/00 |

## Most Points For

|                           |         |          |
|---------------------------|---------|----------|
| 98 Cheyney                | W 98-7  | 9/11/04  |
| 86 Iowa Wesleyan          | W 86-0  | 8/31/95  |
| 77 Mississippi Valley St. | W 77-7  | 9/11/99  |
| 76 Carthage               | W 76-0  | 1951     |
| 73 Morgan State           | W 73-17 | 11/4/00  |
| 73 Murray State           | W 73-17 | 11/19/94 |
| 69 St. Francis            | W 69-0  | 9/15/07  |
| 68 *Southern Illinois     | W 68-27 | 10/16/99 |
| 68 Shurtleff              | W 68-0  | 1949     |
| 65 Illinois State         | W 65-38 | 10/30/10 |
| 65 St. Francis            | W 65-6  | 1919     |

## Most Points Against

|                        |         |          |
|------------------------|---------|----------|
| 72 Lombard             | L 0-72  | 1917     |
| 69 at Missouri         | L 0-69  | 9/17/11  |
| 66 *Southern Illinois  | L 13-66 | 10/30/04 |
| 66 Western Kentucky    | L 0-66  | 10/12/68 |
| 63 Quincy              | L 0-63  | 1920     |
| 59 at South Dakota St. | L 24-59 | 11/15/14 |

|                     |         |          |
|---------------------|---------|----------|
| 59 at UNLV          | L 29-59 | 10/8/77  |
| 59 Eureka           | L 6-59  | 1920     |
| 58 Central Michigan | L 7-58  | 10/19/74 |
| 58 Augustana        | L 0-58  | 1917     |

## Shutouts For

\*Missouri Valley Football Conference game

|                             |          |
|-----------------------------|----------|
| 10-0 at Northern Illinois   | 9/27/86  |
| 55-0 vs. Grand Valley State | 9/10/88  |
| 43-0 vs. Fort Hayes State   | 10/14/89 |
| 42-0 vs. Iowa Wesleyan      | 9/1/94   |
| 86-0 vs. Iowa Wesleyan      | 8/31/95  |
| 17-0 at Northern Illinois   | 9/7/96   |
| 41-0 vs. Eastern Illinois   | 8/28/97  |
| 14-0 *vs. Youngstown State  | 10/3/98  |
| 24-0 vs. Drake              | 11/20/99 |
| 31-0 vs. Sam Houston State  | 9/16/00  |
| 14-0 *vs. Western Kentucky  | 9/14/02  |
| 19-0 *vs. Youngstown State  | 10/26/02 |
| 56-0 vs. Tennessee-Martin   | 9/20/03  |
| 58-0 vs. Kentucky Wesleyan  | 9/16/06  |
| 69-0 vs. St. Francis        | 9/15/07  |
| 63-0 vs. Quincy             | 9/6/08   |
| 56-0 vs. Indiana State      | 10/18/08 |
| 45-0 vs. Valparaiso         | 9/2/10   |

The 2002 Leathernecks became the first team in school history to shut out not only a pair of league schools in the same season, but also a pair of Top 25 teams in the same year.

## Shutouts Against

\*Missouri Valley Football Conference game

|                            |          |
|----------------------------|----------|
| 0-20 at Eastern Illinois   | 10/22/83 |
| 0-14 *vs. Eastern Illinois | 10/20/84 |
| 0-17 *at Illinois State    | 9/17/94  |
| 0-21 at Illinois           | 9/8/07   |
| 0-34 *at UNI               | 11/14/09 |
| 0-69 at Missouri           | 9/17/11  |
| 0-40 *vs. UNI              | 11/3/12  |
| 0-35 *at Southern Illinois | 11/17/12 |

## Close Calls

52-43 (.547) in games decided by less than a TD.

|                                |          |
|--------------------------------|----------|
| W 17-13 vs. South Dakota State | 9/12/81  |
| W 20-17 vs. Howard             | 11/14/81 |
| W 22-17 at Howard              | 11/13/82 |
| L 26-32 vs. UNI                | 10/1/83  |
| L 30-35 at Winona State        | 11/12/83 |
| L 18-20 at Northern Michigan   | 11/3/84  |
| L 14-19 at Northeast Missouri  | 11/10/84 |
| W 7-3 vs. Winona State         | 11/9/85  |
| W 17-13 vs. Mankato State      | 9/13/86  |
| W 28-22 at Northern Michigan   | 10/11/86 |
| L 30-32 *at UNI                | 10/25/86 |
| W 24-21 *at Southern Illinois  | 11/8/86  |
| L 13-16 vs. Sam Houston State  | 11/15/86 |
| L 17-20 at Fresno State        | 9/12/87  |
| W 20-19 *Missouri State        | 9/26/87  |
| W 21-15 *at Southern Illinois  | 10/17/87 |
| W 17-13 *vs. Southern Illinois | 9/3/88   |
| W 35-31 *at Missouri State     | 9/17/88  |
| W 24-21 *at Indiana State      | 9/24/88  |
| W 28-27 *at UNI                | 10/1/88  |
| W 36-35 at Liberty             | 10/22/88 |
| W 13-10 *vs. Illinois State    | 10/29/88 |
| L 32-35 ^vs. Western Kentucky  | 11/26/88 |
| L 7-13 *vs. Indiana State      | 11/11/89 |

# PLAYOFF RECORDS



|   |       |                                 |          |
|---|-------|---------------------------------|----------|
| L | 27-30 | vs. Portland State.....         | 10/20/90 |
| W | 24-22 | *vs. Southern Illinois .....    | 11/3/90  |
| W | 16-15 | *at Eastern Illinois .....      | 10/5/91  |
| W | 26-21 | *vs. Missouri State .....       | 10/12/91 |
| W | 21-20 | *vs. Southern Illinois .....    | 10/19/91 |
| L | 6-7   | *at Indiana State .....         | 11/2/91  |
| L | 17-20 | ^at Marshall (OT) .....         | 11/30/91 |
| L | 14-19 | at Sam Houston State.....       | 9/12/92  |
| W | 31-30 | vs. Western Kentucky .....      | 9/19/92  |
| L | 13-16 | *at Missouri State.....         | 10/3/92  |
| W | 28-24 | *vs. Eastern Illinois.....      | 10/17/92 |
| L | 14-16 | at Eastern Michigan .....       | 9/18/93  |
| W | 17-12 | *at Illinois State .....        | 10/31/93 |
| W | 14-13 | *vs. Southern Illinois .....    | 10/9/93  |
| W | 25-23 | *vs. UNI.....                   | 10/23/93 |
| L | 18-21 | *vs. Missouri State .....       | 11/6/93  |
| L | 25-27 | vs. St. Ambrose.....            | 11/13/93 |
| W | 24-21 | *at Southern Illinois .....     | 10/1/94  |
| W | 25-22 | *at Illinois State .....        | 10/14/95 |
| L | 7-13  | *vs. Missouri State .....       | 10/21/95 |
| L | 17-20 | *at Eastern Illinois .....      | 11/4/95  |
| L | 27-32 | at Jacksonville State ....      | 11/11/95 |
| L | 7-10  | *vs. Indiana State .....        | 10/5/96  |
| W | 10-7  | *at Eastern Illinois .....      | 10/12/96 |
| W | 23-17 | *at Missouri State.....         | 11/2/96  |
| W | 31-26 | *vs. Southern Illinois .....    | 11/1/97  |
| W | 24-21 | *at Youngstown State....        | 11/15/97 |
| L | 12-14 | ^vs. McNeese State .....        | 12/6/97  |
| W | 24-21 | ^vs. Florida A&M .....          | 12/5/98  |
| W | 27-21 | at Northern Illinois .....      | 9/2/99   |
| W | 14-13 | at Nicholls State.....          | 9/18/99  |
| L | 24-28 | *at Youngstown State.....       | 9/25/99  |
| W | 20-14 | vs. Elon College .....          | 10/9/99  |
| L | 36-39 | *at Indiana State (OT) ..       | 10/23/99 |
| W | 44-41 | *at UNI .....                   | 11/18/00 |
| W | 17-13 | *vs. Western Kentucky...8/30/01 |          |
| L | 14-17 | *vs. UNI.....                   | 10/13/01 |
| W | 29-26 | at Northern Illinois .....      | 9/21/02  |
| L | 52-54 | *at Southern Illinois .....     | 10/5/02  |
| W | 22-17 | *vs. Illinois State.....        | 10/12/02 |
| W | 28-23 | *at Missouri State.....         | 10/20/02 |
| L | 28-31 | ^vs. Western Kentucky...12/6/02 |          |
| W | 33-28 | *vs. Western Kentucky...10/4/03 |          |
| L | 32-37 | *vs. Southern Illinois .....    | 10/18/03 |
| W | 24-20 | *at Illinois State .....        | 10/30/03 |
| W | 34-28 | *at Indiana State .....         | 11/8/03  |
| W | 43-40 | ^at Montana (OT).....           | 11/29/03 |
| L | 27-28 | ^at Colgate .....               | 12/6/03  |
| L | 31-36 | *at Missouri State.....         | 10/2/04  |
| W | 29-27 | *vs. Indiana State .....        | 10/9/04  |
| W | 28-23 | vs. Northern Colorado.....      | 9/8/05   |
| L | 21-23 | *at Youngstown State....        | 10/15/05 |
| L | 35-38 | *at Western Kentucky.....       | 9/30/06  |
| W | 46-41 | *vs. Indiana State .....        | 11/4/06  |
| L | 21-24 | *at Missouri State.....         | 11/11/06 |
| W | 29-26 | vs. South Dakota St (OT)8/30/07 |          |
| L | 9-10  | *vs. Southern Illinois .....    | 11/3/07  |
| L | 24-28 | at Arkansas .....               | 8/30/08  |
| L | 22-24 | *at South Dakota State ..       | 9/13/08  |
| W | 27-22 | *at North Dakota State ..       | 10/11/08 |
| W | 48-45 | *Illinois State (OT).....       | 11/15/08 |
| L | 28-31 | *Youngstown State.....          | 11/22/08 |
| L | 16-17 | *Missouri State.....            | 10/17/09 |
| L | 14-17 | *at Indiana State .....         | 10/24/09 |
| L | 29-33 | *at South Dakota State ..       | 10/9/10  |
| W | 40-38 | *Youngstown State.....          | 10/16/10 |
| L | 28-31 | *at Missouri State.....         | 10/23/10 |

|   |       |                          |          |
|---|-------|--------------------------|----------|
| W | 27-21 | *Southern Illinois ..... | 10/1/11  |
| L | 28-34 | *Southern Illinois ..... | 11/2/13  |
| W | 30-24 | *at Youngstown State.... | 10/11/14 |
| L | 34-37 | *Illinois State .....    | 10/18/14 |

\*Missouri Valley Football Conference game;  
^playoffs

## FCS PLAYOFFS

### Single-Game Records

#### RUSHING

|          |     |                              |          |
|----------|-----|------------------------------|----------|
| Attempts | 37  | Aaron Stecker. Jackson State | 11/29/97 |
| Yards    | 244 | Aaron Stecker. Jackson State | 11/29/97 |
| TDs      | 2   | Five players                 |          |

Most recently: Matt Barr at Coastal Carolina 11/27/10

#### PASSING

|          |     |                               |          |
|----------|-----|-------------------------------|----------|
| Attempts | 60  | Paul Singer. Western Kentucky | 11/26/88 |
| Compl.   | 32  | Paul Singer. Western Kentucky | 11/26/88 |
| Yards    | 407 | Paul Singer. Western Kentucky | 11/26/88 |
| TDs      | 3   | Mark Zanders .... Montana     | 11/28/98 |

#### RECEIVING

|         |     |                                 |          |
|---------|-----|---------------------------------|----------|
| Catches | 14  | Derek Swanson Western Kentucky  | 11/26/88 |
| Yards   | 142 | Stacy Coleman. Western Kentucky | 12/6/02  |
| TDs     | 1   | 17 players                      |          |

#### KICKING

|           |      |                             |          |
|-----------|------|-----------------------------|----------|
| FGs       | 5    | Justin Langan at Montana    | 11/29/03 |
| Punt Avg. | 51.8 | Jeff Baker..... Florida A&M | 12/5/98  |

#### MISCELLANEOUS

|            |     |                                    |          |
|------------|-----|------------------------------------|----------|
| Points     | 18  | Erik Rogers.... Florida A&M        | 12/5/98  |
| All-Purp.  | 255 | Aaron Stecker..at Georgia Southern | 12/12/98 |
| Total Off. | 423 | Paul Singer. Western Kentucky      | 11/26/88 |
| KR Yards   | 99  | Jamaine Blalock. Jackson State     | 11/29/97 |
| PR Yards   | 37  | Reggie Gray ..Eastern Illinois     | 11/30/02 |

### Season Records

#### RUSHING

|            |     |                    |      |
|------------|-----|--------------------|------|
| Attempts   | 74  | Aaron Stecker..... | 1998 |
| Yards      | 382 | Aaron Stecker..... | 1998 |
| Touchdowns | 3   | Aaron Stecker..... | 1997 |
|            | 3   | Russ Michna.....   | 2002 |

#### PASSING

|             |     |                    |      |
|-------------|-----|--------------------|------|
| Attempts    | 69  | Russ Michna.....   | 2003 |
| Completions | 42  | Russ Michna.....   | 2003 |
| Touchdowns  | 6   | Mark Zanders ..... | 1998 |
| Yards       | 665 | Russ Michna.....   | 2003 |

#### RECEIVING

|            |     |                     |      |
|------------|-----|---------------------|------|
| Catches    | 14  | Derek Swanson ..... | 1988 |
| Yards      | 165 | Reggie Gray .....   | 2003 |
| Touchdowns | 2   | Erik Rogers.....    | 1998 |
|            | 2   | Boomer Moore.....   | 2003 |

#### KICKING

|             |      |                     |      |
|-------------|------|---------------------|------|
| Field Goals | 7    | Justin Langan ..... | 2003 |
| Punting Avg | 45.6 | Jeff Baker.....     | 1998 |

#### MISCELLANEOUS

|               |     |                      |      |
|---------------|-----|----------------------|------|
| Points        | 24  | Erik Rogers.....     | 1998 |
| All-Purpose   | 483 | Aaron Stecker.....   | 1998 |
| Total Offense | 684 | Russ Michna.....     | 2003 |
| Kick Return   | 147 | Donnie Caldwell..... | 1998 |
| Punt Return   | 56  | Reggie Gray .....    | 2002 |

### Career Records

#### RUSHING

|            |     |                    |         |
|------------|-----|--------------------|---------|
| Attempts   | 142 | Aaron Stecker..... | 1997-98 |
| Yards      | 718 | Aaron Stecker..... | 1997-98 |
| Touchdowns | 5   | Aaron Stecker..... | 1997-98 |

#### PASSING

|             |      |                    |         |
|-------------|------|--------------------|---------|
| Attempts    | 119  | Russ Michna.....   | 2002-03 |
| Completions | 70   | Russ Michna.....   | 2002-03 |
| Touchdowns  | 6    | Mark Zanders ..... | 1998    |
|             | 6    | Russ Michna.....   | 2002-03 |
| Yards       | 1176 | Russ Michna.....   | 2000-03 |

#### RECEIVING

|            |     |                       |         |
|------------|-----|-----------------------|---------|
| Catches    | 14  | Derek Swanson .....   | 1988    |
| Yards      | 204 | Jamaine Blalock ..... | 1996-97 |
| Touchdowns | 2   | Erik Rogers.....      | 1997-98 |
|            | 2   | Boomer Moore.....     | 2003-06 |

#### KICKING

|              |      |                     |         |
|--------------|------|---------------------|---------|
| Field Goals  | 7    | Justin Langan ..... | 2001-04 |
| Punting Avg. | 44.1 | Mike Scifres .....  | 2000-03 |

#### MISCELLANEOUS

|               |      |                       |         |
|---------------|------|-----------------------|---------|
| Points        | 36   | Aaron Stecker.....    | 1997-98 |
| All-Purpose   | 819  | Aaron Stecker.....    | 1997-98 |
| Total Offense | 1193 | Russ Michna.....      | 2000-03 |
| Kick Return   | 190  | Jamaine Blalock ..... | 1996-97 |
| Punt Return   | 56   | Reggie Gray .....     | 2001-04 |

## LONGEST PLAYS PLAYOFFS

- Longest rush  
42\* Aaron Stecker .....at Montana 11/28/98
- Longest pass completion  
90^ Paul Singer ..... Western Kentucky 11/26/88
- Longest reception  
83 Terriun Crump .at Coastal Carolina 11/27/10  
83\* Aaron Stecker.....at Georgia Southern 12/12/98
- Longest field goal  
46 Justin Langan .....at Montana 11/29/03
- Longest punt  
69 Jeff Baker.....Florida A&M 12/5/98
- Longest kick return  
47 Jamaine Blalock..... Jackson State 11/29/97
- Longest punt return  
32\* Reggie Gray..... Eastern Illinois 11/30/02
- Longest interception return  
60 Tyler West..... at Appalachian State 12/4/10

^Singer's pass was completed to Derek Swanson for a 22-yard gain. Swanson fumbled the ball, which was picked up by Western's Steve Williams who advanced 68 more yards.

\*Touchdown play



# LARGEST COMEBACKS

## Down 17

**Sept. 17, 1988** (Western Illinois 35, Missouri State 31)  
The Leathernecks scored three touchdowns in the final quarter to overcome what was at one time a 23-point deficit. Steve Williams caught a 28-yard pass in the end zone from Paul Singer for the game-winner with 1:11 to play to finish the Leathernecks' greatest comeback of all time.

## Down 15

**Oct. 22, 1988** (Western Illinois 36, Liberty 35)  
The Leathernecks used 19 fourth-quarter points to run their record to 8-0 and maintain their No. 2 national ranking after entering the fourth quarter down 32-17. Mike Cox scored the game-winner on a 25-yard run with 4:32 left. It was the third come-from-behind victory of the season.

## Down 14

**Nov. 8, 1986** (Western Illinois 24, Southern Illinois 21)  
After 14 SIU points early in the third quarter, Western held SIU scoreless for the final 25 minutes while rallying for 17 points on three consecutive fourth-quarter possessions. A 60-yard TD pass from Paul Singer to Albert Brown tied the game with 7:49 left and WIU intercepted a pass three plays later to set up the game-winning 40-yard Dave Emond FG with 5:18 remaining.

## Down 12

**Sept. 19, 1992** (Western Illinois 31, Western Kentucky 30)  
Down 30-18 early in the fourth, Western scored the final two touchdowns, the last with 6:15 remaining. The Hilltoppers had a chance to win with 15 seconds left but a 30-yard field goal attempt was no good. Western Kentucky had also missed a two-point conversion attempt on its last touchdown.

## Down 10

**Oct. 17, 1992** (Western Illinois 28, Eastern Illinois 24)  
After an EIU field goal early in the fourth put the Panthers up 24-14, the Leathernecks scored twice in the final eight minutes on drives of 55 and 80 yards. Doug Romano scored from one yard out with 50 seconds left.

**Nov. 29, 1997** (Western Illinois 31, Jackson State 24)  
Western rallied from 10 down in the fourth with 17 points in the final 10 minutes of the first-round playoff game. Aaron Stecker rushed for a pair of touchdowns, including the game-winner from 15 yards out with 37 seconds left. The drive was set up when Dave Watson recovered a fumble in Jackson State territory with 1:21 remaining.

**Oct. 14, 2000** (Western Illinois 14, Missouri State 10)  
The Leathernecks scored twice in the game's final four minutes. Their final drive went 86 yards in less than two minutes, scoring with 1:05 left to play.

(Games won after trailing in the fourth quarter;  
Division I era only)

## Down 9

**Sept. 26, 1987** (Western Illinois 20, Missouri State 19)  
Layne Bennett's 19-yard FG with 17 seconds left capped a 10-point fourth quarter which started with the Leathernecks down 19-10. The Bears were held to zero passing yards during the game.

**Oct. 11, 1997** (Western Illinois 29, UNI 22)  
Western scored 15 points in the fourth, including a Frank Spraggins defensive PAT which tied the game at 15 with 40 seconds left. The Leathernecks emerged in the second overtime period.

## Down 7

**Oct. 1, 1994** (Western Illinois 24, Southern Illinois 21)  
Freshman walk-on Keith Jones kicked the game-winning 22-yard field goal with 6:06 left, capping a 10-point fourth-quarter rally after the Leathernecks fell behind 21-14 early in the fourth.

## Down 6

**Oct. 5, 1991** (Western Illinois 16, Eastern Illinois 15)  
Down 15-7 midway through the fourth, the Leathernecks drove 82 yards to come within two, and Matt Seman hit a 29-yard field goal with 11 seconds left. Western had blocked two extra point attempts earlier in the game.

**Sept. 18, 1999** (Western Illinois 14, Nicholls State 13)  
Charles Tharp scored the game-winning touchdown from seven yards out with 5:45 left.

## Down 5

**Oct. 26, 1991** (Western Illinois 22, Illinois State 12)  
Jim Hagedorn scored on runs of three and four yards in the fourth to erase a 12-7 deficit. Both TDs were set up by interceptions.

**Oct. 14, 1995** (Western Illinois 25, Illinois State 22)  
Illinois State was flagged for roughing the kicker on fourth-and-long midway through the fourth quarter, giving Western an extra life and extending what proved to be the game-winning drive, capped with a five-yard Ephron Crump touchdown run at the 8:15 mark.

## Down 4

**Sept. 20, 1986** (Western Illinois 27, Missouri State 10)  
Thirteen fourth-quarter points overcame a 14-10 deficit to the Bears.

**Sept. 24, 1988** (Western Illinois 24, Indiana State 21)  
Ulysses Bently scored from six yards out with 1:06 left to play.

**Nov. 22, 1997** (Western Illinois 24, Youngstown State 21)  
Aaron Stecker scored with 2:47 left to give Western the Gateway title on the road against the eventual national champions.

**Sept. 21, 2002** (Western Illinois 29, Northern Illinois 26)  
Reggie Gray's five-yard run with 1:10 left gave Western a victory at I-A Northern Illinois, erasing a 22-26 fourth-quarter deficit.

## Down 3

**Sept. 2, 1989** (Western Illinois 24, Arkansas-Monticello 10)  
Down 10-7 early, WIU scored 17 unanswered points behind a pair of Mike Cox rushing TDs (30 yards, 9 yards) and a 45-yard Layne Bennett field goal.

**Oct. 30, 2003** (Western Illinois 24, Illinois State 20)  
Russ Michna's quarterback sneak with 57 seconds left gave Western the win.

**Nov. 29, 2003** (Western Illinois 43, Montana 40)  
Justin Langan hit a 23-yard field goal in the second overtime and Montana's field goal attempt was blocked to give the Leathernecks their first-ever road playoff victory. Langan's 25-yarder with 1:03 left in regulation sent the game into overtime.

**Oct. 16, 2010** (Western Illinois 40, Youngstown State 38)  
Matt Barr drove the Leathernecks 80 yards on seven plays in just 1:13 for the game-winning TD against Youngstown. Barr found Lito Senatus, and he made an acrobatic move down the right sideline for a 10-yard TD. The defense held YSU on a 4-and-out to secure the win.

## Down 1

**Nov. 13, 1982** (Western Illinois 22, Howard 17)  
Following a fumble recovery, Jerome Stelly caught a 37-yard TD pass from Eric Vandenberg with 1:24 left to cap a 19-point comeback in the season finale.

**Oct. 23, 1993** (Western Illinois 25, UNI 23)  
Matt Seman's 33-yard FG with 35 seconds left gave Western the victory after Kurt Warner threw a pair of TD passes in the final six minutes to give the Panthers a 23-22 lead with 1:32 to play.

## Down 23 in 3rd quarter

**Sept. 17, 1988** (Western Illinois 35, Missouri State 31)  
Western scored 27 unanswered points in the final 16 minutes to erase a 31-8 third-quarter deficit, including three touchdowns in the fourth quarter and the game-winner with 1:11 remaining. It was called Western's greatest comeback ever.

## Down 15 in 4th quarter

**Oct. 22, 1988** (Western Illinois 36, Liberty 35)  
The Leathernecks needed 19 fourth-quarter points to run their record to 8-0 and maintain their No. 2 national ranking after entering the fourth quarter down 32-17. Mike Cox scored the game-winner on a 25-yard run with 4:32 left. It was the third come-from-behind victory of the season.

# LARGEST COMEBACKS



## Down 14 in 4th quarter

**Nov. 8, 1986** (Western Illinois 24, Southern Illinois 21)  
After 14 SIU points early in the third quarter, Western held the Salukis scoreless for the final 25 minutes while rallying for 17 points on three consecutive fourth-quarter possessions. A 40-yard field goal by Dave Emond with 5:18 left capped the comeback.

## Down 14 in 2nd quarter

**Nov. 13, 1982** (Western Illinois 22, Howard 17)  
Down 17-3 late in the second quarter, Western scored a touchdown with 15 seconds left in the first half and shut out Howard in the second half. The Leathernecks scored the game's final 19 points and Jerome Stelly caught a 37-yard pass from Eric Vandenberg with 1:24 left in the fourth quarter for the game-winner.

**Sept. 24, 1994** (Western Illinois 31, Missouri State 24)  
After giving up the first two touchdowns in the first quarter, the Leathernecks went up 24-14 in the third. Missouri State forced overtime but Western emerged with a victory, recovering its own fumble in the end zone in the second overtime period.

**Oct. 4, 2003**  
(Western Illinois 33, Western Kentucky 28)  
Down 21-7 midway through the second quarter, the Leathernecks rallied for 26 unanswered points to tie the game at halftime and take a 33-21 lead early in the fourth on Travis Glasford's second one-yard touchdown run of the day. Two of Western's touchdowns came at the end of 14-play drives, and Travis Washington scored the tying touchdown on a 52-yard fumble return.

## Down 13 in 3rd quarter

**Sept. 18, 1999** (Western Illinois 14, Nicholls State 13)  
The Leathernecks recorded two unanswered touchdowns in the second half, including the game-winner with 5:45 remaining.

## Down 11 in 3rd quarter

**Nov. 22, 1997**  
(Western Illinois 24, Youngstown State 21)  
Aaron Stecker scored the game's final two touchdowns, erasing an 11-point YSU lead with a three-yard run late in the third and a four-yard run with 2:47 left in the game, giving Western the Gateway title on the road.

**Nov. 8, 2003** (Western Illinois 34, Indiana State 28)  
The Leathernecks scored 17 unanswered points in the third quarter, including Wyatt Green's 22-yard fumble return which proved to be the game-winner.

## Down 11 in 2nd quarter

**Oct. 31, 1987** (Western Illinois 24, Liberty 14)  
Western scored 21 of its 24 points after digging an early 14-0 deficit and held Liberty scoreless for the final 40 minutes.

## Down 10 in 4th quarter

**Nov. 29, 1997** (Western Illinois 31, Jackson State 24)  
Western rallied from 10 down in the fourth quarter with 17 points in the final 10 minutes of the first-round playoff game. Aaron Stecker rushed for a pair of touchdowns, including the game-winner from 15 yards out with 37 seconds left. The drive was set up when Dave Watson recovered a fumble in Jackson State territory with 1:21 remaining.

**Oct. 14, 2000** (Western Illinois 14, Missouri State 10)  
The Leathernecks scored twice in the game's final four minutes. Their final drive went 86 yards in less than two minutes, scoring with 1:05 left to play.

## Down 10 in 3rd quarter

**Oct. 30, 2003** (Western Illinois 24, Illinois State 20)  
The Leathernecks scored the second-half's only two touchdowns, including the game-winner with 57 seconds left.

**Oct. 16, 2010** (Western Illinois 40, Youngstown State 38)  
Western trailed 24-14 at the half before getting a TD run from Matt Barr at the 11:23 mark in the 3rd quarter. Western rallied with a minute remaining to pull out the conference win.

## Down 10 in 2nd quarter

**Sept. 20, 1986** (Western Illinois 27, Missouri State 10)  
After giving up the first 10 points, Western's defense stopped the Bears for the remaining three quarters while the offense rallied 27 unanswered points. Missouri State was held to zero rushing yards in the second half.

**Oct. 10, 1998** (Western Illinois 20, Missouri State 13)  
Missouri State went up 10-0 in the second and had a 13-6 lead late in the third. Aaron Stecker scored twice in the second half, including the game-winner after the Leathernecks blocked a punt and recovered at the Missouri State 8-yard line. Threatening to send the game into overtime, the Bears were stopped on fourth down in the game's final minute.

## Down 10 in 1st quarter

**Nov. 3, 1990** (Western Illinois 24, Southern Illinois 22)  
Western fought off an early 13-3 deficit, scoring on a defensive PAT in the first quarter and three rushing touchdowns in the second half.

## CLIFFHANGERS

(Games decided on the last play of regulation)

**Nov. 18, 2000** (WESTERN ILLINOIS 44, UNI 41)  
Mike Scifres 56-yard field goal at buzzer to win Gateway title.

**Oct. 5, 2002** (S. ILLINOIS 54, Western Illinois 52)  
Brandon Robinson six-yard touchdown pass from Joel Sambursky to upset No. 8 Western Illinois, 54-52, and break an 18-game losing streak to the Leathernecks. (The first game in Valley Football history to have been decided by a touchdown at the buzzer.)

**Oct. 18, 2014** (#9 ILLINOIS ST 37, Western Illinois 34)  
Western held a 21-point lead in the second half, but Illinois State rallied to remain undefeated. The Leathernecks led 27-6 with 5:26 left in the third quarter following Nathan Knuffman's 30-yard field goal. WIU threw an interception and ISU was able to march down the field at the end of the game and win on Nick Aussieker's 34-yard field goal.

*(Games won after trailing by 10 or more points; Division I era only)*



# CHAMPIONSHIP TEAMS

## 1939 (5-1-1)

Coach Ray Hanson

Little 19 Champions (2-0-1)

|                       |   |       |
|-----------------------|---|-------|
| Penn                  | W | 9-6   |
| at Parsons            | L | 6-12  |
| *Illinois State       | T | 0-0   |
| *at Southern Illinois | W | 20-7  |
| *Eastern Illinois     | W | 20-7  |
| Burlington J.C.       | W | 25-21 |
| at Carthage           | W | 14-7  |

The 1939 season was capped with a thrilling victory over rival Carthage. Western fans tore down the goal posts and, the following Monday, the entire student body took the day to celebrate with WGN Radio and a victory banquet.

## 1942 (5-0-2)

Coach Wix Garner

Little 19 Champions (3-0-1)

|                       |   |       |
|-----------------------|---|-------|
| at Illinois College   | T | 0-0   |
| Iowa Wesleyan         | W | 13-0  |
| *at Northern Illinois | T | 14-14 |
| *Southern Illinois    | W | 26-0  |
| *at Eastern Illinois  | W | 45-0  |
| *Illinois State       | W | 12-7  |
| at Carthage           | W | 14-7  |

Under the leadership of captain Vernon "Mouse" Holmes and Coach Wix Garner, the 1942 Leathernecks became the first undefeated team in school history.

Western won the conference championship despite losing seven starters to graduation. The squad held four of its seven opponents scoreless, including a 26-0 Homecoming win over Southern Illinois and a 45-0 victory over Eastern Illinois the following week.

## 1949 (9-1)

Coach Vince DiFrancesca

Corn Bowl Champs Little 19 Champs (4-0)

|                       |   |       |
|-----------------------|---|-------|
| at Michigan Tech      | W | 33-0  |
| Wayne State           | L | 14-33 |
| Millikin              | W | 32-30 |
| *at Northern Illinois | W | 27-6  |
| *at Illinois State    | W | 19-14 |
| at Shurtleff          | W | 68-0  |
| *at Eastern Illinois  | W | 14-0  |
| *Southern Illinois    | W | 35-0  |
| Carthage              | W | 30-0  |
| vs. Wheaton           | W | 13-0  |

(Corn Bowl)

The first postseason game in the Western Illinois history books, the Corn Bowl was played in Bloomington, Ill., on Thanksgiving Day. The 1949 Leathernecks finished one of the toughest schedules to date with five consecutive shutouts.

## 1953 (8-2)

Coach Vince DiFrancesca

Corn Bowl Champions IAC 2nd place (5-1)

|                      |   |       |
|----------------------|---|-------|
| at St. Ambrose       | W | 32-0  |
| NE Missouri State    | W | 19-13 |
| at Wheaton           | L | 13-14 |
| *Illinois State      | W | 20-7  |
| *at Central Michigan | L | 6-13  |
| *Eastern Michigan    | W | 20-0  |
| *at Eastern Illinois | W | 19-12 |

\*at Northern Illinois W 27-0

\*Southern Illinois W 47-19

vs. Iowa Wesleyan W 32-0  
(Corn Bowl)

Vince DiFrancesca's second Corn Bowl victory in as many appearances capped an 8-2 season and marked his last game as head coach of the Leathernecks. His 1953 team led the entire nation in total offense among small colleges, averaging 473.6 yards per game.

## 1958 (6-1-1)

Coach Lou Saban

IAC Champions (5-1)

|                       |   |       |
|-----------------------|---|-------|
| St. Ambrose           | W | 32-25 |
| at Bradley            | T | 6-6   |
| *at Southern Illinois | L | 31-32 |
| *Northern Illinois    | W | 38-7  |
| *Eastern Illinois     | W | 34-0  |
| *at Illinois State    | W | 16-10 |
| *at Eastern Michigan  | W | 27-6  |
| *Central Michigan     | W | 38-23 |

Lou Saban and the 1958 Leathernecks came within one point of an undefeated season.

## 1959 (9-0)

Coach Lou Saban

IAC Champions (6-0)

|                       |   |       |
|-----------------------|---|-------|
| St. Ambrose           | W | 40-7  |
| Bradley               | W | 56-31 |
| *at Central Michigan  | W | 26-20 |
| *Southern Illinois    | W | 33-6  |
| *at Northern Illinois | W | 18-13 |
| at Arkansas State     | W | 22-19 |
| *at Eastern Illinois  | W | 28-8  |
| *Illinois State       | W | 58-0  |
| *Eastern Michigan     | W | 22-0  |

The 1959 Leathernecks remain the only undefeated and untied team in school history. Just three games were decided by less than 20 points, as the Leathernecks out-scored their opponents by an average of 22 points.

## 1964 (6-3)

Coach Art Dufelmeier

IAC Co-champions (3-1)

|                      |   |       |
|----------------------|---|-------|
| NE Missouri State    | L | 10-14 |
| at Bradley           | W | 9-0   |
| at Drake             | W | 14-12 |
| St. Norbert          | W | 23-22 |
| *at Central Michigan | W | 41-7  |
| at Montana           | L | 0-7   |
| *Northern Illinois   | W | 20-7  |
| *at Illinois State   | L | 21-27 |
| *Eastern Illinois    | W | 30-14 |

The 1964 season was highlighted by a Homecoming victory over Northern Illinois. The Huskies were the fourth Western Illinois opponent of the season to be held to seven or fewer points.

## 1969 (8-2)

Coach Darrell Mudra

IAC Champions (3-0)

|                      |   |       |
|----------------------|---|-------|
| at Gustavus Adolphus | L | 20-23 |
| Youngstown State     | W | 35-28 |
| at Bradley           | W | 38-7  |
| Wisconsin-Milwaukee  | W | 41-0  |
| Central Missouri     | W | 31-13 |
| *Central Michigan    | W | 17-14 |
| at Drake             | L | 7-44  |
| *at Eastern Illinois | W | 44-6  |
| *Illinois State      | W | 55-13 |
| at Northern Iowa     | W | 23-14 |

The 1969 Leathernecks won the final IAC championship and received a bid to the Mineral Water Bowl. The Leathernecks ranked ninth in the nation in both total offense (425.1 ypg) and rushing defense (68.0 ypg).

## 1988 (10-2)

Coach Bruce Craddock

Gateway Champions (6-0)

|                          |   |       |
|--------------------------|---|-------|
| *Southern Illinois       | W | 17-13 |
| Grand Valley State       | W | 55-0  |
| *at Missouri State       | W | 35-31 |
| *at Indiana State        | W | 24-21 |
| *at UNI                  | W | 28-27 |
| Northwest Missouri State | W | 63-3  |
| *Eastern Illinois        | W | 45-8  |
| at Liberty               | W | 36-35 |
| *Illinois State          | W | 13-10 |
| at Northern Illinois     | L | 6-16  |
| at Delaware State        | W | 22-13 |

NCAA I-AA Playoffs

|                  |   |       |
|------------------|---|-------|
| Western Kentucky | L | 32-35 |
|------------------|---|-------|

The 1988 squad set six offensive school records, produced the third-highest scoring team in school history, and recorded the eighth-best total defense mark. The offense averaged 388 yards per game, while the defense allowed just over 290. The record-breaking Gateway Conference champions concluded the season as the third-ranked I-AA team in the nation after having been ranked as high as number two for the previous four weeks.

Seven players were selected to All-America teams, as senior quarterback Paul Singer concluded his career as the school's all-time signal caller. The 6-3, 195-pounder, who was an eight-time Gateway Conference Player of the Week during his tenure, not only set 17 school records, but was named the league's Offensive Player of the Year. He passed for 8,257 career yards and 62 touchdowns. The strong-armed Singer was picked for six All-America teams and was a runner-up in the Coach's Choice Player of the Year Award.

Head coach Bruce Craddock, who won his second consecutive Gateway Conference Coach of the Year honor and was named the 1988 Kodak I-AA Regional Coach of the Year, led the Leathernecks to an undefeated 6-0 league record.

# CHAMPIONSHIP TEAMS



## 1997 (11-2)

Coach Randy Ball  
Gateway Champions (6-0)

|                      |        |       |
|----------------------|--------|-------|
| Eastern Illinois     | W      | 41-0  |
| Truman State         | W      | 45-18 |
| at Alcorn State      | W      | 31-17 |
| at Marshall          | L      | 7-48  |
| at Southern Utah     | W      | 45-6  |
| *UNI                 | W (OT) | 29-22 |
| *at Indiana State    | W      | 37-3  |
| *Missouri State      | W      | 37-7  |
| *Southern Illinois   | W      | 31-26 |
| *at Illinois State   | W      | 37-23 |
| *at Youngstown State | W      | 24-21 |
| NCAA I-AA Playoffs   |        |       |
| Jackson State        | W      | 31-24 |
| McNeese State        | L      | 12-14 |

Capturing Western Illinois' first-ever I-AA postseason victory, the 1997 Leathernecks became the first squad to win 11 games, after matching the record for most wins in a regular season. Junior running back Aaron Stecker helped establish the highest-scoring offense and most successful rushing team in Western's Division I history. Stecker rushed for 2,293 yards in 13 games, led the nation in scoring and rewrote the record books on his way to numerous player of the year and all-America honors. He finished second on the Walter Payton Award ballot.

Gateway Coach of the Year Randy Ball led the Leathernecks to just the second outright Gateway title in school history (also 1988) with a spotless 6-0 league record. The season's only loss came to I-A Marshall as the Leathernecks climbed as high as No. 2 in the national polls.

A defense that allowed just 17.3 points per game throughout the regular season was in top form for the postseason. Despite not giving up a touchdown to the McNeese State offense, the Leathernecks' hopes of advancing to the national semifinals were cut short with a two-point loss to the Cowboys.

## 1998 (11-3)

Coach Randy Ball  
Gateway Champions (5-1)

|                       |   |       |
|-----------------------|---|-------|
| St. Cloud State       | W | 23-7  |
| at Central Michigan   | L | 14-35 |
| at Elon               | W | 17-7  |
| Southern Utah         | W | 31-3  |
| *Youngstown State     | W | 14-0  |
| *at Missouri State    | W | 20-13 |
| *at Southern Illinois | W | 13-3  |
| *Illinois State       | W | 37-10 |
| at Buffalo            | W | 41-6  |
| *Indiana State        | W | 26-9  |
| *at UNI               | L | 6-10  |
| NCAA I-AA Playoffs    |   |       |
| Montana               | W | 52-9  |
| Florida A&M           | W | 24-21 |
| at Georgia Southern   | L | 14-42 |

With back-to-back Gateway titles behind them, the 1998 Leathernecks advanced to the semifinals for the first time in school history. The defense paved the way, allowing a nation-best 9.4 points per game during the regular season. Central Michigan (I-A) was

the only opponent to score more than one touchdown while Western held eight opponents to under 10 points, while the 12.5 points allowed per game overall was the best school mark since 1959. Linebacker James Milton became the first Leatherneck to win the Buck Buchanan Award, and defensive lineman David Bowens was named the league's Newcomer of the Year.

Western climbed to as high as No. 2 in the national polls and finished the season at No. 4. After a rout of Montana and a 3-point win over Florida A&M in the first two rounds of the I-AA playoffs, the Leathernecks suffered a semifinal loss at Georgia Southern.

Head coach Randy Ball, who was named the American Football Coaches Association Regional Coach of the Year, ended his nine-year Leatherneck career with a record of 63-40-1, including a 35-18 mark against Gateway Conference competition.

## 2000 (9-3)

Coach Don Patterson  
Gateway Champions (5-1)

|                       |   |       |
|-----------------------|---|-------|
| at Missouri           | L | 20-50 |
| at Ball State         | W | 24-14 |
| Sam Houston State     | W | 31-0  |
| Nicholls State        | W | 44-3  |
| *Indiana State        | W | 49-7  |
| *at Southern Illinois | W | 42-17 |
| *at Missouri State    | W | 14-10 |
| *Youngstown State     | W | 24-10 |
| Morgan State          | W | 73-17 |
| *Illinois State       | L | 18-25 |
| *at UNI               | W | 44-41 |

NCAA I-AA Playoffs

|        |   |      |
|--------|---|------|
| Lehigh | L | 7-37 |
|--------|---|------|

The Leathernecks took the 2000 Gateway title in exciting fashion as punter Mike Scifres turned his first career field goal attempt into a school-record 56-yard field goal as time expired in the UNI-Dome. The win completed a 5-1 Gateway schedule, after Western Illinois was predicted to finish fifth, and gave head coach Don Patterson his first league crown in just his second season. The Leathernecks entered the season ranked No. 23 and climbed as high as No. 3. They earned their fourth trip to the I-AA playoffs in five years, but fell to Lehigh in the first round.

Western was the only team with finalists for all three national postseason awards, as linebacker Edgerton Hartwell won the Buck Buchanan Award, Charles Tharp was a finalist for the Walter Payton Award, and Patterson was a finalist for the Eddie Robinson Coach of the Year Award. Each of the three won Gateway player/coach of the year awards and Patterson was named the AFCA Regional Coach of the Year. Hartwell and defensive back Will Peterson later became the first two I-AA players selected in the 2001 NFL Draft.

Western averaged 32.5 points per game as Patterson strung together the best two-year record for any I-AA Leatherneck coach.

## 2002 (11-2)

Coach Don Patterson  
Gateway Champions (6-1)

|                       |   |       |
|-----------------------|---|-------|
| Drake                 | W | 64-7  |
| *at Western Kentucky  | W | 14-0  |
| at Northern Illinois  | W | 29-26 |
| Sam Houston State     | W | 41-13 |
| *at Southern Illinois | L | 52-54 |
| *Illinois State       | W | 22-17 |
| *Indiana State        | W | 52-21 |
| *Youngstown State     | W | 19-0  |
| *at Missouri State    | W | 28-23 |
| *at UNI               | W | 35-12 |
| at Southern Utah      | W | 38-28 |
| NCAA I-AA Playoffs    |   |       |
| Eastern Illinois      | W | 48-9  |
| Western Kentucky      | L | 28-31 |

After being picked fourth in the Gateway preseason polls and 40th in the national rankings, the 2002 Leathernecks surprised everyone but themselves by climbing to No. 2 in the national polls. The Leathernecks had a perfect regular season spoiled by a Southern Illinois touchdown at the buzzer, leading to a 10-1 regular season, which included a win over I-A Northern Illinois. As the No. 2 seed in the I-AA playoffs, they rolled past Eastern Illinois in round one. However, eventual champion Western Kentucky, which the Leathernecks had shut out earlier in the season, kicked a field goal with 40 seconds remaining to upset the Leathernecks by three points in the quarterfinals.

Scifres, a consensus All-American became the first I-AA punter ever placed on the Ray Guy Award Watch List. Gateway Offensive Player of the Year Russ Michna set a Leatherneck record for single-season total offense and fell just nine yards shy of the school's passing record. Don Patterson earned his second Gateway Coach of the Year award, as well as his second AFCA Regional Coach of the Year honor.

Western averaged 36.2 points, the second-highest mark in school history, and nearly 400 yards of total offense.



# PLAYOFF HISTORY

## DIVISION I PLAYOFF RESULTS

Overall: 6-9 • Home: 4-4 • Away: 2-5

| Year | Rank | Opponent                 | W/L | Score |
|------|------|--------------------------|-----|-------|
| 1988 | #3   | vs. #12 Western Kentucky | L   | 32-35 |
| 1991 | #14  | at #8 Marshall (OT)      | L   | 17-20 |
| 1996 | #10  | at #4 Murray State       | L   | 6-34  |
| 1997 | #2   | vs. #13 Jackson State    | W   | 31-24 |
|      | #2   | vs. #6 McNeese State     | L   | 12-14 |
| 1998 | #4   | vs. #13 Montana          | W   | 52-9  |
|      | #4   | vs. #5 Florida A&M       | W   | 24-21 |
|      | #4   | at #1 Georgia Southern   | L   | 14-42 |
| 2000 | #7   | vs. #10 Lehigh           | L   | 7-37  |
| 2002 | #2   | vs. #6 Eastern Illinois  | W   | 48-9  |
|      | #2   | vs. #15 Western Kentucky | L   | 28-31 |
| 2003 | #10  | at #11 Montana (2OT)     | W   | 43-40 |
|      | #9   | at #6 Colgate            | L   | 27-28 |
| 2010 | #21  | at Coastal Carolina      | W   | 17-10 |
|      | #21  | at #2 Appalachian State  | L   | 14-42 |



Matt Barr, the 2010 Walter Payton Award runner-up, scored two rushing touchdowns in Western's 17-10 win at Coastal Carolina. His second TD, coming in the final two minutes, proved to be the game-winner.

## NCAA DIVISION I

# PLAYOFF HISTORY

### 1988 First Round

#12 Western Kentucky 35, #3 Western Illinois 32  
Nov. 26 • Macomb, Ill.

#12 W. Kentucky 0 28 7 0 - 35

#4 W. Illinois 3 0 0 29 - 32

The Leathernecks spotted Western Kentucky a 35-3 lead before rallying, only to fall three points shy. The third-ranked Leathernecks led the Hilltoppers in 11 statistical categories, including total yardage (512-254), but six pass interceptions, two of which went back for second-quarter touchdowns, led to their demise.

Paul Singer was intercepted on five consecutive drives, but rallied to bring his team back with 29 points and 407 yards in the fourth quarter. With just over one minute to play, Singer threw back-to-back passes which slipped out of the receivers' hands, including one in the endzone.

### 1991 First Round

Marshall 20, #14 Western Illinois 17 (OT)

Nov. 30 • Huntington, W.V.

#14 W. Illinois 0 0 6 11 0 - 17

#8 Marshall 14 0 3 0 3 - 20

Scoring on their second and third possessions, the No. 8 Thundering Herd appeared to be headed for an easy win over No. 14 Western Illinois. The Leathernecks turned the game around in the second half using stiff defense (ranked sixth nationally) and a no-huddle offense. Western marched 83 yards on the first possession after the break as quarterback Donny Simmons broke away for a 15-yard keeper. A determined Leatherneck offense hit a 42-yard field goal to come within eight, 17-9. Simmons then led an 85-yard drive which was capped with a 24-yard strike to Lance Earl with 8:16 left to play. Pete Carlson caught the two-point conversion to tie the game. Western threw an interception in overtime, and Marshall kicked the game-winning field goal five plays later.

### 1996 First Round

#4 Murray State 34, #10 Western Illinois 6

Nov. 30 • Murray, Ky.

#10 W. Illinois 0 0 6 0 - 6

#4 Murray State 0 7 3 24 - 34

The Leathernecks hung with the Racers through the first half, trailing by only a touchdown at the intermission, but costly fourth-quarter points put the game out of reach, ending Western's season at 9-3. Brian Knuckles scampered for a two-yard touchdown that put the Leathernecks in contention early in the third quarter, but those were the only six points the squad scored. Jamaine Blalock led Western in rushing with 16 carries for 51 yards while Knuckles was held to just nine yards on three carries.

### 1997 First Round

#2 Western Illinois 31, #13 Jackson State 24  
Nov. 29 • Macomb, Ill.

#13 Jackson State 7 3 7 7 - 24

#2 W. Illinois 7 7 0 17 - 31

The Leathernecks rallied from a 24-14 deficit early in the fourth quarter on a muddy Hanson Field, and advanced to the second round of the I-AA playoffs for the first time in school history.

The slippery ball helped Western as Jeff Blanch scooped up a fumble and scored from 10 yards out in the second quarter. Dave Watson recovered another Jackson State fumble late in the game to set up the game-winning drive. Aaron Stecker scored both of his touchdowns in the fourth quarter, reaching the endzone on an eight-yard run to bring the Leathernecks within three, 21-24, and on a 15-yard run to put them ahead 31-24. Keith Jones hit a 26-yard field goal in between Stecker touchdown runs to tie the game. Stecker set a Leatherneck playoff record with 244 yards rushing on 37 carries.

### 1997 Quarterfinals

#6 McNeese State 14, #2 Western Illinois 12

Dec. 6 • Macomb, Ill.

#6 McNeese St. 7 0 7 0 - 14

#2 W. Illinois 0 6 0 6 - 12

The Leathernecks' season ended on a heartbreaking note as they lost by two points, despite not allowing a single offensive score.

The Cowboys scored on an interception and on a punt return while Western squandered good scoring chances early on a day that held frigid temperatures that turned Hanson Field into solid ice. The Leathernecks reached first-and-goal twice in the first half, but managed just a pair of field goals, trailing 7-6 at the half. Aaron Stecker pulled Western within two in the fourth quarter, but the two-point conversion failed.

Western had the ball inside McNeese territory twice in the final minutes, but failed to reach field goal range.

### 1998 First Round

#4 Western Illinois 52, #13 Montana 9

Nov. 28 • Macomb, Ill.

#13 Montana 3 0 0 6 - 9

#4 W. Illinois 7 31 14 0 - 52

Mark Zanders tossed three touchdown passes to three different receivers, all in an explosive 31-point second quarter. He hit Brock Smith and Shadrick Washington for the first TD receptions of their careers and connected with Kevin Walsh just 13 seconds before the half.

Zanders threw for a career-high 321 yards and had two receivers with over 100 yards. Washington recorded 118 receiving yards and Walsh tallied 113.

# PLAYOFF HISTORY



## 1998 Quarterfinals

#4 Western Illinois 24, #5 Florida A&M 21  
Dec. 5 • Macomb, Ill.

|                |   |   |   |    |     |
|----------------|---|---|---|----|-----|
| #5 Florida A&M | 3 | 3 | 8 | 7  | -21 |
| #4 W. Illinois | 0 | 0 | 7 | 17 | -24 |

Western used 17 fourth-quarter points to advance to the semifinals of the I-AA playoffs for the first time. Erik Rogers scored all three touchdowns, setting a Leatherneck playoff record.

The Rattlers became the first I-AA team to score more than one touchdown against the Leathernecks all season, accomplishing that in the game's final minute.

## 1998 Semifinals

#1 Georgia Southern 42, #4 Western Illinois 14  
Dec. 12 • Statesboro, Ga.

|                 |    |   |    |   |     |
|-----------------|----|---|----|---|-----|
| #4 W. Illinois  | 0  | 8 | 0  | 6 | -14 |
| #1 Ga. Southern | 14 | 7 | 14 | 7 | -42 |

The Leathernecks' dreams of advancing to the I-AA championship game were ended by the nation's top-ranked team.

Georgia Southern's Greg Hill and Corey Joyner combined for three touchdown passes, including a 51-yarder on the opening drive. Hill threw four touchdown passes and ran for a fifth.

Both of Western's touchdowns came in the air, as Mark Zanders connected with Erik Rogers for a 20-yarder in the second quarter, and with Aaron Stecker on an 83-yard score in the fourth. Stecker's 255 all-purpose yards set a Leatherneck single-game playoff record, and the 83-yard reception was the second-longest in Western's playoff history.

## 2000 First Round

#10 Lehigh 37, #7 Western Illinois 7  
Nov. 25 • Macomb, Ill.

|                |    |    |   |   |     |
|----------------|----|----|---|---|-----|
| #10 Lehigh     | 14 | 16 | 0 | 7 | -37 |
| #7 W. Illinois | 0  | 7  | 0 | 0 | -7  |

Lehigh exploded for 14 points in the first quarter and 16 in the second to upset No. 7 Western Illinois. The Mountain Hawks scored TDs on their first three possessions before the Leathernecks scored on a 12-yard pass from Sam Clemons to J.R. Niklos. Western then recovered an onside kick, but Lehigh blocked a Leatherneck field goal attempt. Lehigh added a field goal with eight seconds remaining in the first half, and gained even more momentum when James Young intercepted a Clemons pass on the final play of the half, returning it 36 yards for a score. The second half was played in a steady rain, as the teams combined for seven turnovers, including six interceptions. The two squads traded interceptions on four consecutive drives.

## 2002 First Round

#2 Western Illinois 48, #6 Eastern Illinois 9  
Nov. 30 • Macomb, Ill.

|                |    |   |   |    |     |
|----------------|----|---|---|----|-----|
| #6 E. Illinois | 0  | 2 | 7 | 0  | -9  |
| #2 W. Illinois | 21 | 6 | 7 | 14 | -48 |

After being ranked 40th in the national preseason polls and predicted to finish fourth in the Gateway, Western won the league's automatic bid and earned homefield advantage throughout the playoffs with a No. 2 seed. With postseason brackets determined by a new regional format, Western Illinois and Eastern Illinois squared off for the first time since 1997. The Leathernecks reached the end zone on three of their four first-quarter drives and took a 27-2 lead at halftime, while the defense limited the Panthers and quarterback Tony Romo to just one touchdown.

## 2002 Quarterfinals

#15 Western Kentucky 31 - #2 Western Illinois 28  
Dec. 7 • Macomb, Ill.

|                 |   |    |   |    |     |
|-----------------|---|----|---|----|-----|
| #15 W. Kentucky | 0 | 7  | 7 | 17 | -31 |
| #2 W. Illinois  | 0 | 14 | 7 | 7  | -28 |

The second round of the playoffs saw the Gateway's co-champions face off in a battle that wasn't decided until the final play from scrimmage. The two squads traded seven-point leads until late in the fourth quarter. The Leathernecks took a 21-14 lead into the fourth, but the Hilltoppers tied the game in the first minute of the final quarter, and took a 28-21 lead with 7:11 remaining on a controversial fumble that was returned 48 yards for a touchdown. Western Illinois tied the game again at 5:22 but left too much time as Western Kentucky hit a 25-yard field goal with :40 left.

Russ Michna completed a Hail Mary at the buzzer to Lawrence Matthews who was tripped up two yards shy of the end zone, but the Hilltoppers were called for pass interference. With no time left on the clock, punter Mike Scifres attempted a 61-yard field goal that fell just a yard shy of sending the game into overtime.

## 2003 First Round

#10 W. Illinois 43 - #11 Montana 40 (2OT)  
Nov. 29 • Missoula, Mont.

|                 |   |    |   |    |   |   |     |
|-----------------|---|----|---|----|---|---|-----|
| #10 W. Illinois | 3 | 13 | 7 | 10 | 7 | 3 | -43 |
| #11 Montana     | 7 | 13 | 7 | 6  | 7 | 0 | -40 |

Justin Langan tied a I-AA record and set a Western Illinois record with five field goals, four in regulation, as the Leathernecks recorded their first-ever playoff win on the road. In front of a hostile crowd of 16,222, Langan's 25-yard field goal tied the game with 1:03 left in regulation. His 25-yarder on the first possession of the second overtime proved to be the game-winner in a back-and-forth battle which saw six lead changes and four ties. Fu'ad Khaleel blocked Montana's 33-yard field goal attempt to seal the Leathernecks' first-round win and hand the Grizzlies just their third loss in 20 postseason home games. In Washington-Grizzly Stadium's 17-year history, Montana had lost just 15 home games.

## 2003 Quarterfinals

#6 Colgate 28 - #9 Western Illinois 27  
Dec. 6 • Hamilton, N.Y.

|                |   |   |   |    |     |
|----------------|---|---|---|----|-----|
| #9 W. Illinois | 3 | 7 | 3 | 14 | -27 |
| #6 Colgate     | 7 | 7 | 0 | 14 | -28 |

Colgate scored on a one-yard run with 1:50 left in the game to end Western's season in the quarterfinal round for a second straight year. Russ Michna completed 20 of 38 passes for 290 yards and one touchdown in a heavy snow storm that dropped 10" of new snow between kickoff and the final buzzer. Western took a 27-21 lead with 7:04 to play, but gave up a long punt return on their next drive which allowed for the one-yard run. The Leathernecks' final drive ended on an interception with just under a minute remaining.

## 2010 Opening Round

#21 Western Illinois 17 - Coastal Carolina 10  
Nov. 27 • Conway, S.C.

|                  |   |    |   |   |     |
|------------------|---|----|---|---|-----|
| #21 W. Illinois  | 0 | 10 | 0 | 7 | -17 |
| Coastal Carolina | 0 | 0  | 7 | 3 | -10 |

Matt Barr scored his second rushing TD of the game with 1:50 remaining, and Kieron James intercepted a pass at the goal line to secure Western's first playoff win since 2003. Western's defense recorded five turnovers, four off interceptions in which two were in the endzone and a third in the redzone. Barr threw for 233 yards and rushed for 45 more with his two TD runs (1 and 5 yards). Victor Visoky, Tyler West and Chris Boone joined James in recording an interception. Kyle Glazier led the defense with 17 tackles (13 solos).

## 2010 Second Round

#2 Appalachian St. 42, #21 Western Illinois 14  
Dec. 4 • Boone, N.C.

|                 |   |    |   |   |     |
|-----------------|---|----|---|---|-----|
| #21 W. Illinois | 7 | 0  | 7 | 0 | -14 |
| #2 App State    | 7 | 21 | 7 | 7 | -42 |

Western jumped on the board first, but the top-seeded Appalachian State Mountaineers scored five unanswered touchdowns in the 42-14 defeat. The game was the first-ever between the two programs and played in a steady snowstorm.

Western was limited to 231 yards of total offense while ASU quarterback DeAndre Presley rushed for 264 yards and two TDs. Kyle Glazier closed out his Western career with a game-high 13 tackles.



# ALL-GATEWAY CONFERENCE

## 1978

Jerry Bey ..... RB  
 Bill Huskisson ..... DL  
 Bill Sibert ..... DB  
 Charlie Skinulis ..... LB  
 Mark Stevenson ..... OL

## 1979

Rod Anderson ..... DB  
 Don Greco ..... OL  
 Mike Maher ..... TE  
 Steve Carpenter ..... DB

## 1980

Rod Anderson ..... DB  
 Don Greco ..... OL  
 Mike Maher ..... TE  
 Alex Tsakiris ..... OL  
 Mike McNulty ..... OL  
 Dace Richardson ..... FB  
 John Stadnik ..... OL

## 1981

**FIRST TEAM**  
 Tim Barbian ..... DL  
 Pat Bayers ..... LB  
 Bill Flodin ..... DB  
 Danny Jenkins ..... RB  
 John Stadnik ..... OL  
 Jerome Stelly ..... RS

**SECOND TEAM**  
 Frank Angulucci ..... TE  
 E.J. Bassette ..... DB  
 Regis Dansill ..... DL  
 Dwayne Harvey ..... WR  
 Kyle Peterson ..... OL  
 Mark Scott ..... DL  
 Percy Tompkins ..... DB  
 Curt Westen ..... OL

## 1982

**FIRST TEAM**  
 Pat Bayers ..... LB  
 Danny Jenkins ..... RB  
 J.D. Johnson ..... DL  
 Jerome Stelly ..... WR  
 Percy Tompkins ..... DB

**SECOND TEAM**  
 Dwayne Harvey ..... WR  
 Todd Selke ..... DE  
 John Stadnik ..... OL  
 Curt Westen ..... OL

## 1983

**FIRST TEAM**  
 Chris Gunderson ..... DL

**SECOND TEAM**  
 Mark Bloom ..... QB  
 Bob Schwartz ..... OL  
 Mark Searcy ..... TE  
 Reggie Silas ..... OL  
 Earl Thompson ..... DB

## 1984

**FIRST TEAM**  
 Chris Gunderson ..... DL  
 Earl Thompson ..... DB  
 Jim Wohrley ..... LB

**SECOND TEAM**  
 Marcus Ballard ..... DB  
 Don Ferguson ..... DB  
 Ken Huddleston ..... WR  
 Jeff McKinney ..... RB  
 Mark Searcy ..... TE  
 Dan Shelby ..... LB  
 Mark Tigges ..... OL  
 Frank Winters ..... OL  
 Barry Woodruff ..... P  
 Paul Zink ..... OL

## 1985

**FIRST TEAM**  
 Barry Woodruff ..... P

**SECOND TEAM**  
 Todd Auer ..... DL  
 Marcus Ballard ..... DB  
 Ken Huddleston ..... WR  
 Mike Hryn ..... LB  
 Bruce McCray ..... DB

## 1986

**FIRST TEAM**  
 Todd Auer ..... DL  
 Marcus Ballard ..... DB  
 Keith Blue ..... OL  
 Mike Hryn ..... LB  
 Frank Winters ..... OC

**SECOND TEAM**  
 Shannon Berry ..... DL  
 Albert Brown ..... WR  
 Brent Westemeyer ..... OL

**HONORABLE MENTION**  
 Bruce McCray ..... DB

## 1987

**FIRST TEAM**  
 Don Beebe ..... WR  
 Keith Blue ..... OL  
 Marty Lomelino ..... LB  
 Mike Krause ..... P

**SECOND TEAM**  
 Tom Bragg ..... TE  
 Bryan Cox ..... DL  
 Brett Grimshaw ..... RB  
 Paul Singer ..... QB  
 Maurice Smith ..... DB  
 Jay Wade ..... DB  
 Martin Williams ..... DL

**HONORABLE MENTION**  
 Layne Bennett ..... PK  
 Rick Renner ..... DL

## 1988

**FIRST TEAM**  
 Armie Gasbarro ..... LB  
 Ron Nesbitt ..... OL  
 Paul Singer ..... QB  
 Jay Wade ..... DB  
 Emrick Wilcox ..... DB  
 Marlin Williams ..... DL  
 Steve Williams ..... WR

**SECOND TEAM**  
 Layne Bennett ..... PK  
 Mike Borich ..... WR  
 Demetrius Davis ..... DL  
 Brett Grimshaw ..... RB  
 Mike Krause ..... P  
 Lorenzo Taylor ..... DB

**HONORABLE MENTION**  
 Bill Hunter ..... DB  
 Rick Ruether ..... DL  
 Presley White ..... LB

## 1989

**FIRST TEAM**  
 Bryan Cox ..... DB  
 Armie Gasbarro ..... LB  
 Mike Krause ..... P  
 Steve Williams ..... WR

**SECOND TEAM**  
 Layne Bennett ..... PK  
 Lorenzo Taylor ..... DB

**HONORABLE MENTION**  
 John Binkowski ..... OL

## 1990

**FIRST TEAM**  
 John Binkowski ..... OL  
 Bryan Cox ..... DB

**SECOND TEAM**  
 Mike Cox ..... RB  
 Lamar McGriggs ..... DB  
 Brad Wagner ..... OC

**HONORABLE MENTION**  
 Joe Allen ..... DB  
 Bernard Holloway ..... RB  
 Paul Weltha ..... OL

## 1991

**FIRST TEAM**  
 Maxie Graham ..... DL

**SECOND TEAM**  
 Elzie Barnett ..... DB  
 Kevin Hart ..... RB  
 Ken McMillan ..... LB  
 Matt Seman ..... PK  
 Steve Turzynski ..... DB  
 Paul Weltha ..... OL

**HONORABLE MENTION**  
 Lance Earl ..... WR  
 Leo Brown ..... DL  
 Max Ford ..... DL

## 1992

**FIRST TEAM**  
 Demeris Johnson ..... WR  
 Jim Hansen ..... OL  
 Rodney Harrison ..... DB  
 Ken McMillan ..... LB  
 Donny Simmons ..... QB

**SECOND TEAM**  
 Joe Belcher ..... DL  
 Steve Decker ..... WR

**HONORABLE MENTION**  
 Richard Huddleston ..... OL  
 Steve Ross ..... WR  
 Ross Schulte ..... P

## 1993

**FIRST TEAM**  
 Rodney Harrison ..... DB  
 Richard Huddleston ..... OL  
 Gunnard Twyner ..... TE

**SECOND TEAM**  
 Shane Brinton ..... DL  
 Ken McMillan ..... LB  
 Danny Magalei ..... DL

**HONORABLE MENTION**  
 Addison Morgan ..... DB  
 Ross Schulte ..... P  
 Brian Tierney ..... OL

## 1994

**FIRST TEAM**  
 Kendall McDonald ..... RB  
 Richard Huddleston ..... OL  
 Buck Phillips ..... RS  
 Rob St. Sauver ..... QB  
 Ross Schulte ..... P  
 Gunnard Twyner ..... WR  
 Jason Vasconez ..... LB

**SECOND TEAM**  
 Keith Jones ..... PK  
 Adam Love ..... OL  
 Frank Spraggins ..... DB

**HONORABLE MENTION**  
 Fabien Bownes ..... WR  
 Harvie Harrington ..... DL  
 Gil Plasencia ..... OL

## 1995

**FIRST TEAM**  
 Marc Afoa ..... DL  
 Buck Phillips ..... DB  
 Buck Phillips ..... RS  
 Gunnard Twyner ..... WR

**SECOND TEAM**  
 Bob Mehorczyk ..... OL  
 Gil Plasencia ..... OL  
 Frank Spraggins ..... DB

**HONORABLE MENTION**  
 Ryan Culver ..... DL  
 Jeff Hecklinski ..... QB  
 Brian Knuckles ..... RB  
 Chris Sabino ..... WR

# ALL-GATEWAY CONFERENCE



## 1996

|                       |    |
|-----------------------|----|
| FIRST TEAM            |    |
| Ryan Culver.....      | DL |
| Chip McPheeters.....  | OL |
| Frank Spraggins.....  | DB |
| SECOND TEAM           |    |
| Vince Bruno.....      | LB |
| Jason Grott.....      | OL |
| Jeff Hecklinski.....  | QB |
| Brian Knuckles.....   | RB |
| Ty Locatelli.....     | LB |
| Lamont Nicholson..... | DB |
| Wayne Stewart.....    | DL |
| HONORABLE MENTION     |    |
| Jamaine Blalock.....  | RS |
| Bob Dymont.....       | OL |
| Andy Edmondson.....   | DL |
| Jon Moffitt.....      | WR |

## 1997

|                      |    |
|----------------------|----|
| FIRST TEAM           |    |
| Jamaine Blalock..... | RS |
| Cyron Brown.....     | DL |
| Jeff Hecklinski..... | QB |
| Chip McPheeters..... | OL |
| Frank Spraggins..... | DB |
| Aaron Stecker.....   | RB |
| SECOND TEAM          |    |
| Jason Grott.....     | OL |
| Keith Jones.....     | PK |
| James Milton.....    | LB |
| Corey Olson.....     | OL |
| Dave Watson.....     | DL |
| HONORABLE MENTION    |    |
| Jeff Baker.....      | P  |
| Jamaine Blalock..... | WR |
| Jim Farrell.....     | WR |
| Theodo Griffin.....  | WR |
| Ed Josephs.....      | RB |

## 1998

|                        |    |
|------------------------|----|
| FIRST TEAM             |    |
| Jeff Baker.....        | P  |
| David Bowens.....      | DL |
| Donnie Caldwell.....   | DB |
| Donnie Caldwell.....   | RS |
| James Milton.....      | LB |
| Aaron Stecker.....     | RB |
| Dave Watson.....       | DL |
| SECOND TEAM            |    |
| Mike Carter.....       | DB |
| Edgerton Hartwell..... | LB |
| Casey Honkomp.....     | OL |
| Joe Lopez.....         | PK |
| HONORABLE MENTION      |    |
| Rich Seubert.....      | TE |
| Derrick Varnado.....   | DB |
| Mark Zanders.....      | QB |

## 1999

|                        |    |
|------------------------|----|
| FIRST TEAM             |    |
| Edgerton Hartwell..... | LB |
| Casey Honkomp.....     | OL |
| Charles Tharp.....     | RB |
| Derrick Varnado.....   | DB |
| Dave Watson.....       | DL |
| HONORABLE MENTION      |    |
| Ashlee Frazier.....    | RS |
| J.R. Niklos.....       | TE |
| Rich Seubert.....      | OL |

## 2000

|                        |    |
|------------------------|----|
| FIRST TEAM             |    |
| Edgerton Hartwell..... | LB |
| J.R. Niklos.....       | TE |
| Will Peterson.....     | DB |
| Mike Scifres.....      | P  |
| Rich Seubert.....      | OL |
| Charles Tharp.....     | RB |
| SECOND TEAM            |    |
| Lee Russell.....       | LB |
| Bobby Starks.....      | WR |
| Reggie Waddell.....    | DB |
| HONORABLE MENTION      |    |
| Sam Clemons.....       | QB |
| Junior Robinson.....   | LB |
| Damon Williams.....    | DB |

## 2001

|                       |    |
|-----------------------|----|
| FIRST TEAM            |    |
| Sam Clemons.....      | QB |
| Frisman Jackson.....  | WR |
| J.R. Niklos.....      | TE |
| Mike Scifres.....     | P  |
| SECOND TEAM           |    |
| Gabe Dunkmann.....    | OL |
| Mike O'Brien.....     | DL |
| Lee Russell.....      | LB |
| HONORABLE MENTION     |    |
| Chad Daun.....        | DL |
| Jason McWilliams..... | LB |
| Damon Williams.....   | DB |

## 2002

|                          |    |
|--------------------------|----|
| FIRST TEAM               |    |
| Victor Campbell.....     | DB |
| Stacy Coleman.....       | WR |
| Fred Layne.....          | OL |
| R.J. Luke.....           | TE |
| Russ Michna.....         | QB |
| Mike O'Brien.....        | DL |
| Lee Russell.....         | LB |
| Mike Scifres.....        | P  |
| SECOND TEAM              |    |
| Brian Ceaser.....        | DL |
| Reggie Gray.....         | RS |
| Justin Langan.....       | PK |
| Travis Washington.....   | DB |
| HONORABLE MENTION        |    |
| Jason McWilliams.....    | LB |
| Cornell Middlebrook..... | LB |
| James Rennick.....       | OL |

## 2003

|                        |    |
|------------------------|----|
| FIRST TEAM             |    |
| Fred Layne.....        | OL |
| Russ Michna.....       | QB |
| Mike O'Brien.....      | DL |
| Lee Russell.....       | LB |
| SECOND TEAM            |    |
| Phil Archer.....       | LB |
| Vinceson Campbell..... | DB |
| Travis Glasford.....   | RB |
| Reggie Gray.....       | WR |
| Jon Kowalysheh.....    | DL |
| James Norris.....      | RS |
| Travis Washington..... | DB |
| HONORABLE MENTION      |    |
| Chad Daun.....         | DL |
| Terrence Hall.....     | WR |
| Justin Langan.....     | PK |

## 2004

|                      |    |
|----------------------|----|
| FIRST TEAM           |    |
| Travis Glasford..... | RB |
| Fred Layne.....      | OL |
| James Norris.....    | RS |
| SECOND TEAM          |    |
| Wyatt Green.....     | LB |
| Michael Woods.....   | DB |
| HONORABLE MENTION    |    |
| Reggie Gray.....     | WR |
| Justin Langan.....   | PK |
| James Norris.....    | WR |
| Pat Ryan.....        | DL |

## 2005

|                      |    |
|----------------------|----|
| SECOND TEAM          |    |
| Travis Glasford..... | RB |
| Reggie Gray.....     | WR |
| Chad Walker.....     | OL |
| Piana Lukabu.....    | DL |
| Wyatt Green.....     | LB |
| HONORABLE MENTION    |    |
| Steve LaFalce.....   | QB |
| Marco Thomas.....    | WR |
| Milan Woodard.....   | DB |

## 2006

|                     |    |
|---------------------|----|
| FIRST TEAM          |    |
| Marco Thomas.....   | WR |
| SECOND TEAM         |    |
| Jerome Bennett..... | LB |
| Herb Donaldson..... | RB |
| Fu'ad Khaleel.....  | DB |
| Chad Walker.....    | OL |
| HONORABLE MENTION   |    |
| Darron Boone.....   | DL |
| Carl Sims.....      | WR |
| Jason Williams..... | LB |

## 2007

|                         |    |
|-------------------------|----|
| FIRST TEAM              |    |
| Herb Donaldson.....     | RB |
| Javid Milton.....       | FB |
| Josh Galloway.....      | DL |
| Taylor Rowan.....       | PK |
| Patrick Stoudamire..... | DB |
| Jason Williams.....     | LB |
| SECOND TEAM             |    |
| Robert Hodges.....      | DB |
| Drew Sweeney.....       | OL |
| Victor Visoky.....      | DL |
| HONORABLE MENTION       |    |
| Jerome Bennett.....     | LB |
| Travis Cherry.....      | LB |
| Carl Sims.....          | WR |

## 2008

|                         |    |
|-------------------------|----|
| FIRST TEAM              |    |
| Herb Donaldson.....     | RB |
| Josh Galloway.....      | DE |
| Dre Gibbs.....          | FB |
| Reshad Jones.....       | OL |
| Taylor Rowan.....       | PK |
| Patrick Stoudamire..... | CB |
| Jason Williams.....     | LB |
| SECOND TEAM             |    |
| Mike McEachern.....     | DB |
| HONORABLE MENTION       |    |
| Travis Cherry.....      | LB |
| Kyle Glazier.....       | LB |
| Victor Visoky.....      | DL |

## 2009

|                         |    |
|-------------------------|----|
| FIRST TEAM              |    |
| Patrick Stoudamire..... | DB |
| Todd Speight.....       | RS |
| SECOND TEAM             |    |
| Dre Gibbs.....          | RB |
| Kyle Glazier.....       | LB |
| HONORABLE MENTION       |    |
| Josh Gabelmann.....     | FB |
| Lito Senatus.....       | WR |

## 2010

|                       |    |
|-----------------------|----|
| FIRST TEAM            |    |
| Matt Barr.....        | QB |
| Kyle Glazier.....     | LB |
| Mike Lamphear.....    | OL |
| Lito Senatus.....     | WR |
| SECOND TEAM           |    |
| Mike Stieren.....     | DL |
| HONORABLE MENTION     |    |
| Josh Gabelmann.....   | FB |
| Brandon Kreczmer..... | LB |
| Drew Helt.....        | TE |

## 2011

|                       |    |
|-----------------------|----|
| FIRST TEAM            |    |
| Terriun Crump.....    | WR |
| SECOND TEAM           |    |
| Kevin Palermo.....    | LB |
| HONORABLE MENTION     |    |
| Dwight Harris.....    | DE |
| Kieron James.....     | DB |
| Jimmy Holtschlag..... | OL |



# ALL-MISSOURI VALLEY

## 2012

SECOND TEAM  
 Martinez Davis ..... DB  
 HONORABLE MENTION  
 Ryan Demming ..... DL  
 Jimmy Holtschlag ..... OL  
 J.J. Raffelson ..... LB  
 Jonathon Rollins ..... DB

## 2013

SECOND TEAM  
 Martinez Davis ..... DB  
 Jimmy Holtschlag ..... OL  
 HONORABLE MENTION  
 J.C. Baker ..... RB  
 Ryan Demming ..... DL  
 Antoine Ford ..... RS  
 Kevin Kintzel ..... LB

## 2014

FIRST TEAM  
 Lance Lenoir, Jr. .... WR  
 SECOND TEAM  
 Kevin Kintzel ..... LB  
 HONORABLE MENTION  
 J.C. Baker ..... RB  
 Trenton Norvell ..... QB  
 Matt Zobrist ..... OL



Lance Lenoir, Jr.



Kevin Kintzel

## Missouri Valley Football Conference ALL-NEWCOMER TEAM

### 1994

Keith Jones ..... PK  
 Buck Phillips (Newcomer of the Year) .DB  
 Chris Sabino ..... WR  
 Frank Spraggins ..... DB

### 1995

Jeff Hecklinski ..... QB  
 Brian Knuckles ..... RB  
 Darryl Mitchell ..... DB

### 1996

Jamaine Blalock ..... RB  
 Dustin Blount ..... DB  
 Vince Bruno (Newcomer of the Year) .LB  
 Bob Dymant ..... OL  
 Brad Freeman ..... DB  
 Thedo Griffin ..... WR  
 Jason Grott ..... OL  
 Ty Locatelli ..... LB  
 Jon Moffit ..... WR

### 1997

Cyron Brown ..... DL  
 Donnie Caldwell ..... DB  
 Jim Farrell ..... WR  
 James Milton ..... LB  
 Aaron Stecker (Newcomer of the Year) .RB  
 Dave Watson ..... DL

### 1998

David Bowens (Newcomer of the Year) .DL  
 Abie Camacho ..... DL  
 Sam Elmore ..... DB  
 Edgerton Hartwell ..... LB

### 1999

K.J. Friday ..... DB  
 Mike Scifres ..... P  
 Bobby Starks ..... WR  
 Charles Tharp (Newcomer of the Year) .RB

### 2000

Sam Clemons ..... QB  
 Chad Daun ..... DL  
 Frisman Jackson ..... QB  
 Mike Newman ..... OL  
 Jamarl O'Neil ..... WR  
 Will Peterson ..... DB  
 Lee Russell (Freshman of the Year) ..LB  
 Reggie Waddell ..... DB

### 2001

Carlos Daniels ..... RB  
 Terry Tharps ..... RS  
 Cornell Middlebrook ..... LB

## 2002

Victor Campbell ..... DB  
 Travis Glasford ..... RB  
 Reggie Gray ..... WR/RS  
 Terrence Hall ..... WR  
 Jon Kowalyszen ..... DL  
 R.J. Luke ..... TE  
 Travis Washington ..... DB

## 2003

Phil Archer ..... LB  
 James Norris ..... RS

## 2004

Travis Cherry ..... LB  
 Michael Woods ..... DB

## 2005

Jerome Bennett ..... LB  
 Piana Lukabu ..... DL  
 Trokon Tompo ..... DB  
 Michael Kasprak ..... LB

## 2006

Patrick Stoudamire ..... DB  
 J.R. Zwierzynski ..... TE

## 2007

Matt Barr ..... QB  
 Josh Galloway ..... DL  
 Victor Visoky ..... DL

## 2008

Teague Dentino ..... DL  
 Tim Franken ..... DB  
 Kevin Palermo ..... LB  
 Lito Senatus ..... WR

## 2009

Justin Rideau ..... WR

## 2010

Ryan Davis ..... DB  
 Bryce Flowers ..... RB  
 Caulton Ray ..... RB

## 2011

Theon Dixon ..... LB  
 Nikko Watson ..... RB

## 2012

J.J. Raffelson ..... LB  
 Fredson Salomon ..... WR/RS

## 2013

J.C. Baker ..... RB  
 Trenton Norvell ..... QB  
 Lance Lenoir, Jr. .... WR

## 2014

Kris Harley ..... DL



Kris Harley

# ACADEMIC ALL-CONFERENCE



## 1994

|                                       |    |
|---------------------------------------|----|
| FIRST TEAM                            |    |
| Tim Ardis .....                       | FB |
| HONORABLE MENTION                     |    |
| Ray Rudnick .....                     | C  |
| PRESIDENT'S ACADEMIC EXCELLENCE AWARD |    |
| Tim Ardis .....                       | FB |

## 1995

|                        |    |
|------------------------|----|
| FIRST TEAM             |    |
| Rion Rhoades .....     | LB |
| SECOND TEAM            |    |
| Ray Rudnick .....      | LB |
| HONORABLE MENTION      |    |
| Aaron Franklin .....   | NB |
| Matt Pleviak .....     | NB |
| Glenn Waterhouse ..... | LB |

## 1996

|                      |    |
|----------------------|----|
| FIRST TEAM           |    |
| Don Shymkewich ..... | DE |

## 1997

|                       |    |
|-----------------------|----|
| FIRST TEAM            |    |
| Jim Farrell .....     | WR |
| SECOND TEAM           |    |
| Jeff Hecklinski ..... | QB |
| Ty Locatelli .....    | LB |
| Josh McCall .....     | OL |
| HONORABLE MENTION     |    |
| Don Shymkewich .....  | DL |
| Jim VanVlymen .....   | OL |

## 1998

|                                       |    |
|---------------------------------------|----|
| FIRST TEAM                            |    |
| Joe Lopez .....                       | PK |
| Josh McCall .....                     | OL |
| HONORABLE MENTION                     |    |
| Damon Stewart .....                   | DB |
| Dave Watson .....                     | DL |
| Mark Zanders .....                    | QB |
| PRESIDENT'S ACADEMIC EXCELLENCE AWARD |    |
| Damon Stewart .....                   | DB |

## 1999

|                                       |    |
|---------------------------------------|----|
| FIRST TEAM                            |    |
| Joe Lopez .....                       | PK |
| SECOND TEAM                           |    |
| Josh McCall .....                     | OL |
| PRESIDENT'S ACADEMIC EXCELLENCE AWARD |    |
| Joe Lopez .....                       | PK |
| Josh Richardson .....                 | OL |

## 2000

|                                       |    |
|---------------------------------------|----|
| FIRST TEAM                            |    |
| Joe Lopez .....                       | PK |
| SECOND TEAM                           |    |
| Bobby Starks .....                    | WR |
| PRESIDENT'S ACADEMIC EXCELLENCE AWARD |    |
| Joe Lopez .....                       | PK |

## 2001

|                   |    |
|-------------------|----|
| SECOND TEAM       |    |
| Russ Michna ..... | QB |

## 2002

|                                       |    |
|---------------------------------------|----|
| FIRST TEAM                            |    |
| Justin Langan .....                   | PK |
| Russ Michna .....                     | QB |
| SECOND TEAM                           |    |
| Attley Lawson .....                   | RB |
| PRESIDENT'S ACADEMIC EXCELLENCE AWARD |    |
| Russ Michna .....                     | QB |

## 2003

|                                       |    |
|---------------------------------------|----|
| FIRST TEAM                            |    |
| Perry Cox .....                       | OL |
| Justin Langan .....                   | PK |
| Russ Michna .....                     | QB |
| Lee Russell .....                     | LB |
| HONORABLE MENTION                     |    |
| Reggie Gray .....                     | WR |
| PRESIDENT'S ACADEMIC EXCELLENCE AWARD |    |
| Russ Michna .....                     | QB |

## 2004

|                                       |    |
|---------------------------------------|----|
| FIRST TEAM                            |    |
| Perry Cox .....                       | OL |
| Justin Langan .....                   | PK |
| SECOND TEAM                           |    |
| Steve LaFalce .....                   | QB |
| HONORABLE MENTION                     |    |
| Michael Kasprak .....                 | LB |
| PRESIDENT'S ACADEMIC EXCELLENCE AWARD |    |
| Perry Cox .....                       | OL |
| Justin Langan .....                   | PK |

## 2005

|                                       |    |
|---------------------------------------|----|
| FIRST TEAM                            |    |
| Perry Cox .....                       | OL |
| Steve LaFalce .....                   | QB |
| SECOND TEAM                           |    |
| Wyatt Green .....                     | LB |
| HONORABLE MENTION                     |    |
| Travis Cherry .....                   | LB |
| Michael Kasprak .....                 | LB |
| PRESIDENT'S ACADEMIC EXCELLENCE AWARD |    |
| Perry Cox .....                       | OL |

## 2006

|                                       |    |
|---------------------------------------|----|
| FIRST TEAM                            |    |
| Steve LaFalce .....                   | QB |
| SECOND TEAM                           |    |
| Herb Donaldson .....                  | RB |
| Frank Valle .....                     | OL |
| PRESIDENT'S ACADEMIC EXCELLENCE AWARD |    |
| Steve LaFalce .....                   | QB |
| Steve Sowers .....                    | TE |

## 2007

|                                       |       |
|---------------------------------------|-------|
| FIRST TEAM                            |       |
| Travis Cherry .....                   | LB    |
| Herb Donaldson .....                  | RB    |
| HONORABLE MENTION                     |       |
| Chad Groenhagen .....                 | DL    |
| Tim Jackson .....                     | DB/RS |
| PRESIDENT'S ACADEMIC EXCELLENCE AWARD |       |
| Travis Cherry .....                   | LB    |

## 2008

|                                       |    |
|---------------------------------------|----|
| FIRST TEAM                            |    |
| Matt Barr .....                       | QB |
| Herb Donaldson .....                  | RB |
| SECOND TEAM                           |    |
| Travis Cherry .....                   | LB |
| Kyle Glazier .....                    | LB |
| HONORABLE MENTION                     |    |
| Drew Helt .....                       | TE |
| PRESIDENT'S ACADEMIC EXCELLENCE AWARD |    |
| Travis Cherry .....                   | LB |
| Eric Lines .....                      | LB |

## 2009

|                                       |    |
|---------------------------------------|----|
| FIRST TEAM                            |    |
| Matt Barr .....                       | QB |
| Kyle Glazier .....                    | LB |
| HONORABLE MENTION                     |    |
| Myers Hendrickson .....               | WR |
| Rick Richardson .....                 | FB |
| PRESIDENT'S ACADEMIC EXCELLENCE AWARD |    |
| Matt Barr .....                       | QB |

## 2010

|                         |    |
|-------------------------|----|
| FIRST TEAM              |    |
| Matt Barr .....         | QB |
| Kyle Glazier .....      | LB |
| SECOND TEAM             |    |
| Myers Hendrickson ..... | WR |
| HONORABLE MENTION       |    |
| Josh Gabelmann .....    | FB |
| Drew Helt .....         | TE |
| Victor Visoky .....     | DL |

## 2011

|                         |       |
|-------------------------|-------|
| FIRST TEAM              |       |
| Jimmy Holtschlag .....  | OL    |
| Myers Hendrickson ..... | WR/PR |
| Kevin Palermo .....     | LB    |
| SECOND TEAM             |       |
| Mike Harmon .....       | FB    |
| HONORABLE MENTION       |       |
| Jordan Valle .....      | OL    |

## 2012

|                        |      |
|------------------------|------|
| FIRST TEAM             |      |
| Jimmy Holtschlag ..... | OL   |
| Wil Lunt .....         | QB   |
| HONORABLE MENTION      |      |
| Pat Smith .....        | P/PK |
| Jamel Wilmore .....    | LB   |

## 2013

|                        |    |
|------------------------|----|
| FIRST TEAM             |    |
| Jimmy Holtschlag ..... | OL |
| SECOND TEAM            |    |
| Chip Holtschlag .....  | DL |

## 2014

|                       |    |
|-----------------------|----|
| SECOND TEAM           |    |
| Chip Holtschlag ..... | DL |



# PLAYER OF THE WEEK

## 1985

Ron Johnson, DE ..... September 21  
Jeff McKinney, RB ..... October 26

## 1986

Todd Auer, DT ..... September 13  
Mike Hryn, LB ..... September 20  
Mike Hryn, LB ..... September 27  
Paul Singer, QB ..... November 1

## 1987

Marty Lomelino, LB ..... September 7  
Paul Singer, QB ..... September 14  
Paul Singer, QB ..... September 21  
Paul Singer, QB ..... September 28  
Marty Lomelino, LB ..... October 12  
Paul Singer, QB (Co) ..... November 16

## 1988

Armie Gasbarrro, LB ..... September 3  
Paul Singer, QB ..... September 10  
Paul Singer, QB ..... September 17  
Paul Singer, QB ..... September 24  
Jay Wade, CB ..... October 15  
Brett Grimshaw, RB ..... October 22  
Rich Ruether, DT ..... November 12

## 1989

Gene Benhart, QB ..... September 23  
Pablo Luis, WR ..... September 23  
Armie Gasbarrro, LB ..... October 1  
Bryan Cox, NB ..... October 8

## 1990

Joe Allen, NB ..... October 1  
Thad Trump, LB ..... October 29  
Bryan Cox, NB ..... November 5

## 1991

Ken McMillan, LB ..... September 9  
Don Simmons, QB ..... October 14  
Steve Turzynski, NB ..... October 28  
Brent Harbold, DE ..... November 11

## 1992

Rodney Harrison, FS ..... October 3  
Rodney Harrison, FS ..... October 17  
Donny Simmons, QB ..... October 24  
Donny Simmons, QB ..... October 31  
Donny Simmons, QB ..... November 7

## 1993

Ken McMillan, LB ..... September 20  
Ken McMillan, LB ..... September 27  
Rodney Harrison, FS ..... October 4  
Richard Huddleston, OG-O Line ..... October 18  
Brian Tierney, OG-O Line ..... October 25  
Rory Lee, RS-Special Teams ..... October 25

Rory Lee, RS-Special Teams ..... November 15  
Rodney Harrison, FS ..... November 22

## 1994

Buck Phillips, PR-Special Teams ..... September 3  
Frank Spraggin, CB ..... September 24  
Ross Schulte, P-Special Teams ..... October 1  
Rob St. Sauver, QB ..... October 15  
Richard Huddleston, OG-O Line ..... October 15  
Kendall McDonald, RB ..... October 22  
Gil Plasencia, OL-O Line ..... October 22  
Kendall McDonald, RB ..... November 5  
Jason Vasconez, LB ..... November 5  
Rob St. Sauver, QB ..... November 12  
Rob St. Sauver, QB ..... November 19  
Richard Huddleston, OG-O Line ..... November 19  
Buck Phillips, PR-Special Teams ..... November 19

## 1995

Chris Sabino, WR ..... September 16  
Frank Spraggin, CB ..... September 16  
Brian Knuckles, RB ..... October 28  
Gil Plasencia, OL-O Line ..... October 28  
Bob Mehorczyk, C-O Line ..... November 18

## 1996

Frank Spraggin, FS ..... August 31  
Brian Knuckles, RB ..... September 7  
Chip McPheeters, C-O Line ..... September 7  
Bob Dymont, OT-O Line ..... September 14  
Vince Bruno, LB ..... October 19  
Jason Grott, RB-O Line ..... October 19  
Don Shymkewich, DE ..... October 26  
Daron Duke, OG-O Line ..... October 26  
Jeff Baker, P-Special Teams ..... October 26  
Ryan Culver, DT ..... November 2  
Dustin Blount, ST-Special Teams ..... November 9

## 1997

Jamaine Blalock, WR ..... August 30  
Keith Jones, PK-Special Teams ..... August 30  
Aaron Stecker, RB ..... September 6  
Aaron Stecker, RB ..... September 13  
Jeff Hecklinski, QB ..... October 4  
Aaron Stecker, RB ..... October 11  
Frank Spraggin, FS-Special Teams ..... October 11  
Chip McPheeters, C-O Line ..... October 18  
Aaron Stecker, RB ..... October 25  
Cyron Brown, DE ..... October 25  
Corey Olson, OT-O Line ..... October 25  
Aaron Stecker, RB ..... November 1  
Corey Olson, OT-O Line ..... November 8  
Aaron Stecker, RB ..... November 22  
Jason Grott, OL-O Line ..... November 22  
Jeff Baker, P-Special Teams ..... November 22

## 1998

James Milton, LB ..... September 5  
Jeff Baker, P-Special Teams ..... September 12  
Jeff Baker, P-Special Teams ..... September 19  
David Bowens, DE ..... September 26  
Aaron Stecker, RB ..... October 3  
James Milton, LB ..... October 3

Ryan Taylor, DB ..... October 10  
Joe Lopez, PK-Special Teams ..... October 10  
Jeff Baker, P-Special Teams ..... October 17  
Aaron Stecker, RB ..... October 24  
David Bowens, DE ..... October 24  
Rich Seubert, OL-O Line ..... October 24  
Donnie Caldwell, RS-Special Teams ..... October 31  
Dave Watson, DE ..... November 7  
Jeff Baker, P-Special Teams ..... November 7

## 1999

Rich Seubert, OL-O Line ..... September 5  
K.J. Friday, DB ..... September 12  
Ashlee Frazier, RS-Special Teams ..... September 12  
Dave Watson, DL ..... September 19  
Edgerton Hartwell, LB ..... October 10  
Mark Zanders, QB ..... October 17  
Casey Honkomp, OL-O Line ..... October 17

## 2000

J.R. Jenkins, DB ..... September 9  
Mike Scifres, P-Special Teams ..... September 9  
Justin Thies, OL-O Line ..... September 16  
Charles Tharp, RB ..... September 23  
Keith Roettgen, OL-O Line ..... September 23  
Joe Lopez, PK-Special Teams ..... September 23  
Ashlee Frazier, RS-Special Teams ..... September 30  
Rich Seubert, OL-O Line ..... October 7  
Edgerton Hartwell, LB ..... October 14  
Mike Scifres, P-Special Teams ..... October 14  
Mike Scifres, P-Special Teams ..... October 21  
Rich Seubert, OL-O Line ..... October 28  
Charles Tharp, RB ..... November 18  
Mike Scifres, P/PK-Special Teams ..... November 18

## 2001

Jason McWilliams, LB ..... September 1  
Justin Langan, PK-Special Teams ..... September 29  
Frisman Jackson, WR ..... October 6  
Sam Clemons, QB ..... November 17

## 2002

Lee Russell, LB ..... August 31  
Mike Scifres, P-Special Teams ..... August 31  
Cornell Middlebrook, LB ..... September 14  
James Rennick, OL-O Line ..... September 14  
Mike Scifres, P-Special Teams ..... September 14  
Justin Langan, PK-Special Teams ..... September 21  
Justin Langan, PK-Special Teams ..... October 26  
Reggie Gray, RS-Special Teams ..... November 2  
Cornell Middlebrook, LB ..... November 9

## 2003

James Norris, RS-Special Teams ..... September 6  
Lee Russell, LB ..... September 13  
Russ Michna, QB ..... September 20  
Travis Washington, DB ..... October 4  
Travis Glasford, RB ..... October 11  
Lee Russell, LB ..... October 11  
Reggie Gray, RS-Special Teams ..... October 25

# PLAYER OF THE WEEK



## 2004

James Norris, RS-Special Teams..... September 4  
 Travis Glasford, RB ..... September 11  
 Kris Coffee, Special Teams..... September 25  
 Travis Glasford, RB ..... October 2  
 Travis Glasford, RB ..... October 9  
 James Norris, RS-Special Teams..... October 9  
 Steve LaFalce, QB ..... October 16

## 2005

Wyatt Green, LB ..... October 29  
 Chad Walker, LT-O Line..... October 29

## 2006

Jason Williams, LB ..... September 2  
 Jerome Bennett, LB..... October 28  
 Herb Donaldson, RB..... November 4  
 Chad Walker, OL-O Line..... November 4

## 2007

Patrick Stoudamire, DB ..... September 1  
 Taylor Rowan, PK-Special Teams.... September 1  
 Taylor Rowan, PK-Special Teams.. September 15  
 Taylor Rowan, PK-Special Teams.. September 22  
 Jason Williams, LB ..... September 22  
 Herb Donaldson, RB..... October 13  
 Anthony D'Astice, LB-Special Teams . October 13  
 Herb Donaldson, RB..... October 27  
 Drew Sweeney, OL-O Line ..... October 27

## 2008

Herb Donaldson, RB..... August 30  
 Jason Williams, LB ..... August 30  
 Taylor Rowan, PK-Special Teams.... September 6  
 Herb Donaldson, RB..... October 4  
 Reshad Jones, OL-O Line ..... October 4  
 Chris Fuchs, P-Special Teams..... October 11  
 Herb Donaldson, RB..... November 15

## 2009

Matt Barr, QB ..... September 5  
 Mike Lamphear, OT-O Line ..... September 5  
 Todd Speight, RS-Special Teams .. September 19

## 2010

Bryce Flowers, RB-Newcomer..... September 4  
 Matt Barr, QB ..... September 18  
 Bryce Flowers, RB-Newcomer..... September 25  
 Matt Barr, QB ..... October 16  
 Kyle Glazier, LB ..... October 23  
 Matt Barr, QB ..... October 30  
 Mike Lamphear, OT-O Line ..... October 30  
 Pat Smith, PK-Special Teams..... November 20  
 Bryce Flowers, RB-Newcomer..... November 20

## 2011

Terriun Crump, WR..... October 3  
 Jimmy Holtschlag, OT-O Line..... October 3  
 Josh Hudson, QB-Newcomer ..... October 3

## 2012

Pat Smith, PK-Special Teams..... September 3  
 Fredson Salomon, WR-Newcomer..... October 9

## 2013

Dallas Nichols, DB-Newcomer..... September 1  
 Trenton Norvell, QB-Newcomer..... September 8  
 J.C. Baker, RB-Newcomer..... September 29  
 Sean Sullivan, OL-Lineman..... September 29  
 Trenton Norvell, QB-Co Newcomer.... October 28  
 Hi-C Scott, WR-Co Newcomer ..... October 28

## 2014

Matt Zobrist, OL-Lineman..... October 5  
 Trenton Norvell, QB-Offensive..... October 12  
 Lance Lenoir, Jr., WR-Offensive ..... October 19  
 Trenton Norvell, QB-Offensive..... November 9

## Multiple MVFC First Team Honorees

Keith Blue (OL) ..... 1986-87  
 Bryan Cox (DB) ..... 1989-90  
 Herb Donaldson (RB) ..... 2007-08  
 Josh Galloway (DL) ..... 2007-08  
 Armie Gasbarro (LB) ..... 1988-89  
 Rodney Harrison (DB) ..... 1992-93  
 Edgerton Hartwell (LB) ..... 1999-2000  
 Richard Huddleston (OL)..... 1993-94  
 Fred Layne (OL) ..... 2002-03-04  
 Chip McPheeters (OL)..... 1996-97  
 Russ Michna (QB) ..... 2002-03  
 J.R. Niklos (TE) ..... 2000-01  
 Mike O'Brien (DL)..... 2002-03  
 Buck Phillips (RS)..... 1994-95  
 Taylor Rowan (PK)..... 2007-08  
 Lee Russell (LB) ..... 2002-03  
 Mike Scifres (P) ..... 2000-01-02  
 Frank Spraggins (DB)..... 1996-97  
 Aaron Stecker (RB) ..... 1997-98  
 Patrick Stoudamire (CB)..... 2007-08-09  
 Charles Tharp (RB) ..... 1999-2000  
 Gunnard Twyner (WR)..... 1993-95  
 Dave Watson (DL) ..... 1998-99  
 Jason Williams (LB)..... 2007-08  
 Steve Williams (WR)..... 1988-89

## Multiple MVFC 1st Team All-Academic

Matt Barr (QB) ..... 2008-09-10  
 Perry Cox (OL) ..... 2003-04-05  
 Herb Donaldson (RB) ..... 2007-08  
 Kyle Glazier (LB) ..... 2009-10  
 Jimmy Holtschlag (OL) ..... 2011-12-13  
 Steve LaFalce (QB) ..... 2005-06  
 Justin Langan (PK) ..... 2002-03-04  
 Joe Lopez (PK)..... 1998-99-2000  
 Russ Michna (QB) ..... 2002-03

### Overall 3-time selections (1st/2nd/HM)

Matt Barr (QB) ..... 2008-09-10  
 Perry Cox (OL) ..... 2003-04-05  
 Herb Donaldson (RB) ..... 2006-07-08  
 Kyle Glazier (LB) ..... 2008-09-10  
 Steve LaFalce (QB) ..... 2004-05-06  
 Justin Langan (PK) ..... 2002-03-04  
 Joe Lopez (PK)..... 1998-99-2000  
 Josh McCall (OL)..... 1997-98-99  
 Russ Michna (QB) ..... 2001-02-03  
 -- eligible starting sophomore year, maximum times named is three



# CONFERENCE STANDINGS

## 1985

|                   |                   |
|-------------------|-------------------|
| GFC               | Overall           |
| UNI               | 5-0 ..... 11-2    |
| Missouri State    | 2-2-1 ..... 6-4-1 |
| Western Illinois  | 2-3 ..... 6-5     |
| Southern Illinois | 2-3 ..... 4-7     |
| Eastern Illinois  | 2-3 ..... 6-5     |
| Illinois State    | 1-3-1 ..... 6-3-2 |

## 1986

|                   |                 |
|-------------------|-----------------|
| GFC               | Overall         |
| Eastern Illinois  | 5-1 ..... 11-2  |
| Southern Illinois | 4-2 ..... 7-4   |
| UNI               | 4-2 ..... 7-3-1 |
| Illinois State    | 3-3 ..... 5-5   |
| Western Illinois  | 2-4 ..... 6-5   |
| Indiana State     | 1-5 ..... 3-8   |
| Missouri State    | 1-5 ..... 3-7   |

## 1987

|                   |                |
|-------------------|----------------|
| GFC               | Overall        |
| UNI               | 6-0 ..... 10-4 |
| Western Illinois  | 5-1 ..... 7-4  |
| Eastern Illinois  | 3-3 ..... 5-6  |
| Missouri State    | 3-3 ..... 5-6  |
| Indiana State     | 2-4 ..... 5-6  |
| Southern Illinois | 2-4 ..... 3-8  |
| Illinois State    | 0-6 ..... 3-7  |

## 1988

|                   |                |
|-------------------|----------------|
| GFC               | Overall        |
| Western Illinois  | 6-0 ..... 10-2 |
| Missouri State    | 4-2 ..... 5-5  |
| Indiana State     | 4-2 ..... 5-6  |
| UNI               | 3-3 ..... 5-6  |
| Eastern Illinois  | 2-4 ..... 5-6  |
| Southern Illinois | 2-4 ..... 4-7  |
| Illinois State    | 0-6 ..... 1-10 |

## 1989

|                   |                |
|-------------------|----------------|
| GFC               | Overall        |
| Missouri State    | 5-1 ..... 10-3 |
| Eastern Illinois  | 4-2 ..... 9-4  |
| UNI               | 4-2 ..... 8-3  |
| Illinois State    | 4-2 ..... 5-6  |
| Indiana State     | 2-4 ..... 4-7  |
| Western Illinois  | 1-5 ..... 4-7  |
| Southern Illinois | 1-5 ..... 2-9  |

## 1990

|                   |               |
|-------------------|---------------|
| GFC               | Overall       |
| Missouri State    | 5-1 ..... 9-3 |
| UNI               | 5-1 ..... 8-4 |
| Eastern Illinois  | 3-3 ..... 5-6 |
| Illinois State    | 3-3 ..... 5-6 |
| Western Illinois  | 3-3 ..... 3-8 |
| Indiana State     | 1-5 ..... 4-7 |
| Southern Illinois | 1-5 ..... 2-9 |

## 1991

|                   |                 |
|-------------------|-----------------|
| GFC               | Overall         |
| UNI               | 5-1 ..... 11-2  |
| Western Illinois  | 4-2 ..... 7-4-1 |
| Southern Illinois | 4-2 ..... 7-4   |
| Missouri State    | 3-3 ..... 6-4-1 |
| Indiana State     | 2-4 ..... 5-6   |
| Eastern Illinois  | 2-4 ..... 4-7   |
| Illinois State    | 1-5 ..... 5-6   |

## 1992

|                   |                |
|-------------------|----------------|
| GFC               | Overall        |
| UNI               | 5-1 ..... 12-2 |
| Western Illinois  | 4-2 ..... 7-4  |
| Missouri State    | 4-2 ..... 6-5  |
| Eastern Illinois  | 2-4 ..... 5-6  |
| Illinois State    | 2-4 ..... 5-6  |
| Indiana State     | 2-4 ..... 4-7  |
| Southern Illinois | 2-4 ..... 4-7  |

## 1993

|                   |                   |
|-------------------|-------------------|
| GFC               | Overall           |
| UNI               | 5-1 ..... 8-4     |
| Missouri State    | 4-2 ..... 7-4     |
| Western Illinois  | 4-2 ..... 4-7     |
| Illinois State    | 2-3-1 ..... 6-4-1 |
| Eastern Illinois  | 2-3-1 ..... 3-7-1 |
| Indiana State     | 2-4 ..... 4-7     |
| Southern Illinois | 1-5 ..... 2-9     |

## 1994

|                   |                 |
|-------------------|-----------------|
| GFC               | Overall         |
| UNI               | 6-0 ..... 8-4   |
| Western Illinois  | 4-2 ..... 8-3   |
| Eastern Illinois  | 4-2 ..... 8-3   |
| Illinois State    | 3-3 ..... 5-5-1 |
| Indiana State     | 2-4 ..... 5-6   |
| Missouri State    | 2-4 ..... 4-7   |
| Southern Illinois | 0-6 ..... 1-10  |

## 1995

|                   |                |
|-------------------|----------------|
| GFC               | Overall        |
| Eastern Illinois  | 5-1 ..... 10-2 |
| UNI               | 5-1 ..... 8-5  |
| Indiana State     | 3-3 ..... 7-4  |
| Illinois State    | 3-3 ..... 5-6  |
| Southern Illinois | 2-4 ..... 5-6  |
| Western Illinois  | 2-4 ..... 4-7  |
| Missouri State    | 1-5 ..... 4-7  |

## 1996

|                   |                |
|-------------------|----------------|
| GFC               | Overall        |
| UNI               | 5-0 ..... 12-2 |
| Western Illinois  | 3-2 ..... 9-3  |
| Missouri State    | 3-2 ..... 7-4  |
| Indiana State     | 3-2 ..... 6-5  |
| Southern Illinois | 1-4 ..... 5-6  |
| Illinois State    | 0-5 ..... 3-8  |

## 1997

|                   |                |
|-------------------|----------------|
| GFC               | Overall        |
| Western Illinois  | 6-0 ..... 11-2 |
| UNI               | 5-1 ..... 7-4  |
| Youngstown State  | 4-2 ..... 13-2 |
| Missouri State    | 3-3 ..... 5-6  |
| Indiana State     | 2-4 ..... 3-8  |
| Southern Illinois | 1-5 ..... 3-8  |
| Illinois State    | 0-6 ..... 2-9  |

## 1998

|                   |                |
|-------------------|----------------|
| GFC               | Overall        |
| Western Illinois  | 5-1 ..... 11-3 |
| Illinois State    | 4-2 ..... 8-4  |
| UNI               | 3-3 ..... 7-4  |
| Youngstown State  | 3-3 ..... 6-5  |
| Missouri State    | 3-3 ..... 5-6  |
| Indiana State     | 2-4 ..... 5-6  |
| Southern Illinois | 1-5 ..... 3-8  |

## 1999

|                   |                |
|-------------------|----------------|
| GFC               | Overall        |
| Illinois State    | 6-0 ..... 11-3 |
| Youngstown State  | 5-1 ..... 12-3 |
| UNI               | 3-3 ..... 8-3  |
| Western Illinois  | 2-4 ..... 7-4  |
| Missouri State    | 2-4 ..... 5-6  |
| Indiana State     | 2-4 ..... 3-8  |
| Southern Illinois | 1-5 ..... 5-6  |

## 2000

|                   |                |
|-------------------|----------------|
| GFC               | Overall        |
| Western Illinois  | 5-1 ..... 9-3  |
| Youngstown State  | 4-2 ..... 9-3  |
| Illinois State    | 4-2 ..... 7-4  |
| UNI               | 3-3 ..... 7-4  |
| Missouri State    | 2-4 ..... 5-6  |
| Southern Illinois | 2-4 ..... 3-8  |
| Indiana State     | 1-5 ..... 1-10 |

## 2001

|                   |                |
|-------------------|----------------|
| GFC               | Overall        |
| UNI               | 6-1 ..... 11-3 |
| Youngstown State  | 5-2 ..... 8-3  |
| Western Kentucky  | 5-2 ..... 8-4  |
| Western Illinois  | 4-3 ..... 5-5  |
| Missouri State    | 3-4 ..... 6-5  |
| Indiana State     | 2-5 ..... 3-8  |
| Illinois State    | 2-5 ..... 2-9  |
| Southern Illinois | 1-6 ..... 1-10 |

## 2002

|                   |                |
|-------------------|----------------|
| GFC               | Overall        |
| Western Illinois  | 6-1 ..... 11-2 |
| Western Kentucky  | 6-1 ..... 12-3 |
| Youngstown State  | 4-3 ..... 7-4  |
| Illinois State    | 4-3 ..... 6-5  |
| Indiana State     | 3-4 ..... 5-7  |
| Northern Iowa     | 2-5 ..... 5-6  |
| Southern Illinois | 2-5 ..... 4-8  |
| Missouri State    | 1-6 ..... 4-7  |

## 2003

|                   |                |
|-------------------|----------------|
| GFC               | Overall        |
| Southern Illinois | 6-1 ..... 10-2 |
| Northern Iowa     | 6-1 ..... 10-3 |
| Western Illinois  | 5-2 ..... 9-4  |
| Western Kentucky  | 5-2 ..... 9-4  |
| Illinois State    | 3-4 ..... 6-6  |
| Youngstown State  | 2-5 ..... 5-7  |
| Missouri State    | 1-6 ..... 4-7  |
| Indiana State     | 0-7 ..... 3-9  |

## 2004

|                   |                |
|-------------------|----------------|
| GFC               | Overall        |
| Southern Illinois | 7-0 ..... 10-2 |
| Western Kentucky  | 6-1 ..... 9-3  |
| Northern Iowa     | 5-2 ..... 7-4  |
| Missouri State    | 3-4 ..... 6-5  |
| Western Illinois  | 2-5 ..... 4-7  |
| Illinois State    | 2-5 ..... 4-7  |
| Youngstown State  | 2-5 ..... 4-7  |
| Indiana State     | 1-6 ..... 4-7  |

# CONFERENCE STANDINGS



**2005**

|                   | GFC | Overall |
|-------------------|-----|---------|
| Youngstown State  | 5-2 | 8-3     |
| Northern Iowa     | 5-2 | 11-4    |
| Southern Illinois | 5-2 | 9-4     |
| Illinois State    | 4-3 | 7-4     |
| Western Kentucky  | 4-3 | 6-5     |
| Western Illinois  | 3-4 | 5-6     |
| Missouri State    | 2-5 | 4-6     |
| Indiana State     | 0-7 | 0-11    |

**2006**

|                   | GFC | Overall |
|-------------------|-----|---------|
| Youngstown State  | 6-1 | 11-3    |
| Illinois State    | 5-2 | 9-4     |
| Northern Iowa     | 5-2 | 7-4     |
| Southern Illinois | 4-3 | 9-4     |
| Western Kentucky  | 4-3 | 6-5     |
| Western Illinois  | 2-5 | 5-6     |
| Missouri State    | 1-6 | 2-9     |
| Indiana State     | 1-6 | 1-10    |

**2007**

|                   | GFC | Overall |
|-------------------|-----|---------|
| Northern Iowa     | 6-0 | 12-1    |
| Southern Illinois | 5-1 | 12-2    |
| Youngstown State  | 3-3 | 7-4     |
| Western Illinois  | 3-3 | 6-5     |
| Missouri State    | 2-4 | 6-5     |
| Illinois State    | 2-4 | 4-7     |
| Indiana State     | 0-6 | 0-11    |

**2008**

|                    | MVFC | Overall |
|--------------------|------|---------|
| Northern Iowa      | 7-1  | 12-3    |
| Southern Illinois  | 7-1  | 9-3     |
| South Dakota State | 6-2  | 7-5     |
| Western Illinois   | 4-4  | 6-5     |
| North Dakota State | 4-4  | 6-5     |
| Missouri State     | 3-5  | 4-7     |
| Youngstown State   | 3-5  | 4-8     |
| Illinois State     | 2-6  | 3-8     |
| Indiana State      | 0-8  | 0-12    |

**2009**

|                    | MVFC | Overall |
|--------------------|------|---------|
| Southern Illinois  | 8-0  | 11-2    |
| South Dakota State | 7-1  | 8-4     |
| Northern Iowa      | 5-3  | 7-4     |
| Illinois State     | 5-3  | 6-5     |
| Missouri State     | 4-4  | 6-5     |
| Youngstown State   | 4-4  | 6-5     |
| North Dakota State | 2-6  | 3-8     |
| Indiana State      | 1-7  | 1-10    |
| Western Illinois   | 0-8  | 1-10    |

**2010**

|                    | MVFC | Overall |
|--------------------|------|---------|
| Northern Iowa      | 6-2  | 7-5     |
| Western Illinois   | 5-3  | 8-5     |
| North Dakota State | 4-4  | 9-5     |
| Indiana State      | 4-4  | 6-5     |
| Illinois State     | 4-4  | 6-5     |
| South Dakota State | 4-4  | 5-6     |
| Missouri State     | 4-4  | 5-6     |
| Southern Illinois  | 4-4  | 5-6     |
| Youngstown State   | 1-7  | 3-8     |

**2011**

|                    | MVFC | Overall |
|--------------------|------|---------|
| North Dakota State | 7-1  | 14-1    |
| Northern Iowa      | 7-1  | 10-3    |
| Illinois State     | 5-3  | 7-4     |
| Indiana State      | 4-4  | 6-5     |
| Youngstown State   | 4-4  | 6-5     |
| South Dakota State | 4-4  | 5-6     |
| Southern Illinois  | 2-6  | 4-7     |
| Missouri State     | 2-6  | 2-9     |
| Western Illinois   | 1-7  | 2-9     |

**2012**

|                    | MVFC | Overall |
|--------------------|------|---------|
| North Dakota State | 7-1  | 14-1    |
| South Dakota State | 6-2  | 9-4     |
| Illinois State     | 5-3  | 9-4     |
| Indiana State      | 5-3  | 7-4     |
| Southern Illinois  | 5-3  | 6-5     |
| Youngstown State   | 4-4  | 7-4     |
| Northern Iowa      | 4-4  | 5-6     |
| Missouri State     | 3-5  | 3-8     |
| Western Illinois   | 1-7  | 3-8     |
| South Dakota       | 0-8  | 1-10    |

**2013**

|                    | MVFC | Overall |
|--------------------|------|---------|
| North Dakota State | 8-0  | 15-0    |
| Youngstown State   | 5-3  | 8-4     |
| South Dakota State | 5-3  | 9-5     |
| Southern Illinois  | 5-3  | 7-5     |
| Missouri State     | 5-3  | 5-7     |
| Illinois State     | 4-4  | 5-6     |
| Northern Iowa      | 3-5  | 7-5     |
| South Dakota       | 3-5  | 4-8     |
| Western Illinois   | 2-6  | 4-8     |
| Indiana State      | 0-8  | 1-11    |

**2014**

|                    | MVFC | Overall |
|--------------------|------|---------|
| North Dakota State | 7-1  | 15-1    |
| Illinois State     | 7-1  | 13-2    |
| Northern Iowa      | 6-2  | 9-5     |
| South Dakota State | 5-3  | 9-5     |
| Indiana State      | 4-4  | 8-6     |
| Youngstown State   | 4-4  | 7-5     |
| Western Illinois   | 3-5  | 5-7     |
| Southern Illinois  | 3-5  | 6-6     |
| Missouri State     | 1-7  | 4-8     |
| South Dakota       | 0-8  | 2-10    |



Western celebrates winning the 2002 Gateway Conference title after defeating Northern Iowa on the road.



# ALL-AMERICANS

## 1967

Mike Hattery ..... NAIA First Team

## 1969

Gary Simon ..... NAIA First Team  
Larry Mortier ..... NAIA Hon. Mention  
Mike Wagner ..... NAIA Hon. Mention  
Ron Wilson ..... NAIA Hon. Mention

## 1970

Rod Bixby ..... NAIA Second Team

## 1971

Rod Bixby ..... AP Hon. Mention

## 1972

Mark Kaczmarek ..... AP Hon. Mention  
Dennis Morgan ..... AP Hon. Mention  
Peter Muller ..... Universal Sports First Team  
Steve Silosky ..... AP Hon. Mention

## 1973

John Passananti ..... AP Second Team  
John Teerlinck ..... AP Third Team

## 1974

John Passananti ..... AP First Team  
..... Kodak Second Team  
..... AFCA First Team  
Dave Tipton ..... AP Hon. Mention

## 1975

Scott Levenhagen ..... AP Second Team

## 1976

Paul Bowens ..... AP Hon. Mention  
Greg Lee ..... AP First Team  
Scott Levenhagen ..... AP First Team  
Jim Scruggs ..... AP Hon. Mention

## 1977

Craig Phalen ..... AP First Team  
..... Kodak First Team; AFCA First Team

## 1978

Bill Huskisson ..... AP First Team  
..... Kodak First Team  
..... AFCA First Team  
Bill Sibert ..... AP Hon. Mention

## 1979

Rod Anderson ..... AP Hon. Mention  
Steve Carpenter ..... Mizlou Network First Team  
Don Greco ..... AP Second Team  
Mike Maher ..... AP Second Team

## 1980

Rod Anderson ..... AP Hon. Mention  
Don Greco ..... AP First Team  
..... Kodak First Team  
..... Pro FB Weekly First Team  
..... AFCA First Team

Mike Maher ..... AP First Team

## 1981

Tim Barbian ..... AP Hon. Mention  
Pat Bayers ..... AP Hon. Mention  
Regis Dansdill ..... AP Hon. Mention  
John Stadnik ..... AP Hon. Mention  
Curt Westen ..... AP Hon. Mention

## 1982

Pat Bayers ..... Chicago Sports First Team  
J.D. Johnson ..... AP Hon. Mention  
John Stadnik ..... AP Hon. Mention  
Jerome Stelly ..... AP Hon. Mention  
Curt Westen ..... AP Hon. Mention

## 1983

Chris Gunderson ..... AP First Team  
Rick Roscetti ..... All-Italian American Team  
Reggie Silas ..... AP Third Team  
Earl Thompson ..... AP Third Team

## 1984

Chris Gunderson ..... AP First Team  
Dan Shelby ..... AP Hon. Mention  
Earl Thompson ..... AP Hon. Mention  
Jim Wohrley ..... AP Hon. Mention

## 1985

Todd Auer ..... National Strength Team  
Marty Lomelino ..... All-Italian American Team  
Jeff McKinney ..... National Strength Team  
Barry Woodruff ..... AP Hon. Mention

## 1986

Todd Auer ..... FB Gazette First Team  
..... Kodak First Team  
..... AP Hon. Mention  
..... AFCA First Team  
Marcus Ballard ..... AP Hon. Mention  
Keith Blue ..... AP Hon. Mention  
Albert Brown ..... FB Gazette Hon. Mention  
Mike Hryn ..... AP Hon. Mention  
Frank Winters ..... AP First Team  
..... FB Gazette Second Team

## 1987

Don Beebe ..... AP Hon. Mention  
Keith Blue ..... FB Gazette First Team  
..... AP Second Team  
..... Sports Network Second Team  
Mike Krause ..... AP Second Team  
..... FB Gazette Second Team  
Marty Lomelino ..... AP Hon. Mention  
Paul Singer ..... AP Hon. Mention  
Maurice Smith ..... Sports Network Second Team

## 1988

Armie Gasbarro ..... AP Hon. Mention  
Mike Krause ..... Sports Network Hon. Mention  
Ron Nesbitt ..... AP First Team  
..... Walter Camp First Team  
..... FB Gazette First Team  
..... FB Gazette First Team  
..... Sports Network Second Team

Paul Singer ..... Walter Camp First Team  
..... AP Third Team  
..... FB Gazette Hon. Mention  
..... Sports Network Hon. Mention  
Jay Wade ..... AP Hon. Mention  
Emrick Wilcox ..... Walter Camp First Team  
..... AP Second Team  
..... Sports Network First Team  
..... FB Gazette Second Team  
..... FB Gazette Second Team  
Marlin Williams ..... Kodak First Team  
..... FB Gazette First Team  
..... AFCA First Team  
..... AP Third Team  
..... Sports Network Hon. Mention  
Steve Williams ..... AP Hon. Mention

## 1989

Armie Gasbarro ..... Sporting News First Team

## 1990

Bryan Cox ..... Sports Network First Team  
..... FB Gazette First Team  
..... AP Second Team

## 1991

Maxie Graham ..... AP Third Team  
..... FB Gazette Hon. Mention  
Ken McMillan ..... FB Gazette Third Team  
..... Sports Network First Team

## 1992

Rodney Harrison ..... AP Second Team  
..... Sports Network Second Team  
Demeris Johnson ..... FB Gazette Third Team  
..... Sports Network Hon. Mention  
Ken McMillan ..... FB Gazette Third Team  
..... Sports Network Hon. Mention  
Donny Simmons ..... FB Gazette Third Team

## 1993

Rodney Harrison ..... AP First Team  
..... AFCA First Team  
..... Kodak First Team  
..... Sports Network First Team  
..... FB Gazette First Team  
Richard Huddleston ..... Sports Network Hon. Mention  
Ken McMillan ..... Sports Network Third Team  
..... FB Gazette Third Team

## 1994

Richard Huddleston ..... FB Gazette Hon. Mention  
..... Sports Network Hon. Mention  
Adam Love ..... FB Gazette Hon. Mention  
..... Sports Network Hon. Mention  
Kendall McDonald ..... FB Gazette Hon. Mention  
Buck Phillips ..... AP Second Team  
..... Sports Network Second Team (PR)  
..... FB Gazette Hon. Mention  
..... Sports Network Hon. Mention (KR)  
Ross Schulte ..... AFCA First Team  
..... AP First Team  
..... Sports Network Third Team  
..... FB Gazette Third Team  
Rob St. Sauver ..... Sports Network Hon. Mention  
..... FB Gazette Hon. Mention

# ALL-AMERICANS



Frank Spraggins ..... FB Gazette Hon. Mention  
 ..... Sports Network Hon. Mention  
 Gunnard Twyner ..... FB Gazette Hon. Mention  
 Jason Vasconez ..... FB Gazette Hon. Mention  
 ..... Sports Network Hon. Mention

## 1995

Buck Phillips ..... Sports Network Second Team  
 ..... FB Gazette Second Team  
 Richard Huddleston.....Sports Network Hon. Mention  
 Rob St. Sauver..... Sports Network Hon. Mention  
 Jason Vasconez .... Sports Network Hon. Mention

## 1996

Vince Bruno ..... FB Gazette Hon. Mention  
 Ryan Culver..... FB Gazette Hon. Mention  
 Keith Jones ..... FB Gazette Hon. Mention  
 Brian Knuckles.....FB Gazette Third Team  
 Chip McPheeters ..... FB Gazette Third Team  
 Frank Spraggins ..... FB Gazette Second Team

## 1997

Jamaine Blalock ..... FB Gazette Hon. Mention  
 Cyron Brown..... Walter Camp First Team  
 ..... Sports Network Second Team  
 ..... FB Gazette Second Team  
 Mike Carter ..... FB Gazette Hon. Mention  
 Jason Grott..... FB Gazette First Team  
 Keith Jones..... FB Gazette Hon. Mention  
 Chip McPheeters ..... ESPN First Team  
 ..... FB Gazette Second Team  
 ..... Sports Network Third Team  
 Corey Olson..... FB Gazette Hon. Mention  
 Frank Spraggins ..... Walter Camp First Team  
 ..... Sports Network Second Team  
 ..... FB Gazette Second Team  
 ..... AP Third Team  
 Aaron Stecker..... AFCA First Team  
 ..... AP First Team  
 ..... FB Gazette Offensive Player of the Year  
 ..... FB Gazette First Team  
 ..... ESPN/SportsTicker First Team  
 ..... Sports Network First Team  
 ..... Walter Camp First Team  
 Dave Watson ..... FB Gazette Hon. Mention

## 1998

Jeff Baker ..... FB Gazette Hon. Mention  
 David Bowns..... AP First Team  
 ..... ESPN/SportsTicker First Team  
 ..... Sports Network First Team  
 ..... Walter Camp First Team  
 ..... FB Gazette Def. Lineman of the Year  
 ..... FB Gazette First Team  
 Donnie Caldwell ..... FB Gazette Hon. Mention  
 Edgerton Hartwell.... FB Gazette Hon. Mention  
 Casey Honkomp..... Walter Camp First Team  
 Joe Lopez..... FB Gazette Hon. Mention  
 James Milton ..... Buck Buchanan Award  
 ..... AFCA First Team  
 ..... AP First Team  
 ..... FB Gazette First Team  
 ..... FB Gazette Linebacker of the Year  
 ..... ESPN/SportsTicker First Team  
 ..... Sports Network First Team  
 ..... Walter Camp First Team

Aaron Stecker..... FB Gazette Hon. Mention  
 David Watson ..... FB Gazette First Team

## 1999

Edgerton Hartwell ..... AP Third Team  
 ..... Sports Network First Team  
 ..... FB Gazette First Team  
 ..... Teamlink.com First Team  
 ..... Walter Camp First Team  
 Casey Honkomp ..... FB Gazette Hon. Mention  
 J.R. Niklos ..... FB Gazette Third Team  
 Rich Seubert..... FB Gazette Hon. Mention  
 Charles Tharp..... FB Gazette Third Team  
 Derrick Varnado..... FB Gazette Hon. Mention  
 Dave Watson ..... FB Gazette Hon. Mention

## 2000

Edgerton Hartwell ..... Buck Buchanan Award  
 ..... AP First Team  
 ..... AFCA First Team  
 ..... FB Gazette Linebacker of the Year  
 ..... FB Gazette First Team  
 ..... Walter Camp First Team  
 ..... Sports Network First Team  
 J.R. Niklos ..... FB Gazette Hon. Mention  
 William Peterson..... AP Third Team  
 ..... FB Gazette Hon. Mention  
 Mike Scifres ..... AP Second Team  
 ..... FB Gazette First Team  
 ..... Sports Network Second Team  
 Rich Seubert..... FB Gazette Hon. Mention  
 ..... Sports Network Second Team  
 Charles Tharp..... AP Third Team  
 ..... FB Gazette Third Team

## 2001

Sam Clemons ..... FB Gazette Hon. Mention  
 Gabe Dunkmann ..... FB Gazette Hon. Mention  
 Frisman Jackson ..... FB Gazette Hon. Mention  
 Jason McWilliams.... FB Gazette Hon. Mention  
 J.R. Niklos ..... FB Gazette Hon. Mention  
 Mike O'Brien ..... FB Gazette Hon. Mention  
 ..... National Strength and Conditioning Assoc.  
 Lee Russell..... FB Gazette Hon. Mention  
 Mike Scifres ..... FB Gazette Hon. Mention

## 2002

Victor Campbell ..... FB Gazette Hon. Mention  
 Brian Ceaser..... FB Gazette First Team  
 Stacy Coleman ..... AP Third Team  
 ..... FB Gazette Second Team  
 ..... Sports Network Third Team  
 Reggie Gray ..... FB Gazette Hon. Mention  
 Justin Langan ..... AP Third Team  
 ..... FB Gazette First Team  
 ..... FB Gazette Specialist of the Year  
 ..... Sports Network First Team  
 R.J. Luke ..... FB Gazette First Team  
 ..... Sports Network Third Team  
 Lee Russell..... Sports Network Third Team  
 Mike Scifres ..... AFCA First Team  
 ..... AP First Team  
 ..... Walter Camp First Team  
 ..... FB Gazette First Team  
 ..... Sports Network First Team  
 ..... College Sporting News First Team  
 Travis Washington..... FB Gazette Hon. Mention

## 2003

Travis Glasford ..... FB Gazette Third Team  
 Fred Layne ..... Sports Network Third Team  
 ..... AP Third Team  
 ..... Dopke.com Second Team  
 ..... FB Gazette Second Team  
 Russ Michna..College Sporting News First Team  
 Mike O'Brien..... Sports Network First Team  
 Lee Russell..... Sports Network First Team  
 ..... AP Second Team  
 ..... College Sports Television First Team  
 ..... College Sporting News First Team  
 ..... Dopke.com Second Team

## 2004

Travis Glasford ..... Sports Network Third Team  
 ..... FB Gazette Third Team  
 ..... AP Third Team  
 Justin Langan ..... AFCA First Team

## 2006

Jerome Bennett ..... FB Gazette Hon. Mention  
 Herb Donaldson ..... FB Gazette Hon. Mention

## 2007

Herb Donaldson ..... AP Third Team  
 ..... Sports Network Hon. Mention  
 Taylor Rowan.....CSN First Team  
 ..... Sports Network Hon. Mention  
 Patrick Stoudamire ..... Sports Network HM  
 Jason Williams..... AFCA First Team  
 ..... AP Second Team  
 ..... Sports Network Second Team

## 2008

Herb Donaldson ..... Walter Camp First Team  
 ..... Sports Network First Team  
 ..... College Sporting News First Team  
 ..... AFCA First Team  
 ..... AP First Team  
 Dre Gibbs ..... Sports Network Third Team  
 Jason Williams..... AP First Team  
 ..... Sports Network First Team  
 ..... College Sporting News First Team  
 ..... AFCA First Team

## 2009

Kyle Glazier ..... College Sporting News HM  
 Patrick Stoudamire ..... AP Second Team  
 ..... Sports Network Second Team

## 2010

Matt Barr..... Sports Network Second Team  
 Kyle Glazier ..... Sports Network First Team  
 ..... Associated Press First Team  
 ..... Walter Camp Association  
 Lito Senatus ..... Sports Network Second Team  
 ..... College Football Performance Awards Elite WR



# ALL-AMERICANS

## CoSIDA ACADEMIC ALL-AMERICANS

|                             |          |      |
|-----------------------------|----------|------|
| Tim Ardis (RB) .....        | 2nd..... | 1994 |
| Todd Auer (DT) .....        | 2nd..... | 1986 |
| Perry Cox (OL) .....        | 2nd..... | 2004 |
| Perry Cox (OL) .....        | 1st..... | 2005 |
| David Fierke (OT) .....     | 1st..... | 1991 |
| Kyle Glazier (LB) .....     | 1st..... | 2010 |
| Jimmy Holtschlag (OL) ..... | 2nd..... | 2013 |
| Justin Langan (PK) .....    | 1st..... | 2004 |
| Tim Harper (OT) .....       | 2nd..... | 1987 |
| Jeff McKinney (RB) .....    | 1st..... | 1985 |
| Paul Singer (QB) .....      | 1st..... | 1988 |

## FCS ADA ACADEMIC ALL-STAR TEAM

|                        |                  |
|------------------------|------------------|
| Matt Barr .....        | 2010             |
| Travis Cherry .....    | 2007; 2008       |
| Perry Cox .....        | 2003; 2005       |
| Kyle Glazier .....     | 2008; 2010       |
| Jimmy Holtschlag ..... | 2011; 2012; 2013 |
| Steve LaFalce .....    | 2006             |
| Justin Langan .....    | 2001             |
| Russ Michna .....      | 2002; 2003       |
| Kevin Palermo .....    | 2011             |

## MVFC PRESIDENT'S ACADEMIC EXCELLENCE AWARD (Academic Year)

|                       |                    |
|-----------------------|--------------------|
| Tim Ardis .....       | 1994-95            |
| Matt Barr .....       | 2008-09; 2009-10   |
| Travis Cherry .....   | 2007-08            |
| Perry Cox .....       | 2004-05; 2005-06   |
| Keith Enderlein ..... | 2012-13            |
| David Fierke .....    | 1991-92            |
| Kyle Glazier .....    | 2010-11            |
| Steve LaFalce .....   | 2006-07            |
| Justin Langan .....   | 2004-05            |
| Joe Lopez .....       | 1999-2000; 2001-02 |
| Wil Lunt .....        | 2012-13            |
| Reggie Matthews ..... | 1993-94            |
| Russ Michna .....     | 2002-03; 2003-04   |
| Justin Morgan .....   | 2012-13            |
| Josh Richardson ..... | 1999-2000          |
| Stan Simmons .....    | 1992-93            |
| Steve Sowers .....    | 2006-07            |
| Damon Stewart .....   | 1998-99            |
| Jordan Valle .....    | 2010-11            |
| Jamel Wilmore .....   | 2012-13            |

## ALL-STAR GAME PARTICIPANTS

- Edgerton Hartwell (LB) .2000 Blue-Gray All-Star Classic  
..... 2000 East-West Shrine Game
- Mike O'Brien (DL) .....2003 Blue-Gray All-Star Classic
- Andrew Robiskie (OL) .... 2013 East-West Shrine Game
- Aaron Stecker (RB) ..... 1998 All-Star Gridiron Classic
- Patrick Stoudamire (DB). 2010 East-West Shrine Game
- Frank Winters (OL) .....1986 Blue-Gray All-Star Classic
- Jason Williams (LB) ..... 2009 East-West Shrine Game



Jason Williams represented Western Illinois in the 2009 East-West Shrine Game

# ALL-TIME LETTERWINNERS



## A

|                                 |         |
|---------------------------------|---------|
| Acklin, Jaelon (82).....        | 2014    |
| Adams, Jim (61).....            | 1959-62 |
| Adams, Steve (17).....          | 2009-10 |
| Adongo, Danny (68).....         | 2007-08 |
| Afoa, Mark (90).....            | 1994-95 |
| Akers, David (80).....          | 2002-03 |
| Akers, Kevin (40).....          | 1986-89 |
| Albright, Jerry (23).....       | 1963-66 |
| Allan, Bob (84).....            | 1957-58 |
| Allen, Derek (8).....           | 1993-94 |
| Allen, Joe (15).....            | 1989-90 |
| Allen, J.R. (28).....           | 1992    |
| Almlie, Kevin (25).....         | 2006-07 |
| Ambruoso, James (89).....       | 1967-69 |
| Amdal, Eric (43).....           | 1990-91 |
| Amiker, Fred (17).....          | 2006    |
| Anderson, Bob (84, 86, 93)..... | 1973-75 |
| Anderson, Brian (15).....       | 1991-92 |
| Anderson, Don (78).....         | 1947-49 |
| Anderson, Glenn (59).....       | 1956-57 |
| Anderson, Jack (70).....        | 1963-64 |
| Anderson, Mark (11).....        | 1971-73 |
| Anderson, Paul (81, 5).....     | 2005-08 |
| Anderson, Rod (38).....         | 1978-80 |
| Angeli, Ed (73).....            | 1975-77 |
| Angelucci, Frank (89).....      | 1980-82 |
| Angsten, James (26).....        | 1967-69 |
| Anselment, Kent (90).....       | 1980-82 |
| Anthony, Sherwood (27).....     | 1993-94 |
| Archer, Phil (31).....          | 2003    |
| Ardis, Tim (26, 32).....        | 1991-94 |
| Atchason, Jack (82).....        | 1958-59 |
| Atkinson, Eddie (61).....       | 2013    |
| Atterberry, Mike (59).....      | 1979-80 |
| Auchstetter, Jerry (74).....    | 1957-58 |
| Auer, Todd (31, 76).....        | 1984-86 |
| Autrey, Le Wayne (19).....      | 1969-70 |

## B

|                                |             |
|--------------------------------|-------------|
| Bachinski, Ethan (37).....     | 2010-13     |
| Bagwell, D.J. (97).....        | 2004        |
| Bailey, Will (23).....         | 2004-05     |
| Bainter, Blake (19).....       | 2003        |
| Baksas, Jason (77).....        | 2002-03     |
| Bakas, Pete (83).....          | 1949-51     |
| Baker, J.C. (38, 2).....       | 2013-14     |
| Baker, Jeff (19).....          | 1995-98     |
| Bal, Russ (74).....            | 1986-87     |
| Baldus, Josh (88).....         | 2014        |
| Ball, Andy (54).....           | 1998        |
| Ballard, Jermani (6).....      | 1996        |
| Ballard, Marcus (33, 48).....  | 1983-86     |
| Barbian, Tim (63, 65).....     | 1978-81     |
| Barkman, Marty (66).....       | 1966-68     |
| Barley, Clinton (56).....      | 2007        |
| Barnes, Shawn (57).....        | 1994-95     |
| Barnes, Will (40).....         | 1997-98     |
| Barnett, Elzie (25).....       | 1990-91     |
| Barney, Terry (88, 20).....    | 2007-10     |
| Barr, Matt (4).....            | 2007-10     |
| Barrett, Dan (74).....         | 1958-61     |
| Barrett, John (66).....        | 1966-68     |
| Barrows, Bill (44, 46).....    | 1976-78     |
| Bass, Dave (55, 66).....       | 1981, 83-84 |
| Bass, Sam (19).....            | 1968-70     |
| Bassette, Erskin (33, 48)..... | 1979-82     |

|                                |             |
|--------------------------------|-------------|
| Baumann, Bob.....              | 1956-58     |
| Baum, Urban (66).....          | 1959-61     |
| Bavirsha, Jim (47).....        | 1976-78     |
| Bayers, Pat (39).....          | 1979-82     |
| Baylor, Josh (89).....         | 2005        |
| Beaver, David (41).....        | 2006-07     |
| Beck, Ted (93).....            | 1957-58     |
| Beebe, Don (5, 23).....        | 1987        |
| Beja, Joe (61).....            | 1949-52     |
| Belcher, Joe (60).....         | 1991-92     |
| Bell, Jason (59, 66).....      | 1996        |
| Belle, Jeff (3, 15).....       | 1993-94     |
| Benhart, Eugene (18).....      | 1988-89     |
| Benion, Byron (40, 92).....    | 1996-99     |
| Bennett, Layne (17,21,97)..... | 1986-89     |
| Bennett, Jerome (40).....      | 2005-07     |
| Bentley, Ulysses (26).....     | 1988        |
| Berg, Cory (56).....           | 2001        |
| Bern, Cory (54).....           | 2000        |
| Bernaky, Shawn (77).....       | 2008        |
| Berry, John (24, 70).....      | 1964-67     |
| Berry, Shannon (75).....       | 1985-86     |
| Bey, Jerry (24).....           | 1977-79     |
| Binkowski, John (60).....      | 1988-90     |
| Birch, Gary (30).....          | 1971-73     |
| Bissell, Mark (18).....        | 1980        |
| Bixby, Rod (50, 59).....       | 1969-71     |
| Blackwell, Derrek (32).....    | 2004, 07    |
| Blaha, Robert, Sr.....         | 1942-46     |
| Blaha, Robyn (53).....         | 1973-76     |
| Blakely, Brad (12).....        | 1981-84     |
| Blalock, Jamaine (20).....     | 1996-97     |
| Blanch, Jeff (57).....         | 1997        |
| Blanks, Nate (2, 17).....      | 1985-86     |
| Blew, Jerry (78).....          | 1959-62     |
| Bloom, Mark (16).....          | 1983-84     |
| Blount, Dustin (3).....        | 1996        |
| Blount, Steve (36).....        | 2000-01     |
| Blue, Keith (61).....          | 1985-87     |
| Blumenshine, Brad (27).....    | 2014        |
| Bodady, Chuck (33).....        | 1994-95     |
| Bode, Tyler (70).....          | 2014        |
| Bodiford, Charlie (41).....    | 2002-03     |
| Bolattinno, Rolin (10).....    | 1961-62     |
| Boldridge, Eric (4).....       | 1990        |
| Bonansinga, Sam (20).....      | 1966-67     |
| Boney, Andre (84).....         | 2010        |
| Booker, Bill (55).....         | 1949-52     |
| Boone, Chris (14, 1).....      | 2009-12     |
| Boone, Darron (56).....        | 2005-06     |
| Borich, Mike (80).....         | 1987-88     |
| Bornholdt, Mike (67).....      | 1978        |
| Borsellino, Joey (85, 1).....  | 2013-14     |
| Boston, Charlie (31).....      | 1971-73     |
| Bourquin, Ken (56).....        | 1954-57     |
| Bowens, David (6).....         | 1998        |
| Bowens, Paul (12).....         | 1974-76     |
| Bowman, Nate (32).....         | 2010, 12-13 |
| Bownes, Fabien (85).....       | 1991-94     |
| Bowton, Marty (53).....        | 1985-86     |
| Bragg, Thomas (83, 88).....    | 1985-87     |
| Branch, John (94, 95).....     | 1978        |
| Brandt, Drew (71).....         | 1992        |
| Bratcher, Joe (85).....        | 1950-53     |
| Brazill, Bill (30).....        | 1987-88     |
| Breed, Paul (79).....          | 1998        |
| Bridges, Willie (79).....      | 1949-51     |

|                             |         |
|-----------------------------|---------|
| Brill, Thomas (54).....     | 1964-65 |
| Brinton, Shane (68).....    | 1990-93 |
| Briones, Andrew (22).....   | 2008-09 |
| Brockhouse, Billy (81)..... | 1964-66 |
| Brooks, Eddie (22).....     | 1962-64 |
| Brott, Adam (35).....       | 2014    |
| Brown, Albert (1, 7).....   | 1985-86 |
| Brown, Alvin (38).....      | 1972-75 |
| Brown, Brandon (58).....    | 2001    |
| Brown, Cyron (99).....      | 1997    |
| Brown, George (77).....     | 1957-58 |
| Brown, Ken (17).....        | 1981-83 |
| Brown, Leo (28).....        | 1978    |
| Brown, Leo (94).....        | 1990-91 |
| Brown, Richard (1).....     | 2004-05 |
| Brown, Quentin (21).....    | 2001    |
| Brown, Vince (81).....      | 1991-92 |
| Bruno, Vince (51).....      | 1996    |
| Buckner, Lendell (91).....  | 2013    |
| Burleson, Alvin (34).....   | 1999    |
| Burns, Billy (11, 19).....  | 2001-02 |
| Burns, Edward (64).....     | 1961-64 |
| Burton, Kim (91).....       | 1975-77 |
| Bush, Jeff (5).....         | 1990-92 |
| Bush, John (86).....        | 1957-59 |
| Bush, Washington (96).....  | 1971-74 |
| Bussone, Al (33).....       | 1978-81 |
| Bussone, Pete (21, 23)..... | 1971-73 |
| Butler, Devon (14, 2).....  | 2012-13 |
| Butler, Randy (67).....     | 1982    |
| Byrne, Joe (59).....        | 1973-75 |

## C

|                                 |                |
|---------------------------------|----------------|
| Callahan, John (72).....        | 1973-74        |
| Calbert, Mark (32).....         | 1989           |
| Caldwell, Donnie (21).....      | 1997-98        |
| Caldwell, Kyle (66).....        | 2011           |
| Callinan, Dennis (58).....      | 1968-69        |
| Calsyn, Gary (76).....          | 1966-67        |
| Camacho, Abie (96).....         | 1998           |
| Campbell, Victor (4).....       | 2002-03        |
| Campbell, Vinceson (3).....     | 2002-03        |
| Caravia, Rich (19).....         | 1972-73        |
| Carey, Chuck (79).....          | 1974           |
| Carl, John (85).....            | 1981           |
| Carleton, Ryan (42).....        | 2010-11        |
| Carley, Marva (3).....          | 2009           |
| Carlson, Pete (87).....         | 1990-91        |
| Carpenter, Steve (43).....      | 1977-79        |
| Carr, Bob (49).....             | 1971-72        |
| Carson, Greg (47).....          | 1968-69        |
| Carter, Mike (5).....           | 1997-98        |
| Carter, Robert (4).....         | 1998           |
| Cashmer, Jerry (72).....        | 1968-69        |
| Cass, Richard (60).....         | 1976-78        |
| Ceaser, Brian (38).....         | 2001-02        |
| Cesaretti, Paul (64).....       | 1973-74        |
| Chamberlain, Dick (60).....     | 1958-59        |
| Charles, Jean-Marc (90).....    | 2012-14        |
| Cherry, Travis (35).....        | 2004-05, 07-08 |
| Chestnut, Charles (2).....      | 2010-12        |
| Chiaro, Chris (11).....         | 1985-86        |
| Christenson, Curt (17, 34)..... | 1969-71        |
| Christian, Nick (8).....        | 2001-03        |
| Christman, Gene (83).....       | 1958-61        |
| Chungong, Richard (29, 3).....  | 2013-14        |
| Clark, Joe (93).....            | 1956-57        |

|                                |             |
|--------------------------------|-------------|
| Clark, Kevius (11).....        | 1997        |
| Clark, Mondale (36).....       | 1988        |
| Clarke, Mike (16).....         | 1969-70     |
| Clary, Randy (27).....         | 1983-86     |
| Clemons, Sam (9).....          | 2000-01     |
| Cleveland, Isaac (55).....     | 1994-95     |
| Clichy, Edward (85).....       | 1964-65     |
| Coffee, Kris (20).....         | 2004-06     |
| Colar, Brian (3).....          | 2001        |
| Cole, Thomas (94).....         | 2001        |
| Coleman, Nick (84).....        | 2007-08     |
| Coleman, Stacy (7, 80).....    | 2001-02     |
| Collins, Anthony (52).....     | 1996        |
| Comm, Ronald (60).....         | 1967-69     |
| Concoran, John (49).....       | 1983, 85-86 |
| Conley, Alfred (96).....       | 2001-04     |
| Connell, Larry (27).....       | 1976-78     |
| Conolty, Kevin (16).....       | 1976-79     |
| Conway, David (27).....        | 2000-01     |
| Courier, Wes (82).....         | 1987-89     |
| Cox, Brian (84, 88).....       | 1986-87     |
| Cox, Bryan (48, 96).....       | 1987-90     |
| Cox, Mike (20).....            | 1986-88, 90 |
| Cox, Perry (79).....           | 2003-05     |
| Cozzi, Tony (54).....          | 1973-74     |
| Craddock, Ryan (93).....       | 1992        |
| Cramer, Ed (79).....           | 1946-49     |
| Crosby, Pat (30).....          | 2000-03     |
| Crotty, Tim (44).....          | 1991        |
| Crowley, Bill (52).....        | 1948-50     |
| Crump, Ephron (22).....        | 1995-98     |
| Crump, Terriun (88).....       | 2009-11     |
| Culver, Ryan (66, 69).....     | 1994-96     |
| Cunningham, Mike (17, 22)..... | 1969-71     |
| Cummings-John, Shegun (5)..... | 2001-02     |
| Curdis, Charles (66).....      | 1964-65     |
| Curry, Jeremy (34, 13).....    | 2012-14     |
| Curtis, John (63).....         | 1988-89     |

## D

|                               |             |
|-------------------------------|-------------|
| D'Astice, Anthony (55).....   | 2007-10     |
| Dalton, Dean (31, 44).....    | 1983-84     |
| Dalton, Steve (10).....       | 1980-81     |
| Daly, Dan (60).....           | 1972-74     |
| Daly, Nick (64).....          | 2008-09     |
| Damon, Robert (43).....       | 1966-68     |
| Dancer, Max (59).....         | 2009-10, 12 |
| Dancer, Sam (32).....         | 2008-09     |
| Danhoff, Guy (75).....        | 1988        |
| Daniels, Carlos (6).....      | 2001        |
| Daniels, DeAndre (34).....    | 2013-14     |
| Dansdill, Regis (45).....     | 1979-81     |
| Daughtry, Myles (14).....     | 2011        |
| Daun, Chad (93).....          | 2000-03     |
| David, Gene (90).....         | 1997        |
| Davidson, Wendell (40).....   | 2001-02     |
| Davis, Al (8, 30).....        | 1986-87     |
| Davis, Antwian (42).....      | 1998-01     |
| Davis, Demetrius (86).....    | 1987-88     |
| Davis, Martinez (5).....      | 2011-14     |
| Davis, Ryan (28).....         | 2010-11     |
| Davis, Willie (7, 18).....    | 1990-91     |
| De La Cruz, Brandon (67)..... | 2012-14     |
| Decker, Mike (10, 31).....    | 1974-75     |
| Decker, Steve (82).....       | 1991-92     |
| Deetjen, Bill (75).....       | 1964-65     |
| Demming, Ryan (90, 9).....    | 2010-13     |



# ALL-TIME LETTERWINNERS

Dentino, Teague (47)..... 2008  
 Dergo, Gehrig (83)..... 1955-56  
 Desir, Heaven (42, 99)..... 2004-06  
 Deskin, Mel (73)..... 1957-58  
 DeSutter, Wayne (77)..... 1963-65  
 DeTaeae, Don (76)..... 1952-54  
 Detweiler, Jordan (72)..... 2014  
 Devine, Tom (55)..... 1970-71  
 DeVries, Bob (63)..... 1953-56  
 Dew, Warren (81)..... 1958-61  
 DiCenso, Augie (74)..... 1956-57  
 Dickerson, Tom (49)..... 1975-76  
 Diggs, Aaron (29)..... 2014  
 DiNardo, Tom (72)..... 1959-61  
 Dispensa, Dan (24)..... 2009  
 Dixon, John (99)..... 1989-90  
 Dixon, Prentice (56)..... 1996-97  
 Dixon, Theon (4)..... 2011-12  
 Domagalski, Phil (75)..... 1969-71  
 Donaldson, Herb (3)..... 2005-08  
 Douglas, Alex (26)..... 2004-07  
 Downs, Ray (61)..... 1961-63  
 Drymiller, Mike (66)..... 1971-73  
 Ducey, Will (14)..... 2005, 07  
 Dudczak, Buddy (97,54)..... 2006-09  
 Dudley, Bill (12)..... 1965-66  
 Duffy, Ken (80)..... 2005-06  
 DuFrain, Del (57)..... 1946-48  
 Duke, Daron (71)..... 1993-96  
 Dukes, Ray (17)..... 2002  
 Duncan, Kelly (71)..... 1987-88  
 Dunkmann, Gabe (68)..... 1998-01  
 Dunn, Dave (65)..... 1949-52  
 Durley Jr., Gino (50)..... 2011-14  
 Dymont, Bob (76)..... 1996-97

## E

Earl, Chris (10, 88)..... 1986-88  
 Earl, Lance (8)..... 1990-91  
 Earle, John (56)..... 1989, 91  
 Edgerson, Booker (68)..... 1958-61  
 Edmondson, Andy (99)..... 1993-96  
 Edwards, Matt (85)..... 2000  
 Egan, Brian (35)..... 2009  
 Elliot, Roger (46)..... 1959-62  
 Elmore, Sam (11)..... 1998-99  
 Emond, Dave (16)..... 1985-86  
 Enderlein, Keith (21)..... 2010, 12  
 Engle, Jack (50)..... 1946-49  
 Estell, Kevin (79)..... 2012  
 Euteneuer, Donald (52)..... 1961-64  
 Eversmeyer, Nick (72)..... 2011-12

## F

Faiuaso, Don (67)..... 1984-85  
 Fahnestock, Rick (14)..... 1984-87  
 Famiglietti, Michael (91, 54) .. 2011-13  
 Farnes, Steve (14)..... 1980  
 Farrell, Jim (17)..... 1997  
 Faulkner, Boo (9)..... 2003-04  
 Fenza, Bruce (15)..... 1983-84  
 Ferguson, Don (24)..... 1984-85  
 Fernandez, Bob (69)..... 1987, 89  
 Ferrier, Ray (14)..... 1981-82  
 Fields, Clifton (49)..... 1999-01  
 Fierke, David (76)..... 1988-91  
 Filiaga, John (96)..... 1987

Findlay, Ray (68)..... 1957-58  
 Fish, John..... 1987  
 Fitzhugh, Shannon (26)..... 2000-03  
 Fleischbein, Fred (35)..... 1961-64  
 Fleming, Jeff (92)..... 1981-82  
 Fleury, Kevin (43)..... 1989  
 Flodin, Bill (6, 28)..... 1980-81  
 Flowers, Bryce (23)..... 2010-11  
 Ford, Antoine (8)..... 2010-13  
 Ford, J.R. (20)..... 1998-99  
 Ford, Max (53)..... 1988-91  
 Fornaff, Jerry (80)..... 1957-61  
 Fortune, Dennis (76)..... 1963-64  
 Foss, Randy (60)..... 1983-84  
 Foster, Alvin (76)..... 1972-74  
 Fox, Charles (21)..... 1990-91  
 Franken, Tim (18)..... 2008-11  
 Franklin, Aaron (37, 42)..... 1994-95  
 Franklin, Percy (68)..... 1947-50  
 Frazier, Ashlee (18)..... 1999-00  
 Freeman, Brad (7)..... 1996-97  
 Freeman, Thad (43)..... 1980-81  
 Friday, K.J. (19)..... 1999  
 Frost, Jim (54)..... 1968-70  
 Fuchs, Chris (13)..... 2007-10  
 Fuller, Brad (11)..... 1990  
 Fulmer, Bill (10)..... 1977-79

## G

Gabelmann, Josh (33)..... 2008-11  
 Gail, Jim (72)..... 1998  
 Galloway, Josh (5)..... 2007-08  
 Gant, Kendall (10, 16)..... 2003-04  
 Ganzer, Ralph (68)..... 1948-49  
 Gardner, John (61)..... 1975-77  
 Gares, Kyle (37)..... 2003-05  
 Garner, Steve (64)..... 1984-85  
 Garoppolo, Mike (4, 41)..... 2009-11  
 Garron, Larry (69)..... 1957-59  
 Gartland, Mark (37, 87)..... 1984-85  
 Garvey, Trey (20)..... 2012-13  
 Gasbarro, Armie (42)..... 1986-89  
 Gebhardt, Bruce (42)..... 1967-69  
 Gibbs, Dre (9)..... 2007-09  
 Giger, Charles (71)..... 1968-69  
 Glasford, Travis (22)..... 2002-05  
 Glazier, Kyle (12)..... 2007-10  
 Goldstone, Jeff (55)..... 2000-03  
 Golinghorst, Dennis (52)..... 1985-86  
 Gosnell, Chuck (90)..... 1967-69  
 Graham, Maxie (40)..... 1990-91  
 Grant, Willie (82)..... 1950-53  
 Graves, Monte..... 1992  
 Gray, Reggie (85)..... 2002-05  
 Greco, Don (72)..... 1977-80  
 Green, Calvin (5)..... 1996  
 Green, Stevie (98)..... 1994  
 Green, Wyatt (24)..... 2002-05  
 Greer, Kenneth (91)..... 1985-86  
 Gregory, Bob (90)..... 1949-51  
 Griffin, Shaefrey (97)..... 2000  
 Griffin, Thedo (86)..... 1996-97  
 Griffith, David (38)..... 2014  
 Grimit, Steve (73)..... 1984-85  
 Grimshaw, Brett (28)..... 1985-88  
 Grimshaw, Trevor (29)..... 1989-91  
 Groenhagen, Chad (60)..... 2006-08

Grott, Jason (75)..... 1996-97  
 Gunderson, Chris (99)..... 1981-84  
 Gustafson, Jim..... 1955-58

## H

Hagedorn, Jim (33, 37, 42)..... 1990-92  
 Hall, Terrence (18)..... 2002-03  
 Hamilton, Justin (4, 5)..... 2007, 10  
 Hammonds, Kyle (11)..... 2013-14  
 Hannan, Jon (8, 88)..... 1981-82  
 Hansen, Dennis (88)..... 1967-69  
 Hansen, Jim (74)..... 1991-92  
 Hanson, Kevin (41, 44)..... 1990  
 Hanson, Nels (30)..... 1968-70  
 Harbold, Brent (49, 97)..... 1991-92  
 Harcharick, Wayne (96)..... 1955-57  
 Hardig, Bob (45)..... 1972-75  
 Hardimon, Sam (48)..... 1975-77  
 Hardy, Reggie (41)..... 2001  
 Hareziak, Tom..... 1967-68  
 Harley, Kris (92)..... 2014  
 Harmon, Mike (40)..... 2009-11  
 Harper, Scott (50)..... 1988-89  
 Harper, Tim (72)..... 1987  
 Harris, Alvin (50)..... 2005-06  
 Harris, Donald (7, 17)..... 1992-94  
 Harris, Dwight (93)..... 2009-12  
 Harris, Larry (39)..... 2012-14  
 Harris, Lewis (30)..... 1972-76  
 Harrison, Clint (77)..... 2001  
 Harrison, Darnell (82)..... 1993  
 Harrison, Rodney (37)..... 1991-93  
 Hart, Kevin (33)..... 1991  
 Hart, Tim (83)..... 1965-67  
 Hartman, Ron (42)..... 1961-62  
 Hartwell, Edgerton (50, 90)..... 1998-00  
 Harvey, Dwayne (83)..... 1981-82  
 Hattery, Mike (61)..... 1966-67  
 Hauser, Eugene (63)..... 1962-64  
 Hawkinson, Dave (73)..... 1968-70  
 Hayden, Charles (21)..... 2002-05  
 Heard, Trenton (36)..... 2012  
 Hecklinski, Jeff (16)..... 1995-97  
 Heddings, Kris (17)..... 1995-96  
 Heiman, Dennis (77)..... 1969-70  
 Helt, Drew (49)..... 2007-10  
 Hembrough, Mike (44)..... 1979-82  
 Henderson, Norm (69)..... 1956-57  
 Henderson, Tom (57)..... 1969-72  
 Henderson, William (40)..... 1964-66  
 Hendrickson, Myers (16)..... 2009-11  
 Herrington, Harvie (50)..... 1993-94  
 Heubner, Jay (66)..... 1978-81  
 Hickman, Lamor (2)..... 2009  
 Hicks, Steve (11)..... 1988-89  
 High, Jermaine (84, 90)..... 2001-04  
 Highland, John (14)..... 1972-73  
 Hilderbrand, Dave (67)..... 1974-76  
 Hilford, John (70)..... 1958-61  
 Hilgart, Ben (45)..... 1997-98  
 Hill, Taylor (89)..... 2012-14  
 Himley, Mike (23)..... 1985-87  
 Himmelman, Peter (31)..... 1990  
 Hittmeier, Peter (31)..... 1961-62  
 Hodges, Robert (9)..... 2005-08  
 Holegraefe, Richard (74)..... 1962-64  
 Hollenback, Scott (13)..... 1991

Holler, Mark (19)..... 1991-94  
 Hollie, Josh (44)..... 2005-06  
 Hollinger, Rob (98)..... 1950-53  
 Holloway, Bernard (30)..... 1989-90  
 Holloway, Jerry (84)..... 1975-78  
 Holtschlag, Chip (71)..... 2011-14  
 Holtschlag, Eddy (99)..... 2013-14  
 Holtschlag, Jimmy (76)..... 2010-13  
 Honkomp, Casey (71)..... 1997-99  
 Hood, Maurice (11)..... 2011  
 Hoogerwerf, Adam (86)..... 2014  
 Hornbeck, Ed (57, 66)..... 1969-71  
 Houser, Kris (84)..... 1995-96  
 Howell, Zack (72)..... 2006-07  
 Howington, Mason (81)..... 2011-13  
 Hryn, Mike (35)..... 1984-86  
 Hubbard, Charles (46)..... 1973-74  
 Huddleston, Ken (13)..... 1984-85  
 Huddleston, Richard (64)..... 1991-94  
 Hudley, Richard (69)..... 1968-69  
 Hudson, Art (82)..... 1949-50  
 Hudson, Josh (7)..... 2011-12  
 Hughbanks, Jay (86)..... 1999  
 Hughes, Jack (31)..... 1965-67  
 Hulbert, Matt (67)..... 2009-10  
 Hulslander, Ken "Dutch" (86)..... 1950  
 Hunt, Sherwin (26)..... 1974-76  
 Hunter, Bill (4)..... 1986-89  
 Huskisson, Bill (65)..... 1975-78  
 Hutton, Pat (82)..... 1997  
 Hysen, Ozzie (80)..... 1955-57

## I

Irish, Ryle (31)..... 2000-02  
 Iser, William (34)..... 1962-64  
 Isom, Jasen (47)..... 2000  
 Ivory, Dino (25)..... 1982-83

## J

Jack, Ernie (55)..... 1971-74  
 Jackson, Cameron (1)..... 2008  
 Jackson, Frisman (7)..... 2000-01  
 Jackson, James..... 1964-65  
 Jackson, Leroy (66)..... 1958-61  
 Jackson, Malik (41)..... 2004  
 Jackson, Michael (62)..... 1975-77  
 Jackson, Ronald (54)..... 1946-49  
 Jackson, Tim (21)..... 2006-08  
 Jackson, Vince (1)..... 1995-97  
 James, Don (50)..... 1958-59  
 James, G.V..... 1974-75  
 James, Jerry (29)..... 2006  
 James, Kieron (6)..... 2009-12  
 Janecek, Brian (82)..... 2001  
 Jean, J.D. (8)..... 2005-06  
 Jergerlehner, Fred (70)..... 1976-78  
 Jehn, Mark (15)..... 1976-77, 79  
 Jenkins, Dan (35)..... 1981-82  
 Jenkins, David (JR) (15)..... 2000  
 Jenkins, Greg (62)..... 1998  
 Jensen, Bill (61)..... 1978-82  
 Johns, Bob (69)..... 1949-51  
 Johnson, Dean (60)..... 1947-49  
 Johnson, Demeris (1)..... 1991-92  
 Johnson, Don (13)..... 1949-52  
 Johnson, Erik (33)..... 2004-05  
 Johnson, Glenn (19, 44)..... 1973-74  
 Johnson, Haywood (36)..... 1977

# ALL-TIME LETTERWINNERS



Johnson, James (86)..... 1962-65  
 Johnson, Jarrell (28)..... 2005-06  
 Johnson, J.D. (94)..... 1981-82  
 Johnson, Justin (40)..... 2013  
 Johnson, Kelly (2, 23)..... 1992-93  
 Johnson, Kenio (50)..... 1991  
 Johnson, Malik (84)..... 2012-13  
 Johnson, Reggie (29)..... 1978-80  
 Johnson, Rob (81)..... 2001  
 Johnson, Ron (30)..... 1984-85  
 Johnson, Thomas (78)..... 1967-69  
 Johnson, Tim (89)..... 1999  
 Jones, Adam (73)..... 1995  
 Jones, Bob (51)..... 1946-48  
 Jones, Keith (14)..... 1994-97  
 Jones, Reshad (75)..... 2005-08  
 Jones, Rusty (60, 86)..... 1969-71  
 Jongsma, Allen (43)..... 1969-71  
 Jordan, Willie (44)..... 1976-77  
 Josephs, Ed (42)..... 1996-97  
 Jouett, Charlie (39)..... 2010  
 Judd, Jacob (66)..... 2014  
 Just, Jerry (21)..... 1975-77  
 Justice, Steven (14)..... 1974-76

## K

Kaburick, Josh (46, 50)..... 1996-98  
 Kachanuk, Sam (59)..... 2011, 13-14  
 Kaczmarek, Mark (78)..... 1969-72  
 Kandal, Steve (63)..... 1971-74  
 Kaser, Todd (54)..... 1990-91  
 Kasprak, Michael (49)..... 2004-05  
 Katsenes, George (82)..... 1965-67  
 Kay, Doug (65)..... 1959  
 Keating, Quenton (83)..... 2012  
 Keaton, Jamal (78)..... 2011, 13  
 Keeley, Tom (34)..... 1989-90  
 Keller, Mark (51)..... 1972-74  
 Kennedy, Ken (20)..... 1972-73  
 Kennedy, Pete (52)..... 1977-78  
 Kennon, Bill (61)..... 1969-70  
 Kern, Ed (62)..... 1988, 90  
 Kero, Chuck (21)..... 1968-69  
 Kevin, Thomas (24)..... 1971-73  
 Keyes, Darryl (1)..... 1972-73  
 Khaleel, Fu'ad (5)..... 2003-06  
 Kimpton, Aaron (38)..... 2003  
 King, Dave (25)..... 1994  
 King, Jemal (26, 97)..... 1997-99  
 Kingsby, Ty (3, 4)..... 1997-98  
 Kintzel, Kevin (26, 17)..... 2011-14  
 Kirmess, Jim (40)..... 2003  
 Klaric, Robert (97)..... 1988-89  
 Klingensmith, Dan (46, 71)..... 1971-72  
 Klis, Bryan (5, 26)..... 1987-88  
 Knuckles, Brian (21)..... 1995-96  
 Knuese, Dan (10)..... 1982  
 Knuffman, Nathan (33)..... 2013-14  
 Koehne, Cameron (63)..... 2008, 10  
 Kocsis, Drew (46, 54)..... 2001-03  
 Konstanzer, Zach (82)..... 2013  
 Kooker, Gary (83)..... 1974-75  
 Koomar, Joe (90)..... 1946-48  
 Koscevic, Don (75)..... 1990-91  
 Kowalyshen, Jon (39, 54)..... 2002-03  
 Kozinski, Theodore (34)..... 1966-67  
 Krause, Mike (19)..... 1986-89

Kreczmer, Brandon (52) . 2006-07, 09-10  
 Kriecha, Jim (39)..... 1968-70  
 Kulisek, Pat (33)..... 1972-73

## L

LaChapelle, John (96)..... 2014  
 LaFalce, Steve (17, 9)..... 2003-06  
 Lamphear, Mike (65)..... 2007-10  
 Landes, Mark (70)..... 1986  
 Landis, Jack (70)..... 1947-50  
 Langan, John (51)..... 1992-95  
 Langan, Justin (10, 14)..... 2001-04  
 Lange, Dick (94)..... 1956-57  
 Larson, Bill (56)..... 1958-59  
 Lashmet, Don (52)..... 1954-56  
 Lavin, Rich (87)..... 1973-74  
 Lawson, Attley (2)..... 2000, 02-04  
 Lawson, Greg (32, 37)..... 1976-77  
 Layne, Fred (72)..... 2001-04  
 Lazeo, Rob (78)..... 1992-95  
 Leatherwood, Dick (63)..... 1958-59  
 Lee, David (93, 94)..... 1989  
 Lee, Greg (34)..... 1974-76  
 Lee, Rory (30)..... 1993  
 Leese, Bob (12)..... 1970-71  
 Leinerweber, Bill..... 1958-59  
 Lenoir, Jr., Lance (7)..... 2013-14  
 Lesch, Vic (75)..... 1949-50  
 Levenhagen, Scott (89)..... 1975-76  
 Lewis, Jimmy (44, 67)..... 1988  
 Lewis, Lyman..... 1947-48  
 Lewis, Renard (99)..... 2000  
 Lewis, Scott (68)..... 1987-88  
 Lilgeberg, Jack (51)..... 1954-56  
 Lindsey, Jeff (69)..... 2011-13  
 Lindsey, Robert (41)..... 1997-98  
 Lines, Eric (31)..... 2005-06  
 Lingley, Matt (36)..... 2003  
 Litchfield, Gary (24)..... 1961-62  
 Little, Ron (86)..... 1955-57  
 Lobdell, Felix (22)..... 1974  
 Locatelli, Ty (12)..... 1996-97, 99  
 Lockwood, Mike (9, 80)..... 1983-85  
 Lodico, Jim (56)..... 1959-61  
 Logan, Bob..... 1959-61  
 Lomelino, Marty (44, 51, 69)..... 1984-87  
 Lopez, Joe (32)..... 1998-00  
 Lormile, Johnny (57)..... 2002-04  
 Love, Adam (71, 75)..... 1992-94  
 Love, Lonnie (27, 30)..... 1974-75  
 Love, Mike (70)..... 2012-13  
 Loveless, Blake (37)..... 1972-73  
 Lubbs, Dean (64)..... 1966-67  
 Lucky, Bill (34)..... 1967-68  
 Luis, Pablo (47)..... 1988-89  
 Lukabu, Piana (39)..... 2005  
 Luke, R.J. (19)..... 2002  
 Luke, Robert (19)..... 1975-76  
 Lumley, David (32)..... 1974-75  
 Lunak, Wayne (96)..... 1958-61  
 Lunt, Wil (19)..... 2009-12  
 Lutenburger, Jay (81)..... 1983  
 Lynch, Dominic "Ditty" (51)..... 1950-52

## M

Mack, Nathaniel (40)..... 2004  
 Macklin, Roy (73)..... 1948-50

Madden, Pat (29)..... 1985  
 Madsen, Nick (95)..... 2009  
 Magalei, Danny (43, 60)..... 1992-93  
 Magalei, Gabe (61, 69)..... 1993-94  
 Magness, Michael (92)..... 1978-80  
 Maher, Joe (86)..... 1983-86  
 Maher, Mike (81)..... 1978-80  
 Majka, Bob (13)..... 1969-71  
 Mallie, Bill..... 1949-52  
 Malone, Duane (82)..... 1975-77  
 Malone, Kelvin (7)..... 1988-90  
 Malone, Mario (31)..... 1990-92  
 Manock, Ron (73)..... 1964-66  
 Marawski, Jeff (7)..... 1982-83  
 Marchewka, Steve (82)..... 1984  
 Marini, Angie (75)..... 1948-50  
 Marini, Joe (99)..... 1957-58  
 Marquardt, Mike (22, 30)..... 1974-76  
 Marszalek, Paul (11, 19)..... 1980-81  
 Martin, Bob (59)..... 1954-57  
 Martin, Matt (63, 92)..... 1991-94  
 Martin, Mitch (67)..... 1991-94  
 Martinez, Alex (53)..... 2010  
 Martinez, Derek (74)..... 2003  
 Martz, Tim (48)..... 2003  
 Masters, Travis (2)..... 1994-95  
 Matagi, David (76)..... 1998  
 Mathews, Reggie (21)..... 1991-93  
 Matraw, Shawn (67)..... 1988-89  
 Maynard, Bill (62)..... 1969-70  
 McAdams, Matt (9)..... 2002  
 McBride, Josh (17)..... 2001  
 McCall, Josh (66, 70)..... 1997-99  
 McCarthy, Jack (56)..... 1952-55  
 McCray, Bruce (5,6)..... 1985-86  
 McCue, John (28, 32, 39)..... 1983-85, 87  
 McDaniel, David (22)..... 2011-14  
 McDonald, Kendall (26)..... 1992-94  
 McEachern, Mike (7)..... 2006-08  
 McFarland, Mike (52)..... 1958-60  
 McGrew, Kevin (15)..... 1995  
 McGriggs, Lamar (42)..... 1990  
 McInerney, Francis (76)..... 1946-49  
 McIntyre, Art (9)..... 1990-91  
 McKetchan, Jerry (65)..... 1967-69  
 McKinney, Jeff (21)..... 1984-85  
 McLaughlin, Joe (54)..... 1964-67  
 McLaughlin, Marlon (8)..... 2004  
 McMillan, Ken (57)..... 1991-93  
 McMillon, Bob (3)..... 1992-93  
 McNulty, Mike (50)..... 1978-80  
 McNutt, Chris (4, 25)..... 2002-03,05  
 McPheeters, Chip (64)..... 1995-97  
 McWilliams, Jason (1)..... 2001-02  
 Medina, Jose (35, 58)..... 1997-98  
 Mehoczky, Bob (77)..... 1992-93, 95  
 Melchert, Frank (53)..... 2000, 02-03  
 Melvin, Deion (92)..... 1985-86  
 Mendez, Harry (80)..... 1974-75  
 Menke, Alvin (52, 87)..... 1983  
 Mertens, Steve (47)..... 1970-73  
 Meyer, Jeff (19, 48)..... 1981-82  
 Meyers, Brian (12, 15)..... 1995-97  
 Michel, Paul (86)..... 1961-64  
 Michna, Russ (12, 15)..... 2000-03  
 Middlebrook, Cornell (32)..... 2001-02  
 Mielke, Scott (17)..... 1976-69

Mikez, Steve (10)..... 1971-73  
 Miller, Aaron (22)..... 2006  
 Miller, Bill (76)..... 1975-77  
 Miller, Dave (35)..... 1987-88  
 Miller, Dwayne (83)..... 2007  
 Miller, Marty..... 1963-65  
 Miller, Milo (45)..... 1989-90  
 Miller, Red (83)..... 1946-49  
 Miller, Roger (14)..... 1963-65  
 Mills, Steve (76)..... 1969-70  
 Milsap, Claude (24)..... 1986-87  
 Milton, Bill (75)..... 1955-57  
 Milton, James (51)..... 1997-98  
 Milton, Javid (36, 6)..... 2005-08  
 Mireles, Quadarias (9)..... 2014  
 Mitchell, Darrell (25)..... 1995  
 Mitchell, Jim (13)..... 1998-01  
 Mitchell, Walter (17, 81)..... 1999-00  
 Mize, Steve (18)..... 1977  
 Moffitt, Jon (89)..... 1996  
 Moore, Devon (28)..... 2014  
 Moore, Martin (55)..... 1989, 91  
 Moore, Mike (31, 41)..... 1970-71  
 Moore, Boomer (86)..... 2003-06  
 Moore, Quartez (78)..... 2005  
 Moore, Stephen (11,26)..... 2006-09  
 Morgan, Addison (9)..... 1992-93  
 Morgan, Dennis (36)..... 1971-73  
 Morgan, Justin (82)..... 2009-12  
 Morgan, Tom (55, 97)..... 1980-81, 83  
 Morris, Jesse (6, 20)..... 1991-92  
 Morrison, Mike (63)..... 1986-87  
 Mortier, Jim (50)..... 1961-63  
 Mortier, Larry (51)..... 1967-69  
 Mosby, Daryl (7, 87)..... 1980  
 Moulden, Josh (65, 83)..... 1991-94  
 Muhich, Ken (50)..... 1965-67  
 Muhammad, Aaron (85)..... 2010-11  
 Muhammad, Solahudeen (6)..... 2004  
 Mullen, Ted (68)..... 1952-53  
 Muller, Ian (72)..... 1995  
 Muller, Peter (14, 83)..... 1969-72  
 Murray, Bernard (29)..... 1972-73  
 Murray, Kevin (40)..... 1982-83

## N

Nardelli, Bob (63)..... 1968-70  
 Nelson, Mick (95)..... 2014  
 Nelson, Steve (13)..... 1975-76  
 Nelson, Turner (71)..... 2005  
 Nesbitt, Ron (69)..... 1987-88  
 Neuhauser, Kelly (49)..... 1994-97  
 Newby, Chris (68)..... 2002-03  
 Newman, Mike (70)..... 2000  
 Newman, Ricky (98)..... 1990  
 Nichols, Dallas (25)..... 2013  
 Nichols, Jerome (80)..... 1996  
 Nicholson, Dave (24)..... 2012  
 Nicholson, Lamont (45)..... 1992-96  
 Niemi, Bob (42, 90)..... 1983-84  
 Niklos, J.R. (5)..... 1999-01  
 Noble, Scott (8)..... 1984-85  
 Norris, James (7)..... 2003-04  
 Northern, Hayden (12)..... 2012  
 Norvell, Trenton (14)..... 2013-14  
 Notorangelo, Joe (86)..... 1972-74  
 Nwankwo, Emeka (98)..... 2011



# ALL-TIME LETTERWINNERS

## O

O'Boyle, Bill (74)..... 1982-83  
 O'Brien, Andrew (50)..... 2003  
 O'Brien, Jay (63)..... 1975-77  
 O'Brien, Jim (25, 66)..... 1989  
 O'Brien, John (88)..... 1988-89  
 O'Brien, Mike (45)..... 2000-03  
 Oberbroeckling, Dan (72)..... 1993  
 Ogle, Jim (88)..... 1955-58  
 Oliva, Butch (92)..... 1984  
 Oliver, Frankie (2)..... 2005-06  
 Oliver, Tom (94)..... 1958-59  
 Olson, Corey (55)..... 1997  
 Olson, Stan (86)..... 1951-54  
 O'Neal, Barry (22)..... 1981  
 O'Neal, Jamarl (82)..... 2000  
 O'Neill, Mike (71)..... 1970-71  
 Onstot, Doug (98)..... 1979  
 Opp, Ernest (91)..... 1947-48  
 Orfe, Ken (78)..... 1988-89  
 Orr, Mike (86)..... 1979-81  
 Ostrowski, Jeff (72)..... 1980-81  
 Outlaw, Greg (44)..... 1969-71  
 Owens, Chris (18, 87)..... 1969-70  
 Owens, Tom..... 1952-55

## P

Page, Harry (80)..... 1969-72  
 Palermo, Kevin (45)..... 2008-11  
 Pakeltis, John..... 1993  
 Palme, T.J. (65)..... 2012  
 Pamilton, Raynard (24)..... 2010-11  
 Paradiso, Chuck (32)..... 1966-68  
 Parr, Phillip (58)..... 2005, 07  
 Parrish, Lemar (5)..... 2002  
 Passananti, John (70)..... 1971-74  
 Pasternack, Wally (57, 67)..... 1979-82  
 Patterson, Jeff (98)..... 1981-83  
 Patterson, Larry (20)..... 2011  
 Pauley, Dale (96)..... 1951-54  
 Payne, Eric (51)..... 1982-83  
 Payne, J.J. (34)..... 2005-06  
 Payne, Michael (16)..... 2004  
 Payton, Marc (30)..... 1991-92  
 Pearson, Ray (77)..... 1950-53  
 Pecaro, John (14)..... 1966-68  
 Pederson, Steve (82)..... 1969-70  
 Pence, Tom (15, 19)..... 1981-82  
 Penn, William (12)..... 2005  
 Perkins, Kevin (41)..... 1981-83  
 Perrin, Victor (20, 44, 43)..... 1986-87  
 Peters, Joe (46)..... 1983-86  
 Peterson, Kyle (76)..... 1979-81  
 Peterson, William (10)..... 2000  
 Petrilli, Tom (55)..... 1977-79  
 Phalen, Craig (79)..... 1976-77  
 Phifer, Hiawatha (21)..... 1993-94  
 Phillips, Andy (89)..... 1958-59  
 Phillips, Buck (23)..... 1994-95  
 Phillips, Wayne (30, 20)..... 2013-14  
 Philpot, Brandon (28)..... 1997  
 Pierre, Anthony (29)..... 1995-96  
 Pittenger, Bob (62)..... 1965-66  
 Plasencia, Gil (74)..... 1994-95  
 Pleviak, Matt (46)..... 1994-95  
 Podell, Marshall (70)..... 1947-49  
 Pollard, Deke (75)..... 1959-60

Poma, Justin (31)..... 2004  
 Pomazak, Mark (24)..... 1982-83  
 Porter, Chris (28)..... 2008  
 Porter, Quinlan (13)..... 2002  
 Potter, Dave (57)..... 1974-76  
 Powell, Darius (74)..... 2005  
 Power, Sam (1, 44)..... 2009-10  
 Prentice, Jeff (85)..... 1986-87  
 Presendieu, Enock (57)..... 2009-11  
 Price, Fred (21)..... 1995  
 Privott, Marquette (10)..... 2013-14  
 Pryor, Markus (48)..... 1997-99  
 Pryor, Rick (72)..... 1984-85  
 Pudge, Leonard (59)..... 1948-49

## R

Raber, Richard (13)..... 1962-64  
 Raffelson, J.J. (43)..... 2012-14  
 Raskiewicz, Ken (81)..... 1962-63  
 Ray, Caulton (25)..... 2010-12  
 Rayborn, Randall (94)..... 1955-56  
 Rayhill, Tom (22)..... 1989, 91  
 Reardon, Cody (10)..... 2011-12  
 Rebac, Brian (77)..... 1987-90  
 Redding, Joe (98)..... 1988-89  
 Redman, Hobert (88)..... 1945-49  
 Reed, Ron (12, 17)..... 1988-89  
 Reeves, Andre (73)..... 2002  
 Reis, Jim (85)..... 1948-49  
 Renner, Rick (90)..... 1985-87  
 Rennick, James (67)..... 2000-02  
 Reuss, Clarence (84)..... 1946-49  
 Reynolds, Mike (78)..... 1950-53  
 Rhodes, Jay (72)..... 1961-63  
 Riccio, Dennis (80)..... 1994-95  
 Richardson, Dace (35)..... 1978-80  
 Richardson, Josh (62)..... 1999  
 Richardson, Rick (48)..... 2009-11  
 Ricketts, Gavin (98)..... 2012-14  
 Ricketts, Ryan (63)..... 2013-14  
 Riddle, Jason (44)..... 2000, 03  
 Rideau, Justin (80)..... 2009  
 Riley, Carl (96)..... 1981-82  
 Riley, Chris (92)..... 2006-09  
 Riley, Dean (53)..... 1949-50  
 Riley, Quinshun (27)..... 2005-07  
 Rio, Robert (95)..... 1954-56  
 Rio, Ronald (97)..... 1954-57  
 Ristow, Marc (56)..... 1975-76  
 Rivers, Sedrick (6)..... 2003-04  
 Roberson, Alfonso (36)..... 1994  
 Roberts, Ed (2)..... 2008-09  
 Roberts, Ike (14)..... 2002  
 Robinson, Junior (1, 3)..... 1998-00  
 Robinson, Kevin (24, 25)..... 1997  
 Robiskie, Andrew (52)..... 2009-12  
 Robiskie, Kyle (80)..... 2010-13  
 Rocchietti, Bret (63)..... 2002-05  
 Rock, George (41)..... 1974-76  
 Roettgen, Keith (66)..... 1999-01  
 Rogers, Erik (23)..... 1996-99  
 Roley, Pete (13)..... 2007  
 Rollins, Jonathon (13, 4)..... 2011-14  
 Romano, Doug (14, 36)..... 1989-92  
 Roscetti, Rick (58)..... 1982-84  
 Rosenthal, Kurt (56)..... 2000  
 Ross, Gustine (22)..... 1983

Ross, Karim (25, 42, 88)..... 1998-00  
 Ross, Leonard (11, 13, 36)..... 1993-95  
 Ross, Maurie (74)..... 1949-52  
 Ross, Steve (2)..... 1990, 92  
 Rous, Richard (22)..... 1965-66  
 Rowan, Taylor (16)..... 2005-08  
 Rucka, Bobby (44)..... 1996-99  
 Rucks, Tom (97)..... 1976-78  
 Rucks, Walter (89)..... 1947-49  
 Rudnick, Raymond (54)..... 1994-95  
 Ruether, Rich (41)..... 1988-89  
 Russell, Lee (43)..... 2000-03  
 Ryan, Pat (76)..... 2001-04

## S

Sabino, Chris (5)..... 1994-95  
 Sagely, Bill (75)..... 1998-99  
 Sainvilus, Sadrac (25)..... 2001  
 Sale, Henry (80)..... 1952-54  
 Salomon, Fredson (87)..... 2012-13  
 Salvatori, Frank (84)..... 1967-69  
 Sanders, Devon (21)..... 2014  
 Sanders, Javon (20)..... 2001  
 Sandler, Duane (58)..... 1950-53  
 Sands, Bob (57, 73, 99)..... 1969-71  
 Sangro, Rino (77)..... 2004  
 Santoro, Frankie (40)..... 2014  
 Sauter, Tom (56)..... 1969-71  
 Schachner, Bob (63, 69)..... 1979-80  
 Schachner, Richard (80)..... 1968-69  
 Schade, Bob (81)..... 1987-88  
 Schalk, Steve (34)..... 1996  
 Schertz, Richard (80)..... 1968-69  
 Schimanski, Rick (24, 45)..... 1969-71  
 Schisler, Darvin (90)..... 1957-58  
 Schmidt, Jon (57)..... 1988-89  
 Schmitt, Drew (98)..... 2003, 05  
 Schneider, Ben (36)..... 2009  
 Schoneman, Matt (47)..... 1991-92  
 Schuette, Daryl (42)..... 1977-78  
 Schulback, Tom (86)..... 1966-68  
 Schulte, Ross (84)..... 1991-94  
 Schultz, Daniel (54)..... 2005-06  
 Schwartz, Bob (65)..... 1982-83  
 Scifres, Mike (83)..... 1999-02  
 Scott, Avery (42)..... 1992-93  
 Scott, Greg (20)..... 1993-94  
 Scott, Hi-C (19)..... 2013-14  
 Scott, Mark (56)..... 1980-81  
 Scott, Tom (6)..... 1985-86  
 Scruggs, Jim (90)..... 1974-76  
 Searcy, Mark (7)..... 1982-84  
 Sears, John (89)..... 1995  
 Seeger, John (73)..... 1953-56  
 Selke, Todd (93)..... 1980-82  
 Sellers, Dwight (23)..... 1959-61  
 Sellers, Jeff (42)..... 1976-78  
 Seman, Matt (4, 12)..... 1990-93  
 Senatus, Lito (81, 1)..... 2008-10  
 Seno, Bill (80)..... 1960-61  
 Sessions, Jacoby (49)..... 2012-13  
 Seubert, Rich (73, 85)..... 1997-00  
 Shadley, Mike (83)..... 1977, 79-80  
 Shakir, Yusuf (2)..... 1999  
 Sharpe, Luis (8)..... 2014  
 Shaver, Dave (64)..... 1976-77  
 Shaw, Jim (85)..... 1947-49

Shelby, Dan (43)..... 1984  
 Sheppard, Randy (54)..... 1979-81  
 Shields, Jeff (98)..... 2000  
 Shriber, Gerry (95)..... 1957-59  
 Shroble, Michael (15)..... 2011  
 Shymkewich, Don (90,94,95)..... 1995-97  
 Siebenaler, Bob (58)..... 1990-91  
 Silas, Reggie (56)..... 1982-83  
 Sibert, Bill (25)..... 1976-78  
 Siloski, Steve (65)..... 1971-73  
 Simmons, Donny (10)..... 1991-92  
 Simmons, Leon (45, 49)..... 1998-99  
 Simon, Gary (64)..... 1967-69  
 Simpson, Herb (26, 32)..... 1978  
 Simpson, Scott (88)..... 2013  
 Sims, Carl (1)..... 2005-08  
 Sims, Jason (90)..... 1992  
 Singer, Paul (9, 15)..... 1985-88  
 Singleton, Deondre (11, 14)..... 1994  
 Sirota, James (93)..... 1974-75  
 Skaggs, Dennis (46)..... 1967-68  
 Skinulis, Charles (54)..... 1977-78  
 Skuteris, Mark (68)..... 1976-78  
 Smitzley, Stuart (72)..... 1952-55  
 Smith, Adam (18)..... 2004  
 Smith, Bobby (5, 20)..... 1980-82  
 Smith, Brad (15, 19)..... 1969-71  
 Smith, Brock (17, 88)..... 1998  
 Smith, Dave (39)..... 1976-77  
 Smith, Josh (23)..... 2014  
 Smith, Lester (92)..... 1973-75  
 Smith, Maurice (15)..... 1986-87  
 Smith, Patrick (31)..... 2010-12  
 Snowden, Dick (59)..... 1957-59  
 Snyder, Donnie (28, 44)..... 1974-75  
 Snyder, Tom (94)..... 1992  
 Sobotka, Brad (95)..... 1984-85  
 Soebbing, Scott (53)..... 1977-78  
 Sola, Tom (77)..... 1967-68  
 Solie, Ryan (65)..... 2001-03  
 Sowers, Steve (60, 90)..... 2003-06  
 Spangenberg, Gary (48)..... 1962-64  
 Spates, Willie (67)..... 1957-58  
 Spearman, Myles (42)..... 2014  
 Speight, Daniel (94, 74, 60)..... 2006-09  
 Speight, Todd (7)..... 2007-10  
 Spelich, Mike (98)..... 1996  
 Spencer, Don (48)..... 1992-93  
 Spencer, Mark (61)..... 1999  
 Spicer, Derrick (8, 15, 26)..... 1997-98  
 Spila, Ed (96)..... 1984  
 Spotts, Brian (40)..... 1977-79  
 Spraggins, Frank (9, 23)..... 1994-97  
 St. Sauver, Rob (10)..... 1993-94  
 Staback, John (8, 19)..... 1978-80  
 Stadnick, John (75)..... 1980-82  
 Stalcup, Todd (84)..... 1982-84  
 Stam, Jason (48, 53)..... 1994-95  
 Starks, Bobby (6)..... 1999-00  
 Stauffer, Jeff (68)..... 1982-83  
 Stecker, Aaron (27)..... 1997-98  
 Steele, Jake (88)..... 2002  
 Stefanski, Steve (63)..... 1994  
 Steffens, Keith (94)..... 1979-80  
 Steinbaugh, Chad (24)..... 1991-92  
 Stelly, Jerome (8)..... 1981-82  
 Stermitz, Scot (22, 36)..... 1991-93

# ALL-TIME LETTERWINNERS



Sternquist, Tom (78)..... 1975-77  
 Stevens, Al (67)..... 1947-50  
 Stevens, Bobby (7)..... 1993-94  
 Stevenson, Mark (77, 71)..... 1978  
 Steward, Brian (88)..... 1976-77  
 Steward, Noria Lee (38)..... 1962-65  
 Stewart, Damon (13)..... 1997-98  
 Stewart, Don (11)..... 1984  
 Stewart, Wayne (95)..... 1993-96  
 Stieren, Mike (39, 9)..... 2007-10  
 Stinson, Cecil (67)..... 1946-48  
 Stoik, Pat (87)..... 1948-50  
 Stoudamire, Patrick (14,3)..... 2006-09  
 Strittmatter, Dick (53, 74)..... 1969-71  
 Strode, Gene (71)..... 1957-58  
 Sturdivant, Tim (80)..... 1982  
 Suehr, John (58)..... 1948-50  
 Sullivan, John (69)..... 1984-86  
 Sullivan, Pat (79)..... 1987-88  
 Sullivan, Sean (68)..... 2012-14  
 Sumlin, Gary (58)..... 2009-10  
 Summers, Freddie (82)..... 2003  
 Suverkrup, Paul (99)..... 1956-57  
 Swanson, Derek (31, 33)..... 1987-90  
 Sweeney, Drew (61)..... 2005-07

## T

Talapu, Faifu (72)..... 1996-97  
 Tapley, Eric (23)..... 2007  
 Tassio, Jordan (11)..... 2009  
 Tauer, Damon (27)..... 1996  
 Taylor, Brett (44)..... 2014  
 Taylor, Craig (25)..... 1984-85  
 Taylor, Joe (72)..... 1969-72  
 Taylor, Lorenzo (3)..... 1986-89  
 Taylor, Ryan (9, 37)..... 1997-99  
 Taylor, Tracy (58)..... 1992-95  
 Teague, Tony (89)..... 1992-93  
 Teerlinck, John (89)..... 1971-73  
 Terry, Donald (77)..... 1999-00  
 Tetzl, Mike (98, 91)..... 2002-03  
 Tharp, Charles (21)..... 1999-00  
 Tharps, Terry (1)..... 2001  
 Thatcher, Thomas (23)..... 1988-89  
 Thierry, Kyle (15)..... 2009  
 Thies, Justin (50, 63)..... 1999-00  
 Thomas, Marco (81, 11)..... 2003-06  
 Thomas, Reggie (24, 34)..... 2000-01  
 Thomas, Rico (10)..... 2006-08  
 Thomas, Rodney (34)..... 1980-81  
 Thompson, Anthony (2)..... 1998  
 Thompson, Earl (45)..... 1983-84  
 Tierney, Brian (56)..... 1992-93  
 Tigges, Mark (71, 74)..... 1984-85  
 Tipton, David (98)..... 1971-74  
 Tobin, Brett (64)..... 2004, 06  
 Todd, Zack (78)..... 2008  
 Today, Greg (51, 56)..... 1969-71  
 Tomczak, Ron (30)..... 1981-82  
 Tomhave, Ronald (84)..... 1963-64  
 Tompkins, Percy (31)..... 1980-82  
 Tompo, Trokon (38)..... 2005-07, 09  
 Tone, Bob (59)..... 1949-51  
 Torgerson, James (77)..... 2014  
 Torres, Luis (69)..... 1976-77  
 Tourtellott, Scott (98)..... 1984-85  
 Townsend, Buck (15)..... 2004-07

Townsend, Tim (27)..... 1981-82  
 Traba, James (80)..... 1964-65  
 Tresemer, Steve (59)..... 1970-71  
 Tri, Dwayne (20)..... 1975-77  
 Trizna, Dan (58)..... 1988  
 Troutman, Thomas (10)..... 1985-86  
 Trump, Thad (56)..... 1987-90  
 Trumpinski, Charles (45)..... 1961-62  
 Tsakiris, Alex (56, 78)..... 1978-80  
 Tucker, John (47)..... 1980  
 Turzynski, Steve (16)..... 1990-91  
 Twyner, Gunnard (81)..... 1993-95

## U

Ulin, Levi (98)..... 1998-99  
 Ulrich, Alex (77, 87)..... 1981-83  
 Underwood, Dick (73)..... 1951-52  
 Ursini, Mike (48)..... 1986

## V

Valle, Brett (69)..... 2007-08  
 Valle, Camillo (44)..... 1984-85  
 Valle, Frank (51)..... 2004-06  
 Valle, Jordan (62)..... 2009-11  
 Vallijo, Angelo (40)..... 1961-64  
 Van Acker, Jason (91)..... 1995  
 Van Ausdall, Tony (86)..... 1995  
 VandeMerkt, Bill (54)..... 1952-55  
 VandeMerkt, Scott (5)..... 1981-82, 84  
 Vandenberg, Eric (11)..... 1982  
 VanVlymen, Jim (54)..... 1996-97  
 Varnado, Derrick (4, 33)..... 1996-99  
 Vasconez, Jason (44)..... 1993-94  
 Veasey, Tito (7)..... 1998-99  
 Velde, Bret (6, 49)..... 1989-90  
 Veloz, JJ (93)..... 2014  
 Venable, Scott (66)..... 1989-90  
 Venegoni, Luke (46)..... 2011-14  
 Venturi, Tom..... 1976  
 Verhaeren, Kenneth (88)..... 1968-69  
 Vernetti, Randy (40)..... 1971-73  
 Viel, Tom (76)..... 1994  
 Visny, Jason (39)..... 2001  
 Visoky, Victor (71)..... 2007-10  
 Vock, Don (82, 96)..... 1977-78  
 Vuckovich, Milan (28)..... 2003

## W

Waddell, Reggie (23)..... 2000  
 Wade, Darren (6)..... 1990-91  
 Wade, Jay (45)..... 1987-88  
 Wagner, Brad (65)..... 1989-90  
 Wagner, Mike (29)..... 1968-70  
 Wakefield, Jim (85)..... 1961-63  
 Waldron, Ryan (34)..... 2009-11  
 Walker, Alie (72, 83, 54, 44)..... 2009-12  
 Walker, Chad (62)..... 2003-06  
 Walker, Fred (96)..... 2000  
 Walker, Scott (68)..... 1971-73  
 Walker, Tim (24)..... 2007-08  
 Wallis, Ray (66)..... 1952-55  
 Wallon, Dennis (11)..... 1959-62  
 Walsh, Kevin (81)..... 1997-98  
 Walsh, Pat (20)..... 1961-62  
 Waltower, Dwayne (60)..... 1995  
 Wamsley, Jay (70)..... 1969-71  
 Wamsley, Jerry (44)..... 1966-67  
 Warner, Matt (8)..... 2006-09

Warner, Phillip (85)..... 1977-79  
 Warren, Jon (22, 90)..... 2000-02  
 Washington, Shadrick (80)..... 1998  
 Washington, Travis (9)..... 2002-03  
 Washkevich, Dan (32)..... 1958-61  
 Waterhouse, Glenn (53)..... 1995  
 Watson, David (55)..... 1997-99  
 Watson, Nikko (38)..... 2011-13  
 Watts, Brandon (25)..... 2001  
 Weberring, George (81)..... 1946-48  
 Weiden, Don (82)..... 1947-50  
 Weilandt, Dan (81)..... 1971-72  
 Weisinger, Jim (63)..... 1991  
 Wells, Zack (2)..... 2007-08  
 Weltha, Paul (70)..... 1990-91  
 Westemeyer, Brent (54, 73)..... 1983-86  
 West, Tyler (27)..... 2010-12  
 Westen, Curt (64)..... 1980-82  
 Westen, Richard (80)..... 1990-91  
 Whitaker, Charlie (26)..... 2013  
 White, Jeff (9)..... 1980-81  
 White, Paul (60)..... 1970-71  
 White, Presley (56)..... 1987-88  
 Whitehead, Jordan (75)..... 2001  
 Whitehead, Keith (30)..... 1977-78  
 Whitehouse, Jack..... 1955-57  
 Whitmore, Wayne (82)..... 1946-48  
 Wickman, Luke (59)..... 2005-06  
 Wilcox, Emrick (6)..... 1987-88  
 Wilikin, Bill (64)..... 1958-59  
 Williams, Beau (36)..... 1982-83  
 Williams, Ben (39)..... 1989  
 Williams, Damon (4, 29)..... 1998-01  
 Williams, David (88)..... 2003-04  
 Williams, Derrick (28)..... 1994  
 Williams, Jason (6)..... 2005-08  
 Williams, J'Vaughn (15)..... 2013-14  
 Williams, Marlin (99)..... 1987-88  
 Williams, Marvin (84)..... 1972-73  
 Williams, Nate (34)..... 1983-84  
 Williams, Nate (58)..... 1995-96  
 Williams, Steve (2, 22)..... 1986-89  
 Williams, Toby (57)..... 2014  
 Wilmore, Jamel (51)..... 2011-12  
 Wiip, Tom (66, 96)..... 1985, 87  
 Wilson, Mike (24)..... 1965-68  
 Wilson, Ron (85)..... 1968-69  
 Winters, Frank (50)..... 1984-86  
 Wise, John (45)..... 2004  
 Wisnosky, John (71, 93)..... 1983, 85-87  
 Woddall, Duane (98)..... 1958-59  
 Wofford, Tim (82)..... 1985-86  
 Wohrley, Jim (59)..... 1982-84  
 Wollbrink, Mike (39)..... 1995  
 Woodard, Milan (3)..... 2004-06  
 Woodruff, Bary (19)..... 1984-85  
 Woods, Jim (79)..... 1971-72  
 Woods, Michael (25)..... 2004  
 Woolford, Gary (27)..... 1972-73  
 Woolman, Doug (13)..... 1966-68  
 Wrathner, Ron (45)..... 1966-67  
 Wrenn, John (28)..... 1970-72  
 Wright, James (1)..... 2003  
 Wyllie, Duffy (82)..... 2004

## Y

Yaccino, Frank (10)..... 1967-68  
 Yancy, Trent (11)..... 2007  
 Yellin, Matt (42)..... 2003-05  
 Yilla, Doran (69)..... 2002  
 Yoder, James 'Buck' (12)..... 1994  
 Young, Bob (94)..... 1951-54

## Z

Zaboral, Tom..... 1946-48  
 Zanders, Mark (10)..... 1997-98  
 Zavadil, Bill (65)..... 1958-60  
 Zeller, Dan (66)..... 2006-08  
 Ziegler, Don (66)..... 1975-77  
 Zink, Paul (63)..... 1984-85  
 Zitzka, Tony (67, 91)..... 1997-99  
 Zobrist, Matt (73)..... 2013-14  
 Zwierzynski, J.R. (18)..... 2006

## 1

Albert Brown..... 1986  
 Demeris Johnson..... 1990-92  
 Darnell Harrison..... 1994  
 Vince Jackson..... 1996-97  
 Jimmy Robinson..... 1998  
 Jason McWilliams..... 2001-02  
 Terry Tharps..... 2001  
 James Wright..... 2003  
 Richard Brown..... 2004-05  
 Carl Sims..... 2005-08  
 Marshon Royal..... 2007  
 Cameron Jackson..... 2008  
 Sam Power..... 2009  
 Lito Senatus..... 2009-10  
 Chris Boone..... 2011-12  
 Fredson Salomon..... 2013  
 Joey Borsellino..... 2014

## 2

Nate Blanks..... 1986  
 Steve Williams..... 1987-89  
 Steve Ross..... 1990-92  
 Kelly Johnson..... 1993  
 Travis Masters..... 1995-96  
 Anthony Thompson..... 1998-99  
 Yusuf Shakir..... 2000  
 Attley Lawson..... 2001-04  
 Frankie Oliver..... 2005-06  
 Zack Wells..... 2005-08  
 Ed Roberts..... 2007-09  
 Lamor Hickman..... 2009  
 Charles Chestnut..... 2010-12  
 Devon Butler..... 2013  
 J.C. Baker..... 2014



# ALL-TIME NUMERICAL ROSTER

## 3

Lorenzo Taylor ..... 1986-89  
 Bob McMillon ..... 1991-93  
 Jeff Belle ..... 1994  
 Dustin Blount ..... 1996  
 Ty Kingsby ..... 1997-98  
 Jimmy Robinson ..... 1999-00  
 Brian Colar ..... 2001  
 Vinceson Campbell ..... 2002-03  
 Milan Woodard ..... 2004-06  
 Herb Donaldson ..... 2005-08  
 Patrick Stoudamire ..... 2007-09  
 Marva Carley ..... 2009  
 Kareem Adewole ..... 2013  
 Richard Chungong ..... 2014

## 4

Bill Hunter ..... 1986-89  
 Eric Boldridge ..... 1990  
 Matt Seman ..... 1992-93  
 Tywon Kingsby ..... 1996  
 Robert Carter ..... 1998  
 Derrick Varnado ..... 1999  
 Damon Williams ..... 2000-01  
 Victor Campbell ..... 2002-03  
 Chris McNutt ..... 2004-05  
 Matt Barr ..... 2006-08  
 Justin Hamilton ..... 2006-07  
 Mike Garoppolo ..... 2009  
 Matt Barr ..... 2009-10  
 Theon Dixon ..... 2011-12  
 Jonathon Rollins ..... 2013-14

## 5

Scott VandeMerkt ..... 1981-84  
 Bruce McCray ..... 1985-86  
 Don Beebe ..... 1987  
 Brian Klis ..... 1988  
 Jeff Bush ..... 1989-92  
 Chris Sabino ..... 1994-95  
 Calvin Green ..... 1996  
 Mike Carter ..... 1997-98  
 J.R. Niklos ..... 1999-01  
 Shegun Cummings-John ..... 2002  
 Lemar Parrish ..... 2002  
 Fu'ad Khaleel ..... 2003-06  
 A.J. Simeon ..... 2006  
 Josh Galloway ..... 2007-08  
 Paul Anderson ..... 2008  
 Justin Hamilton ..... 2010  
 Martinez Davis ..... 2011-14

## 6

Bill Flodin ..... 1981  
 Bobby Smith ..... 1982-83  
 Bruce McCray ..... 1984  
 Tom Scott ..... 1985-86  
 Emrick Wilcox ..... 1987-88  
 Bret Velde ..... 1989  
 Darren Wade ..... 1990-91  
 Jesse Morris ..... 1992  
 Jermaine Ballard ..... 1995-97  
 David Bowens ..... 1998  
 Bobby Starks ..... 1999-00  
 Carlos Daniels ..... 2001  
 Sedrick Rivers ..... 2002-04  
 Jason Williams ..... 2005-08  
 C.J. Hamilton ..... 2006

Javid Milton ..... 2006-08  
 Kieron James ..... 2009-12

## 7

Daryl Mosby ..... 1980-81  
 Jeff Marawski ..... 1982-83  
 Mark Searcy ..... 1983-84  
 Albert Brown ..... 1985  
 Kelvin Malone ..... 1986-90  
 Willie Davis ..... 1991  
 Donald Harris ..... 1992  
 Bobby Stevens ..... 1994  
 Brad Freeman ..... 1996-97  
 Tito Veasey ..... 1999  
 Frisman Jackson ..... 2000-01  
 Stacy Coleman ..... 2002  
 James Norris ..... 2003-04  
 Mike McEachern ..... 2005-08  
 Todd Speight ..... 2007-10  
 Josh Hudson ..... 2011-12  
 Lance Lenoir, Jr. .... 2013-14

## 8

John Staback ..... 1980  
 Jerome Stelly ..... 1981-82  
 Jon Hannan ..... 1983  
 Scott Noble ..... 1984-85  
 Al Davis ..... 1986-87  
 Lance Earl ..... 1989-92  
 Derek Allen ..... 1993-95  
 Brian Meyers ..... 1996-97  
 Derrick Spicer ..... 1998  
 Nick Christian ..... 2001-04  
 Marlon McLaughlin ..... 2004  
 J.D. Jean ..... 2005-06  
 Matt Warner ..... 2007-09  
 Antoine Ford ..... 2010-13  
 Luis Sharpe ..... 2014

## 9

Jeff White ..... 1980-81  
 Mike Lockwood ..... 1984-85  
 Paul Singer ..... 1986-88  
 Arthur McIntyre ..... 1990-91  
 Addison Morgan ..... 1992-93  
 Frank Spraggins ..... 1994-97  
 Ryan Taylor ..... 1998-99  
 Sam Clemons ..... 1999-01  
 Matt McAdams ..... 2002  
 Travis Washington ..... 2002-03  
 Steve LaFalce ..... 2003-06  
 Boo Faulkner ..... 2004  
 Robert Hodges ..... 2005-08  
 Dre Gibbs ..... 2007-09  
 Mike Stieren ..... 2009-10  
 Ryan Demming ..... 2011-13  
 Quadarias Mireles ..... 2014

## 10

Frank Yacino ..... 1967-68  
 Steve Mikez ..... 1970-73  
 Mike Decker ..... 1975  
 Bill Fulmer ..... 1977-80  
 Steve Dalton ..... 1981  
 Dan Knuese ..... 1982  
 Tom Troutman ..... 1985-86  
 Chris Earl ..... 1987-88  
 Don Simmons ..... 1991-92

Rob St. Sauver ..... 1993-94  
 Mark Zanders ..... 1997-99  
 William Peterson ..... 2000  
 Kendall Gant ..... 2001-04  
 Justin Langan ..... 2002-04  
 Nathaniel Mack ..... 2005  
 Rico Thomas ..... 2005-07  
 Khambrel Simpkins ..... 2006  
 Cody Reardon ..... 2009-12  
 Marquette Privott ..... 2013-14

## 11

Dennis Wallon ..... 1959-62  
 Mark Anderson ..... 1972-73  
 Paul Marsalek ..... 1978-81  
 Eric Vandenbergh ..... 1983  
 Don Stewart ..... 1984  
 Chris Chiaro ..... 1985-86  
 Steve Hicks ..... 1987-89  
 Brad Fuller ..... 1990  
 Deondre Singleton ..... 1994-95  
 Leonard Ross ..... 1996  
 Kevius Clark ..... 1997  
 Sam Elmore ..... 1998-99  
 Billy Burns ..... 2001-02  
 Marco Thomas ..... 2004-06  
 Stephen Moore ..... 2006-07  
 Trent Yancy ..... 2007  
 Allen Davis ..... 2008  
 Jordan Tassio ..... 2009  
 Maurice Hood ..... 2011  
 Kyle Hammonds ..... 2013-14

## 12

Bill Dudley ..... 1966  
 Robert Leese ..... 1969-71  
 Paul Bowens ..... 1973-76  
 Brad Blakey ..... 1982-83  
 Terry Tully ..... 1984-85  
 Ron Reed ..... 1986-87  
 Matt Seman ..... 1989-91  
 Buck Yoder ..... 1993-94  
 Brian Meyers ..... 1995  
 Ty Locatelli ..... 1996-99  
 Russ Michna ..... 2000-03  
 William Penn ..... 2004-05  
 Eric Schultz ..... 2005  
 Kyle Glazier ..... 2006-08  
 Justin Brown ..... 2007  
 Adam Duvendack ..... 2008  
 Kyle Glazier ..... 2009-10  
 Hayden Northern ..... 2012-13  
 Demetrius Allen ..... 2014

## 13

Richard Raber ..... 1962-64  
 Don Johnson ..... 1966  
 Doug Woolman ..... 1966-68  
 Bob Majka ..... 1969-71  
 Steve Nelson ..... 1974-76  
 Ken Huddleston ..... 1984-85  
 Scott Hollenback ..... 1991  
 Leonard Ross ..... 1994-95  
 Damon Stewart ..... 1997-98  
 Jim Mitchell ..... 1999-01  
 Quinlan Porter ..... 2002  
 Milan Woodard ..... 2003  
 Ed Roberts ..... 2005-06

Peter Roley ..... 2005-07  
 Myers Hendrickson ..... 2008  
 Chris Fuchs ..... 2009-10  
 Jonathon Rollins ..... 2011-12  
 Jeremy Curry ..... 2013-14

## 14

Roger Miler ..... 1963-65  
 John Pecaro ..... 1966-68  
 Tom McGehee ..... 1969  
 Peter Muller ..... 1970  
 John Highland ..... 1972-73  
 Steve Justice ..... 1975-76  
 Steve Farnes ..... 1980-81  
 Ray Ferrier ..... 1982  
 Rick Fahnestock ..... 1983-87  
 Doug Romano ..... 1988-91  
 Deandre Singleton ..... 1992-93  
 Keith Jones ..... 1994-97  
 Justin Langan ..... 2000-01  
 Ike Roberts ..... 2002  
 Will Ducey ..... 2005-07  
 Patrick Stoudamire ..... 2006  
 Cody Reardon ..... 2008  
 Chris Boone ..... 2009-10  
 Myles Daughtry ..... 2011  
 Devon Butler ..... 2012  
 Trenton Norvell ..... 2013-14

## 15

Bradley Smith ..... 1970-71  
 Mark Jehn ..... 1975-79  
 Tom Pence ..... 1982  
 Bruce Fenza ..... 1983-84  
 Paul Singer ..... 1985  
 Maurice Smith ..... 1986-87  
 Joe Allen ..... 1988-90  
 Brian Anderson ..... 1991-92  
 Jeff Belle ..... 1993  
 Brian Meyers ..... 1994  
 Kevin McGrew ..... 1995  
 Derrick Spicer ..... 1997  
 Russ Michna ..... 1999  
 J.R. Jenkins ..... 2000  
 Buck Townsend ..... 2003-07  
 Charles Chestnut ..... 2008  
 Kyle Thierry ..... 2009  
 Michael Shroble ..... 2011  
 J'Vaughn Williams ..... 2013-14

## 16

Mike Clarke ..... 1969-70  
 Kevin Conolty ..... 1975-79  
 Mark Bloom ..... 1981-84  
 Dave Emond ..... 1985-86  
 Kelly Duncan ..... 1987-88  
 Steve Turzynski ..... 1989-91  
 Jeff Hecklinski ..... 1995-97  
 Kendall Gant ..... 2000  
 Michael Payne ..... 2004  
 Taylor Rowan ..... 2005-08  
 Myers Hendrickson ..... 2009-11  
 Devin O'Hara ..... 2014

# ALL-TIME NUMERICAL ROSTER



## 17

Mike Cunningham..... 1969  
 Curt Christenson..... 1970-71  
 Scott Mielke..... 1976-79  
 Ken Brown..... 1980-83  
 Nate Blanks..... 1985  
 Paul Petty..... 1986  
 Layne Bennett..... 1987  
 Ron Reed..... 1988-90  
 Donald Harris..... 1993  
 Kris Heddings..... 1994-96  
 Jim Farrell..... 1997  
 Walter Mitchell..... 1998  
 Brock Smith..... 1999  
 Josh McBride..... 2000-01  
 Ray Dukes..... 2002  
 Steve LaFalce..... 2002  
 Renold JeanLouis..... 2006  
 Fred Amiker..... 2006-07  
 C.J. Jones..... 2007-08  
 Steve Adams..... 2009-10  
 Tynan Murray..... 2011  
 Kevin Kintzel..... 2012-14

## 18

Chris Owens..... 1970  
 Steve Mize..... 1976-79  
 Mark Bissell..... 1980  
 Gene Benhart..... 1988-89  
 Willie Davis..... 1990  
 Ashlee Frazier..... 1999-00  
 Vinceson Campbell..... 2001  
 Terrence Hall..... 2002-03  
 Adam Smith..... 2004  
 J.R. Zwierzynski..... 2006  
 Brandon Burgess..... 2007  
 Josh Gabelmann..... 2007  
 Tyler Carey..... 2008  
 Tim Franken..... 2008-11

## 19

Bradley Smith..... 1969  
 Sam Bass..... 1970  
 Rich Caravia..... 1973  
 Glenn Johnson..... 1974  
 B.J. Luke..... 1975-76  
 John Staback..... 1977-79  
 Paul Marsalek..... 1980  
 Tom Pence..... 1981  
 Jeff Meyer..... 1982  
 Barry Woodruff..... 1985  
 Mike Krause..... 1986-89  
 Marc Holler..... 1990-94  
 Jeff Baker..... 1995-98  
 K.J. Friday..... 1999  
 Billy Burns..... 2000  
 Victor Campbell..... 2001  
 R.J. Luke..... 2002  
 Blake Bainter..... 2002-04  
 Nijauh Woodard..... 2005-06  
 Wes Carter..... 2006  
 Kevin Oleson..... 2007  
 Luke Papke..... 2007  
 Wil Lunt..... 2009-12  
 Hi-C Scott..... 2013-14

## 20

Pat Walsh..... 1961-62  
 Ken Kennedy..... 1972-73  
 Dwayne Tri..... 1975-77  
 Bobby Smith..... 1979-81  
 Victor Perrin..... 1985  
 Mike Cox..... 1986-90  
 Jessie Morris..... 1991  
 Greg Scott..... 1992-95  
 Jamaine Blalock..... 1996-97  
 J.R. Ford..... 1998-99  
 Javon Sanders..... 2000-01  
 Kris Coffee..... 2003-06  
 Lavell Taylor..... 2006  
 Quinntavias Smith..... 2007  
 Brandon Heard..... 2007  
 Lamor Hickman..... 2008  
 Terry Barney..... 2008-10  
 Larry Patterson..... 2011  
 Trey Garvey..... 2012-13  
 Dwayne Phillips..... 2014

## 21

Charles Kero..... 1969  
 Darryl Keyes..... 1971-73  
 Jerry Just..... 1975-77  
 Al Bussone..... 1979-81  
 Jeff McKinney..... 1984-85  
 Layne Bennett..... 1988-89  
 Chuck Fox..... 1990-91  
 Reggie Mathews..... 1992-93  
 Hiawatha Phifer..... 1993-94  
 Fred Price..... 1995  
 Brian Knuckles..... 1996  
 Donnie Caldwell..... 1997-98  
 Charles Tharp..... 1999-00  
 Quentin Brown..... 2001  
 Charles Hayden..... 2001-05  
 Tim Jackson..... 2005-08  
 Keith Enderlein..... 2010-12  
 Devon Sanders..... 2014

## 22

Richard Rous..... 1966  
 Michael Cunningham..... 1971  
 Felix Lobdell..... 1972, 74  
 Mike Marquardt..... 1975-76  
 Barry O'Neal..... 1981  
 Gustine Ross..... 1983  
 Steve Williams..... 1985-86  
 Tom Rayhill..... 1987-89, 91  
 Scot Stermitz..... 1992-93  
 Ephron Crump..... 1994-98  
 Jon Warren..... 1999-01  
 Travis Glasford..... 2002-05  
 Aaron Miller..... 2006  
 Andrew Briones..... 2007-09  
 David McDaniel..... 2011-14

## 23

Jerry Albright..... 1966  
 Peter Bussone..... 1971-73  
 Jeff Sellers..... 1975-78  
 Don Beebe..... 1983  
 Mike Himley..... 1984-87  
 Tom Thatcher..... 1988-90  
 Kelly Johnson..... 1991-92  
 Frank Spraggins..... 1993

Buck Phillips..... 1994-95  
 Erik Rogers..... 1998-99  
 Reggie Waddell..... 2000  
 James Wright..... 2002  
 Will Bailey..... 2004-05  
 Kertus Clement..... 2005-06  
 Eric Tapley..... 2007  
 Bryce Flowers..... 2010-11  
 Josh Smith..... 2014

## 24

Gary Litchfield..... 1961-62  
 Mike Wilson..... 1966  
 Ric Schimanski..... 1969  
 Tom Kevin..... 1971-73  
 Jerry Bey..... 1976-79  
 Mike Pomazak..... 1982-83  
 Don Ferguson..... 1984-85  
 Claude Milsap..... 1986-87  
 Chad Steinbaugh..... 1991-92  
 Kevin Robinson..... 1996  
 Reggie Thomas..... 2000  
 Wyatt Green..... 2001-05  
 Tim Walker..... 2005-08  
 Dan Dispensa..... 2009  
 Raynard Pamilton..... 2010-11  
 Dave Nicholson..... 2012-13

## 25

Bill Sibert..... 1976-78  
 Dino Ivory..... 1981-83  
 Craig Taylor..... 1984-85  
 Jim O'Brien..... 1988-89  
 Elzie Barnett..... 1990-91  
 Dave King..... 1993-95  
 Darrell Mitchell..... 1995  
 Kevin Robinson..... 1997  
 Karim Ross..... 1999  
 Sadrac Sainvilus..... 2001  
 Brandon Watts..... 2001  
 Chris McNutt..... 2002-03  
 Kevin Almie..... 2006-07  
 Chris Boone..... 2008  
 Caulton Ray..... 2010-12  
 Dallas Nichols..... 2013-14

## 26

James Angsten..... 1969  
 Sherwin Hunt..... 1974-76  
 Herb Simpson..... 1977  
 Bryan Klis..... 1987  
 Ulysses Bentley..... 1988-89  
 Tim Ardis..... 1990  
 Kendall McDonald..... 1992-94  
 Jamel King..... 1995  
 Derrick Spicer..... 1996  
 Shannon Fitzhugh..... 2000-03  
 Robert Hodges..... 2004  
 Alex Douglas..... 2004-07  
 Stephen Moore..... 2008-09  
 Kevin Kintzel..... 2011  
 Charlie Whitaker..... 2012-14

## 27

Gary Woolford..... 1972-73  
 Lonnie Love..... 1974  
 Larry Connell..... 1976-78  
 Tim Townsend..... 1981-82  
 Randy Clary..... 1983-86

Sherwood Anthony..... 1993-94  
 Damon Tauer..... 1996  
 Aaron Stecker..... 1997-98  
 David Conway..... 1999-01  
 Quinshun Riley..... 2005-07  
 Tyler West..... 2009-12  
 Brad Blumenshine..... 2014

## 28

John Wren..... 1970-72  
 Donnie Snyder..... 1974  
 Leo Brown..... 1976-78  
 Bill Flodin..... 1980  
 John McCue..... 1983  
 Brett Grimshaw..... 1984-88  
 J.R. Allen..... 1992  
 Derrick Williams..... 1994-95  
 Brandon Philpot..... 1996-98  
 Milan Vuckovich..... 2001  
 Jarrell Johnson..... 2005-06  
 Chris Porter..... 2008  
 Ryan Davis..... 2010-11  
 Devon Moore..... 2014

## 29

Mike Wagner..... 1968-70  
 Bernard Murray..... 1973  
 Reggie Johnson..... 1977-80  
 Pat Madden..... 1982-85  
 Trevor Grimshaw..... 1989-91  
 Anthony Pierre..... 1994-96  
 Damon Williams..... 197-99  
 Shannon Foster..... 2005  
 Jerry James..... 2006  
 Vince Simpson..... 2011  
 Richard Chungong..... 2013  
 Aaron Diggs..... 2014

## 30

Nels Hanson..... 1969-70  
 Gary Birch..... 1971-73  
 Mike Marquardt..... 1974  
 Lonnie Love..... 1975  
 Keith Whitehead..... 1977-79  
 Ron Johnson..... 1984-85  
 William Brazill..... 1987-88  
 Bernard Holloway..... 1989-90  
 Marc Payton..... 1991-92  
 Rory Lee..... 1993-94  
 Tyrone Noble..... 1996  
 Antwain Davis..... 1997-98  
 Pat Crosby..... 1999-03  
 Kevin Hart..... 2006  
 Vince Veltre..... 2007-08  
 Anthony Ventrella..... 2012  
 Dwayne Phillips..... 2013



# ALL-TIME NUMERICAL ROSTER

## 31

Peter Hittmeier..... 1961-62  
 Jack Hughes..... 1966  
 Michael Moore..... 1969  
 Charlie Boston..... 1971-73  
 Mike Decker..... 1974  
 Percy Tompkins..... 1979-82  
 Todd Auer..... 1983  
 Dean Dalton..... 1984  
 Derek Swanson..... 1986  
 Mario Malone..... 1990-92  
 Ryle Irish..... 2000-02  
 Phil Archer..... 2003  
 Justin Poma..... 2004  
 Eric Lines..... 2005-06, 2008  
 Patrick Smith..... 2010-12  
 Luke Otto..... 2014

## 32

Dan Washkevich..... 1958-61  
 Chuck Paradiso..... 1966  
 David Lumley..... 1973-75  
 Greg Lawson..... 1977  
 Herb Simpson..... 1978  
 Beau Williams..... 1983  
 John McCue..... 1984-86  
 Mark Calbert..... 1988-90  
 Tim Ardis..... 1991-94  
 Joe Lopez..... 1996-00  
 Cornell Middlebrook..... 2001-02  
 Derrek Blackwell..... 2003-04  
 Sam Dancer..... 2005-07, 09  
 Nate Bowman..... 2010, 12-13

## 33

Pat Kulisek..... 1972-73  
 Al Bussone..... 1977-78  
 Erskin Bassette..... 1980-82  
 Marcus Ballard..... 1984-86  
 Derek Swanson..... 1987-90  
 Kevin Hart..... 1991  
 Jim Hagedorn..... 1992  
 Chuck Bodady..... 1994-95  
 Derrick Varnado..... 1997-98  
 Erik Johnson..... 2002-05  
 Justin Robertson..... 2006  
 Josh Gabelmann..... 2008-11  
 Nathan Knuffman..... 2013-14

## 34

William Iser..... 1962-64  
 Ted Kozinski..... 1966  
 Bill Lucky..... 1967-68  
 Curt Christenson..... 1969  
 Greg Lee..... 1974-76  
 Rodney Thomas..... 1980-81  
 Nate Williams..... 1983-84  
 Tom Keeley..... 1989-90  
 Reggie Mathews..... 1991  
 Steve Schalk..... 1996  
 Alvin Burleson..... 1999  
 Reggie Thomas..... 2001  
 Nasir Sadat..... 2004  
 J.J. Payne..... 2005-06  
 Derrek Blackwell..... 2007  
 Ryan Waldron..... 2009-11  
 Jeremy Curry..... 2012  
 DeAndre Daniels..... 2013-14

## 35

Fred Fleischbein..... 1961-64  
 Alvin Brown..... 1973-76  
 Dace Richardson..... 1977-80  
 Danny Jenkins..... 1981-82  
 Mike Hryn..... 1983-86  
 David Miller..... 1987-88  
 Jose Medina..... 1998  
 Travis Cherry..... 2004-05, 2007-08  
 Brian Egan..... 2009  
 Devon Dwyer..... 2013  
 Adam Brott..... 2014

## 36

Roger Elliot..... 1959-62  
 Dennis Morgan..... 1971-73  
 Haywood Johnson..... 1976-78  
 Beau Williams..... 1981-82  
 Mondale Clark..... 1988-89  
 Scot Stermitz..... 1990-91  
 Doug Romano..... 1992  
 Leonard Ross..... 1993  
 Alfonzo Roberson..... 1994  
 Steve Blount..... 1999-2001  
 Matt Lingley..... 2003-04  
 Javid Milton..... 2005-06  
 Ben Schneider..... 2009  
 Trenton Heard..... 2011-12  
 Cleveland Clark..... 2014

## 37

Blake Loveless..... 1973  
 Mark Gartland..... 1984  
 Jim Hagedorn..... 1988-90  
 Rodney Harrison..... 1991-93  
 Aaron Franklin..... 1994  
 Ryan Taylor..... 1997  
 Kyle Gares..... 2003-06  
 Austin Hammer..... 2007  
 Larry Shelton..... 2008  
 Ethan Bachinski..... 2010-13

## 38

Noria Lee Steward..... 1962-65  
 Greg Lawson..... 1976  
 Rod Anderson..... 1977-80  
 Rich Westen..... 1987-90  
 Brian Ceaser..... 1999-02  
 Aaron Kimpton..... 2003-04  
 Trokon Tompo..... 2006-09  
 Nikko Watson..... 2011-12  
 J.C. Baker..... 2013  
 David Griffith..... 2014

## 39

Jim Kriecha..... 1969-70  
 Dave Smith..... 1976-78  
 Pat Bayers..... 1979-82  
 John McCue..... 1987  
 Ben Williams..... 1988-89  
 Mike Wollbrink..... 1995-96  
 Jason Visny..... 2000-01  
 Jon Kowalyshen..... 2002  
 Bradley Vance..... 2003  
 Piana Lukabu..... 2005  
 Mike Stieren..... 2007-08  
 Charlie Jouett..... 2010  
 Larry Harris..... 2012-14

## 40

Angelo Vallijo..... 1961-64  
 Bill Henderson..... 1964-66  
 Charles Gosnell..... 1969  
 Randy Verneti..... 1971-73  
 Brian Spotts..... 1976-77  
 Kevin Murray..... 1982-83  
 Kevin Akers..... 1986-89  
 Byron Benion..... 1996  
 Will Barnes..... 1997-98  
 Wendell Davidson..... 2001-02  
 Jim Kirmess..... 2003  
 Nathaniel Mack..... 2004  
 Jerome Bennett..... 2005-07  
 Mike Harmon..... 2009-11  
 Justin Johnson..... 2013  
 Frankie Santoro..... 2014

## 41

Dennis Hanson..... 1969  
 Mike Moore..... 1970-71  
 George Rock..... 1974-76  
 Kevin Perkins..... 1982-84  
 Robert Lindsey..... 1997-98  
 Reggie Hardy..... 2001  
 Charlie Bodiford..... 2002-03  
 Malik Jackson..... 2004  
 David Beaver..... 2005-07  
 Mike Garoppolo..... 2010-11  
 Nikko Watson..... 2013

## 42

Dwight Sellers..... 1959-61  
 Ron Hartman..... 1961-62  
 Bruce Gebhardt..... 1969  
 Daryl Schuette..... 1976-78  
 Bob Niemi..... 1981-84  
 Armie Gasbarro..... 1985-89  
 Lamar McGriggs..... 1990  
 Jim Hagedorn..... 1991  
 Avery Scott..... 1993  
 Aaron Franklin..... 1995  
 Ed Josephs..... 1996-97  
 Karim Ross..... 1998  
 Antwian Davis..... 1999-00  
 Matt Yellin..... 2002-05  
 Heaven Desir..... 2004  
 Mike Garoppolo..... 2007-08  
 Ryan Carleton..... 2010-11  
 Myles Spearman..... 2014

## 43

Bob Damon..... 1966  
 Allen Jongsma..... 1970  
 Steven Carpenter..... 1976-79  
 Thad Freeman..... 1980-81  
 Dan Shelby..... 1984  
 Victor Perrin..... 1987  
 Kevin Fleury..... 1989  
 Eric Amdal..... 1991  
 Danny Magalei..... 1992  
 Lee Russell..... 2000-03  
 J.J. Raffelson..... 2012-14

## 44

Jerry Wamsley..... 1966  
 Greg Outlaw..... 1969-71  
 Glenn Johnson..... 1973

Donnie Snyder..... 1975  
 Willie Jordan..... 1977  
 Bill Barrows..... 1978  
 Mike Hembrough..... 1979-82  
 Dean Dalton..... 1983  
 Camillo Valle..... 1984-85  
 Victor Perrin..... 1986  
 Marty Lomelino..... 1987  
 Jimmy Lewis..... 1988-89  
 Kevin Hanson..... 1990  
 Tim Crotty..... 1991-92  
 Jason Vasconez..... 1993-94  
 Bobby Rucka..... 1996-99  
 Jason Riddle..... 2000-04  
 Josh Hollie..... 2005-06  
 Sam Power..... 2010  
 Alie Walker..... 2011-12  
 Brett Taylor..... 2014

## 45

Charles Trumpinski..... 1961-62  
 Ron Wrather..... 1966  
 Ric Schimanski..... 1970-71  
 Bob Hardig..... 1973-75  
 Regis Dansdill..... 1978-81  
 Earl Thompson..... 1982-84  
 Jay Wade..... 1987-88  
 Milo Miller..... 1989-90  
 Lamonta Nicholson..... 1992-96  
 Ben Hilgart..... 1997-98  
 Leon Simmons..... 1999  
 Michael O'Brien..... 2000-03  
 John Wise..... 2004  
 John Arient..... 2006  
 Kevin Palermo..... 2008-11

## 46

Dennis Skaggs..... 1967-68  
 Daniel Klinginsmith..... 1971-72  
 Charles Hubbard..... 1973-74  
 Bill Barrows..... 1975-77  
 Joe Peters..... 1982-86  
 Thad Trump..... 1987-90  
 Matt Pleviak..... 1994-95  
 Josh Kaburick..... 1998-99  
 Drew Kocsis..... 2002-04  
 Luke Venegoni..... 2011-14

## 47

Greg Carson..... 1969  
 Steve Mertens..... 1971-73  
 Jim Bavirsha..... 1975-78  
 John Tuckier..... 1980  
 Pablo Luis..... 1988-89  
 Matt Schoneman..... 1990-92  
 Jason Isom..... 2000  
 Jason Hayth..... 2005  
 Teague Dentino..... 2008

# ALL-TIME NUMERICAL ROSTER



## 48

Gary Spangenberg..... 1962-64  
 Sam Hardimon..... 1975-77  
 Erskin Bassette..... 1979  
 Jeff Meyer..... 1981  
 Marcus Ballard..... 1983  
 Mike Ursini..... 1985-86  
 Bryan Cox..... 1987-90  
 Don Spencer..... 1991-94  
 Jason Stam..... 1995  
 Markus Pryor..... 1997-99  
 Mike Tetzl..... 2002  
 Tim Martz..... 2003-04  
 Matt Moore..... 2007-08  
 Rick Richardson..... 2009-11

## 49

Robert Carr..... 1971-72  
 Tom Dickerson..... 1975-76  
 John Corcoran..... 1983-86  
 Bret Velde..... 1990  
 Brent Harbold..... 1991  
 Kelly Neuhauser..... 1993-97  
 Leon Simmons..... 1998  
 Clifton Fields..... 1999-01  
 Michael Kasprak..... 2002-05  
 Drew Helt..... 2007-10  
 Jacoby Sessions..... 2012-13

## 50

Jack Engle..... 1946-49  
 Don James..... 1958-59  
 Jim Mortier..... 1961-63  
 Ken Muhich..... 1966  
 Rod Bixby..... 1970-71  
 Lewis Harris..... 1973-76  
 Mike McNulty..... 1978-80  
 Frank Winters..... 1984-86  
 Scott Harper..... 1988-89  
 Kenio Johnson..... 1990-91  
 Harvie Herrington..... 1993-94  
 Josh Kaburick..... 1996-97  
 Edgerton Hartwell..... 1998  
 Justin Thies..... 1999-00  
 Andrew O'Brien..... 2003  
 Alvin Harris..... 2005-06  
 Chad Sprayberry..... 2008  
 Gino Durley, Jr..... 2011-14

## 51

Bob Jones..... 1946-48  
 Dominic "Ditty" Lynch..... 1950-52  
 Jack Lilgeberg..... 1954-56  
 Larry Mortier..... 1969  
 Greg Tody..... 1970-71  
 Mark Keller..... 1972-74  
 Eric Payne..... 1982-83  
 Marty Lomelino..... 1984-86  
 John Langan..... 1993-95  
 Vince Bruno..... 1996  
 James Milton..... 1997-98  
 Frank Valle..... 2003-06  
 Teague Dentino..... 2007  
 Brandon Kreczmer..... 2009-10  
 Jamel Wilmore..... 2011-12

## 52

Bill Crowley..... 1948-50  
 Don Lashmet..... 1954-56  
 Mike McFarland..... 1958-60  
 Donald Euteneuer..... 1961-64  
 Pete Kennedy..... 1977  
 Alvin Menke..... 1984  
 Dennis Golinghorst..... 1985-86  
 Scott Himmelman..... 1988-89  
 Anthony Collins..... 1996-97  
 Milan Vuckovich..... 2002-03  
 Daron Boone..... 2005  
 Brandon Kreczmer..... 2006-08  
 Andrew Robiskie..... 2009-12

## 53

Dean Riley..... 1949-50  
 Dick Strittmatter..... 1969  
 Robyn Blaha..... 1973-76  
 Scott Soebbing..... 1977-78  
 Marty Bowton..... 1984-86  
 Max Ford..... 1988-91  
 Jason Stam..... 1994  
 Glenn Waterhouse..... 1995  
 Frank Melchert..... 2000-03  
 Cameron Koehne..... 2007  
 Alex Martinez..... 2010  
 Tristan Humbles..... 2013

## 54

Ronald Jackson..... 1946-49  
 Thomas Brill..... 1964-65  
 Joe McLaughlin..... 1966  
 Jim Frost..... 1969-70  
 Tony Cozzi..... 1972-74  
 Charles Skinulus..... 1977-78  
 Randy Sheppard..... 1979-81  
 Brent Westemeyer..... 1984-86  
 Todd Kaser..... 1989-91  
 Ray Rudnick..... 1993-95  
 Jim VanVlymen..... 1996-97  
 Andy Ball..... 1998  
 Cory Bern..... 2000  
 Drew Kocsis..... 2001  
 Jon Kowalysheh..... 2003  
 Daniel Schultz..... 2005-06  
 Buddy Dudczak..... 2007-09  
 Alie Walker..... 2011  
 Michael Famiglietti..... 2012-13

## 55

Bill Booker..... 1949-52  
 Tom Devine..... 1970-71  
 Ernie Jack..... 1972-74  
 Tom Petrilli..... 1975-79  
 Dave Bass..... 1981  
 Thomas Morgan..... 1982-83  
 Martin Moore..... 1989-91  
 Isaac Cleveland..... 1995  
 Corey Olsen..... 1997  
 Dave Watson..... 1998-99  
 Jeff Goldstone..... 2000-03  
 Jeff Ross..... 2006  
 Anthony D'Astice..... 2007-10  
 Max Dancer..... 2012

## 56

Jack McCarthy..... 1952-55  
 Ken Bourquin..... 1954-57  
 Bill Larson..... 1958-59  
 Jim Lodico..... 1959-61  
 Greg Tody..... 1969  
 Tom Sauter..... 1970-71  
 Marc Ristow..... 1974-76  
 Alex Tsakiris..... 1978  
 Mark Scott..... 1980-81  
 Reggie Silas..... 1982-83  
 Pressley White..... 1987-88  
 John Earle..... 1989-91  
 Brian Tierney..... 1992-93  
 Prentice Dixon..... 1995-97  
 Kurt Rosenthal..... 2000  
 Cory Berg..... 2001  
 Logan Wyllie..... 2003-04  
 Darron Boone..... 2005-06  
 Clinton Barley..... 2007-08

## 57

Del DuFrain..... 1946-48  
 Bob Sands..... 1969  
 Tom Henderson..... 1970-72  
 David Potter..... 1974-76  
 Brian Spotts..... 1978-79  
 Wally Pasternak..... 1982  
 J.J. Schmidt..... 1987-89  
 Ken McMillan..... 1991-93  
 Shawn Barnes..... 1995  
 Jeff Blanch..... 1997  
 Johnny Lormile..... 2002-04  
 Chris Williams..... 2005-06  
 Enock Presendieu..... 2008-11  
 Toby Williams..... 2013  
 Gabe Burkhardt..... 2014

## 58

John Sullivan..... 1948-50  
 Duane Sandler..... 1950-53  
 Dennis Callinan..... 1969  
 Ed Hornbeck..... 1970-71  
 Rick Roscetti..... 1982-84  
 Dan Trizna..... 1986-89  
 Bob Siebenaler..... 1990-91  
 Tracy Taylor..... 1992-95  
 Nate Williams..... 1996  
 Jose Medina..... 1997  
 Brandon Brown..... 2001  
 Phillip Parr..... 2005-07  
 Gary Sumlin..... 2009-10  
 Mitchell Wallin..... 2014

## 59

Leonard Pudge..... 1948-49  
 Bob Tone..... 1949-51  
 Bob Martin..... 1954-57  
 Glenn Anderson..... 1956-57  
 Dick Snowden..... 1957-59  
 Rodney Bixby..... 1969  
 Steve Tressmer..... 1970-71  
 Joe Byrne..... 1973-75  
 Mike Atterberry..... 1979-80  
 Jim Wohrley..... 1981-84  
 Robert Fernandez..... 1987-89  
 Jason Bell..... 1994-96  
 Luke Wickman..... 2005-06

## 60

Max Dancer..... 2009-10  
 Sam Kachanuk..... 2011-14

Dean Johnson..... 1947-49  
 Dick Chamberlain..... 1958-59  
 Rusty Jones..... 1966  
 Ronald Comm..... 1969  
 Paul White..... 1970-71  
 Dan Daly..... 1972-74  
 Richard Cass..... 1975-78  
 Randy Foss..... 1982-84  
 John Binkowski..... 1986-90  
 Joe Belcher..... 1991-92  
 Danny Magalei..... 1993  
 Derrick Davis..... 1994  
 Dwayne Waltower..... 1995  
 Steve Sowers..... 2002-03  
 Chad Groenhagen..... 2005-08  
 Daniel Speight..... 2009

## 61

Jim Adams..... 1959-62  
 Ray Downs..... 1961-63  
 Mike Hattery..... 1966  
 Bill Kennon..... 1969-70  
 John Gardner..... 1975-77  
 Bill Jensen..... 1978-82  
 Keith Blue..... 1983-87  
 Gabriel Magalei..... 1993  
 Mark Spencer..... 1998-99  
 Drew Sweeney..... 2005-07  
 Eddie Atkinson..... 2013

## 62

Joe Beja..... 1949-52  
 Bob Pittenger..... 1966  
 Bill Maynard..... 1969-70  
 James Cozzi..... 1972  
 Michael Jackson..... 1975-77  
 Ed Kern..... 1987-90  
 Greg Jenkins..... 1998  
 Josh Richardson..... 1999  
 Chad Walker..... 2002-06  
 Jordan Valle..... 2008-11

## 63

Bob DeVries..... 1953-56  
 Dick Leatherwood..... 1958-59  
 Eugene Hauser..... 1962-64  
 Bob Nardelli..... 1969-70  
 Steven Kandal..... 1972-74  
 Jay O'Brien..... 1975-77  
 Tim Barbian..... 1978  
 Bob Schachner..... 1979-80  
 Paul Zink..... 1984-85  
 Mike Morrison..... 1986-87  
 John Curtis..... 1988-89  
 Matt Martin..... 1990  
 Jim Weissinger..... 1992  
 Steve Stefanski..... 1994  
 Justin Thies..... 1996-98  
 Brett Rocchietti..... 2001-05  
 Cameron Koehne..... 2008, 10  
 Ryan Ricketts..... 2012-14



# ALL-TIME NUMERICAL ROSTER

## 64

Bill Wilkin ..... 1958-59  
 Edward Burns ..... 1961-64  
 Dean Lubbs ..... 1966  
 Gary Simon ..... 1969  
 Paul Cesaretti ..... 1973-74  
 Dave Shaver ..... 1975-78  
 Curt Westen ..... 1979-82  
 Steve Garner ..... 1984-85  
 Richard Huddleston ..... 1990-94  
 Chip McPheeters ..... 1996-97  
 Brett Tobin ..... 2004, 06  
 Nick Daly ..... 2007-09

## 65

Dave Dunn ..... 1949-52  
 Doug Kay ..... 1959  
 Jerry McKetchan ..... 1969  
 Steve Silosky ..... 1971-73  
 Bill Huskisson ..... 1975-78  
 Tim Barbian ..... 1979-81  
 Bob Schwartz ..... 1982-83  
 Brad Wagner ..... 1989-90  
 Josh Moulden ..... 1993  
 Ryan Solie ..... 2000-03  
 Mike Lamphear ..... 2007-10  
 T.J. Palme ..... 2012-13

## 66

Ray Wallis ..... 1952-55  
 Leroy Jackson ..... 1958-61  
 Urban Baum ..... 1959-61  
 Charles Curdis ..... 1964-65  
 Marty Barkman ..... 1966  
 John Barrett ..... 1966-68  
 Ed Hornbeck ..... 1969  
 Mike Drymille ..... 1970-73  
 Don Ziegler ..... 1975-77  
 Jay Heubner ..... 1978-81  
 David Bass ..... 1982-84  
 Tom Wilp ..... 1986-87  
 Scott Venable ..... 1988-90  
 Jim O'Brien ..... 1991-92  
 Jason Bell ..... 1993  
 Josh McCall ..... 1995  
 Ryan Culver ..... 1996  
 Keith Roettgen ..... 1997-01  
 Dan Zeller ..... 2005-08  
 Kyle Caldwell ..... 2010-11  
 Jacob Judd ..... 2014

## 67

Cecil Stinson ..... 1946-48  
 Al Stevens ..... 1947-50  
 Willie Spates ..... 1957-58  
 Dave Hilderbrand ..... 1974-76  
 Mike Bornholdt ..... 1978  
 Wally Pasternack ..... 1979-81  
 Randy Butler ..... 1982-83  
 Don Faaiuasoo ..... 1984-85  
 Tony Gray ..... 1986  
 Jimmy Lewis ..... 1987  
 Shawn Mattraw ..... 1988-89  
 Mitch Martin ..... 1990-94  
 Tony Zitzka ..... 1996  
 James Rennick ..... 2000-02  
 Ryan Spears ..... 2003-04  
 Chase Wetenkamp ..... 2005-06

Andres Espinoza ..... 2007  
 Anthony Markey ..... 2008  
 Matt Hulbert ..... 2009-10  
 Brandon De La Cruz ..... 2012-14

## 68

Percy Franklin ..... 1947-50  
 Ralph Ganzer ..... 1948-49  
 Ted Mullen ..... 1952-53  
 Ray Findlay ..... 1957-58  
 Booker Edgerson ..... 1958-61  
 Scott Walker ..... 1971-73  
 Mark Skuteris ..... 1976-78  
 Jeff Stauffer ..... 1979-83  
 Scott Lewis ..... 1985-88  
 Shane Brinton ..... 1989-93  
 Gabe Dunkman ..... 1997-01  
 Chris Newby ..... 2002-03  
 Danny Adongo ..... 2006-08  
 Sean Sullivan ..... 2012-14

## 69

Bob Johns ..... 1949-51  
 Norm Henderson ..... 1956-57  
 Larry Garron ..... 1957-59  
 Richard Hudley ..... 1969  
 Luis Torres ..... 1975-77  
 Bob Schachner ..... 1978  
 Marty Lomelino ..... 1983  
 John Sullivan ..... 1984-86  
 Ron Nesbitt ..... 1987-88  
 Gabe Magalei ..... 1994  
 Ryan Culver ..... 1995  
 Doran Yilla ..... 2001-02  
 Brett Valle ..... 2005-08  
 Jeff Lindsey ..... 2011-13

## 70

Jack Landis ..... 1947-50  
 Marshall Podell ..... 1947-49  
 John Hilford ..... 1958-61  
 Jack Anderson ..... 1963-66  
 John Berry ..... 1966  
 Jay Wamsley ..... 1969-71  
 John Passananti ..... 1972-74  
 Fred Jegerlehner ..... 1975-78  
 Mark Landes ..... 1984-86  
 Paul Weltha ..... 1989-91  
 Eric Tellefson ..... 1992-93  
 Josh McCall ..... 1996-99  
 Mike Newman ..... 2000-01  
 Steve Wolf ..... 2005  
 Brandon Dixon ..... 2007-08  
 Mike Love ..... 2012-13  
 Tyler Bode ..... 2014

## 71

Gene Strobe ..... 1957-58  
 Charles Giger ..... 1968-69  
 Mike O'Neil ..... 1970-71  
 Dan Klinginsmith ..... 1973  
 Mark Stevenson ..... 1977  
 Mark Tigges ..... 1984  
 John Wisnosky ..... 1985-87  
 Adam Love ..... 1991  
 Drew Brandt ..... 1992  
 Daron Duke ..... 1993-96  
 Casey Honkomp ..... 1997-99  
 Turner Nelson ..... 2005

Victor Visoky ..... 2007-10  
 Chip Holtschlag ..... 2011-14

## 72

Stuart Smitzley ..... 1952-55  
 Tom DiNardo ..... 1959-61  
 Jay Rhodes ..... 1961-63  
 Jerry Cashmer ..... 1969  
 Joe Taylor ..... 1970-72  
 John Callahan ..... 1973-74  
 Don Greco ..... 1977-80  
 Jeff Fleming ..... 1982  
 Rick Pryor ..... 1984-85  
 Tim Harper ..... 1987  
 Dan Oberbroeckling ..... 1991-93  
 Ian Muller ..... 1995  
 Faifua Talapu ..... 1996-97  
 Jim Gail ..... 1998  
 Fred Layne ..... 2001-04  
 Zack Howell ..... 2005-07  
 Alie Walker (83 in 2010 also) ..... 2009-10  
 Nick Eversmeyer ..... 2011-12  
 Jordan Detweiler ..... 2014

## 73

Roy Macklin ..... 1948-50  
 Dick Underwood ..... 1951-52  
 John Seeger ..... 1953-56  
 Mel Deskin ..... 1957-58  
 Rob Manock ..... 1966  
 Dave Hawkinson ..... 1969-70  
 Bob Sands ..... 1971  
 Ed Angeli ..... 1975-77  
 Jeff Ostrowski ..... 1981-82  
 Brent Westemeyer ..... 1983  
 Steve Gमित ..... 1984-85  
 Adam Jones ..... 1994-95  
 Rich Seubert ..... 1999-00  
 Andre Reeves ..... 2003  
 Mac Grathwohl ..... 2006-07  
 Nate Adams ..... 2008  
 Matt Zobrist ..... 2013-14

## 74

Maurie Ross ..... 1949-52  
 Augie DiCenso ..... 1956-57  
 Jerry Auchstetter ..... 1957-58  
 Dan Barrett ..... 1958-61  
 Richard Holegraefe ..... 1962-64  
 Dick Strittmatter ..... 1970-71  
 Bill O'Boyle ..... 1982-83  
 Mark Tigges ..... 1985  
 Russ Bal ..... 1986-87  
 Jim Hansen ..... 1988-92  
 Gil Plasencia ..... 1994  
 Derek Martinzez ..... 2003  
 Darius Powell ..... 2005  
 Shawn Bernaky ..... 2006-07  
 Daniel Speight ..... 2008  
 Jake Riley ..... 2010

## 75

Angie Marini ..... 1948-50  
 Vic Lesch ..... 1949-50  
 Bill Milton ..... 1955-57  
 Deke Pollard ..... 1959-60  
 Bill Deetjen ..... 1966  
 Philip Domagalski ..... 1969-71  
 John Stadnik ..... 1979-82

Shannon Berry ..... 1985-86  
 Guy Danhoff ..... 1988  
 Don Koscevic ..... 1989-91  
 Adam Love ..... 1992-95  
 Jason Grott ..... 1996-97  
 Bill Sagely ..... 1998-99  
 Jordan Whitehead ..... 2001  
 Reshad Jones ..... 2005-08  
 Joe Pyszka ..... 2014

## 76

MFrancis McInerney ..... 1946-49  
 Don DeTaeye ..... 1952-54  
 Dennis Fortune ..... 1963-64  
 Gary Calsyn ..... 1966  
 Steve Mills ..... 1969-70  
 Alvin Foster ..... 1972-74  
 Bill Miller ..... 1975-77  
 Kyle Peterson ..... 1979-80  
 Todd Auer ..... 1984-86  
 Dave Fierke ..... 1987-91  
 Tom Viel ..... 1992-94  
 Bob Dymant ..... 1995-97  
 David Matagi ..... 1998  
 Pat Ryan ..... 2000-04  
 David Harper ..... 2005  
 Demetrius Davidson ..... 2006-08  
 Jimmy Holtschlag ..... 2010-13

## 77

Ray Pearson ..... 1950-53  
 George Brown ..... 1957-58  
 Tom Sola ..... 1967-68  
 Dennis Heiman ..... 1969-70  
 Mark Stevenson ..... 1978  
 Alex Ulrich ..... 1982-83  
 Brian Rebac ..... 1986-90  
 Bob Mehoriczyk ..... 1991-95  
 Don Terry ..... 2000  
 Clint Harrison ..... 2001  
 Jason Baksas ..... 2002-03  
 Rino Sangro ..... 2004  
 Zack Todd ..... 2006  
 Shawn Bernaky ..... 2008  
 Brent Turner ..... 2010-11  
 James Torgerson ..... 2014

## 78

Don Anderson ..... 1947-49  
 Mike Reynolds ..... 1950-53  
 Jerry Blew ..... 1959-62  
 Thomas Johnson ..... 1969  
 Mark Kaczmarek ..... 1970-72  
 Tom Sternquist ..... 1975-77  
 Alex Tsakiris ..... 1979-80  
 Ken Orfe ..... 1988-89  
 Rob Lazeo ..... 1992-93,95  
 Quartez Moore ..... 2003-05  
 Zack Todd ..... 2007-08  
 Jamal Keaton ..... 2011, 13

# ALL-TIME NUMERICAL ROSTER



## 79

Ed Cramer ..... 1946-49  
 Willie Bridges ..... 1949-51  
 LeWayne Autray ..... 1969-70  
 Jim Woods ..... 1971-72  
 Chuck Carey ..... 1973-74  
 Craig Phalen ..... 1976-77  
 Pat Sullivan ..... 1986-88  
 Paul Breed ..... 1998  
 Perry Cox ..... 2001-05  
 Kelvin Rowan ..... 2006  
 William Bishop ..... 2007  
 Kevin Estell ..... 2012

## 80

Henry Sale ..... 1952-54  
 Ozzie Hysen ..... 1955-57  
 Jerry Fornaff ..... 1957-61  
 Bill Seno ..... 1960-61  
 Jim Traba ..... 1966  
 Richard Schachner ..... 1968-69  
 Richard Schertz ..... 1968-69  
 Harry Page ..... 1970-72  
 Harry Mendez ..... 1974-76  
 Tim Sturdivant ..... 1982  
 Mike Lockwood ..... 1983  
 Mike Borich ..... 1987-88  
 Rich Westen ..... 1991  
 Dennis Riccio ..... 1993-95  
 Jerome Nichols ..... 1996-97  
 Shadrick Washington ..... 1998-99  
 Stacy Coleman ..... 2001  
 David Akers ..... 2003  
 Ken Duffy ..... 2005-06  
 A.J. Martin ..... 2007-08  
 Justin Rideau ..... 2009  
 Kyle Robiskie ..... 2010-13  
 Nick Schroeder ..... 2014

## 81

George Weberring ..... 1946-48  
 Warren Dew ..... 1958-61  
 Ken Raskiewicz ..... 1962-63  
 Bill Brockhouse ..... 1966  
 Dan Weilandt ..... 1971-72  
 Tim Lumley ..... 1975  
 Mike Maher ..... 1977-80  
 Jay Lutzenberger ..... 1983-84  
 Bob Schade ..... 1986-88  
 Vince Brown ..... 1991-92  
 Gunnard Twyner ..... 1993-95  
 Kevin Walsh ..... 1997-98  
 Walter Mitchell ..... 1999-00  
 Rob Johnson ..... 2001  
 Marco Thomas ..... 2003  
 Paul Anderson ..... 2005-07  
 Lito Senatus ..... 2008  
 Mason Howington ..... 2010-13  
 Ben Arnold ..... 2014

## 82

Wayne Whitmore ..... 1946-48  
 Don Weiden ..... 1947-50  
 Art Hudson ..... 1949-50  
 Willie Grant ..... 1950-53  
 Jack Atchason ..... 1958-59  
 George Katsenes ..... 1966  
 Steve Pederson ..... 1970

Duane Malone ..... 1975-77  
 Don Vock ..... 1978  
 Steve Marchewka ..... 1983-84  
 Tim Wofford ..... 1985-86  
 Wes Courier ..... 1987-89  
 Steve Decker ..... 1991-92  
 Darnell Harrison ..... 1993  
 Pat Hutton ..... 1995-97  
 Jammarl O'Neal ..... 2000  
 Brian Janecek ..... 2001  
 Freddie Summers ..... 2002-03  
 Dave Oswald ..... 2007-08  
 Justin Morgan ..... 2009-12  
 Zach Konstanzer ..... 2013  
 Jaelon Acklin ..... 2014

## 83

Red Miller ..... 1946-49  
 Pete Bakas ..... 1949-51  
 Gehrig Dergo ..... 1955-56  
 Tim Hart ..... 1966  
 Ron Wilson ..... 1969  
 Peter Muller ..... 1971-72  
 Gary Kooken ..... 1974-75  
 Mike Shadley ..... 1977-80  
 Dwayne Harvey ..... 1981-82  
 Gene Christman ..... 1958-61  
 Tom Bragg ..... 1986-87  
 Josh Moulden ..... 1990-92, 94  
 Mike Scifres ..... 1998-02  
 Dwayne Miller ..... 2005-07  
 Chris Duguay ..... 2008  
 Alie Walker (72 also in 2010) ..... 2010  
 Quenton Keating ..... 2011-12  
 Cole Griffin ..... 2014

## 84

Clarence Reuss ..... 1946-49  
 Bob Allan ..... 1957-58  
 Ronald Tomhave ..... 1963-64  
 Frank Salvatoria ..... 1969  
 Marvin Williams ..... 1973  
 Bob Anderson ..... 1974  
 Jerry Holloway ..... 1975-78  
 Todd Stalcup ..... 1981-84  
 Brian Cox ..... 1986  
 Ross Schulte ..... 1990-94  
 Kris Houser ..... 1995-96  
 Jermaine High ..... 2002-04  
 Ryan Wilhelmi ..... 2005  
 Nick Coleman ..... 2006-08  
 Andre Boney ..... 2010  
 Malik Johnson ..... 2012-13

## 85

Jim Shaw ..... 1947-49  
 Jim Reis ..... 1948-49  
 Joe Bratcher ..... 1950-53  
 Jim Wakefield ..... 1961-63  
 Edward Clichy ..... 1964-65  
 Philip Warner ..... 1976-79  
 John Carl ..... 1981-82  
 Jeff Prentice ..... 1986-87  
 Fabien Bownes ..... 1991-94  
 Rich Seubert ..... 1997-98  
 Matt Edwards ..... 1999-00  
 Reggie Gray ..... 2002-05  
 John Arient ..... 2007

Brian Hackett ..... 2008  
 Aaron Muhammad ..... 2010-11  
 Joey Borsellino ..... 2013

## 86

Ken "Dutch" Hulslander ..... 1950  
 Stan Olson ..... 1951-54  
 Ron Little ..... 1955-57  
 John Bush ..... 1957-59  
 Paul Michel ..... 1961-64  
 James Johnson ..... 1962-65  
 Tom Schulback ..... 1966  
 Russ Jones ..... 1969-71  
 Joe Notorangelo ..... 1972-74  
 Bob Anderson ..... 1975  
 Mike Orr ..... 1977-81  
 Joe Maher ..... 1983-86  
 Demetrius Davis ..... 1987-88  
 Tony VanAusdall ..... 1994-95  
 Thedo Griffin ..... 1996-97  
 Jay Hughbanks ..... 1999  
 Dusty Miller ..... 2001  
 Taiwan Mixon ..... 2002  
 Boomer Moore ..... 2003-06  
 John Wilson ..... 2007-08  
 Adam Hoogerwerf ..... 2014

## 87

Pat Stoik ..... 1948-50  
 Chris Owens ..... 1969  
 Rich Lavin ..... 1973-74  
 Daryl Mosby ..... 1979  
 Alex Ulrich ..... 1981  
 Alvin Menke ..... 1982-83  
 Mark Gartland ..... 1985  
 Pete Carlson ..... 1989-91  
 Micaiah Stallworth ..... 2005-06  
 Fredson Salomon ..... 2012

## 88

Hobert Redman ..... 1945-49  
 Jim Ogle ..... 1955-58  
 Dennis Hansen ..... 1967-69  
 Kenneth Verhaeren ..... 1969  
 Brian Steward ..... 1975-77  
 John Hannan ..... 1981-82  
 Tom Bragg ..... 1985  
 Chris Earl ..... 1986  
 Brian Cox ..... 1987  
 John O'Brien ..... 1988-89  
 Brock Smith ..... 1998  
 Karim Ross ..... 2000  
 Jake Steele ..... 2001-03  
 David Williams ..... 2004  
 Terry Barney ..... 2006-07  
 Terriun Crump ..... 2009-11  
 Scott Simpson ..... 2013  
 Josh Baldus ..... 2014

## 89

Walter Rucks ..... 1947-49  
 Andy Phillips ..... 1958-59  
 James Ambruoso ..... 1969  
 John Teerlinck ..... 1971-73  
 Scott Levenhagen ..... 1975-76  
 Frank Angelucci ..... 1979-82  
 Anthony Teague ..... 1993  
 John Sears ..... 1995  
 Jon Moffitt ..... 1996

Tim Johnson ..... 1999  
 Josh Baylor ..... 2005-06  
 Taylor Hill ..... 2012-14

## 90

Joe Koomar ..... 1946-48  
 Bob Gregory ..... 1949-51  
 Darvin Schisler ..... 1957-58  
 Jim Scruggs ..... 1974-76  
 Kent Anselment ..... 1979-82  
 Rick Renner ..... 1983-87  
 Maxie Graham ..... 1990-91  
 Jason Sims ..... 1992-93  
 Mark Afoa ..... 1994-95  
 Don Shymkewich ..... 1996  
 Gene David ..... 1997  
 Edgerton Hartwell ..... 1999-00  
 Jermaine High ..... 2001  
 Jon Warren ..... 2002-03  
 Steve Sowers ..... 2004-06  
 Ryan Demming ..... 2010  
 Jean-Marc Charles ..... 2012-14

## 91

Ernest Opp ..... 1947-48  
 Kim Burton ..... 1975-77  
 Ken Greer ..... 1985-86  
 Rick Ruether ..... 1988-89  
 Ryan Culver ..... 1994  
 Jason VanAcker ..... 1995-96  
 Tony Zitzka ..... 1997-99  
 Mike Tetzl ..... 2003  
 Daniel Blum ..... 2006  
 Michael Famiglietti ..... 2011  
 Darryl Johnson ..... 2012  
 Lendell Buckner ..... 2013

## 92

Lester Smith ..... 1973-75  
 Mike Magness ..... 1977-80  
 Jeff Fleming ..... 1981  
 Butch Oliva ..... 1984  
 Deion Melvin ..... 1985-86  
 Matt Martin ..... 1991-94  
 Byron Benion ..... 1997-99  
 Chris Riley ..... 2005-08  
 Jolli Odele ..... 2010  
 Kris Harley ..... 2014

## 93

Joe Clark ..... 1956-57  
 Ted Beck ..... 1957-58  
 Bob Anderson ..... 1973  
 James Sirota ..... 1974-75  
 Todd Selke ..... 1978, 80-82  
 John Wisnosky ..... 1983  
 David Lee ..... 1989  
 Ryan Craddock ..... 1990-93  
 Chad Daun ..... 1999-03  
 Jimmy Redding ..... 2004  
 Larry Groy ..... 2006  
 Matt Yerkes ..... 2007-08  
 Dwight Harris ..... 2009-12  
 Jordan Veloz ..... 2014



# ALL-TIME NUMERICAL ROSTER

## 94

Bob Young ..... 1951-54  
 Randall Rayborn ..... 1955-56  
 Dick Lange ..... 1956-57  
 Tom Oliver ..... 1958-59  
 John Branch ..... 1978  
 Keith Steffens ..... 1980  
 J.D. Johnson ..... 1981-82  
 Leo Brown ..... 1989-91  
 Tom Snyder ..... 1992  
 Don Shymkewich ..... 1995  
 Thomas Cole ..... 2001  
 Daniel Speight ..... 2005-07

## 95

Robert Rio ..... 1954-56  
 Gary Shriber ..... 1957-59  
 John Branch ..... 1978  
 Brad Sobotka ..... 1984-85  
 Wayne Stewart ..... 1993-96  
 Don Shymkewich ..... 1997  
 Nick Madsen ..... 2009  
 Mick Nelson ..... 2014

## 96

Dale Pauley ..... 1951-54  
 Wayne Harcharick ..... 1955-57  
 Wayne Lunak ..... 1958-61  
 Washington Bush ..... 1972-74  
 Don Vock ..... 1976-77  
 Carl Riley ..... 1981-82  
 Ed Spila ..... 1983-84  
 Tom Wilp ..... 1985  
 John Filiaga ..... 1987  
 Bryan Cox ..... 1986  
 Chad VanBeek ..... 1994  
 Abbie Camacho ..... 1998  
 Fredrick Walker ..... 1999-00  
 Al Conley ..... 2001-04

## 97

Ronald Rio ..... 1954-57  
 Tom Rucks ..... 1976-78  
 Thomas Morgan ..... 1980  
 Lane Bennett ..... 1986  
 Rob Klaric ..... 1987-89  
 Brent Harbold ..... 1992  
 Jemal King ..... 1996-99  
 Shaefrey Griffin ..... 2000  
 D.J. Bagwell ..... 2001-04  
 Buddy Dudczak ..... 2005-06  
 Dominick Corsiglia ..... 2010

## 98

Rob Hollinger ..... 1950-53  
 Duane Woddall ..... 1958-59  
 David Tipton ..... 1972-74  
 Doug Onstot ..... 1979-80  
 Jeff Patterson ..... 1982-83  
 Scott Tourtellott ..... 1984-85  
 Joe Redding ..... 1987-89  
 Ricky Newman ..... 1990  
 Stevie Green ..... 1993-94  
 Mike Spelich ..... 1996  
 Levi Ulin ..... 1998-99  
 Jeff Shields ..... 2000  
 Drew Schmitt ..... 2001-04  
 Davie Pierson ..... 2006  
 Emeka Nwankwo ..... 2011

Gavin Ricketts ..... 2012-14

## 99

Paul Suverkrup ..... 1956-57  
 Joe Marini ..... 1957-58  
 Bob Sands ..... 1970  
 Chris Gunderson ..... 1982-84  
 Marlin Williams ..... 1986-88  
 John Dixon ..... 1989-90  
 Andy Edmondson ..... 1993-96  
 Cyron Brown ..... 1997  
 Renard Lewis ..... 1999-00  
 Heaven Desir ..... 2005-06  
 Eddy Holtschlag ..... 2012-14

# COACHING HISTORY



| Year   | Coach                         | Record  | Conference                         | Record | Finish | Year   | Coach            | Overall | Conference                     | Record | Finish |
|--------|-------------------------------|---------|------------------------------------|--------|--------|--------|------------------|---------|--------------------------------|--------|--------|
| **1902 | Unknown                       | 2-2-0   |                                    |        |        | 1960   | Art Dufelmeier   | 6-2-0   | IIAC                           | 5-1    | 2nd    |
| 1903   | Unknown                       | 0-3-0   |                                    |        |        | 1961   | Art Dufelmeier   | 5-3-0   | IIAC                           | 4-2    | t-2nd  |
| 1904   | L.H. Laughlin                 | 5-2-0   |                                    |        |        | 1962   | Art Dufelmeier   | 5-3-0   | IIAC                           | 2-2    | 3rd    |
| 1905   | A. Laughlin                   | 4-2-0   |                                    |        |        | 1963   | Art Dufelmeier   | 6-3-0   | IIAC                           | 3-1    | 2nd    |
| 1906   | Unknown                       | 1-4-0   |                                    |        |        | 1964   | Art Dufelmeier   | 6-3-0   | IIAC                           | 3-1    | t-1st  |
| 1907   | Barnett                       | 2-3-0   |                                    |        |        | 1965   | Art Dufelmeier   | 4-5-0   | IIAC                           | 2-2    | 3rd    |
| 1908   | Barnett                       | 2-3-1   |                                    |        |        | 1966   | Art Dufelmeier   | 1-7-1   | IIAC                           | 1-2    | 3rd    |
| 1909   | Taft                          | 2-3-0   |                                    |        |        | 1967   | Art Dufelmeier   | 2-6-0   | IIAC                           | 1-2    | t-3rd  |
| 1910   | Oliver Dickerson              | 4-1-1   |                                    |        |        | 1968   | Art Dufelmeier   | 2-7-1   | IIAC                           | 1-2    | t-3rd  |
| 1911   | Walbrath                      | 4-3-0   |                                    |        |        | 1969   | Darrell Mudra    | 8-2-0   | IIAC                           | 3-0    | 1st    |
| 1912   | Unknown                       | 4-3-0   |                                    |        |        | 1970   | Darrell Mudra    | 7-3-0   | Independent - NAIA             |        |        |
| 1913   | Unknown                       | 5-3-0   |                                    |        |        | 1971   | Darrell Mudra    | 8-2-0   | Independent - NCAA Division II |        |        |
| 1914   | Dowell                        | 3-2-1   |                                    |        |        | 1972   | Darrell Mudra    | 9-2-0   | Independent - NCAA Division II |        |        |
| 1915   | Unknown                       | 1-5-0   |                                    |        |        | 1973   | Darrell Mudra    | 7-4-0   | Independent - NCAA Division II |        |        |
| 1916   | Erskine L. Jay                | 1-7-1   |                                    |        |        | 1974   | Brodie Westen    | 7-3-0   | Independent - NCAA Division II |        |        |
| 1917   | Erskine L. Jay                | 2-4-0   |                                    |        |        | 1975   | Brodie Westen    | 5-4-1   | Independent - NCAA Division II |        |        |
| 1918   | No team fielded (World War I) |         |                                    |        |        | 1976   | Bill Shanahan    | 7-3-0   | Independent - NCAA Division II |        |        |
| 1919   | Erskine L. Jay                | 5-2-0   |                                    |        |        | 1977   | Bill Shanahan    | 3-7-0   | Independent - NCAA Division II |        |        |
| 1920   | W. A. Cleveland               | 0-3-1   |                                    |        |        | 1978   | Bill Shanahan    | 3-6-1   | Mid-Con (D-II)                 | 1-3-1  | t-4th  |
| 1921   | W. A. Cleveland               | 3-3-1   |                                    |        |        | 1979   | Pete Rodriguez   | 3-8-0   | Mid-Con (D-II)                 | 1-4    | 5th    |
| 1922   | Howard Hawkes                 | 6-2-0   |                                    |        |        | 1980   | Pete Rodriguez   | 4-6-0   | Mid-Con (D-II)                 | 0-4    | 5th    |
| 1923   | Howard Hawkes                 | 1-6-1   |                                    |        |        | 1981   | Pete Rodriguez   | 5-6-0   | Mid-Con                        | 2-1    | 2nd    |
| 1924   | Howard Hawkes                 | 4-3-0   |                                    |        |        | 1982   | Pete Rodriguez   | 2-8-0   | Mid-Con                        | 0-3    | 4th    |
| 1925   | Howard Hawkes                 | 4-3-1   |                                    |        |        | 1983   | Bruce Craddock   | 3-8-0   | Mid-Con                        | 0-3    | 4th    |
| 1926   | Ray Hanson                    | 4-3-1   |                                    |        |        | 1984   | Bruce Craddock   | 6-4-1   | Mid-Con                        | 0-2-1  | 4th    |
| 1927   | Ray Hanson                    | 6-3-1   |                                    |        |        | 1985   | Bruce Craddock   | 5-5-0   | Gateway                        | 2-3    | 3rd    |
| 1928   | Ray Hanson                    | 2-3-3   |                                    |        |        | 1986   | Bruce Craddock   | 6-5-0   | Gateway                        | 2-3    | 5th    |
| 1929   | Ray Hanson                    | 3-5-0** | had to vacate all 3 wins that year |        |        | 1987   | Bruce Craddock   | 7-4-0   | Gateway                        | 5-1    | 2nd    |
| 1930   | Ray Hanson                    | 4-4-0   |                                    |        |        | 1988   | Bruce Craddock   | 10-2-0  | Gateway                        | 6-0    | 1st    |
| 1931   | Ray Hanson                    | 2-6-0   |                                    |        |        | 1989   | Bruce Craddock   | 4-7-0   | Gateway                        | 1-5    | t-6th  |
| 1932   | Ray Hanson                    | 4-2-1   |                                    |        |        | 1990   | Randy Ball       | 3-8-0   | Gateway                        | 3-3    | t-3rd  |
| 1933   | Ray Hanson                    | 3-5-0   |                                    |        |        | 1991   | Randy Ball       | 7-4-1   | Gateway                        | 4-2    | t-2nd  |
| 1934   | Ray Hanson                    | 5-3-0   |                                    |        |        | 1992   | Randy Ball       | 7-4-0   | Gateway                        | 4-2    | t-2nd  |
| 1935   | Ray Hanson                    | 2-6-0   |                                    |        |        | 1993   | Randy Ball       | 4-7-0   | Gateway                        | 4-2    | t-2nd  |
| 1936   | Ray Hanson                    | 3-2-2   |                                    |        |        | 1994   | Randy Ball       | 8-3-0   | Gateway                        | 4-2    | 2nd    |
| 1937   | Ray Hanson                    | 3-4-1   |                                    |        |        | 1995   | Randy Ball       | 4-7-0   | Gateway                        | 2-4    | t-5th  |
| 1938   | Ray Hanson                    | 6-2-0   |                                    |        |        | 1996   | Randy Ball       | 9-3-0   | Gateway                        | 3-2    | 2nd    |
| 1939   | Ray Hanson                    | 5-1-1   | Little 19                          | 2-0-1  | 1st    | 1997   | Randy Ball       | 11-2-0  | Gateway                        | 6-0    | 1st    |
| 1940   | Ray Hanson                    | 1-6-1   | Little 19                          | 0-3-1  | 4th    | 1998   | Randy Ball       | 11-3-0  | Gateway                        | 5-1    | 1st    |
| 1941   | Ray Hanson                    | 3-4-1   | Little 19                          | 1-2-1  |        | 1999   | Don Patterson    | 7-4     | Gateway                        | 2-4    | t-4th  |
| 1942   | Wix Garner                    | 5-0-2   | Little 19                          | 3-0-1  | 1st    | 2000   | Don Patterson    | 9-3     | Gateway                        | 5-1    | 1st    |
| 1943   | Wix Garner                    | 1-6-0   | Little 19                          | 0-4    | 4th    | 2001   | Don Patterson    | 5-5     | Gateway                        | 4-3    | 4th    |
| 1944   | Bob Barnwell                  | 0-8-0   | Little 19                          | 0-4    | 4th    | 2002   | Don Patterson    | 11-2    | Gateway                        | 6-1    | 1st    |
| 1945   | Wix Garner                    | 1-5-1   | Little 19                          | 0-3-1  | t-3rd  | 2003   | Don Patterson    | 9-4     | Gateway                        | 5-2    | t-3rd  |
| 1946   | Wix Garner                    | 2-6-0   | Little 19                          | 0-4    | 4th    | 2004   | Don Patterson    | 4-7     | Gateway                        | 2-5    | 5th    |
| 1947   | Wix Garner                    | 4-4-1   | Little 19                          | 0-4    | 4th    | 2005   | Don Patterson    | 5-6     | Gateway                        | 3-4    | 6th    |
| 1948   | Harold Ave                    | 4-4-0   | Little 19                          | 1-3    | 3rd    | 2006   | Don Patterson    | 5-6     | Gateway                        | 2-5    | 6th    |
| 1949   | Vince DiFrancesca             | 9-1-0   | Little 19                          | 4-0    | 1st    | 2007   | Don Patterson    | 6-5     | Gateway                        | 3-3    | t-3rd  |
| 1950   | Vince DiFrancesca             | 7-1-0   | IIAC                               | 4-1    | 2nd    | 2008*  | Mark Hendrickson | 5-2     | MVFC                           | 3-1    |        |
| 1951   | Vince DiFrancesca             | 7-1-1   | IIAC                               | 4-1-1  | 2nd    |        | Don Patterson    | 1-3     | MVFC                           | 1-3    | t-4th  |
| 1952   | Vince DiFrancesca             | 7-2-0   | IIAC                               | 5-1    | 2nd    | 2009** | Don Patterson    | 1-2     |                                |        |        |
| 1953   | Vince DiFrancesca             | 8-2-0   | IIAC                               | 5-1    | 2nd    |        | Mark Hendrickson | 0-8     | MVFC                           | 0-8    | 9th    |
| 1954   | Wes Stevens                   | 6-1-3   | IIAC                               | 3-1-2  | 3rd    | 2010   | Mark Hendrickson | 8-5     | MVFC                           | 5-3    | 2nd    |
| 1955   | Wes Stevens                   | 5-4-1   | IIAC                               | 2-3-1  | t-4th  | 2011   | Mark Hendrickson | 2-9     | MVFC                           | 1-7    | 9th    |
| 1956   | Wes Stevens                   | 6-3-0   | IIAC                               | 4-2    | 2nd    | 2012   | Mark Hendrickson | 3-8     | MVFC                           | 1-7    | 8th    |
| 1957   | Lou Saban                     | 5-4-0   | IIAC                               | 4-2    | t-2nd  | 2013   | Bob Nielson      | 4-8     | MVFC                           | 2-6    | 8th    |
| 1958   | Lou Saban                     | 6-1-1   | IIAC                               | 5-1    | 1st    | 2014   | Bob Nielson      | 5-7     | MVFC                           | 3-5    | t-7th  |
| 1959   | Lou Saban                     | 9-0-0   | IIAC                               | 6-0    | 1st    |        |                  |         |                                |        |        |

\*Mark Hendrickson served as acting head coach for the first seven games of the 2008 season...

\*\*Mark Hendrickson served as the acting head coach for the final eight games of the 2009 season prior to being named as the Leathernecks' head coach in December 2009.



# ALL-TIME COACHING STAFF

## Lou Saban (1957-59)

|                           |         |
|---------------------------|---------|
| Art Dufelmeier .....      | 1957-59 |
| Joe Collier .....         | 1957-59 |
| Robert "Red" Miller ..... | 1957-59 |
| Guy Ricci .....           | 1957-59 |
| Jerry Auchstetter .....   | 1959    |

## Art Dufelmeier (1960-68)

|                              |                |
|------------------------------|----------------|
| Wes Bair .....               | 1962-64        |
| Ralph E. Barclay Jr. ....    | 1960-62        |
| Claude Billingsley .....     | 1965, 69-70    |
| Warren Bowlus .....          | 1967-69        |
| Ron Carlson .....            | 1965-67        |
| Jon Eickstead .....          | 1968-72        |
| Ken "Dutch" Hulslander ..... | 1963-64        |
| William McKeown .....        | 1967           |
| Bob McMahan .....            | 1966-70        |
| Ted Mullen .....             | 1960-62        |
| Mike Reynolds .....          | 1963-65        |
| Guy Ricci .....              | 1960-61        |
| Don Viar .....               | 1960-63, 65-67 |
| Dan Washkevich .....         | 1966-68        |
| Bill ZavadiL .....           | 1962           |

## Darrell Mudra (1969-73)

|                             |             |
|-----------------------------|-------------|
| Claude Billingsley .....    | 1965, 69-70 |
| Warren Bowlus .....         | 1967-69     |
| Glenn Brady .....           | 1969-71     |
| Joe Campanelli .....        | 1973        |
| Craig Deaton .....          | 1972        |
| Jon Eickstead .....         | 1968-72     |
| Calvin Jones .....          | 1971-73     |
| Howard Justice .....        | 1969-71     |
| Bob McMahan .....           | 1966-70     |
| Donald "Deek" Pollard ..... | 1972-73     |
| Carol Purichia .....        | 1973-75     |
| Pete Rodriguez .....        | 1970-73     |
| Brodie Westen .....         | 1971-73     |

## Brodie Westen (1974-75)

|                         |                |
|-------------------------|----------------|
| Dave Dunkelberger ..... | 1974           |
| Larry Mortier .....     | 1975-76, 79-82 |
| Carol Purichia .....    | 1973-75        |
| Al Sandona .....        | 1974-76        |
| Bill Shanahan .....     | 1974-75        |
| Ed Washington .....     | 1974-75        |

## Bill Shanahan (1977-78)

|                        |                |
|------------------------|----------------|
| Joe Collins .....      | 1978           |
| Don "Red" Cross .....  | 1976-81        |
| Robert L. Ford .....   | 1976           |
| Dennis Frederick ..... | 1977           |
| Fred L. Graves .....   | 1977-78        |
| Gerry Hart .....       | 1977-79        |
| Robert Larson .....    | 1978           |
| Russell Mollett .....  | 1977-78        |
| Larry Mortier .....    | 1975-76, 79-82 |
| Mike Murphy .....      | 1977-78        |
| Frank L. Novak .....   | 1976-77        |
| Al Sandona .....       | 1974-76        |

## Pete Rodriguez (1979-82)

|                       |                |
|-----------------------|----------------|
| Paul Cesaretti .....  | 1979-80        |
| Don "Red" Cross ..... | 1976-81        |
| Dale Fryzel .....     | 1981           |
| Earl Graves .....     | 1981           |
| Gerry Hart .....      | 1977-79        |
| Jerry Kaminski .....  | 1979-81        |
| Robert Larson .....   | 1979           |
| Larry Mortier .....   | 1975-76, 79-82 |
| Chris Peterson .....  | 1981           |
| Chuck Platt .....     | 1981           |
| Bill Reichow .....    | 1980           |
| Dennis Shaw .....     | 1982           |
| Brad Smith .....      | 1981, 83-86    |
| Bob Thornton .....    | 1979-80        |
| Mike Williams .....   | 1979-80, 83-88 |

## Bruce Craddock (1983-89)

|                      |                |
|----------------------|----------------|
| Randy Ball .....     | 1983-89        |
| Mark Bergmann .....  | 1988           |
| Robin Cooper .....   | 1988-90        |
| Gary Crowton .....   | 1987           |
| Bill Flodin .....    | 1983           |
| Ken Huddleston ..... | 1988-89        |
| Dan Martin .....     | 1987-91        |
| Reed May .....       | 1984-86        |
| Dave Nelson .....    | 1983           |
| Jappy Oliver .....   | 1989-90        |
| Richard Payne .....  | 1984           |
| Brad Smith .....     | 1981, 83-86    |
| John Smith .....     | 1983-86        |
| Jack Vassar .....    | 1985-86        |
| Mike Williams .....  | 1979-80, 83-88 |
| Bill Wilt .....      | 1983-98        |

## Randy Ball (1990-98)

|                       |         |
|-----------------------|---------|
| Brian Anderson .....  | 1995    |
| Nelson Barnes .....   | 1991-92 |
| Rob Bolks .....       | 1992-93 |
| Mark Caballero .....  | 1997-98 |
| Jake Cabell .....     | 1993-94 |
| Kirby Cannon .....    | 1997    |
| Robin Cooper .....    | 1988-90 |
| Dan Dodd .....        | 1991-95 |
| Doug Downinga .....   | 1990-98 |
| Chris Klieman .....   | 1994-96 |
| Scott Lemon .....     | 1991-92 |
| Mike Lueck .....      | 1993    |
| Dan Martin .....      | 1987-91 |
| Matt Martin .....     | 1995    |
| Deion Melvin .....    | 1994-98 |
| Dan Neal .....        | 1996    |
| Bill O'Boyle .....    | 1990-93 |
| Jappy Oliver .....    | 1989-90 |
| Chad Remmert .....    | 1996-97 |
| Rod Sherrill .....    | 1995    |
| Curt Strashheim ..... | 1996-98 |
| Jason Vasconez .....  | 1995    |
| Bill Wilt .....       | 1983-98 |

## Don Patterson (1999-2009)

|                        |                    |
|------------------------|--------------------|
| Aaron Alford .....     | 2001               |
| Scott Anderson .....   | 1999-2001          |
| Thomas Casey .....     | 2005-2011          |
| Kerry Cooks .....      | 2004               |
| Rick Courtright .....  | 2001-03            |
| Vernon Dean .....      | 2002               |
| Bob Diaco .....        | 1999-2000          |
| Carl Franks .....      | 2009-2012          |
| Ronnie Harmon .....    | 2003-04            |
| Monte Henderson .....  | 2005-08            |
| Mark Hendrickson ..... | 1999-2012          |
| Rod Holder .....       | 2002-03            |
| Larry Holton .....     | 2001-02            |
| Ikaika Malloe .....    | 2002-03            |
| Don Martindale .....   | 1999               |
| Josh McCall .....      | 2001-2011          |
| Steve McKane .....     | 2006-2011          |
| Vince Okruch .....     | 2004               |
| Carl Smith III .....   | 1999-2000          |
| Richie Solomon .....   | 2003               |
| Brian VanGorder .....  | 2000               |
| Thad Ward .....        | 2005-10            |
| Parker Wildeman .....  | 1999-2000, 2004-05 |

## Mark Hendrickson (2008-2012)

|                     |           |
|---------------------|-----------|
| Thomas Casey .....  | 2005-2011 |
| Jason Eck .....     | 2012      |
| Jared Elliott ..... | 2012      |
| Carl Franks .....   | 2009-2012 |
| Josh McCall .....   | 2001-2011 |
| Steve McKane .....  | 2006-2011 |
| Doug Ruse .....     | 2010-2011 |
| Jake Sprague .....  | 2012      |
| Thad Ward .....     | 2005-2010 |
| Brian Ward .....    | 2012      |
| KiJuan Ware .....   | 2011-2012 |

## Bob Nielson (2013-Present)

|                       |              |
|-----------------------|--------------|
| A.J. Blazek .....     | 2013-Present |
| Atiba Bradley .....   | 2013-Present |
| Steve Crutchley ..... | 2013-Present |
| Matt Entz .....       | 2013         |
| Brian Mohnsen .....   | 2014-Present |
| Phil Ockinga .....    | 2015-Present |
| Andy Prevost .....    | 2013-Present |
| Ted Schlafke .....    | 2013-Present |
| Brian Ward .....      | 2012-2014    |
| Mark Watson, Jr. .... | 2013-Present |
| Tyler Yelk .....      | 2013-Present |

## COLLEGE FOOTBALL

### HALL OF FAME

Darrell Mudra ..... (inducted 2000)

## AFCA COACHING HONORS

|                                 |      |
|---------------------------------|------|
| Regional Coach of the Year      |      |
| Bruce Craddock (Region 5) ..... | 1988 |
| Randy Ball (Region 4) .....     | 1998 |
| Don Patterson (Region 4) .....  | 2000 |
| Don Patterson (Region 4) .....  | 2002 |

# YEAR-BY-YEAR RESULTS



According to research by WIU professor emeritus John Hallwas and Kathy Nichols (WIU Archives), Western Illinois played four games during the 1902 season.

Western defeated 'Macomb Normal' (Western Illinois Normal & Business Institute) 38-0, lost 16-0 at Quincy HS, defeated Macomb Normal 18-5 and lost at Moline HS 33-5.

During the Fall 1903, the Athletic Association was officially formed, which marked the start of Western football. The University celebrated 100 years of WIU football during the 2003 season.

The following year-by-year results are based off research by John Hallwas, the previously existing record book, the Sequel and Rock Hanson biography book.

## 1903 (0-3)

Coach: unknown • H: 0-2-0; A: 0-1-0

|       |                      |   |      |
|-------|----------------------|---|------|
| O. 17 | Quincy HS            | L | 0-18 |
| O. 24 | Lewiston HS          | L | 0-28 |
| N. 7  | at Northern Illinois | L | 0-23 |

## 1904 (5-2)

Coach: L.H. Laughlin • H: 4-1; A: 1-1

|       |                           |   |      |
|-------|---------------------------|---|------|
| S. 30 | Lewiston HS               | W | 27-0 |
| O. 8  | Monmouth HS               | W | 6-0  |
| O. 15 | at Quincy HS              | L | 0-22 |
| O. 22 | at Abingdon HS            | W | 6-0  |
| O. 29 | St. Albans Military Acad. | W | 17-4 |
| N. 12 | Northern Illinois         | L | 0-15 |
| N. 24 | Illinois State            | W | 10-0 |

## 1905 (4-2)

Coach: A. Laughlin • H: 4-1; A: 0-1

|       |                   |   |      |
|-------|-------------------|---|------|
| O. 14 | Monmouth HS       | W | 18-0 |
| O. 28 | Quincy HS         | W | 21-0 |
| N. 3  | Lombard           | W | 6-5  |
| N. 11 | Carthage          | W | 11-0 |
| N. 18 | at Illinois State | L | 6-22 |
| N. 30 | Carthage          | L | 0-20 |

## 1906 (1-4)

Coach: Oliver Dickerson • H: 1-3; A: 0-1

|       |                          |   |      |
|-------|--------------------------|---|------|
| O. 25 | Blandinsville            | L | 0-5  |
| N. 1  | Macomb HS                | W | 28-5 |
| N. 9  | Illinois State           | L | 0-18 |
| N. 17 | at Carthage              | L | 0-6  |
| N. 23 | Northeast Missouri State | L | 0-8  |

## 1907 (2-3)

Coach: Barnett • H: 2-1; A: 0-2

|       |                           |   |      |
|-------|---------------------------|---|------|
| O. 19 | Kewanee HS                | W | 4-0  |
| O. 26 | Blandinsville HS          | L | 0-6  |
| N. 9  | at Illinois State         | L | 4-38 |
| N. 15 | at Northeast Missouri St. | L | 6-11 |
| N. 22 | Carthage                  | W | 41-0 |

## 1908 (2-3-1)

Coach: Barnett • H: 1-0-1; A: 1-3

|       |              |   |     |
|-------|--------------|---|-----|
| O. 17 | at Moline HS | L | 0-5 |
|-------|--------------|---|-----|

|       |                            |   |       |
|-------|----------------------------|---|-------|
| O. 24 | at Gem City Business Coll. | L | 0-29  |
| O. 30 | Knox                       | T | 5-5   |
| N. 7  | at Carthage                | L | 11-21 |
| N. 14 | at Hedding                 | W | 43-0  |
| N. 26 | Macomb HS                  | W | 48-0  |

## 1909 (2-3)

Coach: Taft • H: 2-2; A: 0-1

|       |                           |   |       |
|-------|---------------------------|---|-------|
| O. 30 | St. Albans Military Acad. | W | 15-12 |
| N. 5  | Carthage                  | L | 0-53  |
| N. 13 | at Lombard                | L | 6-33  |
|       | Kewanee HS                | L | 0-13  |
| N. 25 | Roseville HS              | W | 31-0  |

## 1910 (4-1-1)

Coach: Oliver Dickerson • H: 2-0; A: 2-1-1

|       |                        |   |       |
|-------|------------------------|---|-------|
| O. 8  | at Kewanee HS          | T | 6-6   |
| O. 15 | Monmouth HS            | W | 6-5   |
| O. 22 | Galesburg HS           | W | 28-0  |
| N. 5  | at St. Albans Military | W | 15-5  |
| N. 12 | at Hedding             | L | 6-24  |
| N. 24 | at Carthage            | W | 22-11 |

## 1911 (4-3)

Coach: Walbrath • H: 3-2; A: 1-1

|       |                           |   |       |
|-------|---------------------------|---|-------|
| O. 7  | Kewanee HS                | L | 0-18  |
| O. 14 | at Monmouth HS            | L | 0-46  |
| N. 4  | Lombard                   | L | 0-18  |
| N. 10 | St. Albans Military Acad. | W | 19-0  |
| N. 18 | Galesburg HS              | W | 29-0  |
| N. 25 | Hedding                   | W | 24-11 |
| N. 29 | at Carthage               | W | 22-11 |

## 1912 (4-3)

Coach: unknown • H: 3-2; A: 1-1

|       |                         |   |       |
|-------|-------------------------|---|-------|
| O. 5  | Monmouth HS             | W | 26-0  |
| O. 12 | Galesburg HS            | L | 0-13  |
| O. 25 | Gem City Business Coll. | L | 6-26  |
| N. 9  | Quincy HS               | W | 14-0  |
| N. 16 | at Quincy HS            | W | 6-0   |
| N. 23 | at St. Alban's Military | L | 14-19 |
| N. 28 | Rock Island HS          | W | 20-16 |

## 1913 (5-3)

Coach: unknown • H: 3-0; A: 2-3

|       |                    |   |       |
|-------|--------------------|---|-------|
|       | at Camp Point HS   | W | 34-7  |
| O. 11 | Hedding            | W | 44-6  |
| O. 18 | at Rock Island HS  | L | 0-21  |
| O. 25 | at Carthage        | L | 6-44  |
| N. 15 | at Quincy HS       | L | 6-13  |
| N. 22 | at Culver-Stockton | W | 26-25 |
|       | Maplewood HS       | W | 44-6  |
|       | Maplewood HS       | W | 14-6  |

## 1914 (3-2-1)

Coach: Dowell • H: 2-0; A: 1-2-1

|       |                     |   |       |
|-------|---------------------|---|-------|
| O. 3  | at Knox             | L | 0-54  |
| O. 10 | at Monmouth HS      | T | 0-0   |
| O. 17 | at Wethersfield HS  | W | 6-3   |
| O. 24 | Culver-Stockton     | W | 25-14 |
| N. 7  | at Hedding          | L | 0-32  |
| N. 14 | Monmouth College JV | W | 12-6  |

## 1915 (1-5)

Coach: unknown • H: 1-2; A: 0-3

|       |                     |   |      |
|-------|---------------------|---|------|
| O. 9  | at William & Vashti | L | 0-91 |
| O. 22 | at Culver-Stockton  | L | 0-21 |
| O. 29 | at Eureka           | L | 0-6  |
| N. 6  | Hedding             | L | 6-18 |
| N. 13 | Carthage            | L | 6-29 |
| N. 25 | Macomb HS           | W | 7-0  |

## 1916 (1-7-1)

Coach: Erskine L. Jay • H: 1-3-1; A: 0-4

|       |                        |   |      |
|-------|------------------------|---|------|
| S. 30 | at Lombard             | L | 0-41 |
| O. 7  | at Illinois State      | L | 0-14 |
| O. 14 | Lewistown HS           | T | 7-7  |
| O. 20 | Eureka                 | L | 0-42 |
| O. 28 | at Carthage            | L | 0-13 |
| N. 3  | Culver-Stockton        | L | 0-21 |
| N. 11 | Saint Francis (Quincy) | W | 40-3 |
| N. 18 | at Hedding             | L | 0-7  |
| N. 30 | Macomb HS              | L | 7-37 |

## 1917 (2-4)

Coach: Erskine L. Jay • H: 1-1; A: 1-3

|       |              |   |       |
|-------|--------------|---|-------|
| O. 6  | at Lombard   | L | 0-72  |
| O. 19 | at Eureka    | L | 0-33  |
| O. 27 | Carthage     | L | 0-24  |
| N. 3  | at Quincy    | W | 13-7  |
| N. 10 | Hedding      | W | 20-13 |
| N. 17 | at Augustana | L | 0-58  |

## 1918

No team fielded (World War I)

## 1919 (5-2)

Coach: Erskine L. Jay • H: 3-1; A: 2-1

|       |                    |   |      |
|-------|--------------------|---|------|
| O. 4  | at Hedding         | W | 6-2  |
| O. 10 | Eureka             | L | 0-7  |
| O. 25 | at Quincy          | W | 19-0 |
| O. 31 | Knox JV            | W | 7-0  |
| N. 22 | at Carthage        | L | 0-19 |
| N. 27 | Quincy             | W | 65-6 |
|       | at Culver-Stockton | W | 1-0  |

## 1920 (0-3-1)

Coach: W.A. Cleveland • H: 0-1-1; A: 0-2

|       |           |   |      |
|-------|-----------|---|------|
| O. 15 | at Eureka | L | 6-60 |
| O. 30 | at Quincy | L | 0-63 |
| N. 14 | Carthage  | T | 0-0  |
| N. 25 | Hedding   | L | 7-25 |

## 1921 (3-3-1)

Coach: W.A. Cleveland • H: 1-2-1; A: 2-1

|       |                    |   |      |
|-------|--------------------|---|------|
| O. 1  | at Carthage        | L | 7-21 |
| O. 13 | Knox JV            | L | 0-6  |
| O. 21 | at Culver-Stockton | W | 14-6 |
| O. 29 | Bradley JV         | T | 0-0  |
| N. 4  | Carthage           | L | 7-21 |
| N. 19 | at Hedding         | W | 14-0 |
| N. 24 | Quincy             | W | 14-7 |



# YEAR-BY-YEAR RESULTS

## HOMECOMING RESULTS

| Year    | Opponent            | Result | Score       |
|---------|---------------------|--------|-------------|
| 1923    | Illinois State      | W      | 15-0        |
| 1924-26 | not available       |        |             |
| 1927    | Mt. Morris          | W      | 38-0        |
| 1928-29 | not available       |        |             |
| 1930    | Shurtleff           | W      | 18-0        |
| 1931    | Shurtleff           | W      | 13-12       |
| 1932    | Quincy              | W      | 9-7         |
| 1933    | Shurtleff           | W      | 7-6         |
| 1934    | McKendree           | W      | 14-0        |
| 1935    | McKendree           | L      | 0-20        |
| 1936    | Southern Illinois   | T      | 7-7         |
| 1937    | Southern Illinois   | L      | 14-20       |
| 1938    | Southern Illinois   | W      | 14-0        |
| 1939    | Eastern Illinois    | W      | 20-7        |
| 1940    | Southern Illinois   | T      | 6-6         |
| 1941    | Eastern Illinois    | W      | 25-0        |
| 1942    | Southern Illinois   | W      | 26-0        |
| 1943-46 | not available       |        |             |
| 1947    | Southern Illinois   | L      | 0-7         |
| 1948    | Quincy              | L      | 7-13        |
| 1949    | Illinois State      | W      | 19-14       |
| 1950    | Northern Illinois   | W      | 28-27       |
| 1951    | Eastern Illinois    | T      | 21-21       |
| 1952    | not available       |        |             |
| 1953    | Eastern Michigan    | W      | 20-0        |
| 1954    | not available       |        |             |
| 1955    | Southern Illinois   | T      | 13-13       |
| 1956    | Central Michigan    | L      | 20-44       |
| 1957    | Illinois State      | W      | 11-7        |
| 1958    | Eastern Illinois    | W      | 34-0        |
| 1959    | Southern Illinois   | W      | 33-6        |
| 1960    | Northern Illinois   | W      | 30-19       |
| 1961    | Southern Illinois   | W      | 22-13       |
| 1962    | Northern Illinois   | W      | 14-0        |
| 1963    | Drake               | W      | 14-12       |
| 1964    | Drake               | W      | 20-12       |
| 1965    | Central Michigan    | L      | 7-9         |
| 1966    | Eastern Illinois    | L      | 6-16        |
| 1967    | Illinois State      | L      | 17-21       |
| 1968    | Eastern Illinois    | L      | 8-14        |
| 1969    | Central Michigan    | W      | 17-14       |
| 1970    | Drake               | L      | 28-24       |
| 1971    | Illinois State      | W      | 16-14       |
| 1972    | Mankato State       | W      | 15-13       |
| 1973    | Central Michigan    | W      | 24-18       |
| 1974    | Mankato State       | W      | 41-13       |
| 1975    | Nebraska-Omaha      | W      | 28-14       |
| 1976    | Eastern Illinois    | W      | 14-10       |
| 1977    | South Dakota State  | L      | 16-17       |
| 1978    | Northern Michigan   | T      | 14-14       |
| 1979    | Northern Iowa       | L      | 25-38       |
| 1980    | Eastern Illinois    | L      | 7-37        |
| 1981    | Northern Michigan   | L      | 14-28       |
| 1982    | Eastern Illinois    | L      | 7-31        |
| 1983    | UW-Whitewater       | W      | 28-14       |
| 1984    | Drake               | W      | 37-20       |
| 1985    | Northern Michigan   | W      | 14-7        |
| 1986    | *Eastern Illinois   | L      | 3-37        |
| 1987    | *Indiana State      | W      | 42-12       |
| 1988    | NW Missouri State   | W      | 63-3        |
| 1989    | Fort Hays State     | W      | 43-0        |
| 1990    | *Eastern Illinois   | L      | 17-27       |
| 1991    | *Southern Illinois  | W      | 21-20       |
| 1992    | * Eastern Illinois  | W      | 28-24       |
| 1993    | *Southern Illinois  | W      | 14-13       |
| 1994    | *Indiana State      | W      | 38-17       |
| 1995    | *Missouri State     | L      | 7-13        |
| 1996    | *Indiana State      | L      | 7-10        |
| 1997    | *Northern Iowa      | W      | 29-22 (2OT) |
| 1998    | *Youngstown State   | W      | 14-0        |
| 1999    | *Southern Illinois  | W      | 68-27       |
| 2000    | *Indiana State      | W      | 49-7        |
| 2001    | *Northern Iowa      | L      | 14-17       |
| 2002    | Sam Houston State   | W      | 41-13       |
| 2003    | *Western Kentucky   | W      | 33-28       |
| 2004    | *Indiana State      | W      | 29-27       |
| 2005    | *Northern Iowa      | L      | 24-41       |
| 2006    | *Youngstown State   | L      | 28-35       |
| 2007    | North Dakota State  | L      | 28-41       |
| 2008    | *Indiana State      | W      | 56-0        |
| 2009    | *Missouri State     | L      | 16-17       |
| 2010    | *Indiana State      | W      | 40-7        |
| 2011    | *Southern Illinois  | W      | 27-21       |
| 2012    | *Illinois State     | L      | 3-23        |
| 2013    | *South Dakota State | L      | 14-38       |
| 2014    | *North Dakota State | L      | 10-17       |

Overall Record: 49-27-5  
\*Conference game

## 1922 (6-2)

Coach: Howard Hawkes • H: 2-1; A: 4-1

|       |                      |   |       |
|-------|----------------------|---|-------|
| S. 30 | Eureka               | L | 0-15  |
| O. 6  | at Culver-Stockton   | L | 3-12  |
| O. 21 | Palmer College       | W | 16-0  |
| O. 28 | Augustana            | W | 26-6  |
| N. 4  | at Knox JV           | W | 6-0   |
| N. 17 | at NE Missouri State | W | 18-12 |
| N. 24 | at Monmouth          | W | 6-3   |
| N. 30 | at Quincy            | W | 14-0  |

## 1923 (1-6-1)

Coach: Howard Hawkes • H: 1-3-1; A: 0-3

|       |                            |   |       |
|-------|----------------------------|---|-------|
| S. 28 | at Eureka                  | L | 0-25  |
| O. 5  | Monmouth                   | L | 0-3   |
| O. 12 | at Lincoln College         | L | 0-21  |
| O. 19 | Kirksville Osteopath (Mo.) | L | 6-13  |
| O. 27 | Augustana                  | L | 12-18 |
| N. 10 | Illinois State             | W | 15-0  |
| N. 17 | at Parsons (Iowa)          | L | 6-51  |
| N. 24 | Carthage                   | T | 0-0   |

## 1924 (4-3)

Coach: Howard Hawkes

H: 3-1; A: 1-2

|       |                   |   |      |
|-------|-------------------|---|------|
| O. 4  | at Carthage       | L | 7-10 |
| O. 11 | Lincoln College   | W | 19-6 |
| O. 18 | at Quincy         | W | 14-6 |
| O. 25 | Augustana         | W | 27-7 |
| N. 8  | at Illinois State | L | 0-14 |
| N. 15 | Monmouth          | L | 9-13 |
| N. 22 | Eureka            | W | 13-3 |

## 1925 (4-3-1)

Coach: Howard Hawkes

H: 3-0-1; A: 1-3

|       |                |   |      |
|-------|----------------|---|------|
| O. 3  | Carthage       | T | 0-0  |
| O. 9  | at Lincoln     | W | 7-6  |
| O. 17 | Mount Morris   | W | 7-0  |
| O. 24 | at Augustana   | L | 0-18 |
| O. 31 | at McKendree   | L | 0-21 |
| N. 7  | Illinois State | W | 14-0 |
| N. 22 | Wheaton        | W | 14-6 |
| N. 29 | at Eureka      | L | 0-7  |

## 1926 (4-3-1)

Coach: Ray Hanson • H: 2-1-1; A: 2-2

|       |                   |   |      |
|-------|-------------------|---|------|
| O. 9  | Lincoln College   | W | 19-0 |
| O. 16 | at Mount Morris   | W | 26-0 |
| O. 23 | Augustana         | L | 0-14 |
| O. 30 | McKendree         | W | 25-0 |
| N. 6  | at Illinois State | L | 0-14 |
| N. 13 | Culver-Stockton   | T | 0-0  |
| N. 20 | at Wheaton        | W | 26-2 |
| N. 25 | at Carthage       | L | 6-13 |

## 1927 (6-3-1)

Coach: Ray Hanson • H: 3-1-1; A: 3-2

|       |                    |   |      |
|-------|--------------------|---|------|
| S. 24 | at Bradley         | L | 7-26 |
| S. 30 | at Eureka          | W | 13-0 |
| O. 7  | at Lincoln College | W | 6-0  |
| O. 14 | Illinois State     | L | 0-6  |
| O. 22 | Mount Morris       | W | 38-0 |
| O. 29 | at McKendree       | L | 0-18 |
| N. 5  | Illinois College   | W | 1-0  |
| N. 11 | Shurtleff          | W | 6-0  |

|       |              |   |       |
|-------|--------------|---|-------|
| N. 19 | at Augustana | W | 12-8  |
| N. 24 | Carthage     | T | 12-12 |

## 1928 (2-3-3)

Coach: Ray Hanson • H: 1-0-2; A: 1-3-1

|       |                   |   |      |
|-------|-------------------|---|------|
| S. 29 | at Bradley        | L | 7-26 |
| O. 5  | Eureka            | T | 7-7  |
| O. 12 | St. Ambrose       | T | 7-7  |
| O. 20 | at Shurtleff      | T | 7-7  |
| O. 27 | at Augustana      | L | 0-19 |
| N. 10 | Lincoln College   | W | 59-6 |
| N. 17 | at Illinois State | W | 19-0 |
| N. 29 | at Carthage       | L | 0-16 |

## 1929 (0-8)

Coach: Ray Hanson • H: 2-2; A: 1-3

|       |                |   |        |
|-------|----------------|---|--------|
| S. 28 | at St. Ambrose | L | 0-13   |
| O. 5  | at Knox        | L | 7-9    |
| O. 12 | at Eureka      | L | 0-6    |
| O. 19 | Shurtleff      | W | 14-0** |
| O. 26 | at Augustana   | W | 13-6** |
| N. 2  | Illinois State | W | 12-6** |
| N. 16 | Bradley        | L | 0-7    |
| N. 28 | Carthage       | L | 0-6    |

\*\*After the season Western was forced to forfeit its 3 wins due to an ineligible player.

## 1930 (4-4)

Coach: Ray Hanson • H: 3-2; A: 1-2

|       |                     |   |       |
|-------|---------------------|---|-------|
| O. 3  | Knox                | L | 0-15  |
| O. 10 | Eureka              | W | 19-6  |
| O. 18 | Shurtleff           | W | 18-0  |
| O. 24 | Augustana           | L | 15-20 |
| N. 1  | at Illinois State   | W | 7-3   |
| N. 14 | St. Ambrose         | W | 53-0  |
| N. 21 | at Eastern Illinois | L | 0-23  |
| N. 27 | at Carthage         | L | 6-12  |

## 1931 (2-6)

Coach: Ray Hanson • H: 2-1; A: 0-5

|       |                      |   |       |
|-------|----------------------|---|-------|
| S. 26 | at Knox              | L | 7-14  |
| O. 3  | at Illinois Wesleyan | L | 0-23  |
| O. 10 | at Eureka            | L | 6-13  |
| O. 13 | Shurtleff            | W | 13-12 |
| O. 24 | at Augustana         | L | 0-40  |
| N. 7  | Illinois State       | W | 14-13 |
| N. 14 | at St. Ambrose       | L | 0-26  |
| N. 26 | Carthage             | L | 0-19  |

## 1932 (4-2-1)

Coach: Ray Hanson • H: 2-1; A: 2-1-1

|       |                     |   |       |
|-------|---------------------|---|-------|
| O. 1  | Knox                | W | 6-0   |
| O. 8  | at Illinois College | W | 10-2  |
| O. 15 | Eureka              | W | 13-6  |
| O. 22 | Augustana           | L | 14-19 |
| N. 5  | at Illinois State   | L | 12-13 |
| N. 12 | at Shurtleff        | W | 13-0  |
| N. 19 | at Carthage         | T | 9-9   |

# YEAR-BY-YEAR RESULTS



## 1933 (3-5)

Coach: Ray Hanson • H: 2-3; A: 1-2

|       |                      |   |      |
|-------|----------------------|---|------|
| S. 23 | Quincy               | W | 32-0 |
| S. 30 | at Knox              | W | 18-6 |
| O. 7  | Illinois College     | L | 6-7  |
| O. 14 | at Southern Illinois | L | 0-45 |
| O. 21 | Shurtleff            | W | 7-6  |
| N. 4  | Illinois State       | L | 7-26 |
| N. 11 | at Augustana         | L | 0-46 |
| N. 18 | Iowa Wesleyan        | L | 7-14 |

## 1934 (5-3)

Coach: Ray Hanson • H: 3-1; A: 2-2

|       |                     |   |      |
|-------|---------------------|---|------|
| S. 29 | Parsons             | W | 7-0  |
| O. 6  | Knox                | W | 10-0 |
| O. 13 | at Illinois College | W | 7-0  |
| O. 20 | McKendree           | W | 14-0 |
| O. 27 | at Illinois State   | W | 1-0  |
| N. 2  | at Eastern Illinois | L | 3-7  |
| N. 10 | Augustana           | L | 7-20 |
| N. 16 | at Iowa Wesleyan    | L | 0-6  |

## 1935 (2-6)

Coach: Ray Hanson • H: 1-3; A: 1-3

|       |                  |   |      |
|-------|------------------|---|------|
| S. 28 | at Parsons       | W | 5-3  |
| O. 5  | at Knox          | L | 7-14 |
| O. 12 | at Bradley       | L | 0-3  |
| O. 19 | McKendree        | L | 0-20 |
| O. 26 | Eastern Illinois | W | 3-0  |
| N. 9  | at Augustana     | L | 0-27 |
| N. 16 | Illinois College | L | 6-18 |
| N. 23 | Illinois State   | L | 0-7  |

## 1936 (3-2-2)

Coach: Ray Hanson • H: 1-0-2; A: 2-2

|       |                     |   |      |
|-------|---------------------|---|------|
| S. 26 | Parsons             | T | 0-0  |
| O. 3  | at Millikin         | W | 10-7 |
| O. 10 | at Bradley          | L | 0-12 |
| O. 17 | at Illinois State   | L | 3-7  |
| O. 24 | Southern Illinois   | T | 7-7  |
| O. 31 | Augustana           | W | 7-6  |
| N. 7  | at Eastern Illinois | W | 6-2  |

## 1937 (3-4-1)

Coach: Ray Hanson • H: 2-1-1; A: 1-3

|       |                      |   |       |
|-------|----------------------|---|-------|
| S. 25 | at Parsons           | L | 0-6   |
| O. 2  | at Iowa Wesleyan     | L | 0-6   |
| O. 8  | Carthage             | W | 6-2   |
| O. 16 | Illinois State       | T | 0-0   |
| O. 23 | at Southern Illinois | W | 17-0  |
| O. 30 | Augustana            | L | 12-20 |
| N. 6  | Eastern Illinois     | W | 31-0  |
| N. 13 | at Western Kentucky  | L | 0-28  |

## 1938 (6-2)

Coach: Ray Hanson • H: 3-0; A: 3-2

|       |                     |   |      |
|-------|---------------------|---|------|
| S. 24 | Parsons             | W | 9-0  |
| O. 1  | Iowa Wesleyan       | W | 20-0 |
| O. 8  | at Augustana        | L | 0-6  |
| O. 15 | at Illinois State   | L | 0-19 |
| O. 22 | Southern Illinois   | W | 19-0 |
| O. 29 | at Eastern Illinois | W | 19-0 |
| N. 5  | at William Penn     | W | 6-0  |
| N. 11 | at Carthage         | W | 7-6  |

## 1939 (5-1-1) 2-0-1 Little 19/1st

Coach: Ray Hanson • H: 3-0-1; A: 2-1

|       |                       |   |       |
|-------|-----------------------|---|-------|
| S. 23 | William Penn          | W | 9-6   |
| S. 30 | at Parsons            | L | 6-12  |
| O. 14 | *Illinois State       | T | 0-0   |
| O. 21 | *at Southern Illinois | W | 20-7  |
| O. 28 | *Eastern Illinois     | W | 20-7  |
| N. 3  | Burlington JC         | W | 25-21 |
| N. 11 | at Carthage           | W | 14-7  |

## 1940 (1-6-1) 0-3-1 • Little 19/4th

Coach: Ray Hanson • H: 1-2-1; A: 0-4

|       |                       |   |       |
|-------|-----------------------|---|-------|
| S. 28 | at Wheaton            | L | 7-14  |
| O. 5  | Iowa Wesleyan         | W | 16-0  |
| O. 12 | at Bradley            | L | 6-31  |
| O. 19 | *Southern Illinois    | T | 6-6   |
| O. 25 | *at Eastern Illinois  | L | 7-20  |
| N. 1  | *Illinois State       | L | 0-36  |
| N. 16 | Augustana             | L | 2-23  |
| N. 21 | *at Northern Illinois | L | 12-32 |

## 1941 (3-4-1) 1-2-1 • Little 19

Coach: Ray Hanson • H: 2-2-1; A: 0-2

|       |                    |   |       |
|-------|--------------------|---|-------|
| S. 27 | Iowa Wesleyan      | W | 13-6  |
| S. 27 | Wheaton            | W | 9-0   |
| O. 18 | *Southern Illinois | T | 6-6   |
| O. 25 | *Eastern Illinois  | W | 25-0  |
| N. 1  | *at Illinois State | L | 0-14  |
| N. 8  | Carthage           | L | 12-13 |
| N. 15 | at Augustana       | L | 13-20 |
| N. 22 | *Northern Illinois | L | 7-25  |

## 1942 (5-0-2) 3-0-1 • Little 19/1st

Coach: Wix Garner • H: 3-0; A: 2-0-2

|       |                       |   |       |
|-------|-----------------------|---|-------|
| S. 26 | at Illinois College   | T | 0-0   |
| O. 3  | Iowa Wesleyan         | W | 13-0  |
| O. 10 | *at Northern Illinois | T | 14-14 |
| O. 17 | *Southern Illinois    | W | 26-0  |
| O. 24 | *at Eastern Illinois  | W | 45-0  |
| O. 31 | *Illinois State       | W | 12-7  |
| N. 7  | at Carthage           | W | 14-7  |

## 1943 (1-6) 0-4 • Little 19/4th

Coach: Wix Garner • H: 0-3; A: 1-3

|       |                       |   |       |
|-------|-----------------------|---|-------|
| S. 25 | at Cornell            | W | 27-0  |
| O. 2  | at Illinois Wesleyan  | L | 0-37  |
| O. 8  | Drake                 | L | 0-50  |
| O. 16 | *at Northern Illinois | L | 14-33 |
| O. 30 | *at Illinois State    | L | 0-26  |
| N. 6  | Cornell               | L | 12-18 |
| N. 13 | Central               | L | 7-12  |

## 1944 (0-8) 0-4 • Little 19/4th

Coach: Bob Barnwell • H: 0-3; A: 0-5

|       |                           |   |      |
|-------|---------------------------|---|------|
| S. 23 | *at Eastern Illinois      | L | 0-12 |
| S. 29 | at Southeast Missouri St. | L | 0-46 |
| O. 7  | Illinois Wesleyan         | L | 0-47 |
| O. 14 | *Southern Illinois        | L | 6-25 |
| O. 21 | *Northern Illinois        | L | 6-13 |
| O. 28 | at Southern Illinois      | L | 0-25 |
| N. 4  | *at Illinois State        | L | 6-26 |
| N. 11 | at Cornell                | L | 0-20 |

## 1945 (1-5-1) 0-3-1 • Little 19/T-3rd

Coach: Wix Garner • H: 1-2-1; A: 0-3

|       |                       |   |      |
|-------|-----------------------|---|------|
| S. 29 | Wheaton               | W | 18-0 |
| O. 6  | at Cornell            | L | 6-13 |
| O. 13 | *at Northern Illinois | L | 6-12 |
| O. 20 | *Illinois State       | L | 7-20 |
| O. 27 | *at Southern Illinois | L | 6-13 |
| N. 3  | *Eastern Illinois     | T | 6-6  |
| N. 10 | Central               | L | 0-26 |

## 1946 (2-6) 0-4 • Little 19/4th

Coach: Wix Garner • H: 2-2; A: 0-4

|       |                      |   |       |
|-------|----------------------|---|-------|
| S. 28 | Illinois College     | W | 21-6  |
| O. 5  | at Wheaton           | L | 0-6   |
| O. 11 | *at Eastern Illinois | L | 12-20 |
| O. 19 | *at Illinois State   | L | 0-15  |
| O. 26 | *Southern Illinois   | L | 7-19  |
| N. 2  | *Northern Illinois   | L | 13-14 |
| N. 9  | at Millikin          | L | 7-13  |
| N. 16 | Shurtleff            | W | 13-0  |

## 1947 (4-4-1) 0-4 • Little 19/4th

Coach: Wix Garner • H: 1-2-1; A: 3-2

|       |                       |   |       |
|-------|-----------------------|---|-------|
| S. 27 | at Illinois College   | W | 40-0  |
| O. 4  | Carthage              | T | 13-13 |
| O. 11 | at Quincy             | W | 21-6  |
| O. 18 | *Southern Illinois    | L | 0-7   |
| O. 24 | at Shurtleff          | W | 7-0   |
| N. 1  | *at Northern Illinois | L | 0-33  |
| N. 8  | Millikin              | W | 27-13 |
| N. 15 | *Illinois State       | L | 0-26  |
| N. 22 | *at Eastern Illinois  | L | 0-19  |

## 1948 (4-4) 1-3 • Little 19/3rd

Coach: Harold Ave • H: 1-3; A: 3-1

|       |                       |   |      |
|-------|-----------------------|---|------|
| S. 25 | at Millikin           | W | 13-0 |
| O. 1  | at Carthage           | W | 20-6 |
| O. 9  | *Eastern Illinois     | L | 0-7  |
| O. 16 | *at Southern Illinois | W | 13-7 |
| O. 23 | Quincy                | L | 6-13 |
| O. 30 | Shurtleff             | W | 28-0 |
| N. 5  | *Northern Illinois    | L | 0-18 |
| N. 13 | *at Illinois State    | L | 0-40 |

## 1949 (9-1) 4-0 • Little 19/1st

Coach: Vince DiFrancesca

H: 4-1; A: 4-0; N: 1-0

|           |                       |   |       |
|-----------|-----------------------|---|-------|
| S. 24     | at Michigan Tech      | W | 33-0  |
| O. 1      | Wayne State           | L | 14-33 |
| O. 7      | Millikin              | W | 32-20 |
| O. 15     | *at Northern Illinois | W | 27-6  |
| O. 22     | *Illinois State       | W | 19-14 |
| O. 29     | at Shurtleff          | W | 68-0  |
| N. 5      | *at Eastern Illinois  | W | 14-0  |
| N. 12     | *Southern Illinois    | W | 35-0  |
| N. 18     | Carthage              | W | 30-0  |
| Corn Bowl |                       |   |       |
| N. 24     | vs. Wheaton           | W | 13-0  |



# YEAR-BY-YEAR RESULTS

**1950 (7-1) 4-1 • IIAC/2nd**  
Coach: Vince DiFrancesca  
H: 4-0; A: 3-1

|       |                       |   |       |
|-------|-----------------------|---|-------|
| S. 23 | *Central Michigan     | W | 28-7  |
| O. 7  | at Wayne State        | W | 21-20 |
| O. 14 | at Quincy             | W | 39-7  |
| O. 21 | *Northern Illinois    | W | 28-27 |
| O. 28 | *at Illinois State    | L | 20-21 |
| N. 3  | Dubuque               | W | 51-7  |
| N. 11 | *Eastern Illinois     | W | 13-0  |
| N. 18 | *at Southern Illinois | W | 25-7  |

**1951 (7-1-1) 5-0-1 • IIAC/2nd**  
Coach: Vince DiFrancesca  
H: 5-0-1; A: 2-1

|       |                       |   |       |
|-------|-----------------------|---|-------|
| S. 21 | Hanover               | W | 25-0  |
| S. 28 | *at Central Michigan  | W | 27-6  |
| O. 5  | Michigan Tech         | W | 36-0  |
| O. 12 | *Illinois State       | W | 28-7  |
| O. 19 | *Southern Illinois    | W | 54-12 |
| O. 27 | *Eastern Michigan     | W | 63-8  |
| N. 3  | *Eastern Illinois     | T | 21-21 |
| N. 10 | *at Northern Illinois | L | 7-20  |
| N. 17 | at Carthage           | W | 76-0  |

**1952 (7-2) 5-1 • IIAC/2nd**  
Coach: Vince DiFrancesca  
H: 3-1; A: 4-1

|       |                          |   |       |
|-------|--------------------------|---|-------|
| S. 20 | at Wisconsin-Whitewater  | W | 10-0  |
| S. 26 | Northeast Missouri State | L | 0-19  |
| O. 4  | *Eastern Michigan        | W | 20-13 |
| O. 11 | *at Central Michigan     | L | 0-27  |
| O. 18 | *Illinois State          | W | 20-7  |
| O. 24 | at St. Ambrose           | W | 46-0  |
| N. 1  | *at Eastern Illinois     | W | 7-6   |
| N. 6  | *Southern Illinois       | W | 38-7  |
| N. 15 | *at Northern Illinois    | W | 39-14 |

**1953 (8-2) 5-1 • IIAC/2nd**  
Coach: Vince DiFrancesca  
H: 4-0; A: 4-1

|           |                          |   |       |
|-----------|--------------------------|---|-------|
| S. 19     | at St. Ambrose           | W | 32-0  |
| S. 25     | Northeast Missouri State | W | 19-13 |
| O. 10     | at Wheaton               | L | 13-14 |
| O. 16     | *Illinois State          | W | 20-7  |
| O. 24     | *at Central Michigan     | L | 6-13  |
| O. 31     | *Eastern Michigan        | W | 20-0  |
| N. 7      | *at Eastern Illinois     | W | 19-12 |
| N. 14     | *at Northern Illinois    | W | 27-7  |
| N. 19     | *Southern Illinois       | W | 47-19 |
| Corn Bowl |                          |   |       |
| N. 26     | vs. Iowa Wesleyan        | W | 32-0  |

**1954 (6-1-3) 3-1-2 • IIAC/3rd**  
Coach: Wes Stevens • H: 4-0-1; A: 2-1-2

|       |                       |   |       |
|-------|-----------------------|---|-------|
| S. 16 | Loras                 | W | 38-6  |
| S. 24 | at St. Ambrose        | W | 26-18 |
| O. 2  | at Bradley            | T | 7-7   |
| O. 7  | Lewis                 | W | 7-6   |
| O. 16 | *at Illinois State    | T | 13-13 |
| O. 23 | *Central Michigan     | W | 14-7  |
| O. 30 | *at Eastern Michigan  | L | 19-33 |
| N. 6  | *Eastern Illinois     | T | 13-13 |
| N. 13 | *Northern Illinois    | W | 14-7  |
| N. 20 | *at Southern Illinois | W | 19-17 |

**1955 (5-4-1) 2-3-1 • IIAC/T-4th**  
Coach: Wes Stevens  
H: 2-2-1; A: 4-1; N: 1-0

|           |                           |   |       |
|-----------|---------------------------|---|-------|
| S. 17     | at Loras                  | W | 29-6  |
| S. 29     | Bradley                   | W | 25-6  |
| O. 7      | *Eastern Michigan         | L | 2-6   |
| O. 15     | *at Central Michigan      | L | 0-20  |
| O. 22     | *at Northern Illinois     | W | 39-6  |
| O. 29     | *Southern Illinois        | T | 13-13 |
| N. 4      | *Illinois State (forfeit) | L | 0-1   |
| N. 11     | St. Ambrose               | W | 19-13 |
| N. 19     | *at Eastern Illinois      | W | 13-7  |
| Corn Bowl |                           |   |       |
| N. 24     | vs. Luther                | L | 20-24 |

**1956 (6-3) 4-2 • IIAC/2nd**  
Coach: Wes Stevens • H: 4-1; A: 2-2

|       |                       |   |       |
|-------|-----------------------|---|-------|
| S. 19 | Lewis                 | W | 34-12 |
| S. 29 | at Bradley            | L | 7-26  |
| O. 6  | *at Eastern Michigan  | L | 6-21  |
| O. 13 | *Central Michigan     | L | 20-44 |
| O. 19 | *Northern Illinois    | W | 34-6  |
| O. 27 | *at Southern Illinois | W | 21-7  |
| N. 3  | *at Illinois State    | W | 13-6  |
| N. 10 | Washburn              | W | 18-15 |
| N. 17 | *Eastern Illinois     | W | 58-14 |

**1957 (5-4) 4-2 • IIAC/T-2nd**  
Coach: Lou Saban • H: 2-2; A: 3-2

|       |                       |   |       |
|-------|-----------------------|---|-------|
| S. 20 | at Washburn           | L | 7-13  |
| S. 26 | Bradley               | L | 13-19 |
| O. 4  | *Southern Illinois    | W | 23-13 |
| O. 12 | *at Northern Illinois | W | 33-13 |
| O. 19 | at Augustana (S.D.)   | W | 39-7  |
| O. 26 | *at Eastern Illinois  | W | 21-13 |
| N. 2  | *Illinois State       | W | 11-7  |
| N. 9  | *Eastern Michigan     | L | 0-26  |
| N. 16 | *at Central Michigan  | L | 7-39  |

**1958 (6-1-1) 5-1 • IIAC/1st**  
Coach: Lou Saban • H: 4-0; A: 2-1-1

|       |                       |   |       |
|-------|-----------------------|---|-------|
| S. 18 | St. Ambrose           | W | 32-25 |
| S. 27 | at Bradley            | T | 6-6   |
| O. 4  | *at Southern Illinois | L | 31-32 |
| O. 11 | *Northern Illinois    | W | 38-7  |
| O. 25 | *Eastern Illinois     | W | 34-0  |
| N. 1  | *at Illinois State    | W | 16-10 |
| N. 8  | *at Eastern Michigan  | W | 27-6  |
| N. 15 | *Central Michigan     | W | 38-23 |

**1959 (9-0) 6-0 • IIAC/1st**  
Coach: Lou Saban • H: 5-0; A: 4-0

|       |                       |   |       |
|-------|-----------------------|---|-------|
| S. 19 | at St. Ambrose        | W | 40-7  |
| S. 24 | Bradley               | W | 56-31 |
| O. 3  | *at Central Michigan  | W | 26-20 |
| O. 10 | *Southern Illinois    | W | 33-6  |
| O. 17 | *at Northern Illinois | W | 18-13 |
| O. 24 | Arkansas State        | W | 22-19 |
| O. 31 | *at Eastern Illinois  | W | 28-8  |
| N. 7  | *Illinois State       | W | 58-0  |
| N. 14 | *Eastern Michigan     | W | 22-0  |

**1960 (6-2) 5-1 • IIAC/2nd**  
Coach: Art Dufelmeier • H: 5-0; A: 1-2

|       |                       |   |       |
|-------|-----------------------|---|-------|
| S. 24 | Bradley               | W | 14-0  |
| O. 1  | *Central Michigan     | W | 38-13 |
| O. 8  | *at Southern Illinois | L | 12-21 |
| O. 15 | *Northern Illinois    | W | 30-19 |
| O. 22 | at Northern Michigan  | L | 20-34 |
| O. 29 | *at Eastern Illinois  | W | 43-6  |
| N. 5  | *Illinois State       | W | 42-7  |
| N. 12 | *Eastern Michigan     | W | 26-2  |

**1961 (5-3) 4-2 • IIAC/T-2nd**  
Coach: Art Dufelmeier • H: 3-1; A: 2-2

|       |                       |   |       |
|-------|-----------------------|---|-------|
| S. 30 | *Eastern Michigan     | W | 43-0  |
| O. 7  | *at Central Michigan  | W | 12-7  |
| O. 14 | *Southern Illinois    | W | 22-13 |
| O. 21 | *at Northern Illinois | L | 22-23 |
| O. 28 | at Evansville         | W | 26-0  |
| N. 4  | *at Eastern Illinois  | L | 0-14  |
| N. 11 | *Illinois State       | W | 12-7  |
| N. 18 | Bradley               | L | 18-23 |

**1962 (5-3) 2-2 • IIAC/3rd**  
Coach: Art Dufelmeier • H: 3-3; A: 2-0

|       |                    |   |       |
|-------|--------------------|---|-------|
| S. 15 | Macalester         | W | 22-18 |
| S. 22 | Murray State       | L | 6-7   |
| O. 6  | *Central Michigan  | L | 8-17  |
| O. 20 | *Northern Illinois | L | 0-14  |
| O. 27 | Evansville         | W | 32-25 |
| N. 3  | *Eastern Illinois  | W | 44-8  |
| N. 10 | *at Illinois State | W | 34-21 |
| N. 17 | at Bradley         | W | 28-24 |

**1963 (6-3) 3-1 • IIAC/2nd**  
Coach: Art Dufelmeier • H: 5-0; A: 1-3

|       |                       |   |       |
|-------|-----------------------|---|-------|
| S. 14 | at Macalester         | L | 8-14  |
| S. 21 | at NE Missouri State  | L | 0-22  |
| S. 28 | Bradley               | W | 14-0  |
| O. 5  | *Illinois State       | W | 28-14 |
| O. 14 | *Central Michigan     | W | 28-7  |
| O. 26 | Peru State            | W | 46-12 |
| N. 2  | *at Northern Illinois | L | 22-29 |
| N. 9  | Drake                 | W | 14-12 |
| N. 18 | *at Eastern Illinois  | W | 22-7  |

**1964 (6-3) 3-1 • IIAC/T-1st**  
Coach: Art Dufelmeier • H: 3-1; A: 3-2

|       |                      |   |       |
|-------|----------------------|---|-------|
| S. 19 | NE Missouri State    | L | 10-14 |
| S. 26 | at Bradley           | W | 9-0   |
| O. 3  | at Drake             | W | 14-12 |
| O. 10 | St. Norbert          | W | 23-22 |
| O. 17 | *at Central Michigan | W | 41-7  |
| O. 24 | at Montana           | L | 0-7   |
| O. 31 | *Northern Illinois   | W | 20-7  |
| N. 7  | *at Illinois State   | L | 21-27 |
| N. 14 | *Eastern Illinois    | W | 30-14 |

# YEAR-BY-YEAR RESULTS



## 1965 (4-5) 2-2 • IIAC/3rd

Coach: Art Dufelmeier • H: 2-2; A: 2-3

|       |                          |   |       |
|-------|--------------------------|---|-------|
| S. 18 | at Northeast Missouri St | L | 21-34 |
| S. 25 | at Eastern Michigan      | W | 44-7  |
| O. 2  | Bradley                  | L | 6-14  |
| O. 9  | at St. Norbert           | L | 13-46 |
| O. 16 | *Illinois State          | W | 28-15 |
| O. 23 | *at Eastern Illinois     | W | 28-8  |
| O. 30 | *Central Michigan        | L | 7-9   |
| N. 6  | Mankato State            | W | 40-12 |
| N. 13 | *at Northern Illinois    | L | 13-40 |

## 1966 (1-7-1) 1-2 • IIAC/3rd

Coach: Art Dufelmeier • H: 0-4-1; A: 1-3

|       |                      |   |       |
|-------|----------------------|---|-------|
| S. 17 | NE Missouri State    | L | 6-16  |
| S. 24 | Eastern Michigan     | T | 0-0   |
| O. 1  | at Bradley           | L | 14-26 |
| O. 8  | St. Norbert          | L | 6-30  |
| O. 15 | *at Illinois State   | W | 3-0   |
| O. 22 | *Eastern Illinois    | L | 6-16  |
| O. 29 | *at Central Michigan | L | 3-28  |
| N. 5  | at Mankato State     | L | 3-14  |
| N. 12 | Northern Illinois    | L | 6-44  |

## 1967 (2-6) 1-2 • IIAC/T-3rd

Coach: Art Dufelmeier • H: 1-3; A: 1-3

|       |                      |   |       |
|-------|----------------------|---|-------|
| S. 16 | UNI                  | L | 0-12  |
| S. 30 | Bradley              | L | 13-21 |
| O. 7  | at St. Norbert       | L | 0-26  |
| O. 14 | at Northern Arizona  | L | 0-34  |
| O. 21 | *Illinois State      | L | 17-21 |
| O. 28 | *at Eastern Illinois | L | 7-12  |
| N. 4  | *Central Michigan    | W | 13-7  |
| N. 11 | at Indiana State     | W | 26-7  |

## 1968 (2-7-1) 1-2 • IIAC/T-3rd

Coach: Art Dufelmeier • H: 0-4-1; A: 2-3

|       |                        |   |       |
|-------|------------------------|---|-------|
| S. 14 | at UNI                 | L | 6-33  |
| S. 21 | St. Cloud State        | T | 3-3   |
| S. 28 | at Bradley             | L | 3-14  |
| O. 5  | at Wisconsin-Milwaukee | W | 13-12 |
| O. 12 | Western Kentucky       | L | 0-66  |
| O. 19 | *at Illinois State     | L | 10-21 |
| O. 26 | *Eastern Illinois      | L | 8-14  |
| N. 2  | *at Central Michigan   | W | 30-28 |
| N. 9  | Gustavus Adolphus      | L | 6-10  |
| N. 16 | Indiana State          | L | 10-14 |

## 1969 (8-2) 3-0 • IIAC/1st

Coach: Darrell Mudra • H: 5-0; A: 3-2

|       |                      |   |       |
|-------|----------------------|---|-------|
| S. 13 | at Gustavus Adolphus | L | 20-23 |
| S. 20 | Youngstown State     | W | 35-28 |
| S. 27 | at Bradley           | W | 38-7  |
| O. 4  | Wisconsin-Milwaukee  | W | 41-0  |
| O. 11 | Central Missouri     | W | 31-13 |
| O. 18 | *Central Michigan    | W | 17-14 |
| O. 25 | at Drake             | L | 7-44  |
| N. 1  | *at Eastern Illinois | W | 44-6  |
| N. 8  | *Illinois State      | W | 55-13 |
| N. 15 | at UNI               | W | 23-14 |

## 1970 (7-3)

Coach: Darrell Mudra • H: 5-1; A: 2-2

|       |                          |   |       |
|-------|--------------------------|---|-------|
| S. 12 | at Central Missouri      | L | 3-23  |
| S. 19 | Northeast Missouri State | W | 42-25 |
| S. 26 | Bradley                  | W | 59-0  |
| O. 3  | at Wisconsin-Milwaukee   | W | 38-7  |
| O. 10 | Carthage                 | W | 17-13 |
| O. 17 | at Central Michigan      | L | 10-20 |
| O. 24 | Drake                    | L | 24-28 |
| O. 31 | Eastern Illinois         | W | 31-14 |
| N. 7  | at Illinois State        | W | 55-46 |
| N. 14 | UNI                      | W | 29-7  |

## 1971 (8-2)

Coach: Darrell Mudra • H: 6-0; A: 2-2

|       |                          |   |       |
|-------|--------------------------|---|-------|
| S. 11 | Indiana State            | W | 23-21 |
| S. 18 | at Northeast Missouri St | L | 21-35 |
| S. 25 | at Akron                 | L | 7-14  |
| O. 2  | Wisconsin-Milwaukee      | W | 45-14 |
| O. 9  | Central Michigan         | W | 28-0  |
| O. 16 | at Youngstown State      | W | 17-14 |
| O. 23 | Illinois State           | W | 16-14 |
| O. 30 | Ashland                  | W | 21-20 |
| N. 6  | at Eastern Illinois      | W | 14-6  |
| N. 13 | Ball State               | W | 21-20 |

## 1972 (9-2)

Coach: Darrell Mudra • H: 5-0; A: 4-2

|       |                     |   |       |
|-------|---------------------|---|-------|
| S. 9  | at UNLV             | W | 35-28 |
| S. 16 | Augustana (SD)      | W | 28-13 |
| S. 23 | at Akron            | W | 30-24 |
| S. 30 | Wisconsin-Milwaukee | W | 31-3  |
| O. 7  | at Central Michigan | W | 20-19 |
| O. 14 | Mankato State       | W | 15-13 |
| O. 21 | at Illinois State   | L | 3-20  |
| O. 28 | at Indiana State    | L | 7-41  |
| N. 4  | at Ball State       | W | 21-17 |
| N. 11 | Gustavus Adolphus   | W | 40-0  |
| N. 18 | Eastern Illinois    | W | 42-13 |

## 1973 (7-4)

Coach: Darrell Mudra • H: 4-1; A: 3-3

|                       |                      |   |       |
|-----------------------|----------------------|---|-------|
| S. 15                 | at UNI               | L | 14-20 |
| S. 22                 | Northern Michigan    | W | 14-10 |
| S. 29                 | Wisconsin-Milwaukee  | W | 28-3  |
| O. 6                  | Eastern Michigan     | W | 24-21 |
| O. 13                 | at Mankato State     | W | 34-23 |
| O. 20                 | Central Michigan     | W | 24-18 |
| O. 27                 | at Indiana State     | L | 14-22 |
| N. 3                  | at Northern Illinois | W | 30-27 |
| N. 10                 | Akron                | L | 7-12  |
| N. 17                 | at Eastern Illinois  | W | 56-13 |
| NCAA Div. II Playoffs |                      |   |       |
| N. 24                 | at Louisiana Tech    | L | 13-18 |

## 1974 (7-3)

Coach: Brodie Westen • H: 4-2; A: 3-1

|       |                        |   |       |
|-------|------------------------|---|-------|
| S. 14 | UNI                    | W | 40-14 |
| S. 21 | Illinois State         | L | 20-37 |
| S. 28 | at Wisconsin-Milwaukee | W | 18-6  |
| O. 5  | Eastern Illinois       | W | 28-3  |
| O. 12 | Mankato State          | W | 41-13 |
| O. 19 | at Central Michigan    | L | 7-58  |
| O. 26 | at Northern Michigan   | W | 28-21 |
| N. 2  | at Hawaii              | W | 31-0  |

|       |               |   |      |
|-------|---------------|---|------|
| N. 9  | Akron         | L | 7-32 |
| N. 16 | Indiana State | W | 32-7 |

## 1975 (5-4-1)

Coach: Brodie Westen • H: 2-3; A: 3-1-1

|       |                     |   |       |
|-------|---------------------|---|-------|
| S. 13 | at Illinois State   | W | 17-7  |
| S. 20 | at Weber State      | W | 19-10 |
| S. 27 | Youngstown State    | W | 20-19 |
| O. 4  | Nebraska-Omaha      | W | 28-14 |
| O. 11 | at Mankato State    | L | 12-28 |
| O. 18 | at Eastern Illinois | T | 3-3   |
| O. 25 | at Eastern Michigan | W | 17-14 |
| N. 1  | Massachusetts       | L | 13-16 |
| N. 8  | Central Michigan    | L | 7-24  |
| N. 15 | Northern Michigan   | L | 23-27 |

## 1976 (7-3)

Coach: Bill Shanahan • H: 4-1; A: 3-2

|       |                       |   |       |
|-------|-----------------------|---|-------|
| S. 11 | at South Dakota State | W | 28-21 |
| S. 18 | Weber State           | W | 21-19 |
| S. 25 | at Central State      | W | 35-32 |
| O. 2  | Youngstown State      | W | 28-12 |
| O. 9  | at Northern Michigan  | L | 7-44  |
| O. 16 | Eastern Illinois      | W | 14-10 |
| O. 23 | at Nebraska-Omaha     | W | 41-21 |
| O. 30 | Illinois State        | W | 24-14 |
| N. 6  | Akron                 | L | 14-21 |
| N. 13 | at South Dakota       | L | 7-28  |

## 1977 (3-7)

Coach: Bill Shanahan • H: 2-3; A: 1-4

|       |                     |   |       |
|-------|---------------------|---|-------|
| S. 10 | South Dakota State  | L | 6-23  |
| S. 17 | Northern Michigan   | L | 13-20 |
| S. 24 | at Youngstown State | L | 16-37 |
| O. 1  | at Eastern Illinois | W | 28-14 |
| O. 8  | at UNLV             | L | 29-59 |
| O. 15 | South Dakota        | L | 16-17 |
| O. 22 | Central State       | W | 12-7  |
| O. 29 | at Illinois State   | L | 7-17  |
| N. 5  | Nebraska-Omaha      | W | 31-0  |
| N. 12 | at Akron            | L | 7-42  |

## 1978 (3-6-1) 1-3-1 • Mid-Con/T-4th

Coach: Bill Shanahan • H: 2-3-1; A: 1-3

|       |                      |   |       |
|-------|----------------------|---|-------|
| S. 9  | • Akron              | L | 3-19  |
| S. 16 | at Indiana State     | L | 20-31 |
| S. 23 | at Delaware          | L | 7-35  |
| O. 7  | • Northern Michigan  | T | 14-14 |
| O. 14 | at Northern Illinois | L | 20-24 |
| O. 21 | • at UNI             | W | 21-7  |
| O. 28 | Illinois State       | W | 26-20 |
| N. 4  | Saginaw Valley State | W | 27-26 |
| N. 11 | • Youngstown State   | L | 3-19  |
| N. 18 | • Eastern Illinois   | L | 12-40 |



# YEAR-BY-YEAR RESULTS

## 1979 (3-8) 1-4 • Mid-Con/5th

Coach: Pete Rodriguez • H: 2-3; A: 1-5

|       |                        |   |       |
|-------|------------------------|---|-------|
| S. 1  | Wisconsin-Whitewater   | W | 12-7  |
| S. 8  | • at Akron             | L | 7-24  |
| S. 15 | Indiana State          | L | 14-17 |
| S. 22 | Saginaw Valley State   | W | 27-7  |
| S. 29 | • at Northern Michigan | L | 21-24 |
| O. 6  | • at Eastern Illinois  | W | 10-7  |
| O. 13 | • UNI                  | L | 25-38 |
| O. 20 | at U.S. International  | L | 7-14  |
| O. 27 | • at Youngstown State  | L | 8-29  |
| N. 3  | at Illinois State      | L | 7-35  |
| N. 10 | North Dakota           | L | 7-28  |

## 1980 (4-6) 0-4 • Mid-Con/5th

Coach: Pete Rodriguez • H: 3-4; A: 1-2

|       |                          |   |       |
|-------|--------------------------|---|-------|
| S. 13 | at South Dakota State    | W | 33-27 |
| S. 20 | Morningside              | W | 34-14 |
| S. 27 | at Louisiana Tech        | L | 6-42  |
| O. 4  | Northeast Missouri State | L | 14-17 |
| O. 11 | • at UNI                 | L | 28-35 |
| O. 18 | • Eastern Illinois       | L | 7-37  |
| O. 25 | • Northern Michigan      | L | 0-39  |
| N. 1  | Illinois State           | W | 27-0  |
| N. 8  | • Youngstown State       | L | 0-22  |
| N. 15 | Wisconsin-Eau Claire     | W | 52-14 |

## 1981 (5-6) 2-1 • Mid-Con/2nd

Coach: Pete Rodriguez • H: 4-1; A: 1-5

|       |                          |   |       |
|-------|--------------------------|---|-------|
| S. 5  | at Illinois State        | L | 7-31  |
| S. 12 | South Dakota State       | W | 17-13 |
| S. 19 | at Drake                 | L | 6-21  |
| S. 26 | • Missouri State         | W | 19-7  |
| O. 3  | at Northeast Missouri St | W | 17-7  |
| O. 10 | • UNI                    | W | 21-14 |
| O. 17 | • at Eastern Illinois    | L | 8-20  |
| O. 24 | Northern Michigan        | L | 14-28 |
| O. 31 | at New Mexico State      | L | 24-31 |
| N. 7  | at Youngstown State      | L | 22-34 |
| N. 14 | Howard                   | W | 20-17 |

## 1982 (2-8) 0-3 • Mid-Con/4th

Coach: Pete Rodriguez • H: 1-5; A: 1-3

|       |                          |   |       |
|-------|--------------------------|---|-------|
| S. 4  | Southern Illinois        | L | 7-38  |
| S. 18 | Illinois State           | W | 29-13 |
| S. 25 | Northeast Missouri State | L | 10-27 |
| O. 2  | • at UNI                 | L | 9-21  |
| O. 9  | Drake                    | L | 12-21 |
| O. 16 | • at Missouri State      | L | 16-35 |
| O. 23 | • Eastern Illinois       | L | 7-31  |
| O. 30 | at Northern Michigan     | L | 7-22  |
| N. 6  | Youngstown State         | L | 20-28 |
| N. 13 | at Howard                | W | 22-17 |

## 1983 (3-8) 0-3 • Mid-Con/4th

Coach: Bruce Craddock • H: 2-4; A: 1-4

|       |                       |   |       |
|-------|-----------------------|---|-------|
| S. 3  | Southern Illinois     | L | 6-38  |
| S. 10 | • Missouri State      | L | 9-21  |
| S. 17 | Drake                 | W | 31-14 |
| S. 24 | at Youngstown State   | L | 14-42 |
| O. 1  | • UNI                 | L | 26-32 |
| O. 8  | at Central Missouri   | W | 26-19 |
| O. 15 | Wisconsin-Whitewater  | W | 28-14 |
| O. 22 | • at Eastern Illinois | L | 0-20  |
| O. 29 | at Illinois State     | L | 7-45  |

|       |                   |   |       |
|-------|-------------------|---|-------|
| N. 5  | Northern Michigan | L | 14-47 |
| N. 12 | at Winona State   | L | 30-35 |

## 1984 (6-4-1) 0-2-1 • Mid-Con/4th

Coach: Bruce Craddock • H: 5-1; A: 1-3-1

|       |                      |   |       |
|-------|----------------------|---|-------|
| S. 1  | Central Missouri     | W | 37-22 |
| S. 8  | • at Missouri State  | T | 13-13 |
| S. 15 | at Southern Illinois | W | 34-24 |
| S. 22 | Youngstown State     | W | 48-15 |
| S. 29 | • at UNI             | L | 17-30 |
| O. 13 | Drake                | W | 37-20 |
| O. 20 | • Eastern Illinois   | L | 0-14  |
| O. 27 | Illinois State       | W | 28-14 |
| N. 3  | at Northern Michigan | L | 18-20 |
| N. 10 | at NE Missouri State | L | 14-19 |
| N. 17 | Indiana State        | W | 22-2  |

## 1985 (5-5) 2-3 • Gateway/3rd

Coach: Bruce Craddock • H: 4-2; A: 1-3

|       |                       |   |       |
|-------|-----------------------|---|-------|
| S. 7  | • at Illinois State   | L | 6-18  |
| S. 21 | Michigan Tech         | W | 55-20 |
| S. 28 | at #1 Richmond        | L | 20-38 |
| O. 5  | • #5 UNI              | L | 14-48 |
| O. 12 | Northern Michigan     | W | 14-7  |
| O. 19 | • at Indiana State    | L | 24-42 |
| O. 26 | • at Eastern Illinois | W | 34-20 |
| N. 2  | • Missouri State      | L | 17-27 |
| N. 9  | Winona State          | W | 7-3   |
| N. 16 | • Southern Illinois   | W | 14-7  |

## 1986 (6-5) 2-3 • Gateway/5th

Coach: Bruce Craddock • H: 2-3; A: 4-2

|       |                            |   |       |
|-------|----------------------------|---|-------|
| A. 30 | at Kansas State            | L | 7-35  |
| S. 13 | Mankato State              | W | 17-13 |
| S. 20 | • at Missouri State        | W | 27-10 |
| S. 27 | at Northern Illinois       | W | 10-0  |
| O. 4  | • Illinois State           | L | 7-17  |
| O. 11 | at Northern Michigan       | W | 28-22 |
| O. 18 | • #9 Eastern Illinois      | L | 3-37  |
| O. 25 | • at UNI                   | L | 30-32 |
| N. 1  | Northwest Missouri State   | W | 26-9  |
| N. 8  | • at #16 Southern Illinois | W | 24-21 |
| N. 15 | #15 Sam Houston State      | L | 13-16 |

## 1987 (7-4) 5-1 • Gateway/2nd

Coach: Bruce Craddock • H: 4-1; A: 3-3

|       |                        |   |       |
|-------|------------------------|---|-------|
| S. 5  | Arkansas Tech          | W | 48-9  |
| S. 12 | at Fresno State        | L | 17-20 |
| S. 19 | • Indiana State        | W | 42-12 |
| S. 26 | • Missouri State       | W | 20-19 |
| O. 3  | • at Illinois State    | W | 31-22 |
| O. 10 | • at Eastern Illinois  | W | 21-12 |
| O. 17 | • at Southern Illinois | W | 21-15 |
| O. 24 | • #12 UNI              | L | 7-52  |
| O. 31 | Liberty                | W | 24-14 |
| N. 7  | at Northern Illinois   | L | 14-29 |
| N. 14 | at #20 Sam Houston St  | L | 18-42 |

## 1988 (10-2) 6-0 • Gateway/1st

Coach: Bruce Craddock • H: 5-1; A: 5-1

|       |                     |   |       |
|-------|---------------------|---|-------|
| S. 3  | • Southern Illinois | W | 17-13 |
| S. 10 | Grand Valley State  | W | 55-0  |
| S. 17 | • at Missouri State | W | 35-31 |
| S. 24 | • at Indiana State  | W | 24-21 |

|       |                         |   |       |
|-------|-------------------------|---|-------|
| O. 1  | • at UNI                | W | 28-27 |
| O. 8  | NW Missouri State       | W | 63-3  |
| O. 15 | • Eastern Illinois      | W | 45-8  |
| O. 22 | at Liberty              | W | 36-35 |
| O. 29 | • Illinois State        | W | 13-10 |
| N. 5  | at Northern Illinois    | L | 6-16  |
| N. 12 | at Delaware State       | W | 22-13 |
|       | NCAA Div. I-AA Playoffs |   |       |
| N. 26 | ^#12 Western Kentucky   | L | 32-35 |

## 1989 (4-7) 1-5 • Gateway/T-6th

Coach: Bruce Craddock • H: 3-3; A: 1-4

|       |                           |   |       |
|-------|---------------------------|---|-------|
| S. 2  | Arkansas-Monticello       | W | 24-10 |
| S. 9  | • at Southern Illinois    | W | 14-7  |
| S. 16 | • #10 Missouri State      | L | 24-31 |
| S. 23 | Delaware State            | W | 38-24 |
| S. 30 | at Northern Illinois      | L | 27-34 |
| O. 7  | • UNI                     | L | 10-21 |
| O. 14 | Fort Hays State           | W | 43-0  |
| O. 21 | • at #19 Eastern Illinois | L | 5-31  |
| O. 28 | • at Illinois State       | L | 6-30  |
| N. 4  | at Portland State         | L | 7-14  |
| N. 11 | • Indiana State           | L | 7-13  |

## 1990 (3-8) 3-3 • Gateway/T-3rd

Coach: Randy Ball • H: 3-3; A: 0-5

|       |                        |   |       |
|-------|------------------------|---|-------|
| S. 1  | Arkansas-Monticello    | L | 11-18 |
| S. 8  | at Kansas State        | L | 6-27  |
| S. 15 | at Montana State       | L | 16-38 |
| S. 29 | • Indiana State        | W | 28-10 |
| O. 6  | • Eastern Illinois     | L | 17-27 |
| O. 13 | • at #13 UNI           | L | 14-50 |
| O. 20 | Portland State         | L | 27-30 |
| O. 27 | • at #2 Missouri State | L | 14-35 |
| N. 3  | • Southern Illinois    | W | 24-22 |
| N. 10 | • Illinois State       | W | 21-7  |
| N. 17 | at #7 Nevada-Reno      | L | 16-50 |

## 1991 (7-4-1) 4-2 • Gateway/T-2nd

Coach: Randy Ball • H: 4-1-1; A: 3-3

|       |                         |   |       |
|-------|-------------------------|---|-------|
| S. 7  | Washburn                | W | 42-3  |
| S. 14 | at Wisconsin            | L | 13-31 |
| S. 21 | St. Ambrose             | W | 27-7  |
| S. 28 | #11 Sam Houston State   | T | 21-21 |
| O. 5  | • at Eastern Illinois   | W | 16-15 |
| O. 12 | • #15 Missouri State    | W | 26-21 |
| O. 19 | • Southern Illinois     | W | 21-20 |
| O. 26 | • at Illinois State     | W | 22-12 |
| N. 2  | • at Indiana State      | L | 6-7   |
| N. 9  | at Morgan State         | W | 44-6  |
| N. 16 | • #4 UNI                | L | 17-24 |
|       | NCAA Div. I-AA Playoffs |   |       |
| N. 30 | ^at #8 Marshall (OT)    | L | 17-20 |

## 1992 (7-4) 4-2 Gateway/T-2nd

Coach: Randy Ball • H: 6-1; A: 1-3

|       |                         |   |       |
|-------|-------------------------|---|-------|
| S. 5  | Missouri Western        | W | 42-7  |
| S. 12 | at Sam Houston State    | L | 14-19 |
| S. 19 | Western Kentucky        | W | 31-30 |
| S. 26 | Central Florida         | L | 22-35 |
| O. 3  | • at #17 Missouri State | L | 13-16 |
| O. 10 | • at Southern Illinois  | W | 50-42 |
| O. 17 | • Eastern Illinois      | W | 28-24 |
| O. 24 | • Indiana State         | W | 42-30 |
| O. 31 | • Illinois State        | W | 37-9  |
| N. 7  | Morgan State            | W | 63-13 |
| N. 14 | • at #4 UNI             | L | 6-37  |

# YEAR-BY-YEAR RESULTS



## 1993 (4-7) 4-2 • Gateway/T-2nd

Coach: Randy Ball • H: 2-3; A: 2-4

|       |                         |   |       |
|-------|-------------------------|---|-------|
| S. 4  | Montana State           | L | 16-29 |
| S. 18 | at Eastern Michigan     | L | 14-16 |
| S. 25 | • at Eastern Illinois   | W | 28-14 |
| O. 2  | • at #20 Illinois State | W | 17-12 |
| O. 9  | • Southern Illinois     | W | 14-13 |
| O. 16 | at #11 Central Florida  | L | 17-35 |
| O. 23 | • #9 UNI                | W | 25-23 |
| O. 30 | • at Western Kentucky   | L | 9-41  |
| N. 6  | • Missouri State        | L | 18-21 |
| N. 13 | St. Ambrose             | L | 25-27 |
| N. 20 | • at Indiana State      | L | 6-16  |

## 1994 (8-3) 4-2 • Gateway/2nd

Coach: Randy Ball • H: 6-1; A: 2-2

|       |                        |                 |       |
|-------|------------------------|-----------------|-------|
| S. 1  | Iowa Wesleyan          | W               | 42-0  |
| S. 8  | at Western Michigan    | L               | 7-43  |
| S. 17 | • Illinois State       | L               | 0-17  |
| S. 24 | • at Missouri State    | W <sup>OT</sup> | 31-24 |
| O. 1  | • at Southern Illinois | W               | 24-21 |
| O. 15 | • Indiana State        | W               | 38-17 |
| O. 22 | • Eastern Illinois     | W               | 23-13 |
| O. 29 | • at #7 UNI            | L               | 27-36 |
| N. 5  | Jacksonville State     | W               | 42-27 |
| N. 12 | Buffalo                | W               | 49-7  |
| N. 19 | Murray State           | W               | 73-17 |

## 1995 (4-7) 2-4 • Gateway/T-5th

Coach: Randy Ball • H: 3-2; A: 1-5

|       |                           |   |       |
|-------|---------------------------|---|-------|
| A. 31 | Iowa Wesleyan             | W | 86-0  |
| S. 9  | at Ball State             | L | 7-20  |
| S. 16 | Delaware State            | W | 41-14 |
| S. 23 | • at Indiana State        | L | 13-30 |
| S. 30 | • #22 UNI                 | L | 7-38  |
| O. 14 | • at Illinois State       | W | 25-22 |
| O. 21 | • Missouri State          | L | 7-13  |
| O. 28 | • Southern Illinois       | W | 19-7  |
| N. 4  | • at #15 Eastern Illinois | L | 17-20 |
| N. 11 | at Jacksonville State     | L | 27-32 |
| N. 18 | at #4 Murray State        | L | 18-56 |

## 1996 (9-3) 3-2 • Gateway/2nd

Coach: Randy Ball • H: 4-1; A: 5-2

|       |                             |   |       |
|-------|-----------------------------|---|-------|
| A. 29 | NW Oklahoma State           | W | 44-21 |
| S. 7  | at Northern Illinois        | W | 17-0  |
| S. 14 | Alcorn State                | W | 34-17 |
| S. 21 | at #14 Hofstra              | W | 18-9  |
| O. 5  | • Indiana State             | L | 7-10  |
| O. 12 | at #7 Eastern Illinois      | W | 10-7  |
| O. 19 | • at Southern Illinois      | W | 26-19 |
| O. 26 | Cal Poly SLO                | W | 51-10 |
| N. 2  | • at #7 Missouri State      | W | 23-17 |
| N. 9  | • Illinois State            | W | 28-11 |
| N. 16 | • at #3 UNI                 | L | 6-30  |
|       | NCAA Division I-AA Playoffs |   |       |
| N. 30 | ^at #4 Murray State         | L | 6-34  |

## 1997 (11-2) 6-0 • Gateway/1st

Coach: Randy Ball • H: 6-1; A: 5-1

|       |                     |   |       |
|-------|---------------------|---|-------|
| A. 28 | #6 Eastern Illinois | W | 41-0  |
| S. 6  | Truman State        | W | 45-18 |
| S. 13 | at Alcorn State     | W | 31-17 |
| S. 20 | at Marshall         | L | 7-48  |
| O. 4  | at Southern Utah    | W | 45-6  |

|       |                          |                 |       |
|-------|--------------------------|-----------------|-------|
| O. 11 | • #17 UNI                | W <sup>OT</sup> | 29-22 |
| O. 18 | • at Indiana State       | W               | 37-3  |
| O. 25 | • Missouri State         | W               | 37-7  |
| N. 1  | • Southern Illinois      | W               | 31-26 |
| N. 8  | • at Illinois State      | W               | 37-23 |
| N. 22 | • at #4 Youngstown State | W               | 24-21 |
|       | NCAA Div. I-AA Playoffs  |                 |       |
| N. 29 | ^#13 Jackson State       | W               | 31-24 |
| D. 6  | ^#6 McNeese State        | L               | 12-14 |

## 1998 (11-3) 5-1 • Gateway/1st

Coach: Randy Ball • H: 7-0; A: 4-3

|       |                         |   |       |
|-------|-------------------------|---|-------|
| S. 3  | St. Cloud State         | W | 23-7  |
| S. 12 | at Central Michigan     | L | 14-35 |
| S. 19 | at Elon                 | W | 17-7  |
| S. 26 | Southern Utah           | W | 31-3  |
| O. 3  | • #1 Youngstown State   | W | 14-0  |
| O. 10 | • at Missouri State     | W | 20-13 |
| O. 17 | • at Southern Illinois  | W | 13-3  |
| O. 24 | • #18 Illinois State    | W | 37-10 |
| O. 31 | at Buffalo              | W | 41-6  |
| N. 7  | • Indiana State         | W | 26-9  |
| N. 14 | • at UNI                | L | 6-10  |
|       | NCAA Div. I-AA Playoffs |   |       |
| N. 28 | ^#14 Montana            | W | 52-9  |
| D. 5  | ^#2 Florida A&M         | W | 24-21 |
| D. 12 | ^at #1 Georgia Southern | L | 14-42 |

## 1999 (7-4) 2-4 • Gateway/T-4th

Coach: Don Patterson • H: 5-1; A: 2-3

|       |                           |                 |       |
|-------|---------------------------|-----------------|-------|
| S. 2  | at Northern Illinois      | W               | 27-21 |
| S. 11 | Mississippi Valley State  | W               | 77-7  |
| S. 18 | at Nicholls State         | W               | 14-13 |
| S. 25 | • at #15 Youngstown State | L               | 24-28 |
| O. 2  | • Missouri State          | L               | 17-27 |
| O. 9  | #22 Elon                  | W               | 20-14 |
| O. 16 | • Southern Illinois       | W               | 68-27 |
| O. 23 | • at Indiana State        | L <sup>OT</sup> | 36-39 |
| N. 6  | • at #10 Illinois State   | L               | 30-38 |
| N. 13 | • #11 UNI                 | W               | 46-27 |
| N. 20 | Drake                     | W               | 24-0  |

## 2000 (9-3) 5-1 • Gateway/1st

Coach: Don Patterson • H: 5-2; A: 4-1

|       |                         |   |       |
|-------|-------------------------|---|-------|
| S. 2  | at Missouri             | L | 20-50 |
| S. 9  | at Ball State           | W | 24-14 |
| S. 16 | #20 Sam Houston State   | W | 31-0  |
| S. 23 | Nicholls State          | W | 44-3  |
| S. 30 | • Indiana State         | W | 49-7  |
| O. 7  | • at Southern Illinois  | W | 42-17 |
| O. 14 | • at Missouri State     | W | 14-10 |
| O. 21 | • #2 Youngstown State   | W | 24-10 |
| O. 28 | Morgan State            | W | 73-17 |
| N. 4  | • Illinois State        | L | 18-25 |
| N. 18 | • at #18 UNI            | W | 44-41 |
|       | NCAA Div. I-AA Playoffs |   |       |
| N. 25 | ^#8 Lehigh              | L | 7-37  |

## 2001 (5-5) 4-3 • Gateway/4th

Coach: Don Patterson • H: 3-2; A: 2-3

|       |                          |   |       |
|-------|--------------------------|---|-------|
| A. 30 | • #3 Western Kentucky    | W | 17-13 |
| S. 22 | • at #3 Youngstown State | L | 7-41  |
| S. 29 | • Southern Illinois      | W | 38-21 |
| O. 6  | Southern Utah            | W | 27-20 |
| O. 13 | • at Illinois State      | W | 33-23 |
| O. 20 | • #14 UNI                | L | 14-17 |

|       |                          |   |       |
|-------|--------------------------|---|-------|
| O. 27 | • Missouri State         | L | 28-43 |
| N. 3  | at #19 Sam Houston State | L | 24-49 |
| N. 10 | at South Florida         | L | 17-48 |
| N. 17 | • at Indiana State       | W | 52-15 |

## 2002 (11-2) 6-1 • Gateway/T-1st

Coach: Don Patterson • H: 6-1; A: 5-1

|       |                           |   |       |
|-------|---------------------------|---|-------|
| A. 29 | Drake                     | W | 64-7  |
| S. 14 | • at #14 Western Kentucky | W | 14-0  |
| S. 21 | at Northern Illinois      | W | 29-26 |
| S. 28 | Sam Houston State         | W | 41-13 |
| O. 5  | • at Southern Illinois    | L | 52-54 |
| O. 12 | • Illinois State          | W | 22-17 |
| O. 19 | • Indiana State           | W | 52-21 |
| O. 26 | • #23 Youngstown State    | W | 19-0  |
| N. 2  | • at Missouri State       | W | 28-23 |
| N. 9  | • at UNI                  | W | 35-12 |
| N. 16 | at Southern Utah          | W | 38-28 |
|       | NCAA Div. I-AA Playoffs   |   |       |
| N. 30 | ^#6 Eastern Illinois      | W | 48-9  |
| D. 6  | ^#15 Western Kentucky     | L | 28-31 |

## 2003 (9-4) 5-2 • Gateway/T-3rd

Coach: Don Patterson • H: 4-2; A: 5-2

|       |                         |                 |       |
|-------|-------------------------|-----------------|-------|
| A. 28 | Wayne State             | W               | 35-3  |
| S. 4  | at Eastern Michigan     | W               | 34-12 |
| S. 13 | at LSU                  | L               | 7-35  |
| S. 20 | Tennessee-Martin        | W               | 56-0  |
| O. 4  | • #5 Western Kentucky   | W               | 33-28 |
| O. 11 | • at Youngstown State   | W               | 54-20 |
| O. 18 | • #7 Southern Illinois  | L               | 32-37 |
| O. 25 | • #9 UNI                | L               | 30-38 |
| N. 1  | • at Illinois State     | W               | 24-20 |
| N. 8  | • at Indiana State      | W               | 34-28 |
| N. 15 | • Missouri State        | W               | 63-42 |
|       | NCAA Div. I-AA Playoffs |                 |       |
| N. 29 | ^at #11 Montana         | W <sup>OT</sup> | 43-40 |
| D. 6  | ^at #6 Colgate          | L               | 27-28 |

## 2004 (4-7) 2-5 • Gateway/T-5th

Coach: Don Patterson • H: 4-1; A: 0-6

|       |                        |   |       |
|-------|------------------------|---|-------|
| S. 4  | at Nebraska            | L | 17-56 |
| S. 11 | Cheyney                | W | 98-7  |
| S. 18 | at Hampton             | L | 20-40 |
| S. 25 | Quincy                 | W | 38-31 |
| O. 2  | • at Missouri State    | L | 31-36 |
| O. 9  | • Indiana State        | W | 29-27 |
| O. 16 | • Illinois State       | W | 40-31 |
| O. 23 | • at UNI               | L | 13-36 |
| O. 30 | • at Southern Illinois | L | 13-66 |
| N. 6  | • Youngstown State     | L | 9-34  |
| N. 13 | • at Western Kentucky  | L | 3-45  |

## 2005 (5-6) 3-4 • Gateway/6th

Coach: Don Patterson • H: 3-3; A: 2-4

|       |                         |   |       |
|-------|-------------------------|---|-------|
| S. 1  | at Toledo               | L | 14-62 |
| S. 8  | Northern Colorado       | W | 28-23 |
| S. 17 | at Stephen F. Austin    | L | 36-63 |
| S. 24 | Iowa Wesleyan           | W | 70-7  |
| O. 1  | • #8 UNI                | L | 24-41 |
| O. 8  | • #2 Southern Illinois  | L | 24-34 |
| O. 15 | • at #18 Youngstown St. | L | 21-23 |
| O. 22 | • #1 Western Kentucky   | L | 7-42  |
| O. 29 | • at #18 Illinois State | W | 31-17 |
| N. 5  | • at Indiana State      | W | 63-35 |
| N. 12 | • Missouri State        | W | 34-24 |



# YEAR-BY-YEAR RESULTS

## 2006 (5-6) 2-5 • Gateway/6th

Coach: Don Patterson • H: 3-2; A: 2-4

|       |                           |   |       |
|-------|---------------------------|---|-------|
| A. 31 | Morehead State            | W | 31-6  |
| S. 9  | at Wisconsin              | L | 10-34 |
| S. 16 | Kentucky Wesleyan         | W | 58-0  |
| S. 23 | at Northern Colorado      | W | 42-28 |
| S. 30 | • at Western Kentucky     | L | 35-38 |
| O. 7  | • at #9 Southern Illinois | L | 24-31 |
| O. 14 | • #6 Youngstown State     | L | 28-35 |
| O. 21 | • #3 Illinois State       | L | 14-27 |
| O. 28 | • at #7 UNI               | W | 24-13 |
| N. 4  | • Indiana State           | W | 46-41 |
| N. 11 | • at Missouri State       | L | 21-24 |

## 2007 (6-5) 3-3 • Gateway/T-3rd

Coach: Don Patterson • H: 3-3; A: 3-2

|       |                           |                 |       |
|-------|---------------------------|-----------------|-------|
| A. 30 | #20 South Dakota State    | W <sup>OT</sup> | 29-26 |
| S. 8  | at Illinois               | L               | 0-21  |
| S. 15 | Saint Francis             | W               | 69-0  |
| S. 22 | at Stephen F. Austin      | W               | 34-13 |
| S. 29 | #3 North Dakota State     | L               | 28-41 |
| O. 6  | • at Indiana State        | W               | 19-7  |
| O. 13 | • Missouri State          | W               | 31-10 |
| O. 20 | • #1 UNI                  | L               | 3-42  |
| O. 27 | • at Illinois State       | W               | 27-14 |
| N. 3  | • #6 Southern Illinois    | L               | 9-10  |
| N. 10 | • at #21 Youngstown State | L               | 24-31 |

## 2008 (6-5) 4-4 • MVFC/T-4th

Mark Hendrickson (5-2) H: 3-0; A: 2-2\*

Don Patterson (1-3) H: 1-2; A: 0-1\*

|       |                            |                 |       |
|-------|----------------------------|-----------------|-------|
| A. 30 | at Arkansas                | L               | 24-28 |
| S. 6  | Quincy                     | W               | 63-0  |
| S. 13 | • at #13 South Dakota St   | L               | 22-24 |
| S. 20 | Stephen F. Austin          | W               | 34-14 |
| O. 4  | • at Missouri State        | W               | 33-21 |
| O. 11 | • at #6 North Dakota State | W               | 27-22 |
| O. 18 | • Indiana State            | W               | 56-0  |
| N. 1  | • #4 UNI                   | L               | 6-30  |
| N. 8  | • at #9 Southern Illinois  | L               | 14-24 |
| N. 15 | • Illinois State           | W <sup>OT</sup> | 48-45 |
| N. 22 | • Youngstown State         | L               | 28-31 |

\*Mark Hendrickson served as acting head coach for the first seven games while head coach Don Patterson received treatments for tonsillar cancer.

## 2009 (1-10) 0-8 • MVFC/9th

Don Patterson (1-2) H: 0-1; A: 1-1\*

Mark Hendrickson (0-8) H: 0-4; A: 0-4\*

|       |                          |   |       |
|-------|--------------------------|---|-------|
| S. 3  | at Sam Houston State     | W | 35-28 |
| S. 12 | at Northern Illinois     | L | 7-41  |
| S. 19 | Stephen F. Austin        | L | 30-40 |
| O. 3  | • #8 Southern Illinois   | L | 10-30 |
| O. 10 | • at Youngstown State    | L | 21-31 |
| O. 17 | • Missouri State         | L | 16-17 |
| O. 24 | • at Indiana State       | L | 14-17 |
| O. 31 | • North Dakota State     | L | 7-14  |
| N. 7  | • at Illinois State      | L | 7-25  |
| N. 14 | • at #11 UNI             | L | 0-34  |
| N. 21 | • #12 South Dakota State | L | 7-27  |

## 2010 (8-5) 5-3 • MVFC/2nd

Coach: Mark Hendrickson

H: 6-0; A: 2-5

|                          |                           |   |       |
|--------------------------|---------------------------|---|-------|
| S. 2                     | Valparaiso                | W | 45-0  |
| S. 11                    | at Purdue                 | L | 21-31 |
| S. 18                    | Sam Houston State         | W | 56-14 |
| S. 25                    | • Indiana State           | W | 40-7  |
| O. 2                     | • at #13 North Dakota St. | W | 28-16 |
| O. 9                     | • at South Dakota State   | L | 29-33 |
| O. 16                    | • Youngstown State        | W | 40-38 |
| O. 23                    | • at Missouri State       | L | 28-31 |
| O. 30                    | • Illinois State          | W | 65-38 |
| N. 13                    | • at Southern Illinois    | L | 10-20 |
| N. 20                    | • #12 UNI                 | W | 30-14 |
| NCAA Div. I FCS Playoffs |                           |   |       |
| N. 27                    | ^at Coastal Carolina      | W | 17-10 |
| D. 4                     | ^at #2 Appalachian State  | L | 14-42 |

## 2011 (2-9) 1-7 • MVFC/9th

Coach: Mark Hendrickson

H: 2-3; A: 0-6

|       |                         |   |       |
|-------|-------------------------|---|-------|
| S. 1  | at Sam Houston State    | L | 6-20  |
| S. 10 | Jacksonville            | W | 35-21 |
| S. 17 | at Missouri             | L | 0-69  |
| S. 24 | • at #2 UNI             | L | 10-38 |
| O. 1  | • #12 Southern Illinois | W | 27-21 |
| O. 15 | • at #21 Indiana State  | L | 24-46 |
| O. 22 | • Missouri State        | L | 17-31 |
| O. 29 | • at Youngstown State   | L | 14-56 |
| N. 5  | • at #17 Illinois State | L | 7-31  |
| N. 12 | • South Dakota State    | L | 7-27  |
| N. 19 | • #5 North Dakota State | L | 21-37 |

## 2012 (3-8) 1-7 • MVFC/8th

Coach: Mark Hendrickson

H: 2-4; A: 1-4

|       |                           |   |       |
|-------|---------------------------|---|-------|
| A. 30 | Butler                    | W | 23-15 |
| S. 8  | Indianapolis              | W | 27-17 |
| S. 15 | at Iowa State             | L | 3-37  |
| S. 22 | • #8 Illinois State       | L | 3-23  |
| O. 6  | • at South Dakota         | W | 24-17 |
| O. 13 | • at #14 South Dakota St. | L | 10-31 |
| O. 20 | • Indiana State           | L | 7-23  |
| O. 27 | • at Missouri State       | L | 3-42  |
| N. 3  | • Northern Iowa           | L | 0-40  |
| N. 10 | • Youngstown State        | L | 7-31  |
| N. 17 | • at Southern Illinois    | L | 0-35  |

## 2013 (4-8) 2-6 • MVFC/8th

Coach: Bob Nielson

H: 3-3; A: 1-5

|       |                           |   |       |
|-------|---------------------------|---|-------|
| A. 29 | Hampton                   | W | 42-9  |
| S. 7  | Quincy                    | W | 34-6  |
| S. 14 | at Minnesota              | L | 12-29 |
| S. 21 | at UNLV                   | L | 7-38  |
| S. 28 | • South Dakota            | W | 24-10 |
| O. 5  | • at Illinois State       | L | 21-35 |
| O. 12 | • #13 South Dakota State  | L | 14-38 |
| O. 19 | • at #15 Youngstown State | L | 14-24 |
| O. 26 | • Missouri State          | L | 27-38 |
| N. 2  | • Southern Illinois       | L | 28-34 |
| N. 16 | • at Indiana State        | W | 21-14 |
| N. 23 | • at Northern Iowa        | L | 13-28 |

## 2014 (5-7) 3-5 • MVFC/t-7th

Coach: Bob Nielson

H: 3-3; A: 2-4

|       |                            |   |       |
|-------|----------------------------|---|-------|
| A. 28 | Valparaiso                 | W | 45-6  |
| S. 6  | at #18 Wisconsin           | L | 3-37  |
| S. 13 | Drake                      | W | 38-13 |
| S. 20 | at Northwestern            | L | 7-24  |
| S. 27 | • at #16 Southern Illinois | L | 17-34 |
| O. 4  | • #1 North Dakota State    | L | 10-17 |
| O. 11 | • at #10 Youngstown St.    | W | 30-24 |
| O. 18 | • #9 Illinois State        | L | 34-37 |
| O. 25 | • #23 Northern Iowa        | L | 13-27 |
| N. 8  | • at South Dakota          | W | 44-29 |
| N. 15 | • at #19 South Dakota St   | L | 24-59 |
| N. 22 | • #18 Indiana State        | W | 34-20 |

## On Commercial TV

(since 1985 only)

10/16/99...Southern Illinois..... W .. 68-27.....GFC  
 10/14/00...at Missouri State..... W .. 14-10.....GFC  
 10/13/01...at Illinois State..... W .. 33-23.....FSN  
 10/20/01...Northern Iowa..... L..... 14-17.....FSN  
 9/14/02...at W. Kentucky..... W .. 33-23.....FSN  
 10/4/03...Western Kentucky . W .. 33-28.....CSTV  
 10/25/03...Northern Iowa..... L..... 30-38..FSN (td)  
 11/8/03...at Indiana State..... W .. 34-28.....FSN  
 11/29/03...at Montana..... W .. 43-40.....CBS  
 12/6/03...at Colgate..... L..... 27-28.....ESPN  
 9/4/04...at Nebraska..... L..... 17-56.....FSN  
 10/23/04...at Northern Iowa..... L..... 13-36..FSN (td)  
 9/8/05...Northern Colorado . W .. 33-23.....FSN  
 11/12/05...Missouri State..... W .. 34-24.....FSN  
 9/9/06...at Wisconsin..... L..... 10-34.....ESPNU  
 10/7/06...at Southern Illinois. L..... 24-31.....FSN  
 9/8/07...at Illinois..... L..... 0-21..BIG TEN  
 10/20/07...Northern Iowa..... L..... 3-42.....FSN  
 11/22/08...Youngstown State... L..... 28-31.....FSN  
 10/3/09...Southern Illinois..... L..... 10-30.....FSN  
 9/11/10...at Purdue..... L..... 21-31..BIGTEN  
 10/16/10...Youngstown State.. W .. 40-38NBC/FSN  
 12/4/10...at Appalachian St... L..... 14-42.....ESPN  
 9/1/11...at Sam Houston St L..... 6-20.....NBC  
 9/17/11...at Missouri..... L..... 0-69.....FSN  
 10/15/11...at Indiana State..... L..... 24-46...WTWO  
 10/22/11...Missouri State..... L..... 17-31.....Media  
 9/22/12...Illinois State..... L..... 3-23..Comcast  
 10/6/12...at South Dakota..... W .. 24-14.....Midco  
 10/13/12...at South Dakota St L..... 10-31.....Media  
 10/27/12...at Missouri State... L..... 3-42.....Media  
 11/3/12...Northern Iowa..... L..... 0-40.....Media  
 9/14/13...at Minnesota..... L..... 12-29..BIGTEN  
 10/12/13...South Dakota St..... L..... 14-38.....Media  
 10/4/14...North Dakota State L..... 10-17.....MVFC  
 11/8/14...at South Dakota..... W .. 44-29.....Midco  
 11/22/14...Indiana State..... W .. 34-20.....ESPN  
 CBS - KHQA-TV (Quincy, Ill.); CSTV - College Sports Television; ESPN - ESPN Gameplan; FSN - Fox Sports Net; GFC - Gateway Conference TV; NBC - WGEM-TV (Quincy, Ill.); BIG TEN - Big Ten Network; MEDIA - Mediacom; WTWO - WTWO-TV (Terre Haute, Ind.); COMCAST - Comcast SportsNet Chicago; (td) - Tape delayed; MIDCO - Midco Sports Network

# CAREER VICTORIES



## Record at Hanson Field

| Year | Home Record | 1982 | 1983 | 1984 | 1985 | 1986 | 1987 | 1988 | 1989 | 1990 | 1991  | 1992 | 1993 | 1994 | 1995 | 1996 | 1997 | 1998 | 1999 | 2000 | 2001 | 2002 | 2003 | 2004 | 2005 | 2006 | 2007 | 2008 | 2009 | 2010 | 2011 | 2012 | 2013 | 2014 |  |
|------|-------------|------|------|------|------|------|------|------|------|------|-------|------|------|------|------|------|------|------|------|------|------|------|------|------|------|------|------|------|------|------|------|------|------|------|--|
| 1950 | 4-0         | 1-5  | 2-4  | 5-1  | 4-2  | 2-3  | 4-1  | 5-1  | 3-3  | 3-3  | 4-1-1 | 6-1  | 2-3  | 6-1  | 3-2  | 4-1  | 6-1  | 7-0  | 5-1  | 5-2  | 3-2  | 6-1  | 4-2  | 4-1  | 3-3  | 3-2  | 3-3  | 4-2  | 6-0  | 2-3  | 2-3  | 3-4  | 3-3  |      |  |
| 1951 | 5-0-1       |      |      |      |      |      |      |      |      |      |       |      |      |      |      |      |      |      |      |      |      |      |      |      |      |      |      |      |      |      |      |      |      |      |  |
| 1952 | 3-1         |      |      |      |      |      |      |      |      |      |       |      |      |      |      |      |      |      |      |      |      |      |      |      |      |      |      |      |      |      |      |      |      |      |  |
| 1953 | 4-0         |      |      |      |      |      |      |      |      |      |       |      |      |      |      |      |      |      |      |      |      |      |      |      |      |      |      |      |      |      |      |      |      |      |  |
| 1954 | 4-0-1       |      |      |      |      |      |      |      |      |      |       |      |      |      |      |      |      |      |      |      |      |      |      |      |      |      |      |      |      |      |      |      |      |      |  |
| 1955 | 2-2-1       |      |      |      |      |      |      |      |      |      |       |      |      |      |      |      |      |      |      |      |      |      |      |      |      |      |      |      |      |      |      |      |      |      |  |
| 1956 | 4-1         |      |      |      |      |      |      |      |      |      |       |      |      |      |      |      |      |      |      |      |      |      |      |      |      |      |      |      |      |      |      |      |      |      |  |
| 1957 | 2-2         |      |      |      |      |      |      |      |      |      |       |      |      |      |      |      |      |      |      |      |      |      |      |      |      |      |      |      |      |      |      |      |      |      |  |
| 1958 | 4-0         |      |      |      |      |      |      |      |      |      |       |      |      |      |      |      |      |      |      |      |      |      |      |      |      |      |      |      |      |      |      |      |      |      |  |
| 1959 | 5-0         |      |      |      |      |      |      |      |      |      |       |      |      |      |      |      |      |      |      |      |      |      |      |      |      |      |      |      |      |      |      |      |      |      |  |
| 1960 | 5-0         |      |      |      |      |      |      |      |      |      |       |      |      |      |      |      |      |      |      |      |      |      |      |      |      |      |      |      |      |      |      |      |      |      |  |
| 1961 | 3-1         |      |      |      |      |      |      |      |      |      |       |      |      |      |      |      |      |      |      |      |      |      |      |      |      |      |      |      |      |      |      |      |      |      |  |
| 1962 | 3-3         |      |      |      |      |      |      |      |      |      |       |      |      |      |      |      |      |      |      |      |      |      |      |      |      |      |      |      |      |      |      |      |      |      |  |
| 1963 | 5-0         |      |      |      |      |      |      |      |      |      |       |      |      |      |      |      |      |      |      |      |      |      |      |      |      |      |      |      |      |      |      |      |      |      |  |
| 1964 | 3-1         |      |      |      |      |      |      |      |      |      |       |      |      |      |      |      |      |      |      |      |      |      |      |      |      |      |      |      |      |      |      |      |      |      |  |
| 1965 | 2-2         |      |      |      |      |      |      |      |      |      |       |      |      |      |      |      |      |      |      |      |      |      |      |      |      |      |      |      |      |      |      |      |      |      |  |
| 1966 | 0-4-1       |      |      |      |      |      |      |      |      |      |       |      |      |      |      |      |      |      |      |      |      |      |      |      |      |      |      |      |      |      |      |      |      |      |  |
| 1967 | 1-3         |      |      |      |      |      |      |      |      |      |       |      |      |      |      |      |      |      |      |      |      |      |      |      |      |      |      |      |      |      |      |      |      |      |  |
| 1968 | 0-4-1       |      |      |      |      |      |      |      |      |      |       |      |      |      |      |      |      |      |      |      |      |      |      |      |      |      |      |      |      |      |      |      |      |      |  |
| 1969 | 5-0         |      |      |      |      |      |      |      |      |      |       |      |      |      |      |      |      |      |      |      |      |      |      |      |      |      |      |      |      |      |      |      |      |      |  |
| 1970 | 5-1         |      |      |      |      |      |      |      |      |      |       |      |      |      |      |      |      |      |      |      |      |      |      |      |      |      |      |      |      |      |      |      |      |      |  |
| 1971 | 6-0         |      |      |      |      |      |      |      |      |      |       |      |      |      |      |      |      |      |      |      |      |      |      |      |      |      |      |      |      |      |      |      |      |      |  |
| 1972 | 5-0         |      |      |      |      |      |      |      |      |      |       |      |      |      |      |      |      |      |      |      |      |      |      |      |      |      |      |      |      |      |      |      |      |      |  |
| 1973 | 4-1         |      |      |      |      |      |      |      |      |      |       |      |      |      |      |      |      |      |      |      |      |      |      |      |      |      |      |      |      |      |      |      |      |      |  |
| 1974 | 4-2         |      |      |      |      |      |      |      |      |      |       |      |      |      |      |      |      |      |      |      |      |      |      |      |      |      |      |      |      |      |      |      |      |      |  |
| 1975 | 2-3         |      |      |      |      |      |      |      |      |      |       |      |      |      |      |      |      |      |      |      |      |      |      |      |      |      |      |      |      |      |      |      |      |      |  |
| 1976 | 4-1         |      |      |      |      |      |      |      |      |      |       |      |      |      |      |      |      |      |      |      |      |      |      |      |      |      |      |      |      |      |      |      |      |      |  |
| 1977 | 2-3         |      |      |      |      |      |      |      |      |      |       |      |      |      |      |      |      |      |      |      |      |      |      |      |      |      |      |      |      |      |      |      |      |      |  |
| 1978 | 2-3-1       |      |      |      |      |      |      |      |      |      |       |      |      |      |      |      |      |      |      |      |      |      |      |      |      |      |      |      |      |      |      |      |      |      |  |
| 1979 | 2-3         |      |      |      |      |      |      |      |      |      |       |      |      |      |      |      |      |      |      |      |      |      |      |      |      |      |      |      |      |      |      |      |      |      |  |
| 1980 | 3-4         |      |      |      |      |      |      |      |      |      |       |      |      |      |      |      |      |      |      |      |      |      |      |      |      |      |      |      |      |      |      |      |      |      |  |
| 1981 | 4-1         |      |      |      |      |      |      |      |      |      |       |      |      |      |      |      |      |      |      |      |      |      |      |      |      |      |      |      |      |      |      |      |      |      |  |

## By Decades

|         |         |      |
|---------|---------|------|
| 1903-09 | 16-20-1 | .446 |
| 1910-19 | 29-30-3 | .492 |
| 1920-29 | 33-34-9 | .493 |
| 1930-39 | 37-35-5 | .513 |
| 1940-49 | 30-44-6 | .413 |
| 1950-59 | 66-19-6 | .758 |
| 1960-69 | 45-41-2 | .523 |
| 1970-79 | 59-42-2 | .583 |
| 1980-89 | 52-55-1 | .486 |
| 1990-99 | 71-45-1 | .611 |
| 2000-09 | 61-53-0 | .583 |
| 2010-   | 22-37-0 | .373 |

## Overtime Games

|                |                    |         |       |
|----------------|--------------------|---------|-------|
| Nov. 30, 1991  | ^at Marshall       | L (OT)  | 17-20 |
| Sept. 24, 1994 | *at Missouri State | W (2OT) | 31-24 |
| Oct. 11, 1997  | *Northern Iowa     | W (2OT) | 29-22 |
| Oct. 23, 1999  | *at Indiana State  | L (3OT) | 36-39 |
| Nov. 29, 2003  | ^at Montana        | W (2OT) | 43-40 |
| Aug. 30, 2007  | South Dakota State | W (4OT) | 29-26 |
| Nov. 15, 2008  | *Illinois State    | W (OT)  | 48-45 |

^I-AA playoff game;

\*Missouri Valley Football Conference game

Overall: 5-2; Home: 3-0; Away: 2-2;

Postseason: 1-1

## By Victories

| Coach              | Years            | Yrs      | W-L-T         | Pct         |
|--------------------|------------------|----------|---------------|-------------|
| Randy Ball         | 1990-98          | 9        | 64-41-1       | .608        |
| Don Patterson      | 1999-09          | *10      | 62-45         | .579        |
| Ray Hanson         | 1926-41          | 16       | 56-59-12      | .488        |
| Bruce Craddock     | 1983-89          | 7        | 41-35-1       | .539        |
| Darrell Mudra      | 1969-73          | 5        | 39-13-0       | .750        |
| Vince DiFrancesca  | 1949-53          | 5        | 38-7-1        | .837        |
| Art Dufelmeier     | 1960-68          | 9        | 37-39-2       | .487        |
| Lou Saban          | 1957-59          | 3        | 20-5-1        | .788        |
| Mark Hendrickson   | 2008-12          | 5        | 18-32         | .360        |
| Wes Stevens        | 1954-56          | 3        | 17-8-4        | .655        |
| Howard Hawkes      | 1922-25          | 4        | 15-14-3       | .516        |
| Pete Rodriguez     | 1979-82          | 4        | 14-28-0       | .333        |
| Wix Garner         | 1942-43, 1945-47 | 5        | 13-21-4       | .395        |
| Bill Shanahan      | 1976-78          | 3        | 13-16-1       | .450        |
| Brodie Westen      | 1974-75          | 2        | 12-7-1        | .625        |
| <b>Bob Nielson</b> | <b>2013-Pr</b>   | <b>2</b> | <b>9-15-0</b> | <b>.375</b> |
| Erskine L. Jay     | 1916-17, 19.3    | 8        | 8-13-1        | .386        |
| L.H. Laughlin      | 1904             | 1        | 5-3-0         | .625        |
| A. Laughlin        | 1905             | 1        | 4-2-0         | .667        |
| Albert L. Walbreth | 1911             | 1        | 4-3-0         | .571        |
| Harold Ave         | 1948             | 1        | 4-4-0         | .500        |
| Oliver Dickerson   | 1906, 10         | 2        | 4-4-1         | .500        |
| Barnett            | 1907-08          | 2        | 4-6-1         | .409        |
| Dowell             | 1914             | 1        | 3-2-1         | .583        |
| W.A. Cleveland     | 1920-21          | 2        | 3-6-2         | .364        |
| Taft               | 1909             | 1        | 1-2-0         | .333        |
| Bob Barnwell       | 1944             | 1        | 0-8-0         | .000        |

## By Winning Percentage

| Coach              | Years            | Yrs      | W-L-T         | Pct         |
|--------------------|------------------|----------|---------------|-------------|
| Vince DiFrancesca  | 1949-53          | 5        | 38-7-1        | .837        |
| Lou Saban          | 1957-59          | 3        | 20-5-1        | .788        |
| Darrell Mudra      | 1969-73          | 5        | 39-13-0       | .750        |
| Wes Stevens        | 1954-56          | 3        | 17-8-4        | .655        |
| Brodie Westen      | 1974-75          | 2        | 12-7-1        | .625        |
| Randy Ball         | 1990-98          | 9        | 64-41-1       | .608        |
| Don Patterson      | 1999-09          | 11       | 63-47         | .579        |
| Bruce Craddock     | 1983-89          | 7        | 41-35-1       | .539        |
| Howard Hawkes      | 1922-25          | 4        | 15-14-3       | .516        |
| Oliver Dickerson   | 1906, 10         | 2        | 4-4-1         | .500        |
| Ray Hanson         | 1926-41          | 16       | 56-59-12      | .488        |
| Art Dufelmeier     | 1960-68          | 9        | 37-39-2       | .487        |
| Bill Shanahan      | 1976-78          | 3        | 13-16-1       | .450        |
| Barnett            | 1907-08          | 2        | 4-6-1         | .409        |
| Wix Garner         | 1942-43, 1945-47 | 5        | 13-21-4       | .395        |
| Erskine L. Jay     | 1916-17/19.3     | 8        | 8-13-1        | .386        |
| <b>Bob Nielson</b> | <b>2013-Pr</b>   | <b>2</b> | <b>9-15-0</b> | <b>.375</b> |
| W.A. Cleveland     | 1920-21          | 2        | 3-6-2         | .364        |
| Mark Hendrickson   | 2008-12          | 5        | 18-32         | .360        |
| Pete Rodriguez     | 1979-82          | 4        | 14-28-0       | .333        |

\*\*Minimum 2 years of coaching

## Coaching By Year

| Coach       | Years              | Yrs | W-L-T    | Pct  |
|-------------|--------------------|-----|----------|------|
| 1903        | Unknown            | 1   | 0-3-0    | .000 |
| 1904        | L.H. Laughlin      | 1   | 5-2-0    | .714 |
| 1905        | A. Laughlin        | 1   | 4-2-0    | .667 |
| 1906        | Oliver Dickerson   | 1   | 1-4-0    | .200 |
| 1907-08     | Barnett            | 2   | 4-6-1    | .409 |
| 1909        | Taft               | 1   | 2-3-0    | .400 |
| 1910        | Oliver Dickerson   | 1   | 4-1-1    | .750 |
| 1911        | Albert L. Walbreth | 1   | 4-3-0    | .571 |
| 1912-13     | Unknown            | 2   | 9-6-0    | .600 |
| 1914        | Dowell             | 1   | 3-2-1    | .583 |
| 1915        | Unknown            | 1   | 1-5-0    | .167 |
| 1916-17, 19 | Erskine L. Jay     | 3   | 8-13-1   | .386 |
| 1920-21     | W.A. Cleveland     | 2   | 3-6-2    | .364 |
| 1922-25     | Howard Hawkes      | 4   | 15-14-3  | .516 |
| 1926-41     | Ray Hanson         | 16  | 56-59-12 | .488 |
| 1942-43     | Wix Garner         | 2   | 6-6-2    | .500 |
| 1944        | Bob Barnwell       | 1   | 0-8-0    | .000 |
| 1945-47     | Wix Garner         | 3   | 7-15-2   | .333 |
| 1948        | Harold Ave         | 1   | 4-4-0    | .500 |
| 1949-53     | Vince DiFrancesca  | 5   | 38-7-1   | .837 |
| 1954-56     | Wes Stevens        | 3   | 17-8-4   | .655 |
| 1957-59     | Lou Saban          | 3   | 20-5-1   | .788 |
| 1960-68     | Art Dufelmeier     | 9   | 37-39-2  | .487 |
| 1969-73     | Darrell Mudra      | 5   | 39-13-0  | .750 |
| 1974-75     | Brodie Westen      | 2   | 12-7-1   | .625 |
| 1976-78     | Bill Shanahan      | 3   | 13-16-1  | .450 |
| 1979-82     | Pete Rodriguez     | 4   | 14-28-0  | .333 |
| 1983-89     | Bruce Craddock     | 7   | 41-35-1  | .539 |
| 1990-98     | Randy Ball         | 9   | 64-41-1  | .608 |
| 1999-2009   | Don Patterson      | 11  | 63-47-0  | .573 |
| 2008-12     | Mark Hendrickson   | *5  | 18-32-0  | .360 |
| 2013-Pr     | Bob Nielson        | 2   | 9-15-0   | .375 |

\*Mark Hendrickson served as acting head coach for the first seven games of the 2008 season and the final eight games in 2009.



# ALL-TIME SERIES

| Opponent                | Total          | H              | A              | Last        | Opponent                  | Total          | H              | A            | Last        | Opponent                             | Total        | H          | A           | Last        |
|-------------------------|----------------|----------------|----------------|-------------|---------------------------|----------------|----------------|--------------|-------------|--------------------------------------|--------------|------------|-------------|-------------|
| Akron                   | 1-7            | 0-4            | 1-3            | 1979        | Lehigh                    | 0-1            | 1-0            | 0-0          | 2000        | Tennessee-Martin                     | 1-0          | 1-0        | 0-0         | 2003        |
| Alcorn State            | 2-0            | 1-0            | 1-0            | 1997        | Lewis                     | 2-0            | 2-0            | 0-0          | 1956        | Toledo                               | 0-1          | 0-0        | 0-1         | 2005        |
| Appalachian State       | 0-1            | 0-0            | 0-1            | 2010        | Liberty                   | 2-0            | 1-0            | 1-0          | 1988        | Truman State                         | 5-11         | 3-6        | 2-5         | 1997        |
| Arkansas                | 0-1            | 0-0            | 0-1            | 2008        | Lincoln College           | 5-1            | 4-0            | 1-1          | 1928        | UNLV                                 | 1-2          | 0-0        | 1-2         | 2013        |
| Arkansas-Monticello     | 1-1            | 1-1            | 0-0            | 1990        | Lombard                   | 1-3            | 1-0            | 0-3          | 1917        | U.S. International                   | 0-1          | 0-0        | 0-1         | 1979        |
| Arkansas State          | 1-0            | 1-0            | 0-0            | 1959        | Loras                     | 2-0            | 1-0            | 1-0          | 1955        | Valparaiso                           | 2-0          | 2-0        | 0-0         | 2014        |
| Arkansas Tech           | 1-0            | 1-0            | 1-0            | 1987        | Louisiana State           | 0-1            | 0-0            | 0-1          | 2003        | Washburn                             | 2-1          | 2-0        | 0-1         | 1991        |
| Ashland                 | 1-0            | 1-0            | 0-0            | 1971        | Louisiana Tech            | 0-2            | 0-0            | 0-2          | 1980        | Wayne State (Mich.)                  | 1-1          | 0-1        | 1-0         | 1950        |
| Augustana (IL)          | 5-15           | 3-7            | 2-8            | 1941        | Luther                    | 0-1            | 0-1            | 0-0          | 1955        | Wayne State (Neb.)                   | 1-0          | 1-0        | 0-0         | 2003        |
| Augustana (SD)          | 2-0            | 2-0            | 0-0            | 1972        | Macalester                | 1-1            | 1-0            | 0-1          | 1963        | Weber State                          | 2-0          | 1-0        | 1-0         | 1976        |
| Ball State              | 3-1            | 1-0            | 2-1            | 2000        | Mankato State             | 5-2            | 4-0            | 1-2          | 1986        | Western Kentucky                     | 4-8          | 3-4        | 1-4         | 2006        |
| Bradley                 | 8-13-3         | 4-4            | 4-9-3          | 1970        | Marshall                  | 0-2            | 0-0            | 0-2          | 1997        | Western Michigan                     | 0-1          | 0-1        | 0-1         | 1994        |
| Buffalo                 | 2-0            | 1-0            | 1-0            | 1998        | Massachusetts             | 0-1            | 0-1            | 0-0          | 1975        | Wheaton College                      | 4-3          | 3-0        | 1-3         | 1953        |
| Butler                  | 1-0            | 1-0            | 0-0            | 2012        | McKendree                 | 2-3            | 2-1            | 0-2          | 1935        | Williams and Washti                  | 0-1          | 0-0        | 0-1         | 1915        |
| Burlington J.C.         | 1-0            | 1-0            | 0-0            | 1939        | McNeese State             | 0-1            | 0-1            | 0-0          | 1997        | Winona State                         | 1-1          | 1-0        | 0-1         | 1985        |
| Cal Poly SLO            | 1-0            | 1-0            | 0-0            | 1996        | Michigan Tech             | 3-0            | 2-0            | 1-0          | 1985        | Wisconsin                            | 0-3          | 0-0        | 0-3         | 2014        |
| Carthage                | 12-16-6        | 6-7-5          | 6-9-1          | 1970        | Millikin                  | 3-1            | 2-0            | 1-1          | 1949        | Wisconsin-Eau Claire                 | 1-0          | 1-0        | 0-0         | 1980        |
| Central (IA)            | 0-2            | 0-2            | 0-0            | 1945        | Minnesota                 | 0-1            | 0-0            | 0-1          | 2013        | Wisconsin-Milwaukee                  | 6-0          | 4-0        | 2-0         | 1974        |
| Central Florida         | 0-2            | 0-1            | 0-1            | 1993        | Mississippi Valley St.    | 1-0            | 1-0            | 0-0          | 1999        | Wisconsin-Whitewater                 | 3-0          | 2-0        | 1-0         | 1983        |
| Central Michigan        | 15-12          | 10-5           | 5-7            | 1998        | Missouri                  | 0-2            | 0-0            | 0-2          | 2011        | <b>Youngstown State</b>              | <b>12-18</b> | <b>8-6</b> | <b>4-12</b> | <b>2014</b> |
| Central Missouri State  | 3-1            | 2-0            | 1-1            | 1984        | Missouri State            | 15-17-1        | 7-10           | 8-7-1        | 2013        | *Record includes win at neutral site |              |            |             |             |
| Central State (OH)      | 2-0            | 1-0            | 1-0            | 1977        | Missouri Western          | 1-0            | 1-0            | 0-0          | 1992        | <b>2015 Opponents in Bold</b>        |              |            |             |             |
| Cheyney (Pa.)           | 1-0            | 1-0            | 0-0            | 2004        | Monmouth                  | 2-2            | 1-1            | 1-1          | 1924        |                                      |              |            |             |             |
| <b>Coastal Carolina</b> | <b>1-0</b>     | <b>0-0</b>     | <b>1-0</b>     | <b>2010</b> | Montana                   | 2-1            | 3-0            | 1-1          | 2003        |                                      |              |            |             |             |
| Colgate                 | 0-1            | 0-0            | 0-1            | 2003        | Montana State             | 0-2            | 0-1            | 0-1          | 1993        |                                      |              |            |             |             |
| Cornell (IA)            | 0-3            | 0-1            | 0-2            | 1945        | Morehead State            | 1-0            | 1-0            | 0-0          | 2006        |                                      |              |            |             |             |
| Culver-Stockton         | 4-3-1          | 2-1-1          | 2-2            | 1926        | Morgan State              | 3-0            | 2-0            | 1-0          | 2000        |                                      |              |            |             |             |
| Delaware                | 0-1            | 0-0            | 0-1            | 1978        | Morningside               | 1-0            | 1-0            | 0-0          | 1980        |                                      |              |            |             |             |
| Delaware State          | 3-0            | 2-0            | 1-0            | 1995        | Mt. Morris                | 3-0            | 2-0            | 1-0          | 1927        |                                      |              |            |             |             |
| Drake                   | 7-5            | 6-2            | 1-3            | 2014        | Murray State              | 1-3            | 1-1            | 0-2          | 1996        |                                      |              |            |             |             |
| Dubuque                 | 1-0            | 1-0            | 0-0            | 1950        | Nebraska                  | 0-1            | 0-0            | 0-1          | 2004        |                                      |              |            |             |             |
| <b>Eastern Illinois</b> | <b>40-21-4</b> | <b>17-9-2</b>  | <b>23-12-2</b> | <b>2002</b> | Nebraska-Omaha            | 3-0            | 3-0            | 0-0          | 1977        |                                      |              |            |             |             |
| Eastern Michigan        | 11-5-1         | 6-1-1          | 5-4            | 2003        | Nevada-Reno               | 0-1            | 0-0            | 0-1          | 1990        |                                      |              |            |             |             |
| Elon College            | 2-0            | 1-0            | 1-0            | 1999        | New Mexico State          | 0-1            | 0-0            | 0-1          | 1981        |                                      |              |            |             |             |
| Eureka                  | 4-10-1         | 3-3-1          | 0-7            | 1932        | Nicholls State            | 2-0            | 1-0            | 1-0          | 2000        |                                      |              |            |             |             |
| Evansville              | 2-0            | 1-0            | 1-0            | 1962        | North Dakota              | 0-1            | 0-1            | 0-0          | 1979        |                                      |              |            |             |             |
| Florida A&M             | 1-0            | 1-0            | 0-0            | 1998        | <b>North Dakota State</b> | <b>2-4</b>     | <b>0-4</b>     | <b>2-0</b>   | <b>2014</b> |                                      |              |            |             |             |
| Fort Hays State         | 1-0            | 1-0            | 0-0            | 1989        | Northern Arizona          | 0-1            | 0-0            | 0-1          | 1967        |                                      |              |            |             |             |
| Fresno State            | 0-1            | 0-0            | 0-1            | 1987        | Northern Colorado         | 2-0            | 1-0            | 1-0          | 2006        |                                      |              |            |             |             |
| Gem City B.C.           | 0-1            | 0-1            | 0-0            | 1912        | Northern Illinois         | 17-21-1        | 6-7            | 11-14-1      | 2009        |                                      |              |            |             |             |
| Georgia Southern        | 0-1            | 0-0            | 0-1            | 1998        | <b>Northern Iowa</b>      | <b>13-30</b>   | <b>7-15</b>    | <b>6-15</b>  | <b>2014</b> |                                      |              |            |             |             |
| Grand Valley State      | 1-0            | 1-0            | 0-0            | 1988        | Northern Michigan         | 4-10-1         | 2-5-1          | 2-5          | 1986        |                                      |              |            |             |             |
| Gustavus Adolphus       | 1-2            | 1-0            | 0-2            | 1972        | NW Missouri State         | 2-0            | 2-0            | 0-0          | 1988        |                                      |              |            |             |             |
| Hampton                 | 1-1            | 1-0            | 0-1            | 2013        | NW Oklahoma State         | 1-0            | 1-0            | 0-0          | 1996        |                                      |              |            |             |             |
| Hanover                 | 1-0            | 1-0            | 0-0            | 1951        | Northwestern              | 0-1            | 0-0            | 0-1          | 2014        |                                      |              |            |             |             |
| Hawaii                  | 1-0            | 0-1            | 1-0            | 1974        | Palmer School             | 1-0            | 1-0            | 0-0          | 1922        |                                      |              |            |             |             |
| Hedding                 | 6-5            | 4-3            | 2-2            | 1921        | Parsons                   | 3-3-1          | 2-0-1          | 1-3          | 1939        |                                      |              |            |             |             |
| Hofstra                 | 1-0            | 0-0            | 1-0            | 1996        | Penn College              | 2-0            | 1-0            | 1-0          | 1939        |                                      |              |            |             |             |
| Howard                  | 2-0            | 1-0            | 1-0            | 1982        | Peru State                | 1-0            | 1-0            | 0-0          | 1963        |                                      |              |            |             |             |
| <b>Illinois</b>         | <b>0-1</b>     | <b>0-0</b>     | <b>0-1</b>     | <b>2007</b> | Portland State            | 0-2            | 0-1            | 0-1          | 1990        |                                      |              |            |             |             |
| Illinois College        | 5-1-1          | 3-1            | 2-0-1          | 1947        | Purdue                    | 0-1            | 0-0            | 0-1          | 2010        |                                      |              |            |             |             |
| <b>Illinois State</b>   | <b>50-43-3</b> | <b>31-15-2</b> | <b>19-28-1</b> | <b>2014</b> | Quincy                    | 11-2           | 6-1            | 5-1          | 2013        |                                      |              |            |             |             |
| Illinois Wesleyan       | 0-3            | 0-1            | 0-2            | 1944        | Richmond                  | 0-1            | 0-0            | 0-1          | 1985        |                                      |              |            |             |             |
| <b>Indiana State</b>    | <b>23-15</b>   | <b>15-4</b>    | <b>8-11</b>    | <b>2014</b> | Saginaw Valley State      | 2-0            | 2-0            | 0-0          | 1979        |                                      |              |            |             |             |
| Indianapolis            | 1-0            | 1-0            | 0-0            | 2012        | Sam Houston State         | 4-5-1          | 3-1-1          | 1-4          | 2011        |                                      |              |            |             |             |
| Iowa State              | 0-1            | 0-0            | 0-1            | 2012        | Shurtleff College         | 10-0-1         | 7-0            | 3-0-1        | 1949        |                                      |              |            |             |             |
| Iowa Wesleyan           | 8-3*           | 7-1            | 0-2            | 2005        | <b>South Dakota</b>       | <b>3-2</b>     | <b>1-1</b>     | <b>2-1</b>   | <b>2014</b> |                                      |              |            |             |             |
| Jackson State           | 1-0            | 1-0            | 0-0            | 1997        | <b>South Dakota State</b> | <b>4-8</b>     | <b>2-4</b>     | <b>2-4</b>   | <b>2014</b> |                                      |              |            |             |             |
| Jacksonville (Fla.)     | 1-0            | 1-0            | 0-0            | 2011        | South Florida             | 0-1            | 0-0            | 0-1          | 2001        |                                      |              |            |             |             |
| Jacksonville (Ill.)     | 0-1            | 0-1            | 0-0            | 1933        | SE Missouri State         | 0-1            | 0-0            | 0-1          | 1944        |                                      |              |            |             |             |
| Jacksonville State      | 1-1            | 1-0            | 0-1            | 1995        | <b>Southern Illinois</b>  | <b>34-22-4</b> | <b>18-11-4</b> | <b>16-11</b> | <b>2014</b> |                                      |              |            |             |             |
| Kansas State            | 0-2            | 0-0            | 0-2            | 1990        | Southern Utah             | 4-0            | 2-0            | 2-0          | 2002        |                                      |              |            |             |             |
| Kentucky Wesleyan       | 1-0            | 1-0            | 0-0            | 2006        | St. Alban's               | 0-1            | 0-0            | 0-1          | 1912        |                                      |              |            |             |             |
| Knox                    | 3-5-1          | 2-3-1          | 1-4            | 1935        | St. Ambrose               | 8-3-1          | 4-1-1          | 4-2          | 1993        |                                      |              |            |             |             |
|                         |                |                |                |             | St. Cloud State           | 1-0-1          | 1-0-1          | 0-0          | 1998        |                                      |              |            |             |             |
|                         |                |                |                |             | St. Francis (Quincy)      | 3-0            | 2-0            | 1-0          | 1919        |                                      |              |            |             |             |
|                         |                |                |                |             | St. Francis (Joliet)      | 1-0            | 1-0            | 0-0          | 2007        |                                      |              |            |             |             |
|                         |                |                |                |             | St. Norbert               | 1-3            | 1-1            | 0-2          | 1967        |                                      |              |            |             |             |
|                         |                |                |                |             | Stephen F. Austin         | 2-2            | 1-1            | 1-1          | 2009        |                                      |              |            |             |             |

# ALL-TIME SERIES



## Akron

Akron leads 7-1

|                |   |       |   |
|----------------|---|-------|---|
| Sept. 25, 1971 | L | 7-14  | A |
| Sept. 5, 1972  | W | 30-24 | A |
| Nov. 3, 1973   | L | 7-12  | H |
| Nov. 9, 1974   | L | 7-32  | H |
| Nov. 6, 1976   | L | 14-21 | H |
| Nov. 12, 1977  | L | 7-42  | A |
| Sept. 9, 1978  | L | 3-19  | H |
| Sept. 8, 1979  | L | 7-24  | A |

## Alcorn State

WIU leads 2-0

|                |   |       |   |
|----------------|---|-------|---|
| Sept. 14, 1996 | W | 34-17 | H |
| Sept. 13, 1997 | W | 31-17 | A |

## Appalachian State

ASU leads 1-0

|                           |   |       |   |
|---------------------------|---|-------|---|
| Dec. 4, 2010 <sup>A</sup> | L | 14-42 | A |
|---------------------------|---|-------|---|

## Arkansas

UA leads 1-0

|               |   |       |   |
|---------------|---|-------|---|
| Aug. 30, 2008 | L | 24-28 | A |
|---------------|---|-------|---|

## Arkansas-Monticello

Series tied 1-1

|               |   |       |   |
|---------------|---|-------|---|
| Sept. 2, 1989 | W | 24-10 | H |
| Sept. 1, 1990 | L | 11-18 | H |

## Arkansas State

WIU leads 1-0

|               |   |       |   |
|---------------|---|-------|---|
| Oct. 24, 1959 | W | 22-19 | H |
|---------------|---|-------|---|

## Arkansas Tech

WIU leads 1-0

|               |   |      |   |
|---------------|---|------|---|
| Sept. 5, 1987 | W | 48-9 | H |
|---------------|---|------|---|

## Ball State

WIU leads 3-1

|               |   |       |   |
|---------------|---|-------|---|
| Nov. 13, 1971 | W | 21-20 | H |
| Nov. 4, 1972  | W | 21-17 | A |
| Sept. 9, 1995 | L | 7-20  | A |
| Sept. 9, 2000 | W | 24-14 | A |

## Buffalo

WIU leads 2-0

|               |   |      |   |
|---------------|---|------|---|
| Nov. 12, 1994 | W | 49-7 | H |
| Oct. 31, 1998 | W | 41-6 | A |

## Butler

WIU leads 1-0

|               |   |       |   |
|---------------|---|-------|---|
| Aug. 30, 2012 | W | 23-15 | H |
|---------------|---|-------|---|

## Central Florida

UCF leads 2-0

|                |   |       |   |
|----------------|---|-------|---|
| Sept. 26, 1992 | L | 22-35 | H |
| Oct. 16, 1993  | L | 17-35 | A |

## Central Michigan

WIU leads 15-12

|                |   |       |   |
|----------------|---|-------|---|
| Sept. 23, 1950 | W | 28-7  | H |
| Sept. 28, 1951 | W | 27-6  | A |
| 1952           | L | 0-27  | A |
| Oct. 24, 1953  | L | 6-13  | A |
| Oct. 23, 1954  | W | 14-7  | H |
| Oct. 13, 1955  | L | 0-20  | A |
| Oct. 13, 1956  | L | 20-44 | H |
| Nov. 16, 1957  | L | 7-39  | A |
| Nov. 15, 1958  | W | 38-23 | H |
| Oct. 3, 1959   | W | 26-20 | A |
| Oct. 1, 1960   | W | 28-13 | H |
| Oct. 7, 1961   | W | 12-7  | A |
| Oct. 6, 1962   | L | 8-17  | H |
| Oct. 14, 1963  | W | 28-7  | H |
| Oct. 17, 1964  | W | 41-7  | A |
| Oct. 30, 1965  | L | 7-9   | H |
| Oct. 29, 1966  | L | 3-28  | A |
| Nov. 4, 1967   | W | 13-7  | H |
| Nov. 2, 1968   | W | 30-28 | A |
| Oct. 18, 1969  | W | 17-14 | H |
| Oct. 17, 1970  | L | 10-20 | A |
| Oct. 9, 1971   | W | 28-0  | H |
| Oct. 7, 1972   | W | 20-19 | A |
| Oct. 20, 1973  | W | 24-18 | H |
| Oct. 19, 1974  | L | 7-58  | A |
| Nov. 8, 1975   | L | 7-24  | H |
| Sept. 12, 1998 | L | 14-35 | A |

## Coastal Carolina

WIU leads 1-0

|                            |   |       |   |
|----------------------------|---|-------|---|
| Nov. 27, 2010 <sup>A</sup> | W | 17-10 | A |
|----------------------------|---|-------|---|

## Colgate

CU leads 1-0

|                           |   |       |   |
|---------------------------|---|-------|---|
| Dec. 6, 2003 <sup>A</sup> | L | 27-28 | A |
|---------------------------|---|-------|---|

## Delaware

UD leads 1-0

|                |   |      |   |
|----------------|---|------|---|
| Sept. 23, 1978 | L | 7-35 | A |
|----------------|---|------|---|

## Delaware State

WIU leads 3-0

|                |   |       |   |
|----------------|---|-------|---|
| Nov. 12, 1988  | W | 22-13 | A |
| Sept. 23, 1989 | W | 38-24 | H |
| Sept. 16, 1995 | W | 41-14 | H |

## Drake

WIU leads 7-5

|                |   |       |   |
|----------------|---|-------|---|
| 1943           | L | 0-50  | A |
| Nov. 9, 1963   | W | 14-12 | H |
| Oct. 3, 1964   | W | 14-12 | A |
| Oct. 25, 1969  | L | 7-44  | A |
| Oct. 24, 1970  | L | 24-28 | H |
| Sept. 19, 1981 | L | 6-21  | A |
| Oct. 9, 1982   | L | 12-31 | H |
| Sept. 17, 1983 | W | 31-14 | H |
| Oct. 13, 1984  | W | 37-20 | H |
| Nov. 20, 1999  | W | 24-0  | H |
| Aug. 29, 2002  | W | 64-7  | H |
| Sept. 13, 2014 | W | 38-13 | H |

## Eastern Illinois

WIU leads 40-21-4

|                             |   |       |   |
|-----------------------------|---|-------|---|
| Nov. 21, 1930               | L | 0-23  | A |
| Nov. 2, 1934                | L | 3-7   | A |
| Oct. 26, 1935               | W | 3-0   | H |
| Nov. 7, 1936                | W | 6-2   | A |
| Nov. 6, 1937                | W | 31-0  | H |
| Oct. 29, 1938               | W | 19-0  | A |
| Oct. 28, 1939               | W | 20-7  | H |
| Oct. 22, 1940               | L | 7-20  | A |
| Oct. 25, 1941               | W | 25-0  | H |
| Oct. 24, 1942               | W | 45-0  | A |
| Sept. 23, 1944              | L | 0-12  | A |
| Nov. 3, 1945                | T | 6-6   | H |
| Oct. 11, 1946               | L | 12-20 | A |
| Nov. 22, 1947               | L | 0-19  | A |
| Oct. 9, 1948                | L | 0-7   | H |
| Nov. 5, 1949                | W | 14-0  | A |
| Nov. 11, 1950               | W | 13-0  | A |
| Nov. 1, 1951                | T | 21-21 | A |
| Nov. 1, 1952                | W | 7-6   | A |
| Nov. 7, 1953                | W | 19-12 | A |
| Nov. 6, 1954                | T | 13-13 | H |
| Nov. 19, 1955               | W | 13-7  | A |
| Nov. 17, 1956               | W | 58-14 | H |
| Oct. 26, 1957               | W | 21-13 | A |
| Oct. 25, 1958               | W | 34-0  | H |
| Oct. 31, 1959               | W | 28-8  | A |
| Oct. 29, 1960               | W | 43-6  | A |
| Nov. 4, 1961                | L | 0-14  | A |
| Nov. 3, 1962                | W | 44-8  | H |
| Nov. 18, 1963               | W | 22-7  | A |
| Nov. 14, 1964               | W | 30-14 | H |
| Oct. 23, 1965               | W | 28-8  | A |
| Oct. 22, 1966               | L | 6-16  | H |
| Oct. 28, 1967               | L | 7-12  | A |
| Oct. 26, 1968               | L | 8-14  | H |
| Nov. 1, 1969                | W | 44-6  | A |
| Oct. 31, 1970               | W | 31-14 | H |
| Nov. 6, 1971                | W | 14-6  | A |
| Nov. 18, 1972               | W | 42-13 | H |
| Nov. 17, 1973               | W | 56-13 | A |
| Oct. 5, 1974                | W | 28-3  | H |
| Oct. 18, 1975               | T | 3-3   | A |
| Oct. 16, 1976               | W | 14-10 | H |
| Oct. 1, 1977                | W | 28-14 | A |
| Nov. 18, 1978               | L | 12-40 | H |
| Oct. 6, 1979                | W | 10-7  | A |
| Oct. 18, 1980               | L | 7-37  | H |
| Oct. 17, 1981               | L | 8-20  | A |
| Oct. 23, 1982               | L | 7-31  | H |
| Oct. 22, 1983               | L | 0-20  | A |
| Oct. 20, 1984               | L | 0-14  | H |
| Oct. 26, 1985 <sup>*</sup>  | W | 34-20 | A |
| Oct. 18, 1986 <sup>*</sup>  | L | 3-37  | H |
| Oct. 10, 1987 <sup>*</sup>  | W | 21-12 | A |
| Oct. 15, 1988 <sup>*</sup>  | W | 45-8  | H |
| Oct. 21, 1989 <sup>*</sup>  | L | 5-31  | A |
| Oct. 6, 1990 <sup>*</sup>   | L | 17-21 | H |
| Oct. 5, 1991 <sup>*</sup>   | W | 16-15 | A |
| Oct. 17, 1992 <sup>*</sup>  | W | 28-24 | H |
| Sept. 25, 1993 <sup>*</sup> | W | 28-14 | A |
| Oct. 22, 1994 <sup>*</sup>  | W | 23-13 | H |
| Nov. 4, 1995 <sup>*</sup>   | L | 17-20 | A |
| Oct. 12, 1996               | W | 10-7  | A |
| Aug. 28, 1997               | W | 41-0  | H |
| Nov. 30, 2002 <sup>A</sup>  | W | 48-9  | H |

## Eastern Michigan

WIU leads 11-5-1

|                |   |       |   |
|----------------|---|-------|---|
| Oct. 27, 1951  | W | 63-8  | H |
| Oct. 4, 1952   | W | 20-13 | A |
| Oct. 31, 1953  | W | 20-0  | H |
| Oct. 30, 1954  | L | 19-33 | A |
| Oct. 7, 1955   | L | 2-6   | H |
| Oct. 6, 1956   | L | 6-21  | A |
| Nov. 9, 1957   | L | 0-26  | H |
| Nov. 8, 1958   | W | 27-6  | A |
| Nov. 14, 1959  | W | 22-0  | H |
| Nov. 12, 1960  | W | 26-2  | H |
| Sept. 30, 1961 | W | 43-0  | H |
| Sept. 25, 1965 | W | 44-7  | A |
| Sept. 24, 1966 | T | 0-0   | H |
| Oct. 6, 1973   | W | 24-21 | H |
| Oct. 25, 1975  | W | 17-14 | A |
| Sept. 18, 1993 | L | 14-16 | A |
| Sept. 4, 2003  | W | 34-12 | A |

## Elon

WIU leads 2-0

|                |   |       |   |
|----------------|---|-------|---|
| Sept. 19, 1998 | W | 17-7  | A |
| Oct. 9, 1999   | W | 20-14 | H |

## Florida A&M

WIU leads 1-0

|                           |   |       |   |
|---------------------------|---|-------|---|
| Dec. 5, 1998 <sup>A</sup> | W | 24-21 | H |
|---------------------------|---|-------|---|

## Fresno State

FSU leads 1-0

|                |   |       |   |
|----------------|---|-------|---|
| Sept. 12, 1987 | L | 17-20 | A |
|----------------|---|-------|---|

## Georgia Southern

GS leads 1-0

|                            |   |       |   |
|----------------------------|---|-------|---|
| Dec. 12, 1998 <sup>A</sup> | L | 14-42 | A |
|----------------------------|---|-------|---|

## Hampton

HU leads 1-0

|                |   |       |   |
|----------------|---|-------|---|
| Sept. 18, 2004 | L | 20-40 | A |
| Aug. 29, 2013  | W | 42-9  | H |

## Hawaii

WIU leads 1-0

|              |   |      |   |
|--------------|---|------|---|
| Nov. 2, 1974 | W | 31-0 | A |
|--------------|---|------|---|

## Hofstra

WIU leads 1-0

|                |   |      |   |
|----------------|---|------|---|
| Sept. 21, 1996 | W | 18-9 | A |
|----------------|---|------|---|

## Howard

WIU leads 2-0

|               |   |       |   |
|---------------|---|-------|---|
| Nov. 14, 1981 | W | 20-17 | H |
| Nov. 13, 1982 | W | 22-17 | A |

## Illinois

Illinois leads 1-0

|               |   |      |   |
|---------------|---|------|---|
| Sept. 8, 2007 | L | 0-21 | A |
|---------------|---|------|---|



# ALL-TIME SERIES

## Illinois State

WIU leads 50-43-3

|                 |                 |       |   |
|-----------------|-----------------|-------|---|
| Nov. 24, 1904   | W               | 9-0   | H |
| Nov. 17, 1905   | L               | 6-24  | A |
| Nov. 10, 1906   | L               | 0-18  | A |
| Nov. 9, 1907    | L               | 4-38  | A |
| Oct. 7, 1916    | L               | 0-14  | A |
| Nov. 10, 1923   | W               | 15-0  | H |
| Nov. 8, 1924    | L               | 0-14  | A |
| Nov. 7, 1925    | W               | 14-0  | H |
| Nov. 6, 1926    | L               | 0-14  | A |
| Oct. 14, 1927   | L               | 0-6   | H |
| Nov. 17, 1928   | W               | 19-0  | A |
| Nov. 1, 1929    | W               | 12-6  | H |
| Nov. 1, 1930    | W               | 7-3   | A |
| Nov. 7, 1931    | W               | 14-13 | H |
| Oct. 8, 1932    | L               | 12-13 | A |
| Nov. 4, 1933    | L               | 7-26  | H |
| Oct. 27, 1934   | W               | 1-0   | A |
| Nov. 16, 1935   | L               | 0-7   | H |
| Oct. 16, 1936   | L               | 3-7   | A |
| Oct. 16, 1937   | T               | 0-0   | H |
| Oct. 16, 1938   | L               | 0-19  | A |
| Oct. 14, 1939   | T               | 0-0   | H |
| Oct. 29, 1940   | L               | 0-26  | H |
| Nov. 1, 1941    | L               | 0-14  | A |
| Oct. 31, 1942   | W               | 12-7  | H |
| Oct. 30, 1943   | L               | 0-26  | A |
| Nov. 4, 1944    | L               | 6-26  | A |
| Oct. 20, 1945   | L               | 7-20  | H |
| Oct. 19, 1946   | L               | 0-15  | A |
| Nov. 15, 1947   | L               | 0-26  | H |
| Nov. 13, 1948   | L               | 0-40  | A |
| Oct. 22, 1949   | W               | 19-14 | A |
| Oct. 28, 1950   | L               | 20-21 | A |
| Oct. 13, 1951   | W               | 28-7  | H |
| Oct. 18, 1952   | W               | 20-7  | H |
| Oct. 16, 1953   | W               | 20-7  | H |
| Oct. 16, 1954   | T               | 13-13 | A |
| Nov. 4, 1955    | L               | 0-1   | H |
| Nov. 3, 1956    | W               | 13-6  | A |
| Nov. 2, 1957    | W               | 11-7  | H |
| Nov. 1, 1958    | W               | 16-10 | A |
| Nov. 7, 1959    | W               | 58-0  | H |
| Nov. 5, 1960    | W               | 42-7  | H |
| Nov. 11, 1961   | W               | 12-7  | H |
| Nov. 10, 1962   | W               | 34-21 | A |
| Oct. 5, 1963    | W               | 28-14 | H |
| Nov. 7, 1964    | L               | 21-27 | A |
| Oct. 16, 1965   | W               | 28-15 | H |
| Oct. 15, 1966   | W               | 3-0   | A |
| Oct. 21, 1967   | L               | 17-21 | H |
| Oct. 19, 1968   | L               | 10-21 | A |
| Nov. 8, 1969    | W               | 55-13 | H |
| Nov. 7, 1970    | W               | 55-46 | A |
| Oct. 23, 1971   | W               | 16-14 | H |
| Oct. 21, 1972   | L               | 3-20  | A |
| Sept. 21, 1974  | L               | 20-37 | H |
| Sept. 13, 1975  | W               | 17-7  | A |
| Oct. 30, 1976   | W               | 24-14 | H |
| Oct. 29, 1977   | L               | 7-17  | A |
| Oct. 28, 1978   | W               | 26-20 | H |
| Nov. 3, 1979    | L               | 7-35  | A |
| Nov. 1, 1980    | W               | 27-0  | H |
| Sept. 5, 1981   | L               | 7-31  | A |
| Sept. 18, 1982  | W               | 29-13 | H |
| Oct. 29, 1983   | L               | 7-45  | A |
| Oct. 27, 1984   | W               | 28-14 | H |
| Sept. 7, 1985*  | L               | 6-18  | A |
| Oct. 4, 1986*   | L               | 7-17  | H |
| Oct. 3, 1987*   | W               | 31-22 | A |
| Oct. 29, 1988*  | W               | 13-10 | H |
| Oct. 28, 1989*  | L               | 6-30  | A |
| Nov. 10, 1990*  | W               | 21-7  | H |
| Oct. 26, 1991*  | W               | 22-12 | A |
| Oct. 31, 1992*  | W               | 37-9  | H |
| Oct. 2, 1993*   | W               | 17-12 | A |
| Sept. 17, 1994* | L               | 0-17  | H |
| Oct. 14, 1995*  | W               | 25-22 | A |
| Nov. 9, 1996*   | W               | 28-11 | H |
| Nov. 8, 1997*   | W               | 37-23 | A |
| Oct. 24, 1998*  | W               | 37-10 | H |
| Nov. 6, 1999*   | L               | 30-38 | A |
| Nov. 4, 2000*   | L               | 18-25 | H |
| Oct. 13, 2001*  | W               | 33-23 | A |
| Oct. 12, 2002*  | W               | 22-17 | H |
| Nov. 1, 2003*   | W               | 24-20 | A |
| Oct. 16, 2004*  | W               | 40-31 | H |
| Oct. 29, 2005*  | W               | 31-17 | A |
| Oct. 21, 2006*  | L               | 14-27 | H |
| Oct. 27, 2007*  | W               | 27-14 | A |
| Nov. 15, 2008*  | W <sup>OT</sup> | 48-45 | H |
| Nov. 7, 2009*   | L               | 7-25  | A |
| Oct. 30, 2010*  | W               | 65-38 | H |
| Nov. 5, 2011*   | L               | 7-31  | A |
| Sept. 22, 2012* | L               | 3-23  | H |
| Oct. 5, 2013*   | L               | 21-35 | A |
| Oct. 18, 2014*  | L               | 34-37 | H |

## Indiana State

WIU leads 23-15

|                 |                  |       |   |
|-----------------|------------------|-------|---|
| Nov. 11, 1967   | W                | 26-7  | A |
| Nov. 16, 1968   | L                | 10-14 | H |
| Sept. 11, 1971  | W                | 23-21 | H |
| Oct. 28, 1972   | L                | 7-41  | A |
| Oct. 27, 1973   | L                | 14-22 | A |
| Nov. 16, 1974   | W                | 32-7  | H |
| Sept. 16, 1978  | L                | 20-31 | A |
| Sept. 15, 1979  | L                | 14-17 | H |
| Nov. 17, 1984   | W                | 22-2  | H |
| Oct. 19, 1985   | L                | 24-42 | A |
| Sept. 19, 1987* | W                | 42-12 | H |
| Sept. 24, 1988* | W                | 24-21 | A |
| Nov. 11, 1989*  | L                | 7-13  | H |
| Sept. 29, 1990* | W                | 28-10 | H |
| Nov. 2, 1991*   | L                | 6-7   | A |
| Oct. 24, 1992*  | W                | 42-30 | H |
| Nov. 20, 1993*  | L                | 6-16  | A |
| Oct. 15, 1994*  | W                | 38-17 | H |
| Sept. 23, 1995* | L                | 13-30 | A |
| Oct. 5, 1996*   | L                | 7-10  | H |
| Oct. 18, 1997*  | W                | 37-3  | A |
| Nov. 7, 1998*   | W                | 26-9  | H |
| Oct. 23, 1999*  | L <sup>3OT</sup> | 36-39 | A |
| Sept. 30, 2000* | W                | 49-7  | H |
| Nov. 17, 2001*  | W                | 52-15 | A |
| Oct. 19, 2002*  | W                | 52-21 | H |
| Nov. 8, 2003*   | W                | 34-28 | A |
| Oct. 9, 2004*   | W                | 29-27 | H |
| Nov. 5, 2005*   | W                | 63-35 | A |
| Nov. 4, 2006*   | W                | 46-41 | H |
| Oct. 6, 2007*   | W                | 19-7  | A |
| Oct. 18, 2008*  | W                | 56-0  | H |
| Oct. 24, 2009*  | L                | 14-17 | A |
| Sept. 25, 2010* | W                | 40-7  | H |
| Oct. 15, 2011*  | L                | 24-46 | A |
| Oct. 20, 2012*  | L                | 7-23  | H |
| Nov. 16, 2013*  | W                | 21-14 | A |

Nov. 22, 2014\* W 34-20 H

## Indianapolis

WIU leads 1-0  
Sept. 8, 2012 W 27-17 H

## Iowa State

ISU leads 1-0  
Sept. 15, 2012 L 3-37 A

## Iowa Wesleyan

WIU leads 8-3  
Nov. 18, 1933 L 7-14 H  
Nov. 16, 1934 L 0-6 A  
Oct. 2, 1937 L 0-6 A  
Oct. 1, 1938 W 20-0 H  
Oct. 5, 1940 W 16-0 H  
1941 W 13-6 H  
Oct. 3, 1942 W 13-0 H  
Nov. 26, 1953<sup>A</sup> W 32-0 N  
Sept. 1, 1994 W 42-0 H  
Aug. 31, 1995 W 86-0 H  
Sept. 24, 2005 W 70-7 H

## Jackson State

WIU leads 1-0  
Nov. 29, 1997<sup>A</sup> W 31-24 H

## Jacksonville State

Series tied 1-1  
Nov. 5, 1994 W 42-27 H  
Nov. 11, 1995 L 27-32 A

## Kansas State

KSU leads 2-0  
Aug. 30, 1986 L 7-35 A  
Sept. 8, 1990 L 6-27 A

## Kentucky Wesleyan

WIU leads 1-0  
Sept. 16, 2006 W 58-0 H

## Lehigh

LU leads 1-0  
Nov. 25, 2000<sup>A</sup> L 7-37 H

## Liberty

WIU leads 2-0  
Oct. 31, 1987 W 24-14 H  
Oct. 22, 1988 W 36-35 A

## Louisiana State

LSU leads 1-0  
Sept. 13, 2003 L 7-35 A

## Louisiana Tech

LaTech leads 2-0  
Nov. 24, 1973<sup>A</sup> L 13-18 A  
Sept. 27, 1980 L 6-42 A

## Minnesota

UM leads 1-0  
Sept. 14, 2013 L 12-29 A

## Minnesota St.-Mankato

WIU leads 5-2  
Nov. 6, 1965 W 40-12 H  
Nov. 5, 1966 L 3-14 A  
Oct. 14, 1972 W 15-13 H  
Oct. 13, 1973 W 34-23 A  
Oct. 12, 1974 W 41-13 H  
Oct. 11, 1975 L 12-28 A  
Sept. 13, 1986 W 17-13 H

## Marshall

MU leads 2-0  
Nov. 30, 1991<sup>A</sup> L<sup>OT</sup> 17-20 A  
Sept. 20, 1997 L 7-48 A

## Massachusetts

UMass leads 1-0  
Nov. 1, 1975 L 13-16 H

## McNeese State

MSU leads 1-0  
Dec. 6, 1997<sup>A</sup> L 12-14 H

## Mississippi Valley State

WIU leads 1-0  
Sept. 11, 1999 W 77-7 H

## Missouri

MU leads 2-0  
Sept. 2, 2000 L 20-50 A  
Sept. 17, 2011 L 0-69 A

# ALL-TIME SERIES



## Missouri State

### MSU leads 17-15-1

|                 |                 |       |   |
|-----------------|-----------------|-------|---|
| Sept. 26, 1981  | W               | 19-7  | H |
| Sept. 16, 1982  | L               | 16-35 | A |
| Sept. 10, 1983  | L               | 9-21  | H |
| Sept. 8, 1984   | T               | 13-13 | A |
| Nov. 2, 1985*   | L               | 17-27 | H |
| Sept. 20, 1986* | W               | 27-10 | A |
| Sept. 26, 1987* | W               | 20-19 | H |
| Sept. 17, 1988* | W               | 35-31 | A |
| Sept. 16, 1989* | L               | 24-31 | H |
| Oct. 27, 1990*  | L               | 14-35 | A |
| Oct. 12, 1991*  | W               | 26-21 | H |
| Oct. 3, 1992*   | L               | 13-16 | A |
| Nov. 6, 1993*   | L               | 18-21 | H |
| Sept. 24, 1994* | W <sup>OT</sup> | 31-24 | A |
| Oct. 21, 1995*  | L               | 7-13  | H |
| Nov. 2, 1996*   | W               | 23-17 | A |
| Oct. 25, 1997*  | W               | 37-7  | H |
| Oct. 10, 1998*  | W               | 20-13 | A |
| Oct. 2, 1999*   | L               | 17-27 | H |
| Oct. 14, 2000*  | W               | 14-10 | A |
| Oct. 20, 2001*  | L               | 28-43 | H |
| Nov. 2, 2002*   | W               | 28-23 | A |
| Nov. 15, 2003*  | W               | 63-42 | H |
| Oct. 2, 2004*   | L               | 31-36 | A |
| Nov. 12, 2005*  | W               | 34-24 | H |
| Nov. 11, 2006*  | L               | 21-24 | A |
| Oct. 13, 2007*  | W               | 31-10 | H |
| Oct. 4, 2008*   | W               | 33-21 | A |
| Oct. 17, 2009*  | L               | 16-17 | H |
| Oct. 23, 2010*  | L               | 28-31 | A |
| Oct. 22, 2011*  | L               | 17-31 | H |
| Oct. 27, 2012*  | L               | 3-42  | A |
| Oct. 26, 2013*  | L               | 27-38 | H |

## Montana

### WIU leads 2-1

|                            |                 |       |   |
|----------------------------|-----------------|-------|---|
| Oct. 24, 1964              | L               | 0-7   | A |
| Nov. 28, 1998 <sup>^</sup> | W               | 52-9  | H |
| Nov. 29, 2003 <sup>^</sup> | W <sup>OT</sup> | 43-40 | A |

## Montana State

### MSU leads 2-0

|                |   |       |   |
|----------------|---|-------|---|
| Sept. 15, 1990 | L | 16-38 | A |
| Sept. 4, 1993  | L | 16-29 | H |

## Morehead State

### WIU leads 1-0

|               |   |      |   |
|---------------|---|------|---|
| Aug. 31, 2006 | W | 31-6 | H |
|---------------|---|------|---|

## Morgan State

### WIU leads 3-0

|               |   |       |   |
|---------------|---|-------|---|
| Nov. 9, 1991  | W | 44-6  | A |
| Nov. 7, 1992  | W | 63-13 | H |
| Oct. 28, 2000 | W | 73-17 | H |

## Murray State

### MSU leads 3-1

|                            |   |       |   |
|----------------------------|---|-------|---|
| Sept. 22, 1962             | L | 6-7   | H |
| Nov. 19, 1994              | W | 73-17 | H |
| Nov. 18, 1995              | L | 18-56 | A |
| Nov. 30, 1996 <sup>^</sup> | L | 6-34  | A |

## Nebraska

### NU leads 1-0

|               |   |       |   |
|---------------|---|-------|---|
| Sept. 4, 2004 | L | 17-56 | A |
|---------------|---|-------|---|

## Nevada-Reno

### UNR leads 1-0

|               |   |       |   |
|---------------|---|-------|---|
| Nov. 17, 1990 | L | 16-50 | A |
|---------------|---|-------|---|

## New Mexico State

### NMSU leads 1-0

|               |   |       |   |
|---------------|---|-------|---|
| Oct. 31, 1981 | L | 24-31 | A |
|---------------|---|-------|---|

## Nicholls State

### WIU leads 2-0

|                |   |       |   |
|----------------|---|-------|---|
| Sept. 18, 1999 | W | 14-13 | A |
| Sept. 23, 2000 | W | 44-3  | H |

## North Dakota

### UND leads 1-0

|               |   |      |   |
|---------------|---|------|---|
| Nov. 10, 1979 | L | 7-28 | H |
|---------------|---|------|---|

## North Dakota State

### NDSU leads 4-2

|                |   |       |   |
|----------------|---|-------|---|
| Sept. 29, 2007 | L | 28-41 | H |
| Oct. 11, 2008* | W | 27-22 | A |
| Oct. 31, 2009* | L | 7-14  | H |
| Oct. 2, 2010*  | W | 28-16 | A |
| Nov. 19, 2011* | L | 21-37 | H |
| Oct. 4, 2014*  | L | 10-17 | H |

## Northern Arizona

### NAU leads 1-0

|               |   |      |   |
|---------------|---|------|---|
| Oct. 14, 1967 | L | 0-34 | A |
|---------------|---|------|---|

## Northern Colorado

### WIU leads 2-0

|                |   |       |   |
|----------------|---|-------|---|
| Sept. 8, 2005  | W | 28-23 | H |
| Sept. 23, 2006 | W | 42-28 | A |

## Northern Illinois

### NIU leads 21-17-1

|               |   |       |   |
|---------------|---|-------|---|
| 1903          | L | 0-23  | A |
| Nov. 12, 1904 | L | 0-15  | H |
| Nov. 13, 1940 | L | 12-32 | A |
| Nov. 22, 1941 | L | 7-25  | H |
| Oct. 10, 1942 | T | 14-14 | A |
| Oct. 16, 1943 | L | 14-33 | A |
| Oct. 21, 1944 | L | 6-13  | H |
| Oct. 13, 1945 | L | 6-12  | A |
| Nov. 2, 1946  | L | 13-14 | H |
| Nov. 1, 1947  | L | 0-33  | A |
| Nov. 5, 1948  | L | 0-18  | H |
| Oct. 15, 1949 | W | 27-6  | A |
| Oct. 21, 1950 | W | 28-27 | H |
| Nov. 10, 1951 | L | 7-20  | A |
| Nov. 15, 1952 | W | 39-14 | A |
| Nov. 14, 1953 | W | 27-0  | A |
| Nov. 13, 1954 | W | 14-0  | H |
| Oct. 22, 1955 | W | 39-6  | A |
| Oct. 19, 1956 | W | 34-6  | H |
| Oct. 12, 1957 | W | 33-13 | A |
| Nov. 2, 1958  | W | 38-7  | H |
| Oct. 17, 1959 | W | 18-13 | A |

|                |   |       |   |
|----------------|---|-------|---|
| Oct. 15, 1960  | W | 30-19 | H |
| Oct. 21, 1961  | L | 22-23 | A |
| Oct. 20, 1962  | L | 0-14  | H |
| Nov. 2, 1963   | L | 22-29 | A |
| Oct. 31, 1964  | W | 20-7  | H |
| Nov. 13, 1965  | L | 13-40 | A |
| Nov. 12, 1966  | L | 6-44  | H |
| Nov. 3, 1973   | W | 30-27 | A |
| Oct. 14, 1978  | L | 20-24 | A |
| Sept. 27, 1986 | W | 10-0  | A |
| Nov. 7, 1987   | L | 14-29 | A |
| Nov. 5, 1988   | L | 6-16  | A |
| Sept. 30, 1989 | L | 27-34 | A |
| Sept. 7, 1996  | W | 17-0  | A |
| Sept. 2, 1999  | W | 27-21 | A |
| Sept. 21, 2002 | W | 29-26 | A |
| Sept. 12, 2009 | L | 7-41  | A |

## Northern Iowa

### UNI leads 30-13

|                 |                 |       |   |
|-----------------|-----------------|-------|---|
| Sept. 16, 1967  | L               | 0-12  | H |
| Sept. 14, 1968  | L               | 6-33  | A |
| Nov. 15, 1969   | W               | 23-14 | A |
| Nov. 14, 1970   | W               | 29-7  | H |
| Nov. 3, 1973    | L               | 14-20 | A |
| Sept. 14, 1974  | W               | 40-14 | H |
| Oct. 21, 1978   | W               | 21-7  | A |
| Oct. 13, 1979   | L               | 25-38 | H |
| Oct. 11, 1980   | L               | 28-35 | A |
| Oct. 10, 1981   | W               | 21-14 | H |
| Oct. 2, 1982    | L               | 9-21  | A |
| Oct. 1, 1983    | L               | 26-32 | H |
| Sept. 29, 1984  | L               | 17-30 | A |
| Oct. 5, 1985*   | L               | 14-48 | H |
| Oct. 25, 1986*  | L               | 30-32 | A |
| Oct. 24, 1987*  | L               | 7-52  | H |
| Oct. 1, 1988*   | W               | 28-27 | A |
| Oct. 7, 1989*   | L               | 10-21 | H |
| Oct. 13, 1990*  | L               | 14-50 | A |
| Nov. 16, 1991*  | L               | 17-24 | H |
| Nov. 14, 1992*  | L               | 6-37  | A |
| Oct. 23, 1993*  | W               | 25-23 | H |
| Oct. 29, 1994*  | L               | 27-36 | A |
| Sept. 30, 1995* | L               | 7-38  | H |
| Nov. 16, 1996*  | L               | 6-30  | A |
| Oct. 11, 1997*  | W <sup>OT</sup> | 29-22 | H |
| Nov. 14, 1998*  | L               | 6-10  | A |
| Nov. 13, 1999*  | W               | 46-27 | H |
| Nov. 18, 2000*  | W               | 44-41 | A |
| Oct. 13, 2001*  | L               | 14-17 | H |
| Nov. 9, 2002*   | W               | 35-12 | A |
| Oct. 25, 2003*  | L               | 30-38 | H |
| Oct. 23, 2004*  | L               | 13-36 | A |
| Oct. 1, 2005*   | L               | 24-41 | H |
| Oct. 28, 2006*  | W               | 24-13 | A |
| Oct. 20, 2007*  | L               | 3-42  | H |
| Nov. 1, 2008*   | L               | 6-30  | H |
| Nov. 14, 2009*  | L               | 0-34  | A |
| Nov. 20, 2010*  | W               | 30-14 | H |
| Sept. 24, 2011* | L               | 10-38 | A |
| Nov. 3, 2012*   | L               | 0-40  | H |
| Nov. 23, 2013*  | L               | 13-28 | A |
| Oct. 25, 2014*  | L               | 13-27 | A |

## Northern Michigan

### UNM leads 10-4-1

|                |   |       |   |
|----------------|---|-------|---|
| Oct. 23, 1960  | L | 20-34 | A |
| Sept. 22, 1973 | W | 14-10 | H |

|                |   |       |   |
|----------------|---|-------|---|
| Oct. 26, 1974  | W | 28-21 | A |
| Nov. 15, 1975  | L | 23-27 | H |
| Oct. 9, 1976   | L | 7-44  | A |
| Sept. 17, 1977 | L | 13-20 | H |
| Oct. 7, 1978   | T | 14-14 | H |
| Sept. 29, 1979 | L | 21-24 | A |
| Oct. 25, 1980  | L | 0-39  | H |
| Oct. 24, 1981  | L | 14-28 | H |
| Oct. 30, 1982  | L | 7-22  | A |
| Nov. 5, 1983   | L | 14-47 | H |
| Nov. 3, 1984   | L | 18-20 | A |
| Oct. 12, 1985  | W | 14-7  | H |
| Oct. 11, 1986  | W | 28-22 | A |

## Portland State

### PSU leads 2-0

|               |   |       |   |
|---------------|---|-------|---|
| Nov. 4, 1989  | L | 7-14  | A |
| Oct. 20, 1990 | L | 27-30 | H |

## Purdue

### PU leads 1-0

|                |   |       |   |
|----------------|---|-------|---|
| Sept. 11, 2010 | L | 21-31 | A |
|----------------|---|-------|---|

## Quincy

### WIU leads 10-2

|                |   |       |   |
|----------------|---|-------|---|
| Oct. 27, 1905  | W | 18-0  | H |
| Nov. 3, 1917   | W | 13-7  | A |
| Oct. 30, 1920  | L | 0-63  | A |
| Nov. 24, 1921  | W | 14-7  | H |
| Nov. 30, 1922  | W | 14-0  | A |
| Oct. 18, 1924  | W | 14-6  | A |
| Sept. 23, 1933 | W | 32-0  | H |
| Oct. 11, 1947  | W | 21-6  | A |
| Oct. 23, 1948  | L | 6-12  | H |
| Oct. 14, 1950  | W | 39-9  | A |
| Sept. 25, 2004 | W | 38-31 | H |
| Sept. 6, 2008  | W | 63-0  | H |
| Sept. 7, 2013  | W | 34-6  | H |

## Richmond

### UR leads 1-0

|                |   |       |   |
|----------------|---|-------|---|
| Sept. 28, 1985 | L | 20-38 | A |
|----------------|---|-------|---|

## Sam Houston State

### SHSU leads 5-4-1

|                |   |       |   |
|----------------|---|-------|---|
| Nov. 15, 1986  | L | 13-16 | H |
| Nov. 14, 1987  | L | 18-42 | A |
| Sept. 28, 1991 | T | 21-21 | H |
| Sept. 12, 1992 | L | 14-19 | A |
| Sept. 16, 2000 | W | 31-0  | H |
| Oct. 27, 2001  | L | 24-49 | A |
| Sept. 28, 2002 | W | 41-13 | H |
| Sept. 3, 2009  | W | 35-28 | A |
| Sept. 18, 2010 | W | 56-14 | H |
| Sept. 1, 2011  | L | 6-20  | A |

## Southeast Missouri St

### SEMO leads 1-0

|      |   |      |   |
|------|---|------|---|
| 1944 | L | 0-46 | A |
|------|---|------|---|



# ALL-TIME SERIES

## South Dakota

WIU leads 3-2

|                 |   |       |   |
|-----------------|---|-------|---|
| Nov. 13, 1976   | L | 7-28  | A |
| Oct. 15, 1977   | L | 16-17 | H |
| Oct. 6, 2012*   | W | 24-14 | A |
| Sept. 28, 2013* | W | 24-10 | H |
| Nov. 8, 2014*   | W | 44-29 | A |

## South Dakota State

SDSU leads 8-4

|                 |                 |       |   |
|-----------------|-----------------|-------|---|
| Sept. 11, 1976  | W               | 28-21 | A |
| Sept. 10, 1977  | L               | 6-23  | H |
| Sept. 13, 1980  | W               | 33-27 | A |
| Sept. 12, 1981  | W               | 17-13 | H |
| Aug. 30, 2007   | W <sup>OT</sup> | 29-26 | H |
| Sept. 13, 2008* | L               | 22-24 | A |
| Nov. 21, 2009*  | L               | 7-27  | H |
| Oct. 9, 2010*   | L               | 29-33 | A |
| Nov. 12, 2011*  | L               | 7-27  | H |
| Oct. 13, 2012*  | L               | 10-31 | A |
| Oct. 12, 2013*  | L               | 14-38 | H |
| Nov. 15, 2014*  | L               | 24-59 | A |

## South Florida

USF leads 1-0

|              |   |       |   |
|--------------|---|-------|---|
| Nov. 3, 2001 | L | 17-48 | A |
|--------------|---|-------|---|

## Southern Illinois

WIU leads 34-22-4

|                |   |       |   |
|----------------|---|-------|---|
| Oct. 14, 1933  | L | 0-45  | A |
| Oct. 24, 1936  | T | 7-7   | H |
| Oct. 23, 1937  | W | 17-0  | A |
| Oct. 22, 1938  | W | 19-0  | H |
| Oct. 21, 1939  | W | 20-7  | A |
| Oct. 19, 1940  | T | 6-6   | H |
| Oct. 18, 1941  | T | 6-6   | H |
| Oct. 17, 1942  | W | 26-0  | H |
| Oct. 14, 1944  | L | 6-25  | H |
| Oct. 28, 1944  | L | 0-25  | A |
| Oct. 27, 1945  | L | 6-13  | A |
| Oct. 26, 1946  | L | 7-19  | H |
| Oct. 18, 1947  | L | 0-7   | H |
| Oct. 16, 1948  | W | 13-7  | A |
| Nov. 12, 1949  | W | 35-0  | H |
| Nov. 18, 1950  | W | 25-7  | A |
| Oct. 19, 1951  | W | 54-12 | H |
| Nov. 6, 1952   | W | 38-7  | H |
| Nov. 19, 1953  | W | 47-19 | H |
| Nov. 20, 1954  | W | 19-17 | A |
| Oct. 29, 1955  | T | 13-13 | H |
| Oct. 27, 1956  | W | 21-7  | A |
| Oct. 4, 1957   | W | 23-13 | H |
| Oct. 4, 1958   | L | 31-32 | A |
| Oct. 10, 1959  | W | 33-6  | H |
| Oct. 8, 1960   | L | 12-21 | A |
| Oct. 14, 1961  | W | 22-13 | H |
| Sept. 4, 1982  | L | 7-38  | H |
| Sept. 3, 1983  | L | 6-38  | H |
| Sept. 15, 1984 | W | 34-24 | A |
| Nov. 16, 1985* | W | 14-7  | H |
| Nov. 8, 1986*  | W | 24-21 | A |
| Oct. 17, 1987* | W | 21-15 | A |
| Sept. 3, 1988* | W | 17-13 | H |
| Sept. 9, 1989* | W | 14-7  | A |
| Nov. 3, 1990*  | W | 24-22 | H |
| Oct. 19, 1991* | W | 21-20 | H |
| Oct. 10, 1992* | W | 50-42 | A |

|                 |   |       |   |
|-----------------|---|-------|---|
| Oct. 9, 1993*   | W | 14-13 | H |
| Oct. 1, 1994*   | W | 24-21 | A |
| Oct. 28, 1995*  | W | 19-7  | H |
| Oct. 19, 1996*  | W | 26-19 | A |
| Nov. 1, 1997*   | W | 31-26 | H |
| Nov. 17, 1998*  | W | 13-3  | A |
| Nov. 16, 1999*  | W | 68-27 | H |
| Oct. 7, 2000*   | W | 42-17 | A |
| Sept. 22, 2001* | W | 38-21 | H |
| Oct. 5, 2002*   | L | 52-54 | A |
| Oct. 18, 2003*  | L | 32-37 | H |
| Oct. 30, 2004*  | L | 13-66 | A |
| Oct. 8, 2005*   | L | 24-34 | H |
| Oct. 7, 2006*   | L | 24-31 | A |
| Nov. 3, 2007*   | L | 9-10  | H |
| Nov. 8, 2008*   | L | 14-44 | A |
| Oct. 3, 2009*   | L | 10-30 | H |
| Nov. 13, 2010*  | L | 10-20 | A |
| Oct. 1, 2011*   | W | 27-21 | H |
| Nov. 17, 2012*  | L | 0-35  | A |
| Nov. 2, 2013*   | L | 28-34 | H |
| Sept. 27, 2014* | L | 17-34 | A |

## Southern Utah

WIU leads 4-0

|                |   |       |   |
|----------------|---|-------|---|
| Nov. 1, 1997   | W | 45-6  | A |
| Sept. 26, 1998 | W | 31-3  | H |
| Sept. 29, 2001 | W | 27-20 | H |
| Nov. 16, 2002  | W | 38-28 | A |

## Stephen F. Austin

Series Tied 2-2

|                |   |       |   |
|----------------|---|-------|---|
| Sept. 17, 2005 | L | 36-63 | A |
| Sept. 22, 2007 | W | 34-13 | A |
| Sept. 20, 2008 | W | 34-14 | H |
| Sept. 19, 2009 | L | 30-40 | H |

## Tennessee-Martin

WIU leads 1-0

|                |   |      |   |
|----------------|---|------|---|
| Sept. 20, 2003 | W | 56-0 | H |
|----------------|---|------|---|

## Truman State

TSU leads 11-5

|                |   |       |   |
|----------------|---|-------|---|
| Nov. 23, 1906  | L | 0-8   | H |
| Nov. 15, 1907  | L | 6-11  | A |
| Nov. 18, 1922  | W | 18-12 | A |
| Sept. 26, 1952 | L | 0-19  | H |
| Sept. 25, 1953 | W | 19-13 | H |
| Sept. 21, 1963 | L | 0-22  | A |
| Sept. 19, 1964 | L | 10-14 | H |
| Sept. 18, 1965 | L | 21-34 | A |
| Sept. 17, 1966 | L | 6-16  | H |
| Sept. 19, 1970 | W | 42-25 | H |
| Sept. 18, 1971 | L | 21-35 | A |
| Oct. 4, 1980   | L | 14-17 | H |
| Oct. 3, 1981   | W | 17-7  | A |
| Sept. 25, 1982 | L | 10-27 | H |
| Nov. 10, 1984  | L | 14-19 | A |
| Sept. 6, 1997  | W | 45-18 | H |

## UNLV

UNLV leads 2-1

|                |   |       |   |
|----------------|---|-------|---|
| Sept. 9, 1972  | W | 35-28 | A |
| Oct. 8, 1977   | L | 29-59 | A |
| Sept. 21, 2013 | L | 7-38  | A |

## Valparaiso

WIU leads 2-0

|               |   |      |   |
|---------------|---|------|---|
| Sept. 2, 2010 | W | 45-0 | H |
| Aug. 28, 2014 | W | 45-6 | H |

## Western Kentucky

WKU leads 8-4

|                            |   |       |   |
|----------------------------|---|-------|---|
| Nov. 13, 1937              | L | 0-28  | A |
| Oct. 12, 1968              | L | 0-66  | H |
| Nov. 26, 1988 <sup>A</sup> | L | 32-35 | H |
| Sept. 19, 1992             | W | 31-30 | H |
| Oct. 30, 1993              | L | 9-41  | A |
| Aug. 30, 2001*             | W | 17-13 | H |
| Sept. 14, 2002*            | W | 14-0  | A |
| Dec. 6, 2002 <sup>A</sup>  | L | 28-31 | H |
| Oct. 4, 2003*              | W | 33-28 | H |
| Nov. 13, 2004*             | L | 3-45  | A |
| Oct. 22, 2005*             | L | 7-42  | H |
| Sept. 30, 2006*            | L | 35-38 | A |

## Western Michigan

WMU leads 1-0

|               |   |      |   |
|---------------|---|------|---|
| Sept. 8, 1994 | L | 7-43 | A |
|---------------|---|------|---|

## Wisconsin

UW leads 2-0

|                |   |       |   |
|----------------|---|-------|---|
| Sept. 14, 1991 | L | 13-31 | A |
| Sept. 9, 2006  | L | 10-34 | A |

## Youngstown State

YSU leads 18-12

|                 |   |       |   |
|-----------------|---|-------|---|
| Sept. 20, 1969  | W | 35-28 | H |
| Oct. 16, 1971   | W | 17-14 | A |
| Sept. 27, 1975  | W | 20-19 | H |
| Oct. 2, 1976    | W | 28-12 | H |
| Sept. 24, 1977  | L | 16-37 | A |
| Nov. 11, 1978   | L | 3-19  | H |
| Oct. 27, 1979   | L | 8-29  | A |
| Nov. 8, 1980    | L | 0-22  | H |
| Nov. 7, 1981    | L | 22-34 | A |
| Nov. 6, 1982    | L | 20-28 | H |
| Sept. 24, 1983  | L | 14-42 | A |
| Sept. 22, 1984  | W | 48-15 | H |
| Nov. 15, 1997*  | W | 21-17 | A |
| Oct. 3, 1998*   | W | 14-0  | H |
| Sept. 25, 1999* | L | 24-28 | A |
| Oct. 21, 2000*  | W | 24-10 | H |
| Sept. 15, 2001* | L | 7-41  | A |
| Oct. 26, 2002*  | W | 19-0  | H |
| Oct. 11, 2003*  | W | 54-20 | A |
| Nov. 6, 2004*   | L | 9-34  | H |
| Oct. 15, 2005*  | L | 21-23 | A |
| Oct. 14, 2006*  | L | 28-35 | H |
| Nov. 10, 2007*  | L | 24-31 | A |
| Nov. 22, 2008*  | L | 28-31 | H |
| Oct. 10, 2009*  | L | 21-31 | A |
| Oct. 16, 2010*  | W | 40-38 | H |
| Oct. 29, 2011*  | L | 14-56 | A |
| Nov. 10, 2012*  | L | 7-31  | H |
| Oct. 19, 2013*  | L | 14-24 | A |
| Oct. 11, 2014*  | W | 30-24 | A |

<sup>A</sup>NCAA Division I FCS playoff game

\*MVFC game

### • Most-played series:

96 games vs. Illinois State (WIU leads 50-43-3)

### • Most-played active series:

96 games vs. Illinois State (WIU leads 50-43-3)

### • Oldest active series:

Illinois State (1904)

### • Longest Continuous Series (active):

41 - Illinois State  
37 - UNI  
33 - Southern Illinois  
28 - Indiana State

### • Best record among active series:

34-22-4 (.600) vs. Southern Illinois

### • Most consecutive wins in a series:

18 vs. Southern Illinois (1984-2001)  
9 vs. Indiana State (2000-09)  
8 vs. Illinois State (1956-63)

# NON-CONFERENCE SERIES



## NCAA FBS GAMES

|                |                      |   |       |
|----------------|----------------------|---|-------|
| Victories      |                      |   |       |
| Nov. 7, 1986   | at Northern Illinois | W | 10-0  |
| Sept. 7, 1986  | at Northern Illinois | W | 17-0  |
| Sept. 2, 1999  | at Northern Illinois | W | 27-21 |
| Sept. 9, 2000  | at Ball State        | W | 24-14 |
| Sept. 21, 2002 | at Northern Illinois | W | 29-26 |
| Sept. 4, 2003  | at Eastern Michigan  | W | 34-12 |

|                |                      |   |       |
|----------------|----------------------|---|-------|
| All Games      |                      |   |       |
| Aug. 30, 1986  | at Kansas State      | L | 7-35  |
| Nov. 7, 1986   | at Northern Illinois | W | 10-0  |
| Sept. 9, 1987  | at Fresno State      | L | 17-20 |
| Nov. 7, 1987   | at Northern Illinois | L | 14-29 |
| Nov. 5, 1988   | at Northern Illinois | L | 6-16  |
| Sept. 30, 1989 | at Northern Illinois | L | 27-34 |
| Sept. 8, 1990  | at Kansas State      | L | 6-27  |
| Sept. 14, 1991 | at Wisconsin         | L | 13-31 |
| Sept. 18, 1993 | at Eastern Michigan  | L | 14-16 |
| Sept. 10, 1994 | at Western Michigan  | L | 7-43  |
| Sept. 9, 1995  | at Ball State        | L | 7-20  |
| Sept. 7, 1996  | at Northern Illinois | W | 17-0  |
| Sept. 20, 1997 | at Marshall          | L | 7-48  |
| Sept. 12, 1998 | at Central Michigan  | L | 14-35 |
| Sept. 2, 1999  | at Northern Illinois | W | 27-21 |
| Sept. 2, 2000  | at Missouri          | L | 20-50 |
| Sept. 9, 2000  | at Ball State        | W | 24-14 |
| Nov. 10, 2001  | at South Florida     | L | 17-48 |
| Sept. 21, 2002 | at Northern Illinois | W | 29-26 |
| Sept. 4, 2003  | at Eastern Michigan  | W | 34-12 |
| Sept. 13, 2003 | at #11 LSU           | L | 7-35  |
| Sept. 4, 2004  | at Nebraska          | L | 17-56 |
| Sept. 1, 2005  | at Toledo            | L | 14-62 |
| Sept. 9, 2006  | at Wisconsin         | L | 10-34 |
| Sept. 8, 2007  | at Illinois          | L | 0-21  |
| Aug. 30, 2008  | at Arkansas          | L | 24-28 |
| Sept. 12, 2009 | at Northern Illinois | L | 7-41  |
| Sept. 11, 2010 | at Purdue            | L | 21-31 |
| Sept. 17, 2011 | at Missouri          | L | 0-69  |
| Sept. 15, 2012 | at Iowa State        | L | 3-37  |
| Sept. 14, 2013 | at Minnesota         | L | 12-29 |
| Sept. 21, 2013 | at UNLV              | L | 7-38  |
| Sept. 6, 2014  | at #18 Wisconsin     | L | 3-37  |
| Sept. 20, 2014 | at Northwestern      | L | 7-24  |

## Atlantic-10

**Richmond**  
Sept. 28, 1985 ..... L 20-38

## Big Sky

**Montana**<sup>^</sup>  
Nov. 28, 1998 ..... W 52-9  
**at Montana**<sup>^</sup>  
Nov. 29, 2003 ..... W 43-40 (OT)  
**at Montana State**  
Sept. 15, 1990 ..... L 16-38  
**Montana State**  
Sept. 4, 1993 ..... L 16-29  
**at Nevada-Reno**  
Nov. 17, 1990 ..... L 16-50  
**at Northern Colorado**  
Sept. 23, 2006 ..... W 42-28

## Big South

**at Coastal Carolina**<sup>^</sup>  
Nov. 27, 2010 ..... W 17-10

## Great West

**Northern Colorado**  
Sept. 8, 2005 ..... W 28-23  
**South Dakota State**  
Aug. 30, 2007 ..... W 29-26 (OT)  
**North Dakota State**  
Sept. 29, 2007 ..... L 28-41

## Mid-Eastern Athletic

**at Delaware State**  
Nov. 12, 1988 ..... W 22-13  
**Delaware State**  
Sept. 23, 1989 ..... W 38-24  
Sept. 16, 1995 ..... W 41-14  
**Florida A&M**<sup>^</sup>  
Dec. 5, 1998 ..... W 24-21  
**at Hampton**  
Sept. 18, 2004 ..... L 20-40  
**Hampton**  
Aug. 29, 2013 ..... W 42-9  
**at Morgan State**  
Nov. 9, 1991 ..... W 44-6  
**Morgan State**  
Nov. 7, 1992 ..... W 63-13  
Oct. 28, 2000 ..... W 73-17

## Ohio Valley

**at Eastern Illinois**  
Oct. 12, 1996 ..... W 10-7  
**Eastern Illinois**  
Aug. 28, 1997 ..... W 41-0  
Nov. 30, 2002<sup>^</sup> ..... W 48-9  
**Murray State**  
Nov. 19, 1994 ..... W 73-17  
**at Murray State**  
Nov. 18, 1995 ..... L 18-56  
Nov. 30, 1996<sup>^</sup> ..... L 6-34  
**Tennessee-Martin**  
Sept. 20, 2003 ..... W 56-0

## Patriot

**at Colgate**<sup>^</sup>  
Dec. 6, 2003 ..... L 27-28  
**Lehigh**<sup>^</sup>  
Nov. 25, 2000 ..... L 7-37

## Pioneer

**Butler**  
Aug. 30, 2012 ..... W 23-15  
**Drake**  
Nov. 20, 1999 ..... W 24-0  
Aug. 29, 2002 ..... W 64-7  
Sept. 13, 2014 ..... W 38-13  
**Jacksonville**  
Sept. 10, 2011 ..... W 35-21  
**Morehead State**  
Aug. 31, 2006 ..... W 31-6  
**Valparaiso**  
Sept. 2, 2010 ..... W 45-0  
Aug. 28, 2014 ..... W 45-6

## Southern

**at Appalachian State**<sup>^</sup>  
Dec. 4, 2010 ..... L 14-42  
**at Georgia Southern**<sup>^</sup>  
Dec. 12, 1998 ..... L 14-42  
**at Marshall**<sup>^</sup>  
Nov. 30, 1991 ..... L 17-20

## Southland

**McNeese State**<sup>^</sup>  
Dec. 6, 1997 ..... L 12-14  
**at Nicholls State**  
Sept. 18, 1999 ..... W 14-13  
**Nicholls State**  
Sept. 23, 2000 ..... W 44-3  
**at Sam Houston State**  
Nov. 14, 1987 ..... L 18-42  
Sept. 12, 1992 ..... L 14-19  
Oct. 27, 2001 ..... L 24-49  
Sept. 3, 2009 ..... W 35-28  
Sept. 1, 2011 ..... L 6-20  
**Sam Houston State**  
Sept. 28, 1991 ..... T 21-21  
Sept. 16, 2000 ..... W 31-0  
Sept. 28, 2002 ..... W 41-13  
Sept. 18, 2010 ..... W 56-14  
**at Stephen F. Austin**  
Sept. 17, 2005 ..... L 36-63  
Sept. 22, 2007 ..... W 34-13  
Sept. 19, 2009 ..... L 30-40  
**Stephen F. Austin**  
Sept. 20, 2008 ..... W 34-14

## Southwestern Athletic

**Alcorn State**  
Sept. 14, 1996 ..... W 34-17  
**at Alcorn State**  
Sept. 13, 1997 ..... W 31-17  
**Jackson State**<sup>^</sup>  
Nov. 29, 1997 ..... W 31-24  
**Mississippi Valley State**  
Sept. 11, 1999 ..... W 77-7

## FCS Independents

**Buffalo**  
Nov. 12, 1994 ..... W 49-7  
**at Buffalo**  
Oct. 31, 1998 ..... W 41-6  
**Cal Poly**  
Oct. 26, 1996 ..... W 51-10  
**Central Florida**  
Sept. 26, 1992 ..... L 22-35  
**at Central Florida**  
Oct. 16, 1993 ..... L 17-35  
**Elon**  
Oct. 9, 1999 ..... W 20-14  
**at Hofstra**  
Sept. 21, 1996 ..... W 18-9  
**Jacksonville State**  
Nov. 11, 1995 ..... L 27-32  
**Liberty**  
Oct. 31, 1987 ..... W 24-14  
**at Liberty**  
Oct. 22, 1988 ..... W 36-35  
**at Southern Utah**  
Nov. 1, 1997 ..... W 45-6  
Nov. 16, 2002 ..... W 38-28  
**Southern Utah**  
Sept. 26, 1998 ..... W 31-3  
Sept. 29, 2001 ..... W 27-20  
**Western Kentucky**<sup>^</sup>  
Nov. 26, 1988<sup>^</sup> ..... L 32-35  
Sept. 19, 1992 ..... W 31-30  
**at Western Kentucky**  
Oct. 30, 1993 ..... L 9-41

## Non-Division I

Western Illinois has a record of 28-4 against non-Division I opponents (since 1985). The most recent loss came in 1993.



# TOP '25' POLL RESULTS

## 1987

| Poll Date      | Rank | Poll |
|----------------|------|------|
| Sept. 28, 1987 | #17  | NCAA |
| Oct. 5, 1987   | #13  | NCAA |
| Oct. 12, 1987  | #9   | NCAA |
| Oct. 19, 1987  | #16  | NCAA |
| Nov. 2, 1987   | #16  | NCAA |
| Nov. 9, 1987   | #19  | NCAA |

## 1988

| Poll Date      | Rank | Poll |
|----------------|------|------|
| Preseason      | #12  | NCAA |
| Sept. 26, 1988 | #4   | NCAA |
| Oct. 3, 1988   | #2   | NCAA |
| Oct. 10, 1988  | #2   | NCAA |
| Oct. 17, 1988  | #2   | NCAA |
| Oct. 24, 1988  | #3   | NCAA |
| Oct. 31, 1988  | #2   | NCAA |
| Nov. 7, 1988   | #4   | NCAA |
| Nov. 14, 1988  | #3   | NCAA |
| Final          | #4   | NCAA |

## 1989

| Poll Date      | Rank | Poll |
|----------------|------|------|
| Sept. 25, 1989 | #17  | NCAA |
| Oct. 2, 1989   | #15  | NCAA |

## 1991

| Poll Date     | Rank | Poll |
|---------------|------|------|
| Oct. 14, 1991 | #17  | NCAA |
| Oct. 21, 1991 | #15  | NCAA |
| Oct. 28, 1991 | #12  | NCAA |
| Nov. 4, 1991  | #16  | NCAA |
| Nov. 11, 1991 | #13  | NCAA |
| Nov. 18, 1991 | #14  | NCAA |
| Final         | #14  | NCAA |

## 1993

| Poll Date | Rank | Poll |
|-----------|------|------|
| Preseason | #24  | TSN  |

## 1994

| Poll Date | Rank | Poll |
|-----------|------|------|
| Final     | #24  | TSN  |

## 1995

| Poll Date      | Rank | Poll |
|----------------|------|------|
| Preseason      | #25  | TSN  |
| Sept. 4, 1995  | #24  | TSN  |
| Sept. 11, 1995 | #23  | TSN  |
| Sept. 18, 1995 | #23  | TSN  |

## 1996

| Poll Date      | Rank | Poll |
|----------------|------|------|
| Sept. 23, 1996 | #24  | TSN  |
| Sept. 30, 1996 | #22  | TSN  |
| Oct. 7, 1996   | #25  | TSN  |
| Oct. 14, 1996  | #17  | TSN  |
| Oct. 21, 1996  | #14  | TSN  |
| Oct. 28, 1996  | #13  | TSN  |
| Nov. 4, 1996   | #10  | TSN  |
| Nov. 11, 1996  | #8   | TSN  |
| Nov. 18, 1996  | #10  | TSN  |
| Nov. 25, 1996  | #10  | TSN  |
| Final          | #13  | TSN  |

## 1997

| Poll Date      | Rank | Poll |
|----------------|------|------|
| Preseason      | #8   | ESPN |
| Sept. 2, 1997  | #5   | TSN  |
| Sept. 8, 1997  | #5   | TSN  |
| Sept. 15, 1997 | #4   | TSN  |
| Sept. 22, 1997 | #8   | TSN  |
| Sept. 29, 1997 | #8   | TSN  |
| Oct. 6, 1997   | #5   | TSN  |
| Oct. 13, 1997  | #5   | TSN  |
| Oct. 20, 1997  | #3   | TSN  |
| Oct. 27, 1997  | #2   | TSN  |
| Nov. 3, 1997   | #2   | TSN  |
| Nov. 10, 1997  | #2   | TSN  |
| Nov. 17, 1997  | #2   | TSN  |
| Nov. 24, 1997  | #2   | TSN  |
| Final          | #6   | TSN  |

## 1998

| Poll Date      | Rank | Poll |
|----------------|------|------|
| Preseason      | #13  | TSN  |
| Sept. 7, 1998  | #11  | TSN  |
| Sept. 14, 1998 | #17  | TSN  |
| Sept. 21, 1998 | #14  | TSN  |
| Sept. 28, 1998 | #11  | TSN  |
| Oct. 5, 1998   | #7   | TSN  |
| Oct. 12, 1998  | #5   | TSN  |
| Oct. 19, 1998  | #3   | TSN  |
| Oct. 26, 1998  | #3   | TSN  |
| Nov. 2, 1998   | #2   | TSN  |
| Nov. 9, 1998   | #2   | TSN  |
| Nov. 16, 1998  | #6   | TSN  |
| Nov. 23, 1998  | #4   | TSN  |
| Final          | #4   | TSN  |

## 1999

| Poll Date      | Rank | Poll |
|----------------|------|------|
| Preseason      | #19  | TSN  |
| Sept. 6, 1999  | #18  | TSN  |
| Sept. 13, 1999 | #14  | TSN  |
| Sept. 20, 1999 | #12  | ESPN |
| Sept. 27, 1999 | #18  | ESPN |
| Oct. 4, 1999   | #23  | ESPN |
| Oct. 11, 1999  | #20  | TSN  |
| Oct. 18, 1999  | #19  | TSN  |
| Oct. 25, 1999  | #25  | ESPN |
| Nov. 1, 1999   | #25  | TL   |

## 2000

| Poll Date      | Rank | Poll |
|----------------|------|------|
| Preseason      | #23  | TSN  |
| Sept. 4, 2000  | #25  | TSN  |
| Sept. 11, 2000 | #19  | TSN  |
| Sept. 18, 2000 | #15  | TSN  |
| Sept. 25, 2000 | #11  | ESPN |
| Oct. 2, 2000   | #11  | TSN  |
| Oct. 9, 2000   | #7   | TSN  |
| Oct. 16, 2000  | #6   | TSN  |
| Oct. 23, 2000  | #3   | TSN  |
| Oct. 30, 2000  | #3   | ESPN |
| Nov. 6, 2000   | #7   | TSN  |
| Nov. 13, 2000  | #6   | TSN  |
| Nov. 20, 2000  | #6   | TSN  |
| Final          | #11  | ESPN |

## 2001

| Poll Date      | Rank             | Poll |
|----------------|------------------|------|
| Preseason      | #13              | TSN  |
| Sept. 3, 2001  | #7               | TSN  |
| Sept. 10, 2001 | #6               | TSN  |
| Sept. 17, 2001 | no poll released |      |
| Sept. 24, 2001 | #13              | TSN  |
| Oct. 1, 2001   | #14              | TSN  |
| Oct. 8, 2001   | #14              | TSN  |
| Oct. 15, 2001  | #12              | TSN  |
| Oct. 22, 2001  | #16              | TSN  |
| Oct. 29, 2001  | #23              | TSN  |

## 2002

| Poll Date      | Rank | Poll |
|----------------|------|------|
| Sept. 16, 2002 | #19  | ESPN |
| Sept. 23, 2002 | #12  | TSN  |
| Sept. 30, 2002 | #8   | TSN  |
| Oct. 7, 2002   | #13  | TSN  |
| Oct. 14, 2002  | #10  | TSN  |
| Oct. 21, 2002  | #8   | ESPN |
| Oct. 28, 2002  | #8   | TSN  |
| Nov. 4, 2002   | #8   | TSN  |
| Nov. 11, 2002  | #4   | ESPN |
| Nov. 18, 2002  | #3   | ESPN |
| Nov. 25, 2002  | #2   | ESPN |
| Final          | #5   | TSN  |

## 2003

| Poll Date      | Rank | Poll |
|----------------|------|------|
| Preseason      | #3   | TSN  |
| Sept. 1, 2003  | #4   | TSN  |
| Sept. 8, 2003  | #1   | TSN  |
| Sept. 15, 2003 | #2   | TSN  |
| Sept. 22, 2003 | #2   | TSN  |
| Sept. 29, 2003 | #2   | TSN  |
| Oct. 6, 2003   | #2   | TSN  |
| Oct. 13, 2003  | #2   | TSN  |
| Oct. 20, 2003  | #7   | TSN  |
| Oct. 27, 2003  | #12  | ESPN |
| Nov. 3, 2003   | #10  | ESPN |
| Nov. 10, 2003  | #9   | TSN  |
| Nov. 17, 2003  | #9   | ESPN |
| Nov. 25, 2003  | #10  | TSN  |
| Final          | #5   | ESPN |

## 2004

| Poll Date      | Rank | Poll |
|----------------|------|------|
| Preseason      | #12  | TSN  |
| Sept. 6, 2004  | #16  | TSN  |
| Sept. 13, 2004 | #15  | ESPN |

## 2006

| Poll Date      | Rank | Poll |
|----------------|------|------|
| Sept. 25, 2006 | #21  | TSN  |

## 2007

| Poll Date      | Rank | Poll |
|----------------|------|------|
| Sept. 3, 2007  | #23  | FCS  |
| Sept. 10, 2007 | #21  | TSN  |
| Sept. 17, 2007 | #19  | TSN  |
| Sept. 24, 2007 | #17  | TSN  |
| Oct. 1, 2007   | #22  | TSN  |
| Oct. 8, 2007   | #19  | TSN  |
| Oct. 15, 2007  | #17  | TSN  |
| Oct. 22, 2007  | #24  | TSN  |
| Oct. 29, 2007  | #19  | TSN  |
| Nov. 5, 2007   | #23  | TSN  |

## 2008

| Poll Date      | Rank | Poll |
|----------------|------|------|
| Preseason      | #22  | FCS  |
| Sept. 1, 2008  | #17  | FCS  |
| Sept. 8, 2008  | #15  | TSN  |
| Sept. 15, 2008 | #20  | FCS  |
| Sept. 22, 2008 | #21  | FCS  |
| Sept. 29, 2008 | #21  | TSN  |
| Oct. 6, 2008   | #17  | TSN  |
| Oct. 13, 2008  | #15  | TSN  |
| Oct. 20, 2008  | #12  | TSN  |
| Oct. 27, 2008  | #12  | TSN  |
| Nov. 3, 2008   | #17  | TSN  |
| Nov. 10, 2008  | #25  | TSN  |
| Nov. 17, 2008  | #23  | TSN  |

## 2010

| Poll Date     | Rank | Poll |
|---------------|------|------|
| Oct. 4, 2010  | #20  | TSN  |
| Oct. 11, 2010 | #23  | FCS  |
| Oct. 18, 2010 | #18  | FCS  |
| Oct. 25, 2010 | #24  | FCS  |
| Nov. 1, 2010  | #21  | FCS  |
| Nov. 8, 2010  | #21  | FCS  |
| Nov. 22, 2010 | #21  | TSN  |
| Final         | #17  | TSN  |

In years when two or more polls have been utilized, the highest rank among the polls is listed. KEY: TSN (The Sports Network), ESPN (ESPN/USA Today Coaches Poll), TL (Teamlink.com), FCS (FCS Coaches' Poll)

## Top 25 Poll Facts

- Highest Ranking  
Overall: No. 1 (9/8/03)
- Highest Preseason Rank  
Overall: No. 3 by TSN (2003)
- Consecutive Weeks Ranked  
Overall: 44 (9/23/96 - 11/1/99)
- Largest Climb in One Week  
Overall: 8 slots (#25-17)  
10/7 - 10/14/96
- Weeks in Top 10\*  
Overall: 65
- Consecutive Weeks in Top 10\*  
Overall: 17 (11/4/96 - 11/24/97)
- Weeks in Top Five\*  
Overall: 39
- Consecutive Weeks in Top Five\*  
Overall: 10 (11/11/02 - 10/13/03)
- Record vs. Ranked  
Overall: 35-66-1
- Most Games in a Season vs. Ranked Team:  
8 during 2014 (includes 1 FBS team)
- Win vs. Highest Ranked Team  
Overall: #1 Youngstown State  
14-0 (10/3/98)

\*Does not include preseason or final polls

# NATIONAL-RANKING GAMES



## Number 1 Ranked Leathernecks

Western Illinois reached the nation's No. 1 ranking for the first time in school history on Sept. 8, 2003 (Sports Network and ESPN polls). The Leathernecks held the position for one week, but were knocked down to No. 2 after a 35-7 loss to eventual I-A national champion LSU.

Games as the nation's No. 1 team:

9-13-03 at #11 LSU L 35-7

Games against the nation's No. 1 team:

9-28-85 at #1 Richmond L 20-38  
 10-3-98 #1 Youngstown State W 14-0  
 12-12-98 at #1 Georgia Southern L 14-42  
 10-30-04 at #1 Southern Illinois L 13-66  
 10-22-05 #1 Western Kentucky L 7-42  
 10-20-07 #1 Northern Iowa L 3-42  
 10-4-14 #1 North Dakota State L 10-17

## Final Polls

Five times the Leathernecks have been ranked among the nation's top five teams in the final polls, including 2002 when they opened the season at No. 40.

| Year | Pre/Final | Weeks Highest  | In Ranked | In Top 10 | Top 5 |
|------|-----------|----------------|-----------|-----------|-------|
| 1987 | NR/NR     | 9 (1 week)     | 6         | 1         | 0     |
| 1988 | 12/4      | 2 (4 weeks)    | 8         | 8         | 8     |
| 1989 | NR/NR     | 15 (1 week)    | 2         | 0         | 0     |
| 1990 | NR/NR     | NR             | NR        | NR        | NR    |
| 1991 | NR/14     | 12 (1 week)    | 6         | 0         | 0     |
| 1992 | NR/NR     | NR             | NR        | NR        | NR    |
| 1993 | 24/NR     | NR             | NR        | NR        | NR    |
| 1994 | NR/24     | NR             | NR        | NR        | NR    |
| 1995 | 25/NR     | 23 (2 weeks)   | 3         | 0         | 0     |
| 1996 | NR/13     | 8 (1 week)     | 10        | 4         | 0     |
| 1997 | 8/6       | 2 (5 weeks)    | 12        | 12        | 10    |
| 1998 | 13/4      | 2 (2 weeks)    | 12        | 8         | 6     |
| 1999 | 19/NR     | 12 (1 week)    | 9         | 0         | 0     |
| 2000 | 23/11     | 3 (2 weeks)    | 12        | 7         | 2     |
| 2001 | 13/NR     | 6 (1 week)     | 8         | 2         | 0     |
| 2002 | NR/5      | 2 (1 week)     | 11        | 7         | 3     |
| 2003 | 3/5       | 1 (1 week)     | 13        | 12        | 7     |
| 2004 | 12/NR     | 12 (preseason) | 2         | 0         | 0     |
| 2005 | NR/NR     | NR             | 0         | 0         | 0     |
| 2006 | NR/NR     | 21 (1 week)    | 1         | 0         | 0     |
| 2007 | RV/RV     | 17 (2 weeks)   | 10        | 0         | 0     |
| 2008 | 22/RV     | 12 (2 weeks)   | 12        | 0         | 0     |
| 2009 | RV/NR     | NR             | 0         | 0         | 0     |
| 2010 | NR/17     | 17 (1 week)    | 8         | 0         | 0     |
| 2011 | NR/NR     | NR             | 0         | 0         | 0     |
| 2012 | NR/NR     | NR             | 0         | 0         | 0     |
| 2013 | NR/NR     | NR             | 0         | 0         | 0     |
| 2014 | NR/NR     | NR             | 0         | 0         | 0     |

## Games vs. Ranked Opponents

| Date     | Opponent                  | WLU Rank | W/L | Score |
|----------|---------------------------|----------|-----|-------|
| 9-28-85  | at #1 Richmond            |          | L   | 20-38 |
| 10-5-85  | #5 Northern Iowa*         |          | L   | 14-48 |
| 10-18-86 | #9 Eastern Illinois*      |          | L   | 30-31 |
| 11-8-86  | at #16 Southern Illinois* |          | W   | 24-21 |
| 11-15-86 | #15 Sam Houston State     |          | L   | 13-16 |
| 10-24-87 | #12 Northern Iowa*        | 16       | L   | 7-52  |
| 11-14-87 | at #20 Sam Houston State  | 19       | L   | 18-42 |
| 11-26-88 | #12 Western Kentucky^     | 4        | L   | 32-35 |
| 9-16-89  | #10 Missouri State*       |          | L   | 24-31 |
| 10-21-89 | at #19 Eastern Illinois*  |          | L   | 5-31  |
| 10-13-90 | at #13 Northern Iowa*     |          | L   | 14-50 |
| 10-27-90 | at #2 Missouri State*     |          | L   | 14-35 |
| 11-17-90 | at #7 Nevada-Reno         |          | L   | 15-50 |
| 9-28-91  | #11 Sam Houston State     |          | T   | 21-21 |
| 10-12-91 | #15 Missouri State*       |          | W   | 26-21 |
| 11-16-91 | #4 Northern Iowa*         | 13       | L   | 17-24 |
| 11-30-91 | at #8 Marshall^           | 14       | L   | 17-20 |
| 10-3-92  | at #17 Missouri State*    |          | L   | 13-16 |
| 11-14-92 | at #4 Northern Iowa*      |          | L   | 6-37  |
| 10-2-93  | at #20 Illinois State*    |          | W   | 37-27 |
| 10-16-93 | at #11 Central Florida    |          | L   | 17-35 |
| 10-23-93 | #9 Northern Iowa*         |          | W   | 25-23 |
| 10-29-94 | at #7 Northern Iowa*      |          | L   | 27-36 |
| 9-30-95  | #22 Northern Iowa*        |          | L   | 7-38  |
| 11-4-95  | at #15 Eastern Illinois*  |          | L   | 17-20 |
| 11-18-95 | at #4 Murray State        |          | L   | 18-56 |
| 9-14-96  | at #14 Hofstra            |          | W   | 18-9  |
| 10-12-96 | at #7 Eastern Illinois    | 25       | W   | 10-7  |
| 11-2-96  | at #7 Missouri State*     | 13       | W   | 23-17 |
| 11-16-96 | at #3 Northern Iowa*      | 8        | L   | 6-30  |
| 11-23-96 | at #4 Murray State        | 10       | L   | 6-34  |
| 8-28-97  | #6 Eastern Illinois       | 8        | W   | 41-0  |
| 10-11-97 | #17 Northern Iowa*        | 5        | W   | 29-22 |
| 11-22-97 | at #4 Youngstown State*   | 2        | W   | 24-21 |
| 11-29-97 | #13 Jackson State^        | 2        | W   | 31-24 |
| 12-6-97  | #6 McNeese State^         | 2        | L   | 12-14 |
| 10-3-98  | #1 Youngstown State*      | 11       | W   | 14-0  |
| 10-24-98 | #18 Illinois State*       | 3        | W   | 37-10 |
| 11-28-98 | #14 Montana^              | 4        | W   | 52-9  |
| 12-5-98  | #2 Florida A&M^           | 4        | W   | 24-21 |
| 12-12-98 | at #1 Georgia Southern^   | 4        | L   | 14-42 |
| 9-25-99  | at #15 Youngstown State*  | 12       | L   | 24-28 |
| 10-9-99  | #22 Elon College          | 23       | W   | 20-14 |
| 11-6-99  | at #10 Illinois State*    | 25       | L   | 30-38 |
| 11-13-99 | #11 Northern Iowa*        |          | W   | 46-27 |
| 9-16-00  | #20 Sam Houston State     | 19       | W   | 31-0  |
| 10-21-00 | #2 Youngstown State*      | 6        | W   | 24-10 |
| 11-18-00 | at #18 Northern Iowa*     | 6        | W   | 44-41 |
| 11-25-00 | #8 Lehigh^                | 6        | L   | 7-37  |
| 8-30-01  | #3 Western Kentucky*      | 13       | W   | 17-13 |
| 9-22-01  | at #3 Youngstown State*   | 6        | L   | 7-41  |
| 10-20-01 | #14 Northern Iowa*        | 12       | L   | 14-17 |
| 11-3-01  | at #19 Sam Houston State  | 23       | L   | 24-49 |
| 9-14-02  | at #14 Western Kentucky*  |          | W   | 14-0  |
| 10-26-02 | #23 Youngstown State*     | 9        | W   | 19-0  |
| 11-30-02 | #6 Eastern Illinois^      | 2        | W   | 48-9  |
| 12-6-02  | #15 Western Kentucky^     | 2        | L   | 28-31 |
| 10-4-03  | #5 Western Kentucky*      | 2        | W   | 33-28 |
| 10-18-03 | #7 Southern Illinois*     | 2        | L   | 32-37 |
| 10-25-03 | #9 Northern Iowa*         | 7        | L   | 30-38 |
| 11-29-03 | at #11 Montana^           | 10       | W   | 43-40 |
| 12-6-03  | at #6 Colgate^            | 9        | L   | 27-28 |
| 10-30-04 | at #1 Southern Illinois*  |          | L   | 13-66 |
| 11-13-04 | at #5 Western Kentucky*   |          | L   | 3-45  |

|          |                            |    |   |       |
|----------|----------------------------|----|---|-------|
| 10-1-05  | #8 Northern Iowa*          |    | L | 24-41 |
| 10-8-05  | #2 Southern Illinois*      |    | L | 24-34 |
| 10-15-05 | at #18 Youngstown State*   |    | L | 21-23 |
| 10-22-05 | #1 Western Kentucky*       |    | L | 7-42  |
| 10-29-05 | at #18 Illinois State*     |    | W | 31-17 |
| 10-7-06  | at #9 Southern Illinois*   |    | L | 24-31 |
| 10-14-06 | #6 Youngstown State*       |    | L | 28-35 |
| 10-21-06 | #3 Illinois State*         |    | L | 14-27 |
| 10-28-06 | at #7 Northern Iowa*       |    | W | 24-13 |
| 8-30-07  | #20 South Dakota State     |    | W | 29-26 |
| 9-29-07  | #4 North Dakota State      | 17 | L | 13-34 |
| 10-20-07 | #1 Northern Iowa*          | 17 | L | 3-42  |
| 11-3-07  | #6 Southern Illinois*      | 19 | L | 9-10  |
| 11-10-07 | at #21 Youngstown State*   | 23 | L | 24-31 |
| 9-13-08  | at #13 South Dakota St.*   | 15 | L | 22-24 |
| 10-11-08 | at #6 North Dakota St.*    | 17 | W | 27-22 |
| 11-1-08  | #4 Northern Iowa*          | 12 | L | 6-30  |
| 11-8-08  | at #9 Southern Illinois*   | 17 | L | 14-24 |
| 10-3-09  | #8 Southern Illinois*      |    | L | 10-30 |
| 11-14-09 | at #11 Northern Iowa*      |    | L | 0-34  |
| 11-21-09 | #12 South Dakota State*    |    | L | 7-27  |
| 9-25-10  | at #13 North Dakota State* |    | W | 28-16 |
| 11-20-10 | #12 Northern Iowa*         |    | W | 30-14 |
| 12-4-10  | at #2 Appalachian State^   | 21 | L | 14-42 |
| 9-24-11  | at #2 Northern Iowa*       |    | L | 10-38 |
| 10-1-11  | #12 Southern Illinois*     |    | W | 27-21 |
| 10-15-11 | at #21 Indiana State*      |    | L | 24-46 |
| 11-5-11  | at #17 Illinois State*     |    | L | 7-31  |
| 11-19-11 | #5 North Dakota State*     |    | L | 21-37 |
| 9-22-12  | #8 Illinois State*         |    | L | 3-23  |
| 10-13-12 | at #14 South Dakota State* |    | L | 10-31 |
| 10-12-13 | #13 South Dakota State*    |    | L | 14-38 |
| 10-19-13 | #15 Youngstown State*      |    | L | 14-24 |
| 9-27-14  | at #16 Southern Illinois*  |    | L | 17-34 |
| 10-4-14  | #1 North Dakota State*     |    | L | 10-17 |
| 10-11-14 | at #10 Youngstown State*   |    | W | 30-24 |
| 10-18-14 | #9 Illinois State*         |    | L | 34-37 |
| 10-25-14 | #23 Northern Iowa*         |    | L | 13-27 |
| 11-15-14 | at #19 South Dakota State* |    | L | 24-59 |
| 11-22-14 | #18 Indiana State          |    | W | 34-20 |

\*conference game; ^FCS playoff game

## Record vs. Ranked Teams

Overall: 35-68-1 • Conference: 24-51

Home: 21-30-1 • Road: 14-37

Upsets: 23

Shutouts: 5

Largest upset:

#11 W. Illinois def. #1 YSU, 14-0 (Oct. 3, 1998)