



2015 SCHEDULE

Date	Opponent	Result	TV
S3	#25 EASTERN ILLINOIS	W 33-5	E3
S12	at Illinois	L 0-44	BTN
S19	at #1 Coastal Carolina	L 27-34	
O3	• SOUTHERN ILLINOIS	W 37-36	E3
O10	• SOUTH DAKOTA	W 40-21	E3
O17	• at #12 UNI	W 24-19	E3
O24	• at #3 Illinois State	L 28-48	E3
O31	• #24 YOUNGSTOWN ST.	L 21-23	E3
N7	• at #5 North Dakota State	L 7-59	E3
N14	• at Indiana State (OT)	W 37-30	E3
N21	• #5 S. DAKOTA ST. (O2)	W 30-24	E3
N28	\$ at Dayton	11 am	E3

\$ NCAA FCS Playoffs

• Missouri Valley Football Conference game
All time central and subject to change
E3 - ESPN3 broadcast
BTN - Big Ten Network broadcast

INFORMATION - GAME #12

DATE/TIME	November 28 / 11 a.m.
LOCATION	Dayton, Ohio
STADIUM	Welcome Stadium
SURFACE	Artificial Turf
LIVE STATS	www.DaytonFlyers.com
LIVE VIDEO	ESPN3.com
LIVE AUDIO	www.WRMSFM.com
MOBILE DEVICE	TuneIn Radio app (WRMS)
ALL-TIME SERIES	First Meeting

RADIO (Leatherneck Sports Network)

ANNOUNCERS... Scott Kornberg, Dr. Tom Cody
Beardstown: WRMS 94.3 FM (Flagship)
Macomb: WJEQ 102.7 FM
Quincy: WPWQ 106.7 FM
Monroe City, Missouri: KWBZ 107.5 FM

TELEVISION

NETWORK..... **ESPN3**
..... Michael Reghi (PBP), Dustin Fox (analyst)
Fans can watch the game live on ESPN3 (Watch ESPN app).

MOBILE / TABLET DEVICES


Statistics are available on iPhone and Android phones, click on Live Stats link at DaytonFlyers.com. The game can be heard by downloading the TuneIn Radio app on iTunes and Google Play, then searching for WRMS radio.

SOCIAL MEDIA

In-game tweets are available by following Leatherneck Football on Twitter @WIUFootball. Fans can use the #WIUGAMEDAY or #W1U hashtag. The official NCAA hashtag is #FCSPlayoffs for all rounds save for the championship.

ATHLETIC COMMUNICATIONS

Contact: Patrick Osterman • (309) 298-1133
PR-Osterman@wiu.edu
www.GoLeathernecks.com
@WIUAthletics • @WIUFootball



DAYTON FLYERS
(10-1, RV/RV)



WESTERN ILLINOIS FIGHTING LEATHERNECKS
(6-5, RV/RV)

10

appearances all-time for WIU football in the FCS Playoffs. Western owns a 6-9 record all-time.

24

WIU was the 24th team revealed during the selection show. The reaction video recorded 146,000+ views on Facebook.

THE SERIES: Western Illinois will meet Dayton for the first time in program history... The Leathernecks are 8-0 all-time versus the Pioneer League.

THE COACHES: Western Illinois head coach **Bob Nielson** is in his third year with the Leathernecks. He owns a 15-20 record at Western and 185-79-1 in his 23rd year as a head coach... Dayton head coach Rick Chamberlin is 65-24 in his eighth year in charge of the Flyers and overall as a head coach.

THE RANKINGS: Western received 187 points in the STATS FCS poll, good for 26th place, and 26 points in the FCS Coaches poll (29th place)... Dayton received votes in both the STATS (44/30th place) and Coaches (24/30th place) poll.

LEATHERNECKS CONTINUE WITH NATION'S TOUGHEST SCHEDULE: Once again based off the NCAA rankings, Western Illinois has the nation's toughest schedule according to the NCAA Division I FCS... The Fighting Leathernecks are one of six MVFC teams among the 'Top 17' ranked... Western continues to rank first with a .674 cumulative opposition winning percentage, ahead of Elon (.632), James Madison (.604) and Furman (.603).

NIELSON AT ALL THREE NCAA LEVELS: When the Leathernecks take the field Saturday in the opening round of the FCS Playoffs, head coach Bob Nielson will complete a trifecta. He will have taken a team at the Division III, II and I FCS to the NCAA playoffs... Nielson coached Wartburg (2x) and Wisconsin-Eau Claire (1x) to the Division III postseason... Nielson won two Division II National Championships at Minnesota-Duluth, and six appearances in all... Now Western will return to the Division I FCS postseason with Nielson, his 10th appearance in 23 years.

TAYLOR AMONG ELITE SOPHOMORES: Linebacker **Brett Taylor** has currently recorded the most tackles by a sophomore (123 through 11 games) since Edgerton Hartwell in 1998 with 156 tackles... With nearly as many solo tackles (69) as the next closest in total tackles (Adam Brott, 72), Taylor continues on pace to become the first sophomore to lead the team since Kyle Glazier in 2008 (91)... **Currently 11th nationally in total tackles and 13th in solo tackles, he's one of two underclassmen to rank in the 'Top 13' in both categories.**

HEAD COACH BOB NIELSON



CAREER STATS

185 VICTORIES
23 YEARS AS HEAD COACH
2 NATIONAL CHAMPIONSHIPS
3X NATIONAL COACH OF THE YEAR
5X CONFERENCE COACH OF THE YEAR
8 CONFERENCE TITLES

December 2012-Present Head Coach, Western Illinois

- Enters 2015 season tied for 25th among NCAA active coaches career victories
- 2015 Missouri Valley Football Conference 'Coach of the Year'
- Improvement in win/loss from 2012 and then again from 2013 to 2014
- Coached 16 All-Missouri Valley Football Conference honorees
- 1 Academic All-American and NCAA Postgraduate Scholar (Jimmy Holtschlag)
- Named Chair of the NCAA Football Rules Committee

1999-2012 Head Coach/Director of Athletics, Minnesota-Duluth

- Head football coach from 1999-2003; 2008-2012
- Record at UMD: 100-26 in 10 seasons, including 11-4 record in the playoffs
- Career coaching record: 170-59-1 in 20 seasons
- 2008 NCAA Division II National Champion (15-0)
- 2010 NCAA Division II National Champion (15-0)
- Six Northern Sun Intercollegiate Conference Championships
- Six NCAA Division II Playoff appearances, streak of 5 straight at end of tenure
- 2010 Division II National Coach of the Year
- 2008 Division II National Coach of the Year
- Coached Isaac Odum, Capital One/CoSIDA Academic All-America Player of the Year
- Over final five seasons program has produced two Harlon Hill finalists (Division II National Player of the Year), four Academic All-Americans, two NCAA Postgraduate Scholars, more than 12 All-Americans, and five Northern Sun Intercollegiate Conference 'Player of the Year' awards.

1996-1998 Head Coach, Wisconsin-Eau Claire

- Record in three years: 22-11
- Produced six All-Americans, 22 All-Conference picks, and 50 Academic All-Conference honorees
- 1998 NCAA Division III Coach of the Year
- Team won 1998 Wisconsin Intercollegiate Athletic Conference title (first in 15 years)
- NCAA Division III Playoff appearance in 1998

1991-1995 Head Coach/Director of Athletics, Wartburg College

- Record in five years: 39-14
- Program made consecutive NCAA Division III Playoff appearances (1993, 1994)
- 1993 Iowa Intercollegiate Conference Coach of the Year award
- 1993 team won the Iowa Intercollegiate Conference title
- Program produced nine All-Americans, 34 All-Conference picks, four Academic All-Americans, and two NCAA Postgraduate Scholars

1989-1990 Head Coach, Ripon College

- Record in two years: 9-8-1
- 1990 team went 7-2, first winning season in eight years

EDUCATION

- 1982 - Bachelors Degree from Wartburg College (graduated with 4.0 GPA)
- 1988 - Masters Degree from University of Northern Iowa

CAREER COACHING RECORD

Western Illinois (15-20 / 3 years)

2015: 6-5 Division I FCS Playoffs
 2014: 5-7
 2013: 4-8

Minnesota-Duluth (100-26 / 10 yrs)

2012: 10-2 Division II Playoffs (0-1)
 2011: 11-3 Division II Playoffs (2-1)
 2010: 15-0 **NATIONAL CHAMPION**
 2009: 11-2 Division II Playoffs (1-1)
 2008: 15-0 **NATIONAL CHAMPION**
 2003: 8-3
 2002: 11-1 Division II Playoffs (0-1)
 2001: 9-3
 2000: 7-4
 1999: 3-8

Wisconsin-Eau Claire (22-11 / 3 yrs)

1998: 10-3 Division III Playoffs (2-1)
 1997: 7-3
 1996: 5-5

Wartburg (39-14 / 5 yrs)

1995: 9-1
 1994: 10-2 Division III Playoffs (1-1)
 1993: 9-2 Division III Playoffs (0-1)
 1992: 5-5
 1991: 6-4

Ripon (9-8-1 / 2 yrs)

1990: 7-2
 1989: 2-6-1

Career Totals: 185-79-1 23

Career NCAA Playoffs Record: 14-7

COACHES AND STAFF

BOB NIELSON.....HEAD COACH
 @WIUFootball

STEVE CRUTCHLEY..... Associate Head Coach
 @CoachCrutchleyRunning Backs

A.J. BLAZEK Run Game Coordinator
 @CoachBlaz Offensive Line

TED SCHLAFKE..... Passing Game Coordinator
 @CoachSchlafke..... Quarterbacks

PHIL OCKINGA Recruiting Coordinator
 @CoachO_WIU.....Wide Receivers

ANDREW PREVOST
 @CoachPrevost Tight Ends

TYLER YELK Co-Defensive Coordinator
 @TylerYelk Safeties

ATIBA BRADLEY..... Co-Defensive Coordinator
 @CoachBradleyWIULinebackers

BRIAN MOHNSEN.. Asst. Head Coach for Defense
 @CoachMooseWIU..... Defensive Line

MARK WATSON
 @CoachMarkWatsonCornerbacks

JASON ENOS
 @CoachEnosAssistant Defensive Line

DAVID MILKE
 @CoachMilke Director of Football Operations

Bob Nielson Named MVFC Bruce Craddock 'Coach of the Year'

ST. LOUIS, Mo. – Western Illinois head football coach Bob Nielson received the Missouri Valley Football Conference's top coaching honor as he received the Bruce Craddock 'Coach of the Year' award.

The conference's top awards were announced on Wednesday (Nov. 25) following a vote by the head coaches, sports information directors and select media. Teams were not allowed to vote for their own personnel in the final ballot.

It marks the first MVFC 'Coach of the Year' award for Nielson and fifth conference coaching award in his 23-year career. Nielson received 31 points, edging out Illinois State's Brock Spack (28), Joe Glenn of South Dakota (25) and Chris Klieman of North Dakota State (24).

Nielson, a three-time National 'Coach of the Year' at the NCAA Division II and III level, has now taken a team to the NCAA Playoffs at the Division III, II, and I FCS level.

"I am extremely honored. Receiving the Bruce Craddock 'Coach of the Year' award is a recognition of the work of our entire staff and the effort of our entire team," said Nielson.

The Leathernecks were picked to finish eighth in the MVFC preseason poll, and wound up jumping up five spots after tying for third place at 5-3. Western defeated the other two teams it finished in a tie with – at UNI and home versus South Dakota State.

The plus-5 jump was the second-biggest jump dating back to the original MVFC poll in 1986 (2010, +6 spots).

Western won its final two games of the regular season, both in overtime, to get playoff eligible at 6-5 and all while playing the nation's toughest schedule in the nation's top conference. Saturday's game will mark the program's first postseason appearance since 2010.

Nielson adds to his resume a 2015 MVFC 'Coach of the Year' award, along with three Northern Sun Intercollegiate Conference honors while at Minnesota-Duluth (2010, 2008, 2002) and one from the Iowa Intercollegiate Athletic Conference while at Wartburg (1993).

The MVFC coaching award is named after

former Leatherneck coach Bruce Craddock, who was a two-time Coach of the Year himself during his tenure from 1983-89. He passed away in 1990 after battling cancer.

Nielson becomes the fourth Leatherneck head coach to receive the award, joining: Craddock (1987, 1988), Randy Ball (1997) and Don Patterson (2000, 2002).




Brett Taylor Finishes Third in MVFC 'Defensive Player of the Year' Voting

ST. LOUIS, Mo. – Western Illinois sophomore linebacker Brett Taylor finished third in the Missouri Valley Football Conference 'Defensive Player of the Year' voting. The conference office announced the final ballot on Wednesday (Nov. 25).

Deiondre' Hall from UNI was first with 47 points followed by Nick DeLuca of North Dakota State (23) and Taylor (17).

Taylor finished second in total tackles per game and 11th in the nation at 11.2 stops per game. He also ranked 14th nationally, and second in the MVFC, with 6.1 solo tackles per game.

The sophomore middle linebacker started all 11 games this year and accounted for two touchdowns - an interception return against Eastern Illinois and fumble return versus Southern Illinois. He recovered three fumbles on the year, had 8.5 tackles for a loss, two forced fumbles and three quarterback hurries.



2015 SCHEDULE

S5	at Robert Morris	W	27-24
S19	Duquesne	W	24-13
S26	Kennesaw State	W	31-27
O3	• at Stetson	W	27-14
O10	• San Diego	W	13-12
O17	• at Valparaiso	W	44-14
O24	• Butler	W	27-24
O31	• Jacksonville	W	31-14
N7	• at Morehead State	W	20-15
N14	• Marist	W	28-21
N21	• at Drake	L	17-27
N28	^Western Illinois		11 am

WIU	STATS	DAYTON
6-5 (5-3)	Overall Record	10-1 (7-1)
25.8	Scoring Average	26.3
223	First Downs	198
394.2	Total Offense	340.6
142.9	Rushing Yards	164.0
251.3	Passing Yards	176.6
20.2	Kickoff Returns	22.0
7.7	Punt Returns	10.9
31.3	Net Punting	36.0
27:36	Time of Possession	30:18
79-182 (43%)	3rd Down Conversions	66-183 (36%)
8-20 (40%)	4th Down Conversion	11-16 (69%)
+5	Turnover Margin	+14
31.2	Points Allowed	18.6
408.8	Total Yards Allowed	359.1
191.5	Rushing Yards Allowed	134.0
217.3	Passing Yards Allowed	225.1



@DaytonFlyers
@DaytonFootball

ALL-TIME SERIES

FIRST MEETING

SCOUTING THE FLYERS: Dayton was one of the last unbeaten teams in the FCS before losing its regular season finale at Drake... The Flyers were co-champions of the Pioneer League at 7-1, 10-1 overall... UD will make its first-ever appearance in the FCS playoffs... Dayton is 1-0 versus the playoff field, a 24-13 victory over Duquesne in Week 2... Dayton ranks seventh nationally in fourth down conversion (.688), second in passes intercepted (19), third in turnover margin (1.27), second in winning percentage (.909), 16th in redzone defense (.682), 16th in scoring defense (15.4 ppg) and 16th in passing efficiency defense (105.75)... The defense also stands 10th in turnovers gained (27) and offensively is 17th with a Pioneer League-best 13 turnovers lost... William Will leads the Pioneer in field goals per game (1.55/7th) and percentage (.739/29th). His 7.5 points per game stands 33rd... Cameron Stubbs ranks fifth with 0.5 interceptions per game and 10th in passes defended (1.5)... Christian Searles also leads the Pioneer, and ranks seventh nationally, averaging 12.6 yards per punt return.

WESTERN ILLINOIS PLAYOFF HISTORY & RECORDS

ALL-TIME RESULTS

Overall: 6-9 • Home: 4-4 • Away: 2-5

Year	Rank	Opponent	W/L	Score
1988	#3	vs. #12 Western Kentucky	L	32-35
1991	#14	at #8 Marshall (OT)	L	17-20
1996	#10	at #4 Murray State	L	6-34
1997	#2	vs. #13 Jackson State	W	31-24
	#2	vs. #6 McNeese State	L	12-14
1998	#4	vs. #13 Montana	W	52-9
	#4	vs. #5 Florida A&M	W	24-21
	#4	at #1 Georgia Southern	L	14-42
2000	#7	vs. #10 Lehigh	L	7-37
2002	#2	vs. #6 Eastern Illinois	W	48-9
	#2	vs. #15 Western Kentucky	L	28-31
2003	#10	at #11 Montana (2OT)	W	43-40
	#9	at #6 Colgate	L	27-28
2010	#21	at Coastal Carolina	W	17-10
	#21	at #2 Appalachian State	L	14-42
2015	RV	at Dayton		11 am

Single-Game Records

RUSHING

Attempts	37	Aaron Stecker. Jackson State 11/29/97
Yards	244	Aaron Stecker. Jackson State 11/29/97
TDs	2	Five players

Most recently: Matt Barr at Coastal Carolina 11/27/10

PASSING

Attempts	60	Paul Singer. Western Kentucky 11/26/88
Compl.	32	Paul Singer. Western Kentucky 11/26/88
Yards	407	Paul Singer. Western Kentucky 11/26/88
TDs	3	Mark Zanders Montana 11/28/98

RECEIVING

Catches	14	Derek Swanson Western Kentucky 11/26/88
Yards	142	Stacy Coleman. Western Kentucky 12/6/02
TDs	1	17 players

KICKING

FGs	5	Justin Langan at Montana 11/29/03
Punt Avg.	51.8	Jeff Baker..... Florida A&M 12/5/98

MISCELLANEOUS

Points	18	Erik Rogers.... Florida A&M 12/5/98
All-Purp.	255	Aaron Stecker..at Georgia Southern 12/12/98
Total Off.	423	Paul Singer. Western Kentucky 11/26/88
KR Yards	99	Jamaine Blalock. Jackson State 11/29/97
PR Yards	37	Reggie Gray ..Eastern Illinois 11/30/02

Season Records

RUSHING

Attempts	74	Aaron Stecker..... 1998
Yards	382	Aaron Stecker..... 1998
Touchdowns	3	Aaron Stecker..... 1997
	3	Russ Michna.....2002

PASSING

Attempts	69	Russ Michna.....2003
Completions	42	Russ Michna.....2003
Touchdowns	6	Mark Zanders 1998
Yards	665	Russ Michna.....2003

RECEIVING

Catches	14	Derek Swanson 1988
Yards	165	Reggie Gray2003
Touchdowns	2	Erik Rogers 1998
	2	Boomer Moore.....2003

KICKING

Field Goals	7	Justin Langan2003
Punting Avg	45.6	Jeff Baker..... 1998

MISCELLANEOUS

Points	24	Erik Rogers..... 1998
All-Purpose	483	Aaron Stecker..... 1998
Total Offense	684	Russ Michna.....2003
Kick Return	147	Donnie Caldwell..... 1998
Punt Return	56	Reggie Gray2002

Career Records

RUSHING

Attempts	142	Aaron Stecker.....1997-98
Yards	718	Aaron Stecker..... 1997-98
Touchdowns	5	Aaron Stecker.....1997-98

PASSING

Attempts	119	Russ Michna.....2002-03
Completions	70	Russ Michna.....2002-03
Touchdowns	6	Mark Zanders 1998
	6	Russ Michna.....2002-03
Yards	1176	Russ Michna.....2000-03

RECEIVING

Catches	14	Derek Swanson 1988
Yards	204	Jamaine Blalock 1996-97
Touchdowns	2	Erik Rogers 1997-98
	2	Boomer Moore.....2003-06

KICKING

Field Goals	7	Justin Langan2001-04
Punting Avg.	44.1	Mike Scifres2000-03

MISCELLANEOUS

Points	36	Aaron Stecker..... 1997-98
All-Purpose	819	Aaron Stecker..... 1997-98
Total Offense	1193	Russ Michna.....2000-03
Kick Return	190	Jamaine Blalock 1996-97
Punt Return	56	Reggie Gray2001-04

MVFC STANDINGS

	MVFC		Overall	
	W	L	W	L
Through Nov. 21				
North Dakota State	7	1	9	2
Illinois State	7	1	9	2
Western Illinois	5	3	6	5
South Dakota State	5	3	8	3
UNI	5	3	7	4
South Dakota	3	5	5	6
Indiana State	3	5	5	6
Youngstown State	3	5	5	6
Southern Illinois	2	6	3	8
Missouri State	0	8	1	10



SATURDAY, NOVEMBER 21

at Western Illinois 30, South Dakota St. 24 (20T)
 at Illinois State 46, South Dakota 0
 at Indiana State 27, Youngstown State 24
 at North Dakota St. 55, Missouri State 0
 at UNI 49, Southern Illinois 21

SATURDAY, NOVEMBER 28

Western Illinois at Dayton, 11 am
 Fordham at Chattanooga, 12 pm
 The Citadel at Coastal Carolina, 1 pm
 Colgate at New Hampshire, 2:30 pm
 Southern Utah at Sam Houston State, 2 pm
 South Dakota State at Montana, 2 pm
 Eastern Illinois at UNI, 4 pm
 Duquesne at William & Mary, 2:30 pm

SATURDAY, DECEMBER 5

**Western Illinois/Dayton winner
 at Illinois State, 1 pm**

South Dakota State/Montana winner
 at North Dakota State, 2:30 pm

Eastern Illinois/UNI winner
 at Portland State, 9 pm

Western Illinois Athletics and the Department of Broadcasting will expand their coverage reach with a new collaboration that will feature live Leatherneck sporting events on ESPN3.

With the ESPN's live multi-screen sports network, all five Leatherneck home football games will be delivered on ESPN3, in addition to two volleyball matches, most men's and women's home basketball games, and select baseball and softball games during 2015-16. The new arrangement allows Leatherneck fans nationwide to log in and watch events live on ESPN3, a part of the ESPN family of networks.

Fans can watch the events online at WatchESPN.com on smartphones and tablets via the WatchESPN app or stream on televisions through connected devices. Western Illinois sporting events will now reach more than 100 million people nationally (99 million households, 21 million U.S. colleges/universities and U.S. based military personnel).

STATS FCS

NOVEMBER 22

Team	Record	Pts
1. Jacksonville State (135)	10-1	3,662
2. North Dakota State (2)	9-2	3,468
3. McNeese State (10)	10-0	3,401
4. Illinois State	9-2	3,227
5. Portland State	9-2	2,652
6. Sam Houston State	8-3	2,574
7. Chattanooga	8-3	2,445
8. James Madison	9-2	2,407
9. Charleston Southern	9-2	2,377
10. South Dakota State	8-3	2,314
Coastal Carolina	9-2	2,314
12. Richmond	8-3	2,260
13. William & Mary	8-3	1,988
14. Fordham	9-2	1,747
15. UNI	7-4	1,716
16. Montana	7-4	1,376
17. Southern Utah	8-3	1,372
18. The Citadel	8-3	1,259
19. Harvard	9-1	1,170
20. Dartmouth	9-1	751
21. Grambling State	8-2	582
22. North Carolina A&T	9-2	549
23. Eastern Washington	6-5	430
24. Eastern Illinois	7-4	340
25. Bethune Cookman	9-2	301

FCS COACHES

NOVEMBER 23

Team	Record	Pts
1. Jacksonville State (20)	10-1	547
2. McNeese State (1)	10-0	520
3. North Dakota State (1)	9-2	487
4. Illinois State	9-2	482
5. Portland State	9-2	417
6. James Madison	9-2	416
7. Charleston Southern	9-2	383
8. Chattanooga	8-3	362
9. Coastal Carolina	9-2	359
10. Sam Houston State	8-3	358
11. Richmond	8-3	323
12. South Dakota State	8-3	321
13. William & Mary	8-3	306
14. UNI	7-4	256
15. Fordham	9-2	238
16. Southern Utah	8-3	223
17. Montana	7-4	202
18. The Citadel	8-3	198
19. Harvard	9-1	129
20. North Carolina A&T	9-2	99
21. Bethune Cookman	9-2	88
22. Dartmouth	9-1	77
23. Northern Arizona	7-4	58
24. Grambling State	8-2	55
25. Eastern Illinois	7-4	46

NCAA SIMPLE RATINGS SYSTEM

NOVEMBER 22

Team	Record	SRS
1. Illinois State	9-2	1.93
2. Dartmouth	9-1	1.93
3. North Dakota State	9-2	1.90
4. Harvard	9-1	1.81
5. Jacksonville State	10-1	1.80
6. McNeese State	10-0	1.60
7. Portland State	9-2	1.59
8. James Madison	9-2	1.57
9. South Dakota State	8-3	1.56
10. William & Mary	8-3	1.44
11. Charleston Southern	9-2	1.44
12. UNI	7-4	1.35
13. Fordham	9-2	1.30
14. Chattanooga	8-3	1.24
15. Penn	7-3	1.22
16. The Citadel	8-3	1.21
17. Coastal Carolina	9-2	1.21
18. Southern Utah	8-3	1.17
19. Richmond	8-3	1.11
20. Western Illinois	6-5	1.03
21. Sam Houston State	8-3	0.91
22. Grambling State	8-2	0.87
23. Montana	7-4	0.86
24. Eastern Illinois	7-4	0.80
25. Western Carolina	7-4	0.80

TOP STATISTICAL LEADERS

RUSHING							
WIU	GP	Att	Net	APC	TD	Long	Avg
Nikko Watson	9	210	1003	4.8	13	39	111.4
Steve McShane	11	64	229	3.6	0	29	22.9

DAYTON							
GP	Att	Net	APC	TD	Long	Avg	
Tucker Yinger	11	105	652	6.2	3	55	59.3
Jack Adams	8	75	320	4.3	6	46	40.0

PASSING							
WIU	GP	Effic	Cmp-Att-Int	Pct	Yds	TD	Avg
Sean McGuire	8	117.91	51-89-3	.573	635	2	79.4

DAYTON							
GP	Effic	Cmp-Att-Int	Pct	Yds	TD	Avg	
Alex Jeske	11	120.65	181-300-7	.603	1928	10	175.3

RECEIVING						
WIU	GP	Rec	Yds	APC	TD	Long
Lance Lenoir	11	69	994	14.4	5	56
Joey Borsellino	11	54	723	13.4	4	78
Stacey Smith	11	31	366	11.8	3	53

DAYTON						
GP	Rec	Yds	APC	TD	Long	
Cory Stuart	11	48	502	10.5	2	32
Tyler Tumpance	10	48	372	7.8	3	38
Jack Euritt	11	32	444	13.9	1	42

KICKOFF RETURNS					
WIU	No.	Yards	Avg	TD	Long
Stacey Smith	23	446	19.4	0	44
Lance Lenoir	17	364	21.4	0	71

DAYTON					
No.	Yards	Avg	TD	Long	
Cameron Stubbs	23	622	27.0	0	52

PUNT RETURNS					
WIU	No.	Yards	Avg	TD	Long
Lance Lenoir	11	69	6.3	0	42

DAYTON					
No.	Yards	Avg	TD	Long	
Christian Searles	30	379	12.6	0	32

KICKING						
WIU	GP	FGM-	FGA	Pct.	Long	PAT
Nathan Knuffman	11	8-	15	.533	42	32-35

DAYTON						
GP	FGM-	FGA	Pct.	Long	PAT	
William Will	11	17-	23	.739	48	32-32

PUNTING						
WIU	No.	Yards	Avg	Long	I20	50+
Nathan Knuffman	28	1117	39.9	53	7	3

DAYTON						
No.	Yards	Avg	Long	I20	50+	
Sean Smith	66	2756	41.8	74	19	12

TACKLES							
WIU	GP	ST	AT	Total	TFL	S	INT
Brett Taylor	11	69	54	123	8.5	--	1
Adam Brott	11	47	25	72	9.0	--	--
David Griffith	11	43	25	68	3.0	1.0	2
Xavier Rowe	11	31	26	57	0.5	--	--
Aaron Diggs	10	39	15	54	3.0	--	2

DAYTON							
GP	ST	AT	Total	TFL	S	INT	
Christopher Beachler	11	53	45	98	8.0	2.0	--
Jack Crain	11	37	57	94	5.5	--	--
Ryan Schwenke	11	36	28	64	6.0	--	1
Cameron Stubbs	11	39	16	55	8.5	--	--
Christian Searles	11	38	14	52	1.0	--	4

LEATHERNECKS IN THE STATS: A look at how returning Western Illinois players ranked in the MVFC and nationally...

CATEGORY	TEAM		
	MVFC	AVG	NATIONAL
3rd Down Conversions	3	43.3	32
Opponent 3rd Down Conversions	9	41.8	86
4th Down Conversions	10	40.0	85
Opponent 4th Down Conversions	6	61.1	101
Blocked Kicks	7	1	85
Fewest Penalty Yards	7	55.8	59
First Downs Offense	4	223	47
First Downs Defense	9	245	99
Fumbles Lost	6	8	54
Fumbles Recovered	2	10	32
Kickoff Returns	6	20.3	63
Net Punting	10	31.3	111
Passing Offense	3	251.3	35
Passing Defense	7	217.3	65
Punt Returns	4	7.7	70
Redzone Offense	3	86.1	18
Redzone Defense	5	79.6	59
Rushing Offense	8	142.9	73
Rushing Defense	7	191.5	86
Scoring Offense	8	25.8	66
Scoring Defense	7	31.2	83
Team Pass Sacks	10	1.0	113
Sacks Allowed	3	1.27	27
Team Passing Efficiency	6	121.44	65
Team Passing Efficiency Defense	6	120.83	44
Team Tackles for a Loss	2	6.5	41
Time of Possession	9	27:36	103
Total Offense	5	394.2	50
Total Defense	8	408.8	83
Turnover Margin	4	0.45	31

CATEGORY	INDIVIDUAL		
	MVFC (Top 10)	AVG	NATIONAL
ALL-PURPOSE			
Lance Lenoir	4	129.7	24
Nikko Watson	7	116.56	40
COMPLETION PERCENTAGE			
Trenton Norvell	4	55.3	70
PASS COMPLETIONS			
Trenton Norvell	2	18.7	28
FIELD GOALS PERCENTAGE			
Nathan Knuffman	8	53.3	85
FUMBLE RECOVERY			
Brett Taylor	1	3	2
INTERCEPTIONS			
Timothy Smith	5	0.3	64
KICKOFF RETURNS			
Lance Lenoir	3	21.4	67
Stacey Smith	6	19.4	91
PASSING YARDS			
Trenton Norvell	2	234.4	29
PASSING EFFICIENCY			
Trenton Norvell	6	122.4	60
PASSING TOUCHDOWNS			
Trenton Norvell	6	13	48
POINTS RESPONSIBLE FOR			
Trenton Norvell	6	9.8	62
Nikko Watson	8	8.7	75
RECEIVING TOUCHDOWNS			
Lance Lenoir	8	5	73
RECEIVING YARDS PER GAME			
Lance Lenoir	3	90.4	18
Joey Borsellino	5	65.7	61
RECEPTIONS PER GAME			
Lance Lenoir	1	6.3	23
Joey Borsellino	4	4.9	56
RUSHING YARDS			
Nikko Watson	2	111.4	9
RUSHING YARDS PER CARRY			
Nikko Watson	8	4.8	85
RUSHING TOUCHDOWNS			
Nikko Watson	3	13	9
SCORING			
Nikko Watson	3	8.7	12
TOTAL OFFENSE			
Trenton Norvell	3	231.2	42
SOLO TACKLES			
Brett Taylor	2	6.1	14
TOTAL TACKLES			
Brett Taylor	2	11.2	11

WESTERN QUICK FACTS

Founded 1899
Enrollment 11,094
Nickname Fighting Leathernecks
School Colors Purple and Gold
Affiliation NCAA Division I FCS
Conference Missouri Valley Football
Stadium Hanson Field (Matrix Turf)
Capacity 16,368
University President Dr. Jack Thomas
Vice President for Student Services Dr. Gary Biller
Interim Director of Athletics Matt Tanney, J.D.
Faculty Athletics Representative Dr. Tom Cody
Associate Athletic Director Lisa Melz-Jennings
Assistant Athletic Directors
 Julie Gibbes, Michael Jones, Kelsey Laverdiere
 Patrick Osterman, Nancy Sprout

ATHLETIC COMMUNICATIONS

Director/Football SID Patrick Osterman
Osterman Cell Phone (309) 255-5642
Osterman's E-Mail pr-osterman@wiu.edu
Associate Director Kyle Bradt
Graduate Assistants Monica Jaenicke,
 Dan Wallace
Program Assistant Scott Kornberg

HISTORY

First Year 1903* (112th year of football)
All-Time Record 529-462-36 (.533)
Record at Hanson Field 233-117-7
MVFC Titles (Last) 5 (2002)
NCAA Division I Playoff Appearances 9 (2010)
Postseason Record 6-9

COACH NIELSON - MEDIA

MONDAY: Bob Nielson appears on air at 7 a.m. at Macomb Regional Media radio. His interview with Kipp Jones will air on 100.1, 102.7 & 95.9 FM.

Every Monday at 12 noon, Nielson will speak at the Downtown Athletic Club luncheon at Sports Corner @ 124.

Every Monday from 6-6:30 p.m. the Bob Nielson radio show is broadcast live at Buffalo Wild Wings in Macomb. The public is invited to attend.

THURSDAY: Coach Nielson will be on the air live with Josh Houchins on WGEM SportsCenter AM 1440 around 7:50 a.m. The WGEM SportsCenter app is available for download on iTunes and Google Play.

During the 6 p.m. newscast on WGEM-TV (Quincy), Bob Nielson and select players will be featured "On the Sidelines" with sports director Ben Marth. Fans can also see the interview online at www.WGEM.com.

SATURDAY: The Bob Nielson Show airs every Saturday morning at 11:30 am on KHQA-TV in Quincy. There will be no show on November 28th.

WHAT IS A FIGHTING LEATHERNECK?: Western Illinois holds the distinction of being the only non-military institution to officially have its nickname derived from a branch of the military service. The school began use of the Marine Corps' official nickname, "The Fighting Leathernecks," in 1927 when then-athletic director and head baseball, basketball and football coach **Ray "Rock" Hanson** was granted permission by the U.S. Navy, based on his status as a Marine hero, to use the Marine's official seal, bulldog mascot and nickname. He still remains third all-time at Western in victories with 56 in 16 years as head coach (56-60-12) from 1926-41. He posted a winning record six years and a .500 mark during another season. The 1939 team went 5-1-1 and won the Little 19 Conference championship.



NFL PIPELINE: Western Illinois continues its tradition as one of the top NCAA FCS programs with a pipeline to the NFL... Players and coaches from Leatherneck history have won 17 Super Bowl Championships.

- **Mike Wagner** won four Super Bowls with the Pittsburgh Steelers and Steel Curtain era.
- **Rodney Harrison** won a pair of Super Bowls with the New England Patriots in three appearances all-time. He now works in-studio at NBC Sports during Sunday Night Football Night.

From 1957-59, former WIU head coach **Lou Saban** had on his staff **Joe Collier** and standout WIU player **Robert 'Red' Miller**.

- Saban was the inaugural coach for the Boston Patriots, then later the Buffalo Bills. He was the 1964 AFL 'Coach of the Year'. Saban spent four years as coach of the Denver Broncos and would later come back and coach the Bills.
- Miller, a three-time MVP for the Leathernecks, would later coach the Denver Broncos in the 1977 Super Bowl and three consecutive playoff appearances.

- Collier joined Saban in Boston and was promoted to the Buffalo Bills head coach in 1966. He took the Bills to the AFL Championship game that season. He later worked as an assistant with the Denver Broncos, hired first by Saban then later Miller as defensive coordinator. He coached in three Super Bowls with the Broncos. Collier was the mastermind behind the Broncos defense known at the time as the 'Orange Crush Defense'.

- Former All-American **John Teerlinck** won two Super Bowls with the Denver Broncos as an assistant coach and another Super Bowl with the Indianapolis Colts as an assistant coach.
- WIU All-American **Bryan Cox** enters his ninth year in the NFL as an assistant coach. He is the defensive line coach for the Atlanta Falcons.
- San Diego Chargers punter **Mike Scifres** enters his 13th year as the team's punter. One of the top players in the NFL, Scifres has a net punt average of 39 yards or better in seven of the last eight years.

- Linebacker **Jason Williams** has seven years in the NFL. He started 2014 with Carolina before signing with Tampa Bay later in the season but was one of the last cuts in 2015.

- Linebacker **Jason Williams** has seven years in the NFL. He started 2014 with Carolina before signing with Tampa Bay later in the season but was one of the last cuts in 2015.

- San Diego Chargers punter **Mike Scifres** enters his 13th year as the team's punter. One of the top players in the NFL, Scifres has a net punt average of 39 yards or better in seven of the last eight years.

- Linebacker **Jason Williams** has seven years in the NFL. He started 2014 with Carolina before signing with Tampa Bay later in the season but was one of the last cuts in 2015.

WESTERN ILLINOIS has won 17 Super Bowl Championships (players/coaches)



NFL PRO BOWL

Bryan Cox - Miami Dolphins 1993, 1995, 1996
 Rodney Harrison - San Diego Chargers 1999, 2002
 Frank Winters - Green Bay Packers 1997
 Mike Wagner - Pittsburgh Steelers 1975, 1976

SUPER BOWL CHAMPS

DENVER BRONCOS
 Cyron Brown (1-0) 1998-2000

GREEN BAY PACKERS
 Frank Winters (1-1) 1992-2002
 Don Beebe (1-1) 1996-97

NEW ENGLAND PATRIOTS
 Bryan Cox (1-0) 2001
 Rodney Harrison (2-1) 2003-08

NEW YORK GIANTS
 Rich Seubert (1-0) 2001-10

PITTSBURGH STEELERS
 Mike Wagner (4-0) 1971-80

TAMPA BAY BUCCANEERS
 Aaron Stecker (1-0) 2000-03



**#7
LANCE LENOIR
JR/WR**

2nd Team Preseason
All-American

1st Team Preseason
All-MVFC

• STATS National Special Teams Player of the Week (Sept. 7)

• MVFC Special Teams Player of the Week (Sept. 7)

• 280 all-purpose yards vs. Eastern Illinois, the highest total in six years

WESTERN ILLINOIS RECORDS:

- Broke WIU single-game record with 52.5 average on kickoff returns (vs. Eastern Illinois)
- 10th-most receiving yards in a game (195 vs. Illinois St. 2014)
- 1 of 12 times with multiple 100-yard receivers in the same game (116 at Coastal Carolina, 113 Joey Borsellino)

- WIU record 75 receptions in 2014
- 3rd season receptions (69/2015)
- 6th season yards (994)
- Tied WIU record of 5 100-yard games (2014)
- Tied 5th season 100-yard games (4/2015)

- 1st all-time 100-yard receiving games (10)
- 1st all-time in receptions (183)
- 1st all-time in receiving yards (2,513)
- Tied 2nd all-time in touchdowns (19)
- 3rd consecutive games w/ catch (28)

NATIONAL RANKINGS:

- 18th receiving yards per game (90.4)
- 23rd in catches per game (6.3)
- 67th in kickoff returns (21.4)
- 73rd in receiving TDs (5)
- 24th in all-purpose yards (129.73)

NCAA ACTIVE LEADERS:

- 9th in receptions per game (5.23)
- 7th in receiving yards per game (71.8)
- 7th in receiving yards (2,513)
- 30th in all-purpose yards (3,421)

PRESEASON ALL-AMERICAN: Coming off his record-setting sophomore year, **Lance Lenoir** earned STATS FCS Second Team preseason All-America honors... Lenoir, a First Team All-MVFC pick last year, caught a WIU-record 75 passes for 1,030 yards and seven touchdowns... When he broke the 1,000-yard mark in a season, Lenoir became the only WIU underclassman to accomplish that feat.



**#14
TRENTON NORVELL
JR/QB**

CFPA National Player of the Year Midseason Watch List

WIU RECORDS:

- 12th-most passing yards in a game (370 at Coastal Carolina)
- 2nd most completions in a game (31 at Coastal Carolina)
- Tied 2nd most TD passes in a game (5 at South Dakota 2014)

- 2nd all-time in passing TDs (53)
- 2nd all-time in completions (582)
- 2nd all-time in passing yards (7,141)
- 3rd all-time in total offense (7,295)
- Tied 6th all-time QB rushing TDs (5)

NATIONAL RANKINGS:

- 28th completions per game (18.7)
- 60th passing efficiency (122.4)
- 48th passing TDs (13)
- 29th in yards per game (234.4)
- 62nd in pts responsible for per game (9.8)
- 42nd in total offense (231.2)

NCAA ACTIVE LEADERS:

- 11th in passing yards per game (216.4)
- 14th in total passing yards (7,141)
- T-32nd in total offense (221.1)
- 14th in touchdown passes (53)

WATCH NORVELL: Junior **Trenton Norvell** was listed on the Midseason Watch List for the College Football Performance Awards Player of the Year watch list... An Honorable Mention All-MVFC pick last fall, Norvell recorded consecutive 300-yard passing games (370 at Coastal Carolina, 333 versus Southern Illinois).

STREAK COMES TO AN END: **Trenton Norvell** missed the first game of his Western Illinois career, snapping a streak of 33 consecutive starts... Norvell underwent surgery for appendicitis prior to the Indiana State game.



**#41
NIKKO WATSON
SR/RB**

• College Football Performance Awards National All-Star (Oct. 5)

• College Sports Madness MVFC Offensive

Player of the Week (Oct. 5)

WESTERN ILLINOIS RECORDS:

• 5th most rushing yards in a quarter (115 vs. South Dakota State, 2nd Q, 11/12/11)

- 8th season rushing TDs (13)
- Accounted for 19th time in program history with 1,000 yards rushing in a season
- Tied 7th for fewest games to 1,000 yards (9)

- 4th all-time in attempts (603)
- 5th all-time in yards (2,651)
- 6th all-time in 100-yard games (12)
- 6th all-time in rushing TDs (22)

NATIONAL RANKINGS:

- 9th in rushing TDs (13)
- 9th in rushing yards (111.4)

NCAA ACTIVE LEADERS:

- 23rd in rushing yards (2,651)

EARNs NATIONAL ACCOLADES: **Nikko Watson** never in his career received a Player of the Week award. That changed following the Southern Illinois game... Watson's career-high 174 rushing yards and then personal-best matching two touchdowns earned him the College Sports Madness conference's Offensive Player of the Week award... He was one of five chosen nationally by the College Football Performance Awards as a National Performer of the Week.

WATSON SURPASSES 2,500: **Nikko Watson** reached a milestone only 4 other Leathernecks accomplished when he surpassed 2,500 career rushing yards... Watson's 163 yards against South Dakota State not only moved him past 2,500 in his career it also accounted for the 19th time in program history Western had a 1,000-yard rusher in a season.



**#44
BRETT TAYLOR**
SOPH/LB

- College Football Performance Awards National All-Star (Oct. 5)

- MVFC 'Defensive Player of the Week' (Oct. 4)

- MVFC 'Defensive Player of the Week' (Oct. 18)

- College Sports Madness 'MVFC Defensive Player of the Week' (Nov. 22)

WESTERN ILLINOIS RECORDS:

- Tied 3rd season defensive points scored (12)
- Tied 5th career defensive points scored
- Tied 6th season fumble recoveries (3)
- 8th career in fumble recoveries (3)

NATIONAL RANKINGS:

- 2nd in fumble recoveries (3)
- 11th in tackles per game (11.2)
- 14th in solo tackles (6.1)

MULTIPLE PLAYER OF THE WEEK HONORS FOR TAYLOR:

Brett Taylor earned his first-ever Player of the Week award when the Missouri Valley Football Conference named him 'Defensive Player of the Week' following the Southern Illinois victory. He was the lone Honorable Mention selection by STATS as 'National Defensive Player of the Week'. Taylor also was one of six chosen as a 'National All-Star' by College Sporting News. Taylor recorded a career-high 17 tackles versus Southern and returned a fumble for a touchdown... Taylor earned his second MVFC Player of the Week award following his 12-tackle (11 solos performance at UNI.

TOUCHDOWN TAYLOR:

Linebacker **Brett Taylor** recorded two firsts in the win over Eastern Illinois when the sophomore intercepted a pass and returned it 42 yards for a touchdown... It marked his first interception and first collegiate touchdown... Taylor joined the season (T-3rd) and career (T-5th) record book when he scored his second touchdown of the season following a 21-yard fumble return against Southern Illinois, giving him 12 career points scored on defense... He's one of eight Leathernecks to score multiple touchdowns on defense in their career.



**#5
AARON DIGGS**
SOPH/DB

College Football Performance Awards Defensive Back of the Year Watch List

WESTERN ILLINOIS RECORDS:

- Tied 2nd longest interception return in WIU history (95 yards at UNI, TD)

DIGGING IN:

Sophomore **Aaron Diggs** stands fifth on the team with 54 total tackles, including 39 solos... Diggs forced a fumble that was returned for a touchdown during the fourth quarter of the Southern Illinois victory... He shares the team lead with two forced fumbles... Diggs' first career interception made a big impact in the UNI game, picking off a pass and racing 95 yards for a touchdown. It tied for the second-longest interception return in program history, and currently third-longest this year in NCAA FCS. He added another interception at Illinois State, a diving catch at the 1-yard line.

CFPA WATCH LIST:

Aaron Diggs earned a spot on the College Football Performance Award 'Defensive Back Performer' watch list... Diggs is tied for second on the team with two interceptions.



**#33
NATHAN KNUFFMAN**
JR/PK

Fred Mitchell Award Watch List

- MVFC 'Special Teams Player of the Week' (Oct. 4)

- National All-Star (1 of 6 nationally) by the College Sporting News (Oct. 5)

WESTERN ILLINOIS RECORDS:

- 6th all-time in field goals (22)
- 5th all-time in extra points (98)
- 6th all-time in kick scoring (164)

NATIONAL RANKINGS:

- 85th in field goal percentage (.533)
- 69th in field goals per game (0.73)

NCAA ACTIVE LEADERS:

- T-18th in extra points (98)
- Tied 40th in field goals (22)

KNUFFMAN IN CAREER LISTING:

Junior **Nathan Knuffman** is ranked in three career 'Top 10' listings... He took sole possession for sixth in field goals (22), owns fifth place in extra points (98) and sixth place in scoring among kickers (164).

FIRST TIME PLAYER OF THE WEEK:

Nathan Knuffman picked up his first career 'Player of the Week' award following the Southern Illinois game... He was chosen as Missouri Valley Football Conference 'Special Teams Player of the Week', and one of six nationally (along with teammate Brett Taylor) named a 'National All-Star' by College Sporting News... Knuffman kicked the game-winning 20-yard field goal and converted all four extra point attempts in the come-from-behind victory.

KNUFFMAN HITS 50:

Nathan Knuffman returned to punting duties at North Dakota State and launched his first two punts of 50-plus yards this year (52 and 50 yards)... He added a season-long 53 yarder against South Dakota State.

FRED MITCHELL WATCH LIST:

Nathan Knuffman is on the watch list for the Fred Mitchell Award, honoring the one of the top placekickers among NCAA Division I FCS, II, III, NAIA and JUCO... The award celebrates on-field success and time spent volunteering.

CAREER STARTS

OFFENSE	'15	14	13	12	11	Total	Streak
Lance Lenoir, WR	11	12	12	--	--	35	35
Trenton Norvell, QB	9	12	12	--	--	33	0
Ryan Ricketts, OL	8	12	11	0	rs	32	8
Joey Borsellino, WR	11	12	4	--	--	27	23
Matt Zobrist, OL	11	12	0	rs	--	23	23
James Torgerson, OL	11	6	rs	--	--	17	17
Nikko Watson, RB	9	rs	7	0	1	17	9
Taylor Hill, TE	0	2	10	0	rs	12	0
Jacob Judd, OL	11	0	rs	--	--	11	11
Josh Baldus, OL	10	1	rs	--	--	11	2
Larry Harris, TE	5	2	1	0	rs	8	2
J'Vaughn Williams, WR	5	2	0	rs	--	7	5
Jaelon Acklin, WR	7	0	--	--	--	7	0
Adam Hoogerwerf, WR	6	0	rs	--	--	6	0
Devon Moore, RB	2	1	0	rs	--	3	0
Sean McGuire, QB	2	rs	--	--	--	2	2
Jordan Detweiler, OL	2	0	rs	--	--	2	0
Nicholas Kaltmayer, OL	1	--	--	--	--	1	0

DEFENSE	'15	14	13	12	11	Total	Streak
Gavin Ricketts, DL	11	12	1	0	--	24	23
Kris Harley, DL	11	12	--	--	--	23	23
Eddy Holtschlag, DE	11	11	1	0	rs	23	17
Brett Taylor, LB	11	3	rs	--	--	14	14
David Griffith, DB	11	2	--	--	--	13	12
Adam Brott, LB	11	0	rs	--	--	11	11
Xavier Rowe, DB	10	rs	--	--	--	10	7
Aaron Diggs, DB	9	1	--	--	--	10	0
Dallas Nichols, LB	5	1	2	--	--	8	0
Timothy Smith, DB	7	rs	--	--	--	7	1
John LaChapelle, DL	7	0	--	--	--	7	0
Myles Spearman, DB	2	3	rs	--	--	5	1
Luis Sharpe, DB	4	0	--	--	--	4	2
Pete Swenson, DL	3	rs	--	--	--	3	3
Riggs Baxter, LB	3	--	--	--	--	3	3
Brad Blumenshine, LB	3	0	--	--	--	3	0
Justin Fitzpatrick, DB	2	--	--	--	--	2	0
Colin Olson, DL	1	0	rs	--	--	1	0

SPECIAL TEAMS	'15	14	13	12	11	Total	Streak
Nathan Knuffman, P/K	11	12	12	rs	--	35	35
Luke Otto, P/K	9	0	--	--	--	9	9



THANK YOU SENIORS: Western Illinois honored 13 seniors playing their final home game at Hanson Field. They include: #8 **Luis Sharpe** (DB), #11 **Kyle Hammonds** (DB), #20 **Dwayne Phillips** (DB), #25 **Dallas Nichols** (LB), #27 **Brad Blumenshine** (LB), #39 **Larry Harris** (TE), #41 **Nikko Watson** (RB), #63 **Ryan Ricketts** (OL), #89 **Taylor Hill** (TE), #92 **Kris Harley** (DL), #96 **John LaChapelle** (DL), #98 **Gavin Ricketts** (DL), and #99 **Eddy Holtschlag** (DL).

LEATHERNECK NOTES:

- Even though Western was the final team revealed in the 2015 FCS Selection Show, going off the NCAA Simple Ratings System Western was not the last team selected... The Leathernecks are 20th in the SRS, ahead of fellow at-large participants: Montana (23rd), Eastern Illinois (24th) and New Hampshire (40th)... Automatic qualifiers Sam Houston State (21st), Dayton (26th), Colgate (34th) and Duquesne (38th) also came in below WIU.

- Western's six wins marked the first winning regular season since 2010... All six wins came against 'Top 50' ranked teams.

- The Leathernecks have played the most games this year versus FCS playoff teams than any other program. Western went 3-3 against the FCS field, defeating Eastern Illinois, UNI and South Dakota State while losing to Coastal Carolina, Illinois State and North Dakota State.

- Western was picked to finish eighth in the MVFC preseason poll and tied for third with the tie-breaker over South Dakota State and UNI... That improvement of 5 spots from the preseason poll is the second-biggest jump for the Leathernecks dating back to the inaugural preseason poll in 1986... Western was picked to finish eighth among the nine teams in 2010 and ended the year in second place, a Plus-6 improvement.

- South Dakota State ranked among the nation's best in fewest turnovers, having committed just six all year and no fumbles lost... Western forced four SDSU turnovers, three interceptions during the fourth quarter and made the Jackrabbits lose a fumble inside the WIU 10 yard line.

- The Leathernecks forced four turnovers against South Dakota State, the third time this year WIU gained 4+ turnovers in a game... Western opened the year with five against Eastern Illinois then followed that with four at Illinois.

- WIU recorded its first win during the Coach Nielson era when allowing a 100-yard rusher... Western was 0-2 this year and 0-9 in the past three seasons when an opponent ran for 100 yards. South Dakota State's Brady Mengarelli rushed for a game-high 187 yards.

- In 30 previous seasons, seven MVFC teams with three or more conference losses got into the NCAA playoffs. Two league teams, North Dakota State in 2010 and Indiana State last year, had a .500 conference record and earned a playoff berth... This year three teams earned a spot in the playoffs with three MVFC defeats.

Previous MVFC Playoff Teams with 3 MVFC Losses

- 2006 - Southern Illinois (t-4th place, 4-3 in the league)
- 2010 - North Dakota State (t-3rd, 4-4 in the league)
- 2010 - Western Illinois (2nd place, 5-3 in the league)**
- 2012 - Illinois State (t-3rd place, 5-3 in the league)
- 2013 - South Dakota State (t-2nd place, 5-3 in the league)
- 2014 - South Dakota State (4th place, 5-3 in the league)
- 2014 - Indiana State (t-5th place, 4-4 in the league)
- 2015 - Western Illinois (t-3rd place, 5-3 in the league)**
- 2015 - South Dakota State (t-3rd place, 5-3 in the league)
- 2015 - Northern Iowa (t-3rd place, 5-3 in the league)

100-YARD RECEIVING GAMES

WESTERN ILLINOIS:

Lance Lenoir (124/EIU); (116/CCU); (120/SIU); (131/ILST)

Joey Borsellino (113/CCU); (112/USD); (187/INS)

OPPONENTS:

Geronimo Allison (ILL/124); Anthony Warrum (ILST/170); Andre Stubbs (YSU/129); Jake Wieneke (SDSU/118)

100-YARD RUSHING GAMES

WESTERN ILLINOIS:

Nikko Watson (156/CCU); (174/SIU); (139/USD); (115/UNI); (153/INS); (163/SDSU)

OPPONENTS:

De'Angelo Henderson (CCU/165); Marshaun Coprich (ILST/206); Brady Mengarelli (SDSU/187)

200-YARD PASSING GAMES

WESTERN ILLINOIS:

Trenton Norvell (370/CCU); (333/SIU); (288/USD); (263/UNI); (313/ILST)

Sean McGuire (332/INS); (282/SDSU)

OPPONENTS:

Wes Lunt (ILL/316); Mark Iannotti (SIU/227); Tre Roberson (ILST/211); Matt Adam (INS/261); Zach Lujan (SDSU/246)

SPECIAL TEAMS TACKLES

No.	Name	Tackles
52	Quentin Moon	9
47	Michael Bishoff	7
11	Kyle Hammonds	6
86	Adam Hoogerwerf	6
38	David Griffith	6
23	Josh Smith	4
20	Dwayne Phillips	4
21	Devon Sanders	2
31	Luke Otto	2
3	Timothy Smith	2
44	Brett Taylor	2
53	Hunter Varga	2
8	Luis Sharpe	2
39	Larry Harris	2
32	Brock Broughton	1
99	Eddy Holtschlag	1
30	Justin Fitzpatrick	1
37	Drew Patterson	1
6	Xavier Rowe	1
33	Nathan Knuffman	1
5	Aaron Diggs	1
15	J'Vaughn Williams	1

Single-Game High: 3 - Hammonds (EIU); Bishoff (SDSU)

Blocks: Blumenshine (Punt/EIU)

• The win at Indiana State marked the first time in the past three years Western won a game when trailing after the first and third quarter. WIU was 0-15 when trailing after each quarter heading into the Indiana State game.

• The Leathernecks were just 1-4 this year (now 2-4) when committing fewer turnovers than the opposition. Western had four takeaways while committing just two miscues during the regular season finale.

• **Sean McGuire** joined his teammate **Trenton Norvell** as a freshman quarterback who won their first two starts... Then redshirt-freshman Matt Barr in 2007 won his WIU debut start, also an overtime victory just like McGuire, when the Leathernecks defeated South Dakota State in a four-OT win.

• Junior wide receiver **Joey Borsellino** has 12 catches this year of 20-plus yards. Six of those 12 catches have come during the last two games.

• **Nathan Knuffman** recorded his third punt of 50-plus yards this year, a season-best 53 yarder against South Dakota State.

• Over the past 12 games, Western has registered 28 takeaways (18 interceptions/10 fumble recoveries) and owns a +9 advantage in turnover margin. The defense scored three touchdowns this year alone, including the 95-yard interception return by **Aaron Diggs**.

• In the 35 games Western has played with Bob Nielson as head coach, the Leathernecks have forced at least one turnover in 31 of those 35 contests.

• Western gained 500-plus yards of total offense five times this season, two have come in the last two games.

• Never before had Western played consecutive games that went to overtime.

• The last time Western defeated a 'Top 5' ranked team was October 2003 versus (#5) Western Kentucky... By beating #5 South Dakota State, not only did it end that streak, it also snapped a seven-game losing streak to the Jackrabbits.

• Western accounted for 13 plays of 20-plus yards against South Dakota State, matching a season-high (Southern Illinois).

• Western ranks 32nd nationally in fumble recoveries (10), led by current second place ranked **Brett Taylor** (3)... The 24 turnovers gained this year leads the MVFC and ranks 16th nationally.

• **Brett Taylor** ended one shy of tying a Missouri Valley Football Conference record with his two fumble recoveries at Illinois. He picked up another loose ball and scored a touchdown versus Southern Illinois. Taylor ranks second in the nation with three fumble recoveries.

• **Nikko Watson** has rushed for a touchdown in eight of his nine games played... In the five WIU wins he played in Watson recorded eight TDs and five 100-yard rushing games; in the four losses he has five touchdowns but only one 100-yard game.

• Speaking of **Nikko Watson**, now that he met the national minimum of percentage of team games played, he stands ninth nationally in rushing yards per game (111.4).

• Western ends the 2015 campaign with a 4-1 record at Hanson Field.

• Western was flagged for 41 or fewer yards for the fourth straight game, following a streak of five consecutive games of 50-plus yards.

• **Eddy Holtschlag** joined an elite group of players with 40 or more games played... Holtschlag (42) joined **Gavin Ricketts** (46-of-46) and **Larry Harris** (45-of-46).

VALLEY LEADS THE NATION AGAIN: The Missouri Valley Football Conference again led the nation going 16-3 outside of league play vs. FCS competition. The three losses were: North Dakota State at Montana, SIU at Southeast Missouri and Western's loss at #1 Coastal Carolina.

ACTIVE CAREER STATISTICAL LEADERS

RUSHING YARDS

2,651 - Nikko Watson
565 - Devon Moore

CAREER 100 YARD RUSHING

12 - Nikko Watson

RUSHING TOUCHDOWNS

22 - Nikko Watson
9 - Devon Moore
5 - Trenton Norvell

PASSING YARDS

7,141 - Trenton Norvell
635 - Sean McGuire

RECEIVING YARDS

2,513 - Lance Lenoir... **WIU RECORD**
1,737 - Joey Borsellino

CAREER 100 YARD RECEIVING

10 - Lance Lenoir... **WIU RECORD**
4 - Joey Borsellino

RECEIVING TOUCHDOWNS

19 - Lance Lenoir
11 - Joey Borsellino

KICKOFF RETURNS

809 - Lance Lenoir
446 - Stacey Smith

PUNT RETURNS

82 - Lance Lenoir

ALL-PURPOSE

3,421 - Lance Lenoir
2,761 - Nikko Watson
1,736 - Joey Borsellino

TOTAL OFFENSE

7,295 - Trenton Norvell

INTERCEPTIONS

4 - Dallas Nichols
3 - David Griffith
3 - Timothy Smith

TACKLES

152 - Brett Taylor
118 - Dallas Nichols
102 - Eddy Holtschlag
99 - David Griffith
83 - Gavin Ricketts
79 - Aaron Diggs

TACKLES FOR LOSS

20.0 - Eddy Holtschlag
18.0 - Gavin Ricketts

FUMBLE RECOVERIES

3 - Brett Taylor
2 - Dallas Nichols
2 - Mick Nelson

SCORING

164 - Nathan Knuffman
132 - Nikko Watson
114 - Lance Lenoir

APPEARANCE IN THE POLLS: For the first time since the end of 2010, Western Illinois found itself back in the 'Top 25' poll on October 19. A span of 66 polls were released since the last time Western received national 'Top 25' recognition, which was following the win at UNI.

PRESEASON MVFC POLL: Playing in the toughest conference in the FCS, Western was picked to finish eighth in the Missouri Valley Football Conference preseason poll... North Dakota State was picked to win the league, tallying 32 first-place votes and 389 points. Illinois State was next with 366 points and the remaining eight first-place votes. UNI (300), Youngstown State (265) and South Dakota State (251) rounded out the top five... Indiana State (190) was sixth followed by Southern Illinois (143) and Western (139) right behind the Salukis. Missouri State (91) and South Dakota (66) rounded out the poll.

THE FINAL MVFC STANDINGS:

North Dakota State and Illinois State (T-1st)
Western Illinois, South Dakota State and UNI (T-3rd)
Indiana State, South Dakota and Youngstown State (T-6th)
Southern Illinois (9th); Missouri State (10th)
Western Illinois had the biggest jump, going up five spots. South Dakota was next going up four... The biggest drop was Youngstown State and Southern Illinois falling short two spots of the predicted finish.

ALL-TIME AT HANSON FIELD: On September 23, 1950, Hanson Field was dedicated and became the home of Leatherneck Football... In the last 65 years, Western has compiled a 233-117-7 record at home. In 51 of those years Western finished at least .500 at home, including a perfect 6-0 record in 2010... The 4-1 record this year was the best since that 2010 squad.

SEASON-OPENING SUCCESS AGAINST FCS: The Leathernecks have had great success in season-opening games against Football Championship Subdivision opponents... Western's 33-5 win over #25 Eastern Illinois marked the 11th win in the last 12 opportunities (only loss 20-6 at Sam Houston State in 2011).

2015: 33-5 vs. #25 Eastern Illinois

2014: 45-6 vs. Valparaiso

2013: 42-9 vs. Hampton

2012: 23-15 vs. Butler

2010: 45-0 vs. Valparaiso

2009: 35-28 at Sam Houston State

2007: 29-26 (4OT) win vs. #20 South Dakota State

2006: 31-6 vs. Morehead State

2002: 64-7 vs. Drake

2001: 17-13 vs. #3 Western Kentucky

1997: 41-0 vs. #6 Eastern Illinois.

Since 2000 the Leathernecks have defeated Division II Wayne State (35-3 in 2003) and lost to FBS teams Missouri (50-20 in 2000), Nebraska (56-17 in 2004), Toledo (62-14 in 2005) and Arkansas (28-24 in 2008).

HANSON FIELD TOUGH ON NON-CONFERENCE TEAMS: Playing at Hanson Field has been a tough task for non-conference teams in recent years... The Leathernecks are 32-4 against non-MVFC teams since 1999, including a current 10-game win streak following a 2-0 mark in both 2013 and 2014 then 1-0 this year.

SIX STRAIGHT HOME OPENERS: Tied in with the current win streak versus non-MVFC teams at home, Western Illinois won its sixth-straight home opening game... The Fighting Leathernecks extended the streak following the 33-5 win over Eastern Illinois... The last time Western lost its home opener was 2009 versus Stephen F. Austin (40-30).

WINS OVER TOP 25 TEAMS: Eastern Illinois entered the season-opening game at Hanson Field ranked 25th in the FCS Coaches preseason poll. Dating back to the 2014 season-finale win versus #18 Indiana State, Western recorded consecutive wins in consecutive games versus a Top 25 opponent for the first time since the first two rounds of the 1998 NCAA playoffs (52-9 vs. #14 Montana; 24-21 vs. #2 Florida A&M)... After a 7-point loss at #1 Coastal Carolina, WIU rebounded in its next 'Top 25' meeting with a 24-19 win at #12 UNI... WIU closed the regular season with a win over #5 South Dakota State, the first 'Top 5' win since 2003. The SDSU win marked the 26th upset of a ranked team or higher ranked team dating back to 1985 in WIU history.

RESULTS ON TAKEAWAYS

EASTERN ILLINOIS (5):

TAKEAWAY.....DRIVE RESULT
 Fumble (LaChapelle).....Punt
 Interception (T. Smith).....Punt
 Interception (Holtschlag).....Touchdown
 Fumble (Blumenshine).....Field Goal
 Interception (Taylor).....Touchdown*

ILLINOIS (4):

TAKEAWAY.....DRIVE RESULT
 Interception (Griffith).....Punt
 Fumble (Taylor).....Downs
 Fumble (Taylor).....Interception
 Fumble (Diggs).....Punt

COASTAL CAROLINA (1):

TAKEAWAY.....DRIVE RESULT
 Fumble (Saunders).....Missed FG

SOUTHERN ILLINOIS (2):

TAKEAWAY.....DRIVE RESULT
 Interception (Nichols).....Touchdown
 Fumble (Taylor).....Touchdown*

SOUTH DAKOTA (1):

TAKEAWAY.....DRIVE RESULT
 Fumble (Nelson).....Fumble

UNI (2):

TAKEAWAY.....DRIVE RESULT
 Interception (Diggs).....Touchdown*
 Interception (Griffith).Downs/End of Game

ILLINOIS STATE (2):

TAKEAWAY.....DRIVE RESULT
 Interception (Diggs).....Touchdown
 Interception (Nichols).....End of Game

YOUNGSTOWN STATE (2):

TAKEAWAY.....DRIVE RESULT
 Fumble (Varga).....Touchdown
 Interception (Sharpe).....Punt

NORTH DAKOTA STATE (0):

INDIANA STATE (1):

TAKEAWAY.....DRIVE RESULT
 Interception (T.Smith).....Touchdown

SOUTH DAKOTA STATE (4):

TAKEAWAY.....DRIVE RESULT
 Fumble (J.Smith).....Touchdown
 Interception (Sharpe).....Punt
 Interception (T.Smith).....Missed FG
 Interception (Spearman).....End Regulation

* Scored TD on the takeaway

LED BY UNDERCLASSMEN: The Leathernecks lost their top seven tacklers from last year and had a few holes to fill on defense along the back seven. After the regular season, Western's six of the top seven tacklers are all freshmen and sophomores, led by middle linebacker **Brett Taylor**. The sophomore recorded a game- and career-high 17 tackles versus Southern Illinois (11 solos), deflected a pass that led to an interception and returned a fumble for a touchdown in which he earned National Player of the Week honors. Taylor earned his second MVFC Player of the Week award with 12 tackles at UNI... He leads the way with 123 and enters this week ninth nationally averaging 11.2 tackles per game and 14th with 6.1 solo tackles per game... Sophomore linebacker **Adam Brott** stands second in tackles with 72 and he leads the way with 9.0 tackles for a loss... Sophomore **David Griffith** recorded three games of 10-plus tackles this year. He has 68 total tackles... Redshirt-freshman **Xavier Rowe** (57) is next followed by sophomore safety **Aaron Diggs** with 54 tackles. Diggs also recorded his second career interception in as many weeks (at UNI, at Illinois State)... Redshirt-freshman **Michael Bishoff** (44) is seventh on the team.

MORE NATIONAL RANKINGS FOR TAYLOR: Following his performance versus Southern Illinois, **Brett Taylor** jumped into the national leaderboard (2nd) with three fumble recoveries... He recovered two fumbles at Illinois (both on consecutive drives) and returned a loose ball for a 21-yard touchdown against Southern Illinois... With three recoveries, Taylor is tied for sixth on the WIU season 'Top 10', just one away from the record.

TAYLOR 10-PLUS TACKLES

- 17 - Southern Illinois (8 solo/9 assist, 2015)
- 16 - at Illinois (4 solo/12 assist, 2015)
- 15 - at North Dakota State (7 solo/8 assist, 2015)
- 13 - Youngstown State (9 solo/4 assist, 2015)
- 12 - at UNI (11 solo/1 assist, 2015)
- 11 - South Dakota State (9 solo/2 assist, 2015)
- 10 - South Dakota (6 solo/4 assist, 2015)

GRIFFITH WITH THREE DOUBLE-DIGIT GAMES: Sophomore **David Griffith** recorded his third game of 10 or more tackles - all this season - when he logged 10 total tackles at North Dakota State... He added 10 tackles at Illinois and 14 versus Southern Illinois... Griffith enters this week third on the team with 68 total tackles, second with two interceptions, and added 3.0 tackles for a loss.

BROTT SETS CAREER-HIGH AGAIN: For the third time this season, sophomore linebacker **Adam Brott** set a personal-high for tackles in a game. He had eight at Illinois then reached double-digits for the first time in his career with 10 against South Dakota... Brott set a new standard with his 14 stops (11 solos) versus Youngstown State... Brott stands second on the team with 72 total tackles.

BREAKING UP THE OPPOSING QB: For the second time this year, Western's defense recorded 10 pass break-ups in a game... The unit recorded 10 to start the year against Eastern Illinois, and matched that season-high total with 10 PBU at UNI... **Xavier Rowe** led the defense at UNI with four, including one in the endzone.

TWO SURPASS 30 CONSECUTIVE: Two Leathernecks reached their 35th consecutive start - every game of their Leatherneck career - to open the South Dakota State game... Wide receiver **Lance Lenoir** and kicker **Nathan Knuffman** have been a mainstay in the starting lineup the past 35 games... Junior quarterback **Trenton Norvell** had 33 consecutive starts before missing the ISU game... Fellow junior wide receiver **Joey Borsellino** has played in all 35 games with 27 starts.

RECORD BREAKDOWN

	2015 ... Nielson	
Home	4-1	10-7
Away	2-4	5-13
Non-Conference FCS	1-1	4-1
vs. FBS teams	0-1	0-5
MVFC	5-3	10-14
at Home	3-1	5-7
on the Road	2-2	5-7
Day	5-4	11-16
Night	1-1	4-4
vs. Top 25 FCS	3-4	5-11
vs. Unranked Division I FCS	3-0	9-4
Scoring First	5-0	13-3
Opponent Scores First	1-5	2-17
Scoring 20-Plus Points	6-3	15-7
Opponents Scoring 20-Under	2-0	9-1
Games decided 3 points or less	1-1	1-2
Games decided 8 points or less	4-2	6-5
Games decided 14 pts or more	2-3	8-13
Games decided 28 pts or more	1-2	4-5
Leading after 1st Quarter	5-0	13-2
Trailing after 1st Quarter	1-5	1-15
Tied after 1st Quarter	0-0	1-3
Leading at Halftime	3-0	10-2
Trailing at Halftime	3-4	4-16
Tied at Halftime	0-1	1-2
Leading after 3rd Quarter	4-1	13-3
Trailing after 3rd Quarter	1-4	1-15
Tied after 3rd Quarter	1-0	1-2
Overtime	2-0	2-0
Having a 100-yard rusher	5-1	13-7
Allowing a 100-yard rusher	1-2	1-9
Having a 100-yard receiver	4-1	5-8
Allowing a 100-yard receiver	1-3	2-9
Having a 300-yard passer	2-2	3-4
Allowing a 300-yard passer	0-1	1-2
300-plus yards total offense	5-2	13-13
Allowing 300-plus yds offense	5-5	9-16
400-plus yards total offense	4-2	10-5
Allowing 400-plus yds offense	3-3	4-11
Committing fewer turnovers	2-4	9-8
Committing more turnovers	2-1	3-9
Turnovers are equal	2-0	3-3
Not committing a turnover	0-1	6-2
August	0-0	2-0
September	1-2	4-7
October	3-2	4-9
November	2-1	5-4
Winning Coin Toss	4-2	8-14
Losing Coin Toss	2-3	7-6

LENOIR'S THREE RECORDS: Lance Lenoir set his third career WIU record this season when he broke the career yardage mark at Indiana State... He added to his record 10th 100-yard game at Illinois State... Having already broken the career receptions and most 100-yard games records earlier this year, Lenoir set the yardage record at Indiana State.

LENOIR 100-YARD RECEIVING GAMES

195 - Illinois State (career-high 12 rec, 2TD/2014)
132 - at Youngstown State (8 rec, 2TD/2014)
131 - at Illinois State (11 rec, TD/2015)
124 - Eastern Illinois (10 rec, TD/2015)
120 - Southern Illinois (4 rec/2015)
116 - at Coastal Carolina (10 rec/2015)
115 - at Southern Illinois (7 rec/2014)
115 - at Northwestern (11 rec/2014)
105 - Northern Iowa (5 rec/2014)
105 - at Illinois State (7 rec, 2TD/2013)

All-Time Receiving Touchdowns

1. Lito Senatus (2008-10)	21
2. Lance Lenoir (2013-Pr)	19
Steve Williams (1986-89)	19

All-Time Receiving Yardage Leaders

1. Lance Lenoir (2013-Pr)	2,513
2. Reggie Gray (2002-05)	2,426
3. Lito Senatus (2008-10)	2,269
4. Gunnard Twyner (1993-95)	2,243
5. Terriun Crump (2009-11)	2,067
6. Steve Williams (1986-89)	1,891
7. Joey Borsellino (2013-Pr)	1,737

BORSELLINO REACHES 'TOP 10': Junior **Joey Borsellino** continues his climb up the all-time yardage leaderboard, moving up a couple of spots in the 'Top 10' following the South Dakota State game... Borsellino is now seventh all-time with 1,737 yards... Borsellino also joined the career 'Top 10' when he logged his fourth career 100-yard receiving game with a career-best 187 yards at ISU - 78 coming on a career-long touchdown pass from Sean McGuire.

BORSELLINO 100-YARD RECEIVING GAMES

187 - at Indiana State (career-high 10 rec, TD/2015)
113 - at Coastal Carolina (career-high 10 rec, TD/2015)
112 - South Dakota (4 rec, TD/2015)
110 - Southern Illinois (career-high 10 rec/2013)

NORVELL 7K: Trenton Norvell reached another milestone in his junior year, surpassing 7,000 career passing yards (during the North Dakota State game)... He owns six career 300-yard passing games, two of those coming in consecutive weeks last year (310 yards vs. Illinois State and Northern Iowa), and a two-game streak this season with 333 versus Southern Illinois and 370 at Coastal Carolina.

NORVELL 300-YARD PASSING GAMES

370 - at Coastal Carolina (31-48, 2 TD/0 INT - 2015)
333 - Southern Illinois (18-35, 2 TD/2 INT - 2015)
320 - Valparaiso (20-28, 4 TD/0 INT - 2014)
313 - at Illinois State (27-47, 2TD/0 INT - 2015)
310 - Northern Iowa (20-42, 2 TD/2 INT - 2014)
310 - Illinois State (21-35, 2 TD/1 INT- 2014)

All-Time Passing Yardage Leaders

1. Paul Singer (1985-88)	8,257
2. Trenton Norvell (2013-Pr)	7,141

All-Time Passing Touchdown Leaders

1. Paul Singer (1985-88)	62
2. Trenton Norvell (2013-Pr)	53

NEWEST MEMBER OF THE 1,000 CLUB: In his final year as a Leatherneck, **Nikko Watson** accounted for the 19th 1,000-yard season rushing performance following the South Dakota State game... His 163 yards in the double-overtime win moved him to 1,003 on the season, marking the third straight year a Leatherneck rushed for 1,000 and 10th time in the last 12 seasons... He tied for the seventh-fewest games needed to reach 1,000 (9 contests).

WATSON REACHES THE CENTURY MARK: **Nikko Watson** took sole possession of sixth place all-time in 100-yard rushing games following the South Dakota game and got his 12th following the 163 yards versus South Dakota State... Watson ranks fifth on the WIU list for most rushing yards in a quarter when he gained 115 versus South Dakota State in 2011.

WATSON 100-YARD RUSHING GAMES

- 174 - Southern Illinois (27 carries/2015)
- 170 - South Dakota State (29 carries/2011)
- 163 - South Dakota State (28 carries/2015)
- 156 - at Coastal Carolina (29 carries/2015)
- 153 - at Indiana State (30 carries/2015)
- 149 - at Youngstown State (30 carries/2011)
- 139 - South Dakota (24 carries/2015)
- 126 - at South Dakota (21 carries/2012)
- 115 - at UNI (35 carries/2015)
- 109 - Butler (25 carries/2012)
- 108 - Hampton (27 carries/2013)
- 106 - North Dakota State (16 carries/2011)

WATSON MOVING UP THE CHART: Senior **Nikko Watson** jumped three spots to fifth place all-time in career rushing following his 153 yards at Indiana State... With 2,651 yards he's 215 away from Charles Tharp in fourth place... Watson also ranks fourth in career attempts with 603 carries.

All-Time Rushing Yards Leaders

- 1. Herb Donaldson (2005-08) 4,746
- 2. Travis Glasford (2002-05) 4,189
- 3. Aaron Stecker (1997-98) 3,799
- 4. Charles Tharp (1999-2000) 2,866
- 5. **Nikko Watson (2011-13, 15) 2,651**

All-Time Rushing Touchdown Leaders

- 1. Herb Donaldson (2005-08) 50
- 2. Travis Glasford (2002-05) 48
- 3. Aaron Stecker (1997-98) 41
- 4. Charles Tharp (1999-2000) 29
- 5. Noria Steward (1962-65) 27
- 6. **Nikko Watson (2011-13, 15) 22**

CAREER OVERTIME GAMES

- Nov. 30, 1991 ... ^at #8 MarshallL 17-20
- Sept. 24, 1994 .. *at Missouri State (2OT)..... W 31-24
- Oct. 11, 1997 *#17 Northern Iowa (2OT)..... W 29-22
- Oct. 23, 1999.... *at Indiana State (3OT)L 36-39
- Nov. 29, 2003 ... ^at #11 Montana (2OT) W 43-40
- Aug. 30, 2007 ... #20 South Dakota State (4OT)..... W 29-26
- Nov. 15, 2008 ... *Illinois State W 48-45
- Nov. 14, 2015 ... *at Indiana State..... W 37-30
- Nov. 21, 2015 ... *#5 South Dakota State (2OT) W 30-24

^Division I FCS playoff game;

*Missouri Valley Football Conference game

WATSON GETS THE FOUR-PEAT: In his fourth season-opening appearance, **Nikko Watson** again gained 100-plus yards on the ground... In his debut at Youngstown State in 2011, Watson tallied 149 yards on a then career-high 30 carries... In 2012, he recorded 109 yards versus Butler on 25 attempts... Watson tallied 108 yards on 27 tries versus Hampton to open the 2013 season... This year he gained 156 yards at Coastal Carolina... Watson is believed to be the only Leatherneck in history to accomplish that four-peat.

McGUIRE'S IMPRESSIVE DEBUT: To say redshirt-freshman **Sean McGuire** had a memorable first collegiate start would be an understatement... McGuire threw for 332 yards and accounted for two touchdowns in the 37-30 OT win at Indiana State... He was named MVFC 'Co-Newcomer of the Week' and 'National Freshman of the Week' by STATS... He followed that with 282 yards (19-of-39) with a touchdown versus South Dakota State. McGuire capped his home start debut with a game-winning 7-yard touchdown run in the second overtime to give WIU ultimately a playoff berth.

McGUIRE 300-YARD PASSING GAMES

- 332 - at Indiana State (29-44, 1 TD/2 INT - 2015)

FOR THE GAME: Every day at the close of practice Western does 'field goal for the game'. That came to play against Southern Illinois... **Josh Fulkenberry** did the snap, **Sean McGuire** was on the hold, and **Nathan Knuffman** converted a 20-yard field goal with just two seconds remaining in the 37-36 come-from-behind win... It marked the first collegiate game-winning FG for Knuffman, and first by the Leathernecks at the end of regulation since November 2000 when San Diego Chargers punter Mike Scifres nailed a 56-yard field goal at the final horn inside the UNI-Dome to win the Gateway Conference (now MVFC) championship by defeating the Panthers.

JUDD NAMED LINEMAN OF THE WEEK: Sophomore center **Jacob Judd** earned his first-ever weekly award when he was chosen MVFC 'Offensive Lineman of the Week' following the win at UNI... The offense recorded a 100-yard rusher for the fourth consecutive game and did not allow a sack for the fifth straight contest.

JUDD EARNS SECOND HONOR: **Jacob Judd** picked up his second MVFC 'Offensive Lineman of the Week' award after the regular season finale against South Dakota State... Judd and the Leathernecks accumulated more than 500 yards of total offense and nearly doubled (30) the point total of the season average allowed by SDSU... Western also had a 100-yard rusher and both touchdowns scored in overtime came on the ground.

20-YARD BIG PLAYS

RUN (9):

STEVE McSHANE (1)
29 vs. YSU

NIKKO WATSON (8)
39 at COASTAL
27 vs. SIU... TD
23 vs. SIU
29 vs. USD
20 vs. USD
22 at INS
27 vs. SDSU
25 vs. SDSU

RECEIVING (43):

JAELO ACKLIN (2)
23 at ILL (McGuire)
42 vs. USD (Norvell)... TD

JOEY BORSELLINO (12)
24 at COASTAL (Norvell)
25 vs. SIU (Norvell)
23 vs. SIU (Norvell)
61 vs. USD (Norvell)... TD
26 vs. USD (Norvell)
21 at UNI (Norvell)
78 at INS (McGuire)... TD
24 at INS (McGuire)
23 at INS (McGuire)
27 vs. SDSU (McGuire)
23 vs. SDSU (McGuire)
21 vs. SDSU (McGuire)

ADAM HOGERWERF (2)
25 vs. SIU (Norvell)
20 vs. YSU (Norvell)

LANCE LENOIR (17)
29 vs. EIU (Norvell)
25 vs. EIU (Norvell)
32 at COASTAL (Norvell)
23 at COASTAL (Norvell)
44 vs. SIU (Norvell)
36 vs. SIU (Norvell)
33 vs. SIU (Norvell)
36 vs. USD (Norvell)
21 vs. USD (Norvell)
40 at UNI (Norvell)
42 at ILST (Norvell)
56 vs. YSU (Norvell)... TD
40 at NDSU (Norvell)... TD
29 at NDSU (Norvell)
24 at INS (McGuire)
34 vs. SDSU (McGuire)
24 vs. SDSU (McGuire)

STACEY SMITH (7)
23 at COASTAL (Norvell)
21 at COASTAL (Norvell)
53 vs. SIU (Norvell)... TD
41 vs. SIU (Norvell)
20 at UNI (Norvell)
24 at ILST (Norvell)... TD
21 vs. SDSU (McGuire)

J'VAUGHN WILLIAMS (3)
38 at COASTAL (Norvell)
28 at ILST (Norvell)
37 vs. SDSU (McGuire)

RETURNS (21):

AARON DIGGS (1)
95 at UNI (INT)... TD

LANCE LENOIR (7)
71 vs. EIU (Kickoff)
42 vs. EIU (Punt)
34 vs. EIU (Kickoff)
25 at COASTAL (Kickoff)
35 vs. USD (Kickoff)
21 at ILST (Kickoff)
20 at INS (Kickoff)

STACEY SMITH (9)
21 at COASTAL (Kickoff)
44 vs. SIU (Kickoff)
21 vs. SIU (Kickoff)
27 at UNI (Kickoff)
24 at UNI (Kickoff)
20 at UNI (Kickoff)
23 at NDSU (Kickoff)
41 vs. SDSU (Kickoff)
25 vs. SDSU (Kickoff)

TIMOTHY SMITH (1)
31 vs. SDSU (INT)

MYLES SPEARMAN (1)
21 vs. SDSU (INT)

BRETT TAYLOR (2)
42 vs. EIU (INT)... TD
21 vs. SIU (Fumble)... TD

By Game:

#25 Eastern Illinois	6
at Illinois	1
at #1 Coastal Carolina	9
Southern Illinois	13
South Dakota	8
at #12 UNI	7
at #3 Illinois State	4
#24 Youngstown State	3
at #5 North Dakota State	3
at Indiana State	6
#5 South Dakota State	13

2015 HONOR ROLL

AARON DIGGS (Soph/DB)
• CFPA Defensive Back Performer of the Year Watch List

DAVID GRIFFITH (Soph/DB)
• CoSIDA Academic All-District

JACOB JUDD (Soph/OL)
• CoSIDA Academic All-District
• MVFC 'Offensive Lineman of the Week' (Oct. 19)
• MVFC 'Offensive Lineman of the Week' (Nov. 23)

NATHAN KNUFFMAN (Jr/P-K)
• Fred Mitchell Award Watch List, recognized in October.
• MVFC 'Special Teams Player of the Week' (Oct. 4)
• National All-Star (1 of 6 nationally) by the College Sporting News (Oct. 5)

LANCE LENOIR (Jr/WR)
• CFPA All-Purpose Performer of the Year Watch List
• STATS FCS National Special Teams Player of the Week (Sept. 7)
• MVFC 'Special Teams Player of the Week' (Sept. 6)
• Set Western Illinois single-game record for kickoff return average (52.5 yd avg/2 return)
• Preseason Second Team All-America (STATS)
• Preseason All-Missouri Valley Football Conference

SEAN MCGUIRE (R-Fr/QB)
• MVFC Co-Newcomer of the Week (Nov. 15)
• STATS National Freshman of the Week (Nov. 15)

TRENTON NORVELL (Jr/QB)
• CFPA FCS National Performer of the Year Trophy Midseason Watch List

BRETT TAYLOR (Soph/LB)
• MVFC 'Defensive Player of the Week' (Oct. 4)
• National All-Star (1 of 6 nationally) by the College Sporting News (Oct. 5)
• Only Honorable Mention selection as National Defensive Player of the Week by STATS (Oct. 5)
• MVFC 'Defensive Player of the Week' (Oct. 18)
• College Sports Madness MVFC Defensive Player of the Week (Nov. 22)
• Third in MVFC 'Defensive Player of the Year' voting

NIKKO WATSON (Sr/RB)
• College Sports Madness MVFC Offensive Player of the Week (Oct. 5)
• National Performer of the Week (1 of 5 nationally) by College Football Performance Awards (Oct. 5)

SCORING SUMMARY

Opp	Qu	PI	Yds	Tm	Result
EIU	1	3	25	:27	Lenoir 19 pass Norvell (Knuffman PAT)
EIU	2	9	14	3:00	Moore 1 run (Knuffman PAT)
EIU	3	4	7	1:21	Knuffman 24 FG
EIU	3				Taylor 42 INT (kick blocked)
EIU	3	3	7	:35	Moore 4 run (Knuffman PAT)
EIU	4	5	31	1:07	Knuffman 26 FG
ILL			None		
CCU	2	7	65	2:21	Watson 1 run (Knuffman PAT)
CCU	3	9	83	4:09	Watson 1 run (Knuffman PAT)
CCU	3	11	75	5:03	Borsellino 13 pass Norvell (Knuffman PAT)
CCU	4	9	85	3:15	Smith 5 pass Norvell (pass failed)
SIU	1	4	60	1:15	Watson 27 run (Knuffman PAT)
SIU	2	7	75	3:00	Hill 2 pass Norvell (Knuffman PAT)
SIU	3	4	54	1:42	Watson 1 run (Knuffman PAT)
SIU	3	1	53	:10	Smith 53 pass Norvell (Knuffman PAT)
SIU	4				Taylor 21 fumble return (Knuffman PAT)
SIU	4	9	66	1:40	Knuffman 20 FG
USD	1	12	75	3:58	Norvell 4 run (Knuffman PAT)
USD	1	4	70	1:20	Lenoir 21 pass Norvell (kick failed)
USD	2	8	69	3:20	Knuffman 23 FG
USD	2	10	50	1:10	Knuffman 38 FG
USD	3	3	55	1:13	Borsellino 61 pass Norvell (Knuffman PAT)
USD	3	10	53	3:50	Watson 1 run (Knuffman PAT)
USD	3	10	73	3:51	Acklin 42 pass Norvell (Knuffman PAT)
UNI	1				Diggs 95 INT return (Knuffman PAT)
UNI	1	10	64	2:35	Watson 1 run (Knuffman PAT)
UNI	2	8	81	2:48	Borsellino 9 pass Norvell (Knuffman PAT)
UNI	4	9	67	3:17	Knuffman 23 FG
ILST	1	9	47	2:35	Lenoir 5 pass Norvell (Knuffman PAT)
ILST	2	11	99	4:13	Watson 1 run (Knuffman PAT)
ILST	2	8	75	2:23	Smith 24 pass Norvell (Knuffman PAT)
ILST	3	9	81	3:25	Moore 10 run (Knuffman PAT)
YSU	1	3	84	:55	Lenoir 56 pass Norvell (Knuffman PAT)
YSU	2	5	33	2:04	Watson 7 run (Knuffman PAT)
YSU	3	10	64	3:21	Watson 2 run (Knuffman PAT)
NDSU	3	3	53	:59	Lenoir 40 pass Norvell (Knuffman PAT)

Opp	Qu	PI	Yds	Tm	Result
INS	1	11	64	4:07	Knuffman 27 FG
INS	2	8	75	2:59	McGuire 9 run (Knuffman PAT)
INS	3	2	78	:15	Borsellino 78 pass McGuire (Knuffman PAT)
INS	3	7	45	2:27	Watson 5 run (Knuffman PAT)
INS	4	16	88	5:45	Watson 8 run (kick blocked)
INS	OT	5	25	----	Watson 1 run (Knuffman PAT)

SDSU	1	8	46	2:22	Knuffman 42 FG
SDSU	3	12	89	4:29	Moore 2 run (Knuffman PAT)
SDSU	4	10	82	2:56	Lesure 3 pass McGuire (Knuffman PAT)
SDSU O1	4	25	----	----	Watson 1 run (Knuffman PAT)
SDSU O2	3	25	----	----	McGuire 7 run

	<u>TD Length</u>	<u>TD Drive Length</u>
0-9 Yards	23	1
10-19 Yards	3	1
20-29 Yards	4	4
30-39 Yards	0	1
40-49 Yards	3	2
50-59 Yards	2	5
60-69 Yards	1	4
70-79 Yards	1	8
80-89 Yards	0	8
90-99 Yards	1	1

	<u>TD Drive Time</u>	<u>Plays on TD Drive</u>
:00-:29	3	1
:30-:59	3	2
1:00-1:59	4	6
2:00-2:59	9	4
3:00-3:59	8	5
4:00-4:59	3	6
5:00-5:59	2	7
6:00-6:59	0	8
7:00+	0	9
		10+ ... 10

Total Time/Plays: 4,998 seconds / 249 plays
Average TD Drive: 2:36, 7.1 plays (38 total TDs, subtract out Interception return (2) and fumble return for TD; Drive Time does not include 3 OT touchdowns)
Shortest TD Drive Time: :10 vs. Southern Illinois
Longest TD Drive Time: 5:45 at Indiana State
Longest Scoring Drive Time: 5:45 at Indiana State
Longest Yardage Drive: 99 at Illinois State
Most Plays on Drive: 16 at Indiana State
Longest TD Length: 95 at UNI

GAME BY GAME NOTEABLES

Opponent	Coin Toss	Kick/Receive	WIU 1st Poss.	Game Length	Jersey	Result
#25 Eastern Illinois at Illinois	Won	Receive	Fumble	3:40	Purple	W 33-5
at #1 C. Carolina Southern Illinois	Won	Kick	Punt	3:17	White	L 0-44
at #12 UNI	Lost	Kick	Punt	2:50	White	L 27-34
at #3 Illinois State	Won	Kick	TD	3:17	Purple	W 37-36
#24 Youngstown St	Lost	Receive	TD	3:20	Purple	W 40-21
at #5 N. Dakota St	Won	Kick	Downs	3:33	White	W 24-19
at Indiana State	Lost	Receive	Punt	3:20	White	L 28-48
#5 S. Dakota State at Dayton	Won	Receive	Punt	3:15	Purple	L 21-23
	Won	Kick	Punt	3:00	White	L 7-59
	Lost	Receive	FG	3:25	White	W 37-30
	Won	Kick	Punt	3:40	Purple	W 30-24

LONGEST PLAYS

Rushing
 39 - Nikko Watson at Coastal Carolina (Sept. 19)
Passing/Receiving
 78 - Sean McGuire to Joey Borsellino at Indiana State (Nov. 14)... TD
Punt Return
 42 - Lance Lenoir vs. Eastern Illinois (Sep. 3)
Kickoff Return
 71 - Lance Lenoir vs. Eastern Illinois (Sep. 3)
Interception Return
 95 - Aaron Diggs at UNI (Oct. 17)... TD
Fumble Return
 21 - Brett Taylor vs. Southern Illinois (Oct. 3)... TD
Punt
 53 - Nathan Knuffman vs. South Dakota State (Nov. 21)
Field Goal
 42 - Nathan Knuffman vs. South Dakota State (Nov. 21)

THE LAST TIME WESTERN...

RUSHING - TEAM

300 or more yards384 vs. Indiana State, 2010
 400 or more yards459 at Missouri State, 2008
 500 or more yards 519 vs. St. Francis, 2007 **(WIU)**

RUSHING - INDIVIDUAL

100 or more yards 163 - Nikko Watson vs. South Dakota State, **2015**
 150 or more yards 163 - Nikko Watson vs. South Dakota State, **2015**
 200 or more yards 273 - Herb Donaldson at Missouri State, 2008
 300 or more yards314 - Herb Donaldson vs. Missouri State, 2007
 2 players with 100 yards.... N. Watson (109), C. Ray (106) vs. Butler, 2012
 Rushed 20 or more times ..28 - Nikko Watson vs. South Dakota State, **2015**
 Rushed 25 or more times ..28 - Nikko Watson vs. South Dakota State, **2015**
 Rushed 30 or more times 30 - Nikko Watson at Indiana State, **2015**
 Rushed 35 or more times 35 - Nikko Watson at UNI, **2015**
 Run of 50 or more yards.....60 - J.C. Baker vs. Indiana State, 2014
 Run of 60 or more yards.....60 - J.C. Baker vs. Indiana State, 2014
 Run of 70 or more yds..77 - Frisman Jackson at Southern Illinois, 2000 **(WIU QB)**
 Rush 3 or more TDs 3 - Nikko Watson at Indiana State, **2015**
 Rush 4 or more TDs 6 - Herb Donaldson vs. Indiana State, 2006 **(WIU)**

PASSING - INDIVIDUAL

250 or more yards 282 - Sean McGuire vs. South Dakota State, **2015**
 300 or more yards 332 - Sean McGuire at Indiana State, **2015**
 350 or more yards370 - Trenton Norvell vs. Southern Illinois, **2015**
 400 or more yards 452 - Matt Barr vs. Illinois State, 2010
 Attempted 50 or more passes 51 - Trenton Norvell at Northern Iowa, 2013
 Completed 25 or more passes ..29 - Sean McGuire at Indiana State, **2015**
 Completed 30 or more passes ...31 - Trenton Norvell at Coastal Carolina, **2015**
 Completed 80% or higher (min. 20 att.).....
 88% - Matt Barr (22-of-25) vs. Illinois State, 2010 **(WIU)**
 Pass of 50 or more yards . 78 - S.McGuire to J.Borsellino at Indiana State, **2015**
 Pass of 60 or more yards . 78 - S.McGuire to J.Borsellino at Indiana State, **2015**
 Pass of 70 or more yards . 78 - S.McGuire to J.Borsellino at Indiana State, **2015**
 Threw 3 or more TD passes 3 - Trenton Norvell vs. South Dakota, **2015**

RECEIVING - INDIVIDUAL

100 or more yards187 - Joey Borsellino at Indiana State, **2015**
 150 or more yards187 - Joey Borsellino at Indiana State, **2015**
 200 or more yards 210 - Lito Senatus vs. Illinois State, 2010
 2 players w/ 100 yards.. L. Lenoir (116), J. Borsellino (113) at Coastal Carolina, **2015**
 Caught 7 or more passes10 - Joey Borsellino at Indiana State, **2015**
 Caught 10 or more passes10 - Joey Borsellino at Indiana State, **2015**
 Caught 2 or more TDs 2 - Lance Lenoir vs. Illinois State, 2014
 Caught 3 or more TDs 3 - Reggie Gray vs. Southern Illinois, 2003

TOTAL OFFENSE - TEAM

500 yards total offense512 vs. South Dakota State, **2015**
 600 yards total offense 629 vs. Illinois State, 2010
 80-plus plays92 vs. South Dakota State, **2015**
 85-plus plays92 vs. South Dakota State, **2015**
 90-plus plays92 vs. South Dakota State, **2015**
 100-plus plays 101 at Indiana State, 2011
 40-plus minutes time of possession 40:40 at Indiana State, 2011
 Held to minus rushing yards..... minus-7 at Southern Illinois, 2010
 Was held to 100 or fewer total yards 44 at Missouri, 2011

OFFENSE YARDAGE - INDIVIDUAL

200 pass yards/100 rush yards (Same player).....
 Matt Barr (221 passing/125 rushing) vs. Sam Houston State, 2010
 200 pass/100 rush yards (2 players)
Sean McGuire (282)/Nikko Watson (163) vs. South Dakota State, **2015**
 100 rush/100 receive yards Nikko Watson (153)/
 Joey Borsellino (187) at Indiana State, **2015**
 300 or more Total Offense ..311 - Sean McGuire vs. South Dakota State, **2015**
 250 or more All-Purpose..... 280 - Lance Lenoir vs. Eastern Illinois, **2015**

SCORING - TEAM

40-plus points 40 vs. South Dakota (40-21), **2015**

50-plus points65 vs. Illinois State (65-38), 2010
 60-plus points 65 vs. Illinois State (65-38), 2010
 Shutout an opponent45-0 vs. Valparaiso, 2010
 Was held scoreless 0-44 at Illinois, **2015**
 99-yard scoring drive.....(11 plays/TD) at Illinois State, **2015**

SCORING - INDIVIDUAL

Scored 4 or more TDs . 6 - Herb Donaldson vs. Indiana State, 2006 **(WIU)**
 Scored 5 or more TDs . 6 - Herb Donaldson vs. Indiana State, 2006 **(WIU)**
 Accounted for 5 or more TDs 5 - Trenton Norvell at South Dakota, 2014
 Kicked 4 or more FG 5 - Taylor Rowan vs. South Dakota State, 2007
 Kicked a 50-plus yard FG ..Taylor Rowan (54) at North Dakota State, 2008
 Kicked Game-Winning FG..Nathan Knuffman (20) vs. Southern Illinois, **2015**
 Kicked 5 or more Exp..... 6 - Nathan Knuffman at South Dakota, 2014
 Kicked 8 or more Exp.....9 - Pat Smith vs. Illinois State, 2010
 Recorded a 2-point conversion..... Kevin Kintzel vs. Hampton, 2013

GIVEAWAYS/TAKEAWAYS

Did not commit a turnoverat Coastal Carolina, **2015**
 Recorded 5 or more takeaways..... 5 vs. Eastern Illinois, **2015**
 Recorded 7 or more takeaways..... 9 vs. Hampton, 2013
 Committed 5 or more turnovers..... 5 vs. Missouri State, 2011
 Recorded 2 or more defensive TDs..... 3 vs. Hampton, 2013
 Returned an INT for TD Aaron Diggs (95 yds) at UNI, **2015**
 Returned a fumble for TD ... Brett Taylor (21 yds) vs. Southern Illinois, **2015**
 Recovered fumble in endzone for TD.. David McDaniel vs. Indiana State, 2012
 Scored a Defensive PAT (3x in history) .Martinez Davis at South Dakota, 2014
 Allowed a Defensive PAT.....vs. Eastern Illinois, **2015**

DEFENSE - TEAM

Held opponent to 50 or fewer rush yds.....27 vs. Indiana State, 2014
 Held opponent to 100 or fewer pass yds.....68 at Northern Iowa, 2013
 Held opponent to 200 or fewer total yds.....173 vs. Indiana State, 2010
 Recorded a safety vs. Missouri State, 2009
 Allowed a safety at Wisconsin, 2014
 Recorded 5.0 or more Sacks..... 7.0 - vs. Drake, 2014
 Recorded 10.0 or more TFL12.0 - vs. South Dakota State, **2015**
 Recorded 10 or more Pass Break-Ups..... 10 at UNI, **2015**

DEFENSE - INDIVIDUAL

Recorded 2 or more INT 2 - Jonathon Rollins vs. Hampton, 2013
 Recorded 2 or more Fumble Recovery 2 - Brett Taylor at Illinois, **2015**
 Recorded 15 or more tackles .. 15 - Brett Taylor at North Dakota State, **2015**
 Recorded 20 or more tackles 25 - Kyle Glazier at Missouri State, 2010
 Recorded 25 or more tackles 25 - Kyle Glazier at Missouri State, 2010
 Recorded 2 or more sacks2.0 - Kevin Kintzel at Indiana State, 2013
 Recorded 4 or more TFL ... 4.0 - Brett Taylor vs. South Dakota State, **2015**

SPECIAL TEAMS

Returned punt for a TD..... Todd Speight vs. Stephen F. Austin, 2009
 Gave up a punt return for TD..... Cedric Miller of Missouri State, 2013
 Blocked a punt and scored a TD
 David McDaniel (Block), Brad Blumenshine (Return) vs. Drake, 2014
 Gave up blocked punt for TD..... vs. Southern Illinois, **2015**
 Returned a kickoff for a TD.....
Larry Patterson (90 yds opening kick) vs. Missouri State, 2011
 Gave up a kickoff return for TD ..Devin Brown (93) at Coastal Carolina, **2015**
 Blocked a punt..... Brad Blumenshine vs. Eastern Illinois, **2015**
 Blocked a field goal Kevin Kintzel vs. North Dakota State, 2014
 Blocked an extra point Kevin Kintzel at South Dakota, 2014
 Had a punt blocked..... vs. Southern Illinois, **2015**
 Had a field goal blocked vs. South Dakota State, **2015**
 Punted 10 or more times 11 - Nathan Knuffman at Illinois State, 2013
 Had a punt of 60-plus yards65 - Nathan Knuffman at Minnesota, 2013
 Had a punt of 70-plus yards ..75/72 - Mike Scifres at Southern Utah, 2002
 Totaled 100-plus punt return yds .. 106 - Ashlee Frazier at Ball State, 2000
 Totaled 100-plus kickoff return yds
 105 - Lance Lenoir (2 returns/Avg.) vs. Eastern Illinois, **2015 (WIU)**

(WIU) = Western Illinois single-game record

Game

YARDS (Rec)

- 286 Frisman Jackson (14). Indiana State 11/17/01
- 266 Frisman Jackson (10). Southern Utah 9/29/01
- 235 Lito Senatus (11).....
.....at Sam Houston State 9/3/09
- 221 Ron Wilson (13).....at Eastern Illinois 11/1/69
- 215 Stacy Coleman (9) at Northern Illinois 9/21/02
- 210 Lito Senatus (7)..... Illinois State 10/30/10
- 199 Marvin Williams (5).....
.....Gustavus Adolphus 11/11/72
- 198 Reggie Gray (9)..... Illinois State 10/16/04
- 197 Chris Sabino (6)..... Delaware State 9/16/95
- 195 Lance Lenoir, Jr. (12) ... Illinois St. 10/18/14**

AVERAGE KICK RETURN

- 52.5 Lance Lenoir (Jr)..... Eastern Illinois 9/3/15**
- 49.5 James Norris (Sr)..... Indiana State 10/9/04

MULTIPLE 100-YARD RECEIVERS IN THE SAME GAME

2 on 12 occasions... most recent
at Coastal Carolina, 9/19/15
(116 by Lance Lenoir, 113 by Joey Borsellino)

LONGEST INT RETURN

- *97 Dallas Nichols (Jr)..... Hampton 8/29/13
- *95 Aaron Diggs (So)..... at UNI 10/17/15
*95 Don Stewart (Sr) . Youngstown State 9/22/84
- *92 K.J. Friday (Sr) . Mississippi Valley State 9/11/99
- *90 Emrick Wilcox (Sr) .. Eastern Illinois 10/15/88

Season

YARDS Att.....G.....Year

- 2,293 Aaron Stecker (Jr)..... 366.....13..1997
- 1,784 Herb Donaldson (Sr)..... 324.....11..2008
- 1,555 Charles Tharp (Sr)..... 252.....12..2000
- 1,506 Aaron Stecker (Sr)..... 325.....12..1998
- 1,491 Herb Donaldson (Jr)..... 259.....10..2007
- 1,417 Herb Donaldson (So)..... 233.....11..2006
- 1,368 Travis Glasford (So)..... 296.....13..2003
- 1,311 Charles Tharp (Jr)..... 282.....11..1999
- 1,310 Brian Knuckles (Sr)..... 270.....10..1996
- 1,265 J.C. Baker (Sr)..... 246.....12..2014
- 1,149 J.C. Baker (Jr)..... 216.....12..2013
- 1,110 Dre Gibbs (Sr)..... 246.....11..2009
- 1,085 Kevin Hart (Sr)..... 241.....11..1991
- 1,080 Travis Glasford (Jr)..... 224.....10..2004
- 1,075 Caulton Ray (So)..... 246.....13..2010
- 1,052 Travis Glasford (Sr)..... 219.....11..2005
- 1,015 Kendall McDonald (Sr)..... 189.....9.....1994
- 1,003 Nikko Watson (Sr)..... 210.....9.....2015**

FEWEST GAMES TO 1,000 YARDS

- 7 Herb Donaldson (Sr).....2008
- 7 Herb Donaldson (Jr).....2007
- 7 Aaron Stecker (Jr).....1997
- 8 Charles Tharp (Sr).....2000
- 8 Aaron Stecker (Sr).....1998
- 8 Brian Knuckles (Sr).....1996
- 9 Nikko Watson (Sr).....2015**
- 9 Travis Glasford (Jr).....2004
- 9 Charles Tharp (Jr).....1999
- 9 Kendall McDonald (Sr).....1994

RUSHING TDG.....Year

- 27 Aaron Stecker (Jr).....13..1997
- 21 Herb Donaldson (Sr).....11..2008
- 20 Travis Glasford (So).....13..2003
- 18 Herb Donaldson (So).....11..2006
- 17 Charles Tharp (Sr).....12..2000
- 14 Aaron Stecker (Sr).....12..1998
- 14 Brian Knuckles (Sr).....10..1996
- 13 Nikko Watson (Sr).....9.....2015**

FEWEST CARRIES TO 1,000 YARDS

- 147 Aaron Stecker (Jr).....1997
- 164 Charles Tharp (Sr).....2000
- 175 Herb Donaldson (Jr).....2007
- 176 Herb Donaldson (So).....2006
- 178 J.C. Baker (Jr).....2013
- 181 Herb Donaldson (Sr).....2008
- 186 Kendall McDonald (Sr).....1994
- 198 Travis Glasford (Jr).....2004
- 199 J.C. Baker (Sr).....2014
- 203 Charles Tharp (Jr).....1999
- 208 Nikko Watson (Sr).....2015**

YARDS Cmp-AttG.....Year

- 3,410 Matt Barr (Sr)..... 229-393 13 ..2010
- 3,160 Russ Michna (Sr)..... 211-371 13 ..2003
- 3,046 Paul Singer (Sr)..... 233-424 12 ..1988
- 3,037 Russ Michna (Jr)..... 189-330 13 ..2002
- 2,891 Trenton Norvell (So) 219-373..... 12... 2014**

COMPLETIONS AttG.....Year

- 239 Paul Singer (Jr).....418 111987
- 233 Paul Singer (Sr).....424 121988
- 229 Matt Barr (Sr).....393 132010
- 219 Trenton Norvell (So).....373 12....2014**
- 211 Russ Michna (Sr).....371 132003
- 201 Steve LaFalce (Jr).....298 112005
- 195 Trenton Norvell (R-Fr) 195 122013**

ATTEMPTS Comp. G.....Year

- 424 Paul Singer (Sr).....233 121988
- 418 Paul Singer (Jr).....239 111987
- 393 Matt Barr (Sr).....229 132010
- 384 Trenton Norvell (R-Fr) 195 122013**
- 373 Trenton Norvell (So).....219 122014**
- 371 Russ Michna (Sr).....211 132003
- 330 Russ Michna (Jr).....189 132002
- 304 Trenton Norvell (Jr).....168 92015**

TOUCHDOWNSG.....Year

- 27 Matt Barr (Sr).....13..2010
- 25 Donny Simmons (Sr).....11..1992
- 24 Trenton Norvell (So).....12..2014**
- 23 Russ Michna (Jr).....13..2002
- 22 Paul Singer (Jr).....11..1987

• Consecutive games with 100 yards receiving:
11 players had back-to-back 100-yard games...
Lance Lenoir, Jr., 2015
Lance Lenoir, Jr., 2014 (3 games/2 games)

• Consecutive games with a reception:

- 33 - Gunnard Twyner (1993-95)
- 29 - Reggie Gray (2003-05)
- 28 - Lance Lenoir (2013-Pr)**
- 25 - Terriun Crump (2009-11)
- 25 - Lito Senatus (2009-10)
- 25 - Steve Williams (1987-89)
- 24 - Hi-C Scott (2013-14)
- 21 - Joey Borsellino (2013-Pr)**

100-YARD RECEIVING GAMES

- 5 Lance Lenoir, Jr. (Soph).....2014**
- 5 Terriun Crump (Sr).....2011
- 5 Lito Senatus (Sr).....2010
- 5 Stacy Coleman (Sr).....2002
- 4 Lance Lenoir, Jr. (Jr).....2015**
- 4 Marco Thomas (Jr).....2005
- 4 James Norris (Sr).....2004
- 4 Frisman Jackson (Sr).....2001
- 4 Ron Wilson (Sr).....1969
- 10.3 Joey Borsellino (Jr).....2015**
- 3 Terriun Crump (Jr).....2010
- 3 Reggie Gray (So).....2003
- 3 Curt Christenson (Jr).....1970

RECEPTIONSG.....Year

- 75 Lance Lenoir, Jr. (So).....12....2014**
- 70 Stacy Coleman (Sr).....13....2002
- 69 Lance Lenoir, Jr. (Jr).....11....2015**
- 65 Lito Senatus (Sr).....13....2010
- 65 Lito Senatus (Jr).....11....2009
- 61 Terriun Crump (Sr).....11....2011
- 60 Ron Wilson (Sr).....10....1969
- 60 Reggie Gray (Sr).....11....2005
- 58 Steve Decker (Sr).....11....1992
- 58 Marco Thomas (Sr).....11....2006
- 54 Joey Borsellino (Jr).....11....2015

TOUCHDOWNSRecG.....Year

- 14 Lito Senatus (Sr).....65.....13....2010
- 12 Demeris Johnson (Sr).....55.....11....1992
- 12 Ron Wilson (Sr).....60.....10....1969
- 11 Marvin Williams (Jr).....36.....11....1972
- 10 Stacy Coleman (Sr).....70.....13....2002
- 9 Steve Decker (Sr).....58.....11....1992
- 8 Steve Williams (Jr).....53.....12....1988
- 8 Reggie Gray (So).....44.....13....2003
- 7 Lance Lenoir, Jr. (So).....75.....12....2014**
- 7 Lance Lenoir, Jr. (Fr).....39.....12....2013**
- 7 Steve Williams (So).....21.....11....1987
- 7 Frisman Jackson (Sr).....55.....10....2001

RECEIVE YARDSRec.....G.....Year

- 1,145 Lito Senatus (Sr).....65.....13....2010
- 1,103 Stacy Coleman (Sr).....70.....13....2002
- 1,061 Ron Wilson (Sr).....60.....10....1969
- 1,041 Frisman Jackson (Sr).....55.....10....2001
- 1,030 Lance Lenoir, Jr. (So).....75.....12....2014**
- 994 Lance Lenoir, Jr. (Jr).....69.....11....2015**
- 988 Demeris Johnson (Sr).....55.....11....1992
- 944 Terriun Crump (Sr).....61.....11....2011
- 888 Terriun Crump (Jr).....56.....13....2010
- 872 Steve Williams (Jr).....53.....12....1988

ALL-PURPOSE . Rush . Rec. Ret. G.....Year

- 2,581 Aaron Stecker.....2,293 .288..0.....13..1997
- 1,860 Herb Donaldson..1,784 .76....0.....11..2008
- 1,748 Aaron Stecker.....1,506 .242..0.....12..1998
- 1,723 Charles Tharp.....1,311 .389..23.....11..1999
- 1,695 James Norris.....3.....729..969..11..1999
- 1,631 Charles Tharp.....1,555 .70....6.....12..2000
- 1,638 Travis Glasford...1,368 .270..0.....13..2003
- 1,620 Reggie Gray.....144.....764..712..13..2003
- 1,590 Steve Decker.....27.....764..799..11..1992
- 1,544 Travis Glasford...1,080 .464..0.....10..2004
- 1,427 Lance Lenoir, Jr. 0.....994..433..11..2015

TOTAL OFFENSE . Rush . Pass...G.....Year

- 3,859 Matt Barr (Sr).....449....3410...13.2010
- 3,327 Russ Michna (Sr).....167....3,160..13.2003
- 3,167 Russ Michna (Jr).....130....3,037..13.2002
- 3,035 Trenton Norvell (So) 144.....2891...12.2014**

TOTAL OFFENSE p/gG.....Year

- 296.8 Matt Barr (Sr).....13....2010
- 274.9 Sam Clemons (Sr).....10....2001
- 260.0 Paul Singer (Sr).....11....1988
- 255.9 Russ Michna (Sr).....13....2003
- 252.9 Trenton Norvell (So).....12....2014
- 243.6 Russ Michna (Jr).....13....2002
- 241.8 Steve LaFalce (Jr).....13....2005
- 231.7 Donny Simmons (Sr).....11....1992
- 231.2 Trenton Norvell (Jr).....9.....2015**

FUMBLE RECOVERIES

- 4 Lee Russell (Sr).....2003
- 4 Edgerton Hartwell (Sr).....2000
- 4 Jason Vasconez (Sr).....1994
- 4 Lamar McGriggs (Sr).....1990
- 4 Chris Gunderson (Jr).....1983
- 3 Brett Taylor (So).....2015**
Held by 16 players

DEFENSIVE SCORING

	(INT/Fumble) TD	Other	G	Year
1.	18	Kevin Kintzel (Jr)	3	2013
2.	16	Lee Russell (Jr)	2	2002
3.	12	Brett Taylor (So)	2	2015
		Martinez Davis (So)	2	2012
		Joe Allen (Sr)	2	1990
6.	10	Bryan Cox (Sr)	1	1990

Career

ATTEMPTS	Yds	G	Years
1.	918	Travis Glasford (RB)	44
2.	828	Herb Donaldson (RB)	43
3.	692	Aaron Stecker (RB)	25
4.	603	Nikko Watson (RB)	34

YARDS	Att	G	Years
1.	4,746	Herb Donaldson (RB)	43
2.	4,189	Travis Glasford (RB)	44
3.	3,799	Aaron Stecker (RB)	25
4.	2,866	Charles Tharp (RB)	23
5.	2,651	Nikko Watson (RB)	34

TOUCHDOWNS	G	Years
1.	50	Herb Donaldson
2.	48	Travis Glasford
3.	41	Aaron Stecker
4.	29	Charles Tharp
5.	27	Noria Steward
6.	22	Nikko Watson

100-YARD GAMES	G	Years
1.	23	Herb Donaldson
2.	19	Charles Tharp
3.	19	Aaron Stecker
4.	17	Travis Glasford
5.	13	J.C. Baker
6.	12	Nikko Watson

RUSH TDs by a QB	G	Years
1.	14	Matt Barr
2.	12	Steve LaFalce
3.	8	Russ Michna
4.	6	Sam Clemons
5.	6	Paul Singer
6.	5	Trenton Norvell
	5	Donnie Simmons

PASS TOUCHDOWNS	G	Years
1.	62	Paul Singer
2.	53	Trenton Norvell

COMPLETIONS	Att	G	Years
1.	678	Paul Singer	44
2.	582	Trenton Norvell	33

ATTEMPTS	Cmp	G	Years
1.	1,231	Paul Singer	44
2.	1,061	Trenton Norvell	33

PASS YARDS	Cmp-Att	G	Years
1.	8,257	Paul Singer	44
2.	7,141	Trenton Norvell	33

TOTAL OFFENSE	Rush	Pass	G	Years
1.	7,977	Matt Barr (QB)	1001	2007-10
2.	7,816	Paul Singer (QB)	441	1985-88
3.	7,295	Trenton Norvell (QB)	154	2013-Pr

RECEPTIONS	G	Years
1.	183	Lance Lenoir, Jr.
2.	153	Reggie Gray
3.	149	Lito Senatus
4.	144	Gunnard Twyner
5.	136	Joey Borsellino
	136	Carl Sims

RECEIVE YARDS	Rec	G	Years
1.	2,513	Lance Lenoir, Jr.	183
2.	2,426	Reggie Gray	153
3.	2,269	Lito Senatus	149
4.	2,243	Gunnard Twyner	144
5.	2,067	Terriun Crump	135
6.	1,891	Steve Williams	130
7.	1,737	Joey Borsellino	136

100-YARD RECEIVING GAMES	G	Years
1.	10	Lance Lenoir, Jr.
2.	8	Terriun Crump
	8	Reggie Gray
4.	7	Ron Wilson
5.	6	Lito Senatus
	6	Marco Thomas
	6	James Norris
8.	5	Stacy Coleman
	5	Curt Christenson
10.	4	Joey Borsellino
	4	Frisman Jackson

TOUCHDOWNS	Rec	G	Years
1.	21	Lito Senatus	149
2.	19	Lance Lenoir, Jr.	183
	19	Steve Williams	130
4.	17	Demeris Johnson	82
5.	16	Reggie Gray	153
6.	15	Marvin Williams	77
7.	14	Lance Lenoir, Jr.	114
	14	Gunnard Twyner	144
9.	13	Rusty Jones	43
10.	12	Curt Christenson	81
	12	Ron Wilson	92
11.	11	Joey Borsellino	136

ALL-PURPOSE	Rush	Rec	Ret	G	Years
1.	5,466	Travis Glasford	4,189	1,277	44
2.	5,042	Herb Donaldson	4,746	225	71
3.	4,519	Reggie Gray	220	2,432	48
4.	4,316	Aaron Stecker	3,799	530	25
5.	3,421	Lance Lenoir, Jr.	17	2,513	35

FIELD GOALS	M-A	Pct	Years
1.	53	Justin Langan	53-78
2.	42	Keith Jones	42-66
3.	41	Taylor Rowan	41-67
4.	38	Joe Lopez	38-73
5.	26	Layne Bennett	26-37
6.	22	Nathan Knuffman	22-35

EXTRA POINTS	M-A	Pct	Year
1.	174	Justin Langan	174-182
2.	160	Taylor Rowan	160-162
3.	141	Keith Jones	141-152
4.	117	Joe Lopez	117-129
5.	98	Nathan Knuffman	98-106

KICK SCORING	PAT	FG	G	Years
1.	335	Justin Langan	175	2001-04
2.	283	Taylor Rowan	160	2005-08
3.	267	Keith Jones	141	1994-97
4.	231	Joe Lopez	117	1997-00
5.	166	Layne Bennett	88	1986-89
6.	164	Nathan Knuffman	98	2013-Pr

FUMBLE RECOVERIES	G	Years
1.	10	Lee Russell
2.	7	Edgerton Hartwell
	7	Bryan Cox
4.	6	Billy Joe Brockhouse
5.	5	Pat Bayers
	5	Jason Vasconez
7.	4	Kevin Kintzel
3.	3	Brett Taylor

DEFENSIVE SCORING

	TD	Other	G	Year
1.	20	Martinez Davis	3	2011-14
2.	18	Kevin Kintzel	3	2011-14
3.	16	Lee Russell	2	2000-03
	16	Bryan Cox	2	1987-90
5.	12	Brett Taylor	2	2014-Pr
	12	Joe Allen	2	1989-90
	12	Buck Phillips	2	1994-95
	12	Wyatt Green	2	2002-05

LARGEST COMEBACKS

Down 23 in 3rd quarter

Sept. 17, 1988 (Western Illinois 35, Missouri State 31)
Western scored 27 unanswered points in the final 16 minutes to erase a 31-8 third-quarter deficit, including three touchdowns in the fourth quarter and the game-winner with 1:11 remaining. It was called Western's greatest comeback ever.

Down 17 in 3rd quarter

Nov. 14, 2015 (Western Illinois 37, Indiana State 30) OT
Western fell behind 27-10, the second deficit of 17 points in the game, early in the third quarter at Indiana State. Western responded quickly with a 78-yard touchdown from Sean McGuire to Joey Borsellino then Nikko Watson added a career-high three touchdown runs. The final TD run came in overtime as Western rallied for a 37-30 overtime victory.

CLIFFHANGERS

(Games decided on the last play of regulation)

Nov. 18, 2000 (WESTERN ILLINOIS 44, UNI 41)
Mike Scifres 56-yard field goal at buzzer to win Gateway title.

Oct. 5, 2002 (S. ILLINOIS 54, Western Illinois 52)
Brandon Robinson six-yard touchdown pass from Joel Sambursky to upset No. 8 Western Illinois, 54-52, and break an 18-game losing streak to the Leathernecks. (The first game in Valley Football history to have been decided by a touchdown at the buzzer.)

Oct. 18, 2014 (#9 ILLINOIS ST 37, Western Illinois 34)
Western held a 21-point lead in the second half, but Illinois State rallied to remain undefeated. The Leathernecks led 27-6 with 5:26 left in the third quarter following Nathan Knuffman's 30-yard field goal. WIU threw an interception and ISU was able to march down the field at the end of the game and win on Nick Aussieker's 34-yard field goal.

Oct. 3, 2015 (WESTERN ILLINOIS 37, S. Illinois 36)
Nathan Knuffman kicked a 20-yard field goal with two seconds remaining on the clock to defeat Southern on Homecoming. It was the first game-winning field goal in the final seconds or end of regulation for Western since the UNI game in 2000.

OFFENSE

- LT** 55 JOSH BALDUS (6-5, 285, Soph)
74 Nicholas Kaltmayer (6-7, 300, Fr)
- LG** 77 JAMES TORGERSON (6-5, 290, Soph)
76 Drew Wagner (6-6, 325, Fr)
- C** 66 JACOB JUDD (6-3, 290, Soph)
65 Andrew Nichols (6-5, 295, Jr)
- RG** 63 RYAN RICKETTS (6-3, 290, Sr)
64 Thomas Kirsch (6-6, 310, R-Fr)
- RT** 73 MATT ZOBRIST (6-3, 300, Jr)
79 Nick Ziegenbein (6-9, 330, Jr)
- QB** 18 SEAN McGUIRE (6-3, 220, R-Fr)
19 Craig Slowik (6-4, 205, Soph)
- RB** 41 NIKKO WATSON (6-0, 250, Sr)
34 Steve McShane (5-8, 185, Fr)
-or- 28 Devon Moore (6-2, 210, Jr)
- TE** 39 LARRY HARRIS (6-1, 230, Sr)
89 Taylor Hill (6-5, 240, Sr)
- WR** 7 LANCE LENOIR (6-0, 200, Jr)
2 Isaiah Lesure (6-3, 180, R-Fr)
- WR** 1 JOEY BORSELLINO (5-11, 185, Jr)
13 Stacey Smith (5-8, 160, R-Fr)
- WR** 15 J'VAUGHN WILLIAMS (6-5, 205, Jr)
17 Jaelon Acklin (6-2, 195, Soph)
- PK** 33 NATHAN KNUFFMAN (6-1, 205, Jr)
80 Nathan Erickson (6-2, 205, Fr)
- P** 31 LUKE OTTO (5-11, 220, Soph)
-or- 33 NATHAN KNUFFMAN (6-1, 205, Jr)

DEFENSE

- DE** 50 PETE SWENSON (6-3, 230, R-Fr)
93 JJ Veloz (6-3, 270, Soph)
- DT** 92 KRIS HARLEY (6-1, 290, Sr)
81 Khalen Saunders (6-2, 300, R-Fr)
- DT** 98 GAVIN RICKETTS (6-1, 290, Sr)
95 Mick Nelson (6-3, 275, Soph)
- DE** 99 EDDY HOLTSCHLAG (6-4, 250, Sr)
93 JJ Veloz (6-3, 270, Soph)
- WLB** 35 ADAM BROTT (6-2, 225, Soph)
47 Michael Bishoff (6-2, 210, R-Fr)
- MLB** 44 BRETT TAYLOR (6-2, 230, Soph)
52 Quentin Moon (6-2, 220, Fr)
- SLB** 58 RIGGS BAXTER (6-1, 200, Fr)
27 Brad Blumenshine (6-2, 215, Sr)
- CB** 6 XAVIER ROWE (6-0, 190, R-Fr)
8 Luis Sharpe (6-2, 195, Sr)
- SS** 38 DAVID GRIFFITH (5-11, 210, Soph)
23 Josh Smith (5-10, 195, Soph)
-or- 32 Brock Broughton (5-11, 205, R-Fr)
- FS** 5 AARON DIGGS (6-1, 195, Soph)
42 Myles Spearman (5-11, 185, Soph)
- CB** 3 TIMOTHY SMITH (6-1, 195, R-Fr)
11 Kyle Hammonds (5-7, 165, Sr)
-or- 30 Justin Fitzpatrick (6-1, 195, Fr)

SPECIAL TEAMS

- PR** 7 LANCE LENOIR (6-0, 200, Jr)
13 Stacey Smith (5-8, 160, R-Fr)
- KR** 7 LANCE LENOIR (6-0, 200, Jr)
13 STACEY SMITH (5-8, 160, R-Fr)
- SNAP** 92 JOSH FAULKENBERRY (6-3, 250, Soph)
53 HUNTER VARGA (6-0, 255, Fr)
- HOLD** 18 SEAN McGUIRE (6-3, 220, R-Fr)
-or- 86 ADAM HOOGERWERF (5-11, 180, Soph)

Opponent	LT	LG	C	RG	RT	QB	RB	WR	WR	WR	TE/WR/RB
EIU	Baldus	R.Ricketts	Judd	Torgerson	Zobrist	Norvell	Moore	Acklin	Lenoir	Borsellino	Hoogerwerf
ILLINI	Baldus	Torgerson	Judd	Zobrist	Detweiler	Norvell	Moore	Acklin	Lenoir	Borsellino	Hoogerwerf
COASTAL	Baldus	Torgerson	Judd	Zobrist	Detweiler	Norvell	Watson	Acklin	Lenoir	Borsellino	Hoogerwerf
SIU	Baldus	Torgerson	Judd	R.Ricketts	Zobrist	Norvell	Watson	Acklin	Lenoir	Borsellino	Hoogerwerf
USD	Baldus	Torgerson	Judd	R.Ricketts	Zobrist	Norvell	Watson	Acklin	Lenoir	Borsellino	Harris
UNI	Baldus	Torgerson	Judd	R.Ricketts	Zobrist	Norvell	Watson	Acklin	Lenoir	Borsellino	Hoogerwerf
ILLST	Baldus	Torgerson	Judd	R.Ricketts	Zobrist	Norvell	Watson	Williams	Lenoir	Borsellino	Harris
YSU	Baldus	Torgerson	Judd	R.Ricketts	Zobrist	Norvell	Watson	Williams	Lenoir	Borsellino	Harris
NDSU	Kaltmayer	Torgerson	Judd	R.Ricketts	Zobrist	Norvell	Watson	Williams	Lenoir	Borsellino	Hoogerwerf
INDST	Baldus	Torgerson	Judd	R.Ricketts	Zobrist	McGuire	Watson	Williams	Lenoir	Borsellino	Harris
SDSU	Baldus	Torgerson	Judd	R.Ricketts	Zobrist	McGuire	Watson	Williams	Lenoir	Borsellino	Harris
DAYTON											

Opponent	DE	DT	DT	DE	OLB	MLB	OLB	CB	FS	SS	CB
EIU	LaChapelle	Harley	G.Ricketts	Holtschlag	Brott	Taylor	Blumenshine	Rowe	Diggs	Griffith	T.Smith
ILLINI	LaChapelle	Harley	G.Ricketts	Holtschlag	Brott	Taylor	Blumenshine	Rowe	Diggs	Griffith	T.Smith
COASTAL	LaChapelle	Harley	G.Ricketts	Holtschlag	Brott	Taylor	Blumenshine	Rowe	Diggs	Griffith	Fitzpatrick
SIU	LaChapelle	Harley	G.Ricketts	Holtschlag	Brott	Taylor	Nichols	Sharpe	Diggs	Griffith	Fitzpatrick
USD	LaChapelle	Harley	G.Ricketts	Holtschlag	Brott	Taylor	Nichols	Rowe	Spearman	Griffith	Sharpe
UNI	LaChapelle	Harley	G.Ricketts	Holtschlag	Brott	Taylor	Nichols	Rowe	Diggs	Griffith	T.Smith
ILLST	LaChapelle	Harley	G.Ricketts	Holtschlag	Brott	Taylor	Nichols	Rowe	Diggs	Griffith	T.Smith
YSU	Olson	Harley	G.Ricketts	Holtschlag	Brott	Taylor	Nichols	Rowe	Diggs	Griffith	T.Smith
NDSU	Swenson	Harley	G.Ricketts	Holtschlag	Brott	Taylor	Baxter	Rowe	Diggs	Griffith	T.Smith
INDST	Swenson	Harley	G.Ricketts	Holtschlag	Brott	Taylor	Baxter	Rowe	Diggs	Griffith	Sharpe
SDSU	Swenson	Harley	G.Ricketts	Holtschlag	Brott	Taylor	Baxter	Sharpe	Spearman	Griffith	T.Smith
DAYTON											

#17 JAELOH ACKLIN

SOPH/WR

SOPHOMORE (2015):

- Caught a 6-yard pass against Eastern Illinois.
- Started at Illinois and finished with a 23-yard catch.
- Two receptions at Coastal Carolina for nine yards.
- Started against Southern Illinois.
- Two catches versus South Dakota for 53 yards, including his first collegiate touchdown reception (42 yards).
- Made a 14-yard catch at UNI.
- 18-yard reception at Illinois State.
- Played against Youngstown State.
- Caught two passes for 13 yards at North Dakota State.
- Played at Indiana State and vs. South Dakota State.

CAREER-HIGH RECEPTIONS: 2 on three occasions

CAREER-HIGH RECEIVING YARDS: 53 vs. SOUTH DAKOTA (10/10/15)

CAREER-HIGH TOUCHDOWNS: 1 vs. SOUTH DAKOTA (10/10/15)

#58 RIGGS BAXTER

FR/LB

FRESHMAN (2015):

- Recorded a tackle in his collegiate debut as a true-freshman vs Eastern Illinois.
- Made four tackles Illinois, including a shared one for a loss.
- Solo tackle for loss at Coastal Carolina.
- Two solo tackles versus Southern Illinois.
- Assisted tackle against South Dakota.
- Played at UNI.
- Quarterback hurry against Youngstown State.
- Made his first collegiate start at North Dakota State... recorded a career-high 13 tackles.
- Shared team-lead with eight tackles, including his first collegiate sack (10 yards).
- Finished the South Dakota State game with eight tackles (seven solos).

CAREER-HIGH TACKLES: 13 at NORTH DAKOTA STATE (11/7/15)

#47 MICHAEL BISHOFF

R-FR/LB

REDSHIRT-FRESHMAN (2015):

- Recorded six tackles in his first collegiate game versus Eastern Illinois... broke up a pass.
- Five tackles at Illinois.
- Four solo tackles, including a 2-yard TFL, at Coastal Carolina.
- Four stops versus Southern Illinois.
- Four solo tackles against South Dakota.
- Played at UNI.
- Matched a season-high of six tackles at Illinois State.
- Four tackles versus Youngstown State (3 solos).
- Four tackles at North Dakota State.
- Made two tackles at Indiana State.
- Finished with five tackles against South Dakota State.

CAREER-HIGH TACKLES: 6 on two occasions

#1 JOEY BORSELLINO

JR/WR

JUNIOR (2015):

- Caught four passes for 36 yards against Eastern Illinois.
- Caught two passes for minus 1 yard at Illinois.

- Career-high 113 receiving yards... equaled a personal-best of 10 receptions, at Coastal Carolina... caught a 13-yard TD.
- Three receptions totaling 51 yards versus Southern Illinois... surpassed 100 career receptions in the victory.
- Registered third career 100-yard game in the South Dakota victory, ending with 112 yards on four catches... caught a career-long 61 yard pass that went for a touchdown.
- 64 receiving yards on a game-high seven catches at UNI and caught a 9-yard touchdown.
- Caught six passes for 48 yards at Illinois State.
- 8-yard reception against Youngstown State.
- 14 yards on two catches at North Dakota State.
- Career-high 187 receiving yards and a touchdown at Indiana State, matching a career-high with 10 receptions... recorded a career-long 78-yard reception (for a TD) - the longest pass reception by a Leatherneck in four years.
- Team-leading 91 receiving yards on five receptions against South Dakota State... moved into seventh place all-time in yards, tied for fifth in receptions.

SOPHOMORE (2014): Started all 12 games... third on the team with 549 receiving yards on 41 receptions... caught four TD passes... became the 28th Leatherneck to reach 1,000 receiving yards.

CAREER-HIGH RECEIVING YDS: 187 at INDIANA STATE (11/14/15)

CAREER-HIGH RECEPTIONS: 10 on three occasions

CAREER-HIGH TOUCHDOWNS: 1 on 11 occasions

#35 ADAM BROTT

SOPH/LB

SOPHOMORE (2015):

- Recorded five tackles and broke-up a pass while making his first collegiate start against Eastern Illinois.
- Career-high eight tackles at Illinois, including five solos... also had a quarterback hurry.
- Four solo tackles at Coastal Carolina.
- Solo tackle for a loss and forced a fumble versus Southern Illinois.
- Career-high 10 tackles versus South Dakota.
- Made five tackles at UNI (four solos) and broke up a pass.
- Four tackles at Illinois State, of which three were solos.
- Career-high 14 tackles against Youngstown State, including 11 solo stops... of those 14 tackles, 4.0 were for a loss - the most by a Leatherneck in four seasons.
- Six tackles at North Dakota State, including a shared for loss.
- Recorded seven tackles at Indiana State.
- Made eight tackles, including 2.0 tackles for a loss, versus South Dakota State... broke up a pass.

CAREER-HIGH TACKLES: 14 vs. YOUNGSTOWN STATE (10/31/15)

CAREER-HIGH TFL: 4.0 vs. YOUNGSTOWN STATE (10/31/15)

#5 AARON DIGGS

SOPH/DB

CFPA DEFENSIVE BACK WATCH LIST

SOPHOMORE (2015):

- Tied for the team lead with a career-high seven tackles, including a 4-yard tackle for a loss, versus Eastern Illinois.
- Career-high eight tackles at Illinois, including a forced fumble and fumble recovery.
- Improved on his career-high making 10 tackles at Coastal Carolina, eight of which were solos. Added a 3-yard TFL.
- Six solo tackles and forced a fumble that was returned for a touchdown against Southern Illinois... also had a pass break-up.
- Two solo tackles versus South Dakota.

#5 AARON DIGGS CONT...

- Set a UNI-Dome record with a 95-yard interception return for a touchdown to start the scoring... play tied for the second-longest in WIU history... added two solo stops in the victory.
- Recorded his second interception in as many weeks at Illinois State... ended with three solo tackles, including one for a loss.
- Six solo tackles against Youngstown State.
- Recorded eight tackles at North Dakota State.
- Two tackles at Indiana State.

FRESHMAN (2014): Played in nine games and made a start... 16 of his 25 tackles were solo stops... 11-yard sack, six pass break-ups and a forced fumble on the season... one of two true-freshmen on defense.

CAREER-HIGH TACKLES: 10 at COASTAL CAROLINA (9/19/15)

CAREER-HIGH PBU: 2 on two occasions

CAREER-HIGH INTERCEPTIONS: 1 on two occasions

CAREER TOUCHDOWNS: 1 (95 yards interception at UNI, 10/17/15)

#38 DAVID GRIFFITH

SOPH/DB

SOPHOMORE (2015):

- Made five tackles, including a 6-yard solo sack, with a pass break-up against Eastern Illinois.
- Career-high 10 tackles at Illinois, intercepted a pass and forced a fumble.
- Two solo tackles at Coastal Carolina.
- Career-high 14 tackles against Southern Illinois (10 solos)... had a 3-yard TFL.
- Finished with six tackles against South Dakota.
- Added a solo tackle and pass break-up to go with his key interception late in the fourth quarter at UNI to help seal the victory.
- Made four tackles at Illinois State.
- Six solo tackles against Youngstown State.
- Reached double-digits with 10 tackles at North Dakota State.
- Seven solo tackles at Indiana State.
- Three tackles and broke up two passes versus South Dakota State.

FRESHMAN (2014): Played in all 12 games and started twice... 16 of his 31 tackles were solo stops... recorded an interception and pass break-up on the year... one of two true-freshmen on defense.

CAREER-HIGH TACKLES: 14 vs. SOUTHERN ILLINOIS (10/3/15)

CAREER-HIGH INTERCEPTIONS: 1 on three occasions

#92 KRIS HARLEY

SR/DL

SENIOR (2015):

- Recorded a tackle, pass break-up and quarterback hurry against Eastern Illinois.
- Made two tackles at Illinois, including one for a loss.
- Four of his career-high tying five tackles at Coastal Carolina were solo stops.
- Three solo tackles, a pass break-up and two quarterback hurries against Southern Illinois.
- Quarterback hurry against South Dakota.
- Three tackles, including one for a loss, at UNI.
- Started at Illinois State and made a solo tackle.
- Career-high eight tackles against Youngstown State, including one for a loss, and added a quarterback hurry.
- Assisted tackle at North Dakota State.

- Four tackles at Indiana State, including one for a loss.
- Five solo tackles with a sack and 2.0 TFL against South Dakota State... also forced a fumble.

JUNIOR (2014): MVFC All-Newcomer Team... Started all 12 games... recorded 35 tackles (26 solos) with 6.0 tackles for loss and shared the team-lead with 3.5 sacks... one pass break-up... Transferred to Western after spending three years at Virginia Tech.
CAREER-HIGH TACKLES: 8 vs. YOUNGSTOWN STATE (10/31/15)
CAREER-HIGH TFL: 2.0 vs. SOUTH DAKOTA STATE (11/21/15)

#39 LARRY HARRIS

SR/TE

SENIOR (2015):

- Saw action versus Eastern Illinois.
- Played at Illinois and at Coastal Carolina.
- Played versus Southern Illinois and South Dakota.
- Caught an 11-yard pass for a first down at UNI.
- Started at Illinois State and against Youngstown State.
- Played at North Dakota State and assisted on a tackle.
- Started at Indiana State and South Dakota State.

JUNIOR (2014): Played in all 12 games and started twice... caught three passes for 34 yards.

CAREER-HIGH RECEPTIONS: 2 vs. Valparaiso (8/28/14)

CAREER-HIGH YARDS: 22 vs. Valparaiso (8/28/14)

CAREER-HIGH TOUCHDOWNS: 1 on two occasions

#89 TAYLOR HILL

SR/TE

SENIOR (2015):

- Saw action versus Eastern Illinois, Illinois and Coastal Carolina.
- Made first career touchdown reception with a 2-yard catch against Southern Illinois.
- Played against South Dakota.
- Played at UNI and at Illinois State.
- Saw action versus Youngstown State and at North Dakota State.
- Played at Indiana State and versus South Dakota State.

JUNIOR (2014): Started in the opener versus Valparaiso and had a 7-yard catch... two catches for five yards at Wisconsin... 9-yard catch against Drake... suffered a season-ending knee injury in the Drake game... earned his Bachelor's degree following the Fall 2014 semester... received the Missouri Valley Football Conference Presidents Academic Award, earning a 3.50 cumulative GPA and was within 18 hours of graduation.

CAREER-HIGH RECEPTIONS: 4 at Youngstown State (10/19/13)

CAREER-HIGH REC YARDS: 27 at Youngstown State (10/19/13)

CAREER TOUCHDOWNS: 1 vs. SOUTHERN ILLINOIS (10/3/15)

#99 EDDY HOLTSCHLAG

SR/DL

TEAM CAPTAIN

SENIOR (2015):

- Made five solo tackles, forced a fumble and recorded his first-ever interception in the win over Eastern Illinois... added 2.0 tackles for a loss, including a 5-yard sack against EIU.
- Four assisted tackles at Illinois and broke up a pass.
- Solo tackle at Coastal Carolina.
- Three tackles, including a 2-yard TFL, against Southern Illinois.
- Had four tackles, a pass break-up and two quarterback hurries against South Dakota.

#99 EDDY HOLTSCHLAG CONT

- Solo tackle at UNI.
- Matched season-high of five tackles at Illinois State.
- Five tackles versus Youngstown State.
- Two assisted tackles at North Dakota State.
- Made six tackles, including 1.5 for a loss, at Indiana State.
- Five tackles against South Dakota State.

JUNIOR (2014): Saw action in 11 games and started in every appearance... made 33 tackles, 7.5 for a loss and shared the team lead with 3.5 sacks... team-leading three quarterback hurries.

CAREER-HIGH TACKLES: 7 vs. UNI (10/25/14)

CAREER-HIGH SACKS: 2 vs. South Dakota State (10/12/13)

CAREER-HIGH INT: 1 vs. EASTERN ILLINOIS (9/3/15)

#86 ADAM HOOGERWERF

SO/WR

SOPHOMORE (2015):

- Started against Eastern Illinois.
- Made one reception versus Illinois.
- Started at Coastal Carolina.
- Recorded a career-high 41 yards on three catches against Southern Illinois.
- Saw action against South Dakota.
- Started at UNI.
- Played at Illinois State and was responsible for the holding duties on point-after kicks.
- One catch for 20 yards versus Youngstown State.
- Started at North Dakota State.

CAREER-HIGH RECEPTIONS: 3 on two occasions

CAREER-HIGH REC YARDS: 41 vs. SOUTHERN ILLINOIS (10/3/15)

#33 NATHAN KNUFFMAN

JR/P-K

FRED MITCHELL AWARD WATCH LIST

JUNIOR (2015): Earned a spot on the initial Watch List for the Fred Mitchell Award, which goes to the top place kicker in the country.

- Matched a career-high of two field goals versus Eastern Illinois and made 2-of-3 extra points... averaged 44.2 yards on four punts, putting two inside the 20-yard line.
- Averaged 35.6 yards on seven punts at Illinois, placing one inside the 20-yard line. Had a punt blocked and returned for a touchdown.
- Had four kickoffs at Coastal Carolina and converted all three extra point attempts... had a 41-yard FG attempt blocked.
- Kicked the game-winning 20-yard FG with only two seconds left to get the 37-36 win over Southern Illinois... converted 4-of-4 on extra points... named **MVFC Special Teams Player of the Week**.
- Matched personal-high of two field goals, including a career-long 38 yards, in the win over South Dakota... hit 4-of-5 extra points.
- Kicked a 23-yard fourth quarter field goal to help secure a victory at UNI... added three extra points.
- Went 4-for-4 on extra points at Illinois State.
- 3-for-3 on extra points versus Youngstown State and averaged 34.0 yards on two punts.
- Kicked an extra point at North Dakota State.
- Had a field goal in three attempts and 4-of-5 on extra points at Indiana State.
- Career-long 42 yard field goal versus South Dakota State and made all three extra point attempts... 46.3 average on three punts.

SOPHOMORE (2014): Started as punter and place kicker in all 12 games... ranked seventh nationally in FG percentage (.917) and 58th averaging 0.92 FG per game... ninth in the MVFC at 38.5

yards per punt... after two years already ranks eighth in career field goals (14), ninth in extra points (66) and seventh in scoring (108).

CAREER-HIGH EXTRA POINTS: 6 on two occasions

CAREER-HIGH FG MADE: 2 on five occasions

CAREER-LONG PUNT: 65 at Minnesota (9/14/13)

CAREER-LONG FG: 42 vs. SOUTH DAKOTA STATE (10/10/15)

#7 LANCE LENOIR

JR/WR

2015 PRESEASON ALL-AMERICAN

ALL-TIME WIU LEADER IN RECEPTIONS; 100-YARD GAMES AND YARDS

JUNIOR (2015): Preseason Second Team All-American (STATS)... preseason All-Missouri Valley Football Conference...

- Named **STATS FCS National Special Teams** and **MVFC Special Teams Player of the Week** award following the Eastern Illinois game... career-high 280 all-purpose yards, of which 156 came on kickoff and punt returns... returned two kickoffs for 105 yards and three punts for 51 yards... kickoff return of 71 yards was the longest by a Leatherneck in four years, while his punt return of 42 yards matched the longest since 2009... his 105 kickoff return yards were the most in four years... added 10 receptions for 124 yards and a TD versus EIU, his seven career 100-yard game... set a WIU single-game record with 52.5 average on kickoff returns.
- Caught two passes at Illinois, two kickoff returns for 32 yards and two punt returns for -1 yard.
- Tied the WIU career record with his eighth 100-yard receiving game at Coastal Carolina, 10 receptions for 116 yards... added 44 yards on two kickoff returns.
- Broke the WIU career record with his ninth 100-yard receiving game, 120 yards on four catches against Southern Illinois... his 44-yard reception on the final drive help set up the game-winning field goal... added a 19-yard kickoff return.
- Caught four passes for 83 yards and a touchdown against South Dakota... returned two punts for 27 yards and added a 35-yard kickoff return.
- Game-high 76 yards at UNI, including a key 40-yard catch in the fourth quarter that helped secure the victory... caught six passes... went over 2,000 career receiving yards in the game.
- Broke the all-time WIU receptions record with 11 catches at Illinois State totaling 131 yards... turned in his 10th career 100-yard game... Lenoir surpassed Reggie Gray for the all-time receptions record... caught a touchdown in the game.
- Team-leading four receptions for 96 yards versus Youngstown State, including a 56-yard touchdown.
- Overtook second place all-time in receiving yards following his 96-yard performance at North Dakota State... caught a 40-yard touchdown, one of his five receptions... tied for second all-time in TD receptions (19).
- Became the all-time receiving yardage leader (2,428) following his 67-yard performance at Indiana State... made eight receptions, including a long of 24 yards.
- Five receptions totaling 85 yards against South Dakota State.

SOPHOMORE (2014): First Team All-MVFC... became one of five Leathernecks to record 1,000 receiving yards in a season, and the only non-senior to reach that milestone... set WIU record with 75 receptions in a season... team-leading 1,030 yards and seven touchdowns... in two seasons already ranks ninth all-time in yards (1,519), fourth in 100-yard games (6), seventh in receptions (114), and tied for sixth in touchdowns (14)... fifth in the league and 36th nationally in TD catches... third in the conference in yards per game (85.8) and was 23rd nationally... second-most receptions in

#7 LANCE LENOIR CONT...

the MVFC and 19th in the country at 6.3 per game... ranked fifth in the MVFC averaging 17.8 yards per kickoff return.

CAREER-HIGH RECEPTIONS: 12 vs Illinois State (10/18/14)

CAREER-HIGH RECEIVING YARDS: 195 vs Illinois State (10/18/14)

CAREER-HIGH TOUCHDOWNS: 2 on four occasions

CAREER-HIGH KICKOFF RTN YDS: 105 vs. EASTERN ILLINOIS (9/3/15)

CAREER-HIGH PUNT RTN YDS: 51 vs. EASTERN ILLINOIS (9/3/15)

#2 ISAIAH LESURE

R-FR/WR

REDSHIRT-FRESHMAN (2015):

- Caught an 11-yard pass against Eastern Illinois.
- Played at Illinois and at Coastal Carolina.
- Played versus Southern Illinois and Youngstown State.
- Played at North Dakota State and Indiana State.
- Caught a 3-yard touchdown versus South Dakota State, his first collegiate touchdown.

CAREER-HIGH REC YARDS: 11 vs. EASTERN ILLINOIS (9/3/15)

CAREER-HIGH TOUCHDOWNS: 1 vs. SOUTH DAKOTA STATE (11/21/15)

#18 SEAN McGUIRE

R-FR/QB

REDSHIRT-FRESHMAN (2015):

- Saw action at quarterback late in the Illinois game completing 3-of-6 passes for 21 yards.
- Missed three games (Illinois State, Youngstown State, North Dakota State).
- Earned his first collegiate start at Indiana State... responded with 29-of-44 passing for 332 yards and a touchdown... added 28 rushing yards and a touchdown... his 78-yard touchdown pass was the longest pass completion in four years... named **Missouri Valley Football Conference 'Co-Newcomer of the Week'** and **STATS 'National Freshman of the Week'** for his performance.
- Threw for 282 yards and a touchdown while rushing for 29 yards against South Dakota State... his 7-yard TD run in the second overtime won the game.

CAREER-HIGH COMPLETIONS: 29 at INDIANA STATE (11/14/15)

CAREER-HIGH ATTEMPTS: 44 at INDIANA STATE (11/14/15)

CAREER-HIGH YARDS: 332 at INDIANA STATE (11/14/15)

CAREER-HIGH TOUCHDOWNS: 1 on two occasions

CAREER-HIGH RUSHING YARDS: 29 vs SOUTH DAKOTA STATE (11/21/15)

CAREER-HIGH RUSH TD: 1 on two occasions

#34 STEVE McSHANE

FR/RB

FRESHMAN (2015):

- Rushed for team-leading 52 yards on 14 attempts and caught an 11-yard pass against Eastern Illinois... played as a true-freshman.
- Team-leading 41 rushing yards and 13 receiving yards on three receptions at Illinois.
- Rushed for 13 yards (4 attempts) and caught a 16-yard pass at Coastal Carolina.
- Recorded four rushing yards against Southern Illinois.
- Rushed seven times for 16 yards against South Dakota and caught three passes for 17 yards.
- Rushed for one yard at UNI.
- 14 yards on four carries at Illinois State and caught a 5-yard pass.

- Rushed for team-leading and season-high 67 yards on 12 attempts versus Youngstown State... also caught a 19-yard pass.
- 13 rushing yards on six attempts at North Dakota State.
- Rushed for eight yards on three attempts at Indiana State.
- Played against South Dakota State.

CAREER-HIGH RUSH YARDS: 67 vs. YOUNGSTOWN STATE (10/31/15)

#52 QUENTIN MOON

FR/LB

FRESHMAN (2015):

- Shared the team lead with seven tackles in the win over Eastern Illinois... played on defense as a true-freshman.
 - Played at Illinois and Coastal Carolina, and vs. Southern Illinois.
 - Three of his four tackles against South Dakota were solo stops.
 - Recorded two solo tackles at UNI.
 - Played at Illinois State.
 - Two tackles against Youngstown State.
 - Four tackles at North Dakota State and shared on one for a loss.
 - Played at Indiana State.
 - Five tackles (1.0 TFL) and forced fumble vs. South Dakota State.
- CAREER-HIGH TACKLES:** 7 vs. EASTERN ILLINOIS (9/3/15)

#28 DEVON MOORE

JR/RB

JUNIOR (2015):

- Rushed for 33 yards on a career-high 23 attempts and set a career-high of two touchdown runs against Eastern Illinois.
- Rushed four times for nine yards at Illinois.
- Rushed 11 times for 56 yards against South Dakota.
- Played at UNI.
- 52 yards on nine attempts at Illinois State, including a 10-yard TD run in the second half.
- Tallied 14 yards on five attempts against Youngstown State.
- Team-leading 23 rushing yards at North Dakota State.
- 3-yard rush at Indiana State.
- Rushed for 38 yards and a touchdown versus South Dakota State.

SOPHOMORE (2014): Played in all 12 games and made a start... second on the team with 337 rushing yards (4.5 ypc) and tied for the team lead with five touchdowns.

CAREER-HIGH ATTEMPTS: 23 vs. EASTERN ILLINOIS (9/3/15)

CAREER-HIGH RUSH YARDS: 98 at South Dakota (11/8/14)

CAREER-HIGH RUSH TDs: 2 vs. EASTERN ILLINOIS (9/3/15)

#95 MICK NELSON

SOPH/DL

SOPHOMORE (2015):

- Recorded a career-high four tackles, including a TFL, in the win over Eastern Illinois.
- Assisted on a tackle for loss at Illinois.
- Played at Coastal Carolina and made two tackles.
- Two solo tackles against Southern Illinois.
- Finished the South Dakota game with three tackles, a tackle for loss, and a fumble recovery.
- Solo tackle at UNI.
- Played at Illinois State.
- One tackle and a quarterback hurry versus Youngstown State.
- Two solo tackles, including one for a loss, at North Dakota State.
- Assisted tackle at Indiana State.
- Played against South Dakota State.

#95 MICK NELSON CONT...

REDSHIRT-FRESHMAN (2014): Played in all 12 games... recorded seven tackles, 2.5 TFL and a sack... recovered a fumble... played on punt coverage.

CAREER-HIGH TACKLES: 4 vs. EASTERN ILLINOIS (9/3/15)

CAREER-HIGH TFL: 1.5 vs. Valparaiso (8/28/14)

#14 TRENTON NORVELL

JR/QB

CFPA PLAYER OF THE YEAR WATCH LIST

TEAM CAPTAIN

JUNIOR (2015): Named to the College Football Performance Awards preseason watch list for 'Player of the Year'.

- Completed 18-of-35 passes for 189 yards with a touchdown and interception versus Eastern Illinois.

- Went 8-for-18 passing for 22 yards and two interceptions at Illinois.

- Career-high 370 passing yards on 31-of-48 attempts at Coastal Carolina with two touchdowns and no turnovers... finished one completion shy of the WIU single-game record... yardage was the 12th-most in program history.

- Finished with 333 passing yards on 18-of-35 effort against Southern Illinois... recorded two touchdowns and two interceptions... moved into a tie for second place all-time in TD passes.

- Against South Dakota completed 16-of-25 passes for 288 yards and three touchdowns... also rushed for 19 yards and a TD.

- Completed 25-of-36 passes for 263 yards and a touchdown and interception at UNI... rushed three times for six yards... completed a pass to seven different receivers.

- Registered his sixth career 300-yard passing game with 313 yards on 27-of-47 passing and two touchdowns at Illinois State.

- Finished with 154 passing yards and a touchdown against Youngstown State.

- Went 16-of-30 for 172 yards and a touchdown and interception at North Dakota State.

- Missed the Indiana State game, the first missed game of his WIU career snapping a streak of 33 consecutive starts.

SOPHOMORE (2014): Honorable Mention All-MVFC... two-time MVFC 'Offensive Player of the Week'... three-time CFPA Honorable Mention selection... started all 12 games... ranked 11th nationally throwing 24 touchdown passes and 17th in passing yards (2,891)... 33rd in the country accounting for 13.0 points per game... 37th nationally averaging 252.9 yards of total offense per game and 29th in passing efficiency (139.2)... ranked fifth in WIU season leaderboard in yards, fourth in completions, fifth in attempts, third in touchdown passes and fourth in total offense... became the only underclassman in WIU history to reach 3,000 yards of total offense.

CAREER-HIGH COMPLETIONS: 31 at COASTAL CAROLINA (9/19/15)

CAREER-HIGH ATTEMPTS: 50 vs. Southern Illinois (11/2/13)

CAREER-HIGH YARDS: 370 at COASTAL CAROLINA (9/19/15)

CAREER-HIGH TOUCHDOWNS: 5 at South Dakota (11/8/14)

#98 GAVIN RICKETTS

SR/DL

SENIOR (2015): Recorded four solo tackles, including a 7-yard loss, against Eastern Illinois.

- Three tackles at Illinois.

- Two solo tackles at Coastal Carolina.

- Two solo tackles, including a 4-yard TFL, against Southern Illinois.

- Recorded a quarterback hurry against South Dakota.

- Made two solo tackles at UNI.

- Finished Illinois State game with two tackles.

- Three solo tackles, one for a loss, and a quarterback hurry versus Youngstown State.

- Two tackles, including one for a loss, at North Dakota State.

- Two tackles and shared on one for a loss at Indiana State.

- Two solo tackles against South Dakota State.

JUNIOR (2014): Played and started in all 12 games... recorded team-leading 9.5 tackles for a loss... added 34 tackles, 1.5 sacks and a fumble recovery on the season.

CAREER-HIGH TACKLES: 8 vs. Missouri State (10/26/13)

CAREER-HIGH SACKS: 2 vs. Quincy (9/7/13)

#6 XAVIER ROWE

R-FR/DB

REDSHIRT-FRESHMAN (2015):

- Started in his collegiate debut versus Eastern Illinois... tied for the team lead with seven tackles, including six solo stops, and broke up a pass.

- Matched personal-high of seven tackles at Illinois.

- Five tackles at Coastal Carolina and broke up two passes, including one in the endzone.

- Three solo tackles versus Southern Illinois.

- Four tackles against South Dakota.

- Career-high four pass break-ups at UNI, including one in the endzone... added five tackles (four solos).

- Finished with four assisted tackles at Illinois State.

- Six solo tackles against Youngstown State.

- Career-high 10 tackles at North Dakota State.

- Four tackles (three solos) at Indiana State.

- Two solo tackles against South Dakota State.

CAREER-HIGH TACKLES: 10 at NORTH DAKOTA STATE (11/7/15)

CAREER-HIGH PBU: 4 at UNI (10/17/15)

#81 KHALEN SAUNDERS

R-FR/DL

REDSHIRT-FRESHMAN (2015):

- Recorded two solo tackles in his debut against Eastern Illinois.

- Four tackles at Illinois.

- Recovered a fumble at Coastal Carolina.

- Three solo tackles against Southern Illinois.

- Made two tackles versus South Dakota.

- Solo tackle at UNI.

- Shared on a sack at Illinois State.

- Played against Youngstown State.

- Four tackles at North Dakota State, matching his season-high.

- Made four solo tackles at Indiana State, including a 7-yard TFL.

- Made four tackles, including 2.0 TFL and a sack, with a quarterback hurry against South Dakota State.

CAREER-HIGH TACKLES: 4 on three occasions

CAREER-HIGH TFL: 2.0 vs. SOUTH DAKOTA STATE (11/21/15)

#23 JOSH SMITH

SOPH/DB

SOPHOMORE (2015):

- Tied career-high of four tackles in the opener versus Eastern Illinois.
- Played at Illinois.
- Played at Coastal Carolina.
- Solo tackle versus Southern Illinois.
- Two solo stops against South Dakota.
- Solo tackle at UNI.
- Three tackles at Illinois State.
- Solo tackle for a loss against Youngstown State.
- Assisted tackle at North Dakota State.
- Played at Indiana State.
- Two solo tackles against South Dakota State.

REDSHIRT-FRESHMAN (2014): Played in all 12 games... registered 10 tackles... recorded four tackles in his Leatherneck debut versus Valparaiso.

CAREER-HIGH TACKLES: 4 on two occasions

#13 STACEY SMITH

R-FR/WR

REDSHIRT-FRESHMAN (2015):

- Recorded a 17-yard punt return in his collegiate debut against Eastern Illinois.
- Caught a pass for six yards at Illinois.
- Caught four passes for 51 yards, including his first collegiate touchdown reception, at Coastal Carolina... added 81 yards on five kickoff returns.
- Career-high 96 receiving yards on three catches versus Southern Illinois, including a 53-yard TD catch... added 99 yards on four kickoff returns to give him a season-high 195 all-purpose yards.
- Caught two passes for seven yards against South Dakota.
- Rushed for the first time in his collegiate career at UNI, getting four carries for 16 yards... added a career-high six receptions for 56 yards and 98 kickoff return yards on five attempts.
- Made three catches for 45 yards at Illinois State, including a 24-yard TD reception, and added an 11-yard kickoff return.
- Caught an 11-yard pass and returned four kickoffs for 65 yards against Youngstown State.
- Four receptions at North Dakota State totaling 26 yards and returned a kickoff 23 yards.
- Two catches for 27 yards at Indiana State.
- Caught five passes for 41 yards versus South Dakota State.

CAREER-HIGH RECEPTIONS: 6 at UNI (10/17/15)

CAREER-HIGH RECEIVING YARDS: 96 vs. SOUTHERN ILLINOIS (10/3/15)

CAREER-HIGH TOUCHDOWNS: 1 on three occasions

CAREER-HIGH KICKOFF RETURN YARDS: 99 vs. SOUTHERN ILLINOIS (10/3/15)

#3 TIMOTHY SMITH

R-FR/DB

REDSHIRT-FRESHMAN (2015):

- Came up with first interception in his collegiate debut versus Eastern Illinois and added two solo stops, including a 2-yard TFL.
- Recorded five tackles at Illinois, including a 6-yarder for a loss.
- Broke up a pass at Coastal Carolina.
- Three solo tackles versus Southern Illinois.
- Two solo stops against South Dakota.
- Started at UNI and made two solo tackles.
- Season-high six tackles at Illinois State.

- Three tackles and two pass break-ups against Youngstown State.
- Five tackles at North Dakota State.
- Came up with an interception and broke up a pass at Indiana State.
- Three solo tackles, two pass break-ups and an interception right in front of the goal line versus South Dakota State... returned the interception 31 yards.

CAREER-HIGH TACKLES: 6 at ILLINOIS STATE (10/24/15)

CAREER-HIGH INT: 1 on three occasions

#42 MYLES SPEARMAN

SOPH/DB

SOPHOMORE (2015):

- Recorded a tackle versus Eastern Illinois.
- Season-high six tackles at Illinois.
- Played at Coastal Carolina.
- Solo tackle versus Southern Illinois.
- Earned the start against South Dakota and made four unassisted tackles along with a pass break-up.
- Solo tackle and pass break-up at UNI.
- Played at Illinois State.
- Solo tackle against Youngstown State.
- Two assisted tackles at North Dakota State.
- Matched his season-high of six tackles at Indiana State.
- Started in the South Dakota State game... five tackles and intercepted a desperation pass at the end of regulation to send the game to overtime... interception was the first of his career.

REDSHIRT-FRESHMAN (2014): Played in five games... 18 tackles and three pass deflections... earned his first collegiate start against Drake and finished with a team-high 11 tackles... broke up two passes in the victory... received the Missouri Valley Football Conference Commissioner's Academic Excellence Award.

CAREER-HIGH TACKLES: 11 vs. Drake (9/13/14)

#50 PETE SWENSON

R-FR/DL

REDSHIRT-FRESHMAN (2015):

- Four solo tackles in his collegiate debut against Eastern Illinois, including a tackle for loss.
- Personal-high seven tackles at Illinois, including a shared one for a loss.
- Solo tackle at Coastal Carolina.
- Solo tackle and quarterback hurry against Southern Illinois.
- Two tackles versus South Dakota.
- Two solo tackles and a pass break-up at UNI.
- Three tackles at Illinois State, including a 12-yard sack.
- Two tackles and two quarterback hurries against Youngstown State.
- Made his first collegiate start at North Dakota State... recorded five assisted tackles, including a shared for a loss.
- Registered four tackles and broke up a pass at Indiana State.
- Five solo tackles versus South Dakota State.

CAREER-HIGH TACKLES: 7 at ILLINOIS (9/12/15)

#44 BRETT TAYLOR

SOPH/LB

SOPHOMORE (2015):

- Recorded six tackles and returned an interception for a touchdown in the opener versus Eastern Illinois... made a 1-yard TFL.
- Game-high 16 tackles at Illinois along with a forced fumble and two fumble recoveries... recovered both fumbles on consecutive Illini drives.
- Six tackles, including one for a loss, at Coastal Carolina.
- Career-high 17 tackles against Southern Illinois (11 solos)... recovered a fumble and returned it 21 yards for a touchdown... had a break-up that led to an interception and a quarterback hurry... **MVFC 'Defensive Player of the Week'**.
- Tied for team lead with 10 tackles in the South Dakota victory... added a tackle for loss and a quarterback hurry.
- Game-high 12 tackles at UNI (11 solos), including a tackle for loss... named **MVFC 'Defensive Player of the Week'** for his play.
- Team-leading nine tackles at Illinois State and forced a fumble.
- Finished with 13 tackles versus Youngstown State, including nine solo stops... added a tackle for loss.
- Team-leading and game-high 15 tackles at North Dakota State (7 solos).
- Shared the team-lead with eight tackles at Indiana State.
- Team-leading 11 tackles versus South Dakota State... 4.0 TFL in the win and a quarterback hurry.

REDSHIRT-FRESHMAN (2014): Played in all 12 games and started the final three contests... 29 total tackles and forced a fumble on the year.

CAREER-HIGH TACKLES: 17 vs. SOUTHERN ILLINOIS (10/3/15)

CAREER-HIGH TFL: 4.0 vs. SOUTH DAKOTA STATE (11/21/15)

CAREER-HIGH FUMBLE RECOVERY: 2 at ILLINOIS (9/12/15)

CAREER TOUCHDOWNS: 2 (42 yds Interception vs. EASTERN ILLINOIS, 9/3/15; 21 yd fumble return vs. SOUTHERN ILLINOIS, 10/3/15)

#93 JORDAN (JJ) VELOZ

SOPH/DL

SOPHOMORE (2015):

- Made two tackles in the season-opener against Eastern Illinois.
- Solo tackle at Illinois.
- Played at Coastal Carolina.
- Solo tackle against Southern Illinois.
- Returned to action against Youngstown State.
- Assisted tackle at North Dakota State.
- Played at Indiana State and versus South Dakota State.

REDSHIRT-FRESHMAN (2014): Played in 11 games and made eight tackles... season-high four tackles against Northern Iowa, including a 2-yard TFL... made national news in the spring when he was selected as a donor match as part of the 'Be the Match' program that the football team is part of. His story was picked up by all the national news outlets, and was chosen as one of the day's 'Top 25' stories by the Associated Press.

CAREER-HIGH TACKLES: 4 vs. UNI (10/25/14)

#41 NIKKO WATSON

SR/RB

SENIOR (2015):

- Made his season-debut at Coastal Carolina and rushed for the second-high total in his career... ended with 156 yards on 29 attempts (one shy of his personal-high)... moved into 10th place all-time with his sixth 100-yard rushing game... matched a career-high

of two touchdowns scored... his 39-yard run was the longest since his freshman year... averaged 5.4 yards per carry.

- Rushed for a career-high 174 yards and two touchdowns (on 27 attempts) versus Southern Illinois... named **MVFC Offensive Player of the Week by College Sports Madness**.
- Added 139 rushing yards on 24 attempts with a touchdown against South Dakota.
- Career-high 35 rushing attempts at UNI, helping him to a game-high 115 yards in the victory... his 35 attempts were the most by a Leatherneck running back in six years... caught three passes for 28 yards.
- Team-leading 53 rushing yards on 18 attempts at Illinois State, including a 1-yard touchdown... had a 3-yard reception.
- Rushed for 49 yards and matched a career-high of two touchdowns against Youngstown State.
- Limited to one rushing yard at North Dakota State in just four carries... caught a 12-yard pass.
- Turned in his 11th career 100-yard rushing game at Indiana State, totaling 153 rushing yards... set a career-high of three touchdowns in the overtime win.
- Made it two straight games with 150-plus yards when he rushed for 163 yards and a touchdown versus South Dakota State... 1-yard TD run in the first overtime... averaged 5.8 yards per carry... surpassed 1,000 rushing yards on the season in the game.

SENIOR (2014): Redshirted... **JUNIOR (2013):** Played in 10 games and started seven times... totaled 503 yards on 139 attempts (both second-high totals on the team)... five rushing TDs, averaging 3.6 yards per carry.

CAREER-HIGH RUSH YARDS: 174 vs. SOUTHERN ILLINOIS (10/3/15)

CAREER-HIGH ATTEMPTS: 35 at UNI (10/17/15)

CAREER-HIGH TOUCHDOWNS: 3 at INDIANA STATE (11/14/15)

#15 J'VAUGHN WILLIAMS

JR/WR

JUNIOR (2015):

- Played against Eastern Illinois.
- 5-yard reception at Illinois.
- At Coastal Carolina finished with three catches totaling 62 yards.
- Finished with two catches for 20 yards against Southern Illinois.
- 16-yard catch against South Dakota.
- Had a 14-yard catch at UNI.
- Totaled career-highs of five receptions for 82 yards at Illinois State.
- Started against Youngstown State.
- Caught a 5-yard pass at North Dakota State.
- Career-high six pass receptions for 38 yards at Indiana State.
- Caught three passes totaling 62 yards against South Dakota State.

SOPHOMORE (2014): Played in 11 games... ended with four catches totaling 51 yards.

CAREER-HIGH RECEPTIONS: 6 at INDIANA STATE (11/14/15)

CAREER-HIGH RECEIVING YARDS: 82 at ILLINOIS STATE (10/24/15)



#25 Eastern Illinois **5**
Western Illinois **33**
 September 3, 2015 Hanson Field

MACOMB, Ill. – Lance Lenoir, Jr. caught a touchdown pass and recorded a career-high 280 all-purpose yards while the Western Illinois defense recorded five takeaways in a 33-5 season-opening victory over Eastern Illinois at Hanson Field.

Eastern entered the game ranked 25th in the FCS Coaches preseason poll. Dating back to the 2014 season-finale win versus #18 Indiana State, Western recorded consecutive wins in consecutive games versus a Top 25 opponent for the first time since the first two rounds of the 1998 NCAA playoffs.

Redshirt-freshman **Xavier Rowe**, true-freshman **Quentin Moon** and sophomore **Aaron Diggs** led the Leathernecks in tackles with seven each. Redshirt-freshman **Michael Bishoff** and **Brett Taylor** (interception for TD) each added six tackles. **Eddy Holtschlag** had two tackles for loss, a sack, forced fumble and interception.

Lenoir recorded his seventh career 100-yard receiving game, totaling 10 catches for 124 yards. He logged 51 yards on three punt returns and 105 yards on two kickoff returns.

Trenton Norvell finished 18-of-35 for 189 yards with a touchdown and interception. True-freshman **Steve McShane** gained 52 yards on 14 attempts. **Devon Moore** tallied 33 rushing yards and set a career-high with two TD rushes.

EASTERN ILLINOIS	3	0	2	0	- 5
WESTERN ILLINOIS	7	7	16	3	- 33

(Attendance: 5,985; Temp. 88, sunny, hot)

Qu	Time	Play	Score
1	03:00	Bruno 33 FG	3-0
1	02:22	Lenoir 19 pass from Norvell (Knuffman kick)	3-7
2	05:32	Moore 1 run (Knuffman kick)	3-14
3	13:30	Knuffman 24 FG	3-17
3	02:59	Taylor 42 INT return (Knuffman kick blocked)	3-23
3	02:59	Dewberry PAT return	5-23
3	00:54	Moore 4 run (Knuffman kick)	5-30
4	12:42	Knuffman 26 FG	5-33

STATISTICS	EIU	WIU
First Downs	21	18
Rushing Attempts	49	44
Rushing Yards	155	77
Completions-Attempts-Int.	17-37-3	18-35-1
Passing Yards	153	189
TOTAL OFFENSE	308	266
Punts-Average	8-34.9	6-36.8
Fumbles-Lost	2-2	3-2
Penalties-Yards	14-113	11-113
Sacks By-Yards	2-13	2-11
3rd Down Conversions	6-18	6-19
4th Down Conversions	0-1	1-1
Time of Possession	32:17	27:43

RUSHING: EIU: Seymour 12-59; Church 6-29; Whitlow 15-28; Harrison 3-18; Green 3-10; Neverdon 3-7; Little 7-4. **WIU** - McShane 14-52; Moore 23-33, 2TD; Sanders 3-12; TM 1-(-)1; Westbrook 1-(-)1; Norvell 2-(-)18.

PASSING: EIU - Whitlow 17-36-3, 153; Green 0-1-0. **WIU** - Norvell 18-35-1, 189, TD.

RECEIVING: EIU - Church 6-43; Nelson 3-69; Neverdon 3-4; Mitchell 2-19; Little 2-6; Odugbesan 1-12. **WIU** - Lenoir 10-124, TD; Borsellino 4-36; Lesure 1-11; McShane 1-11; Acklin 1-6; Sanders 1-1.

TACKLES: EIU - McDonald 17; Speller 12; Goodman 8; Fanti 8. **WIU** - Rowe 7; Diggs 7; Moon 7; Taylor 6; Bishoff 6.



Western Illinois **0**
Illinois **44**
 September 12, 2015 Memorial Stadium

CHAMPAIGN, Ill. – Despite the defense recording four takeaways, Western Illinois was held in check offensively at Memorial Stadium losing 44-0 to Illinois.

Brett Taylor recorded a game-high 16 tackles, more than double his previous career-high of seven stops. The sophomore linebacker added two fumble recoveries and a forced fumble.

David Griffith also set a career-high recording 10 tackles. He forced a fumble to go with his interception. **Aaron Diggs** (fumble recovery/forced fumble) and **Adam Brott** each set a career-high with eight tackles.

Pete Swenson made a career-high seven tackles and **Xavier Rowe** tied his career-high of seven stops. Western made 5.0 tackles for loss in the game and broke up a pass.

WESTERN ILLINOIS	0	0	0	0	- 0
ILLINOIS	10	20	0	14	- 44

(Attendance: 37,733; Temp. 62, mostly cloudy)

Qu	Time	Play	Score
1	10:05	Zalewski 31 FG	0-3
1	01:25	Ferguson 1 run (Zalewski kick)	0-10
2	10:05	White 1 pass from Lunt (Zalewski kick)	0-17
2	04:01	Zalewski 20 FG	0-20
2	02:57	Murdock 12 block punt return (Zalewski kick)	0-27
2	00:00	Zalewski 39 FG	0-30
4	14:57	Enyenihi 1 run (Zalewski kick)	0-37
4	08:48	Murdock 5 pass from Crouch (Zalewski kick)	0-44

STATISTICS	WIU	ILL
First Downs	5	27
Rushing Attempts	30	40
Rushing Yards	98	147
Completions-Attempts-Int.	11-24-2	38-54-1
Passing Yards	43	353
TOTAL OFFENSE	141	500
Punts-Average	11-31.5	3-43.3
Fumbles-Lost	0-0	4-3
Penalties-Yards	4-37	3-25
Sacks By-Yards	0-0	0-0
3rd Down Conversions	1-15	9-18
4th Down Conversions	0-2	3-3
Time of Possession	21:35	38:25

RUSHING: WIU - McShane 9-41; Westbrook 9-25; Sanders 5-15; Moore 4-9; S. Smith 1-6; Norvell 1-3; Borsellino 1-0. **ILL** - Vaughn 15-53; Ferguson 13-39, TD; Enyenihi 8-34, TD; Crouch 2-18; Bentley 1-5; TM 1-(-)2.

PASSING: WIU - Norvell 8-18-2, 22; McGuire 3-6-0, 21. **ILL** - Lunt 33-46-1, 316, TD; Crouch 5-8-0, 37, TD.

RECEIVING: WIU - McShane 3-13; Lenoir 2-0; Borsellino 2-(-)1; Acklin 1-23; Williams 1-5; Westbrook 1-4; Hoogerwerf 1-(-)1. **ILL** - Allison 8-124; Murdock 6-51, TD; Ferguson 6-42; Cain 6-29; Taylor 5-46; White 3-31, TD; Clary 2-16; Grant 1-7; Turner 1-7.

TACKLES: WIU - Taylor 16; Griffith 10; Diggs 8; Brott 8; Swenson 7; Rowe 7; Spearman 6; T.Smith 5; Nichols 5. **ILL** - Monheim 7; Fejefeldem 7; Neal 6; Watson 4; Walls 4.



Western Illinois 27
#1 Coastal Carolina 34
 September 19, 2015 Brooks Stadium



Southern Illinois 36
Western Illinois 37
 October 3, 2015 Hanson Field

CONWAY, S.C. - Western Illinois came up short in its two final drives late in the game in attempt to even things up, falling 34-27 at No. 1 ranked Coastal Carolina.

It marked the second time in as many years playing nation's top-ranked team and eighth time in the Division I era. During those last two occurrences Western (1-2 overall) led both times heading into the fourth quarter but fell a score shy.

Trenton Norvell rebounded from a career-low passing performance last week to throw for a career-high 370 yards on 31-of-48 passing with two touchdowns. It was the 12th-highest passing yardage total in program history and he fell one completion shy of matching the program record.

Senior running back **Nikko Watson** made his season-debut by rushing for 156 yards on 29 attempts – his second-highest career rushing total. Watson also tied a career-high of two rushing touchdowns.

Lance Lenoir matched a WIU record with his eighth career 100-yard receiving game totaling 116 yards on 10 receptions. **Joey Borsellino** set a career-high of 113 receiving yards while matching his personal-best of 10 catches. It marked the first time in five years that Western had a pair of 100-yard receiving games.

WESTERN ILLINOIS	0	7	14	6	- 27
COASTAL CAROLINA	3	7	10	14	- 34

(Attendance: 10,311; Temp. 84, sunny)

Qu	Time	Play	Score
1	04:37	Granger 21 FG	0-3
2	07:35	Watson 1 run (Knuffman kick)	7-3
2	05:19	Henderson 1 run (Granger kick)	7-10
3	10:47	Watson 1 run (Knuffman kick)	14-10
3	10:34	Brown 93 kickoff return (Granger kick)	14-17
3	05:25	Borsellino 13 pass from Norvell (Knuffman kick)	21-17
3	03:28	Granger 45 FG	21-20
4	12:34	Jones 19 pass from Ross (pass failed)	21-26
4	09:08	Smith 5 pass from Norvell (pass failed)	27-26
4	07:55	Henderson 3 run (Mapp pass from Ross)	27-34

STATISTICS	WIU	COASTAL
First Downs	27	20
Rushing Attempts	39	37
Rushing Yards	176	196
Completions-Attempts-Int.	31-48-0	15-23-0
Passing Yards	370	153
TOTAL OFFENSE	546	349
Punts-Average	5-35.8	3-47.0
Fumbles-Lost	2-0	1-1
Penalties-Yards	7-55	5-34
Sacks By-Yards	2-11	0-0
3rd Down Conversions	8-18	1-10
4th Down Conversions	1-3	2-2
Time of Possession	38:08	21:52

RUSHING: WIU - Watson 29-156, 2TD; McShane 4-13; Sanders 2-8; Norvell 4(-)1. **COASTAL** - Henderson 24-165, 2TD; Abercrombie 4-26; Ross 8-6; TM 1(-)1.

PASSING: WIU - Norvell 31-48-0, 370, 2TD. **COASTAL** - Ross 15-23-0, 153, TD.

RECEIVING: WIU - Lenoir 10-116; Borsellino 10-113, TD; S.Smith 4-51, TD; Williams 3-62; Acklin 2-9; McShane 1-16; Sanders 1-3. **COASTAL** - Henderson 6-40; Blanks 3-57; Mapp 3-18; Jones 2-31, TD; Sattinger 1-7.

TACKLES: WIU - Diggs 10; Taylor 6; Harley 5; Rowe 5; Bishoff 4; Brott 4; LaChapelle 4. **COASTAL** - Johnson 11; Brant 8; Thompson 8.

MACOMB, Ill. - **Nathan Knuffman** kicked a 20-yard field goal with six seconds left, sending Western Illinois to a 37-36 Homecoming victory over Southern Illinois.

The back-and-forth went the entire game, seeing seven lead changes – including five in the second half.

Brett Taylor recorded a career-high 17 tackles (11 solos) along with his second career touchdown. **Dallas Nichols** added a career-high 16 tackles (11 solos) with a tackle for loss and interception. **David Griffith** also set a career-high making 14 tackles (10 solos).

Nikko Watson rushed for a career-high 174 yards on 27 attempts and matched a personal-best with two touchdowns. It was his second consecutive 100-yard game and eighth of his career.

Lance Lenoir's final catch pushed him over 100 yards in the game, and gave him sole possession of the WIU career record for most 100-yard games with nine.

SOUTHERN ILLINOIS	0	20	7	9	- 36
WESTERN ILLINOIS	7	7	14	9	- 37

(Attendance: 7,125; Temp. 63, cool, sunny, breezy)

Qu	Time	Play	Score
1	12:41	Watson 27 run (Knuffman kick)	0-7
2	14:48	Johnson 51 FG	3-7
2	12:39	Johnson 39 FG	6-7
2	09:39	Hill 2 pass from Norvell (Knuffman kick)	6-14
2	05:44	Jones 26 pass from Iannotti (Johnson kick)	13-14
2	04:11	Williams 26 blocked punt return (Johnson kick)	20-14
3	13:10	Watson 1 run (Knuffman kick)	20-21
3	11:16	Smith 53 pass from Norvell (Knuffman kick)	20-28
3	05:48	Walter 25 run (Johnson kick)	27-28
4	13:08	James 70 INT return (pass failed)	33-28
4	09:35	Taylor 21 fumble return (pass failed)	33-34
4	05:38	Johnson 32 FG	36-34
4	00:02	Knuffman 20 FG	36-37

STATISTICS	SIU	WIU
First Downs	24	23
Rushing Attempts	50	35
Rushing Yards	194	195
Completions-Attempts-Int.	22-31-1	18-35-2
Passing Yards	231	333
TOTAL OFFENSE	425	528
Punts-Average	4-39.5	5-30.8
Fumbles-Lost	2-1	1-1
Penalties-Yards	7-70	6-52
Sacks By-Yards	0-0	0-0
3rd Down Conversions	9-17	6-14
4th Down Conversions	0-0	0-1
Time of Possession	33:00	27:00

RUSHING: SIU - Iannotti 15-65; McIntosh 7-46; Stanton 12-30; Walter 3-28, TD; Isom 9-23; DeSomer 2-5; Lamprakes 1-0; Jones 1(-)-3. **WIU** - Watson 27-174, 2TD; Norvell 2-17; McShane 4-4; Westbrook 1-1; Borsellino 1(-)1.

PASSING: SIU - Iannotti 21-30-1, 227, TD; McIntosh 1-1-0, 4. **WIU** - Norvell 18-35-2, 333, 2TD.

RECEIVING: SIU - Jones 5-89, TD; Reed 4-38; Isom 3-15; Skadeland 2-14; Walter 2-12; James 1-18; Fuehne 1-13; DeSomer 1-11; Iwema 1-10; Lamprakes 1-8; Stanton 1-3. **WIU** - Lenoir 4-120; S.Smith 3-96, TD; Borsellino 3-51; Hoogerwerf 3-41; Williams 2-20; Watson 2-3; Hill 1-2, TD.

TACKLES: SIU - Allen 13; Cameron 8; Jackson 7; Golden 6. **WIU** - Taylor 17; Nichols 16; Griffith 14; Diggs 6.



South Dakota 21
Western Illinois 40
 October 10, 2015 Hanson Field



Western Illinois 24
#12 UNI 19
 October 17, 2015 UNI-Dome

MACOMB, Ill. – Running back **Nikko Watson** and quarterback **Trenton Norvell** each hit career milestones leading Western Illinois to a 40-21 MVFC victory over South Dakota. The Fighting Leathernecks remained undefeated at Hanson Field (3-0).

Norvell surpassed 6,000 career passing yards – now the fifth Leatherneck all-time to reach that milestone. Watson went past 2,000 career rushing yards, becoming the 11th WIU back to surpass 2,000. The duo helped Western begin 2-0 in conference play for the first time in five years.

GAME NOTES: The game was delayed roughly 20 minutes during the second quarter when South Dakota offensive lineman Sam McLeran went down with an injury. He was taken by ambulance to McDonough District Hospital... **Brett Taylor** recorded his third career 10-plus tackle game... With 48 career touchdown passes, Norvell took sole possession of second place and is 14 shy of Paul Singer's record... **Lance Lenoir** is nine receptions shy of tying the WIU all-time record (144)... The Leathernecks guaranteed their 51st year at Hanson Field (out of 66) with at least a .500 record.

SOUTH DAKOTA	7	0	7	7	- 21
WESTERN ILLINOIS	13	6	21	0	- 40

(Attendance: 6,298; Temp. 65, sunny)

Qu	Time	Play	Score
1	11:02	Norvell 4 run (Knuffman kick)	0-7
1	05:04	Bouma 3 run (Bergner kick)	7-7
1	02:50	Lenoir 21 pass from Norvell (kick failed)	7-13
2	07:28	Knuffman 23 FG	7-16
2	00:02	Knuffman 38 FG	7-19
3	14:25	Jackson 10 run (Bergner kick)	14-19
3	13:01	Borsellino 61 pass from Norvell (Knuffman kick)	14-26
3	08:08	Watson 1 run (Knuffman kick)	14-33
3	02:11	Acklin 42 pass from Norvell (Knuffman kick)	14-40
4	06:17	Van Roekel 10 pass from Saeger (Bergner kick)	21-40

STATISTICS	USD	WIU
First Downs	21	25
Rushing Attempts	43	47
Rushing Yards	148	226
Completions-Attempts-Int.	17-29-0	16-25-0
Passing Yards	197	288
TOTAL OFFENSE	345	514
Punts-Average	4-40.5	1-35.0
Fumbles-Lost	1-1	1-1
Penalties-Yards	6-50	7-85
Sacks By-Yards	0-0	1-13
3rd Down Conversions	9-18	11-15
4th Down Conversions	2-3	1-1
Time of Possession	31:37	28:23

RUSHING: USD - Fredrick 19-90; Saeger 12-26; Bouma 5-12, TD; Jackson 1-10, TD; Gunn 6-10. **WIU** - Watson 24-139, TD; Moore 11-56; Norvell 3-19, TD; McShane 7-16; TM 2-(-)4.

PASSING: USD - Saeger 17-29-0, 197, TD. **WIU** - Norvell 16-25-0, 288, 3TD.

RECEIVING: USD - Van Roekel 5-49, TD; Meyer 4-30; Ramsey 3-42; Shufford 2-58; Bouma 2-9; Hale 1-9. **WIU** - Borsellino 4-112, TD; Lenoir 4-83, TD; McShane 3-17; Acklin 2-53, TD; S. Smith 2-7; Williams 1-16.

TACKLES: USD - Lage 11; Warner 10; Wessel 10; Graham 6. **WIU** - Brott 10; Taylor 10; Nichols 6; Griffith 6; Sharpe 5.

CEDAR FALLS, Iowa – Western Illinois took advantage of two interceptions – one for a 95-yard touchdown by **Aaron Diggs** and another from **David Griffith** to help end UNI's fourth quarter comeback – and **Nikko Watson's** 115 rushing yards to remain undefeated in the Missouri Valley Football Conference following a 24-19 win at 12th-ranked Northern Iowa. The Fighting Leathernecks (4-2 overall) improved to 3-0 in the MVFC for the first time since 2000.

The victory also marked the first win at the UNI-Dome since 2006, and in the process ended a four-game losing streak to the Panthers. Western's victory was the second in as many years over a 'Top 15' ranked opponent on the road.

Entering the game with the nation's toughest schedule, Western picked up its second victory over a 'Top 25' opponent, matching last year's accomplishment, and has won three of its last four meetings over a nationally-ranked team since the 2014 season finale.

Watson's career-high 35 attempts surpassed his previous high of 30 set in his collegiate debut in 2011. He recorded his fourth 100-yard game this season (all consecutive) and 10th of his career.

Lance Lenoir went past 2,000 career receiving yards following the key 40-yard catch late in the game. The junior wideout ended with six catches for a game-high 76 yards, giving him 2,038 all-time.

WESTERN ILLINOIS	14	7	0	3	- 24
UNI	0	6	7	6	- 19

(Attendance: 16,324; Temp. Indoors)

Qu	Time	Play	Score
1	05:43	Diggs 95 interception return (Knuffman kick)	7-0
1	02:14	Watson 1 run (Knuffman kick)	14-0
2	08:33	Schmadeke 22 FG	14-3
2	05:45	Borsellino 9 pass from Norvell (Knuffman kick)	21-3
2	00:56	Schmadeke 39 FG	21-6
3	11:16	Hall 32 interception return (Schmadeke kick)	21-13
4	06:35	Bailey 5 run (Bailey pass failed)	21-19
4	03:18	Knuffman 23 FG	24-19

STATISTICS	WIU	UNI
First Downs	22	15
Rushing Attempts	46	32
Rushing Yards	113	91
Completions-Attempts-Int.	25-36-1	16-36-2
Passing Yards	263	170
TOTAL OFFENSE	396	261
Punts-Average	3-35.7	6-35.8
Fumbles-Lost	2-1	0-0
Penalties-Yards	7-77	6-53
Sacks By-Yards	0-0	0-0
3rd Down Conversions	10-18	8-16
4th Down Conversions	1-3	0-0
Time of Possession	32:53	27:07

RUSHING: **WIU** - Watson 35-115, TD; S. Smith 4-16; Norvell 3-6; McShane 1-1; TM 3-(-)5. **UNI** - Bailey 9-28, TD; Kollmorgen 4-18; Malloy 4-16; T. Smith 4-14; Huggins 9-10; Miller 1-3; Brown 1-2.

PASSING: **WIU** - Norvell 25-36-1, 263, TD. **UNI** - Kollmorgen 12-25-1, 94; Bailey 4-11-1, 76.

RECEIVING: **WIU** - Borsellino 7-64, TD; Lenoir 6-76; S. Smith 6-56; Watson 3-28; Williams 1-14; Acklin 1-14; Harris 1-11. **UNI** - Fountain 4-55; Brown 4-37; Malloy 2-31; Rohr 1-15; Weymiller 1-10; Cunningham 1-9; Miller 1-5; B. Smith 1-4; T. Smith 1-4.

TACKLES: **WIU** - Taylor 12; LaChapelle 6; Nichols 5; Brott 5; Rowe 5; Harley 3. **UNI** - Dexter 9; Schult 8; McMakin 8; Hall 8.



#20 Western Illinois 28
#3 Illinois State 48
 October 24, 2015 Hancock Stadium



#24 Youngstown State 23
#23 Western Illinois 21
 October 31, 2015 Hanson Field

NORMAL, Ill. – Western Illinois jumped out to a 28-21 lead early in the third quarter, but No. 3 ranked Illinois State scored four unanswered touchdowns as the Leathernecks dropped a 48-28 Missouri Valley Football Conference decision.

In a battle of the two remaining undefeated teams in the MVFC, the 20th-ranked Leathernecks fell to 4-3 overall and 3-1 in the MVFC while ISU improved to 6-1 and 4-0.

Junior **Lance Lenoir** became the all-time leader in receptions as he hauled in 11 catches totaling a season-high 131 yards. Needing just three to tie, Lenoir surpassed the mark on a 42-yard catch now with 161 all-time (passing Reggie Gray).

Trenton Norvell turned in his sixth career 300-yard passing game finishing 27-for-47 for 313 yards and two touchdowns. **J'Vaughn Williams** recorded career-highs of five catches for 82 yards. **Brett Taylor** led the defense with nine tackles and a forced fumble. **Michael Bishoff** tied a career-high in tackles with six. **Aaron Diggs** and **Dallas Nichols** each had an interception in the game.

WESTERN ILLINOIS	7	14	7	0	- 28
ILLINOIS STATE	14	7	14	13	- 48

(Attendance: 13,391; Temp. 62, windy, cloudy)

Qu	Time	Play	Score
1	13:27	Roberson 65 run (Slattery kick)	0-7
1	07:39	Lenoir 5 pass from Lenoir (Knuffman kick)	7-7
1	01:47	Roberson 9 run (Slattery kick)	7-14
2	07:42	Watson 1 run (Knuffman kick)	14-14
2	04:59	Warrum 41 pass from Roberson (Slattery kick)	14-21
2	02:36	Smith 24 pass from Norvell (Knuffman kick)	21-21
3	08:25	Moore 10 run (Knuffman kick)	28-21
3	06:48	Warrum 65 pass from Roberson (Slattery kick)	28-28
3	04:47	Coprich 19 run (Slattery kick)	28-35
4	11:17	Warrum 0 fumble recovery (kick failed)	28-41
4	05:40	Coprich 83 run (Slattery kick)	28-48

STATISTICS	WIU	ILST
First Downs	29	19
Rushing Attempts	42	44
Rushing Yards	112	306
Completions-Attempts-Int.	28-48-0	8-14-2
Passing Yards	332	211
TOTAL OFFENSE	444	517
Punts-Average	5-31.8	3-33.3
Fumbles-Lost	5-1	1-0
Penalties-Yards	9-80	6-65
Sacks By-Yards	2-22	3-17
3rd Down Conversions	10-18	3-9
4th Down Conversions	2-3	1-2
Time of Possession	30:14	29:46

RUSHING: **WIU** - Watson 18-53, TD; Moore 9-52, TD; Westbrook 4-19; McShane 4-14; TM 1-(-)2; Norvell 6-(-)24. **ILST** - Coprich 29-206, 2TD; Roberson 11-89, 2TD; Moreira 2-8; Towns 1-3; Tibbits 1-0; Warrum 0-0, TD.

PASSING: **WIU** - Norvell 27-47-0, 313, 2TD; S.Smith 1-1-0, 19. **ILST** - Roberson 8-14-2, 211, 2TD.

RECEIVING: **WIU** - Lenoir 11-131, TD; Borsellino 6-48; Williams 5-82; S.Smith 3-45, TD; Acklin 1-18; McShane 1-5; Watson 1-3. **ILST** - Warrum 4-170, 2TD; Coprich 2-3; Clements 1-21; Fowler 1-17.

TACKLES: **WIU** - Taylor 9; Bishoff 6; Nichols 6; T.Smith 6. **ILST** - Donnelly 14; Meehan 13; Riverra 12; Glass 10.

MACOMB, Ill. – Western Illinois took possession of the ball late in the game but could not get into scoring range as the 23rd-ranked Leathernecks dropped a 23-21 Missouri Valley Football Conference game to #24 Youngstown State.

Lance Lenoir led the receiving corps with four receptions totaling 96 yards. **Steve McShane** totaled a season-high 67 rushing yards on 12 attempts. **Nikko Watson** matched a career-high with two touchdown runs.

A pair of sophomore linebackers led the Western defense. **Adam Brott** collected a career-high 14 tackles, 11 of those solo stops. He also recorded four tackles for a loss, the first time a Leatherneck defender collected 4.0 or more tackles for a loss since 2011. **Brett Taylor** added 13 tackles (nine solos).

Senior **Kris Harley** finished with a career-high eight tackles, including one for a loss. **Dallas Nichols** also made eight tackles. Despite not recording a sack, Western finished with 10 tackles for a loss.

Youngstown State was 5-of-17 on third downs while Western was 3-of-16. The Penguins held the ball for 10:30 longer and held a 356-260 edge in total yards.

YOUNGSTOWN STATE	10	10	3	0	- 23
WESTERN ILLINOIS	7	7	7	0	- 21

(Attendance: 2,610; Temp. 50, rain)

Qu	Time	Play	Score
1	08:39	Stubbs 48 pass from Davis (Kennedy kick)	7-0
1	07:39	Lenoir 56 pass from Norvell (Knuffman kick)	7-7
1	03:27	Kennedy 46 FG	10-7
2	14:16	Watson 7 run (Knuffman kick)	10-14
2	07:20	Webb 9 run (Kennedy kick)	17-14
2	00:06	Kennedy 40 FG	20-14
3	05:37	Watson 2 run (Knuffman kick)	20-21
3	02:07	Kennedy 30 FG	23-21

STATISTICS	YSU	WIU
First Downs	19	13
Rushing Attempts	46	39
Rushing Yards	152	106
Completions-Attempts-Int.	18-28-1	8-29-1
Passing Yards	204	154
TOTAL OFFENSE	356	260
Punts-Average	7-37.1	9-31.8
Fumbles-Lost	1-1	0-0
Penalties-Yards	8-79	4-38
Sacks By-Yards	4-26	0-0
3rd Down Conversions	5-17	3-16
4th Down Conversions	1-1	1-3
Time of Possession	35:45	24:15

RUSHING: **YSU** - Ruiz 29-77; Webb 8-72, TD; Stubbs 1-3; Kuhn 1-3; Davis 5-0; TM 2-(-)3. **WIU** - McShane 12-67; Watson 15-49, 2TD; Moore 5-14; S.Smith 1-0; TM 1-(-)1; Norvell 5-(-)23.

PASSING: **YSU** - Wells 16-26-1, 152; Davis 2-2-0, 52, TD. **WIU** - Norvell 8-29-1, 154, TD.

RECEIVING: **YSU** - Stubbs 6-129, TD; Ruiz 5-7; Townsend 3-29; Harvin 2-10; Webb 1-16; Williams 1-13. **WIU** - Lenoir 4-96, TD; Hoogerwerf 1-20; McShane 1-19; S.Smith 1-11; Borsellino 1-8.

TACKLES: **YSU** - Wright 14; Alexander 7; Kormah 7. **WIU** - Brott 14; Taylor 13; Harley 8; Nichols 8; Diggs 6; Rowe 6; Griffith 6.



Western Illinois 7
#5 North Dakota State 59
 November 7, 2015 FargoDome



Western Illinois (OT) 37
Indiana State 30
 November 14, 2015 Memorial Stadium

FARGO, N.D. – Western Illinois fell behind early to fifth-ranked North Dakota State and could not recover, losing 59-7 Saturday.

Trenton Norvell completed 16-of-30 passes for 172 yards and a touchdown with an interception. **Lance Lenoir** ended the game again just shy of another 100-yard game, totaling 96 yards on five receptions. The junior wide receiver's 19th career touchdown moved him into a tie for second place all-time.

Brett Taylor recorded his sixth game this season of 10 or more tackles, finishing with 15. **David Griffith** added 10 tackles, his third game this year with 10 or more stops. **Riggs Baxter** set a career-high in tackles with 13, as did **Xavier Rowe** with 10.

GAME NOTES: True-freshmen Baxter (at linebacker) and offensive lineman **Nicholas Kaltmayer**, along with redshirt-freshman defensive end **Pete Swenson** made their first collegiate start... The Leathernecks started eight underclassmen on defense... Norvell (7,141) surpassed 7,000 career passing yards during the first half... Lenoir moved past Lito Senatus for second place all-time in receiving yards (2,361)... Attendance was announced at 18,251.

WESTERN ILLINOIS	0	0	7	0	- 7
NORTH DAKOTA STATE	17	21	7	14	- 48

(Attendance: 18,251; Temp. Indoors)

Qu	Time	Play	Score
1	13:00	Vraa 41 pass from Stick (Pederson kick)	0-7
1	07:38	Gee-Tucker 36 INT return (Pederson kick)	0-14
1	05:26	Pederson 32 FG	0-17
2	14:54	Urzendowski 20 pass from Stick (Pederson kick)	0-24
2	04:02	Bonnet 5 pass from Stick (Pederson kick)	0-31
2	00:44	Shepherd 43 pass from Stick (Pederson kick)	0-38
3	08:16	Frazier 6 run (Pederson kick)	0-45
3	04:22	Lenoir 40 pass from Norvell (Knuffman kick)	7-45
4	11:51	Dunn 2 run (Pederson kick)	7-52
4	03:10	Dunn 5 run (Pederson kick)	7-59

STATISTICS	WIU	NDSU
First Downs	9	29
Rushing Attempts	16	61
Rushing Yards	33	331
Completions-Attempts-Int.	16-31-1	12-21-0
Passing Yards	172	197
TOTAL OFFENSE	205	528
Punts-Average	8-41.8	3-45.7
Fumbles-Lost	2-1	1-0
Penalties-Yards	2-10	4-20
Sacks By-Yards	0-0	2-11
3rd Down Conversions	2-11	8-13
4th Down Conversions	0-1	1-1
Time of Possession	16:13	43:47

RUSHING: WIU - Moore 2-23; McShane 6-13; S.Smith 1-3; Watson 4-1; Norvell 3-(-)7. **NDSU** - B.Anderson 14-95; Stick 9-86; Frazier 15-66, TD; Dunn 9-41, 2TD; D.Anderson 6-25; Williams 2-8; Davis 3-4; Shepherd 2-4; Morlock 1-2.

PASSING: WIU - Norvell 16-30-1, 172, TD; S.Smith 0-1-0. **NDSU** - Stick 12-20-0, 197, 4TD; Davis 0-1-0.

RECEIVING: WIU - Lenoir 5-96, TD; S.Smith 4-26; Borsellino 2-14; Acklin 2-13; Watson 1-12; McShane 1-6; Williams 1-5. **NDSU** - Urzendowski 4-49, TD; Shepherd 3-78, TD; Frazier 2-9; Vraa 1-41, TD; Albers 1-15; Bonnet 1-5, TD.

TACKLES: WIU - Taylor 15; Baxter 13; Rowe 10; Griffith 10; Diggs 8; Brott 6. **NDSU** - DeLuca 8; Stumpf 4.

TERRE HAUTE, Ind. – Down 17 in the first half, Western Illinois rallied to tie and thanks to **Nikko Watson's** 1-yard run in overtime the Fighting Leathernecks pulled out a 37-30 win.

Western got to overtime thanks to Watson's 8-yard run early in the fourth, but the Sycamores blocked the extra point attempt to keep the score tied at 30-all. During the final drive in regulation, ISU was called for a penalty and had two incomplete passes and another for a loss to send the game to overtime. Once again ISU won the toss and elected to go on defense. From there it was all Watson.

The senior running back had consecutive carries of 11, 9, 2, 2 and the 1-yard plunge to give the Leathernecks the lead for good. Watson turned in his 11th career 100-yard game, finishing with 153 yards on 30 attempts. ISU faced 4th-and-3, **Adam Brott** broke up a pass intended to seal the win.

Redshirt-freshman quarterback **Sean McGuire** threw for 332 yards in his first collegiate start, and junior **Lance Lenoir** became Western's all-time leader in receiving yards (2,428).

WESTERN ILLINOIS	3	7	14	6	7	- 37
INDIANA STATE	13	7	10	0	0	- 30

(Attendance: 4,567; Temp. 51, sunny)

Qu	Time	Play	Score
1	10:53	Knuffman 27 FG	3-0
1	06:39	Harker 8 run (kick failed)	3-6
1	00:50	Genesy 2 run (Heidorn kick)	3-13
2	08:30	Adam 7 run (Heidorn kick)	3-20
2	05:31	McGuire 9 run (Knuffman kick)	10-20
3	10:31	Cook 8 pass from Adam (Heidorn kick)	10-27
3	10:09	Borsellino 78 pass from McGuire (Knuffman kick)	17-27
3	06:30	Watson 5 run (Knuffman kick)	24-27
3	01:56	Heidorn 30 FG	24-30
4	11:06	Watson 8 run (kick blocked)	30-30
OT	15:00	Watson 1 run (Knuffman kick)	30-37

STATISTICS	WIU	INS
First Downs	25	24
Rushing Attempts	40	34
Rushing Yards	192	141
Completions-Attempts-Int.	29-44-2	26-45-1
Passing Yards	332	275
TOTAL OFFENSE	524	416
Punts-Average	4-37.5	6-39.2
Fumbles-Lost	1-0	0-0
Penalties-Yards	5-41	5-45
Sacks By-Yards	2-17	0-0
3rd Down Conversions	9-17	6-15
4th Down Conversions	0-0	0-2
Time of Possession	29:50	30:10

RUSHING: WIU - Watson 30-153, 3TD; McGuire 6-28, TD; McShane 3-8; Moore 1-3. **INS** - Genesy 12-64, TD; Harker 3-26, TD; Fleming 6-23; Porter 5-14; Adam 7-9, TD; Cook 1-5.

PASSING: WIU - McGuire 29-44-2, 332, TD. **INS** - Adam 25-44-1, 261, TD; Tonyan 1-1-0, 14.

RECEIVING: WIU - Borsellino 10-187, TD; Lenoir 8-67; Williams 6-38; S.Smith 2-27; Lesure 2-13; McShane 1-0. **INS** - Tonyan 7-79; Owens 6-68; Genesy 4-37; Cook 4-28, TD; Livingston 3-33; Denton 1-20; Fleming 1-10.

TACKLES: WIU - Taylor 8; Baxter 8; Griffith 7; Brott 7; Holtschlag 6; Spearman 6. **INS** - Walker 18; Lough 8; Thurman 8; Starks 7.



#5 South Dakota State 24
Western Illinois (2OT) 30
 November 21, 2015 Hanson Field

MACOMB, III. – Western Illinois football never played an over-time game in consecutive weeks. The Fighting Leathernecks also had not beaten a ‘Top 5’ nationally-ranked team since October 2003. All that changed Saturday afternoon (Nov. 21) at Hanson Field.

Redshirt-freshman quarterback **Sean McGuire** scored a 7-yard game-winning touchdown run in double-overtime as Western defeated No. 5 South Dakota State 30-24. The Leathernecks finished 5-3 in the Missouri Valley Football Conference, good for a three-way tie for third place and owning the tie-breaker over the other two teams (SDSU and Northern Iowa). Western also clinched its first winning season since 2010, and in the process became playoff eligible.

McGuire finished 19-of-39 for 282 yards and a touchdown. He also rushed for 29 yards. Now in just his second collegiate start, McGuire accounted for more than 300 yards of total offense for the second straight time.

Nikko Watson rushed 28 times for 163 yards, averaging 6.4 yards per carry. In the process of overtime he surpassed 1,000 yards rushing for the season (1,003), marking the 19th occurrence in program history and third consecutive year a running back accomplishing that feat.

SOUTH DAKOTA STATE	0	10	0	7	7	0	- 24
WESTERN ILLINOIS	3	0	7	7	7	6	- 30

(Attendance: 1,853; Temp. 30, snow then sunny, windy)

Qu	Time	Play	Score
1	06:00	Knuffman 42 FG	0-3
2	08:16	Carlson 24 FG	3-3
2	01:32	Mengarelli 8 run (Carlson kick)	10-3
3	05:24	Moore 2 run (Knuffman kick)	10-10
4	14:51	Lesure 3 pass from McGuire (Knuffman kick)	10-17
4	01:35	Paris 2 run (Carlson kick)	17-17
O1	15:00	Watson 1 run (Knuffman kick)	17-24
O1	15:00	Wieneke 8 pass from Lujan (Carlson kick)	24-24
O2	15:00	McGuire 7 run	24-30

STATISTICS	SDSU	WIU
First Downs	27	27
Rushing Attempts	48	53
Rushing Yards	246	230
Completions-Attempts-Int.	21-37-3	19-39-1
Passing Yards	246	282
TOTAL OFFENSE	492	512
Punts-Average	4-31.8	3-46.3
Fumbles-Lost	2-1	1-1
Penalties-Yards	6-37	3-31
Sacks By-Yards	3-12	2-12
3rd Down Conversions	5-14	13-21
4th Down Conversions	1-3	1-2
Time of Possession	32:37	27:23

RUSHING: SDSU - Mengarelli 20-187, TD; Paris 21-48, TD; Lujan 4-6; Christian 3-5. **WIU** - Watson 28-163, TD; Moore 13-38, TD; McGuire 12-29, TD.

PASSING: SDSU - Lujan 21-37-3, 246, TD. **WIU** - McGuire 19-39-1, 282, TD.

RECEIVING: SDSU - Wieneke 9-118, TD; Goedert 3-53; Mengarelli 3-36; Paris 3-15; Andrews 2-14; Landberg 1-10. **WIU** - Borsellino 5-91; Lenoir 5-85; S.Smith 5-41; Williams 3-62; Lesure 1-3, TD.

TACKLES: SDSU - Lally 17; Bobbit 11; Mears 8. **WIU** - Taylor 11; Baxter 8; Brott 8; Broughton 7.

TEAM STATS - OVERALL

Team Statistics	WIU	OPP
SCORING	284	343
Points Per Game	25.8	31.2
Points Off Turnovers	64	51
FIRST DOWNS	223	245
Rushing	86	119
Passing	115	114
Penalty	22	12
RUSHING YARDAGE	1572	2107
Yards gained rushing	1770	2314
Yards lost rushing	198	207
Rushing Attempts	430	484
Average Per Rush	3.7	4.4
Average Per Game	142.9	191.5
TDs Rushing	20	22
PASSING YARDAGE	2764	2390
Comp-Att-Int	220-395-11	210-355-14
Average Per Pass	7.0	6.7
Average Per Catch	12.6	11.4
Average Per Game	251.3	217.3
TDs Passing	15	14
TOTAL OFFENSE	4336	4497
Total Plays	825	839
Average Per Play	5.3	5.4
Average Per Game	394.2	408.8
KICK RETURNS: #-Yards	40-810	31-769
PUNT RETURNS: #-Yards	13-100	20-192
INT RETURNS: #-Yards	14-184	11-209
KICK RETURN AVERAGE	20.2	24.8
PUNT RETURN AVERAGE	7.7	9.6
INT RETURN AVERAGE	13.1	19.0
FUMBLES-LOST	18-8	15-10
PENALTIES-Yards	65-614	70-591
Average Per Game	55.8	53.7
PUNTS-Yards	60-2109	51-1944
Average Per Punt	35.2	38.1
Net punt average	31.3	35.4
KICKOFFS-Yards	54-3331	66-4008
Average Per Kick	61.7	60.7
Net kick average	38.2	39.0
TIME OF POSSESSION/Game	27:36	32:24
3RD-DOWN Conversions	79/182	69/165
3rd-Down Pct	43%	42%
4TH-DOWN Conversions	8/20	11/18
4th-Down Pct	40%	61%
SACKS BY-Yards	11-86	14-79
MISC YARDS	0	9
TOUCHDOWNS SCORED	38	42
FIELD GOALS-ATTEMPTS	8-15	17-24
ON-SIDE KICKS	0-0	1-2
RED-ZONE SCORES	(31-36) 86%	(39-49) 80%
RED-ZONE TOUCHDOWNS	(25-36) 69%	(28-49) 57%
PAT-ATTEMPTS	(32-35) 91%	(36-38) 95%
ATTENDANCE	23871	100577
Games/Avg Per Game	5/4774	6/16763
Neutral Site Games		0/0

Score by Quarters	1st	2nd	3rd	4th	OT	Total
Western Illinois	61	62	107	34	20	284
Opponents	77	108	67	84	7	343

INDIVIDUAL STATISTICS

Rushing	gp-gs	att	gain	loss	net	avg	td	lg	avg/g
Nikko Watson	9-9	210	1018	15	1003	4.8	13	39	111.4
Steve McShane	11-0	64	260	31	229	3.6	0	29	20.8
Devon Moore	9-2	68	253	25	228	3.4	4	19	25.3
Sean McGuire	8-2	18	69	12	57	3.2	2	10	7.1
Charles Westbrook	6-0	15	47	3	44	2.9	0	9	7.3
Devon Sanders	3-0	10	35	0	35	3.5	0	6	11.7
Stacey Smith	11-0	6	20	1	19	3.2	0	7	1.7
Joey Borsellino	11-11	2	0	1	-1	-0.5	0	0	-0.1
TEAM	7-0	8	0	13	-13	-1.6	0	0	-1.9
Trenton Norvell	9-9	29	68	97	-29	-1.0	1	14	-3.2
Total	11	430	1770	198	1572	3.7	20	39	142.9
Opponents	11	484	2314	207	2107	4.4	22	83	191.5

Passing	gp-gs	effic	comp-att-int	pct	yds	td	lg	avg/g
Trenton Norvell	9-9	122.41	168-304-8	55.3	2110	13	61	234.4
Sean McGuire	8-2	117.91	51-89-3	57.3	635	2	78	79.4
Stacey Smith	11-0	129.80	1-2-0	50.0	19	0	19	1.7
Total	11	121.44	220-395-11	55.7	2764	15	78	251.3
Opponents	11	120.83	210-355-14	59.2	2390	14	65	217.3

Receiving	gp-gs	no.	yds	avg	td	lg	avg/g
Lance Lenoir	11-11	69	994	14.4	5	56	90.4
Joey Borsellino	11-11	54	723	13.4	4	78	65.7
Stacey Smith	11-0	31	366	11.8	3	53	33.3
J'Vaughn Williams	11-5	23	304	13.2	0	38	27.6
Steve McShane	11-0	12	87	7.2	0	19	7.9
Jaelon Acklin	11-6	10	136	13.6	1	42	12.4
Nikko Watson	9-9	7	46	6.6	0	13	5.1
Adam Hoogerwerf	9-6	5	60	12.0	0	25	6.7
Isaiah Lesure	8-0	4	27	6.8	1	11	3.4
Devon Sanders	3-0	2	4	2.0	0	3	1.3
Larry Harris	11-5	1	11	11.0	0	11	1.0
Charles Westbrook	6-0	1	4	4.0	0	4	0.7
Taylor Hill	11-0	1	2	2.0	1	2	0.2
Total	11	220	2764	12.6	15	78	251.3
Opponents	11	210	2390	11.4	14	65	217.3

Punt Returns	no.	yds	avg	td	lg
Lance Lenoir	11	69	6.3	0	42
David Griffith	1	14	14.0	0	14
Stacey Smith	1	17	17.0	0	17
Total	13	100	7.7	0	42
Opponents	20	192	9.6	2	64

Interceptions	no.	yds	avg	td	lg
Timothy Smith	3	29	9.7	0	31
David Griffith	2	5	2.5	0	5
Aaron Diggs	2	95	47.5	1	95
Luis Sharpe	2	-1	-0.5	0	0
Dallas Nichols	2	-8	-4.0	0	0
Eddy Holtschlag	1	1	1.0	0	1
Brett Taylor	1	42	42.0	1	42
Myles Spearman	1	21	21.0	0	21
Total	14	184	13.1	2	95
Opponents	11	209	19.0	3	70

Kick Returns	no.	yds	avg	td	lg
Stacey Smith	23	446	19.4	0	44
Lance Lenoir	17	364	21.4	0	71
Total	40	810	20.2	0	71
Opponents	31	769	24.8	1	93

Fumble Returns	no.	yds	avg	td	lg
Brett Taylor	1	21	21.0	1	21
Kyle Hammonds	1	6	6.0	0	6
Total	2	27	13.5	1	21
Opponents	4	54	13.5	0	23

INDIVIDUAL STATISTICS

Scoring	td	fg	PAT				d xp	saf	pts
			kick	rush	rcv	pass			
Nikko Watson	13	-	-	-	-	-	-	78	
Nathan Knuffman	-	8-15	32-35	-	-	-	-	56	
Lance Lenoir	5	-	-	-	-	-	-	30	
Devon Moore	4	-	-	-	-	-	-	24	
Joey Borsellino	4	-	-	-	-	-	-	24	
Stacey Smith	3	-	-	-	-	-	-	18	
Sean McGuire	2	-	-	-	-	-	-	12	
Brett Taylor	2	-	-	-	-	-	-	12	
Trenton Norvell	1	-	-	-	-	0-2	-	6	
Jaelon Acklin	1	-	-	-	-	-	-	6	
Aaron Diggs	1	-	-	-	-	-	-	6	
Taylor Hill	1	-	-	-	-	-	-	6	
Isaiah Lesure	1	-	-	-	-	-	-	6	
Total	38	8-15	32-35	-	-	0-2	-	284	
Opponents	42	17-24	36-38	-	1	1-4	1	343	

Total Offense	g	plays	rush	pass	total	avg/g
Trenton Norvell	9	333	-29	2110	2081	231.2
Nikko Watson	9	210	1003	0	1003	111.4
Sean McGuire	8	107	57	635	692	86.5
Steve McShane	11	64	229	0	229	20.8
Devon Moore	9	68	228	0	228	25.3
Charles Westbrook	6	15	44	0	44	7.3
Stacey Smith	11	8	19	19	38	3.5
Devon Sanders	3	10	35	0	35	11.7
Joey Borsellino	11	2	-1	0	-1	-0.1
TEAM	7	8	-13	0	-13	-1.9
Total	11	825	1572	2764	4336	394.2
Opponents	11	839	2107	2390	4497	408.8

Field Goals	fg	pct.	01-19	20-29	30-39	40-49	50-99	lg	blk
Nathan Knuffman	8-15	53.3	0-0	6-6	1-3	1-5	0-1	42	2

Punting	no.	yds	avg	lg	tb	fc	i20	50+	blk
Luke Otto	28	948	33.9	46	0	9	6	0	1
Nathan Knuffman	28	1117	39.9	53	2	6	7	3	2
TEAM	4	44	11.0	41	0	0	0	0	1
Total	60	2109	35.2	53	2	15	13	3	4
Opponents	51	1944	38.1	67	2	12	19	8	1

FG Sequence	Western Illinois	Opponents
Eastern Illinois	41,(24),(26)	(33),46
Illinois	-	(31),(22),(39)
Coastal Carolina	41	(21),47,(45)
Southern Illinois	(20)	26,(51),(39),24,(32)
South Dakota	(23),(38)	42
UNI	43,(23)	(22),(39)
Illinois State	-	-
Youngstown State	-	34,(46),(40),(30)
North Dakota State	-	(32)
Indiana State	(27),50,43	(30)
South Dakota State	(42),35,33	(24),35

Kickoffs	no.	yds	avg	tb	ob	retn	net	ydln
Luke Otto	42	2562	61.0	17	2			
Nathan Knuffman	12	769	64.1	3	0			
Total	54	3331	61.7	20	2	24.8	38.2	26
Opponents	66	4008	60.7	25	1	20.2	39.0	26

Numbers in (parentheses) indicate field goal was made.

DEFENSIVE STATISTICS

#	Defensive Leaders	gp-gs	Tackles				tfl/yds	Sacks no-yds	Pass defense			Fumbles		blkd	
			ua	a	tot				int-yds	brup	qbh	rcv-yds	ff	kick	saf
44	Brett Taylor	11-11	69	54	123	8.5-12	.	1-42	1	3	3-21	2	.	.	
35	Adam Brott	11-11	47	25	72	9.0-15	.	.	5	3	.	1	.	.	
38	David Griffith	11-11	43	25	68	3.0-10	1.0-6	2-5	4	1	.	1	.	.	
6	Xavier Rowe	11-9	31	26	57	0.5-2	.	.	7	
5	Aaron Diggs	10-9	39	15	54	3.0-9	.	2-95	1	.	1-0	2	.	.	
25	Dallas Nichols	8-5	25	27	52	4.0-12	.	2--8	5	
47	Michael Bishoff	11-0	23	21	44	1.0-2	.	.	1	
99	Eddy Holtschlag	11-11	22	19	41	5.0-18	1.5-10	1-1	2	2	.	1	.	.	
58	Riggs Baxter	10-3	19	19	38	2.5-12	1.0-10	.	1	2	
50	Pete Swenson	11-3	16	20	36	2.5-16	1.0-12	.	2	5	
92	Kris Harley	11-11	23	10	33	6.0-17	1.0-6	.	2	7	.	1	.	.	
3	Timothy Smith	11-7	20	11	31	2.0-7	.	3-29	6	1	
42	Myles Spearman	11-2	19	8	27	.	.	1-21	3	
52	Quentin Moon	11-0	8	18	26	2.0-5	.	.	1	.	.	1	.	.	
81	Khalen Saunders	11-0	14	11	25	4.5-22	2.5-18	.	.	1	1-0	.	.	.	
96	John LaChapelle	7-7	11	13	24	4.5-9	1.0-4	.	.	1	1-0	.	.	.	
98	Gavin Ricketts	11-11	16	8	24	3.5-14	.	.	.	2	
8	Luis Sharpe	11-4	9	13	22	1.5-4	.	2--1	1	
95	Mick Nelson	11-0	7	10	17	4.5-10	.	.	.	1	1-0	.	.	.	
23	Josh Smith	11-0	8	7	15	1.0-2	
30	Justin Fitzpatrick	9-2	6	8	14	1.0-1	.	.	3	
32	Brock Broughton	9-0	8	1	9	
51	Colin Olson	8-1	4	4	8	2.5-20	2.0-20	2	.	.	
11	Kyle Hammonds	11-0	3	5	8	1-6	.	.	.	
27	Brad Blumenshine	7-3	3	4	7	1-0	.	1	.	
86	Adam Hoogerwerf	9-6	2	4	6	
93	Jordan Veloz	8-0	2	3	5	
20	Dwayne Phillips	11-0	3	1	4	
1	Joey Borsellino	11-11	2	1	3	
39	Larry Harris	11-5	.	2	2	
21	Devon Sanders	3-0	.	2	2	
31	Luke Otto	10-0	1	1	2	
53	Hunter Varga	6-0	2	.	2	1-0	.	.	.	
7	Lance Lenoir	11-11	2	.	2	
37	Drew Patterson	5-0	1	.	1	
33	Nathan Knuffman	11-0	.	1	1	
28	Devon Moore	9-2	.	1	1	
60	Ben Meyers	1-0	.	1	1	
14	Trenton Norvell	9-9	1	.	1	
15	J'Vaughn Williams	11-5	1	.	1	
77	J. Torgerson	5-5	1	.	1	
Total		11	511	399	910	72-219	11-86	14-184	45	29	10-27	11	1	.	
Opponents		11	463	418	881	56-169	14-79	11-209	54	46	8-54	12	8	.	

TEAM STATS - BY QUARTER

3rd-Down Conversions

Date	Opponent	Score	Overall	1st Qtr	2nd Qtr	3rd Qtr	4th Qtr	Overtime
Sep 03, 2015	EASTERN ILLINOIS	W 33-5	6-19 31.6	2-5 40.0	1-5 20.0	2-5 40.0	1-4 25.0	
Sep 12, 2015	at Illinois	L 0-44	1-15 6.7	0-3 0.0	0-3 0.0	1-5 20.0	0-4 0.0	
Sep 19, 2015	at Coastal Carolina	L 27-34	8-18 44.4	0-2 0.0	2-5 40.0	3-5 60.0	3-6 50.0	
Oct 03, 2015	SOUTHERN ILLINOIS	W 37-36	6-14 42.9	0-2 0.0	2-4 50.0	0-1 0.0	4-7 57.1	
Oct 10, 2015	SOUTH DAKOTA	W 40-21	11-15 73.3	1-2 50.0	2-3 66.7	5-5 100.0	3-5 60.0	
Oct 17, 2015	at UNI	W 24-19	10-18 55.6	3-4 75.0	2-3 66.7	4-6 66.7	1-5 20.0	
Oct 24, 2015	at Illinois State	L 28-48	10-18 55.6	2-5 40.0	2-2 100.0	4-6 66.7	2-5 40.0	
Oct 31, 2015	YOUNGSTOWN STATE	L 21-23	3-16 18.8	1-4 25.0	0-4 0.0	1-4 25.0	1-4 25.0	
Nov 07, 2015	at North Dakota State	L 7-59	2-11 18.2	1-3 33.3	1-4 25.0	0-2 0.0	0-2 0.0	
Nov 14, 2015	at Indiana State	W 37-30	9-17 52.9	0-4 0.0	2-3 66.7	3-4 75.0	4-6 66.7	0-0 0.0
Nov 21, 2015	SOUTH DAKOTA STATE	W 30-24	13-21 61.9	0-3 0.0	4-7 57.1	5-5 100.0	3-5 60.0	1-1 100.0
Western Illinois			79-182 43.4	10-37 27.0	18-43 41.9	28-48 58.3	22-53 41.5	1-1 100.0
Opponents			69-165 41.8	12-39 30.8	21-48 43.8	12-33 36.4	24-43 55.8	0-2 0.0

4th-Down Conversions

Date	Opponent	Score	Overall	1st Qtr	2nd Qtr	3rd Qtr	4th Qtr	Overtime
Sep 03, 2015	EASTERN ILLINOIS	W 33-5	1-1 100.0	0-0 0.0	1-1 100.0	0-0 0.0	0-0 0.0	
Sep 12, 2015	at Illinois	L 0-44	0-2 0.0	0-0 0.0	0-0 0.0	0-1 0.0	0-1 0.0	
Sep 19, 2015	at Coastal Carolina	L 27-34	1-3 33.3	0-0 0.0	0-0 0.0	1-1 100.0	0-2 0.0	
Oct 03, 2015	SOUTHERN ILLINOIS	W 37-36	0-1 0.0	0-0 0.0	0-1 0.0	0-0 0.0	0-0 0.0	
Oct 10, 2015	SOUTH DAKOTA	W 40-21	1-1 100.0	1-1 100.0	0-0 0.0	0-0 0.0	0-0 0.0	
Oct 17, 2015	at UNI	W 24-19	1-3 33.3	0-1 0.0	0-0 0.0	0-0 0.0	1-2 50.0	
Oct 24, 2015	at Illinois State	L 28-48	2-3 66.7	0-0 0.0	0-0 0.0	0-0 0.0	2-3 66.7	
Oct 31, 2015	YOUNGSTOWN STATE	L 21-23	1-3 33.3	0-0 0.0	0-0 0.0	1-1 100.0	0-2 0.0	
Nov 07, 2015	at North Dakota State	L 7-59	0-1 0.0	0-0 0.0	0-0 0.0	0-0 0.0	0-1 0.0	
Nov 14, 2015	at Indiana State	W 37-30	0-0 0.0	0-0 0.0	0-0 0.0	0-0 0.0	0-0 0.0	0-0 0.0
Nov 21, 2015	SOUTH DAKOTA STATE	W 30-24	1-2 50.0	0-0 0.0	1-2 50.0	0-0 0.0	0-0 0.0	0-0 0.0
Western Illinois			8-20 40.0	1-2 50.0	2-4 50.0	2-3 66.7	3-11 27.3	0-0 0.0
Opponents			11-18 61.1	2-3 66.7	5-6 83.3	0-0 0.0	4-8 50.0	0-1 0.0

Time of Possession

Date	Opponent	Score	Overall	1st Qtr	2nd Qtr	3rd Qtr	4th Qtr	Overtime
Sep 03, 2015	EASTERN ILLINOIS	W 33-5	27:43	5:36	7:46	7:52	6:29	
Sep 12, 2015	at Illinois	L 0-44	21:35	2:53	3:32	8:27	6:43	
Sep 19, 2015	at Coastal Carolina	L 27-34	38:08	6:28	8:56	11:56	10:48	
Oct 03, 2015	SOUTHERN ILLINOIS	W 37-36	27:00	4:26	8:35	6:18	7:41	
Oct 10, 2015	SOUTH DAKOTA	W 40-21	28:23	5:18	4:30	9:05	9:30	
Oct 17, 2015	at UNI	W 24-19	32:53	7:54	5:37	10:56	8:26	
Oct 24, 2015	at Illinois State	L 28-48	30:14	7:48	6:49	8:22	7:15	
Oct 31, 2015	YOUNGSTOWN STATE	L 21-23	24:15	7:30	5:13	6:04	5:28	
Nov 07, 2015	at North Dakota State	L 7-59	16:13	4:54	5:07	3:19	2:53	
Nov 14, 2015	at Indiana State	W 37-30	29:50	9:47	5:37	6:05	8:21	0:00
Nov 21, 2015	SOUTH DAKOTA STATE	W 30-24	27:23	5:08	8:34	9:02	4:39	0:00
Western Illinois			Total 303:37	67:42	70:16	87:26	78:13	0:00
			Avg. 27:36	6:09	6:23	7:56	7:06	0:00
Opponents			Total 356:23	97:18	94:44	77:34	86:47	0:00
			Avg. 32:23	8:50	8:36	7:03	7:53	0:00

TEAM STATS - REDZONE

Western Illinois Inside Opponent Red-Zone

Date	Opponent	Score	Times In RZ	Times Scored	Total Pts	Rush TDs	Pass TDs	FGs Made	Failed to score inside RZ						
									FGA	Down	Int	Fumb	Half	Game	
Sep 03, 2015	EASTERN ILLINOIS	W 33-5	6	5	27	3	2	1	2	0	0	0	1	0	0
Sep 12, 2015	at Illinois	L 0-44	0	0	0	0	0	0	0	0	0	0	0	0	0
Sep 19, 2015	at Coastal Carolina	L 27-34	4	4	27	4	2	2	0	0	0	0	0	0	0
Oct 03, 2015	SOUTHERN ILLINOIS	W 37-36	3	3	17	2	1	1	1	0	0	0	0	0	0
Oct 10, 2015	SOUTH DAKOTA	W 40-21	3	3	17	2	2	0	1	0	0	0	0	0	0
Oct 17, 2015	at UNI	W 24-19	4	3	17	2	1	1	1	0	1	0	0	0	0
Oct 24, 2015	at Illinois State	L 28-48	4	3	21	3	2	1	0	0	1	0	0	0	0
Oct 31, 2015	YOUNGSTOWN STATE	L 21-23	2	2	14	2	2	0	0	0	0	0	0	0	0
Nov 07, 2015	at North Dakota State	L 7-59	0	0	0	0	0	0	0	0	0	0	0	0	0
Nov 14, 2015	at Indiana State	W 37-30	4	4	23	3	3	0	1	0	0	0	0	0	0
Nov 21, 2015	SOUTH DAKOTA STATE	W 30-24	6	4	27	4	3	1	0	2	0	0	0	0	0
Totals			36	31	190	25	18	7	6	2	2	0	1	0	0
31 of 36 (86.1%)															

Opponents Inside Western Illinois Red-Zone

Date	Opponent	Score	Times In RZ	Times Scored	Total Pts	Rush TDs	Pass TDs	FGs Made	Failed to score inside RZ						
									FGA	Down	Int	Fumb	Half	Game	
Sep 03, 2015	EASTERN ILLINOIS	W 33-5	3	1	3	0	0	0	1	0	0	0	1	1	0
Sep 12, 2015	at Illinois	L 0-44	6	6	34	4	2	2	2	0	0	0	0	0	0
Sep 19, 2015	at Coastal Carolina	L 27-34	4	4	24	3	2	1	1	0	0	0	0	0	0
Oct 03, 2015	SOUTHERN ILLINOIS	W 37-36	3	1	3	0	0	0	1	2	0	0	0	0	0
Oct 10, 2015	SOUTH DAKOTA	W 40-21	3	3	21	3	2	1	0	0	0	0	0	0	0
Oct 17, 2015	at UNI	W 24-19	3	2	9	1	1	0	1	0	0	1	0	0	0
Oct 24, 2015	at Illinois State	L 28-48	4	3	20	3	3	0	0	0	0	1	0	0	0
Oct 31, 2015	YOUNGSTOWN STATE	L 21-23	5	3	13	1	1	0	2	1	0	0	0	1	0
Nov 07, 2015	at North Dakota State	L 7-59	6	6	38	5	3	2	1	0	0	0	0	0	0
Nov 14, 2015	at Indiana State	W 37-30	6	6	37	5	4	1	1	0	0	0	0	0	0
Nov 21, 2015	SOUTH DAKOTA STATE	W 30-24	6	4	24	3	2	1	1	1	0	0	1	0	0
Totals			49	39	226	28	20	8	11	4	0	2	2	2	0
39 of 49 (79.6%)															

TEAM STATS - COMPARISON

Opponent	Score	First Downs				Rushing Number-Yards	Passing		Total Offense Plays-Yards	Return Yards	Turn- Overs
		Total	Rush	Pass	Pen		Comp-Att-Int	Yards			
EASTERN ILLINOIS	33 - 5	18 / 21	3 / 13	9 / 7	6 / 1	44-77 / 49-155	18-35-1 / 17-37-3	189 / 153	79-266 / 86-308	214 / 98	3 / 5
Illinois	0 - 44	5 / 27	3 / 7	1 / 19	1 / 1	29-92 / 40-147	12-25-2 / 38-54-1	49 / 353	54-141 / 94-500	31 / 82	2 / 4
Coastal Carolina	27 - 34	27 / 20	9 / 12	16 / 8	2 / 0	39-176 / 37-196	31-48-0 / 15-23-0	370 / 153	87-546 / 60-349	125 / 283	0 / 1
SOUTHERN ILLINOIS	37 - 36	23 / 24	10 / 11	11 / 12	2 / 1	35-195 / 50-194	18-35-2 / 22-31-1	333 / 231	70-528 / 81-425	137 / 230	3 / 2
SOUTH DAKOTA	40 - 21	25 / 20	14 / 8	11 / 10	0 / 2	47-226 / 43-148	16-25-0 / 17-29-0	288 / 197	72-514 / 72-345	57 / 88	1 / 1
UNI	24 - 19	22 / 15	7 / 3	13 / 10	2 / 2	46-133 / 32-91	25-36-1 / 16-36-2	263 / 170	82-396 / 68-261	198 / 119	2 / 2
Illinois State	28 - 48	29 / 19	11 / 12	13 / 6	5 / 1	42-112 / 44-306	28-48-0 / 8-14-2	332 / 211	90-444 / 58-517	62 / 141	1 / 2
YOUNGSTOWN STATE	21 - 23	13 / 19	5 / 9	6 / 9	2 / 1	39-106 / 46-152	8-29-1 / 18-28-1	154 / 204	68-260 / 74-356	66 / 27	1 / 2
North Dakota State	7 - 59	9 / 29	2 / 21	7 / 8	0 / 0	16-33 / 61-331	16-31-1 / 12-21-0	172 / 197	47-205 / 82-528	53 / 47	2 / 0
Indiana State	37 - 30	25 / 24	10 / 11	15 / 12	0 / 1	40-192 / 34-141	29-44-2 / 26-45-1	332 / 275	84-524 / 79-416	54 / 21	2 / 1
SOUTH DAKOTA STATE	30 - 24	27 / 27	12 / 12	13 / 13	2 / 2	53-230 / 48-246	19-39-1 / 21-37-3	282 / 246	92-512 / 85-492	124 / 88	2 / 4
Totals	284 - 343	223 / 245	86 / 119	115 / 114	22 / 12	430-1572 / 484-2107	220-395-11 / 210-355-14	2764 / 2390	825-4336 / 839-4497	1121 / 1224	19 / 24

Opponent	3rd Down	4th Down	Time of	TOP	Avg	Avg	Avg	Punting	Penalties	Sacks
	Conversions	Conversions	Possession	Margin	Yds/Rush	Yds/Pass	Yds/Play	Number-Avg	Number-Yards	
EASTERN ILLINOIS	6-19 / 6-18	1-1 / 0-1	27:43 / 32:17	-4:34	1.8 / 3.2	5.4 / 4.1	3.4 / 3.6	6-36.8 / 8-34.9	11-113 / 14-113	2 / 2
Illinois	1-15 / 9-18	0-2 / 3-3	21:35 / 38:25	-16:50	3.2 / 3.7	2.0 / 6.5	2.6 / 5.3	11-31.5 / 3-43.3	4-37 / 3-25	0 / 0
Coastal Carolina	8-18 / 1-10	1-3 / 2-2	38:08 / 21:52	16:16	4.5 / 5.3	7.7 / 6.7	6.3 / 5.8	5-35.8 / 3-47.0	7-55 / 5-34	2 / 0
SOUTHERN ILLINOIS	6-14 / 9-17	0-1 / 0-0	27:00 / 33:00	-6:00	5.6 / 3.9	9.5 / 7.5	7.5 / 5.2	5-30.8 / 4-39.5	6-52 / 7-70	0 / 0
SOUTH DAKOTA	11-15 / 9-18	1-1 / 2-3	28:23 / 31:37	-3:14	4.8 / 3.4	11.5 / 6.8	7.1 / 4.8	1-34.0 / 4-40.5	7-80 / 6-50	1 / 0
UNI	10-18 / 8-16	1-3 / 0-0	32:53 / 27:07	5:46	2.9 / 2.8	7.3 / 4.7	4.8 / 3.8	3-35.7 / 6-35.8	7-77 / 6-53	0 / 0
Illinois State	10-18 / 3-9	2-3 / 1-2	30:14 / 29:46	0:28	2.7 / 7.0	6.9 / 15.1	4.9 / 8.9	5-31.8 / 3-33.3	9-80 / 6-65	2 / 3
YOUNGSTOWN STATE	3-16 / 5-17	1-3 / 1-1	24:15 / 35:45	-11:30	2.7 / 3.3	5.3 / 7.3	3.8 / 4.8	9-31.8 / 7-37.1	4-38 / 8-79	0 / 4
North Dakota State	2-11 / 8-13	0-1 / 1-1	16:13 / 43:47	-27:34	2.1 / 5.4	5.5 / 9.4	4.4 / 6.4	8-41.8 / 3-45.7	2-10 / 4-20	0 / 2
Indiana State	9-17 / 6-15	0-0 / 0-2	29:50 / 30:10	-0:20	4.8 / 4.1	7.5 / 6.1	6.2 / 5.3	4-37.5 / 6-39.2	5-41 / 5-45	2 / 0
SOUTH DAKOTA STATE	13-21 / 5-14	1-2 / 1-3	27:23 / 32:37	-5:14	4.3 / 5.1	7.2 / 6.6	5.6 / 5.8	3-46.3 / 4-31.8	3-31 / 6-37	2 / 3
Totals	79-182 / 69-165	8-20 / 11-18	303:37 / 356:23	-52:46	3.7 / 4.4	7.0 / 6.7	5.3 / 5.4	60-35.2 / 51-38.1	65-614 / 70-591	11 / 14

Note: Game totals are displayed in the format TEAM/OPPONENT for each category

SEASON - CAREER

SEASON

CAREER

Rushing	gp	att	gain	loss	net	avg	td	lg	avg/g	gp	att	gain	loss	net	avg	td	lg	avg/g
Nikko Watson	9	210	1018	15	1003	4.8	13	39	111.4	34	603	2698	47	2651	4.4	22	55	78.0
Steve McShane	11	64	260	31	229	3.6	0	29	20.8	11	64	260	31	229	3.6	0	29	20.8
Devon Moore	9	68	253	25	228	3.4	4	19	25.3	21	143	596	31	565	4.0	9	23	26.9
Sean McGuire	8	18	69	12	57	3.2	2	10	7.1	8	18	69	12	57	3.2	2	10	7.1
Charles Westbrook	6	15	47	3	44	2.9	0	9	7.3	6	15	47	3	44	2.9	0	9	7.3
Devon Sanders	3	10	35	0	35	3.5	0	6	11.7	9	13	44	0	44	3.4	0	6	4.9
Stacey Smith	11	6	20	1	19	3.2	0	7	1.7	11	6	20	1	19	3.2	0	7	1.7
Joey Borsellino	11	2	0	1	-1	-0.5	0	0	-0.1	35	2	0	1	-1	-0.5	0	0	0.0
TEAM	7	8	0	13	-13	-1.6	0	0	-1.9									
Trenton Norvell	9	29	68	97	-29	-1.0	1	14	-3.2	33	185	542	388	154	0.8	5	27	4.7
Total	11	430	1770	198	1572	3.7	20	39	142.9									
Opponents	11	484	2314	207	2107	4.4	22	83	191.5									

Passing	gp	effic	comp-att-int	pct	yds	td	lg	avg/g	gp	effic	comp-att-int	pct	yds	td	lg	avg/g
Trenton Norvell	9	122.41	168-304-8	55.3	2110	13	61	234.4	33	121.28	582-1061-35	54.9	7141	53	75	216.4
Sean McGuire	8	117.91	51-89-3	57.3	635	2	78	79.4	8	117.91	51-89-3	57.3	635	2	78	79.4
Stacey Smith	11	129.80	1-2-0	50.0	19	0	19	1.7	11	129.80	1-2-0	50.0	19	0	19	1.7
Total	11	121.44	220-395-11	55.7	2764	15	78	251.3								
Opponents	11	120.83	210-355-14	59.2	2390	14	65	217.3								

Receiving	gp	no.	yds	avg	td	lg	avg/g	gp	no.	yds	avg	td	lg	avg/g
Lance Lenoir	11	69	994	14.4	5	56	90.4	35	183	2513	13.7	19	75	71.8
Joey Borsellino	11	54	723	13.4	4	78	65.7	35	136	1737	12.8	11	78	49.6
Stacey Smith	11	31	366	11.8	3	53	33.3	11	31	366	11.8	3	53	33.3
J'Vaughn Williams	11	23	304	13.2	0	38	27.6	25	27	355	13.1	0	38	14.2
Steve McShane	11	12	87	7.2	0	19	7.9	11	12	87	7.2	0	19	7.9
Jaelon Acklin	11	10	136	13.6	1	42	12.4	19	11	140	12.7	1	42	7.4
Nikko Watson	9	7	46	6.6	0	13	5.1	34	14	67	4.8	0	13	2.0
Adam Hoogerwerf	9	5	60	12.0	0	25	6.7	13	8	100	12.5	0	27	7.7
Isaiah Lesure	8	4	27	6.8	1	11	3.4	8	4	27	6.8	1	11	3.4
Devon Sanders	3	2	4	2.0	0	3	1.3	9	2	4	2.0	0	3	0.4
Larry Harris	11	1	11	11.0	0	11	1.0	45	5	50	10.0	2	13	1.1
Charles Westbrook	6	1	4	4.0	0	4	0.7	6	1	4	4.0	0	4	0.7
Taylor Hill	11	1	2	2.0	1	2	0.2	35	13	93	7.2	1	18	2.7
Total	11	220	2764	12.6	15	78	251.3							
Opponents	11	210	2390	11.4	14	65	217.3							

Total Offense	g	plays	rush	pass	total	avg/g	g	plays	rush	pass	total	avg/g
Trenton Norvell	9	333	-29	2110	2081	231.2	33	1246	154	7141	7295	221.1
Nikko Watson	9	210	1003	0	1003	111.4	34	604	2651	0	2651	78.0
Sean McGuire	8	107	57	635	692	86.5	8	107	57	635	692	86.5
Steve McShane	11	64	229	0	229	20.8	11	64	229	0	229	20.8
Devon Moore	9	68	228	0	228	25.3	21	143	565	0	565	26.9
Charles Westbrook	6	15	44	0	44	7.3	6	15	44	0	44	7.3
Stacey Smith	11	8	19	19	38	3.5	11	8	19	19	38	3.5
Devon Sanders	3	10	35	0	35	11.7	9	13	44	0	44	4.9
Joey Borsellino	11	2	-1	0	-1	-0.1	35	2	-1	0	-1	0.0
TEAM	7	8	-13	0	-13	-1.9						
Total	11	825	1572	2764	4336	394.2						
Opponents	11	839	2107	2390	4497	408.8						

SEASON - CAREER

SEASON

CAREER

Scoring	td		fg		PAT			dxp	saf	pts	td		fg		PAT			dxp	saf	pts
	kick	rush	rcv	pass	rush	rcv	pass				rush	rcv	pass							
Nikko Watson	13	-	-	-	-	-	-	-	-	78	22	-	-	-	-	-	-	-	-	132
Nathan Knuffman	-	8-15	32-35	-	-	-	-	-	-	56	-	22-35	98-106	-	-	-	-	-	-	164
Lance Lenoir	5	-	-	-	-	-	-	-	-	30	19	-	-	-	-	-	-	-	-	114
Devon Moore	4	-	-	-	-	-	-	-	-	24	9	-	-	-	-	-	-	-	-	54
Joey Borsellino	4	-	-	-	-	-	-	-	-	24	11	-	-	-	-	-	-	-	-	66
Stacey Smith	3	-	-	-	-	-	-	-	-	18	3	-	-	-	-	-	-	-	-	18
Sean McGuire	2	-	-	-	-	-	-	-	-	12	2	-	-	-	-	-	-	-	-	12
Brett Taylor	2	-	-	-	-	-	-	-	-	12	2	-	-	-	-	-	-	-	-	12
Trenton Norvell	1	-	-	-	-	0-2	-	-	-	6	5	-	-	-	-	0-2	-	-	-	30
Taylor Hill	1	-	-	-	-	-	-	-	-	6	1	-	-	-	-	-	-	-	-	6
Isaiah Lesure	1	-	-	-	-	-	-	-	-	6	1	-	-	-	-	-	-	-	-	6
Jaelon Acklin	1	-	-	-	-	-	-	-	-	6	1	-	-	-	-	-	-	-	-	6
Aaron Diggs	1	-	-	-	-	-	-	-	-	6	1	-	-	-	-	-	-	-	-	6
Total	38	8-15	32-35	-	-	0-2	-	-	-	284										
Opponents	42	17-24	36-38	-	1	1-4	1	-	343											

Punt Returns	no.	yds	avg	td	lg	no.	yds	avg	td	lg
Lance Lenoir	11	69	6.3	0	42	12	82	6.8	0	42
David Griffith	1	14	14.0	0	14	1	14	14.0	0	14
Stacey Smith	1	17	17.0	0	17	1	17	17.0	0	17
Total	13	100	7.7	0	42					
Opponents	20	192	9.6	2	64					

Kick Returns	no.	yds	avg	td	lg	no.	yds	avg	td	lg
Stacey Smith	23	446	19.4	0	44	23	446	19.4	0	44
Lance Lenoir	17	364	21.4	0	71	40	809	20.2	0	71
Total	40	810	20.2	0	71					
Opponents	31	769	24.8	1	93					

Interceptions	no.	yds	avg	td	lg	no.	yds	avg	td	lg
Timothy Smith	3	29	9.7	0	31	3	29	9.7	0	31
Aaron Diggs	2	95	47.5	1	95	2	95	47.5	1	95
Luis Sharpe	2	-1	-0.5	0	0	2	-1	-0.5	0	0
Dallas Nichols	2	-8	-4.0	0	0	4	89	22.2	1	97
David Griffith	2	5	2.5	0	5	3	28	9.3	0	23
Eddy Holtschlag	1	1	1.0	0	1	1	1	1.0	0	1
Myles Spearman	1	21	21.0	0	21	1	21	21.0	0	21
Brett Taylor	1	42	42.0	1	42	1	42	42.0	1	42
Total	14	184	13.1	2	95					
Opponents	11	209	19.0	3	70					

Fumble Returns	no.	yds	avg	td	lg	no.	yds	avg	td	lg
Brett Taylor	1	21	21.0	1	21	1	21	21.0	1	21
Kyle Hammonds	1	6	6.0	0	6	1	6	6.0	0	6
Total	2	27	13.5	1	21					
Opponents	4	54	13.5	0	23					

SEASON - CAREER

SEASON

CAREER

All Purpose	g	rush	rcv	pr	kr	ir	total	avg/g	g	rush	rcv	pr	kr	ir	total	avg/g
Lance Lenoir	11	0	994	69	364	0	1427	129.7	35	17	2513	82	809	0	3421	97.7
Nikko Watson	9	1003	46	0	0	0	1049	116.6	34	2651	67	0	43	0	2761	81.2
Stacey Smith	11	19	366	17	446	0	848	77.1	11	19	366	17	446	0	848	77.1
Joey Borsellino	11	-1	723	0	0	0	722	65.6	35	-1	1737	0	0	0	1736	49.6
Steve McShane	11	229	87	0	0	0	316	28.7	11	229	87	0	0	0	316	28.7
J'Vaughn William	11	0	304	0	0	0	304	27.6	25	34	355	0	0	0	389	15.6
Devon Moore	9	228	0	0	0	0	228	25.3	21	565	4	0	0	0	569	27.1
Jaelon Acklin	11	0	136	0	0	0	136	12.4	19	0	140	4	25	0	169	8.9
Aaron Diggs	10	0	0	0	0	95	95	9.5	19	0	0	0	0	95	95	5.0
Adam Hoogerwer	9	0	60	0	0	0	60	6.7	13	0	100	0	23	0	123	9.5
Sean McGuire	8	57	0	0	0	0	57	7.1	8	57	0	0	0	0	57	7.1
Charles Westbro	6	44	4	0	0	0	48	8.0	6	44	4	0	0	0	48	8.0
Brett Taylor	11	0	0	0	0	42	42	3.8	23	0	0	0	0	42	42	1.8
Devon Sanders	3	35	4	0	0	0	39	13.0	9	44	4	0	0	0	48	5.3
Timothy Smith	11	0	0	0	0	29	29	2.6	11	0	0	0	0	29	29	2.6
Isaiah Lesure	8	0	27	0	0	0	27	3.4	8	0	27	0	0	0	27	3.4
Myles Spearman	11	0	0	0	0	21	21	1.9	16	0	0	0	0	21	21	1.3
David Griffith	11	0	0	14	0	5	19	1.7	23	0	0	14	0	28	42	1.8
Larry Harris	11	0	11	0	0	0	11	1.0	45	0	50	0	0	0	50	1.1
Taylor Hill	11	0	2	0	0	0	2	0.2	35	0	93	0	0	0	93	2.7
Eddy Holtschlag	11	0	0	0	0	1	1	0.1	42	0	0	0	0	1	1	0.0
Luis Sharpe	11	0	0	0	0	-1	-1	-0.1	23	0	0	0	0	-1	-1	0.0
Dallas Nichols	8	0	0	0	0	-8	-8	-1.0	22	0	0	0	0	89	89	4.0
TEAM	7	-13	0	0	0	0	-13	-1.9								
Trenton Norvell	9	-29	0	0	0	0	-29	-3.2	33	154	0	0	0	0	154	4.7
Total	11	1572	2764	100	810	184	5430	493.6								
Opponents	11	2107	2390	192	769	209	5667	515.2								

Field Goals	att	good	long	blkd	att	good	long	blkd
Nathan Knuffman	15	8	42	2	35	22	42	6
Total	15	8	42	2				
Opponents	24	17	51	0				

Punting	no.	yds	avg	lg	blk	no.	yds	avg	lg	blk
Luke Otto	28	948	33.9	46	1	31	1017	32.8	46	1
Nathan Knuffman	28	1117	39.9	53	2	155	5765	37.2	65	5
TEAM	4	44	11.0	41	1					
Total	60	2109	35.2	53	4					
Opponents	51	1944	38.1	67	1					

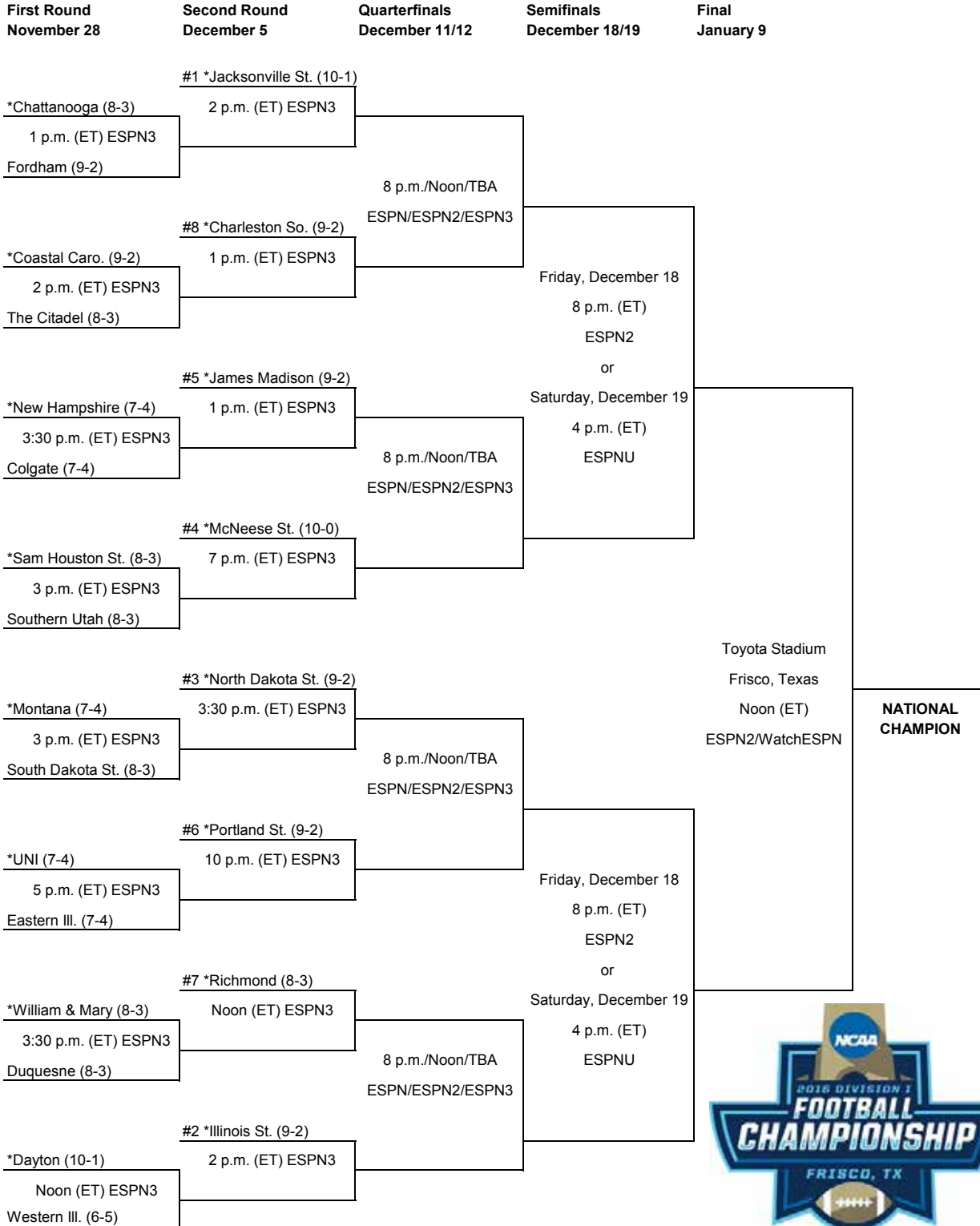
Kickoffs	no.	yds	avg	tb	ob	no.	yds	avg	tb	ob
Luke Otto	42	2562	61.0	17	2	55	3359	61.1	18	2
Nathan Knuffman	12	769	64.1	3	0	110	6549	59.5	21	1
Total	54	3331	61.7	20	2					
Opponents	66	4008	60.7	25	1					

SEASON - CAREER

##	Defensive Leaders	SEASON										CAREER											
		gp	ua	a	total	tfl	sack	int	pbu	fr	ff	blk	gp	ua	a	total	tfl	sack	int	pbu	fr	ff	blk
44	Brett Taylor	11	69	54	123	8.5	.	1	1	3	2	.	23	81	71	152	8.5	.	1	1	3	3	.
35	Adam Brott	11	47	25	72	9.0	.	.	5	.	1	.	19	48	28	76	10.0	1.0	.	5	.	1	.
38	David Griffith	11	43	25	68	3.0	1.0	2	4	.	1	.	23	59	40	99	3.0	1.0	3	5	.	1	.
6	Xavier Rowe	11	31	26	57	0.5	.	.	7	.	.	.	11	31	26	57	0.5	.	.	7	.	.	.
5	Aaron Diggs	10	39	15	54	3.0	.	2	1	1	2	.	19	55	24	79	4.0	1.0	2	7	1	3	.
25	Dallas Nichols	8	25	27	52	4.0	.	2	5	.	.	.	22	60	58	118	6.5	1.0	4	7	2	1	.
47	Michael Bishoff	11	23	21	44	1.0	.	.	1	.	.	.	11	23	21	44	1.0	.	.	1	.	.	.
99	Eddy Holtschlag	11	22	19	41	5.0	1.5	1	2	.	1	.	42	52	50	102	20.0	9.0	1	3	.	2	.
58	Riggs Baxter	10	19	19	38	2.5	1.0	.	1	.	.	.	10	19	19	38	2.5	1.0	.	1	.	.	.
50	Pete Swenson	11	16	20	36	2.5	1.0	.	2	.	.	.	11	16	20	36	2.5	1.0	.	2	.	.	.
92	Kris Harley	11	23	10	33	6.0	1.0	.	2	.	1	.	23	49	19	68	12.0	4.5	.	3	.	1	.
3	Timothy Smith	11	20	11	31	2.0	.	3	6	.	.	.	11	20	11	31	2.0	.	3	6	.	.	.
42	Myles Spearman	11	19	8	27	0.0	.	1	3	.	.	.	16	32	13	45	0.0	.	1	6	.	.	.
52	Quentin Moon	11	8	18	26	2.0	.	.	1	1	.	.	11	8	18	26	2.0	.	.	1	1	.	.
81	Khalen Saunders	11	14	11	25	4.5	2.5	.	1	.	.	.	11	14	11	25	4.5	2.5	.	1	.	.	.
98	Gavin Ricketts	11	16	8	24	3.5	46	33	50	83	18.0	4.0	.	.	1	1	.
96	John LaChapelle	7	11	13	24	4.5	1.0	.	1	.	.	.	9	11	13	24	4.5	1.0	.	1	.	.	.
8	Luis Sharpe	11	9	13	22	1.5	.	2	1	.	.	.	23	15	16	31	1.5	.	2	1	.	.	.
95	Mick Nelson	11	7	10	17	4.5	.	.	1	.	.	.	23	10	14	24	7.0	1.0	.	.	2	.	.
23	Josh Smith	11	8	7	15	1.0	23	13	12	25	1.0
30	Justin Fitzpatrick	8	6	8	14	1.0	.	.	3	.	.	.	8	6	8	14	1.0	.	.	3	.	.	.
32	Brock Broughton	9	8	1	9	0.0	9	8	1	9	0.0
51	Colin Olson	8	4	4	8	2.5	2.0	.	.	2	.	.	8	4	4	8	2.5	2.0	.	.	2	.	.
11	Kyle Hammonds	11	3	5	8	0.0	.	.	1	.	.	.	33	4	8	12	0.0	.	.	1	1	.	.
27	Brad Blumenshine	7	3	4	7	0.0	.	.	1	1	.	.	19	4	6	10	0.0	.	.	1	1	.	.
86	Adam Hoogerwerf	9	2	4	6	0.0	13	2	4	6	0.0
93	Jordan Veloz	8	2	3	5	0.0	19	7	6	13	1.5
20	Dwayne Phillips	11	3	1	4	0.0	23	5	4	9	0.0
1	Joey Borsellino	11	2	1	3	0.0	35	3	1	4	0.0
7	Lance Lenoir	11	2	.	2	0.0	35	4	1	5	0.0
53	Hunter Varga	6	2	.	2	0.0	.	.	1	.	.	.	6	2	.	2	0.0	.	.	1	.	.	.
21	Devon Sanders	3	.	2	2	0.0	9	.	3	3	0.0
31	Luke Otto	10	1	1	2	0.0	14	1	1	2	0.0
39	Larry Harris	11	.	2	2	0.0	45	1	2	3	0.0
28	Devon Moore	9	.	1	1	0.0	21	3	3	6	0.0
15	J'Vaughn Williams	11	1	.	1	0.0	25	1	.	1	0.0
37	Drew Patterson	5	1	.	1	0.0	5	1	.	1	0.0
33	Nathan Knuffman	11	.	1	1	0.0	35	7	6	13	0.0
60	Ben Meyers	1	.	1	1	0.0	1	.	1	1	0.0
77	J. Torgerson	5	1	.	1	0.0	5	1	.	1	0.0
14	Trenton Norvell	9	1	.	1	0.0	33	2	1	3	0.0
Total		11	511	399	910	72	11	14	45	10	11	1											
Opponents		11	463	418	881	56	14	11	54	8	12	8											



2015 NCAA Division I Football Championship



* Host Institution
 All times are Eastern time. Information subject to change.
 © 2015 National Collegiate Athletic Association. No commercial use without the NCAA's written permission.
 The NCAA opposes all forms of sports wagering.

No.	NAME	POS	HT	WT	CL	HOMETOWN	No.	NAME	POS	HT	WT	CL	HOMETOWN
1	Joey Borsellino	WR	5-11	185	Jr	Oak Brook, Ill.	71	Justin Eggers	OL	6-5	315	Fr	Marshall, Wis.
2	Isaiah Lesure	WR	6-3	180	R-Fr	Mount Horeb, Wis.	72	Jordan Detweiler	OL	6-5	295	So	Williamsburg, Iowa
3	Timothy Smith	DB	6-1	195	R-Fr	Chicago, Ill.	73	Matt Zobrist	OL	6-3	300	Jr	Troy, Ill.
4	Trev Hadachek	WR	5-11	180	So	Dysart, Iowa	74	Nicholas Kaltmayer	OL	6-7	300	Fr	Edwardsville, Ill.
5	Aaron Diggs	DB	6-1	195	So	Goodyear, Ariz.	75	Joe Pyszka	OL	6-5	275	So	Peru, Ill.
6	Xavier Rowe	DB	6-0	190	R-Fr	Oak Park, Ill.	76	Drew Wagner	OL	6-6	325	Fr	Tiffin, Iowa
7	Lance Lenoir	WR	6-0	200	Jr	Crete, Ill.	77	James Torgerson	OL	6-5	290	So	Springfield, Ill.
8	Luis Sharpe	DB	6-2	195	Sr	Phoenix, Ariz.	78	Nathan Oquendo	OL	6-2	280	Jr	Chicago, Ill.
							79	Nick Ziegenbein	OL	6-9	330	Jr	Phoenix, Ariz.
10	Brandon Gaston	WR	6-2	190	Fr	Glenbrook, Ill.	80	Matt Wieskamp	P/ATH	6-1	200	Fr	Muscatine, Iowa
11	Kyle Hammonds	RB	5-7	165	Sr	Solon, Ohio	80	Nathan Erickson	K	6-2	205	Fr	New Berlin, Wis.
12	Jack Beneventi	QB	6-6	185	Fr	Oak Park, Ill.	81	Khalen Saunders	DL	6-2	300	R-Fr	St. Louis, Mo.
13	Stacey Smith	WR	5-8	160	R-Fr	Schaumburg, Ill.	82	Arturo Romero	WR	5-11	170	R-Fr	Manchester, Mo.
14	Trenton Norvell	QB	6-5	220	Jr	Daytona Beach, Fla.	83	Adam Conrady	TE	6-5	245	Fr	Rochester, Ill.
15	J'Vaughn Williams	WR	6-5	205	Jr	Collinsville, Ill.	84	Rashad Medaris	WR	5-10	170	Fr	Indianapolis, Ind.
16	Noah Shanklin	QB	6-2	185	Fr	Savannah, Ga.	85	Spencer Beatty	WR	5-9	170	Fr	Muscatine, Iowa
17	Jaelon Acklin	WR	6-2	195	So	Mountain View, Mo	86	Adam Hoogerwerf	WR	5-11	180	So	Rock Island, Ill.
18	Sean McGuire	QB	6-3	220	R-Fr	Franklin, Wis.	87	Cal Breedlove	TE	6-1	265	So	Kewanee, Ill.
19	Craig Slowik	QB	6-4	205	So	Joliet, Ill.	88	Jackson Riley	TE	6-4	235	Fr	Cottage Grove, Wis.
							89	Taylor Hill	TE	6-5	240	Sr	Rochester, Ill.
20	Dwayne Phillips	DB	5-7	170	Sr	Davenport, Iowa	90	Jean-Marc Charles	DL	6-4	265	Jr	Davie, Fla.
21	Devon Sanders	DB	5-9	200	So	Chicago, Ill.	92	Kris Harley	DL	6-1	290	Sr	Indianapolis, Ind.
22	Justin Corbett	LB	6-1	210	So	Tinley Park, Ill.	92	Josh Faulkenberry	LS	6-3	250	So	Arvada, Colo.
23	Josh Smith	DB	5-10	195	So	Chicago, Ill.	93	JJ Veloz	DL	6-3	270	So	Oak Creek, Wis.
25	Dallas Nichols	DB	6-2	210	Sr	San Diego, Calif.	94	Grant Kasal	DL	6-5	245	R-Fr	Westmont, Ill.
26	Charles Westbrook	RB	5-10	200	Jr	San Diego, Calif.	95	Mick Nelson	DL	6-3	275	So	Vadnais Heights, Minn.
27	Brad Blumenshine	LB	6-2	215	Sr	Bloomington, Ill.	96	John LaChapelle	DL	6-1	265	Sr	Apache Junction, Ariz.
28	Devon Moore	RB	6-2	210	Jr	Jefferson City, Mo.	97	Gavin Everett	DL	6-4	225	Fr	Center Grove, Ind.
29	DeVante' Clark	DB	6-1	195	R-Fr	Jacksonville, Ill.	98	Gavin Ricketts	DL	6-1	290	Sr	Davie, Fla.
							99	Eddy Holtschlag	DL	6-4	250	Sr	Quincy, Ill.
30	Justin Fitzpatrick	DB	6-1	195	Fr	O'Fallon, Mo.		Makenna Cook	LB	6-0	200	Fr	Kirkville, Mo.
31	Luke Otto	P/K	5-11	220	So	Normal, Ill.		Matt Costenson-Segura	OL	6-1	255	Fr	Kewanee, Ill.
32	Brock Broughton	DB	5-11	205	R-Fr	Kearney, Mo.		Zach Glisan	LB	6-2	200	Fr	Abingdon, Ill.
33	Nathan Knuffman	K/P	6-1	205	Jr	Coatsburg, Ill.		Elliot Montgomery	DB	6-0	190	So	St. Louis, Mo.
34	Steve McShane	RB	5-8	185	Fr	Freeport, Ill.		George Sajenko	WR	6-0	195	R-Fr	Niles, Ill.
35	Adam Brott	LB	6-2	225	So	St. Clair, Mo.		CJ Weydeman	QB	6-1	190	Fr	Chicago, Ill.
36	Max Norris	RB	5-10	225	Fr	Greenwood, Ind.		Matt Williams	LB	6-1	220	Jr	Aurora, Ill.
37	Drew Patterson	RB	6-0	210	R-Fr	Sussex, Wis.		Chris Zobrist	OL	6-3	250	Fr	Troy, Ill.
38	David Griffith	DB	5-11	210	So	Avon, Ind.							
39	Larry Harris	TE	6-1	235	Sr	Rock Island, Ill.							
40	Isaiah Ross	DB	6-0	190	Fr	Leavenworth, Kan.							
41	Nikko Watson	RB	6-0	250	Sr	Rock Island, Ill.							
42	Myles Spearman	DB	5-11	185	So	Surprise, Ariz.							
43	Brody Crossin	LB	6-2	215	Fr	Valparaiso, Ind.							
44	Brett Taylor	LB	6-2	230	So	Macomb, Ill.							
45	Tyler Slamans	TE	6-3	230	R-Fr	Sugar Grove, Ill.							
46	Tristin Decker	DB	5-10	180	Fr	Peoria, Ariz.							
47	Michael Bishoff	LB	6-2	210	R-Fr	Elk Grove Village, Ill.							
48	Jordan Gonzalez	DB	5-11	185	So	Peru, Ill.							
49	Eric Carrera	DB	6-0	185	Fr	St. Louis, Mo.							
50	Pete Swenson	DL	6-3	230	R-Fr	Mason City, Iowa							
51	Colin Olson	DL	6-4	245	So	Mt. Prospect, Ill.							
52	Quentin Moon	LB	6-2	220	Fr	Indianapolis, Ind.							
53	Hunter Varga	LS	6-0	225	Fr	Harmon, Ill.							
54	Cale McMakin	LB	6-1	205	R-Fr	Overland Park, Kan.							
55	Josh Baldus	OL	6-5	285	So	Palatine, Ill.							
57	Dillon King	LB	6-4	190	Jr	Woodland Hills, Calif.							
58	Riggs Baxter	LB	6-1	200	Fr	Thorntown, Ind.							
59	Tom Rehfeld	LB	6-3	210	Fr	Chicago, Ill.							
60	Ben Meyers	DL	6-2	230	R-Fr	Plainfield, Ill.							
62	Brody Carls	OL	6-5	270	R-Fr	Pana, Ill.							
63	Ryan Ricketts	OL	6-3	290	Sr	Galesburg, Ill.							
64	Thomas Kirsch	OL	6-6	310	R-Fr	Hartland, Wis.							
65	Andrew Nichols	OL	6-5	295	Jr	Shawnee, Kan.							
66	Jacob Judd	OL	6-3	290	So	Clinton, Iowa							
67	Jacob Barnes	DL	6-3	265	Fr	Sterling, Ill.							
68	Dylan Wirebaugh	OL	6-5	300	Fr	Canton, Ill.							

PRONUNCIATIONS

Joey BORSELLINO	Bore-sah-lee-no
Brock BROUGHTON	BROUGHT-un
Adam CONRADY	Con-RAD-ee
Eddy HOLTSCHLAG	HOLT-shlog
Nathan KNUFFMAN	Ka-NUF-man
John LaCHAPELLE	Lah-Sha-pelle
Isaiah LESURE	Leh-sure
Cale McMAKIN	Mc-MAKE-in
DEVON Moore	DEVON
Trenton NORVELL	Nor-VELLE
DEVON Sanders	Dah-von
KHALEN Saunders	KA-LEN
Joe PYSZKA	Pish-ka
JJ VELOZ	Veh-loze
Nick ZIEGENBEIN	Zig-in-bine