

OAKLAND

2019-20 MEN'S BASKETBALL



OAKLANDMBB GOLDENGRIZZLIES GOLDEN_GRIZZLIES

WWW.GOLDENGRIZZLIES.COM

GAME 31

at UIC

SATURDAY, FEB. 29

CHICAGO, ILLINOIS

CREDIT UNION 1 ARENA

4:12 PM ET | ESPN+

OU TICKET OFFICE

OUTICKETS@OAKLAND.EDU

248.370.4000

569 Pioneer Drive, 201 RAC

Rochester, Michigan 48309-4401

THE MATCHUP

OAKLAND (12-18, 7-10 HL)

Golden Grizzlies
Head Coach: Greg Kampe (36th Season)
Record at Oakland: 630-473
Career Record: same

CATEGORY LEADERS

19.5	Williams	Points
8.2	Hill-Mais	Rebounds
3.3	Kangu	Assists



UIC (15-15, 10-7 HL)

Flames
Head Coach: Steve McClain (5th Season)
Record at UIC: 73-90
Career Record: 229-205 (14th season)

CATEGORY LEADERS

Points	Ferguson	14.2
Rebounds	Ferguson	5.7
Assists	Ferguson	5.0

2019-20 SCHEDULE AND RESULTS

DATE	OPPONENT	TIME (ET)/RESULT
10.24	Rochester University # ESPN3/+ WDFN	W, 61-59
10.30	Saginaw Valley State # ESPN3/+ WDFN	W, 84-63
11.5	Goshen ¹ ESPN3/+ WDFN	W, 94-66
11.8	Delaware ¹ FloSports WDFN	L, 56-53
11.9	UTSA ¹ FloSports WDFN	W, 75-62
11.10	Southern Illinois ¹ FloSports WDFN	W, 61-52
11.16	at Maryland BTN+ WDFN	L, 80-50
11.18	Hartford TV20/ESPN3/+ WDFN	W, 60-50
11.25	at Northern Illinois ESPN+ WDFN	L, 74-50
11.30	at Toledo ESPN+ WDFN	L, 65-63
12.3	at Western Michigan ESPN3/+ WDFN	W, 72-62
12.7	at Bowling Green ESPN3/+ WDFN	L, 68-65
12.14	Michigan State ² ESPN2 WDFN	L, 72-49
12.18	at Syracuse ESPN WDFN	L, 74-62
12.21	Fairfield ESPN3/+ WDFN	L, 61-59 OT
12.28	Detroit Mercy ² TV20/ESPN3/+ WDFN	W, 78-69
1.3	Wright State ^{3*} TV20/ESPNU/3/+ WDFN	L, 96-69
1.5	Northern Kentucky ^{3*} TV20/ESPN3/+ WDFN	L, 75-64
1.9	at Youngstown State ^{3*} ESPN3/+ WDFN	L, 61-60
1.11	at Cleveland State ^{3*} ESPN3/+ WDFN	W, 68-55
1.16	at Green Bay ^{3*} ESPN3/+ WDFN	L, 73-69
1.18	at Milwaukee ^{3*} ESPN3/+ WDFN	L, 73-68
1.23	UIC ^{3*} TV20/ESPN3/+ WDFN WDFN	L, 80-50
1.25	IUPUI ^{3*} TV20/ESPN3/+ WDFN	L, 89-85 OT
1.31	at Detroit Mercy ^{3*} ESPN3/+ WDFN	W, 77-64
2.6	at Northern Kentucky ^{3*} ESPN3/+ WDFN	L, 73-70
2.8	at Wright State ^{3*} ESPN3/+ WDFN	L, 83-71
2.13	Cleveland State ^{3*} TV20/ESPN3/+ WDFN	W, 79-74
2.15	Youngstown State ^{3*} TV20/ESPN3/+ WDFN	W, 72-64
2.21	Milwaukee ^{3*} TV20/ESPN3/+ WDFN	W, 75-68
2.23	Green Bay ^{3*} TV20/ESPN3/+ WDFN	W, 92-88 2OT
2.27	at IUPUI ^{3*} ESPN3/+ WDFN	L, 71-68
2.29	at UIC ^{3*} ESPN3/+ WDFN	4:12 p.m.

Exhibition
* Horizon League Contest
¹ Sunshine Slam (Kissimmee, Fla./Silver Spurs Arena)
² Detroit, Mich./Little Caesars Arena
³ ESPNU Wildcard Game

ATHLETIC COMMUNICATIONS

Maria Rivera
Senior Assistant AD of Communications
E-mail mariarivera@oakland.edu
Office (248) 370-3201 | Cell (248) 915-8556

Jon Hevron
Director for Creative & Emerging Media / MBB Contact
E-mail jhevron@oakland.edu
Office (248) 370-4362 | Cell (248) 978-5066

#WEARtheBEAR

GAMEDAY INFORMATION

Location: Chicago, Illinois
Arena: Credit Union 1 Arena
TV: ESPN+
Radio: WDFN-AM (1130), iHeart Radio App
Talent: Neal Ruhl (PxP)
Mobile: Golden Grizzlies Live App

INSIDE THE SERIES

Overall: Oakland, 15-3
At Home: 6-2
At UIC: 8-0
At Neutral: 1-1
Current Streak: UIC, 1
Last Meeting: L, 80-50 (1/23/20 at O'Rena)
Series Note: Oakland has never lost at UIC

HILL-MAIS NIKE #HLMBB POTW - Second-Straight Week

For the second-straight week, senior forward Xavier Hill-Mais was named the Horizon League's Nike #HLMBB Player of the Week. Hill-Mais has notched four-straight double-doubles and five 20+ point efforts in the last six games. Last week on Senior Day against Green Bay, Hill-Mais had a game-high 31 points - including a go-ahead triple late in double OT.

THE OPENING TIP

> The Golden Grizzlies enter the contest fresh off their four-game winning streak being snapped at IUPUI on Thursday night. Oakland battled to a 10-point edge with 6:59 to play. The Jaguars responded though, taking a one-point lead into the final minute. The Golden Grizzlies had three looks at an equalizer before the final horn blew, 71-68.

> Senior forward Xavier Hill-Mais recorded his fourth-straight double-double. The last Golden Grizzly to string together four-consecutive double-double efforts was Jalen Hayes. From November 27-December 9, 2017, Hayes scored at least 10 points and grabbed at least 10 boards in five-straight games. Hayes finished with 11 double-doubles on the year - Hill-Mais has 10 this season.

> Oakland dropped its seventh one-possession decision of the season with the three-point loss to IUPUI. Ten of the Golden Grizzlies' losses this year have come by six points or less.

> Oakland's defense ranks third in the Horizon League, limiting opponents to 69.9 points per game. Hill-Mais ranks inside the conference's top-10 in six statistical categories and leads the league in field goal percentage, knocking down 52.2-percent from the floor.

> The last time Oakland did not convert a shot from behind the arc was on Jan. 30, 1988 vs. Wayne State University. The Golden Grizzlies have hit a three-ball in 1,000-consecutive games, which is the fifth-longest streak in the NCAA.

> Oakland is 67-23 in the month of February since 2009. In eight of those seasons, the Golden Grizzlies have won at least six games in February. This season, Oakland has won four thus far.

> Oakland's scoring with Williams versus without is a difference of 9.5 ppg. Oakland's eight-game streak of at least 70 points came to a close on Thursday in the 71-68 loss at IUPUI.

> The Golden Grizzlies are 8-0 all-time playing at UIC. Oakland holds a 15-3 advantage in the series overall.

PROBABLE STARTERS

No.	Name (Ht., Wt., Yr., Pos.)	GP-GS	PPG	RPG	APG	Notes
1	Rashad Williams (6-2, 185, So-R, G)	12-12	19.5	2.5	1.8	Named Nike Horizon League Player of the Week 2.4
2	Tray Maddox Jr. (6-5, 200, So., G)	30-29	9.2	3.0	2.1	Shooting 35-percent from beyond the arc in league play
4	Daniel Oladapo (6-7, 220 So., F)	30-21	8.8	6.3	1.3	Two double-doubles in last three games
14	Xavier Hill-Mais (6-7, 261, Sr-R, F)	30-29	16.8	8.2	1.9	Four-straight double-doubles, 2x Nike #HLMBB POTW
13	Brad Brechting (6-11, 240, Sr-R, C)	30-30	9.7	6.5	0.9	Third All-Time in Program History in blocks

KEY RESERVES

No.	Name (Ht., Wt., Yr., Pos.)	GP-GS	PPG	RPG	APG	Notes
11	Blake Lampman (6-1, 171, Fr., G)	30-4	5.2	1.7	1.5	2x Nike #HLMBB Freshman of the Week
15	Kevin Kangu (6-4, 179, Jr., G)	30-16	5.3	2.2	3.3	Six double-digit scoring efforts this season
24	Kenny Pittman Jr. (6-3, 181, Fr., G)	27-2	1.0	0.2	0.9	Averages 7.1 minutes per game



TV/RADIO ROSTER

2019-20 GOLDEN GRIZZLIES




1 Rashad
G Williams
6-2 | 180



2 Tray
G Maddox Jr.
6-5 | 190



4 Daniel
F Oladapo
6-7 | 220



5 Emmanuel
G Newsome
6-0 | 160



10 Zach
G Goodline
6-1 | 170



11 Blake
G Lampman
6-1 | 171




13 Brad
F Brechting
6-11 | 217



14 Xavier
F Hill-Mais
6-7 | 248



15 Kevin
G Kangu
6-4 | 180



20 Babatunde
C Sowunmi
6-10 | 245




21 Madison
G Monroe
6-3 | 185



24 Kenny
G Pittman Jr.
6-3 | 180




33 C.J.
G Gettelfinger
6-4 | 185



34 Yusuf
C Jihad
6-8 | 215



35 Jackie
F Harris
6-6 | 205



HC Greg
Kampe
36th Season



AC Jeff
Smith
First Season



AC Tony
Jones
Third Season



AC Mychal
Covington
Third Season

PRONUNCIATION GUIDE

Daniel OLADAPO: oh-la-DAH-po
Brad BRECHTING: BRECK-ting
MYCHAL COVINGTON: Michael CUV-ing-TON
XAVIER HILL-MAIS: EX-avy-ER Hill-MAYS
Kevin KANGU: KANG-oo
Greg KAMPE: Campy
BABATUNDE SOWUNMI: Bob-uh-TOON-day
SHA-woon-ME
Christopher GETTELFINGER: GET-el-finger
YUSUF JIHAD: YOU-sif G-haad

STAFF

Head Coach: Greg Kampe
Record at Oakland: 630-473 (36th season)
Overall: same
Associate Head Coach: Jeff Smith (1st season)
Assistant Coaches: Tony Jones (3rd season)
Mychal Covington (3rd season)
Director of Operations: Sarah Judd (14th season)
Strength Coach: Terry Sauerbry (6th season)
Athletic Trainer: Chris Curran (2nd season)
Graduate Assistant: Corey Wheeler (2nd season)

NUMERICAL ROSTER 2019-20 GOLDEN GRIZZLIES

#	Name	Pos.	Ht.	Wt.	Cl.	Hometown/Previous School
1	Rashad Williams	G	6-2	180	R-So.	Detroit, Mich. / Wayne Memorial/Cleveland St.
2	Tray Maddox Jr.	G	6-5	190	So.	Novi, Mich. / Novi
4	Daniel Oladapo	F	6-7	220	So.	Bladensburg, M.D. / Bladensburg / Chipola College
5	Emmanuel Newsome	G	6-0	160	Fr.	Boca Raton, Fla. / Westlake Prep
10	Zach Goodline	G	6-1	170	Fr.	Coloma, Mich. / Coloma
11	Blake Lampman	G	6-1	171	Fr.	Haslett, Mich. / Haslett
13	Brad Brechting	C	6-11	217	R-Sr.	Cedar Springs, Mich. / Cedar Springs
14	Xavier Hill-Mais	F	6-7	248	R-Sr.	Greensboro, N.C. / Page
15	Kevin Kangu	G	6-4	180	Jr.	Burlington, Ont., Canada / John Carroll / Vincennes
20	Babatunde Sowunmi	C	6-10	245	So.	Lagos, Nigeria / Solid Rock Academy
21	Madison Monroe	G	6-3	185	Fr.	Charlotte, N.C. / U.S. Military Academy Prep
24	Kenny Pittman Jr.	G	6-3	180	So.	Chicago, Ill. / Simeon
33	C.J. Gettelfinger	G	6-4	185	Fr.	Knoxville, Tenn. / Grace Christian Academy
34	Yusuf Jihad	C	6-8	215	Fr.	Detroit, Mich. / North Farmington
35	Jackie Harris	F	6-6	205	Fr.	Lambertville, Mich. / St. Francis de Sales

GENERAL INFORMATION

School: Oakland University
 Location: Rochester, Mich.
 Founded: 1957
 Enrollment: 19,309
 Nickname: Golden Grizzlies
 Colors: Black and Gold
 Affiliation: NCAA I
 Conference: Horizon League
 Arena: Athletics Center O'rena
 Capacity: 4,000
 Year Opened: 1998
 President: Ora Hirsch Pescovitz, M.D. (Northwestern '78)
 Director of Athletics: Steve Waterfield (Kenyon '94)

BASKETBALL HISTORY

First Year: 1967-68
 All-Time Record (52 seasons): 817-725 (.532)
 First Year of Division I: 1999-00
 All-Time D1 Record (18 seasons): 365-309 (.547)
 NCAA Tournaments: 7 (3 DI, 4 DII)
 Last Appearance: 2011
 No.13 seed Oakland 81, No.4 seed Texas 85
 NCAA second round, Tulsa, Okla. (BOKCenter)
 League Regular Season Titles: 6
 1995-96 (GLIAC), '96-97 (GLIAC), '99-00
 (Summit), '09-10 (Summit), '10-11 (Summit),
 '16-17 (Horizon)
 League Tournament Titles: 3
 2005: def. UMKC, 67-63 (quarters); def
 Chicago State, 56-53 (semis); def. ORU, 61-
 60 (title game)
 2010: def. UMKC, 85-70 (quarters); def.
 IPFW, 71-58 (semis); def. IUPUI, 76-64 (title
 game)
 2011: def. SUU, 82-66 (quarters); def. SDSU,
 110-90 (semis); def. ORU, 90-76 (title game)

TEAM INFORMATION

2018-19 Record: 16-17, 11-7 HL (3rd)
 Starters Returning/Lost: 3/2
 Letterwinners Returning/Lost: 5/5
 2019 Horizon League Tournament: 1-1
 Newcomers: 10
 Roster Breakdown (Sr./Jr./So./Fr.): 2/1/5/7

STARTERS RETURNING (3)

No.	Player	Ht.	Wt.	Cl.	Pos.	pts/rebs
02	Tray Maddox Jr.	6-5	200	So.	G	6.7/2.4
13	Brad Brechting	6-11	240	Sr.-R	C	9.5/5.9
14	Xavier Hill-Mais	6-7	261	Sr.-R	F	18.3/7.2

OTHER LETTERWINNERS RETURNING (2)

No.	Player	Ht.	Wt.	Cl.	Pos.	pts/rebs
20	Babatunde Sowunmi	6-10	245	So.	C	0.3/0.3
24	Kenny Pittman Jr.	6-3	180	So.	G	0.5/0.4

OTHER LETTERWINNERS LOST (3)

No.	Player	Ht.	Wt.	Cl.	Pos.	pts/rebs
10	Karmari Newman	6-4	170	R-So.	G	9.4/2.5
04	Stan Scott	6-3	180	Jr.	G	0.9/0.7
22	James Beck	6-8	210	Jr.	F	4.6/4.2

NEWCOMERS (10)

No.	Player	Ht.	Wt.	Cl.	Pos.
33	Christopher Gettelfinger	6-4	186	Fr.	G
10	Zach Goodline	6-1	175	Fr.	G
35	Jackie Harris	6-6	206	Fr.	F
34	Yusuf Jihad	6-8	214	Fr.	C
15	Kevin Kangu	6-4	179	Jr.	G
11	Blake Lampman	6-1	171	Fr.	G
21	Madison Monroe	6-3	185	Fr.	G
05	Emmanuel Newsome	6-0	151	Fr.	G
04	Daniel Oladapo	6-7	220	So.	F
01	Rashad Williams	6-2	185	So.-R	G



GAME 31 at UIC

MICHIGAN DI 1 SCHOOLS

School	2018-19	Last 11 yrs.	Pct.
1. Michigan State (B1G)	16-4	160-65	.710
2. Oakland (HL/Summit)	11-7	151-70	.686
3. Michigan (B1G)	15-5	134-94	.590
4. Western Michigan (MAC)	2-16	113-102	.523
5. Eastern Michigan (MAC)	9-9	105-108	.493
6. Central Michigan (MAC)	10-8	95-118	.448
7. Detroit Mercy (HL)	8-10	87-132	.399

FEBRUARY SUCCESS

The Golden Grizzlies have been successful in the month of February over the last 10 seasons (2009-present):

Year	Feb. Record	Overall Feb. Record	Overall Pct.
2009	6-1	6-1	.857
2010	7-0	13-1	.928
2011	6-1	19-2	.904
2012	6-1	25-3	.892
2013	6-1	31-4	.885
2014	2-5	33-9	.785
2015	7-2	40-11	.784
2016	7-2	47-13	.783
2017	8-0	55-13	.808
2018	4-4	59-17	.776
2019	4-3	63-20	.759
2020	4-3	67-23	.759

HOME SWEET HOME

Oakland is 121-43 over its last 164 games inside the O'rena and 79-23 (.773) over its last 102 home league games. The Golden Grizzlies have won 10 or more games at home in 12 of the last 13 seasons.

Overall Records at the O'rena

- 211-84 (.721) all-time
- 124-49 (.727) in league play
- 86-31 (.736) vs. non-conference opponents
- 27-1 (.962) vs. non-DI
- 4-2 (.666) vs. Power 5 conference opponents
- 5-1 (.833) in NCAA postseason play

Top Attended Games at the O'rena

1. 4,141 vs. Detroit Mercy (2/23/19)
2. 4,123 vs. Detroit Mercy (1/13/17)
3. 4,114 vs. Detroit Mercy (2/26/16)
4. 4,110 vs. Valparaiso (1/8/17)
5. 4,101 vs. Detroit Mercy (2/15/15)

Most Wins Inside the O'rena

1. 2009-10, 13-1 (9-0 in league play)
- T1. 2016-17, 13-4 (6-3 in league play)
3. 2014-15, 12-4 (8-0 in league play)
4. 2011-12, 12-6 (6-3 in league play)
- T4. 2008-09, 12-0 (9-0 in league play)

3-POINTER STREAK

The last time Oakland did not convert a shot from behind the arc was on Jan. 30, 1988 vs. Wayne State University.

UNLV and Princeton are the only two schools to make a 3-pointer in every game since the inclusion of a 3-point line in 1986-87.

Western Carolina was the first intercollegiate school to make a 3-point field goal.

Consecutive games with a three-pointer: 1,000 (5th among NCAA)

SCOUTING REPORT - UIC

The Flames claimed the first matchup between the sides this season, 80-50, at the O'Rena on January 23. The Golden Grizzlies went 19-of-55 from the floor in the contest.

UIC takes a three-game win streak into its senior day on Saturday. The Flames knocked off Detroit on Thursday, 84-67. Godwin Boahen came off the bench to lead four scorers in double-digits with 19 points.

Tarkus Ferguson leads the team in points, rebounds and assists. Ferguson is averaging 14.2 points, 5.7 boards and five assists per game. Three different UIC shooters have knocked down at least 45 triples.

THE NUMBERS



67.6	PPG	▶	68.4
-2.3	Scoring Margin	▶	-1.3
42.9	FG %	▶	44.0
42.2	Opp. FG %	▶	41.1
29.9	3-PT %	▶	34.6
68.6	FT %	▶	67.8
36.3	RPG	▶	36.1
+0.5	Rebound Margin	▶	+0.5
13.5	Assists	▶	13.7
13.8	TPG	▶	15.9
5.9	SPG	▶	5.5
3.0	BPG	▶	4.1

Hill-Mais Downt the Stretch

Xavier Hill-Mais finished with a season-high 31 points vs Green Bay on Senior Day - marking his 25th-straight outing with double-digit points and 28th this season. It was the 23rd 20-plus point effort of his career and fifth straight. The 31 points and 13 rebounds marked his 9th double-double of the season and third in as many games. Hill-Mais has knocked down at least one triple in four-straight games. Williams has the longest streak on the team this season, which is still active, at 11.

Oladapo Turning It Up

Dan Oladapo went for double digits on the glass for the third-straight game, and notched his fourth double-double of the year with 17 points and a career-high 17 rebounds.

Double OT Thriller vs Green Bay

This was Oakland's ninth double overtime game in program history. The Golden Grizzlies are 5-4 in those games. There are three games of three or four overtimes in program history. The last double overtime game was November 24, 2014, when Oakland fell to Western Carolina, 88-79.

Hill-Mais Named to Dos Equis 3X3U National Championship Midseason Watch List

Xavier Hill-Mais is one of 10 Horizon League seniors named to the Dos Equis 3X3U National Championship Midseason Watch List, announced on Tuesday, February 4. The 2020 event is scheduled for April 3-5 at Atlanta's Atlantic Station. The Greensboro, North Carolina, native has scored in double

2019-20 HORIZON LEAGUE PLAYERS OF THE WEEK

Nov. 11 – Daniel Oladapo, Oakland
Nov. 18 – Marcus Burk, IUPUI
Nov. 25 – Dantez Walton, Northern Kentucky
Dec. 2 – Dantez Walton, Northern Kentucky
Dec. 9 – Dantez Walton, Northern Kentucky
Dec. 16 – Tyler Sharpe, Northern Kentucky
Dec. 23 – JayQuan McCloud, Green Bay
December 31 – Loudon Love, Wright State
January 6 – Torrey Patton, Cleveland State
January 13 – TeJon Lucas, Milwaukee
January 19 – Tyler Sharpe, Northern Kentucky
January 26 – Marcus Burke, IUPUI
February 3 – Rashad Williams, Oakland
February 10 – TeJon Lucas, Milwaukee
February 17 – Xavier Hill-Mais, Oakland
February 24 – Xavier Hill-Mais, Oakland

2019-20 HORIZON LEAGUE FRESHMAN OF THE WEEK

Nov. 11 – Amari Davis, Green Bay
Nov. 18 – Mike DePersia, IUPUI
Nov. 25 – Grant Basile, Wright State
Dec. 2 – Amari Davis, Green Bay
Dec. 9 – Amari Davis, Green Bay
Dec. 16 – Amari Davis, Green Bay
Dec. 23 – Tanner Holden, Wright State
December 31 – Blake Lampman, Oakland
January 6 – Amari Davis, Green Bay
January 13 – Blake Lampman, Oakland
January 19 – Amari Davis, Green Bay
January 26 – Tanner Holden, Wright State
February 3 – Amari Davis, Green Bay
February 10 – Amari Davis, Green Bay
February 17 – Amari Davis, Green Bay
February 23 – Hugo Ferreira, Cleveland State

OAKLAND INDIVIDUAL LEADERS

CONSECUTIVE DOUBLE-FIGURE POINTS

Xavier Hill-Mais.....26
Rashad Williams10
Tray Maddox Jr.....4

CAREER DOUBLE-FIGURE POINTS (2019-20)

Xavier Hill-Mais.....64 (29)
Brad Brechting.....32 (13)
Rashad Williams30 (12)
Tray Maddox Jr.....24 (14)
Daniel Oladapo.....12 (12)
Blake Lampman.....7 (7)
Kevin Kangu6 (6)
Madison Monroe.....2 (2)

CAREER 20 OR MORE POINTS (2019-20)

Xavier Hill-Mais.....23 (9)
Brad Brechting.....7 (3)
Rashad Williams6 (3)
Daniel Oladapo.....2 (2)
Tray Maddox Jr.....1 (0)
Kevin Kangu1 (1)

CAREER 30 OR MORE POINTS (2019-20)

Xavier Hill-Mais.....5 (1)
Brad Brechting.....1 (0)
Rashad Williams2 (2)

CAREER DOUBLE-FIGURE REBOUNDS (2019-20)

Xavier Hill-Mais.....16 (10)
Brad Brechting.....10 (5)
Daniel Oladapo.....5 (5)

CONSECUTIVE GAMES WITH AT LEAST ONE

3-POINTER
Rashad Williams12
Tray Maddox Jr.....5

CAREER DOUBLE-DOUBLES (2019-20)

Xavier Hill-Mais.....16 (10)
Brad Brechting.....10 (5)
Daniel Oladapo.....5 (5)

STARTING LINEUPS, POINTS AND PERCENT OF OFFENSE

Date	Opponent	Oakland starting lineup	Lineup Record	Pts	% of Offense	W/L
11/5	Goshen	Brechting, Hill-Mais, Kangu, Maddox Jr., Oladapo	1-0	70	74	W
11/8	Delaware	Brechting, Hill-Mais, Kangu, Maddox Jr., Oladapo	1-1	50	94	L
11/9	UTSA	Brechting, Hill-Mais, Kangu, Maddox Jr., Oladapo	2-1	66	85	W
11/10	Southern Illinois	Brechting, Pittman Jr, Kangu, Maddox Jr., Oladapo	1-0	56	92	W
11/16	Maryland	Brechting, Hill-Mais, Kangu, Maddox Jr., Oladapo	2-2	34	68	L
11/18	Hartford	Brechting, Hill-Mais, Kangu, Maddox Jr., Oladapo	3-2	53	88	W
11/25	Northern Illinois	Brechting, Hill-Mais, Kangu, Pittman Jr., Oladapo	0-1	34	68	L
11/30	Toledo	Brechting, Hill-Mais, Kangu, Maddox Jr., Oladapo	3-3	45	71	L
12/3	Western Michigan	Brechting, Hill-Mais, Kangu, Maddox Jr., Oladapo	4-3	56	78	W
12/7	Bowling Green	Brechting, Hill-Mais, Kangu, Maddox Jr., Lampman	0-1	56	86	L
12/14	Michigan State	Brechting, Hill-Mais, Kangu, Maddox Jr., Oladapo	4-4	25	51	L
12/18	Syracuse	Brechting, Hill-Mais, Monroe, Maddox Jr., Oladapo	0-1	50	81	L
12/21	Fairfield	Brechting, Hill-Mais, Monroe, Maddox Jr., Oladapo	0-2	47	80	L
12/28	Detroit Mercy	Brechting, Hill-Mais, Kangu, Maddox Jr., Oladapo	5-4	54	69	W
1/3	Wright State	Brechting, Hill-Mais, Kangu, Maddox Jr., Oladapo	5-5	53	77	L
1/5	Northern Kentucky	Brechting, Hill-Mais, Kangu, Maddox Jr., Oladapo	5-6	44	69	L
1/9	Youngstown State	Brechting, Hill-Mais, Kangu, Maddox Jr., Monroe	0-1	45	75	L
1/11	Cleveland State	Brechting, Hill-Mais, Monroe, Goodline, Maddox Jr.	1-0	34	50	W
1/16	Green Bay	Brechting, Hill-Mais, Kangu, Maddox Jr., Williams	0-1	64	93	L
1/18	Milwaukee	Brechting, Hill-Mais, Maddox Jr., Williams, Monroe	0-1	49	72	L
1/23	UIC	Brechting, Hill-Mais, Maddox Jr., Williams, Monroe	0-2	50	74	L
1/25	IUPUI	Brechting, Hill-Mais, Maddox Jr., Williams, Lampman	0-1	71	84	L
1/31	Detroit Mercy	Brechting, Hill-Mais, Maddox Jr., Williams, Lampman	1-1	65	84	W
2/6	Northern Kentucky	Brechting, Hill-Mais, Maddox Jr., Williams, Lampman	1-2	58	83	L
2/8	Wright State	Brechting, Hill-Mais, Maddox Jr., Williams, Oladapo	0-1	67	94	L
2/13	Cleveland State	Brechting, Hill-Mais, Maddox Jr., Williams, Oladapo	1-1	72	91	W
2/15	Youngstown State	Brechting, Hill-Mais, Maddox Jr., Williams, Oladapo	2-1	56	78	W
2/21	Milwaukee	Brechting, Hill-Mais, Maddox Jr., Williams, Oladapo	3-1	71	95	W
2/23	Green Bay	Brechting, Hill-Mais, Maddox Jr., Williams, Oladapo	4-1	92	100	W
2/27	IUPUI	Brechting, Hill-Mais, Maddox Jr., Williams, Oladapo	4-2	65	96	L

figures in 26 of 27 games this season - highlighted by seven double-doubles - most recently vs Youngstown State on Feb. 15. Currently, Hill-Mais ranks inside the top eight in the league for points per game, 16.0, and rebounds, 7.8. He is knocking down over 51 percent of his field goal attempts - good for second in the Horizon.

The Williams Difference

Oakland's scoring with Williams versus without is a difference of 7.2 ppg. William is averaging more than 20 points per game and has knocked down 39 triples in just nine games. Tray Maddox Jr. had a streak of 10 games with at least one triple this season to lead the team. Blake Lampman had a streak of eight-consecutive games. Lampman leads the team with 45 three-pointers this season - which leads all freshman in the Horizon League.

Senior Day

Last Sunday's game included the Golden Grizzlies' senior celebration for Brad Brechting and Xavier Hill-Mais.

Brad Brechting came to Oakland ranked the 7th-best player in the state of Michigan by ESPN. com out of Cedar Springs. Brechting appeared in 65 games over his first two seasons on campus - starting 18 for the Black and Gold. Both seasons he finished inside the top 12 in the league for blocks. After a redshirt season, Brechting worked into the regular starting rotation, making 27 starts in the 2018-19 season. During league play, he averaged 13.4 points per game with 6.9 rebounds. Over the course of the final 11 games, Brechting averaged 16.5 points and 10 rebounds per outing. He finished fourth in the league in blocked shots and sixth in the conference with five double-doubles. As a senior, Brechting has 13 double figure-point games this season - highlighted by 26 points to go with 14 rebounds at Green Bay on January 16. The 26-point performance was his third 20-plus point effort of the year and kicked off a stretch of six-straight outings with at least 10 points. Coming into today's game, Brechting's career block total of 107 blocks ranks third all-time in Oakland history.

Xavier Hill-Mais came to Oakland University an all-state player out of Greensboro, North Carolina. Hill-Mais appeared in 66 games over his first two seasons, finishing sixth in the league in blocks per game as a sophomore. After a redshirt season in 2016-17, he came back as a junior to start in every game. Hill-Mais led the team with 18.3 points per game and 7.2 rebounds. He was a First-Team All-League selection and ranked 35th in the NCAA in made field goals. Hill-Mais ranked inside the top-10 among the Horizon League in nine different statistical categories. As a senior, Hill-Mais came into today's game with four-straight 20-point performances and eight double-doubles. He was named to the Dos Equis 3x3U Midseason Watch List as one of the league's top seniors. Hill-Mais is sixth in the league in scoring at 16.0 ppg - hitting double figures in 27 of 28 games heading into today. Hill-Mais is fifth in the conference with 7.78 rebounds per outing and leads the league in field goal percentage. He scored his career 1,000th point against Western Michigan on December 3. His 89 blocked shots ranks fifth all-time in program history.



BY THE NUMBERS

4

NBA players in the last 11 years
(Kendrick Nunn, Kay Felder, Keith Benson & Rawle Marshall)

6

Players that led the NCAA in a statistical category since 2009 (Jones/APG, Hamilton/PPG, Bader/3PG, Mondy/SPG, Felder/APG, Nunn/3PG)

8

Postseason appearances in the last 10 years (4 CIT, 2 NCAA, 1 Vegas 16, 1 NIT)

74

Wins in the Horizon League since becoming a member in July 2013

630

Career wins for Coach Kampe, 12th among active DI coaches

817

Oakland's all-time wins

1K

Consecutive games with at least one 3-pointer made

Vs. Green Bay

In the season's first matchup between the Golden Grizzlies and the Phoenix, Oakland jumped out to an early double-digit lead, but Green Bay cut the deficit to a possession going into the locker room. Down five, 71-66, Maddox Jr. stepped into a three on the wing from Hill-Mais to make it a one-possession ballgame with seven seconds remaining. The Golden Grizzlies wouldn't come closer, as the Phoenix knocked down a pair of free throws to put the contest out of reach. Brechting finished with a season-high 26 points.

Oladapo Heating Up

Dan Oladapo went for double digits on the glass for the second-straight game, and notched his third double-double of the year with 12 points - his 11th double-figure outing.

Williams No. 2 on SportCenter Top 10

Oakland completed the season sweep of Cleveland State, 79-74. Sophomore guard Rashad Williams led all scorers with 28 points - highlighted by a step-back crossover triple that was No. 2 on Sportscenter's Top 10 for February 13. Williams is the second Golden Grizzly to appear at the No. 2-spot in #SCTop10, as freshman guard CJ Gettelfinger's half court heave as the shot clock expired on Dec. 18 at Syracuse made the cut.

Williams Taking Over

Rashad Williams has scored at least 25 points in three of the past five outings. Seventy-one percent of Williams' made field goals have come from range.

2005 NCAA Tournament Team

The 2005 Golden Grizzlies were tabbed a Cinderella story. Oakland's run through the league tournament - with a mark of 9-18 at the end of the regular season - earned the Golden Grizzlies their first-ever trip to the NCAA Tournament. Oakland defeated Alabama A&M in the Opening Round before falling to North Carolina.

2010 NCAA Tournament Team

The 2010 Oakland squad won the Summit League regular season and tournament title. The Golden Grizzlies won 26 games - going 17-1 in conference play. Senior point guard Johnathon Jones led all Division I players in assists. Oakland fell in round one of the NCAA Tournament to Pitt.

Quick Starts on the Road

Heading into the road matchup at NKU on Feb. 6, the Golden Grizzlies had jumped out to a double digit lead in the first half in the past five road games: +15 at Detroit, +10 at Milwaukee, +15 at Green Bay, +12 at Cleveland State, +13 at Youngstown State. The Golden Grizzlies took a lead into half in four of the five outings: +9 at Detroit, +3 at Green Bay, +3 at Cleveland State, +4 at Youngstown State, -4 at Milwaukee. At Northern Kentucky, the Golden Grizzlies held the Norse scoreless for 4:19 to start the game, getting out to a 7-0 start. Oakland is 2-4 over the last five road games.

Williams Nike #HLMBB Player of the Week

Rashad Williams was named the Nike #HLMBB Player of the week after dropping a career-high 37 points in the Golden Grizzlies' 77-64 victory over Detroit Mercy on Friday, January 31. Williams knocked down 7-of-16 from beyond the arc, matching his career high for three-point field goals in a game originally set on December 16, 2018, at Illinois State. Fourteen of Williams' 37 came from the foul line en route to becoming the first Golden Grizzly to score 30 or more points since senior center Brad Brechting put up 32 against Youngstown State in the O'Rena on February 1, 2019.

Making it OUR City

Following Oakland's 77-64 win at Detroit on Jan. 31, the Golden Grizzlies haven't trailed Detroit in 1 hour, 57 minutes and 40 seconds of game time. Over the past seven games - which have results in a program-best seven-consecutive victories over the Titans, Oakland has led or been tied for 4 hours, 21 min and 8 seconds.

Overtime Thriller vs IUPUI

The 85 points by Oakland on Jan. 25 vs IUPUI were the most since scoring 94 against Goshen in the season opener on Nov. 5, 2019. This afternoon's game was just the second time this year the Golden Grizzlies have gone for 80 or more in a game. Oakland is 0-2 in overtime games this season - lost to Fairfield on Dec. 21, 61-59, lost to IUPUI on Jan. 25, 89-85. Both contests were played at the O'Rena.

Limiting Mistakes

For the first time this season, Oakland committed fewer than 10 turnovers as a team vs IUPUI on Jan. 25. The last time Oakland committed fewer than 10 turnovers was at Youngstown State on Jan. 31, 2019 - the Golden Grizzlies turned it over just nine times against the Penguins. The seven turnovers this afternoon is the lowest since giving up just four in last year's season opener against Toledo on Nov. 9, 2018 - Oakland committed just four turnovers in the effort.

The Metro Series

The Golden Grizzlies and Detroit Mercy branded a rivalry in 2014 that includes competition be-

THE LAST TIME OAKLAND...

SCORED 100+ POINTS 101 vs. YSU inside the O'rena (2/21/17)	34 by Western Michigan at University Arena (11/26/13)	8 by Marcus Burk, IUPUI, at the O'rena (1/25/20), 6 by Jaylen Minnett, IUPUI, at the O'Rena (1/25/20)
SCORED 90-99 POINTS 92 vs. Green Bay in the O'rena (2/23/20)	OAKLAND HAD 50 OR MORE REBOUNDS 53 vs Green Bay at the O'Rena (2/23/20)	OPPONENT PLAYER MADE 10 OR MORE FREE THROWS 12 by Antoine Davis, Detroit Mercy, O'rena (12/28/19)
SCORED LESS THAN 50 POINTS 44 vs. Cleveland State at Little Caesars Arena (3/5/18)	OAKLAND HAD 25 OR MORE OFFENSIVE REBOUNDS 27 vs. Southern University at the Sears Centre (11/26/10)	OAKLAND PLAYER HAD 15 OR MORE REBOUNDS 17 by Daniel Oladapo vs Cleveland State in the O'rena (2/23/20)
SCORED LESS THAN 40 POINTS 30 at Northwestern in Welsh-Ryan Arena (11/21/98)	OAKLAND HAD 30 OR MORE DEFENSIVE REBOUNDS 35 vs. Northern Kentucky at Little Caesars Arena (3/11/19)	OPPONENT PLAYER HAD 15 OR MORE REBOUNDS 18 by Chris Brandon, Detroit Mercy, at the O'rena (12/28/19)
SHOT 60% OR BETTER .600 (28-47) at Fairfield in Alumni Hall (12/6/18)	OPPONENT HAD 50 OR MORE REBOUNDS 54 by Michigan St at LCA (12/14/19)	OAKLAND PLAYER HAD A TRIPLE-DOUBLE Kay Felder (29 pts, 10 ast, 10 rebs vs. ETSU in Mandalay Bay (3/29/16)
SHOT 70% OR BETTER FROM 3-POINT RANGE .778 (7-9) vs. South Dakota State in the O'rena (2/2/08)	OAKLAND PLAYER SCORED 40 OR MORE POINTS 47 by Travis Bader vs. IUPUI in the O'rena (1/24/13)	OAKLAND HAD A 5 OR MORE WINNING STREAK Feb. 16 - March 6, 2019
MADE 40 OR MORE FIELD GOALS 45 vs. South Dakota St. in Sioux Falls Arena (3/7/11)	OAKLAND PLAYER SCORED 30 OR MORE POINTS 31 by Xavier Hill-Mais vs CSU at the O'Rena (2/23/20)	OAKLAND HAD AN 8 OR MORE WINNING STREAK Jan. 9-Feb. 26, 2017
MADE 15 OR MORE 3-POINT FIELD GOALS 18 at Hartford in Chase Arena (12/16/18)	OAKLAND PLAYER MADE 15 OR MORE FIELD GOALS 15 by Corey Petros at UIC in the UIC Pavilion (2/4/15)	
MADE 30 OR MORE FREE THROWS 32 vs. Youngstown State in the O'rena (3/6/19)	OAKLAND PLAYER MADE 8 OR MORE 3-PT FG 8 by Kendrick Nunn at Detroit Mercy in Calihan Hall (1/20/18) / Rashad Williams at NKU 2/6/20	
OPPONENT SCORED 100+ POINTS 102 by #3 Kansas at Allen Fieldhouse (11/25/17)	OAKLAND PLAYER MADE 10 OR MORE FREE THROWS 14 by Rashad Williams at Detroit Mercy (1/31/20)	
OPPONENT SCORED 90-99 POINTS 96 by Wright State at the O'rena (1/3/19)	OPPONENT PLAYER SCORED 30 OR MORE POINTS 39 by Marcus Burk, IUPUI, at the O'rena (1/25/20), 30 by Jaylen Minnett, IUPUI, at the O'Rena (1/25/20)	
OPPONENT SCORED LESS THAN 60 PTS 50 vs. Hartford at the O'rena (11/18/19)	OPPONENT PLAYER MADE 15 OR MORE FIELD GOALS 16 by Albert Owens, Oral Roberts, at the Mabee Center (11/27/17)	
OPPONENT SCORED LESS THAN 50 PTS 47 vs. Defiance in the O'rena (11/19/18)	OPPONENT PLAYER MADE 6 OR MORE 3-PT FIELD GOALS	
OPPONENT SHOT 60% OR BETTER .604 (32-53) by Northeastern at Matthews Arena (12/8/18)		
OPPONENT SHOT 70% OR BETTER FROM 3-PT. .750 (12-16) by Utah State in the Smith Spectrum (3/25/12)		
OPPONENT MADE 40 OR MORE FIELD GOALS 40 by Michigan State in the O'rena (11/17/98)		
OPPONENT MADE 15 OR MORE 3-PT FG 16 by Youngstown State at the O'rena (1/4/16)		
OPPONENT MADE 30 OR MORE FREE THROWS		

tween the shared 14 intercollegiate sports. Two points are awarded to the school that picks up the victory. In the sport of cross country, golf, track and field, the school with the highest finish at the Horizon League Championships will be awarded the two points. The Golden Grizzlies have dominated the rivalry over the first five seasons, outscoring the Titans 136-38 and currently lead this season's 15-1.

Season High From the 10th Starting Lineup

The 71 points from the starting combo of Brechting, Maddox Jr., Hill-Mais, Lampman and Williams last time out against IUPUI was the highest point total tallied by the starting five this season. The starters against Goshen in the season opener combined for 70 points.

Lampman Dialing In From Range

Blake Lampman has hit at least one three-pointer in eight-straight games and at least three triples 10 times this season. Tray Maddox Jr. had the longest three-point streak of the team this season, putting together 10-consecutive efforts with a triple.

Built for Defense

Oakland's defense sits second in the league at 68.6 points surrendered per game. The Golden Grizzlies held opponents to under 60 points four times this season. Opponents have hit just 41.6 percent of their field goals against Oakland, making the Golden Grizzlies' defense second in the Horizon League in the category behind Wright State.

NET Rankings

The Golden Grizzlies come into this week the third-highest ranked Horizon team in the most updated NET rankings. The NET relies on game results, strength of schedule, game location, scoring margin, net offensive and defensive efficiency, and the quality of wins and losses. Wright State (121) and Northern Kentucky (135) are the league foes in front of Oakland (222).



OAKLAND'S RECORD WHEN

Leading Scorer	Record
Brad Brechting	1-3
Daniel Oladapo	2-1
Tray Maddox Jr.	0-2
Kevin Kangu	1-0
Xavier Hill-Mais	7-11
Blake Lampman	1-1
Rashad Williams	2-1

Leading Rebounder	Record
Daniel Oladapo	5-5
Brad Brechting	4-4
Xavier Hill-Mais	7-10
Kevin Kangu	0-1
Babatunde Sowunmi	0-1

Double-Figure Points	Record
Brad Brechting	2-11
Daniel Oladapo	6-5
Xavier Hill-Mais	11-18
Kevin Kangu	4-1
Blake Lampman	4-3
Tray Maddox Jr.	4-8
Madison Monroe	0-2
Rashad Williams	5-7

Double-Figure Rebounds	Record
Daniel Oladapo	5-0
Xavier Hill-Mais	6-4
Brad Brechting	3-3

Double-Figure Assists	Record
-----------------------	--------

Double-Doubles	Record
Daniel Oladapo	4-0
Brad Brechting	2-3
Xavier Hill-Mais	6-4

Winning at halftime	Record
	9-3

Tied at halftime	Record
	0-2

Losing at halftime	Record
	3-13

Scores 74 points or less	Record
	5-17

Scores 75 points or more	Record
	7-1

MICHIGAN DI SCHOOLS IN LEAGUE PLAY

10+ league wins in the last 13 seasons (since 2006-07)

Oakland - 12
Michigan State - 11
Michigan - 7
Western Michigan - 6
Central Michigan - 4
Detroit Mercy - 3
Eastern Michigan - 1

OAKLAND VERSUS RANKED

The Golden Grizzlies have faced a ranked opponent in every season except one (2005-06), posting an overall record of 2-45.

Oakland's two top-25 wins came versus No. 23 Oregon (68-62) at The Palace at Auburn Hills on Dec. 22, 2007, and at No. 7 Tennessee (89-82) on Dec. 14, 2010 inside Thompson-Boling Arena.

The Golden Grizzlies played a program-high six teams in 2010-11 and have faced 24 nationally-ranked teams over the last eight seasons, going 1-23 in those games.

Most recently, the Golden Grizzlies fell to No. 16/15 Michigan State on Dec. 14, 2019, 72-49.

Willimas Granted Transfer Waiver

Rashad Williams was named eligible by the NCAA on January 16, announced the League and Director of Athletics Steve Waterfield. Williams transferred from Cleveland State where he averaged 10.8 points and 1.8 rebounds per game during the 2018-19 season and knocked down 91 triples - ranking second in CSU single-season history.

Nice to Meet You

Oakland added 10 newcomers to the 2019-20 squad, including three transfers in Kevin Kangu (Vincennes University), Daniel Oladapo (Chipola College) and Rashad Williams (Cleveland State).

Brechtling's Big Night at Green Bay

Senior center Brad Brechting went for a season-high 26 points last time out at Green Bay. It was his highest point total since dropping 32 at Cleveland State a year ago. Brechting pulled down 14 boards for the third double-double of his season and eighth of his career.

Lampman Nike #HLMBB Freshman of the Week...Again! Jan. 13

For the second time since the start of league play on Dec. 28, freshman guard Blake Lampman has been named the Nike #HLMBB Freshman of the Week. Lampman finished Oakland's road trip through Ohio as the Golden Grizzlies' second-leading scorer with 24 total points. He knocked down 58-percent of his attempts from beyond the arc, hitting seven of 12 triples. Lampman has recorded three or more triples in eight games this season and in three-consecutive games. Since the start of the award in 2013-14, Oakland has had four players earn the award at least three times in their rookie campaigns: Kay Felder (7), Jaylen Hayes (6), Isaiah Brock (3) and Braden Norris (3).

Starters at Green Bay

The starting lineup of Brechting, Williams, Hill-Mais, Maddox Jr. and Kangu combined for 93-percent of Oakland's 69 points at Green Bay on January 16. The lineup chipped in 64 points, led by Brechting's 26 and Williams' 16. The 93-percent mark is the second-highest of any starting combination for the Golden Grizzlies this season. Against Delaware, Brechting, Hill-Mais, Kangu, Maddox Jr. and Oladapo accounted for 94-percent of Oakland's offense, combining for 50 points. The Golden Grizzlies are 1-2 when the starters account for 90+ percent of the offense.

New Starting Five in Cleveland

For the first time this season, coach Greg Kampe started two freshmen - Zach Goodline and Madison Monroe. It was Goodline's first start. He has played in every game since the start of league play on Dec. 28. Monroe made his second-straight start and fourth of the year. Joining the frosh were Tray Maddox Jr., Brad Brechting and Xavier Hill-Mais. The combination tallied 50-percent of Oakland's total points at Cleveland State - which is the lowest output by a starting unit for the Golden Grizzlies this season.

Getting to the Line at CSU

Eighteen of Oakland's 30 first half points at Cleveland State came from the free throw line. The Golden Grizzlies finished the game 26-of-37 from the charity stripe. It was the most free throw attempts and makes on the season. The outing prior, at Youngstown State, Oakland went 3-of-6 for the outing from the foul line.

Kangu Stepping Up

After missing the starting rotation for just the third game this season, Kevin Kangu hit double figures against the Vikings for the first time since Nov. 18 against Hartford where he finished with 11. Kangu started the season averaging 10.7 ppg through the first six games of the year. Kangu knocked down two triples marking the first time he has hit multiple three-pointers since the season opener against Goshen on Nov. 5.

Goodie Goodline

Zach Goodline appeared to be redshirting this season before seeing his first game action against Detroit on Dec. 28. Since, Goodline has appeared in every game, including starting against Cleveland State. Against the Vikings, he notched the first points of his college career, knocking down 6-of-6 from the free throw line. He was 0-for-2 from the floor.

Monroe's Emergence

Freshman Madison Monroe made his fourth start of the season last timeout. Last week, Monroe notched the second double-figure game of his career - scoring 10 at Youngstown State.

Tray For Trey

Sophomore Tray Maddox Jr. had knocked down at least one triple in 10-straight efforts before going 0-for-2 at Cleveland State on Jan. 11. Maddox Jr. has hit a three-pointer in 14 of 18 games this season.

Lampman Finding His Shot

For the eighth time this season, Blake Lampman knocked down at least three triples at Cleveland State. His career-high came at Toledo on November 30 when the Haslett, Michigan, native went 5-of-10 from range. Oakland is 4-4 when Lampman hits at least three from beyond the arc.

MID-MAJOR SUCCESS

Entering 2019-20, Oakland is winning 65 percent of its games against mid-major opponents since the 2008-09 season. The Golden Grizzlies are 207-111 against mid-major teams over the last 12 seasons (6-49 vs. Power 5, 15-0 vs. non-D1). Here is a breakdown of the Golden Grizzlies' record:

2008-09:	23-12 overall
	21-8 vs. mid-major teams
	1-5 vs. Power 5, 1-0 vs. non-D1
2009-10:	26-9 overall
	24-3 vs. mid-major teams
	0-6 vs. Power 5, 2-0 vs. non-D1
2010-11:	25-10 overall
	23-3 vs. mid-major teams
	1-7 vs. Power 5, 1-0 vs. non-D1
2011-12:	20-16 overall
	18-12 vs. mid-major teams
	1-4 vs. Power 5, 1-0 vs. non-D1
2012-13:	16-17 overall
	14-12 vs. mid-major teams
	0-5 vs. Power 5, 2-0 vs. non-D1
2013-14:	13-20 overall
	11-15 vs. mid-major teams
	0-5 vs. Power 5, 2-0 vs. non-D1
2014-15:	16-17 overall
	14-11 vs. mid-major teams
	0-6 vs. Power 5, 2-0 vs. non-D1
2015-16:	23-12 overall
	22-9 vs. mid-major teams
	1-3 vs. Power 5, 0-0 vs. non-D1
2016-17:	25-8 overall
	20-7 vs. mid-major teams
	2-1 vs. Power 5, 2-0 vs. non-D1
2017-18:	19-14 overall
	19-11 vs. mid-major teams
	0-3 vs. Power 5, 0-0 vs. non-D1
2018-19:	16-17 overall
	16-15 vs. mid-major teams
	0-2 vs. Power 5, 1-0 vs. non-D1
2019-20:	12-1 overall
	11-1 vs. mid-major teams
	0-3 vs. Power 5, 1-0 vs. non-D1

POWER-5 WINS

1. Northwestern, 60-41 (1/2/00), Evanston
2. Michigan, 97-90 (11/17/00), Rochester
3. Texas A&M, 90-58 (12/22/07), Rochester
4. No. 23 Oregon, 68-62 (12/22/07), Auburn Hills
5. Oregon, 82-79 OT (11/17/08), Eugene
6. No. 7 Tennessee, 89-82 (12/14/10), Knoxville
7. Tennessee, 89-81 (11/28/11), Rochester
8. Washington, 97-83 (12/19/15), Seattle
9. Georgia, 86-79 (12/23/16), Rochester
10. Clemson, 74-69 (3/14/17), Clemson

A breakdown of Oakland's record vs. the power conferences; ACC (1-6), Big Ten (2-39), Big 12 (1-12), Pac-12 (3-6), SEC (3-8) | Big East (high major, 0-15)

Lampman Named Nike #HLMBB Freshman of the Week - December 31
Freshman guard Blake Lampman was named the Freshman of the Week by the Horizon League on December 31. In the Golden Grizzlies' lone outing last week, Lampman finished with 12 points and a career-high five assists. Heading into the matchup with #MetroSeries rival Detroit Mercy, the Haslett, Michigan, native had been struggling from beyond the arc, going 1-of-15 over the previous two outings. Against the Titans, Lampman found his shot early, finishing the game 4-of-9. Lampman leads Oakland with 27 made triples on the year.

Surprises Off the Bench vs Wright State

Madison Monroe hit a career-high 10 points in 24 minutes of action against the Raiders. Monroe finished with two assists and a career-best three steals. Babatunde Sowunmi also took advantage of his minutes last time out, dropping a career-high five points and six rebounds - four coming on the offensive glass.

A Night to Forget

The 96 by Wright State was the most surrendered this season - previously 80 at No. 7 Maryland - and most No. 8 Michigan State scored 99 at the Breslin Center on Dec. 21, 2018. The 30-point deficit with 4:19 to go was the largest deficit Oakland has faced since trailing Michigan State by 29 with 7:41 to play on Dec. 14. The biggest deficit this season came at No. 7 Maryland by 35 with 3:40 to play on Nov. 16.

Finding the Range vs. Detroit Mercy

The nine made triples by Oakland against Detroit Mercy on Dec. 28 was a season-high. Five different Golden Grizzlies hit from deep, led by Blake Lampman's four. The 78 points by Oakland was the most since the season opener against Goshen, when the Golden Grizzlies posted 94. It was just the fourth time this year that Oakland has scored 70 or more points.

Dominating the #MetroSeries

The victory last time out over Detroit Mercy gave Oakland a program-best sixth straight win over the Titans. The longest winning streak in the series belongs to Detroit Mercy, winning the first 10 matchups from 1973-2000. Since the flip of the century, the Golden Grizzlies are 12-3 in the series, with the Titans' last victory coming on January 13, 2017.

In League Openers

Oakland is 6-1 all-time in Horizon League openers and 4-0 while opening league play in the O'rena since joining the conference in 2013.

Hill-Mais Hits Career Milestone

With 10 rebounds against the Titans on Dec. 28, Xavier Hill-Mais eclipsed the century mark on the season (109) and the 500 mark in his career (508) in the category. Xavier Hill-Mais' 19 points and 10 rebounds was good for his 10th career double-double and fourth of the campaign. Hill-Mais has scored in double figures in 13 of 14 games this season, and has notched a double-double every time he hits double figures on the glass.

Hill-Mais & Brechting vs. Fairfield

Hill-Mais' 18 points marks the 12th time this season in 13 outings the senior has reached double figures. He has scored double digits in nine-straight games, and has 47 career outings with 10+ points. Brad Brechting had a game-high 13 rebounds. It was Brechting's seventh double-digit rebounding effort of his career and second this season. Brechting pulled down 12 boards against Southern Illinois on November 10. Brechting's double-double is the second of the season and seventh of his career.

SportsCenter #SCTop10 - Gettelfinger at No. 2 on Dec. 18

On Wednesday at Syracuse, CJ Gettelfinger ended a 7-0 scoring run by the Orange with a half court shot as the shot clock was expiring. The half-court heave came in at No. 2 on SportsCenter's Top-10, getting beat out only by Cristiano Ronaldo's header on Dec. 18.

Bright Lights, Big Crowds

Oakland is no stranger to big environments. On three occasions this season the Golden Grizzlies have played in front of 12-plus thousand. (at Maryland 12,989 | vs. Michigan State 18,145 | at Syracuse 16,394).

BIG in the Paint at Syracuse

The senior duo of Xavier Hill-Mais and Brad Brechting combined for 36 points at Syracuse on Dec. 18. Oakland outscored Syracuse 30-20 in the paint. Hill-Mais' 16 points marks the 11th game this season the senior has scored in double figures. Hill-Mais entered the night as the seventh-leading scorer in the conference. Brechting's 20 points was his first 20-point performance since the season opener against Goshen on November 5. Following the game, Jim Boeheim has this to say about the Oakland bigs, "Their big guys are very good....really good and really strong...even when we trapped them, they shrugged us off and went in. They are a good team. They are physical, tough guys."

Forcing the Ball Outside vs. Power Five



PLAYING THE BEST IN THE COUNTRY

Oakland has faced 36 ranked teams the last 14 seasons, 18 against top-10 opponents and three against the No. 1 team in the country. Here is a breakdown of the teams Oakland has faced;

Alabama (2)
Arkansas (2)
Arizona (2)
Cal
Cincinnati
Clemson
Georgia
Gonzaga
Illinois
Indiana
Iowa
Iowa State
Kansas (3)
Kansas State
Purdue
Marquette (2)
Maryland (2)
Memphis
Michigan (4)
Michigan State (12)
North Carolina
Ohio State
Oregon (3)
Pittsburgh (4)
Syracuse (2)
Texas
Tennessee (3)
UCLA (3)
Virginia
Washington
West Virginia (2)
Wisconsin
Xavier

A breakdown of Oakland's record since 2006-07:

7-52 vs. Power 5 conference teams (.121 winning pct.)
16-0 vs. non-D1 teams (1.000 winning pct.)

** This includes Gonzaga, Memphis and Xavier (all three were ranked when Oakland faced them)

POWER-5 CONFERENCE IN THE O'RENA

Oakland has welcomed six power-five conference opponents to the Athletics Center O'rena, posting a 4-2 record in those contests

No. 5 Michigan State | L, 96-66 (11/17/98)

3,405 in attendance

Michigan | W, 97-90 (11/17/00)

4,005 in attendance

No. 5 Missouri | L, 90-85 (11/29/03)

2,435 in attendance

Texas A&M | W, 90-58 (12/6/03)

2,435 in attendance

Tennessee | W, 89-81 (11/28/11)

3,755 in attendance

Georgia | W, 86-79 (12/23/16)

4,063 in attendance

Against Michigan State and Syracuse, Oakland has forced its opponent to live on the perimeter, as the Spartans and Orange have combined for 77 three-point attempts against the Golden Grizzlies. Oakland is second in the Horizon league in three-point defense, giving up just 31.0-percent of attempts.

Going Deep into the Bench

Coach Greg Kampe went 12-deep against Syracuse, as Jim Boeheim played just three off the bench. As a result, the Golden Grizzlies' bench outscored the Orange's, 12-5. This season, 12 of the 15 rostered players have seen action.

Three-Point Woes Continue

Oakland's three-point shooting woes continued in the Carrier Dome, going 4-of-18. Tray Maddox Jr. had two of the four, finishing the game 2-of-3. The rest of the squad combined for 2-of-15. The Golden Grizzlies are shooting 28.1-percent on the year from distance.

Maddox: Oakland Hoops Over Syracuse Football

Tray Maddox Jr. was a highly touted receiver at Novi High School. He held multiple Division I offers, and the 6-foot-5, 188-pound standout once listed Syracuse as the front-runner before choosing to play basketball over football. He committed to play for Greg Kampe at Oakland, admittedly wrestled with the decision for a few weeks, then came to this conclusion after watching a gut-wrenching clip from Jahvid Best's college highlight tape, saying he'll preserve his body more as a basketball player.

Forcing No. 16/15 Michigan State Outside

Despite woes on the offensive end, Oakland's defense forced the Spartans out to the perimeter, putting up 33 three-pointers. MSU shot just 21-percent from beyond the arc. Michigan State's 72-point effort was below its season average of 79.2. Only one Spartan hit double-figures - Aaron Henry with 10 points.

Freshmen Waking Up Late

Blake Lampman and Jackie Harris came alive late against Michigan State, knocking down a pair of three's apiece in the final five minutes of play. This is the second outing this season Harris has hit multiple three-pointers. Lampman has hit a three-ball in five-consecutive outings and leads the team with 19 on the year.

Attempt Record at Little Caesars Arena

The 65 total attempts by Oakland versus Michigan State on Dec. 14 is tied for the fourth-highest total by a college basketball team at Little Caesars Arena.

Creating Second Chances

Daniel Oladapo is second on the team with 74 rebounds. Of those 77, 34 have come on the offensive glass - which ranks third in the conference.

Losing the Battle on the Glass vs. MSU

Michigan State's 54 rebounds is the first time since 2017 an OU opponent grabbed more than 50 boards against the Golden Grizzlies. The last time it happened was on Jan. 8, 2017, when UIC pulled down 56 rebounds.

Hill-Mais Early Impact

The Redshirt Senior leads the Horizon League with three double-doubles on the year. Hill-Mais currently is seventh in scoring amongst the league at 15.6 ppg. His 7.7 rebounds per game places him third. Hill-Mais has scored in double figures 12 of 13 games this season, with his season-high 26 coming at Western Michigan on Dec. 3. The redshirt senior joined the 1,000-point club on Dec. 3 at WMU, becoming the 36th player in program history to accomplish the feat

Kangu Shines at Sunshine Slam

Kevin Kangu was named to the All-Tournament Team at the Sunshine Slam after averaging 12.7 ppg, 5.0 rebs. And 6.0 in three games

Oladapo Earns POTW Plaudits

Oladapo earned Nike Horizon League Player of the week honors (11/11) after he led the Golden Grizzlies over the course of their four-game week averaging 13.8 points and 7.5 rebounds to guide Oakland to a 3-1 record to start the season

Golden Cubs with Early Action

Oakland's roster features seven true freshmen. Five of the seven frosh have seen playing time this season, with Blake Lampman appearing in all 11 games and starting one. Fellow freshman Jackie Harris has also appeared in 11 games this season, averaging 9.1 minutes per game.

#NunnBetter Turnin' Up the Heat

After spending time in the G League for the Golden State Warriors, Kendrick Nunn has exploded onto the NBA scene in his rookie season. Nunn is averaging over 30 minutes per game. His 45.2-percent from the floor has powered 16.2 points per game, which ranks third among all NBA rookies. On Dec. 10 against the Atlanta Hawks, Nunn set career highs in points (35) and rebounds (6), coming one point shy of the Miami Heat Rookie record for points in a single-game.

Scoring Leaders in League Play

1. Davis, Antoine - UDM - 23.57
2. Burk, Marcus - IUPUI - 21.24
3. McCloud, JayQuan - GB - 17.34
4. Hill-Mais, Xavier - Oak - 16.76
5. Minnett, Jaylen - IUPUI - 16.41
6. Quisenberry, Darius - YSU - 16.24
7. Love, Loudon - WSU - 16.12
8. Davis, Amari - GB - 16.10
9. Wampler, Bill - WSU - 15.79
10. Sharpe, Tyler - NKU - 15.21
11. Roy, Darius - MKE - 15.19
12. Lucas, Te'Jon - MKE - 15.15
13. Eichelberger, Algevon - CSU - 14.27
14. Ferguson, Tarkus - UIC - 14.23
15. Holden, Tanner - WSU - 12.27
16. Faulkner, Trevon - NKU - 12.21
17. Patton, Torrey - CSU - 11.22
18. Gentry, Cole - WSU - 10.97
19. Bohannon, Naz - YSU - 10.93
20. Hankerson, Kameron - GB - 10.86

Rebounding Leaders in League Play

1. Goss, Elyjah - IUPUI - 11.72
2. Love, Loudon - WSU - 9.52
3. Bohannon, Naz - YSU - 8.79
4. Hill-Mais, Xavier - Oak - 8.07
5. Brandon, Chris - UDM - 8.03
6. Nelson, Adrian - NKU - 6.73
7. Holden, Tanner - WSU - 6.57
8. Eichelberger, Algevon - CSU - 6.50
9. Brechting, Brad - Oak - 6.48
10. Oladapo, Daniel - Oak - 6.34
11. Abram, DeAndre - MKE - 6.19
12. Akuchie, Michael - YSU - 6.14
13. Ferguson, Tarkus - UIC - 5.58
14. Patton, Torrey - CSU - 5.43
15. Miller, Justin - UDM - 5.26
16. Gomillion, Tre - CSU - 5.00
17. McCloud, JayQuan - GB - 4.93
18. Adheke, Silas - NKU - 4.93
19. Bridges, Braelen - UIC - 4.86
20. Diggins, Michael - UIC - 4.83

NEW FACES

Oakland welcomes 10 newcomers to the 2019-20 squad including three transfers in Kevin Kan-gu (Vincennes University), Daniel Oladapo (Chipola College) and Rashad Williams (Cleveland State).

Oakland returns 38 percent of its minutes played from last season (2,488 out of 6,625). Start-ers Xavier Hill-Mais, Brad Brechting and Tray Maddox Jr. make up 93 percent of the returning minutes from last season.

Pct.	Name (Minutes played in 2018-19)
41%	Xavier Hill-Mais (1,025)
28%	Brad Brechting (708)
24%	Tray Maddox Jr. (607)
5%	Kenny Pittman Jr. (110)
2%	Babatunde Sowunmi (38)

Oakland returns 44 percent of its points from a season ago (1,132 out of 2,532). Hill-Mais ac-counts for 53 percent of the Golden Grizzlies returning points.

Pct.	Name (Points scored in 2018-19)
53%	Xavier Hill-Mais (604)
28%	Brad Brechting (312)
18%	Tray Maddox Jr. (200)
1%	Kenny Pittman Jr. (12)
>1%	Babatunde Sowunmi (4)

MR. 600

On Feb. 19, 2018 against Cleveland State, Greg Kampe earned his 600th career victory, becom-ing the (then) 15th active coach to reach the 600-win milestone in Division I.

UP THERE WITH THE BEST

Last season the Golden Grizzlies ranked inside the NCAA's top-50 in six statistical categories:

- Assists per game: 8th (led HL)
- Total assists: 14th
- Three point FG percentage: 17th (led HL)
- Assist-to-turnover ratio: 21st (led HL)
- Three pointers per game: 32nd
- Three pointers made: 39th (led HL)

HELPING HANDS

Last season, Oakland dished out 580 assists as a team, the most in its Division I era and since the 1994-95 season.

A LOOK BACK AT 2018-19

The Golden Grizzlies finished the season with a 16-17 overall record, going 11-7 in league play and advancing to its second-straight Horizon League Tournament Semifinal game.

Xavier Hill-Mais earned first team all-league honors while Braden Norris was named to the all-freshman team.

By going 11-7 in conference play, Oakland has recorded 10 or more league wins in 12 of the last 13 seasons, the most of any Michigan Division I school in that span.

For the first time in Greg Kampe's 35 years as Oakland's head coach, four different Golden Grizzlies scored 30 points or more in a game this season (Hill-Mais, Jaevin Cumberland, Karmari Newman and Brad Brechting).

Cumberland finished the regular season leading the Horizon League in total minutes (1,143; fourth nationally) and free throw percentage (89 percent, 15th nationally).

Cumberland made a three-pointer in all 33 games last season.

Brechtling averaged 16.5 points and 10 rebounds per game in his final 11 games of 2018-19.

The Golden Grizzlies earned another series sweep over in-state rival Detroit Mercy and have won 11 of the last 14 meetings against the Titans dating back to 2001, including the last five consecutive games.

In the first matchup on Jan. 19, Oakland defeated the Titans 79-73 at Calihan Hall. The Golden Grizzlies and Titans met for a rematch at the O'rena on Feb. 23, and it was all Oakland from start to finish. Oakland cruised to a 95-75 win in front of an O'rena record crowd of 4,141. The 20-point win was the largest margin of victory in the series since 2001.



GAME 31 at UIC

Last Time Out: L, 71-68 at IUPUI

INDIANAPOLIS, Indiana - Oakland University men's basketball dropped its seventh one-possession game, 71-68, to IUPUI at the Indiana Farmers Coliseum on Thursday, February 27. The Golden Grizzlies had three looks at an equalizer in the final seconds but couldn't knock one down.

Senior forward Xavier Hill-Mais had a team-high 17 points to lead four Golden Grizzlies in double figures as the Greensboro, North Carolina native extended his double-double streak to four-consecutive games, hauling down 12 rebounds.

Senior center Brad Brechting finished with 16 points. Sophomore Tray Maddox Jr. went for 10-plus for a fourth-straight game, contributing 13. Sophomore guard Rashad Williams had 11 points - nine coming from range.

Oakland finished 2-of-8 from the foul line and just 6-of-27 from beyond the arc.

Marcus Burk had a game-high 21 points for the Jaguars. Jaylen Minnett buried five triples as part of his 19 points. Elijah Goss had a team-high 10 rebounds.

Oakland hit a milestone in the effort, knocking down at least one triple for the 1,000th-consecutive game. The last time Oakland did not convert a shot from behind the arc was on Jan. 30, 1988 vs. Wayne State University.

IUPUI's Mike DePersia stepped up to the free throw line with 25.2 to go for a one-and-one opportunity. The 50-percent free throw shooter hit both, pushing the Golden Grizzlies' deficit to three.

A Burk three-pointer with just over three to play gave the Jaguars the lead back, 65-64. The sides exchanged the lead before Grant Weatherford hit a jumper in the paint to give IUPUI a one-point edge heading into the final minute.

Powered by a 9-0 run, Oakland matched its largest lead of the game with 9:03 to play, 55-48.

Maddox Jr. gave the Golden Grizzlies their first lead, 49-48, since the 6:09-mark to play in the opening half. Hill-Mais and Oladapo extended the edge with a pair of ensuing buckets.

With under a minute until the half, facing an eight point deficit, the Golden Grizzlies executed the two-for-one. Maddox Jr. knocked down his first bucket of the contest that led into a stop on the other end. Five seconds left on the clock, Hill-Mais found junior guard Kevin Kangu in the corner for a triple, sending Oakland into the break down 38-35.

IUPUI engineered a 10-0 run to take a 36-28 edge with 3:22 to play in the half. A Brechting slam stopped the spurt. The Cedar Springs native had 11 first half points.

Oakland opened the game on a 9-2 run before the Jaguar offense awoke. IUPUI took its first lead of the game, 23-21, with a triple from Minnett.

The Jaguars completed the season sweep over Oakland for the first time since 2006 and for the first time as members of the Horizon League.

Oakland wraps up the regular season on Saturday, February 29, at UIC. Tip off is set for 4:12 ET.

OAKLAND AT THE LEAGUE TOURNAMENT

Oakland is 17-15 all-time in Division I league tournaments, becoming eligible in 2002.

The Golden Grizzlies are 3-6 all-time in Horizon League tournament (five appearances).

Oakland won its first-ever Horizon League postseason game in a thrilling 96-92 overtime win over Youngstown State in the O'rena (3/4/14).

The Golden Grizzlies are 6-1 all-time as the No. 1 seed, capturing titles in 2010 and '11.

The Black and Gold are 14-8 all-time as the higher seed in the tournament.

POSTSEASON SUCCESS

Oakland has competed in 17 league tournaments, making five championship game appearances in 2005, '07, '09, '10, and '11

The Golden Grizzlies won three of five championship games (2005, '10, '11)

OPPORTUNITY KNOCKS

Oakland has built a tradition of quality transfers that have made the most of their second opportunity since beginning competition in Division I (1999-2000):

- Kendrick Nunn, Illinois...HL Player of the Year, 25.9 ppg (2nd in NCAA), signed contract with Golden State Warriors
- Martez Walker, Texas...Two-time all-league selection
- Sherron Dorsey-Walker, Iowa State ... Top-10 in HL in four different categories, NIT win at Clemson
- Percy Gibson, Iowa State ... Scored over 11 ppg as Oakland made Vegas 16 Postseason
- Max Hooper, St. John's/Harvard ... Horizon League Sixth Man of the Year in 2016
- Reggie Hamilton, UMKC ... Led NCAA in scoring (26.1) in 2012

KAMPE MILESTONE WINS

Win	Date	Score, Opponent	Note
1	11/26/84	69-68, NE Illinois	First win as collegiate head coach
46	2/26/87	71-60, Michigan Tech	First 20-win season for Oakland
100	1/25/90	87-75, Michigan Tech	100th win in 159 games
158	12/18/94	86-65, Toledo	First win over Division I opponent
172	3/8/94	105-98, Quincy	Oakland's first NCAA tournament game and win
200	1/4/96	90-81, Lake Superior St.	324 games into his career
212	2/24/96	104-77, Ferris State	First-ever GLIAC regular-season title
237	3/7/97	75-72, Indianapolis	Led Oakland to first Sweet 16
252	11/15/99	72-71, Illinois State	First win as a Division I school
266	12/4/00	78-65, Southern Utah	Oakland earns first Summit League win
277	2/26/00	86-84 (OT), Oral Roberts	First Summit League title in first yr. in league
278	11/17/01	97-90, Michigan	Oakland defeats Michigan for first time
300	1/31/02	84-60, Southern Utah	Oakland attains first winning record in D-I
343	2/26/05	94-89 (OT), IUPUI	Kampe reaches 50 wins in Summit League
348	3/8/05	61-60, Oral Roberts	Oakland wins Summit League tournament
349	3/15/05	79-69, Alabama A&M	First NCAA D-I tournament win
385	12/22/07	68-62, #23/21 Oregon	Oakland's first win over D-I ranked opponent
400	12/4/08	84-78, UMKC	Becomes 34th active D-I coach to reach 400
416	3/8/09	75-62, IPFW	First 20-win season in D-I
419	3/17/09	80-74, Kent State	First Collegelnsider.com tournament win
439	2/13/10	83-71, UMKC	Back-to-Back 20-win seasons
445	3/9/10	76-64, IUPUI	Second Summit League tournament title
450	12/4/10	99-62, UMKC	Moved into 3rd all-time in league wins
451	12/14/10	89-82, #7/7 Tennessee	Highest ranked team beaten at D-I
452	12/20/10	103-79, Rochester College	200th win in Division I
459	1/22/11	83-76, North Dakota St.	Summit League record 17th straight win
462	2/3/11	88-65, Western Illinois	20th consecutive league win/New record
465	2/19/11	105-96, South Dakota St.	3rd consecutive 20-win season, 9th overall
470	3/8/11	90-76, Oral Roberts	2nd straight league tourney title and NCAA berth
475	11/28/11	89-81, Tennessee	7th win over Power-5 opponent; 2nd straight over UT
490	3/20/12	77-70, RICE	Set league record with 3rd postseason win
500	1/26/13	67-60, WESTERN ILLINOIS	Became 5th active coach to win 500 at 1 school
512	1/4/14	75-70, VALPARAISO	First Horizon League win
513	1/11/14	77-69, at Detroit	First win inside Calihan Hall, Even D1 series with UDM
516	2/14/14	83-82 (OT), DETROIT	First Horizon League sweep over the Titans
519	3/4/14	96-92 (OT), YOUNGSTOWN STATE	First HL tournament win, first home league tourney game
525	1/15/15	69-66, GREEN BAY	Defeated Green Bay for first time in Horizon League play
527	1/26/15	59-56, CLEVELAND STATE	First-ever win over the Vikings
532	2/15/15	83-78, DETROIT	Won first-ever Michigan Sports Hall of Fame Cup
550	2/1/16	85-74, at Northern Kentucky	300th career conference victory
568	12/23/16	86-79, vs. Georgia	Fourth Power-5 conference win at home (4-2 all-time)
578	2/17/17	82-71, vs. VALPARAISO	1,000th career game coached
582	2/26/17	86-75, at Milwaukee	First ever regular season Horizon League Championship
583	3/14/17	74-69, at Clemson	First win over ACC opponent, first NIT win
600	2/16/18	82-66, at Cleveland State	15th active DI coach to reach 600 wins
613	2/2/19	83-68, vs. Cleveland State	Oakland earns 800th win as a program



HEAD COACH GREG KAMPE

36th SEASON

THE KAMPE FILE

Overall: 630-473 (.575); 365-308 D1 (.549)
 Overall League Record: 348-214 (.625)
 1984-98 GLIAC (DII): 128-87 (.595)
 1999-2013 Mid-Con/Summit: 147-81 (.644)
 2014-Pres. Horizon: 74-49 (.632)
 Born: Dec. 9, 1955
 Hometown: Defiance, Ohio
 Education: B.S. in Business and Journalism, Bowling Green State University, 1978; M.S. in Physical Education, Toledo, 1979
 Family: Wife Susan, three sons, Keith (Oakland baseball alum), Branch (former LSU football player) and Press (Attended Berklee College of Music)
 Coaching Career: Head Coach, Oakland University, 1984-present; Assistant Coach, Toledo, 1979-84; Graduate Assistant, Toledo, 1978-79
 Playing Career: Bowling Green, 1975-78 (football and basketball)

KAMPE BY THE NUMBERS

Most seasons with current school (Division I)

1. Jim Boeheim, Syracuse	44th season
2. Mike Krzyzewski, Duke	40th season
3. Greg Kampe, Oakland	36th season

Most wins by active Division I coaches (through 12/10)

1. Mike Krzyzewski, Duke	1,141
2. Jim Boeheim, Syracuse	951
3. Roy Williams, North Carolina	877
4. Bob Huggins, West Virginia	867
5. Cliff Ellis, Coastal Carolina	770
6. John Calipari, Kentucky	715
7. Rick Barnes, Tennessee	699
8. Bill Self, Kansas	688
9. Dana Altman, Oregon	652
10. Jim Larranaga, Miami (FL)	650
11. Lon Kruger, Oklahoma	646
12. Greg Kampe, Oakland	630
13. Kelvin Sampson, Houston	621
14. Tubby Smith, High Point	615
15. Tom Izzo, Michigan State	612

! Record reflects 101 wins vacated between 2004-07 and 2010-12 by the NCAA

- Greg Kampe has been on the Oakland sidelines for 36 years and is the third-longest tenured coach at one school in Division I. Kampe has led the Golden Grizzlies to three NCAA tournaments (2005, 2010, 2011) and coached four NBA players over the last 14 years.

- He became the fourth active D1 coach to win 600 games at one school in 2018. He finished third all-time in The Summit League with 147 league victories and earned a league-best five coach of the year selections

A CLOSER LOOK AT KAMPE

- Is No. 12 among active Div. 1 coaches in career wins.

- Inducted into Michigan Sports Hall of Fame in 2017.

- National Coach of the Year by *CollegeInsider.com* in 2000, after leading Oakland to the Mid-Con regular-season title in the Golden Grizzlies first season of D-I competition.

- 1 of 2 Oakland coaches to be inducted into the Hollie L. Lepley Hall of Honor while still active; Earning that distinction in Jan. 2012 with longtime swim coach Pete Hovland.

- Led team to a nation's-best 34-2 league record from 2009-11.

- Oakland won six Summit League championships in 14 seasons.

- The Golden Grizzlies are 80-29 (.759) in league play at home since 2008.

- Mid-Major Coach of the Year finalist in 2011.

- Over 30 players have gone on to play professionally, including four in the NBA; Rawle Marshall, Keith Benson, Kay Felder and Kendrick Nunn.

- Brian Gregory (1987-90) continues to hold the all-time school record in assists for a career, single-season and single-game, and now has become a very successful college coach; Gregory has been a head coach at Dayton and Georgia Tech, and was a special assistant to MSU's Tom Izzo in 2016-17. In March of 2017, he was named South Florida's head coach.



RASHAD WILLIAMS

REDSHIRT SOPHOMORE | 6-2 | 185 | GUARD
DETROIT, MICH. | WAYNE MEMORIAL | CLEVELAND ST.

1

////////////////////

CAREER NOTES

Cleveland State (2018-19)

- Played in 31 games and made nine starts
- Named to the Horizon League All-Freshman Team
- Averaged 10.8 points, 1.8 rebounds and shot 40.8 percent from the three-point line
- Led the Horizon League in three-point shooting overall (.408) and in league play (.434)
- Established a Cleveland State freshman record with 91 three-pointers
- Ranked second all-time in Cleveland State single-season history with 91 three-pointers

CAREER HIGHS

Points	37	at Detroit	1/31/20
Rebounds	4	2x, at Oakland	2/2/19
Assists	5	at Oakland	2/2/19
Steals	4	vs. Green Bay	2/7/19
Blocks	1	at Oakland	2/2/19
Minutes	39	vs Youngstown State	2/15/20
FG Made	8	3x, at Detroit	1/31/20
FG Att.	22	at Oakland	2/2/19
3-pt FG Made	8	at NKU	2/6/20
3-pt FG Att.	16	at Detroit	1/31/20
FT Made	14	at Detroit	1/31/20
FT Attempts	15	at Detroit	1/31/20

SEASON HIGHS

Points	37	1/31/20	at Detroit
Minutes	39	2/15/20	vs YSU
FG Made	11,	2/6/20	at NKU
FG Attempts	20	1/16/20	at Green Bay
3-Pt FG Made	8	2/6/20	at NKU
3-Pt FG Att	16	1/31/20	at Detroit
FT Made	14	1/31/20	at Detroit
FT Attempts	15	1/31/20	at Detroit
Rebounds	5	1/18/20	at Milwaukee
Assists	3, 3x	2/15/20	vs YSU
Blocks			
Steals	2, 2x	2/15/20	vs YSU

SEASON NOTES

- Granted transfer waiver on Jan. 16
- Made Oakland debut and first Golden Grizzly start at GB - scoring 16 points
- First career back-to-back 30+ point games on 1.31 at Det and 2.6 at NKU
- Horizon League Nike POTW 2.4
- First Golden Grizzly since Kendrick Nunn to knocked down eight triples in a game

GAME-BY-GAME

Opponent	Date	GS	MIN	Total		3-Pointers		Free throws		Rebounds				PF	A	T/O	BLK	STL	PTS	AVG	
				FG-FGA	PCT	3FG-3FGA	PCT	FT-FTA	PCT	OFF	DEF	TOT	AVG								
at Green Bay	01/16/2020	*	37:46	6-20	.300	3-12	.250	1-1	1.000	0	4	4	4.0	2	2	5	0	0	16	16.0	
at Milwaukee	01/18/2020	*	37:47	2-12	.167	2-11	.182	2-2	1.000	0	5	5	4.5	5	2	3	0	0	8	12.0	
UIC	01/23/2020	*	32:54	4-14	.286	3-8	.375	1-2	.500	0	0	0	3.0	3	3	3	0	2	12	12.0	
IUPUI	01/25/2020	*	37:07	6-19	.316	5-14	.357	1-2	.500	0	3	3	3.0	3	1	2	0	0	18	13.5	
at Detroit Mercy	01/31/2020	*	37:43	8-17	.471	7-16	.438	14-15	.933	0	3	3	3.0	2	2	5	0	2	37	18.2	
at Northern Ky.	02/06/2020	*	38:32	11-19	.579	8-15	.533	4-5	.800	0	1	1	2.7	1	3	5	0	0	34	20.8	
at Wright St.	02/08/2020	*	37:00	4-16	.250	2-11	.182	8-8	1.000	0	1	1	2.4	4	1	3	0	1	18	20.4	
Cleveland St.	02/13/2020	*	37:01	8-18	.444	5-14	.357	7-8	.875	0	1	1	2.3	2	2	1	0	1	28	21.4	
Youngstown St.	02/15/2020	*	39:13	6-16	.375	4-12	.333	1-2	.500	0	3	3	2.3	1	3	0	0	2	17	20.9	
Milwaukee	02/21/2020	*	38:05	5-15	.333	4-12	.333	2-4	.500	0	1	1	2.2	2	0	2	0	2	16	20.4	
Green Bay	02/23/2020	*	49:03	6-20	.300	5-15	.333	2-2	1.000	0	5	5	2.5	4	0	2	0	0	19	20.3	
at IUPUI	02/27/2020	*	36:39	4-20	.200	3-15	.200	0-0	.000	1	2	3	2.5	2	3	2	0	0	11	19.5	
Totals			12	458:49	70-206	.340	51-155	.329	43-51	.843	1	29	30	2.5	31	22	33	0	10	234	19.5

Player Averages

Games Played	Minutes/game	Points/game	FG Pct	3FG Pct	FT Pct	Rebounds/game	Assists/game	Turnovers/game	Assist/Turnover ratio	Steals/game	Blocks/game
12	38.2	19.5	34.0	32.9	84.3	2.5	1.8	2.8	0.7	0.8	0.0

HOOP SCOOPS

Favorite player of all-time is Allen Iverson

Loves Music

Likes to travel the world

TRAY MADDOX JR.SOPHOMORE | 6-4 | 200 | GUARD
NOVI, MICH. | NOVI

////////////////////

CAREER NOTES

2018-19

- Appeared in 30 games, making 20 starts
- Averaged 6.7 points and 2.4 rebounds
- Scored in double figures nine times
- Oakland went 7-2 when he scored in double figures
- Scored a career high 21 points, his first 20-point game of his career, at IUPUI on Jan. 24, 2019

CAREER HIGHS

Points	21	at IUPUI	1/24/19
Rebounds	8	vs. Northern Kentucky	3/11/19
Assists	7	vs Youngstown State	2/15/20
Steals	4	at Milwaukee	2/16/19
Blocks	1	5x, IUPUI	1/25/20
Minutes	40	vs. UTSA	11/9/19
FG Made	8	at IUPUI	1/24/19
FG Att.	15	2x, vs. Youngstown State	3/6/19
3-pt FG Made	4	at IUPUI	1/24/19
3-pt FG Att.	7	4x, at BGSU	12/7/19
FT Made	7	vs. UTSA	11/9/19
FT Attempts	9, 2x	at Cleveland State	1/11/20

SEASON HIGHS

Points	19	12/07/19	at Bowling Green
Minutes	38	2/15/20	vs YSU
FG Made	6, 2x	1/3/20	vs Wright State
FG Attempts	13	12/28/19	vs Detroit Mercy
3-Pt FG Made	3, 2x	1/25/20	IUPUI
3-Pt FG Att	7, 2x	12/28/19	vs Detroit Mercy
FT Made	5, 2x	1/11/20	at Cleveland State
FT Attempts	9	1/11/20	at Cleveland State
Rebounds	7	11/10/19	vs Southern Ill.
Assists	7	2/15/20	vs YSU
Blocks	1, 2x	1/25/20	IUPUI
Steals	3, 2x	1/16/20	at Green Bay

SEASON NOTES

- Made first start of the season against Goshen
- Scored 19 points in loss at BGSU on Dec. 7
- Went 2-of-3 from deep against Syracuse, scoring 9 points against the Orange
- Set season highs in assists (4) and steals (3) at Syracuse on Dec. 18
- Scored 18 points against Detroit Mercy on Dec. 28
- Had knocked down a triple in 10-straight outings prior to Jan. 11 at CSU
- Led Oakland in scoring vs. Wright State with 14 points

GAME-BY-GAME

Opponent	Date	GS	MIN	Total		3-Pointers		Free throws		Rebounds				PF	A	T/O	BLK	STL	PTS	AVG	
				FG-FGA	PCT	3FG-3FGA	PCT	FT-FTA	PCT	OFF	DEF	TOT	AVG								
Goshen	11/05/2019	*	09:52	0-0	.000	0-0	.000	0-0	.000	0	1	1	1.0	0	1	1	0	0	0.0		
vs Delaware	11/08/2019	*	34:50	4-10	.400	2-5	.400	5-5	1.000	0	2	2	1.5	1	2	3	0	2	15	7.5	
vs UTSA	11/09/2019	*	39:38	4-10	.400	1-5	.200	7-9	.778	0	3	3	2.0	4	5	1	0	1	16	10.3	
vs Southern Ill.	11/10/2019	*	36:08	4-12	.333	2-7	.286	1-2	.500	1	6	7	3.3	1	0	2	0	1	11	10.5	
at Maryland	11/16/2019	*	24:06	2-7	.286	1-5	.200	0-0	.000	0	2	2	3.0	1	0	0	0	1	5	9.4	
Hartford	11/18/2019	*	32:41	1-11	.091	0-3	.000	5-7	.714	1	4	5	3.3	2	1	1	1	2	7	9.0	
at Northern Ill.	11/25/2019	*	31:42	3-7	.429	0-3	.000	5-6	.833	1	3	4	3.4	2	1	1	0	0	11	9.3	
at Toledo	11/30/2019	*	11:07	1-3	.333	1-3	.333	0-0	.000	1	1	2	3.3	4	0	0	0	0	3	8.5	
at Western Mich.	12/03/2019	*	27:55	3-9	.333	2-4	.500	0-1	.000	0	3	3	3.2	0	0	1	0	0	8	8.4	
at Bowling Green	12/07/2019	*	36:39	6-12	.500	3-7	.429	4-4	1.000	2	3	5	3.4	2	2	5	1	1	19	9.5	
vs Michigan St.	12/14/2019	*	28:54	1-8	.125	1-3	.333	0-0	.000	0	0	0	3.1	1	0	4	0	1	3	8.9	
at Syracuse	12/18/2019	*	30:36	3-5	.600	2-3	.667	1-1	1.000	1	1	2	3.0	2	4	4	0	3	9	8.9	
Fairfield	12/21/2019	*	25:00	1-6	.167	1-2	.500	0-0	.000	1	1	2	2.9	3	0	4	1	2	3	8.5	
Detroit Mercy	12/28/2019	*	35:43	6-13	.462	2-7	.286	4-8	.500	0	4	4	3.0	1	1	3	1	2	18	9.1	
Wright St.	01/03/2020	*	30:34	6-11	.545	2-5	.400	0-1	.000	0	1	1	2.9	2	4	0	0	1	14	9.5	
Northern Ky.	01/05/2020	*	35:14	5-14	.357	2-7	.286	1-2	.500	1	3	4	2.9	1	2	2	0	2	13	9.7	
at Youngstown St.	01/09/2020	*	21:31	4-9	.444	1-3	.333	2-2	1.000	0	0	0	2.8	0	3	0	0	0	11	9.8	
at Cleveland St.	01/11/2020	*	37:00	1-9	.111	0-2	.000	5-8	.625	1	2	3	2.8	4	3	2	0	3	7	9.6	
at Green Bay	01/16/2020	*	26:28	3-9	.333	2-6	.333	1-2	.500	1	3	4	2.8	2	1	1	1	3	9	9.6	
at Milwaukee	01/18/2020	*	26:59	1-5	.200	1-1	1.000	2-2	1.000	1	1	2	2.8	5	1	4	0	1	5	9.4	
UIC	01/23/2020	*	20:44	0-1	.000	0-0	.000	0-0	.000	1	1	2	2.8	1	1	2	0	0	0	8.9	
IUPUI	01/25/2020	*	25:07	4-10	.400	3-5	.600	0-0	.000	0	3	3	2.8	3	1	0	1	0	11	9.0	
at Detroit Mercy	01/31/2020	*	19:33	1-4	.250	0-1	.000	0-0	.000	1	1	2	2.7	0	3	2	0	2	2	8.7	
at Northern Ky.	02/06/2020	*	15:32	1-2	.500	0-1	.000	0-0	.000	1	0	1	2.7	2	2	2	0	0	2	8.4	
at Wright St.	02/08/2020	*	31:00	6-8	.750	0-1	.000	3-5	.600	1	3	4	2.7	4	4	1	0	2	15	8.7	
Cleveland St.	02/13/2020	*	13:51	2-4	.500	1-3	.333	0-0	.000	0	2	2	2.7	0	2	1	1	1	5	8.5	
Youngstown St.	02/15/2020	*	38:48	5-8	.625	2-3	.667	0-1	.000	2	4	6	2.8	1	7	1	0	1	12	8.7	
Milwaukee	02/21/2020	*	35:60	3-6	.500	1-2	.500	4-4	1.000	0	2	2	2.8	4	4	3	0	1	11	8.8	
Green Bay	02/23/2020	*	46:09	5-12	.417	1-4	.250	6-7	.857	1	7	8	3.0	3	5	2	0	0	17	9.0	
at IUPUI	02/27/2020	*	39:29	6-12	.500	1-4	.250	0-0	.000	3	1	4	3.0	1	4	0	0	1	13	9.2	
Totals			29	868:47	92-237	.388	35-105	.333	56-77	.727	22	68	90	3.0	57	64	53	7	34	275	9.2

Player Averages

Games Played	Minutes/game	Points/game	FG Pct	3FG Pct	FT Pct	Rebounds/game	Assists/game	Turnovers/game	Assist/Turnover ratio	Steals/game	Blocks/game
30	29.0	9.2	38.8	33.3	72.7	3.0	2.1	1.8	1.2	1.1	0.2

HOOP SCOOPS

Played football and had multiple DI offers for football

Is a very good dancer - best on the team perhaps

Can freestyle/sing



DANIEL OLADAPO

SOPHOMORE | 6-7 | 220 | FORWARD
BLADENSBURG, MD. | BLADENSBURG | CHIPOLA COLLEGE

4

////////////////////

CAREER NOTES

Chipola College (2018-19)

- All-Panhandle First Team selection
- Panhandle Conference Freshman of the Year
- Appeared in 31 games
- Averaged 14.5 points and eight rebounds per game
- Scored a career high 31 points against Miami Dade College
- Recorded nine double-doubles

CAREER HIGHS

Points	23	vs. Southern Illinois	11/10/19
Rebounds	17	vs Green Bay	2/23/20
Assists	5	vs. Goshen College	11/5/19
Steals	3	1/9/20 at Youngstown State	
Blocks	1, 5x	at Milwaukee	1/18/20
Minutes	36	at Toledo	11/30/19
FG Made	10	vs. Southern Illinois	11/10/19
FG Att.	13	vs. Southern Illinois	11/10/19
3-pt FG Made	--		
3-pt FG Att.	--		
FT Made	9	vs. Goshen College	11/5/19
FT Attempts	14	vs. Goshen College	11/5/19

SEASON HIGHS

Points	23	11/10/19	vs Southern Ill.
Minutes	36	11/30/19	at Toledo
FG Made	10	11/10/19	vs Southern Ill.
FG Attempts	13	11/10/19	vs Southern Ill.
3-Pt FG Made	0		
3-Pt FG Att	1	12/03/19	at Western Mich.
FT Made	9	11/05/19	Goshen
FT Attempts	14	11/05/19	Goshen
Rebounds	17	2/23/20	vs Green Bay
Assists	5	11/05/19	Goshen
Blocks	1, 5x	1/18/20	at Milwaukee
Steals	3	1/9/20	at Youngstown State

SEASON NOTES

- Recorded first double-double of his Oakland career against Goshen (21 pts, 12 rebs)
- Named Nike Horizon League Player of the Week (11/11)
- Oakland is 2-0 this season when recording a double-double

GAME-BY-GAME

Opponent	Date	GS	MIN	Total		3-Pointers		Free throws		Rebounds				PF	A	T/O	BLK	STL	PTS	AVG	
				FG-FGA	PCT	3FG-3FGA	PCT	FT-FTA	PCT	OFF	DEF	TOT	AVG								
Goshen	11/05/2019	*	27:56	6-10	.600	0-0	.000	9-14	.643	7	5	12	12.0	0	5	1	0	1	21	21.0	
vs Delaware	11/08/2019	*	31:27	2-8	.250	0-0	.000	2-6	.333	3	5	8	10.0	1	2	3	0	2	6	13.5	
vs UTSA	11/09/2019	*	28:21	2-6	.333	0-0	.000	1-2	.500	2	2	4	8.0	1	0	2	0	1	5	10.7	
vs Southern Ill.	11/10/2019	*	32:18	10-13	.769	0-0	.000	3-4	.750	3	3	6	7.5	2	0	3	0	1	23	13.8	
at Maryland	11/16/2019	*	28:04	1-3	.333	0-0	.000	1-7	.143	3	3	6	7.2	0	2	2	0	0	3	11.6	
Hartford	11/18/2019	*	28:04	4-5	.800	0-0	.000	4-4	1.000	3	9	12	8.0	0	1	4	0	1	12	11.7	
at Northern Ill.	11/25/2019	*	30:56	4-7	.571	0-0	.000	5-6	.833	3	3	6	7.7	1	0	3	0	0	13	11.9	
at Toledo	11/30/2019	*	36:30	6-9	.667	0-0	.000	0-3	.000	6	3	9	7.9	2	4	3	0	1	12	11.9	
at Western Mich.	12/03/2019	*	35:24	4-8	.500	0-1	.000	3-4	.750	1	5	6	7.7	2	2	2	1	1	11	11.8	
at Bowling Green	12/07/2019	*	30:55	3-7	.429	0-0	.000	3-4	.750	1	2	3	7.2	4	1	2	1	0	9	11.5	
vs Michigan St.	12/14/2019	*	25:26	2-7	.286	0-0	.000	2-3	.667	1	1	2	6.7	2	1	1	0	2	6	11.0	
at Syracuse	12/18/2019	*	25:50	1-6	.167	0-0	.000	1-2	.500	1	2	3	6.4	0	1	0	0	0	3	10.3	
Fairfield	12/21/2019	*	22:00	6-8	.750	0-0	.000	4-5	.800	3	5	8	6.5	3	0	2	0	1	16	10.8	
Detroit Mercy	12/28/2019	*	17:41	3-4	.750	0-1	.000	0-1	.000	0	2	2	6.2	0	1	0	0	0	6	10.4	
Wright St.	01/03/2020	*	20:30	4-6	.667	0-0	.000	2-2	1.000	1	2	3	6.0	4	1	2	1	0	10	10.4	
Northern Ky.	01/05/2020	*	14:08	0-2	.000	0-0	.000	0-0	.000	1	1	2	5.8	0	2	1	1	1	0	9.8	
at Youngstown St.	01/09/2020	*	20:38	2-2	1.000	0-0	.000	0-0	.000	2	6	8	5.9	3	1	2	0	3	4	9.4	
at Cleveland St.	01/11/2020	*	20:00	2-4	.500	0-0	.000	2-4	.500	3	4	7	5.9	3	2	4	0	0	6	9.2	
at Green Bay	01/16/2020	*	11:44	0-4	.000	0-1	.000	2-2	1.000	0	2	2	5.7	0	0	2	0	0	2	8.8	
at Milwaukee	01/18/2020	*	19:55	4-5	.800	0-0	.000	1-4	.250	2	4	6	5.8	2	3	0	1	0	9	8.9	
UIC	01/23/2020	*	11:47	0-1	.000	0-0	.000	2-4	.500	1	2	3	5.6	0	1	1	0	0	2	8.5	
IUPUI	01/25/2020	*	21:19	2-6	.333	0-0	.000	4-5	.800	2	3	5	5.6	1	0	1	0	0	8	8.5	
at Detroit Mercy	01/31/2020	*	21:19	4-7	.571	0-0	.000	2-3	.667	5	2	7	5.7	0	1	1	0	0	10	8.6	
at Northern Ky.	02/06/2020	*	19:38	3-5	.600	0-0	.000	2-2	1.000	3	2	5	5.6	0	1	1	0	0	8	8.5	
at Wright St.	02/08/2020	*	31:00	4-9	.444	0-0	.000	2-2	1.000	5	3	8	5.7	5	2	2	0	2	10	8.6	
Cleveland St.	02/13/2020	*	24:15	3-3	1.000	0-0	.000	2-4	.500	1	2	3	5.6	2	1	3	0	2	8	8.6	
Youngstown St.	02/15/2020	*	25:53	1-3	.333	0-0	.000	1-2	.500	3	7	10	5.8	3	1	4	0	0	3	8.4	
Milwaukee	02/21/2020	*	32:53	5-8	.625	0-0	.000	2-5	.400	3	8	11	6.0	2	0	0	0	0	12	8.5	
Green Bay	02/23/2020	*	47:55	7-9	.778	0-0	.000	3-5	.600	6	11	17	6.3	4	3	6	1	1	17	8.8	
at IUPUI	02/27/2020	*	28:45	4-5	.800	0-0	.000	0-1	.000	2	2	4	6.3	2	0	2	0	0	8	8.8	
Totals			21	772:32	99-180	.550	0-3	.000	65-110	.591	77	111	188	6.3	49	39	60	6	20	263	8.8

Player Averages

Games Played	Minutes/game	Points/game	FG Pct	3FG Pct	FT Pct	Rebounds/game	Assists/game	Turnovers/game	Assist/Turnover ratio	Steals/game	Blocks/game
30	25.8	8.8	55.0	0.0	59.1	6.3	1.3	2.0	0.7	0.7	0.2

HOOP SCOOPS

Loves to ride four-wheelers and dirt bikes

Best freestyle rapper on the team

Football was his first sport - played wide receiver, safety and occasionally defensive end

Avid Fortnite, 2K and Call of Duty player

Loves colorful shoes - almost exclusively wears Nike - his favorite were called Nike Off-White

EMMANUEL NEWSOMEFRESHMAN | 6-0 | 151 | GUARD
BOCA RATON, FLA. | WESTLAKE PREP

////////////////////

CAREER NOTES

High School

- Played five seasons with Wade Elite AAU
- AAU team made it to the Elite 8 on two occasions in the Las Vegas Fab 48 tournament and AAU Nationals
- Father, Eric Newsome, was a standout basketball player at Miami (OH) from 1983-88 and ranks fourth all-time in career points for the Redhawks
- Grandfather, Dr. Emanuel "Manny" Newsome, played basketball at Western Michigan from 1960-64 and was the school's all-time leading scorer for more than 45 years

CAREER HIGHS

Points	2, 2x 12/14/19	vs Michigan State
Minutes	8 12/03/19	at Western Mich.
FG Made	1 12/14/19	vs Michigan State
FG Attempts	3 11/05/19	Goshen
3-Pt FG Made	0	
3-Pt FG Att	1, 4x 12/18/19	at Syracuse
FT Made	2 11/25/19	at Northern Ill.
FT Attempts	2 11/25/19	at Northern Ill.
Rebounds	3 12/03/19	vs. Michigan State
Assists	2, 2x 1/3/20	vs Wright State
Blocks	0	
Steals	0	

SEASON HIGHS

Points	2, 2x 12/14/19	vs Michigan State
Minutes	8 12/03/19	at Western Mich.
FG Made	1 12/14/19	vs Michigan State
FG Attempts	3 11/05/19	Goshen
3-Pt FG Made	0	
3-Pt FG Att	1, 4x 12/18/19	at Syracuse
FT Made	2 11/25/19	at Northern Ill.
FT Attempts	2 11/25/19	at Northern Ill.
Rebounds	3 12/03/19	vs. Michigan State
Assists	2, 2x 1/3/20	vs Wright State
Blocks	0	
Steals	0	

SEASON NOTES

- Scored first career points vs. Goshen (11/5)
- Recorded first goal vs Michigan State (12/14)
- Set career highs in field goals, assists and rebounds in seven minutes of action against Michigan State (12/14)

GAME-BY-GAME

Opponent	Date	GS	MIN	Total		3-Pointers		Free throws		Rebounds				PF	A	T/O	BLK	STL	PTS	AVG
				FG-FGA	PCT	3FG-3FGA	PCT	FT-FTA	PCT	OFF	DEF	TOT	AVG							
Goshen	11/05/2019		05:53	0-3	.000	0-1	.000	2-2	1.000	0	1	1	1.0	1	1	1	0	0	2	2.0
vs UTSA	11/09/2019		01:45	0-1	.000	0-0	.000	0-0	.000	0	0	0	0.5	1	0	0	0	0	0	1.0
at Maryland	11/16/2019		05:56	0-1	.000	0-0	.000	2-2	1.000	0	2	2	1.0	0	1	0	0	0	2	1.3
Hartford	11/18/2019		02:06	0-1	.000	0-1	.000	0-0	.000	0	0	0	0.8	0	0	1	0	0	0	1.0
at Northern Ill.	11/25/2019		05:31	0-1	.000	0-1	.000	2-2	1.000	0	0	0	0.6	0	0	0	0	0	2	1.2
at Toledo	11/30/2019		00:06	0-0	.000	0-0	.000	0-0	.000	0	0	0	0.5	0	0	0	0	0	0	1.0
at Western Mich.	12/03/2019		07:30	0-0	.000	0-0	.000	0-1	.000	0	2	2	0.7	1	0	0	0	0	0	0.9
vs Michigan St.	12/14/2019		06:55	1-2	.500	0-0	.000	0-0	.000	1	2	3	1.0	1	2	0	0	0	2	1.0
at Syracuse	12/18/2019		00:43	0-1	.000	0-1	.000	0-0	.000	0	0	0	0.9	1	0	0	0	0	0	0.9
Wright St.	01/03/2020		07:15	0-0	.000	0-0	.000	0-0	.000	0	0	0	0.8	0	2	1	0	0	0	0.8
UIC	01/23/2020		04:46	0-0	.000	0-0	.000	0-0	.000	0	1	1	0.8	0	0	1	0	0	0	0.7
Cleveland St.	02/13/2020		00:03	0-0	.000	0-0	.000	0-0	.000	0	0	0	0.8	1	0	0	0	0	0	0.7
Totals			0 48:29	1-10	.100	0-4	.000	6-7	.857	1	8	9	0.8	6	6	4	0	0	8	0.7

Player Averages

Games Played	Minutes/ game	Points/ game	FG Pct	3FG Pct	FT Pct	Rebounds/ game	Assists/ game	Turnovers/ game	Assist/Turnover ratio	Steals/ game	Blocks/ game
12	4.0	0.7	10.0	0.0	85.7	0.8	0.5	0.3	1.5	0.0	0.0

HOOP SCOOPS

Likes going to the Ocean

Enjoys fishing



ZACH GOODLINE

FRESHMAN | 6-1 | 175 | GUARD
COLOMA, MICH. | COLOMA

10

////////////////

CAREER NOTES

High School

- 2019 Division 2 Associated Press First Team All-State
- Two-time Associated Press Division 2 Honorable Mention (2017, 2018)
- Four-time Basketball Coaches Association of Michigan All-State selection
- Four-time First Team All-Southwestern Athletic Conference selection
- Finished his high school career second all-time in Michigan history in free throws made, seventh in three-pointers made and 15th in points

CAREER HIGHS

Points			
Rebounds	1, 2x 1/9/20	at Youngstown State	
Assists	3 12/28/19	vs Detroit Mercy	
Steals	1 12/28/19	vs Detroit Mercy	
Blocks			
Minutes	24 1/9/20	at Youngstown State	
FG Made			
FG Att.	1 1/9/20	at Youngstown State	
3-pt FG Made			
3-pt FG Att.			
FT Made			
FT Attempts			

SEASON HIGHS

Points			
Rebounds	1, 2x 1/9/20	at Youngstown State	
Assists	3 12/28/19	vs Detroit Mercy	
Steals	1 12/28/19	vs Detroit Mercy	
Blocks			
Minutes	24 1/9/20	at Youngstown State	
FG Made			
FG Att.	1, 2x 1/16/20	at Green Bay	
3-pt FG Made			
3-pt FG Att.			
FT Made			
FT Attempts			

SEASON NOTES

- Made first-career appearance against Detroit Mercy on Dec. 28, dishing out three assists in just nine minutes of action
- Made first start at Cleveland State on Jan. 11, finishing with six points - all from the free throw line

GAME-BY-GAME

Opponent	Date	GS	MIN	Total		3-Pointers		Free throws		Rebounds			PF	A	T/O	BLK	STL	PTS	AVG	
				FG-FGA	PCT	3FG-3FGA	PCT	FT-FTA	PCT	OFF	DEF	TOT								AVG
Detroit Mercy	12/28/2019		08:29	0-0	.000	0-0	.000	0-0	.000	0	0	0	0.0	0	3	2	0	1	0	0.0
Wright St.	01/03/2020		07:32	0-0	.000	0-0	.000	0-0	.000	0	0	1	1	0.5	1	1	0	0	0	0.0
Northern Ky.	01/05/2020		01:53	0-0	.000	0-0	.000	0-0	.000	0	0	0	0	0.3	0	0	0	1	0	0.0
at Youngstown St.	01/09/2020		24:35	0-1	.000	0-0	.000	0-0	.000	0	1	1	0.5	2	2	1	0	0	0	0.0
at Cleveland St.	01/11/2020	*	19:00	0-2	.000	0-2	.000	6-6	1.000	0	1	1	0.6	2	1	2	0	1	6	1.2
at Green Bay	01/16/2020		02:14	0-1	.000	0-0	.000	0-0	.000	0	0	0	0.5	0	0	0	0	0	0	1.0
at Milwaukee	01/18/2020		00:58	0-0	.000	0-0	.000	0-0	.000	0	0	0	0.4	1	0	0	0	0	0	0.9
UIC	01/23/2020		01:19	0-0	.000	0-0	.000	0-0	.000	0	0	0	0.4	0	0	0	0	0	0	0.8
Youngstown St.	02/15/2020		00:51	0-0	.000	0-0	.000	0-0	.000	0	0	0	0.3	2	0	0	0	0	0	0.7
Totals		1	66:51	0-4	.000	0-2	.000	6-6	1.000	0	3	3	0.3	8	7	6	0	3	6	0.7

Player Averages

Games Played	Minutes/game	Points/game	FG Pct	3FG Pct	FT Pct	Rebounds/game	Assists/game	Turnovers/game	Assist/Turnover ratio	Steals/game	Blocks/game
9	7.4	0.7	0.0	0.0	100.0	0.3	0.8	0.7	1.2	0.3	0.0

HOOP SCOOPS

Played football in high school as a triple option quarterback

Enjoys ice skating

Favorite movie is step brothers

11

BLAKE LAMPMANFRESHMAN | 6-1 | 171 | GUARD
HASLETT, MICH. | HASLETT

////////////////////

CAREER NOTES

High School

- Lansing State Journal Division 2 All-Area selection in 2019
- Member of Haslett squad that went 20-6, making it to quarterfinals of the MHSAA Division 2 Boys Basketball State Championship
- Member of Haslett team that captured CAAC Red championship and district title in 2018-19
- Also played football at Haslett

CAREER HIGHS

Points	18	11/30/19	at Toledo
Minutes	40	1/25/20	IUPUI
FG Made	5	11/30/19	at Toledo
FGoal Att	10	11/30/19	at Toledo
3-Pt FG Made	3	1/25/20	IUPUI
3-Pt FGoal Att	10	11/30/19	at Toledo
FT Made	3	11/30/19	at Toledo
FT Attempts	5	11/30/19	at Toledo
Rebounds	5	12/07/19	at Bowling Green
Assists	6	1/23/20	UIC
Blocks	0		
Steals	2, 4x	1/25/20	IUPUI

SEASON HIGHS

Points	18	11/30/19	at Toledo
Minutes	40	1/25/20	IUPUI
FG Made	5	11/30/19	at Toledo
FGoal Att	10	11/30/19	at Toledo
3-Pt FG Made	3	1/25/20	IUPUI
3-Pt FGoal Att	10	11/30/19	at Toledo
FT Made	3	11/30/19	at Toledo
FT Attempts	5	11/30/19	at Toledo
Rebounds	5	12/07/19	at Bowling Green
Assists	6	1/23/20	UIC
Blocks	0		
Steals	2, 4x	1/25/20	IUPUI

SEASON NOTES

- Scored first career points (10) against Goshen going a perfect 3-3 from downtown
- His career high 18 points at Toledo led all scorers
- Has made a team-best 43 triples
- Pulled down a career-high 5 rebounds at BGSU on Dec. 7
- Hit three triples against Michigan State on Dec. 14 while tying a career-high three assists
- Was named the Nike #HLMBB Freshman of the Week on Dec. 31 after hitting four triples and dishing out five assists against Detroit Mercy
- Name Nike #HLMBB Freshman of the Week on Jan. 13 following 12.0 ppg and 7-of-12 from range against YSU and CSU.

GAME-BY-GAME

Opponent	Date	GS	MIN	Total FG-FGA	PCT	3FG-3FGA	PCT	Free throws FT-FTA	PCT	Rebounds OFF DEF TOT AVG	PF	A	T/O	BLK	STL	PTS	AVG
Goshen	11/05/2019		16:55	3-3	1.000	3-3	1.000	1-1	1.000	0 0 0 0.0	0	3	0	0	1	10	10.0
vs Delaware	11/08/2019		03:40	0-0	.000	0-0	.000	0-0	.000	0 1 1 0.5	0	0	0	0	0	0	5.0
vs UTSA	11/09/2019		18:06	3-4	.750	3-4	.750	0-0	.000	0 2 2 1.0	4	1	1	0	0	9	6.3
vs Southern Ill.	11/10/2019		21:32	1-3	.333	0-2	.000	0-0	.000	0 2 2 1.3	0	0	0	0	0	2	5.3
at Maryland	11/16/2019		11:55	1-2	.500	1-2	.500	0-0	.000	0 2 2 1.4	1	0	1	0	0	3	4.8
Hartford	11/18/2019		08:56	0-3	.000	0-3	.000	0-0	.000	0 1 1 1.3	0	1	0	0	0	0	4.0
at Northern Ill.	11/25/2019		18:34	1-5	.200	1-5	.200	0-0	.000	0 1 1 1.3	1	1	0	0	1	3	3.9
at Toledo	11/30/2019		33:51	5-10	.500	5-10	.500	3-5	.600	1 2 3 1.5	1	0	1	0	2	18	5.6
at Western Mich.	12/03/2019		37:43	4-8	.500	2-6	.333	0-0	.000	0 2 2 1.6	4	1	0	0	1	10	6.1
at Bowling Green	12/07/2019	*	35:44	2-8	.250	1-7	.143	1-3	.333	0 5 5 1.9	1	0	0	0	0	6	6.1
vs Michigan St.	12/14/2019		27:07	3-7	.429	3-7	.429	0-0	.000	0 1 1 1.8	2	3	0	0	1	9	6.4
at Syracuse	12/18/2019		28:41	1-7	.143	1-7	.143	2-4	.500	0 2 2 1.8	0	0	1	0	0	5	6.3
Fairfield	12/21/2019		27:00	0-8	.000	0-8	.000	0-0	.000	0 0 0 1.7	1	0	0	0	1	0	5.8
Detroit Mercy	12/28/2019		33:42	4-9	.444	4-9	.444	0-0	.000	0 2 2 1.7	4	5	0	0	0	12	6.2
Wright St.	01/03/2020		12:21	0-3	.000	0-2	.000	0-0	.000	0 1 1 1.7	1	3	2	0	2	0	5.8
Northern Ky.	01/05/2020		36:37	3-11	.273	3-10	.300	0-0	.000	1 3 4 1.8	0	4	0	0	2	9	6.0
at Youngstown St.	01/09/2020		33:59	3-6	.500	3-6	.500	0-0	.000	0 1 1 1.8	3	1	0	0	2	9	6.2
at Cleveland St.	01/11/2020		34:00	4-6	.667	4-6	.667	3-4	.750	0 3 3 1.8	2	0	1	0	0	15	6.7
at Green Bay	01/16/2020		32:29	1-5	.200	1-5	.200	0-0	.000	0 0 0 1.7	2	1	1	0	1	3	6.5
at Milwaukee	01/18/2020		33:15	3-5	.600	3-5	.600	1-2	.500	1 1 2 1.8	2	3	1	0	0	10	6.7
UIC	01/23/2020		29:29	2-7	.286	2-7	.286	0-0	.000	0 3 3 1.8	2	6	1	0	1	6	6.6
IUPUI	01/25/2020	*	40:04	3-7	.429	3-7	.429	3-3	1.000	0 3 3 1.9	2	2	0	0	2	12	6.9
at Detroit Mercy	01/31/2020	*	36:07	1-6	.167	1-6	.167	0-2	.000	1 1 2 1.9	4	3	3	0	0	3	6.7
at Northern Ky.	02/06/2020	*	39:11	0-4	.000	0-3	.000	0-0	.000	0 4 4 2.0	2	3	0	0	0	0	6.4
at Wright St.	02/08/2020		32:00	1-1	1.000	1-1	1.000	0-0	.000	0 1 1 1.9	1	0	0	0	0	3	6.3
Cleveland St.	02/13/2020		18:28	0-1	.000	0-1	.000	0-0	.000	0 0 0 1.8	1	2	0	0	0	0	6.0
Youngstown St.	02/15/2020		09:30	0-1	.000	0-1	.000	0-0	.000	0 1 1 1.8	0	1	1	0	1	0	5.8
Milwaukee	02/21/2020		04:48	0-1	.000	0-1	.000	0-0	.000	0 0 0 1.8	1	0	1	0	0	0	5.6
Green Bay	02/23/2020		11:52	0-1	.000	0-1	.000	0-0	.000	0 2 2 1.8	1	0	1	0	0	0	5.4
at IUPUI	02/27/2020		10:17	0-3	.000	0-2	.000	0-0	.000	0 1 1 1.7	0	0	0	0	0	0	5.2
Totals			4 737:51	49-145	.338	45-137	.328	14-24	.583	4 48 52 1.7	43 44 16	0 18 157 5.2					

Player Averages

Games Played	Minutes/ game	Points/ game	FG Pct	3FG Pct	FT Pct	Rebounds/ game	Assists/ game	Turnovers/ game	Assist/Turnover ratio	Steals/ game	Blocks/ game
30	24.6	5.2	33.8	32.8	58.3	1.7	1.5	0.5	2.8	0.6	0.0

HOOP SCOOPS

Love watching NFL Football

Is Xavier Hill-Mais' tic tok videography

Favorite video game is Fortnite

Favorite TV show is the Office

**BRAD BRECHTING**RS SENIOR | 6-11 | 240 | CENTER
CEDAR SPRINGS, MICH. | CEDAR SPRINGS**13**

////////////////////

CAREER NOTES

2018-19

- Appeared in all 33 games, making 27 starts
- Averaged 9.5 points and 5.9 rebounds per game
- In league play, averaged 13.4 points and 6.9 rebounds per game
- Averaged 16.5 points and 10 rebounds per game in his final 11 games
- Scored in double figures in 12 of his last 13 games
- Majoring in human resource development

CAREER HIGHS

Points	32	vs. Cleveland State	2/2/19
Rebounds	18	vs. Youngstown State	1/31/19
Assists	4	vs. IUPUI	3/2/19
Steals	2	3x, at Wright State	2/7/19
Blocks	5	vs. Northern Kentucky	3/11/19
Minutes	38	Fairfield	12/21/19
FG Made	14	vs. Cleveland State	2/2/19
FG Att.	15	vs. Cleveland State	2/2/19
3-pt FG Made	4	vs. James Madison	11/23/18
3-pt FG Att.	7	vs. James Madison	11/23/18
FT Made	10	2x at Green Bay	1/16/20
FT Attempts	12	at Green Bay	1/16/20

SEASON HIGHS

Points	26	1/16/20	at Green Bay
Minutes	38	12/21/19	Fairfield
FG Made	8, 2x	1/16/20	at Green Bay
FG Attempts	13	11/30/19	at Toledo
3-Pt FG Made	1, 2x	1/18/20	at Milwaukee
3-Pt FG Att	2, 4x	1/18/20	at Milwaukee
FT Made	10	1/16/20	at Green Bay
FT Attempts	12	1/16/20	at Green Bay
Rebounds	14	1/16/20	at Green Bay
Assists	2, 6x	1/11/20	at Cleveland State
Blocks	3, 3x	1/31/20	at Detroit
Steals	3	11/08/19	vs Delaware

SEASON NOTES

- Scored a season-high 21 points vs. Goshen on Nov. 15
- Hauled down a season-high 12 rebounds against Southern Illinois on Nov. 10
- Led Oakland with 20 points and six rebounds at Syracuse on Dec. 18, playing a season-high 31 minutes.
- Shot a perfect 8-of-8 from the charity stripe against the Orange.
- Recorded his seventh-career double-double against Fairfield, second of the season
- Pulled down double-digit boards in three-straight games
- Season-high 26 points at Green Bay for third double-double of the year and eighth of his career - finished with 14 rebounds

GAME-BY-GAME

Opponent	Date	GS	MIN	Total		3-Pointers		Free throws		Rebounds				PF	A	T/O	BLK	STL	PTS	AVG	
				FG-FGA	PCT	3FG-3FGA	PCT	FT-FTA	PCT	OFF	DEF	TOT	AVG								
Goshen	11/05/2019	*	19:07	8-8	1.000	0-0	.000	5-7	.714	1	3	4	4.0	2	2	2	0	1	21.0		
vs Delaware	11/08/2019	*	25:30	2-7	.286	0-0	.000	1-2	.500	0	6	6	5.0	3	0	2	0	3	13.0		
vs UTSA	11/09/2019	*	21:33	1-2	.500	0-0	.000	2-2	1.000	0	6	6	5.3	3	0	1	0	1	4.0		
vs Southern Ill.	11/10/2019	*	30:01	6-10	.600	0-0	.000	4-4	1.000	6	6	12	7.0	2	1	4	2	0	16.5		
at Maryland	11/16/2019	*	24:32	3-10	.300	0-2	.000	0-2	.000	2	4	6	6.8	2	1	3	0	2	6.0		
Hartford	11/18/2019	*	24:23	2-4	.500	0-0	.000	2-4	.500	1	3	4	6.3	3	1	1	0	0	9.7		
at Northern Ill.	11/25/2019	*	15:55	1-4	.250	0-0	.000	1-2	.500	2	3	5	6.1	3	1	2	2	0	8.7		
at Toledo	11/30/2019	*	27:08	6-13	.462	0-2	.000	1-3	.333	1	2	3	5.8	2	0	1	1	0	13.9		
at Western Mich.	12/03/2019	*	16:46	1-3	.333	0-0	.000	2-3	.667	1	1	2	5.3	3	0	1	0	0	4.8		
at Bowling Green	12/07/2019	*	16:51	2-4	.500	0-0	.000	0-0	.000	2	3	5	5.3	4	1	2	0	0	8.2		
vs Michigan St.	12/14/2019	*	14:41	1-7	.143	0-0	.000	0-0	.000	2	1	3	5.1	1	0	1	0	0	2.6		
at Syracuse	12/18/2019	*	31:38	6-7	.857	0-0	.000	8-8	1.000	0	6	6	5.2	4	1	2	1	0	20.8		
Fairfield	12/21/2019	*	38:00	5-9	.556	0-1	.000	0-0	.000	3	10	13	5.8	2	2	3	3	0	10.8		
Detroit Mercy	12/28/2019	*	22:50	1-4	.250	0-1	.000	2-2	1.000	1	9	10	6.1	2	2	3	1	0	4.8		
Wright St.	01/03/2020	*	20:05	5-9	.556	0-2	.000	3-3	1.000	1	1	2	5.8	2	1	1	2	1	13.8		
Northern Ky.	01/05/2020	*	27:05	6-9	.667	0-0	.000	2-5	.400	3	4	7	5.9	5	0	2	0	2	14.9		
at Youngstown St.	01/09/2020	*	19:31	4-9	.444	1-2	.500	0-0	.000	2	2	4	5.8	3	2	4	1	0	9.1		
at Cleveland St.	01/11/2020	*	23:00	1-1	1.000	0-0	.000	4-4	1.000	1	4	5	5.7	3	2	0	1	2	6.8		
at Green Bay	01/16/2020	*	34:01	8-10	.800	0-0	.000	10-12	.833	6	8	14	6.2	4	2	1	0	1	26.9		
at Milwaukee	01/18/2020	*	30:48	4-5	.800	1-2	.500	3-4	.750	2	3	5	6.1	1	0	3	1	0	12.9		
UIC	01/23/2020	*	28:40	6-7	.857	0-0	.000	1-2	.500	2	5	7	6.1	0	0	2	2	13	10.0		
IUPUI	01/25/2020	*	30:46	3-11	.273	0-0	.000	4-7	.571	8	5	13	6.5	1	1	3	1	10	10.0		
at Detroit Mercy	01/31/2020	*	28:30	3-6	.500	0-1	.000	5-7	.714	3	9	12	6.7	4	1	1	3	0	11.0		
at Northern Ky.	02/06/2020	*	23:57	3-3	1.000	0-0	.000	4-4	1.000	1	3	4	6.6	3	0	1	0	0	10.1		
at Wright St.	02/08/2020	*	18:00	0-6	.000	0-0	.000	3-4	.750	2	5	7	6.6	0	1	0	2	1	3.9		
Cleveland St.	02/13/2020	*	24:21	4-8	.500	0-1	.000	1-2	.500	3	5	8	6.7	2	0	3	1	0	9.8		
Youngstown St.	02/15/2020	*	19:27	1-4	.250	0-0	.000	2-3	.667	1	1	2	6.5	1	0	0	0	1	4.6		
Milwaukee	02/21/2020	*	23:58	2-5	.400	0-0	.000	5-6	.833	1	6	7	6.5	1	2	0	0	0	9.5		
Green Bay	02/23/2020	*	25:20	2-6	.333	0-0	.000	4-6	.667	1	5	6	6.5	2	2	2	1	8	9.5		
at IUPUI	02/27/2020	*	25:11	7-9	.778	1-1	1.000	1-4	.250	3	3	6	6.5	2	0	1	1	1	16.9		
Totals			30	731:35	104-200	.520	3-15	.200	80-112	.714	62	132	194	6.5	70	26	50	29	20	291	9.7

Player Averages

Games Played	Minutes/game	Points/game	FG Pct	3FG Pct	FT Pct	Rebounds/game	Assists/game	Turnovers/game	Assist/Turnover ratio	Steals/game	Blocks/game
30	24.4	9.7	52.0	20.0	71.4	6.5	0.9	1.7	0.5	0.7	1.0

XAVIER HILL-MAISRS SENIOR | 6-7 | 261 | FORWARD
GREENSBORO, NC. | PAGE

////////////////////

CAREER NOTES

2018-19

- One of two players to appear and start in all 33 games
- Led the team by averaging 18.3 points and 7.2 rebounds per game
- Horizon League First Team selection
- Scored 30-points or more on four occasions
- Ranked 35th in the NCAA in field goals made (Second in the Horizon League)
- Ranked second in the conference in field goal percentage (53.5)

CAREER HIGHS

Points	32	vs. Northern Kentucky	1/3/19
Rebounds	14	vs. Northern Kentucky	3/11/19
Assists	7	vs. Cleveland State	2/2/19
Steals	4	at Northeastern	12/8/18
Blocks	6	at UIC	1/8/17
Minutes	39	vs. Northern Illinois	11/25/18
FG Made	14	vs. Toledo	11/9/18
FG Att.	21	vs. Toledo	11/9/18
3-pt FG Made	4	2x, vs. Northern Kent.	1/3/19
3-pt FG Att.	7	2x, at Northeastern	12/8/18
FT Made	8	3x, IUPUI	1/25/20
FT Attempts	13	at Georgia	12/18/18

SEASON HIGHS

Points	31	2/23/20	vs Green Bay
Minutes	36	12/28/19	vs Detroit Mercy
FG Made	11	12/03/19	at Western Mich.
FG Attempts	20	12/14/19	vs Michigan State
3-Pt FG Made	3	11/16/19	at Maryland
3-Pt FG Att	6	11/16/19	at Maryland
FT Made	8	1/25/20	IUPUI
FT Attempts	10	1/25/20	IUPUI
Rebounds	13	2x2/23/20	vs Green Bay
Assists	5	2/15/20	at YSU
Blocks	4	1/25/20	IUPUI
Steals	3	11/18/19	Hartford

SEASON NOTES

- Has scored in double figures 28 of 29 games this season
- Has nine double-digit rebounding efforts this season
- Set a season-high with 20 shot attempts against Michigan State on Dec. 14
- Recorded a double-double against Detroit Mercy on Dec. 28
- Notched fifth double-double of the season at Green Bay - 10 pts, 13 rebounds

GAME-BY-GAME

Opponent	Date	GS	MIN	Total		3-Pointers		Free throws		Rebounds				PF	A	T/O	BLK	STL	PTS	AVG	
				FG-FA	PCT	3FG-3FGA	PCT	FT-FTA	PCT	OFF	DEF	TOT	AVG								
Goshen	11/05/2019	*	28:32	6-11	.545	0-2	.000	3-4	.750	1	7	8	8.0	1	2	3	2	3	15	15.0	
vs Delaware	11/08/2019	*	34:20	6-10	.600	0-1	.000	0-1	.000	2	6	8	8.0	4	0	3	2	1	12	13.5	
vs UTSA	11/09/2019	*	34:54	7-14	.500	1-3	.333	4-6	.667	3	9	12	9.3	3	4	2	1	0	19	15.3	
vs Southern Ill.	11/10/2019	*	21:22	1-7	.143	1-1	1.000	0-0	.000	0	3	3	7.8	0	1	0	0	2	3	12.3	
at Maryland	11/16/2019	*	31:49	6-12	.500	3-6	.500	3-4	.750	1	3	4	7.0	4	2	5	1	1	18	13.4	
Hartford	11/18/2019	*	34:06	7-9	.778	0-0	.000	3-6	.500	4	7	11	7.7	0	3	1	1	3	17	14.0	
at Northern Ill.	11/25/2019	*	34:03	5-10	.500	1-3	.333	2-2	1.000	1	7	8	7.7	2	1	2	0	0	13	13.9	
at Toledo	11/30/2019	*	30:52	6-11	.545	0-2	.000	2-3	.667	1	3	4	7.3	3	2	4	1	1	14	13.9	
at Western Mich.	12/03/2019	*	33:34	11-13	.846	0-1	.000	4-5	.800	2	7	9	7.4	4	4	2	0	0	26	15.2	
at Bowling Green	12/07/2019	*	35:18	8-13	.615	1-4	.250	5-7	.714	2	10	12	7.9	4	1	3	0	1	22	15.9	
vs Michigan St.	12/14/2019	*	31:33	5-20	.250	0-3	.000	0-3	.000	2	5	7	7.8	1	0	1	0	2	10	15.4	
at Syracuse	12/18/2019	*	29:39	6-9	.667	0-0	.000	4-4	1.000	2	4	6	7.7	5	3	2	0	0	16	15.4	
Fairfield	12/21/2019	*	30:00	6-12	.500	0-1	.000	6-8	.750	2	5	7	7.6	4	2	4	1	1	18	15.6	
Detroit Mercy	12/28/2019	*	36:54	8-15	.533	0-2	.000	3-7	.429	3	7	10	7.8	3	3	2	1	0	19	15.9	
Wright St.	01/03/2020	*	24:11	5-12	.417	0-2	.000	4-4	1.000	1	5	6	7.7	1	0	1	2	1	14	15.7	
Northern Ky.	01/05/2020	*	30:36	8-16	.500	1-2	.500	0-1	.000	4	4	8	7.7	3	2	1	2	0	17	15.8	
at Youngstown St.	01/09/2020	*	28:58	6-11	.545	2-4	.500	1-2	.500	1	2	3	7.4	4	3	2	0	2	15	15.8	
at Cleveland St.	01/11/2020	*	30:00	6-7	.857	0-0	.000	3-5	.600	2	5	7	7.4	4	0	3	1	1	15	15.7	
at Green Bay	01/16/2020	*	28:38	5-8	.625	0-1	.000	0-0	.000	2	11	13	7.7	4	2	2	3	2	10	15.4	
at Milwaukee	01/18/2020	*	32:33	9-14	.643	1-3	.333	1-3	.333	0	5	5	7.6	2	2	2	0	0	20	15.7	
UIC	01/23/2020	*	30:52	5-18	.278	0-2	.000	2-2	1.000	3	5	8	7.6	3	2	2	1	1	12	15.5	
IUPUI	01/25/2020	*	33:57	6-15	.400	0-2	.000	8-10	.800	3	5	8	7.6	3	2	3	4	1	20	15.7	
at Detroit Mercy	01/31/2020	*	25:23	4-7	.571	0-0	.000	4-6	.667	2	7	9	7.7	4	1	2	0	1	12	15.5	
at Northern Ky.	02/06/2020	*	36:19	5-14	.357	0-0	.000	2-2	1.000	5	6	11	7.8	2	0	1	3	1	12	15.4	
at Wright St.	02/08/2020	*	29:00	10-18	.556	0-1	.000	1-2	.500	0	4	4	7.6	4	0	4	1	1	21	15.6	
Cleveland St.	02/13/2020	*	37:27	8-14	.571	1-2	.500	5-6	.833	5	3	8	7.7	3	0	0	2	2	22	15.8	
Youngstown St.	02/15/2020	*	35:57	7-13	.538	1-1	1.000	5-8	.625	5	6	11	7.8	2	5	4	3	1	20	16.0	
Milwaukee	02/21/2020	*	33:45	8-12	.667	1-2	.500	6-10	.600	2	9	11	7.9	2	4	1	2	1	23	16.3	
Green Bay	02/23/2020	*	45:35	9-17	.529	1-3	.333	12-17	.706	4	9	13	8.1	2	2	5	2	2	31	16.8	
at IUPUI	02/27/2020	*	38:06	8-16	.500	0-2	.000	1-2	.500	3	9	12	8.2	2	4	1	2	3	17	16.8	
Totals			29	968:15	197-378	.521	15-56	.268	94-140	.671	68	178	246	8.2	83	57	68	38	35	503	16.8

Player Averages

Games Played	Minutes/game	Points/game	FG Pct	3FG Pct	FT Pct	Rebounds/game	Assists/game	Turnovers/game	Assist/Turnover ratio	Steals/game	Blocks/game
30	32.3	16.8	52.1	26.8	67.1	8.2	1.9	2.3	0.8	1.2	1.3

HOOP SCOOPS

Has an exotic hat collection from several countries - collects a hat from every country visited

Recently got on tik tok (@xwtbg)

Favorite video game is Super Smash Brothers

Favorite rapper is Drake



KEVIN KANGU

JUNIOR | 6-4 | 179 | GUARD

BURLINGTON, ONT. | JOHN CARROLL | VINCENNES

15

////////////////////

CAREER NOTES

At Vincennes (2018-19)

- Appeared in all 36 games, making 19 starts
- Averaged 8.1 points, 2.6 assists and 2.6 rebounds per game
- Shot over 36 percent from three-point range
- Part of the 2019 Vincennes National Championship team that went 34-2
- Named to the championship's all-tournament team

CAREER HIGHS

Points	20	11/09/19	vs UTSA
Minutes	40	11/08/19	vs Delaware
FG Made	5, 2x	2/15/20	vs CSU
FG Attempts	13	12/21/19	Fairfield
3-Pt FG Made	3	2/15/20	vs CSU
3-Pt FG Attempts	6	12/21/19	Fairfield
FT Made	5	12/03/19	at Western Mich.
FT Attempts	6	12/03/19	at Western Mich.
Rebounds	9	11/08/19	vs Delaware
Assists	9, 2x	1/25/20	IUPUI
Blocks	3	11/08/19	vs Delaware
Steals	4	11/16/19	at Maryland

SEASON HIGHS

Points	20	11/09/19	vs UTSA
Minutes	40	11/08/19	vs Delaware
FG Made	5, 2x	2/15/20	vs YSU
FG Attempts	13	12/21/19	Fairfield
3-Pt FG Made	3	2/15/20	vs YSU
3-Pt FG Attempts	6	12/21/19	Fairfield
FT Made	5	12/03/19	at Western Mich.
FT Attempts	6	12/03/19	at Western Mich.
Rebounds	9	11/08/19	vs Delaware
Assists	9, 2x	1/25/20	IUPUI
Blocks	3	11/08/19	vs Delaware
Steals	4	11/16/19	at Maryland

SEASON NOTES

- Made first start at Oakland against Goshen
- Named to Sunshine Slam All-Tournament team
- Tied a career-high seven assists at BGSU on Dec. 7

GAME-BY-GAME

Opponent	Date	GS	MIN	Total		3-Pointers		Free throws		Rebounds				PF	A	T/O	BLK	STL	PTS	AVG	
				FG-FGA	PCT	3FG-3FGA	PCT	FT-FTA	PCT	OFF	DEF	TOT	AVG								
Goshen	11/05/2019	*	25:35	5-11	.455	2-5	.400	1-2	.500	1	2	3	3.0	0	4	3	0	1	13	13.0	
vs Delaware	11/08/2019	*	40:00	4-12	.333	1-4	.250	3-6	.500	2	7	9	6.0	2	7	2	3	2	12	12.5	
vs UTSA	11/09/2019	*	38:25	4-9	.444	3-5	.600	9-10	.900	1	2	3	5.0	3	2	5	0	0	20	15.0	
vs Southern Ill.	11/10/2019	*	39:06	2-7	.286	0-3	.000	2-2	1.000	0	3	3	4.5	4	9	4	1	0	6	12.8	
at Maryland	11/16/2019	*	28:06	1-6	.167	0-2	.000	0-0	.000	0	0	0	3.6	1	4	4	0	4	2	10.6	
Hartford	11/18/2019	*	29:04	4-6	.667	1-2	.500	2-4	.500	0	1	1	3.2	4	2	6	0	0	11	10.7	
at Northern Ill.	11/25/2019	*	28:37	0-8	.000	0-4	.000	2-2	1.000	0	6	6	3.6	0	2	3	0	1	2	9.4	
at Toledo	11/30/2019	*	30:36	1-6	.167	1-4	.250	0-0	.000	1	5	6	3.9	2	3	3	0	1	3	8.6	
at Western Mich.	12/03/2019	*	23:27	1-3	.333	0-1	.000	5-6	.833	1	4	5	4.0	0	1	2	0	0	7	8.4	
at Bowling Green	12/07/2019	*	35:07	2-6	.333	1-2	.500	0-1	.000	0	5	5	4.1	2	7	2	0	0	5	8.1	
vs Michigan St.	12/14/2019	*	27:18	0-3	.000	0-1	.000	4-4	1.000	0	2	2	3.9	3	4	1	0	1	4	7.7	
at Syracuse	12/18/2019		11:41	1-3	.333	0-2	.000	2-2	1.000	0	2	2	3.8	0	1	2	0	0	4	7.4	
Fairfield	12/21/2019		37:00	4-13	.308	1-6	.167	0-1	.000	1	2	3	3.7	3	5	4	0	1	9	7.5	
Detroit Mercy	12/28/2019	*	31:31	3-7	.429	1-3	.333	0-0	.000	1	4	5	3.8	2	6	4	1	0	7	7.5	
Wright St.	01/03/2020	*	11:09	1-5	.200	0-1	.000	0-0	.000	0	0	0	3.5	0	4	4	0	1	2	7.1	
Northern Ky.	01/05/2020	*	12:26	0-0	.000	0-0	.000	0-0	.000	0	1	1	3.4	1	3	1	0	0	0	6.7	
at Youngstown St.	01/09/2020	*	15:23	0-6	.000	0-3	.000	0-0	.000	0	3	3	3.4	0	1	1	0	1	0	6.3	
at Cleveland St.	01/11/2020		20:00	4-7	.571	2-4	.500	3-6	.500	0	1	1	3.2	3	3	1	0	1	13	6.7	
at Green Bay	01/16/2020	*	18:45	1-4	.250	1-3	.333	0-0	.000	0	0	0	3.1	0	3	1	0	0	3	6.5	
at Milwaukee	01/18/2020		03:43	0-2	.000	0-1	.000	0-2	.000	0	0	0	2.9	1	0	0	0	0	0	6.2	
UIC	01/23/2020		07:11	0-2	.000	0-1	.000	0-0	.000	0	0	0	2.8	1	1	0	0	1	0	5.9	
IUPUI	01/25/2020		34:04	1-3	.333	0-1	.000	4-4	1.000	0	1	1	2.7	4	9	0	2	0	6	5.9	
at Detroit Mercy	01/31/2020		22:49	1-2	.500	0-1	.000	0-1	.000	1	0	1	2.6	1	4	0	0	0	2	5.7	
at Northern Ky.	02/06/2020		08:26	0-3	.000	0-1	.000	0-1	.000	0	0	0	2.5	0	0	1	0	0	0	5.5	
at Wright St.	02/08/2020		15:00	0-2	.000	0-1	.000	1-2	.500	0	1	1	2.4	4	2	0	0	1	1	5.3	
Cleveland St.	02/13/2020		20:42	2-6	.333	1-3	.333	0-0	.000	0	1	1	2.4	2	0	2	0	0	5	5.3	
Youngstown St.	02/15/2020		26:50	5-8	.625	3-5	.600	1-2	.500	0	0	0	2.3	0	2	0	0	2	14	5.6	
Milwaukee	02/21/2020		23:48	2-3	.667	0-0	.000	0-0	.000	0	3	3	2.3	2	3	4	0	1	4	5.5	
Green Bay	02/23/2020		20:18	0-2	.000	0-2	.000	0-0	.000	0	0	0	2.2	1	4	2	0	0	0	5.3	
at IUPUI	02/27/2020		21:26	1-3	.333	1-3	.333	0-1	.000	0	2	2	2.2	4	4	0	0	0	3	5.3	
Totals			16	707:34	50-158	.316	19-74	.257	39-59	.661	9	58	67	2.2	50	100	62	7	19	158	5.3

Player Averages

Games Played	Minutes/ game	Points/ game	FG Pct	3FG Pct	FT Pct	Rebounds/ game	Assists/ game	Turnovers/ game	Assist/Turnover ratio	Steals/ game	Blocks/ game
30	23.6	5.3	31.6	25.7	66.1	2.2	3.3	2.1	1.6	0.6	0.2

HOOP SCOOPS

Used to play the tenor saxophone

Can juggle



BABATUNDE SOWUNMI

SOPHOMORE | 6-10 | 254 | CENTER
LAGOS, NIGERIA | SOLID ROCK ACADEMY

20

////////////////////

CAREER NOTES

2018-19

- Appeared in 15 games
- Made his first career field goal against UIC on Feb. 28.
- Scored his first career point against Cleveland State on Feb. 2.
- Made career debut at No. 8 Michigan State, recording two rebounds, one block and playing a career high 12 minutes

CAREER HIGHS

Points	5	1/3/20	vs Wright State
Minutes	15	1/3/20	vs Wright State
FG Made	2, 2x	1/3/20	vs Wright State
FG Attempts	5	11/05/19	Goshen
3-Pt FG Made	0		
3-Pt FG Att	0		
FT Made	1	1/3/20	vs Wright State
FT Attempts	2	1/3/20	vs Wright State
Rebounds	6	1/3/20	vs Wright State
Assists	1	2/13/20	vs YSU
Blocks	0		
Steals	2	11/25/19	at Northern Ill.

SEASON HIGHS

Points	5	1/3/20	vs Wright State
Minutes	15	1/3/20	vs Wright State
FG Made	2, 2x	1/3/20	vs Wright State
FG Attempts	5	11/05/19	Goshen
3-Pt FG Made	0		
3-Pt FG Att	0		
FT Made	1	1/3/20	vs Wright State
FT Attempts	2	1/3/20	vs Wright State
Rebounds	6	1/3/20	vs Wright State
Assists	1	2/13/20	vs YSU
Blocks	0		
Steals	2	11/25/19	at Northern Ill.

SEASON NOTES

- Played a season-high 10 minutes against Michigan State on Dec. 14
- Career high five points, six rebounds against Wright State on Jan. 3.

GAME-BY-GAME

Opponent	Date	GS	MIN	Total FG-FGA	PCT	3FG-3FGA	PCT	Free throws FT-FTA	PCT	Rebounds OFF DEF TOT AVG	PF	A	T/O	BLK	STL	PTS	AVG
Goshen	11/05/2019		10:22	2-5	.400	0-0	.000	0-0	.000	3 2 5 5.0	1	0	2	0	0	4	4.0
vs UTSA	11/09/2019		03:03	0-0	.000	0-0	.000	0-0	.000	1 0 1 3.0	0	0	0	0	0	0	2.0
at Maryland	11/16/2019		07:39	0-1	.000	0-0	.000	0-0	.000	0 1 1 2.3	1	0	0	0	0	0	1.3
Hartford	11/18/2019		03:60	0-0	.000	0-0	.000	0-0	.000	0 1 1 2.0	1	0	0	0	0	0	1.0
at Northern Ill.	11/25/2019		08:37	0-2	.000	0-0	.000	0-0	.000	0 0 0 1.6	0	0	0	0	2	0	0.8
at Western Mich.	12/03/2019		00:11	0-0	.000	0-0	.000	0-0	.000	0 0 0 1.3	1	0	0	0	0	0	0.7
vs Michigan St.	12/14/2019		10:04	0-1	.000	0-0	.000	0-0	.000	0 2 2 1.4	1	0	0	0	0	0	0.6
at Syracuse	12/18/2019		00:41	0-0	.000	0-0	.000	0-0	.000	0 0 0 1.3	0	0	0	0	0	0	0.5
Wright St.	01/03/2020		14:28	2-3	.667	0-0	.000	1-2	.500	4 2 6 1.8	4	0	2	0	1	5	1.0
Northern Ky.	01/05/2020		00:18	0-0	.000	0-0	.000	0-0	.000	0 0 0 1.6	0	0	0	0	0	0	0.9
at Youngstown St.	01/09/2020		06:00	0-1	.000	0-0	.000	0-2	.000	1 0 1 1.5	0	0	1	0	0	0	0.8
at Cleveland St.	01/11/2020		04:00	0-0	.000	0-0	.000	0-0	.000	0 1 1 1.5	1	0	0	0	0	0	0.8
UIC	01/23/2020		07:27	0-0	.000	0-0	.000	0-0	.000	0 1 1 1.5	0	0	0	0	0	0	0.7
at Detroit Mercy	01/31/2020		00:29	0-0	.000	0-0	.000	0-0	.000	0 0 0 1.4	0	0	1	0	0	0	0.6
at Wright St.	02/08/2020		04:00	0-0	.000	0-0	.000	0-0	.000	0 0 0 1.3	1	0	0	0	0	0	0.6
Cleveland St.	02/13/2020		01:34	0-0	.000	0-0	.000	0-0	.000	2 0 2 1.3	0	0	0	0	0	0	0.6
Youngstown St.	02/15/2020		02:53	1-1	1.000	0-0	.000	0-0	.000	0 0 0 1.2	1	1	1	0	0	2	0.6
Totals			0 85:46	5-14	.357	0-0	.000	1-4	.250	11 10 21 1.2	12	1	7	0	3	11	0.6

Player Averages

Games Played	Minutes/game	Points/game	FG Pct	3FG Pct	FT Pct	Rebounds/game	Assists/game	Turnovers/game	Assist/Turnover ratio	Steals/game	Blocks/game
17	5.0	0.6	35.7	0.0	25.0	1.2	0.1	0.4	0.1	0.2	0.0

HOOP SCOOPS

Grew up playing soccer

Favorite color is red

Is a dog lover

**MADISON MONROE**

FRESHMAN | 6-3 | 185 | GUARD

CHARLOTTE, N.C. | U.S. MILITARY ACADEMY PREP

21

////////////////////

CAREER NOTES

High School

- NCISAA 3A All-State team
- All-MAC First Team selection
- Charlotte Observer All-Mecklenburg Third Team selection
- Played for PSB Elite AAU in Charlotte, N.C.
- Also played for SouthLake Christian Academy before attending the United States Military Academy Preparatory School

CAREER HIGHS

Points	10, 2x 1/9/20	at Youngstown State
Minutes	25 1/3/20	vs Wright State
FG Made	4 1/9/20	at Youngstown State
FG Attempts	7, 2x 1/9/20	at Youngstown State
3-Pt FG Made	2 1/9/20	at Youngstown State
3-Pt FG Goal Att	3 1/9/20	at Youngstown State
FT Made	3 1/3/20	vs Wright State
FT Attempts	4 1/3/20	vs Wright State
Rebounds	4, 2x 1/9/20	at Youngstown State
Assists	2, 3x 1/9/20	at Youngstown State
Blocks	0	
Steals	3 1/3/20	vs Wright State

SEASON HIGHS

Points	10, 2x 1/9/20	at Youngstown State
Minutes	25 1/3/20	vs Wright State
FG Made	4 1/9/20	at Youngstown State
FG Attempts	7, 2x 1/9/20	at Youngstown State
3-Pt FG Made	2 1/9/20	at Youngstown State
3-Pt FG Goal Att	3 1/9/20	at Youngstown State
FT Made	3 1/3/20	vs Wright State
FT Attempts	4 1/3/20	vs Wright State
Rebounds	4, 2x 1/9/20	at Youngstown State
Assists	2, 3x 1/9/20	at Youngstown State
Blocks	0	
Steals	3 1/3/20	vs Wright State

SEASON NOTES

- Made first-career start at Syracuse on Dec. 18
- First-career double digit performance came against Wright State on Jan. 3, notching 10 points.

GAME-BY-GAME

Opponent	Date	GS	MIN	Total FG-FGA	PCT	3-Pointers 3FG-3FGA	PCT	Free throws FT-FTA	PCT	Rebounds OFF DEF TOT AVG	PF	A	T/O	BLK	STL	PTS	AVG
Goshen	11/05/2019		12:29	0-1	.000	0-0	.000	0-0	.000	1 0 1 1.0	4	0	1	0	1	0	0.0
vs Delaware	11/08/2019		16:43	0-1	.000	0-0	.000	1-2	.500	0 0 0 0.5	2	0	0	0	0	1	0.5
vs UTSA	11/09/2019		00:12	0-0	.000	0-0	.000	0-0	.000	0 0 0 0.3	0	0	0	0	0	0	0.3
vs Southern Ill.	11/10/2019		05:41	0-0	.000	0-0	.000	0-0	.000	0 2 2 0.8	0	0	1	0	0	0	0.3
at Maryland	11/16/2019		08:40	2-4	.500	0-0	.000	0-0	.000	0 2 2 1.0	1	0	0	0	0	4	1.0
Hartford	11/18/2019		06:02	0-2	.000	0-2	.000	0-0	.000	0 0 0 0.8	0	0	0	0	0	0	0.8
at Syracuse	12/18/2019	*	14:27	0-2	.000	0-1	.000	2-3	.667	1 3 4 1.3	2	2	2	0	1	2	1.0
Fairfield	12/21/2019	*	15:00	0-0	.000	0-0	.000	0-0	.000	0 1 1 1.3	1	0	1	0	0	0	0.9
Wright St.	01/03/2020		24:35	3-7	.429	1-2	.500	3-4	.750	2 0 2 1.3	3	2	1	0	3	10	1.9
Northern Ky.	01/05/2020		17:15	3-4	.750	0-1	.000	2-2	1.000	1 0 1 1.3	3	2	2	0	0	8	2.5
at Youngstown St.	01/09/2020	*	19:21	4-7	.571	2-3	.667	0-0	.000	1 3 4 1.5	0	2	2	0	0	10	3.2
at Cleveland St.	01/11/2020	*	07:00	0-1	.000	0-0	.000	0-0	.000	0 0 0 1.4	1	0	1	0	0	0	2.9
at Milwaukee	01/18/2020	*	13:51	2-2	1.000	0-0	.000	0-0	.000	1 2 3 1.5	1	1	1	0	1	4	3.0
UIC	01/23/2020	*	11:55	0-1	.000	0-0	.000	0-0	.000	0 1 1 1.5	1	1	3	0	0	0	2.8
IUPUI	01/25/2020		01:47	0-1	.000	0-1	.000	0-0	.000	0 0 0 1.4	0	0	0	0	0	0	2.6
at Northern Ky.	02/06/2020		13:07	2-2	1.000	0-0	.000	0-0	.000	1 2 3 1.5	2	1	1	0	0	4	2.7
Cleveland St.	02/13/2020		05:03	0-2	.000	0-1	.000	0-0	.000	0 0 0 1.4	1	1	0	0	0	0	2.5
Green Bay	02/23/2020		00:12	0-0	.000	0-0	.000	0-0	.000	0 0 0 1.3	0	0	0	0	0	0	2.4
Totals			6 193:20	16-37	.432	3-11	.273	8-11	.727	8 16 24 1.3	22	12	16	0	6	43	2.4

Player Averages

Games Played	Minutes/game	Points/game	FG Pct	3FG Pct	FT Pct	Rebounds/game	Assists/game	Turnovers/game	Assist/Turnover ratio	Steals/game	Blocks/game
18	10.7	2.4	43.2	27.3	72.7	1.3	0.7	0.9	0.8	0.3	0.0

HOOP SCOOPS

Born in Italy. Lived there for three years while his father, Rodney, played overseas.

Can beat anyone on the team in Call of Duty and 2K

Has a shark

24

KENNY PITTMAN JR.SOPHOMORE | 6-3 | 181 | GUARD
CHICAGO, ILL. | SIMEON

////////////////////

CAREER NOTES

2018-19

- Appeared in 23 games, making one start
- Earned his first career start against Milwaukee on Jan. 10
- Made his first career field goal against Wright State on Jan. 5
- Scored his first career points at No. 8 Michigan State
- Made first career regular season appearance against James Madison on Nov. 23

CAREER HIGHS

Points	7	12/28/19	vs Detroit Mercy
Minutes	18	12/21/19	Fairfield
FG Made	2	12/28/19	vs Detroit Mercy
FG Attempts	4	11/05/19	Goshen
3-Pt FG Made	1, 3x	12/28/19	vs Detroit Mercy
3-Pt FG Attempts	2, 2x	12/14/19	vs Michigan State
FT Made	2	12/28/19	vs Detroit Mercy
FT Attempts	2, 2x	12/28/19	vs Detroit Mercy
Rebounds	4	2/13/20	vs CSU
Assists	1, 5x	2/13/20	vs CSU
Blocks	0	12/07/19	at Bowling Green
Steals	1, 2x	12/28/19	vs Detroit Mercy

SEASON HIGHS

Points	7	12/28/19	vs Detroit Mercy
Minutes	18	12/21/19	Fairfield
FG Made	2	12/28/19	vs Detroit Mercy
FG Attempts	4	11/05/19	Goshen
3-Pt FG Made	1, 3x	12/28/19	vs Detroit Mercy
3-Pt FG Attempts	2, 2x	12/14/19	vs Michigan State
FT Made	2	12/28/19	vs Detroit Mercy
FT Attempts	2, 2x	12/28/19	vs Detroit Mercy
Rebounds	4	2/13/20	vs CSU
Assists	1, 5x	2/13/20	vs CSU
Blocks	0	12/07/19	at Bowling Green
Steals	1, 2x	12/28/19	vs Detroit Mercy

SEASON NOTES

- Made first start of the season against Southern Illinois
- Made an appearance against BGSU on Dec. 7
- Knocked down a triple to tie his season-high in points in nine minutes of action against Michigan State on Dec. 14
- Scored a career-best 7 points against Detroit Mercy, going 2-2 from the field and 2-2 from the foul line

GAME-BY-GAME

Opponent	Date	GS	MIN	Total		3-Pointers		Free throws		Rebounds			PF	A	T/O	BLK	STL	PTS	AVG		
				FG-FGA	PCT	3FG-3FGA	PCT	FT-FTA	PCT	OFF	DEF	TOT								AVG	
Goshen	11/05/2019		12:21	0-4	.000	0-2	.000	0-2	.000	0	2	2	2.0	1	0	0	0	0	0.0		
vs UTA	11/09/2019		03:32	0-0	.000	0-0	.000	2-2	1.000	0	1	1	1.5	0	0	0	0	2	1.0		
vs Southern Ill.	11/10/2019	*	09:42	0-0	.000	0-0	.000	0-1	.000	0	3	3	2.0	0	0	0	0	0	0.7		
at Maryland	11/16/2019		07:49	0-1	.000	0-1	.000	0-0	.000	0	1	1	1.8	2	0	2	0	0	0.5		
Hartford	11/18/2019		14:31	1-1	1.000	1-1	1.000	0-0	.000	1	0	1	1.6	0	0	1	0	1	3	1.0	
at Northern Ill.	11/25/2019	*	11:26	1-2	.500	1-2	.500	0-0	.000	0	1	1	1.5	0	0	1	0	1	3	1.3	
at Toledo	11/30/2019		03:38	0-0	.000	0-0	.000	0-0	.000	0	1	1	1.4	1	0	0	0	0	0	1.1	
at Bowling Green	12/07/2019		01:30	0-0	.000	0-0	.000	0-0	.000	0	0	0	1.3	0	0	0	0	0	0	1.0	
vs Michigan St.	12/14/2019		09:07	1-3	.333	1-2	.500	0-0	.000	0	1	1	1.2	0	0	0	0	0	3	1.2	
at Syracuse	12/18/2019		16:06	0-1	.000	0-1	.000	0-0	.000	0	2	2	1.3	1	1	1	0	0	0	1.1	
Fairfield	12/21/2019		18:00	0-0	.000	0-0	.000	0-0	.000	0	0	0	1.2	0	1	1	0	0	0	1.0	
Detroit Mercy	12/28/2019		08:01	2-2	1.000	1-1	1.000	2-2	1.000	0	1	1	1.2	4	1	0	0	1	7	1.5	
Wright St.	01/03/2020		13:09	0-1	.000	0-1	.000	1-2	.500	0	1	1	1.2	1	0	0	0	0	1	1.5	
Northern Ky.	01/05/2020		16:60	1-4	.250	1-3	.333	0-0	.000	0	1	1	1.1	5	0	1	0	0	3	1.6	
at Youngstown St.	01/09/2020		05:11	0-0	.000	0-0	.000	0-0	.000	0	1	1	1.1	0	0	0	0	0	0	1.5	
at Green Bay	01/16/2020		00:55	0-0	.000	0-0	.000	0-0	.000	0	0	0	1.1	0	0	1	0	0	0	1.4	
at Milwaukee	01/18/2020		00:12	0-0	.000	0-0	.000	0-0	.000	0	0	0	1.0	0	0	0	0	0	0	1.3	
UIIC	01/23/2020		07:35	1-3	.333	0-2	.000	0-0	.000	0	0	0	0.9	0	1	0	0	1	2	1.3	
IUPUI	01/25/2020		00:49	0-0	.000	0-0	.000	0-0	.000	0	0	0	0.9	1	0	0	0	0	0	1.3	
at Detroit Mercy	01/31/2020		05:23	0-1	.000	0-1	.000	0-0	.000	0	1	1	0.9	1	0	0	0	0	0	1.2	
at Northern Ky.	02/06/2020		03:38	0-0	.000	0-0	.000	0-0	.000	0	1	1	0.9	0	0	0	0	0	0	1.1	
at Wright St.	02/08/2020		01:00	0-0	.000	0-0	.000	0-0	.000	0	0	0	0.9	0	0	0	0	0	0	1.1	
Cleveland St.	02/13/2020		15:27	1-2	.500	0-1	.000	0-0	.000	0	4	4	1.0	1	1	1	0	2	2	1.1	
Youngstown St.	02/15/2020		00:33	0-0	.000	0-0	.000	0-0	.000	0	0	0	1.0	1	0	0	0	0	0	1.1	
Milwaukee	02/21/2020		04:17	0-0	.000	0-0	.000	0-0	.000	0	0	0	0.9	0	0	0	0	0	0	1.0	
Green Bay	02/23/2020		02:57	0-0	.000	0-0	.000	0-0	.000	0	0	0	0.9	0	0	0	0	0	0	1.0	
at IUPUI	02/27/2020		00:06	0-0	.000	0-0	.000	0-0	.000	0	0	0	0.9	0	0	0	0	0	0	1.0	
Totals			2	193:55	8-25	.320	5-18	.278	5-9	.556	1	22	23	0.9	19	5	9	0	4	26	1.0

Player Averages

Games Played	Minutes/game	Points/game	FG Pct	3FG Pct	FT Pct	Rebounds/game	Assists/game	Turnovers/game	Assist/Turnover ratio	Steals/game	Blocks/game
27	7.2	1.0	32.0	27.8	55.6	0.9	0.2	0.3	0.6	0.1	0.0

HOOP SCOOPS

Favorite rapper is G Herbo

Is a 'sneaker head'

Enjoys to draw

Likes to travel the world

**CJ GETTELFINGER**

FRESHMAN | 6-4 | 186 | GUARD

Knoxville, Tenn. | Grace Christian Academy

33

////////////////////

CAREER NOTES

High School

- Finalist for Tennessee's Mr. Basketball and Knoxville Player of the Year in 2018.
- Won 2018 State Championship with Grace Christian Academy.
- Three-time all-district and two-time all-region team selection.
- 2018 all-state team selection after averaging 24 points and six assists.
- Father, Chris, played basketball at Kentucky from 1977-81 and won the 1978 National Championship

CAREER HIGHS

Points	4, 2x	12/14/19	vs Michigan St
Minutes	22	11/30/19	at Toledo
FG Made	1, 3x	12/18/19	at Syracuse
FG Attempts	4	11/30/19	at Toledo
3-Pt FG Made	1	12/18/19	at Syracuse
3-Pt FG Attempts	2, 2x	12/18/19	at Syracuse
FT Made	4	12/03/19	at Western Mich.
FT Attempts	4	12/03/19	at Western Mich.
Rebounds	5	11/18/19	Hartford
Assists	7	11/30/19	at Toledo
Blocks	1, 2x	1/11/20	at Cleveland State
Steals	2	11/18/19	Hartford

SEASON HIGHS

Points	4, 2x	12/14/19	vs Michigan St
Minutes	22	11/30/19	at Toledo
FG Made	1, 3x	12/18/19	at Syracuse
FG Attempts	4	11/30/19	at Toledo
3-Pt FG Made	1	12/18/19	at Syracuse
3-Pt FG Attempts	2, 2x	12/18/19	at Syracuse
FT Made	4	12/03/19	at Western Mich.
FT Attempts	4	12/03/19	at Western Mich.
Rebounds	5	11/18/19	Hartford
Assists	7	11/30/19	at Toledo
Blocks	1, 2x	1/11/20	at Cleveland State
Steals	2	11/18/19	Hartford

SEASON NOTES

- Tied his career-high 4 points against Michigan State on Dec. 14
- Half-court shot at Syracuse on Dec. 18 made SportCenter's Top 10, coming in at No. 2.

GAME-BY-GAME

Opponent	Date	GS	MIN	Total		3-Pointers		Free throws		Rebounds				PF	A	T/O	BLK	STL	PTS	AVG
				FG-FGA	PCT	3FG-3FGA	PCT	FT-FTA	PCT	OFF	DEF	TOT	AVG							
Goshen	11/05/2019		08:32	1-2	.500	0-0	.000	0-0	.000	0	0	0	0.0	0	2	1	0	1	2	2.0
vs UTSA	11/09/2019		05:34	0-0	.000	0-0	.000	0-0	.000	0	1	1	0.5	0	1	0	0	0	0	1.0
vs Southern Ill.	11/10/2019		00:18	0-0	.000	0-0	.000	0-0	.000	0	0	0	0.3	0	0	0	0	0	0	0.7
at Maryland	11/16/2019		05:58	1-1	1.000	0-0	.000	0-0	.000	0	0	0	0.3	2	1	1	0	0	2	1.0
Hartford	11/18/2019		06:45	0-3	.000	0-1	.000	0-0	.000	0	5	5	1.2	2	1	0	0	2	0	0.8
at Northern Ill.	11/25/2019		05:52	0-0	.000	0-0	.000	0-0	.000	0	0	0	1.0	1	0	0	0	0	0	0.7
at Toledo	11/30/2019		21:26	0-4	.000	0-2	.000	0-0	.000	0	0	0	0.9	3	7	2	0	0	0	0.6
at Western Mich.	12/03/2019		11:39	0-1	.000	0-0	.000	4-4	1.000	0	4	4	1.3	2	0	2	1	1	4	1.0
at Bowling Green	12/07/2019		04:53	0-0	.000	0-0	.000	0-0	.000	0	1	1	1.2	0	1	1	0	1	0	0.9
vs Michigan St.	12/14/2019		10:32	1-2	.500	0-1	.000	2-2	1.000	0	2	2	1.3	1	2	1	0	0	4	1.2
at Syracuse	12/18/2019		05:34	1-2	.500	1-2	.500	0-0	.000	0	0	0	1.2	1	0	1	0	0	3	1.4
Fairfield	12/21/2019		02:00	0-1	.000	0-1	.000	0-0	.000	0	0	0	1.1	0	0	0	0	0	0	1.3
Wright St.	01/03/2020		06:02	0-1	.000	0-1	.000	0-0	.000	0	0	0	1.0	0	2	1	0	0	0	1.2
Northern Ky.	01/05/2020		03:49	0-1	.000	0-0	.000	0-0	.000	1	2	3	1.1	0	1	1	0	0	0	1.1
at Cleveland St.	01/11/2020		02:00	0-0	.000	0-0	.000	0-0	.000	0	1	1	1.1	0	1	2	1	0	0	1.0
at Green Bay	01/16/2020		01:59	0-0	.000	0-0	.000	0-0	.000	0	0	0	1.1	1	0	2	0	1	0	0.9
Youngstown St.	02/15/2020		00:05	0-0	.000	0-0	.000	0-0	.000	0	0	0	1.0	0	0	0	0	0	0	0.9
at IUPUI	02/27/2020		00:02	0-0	.000	0-0	.000	0-0	.000	0	0	0	0.9	0	0	0	0	0	0	0.8
Totals		0	102:59	4-18	.222	1-8	.125	6-6	1.000	1	16	17	0.9	13	19	15	2	6	15	0.8

Player Averages

Games Played	Minutes/ game	Points/ game	FG Pct	3FG Pct	FT Pct	Rebounds/ game	Assists/ game	Turnovers/ game	Assist/Turnover ratio	Steals/ game	Blocks/ game
18	5.7	0.8	22.2	12.5	100.0	0.9	1.1	0.8	1.3	0.3	0.1

HOOP SCOOPS

Loves to fly fish in the Smoky Mountains

Favorite player is Ricky Rubio

Favorite artist is Quinn XCII



YUSUF JIHAD

FRESHMAN | 6-8 | 214 | CENTER

Farmington Hills, Mich. | North Farmington

34

////////////////////

CAREER NOTES

High School

- Detroit News All-State Third Team selection
- Detroit Free Press All-State Honorable Mention
- Top-5 North Suburb selection
- Oakland County Most Valuable Player
- Played for Greenwood Elite AAU
- Played in 2019 Mitten Classic

CAREER HIGHS

Points
Rebounds
Assists
Steals
Blocks
Minutes
FG Made
FG Att.
3-pt FG Made
3-pt FG Att.
FT Made
FT Attempts

SEASON HIGHS

Points
Rebounds
Assists
Steals
Blocks
Minutes
FG Made
FG Att.
3-pt FG Made
3-pt FG Att.
FT Made
FT Attempts

SEASON NOTES

GAME-BY-GAME

HOOP SCOOPS

Skipped the second grade

Loves to read

**JACKIE HARRIS**

FRESHMAN | 6-8 | 214 | CENTER

LAMBERTVILLE, MICH. | ST. | FRANCIS DE SALES

35

////////////////////

CAREER NOTES

High School

- Three-time all-district and two-time all-state selection
- Played on Ohio Basketball Club and All-Ohio AAU teams
- Three-time sectional champion
- Finished his high school career as the school's second-highest scorer in program history
- Poured in 42 points in a game to reach 1,000 career points
- Honor roll student

CAREER HIGHS

Points	6, 2x	12/14/19	vs Michigan St
Minutes	28	1/16/20	at Green Bay
FG Made	2, 3x	12/28/19	vs Detroit Mercy
FG Attempts	6	11/05/19	Goshen
3-Pt FG Made	2, 2x	12/14/19	vs Michigan St
3-Pt FG Attempts	6	11/05/19	Goshen
FT Made	1	11/18/19	Hartford
FT Attempts	2	11/18/19	Hartford
Rebounds	4	11/05/19	Goshen
Assists	2	12/18/19	at Syracuse
Blocks	1	11/16/19	at Maryland
Steals	1	12/28/19	vs Detroit Mercy

SEASON HIGHS

Points	6, 2x	12/14/19	vs Michigan St
Minutes	28	1/16/20	at Green Bay
FG Made	2, 3x	12/28/19	vs Detroit Mercy
FG Attempts	6	11/05/19	Goshen
3-Pt FG Made	2, 2x	12/14/19	vs Michigan St
3-Pt FG Attempts	6	11/05/19	Goshen
FT Made	1	11/18/19	Hartford
FT Attempts	2	11/18/19	Hartford
Rebounds	4	11/05/19	Goshen
Assists	2	12/18/19	at Syracuse
Blocks	1	11/16/19	at Maryland
Steals	1	12/28/19	vs Detroit Mercy

SEASON NOTES

- Recorded the first assist and steal of his collegiate career on Dec. 7 at BGSU in five minutes of action
- Tied a career-high two triples versus Michigan State on Dec. 14
- Suffered season-ending injury heading into the final weekend of the regular season

GAME-BY-GAME

Opponent	Date	GS	MIN	Total		3-Pointers		Free throws		Rebounds				PF	A	T/O	BLK	STL	PTS	AVG	
				FG-FGA	PCT	3FG-3FGA	PCT	FT-FTA	PCT	OFF	DEF	TOT	AVG								
Goshen	11/05/2019		22:27	2-6	.333	2-6	.333	0-0	.000	2	2	4	4.0	0	0	0	0	0	6	6.0	
vs Delaware	11/08/2019		13:30	0-2	.000	0-2	.000	0-0	.000	0	2	2	3.0	1	0	0	0	0	0	3.0	
vs UTSA	11/09/2019		04:57	0-2	.000	0-2	.000	0-0	.000	0	0	0	2.0	1	0	0	0	0	0	2.0	
vs Southern Ill.	11/10/2019		03:52	0-0	.000	0-0	.000	0-0	.000	0	0	0	1.5	0	0	0	0	0	0	1.5	
at Maryland	11/16/2019		15:26	2-4	.500	1-3	.333	0-0	.000	0	1	1	1.4	0	0	0	1	0	5	2.2	
Hartford	11/18/2019		09:21	1-3	.333	1-3	.333	1-2	.500	0	2	2	1.5	1	0	0	0	0	4	2.5	
at Northern Ill.	11/25/2019		08:47	0-4	.000	0-3	.000	0-0	.000	1	2	3	1.7	0	0	0	0	0	0	2.1	
at Toledo	11/30/2019		04:47	0-0	.000	0-0	.000	0-0	.000	0	0	0	1.5	0	0	0	0	0	0	1.9	
at Western Mich.	12/03/2019		05:51	1-1	1.000	0-0	.000	0-0	.000	0	1	1	1.4	0	1	0	0	0	2	1.9	
at Bowling Green	12/07/2019		03:03	0-0	.000	0-0	.000	0-0	.000	0	0	0	1.3	0	0	0	0	0	0	1.7	
vs Michigan St.	12/14/2019		08:23	2-5	.400	2-5	.400	0-0	.000	0	0	0	1.2	0	0	0	0	0	6	2.1	
at Syracuse	12/18/2019		04:24	0-1	.000	0-1	.000	0-0	.000	1	1	2	1.3	0	2	0	0	0	0	1.9	
Fairfield	12/21/2019		11:00	1-2	.500	1-2	.500	0-0	.000	0	0	0	1.2	0	0	1	0	0	3	2.0	
Detroit Mercy	12/28/2019		05:09	2-3	.667	1-1	1.000	0-0	.000	0	0	0	1.1	2	0	0	0	0	5	2.2	
Wright St.	01/03/2020		08:09	0-2	.000	0-2	.000	0-0	.000	0	1	1	1.1	0	1	0	0	0	0	2.1	
Northern Ky.	01/05/2020		03:38	0-0	.000	0-0	.000	0-0	.000	0	0	0	1.0	0	0	0	0	0	0	1.9	
at Youngstown St.	01/09/2020		04:53	1-4	.250	0-2	.000	0-0	.000	1	0	1	1.0	0	0	0	0	0	2	1.9	
at Cleveland St.	01/11/2020		03:00	0-0	.000	0-0	.000	0-0	.000	0	0	0	0.9	0	0	0	0	0	0	1.8	
at Green Bay	01/16/2020		28:05	0-1	.000	0-1	.000	0-0	.000	0	0	0	0.9	0	0	0	0	0	0	1.7	
UIC	01/23/2020		05:21	1-1	1.000	1-1	1.000	0-0	.000	0	0	0	0.9	0	0	0	0	0	3	1.8	
at Detroit Mercy	01/31/2020		02:44	0-0	.000	0-0	.000	0-0	.000	0	0	0	0.8	1	0	0	0	0	0	1.7	
at Northern Ky.	02/06/2020		01:40	0-0	.000	0-0	.000	0-0	.000	0	0	0	0.8	0	0	1	0	0	0	1.6	
at Wright St.	02/08/2020		02:00	0-0	.000	0-0	.000	0-0	.000	0	1	1	0.8	0	0	0	0	0	0	1.6	
Cleveland St.	02/13/2020		01:48	0-0	.000	0-0	.000	0-0	.000	0	0	0	0.8	0	0	0	0	0	0	1.5	
Milwaukee	02/21/2020		02:26	0-0	.000	0-0	.000	0-0	.000	0	0	0	0.7	0	0	0	0	0	0	1.4	
Green Bay	02/23/2020		00:39	0-0	.000	0-0	.000	0-0	.000	0	0	0	0.7	0	0	0	0	0	0	1.4	
Totals			0	185:20	13-41	.317	9-34	.265	1-2	.500	5	13	18	0.7	6	4	2	1	0	36	1.4

Player Averages

Games Played	Minutes/game	Points/game	FG Pct	3FG Pct	FT Pct	Rebounds/game	Assists/game	Turnovers/game	Assist/Turnover ratio	Steals/game	Blocks/game
26	7.1	1.4	31.7	26.5	50.0	0.7	0.2	0.1	2.0	0.0	0.0

HOOP SCOOPS

Favorite player is Kevin Durant

Loves R&B music

Has a jersey collection of his favorite 15 players

Gm 1 vs Goshen

Official Basketball Box Score -- Game Totals -- Final Statistics
Goshen vs Oakland
11/05/19 7:00 pm at**Goshen 66 • 0-1**

#	Player	Total		3-Ptr		Rebounds		PF	TP	A	TO	Blk	Stl	Min
		FG-FGA	FG-FGA	FT-FTA	Off Def Tot									
02	Shedrick Porter Jr.	* 1-6	1-3	0-0	0 2 2	1	3	1	0	0	18			
13	Tahj Curry	* 4-7	0-2	0-0	0 2 2	1	8	4	3	1	23			
21	Austin Branaqan	* 3-6	0-3	1-2	3 0 3	2	7	0	0	0	22			
22	Michael Bowers	* 2-8	1-5	0-0	1 1 2	3	5	1	3	0	1	23		
31	Ben Cotton	* 0-4	0-4	0-0	0 1 1	3	0	2	0	0	1	22		
05	Trevor Franklin	5-10	5-10	0-0	0 0 0	1	15	0	2	0	0	0	16	
11	Colin Flowers	1-2	1-2	0-0	0 0 0	2	3	1	2	0	0	11		
15	Robert Sanders	0-2	0-0	0-0	4 0 4	0	0	1	4	0	1	10		
20	Phillip Hughes	0-0	0-0	0-0	0 1 1	1	0	0	0	2	0	10		
23	Kedrick Bibby	1-2	0-0	0-0	0 1 1	2	2	1	0	0	0	5		
24	Grant Monix	1-4	1-4	0-0	0 2 2	3	3	1	2	0	0	14		
30	Braden Kingery	1-2	1-2	0-0	0 2 2	0	3	1	0	0	0	5		
33	Landon Newnum	4-6	4-6	2-2	1 2 3	0	13	4	3	0	1	15		
42	Colton Noel	1-3	0-0	1-2	0 0 0	2	3	0	0	0	0	9		
44	Tanner Camp	0-0	0-0	0-0	0 2 2	1	0	0	0	0	0	8		
Team					1 0 1									
Totals		24-62	14-41	4-6	10 16 26	23	66	17	20	3	7	200		
FG % 1st Half: 10-31 32.3%		2nd half: 14-31 45.2%	Game: 24-62 38.7%		Deadball Rebounds									
3FG % 1st Half: 3-17 17.6%		2nd half: 11-24 45.8%	Game: 14-41 34.1%		1									
FT % 1st Half: 2-4 50.0%		2nd half: 2-2 100.0%	Game: 4-6 66.7%											

Oakland 94 • 1-0,0-0 Horizon

#	Player	Total		3-Ptr		Rebounds		PF	TP	A	TO	Blk	Stl	Min
		FG-FGA	FG-FGA	FT-FTA	Off Def Tot									
04	Daniel Oladapo	f 6-10	0-0	9-14	7 5 12	0	21	5	1	0	1	28		
14	Xavier Hill-Mais	f 6-11	0-2	3-4	1 7 8	1	15	2	3	2	3	28		
13	Brad Brechtling	c 8-8	0-0	5-7	1 3 4	2	21	2	2	0	1	20		
02	Tray Maddox Jr.	g 0-0	0-0	0-0	1 1 1	0	0	1	1	0	0	10		
15	Kevin Kangu	g 5-11	2-5	1-2	1 2 3	0	13	4	3	0	1	16		
05	Emmanuel Newsome	0-3	0-1	2-2	0 1 1	1	2	1	1	0	0	6		
11	Blake Lampman	3-3	3-3	1-1	0 0 0	0	10	3	0	0	1	16		
20	Babatunde Sowunmi	2-5	0-0	0-0	3 2 5	1	4	0	2	0	0	10		
21	Madison Monroe	0-1	0-0	0-0	1 0 1	4	0	0	1	0	1	12		
24	Kenny Pittman Jr.	0-4	0-2	0-2	0 2 2	1	0	0	0	0	0	13		
33	Christopher Gettelfi	1-2	0-0	0-0	0 0 0	0	2	2	1	0	1	8		
35	Jackie Harris	2-6	2-6	0-0	2 2 4	0	6	0	0	0	0	23		
Team					3 4 7									
Totals		33-64	7-19	21-32	19 29 48	10	94	20	15	2	9	200		
FG % 1st Half: 14-32 43.8%		2nd half: 19-32 59.4%	Game: 33-64 51.6%		Deadball Rebounds									
3FG % 1st Half: 3-12 25.0%		2nd half: 4-7 57.1%	Game: 7-19 36.8%		7									
FT % 1st Half: 10-15 66.7%		2nd half: 11-17 64.7%	Game: 21-32 65.6%											

Officials: Dave Cronin, Luke Schumacher, Jon Campbell
 Technical fouls: Goshen-None. Oakland-None.
 Attendance: 2554
 2019-20 Men's Basketball. Round: 0. Goshen vs Oakland. Played at Athletics Cen

Score by periods	1st	2nd	Total
Goshen	25	41	66
Oakland	41	53	94

Points	In	Off	2nd	Fast
GOSHEN	Paint	T/O	Chance	Break
OAK	20	10	8	22
	46	25	15	24

Last FG - GOSHEN 2nd-00:39, OAK 2nd-02:23.
 Largest lead - GOSHEN by 3 1st-16:41, OAK by 40 2nd-09:06.
 GOSHEN led for 03:44, OAK led for 36:08, Game was tied for 00:08.

Score tied - 1 time.
 Lead changed - 5 times.

Gm 3 vs UTSA

Official Basketball Box Score -- Game Totals -- Final Statistics
UTSA vs Oakland
11/09/19 4:30 pm at**UTSA 62 • 0-3,0-0 C-USA**

#	Player	Total		3-Ptr		Rebounds		PF	TP	A	TO	Blk	Stl	Min
		FG-FGA	FG-FGA	FT-FTA	Off Def Tot									
03	Byron Frohnen	f 1-2	0-0	0-0	1 2 3	5	2	1	3	0	1	17		
23	Atem Bior	f 3-4	0-0	0-0	2 3 5	4	6	1	1	0	1	25		
44	Luka Barisic	f 4-12	3-8	0-0	0 5 5	3	11	2	0	0	0	27		
22	Keaton Wallace	g 3-17	2-10	2-2	1 2 3	3	10	1	3	0	1	36		
31	Jhivvan Jackson	g 7-18	2-7	5-6	2 3 5	4	21	2	1	0	0	36		
05	Makani Whiteside	0-0	0-0	2-2	0 0 0	1	2	0	0	0	0	7		
10	Erik Czumbel	0-1	0-1	0-0	0 0 0	1	0	1	0	0	0	2		
11	Adokiyi Iyaye	0-1	0-1	0-0	0 0 0	1	0	0	0	0	0	5		
12	Phoenix Ford	0-0	0-0	1-2	3 1 1	1	1	0	2	0	0	35		
14	Knox Hellums	1-4	1-3	1-2	0 0 0	0	4	1	0	0	1	22		
24	Jacob Germany	2-3	0-0	1-1	0 2 2	1	5	0	1	0	0	10		
25	Adrian Rodriguez	0-0	0-0	0-0	1 2 3	2	0	1	0	1	0	10		
Team					5 1 6									
Totals		21-62	8-30	12-15	12 21 33	26	62	10	11	1	4	200		
FG % 1st Half: 14-30 46.7%		2nd half: 7-32 21.9%	Game: 21-62 33.9%		Deadball Rebounds									
3FG % 1st Half: 7-14 50.0%		2nd half: 1-16 6.3%	Game: 8-30 26.7%		2									
FT % 1st Half: 1-2 50.0%		2nd half: 11-13 84.6%	Game: 12-15 80.0%											

Oakland 75 • 2-1,0-0 Horizon

#	Player	Total		3-Ptr		Rebounds		PF	TP	A	TO	Blk	Stl	Min
		FG-FGA	FG-FGA	FT-FTA	Off Def Tot									
04	Daniel Oladapo	f 2-6	0-0	1-2	2 2 4	1	5	0	2	0	1	28		
14	Xavier Hill-Mais	f 7-14	3-5	4-6	3 9 12	3	19	4	2	1	1	35		
13	Brad Brechtling	c 1-2	0-0	0-0	0 6 6	3	4	0	1	0	1	22		
02	Tray Maddox Jr.	g 4-10	1-5	7-9	0 3 3	4	16	5	1	0	1	40		
15	Kevin Kangu	g 4-9	3-5	9-10	1 2 3	3	20	2	5	0	0	38		
05	Emmanuel Newsome	0-1	0-0	0-0	0 0 0	1	0	0	0	0	0	2		
11	Blake Lampman	3-4	3-4	0-0	0 2 2	4	9	1	1	0	0	18		
20	Babatunde Sowunmi	0-0	0-0	0-0	1 0 1	0	0	0	0	0	0	3		
21	Madison Monroe	0-0	0-0	0-0	0 0 0	0	0	0	0	0	0	04		
24	Kenny Pittman Jr.	0-0	0-0	2-2	0 1 1	0	2	0	0	0	0	3		
33	Christopher Gettelfi	0-0	0-0	0-0	0 1 1	0	0	1	0	0	0	6		
35	Jackie Harris	0-2	0-2	0-0	0 0 0	1	0	0	0	0	0	5		
Team					3 4 7									
Totals		21-48	8-19	25-31	10 30 40	20	75	13	14	1	3	200		
FG % 1st Half: 11-31 35.5%		2nd half: 10-17 58.8%	Game: 21-48 43.8%		Deadball Rebounds									
3FG % 1st Half: 6-15 40.0%		2nd half: 2-4 50.0%	Game: 8-19 42.1%		2									
FT % 1st Half: 5-6 83.3%		2nd half: 20-25 80.0%	Game: 25-31 80.6%											

Officials: Chad Barlow, Tim Smith, John Floyd
 Technical fouls: UTSA-TEAM, Oakland-None.
 Attendance: 564
 2019-20 Men's Basketball. Round: 0. Oakland vs UTSA. Played at Silver Spurs Ar

Score by periods	1st	2nd	Total
UTSA	36	26	62
Oakland	33	42	75

Points	In	Off	2nd	Fast
UTSA	Paint	T/O	Chance	Break
OAK	16	9	15	7
	20	10	4	12

Last FG - UTSA 2nd-00:03, OAK 2nd-02:49.
 Largest lead - UTSA by 9 1st-02:56, OAK by 18 2nd-02:21.
 UTSA led for 16:38, OAK led for 19:57, Game was tied for 03:25.

Score tied - 4 times.
 Lead changed - 7 times.

Gm 2 vs Delaware

Official Basketball Box Score -- Game Totals -- Final Statistics
Oakland vs Delaware
11/08/19 5:00 pm at**Oakland 53 • 1-1,0-0 Horizon**

#	Player	Total		3-Ptr		Rebounds		PF
---	--------	-------	--	-------	--	----------	--	----



GAME 31 at UIC

Gm 5 at #7 Maryland



Official Basketball Box Score - Game Totals - Final Statistics

Oakland vs Maryland
11/16/19 12:00 pm at



Oakland 50 • 3-2,0-0 Horizon

#	Player	Total		3-Ptr		Rebounds		PF	TP	A	TO	Blk	Stl	Min
		FG	FGA	FT	FTA	Off	Def							
04	Daniel Oladapo	1-3	0-0	1-7	3 3	6	0	3	2	2	0	0	0	28
14	Xavier Hill-Mais	6-12	3-6	3-4	1 3	4	18	2	5	1	1	1	1	31
13	Brad Brechtling	3-10	0-2	0-2	2 4	6	2	6	1	3	0	2	2	24
02	Tray Maddox Jr.	2-7	1-5	0-0	0 2	2	1	5	0	0	0	1	1	24
15	Kevin Kangu	1-6	0-2	0-0	0 0	0	1	2	4	4	0	4	0	28
05	Emmanuel Newsome	0-1	0-0	2-2	0 2	2	0	2	1	0	0	0	0	6
11	Blake Lampman	1-2	1-2	0-0	0 2	2	1	3	0	1	0	0	0	12
20	Babatunde Sowunmi	0-1	0-0	0-0	0 1	1	0	1	0	0	0	0	0	8
21	Madison Monroe	2-4	0-0	0-0	0 2	2	1	4	0	0	0	0	0	9
24	Kenny Pittman Jr.	0-1	0-1	0-0	0 1	1	2	0	2	0	0	0	0	8
33	Christopher Gettelfi	1-1	0-0	0-0	0 0	0	2	2	1	1	0	0	0	6
35	Jackie Harris	2-4	1-3	0-0	0 1	1	0	5	0	0	1	0	0	16
Team														Deadball Rebounds 2
Totals		19-52	6-21	6-15	9 21	30	15	50	11	19	2	8	200	

FG % 1st Half: 10-27 37.0% 2nd half: 9-25 36.0% Game: 19-52 36.5%
3FG % 1st Half: 1-9 11.1% 2nd half: 5-12 41.7% Game: 6-21 28.6%
FT % 1st Half: 1-7 14.3% 2nd half: 5-8 62.5% Game: 6-15 40.0%

Maryland 80 • 3-0,0-0 Big Ten

#	Player	Total		3-Ptr		Rebounds			PF	TP	A	TO	Blk	Stl	Min
		FG	FGA	FT	FTA	Off	Def	Total							
21	Makhi Mitchell	f	1-2	0-0	1-3	0	1	1	3	3	0	0	0	0	7
25	Jalen Smith	f	4-7	0-1	0-0	4	3	7	1	8	0	1	3	3	26
01	Anthony Cowan	g	3-6	2-4	3-4	0	6	6	1	11	7	3	0	0	24
02	Aaron Wiggins	g	4-9	2-7	0-0	0	2	2	0	10	1	2	0	3	20
11	Darryl Morsell	g	6-8	2-2	0-0	1	6	7	1	14	1	1	1	2	21
00	Joshua Tomaic		1-2	0-1	0-0	0	1	1	0	2	0	0	1	0	6
04	Ricky Lindo Jr.		2-2	0-0	1-2	1	1	2	4	5	0	0	0	0	9
05	Eric Ayala		3-7	0-3	0-0	0	0	0	1	6	5	4	0	0	20
10	Serrell Smith Jr.		0-3	0-3	0-0	0	2	2	2	0	2	1	0	0	11
12	Reese Mona		2-2	1-1	0-0	0	1	1	1	5	0	0	1	0	6
13	Hakim Hart		1-3	0-1	5-6	0	1	1	1	7	3	0	0	0	12
14	Will Clark		1-1	0-0	0-0	0	1	1	0	2	0	0	0	0	3
20	Travis Valmon		0-1	0-0	0-0	0	0	0	0	0	0	0	0	0	3
22	Makheil Mitchell		1-1	0-0	2-2	0	4	4	0	4	0	0	0	1	16
24	Donta Scott		1-3	1-3	0-0	2	2	4	2	3	0	1	0	1	16
Team															
Totals			30-57	8-26	12-17	9	31	40	17	80	19	13	6	10	200

FG % 1st Half: 13-26 50.0% 2nd half: 17-31 54.8% Game: 30-57 52.6%
3FG % 1st Half: 4-13 30.8% 2nd half: 4-13 30.8% Game: 8-26 30.8%
FT % 1st Half: 5-6 83.3% 2nd half: 7-11 63.6% Game: 12-17 70.6%

Officials: Paul Szelc, Kelly Pfiffer, Brian McNutt
Technical fouls: Oakland-None. Maryland-None.
Attendance: 12989
2019-20 Men's Basketball. Round: 0. Maryland vs Oakland. Played at XFINITY Cen

Score by periods	1st	2nd	Total
Oakland	22	28	50
Maryland	35	45	80

Points	In	Off	2nd	Fast	Bench
OAK	22	15	4	4	14
MD	36	25	13	30	34

Last FG - OAK 2nd-01:02, MD 2nd-00:31.
Largest lead - OAK by 4 1st-10:24, MD by 35 2nd-03:40.
Oak led for 03:23, MD led for 35:10. Game was tied for 01:27.
Score tied - 2 times.
Lead changed - 6 times.

Gm 7 at Northern Illinois

Official Basketball Box Score - Final
Oakland at Northern Illinois
11/29/19 NIU Convocation Center, DeKalb, Ill.
6:29:20 Men's Basketball

Game Time: 7:00 PM
Game Duration: 1:42
Attendance: 793

Officials: Tim Swann, Steve Horvack, John Hampton

Oakland - 50 Record: 4-3

NO.	Name	Min	FG		3P	FT	Reb		OR	DR	PF	TP	AS	TO	ST	Blks	+/-	Shooting By Period	
			M/A	M/A	M/A	OR	DR	TOT										1st	2nd
4	Daniel Oladapo	F	30:56	4-7	0-0	5-6	3	3	6	1	4	13	0	3	0	0	-22	1st	FG%: 11-28 39.3%
14	Xavier Hill-Mais	F	34:03	5-10	1-3	2-2	1	7	8	2	1	13	1	2	0	0	-22	2nd	FG%: 2-11 18.2%
13	Brad Brechtling	G	15:50	1-4	0-0	1-2	2	3	5	3	5	3	1	2	0	2	-8	FT%	5-6 83.3%
15	Kevin Kangu	G	28:37	0-8	0-4	2-2	0	6	6	0	2	2	2	3	0	0	-19	2nd	FG%: 4-22 18.2%
24	Kenny Pittman Jr.	G	11:26	1-2	1-2	0-0	0	1	1	0	0	3	0	1	1	0	-7	3PT%	1-10 10.0%
20	Babatunde Sowunmi	G	08:37	0-2	0-0	0-0	0	0	0	0	0	0	2	0	0	0	-3	FT%	12-14 85.7%
2	Tray Maddox Jr.	G	31:42	3-7	0-3	5-6	1	3	4	2	3	11	1	1	0	0	-17	GM FG%	15-50 30.0%
11	Blake Lampman	G	18:34	1-5	1-5	0-0	0	1	1	1	2	3	1	0	1	0	-11	3PT%	3-21 14.3%
33	Christopher Gettelfi	G	05:52	0-0	0-0	0-0	0	0	0	0	0	0	0	0	0	0	-4	FT%	17-20 85.0%
35	Jackie Harris	G	08:47	0-4	0-3	0-0	1	2	3	0	0	0	0	0	0	0	-6	Dead Ball Rebounds: 0	
5	Emmanuel Newsome	G	05:31	0-1	0-1	2-2	0	0	0	0	0	1	2	0	0	0	-1		
Team																			
Totals																			
			15-50		3-21		10		28		37		10		18		50		
			6		13		5		2		0		2		4				

Technical Fouls: Hill-Mais 2nd 8:19

Northern Illinois - 74 Record: 6-2

NO.	Name	Min	FG		3P	Reb		FT	Fouls	TP	AS	TO	ST	Blocks		+/-	Shooting By Period	
			M	A	M	A	OR	DR						TOT	B			BA
4	Lacey James	F	24:28	2-9	1-2	0-2	4	9	13	4	5	0	1	1	0	1	17	1st FG%: 15-27 46.1%
11	Noah McCarthy	F	26:45	3-6	1-1	0-2	1	6	7	1	7	2	0	0	0	0	14	2nd FG%: 17-33 51.5%
1	Trendon Hankerson	G	27:39	5-7	4-5	0-0	2	2	1	14	4	0	1	0	0	20	3PT%: 6-12 50.0%	
2	Gaige Dawg	G	15:33	2-3	1-4	0-0	1	1	3	0	5	0	1	0	0	0	9	FT%: 0-3 0%
10	Eugene German	G	30:17	9-14	3-5	0-0	2	2	2	21	3	3	0	0	0	24	GM FG%: 30-60 50.0%	
24	Darius Beane	F	19:49	2-4	0-1	0-1	0	4	4	0	2	2	1	0	0	14	3PT%: 13-24 54.2%	
25	Nathan Scott	F	11:05	2-5	1-3	0-0	0	2	3	0	5	0	1	0	1	9	FT%: 1-7 14.3%	
0	Chris Johnson	G	08:23	0-0	0-0	0-0	0	0	3	1	0	1	0	1	0	1	Dead Ball Rebounds: 2	
5	Zaire Mason	G	10:28	2-5	2-4	0-0	2	2	0	6	2	0	0	0	0	2		
23	Tyler Cochran	F	16:14	2-5	0-1	1-2	0	1	0	5	1	0	0	0	0	12		
32	Keenon Cole	F	08:19	1-2	0-1	0-0	0	0	2	0	2	0	0	0	0	7		
Team																		
Totals																		

Technical Fouls: James 2nd 8:19

Biggest lead		OAK	NIU
		2 (1st 15:16)	26 (2nd 4:17)
Best Scoring Run		6 (1st 8:11)	9 (2nd 15:20)
Lead Changes		6	
Times Tied		1	
Time with Lead		01:35	37:42

Points from		OAK	NIU
		Turnovers	5 24
		Paint	24 30
Second Chance		7 4	OAK 29 21 50
Fast Breaks		7 15	
Bench		16 22	NIU 34 40 74

Gm 6 vs Hartford



Official Basketball Box Score - Game Totals - Final Statistics

Hartford vs Oakland
11/18/19 7:00 pm at



Hartford 50 • 3-2,0-0 America

#	Player		Total		3-Ptr		Rebounds		PF	TP	A	To	Blk	Stl	Min
			FG	FGA	FT	FTA	Off	Def							
00	Hunter Marks	f	5-11	1-6	0-2	1	12	13	1	11	3	4	1	0	40
12	Miroslav Staf	f	4-10	0-0	1-2	3	0	3	2	9	0	4	0	0	28
03	Romain Boxus	g	1-5	1-5	2-2	0	0	0	3	5	2	1	0	2	27
04	Moses Flowers	g	2-6	2-4	1-2	0	2	2	5	7	2	2	0	2	19
25	Traci Carter	g	2-10	1-1	0-0	0	1	1	4	5	4	0	0	6	34
02	D.J. Mitchell		4-10	3-7	0-0	0	3	3	4	11	1	1	0	1	29
10	Nikola Colovic		0-0	0-0	0-0	0	0	0	1	0	0	0	0	0	5
11	PJ Henry		1-5	0-0	0-0	0	0	0	3	2	1	0	0	1	14
23	Michael Dunne		0-1	0-1	0-0	0	1	1	2	0	0	1	0	0	3
33	Key Sullivan		0-0	0-0	0-0	0	0	0	0	0	0	0	0	0	1
	Team					2	4	6							
	Totals		19-58	8-24	4-8	6	23	29	25	50	13	13	1	12	200

Gm 9 at Western Michigan



Official Basketball Box Score - Game Totals - Final Statistics
Oakland vs Western Mich.
12/03/19 7:00 pm at



Oakland 72 • 5-4,0-0 Horizon

#	Player	Total	FG	FGA	3-PT	3-PTA	FT	FTA	Rebounds	PF	TP	A	T	Bk	St	Min
04	Daniel Oladapo	4-8	0-1	3-4	1	5	6	2	11	2	2	1	1	35		
14	Xavier Hill-Mais	11-13	0-1	4-5	2	7	9	4	26	4	2	0	0	34		
13	Brad Brechtling	1-3	0-0	2-3	1	1	2	3	4	0	1	0	0	16		
02	Tray Maddox Jr.	3-9	2-4	1-1	0	3	3	0	8	0	1	0	0	28		
09	Kevin Kangu	1-3	0-1	5-6	1	4	5	0	7	1	2	0	0	24		
09	Emmanuel Newsome	0-0	0-0	0-1	0	2	2	1	0	0	0	0	0	8		
11	Blake Lampman	4-8	2-6	0-0	0	2	2	4	10	1	0	0	1	38		
20	Babatunde Sowunmi	0-0	0-0	0-0	0	0	0	1	0	0	0	0	0	0+		
33	Christopher Gettelfi	0-1	0-0	4-4	0	4	4	2	4	0	2	1	1	11		
35	Jackie Harris	1-1	0-0	0-0	0	1	1	0	2	1	0	0	0	6		
	Team															
	Totals	25-46	4-13	18-24	6	30	36	17	72	9	10	2	3	200		

FG % 1st Half: 15-24 62.5% 2nd half: 10-22 45.3% Game: 25-46 54.3%
3FG % 1st Half: 2-4 50.0% 2nd half: 2-9 22.2% Game: 4-13 30.8%
FT % 1st Half: 4-5 80.0% 2nd half: 14-19 73.7% Game: 18-24 75.0%

Western Mich. 62 • 4-5,0-0 MAC

#	Player	Total	FG	FGA	3-PT	3-PTA	FT	FTA	Rebounds	PF	TP	A	T	Bk	St	Min
36	Brandon Johnson	7-14	4-8	0-0	0-0	0-0	2	2	4	18	2	0	1	0	37	
22	Titus Wright	0-0	0-0	0-0	0-0	0-0	2	2	3	0	1	0	0	13		
03	B. Artis White	1-7	1-5	0-0	0	1	1	1	3	0	0	0	1	14		
12	Michael Flowers	3-11	1-7	0-0	5	2	2	4	12	4	2	0	1	33		
30	Tyson Whitens	1-4	1-2	0-2	3	0	3	3	3	7	0	0	3	71		
01	Chase Barrs	2-3	0-0	2-2	1	3	4	2	6	1	2	0	0	13		
04	Jared Printy	3-6	3-6	1-1	0	0	1	1	10	1	1	0	0	21		
11	Rafael Cruz Jr.	2-11	0-9	2-2	0	2	2	4	8	1	2	1	2	25		
15	Patrick Emilian	1-3	0-2	0-0	1	0	1	0	2	0	0	0	1	5		
20	William Boyer-Richer	0-2	0-0	0-0	0	0	0	1	0	0	0	0	0	14		
24	Adida Ikongshul	0-0	0-0	0-1	0	0	0	0	0	0	0	0	0	4		
	Team															
	Totals	20-61	8-35	14-21	15	19	34	21	62	11	5	1	8	200		

FG % 1st Half: 12-35 34.3% 2nd half: 8-26 30.8% Game: 20-61 32.8%
3FG % 1st Half: 3-16 18.8% 2nd half: 5-19 26.3% Game: 8-35 22.9%
FT % 1st Half: 3-5 60.0% 2nd half: 11-16 68.8% Game: 14-21 66.7%

Officials: Brad Clausen, Jim Schipper, Frank Spencer

Technical fouls: Oakland-None, Western Mich.-None.

Attendance: 2114

2019-20 Men's Basketball, Round: O. Oakland vs Western Mich., Played at Reed F

Score by periods	1st	2nd	Total
Oakland	36	36	72
Western Mich.	30	32	62

Lead: OAK 2nd-00:00, WMU 2nd-00:00.
Largest lead - OAK by 30 1st-03:36, WMU by 3 1st-18:36.

OAK led for 35:44, WMU led for 02:45. Game was tied for 01:24.

Score tied - 9 times.

Lead changed - 3 times.

Gm 11 vs #16 Michigan State



Official Basketball Box Score - Final
Oakland vs Michigan State
12/04/19 7:00 pm at Oakland
ESPN2 Sports Illustrated

Game Time 120 AM
Game Duration 128
Attendance 18,146

Officials: Larry Swartz, DJ Castaneda, Rob Hing

Michigan, MSU - 78

Records: 7-9

#	Player	Total	FG	FGA	3-PT	3-PTA	FT	FTA	Rebounds	PF	TP	A	T	Bk	St	Min
11	Aaron Henry	25-58	4-9	2-5	0-0	2	2	1	10	6	4	1	1	0	22	
23	Xavier Tillman	32-13	4-4	0-0	1-5	4	9	13	2	4	9	3	2	1	2	25
30	Marcus Bingham Jr.	13-11	2-3	1-1	0-0	4	4	0	0	5	0	2	1	0	0	22
44	Gabe Brown	27-10	3-8	0-5	3-3	0	6	6	0	1	9	1	0	0	0	22
5	Cassius Winston	28-45	3-13	1-9	2-2	0	0	1	1	9	4	3	0	0	0	15
25	Malik Hall	07-54	1-1	0-0	0-0	2	2	2	0	2	1	2	0	0	0	4
0	Kyle Ahrens	18-08	2-6	1-4	0-0	2	3	5	0	2	5	0	3	0	0	13
15	Thomas Kithier	08-42	4-4	0-0	0-0	2	4	3	1	8	1	0	0	0	0	11
3	Foster Loyer	11-48	1-4	1-4	4-4	0	1	1	2	1	7	2	0	0	0	3
41	Conner George	09-11	1-3	1-3	0-0	1	4	5	3	0	3	0	0	0	0	2
14	Julius Marble	06-49	0-0	0-0	0-0	1	1	0	0	2	0	0	0	0	0	0
14	Brook Washington	03-32	0-1	0-1	2-2	1	0	1	1	2	1	1	0	0	0	1
10	Jack Holberg	02-49	1-1	0-0	1-2	0	0	0	0	1	3	0	0	0	0	4
13	Steven Izzo	01-55	0-1	0-1	0-0	0	3	3	0	0	0	0	0	0	0	1
40	Braden Burke	01-55	0-0	0-0	0-0	0	0	0	0	0	0	0	0	0	0	1
	Team															
	Totals	26-58	7-33	13-18	13	41	54	14	13	72	21	17	2	5	0	23

Technical Fouls: NONE

Shooting By Period

#	Player	1st	2nd	3rd	4th	Total
11	Aaron Henry	4-9	0-0	0-0	0-0	4-9
23	Xavier Tillman	4-4	0-0	0-0	0-0	4-4
30	Marcus Bingham Jr.	2-3	1-1	0-0	0-0	3-4
44	Gabe Brown	3-8	0-5	3-3	0-0	6-6
5	Cassius Winston	3-13	1-9	2-2	0-0	6-24
25	Malik Hall	1-1	0-0	0-0	0-0	1-1
0	Kyle Ahrens	2-6	1-4	0-0	2-3	5-13
15	Thomas Kithier	4-4	0-0	0-0	2-4	6-8
3	Foster Loyer	1-4	1-4	4-4	0-1	10-13
41	Conner George	1-3	1-3	0-0	1-4	3-10
14	Julius Marble	0-0	0-0	0-0	1-1	1-2
14	Brook Washington	0-1	0-1	2-2	1-0	3-4
10	Jack Holberg	1-1	0-0	1-2	0-0	2-3
13	Steven Izzo	0-1	0-1	0-0	0-3	1-4
40	Braden Burke	0-0	0-0	0-0	0-0	0-0
	Team	4-4	8	0	2	14
	Totals	17-65	7-22	8-12	10	35

Technical Fouls: Team 2nd-02:21

MSU	OAK
Biggest lead	28 (2nd 7:41) 2 (1st 18:26)
Best Shooting Run	12 (1st 8:14) 5 (2nd 4:46)
Lead Changes	2
Time Tied	5
Time with Lead	35:28 00:29

Game Notes: #1 second half, Range Team

Gm 10 at Bowling Green



Official Basketball Box Score - Game Totals - Final Statistics
Oakland vs Bowling Green
12/07/19 4:00 pm at



Oakland 65 • 5-5,0-0 Horizon

#	Player	Total	FG	FGA	3-PT	3-PTA	FT	FTA	Rebounds	PF	TP	A	T	Bk	St	Min
14	Xavier Hill-Mais	8-13	1-4	5-7	2	10	12	4	22	1	3	0	1	35		
13	Brad Brechtling	2-4	0-0	0-0	2	3	5	4	4	1	2	0	0	17		
02	Tray Maddox Jr.	6-12	3-7	4-4	2	3	5	2	19	2	5	1	1	37		
11	Blake Lampman	2-8	1-7	1-3	0	5	5	1	6	0	0	0	0	36		
15	Kevin Kangu	2-6	1-2	0-1	0	5	5	2	5	7	2	0	0	35		
04	Daniel Oladapo	3-7	0-0	3-4	1	2	3	4	9	1	2	1	0	31		
24	Kenny Pittman Jr.	0-0	0-0	0-0	0	0	0	0	0	0	0	0	0	1		
33	Christopher Gettelfi	0-0	0-0	0-0	0	1	1	0	0	1	1	0	0	5		
35	Jackie Harris	0-0	0-0	0-0	0	0	0	0	0	0	0	0	0	3		
	Team															
	Totals	23-50	6-20	13-19	8	29	37	17	65	13	15	2	3	200		

FG % 1st Half: 10-25 40.0% 2nd half: 13-25 52.0% Game: 23-50 46.0%
3FG % 1st Half: 3-10 30.0% 2nd half: 3-10 30.0% Game: 6-20 30.0%
FT % 1st Half: 7-11 63.6% 2nd half: 6-8 75.0% Game: 13-19 68.4%

Bowling Green 68 • 7-2,0-0 MAC

#	Player	Total	FG	FGA	3-PT	3-PTA	FT	FTA	Rebounds	PF	TP	A	T	Bk	St	Min
11	Trey Diggs	3-8	2-5	0-0	0	0	0	3	8	0	0	0	0	1	22	
25	Daegwon Plowden	9-13	3-4	2-2	3	7	10	0	23	0	1	0	2	26		
02	Taylor Mattos	5-6	0-0	2-3	1	8	9	4	12	0	1	2	1	26		
03	Caleb Fields	2-5	2-4	0-0	0	1	1	1	6	2	1	0	2	29		
06	Dylan Frye	4-14	1-8	1-2	0	1	1	2	10	7	1	0	0	33		
00	Michael Lester	0-3	0-1	6-7	1	1	2	1	6	2	0	0	0	20		
04	Davin Zeigler	0-1	0-0	1-2	0	0	0	0	1	1	0	0	0	6		
13	Chandler Turner	0-3	0-1	0-0	0	1	1	0	0	0	0	0	0	9		
22	Markon Sierra	1-3	0-1	0-0	1	4	5	3	2	0	1	0	1	15		
35	Dylan Swingle	0-1	0-0	0-0	0	1	1	2	0	0	0	0	0	4		
	Team															
	Totals	24-57	8-24	12-16	6	24	30	17	68	12	5	2	9	200		

FG % 1st Half: 16-27 59.3% 2nd half: 8-30 26.7% Game: 24-57 42.1%
3FG % 1st Half: 3-11 27.3% 2nd half: 3-13 23.1% Game: 6-24 25.0%
FT % 1st Half: 2-4 50.0% 2nd half: 10-12 83.3% Game: 12-16 75.0%

Officials: Edwin Young, Bobby Daw, Lewis Garrison

Technical fouls: Oakland-None, Bowling Green-None.

Attendance: 2124

2019-20 Men's Basketball, Round: O. Bowling Green vs Oakland, Played at Stroh

Score by periods	1st	2nd	Total
Oakland	30	35	65
Bowling Green	39	29	68

Lead: OAK 2nd-00:00, BGSU 2nd-00:55.
Largest lead - OAK by 4 2nd-01:41, BGSU by 13 1st-03:16.

OAK led for 05:49, BGSU led for 32:36. Game was tied for 01:55.

Score tied - 8 times.



GAME 31 at UIC

Gm 13 vs Fairfield

Date: 12/21/19
Time: 2 p.m.
Attendance: 2788
Site: Rochester, Mich. (Blacktop at the O'rena)
Referees: Scott Sivilie, Andy O'Brien, Michael Griffith

Fairfield 61

#	Player	GS	MIN	FG	3PT	FT	ORB-DRB	REB	PF	A	TO	BLK	STL	PTS
24	Cruz, Jesus	*	40	11-25	0-3	1-2	2-3	5	4	1	4	0	5	23
02	Benning, Taj	*	41	3-12	1-4	3-4	1-3	4	2	1	1	1	0	10
01	Maldoh, Chris	*	18	3-3	1-1	0-0	0-1	1	1	0	0	0	0	7
05	Kavalauskas, Aidan	*	37	2-5	2-5	0-0	0-2	2	1	0	3	0	2	6
23	Eze, Vincent	*	28	1-5	0-0	3-6	0-3	3	4	2	0	0	3	5
12	Senghore-Peterson, Ke		17	3-8	0-2	0-0	3-5	8	2	0	1	0	0	6
15	Methani, Wassef		24	2-4	0-0	0-0	1-3	4	4	0	7	1	0	4
11	Whipple, Calvin		12	0-0	0-0	0-0	0-3	3	0	1	0	0	0	0
10	Jeanne-Rose, Allan		8	0-1	0-1	0-0	0-0	0	0	2	0	0	0	0
TM	TEAM		0	0-0	0-0	0-0	2-3	5	0	0	2	0	0	0
Totals		-	225	25-63	4-16	7-12	9-26	35	18	7	18	2	10	61

Team Summary	FG	3PT	FT
First Half	14-27 51.85 %	3-7 42.86 %	0-2 0.00 %
Second Half	8-30 26.67 %	0-7 0.00 %	4-5 66.67 %
OT 1	3-6 50.00 %	1-2 50.00 %	3-4 75.00 %
Total	25-63 39.7 %	4-16 25.0 %	7-12 58.3 %

Technical Fouls: none
Lead Changed: 4 times(s)
Second Chance Points: 8
Points off Turnovers: 19
Scores Tied: 7 times(s)
Bench Points: 10
Points in the Paint: 38
Largest Lead: 5 OT-02:40
Fast Break Points: 6

Oakland 59

#	Player	GS	MIN	FG	3PT	FT	ORB-DRB	REB	PF	A	TO	BLK	STL	PTS
14	Hill-Mais, Xavier	*	30	6-12	0-1	6-8	2-5	7	4	2	4	1	1	18
04	Oladapo, Daniel	*	22	6-8	0-0	4-5	3-5	8	3	0	2	0	1	16
13	Brechtig, Brad	*	38	5-9	0-1	0-0	3-10	13	2	2	3	3	0	10
02	Maddox Jr., Tray	*	25	1-6	1-2	0-0	1-1	2	3	0	4	1	2	3
21	Monroe, Madison	*	15	0-0	0-0	0-0	0-1	1	1	0	1	0	0	0
15	Kangu, Kevin		37	4-13	1-6	0-1	1-2	3	3	5	4	0	1	9
35	Harris, Jackie		11	1-2	1-2	0-0	0-0	0	0	0	1	0	0	3
11	Lampman, Blake		27	0-8	0-0	0-0	0-0	0	1	0	0	0	1	0
24	Pittman Jr., Kenny		18	0-0	0-0	0-0	0-0	0	0	1	1	0	0	0
33	Gettelfinger, Chris		2	0-1	0-1	0-0	0-0	0	0	0	0	0	0	0
TM	TEAM		0	0-0	0-0	0-0	1-3	4	0	0	0	0	0	0
Totals		-	225	23-59	3-21	10-14	11-27	38	17	10	20	5	6	59

Team Summary	FG	3PT	FT
First Half	12-27 44.44 %	0-5 0.00 %	7-8 87.50 %
Second Half	9-24 37.50 %	2-11 18.18 %	0-1 0.00 %
OT 1	2-8 25.00 %	1-5 20.00 %	3-5 60.00 %
Total	23-59 39.0 %	3-21 14.3 %	10-14 71.4 %

Technical Fouls: none
Lead Changed: 4 times(s)
Second Chance Points: 11
Points off Turnovers: 10
Scores Tied: 3 times(s)
Bench Points: 12
Points in the Paint: 38
Largest Lead: 13 2nd-05:53
Fast Break Points: 6

Gm 15 vs Wright State

Date: 01/03/20
Time: 7:00 pm
Attendance: 3393
Site: Athletics Center O'Rena , Rochester, MI
Referees: Donnie Eppley, Steve McClunkins, Rob Riley

Wright St. 96

#	Player	GS	MIN	FG	3PT	FT	ORB-DRB	REB	PF	A	TO	BLK	STL	PTS
01	Wampler, Bill	*	25	7-12	2-4	5-5	3-2	5	3	0	0	0	0	21
00	Hall, Jaylon	*	27	7-9	2-4	0-0	1-2	3	1	4	1	0	2	16
31	Gentry, Cole	*	27	4-4	3-3	2-2	0-2	2	0	7	1	0	1	13
02	Holden, Tanner	*	24	4-5	1-1	4-8	1-4	5	2	0	2	0	2	13
11	Love, Loudon	*	24	3-8	0-0	2-2	3-2	5	2	3	4	0	0	8
03	Ash, Jordan		21	4-5	0-0	2-2	3-6	9	2	2	2	0	1	10
21	Basile, Grant		12	4-6	0-0	0-1	1-3	4	5	1	1	2	0	8
10	Calvin, Trey		19	2-8	1-5	0-0	0-1	1	0	3	0	0	2	5
23	Manns, James		12	1-5	0-1	0-0	0-1	1	2	0	1	1	0	2
20	Neff, Andy		5	0-0	0-0	0-0	0-1	1	0	0	1	0	0	0
32	Nagy, TJ		4	0-1	0-1	0-0	0-0	0	0	1	0	0	0	0
TM	TEAM		0	0-0	0-0	0-0	2-2	4	0	0	1	0	0	0
Totals		-	200	36-63	9-19	15-20	14-26	40	17	21	14	3	8	96

Team Summary	FG	3PT	FT
First Half	21-35 60.00 %	6-13 46.15 %	5-8 62.50 %
Second Half	15-28 53.57 %	3-6 50.00 %	10-12 83.33 %
Total	36-63 57.1 %	9-19 47.4 %	15-20 75.0 %

Technical Fouls: none
Lead Changed: 9 times(s)
Second Chance Points: 22
Points off Turnovers: 20
Scores Tied: 3 times(s)
Bench Points: 25
Points in the Paint: 52
Largest Lead: 0 0
Fast Break Points: 15

Oakland 69

#	Player	GS	MIN	FG	3PT	FT	ORB-DRB	REB	PF	A	TO	BLK	STL	PTS
02	Maddox Jr., Tray	*	30	6-11	2-5	0-1	0-1	1	2	4	0	0	1	14
14	Hill-Mais, Xavier	*	24	5-12	0-2	4-4	1-5	6	1	0	1	2	1	14
13	Brechtig, Brad	*	20	5-9	0-2	3-3	1-1	2	2	1	2	1	2	13
04	Oladapo, Daniel	*	20	4-6	0-0	2-2	1-2	3	4	1	2	1	0	10
15	Kangu, Kevin	*	11	1-5	0-1	0-0	0-0	0	0	4	4	0	1	2
21	Monroe, Madison		25	3-7	1-2	3-4	2-0	2	3	2	1	0	1	10
20	Sowunmi, Babatunde		15	2-3	0-0	1-2	4-2	6	4	0	2	0	1	5
24	Pittman Jr., Kenny		14	0-1	0-1	1-2	0-1	1	1	0	0	0	0	1
11	Lampman, Blake		12	0-3	0-2	0-0	0-1	1	1	3	2	0	2	0
35	Harris, Jackie		9	0-2	0-2	0-0	0-1	1	0	1	0	0	0	0
05	Newsome, Emmanuel		7	0-0	0-0	0-0	0-0	0	0	2	1	0	0	0
10	Goodline, Zach		7	0-0	0-0	0-0	0-1	1	1	1	1	0	0	0
33	Gettelfinger, Christopher		6	0-1	0-1	0-0	0-0	0	0	2	1	0	0	0
TM	TEAM		0	0-0	0-0	0-0	3-1	4	0	0	0	0	0	0
Totals		-	200	26-60	3-18	14-18	12-16	28	19	21	16	5	10	69

Team Summary	FG	3PT	FT
First Half	14-27 51.85 %	1-8 12.50 %	4-5 80.00 %
Second Half	12-33 36.36 %	2-10 20.00 %	10-13 76.92 %
Total	26-60 43.3 %	3-18 16.7 %	14-18 77.8 %

Technical Fouls: none
Lead Changed: 9 times(s)
Second Chance Points: 7
Points off Turnovers: 6
Scores Tied: 3 times(s)
Bench Points: 16
Points in the Paint: 40
Largest Lead: 0 0
Fast Break Points: 6

Gm 14 vs Detroit Mercy

Date: 12/28/19
Time: 3:00 pm
Attendance: 3792
Site: Athletics Center O'Rena , Rochester, MI
Referees: Michael Kitts, Scott Sivilie, Bill Ek

Detroit Mercy 69

#	Player	GS	MIN	FG	3PT	FT	ORB-DRB	REB	PF	A	TO	BLK	STL	PTS
00	Davis,Antoine	*	40	4-17	4-13	12-12	0-1	1	3	6	4	0	3	24
01	Moore,Marquis	*	23	3-8	2-6	4-4	1-1	2	4	0	2	0	1	12
41	Isiani,Willy	*	21	2-9	1-8	2-3	2-3	5	3	1	2	0	0	7
21	Brandon,Chris	*	36	3-5	0-2	0-1	9-9	18	3	0	0	3	2	6
13	LeGrand,Alondra	*	18	0-2	0-0	0-0	1-3	4	2	0	0	0	0	0
05	Gorman,Jordan		24	5-14	5-11	0-0	0-3	3	1	0	0	0	0	15
10	Ngudjoi,Boe		17	1-4	0-1	1-2	3-1	4	3	3	1	0	0	3
02	Miller,Justin		18	0-4	0-2	2-2	3-3	6	2	1	4	0	0	2
14	Hofman, Sam		3	0-3	0-3	0-0	0-1	1	0	0	0	0	0	0
TM	TEAM		0	0-0	0-0	0-0	0-0	0	0	0	1	0	0	0
Totals		-	200	18-66	12-46	21-24	19-25	44	21	11	14	3	6	69

Team Summary	FG	3PT	FT
First Half	6-27 22.22 %	3-16 18.75 %	11-12 91.67 %
Second Half	12-39 30.77 %	9-30 30.00 %	10-12 83.33 %
Total	18-66 27.3 %	12-46 26.1 %	21-24 87.5 %

Technical Fouls: none
Lead Changed: 0 times(s)
Second Chance Points: 13
Points off Turnovers: 16
Scores Tied: 0 times(s)
Bench Points: 20
Points in the Paint: 10
Largest Lead: 0 0
Fast Break Points: 8

Oakland 78

#	Player	GS	MIN	FG	3PT	FT	ORB-DRB	REB	PF	A	TO	BLK	STL	PTS
14	Hill-Mais, Xavier	*	36	8-15	0-2	3-7	3-7	10	3	3	2	1	0	19
02	Maddox Jr., Tray	*	36	6-13	2-7	4-8	0-4	4	1	1	3	1	2	18
15	Kangu, Kevin	*	31	3-7	1-3	0-0	1-4	5	2	6	4	1	0	7
04	Oladapo, Daniel	*	18	3-4	0-1	0-1	0-2	2	0	1	0	0	0	6
13	Brechtig, Brad	*	23	1-4	0-1	2-2	1-9	10	2	2	3	1	0	4
11	Lampman, Blake		34	4-9	4-9	0-0	0-2	2	4	5	0	0	0	12
24	Pittman Jr., Kenny		8	2-2	1-1	2-2	0-1	1	4	1	0	0	1	7
35	Harris, Jackie		5	2-3	1-1	0-0	0-0	0	2	0	0	0	0	5
10	Goodline, Zach		9	0-0	0-0	0-0	0-0	0	0	3	2	0	1	0
TM	TEAM		0	0-0	0-0	0-0	3-1	4	0	0	0	0	0	0
Totals		-	200	29-57	9-25	11-20	8-30	38	18	22	14	4	4	78

Team Summary	FG	3PT	FT
First Half	18-31 58.06 %	7-13 53.85 %	3-5 60.00 %
Second Half	11-26 42.31 %	2-12 16.67 %	8-15 53.33 %
Total	29-57 50.9 %	9-25 36.0 %	11-20 55.0 %

Technical Fouls: (1) TEAM
Lead Changed: 0 times(s)
Second Chance Points: 11
Points off Turnovers: 23
Scores Tied: 0 times(s)
Bench Points: 24
Points in the Paint: 38
Largest Lead: 0 0
Fast Break Points: 9

Gm 16 vs Northern Kentucky

Date: 01/05/20
Time: 3:00 pm
Attendance: 2679
Site: Athletics Center O'Rena , Rochester, MI
Referees: Bobby Daw, Steve Honacki, Terry Wymer

Northern Ky. 75

#	Player	GS	MIN	FG	3PT	FT	ORB-DRB	REB	PF	A	TO	BLK	STL	PTS
05	Langdon, Bryson	*	33	5-8	4-6	7-7	0-2	2	1	5	2	0	0	21
12	Faulkner, Trevon	*	37	5-9	1-3	1-2	1-6	7	1	5	1	0	1	12
11	Tate, Jalen	*	30	4-10	0-2	3-5	1-3	4	2	5	3	0	2	11
15	Sharpe, Tyler	*	36	1-10	0-5	3-4	1-4	5	3	3	3	0	2	5
00	Adheke, Silas	*	15	2-2	0-0	0-1	3-2	5	4	0	0	0	0	4
04	Nelson, Kedian	*	22	5-7	0-0	2-2	3-5	2	2	3	0	0	0	12
01	Eleedra, Adham	*	20	3-5	1-2	1-2	3	1	0	0	0	0	0	10
14	Harris, Karl	*	7	1-1	0-0	0-0	0-1	1	1	0	1	0	0	2
TM	TOTAL		0	0-0	0-0	0-0	2-3	3	0	2	0	0	0	2
	Totals		-200	20-26	8-21	15-22	11-24	35	15	19	12	1	5	75

Gm 17 at Youngstown State



Official Basketball Box Score - Final
Oakland at Youngstown St.
01/10/20 Sagby Center, Youngstown
2019-20 Men's Basketball

Game Time: 12:00 AM
Game Duration: 1:48
Attendance: 2,815

Officials: Paul Stoltz, Jon Campbell, Jerry Scherzinger

Oakland - 60													Record: 6-11 (1-3)															
NO.	Name	Min	FG	3P	FT	Rebounds	Fouls	TP	AS	TO	ST	Blocks	BS	BA	+	-	Shooting By Period											
			1st	2nd	3rd	4th	5th	6th	7th	8th	9th	10th	11th	12th			1st	2nd	3rd	4th	5th	6th	7th	8th	9th	10th	11th	12th
14	Xavier Hill-Mais	F 28:58	6-11	2-4	1-2	1 2 3	4 3	15	3	2	2	0	0	6			1st FG%: 10.25	40.0%										
13	Brad Brechtling	G 19:31	4-9	1-2	0-0	2 2 4	3 0	9	2	4	0	1	2	8			3PT%: 5.14	35.7%										
2	Tray Maddox Jr.	G 21:31	4-9	1-3	2-2	0 0 0	1 11	3	0	0	0	0	0	6			2nd FG%: 14.31	45.2%										
15	Kevin Kangu	G 15:23	0-6	0-3	0-0	0 3 3	0 0	1	1	1	1	0	1	0			3PT%: 4.0	44.4%										
21	Madison Monroe	G 19:21	4-7	2-3	0-0	1 3 4	0 0	10	2	2	0	0	0	8			FT%: 0.0	0%										
20	Babatunde Sowunmi	06:00	0-1	0-0	0-2	1 0 1	0 2	0	1	0	0	0	0	9			GM FG%: 24.56	42.9%										
24	Kenny Pittman Jr.	05:11	0-0	0-0	0-0	0 1 1	0 0	0	0	0	0	0	0	8			3PT%: 9.23	38.1%										
10	Zach Goodline	24:35	0-1	0-0	0-0	0 1 1	2 4	0	2	1	0	0	0	1			FT%: 3.6	50.0%										
11	Blake Lampman	33:59	3-6	3-6	0-0	0 1 1	3 0	9	1	0	2	0	0	0			Dead Ball Rebounds: 2.0											
35	Jackie Harris	04:53	1-4	0-2	0-0	1 0 1	0 0	2	0	0	0	0	1	4														
4	Daniel Oladapo	20:38	2-2	0-0	0-0	2 6 8	3 1	4	1	2	3	0	0	0														
Team			2 2 4			0 0 0			0 1 0			0 1 0																
Totals			24-56			9-23			31-15			60-15			14 8 1 4 1 1			Technical Fouls: NONE										

Youngstown St. - 61													Record: 10-7 (3-1)												
NO.	Name	Min	FG	3P	FT	Rebounds	Fouls	TP	AS	TO	ST	Blocks	BS	BA	+	-	Shooting By Period								
			M	A	M	A	M	A	M	A	M	A	M	A			1st	2nd	3rd	4th	OT	FT	3PT		
31	Michael Akuchie	F 38:20	7-12	4-8	2-2	4 6 10	2 1	20	0	1	1	2	0	5			1st	FG%: 8.97	28.6%						
33	Naz Bohannon	F 30:29	1-5	0-0	2-4	7 2 9	2 6	4	3	0	0	1	0	3			3PT%: 3-4	75%							
3	Darius Qusenberry	G 34:02	6-13	1-4	2-2	1 1 2	1 15	3	6	2	0	0	0	4			2nd	FG%: 14.35	40.0%						
13	Daneal Galtcart	G 20:47	2-9	1-4	2-2	2 2 4	1 2	7	1	1	0	0	0	3			3PT%: 4.12	33.3%							
32	Garrett Covington	G 25:23	1-11	0-4	0-0	2 2 4	0 3	2	2	1	0	1	0	10			FT%: 5-6	83.3%							
22	Devlin Morgan	12:31	1-3	1-3	0-0	0 2 2	0 0	3	1	0	1	0	0	1			GM	FG%: 22.62	35.5%						
23	Omarin Pedersen	06:39	0-1	0-0	0-0	0 0 0	0 2	0	0	0	0	0	0	1			3PT%: 9-27	33.3%							
2	Jean Simmons	13:31	1-3	0-1	0-0	2 2 4	1 2	2	1	0	0	0	0	9			FT%: 6-10	60.0%							
5	Christian Bentley	07:08	2-2	2-2	0-0	0 1 1	0 0	6	3	3	0	0	0	8			Dead Ball Rebounds: 2.1								
0	Tyler Foster	03:10	0-2	0-1	0-0	0 1 1	1 0	0	0	0	0	0	0	4											
1	Jamir Thomas	04:51	1-1	0-0	0-0	1 0 1	0 0	2	0	1	0	0	0	1											
Team			0 3 3			0 0 0			0 0 0			0 0 0													
Totals			22-62			9-27			10-22			41-15			61-12			14 5 4 1 1 1							
																		Technical Fouls: NONE							

		OAK	YSU
Biggest Lead		13 (1st 12:55)	6 (2nd 10:41)
Best Scoring Run		13 (1st 12:55)	8 (1st 8:07)
Lead Changes		13	
Times Tied		1	
Time with Lead		27:51	11:14
		Points from Turnovers	
		OAK 14 17	YSU 14 17
		Period by Period Scoring	
		1st 2nd TOT	1st 2nd TOT
		OAK 28 32 60	YSU 24 37 61



Gm 19 at Green Bay

Oakland (7-12,2-4 Horizon) -vs- Green Bay (8-11,3-3 Horizon)
01/16/20 at Resch Center, Green Bay, WI

Date: 01/16/20
Time: 7:00 pm
Attendance: 1,232
Site: Resch Center, Green Bay, WI
Referee: Rob Kueneman, Courtney Green, Terry Wymor

Score By Period		1	2	Total
Oakland		38	31	69
Green Bay		35	38	73

Oakland 69

#	Player	GS	MIN	FG	3PT	FT	ORB-DRB	REB	PF	A	TO	BLK	STL	PTS
13	Brechtling,Brad	*	29	8-10	0-0	10-12	6-8	14	4	2	1	0	1	26
01	Williams,Rashad	*	36	6-20	3-12	1-1	0-4	4	2	2	5	0	0	16
14	Hill-Mais,Xavier	*	25	5-9	0-1	0-0	2-11	13	4	2	2	3	2	10
02	Maddox Jr.,Tray	*	24	3-9	2-6	1-2	1-3	4	2	1	1	1	3	9
15	Kangu,Kevin	*	17	1-4	1-3	0-0	0-0	0	0	3	1	0	0	3
11	Lampman,Blake		30	1-5	1-5	0-0	0-0	0	2	1	1	0	1	3
04	Oladapo,Daniel		9	0-4	0-1	2-2	0-2	2	0	0	2	0	0	2
35	Harris,Jackie		26	0-1	0-1	0-0	0-0	0	0	0	0	0	0	0
10	Goodline,Zach		1	0-1	0-0	0-0	0-0	0	0	0	0	0	0	0
24	Pittman Jr.,Kenny		1	0-0	0-0	0-0	0-0	0	0	0	1	0	0	0
33	Gettelfinger,Christopher		1	0-0	0-0	0-0	0-0	0	0	1	2	0	1	0
TM TEAM			0	0-0	0-0	0-0	3-0	3	0	0	0	0	0	0
Totals		-	200	24-62	7-29	14-17	13-28	40	15	11	16	4	8	69

Team Summary		FG	3PT	FT
First Half		15-34 44.12 %	2-12 16.67 %	6-7 85.71 %
Second Half		9-28 32.14 %	5-17 29.41 %	8-10 80.00 %
Total		24-62 38.7 %	7-29 24.1 %	14-17 82.4 %

Technical Fouls: 1 (Hill-Mais,Xavier) Second Chance Points: 13 Scores Tied: 3 times(s) Points in the Paint: 30 Fast Break Points: 5
Lead Changed: 3 times(s) Points off Turnovers: 17 Bench Points: 5 Largest Lead: 0 0

Green Bay 73

#	Player	GS	MIN	FG	3PT	FT	ORB-DRB	REB	PF	A	TO	BLK	STL	PTS
01	Davis,Amari	*	32	10-19	0-0	2-2	2-13	3	1	2	2	1	3	22
11	McCloud,JayQuan	*	35	4-12	2-7	7-8	0-6	6	3	7	4	1	2	17
21	Hankerson,Kameron	*	21	4-6	2-3	0-0	1-3	4	4	2	2	2	1	10
33	Schwartz,Cody	*	20	2-7	1-3	0-0	3-3	6	4	0	3	1	0	5
15	Patterson,Manny	*	9	1-2	0-0	1-2	1-1	2	2	0	0	0	0	3
02	Pipes,PJ		30	2-5	2-5	1-2	0-2	2	2	1	0	0	1	7
34	Chevalier,Will		28	2-9	1-6	0-1	0-5	5	2	1	0	0	1	5
13	Bell,Trevian		8	2-3	0-1	0-0	1-0	1	2	0	1	0	0	4
12	McNair,Josh		10	0-0	0-0	0-0	0-2	2	1	1	1	4	0	0
30	Crist,Hunter		7	0-0	0-0	0-0	0-0	0	0	3	0	0	1	0
TM TEAM			0	0-0	0-0	0-0	0-3	3	0	0	1	0	0	0
Totals		-	200	27-63	8-25	11-15	8-26	34	19	19	14	9	10	73

Team Summary		FG	3PT	FT
First Half		15-36 41.67 %	4-13 30.77 %	1-1 100.00 %
Second Half		12-27 44.44 %	4-12 33.33 %	10-14 71.43 %
Total		27-63 42.9 %	8-25 32.0 %	11-15 73.3 %

Technical Fouls: none Second Chance Points: 8 Scores Tied: 3 times(s) Points in the Paint: 24 Fast Break Points: 22
Lead Changed: 3 times(s) Points off Turnovers: 15 Bench Points: 16 Largest Lead: 0 0

Gm 18 at Cleveland State

Official Basketball Box Score -- Game Totals -- Final Statistics
Oakland vs Cleveland State
1/11/20 3 p.m. at Cleveland, Ohio (Wolstein Center)

Oakland 68 • 7-11, 2-3 HL

		Total	3-Ptr		Rebounds									
#	Player	FG-FGA	FG-FGA	FT-FTA	Off	Def	Tot	PF	TP	A	TO	Blk	Stl	Min
13	Brad Brechtling	f 1-1	0-0	4-4	1	4	5	3	6	2	0	1	2	23
14	Xavier Hill-Mais	f 6-7	0-0	3-5	2	5	7	4	15	0	3	1	1	30
02	Tray Maddox Jr.	g 1-9	0-2	5-8	1	2	3	4	7	3	2	0	3	37
10	Zach Goodline	g 0-2	0-2	6-6	0	1	1	2	6	1	2	0	1	19
21	Madison Monroe	g 0-1	0-0	0-0	0	0	0	1	0	0	1	0	0	7
04	Daniel Oladapo	0-4	0-0	2-4	3	2	5	3	6	2	4	0	0	34
11	Blake Lampman	4-6	4-6	3-4	0	3	3	2	15	1	0	0	0	27
09	Kevin Kangu	4-7	2-4	3-6	0	1	1	3	13	3	1	0	1	20
20	Babatunde Sowunmi	0-0	0-0	0-0	0	1	1	0	0	0	0	0	0	5
33	C.J. Gettelfinger	0-0	0-0	0-0	0	1	1	0	0	1	2	1	0	2
35	Jackie Harris	0-0	0-0	0-0	0	0	0	0	0	0	0	0	0	3
	Team				1	1	2			1				
Totals		18-37	6-14	26-37	8	23	31	23	68	12	17	3	8	200



GAME 31 at UIC

Gm 21 vs UIC

UIC (9-12,4-4 Horizon) ~vs- Oakland (7-14,2-6 Horizon)
01/23/20 at Athletics Center O'Rena , Rochester, MI

Date: 01/23/20
Time: 7:00 pm
Attendance: 3091
Site: Athletics Center O'Rena , Rochester, MI
Referees: Steve Honacki, Paul Szeic, Larry Scroetto

Score By Period	1	2	Total
UIC	37	43	80
Oakland	26	24	50

UIC 80

#	Player	GS	MIN	FG	3PT	FT	ORB-DRB	REB	PF	A	TO	BLK	STL	PTS
04	Ferguson,Tarkus	*	27	7-13	4-10	1-1	1-6	7	0	8	1	2	3	19
02	Diggins,Michael	*	25	6-8	1-1	0-0	1-2	3	1	2	2	0	0	13
23	Bridges,Braelen	*	18	4-7	0-0	0-0	0-4	4	4	1	1	0	0	8
13	Blount,Jordan	*	23	3-7	0-0	0-2	3-2	5	3	3	3	0	0	6
01	Ottrey, Marcus	*	33	1-1	0-0	1-2	0-6	6	1	6	1	0	1	3
25	Boalen,Godwin	*	22	5-7	4-5	0-0	0-6	6	1	4	2	0	3	14
03	Wiley,Jacob		17	3-3	1-1	0-2	0-0	0	3	0	0	1	0	7
10	Ejlm,Deon		10	3-6	1-1	0-0	0-1	1	1	0	3	0	0	7
35	Washington,Travell		6	1-2	1-2	0-0	0-0	0	1	0	0	0	0	3
20	Ahale,Jamie		15	0-1	0-1	0-0	0-2	2	0	0	1	0	0	0
00	Taylor,Brian		4	0-0	0-0	0-0	0-0	0	0	1	0	0	0	0
TM	TEAM		0	0-0	0-0	0-0	0-0	0	0	0	0	0	0	0
Totals		-	200	33-55	12-21	2-7	5-29	34	15	25	14	3	8	80

Team Summary	FG	3PT	FT
First Half	15-31 48.39 %	5-11 45.45 %	2-3 66.67 %
Second Half	18-24 75.00 %	7-10 70.00 %	0-4 0.00 %
Total	33-55 60.0 %	12-21 57.1 %	2-7 28.6 %

Technical Fouls: none Second Chance Points: 4 Scores Tied: 0 time(s) Points in the Paint: 40 Fast Break Points: 12
Lead Changed: 0 time(s) Points off Turnovers: 29 Bench Points: 31 Largest Lead: 0 0

Oakland 50

#	Player	GS	MIN	FG	3PT	FT	ORB-DRB	REB	PF	A	TO	BLK	STL	PTS
13	Brechtig,Brad	*	29	6-7	1-0	1-2	2-5	7	0	0	2	2	2	13
01	Williams,Rashad	*	33	4-14	3-8	1-2	0-0	0	3	3	3	0	2	12
14	Hill-Mais,Xavier	*	31	5-18	0-2	2-2	3-5	8	3	2	2	1	1	12
02	Maddox Jr.,Tray	*	21	0-1	0-0	0-0	1-1	2	1	1	2	0	0	0
21	Monroe,Madison	*	12	0-1	0-0	0-0	0-1	1	1	1	3	0	0	0
11	Lampman,Blake		28	2-7	2-7	0-0	0-3	3	2	6	3	0	1	6
35	Harris,Jackie		6	1-1	1-1	0-0	0-0	0	0	0	0	0	0	3
04	Oladapo,Daniel		12	0-1	0-0	2-4	1-2	3	0	1	1	0	0	2
24	Pittman Jr.,Kenney		7	1-3	0-2	0-0	0-0	0	0	1	0	0	1	2
15	Kangyu,Kevin		7	0-2	0-1	0-0	0-0	0	1	1	0	0	1	0
20	Sowumli,Babatunde		7	0-0	0-0	0-0	0-1	1	0	0	0	0	0	0
05	Newsome,Emmanuel		5	0-0	0-0	0-0	0-1	1	0	0	1	0	0	0
10	Goodline,Zach		1	0-0	0-0	0-0	0-0	0	0	0	0	0	0	0
TM	TEAM		0	0-0	0-0	0-0	2-0	2	0	0	0	0	0	0
Totals		-	200	19-55	6-21	6-10	9-19	28	11	16	15	3	8	50

Team Summary	FG	3PT	FT
First Half	11-29 37.93 %	3-8 37.50 %	1-4 25.00 %
Second Half	8-26 30.77 %	3-13 23.08 %	5-6 83.33 %
Total	19-55 34.5 %	6-21 28.6 %	6-10 60.0 %

Technical Fouls: none Second Chance Points: 5 Scores Tied: 0 time(s) Points in the Paint: 26 Fast Break Points: 5
Lead Changed: 0 time(s) Points off Turnovers: 14 Bench Points: 13 Largest Lead: 0 0

Gm 23 at Detroit Mercy

Date: 01/31/20
Time: 12:00 am
Attendance: 2021
Site: Callihan Hall, Detroit, MI
Referees: Richard Wilson, Ed Phillips, Kelly Pfeifer

Score By Period	1	2	Total
Oakland	34	43	77
Detroit Mercy	25	39	64

Oakland 77

#	Player	GS	MIN	FG	3PT	FT	ORB-DRB	REB	PF	A	TO	BLK	STL	PTS
01	Williams,Rashad	*	38	8-17	7-16	14-15	0-3	3	2	2	5	0	2	37
14	Hill-Mais,Xavier	*	26	4-7	0-0	4-6	2-7	9	4	1	2	0	1	12
13	Brechtig,Brad	*	29	3-6	0-1	5-7	3-9	12	4	1	1	3	0	11
11	Lampman,Blake	*	36	1-6	1-6	0-2	1-1	2	4	3	3	0	0	3
02	Maddox Jr.,Tray	*	19	1-4	0-1	0-0	1-1	2	0	3	2	0	2	2
04	Oladapo,Daniel		21	4-7	0-0	2-3	5-2	7	0	1	1	0	0	10
15	Kangyu,Kevin		23	1-2	0-1	0-1	1-0	1	1	4	0	0	0	2
24	Pittman Jr.,Kenney		5	0-1	0-1	0-0	0-1	1	1	0	0	0	0	0
35	Harris,Jackie		3	0-0	0-0	0-0	0-0	0	1	0	0	0	0	0
20	Sowumli,Babatunde		0+	0-0	0-0	0-0	0-0	0	0	0	1	0	0	0
TM	TEAM		0	0-0	0-0	0-0	0-2	2	0	0	0	0	0	0
Totals		-	200	22-50	8-26	25-34	13-26	39	17	15	15	3	5	77

Team Summary	FG	3PT	FT
First Half	12-27 44.44 %	4-14 28.57 %	6-10 60.00 %
Second Half	10-23 43.48 %	4-12 33.33 %	19-24 79.17 %
Total	22-50 44.0 %	8-26 30.8 %	25-34 73.5 %

Technical Fouls: (1) Williams,Rashad (1) Oladapo,Daniel (1) TEAM Lead Changed: 0 time(s) Second Chance Points: 11 Scores Tied: 0 time(s) Points in the Paint: 26 Fast Break Points: 14
Points off Turnovers: 17 Bench Points: 12 Largest Lead: 0 0

Detroit Mercy 64

#	Player	GS	MIN	FG	3PT	FT	ORB-DRB	REB	PF	A	TO	BLK	STL	PTS
00	Davis,Antoine	*	40	9-25	4-14	4-7	0-2	2	3	6	4	0	4	26
13	LeGrand,Alonde	*	27	2-4	0-0	1-2	2-1	3	4	3	3	0	1	5
21	Brandon,Chris	*	20	1-3	0-0	0-0	1-4	5	5	0	2	1	0	2
01	Moore,Marquis	*	21	0-3	0-2	0-0	0-1	1	3	0	0	0	0	0
14	Hofman,Sam	*	3	0-0	0-0	0-0	0-0	0	0	0	0	0	0	0
02	Miller,Justin		33	5-6	0-0	5-6	1-3	4	5	0	3	1	0	15
04	Rose Jr.,Dwayne		24	4-8	2-2	3-4	2-4	6	2	0	2	0	2	13
41	Isiani,Willy		9	1-1	1-1	0-0	1-1	2	0	0	0	0	0	3
12	Callipari,Brad		15	0-4	0-4	0-0	0-1	1	3	0	0	0	0	0
10	Nguidjol,Boe		8	0-2	0-1	0-0	1-2	3	1	0	0	0	0	0
TM	TEAM		0	0-0	0-0	0-0	2-1	3	0	0	0	0	0	0
Totals		-	200	22-56	7-24	13-19	10-20	30	26	9	14	2	7	64

Team Summary	FG	3PT	FT
First Half	9-29 31.03 %	2-15 13.33 %	5-9 55.56 %
Second Half	13-27 48.15 %	5-9 55.56 %	8-10 80.00 %
Total	22-56 39.3 %	7-24 29.2 %	13-19 68.4 %

Technical Fouls: (1) Miller,Justin (1) Rose Jr.,Dwayne (1) TEAM Lead Changed: 0 time(s) Second Chance Points: 13 Scores Tied: 0 time(s) Points in the Paint: 24 Fast Break Points: 7
Points off Turnovers: 9 Bench Points: 31 Largest Lead: 0 0

Gm 22 vs IUPUI

Date: 01/25/20
Time: 3:00 pm
Attendance: 3644
Site: Athletics Center O'Rena , Rochester, MI
Referees: Andy O'Brien, Michael Kitts, Chad Barlow

Score By Period	1	2	OT 1	Total
IUPUI	33	41	15	89
Oakland	33	41	11	85

IUPUI 89

#	Player	GS	MIN	FG	3PT	FT	ORB-DRB	REB	PF	A	TO	BLK	STL	PTS
14	Burk,Marcus	*	44	12-24	8-15	7-10	2-1	3	3	3	0	0	0	39
00	Minnett,Jaylen	*	40	10-24	6-14	4-5	1-5	6	2	5	7	0	1	30
23	Weatherford,Grant	*	41	3-10	0-2	1-2	4-9	13	3	4	4	1	0	7
11	Kenyan,Brandon	*	20	2-4	1-2	2-2	1-0	1	4	1	0	0	0	7
32	Goss,Elyjah	*	35	1-3	0-0	0-0	4-14	18	5	4	1	2	0	2
30	Tyson,Zo		21	1-3	0-0	0-0	1-4	5	3	0	2	2	0	2
02	Jackson,Jamil		10	1-2	0-1	0-0	0-2	2	2	1	0	0	0	2
10	DePersia,Mike		9	0-0	0-0	0-0	0-0	0	0	2	3	0	0	1
15	White,Taveion		5	0-0	0-0	0-0	0-2	2	1	0	0	0	0	0
TM	TEAM		0	0-0	0-0	0-0	3-1	4	0	0	1	0	0	0
Totals		-	225	30-70	15-34	14-19	16-38	54	23	20	18	5	2	89

Team Summary	FG	3PT	FT
First Half	10-32 31.25 %	7-18 38.89 %	6-8 75.00 %
Second Half	16-29 55.17 %	6-12 50.00 %	5-5 60.00 %
OT 1	4-9 44.44 %	2-4 50.00 %	5-6 83.33 %
Total	30-70 42.9 %	15-34 44.1 %	14-19 73.7 %

Technical Fouls: none Second Chance Points: 16 Scores Tied: 10 time(s) Points in the Paint: 22 Fast Break Points: 12
Lead Changed: 6 time(s) Points off Turnovers: 9 Bench Points: 4

Oakland 85

#	Player	GS	MIN	FG	3PT	FT	ORB-DRB	REB	PF	A	TO	BLK	STL	PTS
14	Hill-Mais,Xavier	*	34	6-15	0-2	8-10	3-5	8	3	2	3	4	1	20
01	Williams,Rashad	*	37	6-19	5-14	1-2	0-3	3	3	1	2	0	0	18
11	Lampman,Blake	*	40	3-7	3-7	3-3	0-3	3	2	2	0	0	2	12
02	Maddox Jr.,Tray	*	25	4-10	3-5	0-0	0-3	3	3	1	0	1	0	11
13	Brechtig,Brad	*	31	3-11	0-0	4-7	8-5	13	1	1	1	3	1	10
04	Oladapo,Daniel		22	2-6	0-0	4-5	2-3	5	1	0	1	0	0	8
15	Kangyu,Kevin		33	1-3	0-1	4-4	0-1	1	4	9	0	2	0	6
21	Monroe,Madison		2	0-1	0-1	0-0	0-0	0	0	0	0	0	0	0
24	Pittman Jr.,Kenney		1	0-0	0-0	0-0	0-0	0	1	0	0	0	0	0
TM	TEAM		0	0-0	0-0	0-0	0-2	2	0	0	0	0	0	0
Totals		-	225	25-72	11-30	24-31	13-25	38	18	16	7	0	4	85

Team Summary	FG	3PT	FT
First Half	8-33 24.24 %	4-14 28.57 %	13-15 86.67 %
Second Half	14-33 42.42 %	6-12 50.00 %	7-12 58.33 %
OT 1	3-6 50.00 %	1-4 25.00 %	4-4 100.00 %
Total	25-72 34.7 %	11-30 36.7 %	24-31 77.4 %

Technical Fouls: none Second Chance Points: 14 Scores Tied: 10 time(s) Points in the Paint: 22 Fast Break Points: 3
Lead Changed: 6 time(s) Points off Turnovers: 21 Bench Points: 14 Largest Lead: 0 0

Gm 24 at Northern Kentucky

Date: 02/06/20
Time: 7:00 pm
Attendance: 3241
Site: USF Arena, Highland Heights, KY
Referees: Chad Barlow, Scott Sivilie, Lamont Simpson

Score By Period	1	2	Total
Oakland	32	38	70
Northern Ky.	33	40	73

Oakland 70

Gm 25 at Wright State

Oakland (8-17, 3-9 HL) ~vs- Wright State (21-5, 11-2 HL)
02/08/20 at Nutter CenterDate: 02/08/20
Time: 7:00 PM
Attendance: 5053
Site: Nutter Center
Referees: John Floyd, Steve Honacki, Peter Juzenas

Score By Period	1	2	Total
Oakland	34	37	71
Wright State	49	34	83

Oakland 71

#	Player	GS	MIN	FG	3PT	FT	ORB-DRB	REB	PF	A	TO	BLK	STL	PTS
14	Hill-Mais,Xavier	*	29	10-18	0-1	1-2	0-4	4	4	0	4	1	1	21
01	Williams,Rashad	*	37	4-16	2-11	8-8	0-1	1	4	1	3	0	1	18
02	Maddox Jr.,Tray	*	31	6-8	0-1	3-5	1-3	4	4	1	0	2	15	
04	Oladapo,Daniel	*	31	4-9	0-0	2-2	5-3	8	5	2	2	0	2	10
13	Brechtling,Brad	*	18	0-6	0-0	3-4	2-5	7	0	1	0	2	1	3
11	Lampman,Blake		32	1-1	1-1	0-0	0-1	1	1	0	0	0	0	3
15	Kangu,Kevin		15	0-2	0-1	1-2	0-1	1	4	2	0	0	1	1
20	Sowunmi,Babatunde		4	0-0	0-0	0-0	0-0	0	1	0	0	0	0	0
35	Harris,Jackie		2	0-0	0-0	0-1	1	0	0	0	0	0	0	0
24	Pittman Jr.,Kenny		1	0-0	0-0	0-0	0-0	0	0	0	0	0	0	0
TM	TEAM		0	0-0	0-0	0-0	0-4	4	0	0	0	0	0	0
			-	200	25-60	3-15	18-23	8-23	31	23	10	10	3	71

Team Summary	FG	3PT	FT
First Half	11-31 35.48 %	3-8 37.50 %	9-12 75.00 %
Second Half	14-29 48.28 %	0-7 0.00 %	9-11 81.82 %
Total	25-60 41.7 %	3-15 20.0 %	18-23 78.3 %

Technical Fouls: none Second Chance Points: 8 Scores Tied: 2 times(s) Points in the Paint: 28 Fast Break Points: 2
Lead Changed: 2 times(s) Points off Turnovers: 17 Bench Points: 4 Largest Lead: 2 1st-18:42

Wright State 83

#	Player	GS	MIN	FG	3PT	FT	ORB-DRB	REB	PF	A	TO	BLK	STL	PTS
01	Wampler,Bill	*	36	6-10	4-7	4-4	0-7	7	0	2	1	0	1	20
02	Hadden,Tanner	*	26	6-8	1-1	5-6	1-4	5	4	1	3	0	0	18
31	Gentry,Cole	*	36	6-11	4-7	0-0	0-3	3	2	6	0	0	0	16
11	Love,Loudon	*	26	3-9	0-0	7-10	2-9	11	5	1	4	1	0	13
00	Hall,Jaylon	*	22	2-5	2-3	2-2	0-2	2	4	4	0	0	0	8
21	Basile,Grant		16	2-2	0-0	0-0	0-3	3	3	1	2	0	0	4
03	Ash,Jordan		21	1-2	0-0	0-2	1-0	1	2	0	1	0	0	2
23	Manns,James		2	1-1	0-0	0-0	0-1	1	2	0	0	0	0	2
10	Calvin,Trey		15	0-4	0-2	0-0	0-1	1	0	0	2	0	0	0
TM TEAM			0	0-0	0-0	0-0	3-1	4	0	0	1	0	0	0
Totals			-	200	27-52	11-20	18-24	7-31	38	22	15	14	1	83

Team Summary	FG	3PT	FT
First Half	18-29 62.07 %	6-10 60.00 %	7-12 58.33 %
Second Half	9-23 39.13 %	5-10 50.00 %	11-12 91.67 %
Total	27-52 51.9 %	11-20 55.0 %	18-24 75.0 %

Technical Fouls: (1) Love,Loudon Second Chance Points: 4 Scores Tied: 2 times(s) Points in the Paint: 32 Fast Break Points: 0
Lead Changed: 2 times(s) Points off Turnovers: 20 Bench Points: 8 Largest Lead: 17 1st-00:30

Gm 27 vs Youngstown State

Youngstown St. (15-12,8-6 Horizon) ~vs- Oakland (10-17,5-9 Horizon)
02/15/20 at Athletics Center O'Rena , Rochester, MIDate: 02/15/20
Time: 3:00 pm
Attendance: 3488
Site: Athletics Center O'Rena , Rochester, MI
Referees: Scott Sville, Chad Barlow, Rob Kueneman

Score By Period	1	2	Total
Youngstown St.	24	40	64
Oakland	31	41	72

Youngstown State 64

#	Player	GS	MIN	FG	3PT	FT	ORB-DRB	REB	PF	A	TO	BLK	STL	PTS
22	Morgan,Devin	*	32	7-16	6-11	0-0	0-1	1	1	3	1	0	0	20
33	Bohannon,Naz	*	33	5-15	0-1	1-2	8-3	11	2	3	4	0	1	11
13	Cathcart,Done	*	17	3-8	1-4	0-1	1-3	4	3	0	2	0	1	7
31	Kluchic,Michael	*	31	2-4	2-3	0-0	1-5	6	1	0	0	2	0	6
32	Covington,Garrett	*	25	2-8	0-3	0-0	4-4	8	5	1	1	0	1	4
03	Quisenberry,Darius		29	6-15	2-7	0-0	0-1	1	3	4	3	0	0	14
01	Thomas,Jamir		9	1-2	0-0	0-0	1-0	1	3	1	0	2	0	2
02	Simmons,Jelani		15	0-1	0-0	0-0	1-1	2	1	0	1	0	0	0
20	Hampsten,Geff		7	0-1	0-1	0-0	1-1	2	0	0	2	0	0	0
05	Bentley,Christian		2	0-1	0-0	0-0	0-0	0	0	0	0	0	0	0
TM TEAM			0	0-0	0-0	0-0	4-2	6	0	0	1	0	0	0
Totals			-	200	26-71	11-30	1-3	21-21	42	19	12	15	4	64

Team Summary	FG	3PT	FT
First Half	10-34 29.41 %	4-15 26.67 %	0-0 0.00 %
Second Half	16-37 43.24 %	7-15 46.67 %	1-3 33.33 %
Total	26-71 36.6 %	11-30 36.7 %	1-3 33.3 %

Technical Fouls: none Second Chance Points: 19 Scores Tied: 3 times(s) Points in the Paint: 26 Fast Break Points: 0
Lead Changed: 3 times(s) Points off Turnovers: 4 Bench Points: 16 Largest Lead: 0 0

Oakland 72

#	Player	GS	MIN	FG	3PT	FT	ORB-DRB	REB	PF	A	TO	BLK	STL	PTS
14	Hill-Mais,Xavier	*	36	7-13	1-1	5-8	5-6	11	2	5	4	3	1	20
01	Williams,Rashad	*	39	6-16	4-12	1-2	0-3	3	1	3	0	0	2	17
02	Maddox Jr.,Tray	*	39	5-8	2-3	0-1	2-4	6	1	7	1	0	1	12
13	Brechtling,Brad	*	20	1-4	0-0	2-3	1-1	2	1	0	0	0	1	4
04	Oladapo,Daniel	*	26	1-3	0-0	1-2	3-7	10	3	1	4	0	0	3
15	Kangu,Kevin		27	5-8	3-5	1-2	0-0	0	0	2	0	0	2	14
20	Sowunmi,Babatunde		3	1-1	0-0	0-0	0-0	0	1	1	1	0	0	2
11	Lampman,Blake		9	0-1	0-1	0-0	0-1	1	0	1	1	0	1	0
10	Goodline,Zach		1	0-0	0-0	0-0	0-0	0	2	0	0	0	0	0
24	Pittman Jr.,Kenny		0+	0-0	0-0	0-0	0-0	0	1	0	0	0	0	0
33	Getteffinger,Christopher		0+	0-0	0-0	0-0	0-0	0	0	0	0	0	0	0
TM TEAM			0	0-0	0-0	0-0	0-1	1	0	0	0	0	0	0
Totals			-	200	26-54	10-22	10-18	11-23	34	12	20	11	3	72

Team Summary	FG	3PT	FT
First Half	12-27 44.44 %	5-12 41.67 %	2-3 66.67 %
Second Half	14-27 51.85 %	5-10 50.00 %	8-15 53.33 %
Total	26-54 48.1 %	10-22 45.5 %	10-18 55.6 %

Technical Fouls: none Second Chance Points: 12 Scores Tied: 3 times(s) Points in the Paint: 26 Fast Break Points: 9
Lead Changed: 3 times(s) Points off Turnovers: 18 Bench Points: 16 Largest Lead: 0 0

Gm 26 vs Cleveland State

Cleveland St. (9-17,5-8 Horizon) ~vs- Oakland (9-17,4-9 Horizon)
02/13/20 at Athletics Center O'Rena , Rochester, MIDate: 02/13/20
Time: 7:00 pm
Attendance: 2919
Site: Athletics Center O'Rena , Rochester, MI
Referees: Deldre Carr, Kelly Pfeifer, Lamont Simpson

Score By Period	1	2	Total
Cleveland St.	31	43	74
Oakland	37	42	79

Cleveland St. 74

#	Player	GS	MIN	FG	3PT	FT	ORB-DRB	REB	PF	A	TO	BLK	STL	PTS
12	Eichelberger,Algevon	*	36	11-22	1-2	5-7	2-5	7	0	3	5	1	2	28
05	Gomillion,Tre	*	37	6-11	0-1	4-6	0-2	2	1	4	1	1	1	16
24	Patton,Torrey	*	34	3-5	0-0	1-2	1-5	6	3	3	2	0	2	7
10	Ferreira,Hugo	*	21	2-4	1-2	0-0	0-2	2	1	2	2	0	0	5
21	Sanchez,Jeremy	*	7	0-1	0-1	0-0	0-0	0	2	1	0	0	1	0
02	Thomas,Kasheem		26	4-6	4-6	0-0	0-0	0	3	2	0	0	0	12
35	Johnson,Deante		29	3-6	0-0	0-0	4-3	7	5	2	3	0	0	6
32	Williams,Jalen		8	0-0	0-0	0-0	1-2	3	3	1	2	0	0	0
01	Potoma,Tyrese		2	0-1	0-1	0-0	0-0	0	0	0	0	0	0	0
TM TEAM			0	0-0	0-0	0-0	2-0	2	0	0	0	0	0	0
Totals			-	200	29-56	6-13	10-15	10-19	29	18	15	2	6	74

Team Summary	FG	3PT	FT
First Half	13-28 46.43 %	2-7 28.57 %	3-4 75.00 %
Second Half	16-28 57.14 %	4-6 66.67 %	7-11 63.64 %
Total	29-56 51.8 %	6-13 46.2 %	10-15 66.7 %

Technical Fouls: none Second Chance Points: 7 Scores Tied: 2 times(s) Points in the Paint: 38 Fast Break Points: 7
Lead Changed: 0 times(s) Points off Turnovers: 15 Bench Points: 18 Largest Lead: 0 0

Oakland 79

#	Player	GS	MIN	FG	3PT	FT	ORB-DRB	REB	PF	A	TO	BLK	STL	PTS
01	Williams,Rashad	*	37	8-18	5-14	7-8	0-1	1	2	2	1	0	1	28
14	Hill-Mais,Xavier	*	37	8-14	1-2	5-6	5-3	8	3	0	0	2	2	22
13	Brechtling,Brad	*	25	4-8	0-1	1-2	3-5	8	2	0	3	1	0	9
04	Oladapo,Daniel	*	24	3-3	0-0	2-4	1-2	3	2	1	3	0	2	8
02	Maddox Jr.,Tray	*	14	2-4	1-3	0-0	0-2	2	0	2	1	1	1	5
15	Kangu,Kevin		20	2-6	1-3	0-0	0-1	1	2	0	2	0	0	5
24	Pittman Jr.,Kenny		15	1-2	0-1	0-0	0-4	4	1	1	1	0	0	2
11	Lampman,Blake		19	0-1	0-1	0-0	0-0	0	1	2	0	0	0	0
21	Monroe,Madison		5	0-2	0-1	0-0	0-0	0	1	1	0	0	0	0
20	Sowunmi,Babatunde		2	0-0	0-0	0-0	2-0	2	0	0	0	0	0	0
35	Harris,Jackie		2	0-0	0-0	0-0	0-0	0	0	0	0	0	0	0
05	Newsome,Emmanuel		0+	0-0	0-0	0-0	0-0	0	1	0	0	0	0	0
TM TEAM			0	0-0	0-0	0-0	1-2	3	0	0	2	0	0	0
Totals			-	200	28-58	8-26	15-20	12-20	32	15	9	13	4	69

Team Summary	FG	3PT	FT
First Half	15-31 48.39 %	4-12 33.33 %	3-4 75.00 %
Second Half	13-27 48.15 %	4-14 28.57 %	12-16 75.00 %
Total	28-58 48.3 %	8-26 30.8 %	15-20 75.0 %

Technical Fouls: none Second Chance Points: 18 Scores Tied: 2 times(s) Points in the Paint: 36 Fast Break Points: 9
Lead Changed: 0 times(s) Points off Turnovers: 14 Bench Points: 7 Largest Lead: 0 0

Gm 28 vs Milwaukee

Milwaukee (12-15,7-8 Horizon) ~vs- Oakland (11-17,6-8 Horizon)
02/21/2



GAME 31 at UIC

Gm 29 vs GREEN BAY

Green Bay (14-15,9-7 Horizon) -vs- Oakland (12-17,7-9 Horizon)
02/23/20 at Athletics Center O'Rena , Rochester, MI

Dates: 02/23/20
Time: 3:00 pm
Attendance: 3869
Site: Athletics Center O'Rena , Rochester, MI
Referees: Bobby Daw, Steve Honacki, Bill Ek

Score By Period	1	2	OT 1	OT 2	Total
Green Bay	40	31	9	8	88
Oakland	30	41	9	12	92

Green Bay 88

#	Player	GS	MIN	FG	3PT	FT	ORB-DRB	REB	PF	A	TO	BLK	STL	PTS
11	McCloud,JayQuan	*	47	8-20	5-11	5-8	5-4	6	1	2	4	0	1	26
21	Hankerson,Kameron	*	37	6-14	1-5	3-4	0-0	0	1	4	1	0	1	16
01	Davis,Amari	*	40	6-14	0-2	1-2	1-1	2	2	3	2	0	2	13
33	Schwartz,Cody	*	32	3-9	1-4	2-2	2-7	9	5	1	3	1	2	9
15	Patterson,Manny	*	15	1-4	0-0	0-0	1-2	3	4	0	1	0	1	2
02	Pipes,JJ		31	4-4	3-3	0-0	0-2	2	3	1	0	0	1	11
13	Bell,Trevian		17	3-6	0-2	2-2	1-4	5	2	0	0	0	0	8
34	Chevalier,Will		18	1-4	0-2	0-0	1-5	6	4	0	0	0	2	0
12	McNair,Josh		11	0-0	0-0	1-4	0-3	3	2	1	0	0	1	1
30	Crist,Hunter		2	0-0	0-0	0-0	0-0	0	1	0	0	0	0	0
TM	TEAM		0	0-0	0-0	0-0	2-2	4	0	0	0	0	0	0
Totals		-	250	32-77	10-29	14-22	10-30	40	25	12	11	3	9	88

Team Summary	FG	3PT	FT
First Half	15-29 51.72 %	5-13 38.46 %	5-8 62.50 %
Second Half	11-34 32.35 %	4-11 36.36 %	5-8 62.50 %
OT 1	3-7 42.86 %	1-4 25.00 %	2-2 100.00 %
OT 2	3-7 42.86 %	0-1 0.00 %	2-4 50.00 %
Total	32-77 41.6 %	10-29 34.5 %	14-22 63.6 %

Technical Fouls: none Second Chance Points: 14 Scores Tied: 7 times(s) Points in the Paint: 32 Fast Break Points: 10
Lead Changed: 12 times(s) Points off Turnovers: 24 Bench Points: 22 Largest Lead: 0 0

Oakland 92

#	Player	GS	MIN	FG	3PT	FT	ORB-DRB	REB	PF	A	TO	BLK	STL	PTS
14	Hill-Mais,Xavier	*	45	9-17	1-3	12-17	4-9	13	2	2	5	2	2	31
01	Williams,Rashad	*	49	6-20	5-15	2-2	0-5	5	4	0	2	0	0	19
04	Oladapo,Daniel	*	48	7-9	0-0	3-5	6-11	17	4	3	6	1	1	17
02	Maddox Jr.,Tray	*	46	5-12	1-4	6-7	1-7	8	3	5	2	0	0	17
13	Brechtling,Brad	*	26	2-6	0-0	4-6	1-5	6	2	2	2	2	1	8
15	Kangu,Kevin		20	0-2	0-2	0-0	0-0	0	1	4	2	0	0	0
11	Lampman,Blake		12	0-1	0-1	0-0	0-2	2	1	0	1	0	0	0
24	Pittman Jr.,Kenny		3	0-0	0-0	0-0	0-0	0	0	0	0	0	0	0
35	Harris,Jackie		1	0-0	0-0	0-0	0-0	0	0	0	0	0	0	0
21	Monroe,Madison		04	0-0	0-0	0-0	0-0	0	0	0	0	0	0	0
TM	TEAM		0	0-0	0-0	0-0	2-0	2	0	0	0	0	0	0
Totals		-	250	29-67	7-25	27-37	14-39	53	17	16	20	5	4	92

Team Summary	FG	3PT	FT
First Half	12-29 41.38 %	2-11 18.18 %	4-7 57.14 %
Second Half	11-28 39.29 %	4-10 40.00 %	15-17 88.24 %
OT 1	4-7 57.14 %	0-2 0.00 %	1-3 33.33 %
OT 2	2-3 66.67 %	1-2 50.00 %	7-10 70.00 %
Total	29-67 43.3 %	7-25 28.0 %	27-37 73.0 %

Technical Fouls: none Second Chance Points: 16 Scores Tied: 7 times(s) Points in the Paint: 42 Fast Break Points: 5
Lead Changed: 12 times(s) Points off Turnovers: 15 Bench Points: 0 Largest Lead: 0 0

Gm 31 vs UIC

Gm 30 vs IUPUI

Official Basketball Box Score -- Game Totals -- Final Statistics
Oakland vs IUPUI
02/27/20 7:00 pm at Indianapolis, Ind. (Indiana Farmers)



Oakland 68 • 12-18,7-10 Horiz

#	Player	Total		3-Ptr		Rebounds		PF	TP	A	TO	Blk	Stl	Min
		FG-FGA	FG-FGA	FT-FTA	Off Def Tot	Off Def Tot	Off Def Tot							
04	Daniel Oladapo	f	4-5	0-0	0-1	2 2 4	2 8	0	2	0	0	0	0	28
14	Xavier Hill-Mais	f	8-16	0-2	1-2	3 9 12	2 17	4	1	2	3	3	3	38
13	Brad Brechtling	c	7-9	1-1	1-4	3 3 6	2 16	0	1	1	1	1	1	25
01	Rashad Williams	g	4-20	3-15	0-0	1 2 3	2 11	3	2	0	0	0	0	37
02	Tray Maddox Jr.	g	6-12	1-4	0-0	3 1 4	1 13	4	0	0	1	4	0	10
11	Blake Lampman		0-3	0-2	0-0	0 1 1	0 0	0	0	0	0	0	0	10
15	Kevin Kangu		1-3	1-3	0-1	0 2 2	4 3	4	0	0	0	0	0	22
24	Kenny Pittman Jr.		0-0	0-0	0-0	0 0 0	0 0	0	0	0	0	0	0	0+
33	Christopher Gettelfi		0-0	0-0	0-0	0 0 0	0 0	0	0	0	0	0	0	0+
Team						2 2 4								
Totals			30-68	6-27	2-8	14 22 36	13 68	15	6	3	5	200		

FG % 1st Half: 15-33 45.5% 2nd half: 15-35 42.9% Game: 30-68 44.1% Deadball Rebounds 1
3FG % 1st Half: 3-12 25.0% 2nd half: 3-15 20.0% Game: 6-27 22.2%
FT % 1st Half: 2-5 40.0% 2nd half: 0-3 0.0% Game: 2-8 25.0%

IUPUI 71 • 7-23,3-14 Horiz

#	Player	Total		3-Ptr		Rebounds		PF	TP	A	TO	Blk	Stl	Min
		FG-FGA	FG-FGA	FT-FTA	Off Def Tot	Off Def Tot	Off Def Tot							
30	TYSON, Zo	f	5-6	0-0	0-0	2 4 6	3 10	0	0	0	0	0	0	28
32	GOSS, Elyjah	f	3-7	0-3	0-0	2 8 10	3 6	3	0	0	0	0	0	33
00	MINNETT, Jaylen	g	6-12	5-9	2-5	0 3 3	2 19	7	4	0	1	38		
14	BURK, Marcus	g	8-17	3-6	2-3	0 1 1	1 21	0	3	0	1	36		
23	WEATHERFORD, Grant	g	6-11	1-5	0-1	1 6 7	0 13	5	2	0	2	36		
01	KEMP, Jakoby		0-1	0-0	0-0	0 1 1	1 0	0	0	0	0	0	3	
10	DePERSIA, Mike		0-0	0-0	2-2	0 2 2	2 2	1	0	0	0	0	12	
15	WHITE, Taveion		0-1	0-0	0-0	0 1 1	2 0	0	0	0	0	0	8	
20	STOLTZ, Sawyer		0-0	0-0	0-0	0 1 1	2 0	0	0	0	0	0	6	
Team						2 1 3								
Totals			28-55	9-23	6-11	7 28 35	16 71	16	9	0	4	200		

FG % 1st Half: 15-30 50.0% 2nd half: 13-25 52.0% Game: 28-55 50.9% Deadball Rebounds 3,1
3FG % 1st Half: 6-13 46.2% 2nd half: 3-10 30.0% Game: 9-23 39.1%
FT % 1st Half: 2-3 66.7% 2nd half: 4-8 50.0% Game: 6-11 54.5%

Officials: John Floyd,Peter Juzenas,Michael Kitts

Technical Fouls: Oakland-None, IUPUI-None.

Attendance: 1118

Score by periods	1st	2nd	Total
Oakland	35	33	68
IUPUI	38	33	71

Points	In Paint	Off T/O	2nd Chance	Fast Break	Bench
OAK	46	12	17	4	3
IUPUI	32	8	6	20	2

Last FG - OAK 2nd-01:56, IUPUI 2nd-01:31.
Largest lead - OAK by 10 2nd-06:59, IUPUI by 8 1st-01:58.
OAK led for 19:09, IUPUI led for 16:57, Game was tied for 03:54.

Score tied - 7 times.
Lead changed - 11 times.

2019-20 Team Stats

				Total		3-Pointers		Free throws		Rebounds											
Opponent	Date	Score		FG-FGA	PCT	3FG-FGA	PCT	FT-FTA	PCT	OFF	DEF	TOT	AVG	PF	A	TO	BLK	STL	PTS	AVG	
Goshen	11/05/2019	94-66	W	33-64	.516	7-19	.368	21-32	.656	19	29	48	48.0	10	20	15	2	9	94	94.0	
vs Delaware	11/08/2019	53-56	L	19-51	.373	3-12	.250	12-22	.545	8	31	39	43.5	14	11	13	5	10	53	73.5	
vs UTSA	11/09/2019	75-62	W	21-48	.438	8-19	.421	25-31	.806	10	30	40	42.3	20	13	14	1	3	75	74.0	
vs Southern Ill.	11/10/2019	61-52	W	24-52	.462	3-13	.231	10-13	.769	12	32	44	42.8	9	11	14	3	4	61	70.8	
at Maryland	11/16/2019	50-80	L	19-52	.365	6-21	.286	6-15	.400	9	21	30	40.2	15	11	19	2	8	50	66.6	
Hartford	11/18/2019	60-50	W	20-48	.417	3-16	.188	17-27	.630	11	34	45	41.0	13	10	15	2	9	60	65.5	
at Northern Ill.	11/25/2019	50-74	L	15-50	.300	3-21	.143	17-20	.850	9	28	37	40.4	10	6	13	2	5	50	63.3	
at Toledo	11/30/2019	63-65	L	25-56	.446	7-23	.304	6-14	.429	13	22	35	39.8	18	16	14	2	5	63	63.3	
at Western Mich.	12/03/2019	72-62	W	25-46	.543	4-13	.308	18-24	.750	6	30	36	39.3	17	9	10	2	3	72	64.2	
at Bowling Green	12/07/2019	65-68	L	23-50	.460	6-20	.300	13-19	.684	8	29	37	39.1	17	13	15	2	3	65	64.3	
vs Michigan St.	12/14/2019	49-72	L	17-65	.262	7-22	.318	8-12	.667	10	21	31	38.4	13	12	11	0	7	49	62.9	
at Syracuse	12/18/2019	62-74	L	19-44	.432	4-18	.222	20-24	.833	7	27	34	38.0	16	15	16	1	4	62	62.8	
Fairfield	12/21/2019	59-61	Lot	23-59	.390	3-21	.143	10-14	.714	11	27	38	38.0	17	10	20	5	6	59	62.5	
Detroit Mercy	12/28/2019	78-69	W	29-57	.509	9-25	.360	11-20	.550	8	30	38	38.0	18	22	14	4	4	78	63.6	
Wright St.	01/03/2020	69-96	L	26-60	.433	3-18	.167	14-18	.778	12	16	28	37.3	19	21	16	5	10	69	64.0	
Northern Ky.	01/05/2020	64-75	L	26-61	.426	7-23	.304	5-10	.500	14	21	35	37.2	18	16	11	3	8	64	64.0	
at Youngstown St.	01/09/2020	60-61	L	24-56	.429	9-23	.391	3-6	.500	10	21	31	36.8	15	15	14	1	8	60	63.8	
at Cleveland St.	01/11/2020	68-55	W	18-37	.486	6-14	.429	26-37	.703	8	23	31	36.5	23	12	17	3	8	68	64.0	
at Green Bay	01/16/2020	69-73	L	24-62	.387	7-29	.241	14-17	.824	12	28	40	36.7	15	11	16	4	8	69	64.3	
at Milwaukee	01/18/2020	68-73	L	25-50	.500	8-23	.348	10-19	.526	7	22	29	36.3	20	12	15	2	2	68	64.5	
UIC	01/23/2020	50-80	L	19-55	.345	6-21	.286	6-10	.600	9	19	28	35.9	11	16	15	3	8	50	63.8	
IUPUI	01/25/2020	85-89	Lot	25-72	.347	11-30	.367	24-31	.774	13	25	38	36.0	18	16	7	10	4	85	64.7	
at Detroit Mercy	01/31/2020	77-64	W	22-50	.440	8-26	.308	25-34	.735	13	26	39	36.1	17	15	16	3	5	77	65.3	
at Northern Ky.	02/06/2020	70-73	L	25-52	.481	8-20	.400	12-14	.857	11	23	34	36.0	12	10	13	3	1	70	65.5	
at Wright St.	02/08/2020	71-83	L	25-60	.417	3-15	.200	18-23	.783	8	23	31	35.8	23	10	10	3	8	71	65.7	
Cleveland St.	02/13/2020	79-74	W	28-58	.483	8-26	.308	15-20	.750	12	20	32	35.7	15	9	13	4	6	79	66.2	
Youngstown St.	02/15/2020	72-64	W	26-54	.481	10-22	.455	10-18	.556	11	23	34	35.6	12	20	11	3	8	72	66.4	
Milwaukee	02/21/2020	75-68	W	25-50	.500	6-17	.353	19-29	.655	8	30	38	35.7	14	13	11	2	5	75	66.7	
Green Bay	02/23/2020	92-88	Wot2	29-67	.433	7-25	.280	27-37	.730	14	39	53	36.3	17	16	20	5	4	92	67.6	
at IUPUI	02/27/2020	68-71	L	30-68	.441	6-27	.222	2-8	.250	14	22	36	36.3	13	15	6	3	5	68	67.6	
Total		2028		709-1654	.429	186-622	.299	424-618	.686	317	772	1089	36.3	469	406	414	90	178	2028	67.6	
Opponents		2098		760-1802	.422	272-816	.333	306-452	.677	337	738	1075	35.8	582	447	371	83	203	2098	69.9	

Oakland Averages

Games Played	Points/game	FG Pct	3FG Pct	FT Pct	Rebounds/game	Assists/game	Turnovers/game	Assist/Turnover ratio	Steals/game	Blocks/game
30	67.6	42.9	29.9	68.6	36.3	13.5	13.8	1.0	5.9	3.0



GAME 31 at UIC

2019-20 Combined

Game Records

Record	Overall	Home	Away	Neutral
ALL GAMES	12-18	7-5	3-11	2-2
CONFERENCE	7-10	5-4	2-6	0-0
NON-CONFERENCE	5-8	2-1	1-5	2-2

Score by Periods

Team	1st	2nd	OT	TOT
Oakland	963	1025	40	2028
Opponents	977	1079	42	2098

Team Box Score

No.	Player				Total		3-Point		F-Throw		Rebounds											
		GP-GS	MIN	AVG	FG-FGA	FG%	3FG-FGA	3FG%	FT-FTA	FT%	OFF	DEF	TOT	AVG	PF	DQ	A	TO	BLK	STL	PTS	AVG
1	WILLIAMS, Rashad	12-12	458:49	38.2	70-206	.340	51-155	.329	43-51	.843	1	29	30	2.5	31	1	22	33	0	10	234	19.5
14	HILL-MAIS, Xavier	30-29	968:15	32.3	197-378	.521	15-56	.268	94-140	.671	68	178	246	8.2	83	1	57	68	38	35	503	16.8
13	BRECHTING, Brad	30-30	731:35	24.4	104-200	.520	3-15	.200	80-112	.714	62	132	194	6.5	70	1	26	50	29	20	291	9.7
2	MADDOX JR., Tray	30-29	868:47	29.0	92-237	.388	35-105	.333	56-77	.727	22	68	90	3.0	57	1	64	53	7	34	275	9.2
4	OLADAPO, Daniel	30-21	772:32	25.8	99-180	.550	0-3	.000	65-110	.591	77	111	188	6.3	49	1	39	60	6	20	263	8.8
15	KANGU, Kevin	30-16	707:34	23.6	50-158	.316	19-74	.257	39-59	.661	9	58	67	2.2	50	0	100	62	7	19	158	5.3
11	LAMPMAN, Blake	30-4	737:51	24.6	49-145	.338	45-137	.328	14-24	.583	4	48	52	1.7	43	0	44	16	0	18	157	5.2
21	MONROE, Madison	18-6	193:20	10.7	16-37	.432	3-11	.273	8-11	.727	8	16	24	1.3	22	0	12	16	0	6	43	2.4
35	HARRIS, Jackie	26-0	185:20	7.1	13-41	.317	9-34	.265	1-2	.500	5	13	18	0.7	6	0	4	2	1	0	36	1.4
24	PITTMAN JR., Kenny	27-2	193:55	7.2	8-25	.320	5-18	.278	5-9	.556	1	22	23	0.9	19	1	5	9	0	4	26	1.0
33	GETTELFINGER, Christopher	18-0	102:59	5.7	4-18	.222	1-8	.125	6-6	1.000	1	16	17	0.9	13	0	19	15	2	6	15	0.8
10	GOODLINE, Zach	9-1	66:51	7.4	0-4	.000	0-2	.000	6-6	1.000	0	3	3	0.3	8	0	7	6	0	3	6	0.7
5	NEWSOME, Emmanuel	12-0	48:29	4.0	1-10	.100	0-4	.000	6-7	.857	1	8	9	0.8	6	0	6	4	0	0	8	0.7
20	SOWUNMI, Babatunde	17-0	85:46	5.0	5-14	.357	0-0	.000	1-4	.250	11	10	21	1.2	12	0	1	7	0	3	11	0.6
Team											47	60	107					13				
Total		30	6122		709-1654	.429	186-622	.299	424-618	.686	317	772	1089	36.3	469	6	406	414	90	178	2028	67.6
Opponents		30	6099		760-1802	.422	272-816	.333	306-452	.677	337	738	1075	35.8	582	15	447	371	83	203	2098	69.9

Team Statistics

	OAK	OPP
Scoring	2028	2098
Points per game	67.6	69.9
Scoring margin	-2.3	-
Field goals-att	709-1654	760-1802
Field goal pct	.429	.422
3 point fg-att	186-622	272-816
3-point FG pct	.299	.333
3-pt FG made per game	6.2	9.1
Free throws-att	424-618	306-452
Free throw pct	.686	.677
F-Throws made per game	14.1	10.2
Rebounds	1089	1075
Rebounds per game	36.3	35.8
Rebounding margin	+0.5	-
Assists	406	447
Assists per game	13.5	14.9
Turnovers	414	371
Turnovers per game	13.8	12.4
Turnover margin	-1.4	-
Assist/turnover ratio	1.0	1.2
Steals	178	203
Steals per game	5.9	6.8
Blocks	90	83
Blocks per game	3.0	2.8
Winning streak	0	-
Home win streak	4	-
Attendance	38656	56815
Home games-Avg/Game	12-3221	14-4058
Neutral site-Avg/Game	-	4-4812

Team Results

Date	Opponent		Score	Att.
11/05/2019	Goshen	W	94-66	2554
11/08/2019	vs Delaware	L	53-56	0
11/09/2019	vs UTSA	W	75-62	564
11/10/2019	vs Southern Ill.	W	61-52	539
11/16/2019	at Maryland	L	50-80	12989
11/18/2019	Hartford	W	60-50	2987
11/25/2019	at Northern Ill.	L	50-74	730
11/30/2019	at Toledo	L	63-65	3931
12/03/2019	at Western Mich.	W	72-62	2114
12/07/2019	at Bowling Green	L	65-68	2124
12/14/2019	vs Michigan St.	L	49-72	18145
12/18/2019	at Syracuse	L	62-74	16394
12/21/2019	Fairfield	Lot	59-61	2788
12/28/2019	Detroit Mercy	W	78-69	3792
01/03/2020	Wright St.	L	69-96	3393
01/05/2020	Northern Ky.	L	64-75	2879
01/09/2020	at Youngstown St.	L	60-61	2815
01/11/2020	at Cleveland St.	W	68-55	1561
01/16/2020	at Green Bay	L	69-73	1232
01/18/2020	at Milwaukee	L	68-73	1492
01/23/2020	UIC	L	50-80	3091
01/25/2020	IUPUI	Lot	85-89	3644
01/31/2020	at Detroit Mercy	W	77-64	2021
02/06/2020	at Northern Ky.	L	70-73	3241
02/08/2020	at Wright St.	L	71-83	5053
02/13/2020	Cleveland St.	W	79-74	2919
02/15/2020	Youngstown St.	W	72-64	3488
02/21/2020	Milwaukee	W	75-68	3252
02/23/2020	Green Bay	Wot2	92-88	3869
02/27/2020	at IUPUI	L	68-71	1118

2019-20 Combined - Conference Only

Game Records

Record	Overall	Home	Away	Neutral
ALL GAMES	7-10	5-4	2-6	0-0
CONFERENCE	7-10	5-4	2-6	0-0
NON-CONFERENCE	0-0	0-0	0-0	0-0

Score by Periods

Team	1st	2nd	OT	TOT
Oakland	561	622	32	1215
Opponents	576	648	32	1256

Team Box Score

No.	Player				Total		3-Point		F-Throw		Rebounds													
		GP-GS	MIN	AVG	FG-FGA	FG%	3FG-FGA	3FG%	FT-FTA	FT%	OFF	DEF	TOT	AVG	PF	DQ	A	TO	BLK	STL	PTS	AVG		
1	WILLIAMS, Rashad	12-12	45:49	38.2	70-206	.340	51-155	.329	43-51	.843	1	29	30	2.5	31	1	22	33	0	10	234	19.5		
14	HILL-MAIS, Xavier	17-17	55:12	32.8	117-227	.515	8-29	.276	58-87	.667	45	102	147	8.6	48	0	32	36	29	20	300	17.6		
13	BRECHTING, Brad	17-17	42:30	25.0	60-112	.536	3-10	.300	54-75	.720	41	78	119	7.0	36	1	16	25	20	13	177	10.4		
2	MADDOX JR., Tray	17-17	49:41	29.4	59-137	.431	19-55	.345	28-42	.667	14	38	52	3.1	34	1	48	26	4	20	165	9.7		
4	OLADAPO, Daniel	17-9	38:20	22.9	48-83	.578	0-2	.000	27-46	.587	40	63	103	6.1	31	1	20	32	4	9	123	7.2		
11	LAMPMAN, Blake	17-3	44:08	26.4	25-77	.325	25-73	.342	7-11	.636	3	27	30	1.8	28	0	34	12	0	11	82	4.8		
21	MONROE, Madison	10-4	11:40	11.4	14-27	.519	3-8	.375	5-6	.833	6	8	14	1.4	12	0	10	11	0	4	36	3.6		
15	KANGU, Kevin	17-5	31:31	18.4	21-65	.323	9-33	.273	9-19	.474	2	17	19	1.1	26	0	49	21	3	8	60	3.5		
24	PITTMAN JR., Kenny	16-0	86:13	5.4	5-13	.385	2-9	.222	3-4	.750	0	10	10	0.6	14	1	3	3	0	2	15	0.9		
20	SOWUNMI, Babatunde	9-0	41:09	4.6	3-5	.600	0-0	.000	1-4	.250	7	4	11	1.2	7	0	1	5	0	1	7	0.8		
35	HARRIS, Jackie	13-0	69:32	5.3	4-11	.364	2-7	.286	0-0	.000	1	2	3	0.2	3	0	1	1	0	0	10	0.8		
10	GOODLINE, Zach	9-1	66:51	7.4	0-4	.000	0-2	.000	6-6	1.000	0	3	3	0.3	8	0	7	6	0	3	6	0.7		
33	GETTELFINGER, Christopher	6-0	13:56	2.3	0-2	.000	0-1	.000	0-0	.000	1	3	4	0.7	1	0	4	6	1	1	0	0.0		
5	NEWSOME, Emmanuel	3-0	12:04	4.0	0-0	.000	0-0	.000	0-0	.000	0	1	1	0.3	1	0	2	2	0	0	0	0.0		
Team											23	26	49					6						
Total		17	3497		426-969	.440	122-384	.318	241-351	.687	184	411	595	35.0	280	5	249	225	61	102	1215	71.5		
Opponents		17	3474		454-1043	.435	155-439	.353	193-280	.689	218	415	633	37.2	337	11	260	218	51	102	1256	73.9		

Team Statistics

	OAK	OPP
Scoring	1215	1256
Points per game	71.5	73.9
Scoring margin	-2.4	-
Field goals-att	426-969	454-1043
Field goal pct	.440	.435
3 point fg-att	122-384	155-439
3-point FG pct	.318	.353
3-pt FG made per game	7.2	9.1
Free throws-att	241-351	193-280
Free throw pct	.687	.689
F-Throws made per game	14.2	11.4
Rebounds	595	633
Rebounds per game	35.0	37.2
Rebounding margin	-2.2	-
Assists	249	260
Assists per game	14.6	15.3
Turnovers	225	218
Turnovers per game	13.2	12.8
Turnover margin	-0.4	-
Assist/turnover ratio	1.1	1.2
Steals	102	102
Steals per game	6.0	6.0
Blocks	61	51
Blocks per game	3.6	3.0
Winning streak	0	-
Home win streak	4	-
Attendance	30327	18533
Home games-Avg/Game	9-3370	8-2317
Neutral site-Avg/Game	-	0-0

Team Results

Date	Opponent		Score	Att.
12/28/2019	Detroit Mercy	W	78-69	3792
01/03/2020	Wright St.	L	69-96	3393
01/05/2020	Northern Ky.	L	64-75	2879
01/09/2020	at Youngstown St.	L	60-61	2815
01/11/2020	at Cleveland St.	W	68-55	1561
01/16/2020	at Green Bay	L	69-73	1232
01/18/2020	at Milwaukee	L	68-73	1492
01/23/2020	UIC	L	50-80	3091
01/25/2020	IUPUI	Lot	85-89	3644
01/31/2020	at Detroit Mercy	W	77-64	2021
02/06/2020	at Northern Ky.	L	70-73	3241
02/08/2020	at Wright St.	L	71-83	5053
02/13/2020	Cleveland St.	W	79-74	2919
02/15/2020	Youngstown St.	W	72-64	3488
02/21/2020	Milwaukee	W	75-68	3252
02/23/2020	Green Bay	Wot2	92-88	3869
02/27/2020	at IUPUI	L	68-71	1118