

OAKLAND

2019-20 MEN'S BASKETBALL



OAKLANDMBB
 GOLDENGRIZZLIES
 GOLDEN_GRIZZLIES
 WWW.GOLDENGRIZZLIES.COM

GAME 28

vs MILWAUKEE

FRIDAY, FEB. 21

ROCHESTER, MI

ATHLETICS CENTER O'RENA

8 PM | ESPN+, TV20

OU TICKET OFFICE

OUTICKETS@OAKLAND.EDU

248.370.4000

569 Pioneer Drive, 201 RAC

Rochester, Michigan 48309-4401

THE MATCHUP

MILWAUKEE (12-14, 7-7 HL)

Panthers
 Head Coach: Pat Baldwin (3rd Season)
 Record at YSU: 37-53
 Career Record: same

CATEGORY LEADERS

15.7	Lucas	Points
5.8	Abram	Rebounds
4.8	Lucas	Assists



OAKLAND (10-17, 5-9 HL)

Golden Grizzlies
 Head Coach: Greg Kampe (36th Season)
 Record at Oakland: 628-472
 Career Record: same

CATEGORY LEADERS

Points	Williams	20.9
Rebounds	Hill-Mais	7.8
Assists	Kangu	3.3

2019-20 SCHEDULE AND RESULTS

DATE	OPPONENT	TIME (ET)/RESULT
10.24	Rochester University # ESPN3+ WDFN	W, 61-59
10.30	Saginaw Valley State # ESPN3+ WDFN	W, 84-63
11.5	Goshen ¹ ESPN3+ WDFN	W, 94-66
11.8	Delaware ¹ FloSports WDFN	L, 56-53
11.9	UTSA ¹ FloSports WDFN	W, 75-62
11.10	Southern Illinois ¹ FloSports WDFN	W, 61-52
11.16	at Maryland BTN+ WDFN	L, 80-50
11.18	Hartford TV20/ESPN3+ WDFN	W, 60-50
11.25	at Northern Illinois ESPN+ WDFN	L, 74-50
11.30	at Toledo ESPN+ WDFN	L, 65-63
12.3	at Western Michigan ESPN3+ WDFN	W, 72-62
12.7	at Bowling Green ESPN3+ WDFN	L, 68-65
12.14	Michigan State ² ESPN2 WDFN	L, 72-49
12.18	at Syracuse ESPN WDFN	L, 74-62
12.21	Fairfield ESPN3+ WDFN	L, 61-59 OT
12.28	Detroit Mercy* TV20/ESPN3+ WDFN	W, 78-69
1.3	Wright State* ³ TV20/ESPN3+ WDFN	L, 96-69
1.5	Northern Kentucky* TV20/ESPN3+ WDFN	L, 75-64
1.9	at Youngstown State* ESPN3+ WDFN	L, 61-60
1.11	at Cleveland State* ESPN3+ WDFN	W, 68-55
1.16	at Green Bay* ESPN3+ WDFN	L, 73-69
1.18	at Milwaukee* ESPN3+ WDFN	L, 73-68
1.23	UIC* TV20/ESPN3+ WDFN	L, 80-50
1.25	IUPUI* TV20/ESPN3+ WDFN	L, 89-85 OT
1.31	at Detroit Mercy* ESPN3+ WDFN	W, 77-64
2.6	at Northern Kentucky* ESPN3+ WDFN	L, 73-70
2.8	at Wright State* ESPN3+ WDFN	L, 83-71
2.13	Cleveland State* TV20/ESPN3+ WDFN	W, 79-74
2.15	Youngstown State* TV20/ESPN3+ WDFN	W, 72-64
2.21	Milwaukee* TV20/ESPN3+ WDFN	8 p.m.
2.23	Green Bay* TV20/ESPN3+ WDFN	3 p.m.
2.27	at IUPUI* ESPN3+ WDFN	7 p.m.
2.29	at UIC* ESPN3+ WDFN	4:12 p.m.

Exhibition
 * Horizon League Contest
¹ Sunshine Slam (Kissimmee, Fla./Silver Spurs Arena)
² Detroit, Mich./Little Caesars Arena
³ ESPN Wildcard Game

ATHLETIC COMMUNICATIONS

Maria Rivera
 Senior Assistant AD of Communications
 E-mail mariarivera@oakland.edu
 Office (248) 370-3201 | Cell (248) 915-8556

Jon Hevron
 Director for Creative & Emerging Media / MBB Contact
 E-mail jhevron@oakland.edu
 Office (248) 370-4362 | Cell (248) 978-5066

#WEARtheBEAR

GAMEDAY INFORMATION

Location: Rochester, Michigan
 Arena: Athletics Center O'Rena
 TV: ESPN+, TV20
 Radio: WDFN-AM (1130), iHeart Radio App
 Talent: Neal Ruhl (PxP) and Dan Waterstradt (Analyst)
 Mobile: Golden Grizzlies Live App

INSIDE THE SERIES

Overall: Milwaukee, 12-8
 At Home: 4-5
 At MKE: 4-7
 At Neutral: 0-0
 Current Streak: Milwaukee, 1
 Last Meeting: L, 73-68 (1/18/20 at UMW Panther Arena)

HILL-MAIS NIKE #HLMBB POTW

Senior forward Xavier Hill-Mais was named the Nike #HLMBB Co-Player of the Week after averaging 21 points per game last week. Hill-Mais recorded a pair of 20-plus point efforts as the Golden Grizzlies knocked off Cleveland State and Youngstown State. He has scored 20 or more points in three-straight games and five of the last eight.

THE OPENING TIP

> Xavier Hill-Mais is one of 10 Horizon League seniors named to the Dos Equis 3X3U National Championship Midseason Watch List, announced on Tuesday, February 4. The 2020 event is scheduled for April 3-5 at Atlanta's Atlantic Station. The Greensboro, North Carolina, native has scored in double figures in 26 of 27 games this season - highlighted by seven double-doubles - most recently vs Youngstown State on Feb. 15. Currently, Hill-Mais ranks inside the top eight in the league for points per game, 16.0, and rebounds, 7.8. He is knocking down over 51 percent of his field goal attempts - good for second in the Horizon.

> The Golden Grizzlies enter the weekend on their first two-game win streak since November 9-10. Additionally, Oakland built a double-digit lead at home in back-to-back outings for the first time since December 21 and December 28 against Fairfield and Detroit Mercy.

> Oakland hit 70 or more points for the sixth-straight game last time out. The Golden Grizzlies hadn't scored at least 70 in consecutive efforts since the streak began on Jan. 25 against IUPUI.

> The three-point streak was extended to 997 by Tray Maddox Jr. early in the first half against YSU. The last time Oakland did not convert a shot from behind the arc was on Jan. 30, 1988 vs. Wayne State University. The Golden Grizzlies have hit a three-ball in 997-consecutive games, which is the fifth-longest streak in the NCAA.

> In the season's first matchup with the Panthers, Oakland fell 73-68 at the UMW Panther Arena. Hill-Mais led a trio of Golden Grizzlies in double figures with 20 points. Te'Jon Lucas paced Milwaukee with 20.

> Oakland's scoring with Williams versus without is a difference of 7.2 ppg. William is averaging more than 20 points per game and has knocked down 39 triples in just nine games. Tray Maddox Jr. had a streak of 10 games with at least one triple this season to lead the team. Blake Lampman had a streak of eight-consecutive games. Lampman leads the team with 45 three-pointers this season - which leads all freshman in the Horizon League.

> Oakland is 65-22 in the month of February since 2009. In eight of those seasons, the Golden Grizzlies have won at least six games in February.

PROBABLE STARTERS

No.	Name (Ht., Wt., Yr., Pos.)	GP-GS	PPG	RPG	APG	Notes
1	Rashad Williams (6-2, 185, So-R, G)	9-9	20.9	2.3	2.0	Named Nike Horizon League Player of the Week 2.4
2	Tray Maddox Jr. (6-5, 200, So., G)	27-26	8.7	2.8	1.9	Shooting 35-percent from beyond the arc in league play
4	Daniel Oladapo (6-7, 220 So., F)	27-18	8.4	5.8	1.3	Team-high 2.4 offensive rebounds per game
14	Xavier Hill-Mais (6-7, 261, Sr-R, F)	27-26	16.0	7.8	1.7	Second in the HL in field goal percentage - 51.7-percent
13	Brad Brechting (6-11, 240, Sr-R, C)	27-27	9.6	6.5	0.8	Streak of double-digit games ended on Feb. 8 at WVSU

KEY RESERVES

No.	Name (Ht., Wt., Yr., Pos.)	GP-GS	PPG	RPG	APG	Notes
11	Blake Lampman (6-1, 171, Fr., G)	27-4	5.8	1.8	1.6	2x Nike #HLMBB Freshman of the Week
15	Kevin Kangu (6-4, 179, Jr., G)	27-16	5.6	2.3	3.3	14 points last time out against YSU
21	Madison Monroe (6-4, 179, Jr., G)	17-6	2.5	1.4	0.7	Second-most minutes of any FR on the team - 11.4 mpg



TV/RADIO ROSTER

2019-20 GOLDEN GRIZZLIES




1 Rashad
G Williams
6-2 | 180



2 Tray
G Maddox Jr.
6-5 | 190



4 Daniel
F Oladapo
6-7 | 220



5 Emmanuel
G Newsome
6-0 | 160



10 Zach
G Goodline
6-1 | 170



11 Blake
G Lampman
6-1 | 171




13 Brad
F Brechting
6-11 | 217



14 Xavier
F Hill-Mais
6-7 | 248



15 Kevin
G Kangu
6-4 | 180



20 Babatunde
C Sowunmi
6-10 | 245




21 Madison
G Monroe
6-3 | 185



24 Kenny
G Pittman Jr.
6-3 | 180




33 C.J.
G Gettelfinger
6-4 | 185



34 Yusuf
C Jihad
6-8 | 215



35 Jackie
F Harris
6-6 | 205



HC Greg
Kampe
36th Season



AC Jeff
Smith
First Season



AC Tony
Jones
Third Season



AC Mychal
Covington
Third Season

PRONUNCIATION GUIDE

Daniel OLADAPO: oh-la-DAH-po
Brad BRECHTING: BRECK-ting
MYCHAL COVINGTON: Michael CUV-ing-TON
XAVIER HILL-MAIS: EX-avy-ER Hill-MAYS
Kevin KANGU: KANG-oo
Greg KAMPE: Campy
BABATUNDE SOWUNMI: Bob-uh-TOON-day
SHA-woon-ME
Christopher GETTELFINGER: GET-el-finger
YUSUF JIHAD: YOU-sif G-haad

STAFF

Head Coach: Greg Kampe
Record at Oakland: 628-472 (36th season)
Overall: same
Associate Head Coach: Jeff Smith (1st season)
Assistant Coaches: Tony Jones (3rd season)
Mychal Covington (3rd season)
Director of Operations: Sarah Judd (14th season)
Strength Coach: Terry Sauerbry (6th season)
Athletic Trainer: Chris Curran (2nd season)
Graduate Assistant: Corey Wheeler (2nd season)

NUMERICAL ROSTER 2019-20 GOLDEN GRIZZLIES

#	Name	Pos.	Ht.	Wt.	Cl.	Hometown/Previous School
1	Rashad Williams	G	6-2	180	R-So.	Detroit, Mich. / Wayne Memorial/Cleveland St.
2	Tray Maddox Jr.	G	6-5	190	So.	Novi, Mich. / Novi
4	Daniel Oladapo	F	6-7	220	So.	Bladensburg, M.D. / Bladensburg / Chipola College
5	Emmanuel Newsome	G	6-0	160	Fr.	Boca Raton, Fla. / Westlake Prep
10	Zach Goodline	G	6-1	170	Fr.	Coloma, Mich. / Coloma
11	Blake Lampman	G	6-1	171	Fr.	Haslett, Mich. / Haslett
13	Brad Brechting	C	6-11	217	R-Sr.	Cedar Springs, Mich. / Cedar Springs
14	Xavier Hill-Mais	F	6-7	248	R-Sr.	Greensboro, N.C. / Page
15	Kevin Kangu	G	6-4	180	Jr.	Burlington, Ont., Canada / John Carroll / Vincennes
20	Babatunde Sowunmi	C	6-10	245	So.	Lagos, Nigeria / Solid Rock Academy
21	Madison Monroe	G	6-3	185	Fr.	Charlotte, N.C. / U.S. Military Academy Prep
24	Kenny Pittman Jr.	G	6-3	180	So.	Chicago, Ill. / Simeon
33	C.J. Gettelfinger	G	6-4	185	Fr.	Knoxville, Tenn. / Grace Christian Academy
34	Yusuf Jihad	C	6-8	215	Fr.	Detroit, Mich. / North Farmington
35	Jackie Harris	F	6-6	205	Fr.	Lambertville, Mich. / St. Francis de Sales

GENERAL INFORMATION

School: Oakland University
 Location: Rochester, Mich.
 Founded: 1957
 Enrollment: 19,309
 Nickname: Golden Grizzlies
 Colors: Black and Gold
 Affiliation: NCAA I
 Conference: Horizon League
 Arena: Athletics Center O'rena
 Capacity: 4,000
 Year Opened: 1998
 President: Ora Hirsch Pescovitz, M.D. (Northwestern '78)
 Director of Athletics: Steve Waterfield (Kenyon '94)

BASKETBALL HISTORY

First Year: 1967-68
 All-Time Record (52 seasons): 815-724 (.532)
 First Year of Division I: 1999-00
 All-Time D1 Record (18 seasons): 363-308 (.547)
 NCAA Tournaments: 7 (3 DI, 4 DII)
 Last Appearance: 2011
 No.13 seed Oakland 81, No.4 seed Texas 85
 NCAA second round, Tulsa, Okla. (BOKCenter)
 League Regular Season Titles: 6
 1995-96 (GLIAC), '96-97 (GLIAC), '99-00
 (Summit), '09-10 (Summit), '10-11 (Summit),
 '16-17 (Horizon)
 League Tournament Titles: 3
 2005: def. UMKC, 67-63 (quarters); def
 Chicago State, 56-53 (semis); def. ORU, 61-
 60 (title game)
 2010: def. UMKC, 85-70 (quarters); def.
 IPFW, 71-58 (semis); def. IUPUI, 76-64 (title
 game)
 2011: def. SUU, 82-66 (quarters); def. SDSU,
 110-90 (semis); def. ORU, 90-76 (title game)

TEAM INFORMATION

2018-19 Record: 16-17, 11-7 HL (3rd)
 Starters Returning/Lost: 3/2
 Letterwinners Returning/Lost: 5/5
 2019 Horizon League Tournament: 1-1
 Newcomers: 10
 Roster Breakdown (Sr./Jr./So./Fr.): 2/1/5/7

STARTERS RETURNING (3)

No.	Player	Ht.	Wt.	Cl.	Pos.	pts/rebs
02	Tray Maddox Jr.	6-5	200	So.	G	6.7/2.4
13	Brad Brechting	6-11	240	Sr.-R	C	9.5/5.9
14	Xavier Hill-Mais	6-7	261	Sr.-R	F	18.3/7.2

OTHER LETTERWINNERS RETURNING (2)

No.	Player	Ht.	Wt.	Cl.	Pos.	pts/rebs
20	Babatunde Sowunmi	6-10	245	So.	C	0.3/0.3
24	Kenny Pittman Jr.	6-3	180	So.	G	0.5/0.4

OTHER LETTERWINNERS LOST (3)

No.	Player	Ht.	Wt.	Cl.	Pos.	pts/rebs
10	Karmari Newman	6-4	170	R-So.	G	9.4/2.5
04	Stan Scott	6-3	180	Jr.	G	0.9/0.7
22	James Beck	6-8	210	Jr.	F	4.6/4.2

NEWCOMERS (10)

No.	Player	Ht.	Wt.	Cl.	Pos.
33	Christopher Gettelfinger	6-4	186	Fr.	G
10	Zach Goodline	6-1	175	Fr.	G
35	Jackie Harris	6-6	206	Fr.	F
34	Yusuf Jihad	6-8	214	Fr.	C
15	Kevin Kangu	6-4	179	Jr.	G
11	Blake Lampman	6-1	171	Fr.	G
21	Madison Monroe	6-3	185	Fr.	G
05	Emmanuel Newsome	6-0	151	Fr.	G
04	Daniel Oladapo	6-7	220	So.	F
01	Rashad Williams	6-2	185	So.-R	G



GAME 28 vs MILWAUKEE

MICHIGAN DI 1 SCHOOLS

School	2018-19	Last 11 yrs.	Pct.
1. Michigan State (B1G)	16-4	160-65	.710
2. Oakland (HL/Summit)	11-7	151-70	.686
3. Michigan (B1G)	15-5	134-94	.590
4. Western Michigan (MAC)	2-16	113-102	.523
5. Eastern Michigan (MAC)	9-9	105-108	.493
6. Central Michigan (MAC)	10-8	95-118	.448
7. Detroit Mercy (HL)	8-10	87-132	.399

FEBRUARY SUCCESS

The Golden Grizzlies have been successful in the month of February over the last 10 seasons (2009-present):

Year	Feb. Record	Overall Feb. Record	Overall Pct.
2009	6-1	6-1	.857
2010	7-0	13-1	.928
2011	6-1	19-2	.904
2012	6-1	25-3	.892
2013	6-1	31-4	.885
2014	2-5	33-9	.785
2015	7-2	40-11	.784
2016	7-2	47-13	.783
2017	8-0	55-13	.808
2018	4-4	59-17	.776
2019	4-3	63-20	.759
2020	2-2	65-22	.759

HOME SWEET HOME

Oakland is 119-43 over its last 160 games inside the O'rena and 77-23 (.773) over its last 98 home league games. The Golden Grizzlies have won 10 or more games at home in 12 of the last 13 seasons.

Overall Records at the O'rena

- 209-84 (.721) all-time
- 122-49 (.727) in league play
- 86-31 (.736) vs. non-conference opponents
- 27-1 (.962) vs. non-DI
- 4-2 (.666) vs. Power 5 conference opponents
- 5-1 (.833) in NCAA postseason play

Top Attended Games at the O'rena

1. 4,141 vs. Detroit Mercy (2/23/19)
2. 4,123 vs. Detroit Mercy (1/13/17)
3. 4,114 vs. Detroit Mercy (2/26/16)
4. 4,110 vs. Valparaiso (1/8/17)
5. 4,101 vs. Detroit Mercy (2/15/15)

Most Wins Inside the O'rena

1. 2009-10, 13-1 (9-0 in league play)
- T1. 2016-17, 13-4 (6-3 in league play)
3. 2014-15, 12-4 (8-0 in league play)
4. 2011-12, 12-6 (6-3 in league play)
- T4. 2008-09, 12-0 (9-0 in league play)

3-POINTER STREAK

The last time Oakland did not convert a shot from behind the arc was on Jan. 30, 1988 vs. Wayne State University.

UNLV and Princeton are the only two schools to make a 3-pointer in every game since the inclusion of a 3-point line in 1986-87.

Western Carolina was the first intercollegiate school to make a 3-point field goal.

Consecutive games with a three-pointer: 997 (5th among NCAA)

SCOUTING REPORT - MILWAUKEE

The Panthers pulled off an offensive feat not seen in quite some time when the team finished with three players with 20 or more points in the same game. Te'Jon Lucas, DeAndre Abram and Darius Roy all contributed exactly 20 points each against Green Bay Feb. 15, the first time three Panthers have done the trick since February 5, 2005. That day, Milwaukee defeated UIC by a final score of 85-75, with Joah Tucker (26), Ed McCants (22) and Boo Davis (20) all finishing with impressive point totals.

Following a tough stretch from three-point range, the Panthers found the zone against Green Bay Feb. 15. The team finished with a season-high 15 makes (on 34 attempts/.441 FG%), which also checks in in a tie for fifth-most in a game in program history. It's just the second game in the past eight seasons that MKE connected on at least 15 triples in a single outing, the most recent one coming against UIC in February of 2016 (15-for-33 that day).

The Milwaukee men's basketball team will take to the road for a pair of key Horizon League contests this week. With the season winding down and just two games separating third place from seventh place in the conference standings, the matchups against Oakland and Detroit Mercy will play a crucial role to see if the Panthers can earn a home game in the postseason.

The Panthers lead the all-time history 12-8, dating back to 1969. The series is nearly even (8-7 OU) in Milwaukee's NCAA D1 era, with the Grizzlies having won six of the past eight. The teams split the season series a year ago, each winning away from home. Earlier this winter, the Panthers claimed a 73-68 victory at home, keyed by a 21-4 scoring run. Te'Jon Lucas led the way with 20 points.

THE NUMBERS



66.4		PPG	▶	72.3
-2.9		Scoring Margin	▶	-0.4
42.5	◀	FG %		41.1
42.0	◀	Opp. FG %		43.3
30.2		3-PT %	▶	32.2
69.1		FT %	▶	71.0
35.6		RPG	▶	37.0
-0.3	◀	Rebound Margin		-0.7
13.4	◀	Assists		12.4
14.0		TPG	▶	13.8
6.1	◀	SPG		5.9
3.0		BPG	▶	3.2

Williams No. 2 on SportCenter Top 10

Oakland completed the season sweep of Cleveland State, 79-74. Sophomore guard Rashad Williams led all scorers with 28 points - highlighted by a step-back crossover triple that was No. 2 on Sportscenter's Top 10 for February 13. Williams is the second Golden Grizzly to appear at the No. 2-spot in #SCTop10, as freshman guard CJ Gettelfinger's half court heave as the shot clock expired on Dec. 18 at Syracuse made the cut.

Williams Taking Over

Rashad Williams has scored at least 25 points in three of the past five outings. Seventy-one percent of Williams' made field goals have come from range.

2005 NCAA Tournament Team

The 2005 Golden Grizzlies were tabbed a Cinderella story. Oakland's run through the league tournament - with a mark of 9-18 at the end of the regular season - earned the Golden Grizzlies their first-ever trip to the NCAA Tournament. Oakland defeated Alabama A&M in the Opening Round before falling to North Carolina.

2010 NCAA Tournament Team

The 2010 Oakland squad won the Summit League regular season and tournament title. The Golden

2019-20 HORIZON LEAGUE PLAYERS OF THE WEEK

Nov. 11 – Daniel Oladapo, Oakland
 Nov. 18 – Marcus Burk, IUPUI
 Nov. 25 – Dantez Walton, Northern Kentucky
 Dec. 2 – Dantez Walton, Northern Kentucky
 Dec. 9 – Dantez Walton, Northern Kentucky
 Dec. 16 – Tyler Sharpe, Northern Kentucky
 Dec. 23 – JayQuan McCloud, Green Bay
 December 31 – Loudon Love, Wright State
 January 6 – Torrey Patton, Cleveland State
 January 13 – Te'Jon Lucas, Milwaukee
 January 19 – Tyler Sharpe, Northern Kentucky
 January 26 – Marcus Burke, IUPUI
 February 3 – Rashad Williams, Oakland
 February 10 – Te'Jon Lucas, Milwaukee
 February 17 – Xavier Hill-Mais, Oakland

2019-20 HORIZON LEAGUE FRESHMAN OF THE WEEK

Nov. 11 – Amari Davis, Green Bay
 Nov. 18 – Mike DePersia, IUPUI
 Nov. 25 – Grant Basile, Wright State
 Dec. 2 – Amari Davis, Green Bay
 Dec. 9 – Amari Davis, Green Bay
 Dec. 16 – Amari Davis, Green Bay
 Dec. 23 – Tanner Holden, Wright State
 December 31 – Blake Lampman, Oakland
 January 6 – Amari Davis, Green Bay
 January 13 – Blake Lampman, Oakland
 January 19 – Amari Davis, Green Bay
 January 26 – Tanner Holden, Wright State
 February 3 – Amari Davis, Green Bay
 February 10 – Amari Davis, Green Bay
 February 17 – Amari Davis, Green Bay

OAKLAND INDIVIDUAL LEADERS

CONSECUTIVE DOUBLE-FIGURE POINTS

Xavier Hill-Mais.....23
 Rashad Williams7

CAREER DOUBLE-FIGURE POINTS (2019-20)

Xavier Hill-Mais.....61 (26)
 Brad Brechting.....31 (12)
 Rashad Williams27 (9)
 Tray Maddox Jr.....21 (11)
 Daniel Oladapo.....10 (10)
 Blake Lampman.....7 (7)
 Kevin Kangu6 (6)
 Madison Monroe.....2 (2)

CAREER 20 OR MORE POINTS (2019-20)

Xavier Hill-Mais.....21 (7)
 Brad Brechting7 (3)
 Rashad Williams6 (3)
 Daniel Oladapo.....2 (2)
 Tray Maddox Jr.....1 (0)
 Kevin Kangu1 (1)

CAREER 30 OR MORE POINTS (2019-20)

Xavier Hill-Mais.....4 (0)
 Brad Brechting1 (0)
 Rashad Williams2 (2)

CAREER DOUBLE-FIGURE REBOUNDS (2019-20)

Xavier Hill-Mais.....13 (7)
 Brad Brechting10 (5)
 Daniel Oladapo.....3 (3)

CAREER DOUBLE-FIGURE ASSISTS (2019-20)

CONSECUTIVE GAMES WITH AT LEAST ONE 3-POINTER

Rashad Williams9
 Three Players2

CAREER DOUBLE-DOUBLES (2019-20)

Xavier Hill-Mais.....13 (7)
 Brad Brechting10 (5)
 Daniel Oladapo.....3 (2)

STARTING LINEUPS, POINTS AND PERCENT OF OFFENSE

Date	Opponent	Oakland starting lineup	Lineup Record	Pts	% of Offense	W/L
11/5	Goshen	Brechting, Hill-Mais, Kangu, Maddox Jr., Oladapo	1-0	70	74	W
11/8	Delaware	Brechting, Hill-Mais, Kangu, Maddox Jr., Oladapo	1-1	50	94	L
11/9	UTSA	Brechting, Hill-Mais, Kangu, Maddox Jr., Oladapo	2-1	66	85	W
11/10	Southern Illinois	Brechting, Pittman Jr, Kangu, Maddox Jr., Oladapo	1-0	56	92	W
11/16	Maryland	Brechting, Hill-Mais, Kangu, Maddox Jr., Oladapo	2-2	34	68	L
11/18	Hartford	Brechting, Hill-Mais, Kangu, Maddox Jr., Oladapo	3-2	53	88	W
11/25	Northern Illinois	Brechting, Hill-Mais, Kangu, Pittman Jr., Oladapo	0-1	34	68	L
11/30	Toledo	Brechting, Hill-Mais, Kangu, Maddox Jr., Oladapo	3-3	45	71	L
12/3	Western Michigan	Brechting, Hill-Mais, Kangu, Maddox Jr., Oladapo	4-3	56	78	W
12/7	Bowling Green	Brechting, Hill-Mais, Kangu, Maddox Jr., Lampman	0-1	56	86	L
12/14	Michigan State	Brechting, Hill-Mais, Kangu, Maddox Jr., Oladapo	4-4	25	51	L
12/18	Syracuse	Brechting, Hill-Mais, Monroe, Maddox Jr., Oladapo	0-1	50	81	L
12/21	Fairfield	Brechting, Hill-Mais, Monroe, Maddox Jr., Oladapo	0-2	47	80	L
12/28	Detroit Mercy	Brechting, Hill-Mais, Kangu, Maddox Jr., Oladapo	5-4	54	69	W
1/3	Wright State	Brechting, Hill-Mais, Kangu, Maddox Jr., Oladapo	5-5	53	77	L
1/5	Northern Kentucky	Brechting, Hill-Mais, Kangu, Maddox Jr., Oladapo	5-6	44	69	L
1/9	Youngstown State	Brechting, Hill-Mais, Kangu, Maddox Jr., Monroe	0-1	45	75	L
1/11	Cleveland State	Brechting, Hill-Mais, Monroe, Goodline, Maddox Jr.	1-0	34	50	W
1/16	Green Bay	Brechting, Hill-Mais, Kangu, Maddox Jr., Williams	0-1	64	93	L
1/18	Milwaukee	Brechting, Hill-Mais, Maddox Jr., Williams, Monroe	0-1	49	72	L
1/23	UIC	Brechting, Hill-Mais, Maddox Jr., Williams, Monroe	0-2	50	74	L
1/25	IUPUI	Brechting, Hill-Mais, Maddox Jr., Williams, Lampman	0-1	71	84	L
1/31	Detroit Mercy	Brechting, Hill-Mais, Maddox Jr., Williams, Lampman	1-1	65	84	W
2/6	Northern Kentucky	Brechting, Hill-Mais, Maddox Jr., Williams, Lampman	1-2	58	83	L
2/8	Wright State	Brechting, Hill-Mais, Maddox Jr., Williams, Oladapo	0-1	67	94	L
2/13	Cleveland State	Brechting, Hill-Mais, Maddox Jr., Williams, Oladapo	1-1	72	91	W
2/15	Youngstown State	Brechting, Hill-Mais, Maddox Jr., Williams, Oladapo	2-1	56	78	W

Grizzlies won 26 games - going 17-1 in conference play. Senior point guard Johnathon Jones led all Division I players in assists. Oakland fell in round one of the NCAA Tournament to Pitt.

Quick Starts on the Road

Heading into the road matchup at NKU on Feb. 6, the Golden Grizzlies had jumped out to a double digit lead in the first half in the past five road games: +15 at Detroit, +10 at Milwaukee, +15 at Green Bay, +12 at Cleveland State, +13 at Youngstown State. The Golden Grizzlies took a lead into half in four of the five outings: +9 at Detroit, +3 at Green Bay, +3 at Cleveland State, +4 at Youngstown State, -4 at Milwaukee. At Northern Kentucky, the Golden Grizzlies held the Norse scoreless for 4:19 to start the game, getting out to a 7-0 start. Oakland is 2-4 over the last five road games.

Williams Nike #HLMBB Player of the Week

Rashad Williams was named the Nike #HLMBB Player of the week after dropping a career-high 37 points in the Golden Grizzlies' 77-64 victory over Detroit Mercy on Friday, January 31. Williams knocked down 7-of-16 from beyond the arc, matching his career high for three-point field goals in a game originally set on December 16, 2018, at Illinois State. Fourteen of Williams' 37 came from the foul line en route to becoming the first Golden Grizzly to score 30 or more points since senior center Brad Brechting put up 32 against Youngstown State in the O'rena on February 1, 2019.

Making it Our City

Following Oakland's 77-64 win at Detroit on Jan. 31, the Golden Grizzlies haven't trailed Detroit in 1 hour, 57 minutes and 40 seconds of game time. Over the past seven games - which have results in a program-best seven-consecutive victories over the Titans, Oakland has led or been tied for 4 hours, 21 min and 8 seconds.

Overtime Thriller vs IUPUI

The 85 points by Oakland on Jan. 25 vs IUPUI were the most since scoring 94 against Goshen in the season opener on Nov. 5, 2019. This afternoon's game was just the second time this year the Golden Grizzlies have gone for 80 or more in a game. Oakland is 0-2 in overtime games this season - lost to Fairfield on Dec. 21, 61-59, lost to IUPUI on Jan. 25, 89-85. Both contests were played at the O'Rena.

Limiting Mistakes

For the first time this season, Oakland committed fewer than 10 turnovers as a team vs IUPUI on Jan. 25. The last time Oakland committed fewer than 10 turnovers was at Youngstown State on Jan. 31, 2019 - the Golden Grizzlies turned it over just nine times against the Penguins. The seven turnovers this afternoon is the lowest since giving up just four in last year's season opener against Toledo on Nov. 9, 2018 - Oakland committed just four turnovers in the effort.

The Metro Series

The Golden Grizzlies and Detroit Mercy branded a rivalry in 2014 that includes competition



BY THE NUMBERS

4

NBA players in the last 11 years
(Kendrick Nunn, Kay Felder, Keith Benson & Rawle Marshall)

6

Players that led the NCAA in a statistical category since 2009 (Jones/APG, Hamilton/PPG, Bader/3PG, Mondy/SPG, Felder/APG, Nunn/3PG)

8

Postseason appearances in the last 10 years (4 CIT, 2 NCAA, 1 Vegas 16, 1 NIT)

71

Wins in the Horizon League since becoming a member in July 2013

628

Career wins for Coach Kampe, 12th among active DI coaches

815

Oakland's all-time wins

997

Consecutive games with at least one 3-pointer made

between the shared 14 intercollegiate sports. Two points are awarded to the school that picks up the victory. In the sport of cross country, golf, track and field, the school with the highest finish at the Horizon League Championships will be awarded the two points. The Golden Grizzlies have dominated the rivalry over the first five seasons, outscoring the Titans 136-38 and currently lead this season's 15-1.

Season High From the 10th Starting Lineup

The 71 points from the starting combo of Brechting, Maddox Jr., Hill-Mais, Lampman and Williams last time out against IUPUI was the highest point total tallied by the starting five this season. The starters against Goshen in the season opener combined for 70 points.

Lampman Dialing In From Range

Blake Lampman has hit at least one three-pointer in eight-straight games and at least three triples 10 times this season. Tray Maddox Jr. had the longest three-point streak of the team this season, putting together 10-consecutive efforts with a triple.

Built for Defense

Oakland's defense sits second in the league at 68.6 points surrendered per game. The Golden Grizzlies held opponents to under 60 points four times this season. Opponents have hit just 41.6 percent of their field goals against Oakland, making the Golden Grizzlies' defense second in the Horizon League in the category behind Wright State.

NET Rankings

The Golden Grizzlies come into this week the third-highest ranked Horizon team in the most updated NET rankings. The NET relies on game results, strength of schedule, game location, scoring margin, net offensive and defensive efficiency, and the quality of wins and losses. Wright State (121) and Northern Kentucky (135) are the league foes in front of Oakland (222).

Williams Granted Transfer Waiver

Rashad Williams was named eligible by the NCAA on January 16, announced the League and Director of Athletics Steve Waterfield. Williams transferred from Cleveland State where he averaged 10.8 points and 1.8 rebounds per game during the 2018-19 season and knocked down 91 triples - ranking second in CSU single-season history.

Nice to Meet You

Oakland added 10 newcomers to the 2019-20 squad, including three transfers in Kevin Kangu (Vincennes University), Daniel Oladapo (Chipola College) and Rashad Williams (Cleveland State).

Brechtling's Big Night at Green Bay

Senior center Brad Brechting went for a season-high 26 points last time out at Green Bay. It was his highest point total since dropping 32 at Cleveland State a year ago. Brechting pulled down 14 boards for the third double-double of his season and eighth of his career.

Lampman Nike #HLMBB Freshman of the Week...Again! Jan. 13

For the second time since the start of league play on Dec. 28, freshman guard Blake Lampman has been named the Nike #HLMBB Freshman of the Week. Lampman finished Oakland's road trip through Ohio as the Golden Grizzlies' second-leading scorer with 24 total points. He knocked down 58-percent of his attempts from beyond the arc, hitting seven of 12 triples. Lampman has recorded three or more triples in eight games this season and in three-consecutive games. Since the start of the award in 2013-14, Oakland has had four players earn the award at least three times in their rookie campaigns: Kay Felder (7), Jaylen Hayes (6), Isaiah Brock (3) and Braden Norris (3).

Starters at Green Bay

The starting lineup of Brechting, Williams, Hill-Mais, Maddox Jr. and Kangu combined for 93-percent of Oakland's 69 points at Green Bay on January 16. The lineup chipped in 64 points, led by Brechting's 26 and Williams' 16. The 93-percent mark is the second-highest of any starting combination for the Golden Grizzlies this season. Against Delaware, Brechting, Hill-Mais, Kangu, Maddox Jr. and Oladapo accounted for 94-percent of Oakland's offense, combining for 50 points. The Golden Grizzlies are 1-2 when the starters account for 90+ percent of the offense.

Taming the Phoenix

Green Bay entered Thursday's matchup as the second-highest scoring team in the Horizon League at just over 81 ppg. Oakland held Green Bay under double-digits for eight minutes and started on an 11-0 run before the first media timeout. The 73 points for the Phoenix since Dec. 14 when Green Bay fell to Evansville, 72-62.

BIG Win at CSU

With the victory at Cleveland State on Jan. 11, Oakland avoided its worst start in Horizon League play in program history. The last time Oakland started 1-3 in the Horizon League was 2017-18. The Golden Grizzlies went on to win five straight after dropping three of the year's first four in conference action and finished the season 10-8 and earned the No. 4 seed in the Horizon League Tournament.

THE LAST TIME OAKLAND...

SCORED 100+ POINTS 101 vs. YSU inside the O'rena (2/21/17)	34 by Western Michigan at University Arena (11/26/13)	GOALS 8 by Marcus Burk, IUPUI, at the O'rena (1/25/20), 6 by Jaylen Minnett, IUPUI, at the O'Rena (1/25/20)
SCORED 90-99 POINTS 94 vs. Goshen in the O'rena (11/5/19)	OAKLAND HAD 50 OR MORE REBOUNDS 55 at Washington in Alaska Airlines Arena (12/19/15)	OPPONENT PLAYER MADE 10 OR MORE FREE THROWS 12 by Antoine Davis, Detroit Mercy, O'rena (12/28/19)
SCORED LESS THAN 50 POINTS 44 vs. Cleveland State at Little Caesars Arena (3/5/18)	OAKLAND HAD 25 OR MORE OFFENSIVE REBOUNDS 27 vs. Southern University at the Sears Centre (11/26/10)	OAKLAND PLAYER HAD 15 OR MORE REBOUNDS 15 by Brad Brechting vs. Youngstown State in the O'rena (3/6/19)
SCORED LESS THAN 40 POINTS 30 at Northwestern in Welsh-Ryan Arena (11/21/98)	OAKLAND HAD 30 OR MORE DEFENSIVE REBOUNDS 35 vs. Northern Kentucky at Little Caesars Arena (3/11/19)	OPPONENT PLAYER HAD 15 OR MORE REBOUNDS 18 by Chris Brandon, Detroit Mercy, at the O'rena (12/28/19)
SHOT 60% OR BETTER .600 (28-47) at Fairfield in Alumni Hall (12/6/18)	OPPONENT HAD 50 OR MORE REBOUNDS 54 by Michigan St at LCA (12/14/19)	OAKLAND PLAYER HAD A TRIPLE-DOUBLE Kay Felder (29 pts, 10 ast, 10 rebs vs. ETSU in Mandalay Bay (3/29/16)
SHOT 70% OR BETTER FROM 3-POINT RANGE .778 (7-9) vs. South Dakota State in the O'rena (2/2/08)	OAKLAND PLAYER SCORED 40 OR MORE POINTS 47 by Travis Bader vs. IUPUI in the O'rena (1/24/13)	OAKLAND HAD A 5 OR MORE WINNING STREAK Feb. 16 - March 6, 2019
MADE 40 OR MORE FIELD GOALS 45 vs. South Dakota St. in Sioux Falls Arena (3/7/11)	OAKLAND PLAYER SCORED 30 OR MORE POINTS 34 by Rashad Williams at NKU in BB&T Arena (2/6/20)	OAKLAND HAD AN 8 OR MORE WINNING STREAK Jan. 9-Feb. 26, 2017
MADE 15 OR MORE 3-POINT FIELD GOALS 18 at Hartford in Chase Arena (12/16/18)	OAKLAND PLAYER MADE 15 OR MORE FIELD GOALS 15 by Corey Petros at UIC in the UIC Pavilion (2/4/15)	
MADE 30 OR MORE FREE THROWS 32 vs. Youngstown State in the O'rena (3/6/19)	OAKLAND PLAYER MADE 8 OR MORE 3-PT FG 8 by Kendrick Nunn at Detroit Mercy in Calihan Hall (1/20/18) / Rashad Williams at NKU 2/6/20	
OPPONENT SCORED 100+ POINTS 102 by #3 Kansas at Allen Fieldhouse (11/25/17)	OAKLAND PLAYER MADE 10 OR MORE FREE THROWS 14 by Rashad Williams at Detroit Mercy (1/31/20)	
OPPONENT SCORED 90-99 POINTS 96 by Wright State at the O'rena (1/3/19)	OPPONENT PLAYER SCORED 30 OR MORE POINTS 39 by Marcus Burk, IUPUI, at the O'rena (1/25/20), 30 by Jaylen Minnett, IUPUI, at the O'Rena (1/25/20)	
OPPONENT SCORED LESS THAN 60 PTS 50 vs. Hartford at the O'rena (11/18/19)	OPPONENT PLAYER MADE 15 OR MORE FIELD GOALS 16 by Albert Owens, Oral Roberts, at the Mabee Center (11/27/17)	
OPPONENT SCORED LESS THAN 50 PTS 47 vs. Defiance in the O'rena (11/19/18)	OPPONENT PLAYER MADE 6 OR MORE 3-PT FIELD	
OPPONENT SHOT 60% OR BETTER .604 (32-53) by Northeastern at Matthews Arena (12/8/18)		
OPPONENT SHOT 70% OR BETTER FROM 3-PT. .750 (12-16) by Utah State in the Smith Spectrum (3/25/12)		
OPPONENT MADE 40 OR MORE FIELD GOALS 40 by Michigan State in the O'rena (11/17/98)		
OPPONENT MADE 15 OR MORE 3-PT FG 16 by Youngstown State at the O'rena (1/4/16)		
OPPONENT MADE 30 OR MORE FREE THROWS		

Hill-Mais: A Leader in the Horizon League

Xavier Hill-Mais' 15.4 points per game ranks seventh in the league, and he is one of five players in the conference with at least 100 made field goals. Hill-Mais has scored in double figures in 18 of 19 games this season and 53 times in his career. His 53.6-percent from the floor is good to lead the conference in the category.

New Starting Five in Cleveland

For the first time this season, coach Greg Kampe started two freshmen - Zach Goodline and Madison Monroe. It was Goodline's first start. He has played in every game since the start of league play on Dec. 28. Monroe made his second-straight start and fourth of the year. Joining the frosh were Tray Maddox Jr., Brad Brechting and Xavier Hill-Mais. The combination tallied 50-percent of Oakland's total points at Cleveland State - which is the lowest output by a starting unit for the Golden Grizzlies this season.

Getting to the Line at CSU

Eighteen of Oakland's 30 first half points at Cleveland State came from the free throw line. The Golden Grizzlies finished the game 26-of-37 from the charity stripe. It was the most free throw attempts and makes on the season. The outing prior, at Youngstown State, Oakland went 3-of-6 for the outing from the foul line.

Kangu Stepping Up

After missing the starting rotation for just the third game this season, Kevin Kangu hit double figures against the Vikings for the first time since Nov. 18 against Hartford where he finished with 11. Kangu started the season averaging 10.7 ppg through the first six games of the year. Kangu knocked down two triples marking the first time he has hit multiple three-pointers since the season opener against Goshen on Nov. 5.



OAKLAND'S RECORD WHEN

Leading Scorer	Record
Brad Brechting	1-3
Daniel Oladapo	2-1
Tray Maddox Jr.	0-2
Kevin Kangu	1-0
Xavier Hill-Mais	5-10
Blake Lampman	1-1
Rashad Williams	2-1

Leading Rebounder	Record
Daniel Oladapo	3-5
Brad Brechting	4-4
Xavier Hill-Mais	6-9
Kevin Kangu	0-1
Babatunde Sowunmi	0-1

Double-Figure Points	Record
Brad Brechting	2-10
Daniel Oladapo	4-5
Xavier Hill-Mais	9-17
Kevin Kangu	4-1
Blake Lampman	4-3
Tray Maddox Jr.	2-7
Madison Monroe	0-2
Rashad Williams	3-6

Double-Figure Rebounds	Record
Daniel Oladapo	3-0
Xavier Hill-Mais	4-3
Brad Brechting	3-3

Double-Figure Assists	Record
-----------------------	--------

Double-Doubles	Record
Daniel Oladapo	2-0
Brad Brechting	2-3
Xavier Hill-Mais	4-3

Winning at halftime	Record
	9-3

Tied at halftime	Record
	0-2

Losing at halftime	Record
	1-12

Scores 74 points or less	Record
	5-16

Scores 75 points or more	Record
	5-1

MICHIGAN DI SCHOOLS IN LEAGUE PLAY

10+ league wins in the last 13 seasons (since 2006-07)

Oakland - 12
Michigan State - 11
Michigan - 7
Western Michigan - 6
Central Michigan - 4
Detroit Mercy - 3
Eastern Michigan - 1

OAKLAND VERSUS RANKED

The Golden Grizzlies have faced a ranked opponent in every season except one (2005-06), posting an overall record of 2-45.

Oakland's two top-25 wins came versus No. 23 Oregon (68-62) at The Palace of Auburn Hills on Dec. 22, 2007, and at No. 7 Tennessee (89-82) on Dec. 14, 2010 inside Thompson-Boling Arena

The Golden Grizzlies played a program-high six teams in 2010-11 and have faced 24 nationally-ranked teams over the last eight seasons, going 1-23 in those games.

Most recently, the Golden Grizzlies fell to No. 16/15 Michigan State on Dec. 14, 2019, 72-49.

Goodie Goodline

Zach Goodline appeared to be redshirting this season before seeing his first game action against Detroit on Dec. 28. Since, Goodline has appeared in every game, including starting against Cleveland State. Against the Vikings, he notched the first points of his college career, knocking down 6-of-6 from the free throw line. He was 0-for-2 from the floor.

Monroe's Emergence

Freshman Madison Monroe made his fourth start of the season last timeout. Last week, Monroe notched the second double-figure game of his career - scoring 10 at Youngstown State.

Tray For Trey

Sophomore Tray Maddox Jr. had knocked down at least one triple in 10-straight efforts before going 0-for-2 at Cleveland State on Jan. 11. Maddox Jr. has hit a three-pointer in 14 of 18 games this season.

Lampman Finding His Shot

For the eighth time this season, Blake Lampman knocked down at least three triples at Cleveland State. His career-high came at Toledo on November 30 when the Haslett, Michigan, native went 5-of-10 from range. Oakland is 4-4 when Lampman hits at least three from beyond the arc.

Lampman Named Nike #HLMBB Freshman of the Week - December 31

Freshman guard Blake Lampman was named the Freshman of the Week by the Horizon League on December 31. In the Golden Grizzlies' lone outing last week, Lampman finished with 12 points and a career-high five assists. Heading into the matchup with #MetroSeries rival Detroit Mercy, the Haslett, Michigan, native had been struggling from beyond the arc, going 1-of-15 over the previous two outings. Against the Titans, Lampman found his shot early, finishing the game 4-of-9. Lampman leads Oakland with 27 made triples on the year.

Surprises Off the Bench vs Wright State

Madison Monroe hit a career-high 10 points in 24 minutes of action against the Raiders. Monroe finished with two assists and a career-best three steals. Babatunde Sowunmi also took advantage of his minutes last time out, dropping a career-high five points and six rebounds - four coming on the offensive glass.

A Night to Forget

The 96 by Wright State was the most surrendered this season - previously 80 at No. 7 Maryland - and most No. 8 Michigan State scored 99 at the Breslin Center on Dec. 21, 2018. The 30-point deficit with 4:19 to go was the largest deficit Oakland has faced since trailing Michigan State by 29 with 7:41 to play on Dec. 14. The biggest deficit this season came at No. 7 Maryland by 35 with 3:40 to play on Nov. 16.

Finding the Range vs. Detroit Mercy

The nine made triples by Oakland against Detroit Mercy on Dec. 28 was a season-high. Five different Golden Grizzlies hit from deep, led by Blake Lampman's four. The 78 points by Oakland was the most since the season opener against Goshen, when the Golden Grizzlies posted 94. It was just the fourth time this year that Oakland has scored 70 or more points.

Dominating the #MetroSeries

The victory last time out over Detroit Mercy gave Oakland a program-best sixth straight win over the Titans. The longest winning streak in the series belongs to Detroit Mercy, winning the first 10 matchups from 1973-2000. Since the flip of the century, the Golden Grizzlies are 12-3 in the series, with the Titans' last victory coming on January 13, 2017.

In League Openers

Oakland is 6-1 all-time in Horizon League openers and 4-0 while opening league play in the O'rena since joining the conference in 2013.

Hill-Mais Hits Career Milestone

With 10 rebounds against the Titans on Dec. 28, Xavier Hill-Mais eclipsed the century mark on the season (109) and the 500 mark in his career (508) in the category. Xavier Hill-Mais' 19 points and 10 rebounds was good for his 10th career double-double and fourth of the campaign. Hill-Mais has scored in double figures in 13 of 14 games this season, and has notched a double-double every time he hits double figures on the glass.

Hill-Mais & Brechting vs. Fairfield

Hill-Mais' 18 points marks the 12th time this season in 13 outings the senior has reached double figures. He has scored double digits in nine-straight games, and has 47 career outings with 10+ points. Brad Brechting had a game-high 13 rebounds. It was Brechting's seventh double-digit rebounding effort of his career and second this season. Brechting pulled down 12 boards against Southern Illinois on November 10. Brechting's double-double is the second of the season and seventh of his career.

SportsCenter #SCTop10 - Gettelfinger at No. 2 on Dec. 18

MID-MAJOR SUCCESS

Entering 2019-20, Oakland is winning 65 percent of its games against mid-major opponents since the 2008-09 season. The Golden Grizzlies are 207-111 against mid-major teams over the last 12 seasons (6-49 vs. Power 5, 15-0 vs. non-D1). Here is a breakdown of the Golden Grizzlies' record:

2008-09:	23-12 overall
	21-8 vs. mid-major teams
	1-5 vs. Power 5, 1-0 vs. non-D1
2009-10:	26-9 overall
	24-3 vs. mid-major teams
	0-6 vs. Power 5, 2-0 vs. non-D1
2010-11:	25-10 overall
	23-3 vs. mid-major teams
	1-7 vs. Power 5, 1-0 vs. non-D1
2011-12:	20-16 overall
	18-12 vs. mid-major teams
	1-4 vs. Power 5, 1-0 vs. non-D1
2012-13:	16-17 overall
	14-12 vs. mid-major teams
	0-5 vs. Power 5, 2-0 vs. non-D1
2013-14:	13-20 overall
	11-15 vs. mid-major teams
	0-5 vs. Power 5, 2-0 vs. non-D1
2014-15:	16-17 overall
	14-11 vs. mid-major teams
	0-6 vs. Power 5, 2-0 vs. non-D1
2015-16:	23-12 overall
	22-9 vs. mid-major teams
	1-3 vs. Power 5, 0-0 vs. non-D1
2016-17:	25-8 overall
	20-7 vs. mid-major teams
	2-1 vs. Power 5, 2-0 vs. non-D1
2017-18:	19-14 overall
	19-11 vs. mid-major teams
	0-3 vs. Power 5, 0-0 vs. non-D1
2018-19:	16-17 overall
	16-15 vs. mid-major teams
	0-2 vs. Power 5, 1-0 vs. non-D1
2019-20:	10-17 overall
	9-14 vs. mid-major teams
	0-3 vs. Power 5, 1-0 vs. non-D1

POWER-5 WINS

1. Northwestern, 60-41 (1/2/00), Evanston
2. Michigan, 97-90 (11/17/00), Rochester
3. Texas A&M, 90-58 (12/22/07), Rochester
4. No. 23 Oregon, 68-62 (12/22/07), Auburn Hills
5. Oregon, 82-79 OT (11/17/08), Eugene
6. No. 7 Tennessee, 89-82 (12/14/10), Knoxville
7. Tennessee, 89-81 (11/28/11), Rochester
8. Washington, 97-83 (12/19/15), Seattle
9. Georgia, 86-79 (12/23/16), Rochester
10. Clemson, 74-69 (3/14/17), Clemson

A breakdown of Oakland's record vs. the power conferences; ACC (1-6), Big Ten (2-39), Big 12 (1-12), Pac-12 (3-6), SEC (3-8) | Big East (high major, 0-15)

On Wednesday at Syracuse, CJ Gettelfinger ended a 7-0 scoring run by the Orange with a half court shot as the shot clock was expiring. The half-court heave came in at No. 2 on Sportscenter's Top-10, getting beat out only by Cristiano Ronaldo's header on Dec. 18.

Bright Lights, Big Crowds

Oakland is no stranger to big environments. On three occasions this season the Golden Grizzlies have played in front of 12-plus thousand. (at Maryland 12,989 | vs. Michigan State 18,145 | at Syracuse 16,394).

BIG in the Paint at Syracuse

The senior duo of Xavier Hill-Mais and Brad Brechting combined for 36 points at Syracuse on Dec. 18. Oakland outscored Syracuse 30-20 in the paint. Hill-Mais' 16 points marks the 11th game this season the senior has scored in double figures. Hill-Mais entered the night as the seventh-leading scorer in the conference. Brechting's 20 points was his first 20-point performance since the season opener against Goshen on November 5. Following the game, Jim Boeheim has this to say about the Oakland bigs, "Their big guys are very good....really good and really strong...even when we trapped them, they shrugged us off and went in. They are a good team. They are physical, tough guys."

Forcing the Ball Outside vs. Power Five

Against Michigan State and Syracuse, Oakland has forced its opponent to live on the perimeter, as the Spartans and Orange have combined for 77 three-point attempts against the Golden Grizzlies. Oakland is second in the Horizon league in three-point defense, giving up just 31.0-percent of attempts.

Going Deep into the Bench

Coach Greg Kampe went 12-deep against Syracuse, as Jim Boeheim played just three off the bench. As a result, the Golden Grizzlies' bench outscored the Orange's, 12-5. This season, 12 of the 15 rostered players have seen action.

Three-Point Woes Continue

Oakland's three-point shooting woes continued in the Carrier Dome, going 4-of-18. Tray Maddox Jr. had two of the four, finishing the game 2-of-3. The rest of the squad combined for 2-of-15. The Golden Grizzlies are shooting 28.1-percent on the year from distance.

Maddox: Oakland Hoops Over Syracuse Football

Tray Maddox Jr. was a highly touted receiver at Novi High School. He held multiple Division I offers, and the 6-foot-5, 188-pound standout once listed Syracuse as the front-runner before choosing to play basketball over football. He committed to play for Greg Kampe at Oakland, admittedly wrestled with the decision for a few weeks, then came to this conclusion after watching a gut-wrenching clip from Jahvid Best's college highlight tape, saying he'll preserve his body more as a basketball player.

Forcing No. 16/15 Michigan State Outside

Despite woes on the offensive end, Oakland's defense forced the Spartans out to the perimeter, putting up 33 three-pointers. MSU shot just 21-percent from beyond the arc. Michigan State's 72-point effort was below its season average of 79.2. Only one Spartan hit double-figures - Aaron Henry with 10 points.

Freshmen Waking Up Late

Blake Lampman and Jackie Harris came alive late against Michigan State, knocking down a pair of three's apiece in the final five minutes of play. This is the second outing this season Harris has hit multiple three-pointers. Lampman has hit a three-ball in five-consecutive outings and leads the team with 19 on the year.

Attempt Record at Little Caesars Arena

The 65 total attempts by Oakland versus Michigan State on Dec. 14 is tied for the fourth-highest total by a college basketball team at Little Caesars Arena.

Creating Second Chances

Daniel Oladapo is second on the team with 74 rebounds. Of those 77, 34 have come on the offensive glass - which ranks third in the conference.

Losing the Battle on the Glass vs. MSU

Michigan State's 54 rebounds is the first time since 2017 an OU opponent grabbed more than 50 boards against the Golden Grizzlies. The last time it happened was on Jan. 8, 2017, when UIC pulled down 56 rebounds.

Hill-Mais Early Impact

The Redshirt Senior leads the Horizon League with three double-doubles on the year. Hill-Mais currently is seventh in scoring amongst the league at 15.6 ppg. His 7.7 rebounds per game places him third. Hill-Mais has scored in double figures 12 of 13 games this season, with his season-high 26 coming at Western Michigan on Dec. 3. The redshirt senior joined the 1,000-point club on Dec. 3 at WMU, becoming the 36th player in program history to accomplish the feat.



GAME 28 vs MILWAUKEE

PLAYING THE BEST IN THE COUNTRY

Oakland has faced 36 ranked teams the last 14 seasons, 18 against top-10 opponents and three against the No. 1 team in the country. Here is a breakdown of the teams Oakland has faced;

Alabama (2)
Arkansas (2)
Arizona (2)
Cal
Cincinnati
Clemson
Georgia
Gonzaga
Illinois
Indiana
Iowa
Iowa State
Kansas (3)
Kansas State
Purdue
Marquette (2)
Maryland (2)
Memphis
Michigan (4)
Michigan State (12)
North Carolina
Ohio State
Oregon (3)
Pittsburgh (4)
Syracuse (2)
Texas
Tennessee (3)
UCLA (3)
Virginia
Washington
West Virginia (2)
Wisconsin
Xavier

A breakdown of Oakland's record since 2006-07:

7-52 vs. Power 5 conference teams (.121 winning pct.)

16-0 vs. non-D1 teams (1.000 winning pct.)

** This includes Gonzaga, Memphis and Xavier (all three were ranked when Oakland faced them)

POWER-5 CONFERENCE IN THE O'RENA

Oakland has welcomed six power-five conference opponents to the Athletics Center O'rena, posting a 4-2 record in those contests

No. 5 Michigan State | L, 96-66 (11/17/98)

3,405 in attendance

Michigan | W, 97-90 (11/17/00)

4,005 in attendance

No. 5 Missouri | L, 90-85 (11/29/03)

2,435 in attendance

Texas A&M | W, 90-58 (12/6/03)

2,435 in attendance

Tennessee | W, 89-81 (11/28/11)

3,755 in attendance

Georgia | W, 86-79 (12/23/16)

4,063 in attendance

Kangu Shines at Sunshine Slam

Kevin Kangu was named to the All-Tournament Team at the Sunshine Slam after averaging 12.7 ppg, 5.0 rebs. And 6.0 in three games

Oladapo Earns POTW Plaudits

Oladapo earned Nike Horizon League Player of the week honors (11/11) after he led the Golden Grizzlies over the course of their four-game week averaging 13.8 points and 7.5 rebounds to guide Oakland to a 3-1 record to start the season

Golden Cubs with Early Action

Oakland's roster features seven true freshmen. Five of the seven frosh have seen playing time this season, with Blake Lampman appearing in all 11 games and starting one. Fellow freshman Jackie Harris has also appeared in 11 games this season, averaging 9.1 minutes per game.

#NunnBetter Turnin' Up the Heat

After spending time in the G League for the Golden State Warriors, Kendrick Nunn has exploded onto the NBA scene in his rookie season. Nunn is averaging over 30 minutes per game. His 45.2-percent from the floor has powered 16.2 points per game, which ranks third among all NBA rookies. On Dec. 10 against the Atlanta Hawks, Nunn set career highs in points (35) and rebounds (6), coming one point shy of the Miami Heat Rookie record for points in a single-game.

NEW FACES

Oakland welcomes 10 newcomers to the 2019-20 squad including three transfers in Kevin Kangu (Vincennes University), Daniel Oladapo (Chipola College) and Rashad Williams (Cleveland State).

Oakland returns 38 percent of its minutes played from last season (2,488 out of 6,625). Starters Xavier Hill-Mais, Brad Brechting and Tray Maddox Jr. make up 93 percent of the returning minutes from last season.

Pct. Name (Minutes played in 2018-19)

41%	Xavier Hill-Mais (1,025)
28%	Brad Brechting (708)
24%	Tray Maddox Jr. (607)
5%	Kenny Pittman Jr. (110)
2%	Babatunde Sowunmi (38)

Oakland returns 44 percent of its points from a season ago (1,132 out of 2,532). Hill-Mais accounts for 53 percent of the Golden Grizzlies returning points.

Pct. Name (Points scored in 2018-19)

53%	Xavier Hill-Mais (604)
28%	Brad Brechting (312)
18%	Tray Maddox Jr. (200)
1%	Kenny Pittman Jr. (12)
>1%	Babatunde Sowunmi (4)

MR. 600

On Feb. 19, 2018 against Cleveland State, Greg Kampe earned his 600th career victory, becoming the (then) 15th active coach to reach the 600-win milestone in Division I.

UP THERE WITH THE BEST

Last season the Golden Grizzlies ranked inside the NCAA's top-50 in six statistical categories:

- Assists per game: 8th (led HL)
- Total assists: 14th
- Three point FG percentage: 17th (led HL)
- Assist-to-turnover ratio: 21st (led HL)
- Three pointers per game: 32nd
- Three pointers made: 39th (led HL)

HELPING HANDS

Last season, Oakland dished out 580 assists as a team, the most in its Division I era and since the 1994-95 season.

A LOOK BACK AT 2018-19

The Golden Grizzlies finished the season with a 16-17 overall record, going 11-7 in league play and advancing to its second-straight Horizon League Tournament Semifinal game.

Xavier Hill-Mais earned first team all-league honors while Braden Norris was named to the all-freshman team.

By going 11-7 in conference play, Oakland has recorded 10 or more league wins in 12 of the last 13 seasons, the most of any Michigan Division I school in that span.

Scoring Leaders in League Play

1. Davis, Antoine - UDM - 23.23
2. Burk, Marcus - IUPUI - 21.00
3. Quisenberry, Darius - YSU - 16.50
4. McCloud, JayQuan - GB - 16.48
5. Minnett, Jaylen - IUPUI - 16.46
6. Davis, Amari - GB - 16.30
7. Hill-Mais, Xavier - Oak - 16.00
8. Love, Loudon - WSU - 15.88
9. Lucas, Te'Jon - MKE - 15.72
10. Wampler, Bill - WSU - 15.54
11. Sharpe, Tyler - NKU - 15.32
12. Roy, Darius - MKE - 14.92
13. Ferguson, Tarkus - UIC - 14.36
14. Eichelberger, Algevon - CSU - 14.32
15. Faulkner, Trevon - NKU - 12.57
16. Holden, Tanner - WSU - 12.28
17. Bohannon, Naz - YSU - 10.86
18. Gentry, Cole - WSU - 10.79
19. Patton, Torrey - CSU - 10.77
20. Hankerson, Kameron - GB - 10.74

Rebounding Leaders in League Play

1. Goss, Elyjah - IUPUI - 11.50
2. Love, Loudon - WSU - 9.54
3. Bohannon, Naz - YSU - 8.79
4. Brandon, Chris - UDM - 8.26
5. Hill-Mais, Xavier - Oak - 7.78
6. Nelson, Adrian - NKU - 6.76
7. Holden, Tanner - WSU - 6.66
8. Brechting, Brad - Oak - 6.48
9. Eichelberger, Algevon - CSU - 6.40
10. Akuchie, Michael - YSU - 6.25
11. Abram, DeAndre - MKE - 5.84
12. Oladapo, Daniel - Oak - 5.78
13. Ferguson, Tarkus - UIC - 5.60
14. Miller, Justin - UDM - 5.26
15. Patton, Torrey - CSU - 5.18
16. Gomillion, Tre - CSU - 5.11
17. Adheke, Silas - NKU - 5.00
18. McCloud, JayQuan - GB - 4.93
19. Bridges, Braelen - UIC - 4.85
20. Weatherford, Grant - IUPUI - 4.79
- Diggins, Michael - UIC - 4.79

For the first time in Greg Kampe's 35 years as Oakland's head coach, four different Golden Grizzlies scored 30 points or more in a game this season (Hill-Mais, Jaevin Cumberland, Karmari Newman and Brad Brechting).

Cumberland finished the regular season leading the Horizon League in total minutes (1,143; fourth nationally) and free throw percentage (89 percent, 15th nationally).

Cumberland made a three-pointer in all 33 games last season.

Brechtling averaged 16.5 points and 10 rebounds per game in his final 11 games of 2018-19.

The Golden Grizzlies earned another series sweep over in-state rival Detroit Mercy and have won 11 of the last 14 meetings against the Titans dating back to 2001, including the last five consecutive games.

In the first matchup on Jan. 19, Oakland defeated the Titans 79-73 at Calihan Hall. The Golden Grizzlies and Titans met for a rematch at the O'rena on Feb. 23, and it was all Oakland from start to finish. Oakland cruised to a 95-75 win in front of an O'rena record crowd of 4,141. The 20-point win was the largest margin of victory in the series since 2001.

OAKLAND AT THE LEAGUE TOURNAMENT

Oakland is 17-15 all-time in Division I league tournaments, becoming eligible in 2002.

The Golden Grizzlies are 3-6 all-time in Horizon League tournament (five appearances).

Oakland won its first-ever Horizon League postseason game in a thrilling 96-92 overtime win over Youngstown State in the O'rena (3/4/14).

The Golden Grizzlies are 6-1 all-time as the No. 1 seed, capturing titles in 2010 and '11.

The Black and Gold are 14-8 all-time as the higher seed in the tournament.

POSTSEASON SUCCESS

Oakland has competed in 17 league tournaments, making five championship game appearances in 2005, '07, '09, '10, and '11

The Golden Grizzlies won three of five championship games (2005, '10, '11)

OPPORTUNITY KNOCKS

Oakland has built a tradition of quality transfers that have made the most of their second opportunity since beginning competition in Division I (1999-2000):

- Kendrick Nunn, Illinois...HL Player of the Year, 25.9 ppg (2nd in NCAA), signed contract with Golden State Warriors
- Martez Walker, Texas...Two-time all-league selection
- Sherron Dorsey-Walker, Iowa State ... Top-10 in HL in four different categories, NIT win at Clemson
- Percy Gibson, Iowa State ... Scored over 11 ppg as Oakland made Vegas 16 Postseason
- Max Hooper, St. John's/Harvard ... Horizon League Sixth Man of the Year in 2016
- Reggie Hamilton, UMKC ... Led NCAA in scoring (26.1) in 2012
- Laval Lucas-Perry, Arizona/Michigan ... Helped Oakland make CIT Final Four
- Rawle Marshall, Ball State ... Mid-Con Tournament MVP in 2005
- Duke Mondy, Providence ... Led NCAA in steals (2013), Summit League Newcomer of the Year
- Vova Severovas, Wright State ... Two-time all-league player in 2006 and '07
- Courtney Scott, Iowa ... Led Oakland to first-ever NCAA tournament in 2005
- Larry Wright, St. John's ... Part of the consecutive NCAA tournaments in 2010 and '11
- Dan Waterstradt, Rutgers ... Helped Golden Grizzlies reach postseason in 2009

A SEVENTH YEAR IN THE HORIZON LEAGUE

The Golden Grizzlies are 92-62 (.597) against Horizon League opponents since becoming a Division I institution. Here is a breakdown in the D1 era:

- Cleveland State (8-9)
- Detroit Mercy (11-4)
- Green Bay (8-8)
- IUPUI (24-16)
- Milwaukee (7-6)
- Northern Kentucky (5-4)
- UIC (11-2)
- Wright State (6-11)
- Youngstown State (13-4)

In its first four seasons in the HL, Oakland improved its league win total every year: seven (2013-



GAME 28 vs MILWAUKEE

Last Time Out: W, 72-64 vs YSU

ROCHESTER, Michigan - Oakland University men's basketball completed the weekend sweep, holding off Youngstown State's late rally, 72-64. Senior forward Xavier Hill-Mais led all scorers with 20 points as he recorded his seventh double-double of the season.

This afternoon's win marked the first time since November 9-10 that the Golden Grizzlies won consecutive games. Additionally, Oakland built a double-digit lead at home in back-to-back outings for the first time since December 21 and December 28 against Fairfield and Detroit Mercy.

Hill-Mais has scored 20 or more points in three-straight games and five of the last eight. His five helpers were a season high to go with his game-high 11 boards. Sophomore guard Tray Maddox Jr. hit double digits, finishing with 12 points. Maddox Jr. dished out a career-high seven assists while turning the ball over just once in 39 minutes of action.

Sophomore guard Rashad Williams knocked down four triples as he tallied 17 points. Williams has multiple three-pointers in every game as a Golden Grizzly.

Junior guard Kevin Kangu rounded out Oakland's four double-figure scorers with 14, nine of which came in the second half. Kangu's 14 were the most since pouring in 20 against UTSA on November 9. This afternoon was his second double-digit point effort since the start of conference play - scored 13 at Cleveland State on January 11.

Sophomore forward Dan Oladapo was active on the glass, grabbing 10 boards. His season high of 12 came on November 18 against Hartford. Oladapo has three double-figuring rebounding efforts.

Oakland held its opponent to under 40-percent from the floor for the ninth time this season as the Penguins shot 37-percent for the game. The Golden Grizzlies knocked down 26-of-54.

Darius Quisenberry led YSU with 14 points and Naz Bohannon grabbed 11 rebounds.

Oakland headed into the final 1:37 up 18, but a 9-0 Youngstown run that took up just 51 seconds brought the edge to single digits, 66-57.

The Golden Grizzlies took their first double digit lead at 41-31, with 15 minutes to go on a senior center Brad Brechting slam - he finished with four points. Oakland hadn't led at home by double figures since December 28 against Detroit coming into this week. Against Cleveland State on Thursday, the Black and Gold led by as many as 12. Against the Penguins this afternoon, the lead reached a height of 18.

Williams came out of the break and tallied a quick six points within the first four minutes of the second half to push the Golden Grizzly edge to eight.

Oakland closed the first half on a 9-2 run over the final 3:36 to take a 31-24 lead into the half. Maddox Jr. had 10 to lead all scorers at the break, marking his third double-figure game in the past six.

The Golden Grizzlies, leading by as many as nine, went through a three minute drought - allowing the Penguins to claw their way back with a 9-0 run, tying the game at 22-22.

Oakland used a 17-2 run with four different Golden Grizzlies scoring to surge out to a 22-13 lead over the Penguins with under seven minutes to play in the opening half. YSU scored just one bucket in 10:10 of action.

Williams and Maddox Jr. combined for a pair of Oakland three's to retake the lead, 13-11, as part of an 8-0 run. The Golden Grizzlies held YSU scoreless for more than two minutes.

The two sides exchanged the lead back and forth over the first four minutes of play before back-to-back triples by the Penguins built an 11-5 deficit for the Golden Grizzlies heading into the first media timeout.

Oakland concludes its home regular season next weekend as the Golden Grizzlies welcome Milwaukee and Green Bay on Friday, February 21, and Sunday, February 23, respectively. Sunday's matchup will be Senior Day, celebrating the careers of Hill-Mais and Brechting.

14), 11 (2014-15), 13 (2015-16), 14 (2016-17)

The Golden Grizzlies' record vs. the league since joining in 2014 in HL tournament;

Cleveland State (0-1)
Detroit Mercy (0-0)
Green Bay (0-0)
IUPUI (1-0)
Milwaukee (0-0)
Northern Kentucky (0-1)
UIC (0-1)
Wright State (0-2)
Youngstown State (2-1)

DO YOU REMEMBER?

Oakland went an outstanding 70-18 over its last 88 games vs. Summit League opponents, including the last four league tournaments. The Golden Grizzlies posted back-to-back league record of 17-1 seasons in 2009-10 and '10-11, earning 14 and 13 seeds in the NCAA tournaments

Oakland holds the all-time Summit League record for consecutive league wins at 20 (2009-10, '10-11) and won 10 or more league games in seven consecutive seasons. The Golden Grizzlies set a new league record with three postseason wins en route to the 2012 CollegeInsider.com Postseason tournament semifinals

KAMPE MILESTONE WINS

Win	Date	Score, Opponent	Note
1	11/26/84	69-68, NE Illinois	First win as collegiate head coach
46	2/26/87	71-60, Michigan Tech	First 20-win season for Oakland
100	1/25/90	87-75, Michigan Tech	100th win in 159 games
158	12/18/94	86-65, Toledo	First win over Division I opponent
172	3/8/94	105-98, Quincy	Oakland's first NCAA tournament game and win
200	1/4/96	90-81, Lake Superior St.	324 games into his career
212	2/24/96	104-77, Ferris State	First-ever GLIAC regular-season title
237	3/7/97	75-72, Indianapolis	Led Oakland to first Sweet 16
252	11/15/99	72-71, Illinois State	First win as a Division I school
266	12/4/00	78-65, Southern Utah	Oakland earns first Summit League win
277	2/26/00	86-84 (OT), Oral Roberts	First Summit League title in first yr. in league
278	11/17/01	97-90, Michigan	Oakland defeats Michigan for first time
300	1/31/02	84-60, Southern Utah	Oakland attains first winning record in D-I
343	2/26/05	94-89 (OT), IUPUI	Kampe reaches 50 wins in Summit League
348	3/8/05	61-60, Oral Roberts	Oakland wins Summit League tournament
349	3/15/05	79-69, Alabama A&M	First NCAA D-I tournament win
385	12/22/07	68-62, #23/21 Oregon	Oakland's first win over D-I ranked opponent
400	12/4/08	84-78, UMKC	Becomes 34th active D-I coach to reach 400
416	3/8/09	75-62, IPFW	First 20-win season in D-I
419	3/17/09	80-74, Kent State	First CollegeInsider.com tournament win
439	2/13/10	83-71, UMKC	Back-to-Back 20-win seasons
445	3/9/10	76-64, IUPUI	Second Summit League tournament title
450	12/4/10	99-62, UMKC	Moved into 3rd all-time in league wins
451	12/14/10	89-82, #7/7 Tennessee	Highest ranked team beaten at D-I
452	12/20/10	103-79, Rochester College	200th win in Division I
459	1/22/11	83-76, North Dakota St.	Summit League record 17th straight win
462	2/3/11	88-65, Western Illinois	20th consecutive league win/New record
465	2/19/11	105-96, South Dakota St.	3rd consecutive 20-win season, 9th overall
470	3/8/11	90-76, Oral Roberts	2nd straight league tourney title and NCAA berth
475	11/28/11	89-81, Tennessee	7th win over Power-5 opponent; 2nd straight over UT
490	3/20/12	77-70, RICE	Set league record with 3rd postseason win
500	1/26/13	67-60, WESTERN ILLINOIS	Became 5th active coach to win 500 at 1 school
512	1/4/14	75-70, VALPARAISO	First Horizon League win
513	1/11/14	77-69, at Detroit	First win inside Calihan Hall, Even D1 series with UDM
516	2/14/14	83-82 (OT), DETROIT	First Horizon League sweep over the Titans
519	3/4/14	96-92 (OT), YOUNGSTOWN STATE	First HL tournament win, first home league tourney game
525	1/15/15	69-66, GREEN BAY	Defeated Green Bay for first time in Horizon League play
527	1/26/15	59-56, CLEVELAND STATE	First-ever win over the Vikings
532	2/15/15	83-78, DETROIT	Won first-ever Michigan Sports Hall of Fame Cup
550	2/1/16	85-74, at Northern Kentucky	300th career conference victory
568	12/23/16	86-79, vs. Georgia	Fourth Power-5 conference win at home (4-2 all-time)
578	2/17/17	82-71, vs. VALPARAISO	1,000th career game coached
582	2/26/17	86-75, at Milwaukee	First ever regular season Horizon League Championship
583	3/14/17	74-69, at Clemson	First win over ACC opponent, first NIT win
600	2/16/18	82-66, at Cleveland State	15th active DI coach to reach 600 wins
613	2/2/19	83-68, vs. Cleveland State	Oakland earns 800th win as a program



HEAD COACH GREG KAMPE

36th SEASON

THE KAMPE FILE

Overall: 628-472 (.575); 363-307 D1 (.549)
 Overall League Record: 346-213 (.625)
 1984-98 GLIAC (DII): 128-87 (.595)
 1999-2013 Mid-Con/Summit: 147-81 (.644)
 2014-Pres. Horizon: 72-48 (.632)
 Born: Dec. 9, 1955
 Hometown: Defiance, Ohio
 Education: B.S. in Business and Journalism, Bowling Green State University, 1978; M.S. in Physical Education, Toledo, 1979
 Family: Wife Susan, three sons, Keith (Oakland baseball alum), Branch (former LSU football player) and Press (Attended Berklee College of Music)
 Coaching Career: Head Coach, Oakland University, 1984-present; Assistant Coach, Toledo, 1979-84; Graduate Assistant, Toledo, 1978-79
 Playing Career: Bowling Green, 1975-78 (football and basketball)

KAMPE BY THE NUMBERS

Most seasons with current school (Division I)

1. Jim Boeheim, Syracuse	44th season
2. Mike Krzyzewski, Duke	40th season
3. Greg Kampe, Oakland	36th season

Most wins by active Division I coaches (through 12/10)

1. Mike Krzyzewski, Duke	1,141
2. Jim Boeheim, Syracuse	951
3. Roy Williams, North Carolina	877
4. Bob Huggins, West Virginia	867
5. Cliff Ellis, Coastal Carolina	770
6. John Calipari, Kentucky	715
7. Rick Barnes, Tennessee	699
8. Bill Self, Kansas	688
9. Dana Altman, Oregon	652
10. Jim Larranaga, Miami (FL)	650
11. Lon Kruger, Oklahoma	646
12. Greg Kampe, Oakland	628
13. Kelvin Sampson, Houston	621
14. Tubby Smith, High Point	615
15. Tom Izzo, Michigan State	612

! Record reflects 101 wins vacated between 2004-07 and 2010-12 by the NCAA

- Greg Kampe has been on the Oakland sidelines for 36 years and is the third-longest tenured coach at one school in Division I. Kampe has led the Golden Grizzlies to three NCAA tournaments (2005, 2010, 2011) and coached four NBA players over the last 14 years.

- He became the fourth active D1 coach to win 600 games at one school in 2018. He finished third all-time in The Summit League with 147 league victories and earned a league-best five coach of the year selections

A CLOSER LOOK AT KAMPE

- Is No. 12 among active Div. 1 coaches in career wins.

- Inducted into Michigan Sports Hall of Fame in 2017.

- National Coach of the Year by *CollegeInsider.com* in 2000, after leading Oakland to the Mid-Con regular-season title in the Golden Grizzlies first season of D-I competition.

- 1 of 2 Oakland coaches to be inducted into the Hollie L. Lepley Hall of Honor while still active; Earning that distinction in Jan. 2012 with longtime swim coach Pete Hovland.

- Led team to a nation's-best 34-2 league record from 2009-11.

- Oakland won six Summit League championships in 14 seasons.

- The Golden Grizzlies are 80-29 (.759) in league play at home since 2008.

- Mid-Major Coach of the Year finalist in 2011.

- Over 30 players have gone on to play professionally, including four in the NBA; Rawle Marshall, Keith Benson, Kay Felder and Kendrick Nunn.

- Brian Gregory (1987-90) continues to hold the all-time school record in assists for a career, single-season and single-game, and now has become a very successful college coach; Gregory has been a head coach at Dayton and Georgia Tech, and was a special assistant to MSU's Tom Izzo in 2016-17. In March of 2017, he was named South Florida's head coach.



RASHAD WILLIAMS

REDSHIRT SOPHOMORE | 6-2 | 185 | GUARD
DETROIT, MICH. | WAYNE MEMORIAL | CLEVELAND ST.

1

////////////////////

CAREER NOTES

Cleveland State (2018-19)

- Played in 31 games and made nine starts
- Named to the Horizon League All-Freshman Team
- Averaged 10.8 points, 1.8 rebounds and shot 40.8 percent from the three-point line
- Led the Horizon League in three-point shooting overall (.408) and in league play (.434)
- Established a Cleveland State freshman record with 91 three-pointers
- Ranked second all-time in Cleveland State single-season history with 91 three-pointers

CAREER HIGHS

Points	37	at Detroit	1/31/20
Rebounds	4	2x, at Oakland	2/2/19
Assists	5	at Oakland	2/2/19
Steals	4	vs. Green Bay	2/7/19
Blocks	1	at Oakland	2/2/19
Minutes	39	vs Youngstown State	2/15/20
FG Made	8	3x, at Detroit	1/31/20
FG Att.	22	at Oakland	2/2/19
3-pt FG Made	8	at NKU	2/6/20
3-pt FG Att.	16	at Detroit	1/31/20
FT Made	14	at Detroit	1/31/20
FT Attempts	15	at Detroit	1/31/20

SEASON HIGHS

Points	37	1/31/20	at Detroit
Minutes	39	2/15/20	vs YSU
FG Made	11,	2/6/20	at NKU
FG Attempts	20	1/16/20	at Green Bay
3-Pt FG Made	8	2/6/20	at NKU
3-Pt FG Att	16	1/31/20	at Detroit
FT Made	14	1/31/20	at Detroit
FT Attempts	15	1/31/20	at Detroit
Rebounds	5	1/18/20	at Milwaukee
Assists	3, 3x	2/15/20	vs YSU
Blocks			
Steals	2, 2x	2/15/20	vs YSU

SEASON NOTES

- Granted transfer waiver on Jan. 16
- Made Oakland debut and first Golden Grizzly start at GB - scoring 16 points
- First career back-to-back 30+ point games on 1.31 at Det and 2.6 at NKU
- Horizon League Nike POTW 2.4
- First Golden Grizzly since Kendrick Nunn to knocked down eight triples in a game

GAME-BY-GAME

Opponent	Date	GS	MIN	Total		3-Pointers		Free throws		Rebounds				PF	A	T/O	BLK	STL	PTS	AVG	
				FG-FGA	PCT	3FG-3FGA	PCT	FT-FTA	PCT	OFF	DEF	TOT	AVG								
at Green Bay	01/16/2020	*	37:46	6-20	.300	3-12	.250	1-1	1.000	0	4	4	4.0	2	2	5	0	0	16	16.0	
at Milwaukee	01/18/2020	*	37:47	2-12	.167	2-11	.182	2-2	1.000	0	5	5	4.5	5	2	3	0	0	8	12.0	
UIC	01/23/2020	*	32:54	4-14	.286	3-8	.375	1-2	.500	0	0	0	3.0	3	3	3	0	2	12	12.0	
IUPUI	01/25/2020	*	37:07	6-19	.316	5-14	.357	1-2	.500	0	3	3	3.0	3	1	2	0	0	18	13.5	
at Detroit Mercy	01/31/2020	*	37:43	8-17	.471	7-16	.438	14-15	.933	0	3	3	3.0	2	2	5	0	2	37	18.2	
at Northern Ky.	02/06/2020	*	38:32	11-19	.579	8-15	.533	4-5	.800	0	1	1	2.7	1	3	5	0	0	34	20.8	
at Wright St.	02/08/2020	*	37:00	4-16	.250	2-11	.182	8-8	1.000	0	1	1	2.4	4	1	3	0	1	18	20.4	
Cleveland St.	02/13/2020	*	37:01	8-18	.444	5-14	.357	7-8	.875	0	1	1	2.3	2	2	1	0	1	28	21.4	
Youngstown St.	02/15/2020	*	39:13	6-16	.375	4-12	.333	1-2	.500	0	3	3	2.3	1	3	0	0	2	17	20.9	
Totals			9	335:03	.55-151	.364	39-113	.345	39-45	.867	0	21	21	2.3	23	19	27	0	8	188	20.9

Player Averages

Games Played	Minutes/game	Points/game	FG Pct	3FG Pct	FT Pct	Rebounds/game	Assists/game	Turnovers/game	Assist/Turnover ratio	Steals/game	Blocks/game
9	37.2	20.9	36.4	34.5	86.7	2.3	2.1	3.0	0.7	0.9	0.0

HOOP SCOOPS

Favorite player of all-time is Allen Iverson

Loves Music

Likes to travel the world

TRAY MADDOX JR.SOPHOMORE | 6-4 | 200 | GUARD
NOVI, MICH. | NOVI

////////////////////

CAREER NOTES

2018-19

- Appeared in 30 games, making 20 starts
- Averaged 6.7 points and 2.4 rebounds
- Scored in double figures nine times
- Oakland went 7-2 when he scored in double figures
- Scored a career high 21 points, his first 20-point game of his career, at IUPUI on Jan. 24, 2019

CAREER HIGHS

Points	21	at IUPUI	1/24/19
Rebounds	8	vs. Northern Kentucky	3/11/19
Assists	7	vs Youngstown State	2/15/20
Steals	4	at Milwaukee	2/16/19
Blocks	1	5x, IUPUI	1/25/20
Minutes	40	vs. UTSA	11/9/19
FG Made	8	at IUPUI	1/24/19
FG Att.	15	2x, vs. Youngstown State	3/6/19
3-pt FG Made	4	at IUPUI	1/24/19
3-pt FG Att.	7	4x, at BGSU	12/7/19
FT Made	7	vs. UTSA	11/9/19
FT Attempts	9, 2x	at Cleveland State	1/11/20

SEASON HIGHS

Points	19	12/07/19	at Bowling Green
Minutes	38	2/15/20	vs YSU
FG Made	6, 2x	1/3/20	vs Wright State
FG Attempts	13	12/28/19	vs Detroit Mercy
3-Pt FG Made	3, 2x	1/25/20	IUPUI
3-Pt FG Att	7, 2x	12/28/19	vs Detroit Mercy
FT Made	5, 2x	1/11/20	at Cleveland State
FT Attempts	9	1/11/20	at Cleveland State
Rebounds	7	11/10/19	vs Southern Ill.
Assists	7	2/15/20	vs YSU
Blocks	1, 2x	1/25/20	IUPUI
Steals	3, 2x	1/16/20	at Green Bay

SEASON NOTES

- Made first start of the season against Goshen
- Scored 19 points in loss at BGSU on Dec. 7
- Went 2-of-3 from deep against Syracuse, scoring 9 points against the Orange
- Set season highs in assists (4) and steals (3) at Syracuse on Dec. 18
- Scored 18 points against Detroit Mercy on Dec. 28
- Had knocked down a triple in 10-straight outings prior to Jan. 11 at CSU
- Led Oakland in scoring vs. Wright State with 14 points

GAME-BY-GAME

Opponent	Date	GS	MIN	Total		3-Pointers		Free throws		Rebounds				PF	A	T/O	BLK	STL	PTS	AVG	
				FG-FGA	PCT	3FG-3FGA	PCT	FT-FTA	PCT	OFF	DEF	TOT	AVG								
Goshen	11/05/2019	*	09:52	0-0	.000	0-0	.000	0-0	.000	0	1	1	1.0	0	1	1	0	0	0.0		
vs Delaware	11/08/2019	*	34:50	4-10	.400	2-5	.400	5-5	1.000	0	2	2	1.5	1	2	3	0	2	15	7.5	
vs UTSA	11/09/2019	*	39:38	4-10	.400	1-5	.200	7-9	.778	0	3	3	2.0	4	5	1	0	1	16	10.3	
vs Southern Ill.	11/10/2019	*	36:08	4-12	.333	2-7	.286	1-2	.500	1	6	7	3.3	1	0	2	0	1	11	10.5	
at Maryland	11/16/2019	*	24:06	2-7	.286	1-5	.200	0-0	.000	0	2	2	3.0	1	0	0	0	1	5	9.4	
Hartford	11/18/2019	*	32:41	1-11	.091	0-3	.000	5-7	.714	1	4	5	3.3	2	1	1	1	2	7	9.0	
at Northern Ill.	11/25/2019	*	31:42	3-7	.429	0-3	.000	5-6	.833	1	3	4	3.4	2	1	1	0	0	11	9.3	
at Toledo	11/30/2019	*	11:07	1-3	.333	1-3	.333	0-0	.000	1	1	2	3.3	4	0	0	0	0	3	8.5	
at Western Mich.	12/03/2019	*	27:55	3-9	.333	2-4	.500	0-1	.000	0	3	3	3.2	0	0	1	0	0	8	8.4	
at Bowling Green	12/07/2019	*	36:39	6-12	.500	3-7	.429	4-4	1.000	2	3	5	3.4	2	2	5	1	1	19	9.5	
vs Michigan St.	12/14/2019	*	28:54	1-8	.125	1-3	.333	0-0	.000	0	0	0	3.1	1	0	4	0	1	3	8.9	
at Syracuse	12/18/2019	*	30:36	3-5	.600	2-3	.667	1-1	1.000	1	1	2	3.0	2	4	4	0	3	9	8.9	
Fairfield	12/21/2019	*	25:00	1-6	.167	1-2	.500	0-0	.000	1	1	2	2.9	3	0	4	1	2	3	8.5	
Detroit Mercy	12/28/2019	*	35:43	6-13	.462	2-7	.286	4-8	.500	0	4	4	3.0	1	1	3	1	2	18	9.1	
Wright St.	01/03/2020	*	30:34	6-11	.545	2-5	.400	0-1	.000	0	1	1	2.9	2	4	0	0	1	14	9.5	
Northern Ky.	01/05/2020	*	35:14	5-14	.357	2-7	.286	1-2	.500	1	3	4	2.9	1	2	2	0	2	13	9.7	
at Youngstown St.	01/09/2020	*	21:31	4-9	.444	1-3	.333	2-2	1.000	0	0	0	2.8	0	3	0	0	0	11	9.8	
at Cleveland St.	01/11/2020	*	37:00	1-9	.111	0-2	.000	5-8	.625	1	2	3	2.8	4	3	2	0	3	7	9.6	
at Green Bay	01/16/2020	*	26:28	3-9	.333	2-6	.333	1-2	.500	1	3	4	2.8	2	1	1	1	3	9	9.6	
at Milwaukee	01/18/2020	*	26:59	1-5	.200	1-1	1.000	2-2	1.000	1	1	2	2.8	5	1	4	0	1	5	9.4	
UIC	01/23/2020	*	20:44	0-1	.000	0-0	.000	0-0	.000	1	1	2	2.8	1	1	2	0	0	0	8.9	
IUPUI	01/25/2020	*	25:07	4-10	.400	3-5	.600	0-0	.000	0	3	3	2.8	3	1	0	1	0	11	9.0	
at Detroit Mercy	01/31/2020	*	19:33	1-4	.250	0-1	.000	0-0	.000	1	1	2	2.7	0	3	2	0	2	2	8.7	
at Northern Ky.	02/06/2020	*	15:32	1-2	.500	0-1	.000	0-0	.000	1	0	1	2.7	2	2	2	0	0	2	8.4	
at Wright St.	02/08/2020	*	31:00	6-8	.750	0-1	.000	3-5	.600	1	3	4	2.7	4	4	1	0	2	15	8.7	
Cleveland St.	02/13/2020	*	13:51	2-4	.500	1-3	.333	0-0	.000	0	2	2	2.7	0	2	1	1	1	5	8.5	
Youngstown St.	02/15/2020	*	38:48	5-8	.625	2-3	.667	0-1	.000	2	4	6	2.8	1	7	1	0	1	12	8.7	
Totals			26	747:10	78-207	.377	32-95	.337	46-66	.697	18	58	76	2.8	49	51	48	7	32	234	8.7

Player Averages

Games Played	Minutes/game	Points/game	FG Pct	3FG Pct	FT Pct	Rebounds/game	Assists/game	Turnovers/game	Assist/Turnover ratio	Steals/game	Blocks/game
27	27.7	8.7	37.7	33.7	69.7	2.8	1.9	1.8	1.1	1.2	0.3

HOOP SCOOPS

Played football and had multiple DI offers for football

Is a very good dancer - best on the team perhaps

Can freestyle/sing



DANIEL OLADAPO

SOPHOMORE | 6-7 | 220 | FORWARD
BLADENSBURG, MD. | BLADENSBURG | CHIPOLA COLLEGE

4

////////////////////

CAREER NOTES

Chipola College (2018-19)

- All-Panhandle First Team selection
- Panhandle Conference Freshman of the Year
- Appeared in 31 games
- Averaged 14.5 points and eight rebounds per game
- Scored a career high 31 points against Miami Dade College
- Recorded nine double-doubles

CAREER HIGHS

Points	23	vs. Southern Illinois	11/10/19
Rebounds	12	2x, vs. Hartford	11/18/19
Assists	5	vs. Goshen College	11/5/19
Steals	3	1/9/20 at Youngstown State	
Blocks	1, 5x	at Milwaukee	1/18/20
Minutes	36	at Toledo	11/30/19
FG Made	10	vs. Southern Illinois	11/10/19
FG Att.	13	vs. Southern Illinois	11/10/19
3-pt FG Made	--		
3-pt FG Att.	--		
FT Made	9	vs. Goshen College	11/5/19
FT Attempts	14	vs. Goshen College	11/5/19

SEASON HIGHS

Points	23	11/10/19	vs Southern Ill.
Minutes	36	11/30/19	at Toledo
FG Made	10	11/10/19	vs Southern Ill.
FG Attempts	13	11/10/19	vs Southern Ill.
3-Pt FG Made	0		
3-Pt FG Att	1	12/03/19	at Western Mich.
FT Made	9	11/05/19	Goshen
FT Attempts	14	11/05/19	Goshen
Rebounds	12	11/18/19	Hartford
Assists	5	11/05/19	Goshen
Blocks	1, 5x	1/18/20	at Milwaukee
Steals	3	1/9/20	at Youngstown State

SEASON NOTES

- Recorded first double-double of his Oakland career against Goshen (21 pts, 12 rebs)
- Named Nike Horizon League Player of the Week (11/11)
- Oakland is 2-0 this season when recording a double-double

GAME-BY-GAME

Opponent	Date	GS	Total			3-Pointers		Free throws		Rebounds				PF	A	T/O	BLK	STL	PTS	AVG	
			MIN	FG-FGA	PCT	3FG-3FGA	PCT	FT-FTA	PCT	OFF	DEF	TOT	AVG								
Goshen	11/05/2019	*	27:56	6-10	.600	0-0	.000	9-14	.643	7	5	12	12.0	0	5	1	0	1	21	21.0	
vs Delaware	11/08/2019	*	31:27	2-8	.250	0-0	.000	2-6	.333	3	5	8	10.0	1	2	3	0	2	6	13.5	
vs UTSA	11/09/2019	*	28:21	2-6	.333	0-0	.000	1-2	.500	2	2	4	8.0	1	0	2	0	1	5	10.7	
vs Southern Ill.	11/10/2019	*	32:18	10-13	.769	0-0	.000	3-4	.750	3	3	6	7.5	2	0	3	0	1	23	13.8	
at Maryland	11/16/2019	*	28:04	1-3	.333	0-0	.000	1-7	.143	3	3	6	7.2	0	2	2	0	0	3	11.6	
Hartford	11/18/2019	*	28:04	4-5	.800	0-0	.000	4-4	1.000	3	9	12	8.0	0	1	4	0	1	12	11.7	
at Northern Ill.	11/25/2019	*	30:56	4-7	.571	0-0	.000	5-6	.833	3	3	6	7.7	1	0	3	0	0	13	11.9	
at Toledo	11/30/2019	*	36:30	6-9	.667	0-0	.000	0-3	.000	6	3	9	7.9	2	4	3	0	1	12	11.9	
at Western Mich.	12/03/2019	*	35:24	4-8	.500	0-1	.000	3-4	.750	1	5	6	7.7	2	2	2	1	1	11	11.8	
at Bowling Green	12/07/2019	*	30:55	3-7	.429	0-0	.000	3-4	.750	1	2	3	7.2	4	1	2	1	0	9	11.5	
vs Michigan St.	12/14/2019	*	25:26	2-7	.286	0-0	.000	2-3	.667	1	1	2	6.7	2	1	1	0	2	6	11.0	
at Syracuse	12/18/2019	*	25:50	1-6	.167	0-0	.000	1-2	.500	1	2	3	6.4	0	1	0	0	0	3	10.3	
Fairfield	12/21/2019	*	22:00	6-8	.750	0-0	.000	4-5	.800	3	5	8	6.5	3	0	2	0	1	16	10.8	
Detroit Mercy	12/28/2019	*	17:41	3-4	.750	0-1	.000	0-1	.000	0	2	2	6.2	0	1	0	0	0	6	10.4	
Wright St.	01/03/2020	*	20:30	4-6	.667	0-0	.000	2-2	1.000	1	2	3	6.0	4	1	2	1	0	10	10.4	
Northern Ky.	01/05/2020	*	14:08	0-2	.000	0-0	.000	0-0	.000	1	1	2	5.8	0	2	1	1	1	0	9.8	
at Youngstown St.	01/09/2020	*	20:38	2-2	1.000	0-0	.000	0-0	.000	2	6	8	5.9	3	1	2	0	3	4	9.4	
at Cleveland St.	01/11/2020	*	20:00	2-4	.500	0-0	.000	2-4	.500	3	4	7	5.9	3	2	4	0	0	6	9.2	
at Green Bay	01/16/2020	*	11:44	0-4	.000	0-1	.000	2-2	1.000	0	2	2	5.7	0	0	2	0	0	2	8.8	
at Milwaukee	01/18/2020	*	19:55	4-5	.800	0-0	.000	1-4	.250	2	4	6	5.8	2	3	0	1	0	9	8.9	
UIC	01/23/2020	*	11:47	0-1	.000	0-0	.000	2-4	.500	1	2	3	5.6	0	1	1	0	0	2	8.5	
IUPUI	01/25/2020	*	21:19	2-6	.333	0-0	.000	4-5	.800	2	3	5	5.6	1	0	1	0	0	8	8.5	
at Detroit Mercy	01/31/2020	*	21:19	4-7	.571	0-0	.000	2-3	.667	5	2	7	5.7	0	1	1	0	0	10	8.6	
at Northern Ky.	02/06/2020	*	19:38	3-5	.600	0-0	.000	2-2	1.000	3	2	5	5.6	0	1	1	0	0	8	8.5	
at Wright St.	02/08/2020	*	31:00	4-9	.444	0-0	.000	2-2	1.000	5	3	8	5.7	5	2	2	0	2	10	8.6	
Cleveland St.	02/13/2020	*	24:15	3-3	1.000	0-0	.000	2-4	.500	1	2	3	5.6	2	1	3	0	2	8	8.6	
Youngstown St.	02/15/2020	*	25:53	1-3	.333	0-0	.000	1-2	.500	3	7	10	5.8	3	1	4	0	0	3	8.4	
Totals			18	662:58	83-158	.525	0-3	.000	60-99	.606	66	90	156	5.8	41	36	52	5	19	226	8.4

Player Averages

Games Played	Minutes/game	Points/game	FG Pct	3FG Pct	FT Pct	Rebounds/game	Assists/game	Turnovers/game	Assist/Turnover ratio	Steals/game	Blocks/game
27	24.6	8.4	52.5	0.0	60.6	5.8	1.3	1.9	0.7	0.7	0.2

HOOP SCOOPS

Loves to ride four-wheelers and dirt bikes

Best freestyle rapper on the team

Football was his first sport - played wide receiver, safety and occasionally defensive end

Avid Fortnite, 2K and Call of Duty player

Loves colorful shoes - almost exclusively wears Nike - his favorite were called Nike Off-White

EMMANUEL NEWSOMEFRESHMAN | 6-0 | 151 | GUARD
BOCA RATON, FLA. | WESTLAKE PREP

////////////////////

CAREER NOTES

High School

- Played five seasons with Wade Elite AAU
- AAU team made it to the Elite 8 on two occasions in the Las Vegas Fab 48 tournament and AAU Nationals
- Father, Eric Newsome, was a standout basketball player at Miami (OH) from 1983-88 and ranks fourth all-time in career points for the Redhawks
- Grandfather, Dr. Emanuel "Manny" Newsome, played basketball at Western Michigan from 1960-64 and was the school's all-time leading scorer for more than 45 years

CAREER HIGHS

Points	2, 2x 12/14/19	vs Michigan State
Minutes	8 12/03/19	at Western Mich.
FG Made	1 12/14/19	vs Michigan State
FG Attempts	3 11/05/19	Goshen
3-Pt FG Made	0	
3-Pt FG Att	1, 4x 12/18/19	at Syracuse
FT Made	2 11/25/19	at Northern Ill.
FT Attempts	2 11/25/19	at Northern Ill.
Rebounds	3 12/03/19	vs. Michigan State
Assists	2, 2x 1/3/20	vs Wright State
Blocks	0	
Steals	0	

SEASON HIGHS

Points	2, 2x 12/14/19	vs Michigan State
Minutes	8 12/03/19	at Western Mich.
FG Made	1 12/14/19	vs Michigan State
FG Attempts	3 11/05/19	Goshen
3-Pt FG Made	0	
3-Pt FG Att	1, 4x 12/18/19	at Syracuse
FT Made	2 11/25/19	at Northern Ill.
FT Attempts	2 11/25/19	at Northern Ill.
Rebounds	3 12/03/19	vs. Michigan State
Assists	2, 2x 1/3/20	vs Wright State
Blocks	0	
Steals	0	

SEASON NOTES

- Scored first career points vs. Goshen (11/5)
- Recorded first goal vs Michigan State (12/14)
- Set career highs in field goals, assists and rebounds in seven minutes of action against Michigan State (12/14)

GAME-BY-GAME

Opponent	Date	GS	MIN	Total		3-Pointers		Free throws		Rebounds				PF	A	T/O	BLK	STL	PTS	AVG
				FG-FGA	PCT	3FG-3FGA	PCT	FT-FTA	PCT	OFF	DEF	TOT	AVG							
Goshen	11/05/2019		05:53	0-3	.000	0-1	.000	2-2	1.000	0	1	1	1.0	1	1	1	0	0	2	2.0
vs UTSA	11/09/2019		01:45	0-1	.000	0-0	.000	0-0	.000	0	0	0	0.5	1	0	0	0	0	0	1.0
at Maryland	11/16/2019		05:56	0-1	.000	0-0	.000	2-2	1.000	0	2	2	1.0	0	1	0	0	0	2	1.3
Hartford	11/18/2019		02:06	0-1	.000	0-1	.000	0-0	.000	0	0	0	0.8	0	0	1	0	0	0	1.0
at Northern Ill.	11/25/2019		05:31	0-1	.000	0-1	.000	2-2	1.000	0	0	0	0.6	0	0	0	0	0	2	1.2
at Toledo	11/30/2019		00:06	0-0	.000	0-0	.000	0-0	.000	0	0	0	0.5	0	0	0	0	0	0	1.0
at Western Mich.	12/03/2019		07:30	0-0	.000	0-0	.000	0-1	.000	0	2	2	0.7	1	0	0	0	0	0	0.9
vs Michigan St.	12/14/2019		06:55	1-2	.500	0-0	.000	0-0	.000	1	2	3	1.0	1	2	0	0	0	2	1.0
at Syracuse	12/18/2019		00:43	0-1	.000	0-1	.000	0-0	.000	0	0	0	0.9	1	0	0	0	0	0	0.9
Wright St.	01/03/2020		07:15	0-0	.000	0-0	.000	0-0	.000	0	0	0	0.8	0	2	1	0	0	0	0.8
UIC	01/23/2020		04:46	0-0	.000	0-0	.000	0-0	.000	0	1	1	0.8	0	0	1	0	0	0	0.7
Cleveland St.	02/13/2020		00:03	0-0	.000	0-0	.000	0-0	.000	0	0	0	0.8	1	0	0	0	0	0	0.7
Totals			0 48:29	1-10	.100	0-4	.000	6-7	.857	1	8	9	0.8	6	6	4	0	0	8	0.7

Player Averages

Games Played	Minutes/ game	Points/ game	FG Pct	3FG Pct	FT Pct	Rebounds/ game	Assists/ game	Turnovers/ game	Assist/Turnover ratio	Steals/ game	Blocks/ game
12	4.0	0.7	10.0	0.0	85.7	0.8	0.5	0.3	1.5	0.0	0.0

HOOP SCOOPS

Likes going to the Ocean

Enjoys fishing



ZACH GOODLINE

FRESHMAN | 6-1 | 175 | GUARD
COLOMA, MICH. | COLOMA

10

////////////////

CAREER NOTES

High School

- 2019 Division 2 Associated Press First Team All-State
- Two-time Associated Press Division 2 Honorable Mention (2017, 2018)
- Four-time Basketball Coaches Association of Michigan All-State selection
- Four-time First Team All-Southwestern Athletic Conference selection
- Finished his high school career second all-time in Michigan history in free throws made, seventh in three-pointers made and 15th in points

CAREER HIGHS

Points			
Rebounds	1, 2x 1/9/20	at Youngstown State	
Assists	3 12/28/19	vs Detroit Mercy	
Steals	1 12/28/19	vs Detroit Mercy	
Blocks			
Minutes	24 1/9/20	at Youngstown State	
FG Made			
FG Att.	1 1/9/20	at Youngstown State	
3-pt FG Made			
3-pt FG Att.			
FT Made			
FT Attempts			

SEASON HIGHS

Points			
Rebounds	1, 2x 1/9/20	at Youngstown State	
Assists	3 12/28/19	vs Detroit Mercy	
Steals	1 12/28/19	vs Detroit Mercy	
Blocks			
Minutes	24 1/9/20	at Youngstown State	
FG Made			
FG Att.	1, 2x 1/16/20	at Green Bay	
3-pt FG Made			
3-pt FG Att.			
FT Made			
FT Attempts			

SEASON NOTES

- Made first-career appearance against Detroit Mercy on Dec. 28, dishing out three assists in just nine minutes of action
- Made first start at Cleveland State on Jan. 11, finishing with six points - all from the free throw line

GAME-BY-GAME

Opponent	Date	GS	MIN	Total		3-Pointers		Free throws		Rebounds			PF	A	T/O	BLK	STL	PTS	AVG	
				FG-FGA	PCT	3FG-3FGA	PCT	FT-FTA	PCT	OFF	DEF	TOT								AVG
Detroit Mercy	12/28/2019		08:29	0-0	.000	0-0	.000	0-0	.000	0	0	0	0.0	0	3	2	0	1	0	0.0
Wright St.	01/03/2020		07:32	0-0	.000	0-0	.000	0-0	.000	0	0	1	1	0.5	1	1	0	0	0	0.0
Northern Ky.	01/05/2020		01:53	0-0	.000	0-0	.000	0-0	.000	0	0	0	0	0.3	0	0	0	1	0	0.0
at Youngstown St.	01/09/2020		24:35	0-1	.000	0-0	.000	0-0	.000	0	1	1	0.5	2	2	1	0	0	0	0.0
at Cleveland St.	01/11/2020	*	19:00	0-2	.000	0-2	.000	6-6	1.000	0	1	1	0.6	2	1	2	0	1	6	1.2
at Green Bay	01/16/2020		02:14	0-1	.000	0-0	.000	0-0	.000	0	0	0	0.5	0	0	0	0	0	0	1.0
at Milwaukee	01/18/2020		00:58	0-0	.000	0-0	.000	0-0	.000	0	0	0	0.4	1	0	0	0	0	0	0.9
UIC	01/23/2020		01:19	0-0	.000	0-0	.000	0-0	.000	0	0	0	0.4	0	0	0	0	0	0	0.8
Youngstown St.	02/15/2020		00:51	0-0	.000	0-0	.000	0-0	.000	0	0	0	0.3	2	0	0	0	0	0	0.7
Totals		1	66:51	0-4	.000	0-2	.000	6-6	1.000	0	3	3	0.3	8	7	6	0	3	6	0.7

Player Averages

Games Played	Minutes/game	Points/game	FG Pct	3FG Pct	FT Pct	Rebounds/game	Assists/game	Turnovers/game	Assist/Turnover ratio	Steals/game	Blocks/game
9	7.4	0.7	0.0	0.0	100.0	0.3	0.8	0.7	1.2	0.3	0.0

HOOP SCOOPS

Played football in high school as a triple option quarterback

Enjoys ice skating

Favorite movie is step brothers

BLAKE LAMPMANFRESHMAN | 6-1 | 171 | GUARD
HASLETT, MICH. | HASLETT**11**

////////////////////

CAREER NOTES

High School

- Lansing State Journal Division 2 All-Area selection in 2019
- Member of Haslett squad that went 20-6, making it to quarterfinals of the MHSAA Division 2 Boys Basketball State Championship
- Member of Haslett team that captured CAAC Red championship and district title in 2018-19
- Also played football at Haslett

CAREER HIGHS

Points	18	11/30/19	at Toledo
Minutes	40	1/25/20	IUPUI
FG Made	5	11/30/19	at Toledo
FGoal Att	10	11/30/19	at Toledo
3-Pt FG Made	3	1/25/20	IUPUI
3-Pt FGoal Att	10	11/30/19	at Toledo
FT Made	3	11/30/19	at Toledo
FT Attempts	5	11/30/19	at Toledo
Rebounds	5	12/07/19	at Bowling Green
Assists	6	1/23/20	UIC
Blocks	0		
Steals	2, 4x	1/25/20	IUPUI

SEASON HIGHS

Points	18	11/30/19	at Toledo
Minutes	40	1/25/20	IUPUI
FG Made	5	11/30/19	at Toledo
FGoal Att	10	11/30/19	at Toledo
3-Pt FG Made	3	1/25/20	IUPUI
3-Pt FGoal Att	10	11/30/19	at Toledo
FT Made	3	11/30/19	at Toledo
FT Attempts	5	11/30/19	at Toledo
Rebounds	5	12/07/19	at Bowling Green
Assists	6	1/23/20	UIC
Blocks	0		
Steals	2, 4x	1/25/20	IUPUI

SEASON NOTES

- Scored first career points (10) against Goshen going a perfect 3-3 from downtown
- His career high 18 points at Toledo led all scorers
- Has made a team-best 43 triples
- Pulled down a career-high 5 rebounds at BGSU on Dec. 7
- Hit three triples against Michigan State on Dec. 14 while tying a career-high three assists
- Was named the Nike #HLMBB Freshman of the Week on Dec. 31 after hitting four triples and dishing out five assists against Detroit Mercy
- Name Nike #HLMBB Freshman of the Week on Jan. 13 following 12.0 ppg and 7-of-12 from range against YSU and CSU.

GAME-BY-GAME

Opponent	Date	GS	MIN	Total		3-Pointers		Free throws		Rebounds				PF	A	T/O	BLK	STL	PTS	AVG
				FG-FGA	PCT	3FG-3FGA	PCT	FT-FTA	PCT	OFF	DEF	TOT	AVG							
Goshen	11/05/2019		16:55	3-3	1.000	3-3	1.000	1-1	1.000	0	0	0	0.0	0	3	0	0	1	10	10.0
vs Delaware	11/08/2019		03:40	0-0	.000	0-0	.000	0-0	.000	0	1	1	0.5	0	0	0	0	0	0	5.0
vs UTSA	11/09/2019		18:06	3-4	.750	3-4	.750	0-0	.000	0	2	2	1.0	4	1	1	0	0	9	6.3
vs Southern Ill.	11/10/2019		21:32	1-3	.333	0-2	.000	0-0	.000	0	2	2	1.3	0	0	0	0	0	2	5.3
at Maryland	11/16/2019		11:55	1-2	.500	1-2	.500	0-0	.000	0	2	2	1.4	1	0	1	0	0	3	4.8
Hartford	11/18/2019		08:56	0-3	.000	0-3	.000	0-0	.000	0	1	1	1.3	0	1	0	0	0	0	4.0
at Northern Ill.	11/25/2019		18:34	1-5	.200	1-5	.200	0-0	.000	0	1	1	1.3	1	1	0	0	1	3	3.9
at Toledo	11/30/2019		33:51	5-10	.500	5-10	.500	3-5	.600	1	2	3	1.5	1	0	1	0	2	18	5.6
at Western Mich.	12/03/2019		37:43	4-8	.500	2-6	.333	0-0	.000	0	2	2	1.6	4	1	0	0	1	10	6.1
at Bowling Green	12/07/2019	*	35:44	2-8	.250	1-7	.143	1-3	.333	0	5	5	1.9	1	0	0	0	0	6	6.1
vs Michigan St.	12/14/2019		27:07	3-7	.429	3-7	.429	0-0	.000	0	1	1	1.8	2	3	0	0	1	9	6.4
at Syracuse	12/18/2019		28:41	1-7	.143	1-7	.143	2-4	.500	0	2	2	1.8	0	0	1	0	0	5	6.3
Fairfield	12/21/2019		27:00	0-8	.000	0-8	.000	0-0	.000	0	0	0	1.7	1	0	0	0	1	0	5.8
Detroit Mercy	12/28/2019		33:42	4-9	.444	4-9	.444	0-0	.000	0	2	2	1.7	4	5	0	0	0	12	6.2
Wright St.	01/03/2020		12:21	0-3	.000	0-2	.000	0-0	.000	0	1	1	1.7	1	3	2	0	2	0	5.8
Northern Ky.	01/05/2020		36:37	3-11	.273	3-10	.300	0-0	.000	1	3	4	1.8	0	4	0	0	2	9	6.0
at Youngstown St.	01/09/2020		33:59	3-6	.500	3-6	.500	0-0	.000	0	1	1	1.8	3	1	0	0	2	9	6.2
at Cleveland St.	01/11/2020		34:00	4-6	.667	4-6	.667	3-4	.750	0	3	3	1.8	2	0	1	0	0	15	6.7
at Green Bay	01/16/2020		32:29	1-5	.200	1-5	.200	0-0	.000	0	0	0	1.7	2	1	1	0	1	3	6.5
at Milwaukee	01/18/2020		33:15	3-5	.600	3-5	.600	1-2	.500	1	1	2	1.8	2	3	1	0	0	10	6.7
UIC	01/23/2020		29:29	2-7	.286	2-7	.286	0-0	.000	0	3	3	1.8	2	6	1	0	1	6	6.6
IUPUI	01/25/2020	*	40:04	3-7	.429	3-7	.429	3-3	1.000	0	3	3	1.9	2	2	0	0	2	12	6.9
at Detroit Mercy	01/31/2020	*	36:07	1-6	.167	1-6	.167	0-2	.000	1	1	2	1.9	4	3	3	0	0	3	6.7
at Northern Ky.	02/06/2020	*	39:11	0-4	.000	0-3	.000	0-0	.000	0	4	4	2.0	2	3	0	0	0	0	6.4
at Wright St.	02/08/2020		32:00	1-1	1.000	1-1	1.000	0-0	.000	0	1	1	1.9	1	0	0	0	0	3	6.3
Cleveland St.	02/13/2020		18:28	0-1	.000	0-1	.000	0-0	.000	0	0	0	1.8	1	2	0	0	0	0	6.0
Youngstown St.	02/15/2020		09:30	0-1	.000	0-1	.000	0-0	.000	0	1	1	1.8	0	1	1	0	1	0	5.8
Totals			4 710:54	49-140	.350	45-133	.338	14-24	.583	4	45	49	1.8	41	44	14	0	18	157	5.8

Player Averages

Games Played	Minutes/game	Points/game	FG Pct	3FG Pct	FT Pct	Rebounds/game	Assists/game	Turnovers/game	Assist/Turnover ratio	Steals/game	Blocks/game
27	26.3	5.8	35.0	33.8	58.3	1.8	1.6	0.5	3.1	0.7	0.0

HOOP SCOOPS

Love watching NFL Football

Is Xavier Hill-Mais' tic tok videography

Favorite video game is Fortnite

Favorite TV show is the Office



BRAD BRECHTING

RS SENIOR | 6-11 | 240 | CENTER
CEDAR SPRINGS, MICH. | CEDAR SPRINGS

13

////////////////////

CAREER NOTES

2018-19

- Appeared in all 33 games, making 27 starts
- Averaged 9.5 points and 5.9 rebounds per game
- In league play, averaged 13.4 points and 6.9 rebounds per game
- Averaged 16.5 points and 10 rebounds per game in his final 11 games
- Scored in double figures in 12 of his last 13 games
- Majoring in human resource development

CAREER HIGHS

Points	32	vs. Cleveland State	2/2/19
Rebounds	18	vs. Youngstown State	1/31/19
Assists	4	vs. IUPUI	3/2/19
Steals	2	3x, at Wright State	2/7/19
Blocks	5	vs. Northern Kentucky	3/11/19
Minutes	38	Fairfield	12/21/19
FG Made	14	vs. Cleveland State	2/2/19
FG Att.	15	vs. Cleveland State	2/2/19
3-pt FG Made	4	vs. James Madison	11/23/18
3-pt FG Att.	7	vs. James Madison	11/23/18
FT Made	10	2xat Green Bay	1/16/20
FT Attempts	12	at Green Bay	1/16/20

SEASON HIGHS

Points	26	1/16/20	at Green Bay
Minutes	38	12/21/19	Fairfield
FG Made	8, 2x	1/16/20	at Green Bay
FG Attempts	13	11/30/19	at Toledo
3-Pt FG Made	1, 2x	1/18/20	at Milwaukee
3-Pt FG Att	2, 4x	1/18/20	at Milwaukee
FT Made	10	1/16/20	at Green Bay
FT Attempts	12	1/16/20	at Green Bay
Rebounds	14	1/16/20	at Green Bay
Assists	2, 6x	1/11/20	at Cleveland State
Blocks	3, 3x	1/31/20	at Detroit
Steals	3	11/08/19	vs Delaware

SEASON NOTES

- Scored a season-high 21 points vs. Goshen on Nov. 15
- Hauled down a season-high 12 rebounds against Southern Illinois on Nov. 10
- Led Oakland with 20 points and six rebounds at Syracuse on Dec. 18, playing a season-high 31 minutes.
- Shot a perfect 8-of-8 from the charity stripe against the Orange.
- Recorded his seventh-career double-double against Fairfield, second of the season
- Pulled down double-digit boards in three-straight games
- Season-high 26 points at Green Bay for third double-double of the year and eighth of his career - finished with 14 rebounds

GAME-BY-GAME

Opponent	Date	GS	MIN	Total		3-Pointers		Free throws		Rebounds				PF	A	T/O	BLK	STL	PTS	AVG	
				FG-FGA	PCT	3FG-3FGA	PCT	FT-FTA	PCT	OFF	DEF	TOT	AVG								
Goshen	11/05/2019	*	19:07	8-8	1.000	0-0	.000	5-7	.714	1	3	4	4.0	2	2	2	0	1	21	21.0	
vs Delaware	11/08/2019	*	25:30	2-7	.286	0-0	.000	1-2	.500	0	6	6	5.0	3	0	2	0	3	5	13.0	
vs UTSA	11/09/2019	*	21:33	1-2	.500	0-0	.000	2-2	1.000	0	6	6	5.3	3	0	1	0	1	4	10.0	
vs Southern Ill.	11/10/2019	*	30:01	6-10	.600	0-0	.000	4-4	1.000	6	6	12	7.0	2	1	4	2	0	16	11.5	
at Maryland	11/16/2019	*	24:32	3-10	.300	0-2	.000	0-2	.000	2	4	6	6.8	2	1	3	0	2	6	10.4	
Hartford	11/18/2019	*	24:23	2-4	.500	0-0	.000	2-4	.500	1	3	4	6.3	3	1	1	0	0	6	9.7	
at Northern Ill.	11/25/2019	*	15:55	1-4	.250	0-0	.000	1-2	.500	2	3	5	6.1	3	1	2	2	0	3	8.7	
at Toledo	11/30/2019	*	27:08	6-13	.462	0-2	.000	1-3	.333	1	2	3	5.8	2	0	1	1	0	13	9.3	
at Western Mich.	12/03/2019	*	16:46	1-3	.333	0-0	.000	2-3	.667	1	1	2	5.3	3	0	1	0	0	4	8.7	
at Bowling Green	12/07/2019	*	16:51	2-4	.500	0-0	.000	0-0	.000	2	3	5	5.3	4	1	2	0	0	4	8.2	
vs Michigan St.	12/14/2019	*	14:41	1-7	.143	0-0	.000	0-0	.000	2	1	3	5.1	1	0	1	0	0	2	7.6	
at Syracuse	12/18/2019	*	31:38	6-7	.857	0-0	.000	8-8	1.000	0	6	6	5.2	4	1	2	1	0	20	8.7	
Fairfield	12/21/2019	*	38:00	5-9	.556	0-1	.000	0-0	.000	3	10	13	5.8	2	2	3	3	0	10	8.8	
Detroit Mercy	12/28/2019	*	22:50	1-4	.250	0-1	.000	2-2	1.000	1	9	10	6.1	2	2	3	1	0	4	8.4	
Wright St.	01/03/2020	*	20:05	5-9	.556	0-2	.000	3-3	1.000	1	1	2	5.8	2	1	1	2	1	13	8.7	
Northern Ky.	01/05/2020	*	27:05	6-9	.667	0-0	.000	2-5	.400	3	4	7	5.9	5	0	2	0	2	14	9.1	
at Youngstown St.	01/09/2020	*	19:31	4-9	.444	1-2	.500	0-0	.000	2	2	4	5.8	3	2	4	1	0	9	9.1	
at Cleveland St.	01/11/2020	*	23:00	1-1	1.000	0-0	.000	4-4	1.000	1	4	5	5.7	3	2	0	1	2	6	8.9	
at Green Bay	01/16/2020	*	34:01	8-10	.800	0-0	.000	10-12	.833	6	8	14	6.2	4	2	1	0	1	26	9.8	
at Milwaukee	01/18/2020	*	30:48	4-5	.800	1-2	.500	3-4	.750	2	3	5	6.1	1	0	3	1	0	12	9.9	
UIC	01/23/2020	*	28:40	6-7	.857	0-0	.000	1-2	.500	2	5	7	6.1	0	0	2	2	2	13	10.0	
IUPUI	01/25/2020	*	30:46	3-11	.273	0-0	.000	4-7	.571	8	5	13	6.5	1	1	1	3	1	10	10.0	
at Detroit Mercy	01/31/2020	*	28:30	3-6	.500	0-1	.000	5-7	.714	3	9	12	6.7	4	1	1	3	0	11	10.1	
at Northern Ky.	02/06/2020	*	23:57	3-3	1.000	0-0	.000	4-4	1.000	1	3	4	6.6	3	0	1	0	0	10	10.1	
at Wright St.	02/08/2020	*	18:00	0-6	.000	0-0	.000	3-4	.750	2	5	7	6.6	0	1	0	2	1	3	9.8	
Cleveland St.	02/13/2020	*	24:21	4-8	.500	0-1	.000	1-2	.500	3	5	8	6.7	2	0	3	1	0	9	9.8	
Youngstown St.	02/15/2020	*	19:27	1-4	.250	0-0	.000	2-3	.667	1	1	2	6.5	1	0	0	0	1	4	9.6	
Totals			27	657:06	93-180	.517	2-14	.143	70-96	.729	57	118	175	6.5	65	22	47	26	18	258	9.6

Player Averages

Games Played	Minutes/game	Points/game	FG Pct	3FG Pct	FT Pct	Rebounds/game	Assists/game	Turnovers/game	Assist/Turnover ratio	Steals/game	Blocks/game
27	24.3	9.6	51.7	14.3	72.9	6.5	0.8	1.7	0.5	0.7	1.0

14

XAVIER HILL-MAISRS SENIOR | 6-7 | 261 | FORWARD
GREENSBORO, NC. | PAGE

////////////////////

CAREER NOTES

2018-19

- One of two players to appear and start in all 33 games
- Led the team by averaging 18.3 points and 7.2 rebounds per game
- Horizon League First Team selection
- Scored 30-points or more on four occasions
- Ranked 35th in the NCAA in field goals made (Second in the Horizon League)
- Ranked second in the conference in field goal percentage (53.5)

CAREER HIGHS

Points	32	vs. Northern Kentucky	1/3/19
Rebounds	14	vs. Northern Kentucky	3/11/19
Assists	7	vs. Cleveland State	2/2/19
Steals	4	at Northeastern	12/8/18
Blocks	6	at UIC	1/8/17
Minutes	39	vs. Northern Illinois	11/25/18
FG Made	14	vs. Toledo	11/9/18
FG Att.	21	vs. Toledo	11/9/18
3-pt FG Made	4	2x, vs. Northern Kent.	1/3/19
3-pt FG Att.	7	2x, at Northeastern	12/8/18
FT Made	8	3x, IUPUI	1/25/20
FT Attempts	13	at Georgia	12/18/18

SEASON HIGHS

Points	26	12/03/19	at Western Mich.
Minutes	36	12/28/19	vs Detroit Mercy
FG Made	11	12/03/19	at Western Mich.
FG Attempts	20	12/14/19	vs Michigan State
3-Pt FG Made	3	11/16/19	at Maryland
3-Pt FG Att	6	11/16/19	at Maryland
FT Made	8	1/25/20	IUPUI
FT Attempts	10	1/25/20	IUPUI
Rebounds	12	12/07/19	at Bowling Green
Assists	5	2/15/20	at YSU
Blocks	4	1/25/20	IUPUI
Steals	3	11/18/19	Hartford

SEASON NOTES

- Has scored in double figures 26 of 27 games this season
- Has seven double-digit rebounding efforts this season
- Set a season-high with 20 shot attempts against Michigan State on Dec. 14
- Recorded a double-double against Detroit Mercy on Dec. 28
- Notched fifth double-double of the season at Green Bay - 10 pts, 13 rebounds

GAME-BY-GAME

Opponent	Date	GS	MIN	Total		3-Pointers		Free throws		Rebounds				PF	A	T/O	BLK	STL	PTS	AVG	
				FG-FGA	PCT	3FG-3FGA	PCT	FT-FTA	PCT	OFF	DEF	TOT	AVG								
Goshen	11/05/2019	*	28:32	6-11	.545	0-2	.000	3-4	.750	1	7	8	8.0	1	2	3	2	3	15	15.0	
vs Delaware	11/08/2019	*	34:20	6-10	.600	0-1	.000	0-1	.000	2	6	8	8.0	4	0	3	2	1	12	13.5	
vs UTSA	11/09/2019	*	34:54	7-14	.500	1-3	.333	4-6	.667	3	9	12	9.3	3	4	2	1	0	19	15.3	
vs Southern Ill.	11/10/2019	*	21:22	1-7	.143	1-1	1.000	0-0	.000	0	3	3	7.8	0	1	0	0	2	3	12.3	
at Maryland	11/16/2019	*	31:49	6-12	.500	3-6	.500	3-4	.750	1	3	4	7.0	4	2	5	1	1	18	13.4	
Hartford	11/18/2019	*	34:06	7-9	.778	0-0	.000	3-6	.500	4	7	11	7.7	0	3	1	1	3	17	14.0	
at Northern Ill.	11/25/2019	*	34:03	5-10	.500	1-3	.333	2-2	1.000	1	7	8	7.7	2	1	2	0	0	13	13.9	
at Toledo	11/30/2019	*	30:52	6-11	.545	0-2	.000	2-3	.667	1	3	4	7.3	3	2	4	1	1	14	13.9	
at Western Mich.	12/03/2019	*	33:34	11-13	.846	0-1	.000	4-5	.800	2	7	9	7.4	4	4	2	0	0	26	15.2	
at Bowling Green	12/07/2019	*	35:18	8-13	.615	1-4	.250	5-7	.714	2	10	12	7.9	4	1	3	0	1	22	15.9	
vs Michigan St.	12/14/2019	*	31:33	5-20	.250	0-3	.000	0-3	.000	2	5	7	7.8	1	0	1	0	2	10	15.4	
at Syracuse	12/18/2019	*	29:39	6-9	.667	0-0	.000	4-4	1.000	2	4	6	7.7	5	3	2	0	0	16	15.4	
Fairfield	12/21/2019	*	30:00	6-12	.500	0-1	.000	6-8	.750	2	5	7	7.6	4	2	4	1	1	18	15.6	
Detroit Mercy	12/28/2019	*	36:54	8-15	.533	0-2	.000	3-7	.429	3	7	10	7.8	3	3	2	1	0	19	15.9	
Wright St.	01/03/2020	*	24:11	5-12	.417	0-2	.000	4-4	1.000	1	5	6	7.7	1	0	1	2	1	14	15.7	
Northern Ky.	01/05/2020	*	30:36	8-16	.500	1-2	.500	0-1	.000	4	4	8	7.7	3	2	1	2	0	17	15.8	
at Youngstown St.	01/09/2020	*	28:58	6-11	.545	2-4	.500	1-2	.500	1	2	3	7.4	4	3	2	0	2	15	15.8	
at Cleveland St.	01/11/2020	*	30:00	6-7	.857	0-0	.000	3-5	.600	2	5	7	7.4	4	0	3	1	1	15	15.7	
at Green Bay	01/16/2020	*	28:38	5-8	.625	0-1	.000	0-0	.000	2	11	13	7.7	4	2	2	3	2	10	15.4	
at Milwaukee	01/18/2020	*	32:33	9-14	.643	1-3	.333	1-3	.333	0	5	5	7.6	2	2	2	0	0	20	15.7	
UIC	01/23/2020	*	30:52	5-18	.278	0-2	.000	2-2	1.000	3	5	8	7.6	3	2	2	1	1	12	15.5	
IUPUI	01/25/2020	*	33:57	6-15	.400	0-2	.000	8-10	.800	3	5	8	7.6	3	2	3	4	1	20	15.7	
at Detroit Mercy	01/31/2020	*	25:23	4-7	.571	0-0	.000	4-6	.667	2	7	9	7.7	4	1	2	0	1	12	15.5	
at Northern Ky.	02/06/2020	*	36:19	5-14	.357	0-0	.000	2-2	1.000	5	6	11	7.8	2	0	1	3	1	12	15.4	
at Wright St.	02/08/2020	*	29:00	10-18	.556	0-1	.000	1-2	.500	0	4	4	7.6	4	0	4	1	1	21	15.6	
Cleveland St.	02/13/2020	*	37:27	8-14	.571	1-2	.500	5-6	.833	5	3	8	7.7	3	0	0	2	2	22	15.8	
Youngstown St.	02/15/2020	*	35:57	7-13	.538	1-1	1.000	5-8	.625	5	6	11	7.8	2	5	4	3	1	20	16.0	
Totals			26	850:48	172-333	.517	13-49	.265	75-111	.676	59	151	210	7.8	77	47	61	32	29	432	16.0

Player Averages

Games Played	Minutes/game	Points/game	FG Pct	3FG Pct	FT Pct	Rebounds/game	Assists/game	Turnovers/game	Assist/Turnover ratio	Steals/game	Blocks/game
27	31.5	16.0	51.7	26.5	67.6	7.8	1.7	2.3	0.8	1.1	1.2

HOOP SCOOPS

Has an exotic hat collection from several countries - collects a hat from every country visited

Recently got on tik tok (@xwtbgt)

Favorite video game is Super Smash Brothers

Favorite rapper is Drake

**KEVIN KANGU**

JUNIOR | 6-4 | 179 | GUARD

BURLINGTON, ONT. | JOHN CARROLL | VINCENNES

15

////////////////////

CAREER NOTES

At Vincennes (2018-19)

- Appeared in all 36 games, making 19 starts
- Averaged 8.1 points, 2.6 assists and 2.6 rebounds per game
- Shot over 36 percent from three-point range
- Part of the 2019 Vincennes National Championship team that went 34-2
- Named to the championship's all-tournament team

CAREER HIGHS

Points	20	11/09/19	vs UTSA
Minutes	40	11/08/19	vs Delaware
FG Made	5, 2x	2/15/20	vs CSU
FG Attempts	13	12/21/19	Fairfield
3-Pt FG Made	3	2/15/20	vs CSU
3-Pt FG Attempts	6	12/21/19	Fairfield
FT Made	5	12/03/19	at Western Mich.
FT Attempts	6	12/03/19	at Western Mich.
Rebounds	9	11/08/19	vs Delaware
Assists	9, 2x	1/25/20	IUPUI
Blocks	3	11/08/19	vs Delaware
Steals	4	11/16/19	at Maryland

SEASON HIGHS

Points	20	11/09/19	vs UTSA
Minutes	40	11/08/19	vs Delaware
FG Made	5, 2x	2/15/20	vs YSU
FG Attempts	13	12/21/19	Fairfield
3-Pt FG Made	3	2/15/20	vs YSU
3-Pt FG Attempts	6	12/21/19	Fairfield
FT Made	5	12/03/19	at Western Mich.
FT Attempts	6	12/03/19	at Western Mich.
Rebounds	9	11/08/19	vs Delaware
Assists	9, 2x	1/25/20	IUPUI
Blocks	3	11/08/19	vs Delaware
Steals	4	11/16/19	at Maryland

SEASON NOTES

- Made first start at Oakland against Goshen
- Named to Sunshine Slam All-Tournament team
- Tied a career-high seven assists at BGSU on Dec. 7

GAME-BY-GAME

Opponent	Date	GS	MIN	Total		3-Pointers		Free throws		Rebounds				PF	A	T/O	BLK	STL	PTS	AVG	
				FG-FGA	PCT	3FG-3FGA	PCT	FT-FTA	PCT	OFF	DEF	TOT	AVG								
Goshen	11/05/2019	*	25:35	5-11	.455	2-5	.400	1-2	.500	1	2	3	3.0	0	4	3	0	1	13	13.0	
vs Delaware	11/08/2019	*	40:00	4-12	.333	1-4	.250	3-6	.500	2	7	9	6.0	2	7	2	3	2	12	12.5	
vs UTSA	11/09/2019	*	38:25	4-9	.444	3-5	.600	9-10	.900	1	2	3	5.0	3	2	5	0	0	20	15.0	
vs Southern Ill.	11/10/2019	*	39:06	2-7	.286	0-3	.000	2-2	1.000	0	3	3	4.5	4	9	4	1	0	6	12.8	
at Maryland	11/16/2019	*	28:06	1-6	.167	0-2	.000	0-0	.000	0	0	0	3.6	1	4	4	0	4	2	10.6	
Hartford	11/18/2019	*	29:04	4-6	.667	1-2	.500	2-4	.500	0	1	1	3.2	4	2	6	0	0	11	10.7	
at Northern Ill.	11/25/2019	*	28:37	0-8	.000	0-4	.000	2-2	1.000	0	6	6	3.6	0	2	3	0	1	2	9.4	
at Toledo	11/30/2019	*	30:36	1-6	.167	1-4	.250	0-0	.000	1	5	6	3.9	2	3	3	0	1	3	8.6	
at Western Mich.	12/03/2019	*	23:27	1-3	.333	0-1	.000	5-6	.833	1	4	5	4.0	0	1	2	0	0	7	8.4	
at Bowling Green	12/07/2019	*	35:07	2-6	.333	1-2	.500	0-1	.000	0	5	5	4.1	2	7	2	0	0	5	8.1	
vs Michigan St.	12/14/2019	*	27:18	0-3	.000	0-1	.000	4-4	1.000	0	2	2	3.9	3	4	1	0	1	4	7.7	
at Syracuse	12/18/2019	*	11:41	1-3	.333	0-2	.000	2-2	1.000	0	2	2	3.8	0	1	2	0	0	4	7.4	
Fairfield	12/21/2019	*	37:00	4-13	.308	1-6	.167	0-1	.000	1	2	3	3.7	3	5	4	0	1	9	7.5	
Detroit Mercy	12/28/2019	*	31:31	3-7	.429	1-3	.333	0-0	.000	1	4	5	3.8	2	6	4	1	0	7	7.5	
Wright St.	01/03/2020	*	11:09	1-5	.200	0-1	.000	0-0	.000	0	0	0	3.5	0	4	4	0	1	2	7.1	
Northern Ky.	01/05/2020	*	12:26	0-0	.000	0-0	.000	0-0	.000	0	1	1	3.4	1	3	1	0	0	0	6.7	
at Youngstown St.	01/09/2020	*	15:23	0-6	.000	0-3	.000	0-0	.000	0	3	3	3.4	0	1	1	0	1	0	6.3	
at Cleveland St.	01/11/2020	*	20:00	4-7	.571	2-4	.500	3-6	.500	0	1	1	3.2	3	3	1	0	1	13	6.7	
at Green Bay	01/16/2020	*	18:45	1-4	.250	1-3	.333	0-0	.000	0	0	0	3.1	0	3	1	0	0	3	6.5	
at Milwaukee	01/18/2020	*	03:43	0-2	.000	0-1	.000	0-2	.000	0	0	0	2.9	1	0	0	0	0	0	6.2	
UIC	01/23/2020	*	07:11	0-2	.000	0-1	.000	0-0	.000	0	0	0	2.8	1	1	0	0	1	0	5.9	
IUPUI	01/25/2020	*	34:04	1-3	.333	0-1	.000	4-4	1.000	0	1	1	2.7	4	9	0	2	0	6	5.9	
at Detroit Mercy	01/31/2020	*	22:49	1-2	.500	0-1	.000	0-1	.000	1	0	1	2.6	1	4	0	0	0	2	5.7	
at Northern Ky.	02/06/2020	*	08:26	0-3	.000	0-1	.000	0-1	.000	0	0	0	2.5	0	0	1	0	0	0	5.5	
at Wright St.	02/08/2020	*	15:00	0-2	.000	0-1	.000	1-2	.500	0	1	1	2.4	4	2	0	0	1	1	5.3	
Cleveland St.	02/13/2020	*	20:42	2-6	.333	1-3	.333	0-0	.000	0	1	1	2.4	2	0	2	0	0	5	5.3	
Youngstown St.	02/15/2020	*	26:50	5-8	.625	3-5	.600	1-2	.500	0	0	0	2.3	0	2	0	0	2	14	5.6	
Totals			16	642:02	47-150	.313	18-69	.261	39-58	.672	9	53	62	2.3	43	89	56	7	18	151	5.6

Player Averages

Games Played	Minutes/game	Points/game	FG Pct	3FG Pct	FT Pct	Rebounds/game	Assists/game	Turnovers/game	Assist/Turnover ratio	Steals/game	Blocks/game
27	23.8	5.6	31.3	26.1	67.2	2.3	3.3	2.1	1.6	0.7	0.3

HOOP SCOOPS

Used to play the tenor saxophone

Can juggle



BABATUNDE SOWUNMI

SOPHOMORE | 6-10 | 254 | CENTER
LAGOS, NIGERIA | SOLID ROCK ACADEMY

20

////////////////////

CAREER NOTES

2018-19

- Appeared in 15 games
- Made his first career field goal against UIC on Feb. 28.
- Scored his first career point against Cleveland State on Feb. 2.
- Made career debut at No. 8 Michigan State, recording two rebounds, one block and playing a career high 12 minutes

CAREER HIGHS

Points	5	1/3/20	vs Wright State
Minutes	15	1/3/20	vs Wright State
FG Made	2, 2x	1/3/20	vs Wright State
FG Attempts	5	11/05/19	Goshen
3-Pt FG Made	0		
3-Pt FG Att	0		
FT Made	1	1/3/20	vs Wright State
FT Attempts	2	1/3/20	vs Wright State
Rebounds	6	1/3/20	vs Wright State
Assists	1	2/13/20	vs YSU
Blocks	0		
Steals	2	11/25/19	at Northern Ill.

SEASON HIGHS

Points	5	1/3/20	vs Wright State
Minutes	15	1/3/20	vs Wright State
FG Made	2, 2x	1/3/20	vs Wright State
FG Attempts	5	11/05/19	Goshen
3-Pt FG Made	0		
3-Pt FG Att	0		
FT Made	1	1/3/20	vs Wright State
FT Attempts	2	1/3/20	vs Wright State
Rebounds	6	1/3/20	vs Wright State
Assists	1	2/13/20	vs YSU
Blocks	0		
Steals	2	11/25/19	at Northern Ill.

SEASON NOTES

- Played a season-high 10 minutes against Michigan State on Dec. 14
- Career high five points, six rebounds against Wright State on Jan. 3.

GAME-BY-GAME

Opponent	Date	GS	MIN	Total		3-Pointers		Free throws		Rebounds				PF	A	T/O	BLK	STL	PTS	AVG
				FG-FGA	PCT	3FG-3FGA	PCT	FT-FTA	PCT	OFF	DEF	TOT	AVG							
Goshen	11/05/2019		10:22	2-5	.400	0-0	.000	0-0	.000	3	2	5	5.0	1	0	2	0	0	4	4.0
vs UTSA	11/09/2019		03:03	0-0	.000	0-0	.000	0-0	.000	1	0	1	3.0	0	0	0	0	0	0	2.0
at Maryland	11/16/2019		07:39	0-1	.000	0-0	.000	0-0	.000	0	1	1	2.3	1	0	0	0	0	0	1.3
Hartford	11/18/2019		03:60	0-0	.000	0-0	.000	0-0	.000	0	1	1	2.0	1	0	0	0	0	0	1.0
at Northern Ill.	11/25/2019		08:37	0-2	.000	0-0	.000	0-0	.000	0	0	0	1.6	0	0	0	0	2	0	0.8
at Western Mich.	12/03/2019		00:11	0-0	.000	0-0	.000	0-0	.000	0	0	0	1.3	1	0	0	0	0	0	0.7
vs Michigan St.	12/14/2019		10:04	0-1	.000	0-0	.000	0-0	.000	0	2	2	1.4	1	0	0	0	0	0	0.6
at Syracuse	12/18/2019		00:41	0-0	.000	0-0	.000	0-0	.000	0	0	0	1.3	0	0	0	0	0	0	0.5
Wright St.	01/03/2020		14:28	2-3	.667	0-0	.000	1-2	.500	4	2	6	1.8	4	0	2	0	1	5	1.0
Northern Ky.	01/05/2020		00:18	0-0	.000	0-0	.000	0-0	.000	0	0	0	1.6	0	0	0	0	0	0	0.9
at Youngstown St.	01/09/2020		06:00	0-1	.000	0-0	.000	0-2	.000	1	0	1	1.5	0	0	1	0	0	0	0.8
at Cleveland St.	01/11/2020		04:00	0-0	.000	0-0	.000	0-0	.000	0	1	1	1.5	1	0	0	0	0	0	0.8
UIC	01/23/2020		07:27	0-0	.000	0-0	.000	0-0	.000	0	1	1	1.5	0	0	0	0	0	0	0.7
at Detroit Mercy	01/31/2020		00:29	0-0	.000	0-0	.000	0-0	.000	0	0	0	1.4	0	0	1	0	0	0	0.6
at Wright St.	02/08/2020		04:00	0-0	.000	0-0	.000	0-0	.000	0	0	0	1.3	1	0	0	0	0	0	0.6
Cleveland St.	02/13/2020		01:34	0-0	.000	0-0	.000	0-0	.000	2	0	2	1.3	0	0	0	0	0	0	0.6
Youngstown St.	02/15/2020		02:53	1-1	1.000	0-0	.000	0-0	.000	0	0	0	1.2	1	1	1	0	0	2	0.6
Totals			0 85:46	5-14	.357	0-0	.000	1-4	.250	11	10	21	1.2	12	1	7	0	3	11	0.6

Player Averages

Games Played	Minutes/game	Points/game	FG Pct	3FG Pct	FT Pct	Rebounds/game	Assists/game	Turnovers/game	Assist/Turnover ratio	Steals/game	Blocks/game
17	5.0	0.6	35.7	0.0	25.0	1.2	0.1	0.4	0.1	0.2	0.0

HOOP SCOOPS

Grew up playing soccer

Favorite color is red

Is a dog lover



MADISON MONROE

FRESHMAN | 6-3 | 185 | GUARD
CHARLOTTE, N.C. | U.S. MILITARY ACADEMY PREP

21

////////////////////

CAREER NOTES

High School

- NCISAA 3A All-State team
- All-MAC First Team selection
- Charlotte Observer All-Mecklenburg Third Team selection
- Played for PSB Elite AAU in Charlotte, N.C.
- Also played for SouthLake Christian Academy before attending the United States Military Academy Preparatory School

CAREER HIGHS

Points	10, 2x1/9/20	at Youngstown State
Minutes	25 1/3/20	vs Wright State
FG Made	4 1/9/20	at Youngstown State
FG Attempts	7, 2x 1/9/20	at Youngstown State
3-Pt FG Made	2 1/9/20	at Youngstown State
3-Pt FGoal Att	3 1/9/20	at Youngstown State
FT Made	3 1/3/20	vs Wright State
FT Attempts	4 1/3/20	vs Wright State
Rebounds	4, 2x 1/9/20	at Youngstown State
Assists	2, 3x 1/9/20	at Youngstown State
Blocks	0	
Steals	3 1/3/20	vs Wright State

SEASON HIGHS

Points	10, 2x1/9/20	at Youngstown State
Minutes	25 1/3/20	vs Wright State
FG Made	4 1/9/20	at Youngstown State
FG Attempts	7, 2x 1/9/20	at Youngstown State
3-Pt FG Made	2 1/9/20	at Youngstown State
3-Pt FGoal Att	3 1/9/20	at Youngstown State
FT Made	3 1/3/20	vs Wright State
FT Attempts	4 1/3/20	vs Wright State
Rebounds	4, 2x 1/9/20	at Youngstown State
Assists	2, 3x 1/9/20	at Youngstown State
Blocks	0	
Steals	3 1/3/20	vs Wright State

SEASON NOTES

- Made first-career start at Syracuse on Dec. 18
- First-career double digit performance came against Wright State on Jan. 3, notching 10 points.

GAME-BY-GAME

Opponent	Date	GS	MIN	Total		3-Pointers		Free throws		Rebounds		PF	A	T/O	BLK	STL	PTS	AVG		
				FG-FGA	PCT	3FG-3FGA	PCT	FT-FTA	PCT	OFF	DEF								TOT	AVG
Goshen	11/05/2019		12:29	0-1	.000	0-0	.000	0-0	.000	1	0	1	1.0	4	0	1	0	0	0	
vs Delaware	11/08/2019		16:43	0-1	.000	0-0	.000	1-2	.500	0	0	0	0.5	2	0	0	0	1	0.5	
vs UTSA	11/09/2019		00:12	0-0	.000	0-0	.000	0-0	.000	0	0	0	0.3	0	0	0	0	0	0.3	
vs Southern Ill.	11/10/2019		05:41	0-0	.000	0-0	.000	0-0	.000	0	2	2	0.8	0	0	1	0	0	0.3	
at Maryland	11/16/2019		08:40	2-4	.500	0-0	.000	0-0	.000	0	2	2	1.0	1	0	0	0	4	1.0	
Hartford	11/18/2019		06:02	0-2	.000	0-2	.000	0-0	.000	0	0	0	0.8	0	0	0	0	0	0.8	
at Syracuse	12/18/2019	*	14:27	0-2	.000	0-1	.000	2-3	.667	1	3	4	1.3	2	2	2	0	1	2	1.0
Fairfield	12/21/2019	*	15:00	0-0	.000	0-0	.000	0-0	.000	0	1	1	1.3	1	0	1	0	0	0.9	
Wright St.	01/03/2020		24:35	3-7	.429	1-2	.500	3-4	.750	2	0	2	1.3	3	2	1	0	3	10	1.9
Northern Ky.	01/05/2020		17:15	3-4	.750	0-1	.000	2-2	1.000	1	0	1	1.3	3	2	2	0	0	8	2.5
at Youngstown St.	01/09/2020	*	19:21	4-7	.571	2-3	.667	0-0	.000	1	3	4	1.5	0	2	2	0	0	10	3.2
at Cleveland St.	01/11/2020	*	07:00	0-1	.000	0-0	.000	0-0	.000	0	0	0	1.4	1	0	1	0	0	0	2.9
at Milwaukee	01/18/2020	*	13:51	2-2	1.000	0-0	.000	0-0	.000	1	2	3	1.5	1	1	1	0	1	4	3.0
UIC	01/23/2020	*	11:55	0-1	.000	0-0	.000	0-0	.000	0	1	1	1.5	1	1	3	0	0	0	2.8
IUPUI	01/25/2020		01:47	0-1	.000	0-1	.000	0-0	.000	0	0	0	1.4	0	0	0	0	0	0	2.6
at Northern Ky.	02/06/2020		13:07	2-2	1.000	0-0	.000	0-0	.000	1	2	3	1.5	2	1	1	0	0	4	2.7
Cleveland St.	02/13/2020		05:03	0-2	.000	0-1	.000	0-0	.000	0	0	0	1.4	1	1	0	0	0	0	2.5
Totals		6	193:08	16-37	.432	3-11	.273	8-11	.727	8	16	24	1.4	22	12	16	0	6	43	2.5

Player Averages

Games Played	Minutes/ game	Points/ game	FG Pct	3FG Pct	FT Pct	Rebounds/ game	Assists/ game	Turnovers/ game	Assist/Turnover ratio	Steals/ game	Blocks/ game
17	11.4	2.5	43.2	27.3	72.7	1.4	0.7	0.9	0.8	0.4	0.0

HOOP SCOOPS

Born in Italy. Lived there for three years while his father, Rodney, played overseas.

Can beat anyone on the team in Call of Duty and 2K

Has a shark

24

KENNY PITTMAN JR.SOPHOMORE | 6-3 | 181 | GUARD
CHICAGO, ILL. | SIMEON

////////////////////

CAREER NOTES

2018-19

- Appeared in 23 games, making one start
- Earned his first career start against Milwaukee on Jan. 10
- Made his first career field goal against Wright State on Jan. 5
- Scored his first career points at No. 8 Michigan State
- Made first career regular season appearance against James Madison on Nov. 23

CAREER HIGHS

Points	7	12/28/19	vs Detroit Mercy
Minutes	18	12/21/19	Fairfield
FG Made	2	12/28/19	vs Detroit Mercy
FG Attempts	4	11/05/19	Goshen
3-Pt FG Made	1, 3x	12/28/19	vs Detroit Mercy
3-Pt FG Attempts	2, 2x	12/14/19	vs Michigan State
FT Made	2	12/28/19	vs Detroit Mercy
FT Attempts	2, 2x	12/28/19	vs Detroit Mercy
Rebounds	4	2/13/20	vs CSU
Assists	1, 5x	2/13/20	vs CSU
Blocks	0	12/07/19	at Bowling Green
Steals	1, 2x	12/28/19	vs Detroit Mercy

SEASON HIGHS

Points	7	12/28/19	vs Detroit Mercy
Minutes	18	12/21/19	Fairfield
FG Made	2	12/28/19	vs Detroit Mercy
FG Attempts	4	11/05/19	Goshen
3-Pt FG Made	1, 3x	12/28/19	vs Detroit Mercy
3-Pt FG Attempts	2, 2x	12/14/19	vs Michigan State
FT Made	2	12/28/19	vs Detroit Mercy
FT Attempts	2, 2x	12/28/19	vs Detroit Mercy
Rebounds	4	2/13/20	vs CSU
Assists	1, 5x	2/13/20	vs CSU
Blocks	0	12/07/19	at Bowling Green
Steals	1, 2x	12/28/19	vs Detroit Mercy

SEASON NOTES

- Made first start of the season against Southern Illinois
- Made an appearance against BGSU on Dec. 7
- Knocked down a triple to tie his season-high in points in nine minutes of action against Michigan State on Dec. 14
- Scored a career-best 7 points against Detroit Mercy, going 2-2 from the field and 2-2 from the foul line

GAME-BY-GAME

Opponent	Date	GS	MIN	Total		3-Pointers		Free throws		Rebounds				PF	A	T/O	BLK	STL	PTS	AVG	
				FG	PCT	3FG	3FGA	PCT	FT	FTA	PCT	OFF	DEF								TOT
Goshen	11/05/2019		12:21	0-4	.000	0-2	.000	0-2	.000	0	2	2	2.0	1	0	0	0	0	0	0	
vs UTA	11/09/2019		03:32	0-0	.000	0-0	.000	2-2	1.000	0	1	1	1.5	0	0	0	0	0	2	1.0	
vs Southern Ill.	11/10/2019	*	09:42	0-0	.000	0-0	.000	0-1	.000	0	3	3	2.0	0	0	0	0	0	0	0.7	
at Maryland	11/16/2019		07:49	0-1	.000	0-1	.000	0-0	.000	0	1	1	1.8	2	0	2	0	0	0	0.5	
Hartford	11/18/2019		14:31	1-1	1.000	1-1	1.000	0-0	.000	1	0	1	1.6	0	0	1	0	1	3	1.0	
at Northern Ill.	11/25/2019	*	11:26	1-2	.500	1-2	.500	0-0	.000	0	1	1	1.5	0	0	1	0	1	3	1.3	
at Toledo	11/30/2019		03:38	0-0	.000	0-0	.000	0-0	.000	0	1	1	1.4	1	0	0	0	0	0	1.1	
at Bowling Green	12/07/2019		01:30	0-0	.000	0-0	.000	0-0	.000	0	0	0	1.3	0	0	0	0	0	0	1.0	
vs Michigan St.	12/14/2019		09:07	1-3	.333	1-2	.500	0-0	.000	0	1	1	1.2	0	0	0	0	0	3	1.2	
at Syracuse	12/18/2019		16:06	0-1	.000	0-1	.000	0-0	.000	0	2	2	1.3	1	1	1	0	0	0	1.1	
Fairfield	12/21/2019		18:00	0-0	.000	0-0	.000	0-0	.000	0	0	0	1.2	0	1	1	0	0	0	1.0	
Detroit Mercy	12/28/2019		08:01	2-2	1.000	1-1	1.000	2-2	1.000	0	1	1	1.2	4	1	0	0	1	7	1.5	
Wright St.	01/03/2020		13:09	0-1	.000	0-1	.000	1-2	.500	0	1	1	1.2	1	0	0	0	0	1	1.5	
Northern Ky.	01/05/2020		16:60	1-4	.250	1-3	.333	0-0	.000	0	1	1	1.1	5	0	1	0	0	3	1.6	
at Youngstown St.	01/09/2020		05:11	0-0	.000	0-0	.000	0-0	.000	0	1	1	1.1	0	0	0	0	0	0	1.5	
at Green Bay	01/16/2020		00:55	0-0	.000	0-0	.000	0-0	.000	0	0	0	1.1	0	0	1	0	0	0	1.4	
at Milwaukee	01/18/2020		00:12	0-0	.000	0-0	.000	0-0	.000	0	0	0	1.0	0	0	0	0	0	0	1.3	
UIC	01/23/2020		07:35	1-3	.333	0-2	.000	0-0	.000	0	0	0	0.9	0	1	0	0	1	2	1.3	
IUPUI	01/25/2020		00:49	0-0	.000	0-0	.000	0-0	.000	0	0	0	0.9	1	0	0	0	0	0	1.3	
at Detroit Mercy	01/31/2020		05:23	0-1	.000	0-1	.000	0-0	.000	0	1	1	0.9	1	0	0	0	0	0	1.2	
at Northern Ky.	02/06/2020		03:38	0-0	.000	0-0	.000	0-0	.000	0	1	1	0.9	0	0	0	0	0	0	1.1	
at Wright St.	02/08/2020		01:00	0-0	.000	0-0	.000	0-0	.000	0	0	0	0.9	0	0	0	0	0	0	1.1	
Cleveland St.	02/13/2020		15:27	1-2	.500	0-1	.000	0-0	.000	0	4	4	1.0	1	1	1	0	0	2	1.1	
Youngstown St.	02/15/2020		00:33	0-0	.000	0-0	.000	0-0	.000	0	0	0	1.0	1	0	0	0	0	0	1.1	
Totals			2	186:35	8-25	.320	5-18	.278	5-9	.556	1	22	23	1.0	19	5	9	0	4	26	1.1

Player Averages

Games Played	Minutes/game	Points/game	FG Pct	3FG Pct	FT Pct	Rebounds/game	Assists/game	Turnovers/game	Assist/Turnover ratio	Steals/game	Blocks/game
24	7.8	1.1	32.0	27.8	55.6	1.0	0.2	0.4	0.6	0.2	0.0

HOOP SCOOPS

Favorite rapper is G Herbo

Is a 'sneaker head'

Enjoys to draw

Likes to travel the world

**CJ GETTELFINGER**

FRESHMAN | 6-4 | 186 | GUARD

Knoxville, Tenn. | Grace Christian Academy

33

////////////////////

CAREER NOTES

High School

- Finalist for Tennessee's Mr. Basketball and Knoxville Player of the Year in 2018.
- Won 2018 State Championship with Grace Christian Academy.
- Three-time all-district and two-time all-region team selection.
- 2018 all-state team selection after averaging 24 points and six assists.
- Father, Chris, played basketball at Kentucky from 1977-81 and won the 1978 National Championship

CAREER HIGHS

Points	4, 2x	12/14/19	vs Michigan St
Minutes	22	11/30/19	at Toledo
FG Made	1, 3x	12/18/19	at Syracuse
FG Attempts	4	11/30/19	at Toledo
3-Pt FG Made	1	12/18/19	at Syracuse
3-Pt FG Attempts	2, 2x	12/18/19	at Syracuse
FT Made	4	12/03/19	at Western Mich.
FT Attempts	4	12/03/19	at Western Mich.
Rebounds	5	11/18/19	Hartford
Assists	7	11/30/19	at Toledo
Blocks	1, 2x	1/11/20	at Cleveland State
Steals	2	11/18/19	Hartford

SEASON HIGHS

Points	4, 2x	12/14/19	vs Michigan St
Minutes	22	11/30/19	at Toledo
FG Made	1, 3x	12/18/19	at Syracuse
FG Attempts	4	11/30/19	at Toledo
3-Pt FG Made	1	12/18/19	at Syracuse
3-Pt FG Attempts	2, 2x	12/18/19	at Syracuse
FT Made	4	12/03/19	at Western Mich.
FT Attempts	4	12/03/19	at Western Mich.
Rebounds	5	11/18/19	Hartford
Assists	7	11/30/19	at Toledo
Blocks	1, 2x	1/11/20	at Cleveland State
Steals	2	11/18/19	Hartford

SEASON NOTES

- Tied his career-high 4 points against Michigan State on Dec. 14
- Half-court shot at Syracuse on Dec. 18 made SportCenter's Top 10, coming in at No. 2.

GAME-BY-GAME

Opponent	Date	GS	MIN	Total		3-Pointers		Free throws		Rebounds				PF	A	T/O	BLK	STL	PTS	AVG
				FG-FGA	PCT	3FG-3FGA	PCT	FT-FTA	PCT	OFF	DEF	TOT	AVG							
Goshen	11/05/2019		08:32	1-2	.500	0-0	.000	0-0	.000	0	0	0	0.0	0	2	1	0	1	2	2.0
vs UTSA	11/09/2019		05:34	0-0	.000	0-0	.000	0-0	.000	0	1	1	0.5	0	1	0	0	0	0	1.0
vs Southern Ill.	11/10/2019		00:18	0-0	.000	0-0	.000	0-0	.000	0	0	0	0.3	0	0	0	0	0	0	0.7
at Maryland	11/16/2019		05:58	1-1	1.000	0-0	.000	0-0	.000	0	0	0	0.3	2	1	1	0	0	2	1.0
Hartford	11/18/2019		06:45	0-3	.000	0-1	.000	0-0	.000	0	5	5	1.2	2	1	0	0	2	0	0.8
at Northern Ill.	11/25/2019		05:52	0-0	.000	0-0	.000	0-0	.000	0	0	0	1.0	1	0	0	0	0	0	0.7
at Toledo	11/30/2019		21:26	0-4	.000	0-2	.000	0-0	.000	0	0	0	0.9	3	7	2	0	0	0	0.6
at Western Mich.	12/03/2019		11:39	0-1	.000	0-0	.000	4-4	1.000	0	4	4	1.3	2	0	2	1	1	4	1.0
at Bowling Green	12/07/2019		04:53	0-0	.000	0-0	.000	0-0	.000	0	1	1	1.2	0	1	1	0	1	0	0.9
vs Michigan St.	12/14/2019		10:32	1-2	.500	0-1	.000	2-2	1.000	0	2	2	1.3	1	2	1	0	0	4	1.2
at Syracuse	12/18/2019		05:34	1-2	.500	1-2	.500	0-0	.000	0	0	0	1.2	1	0	1	0	0	3	1.4
Fairfield	12/21/2019		02:00	0-1	.000	0-1	.000	0-0	.000	0	0	0	1.1	0	0	0	0	0	0	1.3
Wright St.	01/03/2020		06:02	0-1	.000	0-1	.000	0-0	.000	0	0	0	1.0	0	2	1	0	0	0	1.2
Northern Ky.	01/05/2020		03:49	0-1	.000	0-0	.000	0-0	.000	1	2	3	1.1	0	1	1	0	0	0	1.1
at Cleveland St.	01/11/2020		02:00	0-0	.000	0-0	.000	0-0	.000	0	1	1	1.1	0	1	2	1	0	0	1.0
at Green Bay	01/16/2020		01:59	0-0	.000	0-0	.000	0-0	.000	0	0	0	1.1	1	0	2	0	1	0	0.9
Youngstown St.	02/15/2020		00:05	0-0	.000	0-0	.000	0-0	.000	0	0	0	1.0	0	0	0	0	0	0	0.9
Totals		0	102:57	4-18	.222	1-8	.125	6-6	1.000	1	16	17	1.0	13	19	15	2	6	15	0.9

Player Averages

Games Played	Minutes/game	Points/game	FG Pct	3FG Pct	FT Pct	Rebounds/game	Assists/game	Turnovers/game	Assist/Turnover ratio	Steals/game	Blocks/game
17	6.1	0.9	22.2	12.5	100.0	1.0	1.1	0.9	1.3	0.4	0.1

HOOP SCOOPS

Loves to fly fish in the Smoky Mountains

Favorite player is Ricky Rubio

Favorite artist is Quinn XCII



YUSUF JIHAD

FRESHMAN | 6-8 | 214 | CENTER
Farmington Hills, Mich. | North Farmington

34

////////////////////

CAREER NOTES

High School

- Detroit News All-State Third Team selection
- Detroit Free Press All-State Honorable Mention
- Top-5 North Suburb selection
- Oakland County Most Valuable Player
- Played for Greenwood Elite AAU
- Played in 2019 Mitten Classic

CAREER HIGHS

Points
Rebounds
Assists
Steals
Blocks
Minutes
FG Made
FG Att.
3-pt FG Made
3-pt FG Att.
FT Made
FT Attempts

SEASON HIGHS

Points
Rebounds
Assists
Steals
Blocks
Minutes
FG Made
FG Att.
3-pt FG Made
3-pt FG Att.
FT Made
FT Attempts

SEASON NOTES

GAME-BY-GAME

HOOP SCOOPS

Skipped the second grade

Loves to read

**JACKIE HARRIS**

FRESHMAN | 6-8 | 214 | CENTER

LAMBERTVILLE, MICH. | ST. | FRANCIS DE SALES

35

////////////////////

CAREER NOTES

High School

- Three-time all-district and two-time all-state selection
- Played on Ohio Basketball Club and All-Ohio AAU teams
- Three-time sectional champion
- Finished his high school career as the school's second-highest scorer in program history
- Poured in 42 points in a game to reach 1,000 career points
- Honor roll student

CAREER HIGHS

Points	6, 2x	12/14/19	vs Michigan St
Minutes	28	1/16/20	at Green Bay
FG Made	2, 3x	12/28/19	vs Detroit Mercy
FG Attempts	6	11/05/19	Goshen
3-Pt FG Made	2, 2x	12/14/19	vs Michigan St
3-Pt FG Attempts	6	11/05/19	Goshen
FT Made	1	11/18/19	Hartford
FT Attempts	2	11/18/19	Hartford
Rebounds	4	11/05/19	Goshen
Assists	2	12/18/19	at Syracuse
Blocks	1	11/16/19	at Maryland
Steals	1	12/28/19	vs Detroit Mercy

SEASON HIGHS

Points	6, 2x	12/14/19	vs Michigan St
Minutes	28	1/16/20	at Green Bay
FG Made	2, 3x	12/28/19	vs Detroit Mercy
FG Attempts	6	11/05/19	Goshen
3-Pt FG Made	2, 2x	12/14/19	vs Michigan St
3-Pt FG Attempts	6	11/05/19	Goshen
FT Made	1	11/18/19	Hartford
FT Attempts	2	11/18/19	Hartford
Rebounds	4	11/05/19	Goshen
Assists	2	12/18/19	at Syracuse
Blocks	1	11/16/19	at Maryland
Steals	1	12/28/19	vs Detroit Mercy

SEASON NOTES

- Recorded the first assist and steal of his collegiate career on Dec. 7 at BGSU in five minutes of action
- Tied a career-high two triples versus Michigan State on Dec. 14

GAME-BY-GAME

Opponent	Date	GS	MIN	Total		3-Pointers		Free throws		Rebounds				PF	A	T/O	BLK	STL	PTS	AVG	
				FG-FGA	PCT	3FG-3FGA	PCT	FT-FTA	PCT	OFF	DEF	TOT	AVG								
Goshen	11/05/2019		22:27	2-6	.333	2-6	.333	0-0	.000	2	2	4	4.0	0	0	0	0	0	6	6.0	
vs Delaware	11/08/2019		13:30	0-2	.000	0-2	.000	0-0	.000	0	2	2	3.0	1	0	0	0	0	0	3.0	
vs UTSA	11/09/2019		04:57	0-2	.000	0-2	.000	0-0	.000	0	0	0	2.0	1	0	0	0	0	0	2.0	
vs Southern Ill.	11/10/2019		03:52	0-0	.000	0-0	.000	0-0	.000	0	0	0	1.5	0	0	0	0	0	0	1.5	
at Maryland	11/16/2019		15:26	2-4	.500	1-3	.333	0-0	.000	0	1	1	1.4	0	0	0	1	0	5	2.2	
Hartford	11/18/2019		09:21	1-3	.333	1-3	.333	1-2	.500	0	2	2	1.5	1	0	0	0	0	4	2.5	
at Northern Ill.	11/25/2019		08:47	0-4	.000	0-3	.000	0-0	.000	1	2	3	1.7	0	0	0	0	0	0	2.1	
at Toledo	11/30/2019		04:47	0-0	.000	0-0	.000	0-0	.000	0	0	0	1.5	0	0	0	0	0	0	1.9	
at Western Mich.	12/03/2019		05:51	1-1	1.000	0-0	.000	0-0	.000	0	1	1	1.4	0	1	0	0	0	2	1.9	
at Bowling Green	12/07/2019		03:03	0-0	.000	0-0	.000	0-0	.000	0	0	0	1.3	0	0	0	0	0	0	1.7	
vs Michigan St.	12/14/2019		08:23	2-5	.400	2-5	.400	0-0	.000	0	0	0	1.2	0	0	0	0	0	6	2.1	
at Syracuse	12/18/2019		04:24	0-1	.000	0-1	.000	0-0	.000	1	1	2	1.3	0	2	0	0	0	0	1.9	
Fairfield	12/21/2019		11:00	1-2	.500	1-2	.500	0-0	.000	0	0	0	1.2	0	0	1	0	0	3	2.0	
Detroit Mercy	12/28/2019		05:09	2-3	.667	1-1	1.000	0-0	.000	0	0	0	1.1	2	0	0	0	0	5	2.2	
Wright St.	01/03/2020		08:09	0-2	.000	0-2	.000	0-0	.000	0	1	1	1.1	0	1	0	0	0	0	2.1	
Northern Ky.	01/05/2020		03:38	0-0	.000	0-0	.000	0-0	.000	0	0	0	1.0	0	0	0	0	0	0	1.9	
at Youngstown St.	01/09/2020		04:53	1-4	.250	0-2	.000	0-0	.000	1	0	1	1.0	0	0	0	0	0	2	1.9	
at Cleveland St.	01/11/2020		03:00	0-0	.000	0-0	.000	0-0	.000	0	0	0	0.9	0	0	0	0	0	0	1.8	
at Green Bay	01/16/2020		28:05	0-1	.000	0-1	.000	0-0	.000	0	0	0	0.9	0	0	0	0	0	0	1.7	
UIC	01/23/2020		05:21	1-1	1.000	1-1	1.000	0-0	.000	0	0	0	0.9	0	0	0	0	0	3	1.8	
at Detroit Mercy	01/31/2020		02:44	0-0	.000	0-0	.000	0-0	.000	0	0	0	0.8	1	0	0	0	0	0	1.7	
at Northern Ky.	02/06/2020		01:40	0-0	.000	0-0	.000	0-0	.000	0	0	0	0.8	0	0	1	0	0	0	1.6	
at Wright St.	02/08/2020		02:00	0-0	.000	0-0	.000	0-0	.000	0	1	1	0.8	0	0	0	0	0	0	1.6	
Cleveland St.	02/13/2020		01:48	0-0	.000	0-0	.000	0-0	.000	0	0	0	0.8	0	0	0	0	0	0	1.5	
Totals			0	182:15	13-41	.317	9-34	.265	1-2	.500	5	13	18	0.8	6	4	2	1	0	36	1.5

Player Averages

Games Played	Minutes/game	Points/game	FG Pct	3FG Pct	FT Pct	Rebounds/game	Assists/game	Turnovers/game	Assist/Turnover ratio	Steals/game	Blocks/game
24	7.6	1.5	31.7	26.5	50.0	0.8	0.2	0.1	2.0	0.0	0.0

HOOP SCOOPS

Favorite player is Kevin Durant

Loves R&B music

Has a jersey collection of his favorite 15 players

Gm 1 vs Goshen



Official Basketball Box Score -- Game Totals -- Final Statistics

Goshen vs Oakland
11/05/19 7:00 pm at

Goshen 66 • 0-1

#	Player	Total		3-Ptr		Rebounds		PF	TP	A	TO	Blk	Stl	Min
		FG-FGA	FG-FGA	FT-FTA	Off Def Tot									
02	Shedrick Porter Jr.	* 1-6	1-3	0-0	0 2 2	1	3	1	0	0	18			
13	Tahj Curry	* 4-7	0-2	0-0	0 2 2	1	8	4	3	1	23			
21	Austin Branaqan	* 3-6	0-3	1-2	3 0 3	2	7	0	0	0	22			
22	Michael Bowers	* 2-8	1-5	0-0	1 1 2	3	5	1	3	0	1	23		
31	Ben Cotton	* 0-4	0-4	0-0	0 1 1	3	0	2	0	0	1	22		
05	Trevor Franklin	5-10	5-10	0-0	0 0 0	1	15	0	2	0	0	0	16	
11	Colin Flowers	1-2	1-2	0-0	0 0 0	2	3	1	2	0	0	11		
15	Robert Sanders	0-2	0-0	0-0	4 0 4	0	0	1	4	0	1	10		
20	Phillip Hughes	0-0	0-0	0-0	0 1 1	1	0	0	0	2	0	10		
23	Kedrick Bibby	1-2	0-0	0-0	0 1 1	2	2	1	0	0	0	5		
24	Grant Monix	1-4	1-4	0-0	0 2 2	3	3	1	2	0	0	14		
30	Braden Kingery	1-2	1-2	0-0	0 2 2	0	3	1	0	0	0	5		
33	Landon Newnum	4-6	4-6	2-2	1 2 3	0	13	4	3	0	1	15		
42	Colton Noel	1-3	0-0	1-2	0 0 0	2	3	0	0	0	0	9		
44	Tanner Camp	0-0	0-0	0-0	0 2 2	1	0	0	0	0	0	8		
Team					1 0 1									
Totals		24-62	14-41	4-6	10 16 26	23	66	17	20	3	7	200		
FG % 1st Half: 10-31 32.3%		2nd half: 14-31 45.2%	Game: 24-62 38.7%		Deadball Rebounds									
3FG % 1st Half: 3-17 17.6%		2nd half: 11-24 45.8%	Game: 14-41 34.1%		1									
FT % 1st Half: 2-4 50.0%		2nd half: 2-2 100.0%	Game: 4-6 66.7%											

Oakland 94 • 1-0,0-0 Horizon

#	Player	Total		3-Ptr		Rebounds		PF	TP	A	TO	Blk	Stl	Min
		FG-FGA	FG-FGA	FT-FTA	Off Def Tot									
04	Daniel Oladapo	f 6-10	0-0	9-14	7 5 12	0	21	5	1	0	1	28		
14	Xavier Hill-Mais	f 6-11	0-2	3-4	1 7 8	1	15	2	3	2	3	28		
13	Brad Brechtling	c 8-8	0-0	5-7	1 3 4	2	21	2	2	0	1	20		
02	Tray Maddox Jr.	g 0-0	0-0	0-0	1 1 0	0	0	1	1	0	0	10		
15	Kevin Kangu	g 5-11	2-5	1-2	1 2 3	0	13	4	3	0	1	16		
05	Emmanuel Newsome	0-3	0-1	2-2	0 1 1	1	2	1	1	0	0	6		
11	Blake Lampman	3-3	3-3	1-1	0 0 0	0	10	3	0	0	1	16		
20	Babatunde Sowunmi	2-5	0-0	0-0	3 2 5	1	4	0	2	0	0	10		
21	Madison Monroe	0-1	0-0	0-0	1 0 1	4	0	0	1	0	1	12		
24	Kenny Pittman Jr.	0-4	0-2	0-2	0 2 2	1	0	0	0	0	0	13		
33	Christopher Gettelfi	1-2	0-0	0-0	0 0 0	0	2	2	1	0	1	8		
35	Jackie Harris	2-6	2-6	0-0	2 2 4	0	6	0	0	0	0	23		
Team					3 4 7									
Totals		33-64	7-19	21-32	19 29 48	10	94	20	15	2	9	200		
FG % 1st Half: 14-32 43.8%		2nd half: 19-32 59.4%	Game: 33-64 51.6%		Deadball Rebounds									
3FG % 1st Half: 3-12 25.0%		2nd half: 4-7 57.1%	Game: 7-19 36.8%		7									
FT % 1st Half: 10-15 66.7%		2nd half: 11-17 64.7%	Game: 21-32 65.6%											

Officials: Dave Cronin, Luke Schumacher, Jon Campbell

Technical fouls: Goshen-None. Oakland-None.

Attendance: 2554

2019-20 Men's Basketball. Round: 0. Goshen vs Oakland. Played at Athletics Cen

Score by periods	1st	2nd	Total
Goshen	25	41	66
Oakland	41	53	94

Points	In	Off	2nd	Fast
GOSHEN	20	10	8	22
OAK	46	25	15	24

Last FG - GOSHEN 2nd-00:39, OAK 2nd-02:23.
Largest lead - GOSHEN by 3 1st-16:41, OAK by 40 2nd-09:06.
GOSHEN led for 03:44, OAK led for 36:08, Game was tied for 00:08.

Score tied - 1 time.
Lead changed - 5 times.

Gm 3 vs UTSA



Official Basketball Box Score -- Game Totals -- Final Statistics

UTSA vs Oakland
11/09/19 4:30 pm at

UTSA 62 • 0-3,0-0 C-USA

#	Player	Total		3-Ptr		Rebounds		PF	TP	A	TO	Blk	Stl	Min
		FG-FGA	FG-FGA	FT-FTA	Off Def Tot									
03	Byron Frohnen	f 1-2	0-0	0-0	1 2 3	5	2	1	3	0	1	17		
23	Atem Bior	f 3-4	0-0	0-0	2 3 5	4	6	1	1	0	1	25		
44	Luka Barisic	f 4-12	3-8	0-0	0 5 5	3	11	2	0	0	0	27		
22	Keaton Wallace	g 3-17	2-10	2-2	1 2 3	3	10	1	3	0	1	36		
31	Jhivvan Jackson	g 7-18	2-7	5-6	2 3 5	4	21	2	1	0	0	36		
05	Makani Whiteside	0-0	0-0	2-2	0 0 0	1	2	0	0	0	0	7		
10	Erik Czumbel	0-1	0-1	0-0	0 0 0	1	0	1	0	0	0	2		
11	Adokiyi Iyaye	0-1	0-1	0-0	0 0 0	1	0	0	0	0	0	5		
12	Phoenix Ford	0-0	0-0	1-2	3 1 1	1	1	0	2	0	0	35		
14	Knox Hellums	1-4	1-3	1-2	0 0 0	0	4	1	0	0	1	22		
24	Jacob Germany	2-3	0-0	1-1	0 2 2	1	5	0	1	0	0	10		
25	Adrian Rodriguez	0-0	0-0	0-0	1 2 3	2	0	1	0	1	0	10		
Team					5 1 6									
Totals		21-62	8-30	12-15	12 21 33	26	62	10	11	1	4	200		
FG % 1st Half: 14-30 46.7%		2nd half: 7-32 21.9%	Game: 21-62 33.9%		Deadball Rebounds									
3FG % 1st Half: 7-14 50.0%		2nd half: 1-16 6.3%	Game: 8-30 26.7%		2									
FT % 1st Half: 1-2 50.0%		2nd half: 11-13 84.6%	Game: 12-15 80.0%											

Oakland 75 • 2-1,0-0 Horizon

#	Player	Total		3-Ptr		Rebounds		PF	TP	A	TO	Blk	Stl	Min
		FG-FGA	FG-FGA	FT-FTA	Off Def Tot									
04	Daniel Oladapo	f 2-6	0-0	1-2	2 2 4	1	5	0	2	0	1	28		
14	Xavier Hill-Mais	f 7-14	3-5	4-6	3 9 12	3	19	4	2	1	1	35		
13	Brad Brechtling	c 1-2	0-0	0-0	0 6 6	3	4	0	1	0	1	22		
02	Tray Maddox Jr.	g 4-10	1-5	7-9	0 3 3	4	16	5	1	0	1	40		
15	Kevin Kangu	g 4-9	3-5	9-10	1 2 3	3	20	2	5	0	0	38		
05	Emmanuel Newsome	0-1	0-0	0-0	0 0 0	1	0	0	0	0	0	2		
11	Blake Lampman	3-4	3-4	0-0	0 2 2	4	9	1	1	0	0	18		
20	Babatunde Sowunmi	0-0	0-0	0-0	1 0 1	0	0	0	0	0	0	3		
21	Madison Monroe	0-0	0-0	0-0	0 0 0	0	0	0	0	0	0	04		
24	Kenny Pittman Jr.	0-0	0-0	2-2	0 1 1	0	2	0	0	0	0	3		
33	Christopher Gettelfi	0-0	0-0	0-0	0 1 1	0	0	1	0	0	0	6		
35	Jackie Harris	0-2	0-2	0-0	0 0 0	1	0	0	0	0	0	5		
Team					3 4 7									
Totals		21-48	8-19	25-31	10 30 40	20	75	13	14	1	3	200		
FG % 1st Half: 11-31 35.5%		2nd half: 10-17 58.8%	Game: 21-48 43.8%		Deadball Rebounds									
3FG % 1st Half: 6-15 40.0%		2nd half: 2-4 50.0%	Game: 8-19 42.1%		2									
FT % 1st Half: 5-6 83.3%		2nd half: 20-25 80.0%	Game: 25-31 80.6%											

Officials: Chad Barlow, Tim Smith, John Floyd

Technical fouls: UTSA-TEAM, Oakland-None.

Attendance: 564

2019-20 Men's Basketball. Round: 0. Oakland vs UTSA. Played at Silver Spurs Ar

Score by periods	1st	2nd	Total
UTSA	36	26	62
Oakland	33	42	75

Points	In	Off	2nd	Fast
UTSA	16	9	15	7
OAK	20	10	4	12

Last FG - UTSA 2nd-00:03, OAK 2nd-02:49.
Largest lead - UTSA by 9 1st-02:56, OAK by 18 2nd-02:21.
UTSA led for 16:38, OAK led for 19:57, Game was tied for 03:25.

Score tied - 4 times.
Lead changed - 7 times.

Gm 2 vs Delaware



Official Basketball Box Score -- Game Totals -- Final Statistics

Oakland vs Delaware
11/08/19 5:00 pm at

Oakland 53 • 1-1,0-0 Horizon

#



GAME 28 vs MILWAUKEE

Gm 5 at #7 Maryland



Official Basketball Box Score - Game Totals - Final Statistics

Oakland vs Maryland
11/16/19 12:00 pm at



Oakland 50 • 3-2,0-0 Horizon

#	Player	Total		3-Ptr		Rebounds		PF	TP	A	TO	Blk	Stl	Min
		FG	FGA	FT	FTA	Off	Def							
04	Daniel Oladapo	1-3	0-0	1-7	3 3	6	0	3	2	2	0	0	0	28
14	Xavier Hill-Mais	6-12	3-6	3-4	1 3	4	18	2	5	1	1	1	1	31
13	Brad Brechtling	3-10	0-2	0-2	2 4	6	2	6	1	3	0	2	2	24
02	Tray Maddox Jr.	2-7	1-5	0-0	0 2	2	1	5	0	0	0	1	1	24
15	Kevin Kangu	1-6	0-2	0-0	0 0	0	1	2	4	4	0	4	0	28
05	Emmanuel Newsome	0-1	0-0	2-2	0 2	2	0	2	1	0	0	0	0	6
11	Blake Lampman	1-2	1-2	0-0	0 2	2	1	3	0	1	0	0	0	12
20	Babatunde Sowunmi	0-1	0-0	0-0	0 1	1	0	1	0	0	0	0	0	8
21	Madison Monroe	2-4	0-0	0-0	0 2	2	1	4	0	0	0	0	0	9
24	Kenny Pittman Jr.	0-1	0-1	0-0	0 1	1	2	0	2	0	0	0	0	8
33	Christopher Gettelfi	1-1	0-0	0-0	0 0	0	2	2	1	1	0	0	0	6
35	Jackie Harris	2-4	1-3	0-0	0 1	1	0	5	0	0	1	0	0	16
Team		3		0		3		0		3		0		16
Totals		19-52	6-21	6-15	9 21	30	15	50	11	19	2	8	200	

FG % 1st Half: 10-27 37.0% 2nd half: 9-25 36.0% Game: 19-52 36.5%
3FG % 1st Half: 1-9 11.1% 2nd half: 5-12 41.7% Game: 6-21 28.6%
FT % 1st Half: 1-7 14.3% 2nd half: 5-8 62.5% Game: 6-15 40.0%

Maryland 80 • 3-0,0-0 Big Ten

#	Player	Total		3-Ptr		Rebounds		PF	TP	A	TO	Blk	Stl	Min
		FG	FGA	FT	FTA	Off	Def							
21	Makhi Mitchell	1-2	0-0	1-3	0 1	1	3	3	0	0	0	0	0	7
25	Jalen Smith	4-7	0-1	0-0	4 3	7	1	8	0	1	3	3	26	
01	Anthony Cowan	3-6	2-4	0-0	0 6	6	1	11	7	3	0	0	0	24
02	Aaron Wiggins	4-9	2-7	0-0	0 2	2	0	10	1	2	0	3	20	
11	Darryl Morsell	6-8	2-2	0-0	1 6	7	1	14	1	1	1	2	21	
00	Joshua Tomaic	1-2	0-1	0-0	0 1	1	0	2	0	0	1	0	0	6
04	Ricky Lindo Jr.	2-2	0-0	1-2	1 1	2	4	5	0	0	0	0	0	9
05	Eric Ayala	3-7	0-3	0-0	0 0	0	1	6	5	4	0	0	0	20
10	Serell Smith Jr.	0-3	0-3	0-0	0 2	2	2	0	2	1	0	0	0	11
12	Reese Mona	2-2	1-1	0-0	0 1	1	1	5	0	0	1	0	0	6
13	Hakim Hart	1-3	0-1	5-6	0 1	1	1	7	3	0	0	0	0	12
14	Will Clark	1-1	0-0	0-0	0 1	1	0	2	0	0	0	0	0	3
20	Travis Valmon	0-1	0-0	0-0	0 0	0	0	0	0	0	0	0	0	3
22	Makheil Mitchell	1-1	0-0	2-2	0 4	4	0	4	0	0	0	0	0	16
24	Donta Scott	1-3	1-3	0-0	2 2	4	2	3	0	1	0	1	0	16
Team		10		1		10		1		10		1		200
Totals		30-57	8-26	12-17	9 31	40	17	80	19	13	6	10	200	

FG % 1st Half: 13-26 50.0% 2nd half: 17-31 54.8% Game: 30-57 52.6%
3FG % 1st Half: 4-13 30.8% 2nd half: 4-13 30.8% Game: 8-26 30.8%
FT % 1st Half: 5-6 83.3% 2nd half: 7-11 63.6% Game: 12-17 70.6%

Officials: Paul Szelc, Kelly Pfifer, Brian McNutt
Technical fouls: Oakland-None. Maryland-None.
Attendance: 12989
2019-20 Men's Basketball. Round: 0. Maryland vs Oakland. Played at XFINITY Cen

Score by periods	1st	2nd	Total
Oakland	22	28	50
Maryland	35	45	80

Points	In	Off	2nd	Fast	Bench
OAK	22	15	4	4	14
MD	36	25	13	30	34

Last FG - OAK 2nd-01:02, MD 2nd-00:31.
Largest lead - OAK by 4 1st-10:24, MD by 35 2nd-03:40.
Oak led for 03:23, MD led for 35:10. Game was tied for 01:27.
Score tied - 2 times.
Lead changed - 6 times.

Gm 7 at Northern Illinois

Official Basketball Box Score - Final
Oakland at Northern Illinois
11/20/19 NIU Convocation Center, DeKalb, Illinois
6:29:20 Men's Basketball

Game Time: 7:00 PM
Game Duration: 1:42
Attendance: 793

Officials: Tim Swann, Steve Horvack, John Hampton

Oakland - 50

Record: 4-3

NO.	Name	Min	FG	3P	FT	Rebounds		Fouls	PF	TP	AS	TO	ST	Blocks	+/-	Shooting By Period		
						M/A	M/A									M/A	OR	DR
4	Daniel Oladapo	F	30:56	4-7	0-0	5-6	3 3	6	1	4	13	0	3	0	0	-22	3PT%: 2-11 18.2%	2nd FG%: 1-3 33.3%
14	Xavier Hill-Mais	F	34:03	5-10	1-3	2-2	1 7	8	2	1	13	1	2	0	0	-22	FT%: 5-6 83.3%	2nd FG%: 2-11 18.2%
13	Brad Brechtling	C	15:50	1-4	0-0	1-2	2 3	5	3	5	3	1	2	0	2	-8	FT%: 5-6 83.3%	2nd FG%: 2-11 18.2%
15	Kevin Kangu	G	28:37	0-8	0-4	2-2	0 6	6	0	2	2	3	0	0	0	-19	3PT%: 1-10 10.0%	2nd FG%: 12-14 85.7%
24	Kenny Pittman Jr.	G	11:26	1-2	1-2	0-0	0 1	1	0	0	3	0	1	1	0	-7	GM FG%: 15-50 30.0%	FT%: 3-21 14.3%
20	Babatunde Sowunmi	G	08:37	0-2	0-0	0-0	0 0	0	0	0	0	0	0	0	0	-4	FT%: 17-20 85.0%	
2	Tray Maddox Jr.	G	31:42	3-7	0-3	5-6	1 3	4	2	3	11	1	1	0	0	-17		
11	Blake Lampman	F	18:34	1-5	1-5	0-0	0 1	1	1	2	3	1	0	0	0	-11		
33	Christopher Gettelfi	F	05:52	0-0	0-0	0-0	0 0	0	0	0	0	0	0	0	0	-4		
35	Jackie Harris	F	08:47	0-4	0-3	0-0	1 2	3	0	0	0	0	0	0	0	-6		
5	Emmanuel Newsome	F	05:31	0-1	0-1	2-2	0 0	0	0	1	2	0	0	0	0	-1		
Team			1		2		3		0		1		0		1			
Totals			15-50	3-21	17-20	9 28	37	10	18	50	6	13	5	2	0	-24		

Technical Fouls: Hill-Mais 2nd 8:19

Northern Illinois - 74

Record: 6-2

NO.	Name	Min	FG		3P	FT	Reb		OR	Fouls	PF	TP	AS	TO	ST	Blocks	+/-	Shooting By Period	
			M/A	M/A	M/A	M/A	OR	DR	1st FG%	2nd FG%									
4	Lacey James	F	24:28	2-9	1-2	0-2	4	0	9	13	4	2	5	0	1	0	17	3PT%: 7-12 58.3%	2nd FG%: 17-33 51.5%
11	Noah McCarthy	F	26:45	3-6	1-1	0-2	1	6	7	1	1	7	2	0	0	0	14	FT%: 1-4 25%	GM FG%: 6-12 50.0%
1	Trendon Hankerson	G	27:39	5-7	4-5	0-0	0	2	1	1	14	4	0	1	0	0	20	FT%: 0-3 0%	GM FG%: 30-60 50.0%
2	Gaige Dawg	G	15:33	2-3	1-4	0-0	0	1	1	3	0	5	0	1	0	0	0	3PT%: 13-24 54.2%	FT%: 1-7 14.3%
10	Eugene German	G	30:17	6-14	3-5	0-0	0	2	2	1	21	3	3	3	0	0	24		
24	Darius Beane	F	19:49	2-4	0-1	0-1	0	4	0	4	0	2	4	2	1	0	14		
5	Nathan Scott	F	11:05	2-5	1-3	0-0	0	2	3	0	5	0	0	1	0	1	9		
0	Chris Johnson	F	08:23	0-0	0-0	0-0	0	0	0	3	1	0	1	0	0	0	1		
5	Zaire Mason	F	10:28	2-5	2-4	0-0	0	2	2	0	6	2	0	0	0	0	2		
23	Tyler Cochran	F	16:14	2-5	0-1	1-2	0	1	1	0	1	5	1	0	0	0	12		
32	Keenon Cole	F	08:19	1-2	0-1	0-0	0	0	0	2	0	2	0	0	0	0	7		
Team			1		0		1		0		0		0		0				
Totals			30-60	13-24	1-7	6 29	35	19	9	74	15	9	6	0	2	24			

Technical Fouls: James 2nd 8:19

Biggest lead		OAK	NIU
		2 (1st 15:16)	26 (2nd 4:17)
Best Scoring Run		6 (1st 8:11)	9 (2nd 15:20)
Lead Changes		6	
Times Tied		1	
Time with Lead		01:35	37:42
Points from		OAK	NIU
Turnovers		5	24
Fast Breaks		7	4
Second Chance		OAK	29
Bench		16	22
		NIU	34
		40	74

Gm 6 vs Hartford



Official Basketball Box Score - Game Totals - Final Statistics

Hartford vs Oakland
11/18/19 7:00 pm at



Hartford 50 • 3-2,0-0 America

#	Player		Total		3-Ptr		Rebounds		PF	TP	A	TO	Blk	Stl	Min
			FG-FA	FG-FA	FT-FTA	Off Def	Tot								
00	Hunter Marks	f	5-11	1-6	0-2	1	12	13	1	11	3	4	1	0	40
12	Miroslav Staf	f	4-10	0-0	1-2	3	0	3	2	9	0	4	0	0	28
03	Romain Boxus	g	1-5	1-5	2-2	0	0	0	3	5	2	1	0	2	27
04	Moses Flowers	g	2-6	2-4	1-2	0	2	2	5	7	2	2	0	2	19
25	Traci Carter	g	2-10	1-1	0-0	0	1	1	4	5	4	0	0	6	34
02	D.J. Mitchell		4-10	3-7	0-0	0	3	3	4	11	1	1	0	1	29
10	Nikola Colovic		0-0	0-0	0-0	0	0	0	1	0	0	0	0	0	5
11	PJ Henry		1-5	0-0	0-0	0	0	0	3	2	1	0	0	1	14
23	Michael Dunne		0-1	0-1	0-0	0	1	1	2	0	0	1	0	0	3
33	Key Sullivan		0-0	0-0	0-0	0	0	0	0	0	0	0	0	0	1
	Team					2	4	6							
	Totals		19-58	8-24	4-8	6	23	29	25	50	13	13	1	12	200

Gm 9 at Western Michigan



Official Basketball Box Score - Game Totals - Final Statistics
Oakland vs Western Mich.
12/03/19 7:00 pm at



Oakland 72 • 5-4,0-0 Horizon

#	Player		Total		3-Ptr		Rebounds				PF	TP	A	T	Bk	Stl	Min
			FG	FGA	FG	FGA	FT	FTA	Off	Def							
04	Daniel Oladapo	f	4-8	0-1	3-4	1	5	6	2	11	2	2	1	1	1	35	
14	Xavier Hill-Mais	f	11-13	0-1	4-5	2	7	9	4	26	4	2	0	0	0	34	
13	Brad Brechtling	f	1-3	0-0	2-3	1	1	2	3	4	0	1	0	0	0	16	
02	Tray Maddox Jr.	g	3-9	2-4	0-1	0	3	3	0	8	0	1	0	0	0	28	
09	Kevin Kangu	g	1-3	0-1	5-6	1	4	5	0	7	1	2	0	0	0	24	
05	Emmanuel Newsome	g	0-0	0-0	0-1	0	2	2	1	0	0	0	0	0	0	8	
11	Blake Lampman		4-8	2-6	0-0	0	2	2	4	10	1	0	0	1	1	38	
20	Babatunde Sowunmi		0-0	0-0	0-0	0	0	0	1	0	0	0	0	0	0	11	
33	Christopher Gettelfi		0-1	0-0	4-4	0	4	4	2	4	0	2	1	1	1	0+	
35	Jackie Harris		1-1	0-0	0-0	0	1	1	0	2	1	0	0	0	0	0	
Team									1	2						20	
Totals			25-46	4-13	18-24	6	30	36	17	72	9	10	2	3	0	60	

FG % 1st Half: 15-24 62.5% 2nd half: 10-22 45.5% Game: 25-46 54.3%
3FG % 1st Half: 2-4 50.0% 2nd half: 2-9 22.2% Game: 4-13 30.8%
FT % 1st Half: 4-5 80.0% 2nd half: 14-19 73.7% Game: 18-24 75.0%

Western Mich. 62 • 4-5,0-0 MAC

#	Player	FG	FGA	3-PT	3-PTA	Rebounds	Off	Def	TP	FT	A	T	Bk	Stl	Min
36	Brandon Johnson	7	14	0-2	4-8	6	9	15	4	18	2	0	1	0	37
22	Titus Wright	0	0-0	0-0	0-0	0	2	2	3	0	1	0	0	0	13
03	B Artis White	0	1-7	1-5	0-0	0	1	1	1	3	0	0	0	1	14
12	Michael Flowers	0	3-11	1-7	0-5	2	2	4	2	12	4	2	0	1	33
30	Tyson Whitens	0	1-4	1-2	0-2	3	0	3	3	3	2	0	0	3	71
01	Chase Barrs	2	2-3	0-0	2-2	1	3	4	2	6	1	2	0	0	13
04	Jared Printy	3	3-6	3-6	1-1	0	0	0	1	10	1	1	0	0	21
11	Rafael Cruz Jr.	2	2-11	0-9	2-2	0	2	2	4	8	0	0	0	0	25
25	Patrick Emilian	1	1-3	0-2	0-0	1	0	0	1	0	2	0	0	0	15
20	William Boyer-Richer	0	0-2	0-0	0-0	0	0	0	0	1	0	0	0	0	14
24	Adida Ikongshul	0	0-0	0-0	0-1	0	0	0	0	0	0	0	0	0	4
	Team					2	0	2							3
Totals		20-61	8-35	14-21	15	19	34	21	62	11	5	1	8	20	400

FG % 1st Half: 12-35 34.3% 2nd half: 8-26 30.8% Game: 20-61 32.8%
3FG % 1st Half: 3-16 18.8% 2nd half: 5-19 26.3% Game: 8-35 22.9%
FT % 1st Half: 3-5 60.0% 2nd half: 11-16 68.8% Game: 14-21 66.7%

Officials: Brad Clausen, Jim Schipper, Frank Spencer

Technical fouls: Oakland-None, Western Mich.-None.

Attendance: 2114

2019-20 Men's Basketball, Round: O. Oakland vs Western Mich., Played at Reed F

Score by periods	1st	2nd	Total
Oakland	36	36	72
Western Mich.	30	32	62

Lead: OAK 2nd-00:00, WMU 2nd-00:00.
Largest lead - OAK by 30 1st-03:36, WMU by 3 1st-18:36.

OAK led for 35:44, WMU led for 02:45. Game was tied for 01:24.

Points in Paint: OAK 38, WMU 24
Turnovers: OAK 11, WMU 13
Fouls: OAK 9, WMU 26

Score tied - 8 times.
Lead changed - 3 times.

Gm 10 at Bowling Green



Official Basketball Box Score - Game Totals - Final Statistics
Oakland vs Bowling Green
12/07/19 4:00 pm at



Oakland 65 • 5-5,0-0 Horizon

#	Player		Total	3-PT	Rebounds											
			FG	FGA	FT	FTA	Off	Def	TP	PF	TP	A	T	Bk	Stl	Min
14	Xavier Hill-Mais	f	8-13	1-4	5-7	2	10	12	4	22	1	3	0	1	35	
13	Brad Brechtling		2-4	0-0	0-0	2	3	5	4	4	1	2	0	0	17	
02	Tray Maddox Jr.	o	6-12	3-7	4-4	2	3	5	2	19	2	5	1	1	37	
11	Blake Lampman		2-8	1-7	1-3	0	5	5	1	6	0	0	0	0	36	
15	Kevin Kangu	o	2-6	1-2	0-1	0	5	5	2	5	7	2	0	0	35	
04	Daniel Oladapo		3-7	0-0	3-4	1	2	3	4	9	1	2	1	0	31	
24	Kenny Pittman Jr.		0-0	0-0	0-0	0	0	0	0	0	0	0	0	0	1	
33	Christopher Gettelfi		0-0	0-0	0-0	0	1	1	0	0	1	1	0	1	5	
35	Jackie Harris		0-0	0-0	0-0	0	0	0	0	0	0	0	0	0	3	
	Team						1	0	1							
	Totals		23-50	6-20	13-19	8	29	37	17	65	13	15	2	3	200	

FG % 1st Half: 10-25 40.0% 2nd half: 13-25 52.0% Game: 23-50 46.0%
3FG % 1st Half: 3-10 30.0% 2nd half: 3-10 30.0% Game: 6-20 30.0%
FT % 1st Half: 7-11 63.6% 2nd half: 6-8 75.0% Game: 13-19 68.4%

Bowling Green 68 • 7-2,0-0 MAC

#	Player	Total	FG	FGA	3-PT	FG	FGA	FT	FTA	Rebounds	Off	Def	TP	Pf	A	To	Bk	Stl	Min
11	Trey Diggs	f	3-8	2-5	0-0	0	0	0	0	3	8	0	0	0	1	22			36
25	Daegwon Plowden	f	9-13	3-4	2-2	3	7	10	0	23	0	1	0	2	1	36			
02	Taylor Mattos	c	5-6	0-0	2-3	1	8	9	4	12	0	1	2	1	26				
03	Caleb Fields	e	2-5	2-4	0-0	0	1	1	6	2	1	0	2	1	29				
06	Dylan Frye	e	4-14	1-8	1-2	0	1	1	2	10	7	1	0	0	33				
00	Michael Lester		0-3	0-1	6-7	1	1	2	1	6	2	0	0	0	20				
04	Davin Zeigler		0-1	0-0	1-2	0	0	0	0	1	1	0	0	0	6				
13	Chandler Turner		0-3	0-1	0-0	0	1	1	0	0	0	0	0	0	9				
22	Marlon Sierra		1-3	0-1	0-0	1	4	5	3	2	0	1	0	1	15				
35	Dylan Swingle		0-1	0-0	0-0	0	1	1	2	0	0	0	0	0	4				
	Team									0	0								200
	Totals		24-57	8-24	12-16	6	24	30	17	68	12	5	2	9	200				

FG % 1st Half: 16-27 59.3% 2nd half: 8-30 26.7% Game: 24-57 42.1%
3FG % 1st Half: 3-11 27.3% 2nd half: 3-13 23.1% Game: 6-24 25.0%
FT % 1st Half: 2-4 50.0% 2nd half: 10-12 83.3% Game: 12-16 75.0%

Officials: Edwin Young, Bobby Daw, Lewis Garrison

Technical fouls: Oakland-None, Bowling Green-None.

Attendance: 2124

2019-20 Men's Basketball, Round: O. Bowling Green vs Oakland, Played at Stroh

Score by periods	1st	2nd	Total
Oakland	30	35	65
Bowling Green	39	29	68

Points in Paint: OAK 30, BGSU 26
Turnovers: OAK 9, BGSU 8
Fouls: OAK 25, BGSU 29

Score tied - 8 times.
Lead changed - 4 times.

Lead: OAK 2nd-00:00, BGSU 2nd-00:00.
Largest lead - OAK by 4 2nd-01:41, BGSU by 13 1st-03:16.
OAK led for 05:49, BGSU led for 32:36. Game was tied for 01:55.

Gm 11 vs #16 Michigan State



Official Basketball Box Score - Final
Oakland 81 at Oakland
12/14/19 Little Caesars Arena, Detroit
ESPN2 Men's Basketball

Game Time: 120 AM
Game Duration: 1:25
Attendance: 18,146

Michigan 81 • 7-8

#	Player	Total	FG	FGA	3-PT	3-PTA	FT	FTA	Rebounds	PF	TP	A	T	Bk	Stl	Min
11	Aaron Henry	25	10-25	4-9	2-5	0-0	2-2	1	1	10	6	4	1	1	0	22
23	Xavier Tillman	32	13-23	4-4	0-0	1-5	4	9	13	2	4	9	3	2	1	20
30	Marcus Bingham Jr.	13	13-21	2-3	1-1	0-0	4	4	0	0	5	0	2	1	2	25
44	Gabe Brown	27	10-21	3-8	0-5	3-3	0	6	6	0	1	9	1	0	0	22
5	Cassius Winston	28	10-21	1-9	2-2	0-0	1	1	9	4	3	0	0	0	0	15
25	Malik Hall	07	07-14	1-1	0-0	0-0	2-2	2	2	0	1	2	0	0	0	4
0	Kyle Ahrens	18	08-26	2-6	1-4	0-0	2-3	5	0	2	5	0	3	0	0	13
15	Thomas Kithier	08	04-10	4-4	0-0	2-4	3	3	1	8	1	0	0	0	0	11
3	Foster Loyer	11	04-18	1-4	1-4	4-4	0	1	1	2	1	7	2	0	0	3
41	Conner George	09	11-13	1-3	0-0	1-1	4	5	3	0	3	0	0	0	0	2
14	Julius Marble	06	04-09	0-0	0-0	0-0	1	1	0	0	2	0	0	0	0	0
14	Brook Washington	03	02-01	0-1	0-1	2-2	1	0	1	1	2	1	1	0	0	1
10	Jack Holberg	02	04-09	1-1	0-0	1-2	0-0	0	0	1	3	0	0	0	0	4
13	Steven Izzo	01	05-05	0-1	0-1	0-0	0	3	3	0	0	0	0	0	0	1
40	Braden Burke	01	05-05	0-0	0-0	0-0	0	0	0	0	0	0	0	0	0	1
Team									3	2	5	0	0	0	0	23
Totals		26-58	7-33	13-18	13	41	54	14	13	72	21	17	2	5	0	23

Technical Fouls: NONE

Oakland - 81

#	NO. Name	Min	FG	3P	FT	Rebounds	PF	TP	AS	T	Blocks	+/-
4	Daniel Oladapo	25	10-25	2-7	0-0	2-3	1	1	2	3	6	1
14	Xavier Hill-Mais	31	13-23	5-20	0-3	2	5	7	15	10	0	1
13	Brad Brechtling	14	1-7	0-0	0-0	2	1	3	1	0	2	0
2	Tray Maddox Jr.	8	28-54	1-8	1-3	0	0	0	1	1	3	0
15	Kevin Kangu	07	27-18	0-3	0-1	4-4	0	2	3	2	4	4
11	Blake Lampman	27	3-7	3-7	0-0	1	1	2	0	9	3	0
33	Christopher Gettelfi	10	10-20	1-2	0-1	2-2	2	2	1	4	2	1
20	Babatunde Sowunmi	10	04-10	0-0	0-0	2-2	1	2	0	0	0	0
5	Emmanuel Newsome	06	05-15	1-2	0-0	0	1	2	3	1	2	2
35	Jackie Harris	06	03-23	2-5	2-5	0-0	0	0	0	0	6	0
24	Kenny Pittman Jr.	09	07-13	1-2	0-0	1	3	1	2	0	0	0
Totals			17-65	7-22	12-12	10	21	31	13	19	42	12
Team						4	8	0	0	2	0	0
Opp						10	21	31	13	19	42	12
Total						10	21	31	13	19	42	12



GAME 28 vs MILWAUKEE

Gm 13 vs Fairfield

Date: 12/21/19
Time: 2 p.m.
Attendance: 2788
Site: Rochester, Mich. (Blacktop at the O'rena)
Referees: Scott Sivilie, Andy O'Brien, Michael Griffith

Fairfield 61

#	Player	GS	MIN	FG	3PT	FT	ORB-DRB	REB	PF	A	TO	BLK	STL	PTS
24	Cruz, Jesus	*	40	11-25	0-3	1-2	2-3	5	4	1	4	0	5	23
02	Benning, Taj	*	41	3-12	1-4	3-4	1-3	4	2	1	1	1	0	10
01	Maldoh, Chris	*	18	3-3	1-1	0-0	0-1	1	1	0	0	0	0	7
05	Kavalauskas, Aidan	*	37	2-5	2-5	0-0	0-2	2	1	0	3	0	2	6
23	Eze, Vincent	*	28	1-5	0-0	3-6	0-3	3	4	2	0	0	3	5
12	Senghore-Peterson, Ke		17	3-8	0-2	0-0	3-5	8	2	0	1	0	0	6
15	Methani, Wassef		24	2-4	0-0	0-0	1-3	4	4	0	7	1	0	4
11	Whipple, Calvin		12	0-0	0-0	0-0	0-3	3	0	1	0	0	0	0
10	Jeanne-Rose, Allan		8	0-1	0-1	0-0	0-0	0	0	2	0	0	0	0
TM	TEAM		0	0-0	0-0	0-0	2-3	5	0	0	2	0	0	0
Totals		-	225	25-63	4-16	7-12	9-26	35	18	7	18	2	10	61

Team Summary	FG	3PT	FT
First Half	14-27 51.85 %	3-7 42.86 %	4-5 80.00 %
Second Half	9-24 37.50 %	0-7 0.00 %	4-5 80.00 %
OT 1	3-6 50.00 %	1-2 50.00 %	3-4 75.00 %
Total	25-63 39.7 %	4-16 25.0 %	7-12 58.3 %

Technical Fouls: none
Lead Changed: 4 times(s)
Second Chance Points: 8
Points off Turnovers: 19
Scores Tied: 7 times(s)
Bench Points: 10
Points in the Paint: 38
Largest Lead: 5 OT-02:40
Fast Break Points: 6

Oakland 59

#	Player	GS	MIN	FG	3PT	FT	ORB-DRB	REB	PF	A	TO	BLK	STL	PTS
14	Hill-Mais, Xavier	*	30	6-12	0-1	6-8	2-5	7	4	2	4	1	1	18
04	Oladapo, Daniel	*	22	6-8	0-0	4-5	3-5	8	3	0	2	0	1	16
13	Brechtig, Brad	*	38	5-9	0-1	0-0	3-10	13	2	2	3	3	0	10
02	Maddox Jr., Tray	*	25	1-6	1-2	0-0	1-1	2	3	0	4	1	2	3
21	Monroe, Madison	*	15	0-0	0-0	0-0	0-1	1	1	0	1	0	0	0
15	Kangu, Kevin		37	4-13	1-6	0-1	1-2	3	3	5	4	0	1	9
35	Harris, Jackie		11	1-2	1-2	0-0	0-0	0	0	0	1	0	0	3
11	Lampman, Blake		27	0-8	0-0	0-0	0-0	0	1	0	0	0	1	0
24	Pittman Jr., Kenny		18	0-0	0-0	0-0	0-0	0	0	1	1	0	0	0
33	Gettelfinger, Chris		2	0-1	0-1	0-0	0-0	0	0	0	0	0	0	0
TM	TEAM		0	0-0	0-0	0-0	1-3	4	0	0	0	0	0	0
Totals		-	225	23-59	3-21	10-14	11-27	38	17	10	20	5	6	59

Team Summary	FG	3PT	FT
First Half	12-27 44.44 %	0-5 0.00 %	7-8 87.50 %
Second Half	9-24 37.50 %	2-11 18.18 %	0-1 0.00 %
OT 1	2-8 25.00 %	1-5 20.00 %	3-5 60.00 %
Total	23-59 39.0 %	3-21 14.3 %	10-14 71.4 %

Technical Fouls: none
Lead Changed: 4 times(s)
Second Chance Points: 11
Points off Turnovers: 10
Scores Tied: 3 times(s)
Bench Points: 12
Points in the Paint: 38
Largest Lead: 13 2nd-05:53
Fast Break Points: 6

Gm 15 vs Wright State

Date: 01/03/20
Time: 7:00 pm
Attendance: 3393
Site: Athletics Center O'Rena , Rochester, MI
Referees: Donnie Eppley, Steve McClunkins, Rob Riley

Wright St. 96

#	Player	GS	MIN	FG	3PT	FT	ORB-DRB	REB	PF	A	TO	BLK	STL	PTS
01	Wampler, Bill	*	25	7-12	2-4	5-5	3-2	5	3	0	0	0	0	21
00	Hall, Jaylon	*	27	7-9	2-4	0-0	1-2	3	1	4	1	0	2	16
31	Gentry, Cole	*	27	4-4	3-3	2-2	0-2	2	0	7	1	0	1	13
02	Holden, Tanner	*	24	4-5	1-1	4-8	1-4	5	2	0	2	0	2	13
11	Love, Loudon	*	24	3-8	0-0	2-2	3-2	5	2	3	4	0	0	8
03	Ash, Jordan		21	4-5	0-0	2-2	3-6	9	2	2	2	0	1	10
21	Basile, Grant		12	4-6	0-0	0-1	1-3	4	5	1	1	2	0	8
10	Calvin, Trey		19	2-8	1-5	0-0	0-1	1	0	3	0	0	2	5
23	Manns, James		12	1-5	0-1	0-0	0-1	1	2	0	1	1	0	2
20	Neff, Andy		5	0-0	0-0	0-0	0-1	1	0	0	1	0	0	0
32	Nagy, TJ		4	0-1	0-1	0-0	0-0	0	0	1	0	0	0	0
TM	TEAM		0	0-0	0-0	0-0	2-2	4	0	0	1	0	0	0
Totals		-	200	36-63	9-19	15-20	14-26	40	17	21	14	3	8	96

Team Summary	FG	3PT	FT
First Half	21-35 60.00 %	6-13 46.15 %	5-8 62.50 %
Second Half	15-28 53.57 %	3-6 50.00 %	10-12 83.33 %
Total	36-63 57.1 %	9-19 47.4 %	15-20 75.0 %

Technical Fouls: none
Lead Changed: 9 times(s)
Second Chance Points: 22
Points off Turnovers: 20
Scores Tied: 3 times(s)
Bench Points: 25
Points in the Paint: 52
Largest Lead: 0 0
Fast Break Points: 15

Oakland 69

#	Player	GS	MIN	FG	3PT	FT	ORB-DRB	REB	PF	A	TO	BLK	STL	PTS
02	Maddox Jr., Tray	*	30	6-11	2-5	0-1	0-1	1	2	4	0	0	1	14
14	Hill-Mais, Xavier	*	24	5-12	0-2	4-4	1-5	6	1	0	1	2	1	14
13	Brechtig, Brad	*	20	5-9	0-2	3-3	1-1	2	2	1	2	1	2	13
04	Oladapo, Daniel	*	20	4-6	0-0	2-2	1-2	3	4	1	2	1	0	10
15	Kangu, Kevin	*	11	1-5	0-1	0-0	0-0	0	0	4	4	0	1	2
21	Monroe, Madison		25	3-7	1-2	3-4	2-0	2	3	2	1	0	3	10
20	Sowunmi, Babatunde		15	2-3	0-0	1-2	4-2	6	4	0	2	0	1	5
24	Pittman Jr., Kenny		14	0-1	0-1	1-2	0-1	1	1	0	0	0	0	1
11	Lampman, Blake		12	0-3	0-2	0-0	0-1	1	1	3	2	0	2	0
35	Harris, Jackie		9	0-2	0-2	0-0	0-1	1	0	1	0	0	0	0
05	Newsome, Emmanuel		7	0-0	0-0	0-0	0-0	0	0	2	1	0	0	0
10	Goodline, Zach		7	0-0	0-0	0-0	0-1	1	1	1	1	0	0	0
33	Gettelfinger, Christopher		6	0-1	0-1	0-0	0-0	0	0	2	1	0	0	0
TM	TEAM		0	0-0	0-0	0-0	3-1	4	0	0	0	0	0	0
Totals		-	200	26-60	3-18	14-18	12-16	28	19	21	16	5	10	69

Team Summary	FG	3PT	FT
First Half	14-27 51.85 %	1-8 12.50 %	4-5 80.00 %
Second Half	12-33 36.36 %	2-10 20.00 %	10-13 76.92 %
Total	26-60 43.3 %	3-18 16.7 %	14-18 77.8 %

Technical Fouls: none
Lead Changed: 9 times(s)
Second Chance Points: 7
Points off Turnovers: 6
Scores Tied: 3 times(s)
Bench Points: 16
Points in the Paint: 40
Largest Lead: 0 0
Fast Break Points: 6

Gm 14 vs Detroit Mercy

Date: 12/28/19
Time: 3:00 pm
Attendance: 3792
Site: Athletics Center O'Rena , Rochester, MI
Referees: Michael Kitts, Scott Sivilie, Bill Ek

Detroit Mercy 69

#	Player	GS	MIN	FG	3PT	FT	ORB-DRB	REB	PF	A	TO	BLK	STL	PTS
00	Davis, Antoine	*	40	4-17	4-13	12-12	0-1	1	3	6	4	0	3	24
01	Moore, Marquis	*	23	3-8	2-6	4-4	1-1	2	4	0	2	0	1	12
41	Isiani, Willy	*	21	2-9	1-8	2-3	2-3	5	3	1	2	0	0	7
21	Brandon, Chris	*	36	3-5	0-2	0-1	9-9	18	3	0	0	3	2	6
13	LeGrand, Alondra	*	18	0-2	0-0	0-0	1-3	4	2	0	0	0	0	0
05	Gorman, Jordan		24	5-14	5-11	0-0	0-3	3	1	0	0	0	0	15
10	Ngudjoi, Boe		17	1-4	0-1	1-2	3-1	4	3	3	1	0	0	3
02	Miller, Justin		18	0-4	0-2	2-2	3-3	6	2	1	4	0	0	2
14	Hofman, Sam		3	0-3	0-3	0-0	0-1	1	0	0	0	0	0	0
TM	TEAM		0	0-0	0-0	0-0	0-0	0	0	0	1	0	0	0
Totals		-	200	18-66	12-46	21-24	19-25	44	21	11	14	3	6	69

Team Summary	FG	3PT	FT
First Half	6-27 22.22 %	3-16 18.75 %	11-12 91.67 %
Second Half	12-39 30.77 %	9-30 30.00 %	10-12 83.33 %
Total	18-66 27.3 %	12-46 26.1 %	21-24 87.5 %

Technical Fouls: none
Lead Changed: 0 times(s)
Second Chance Points: 13
Points off Turnovers: 16
Scores Tied: 0 times(s)
Bench Points: 20
Points in the Paint: 10
Largest Lead: 0 0
Fast Break Points: 8

Oakland 78

#	Player	GS	MIN	FG	3PT	FT	ORB-DRB	REB	PF	A	TO	BLK	STL	PTS
14	Hill-Mais, Xavier	*	36	8-15	0-2	3-7	3-7	10	3	3	2	1	0	19
02	Maddox Jr., Tray	*	36	6-13	2-7	4-8	0-4	4	1	1	3	1	2	18
15	Kangu, Kevin	*	31	3-7	1-3	0-0	1-4	5	2	6	4	1	0	7
04	Oladapo, Daniel	*	18	3-4	0-1	0-1	0-2	2	0	1	0	0	0	6
13	Brechtig, Brad	*	23	1-4	0-1	2-2	1-9	10	2	2	3	1	0	4
11	Lampman, Blake		34	4-9	4-9	0-0	0-2	2	4	5	0	0	0	12
24	Pittman Jr., Kenny		8	2-2	1-1	2-2	0-1	1	4	1	0	0	1	7
35	Harris, Jackie		5	2-3	1-1	0-0	0-0	0	2	0	0	0	0	5
10	Goodline, Zach		9	0-0	0-0	0-0	0-0	0	0	3	2	0	1	0
TM	TEAM		0	0-0	0-0	0-0	3-1	4	0	0	0	0	0	0
Totals		-	200	29-57	9-25	11-20	8-30	38	18	22	14	4	4	78

Team Summary	FG	3PT	FT
First Half	18-31 58.06 %	7-13 53.85 %	3-5 60.00 %
Second Half	11-26 42.31 %	2-12 16.67 %	8-15 53.33 %
Total	29-57 50.9 %	9-25 36.0 %	11-20 55.0 %

Technical Fouls: (1) TEAM
Lead Changed: 0 times(s)
Second Chance Points: 11
Points off Turnovers: 23
Scores Tied: 0 times(s)
Bench Points: 24
Points in the Paint: 38
Largest Lead: 0 0
Fast Break Points: 9

Gm 16 vs Northern Kentucky

Date: 01/05/20
Time: 3:00 pm
Attendance: 2679
Site: Athletics Center O'Rena , Rochester, MI
Referees: Bobby Daw, Steve Honacki, Terry Wymer

Northern Ky. 75

#	Player	GS	MIN	FG	3PT	FT	ORB-DRB	REB	PF	A	TO	BLK	STL	PTS
05	Langdon, Bryson	*	33	5-8	4-6	7-7	0-2	2	1	5	2	0	0	21
12	Faulkner, Trevon	*	37	5-9	1-3	1-2	1-6	7	1	5	1	0	1	12
11	Tate, Jalen	*	30	4-10	0-2	3-5	1-3	4	2	5	3	0	2	11
15	Sharpe, Tyler	*	36	1-10	0-5	3-4	1-4	5	3	3	3	0	2	5
00	Adheke, Silas	*	15	2-2	0-0	0-1	3-2	5	4	0	0	0	0	4
04	Nelson, Kedian	*	22	5-7	0-0	2-2	3-5	2	2	3	0	0	0	12
01	Eleedra, Adham	*	20	3-5	1-2	1-2	3	1	0	0	0	0	0	10
14	Harris, Karl	*	7	1-1	0-0	0-0	0-1	1	1	0	1	0	0	2
TM	TOTAL		0	0-0	0-0	0-0	2-3	3	0	2	0	0	0	2
	Totals	-	200	26-52	8-21	15-22	11-24	35	15	19	12	1	5	75

Gm 17 at Youngstown State



Official Basketball Box Score - Final
Oakland at Youngstown St.
01/10/20 Sagby Center, Youngstown
2019-20 Men's Basketball

Game Time: 12:00 AM
Game Duration: 1:48
Attendance: 2,815

Officials: Paul Stoltz, Jon Campbell, Jerry Scherzinger

Oakland - 68													Record: 6-11 (1-3)																
NO.	Name	Min	FG	3P	FT	Rebounds	Fouls	TP	AS	TO	ST	Blocks	BS	BA	+	-	Shooting By Period												
14	Xavier Hill-Mais	F 28:58	6-11	2-4	1-2	1 2 3	4 3	15	3	2	2	0	0	6			1st FG%: 10.25 40.0%												
13	Brad Brechtling	G 19:31	4-9	1-2	0-0	2 2 4	3 0	9	2	4	0	1	2	8			3PT%: 5.14 35.7%												
2	Tray Maddox Jr.	G 21:31	4-9	1-3	2-2	0 0 0	0 0	11	3	0	0	0	0	6			2nd FG%: 14.31 45.2%												
15	Kevin Kangu	G 15:23	0-6	0-3	0-0	0 3 3	0 0	1	1	1	1	0	1	0			3PT%: 4.9 44.4%												
21	Madison Monroe	G 19:21	4-7	2-3	0-0	1 3 4	0 0	10	2	2	0	0	0	8			FT%: 0.0 0%												
20	Babatunde Sowunmi	06:00	0-1	0-0	0-2	1 0 1	0 2	0	1	0	0	0	0	9			GM FG%: 24.56 42.9%												
24	Kenny Pittman Jr.	05:11	0-0	0-0	0-0	0 1 1	0 0	0	0	0	0	0	0	8			3PT%: 9.23 38.1%												
10	Zach Goodline	24:35	0-1	0-0	0-0	0 1 1	2 4	0	2	1	0	0	0	1			FT%: 3.6 50.0%												
11	Blake Lampman	33:59	3-6	3-6	0-0	0 1 1	3 0	9	1	0	2	0	0	8			Dead Ball Rebounds: 2.0												
35	Jackie Harris	04:53	1-4	0-2	0-0	1 0 1	0 0	2	0	0	0	0	1	4															
4	Daniel Oladapo	20:38	2-2	0-0	0-0	2 6 8	3 1	4	1	2	3	0	0	0															
Team			2 2 4			0 0 0			0 1 0			0 1 0																	
Totals			24-56			9-23			10-21			31-15			60-15			14 8 1 4 1 1											
																		Technical Fouls: NONE											

Youngstown St. - 61										Record: 10-7 (3-1)									
NO. Name	Min	FG	3P	FT	Rebounds	Fouls	TP	AS	TO	ST	Blocks	BS	BA	+	-	Shooting By Period			
31 Michael Akuchie	F 38:29	7-12	4-8	2-2	4 6 10	2 1	20	0	1	1	2	0	5			1st FG%: 8.97 28.6%			
33 Naz Bohannon	F 30:29	1-5	0-0	2-4	7 2 9	2 6	4	3	0	0	1	0	3			3PT%: 3-4 75%			
3 Darius Qusenberry	G 34:02	6-13	1-4	2-2	1 1 2	1 15	3	6	2	0	0	0	4			2nd FG%: 14.35 40.0%			
13 Donal Galtcart	G 20:47	2-9	1-4	2-2	2 2 4	1 2	7	1	1	0	0	0	3			3PT%: 4.12 33.3%			
32 Garrett Covington	G 25:23	1-11	0-4	0-0	2 2 4	0 3	2	2	1	0	1	0	10			FT%: 5-6 83.3%			
22 Devlin Morgan	12:31	1-3	1-3	0-0	0 2 2	0 0	3	1	0	1	0	0	1			GM FG%: 22.62 35.5%			
23 Omarin Pedersen	06:39	0-1	0-0	0-0	0 0 0	0 2	0	0	0	0	0	0	1			3PT%: 9-27 33.3%			
2 Jean Simmons	13:31	1-3	0-1	0-0	2 2 4	1 2	2	1	0	0	0	0	9			FT%: 6-10 60.0%			
5 Christian Bentley	07:08	2-2	2-2	0-0	0 1 1	0 0	6	3	3	0	0	0	8			Dead Ball Rebounds: 2.1			
0 Tyler Foster	03:10	0-2	0-1	0-0	0 1 1	1 0	0	0	0	0	0	0	4						
1 Jamir Thomas	04:51	1-1	0-0	0-0	1 0 1	0 0	2	0	1	0	0	0	1						
Team		0 3 3 0 0 0 0 0 0 0 0 0 0 0 0																	
Totals		22-62		9-27		10-22		41-15		61-12		14 5 4 1 1 1							
Technical Fouls: NONE																			

		OAK	YSU
Biggest Lead		13 (1st 12:55)	6 (2nd 10:41)
Best Scoring Run		13 (1st 12:55)	8 (1st 8:07)
Lead Changes		13	
Times Tied		1	
Time with Lead		27:51	11:14
		Points from Turnovers	
		OAK 14 17	YSU 14 17
		Period by Period Scoring	
		1st 2nd TOT	1st 2nd TOT
		OAK 28 32 60	YSU 24 37 61



Gm 19 at Green Bay

Oakland (7-12,2-4 Horizon) -vs- Green Bay (8-11,3-3 Horizon)
01/16/20 at Resch Center, Green Bay, WI

Date: 01/16/20
Time: 7:00 pm
Attendance: 1,232
Site: Resch Center, Green Bay, WI
Referee: Rob Kueneman, Courtney Green, Terry Wymor

Score By Period		1	2	Total
Oakland		38	31	69
Green Bay		35	38	73

Oakland 69

#	Player	GS	MIN	FG	3PT	FT	ORB-DRB	REB	PF	A	TO	BLK	STL	PTS
13	Brechtling,Brad	*	29	8-10	0-0	10-12	6-8	14	4	2	1	0	1	26
01	Williams,Rashad	*	36	6-20	3-12	1-1	0-4	4	2	2	5	0	0	16
14	Hill-Mais,Xavier	*	25	5-9	0-1	0-0	2-11	13	4	2	2	3	2	10
02	Maddox Jr.,Tray	*	24	3-9	2-6	1-2	1-3	4	2	1	1	1	3	9
15	Kangu,Kevin	*	17	1-4	1-3	0-0	0-0	0	0	3	1	0	0	3
11	Lampman,Blake		30	1-5	1-5	0-0	0-0	0	2	1	1	0	1	3
04	Oladapo,Daniel		9	0-4	0-1	2-2	0-2	2	0	0	2	0	0	2
35	Harris,Jackie		26	0-1	0-1	0-0	0-0	0	0	0	0	0	0	0
10	Goodline,Zach		1	0-1	0-0	0-0	0-0	0	0	0	0	0	0	0
24	Pittman Jr.,Kenny		1	0-0	0-0	0-0	0-0	0	0	0	1	0	0	0
33	Gettelfinger,Christopher		1	0-0	0-0	0-0	0-0	0	0	1	2	0	1	0
TM TEAM			0	0-0	0-0	0-0	3-0	3	0	0	0	0	0	0
Totals		-	200	24-62	7-29	14-17	13-28	40	15	11	16	4	8	69

Team Summary	FG		3PT		FT	
First Half	15-34	44.12 %	2-12	16.67 %	6-7	85.71 %
Second Half	9-28	32.14 %	5-17	29.41 %	8-10	80.00 %
Total	24-62	38.7 %	7-29	24.1 %	14-17	82.4 %

Technical Fouls: 1 (Hill-Mais,Xavier) Second Chance Points: 13 Scores Tied: 3 times(s) Points in the Paint: 30 Fast Break Points: 5
Lead Changed: 3 times(s) Points off Turnovers: 17 Bench Points: 5 Largest Lead: 0 0

Green Bay 73

#	Player	GS	MIN	FG	3PT	FT	ORB-DRB	REB	PF	A	TO	BLK	STL	PTS
01	Davis,Amari	*	32	10-19	0-0	2-2	2-13	3	1	2	2	1	3	22
11	McCloud,JayQuan	*	35	4-12	2-7	7-8	0-6	6	3	7	4	1	2	17
21	Hankerson,Kameron	*	21	4-6	2-3	0-0	1-3	4	4	2	2	2	1	10
33	Schwartz,Cody	*	20	2-7	1-3	0-0	3-3	6	4	0	3	1	0	5
15	Patterson,Manny	*	9	1-2	0-0	1-2	1-1	2	2	0	0	0	0	3
02	Pipes,PJ		30	2-5	2-5	1-2	0-2	2	2	1	0	0	1	7
34	Chevalier,Will		28	2-9	1-6	0-1	0-5	5	2	1	0	0	1	5
13	Bell,Trevian		8	2-3	0-1	0-0	1-0	1	2	0	1	0	0	4
12	McNair,Josh		10	0-0	0-0	0-0	0-2	2	1	1	1	4	0	0
30	Crist,Hunter		7	0-0	0-0	0-0	0-0	0	0	3	0	0	1	0
TM TEAM			0	0-0	0-0	0-0	0-3	3	0	0	1	0	0	0
Totals		-	200	27-63	8-25	11-15	8-26	34	19	19	14	9	10	73

Team Summary	FG		3PT		FT	
First Half	15-36	41.67 %	4-13	30.77 %	1-1	100.00 %
Second Half	12-27	44.44 %	4-12	33.33 %	10-14	71.43 %
Total	27-63	42.9 %	8-25	32.0 %	11-15	73.3 %

Technical Fouls: none Second Chance Points: 8 Scores Tied: 3 times(s) Points in the Paint: 24 Fast Break Points: 22
Lead Changed: 3 times(s) Points off Turnovers: 15 Bench Points: 16 Largest Lead: 0 0

Gm 18 at Cleveland State

Official Basketball Box Score -- Game Totals -- Final Statistics
Oakland vs Cleveland State
1/11/20 3 p.m. at Cleveland, Ohio (Wolstein Center)

Oakland 68 • 7-11, 2-3 HL

		Total	3-Ptr		Rebounds									
#	Player	FG-FGA	FG-FGA	FT-FTA	Off	Def	Tot	PF	TP	A	TO	BLK	Stl	Min
13	Brad Brechtling	f 1-1	0-0	4-4	1	4	5	3	6	2	0	1	2	23
14	Xavier Hill-Mais	f 6-7	0-0	3-5	2	5	7	4	15	0	3	1	1	30
02	Tray Maddox Jr.	g 1-9	0-2	5-8	1	2	3	4	7	3	2	0	3	37
10	Zach Goodline	g 0-2	0-2	6-6	0	1	1	2	6	1	2	0	1	19
21	Madison Monroe	g 0-1	0-0	0-0	0	0	0	1	0	0	1	0	0	7
04	Daniel Oladapo	2-4	0-0	2-4	3	4	7	3	6	2	4	0	0	20
11	Blake Lampman	4-6	4-6	3-4	3	3	2	15	0	1	0	0	0	20
05	Kevin Kasper	7-7	2-4	3-6	0	1	1	3	3	3	1	0	1	20
20	Babatunde Sowunmi	0-0	0-0	0-0	1	1	1	0	0	0	0	0	0	5
33	C.J. Gettelfinger	0-0	0-0	0-0	0	1	1	0	0	1	2	1	0	2
35	Jackie Harris	0-0	0-0	0-0	0	0	0	0	0	0	0	0	0	3
Team					1	1	2			1				
Totals		18-37	6-14	26-37	8	23	31	23	68	12	17	3	8	200



GAME 28 vs MILWAUKEE

Gm 21 vs UIC

UIC (9-12,4-4 Horizon) ~vs- Oakland (7-14,2-6 Horizon)
01/23/20 at Athletics Center O'Rena , Rochester, MI

Date: 01/23/20
Time: 7:00 pm
Attendance: 3091
Site: Athletics Center O'Rena , Rochester, MI
Referee: Steve Honacki, Paul Szeic, Larry Scroetto

Score By Period		1	2	Total
UIC		37	43	80
Oakland		26	24	50

UIC 80

#	Player	GS	MIN	FG	3PT	FT	ORB-DRB	REB	PF	A	TO	BLK	STL	PTS
04	Ferguson,Tarkus	*	27	7-13	4-10	1-1	1-6	7	0	8	1	2	3	19
02	Diggins,Michael	*	25	6-8	1-1	0-0	1-2	3	1	2	2	0	0	13
23	Bridges,Braelen	*	18	4-7	0-0	0-0	0-4	4	4	1	1	0	0	8
13	Blount,Jordan	*	23	3-7	0-0	0-2	3-2	5	3	3	3	0	0	6
01	Ottrey, Marcus	*	33	1-1	0-0	1-2	0-6	6	1	6	1	0	1	3
25	Boalen,Godwin	*	22	5-7	4-5	0-0	0-6	6	1	4	2	0	3	14
03	Wiley,Jacob		17	3-3	1-1	0-2	0-0	0	3	0	0	1	0	7
10	Ejim,Deon		10	3-6	1-1	0-0	0-1	1	1	0	3	0	0	7
35	Washington,Travell		6	1-2	1-2	0-0	0-0	0	1	0	0	0	0	3
20	Ahale,Jamie		15	0-1	0-1	0-0	0-2	2	0	0	1	0	0	0
00	Taylor,Brian		4	0-0	0-0	0-0	0-0	0	0	1	0	0	0	0
TM	TEAM		0	0-0	0-0	0-0	0-0	0	0	0	0	0	0	0
Totals		-	200	33-55	12-21	2-7	5-29	34	15	25	14	3	8	80

Team Summary	FG		3PT		FT	
First Half	15-31	48.39 %	5-11	45.45 %	2-3	66.67 %
Second Half	18-24	75.00 %	7-10	70.00 %	0-4	0.00 %
Total	33-55	60.0 %	12-21	57.1 %	2-7	28.6 %

Technical Fouls: none Second Chance Points: 4 Scores Tied: 0 time(s) Points in the Paint: 40 Fast Break Points: 12
Lead Changed: 0 time(s) Points off Turnovers: 29 Bench Points: 31 Largest Lead: 0 0

Oakland 50

#	Player	GS	MIN	FG	3PT	FT	ORB-DRB	REB	PF	A	TO	BLK	STL	PTS
13	Brechtig,Brad	*	29	6-7	1-0	1-2	2-5	7	0	0	2	2	0	13
01	Williams,Rashad	*	33	4-14	3-8	1-2	0-0	0	3	3	3	0	2	12
14	Hill-Mais,Xavier	*	31	5-18	0-2	2-2	3-5	8	3	2	2	1	1	12
02	Maddox Jr.,Tray	*	21	0-1	0-0	0-0	1-1	2	1	1	2	0	0	0
21	Monroe,Madison	*	12	0-1	0-0	0-0	0-1	1	1	1	3	0	0	0
11	Lampman,Blake		28	2-7	2-7	0-0	0-3	3	2	6	1	0	3	14
35	Harris,Jackie		6	1-1	1-1	0-0	0-0	0	0	0	0	0	0	3
04	Oladapo,Daniel		12	0-1	0-0	2-4	1-2	3	0	1	1	0	0	2
24	Pittman Jr.,Kenney		7	1-3	0-2	0-0	0-0	0	0	1	0	0	1	2
15	Kangyu,Kevin		7	0-2	0-1	0-0	0-0	0	1	1	0	0	1	0
20	Sowumli,Babatunde		7	0-0	0-0	0-0	0-1	1	0	0	0	0	0	0
05	Newsome,Emmanuel		5	0-0	0-0	0-0	0-1	1	0	0	1	0	0	0
10	Goodline,Zach		1	0-0	0-0	0-0	0-0	0	0	0	0	0	0	0
TM	TEAM		0	0-0	0-0	0-0	2-0	2	0	0	0	0	0	0
Totals		-	200	19-55	6-21	6-10	9-19	28	11	16	15	3	8	50

Team Summary	FG		3PT		FT	
First Half	11-29	37.93 %	3-8	37.50 %	1-4	25.00 %
Second Half	8-26	30.77 %	3-13	23.08 %	5-6	83.33 %
Total	19-55	34.5 %	6-21	28.6 %	6-10	60.0 %

Technical Fouls: none Second Chance Points: 5 Scores Tied: 0 time(s) Points in the Paint: 26 Fast Break Points: 5
Lead Changed: 0 time(s) Points off Turnovers: 14 Bench Points: 13 Largest Lead: 0 0

Gm 23 at Detroit Mercy

Date: 01/31/20
Time: 12:00 am
Attendance: 2021
Site: Caillan Hall, Detroit, MI
Referee: Richard Wilson, Ed Phillips, Kelly Pfeifer

Score By Period		1	2	Total
Oakland		34	43	77
Detroit Mercy		25	39	64

Oakland 77

#	Player	GS	MIN	FG	3PT	FT	ORB-DRB	REB	PF	A	TO	BLK	STL	PTS
01	Williams,Rashad	*	38	8-17	7-16	14-15	0-3	3	2	2	5	0	0	27
14	Hill-Mais,Xavier	*	26	4-7	0-0	4-6	2-7	9	4	1	2	0	1	12
13	Brechtig,Brad	*	29	3-6	0-1	5-7	3-9	12	4	1	1	3	0	11
11	Lampman,Blake	*	36	1-6	1-6	0-2	1-1	2	4	3	3	0	0	3
02	Maddox Jr.,Tray	*	19	1-4	0-1	0-0	1-1	2	0	3	2	0	2	2
04	Oladapo,Daniel		21	4-7	0-0	2-3	5-2	7	0	1	1	0	0	10
15	Kangyu,Kevin		23	1-2	0-1	0-1	1-0	1	4	0	0	0	2	2
24	Pittman Jr.,Kenney		5	0-1	0-1	0-0	0-1	1	1	0	0	0	0	0
35	Harris,Jackie		3	0-0	0-0	0-0	0-0	0	1	0	0	0	0	0
20	Sowumli,Babatunde		0+	0-0	0-0	0-0	0-0	0	0	0	1	0	0	0
TM	TEAM		0	0-0	0-0	0-0	0-2	2	0	0	0	0	0	0
Totals		-	200	22-56	8-26	25-34	13-26	39	17	15	15	3	5	77

Team Summary	FG		3PT		FT	
First Half	12-27	44.44 %	4-14	28.57 %	6-10	60.00 %
Second Half	10-23	43.48 %	4-12	33.33 %	19-24	79.17 %
Total	22-50	44.0 %	8-26	30.8 %	25-34	73.5 %

Technical Fouls: (1) Williams,Rashad (1) Oladapo,Daniel (1) TEAM Lead Changed: 0 time(s) Second Chance Points: 11 Scores Tied: 0 time(s) Points in the Paint: 26 Fast Break Points: 14
Points off Turnovers: 17 Bench Points: 12 Largest Lead: 0 0

Detroit Mercy 64

#	Player	GS	MIN	FG	3PT	FT	ORB-DRB	REB	PF	A	TO	BLK	STL	PTS
00	Davis,Antoine	*	40	9-25	4-14	4-7	0-2	2	3	6	4	0	4	26
13	LeGrand,Alonde	*	27	2-4	0-0	1-2	2-1	3	4	3	3	0	1	5
21	Brandon,Chris	*	20	1-3	0-0	0-0	1-4	5	5	0	2	1	0	2
01	Moore,Marquis	*	21	0-3	0-2	0-0	0-1	1	3	0	0	0	0	0
14	Hofman,Sam	*	3	0-0	0-0	0-0	0-0	0	0	0	0	0	0	0
02	Miller,Justin		33	5-6	0-0	5-6	1-3	4	5	0	3	1	0	15
04	Rose Jr.,Dwayne		24	4-8	2-2	3-4	2-4	6	2	0	2	0	2	13
41	Isiani,Willy		9	1-1	1-1	0-0	1-1	2	0	0	0	0	0	3
12	Callipari,Brad		15	0-4	0-4	0-0	0-1	1	3	0	0	0	0	0
10	Nguidjol,Boe		8	0-2	0-1	0-0	1-2	3	1	0	0	0	0	0
TM	TEAM		0	0-0	0-0	0-0	2-1	3	0	0	0	0	0	0
Totals		-	200	22-56	7-24	13-19	10-20	30	26	9	14	2	7	64

Team Summary	FG		3PT		FT	
First Half	9-29	31.03 %	2-15	13.33 %	5-9	55.56 %
Second Half	13-27	48.15 %	5-9	55.56 %	8-10	80.00 %
Total	22-56	39.3 %	7-24	29.2 %	13-19	68.4 %

Technical Fouls: (1) Miller,Justin (1) Rose Jr.,Dwayne (1) TEAM Lead Changed: 0 time(s) Second Chance Points: 13 Scores Tied: 0 time(s) Points in the Paint: 24 Fast Break Points: 7
Points off Turnovers: 9 Bench Points: 31 Largest Lead: 0 0

Gm 22 vs IUPUI

Date: 01/25/20
Time: 3:00 pm
Attendance: 3644
Site: Athletics Center O'Rena , Rochester, MI
Referee: Andy O'Brien, Michael Kitts, Chad Barlow

Score By Period		1	2	OT 1	Total
IUPUI		33	41	15	89
Oakland		33	41	11	85

IUPUI 89

#	Player	GS	MIN	FG	3PT	FT	ORB-DRB	REB	PF	A	TO	BLK	STL	PTS
14	Burk,Marcus	*	44	12-24	8-15	7-10	2-1	3	3	3	0	0	0	39
00	Minnett,Jaylen	*	40	10-24	6-14	4-5	1-5	6	2	5	7	0	1	30
23	Weatherford,Grant	*	41	3-10	0-2	1-2	4-9	13	3	4	4	1	0	7
11	Kenyan,Brandon	*	20	2-4	1-2	2-2	1-0	1	4	1	0	0	0	7
32	Goss,Elyah	*	35	1-3	0-0	0-0	4-14	18	5	4	1	2	0	2
30	Tyson,Zo		21	1-3	0-0	0-0	1-4	5	3	0	2	2	0	2
02	Jackson,Jamill		10	1-2	0-1	0-0	0-2	2	2	1	0	0	0	2
10	DePersia,Mike		9	0-0	0-0	0-0	0-0	0	0	2	3	0	1	0
15	White,Taveion		5	0-0	0-0	0-0	0-2	2	1	0	0	0	0	0
TM	TEAM		0	0-0	0-0	0-0	3-1	4	0	0	1	0	0	0
Totals		-	225	30-70	15-34	14-19	16-38	54	23	20	18	5	2	89

Team Summary	FG		3PT		FT	
First Half	10-32	31.25 %	7-18	38.89 %	6-8	75.00 %
Second Half	16-29	55.17 %	6-12	50.00 %	3-5	60.00 %
OT 1	4-9	44.44 %	2-4	50.00 %	5-6	83.33 %
Total	30-70	42.9 %	15-34	44.1 %	14-19	73.7 %

Technical Fouls: none Second Chance Points: 16 Scores Tied: 10 time(s) Points in the Paint: 22 Fast Break Points: 12
Lead Changed: 6 time(s) Points off Turnovers: 9 Bench Points: 4

Oakland 85

#	Player	GS	MIN	FG	3PT	FT	ORB-DRB	REB	PF	A	TO	BLK	STL	PTS
14	Hill-Mais,Xavier	*	34	6-15	0-2	8-10	3-5	8	3	2	3	4	1	20
01	Williams,Rashad	*	37	6-19	5-14	1-2	0-3	3	3	1	2	0	0	18
11	Lampman,Blake	*	40	3-7	3-7	3-3	0-3	3	2	2	0	0	2	12
02	Maddox Jr.,Tray	*	25	4-10	3-5	0-0	0-3	3	3	1	0	1	0	11
13	Brechtig,Brad	*	31	3-11	0-0	4-7	8-5	13	1	1	1	3	1	10
04	Oladapo,Daniel		22	2-6	0-0	4-5	2-3	5	1	0	1	0	0	8
15	Kangyu,Kevin		33	1-3	0-1	4-4	0-1	1	4	9	0	2	0	6
21	Monroe,Madison		2	0-1	0-1	0-0	0-0	0	0	0	0	0	0	0
24	Pittman Jr.,Kenney		1	0-0	0-0	0-0	0-0	0	1	0	0	0	0	0
TM	TEAM		0	0-0	0-0	0-0	0-2	2	0	0	0	0	0	0
Totals		-	225	25-72	11-30	24-31	13-25	38	18	16	7	0	4	85

Team Summary	
--------------	--

Gm 25 at Wright State

Oakland (8-17, 3-9 HL) ~vs- Wright State (21-5, 11-2 HL)
02/08/20 at Nutter Center

Date: 02/08/20
Time: 7:00 PM
Attendance: 5053
Site: Nutter Center
Referees: John Floyd, Steve Honacki, Peter Juzenas

Score By Period	1	2	Total
Oakland	34	37	71
Wright State	49	34	83

Oakland 71

#	Player	GS	MIN	FG	3PT	FT	ORB-DRB	REB	PF	A	TO	BLK	STL	PTS
14	Hill-Mais,Xavier	*	29	10-18	0-1	1-2	0-4	4	4	0	4	1	1	21
01	Williams,Rashad	*	37	4-16	2-11	8-8	0-1	1	4	1	3	0	1	18
02	Maddox Jr.,Tray	*	31	6-8	0-1	3-5	1-3	4	4	4	1	0	2	15
04	Oladapo,Daniel	*	31	4-9	0-0	2-2	5-3	8	5	2	2	0	2	10
13	Brechtling,Brad	*	18	0-6	0-0	3-4	2-5	7	0	1	0	2	1	3
11	Lampman,Blake		32	1-1	1-1	0-0	0-1	1	1	0	0	0	0	3
15	Kangu,Kevin		15	0-2	0-1	1-2	0-1	1	4	2	0	0	1	1
20	Sowunmi,Babatunde		4	0-0	0-0	0-0	0-0	0	1	0	0	0	0	0
35	Harris,Jackie		2	0-0	0-0	0-0	0-1	1	0	0	0	0	0	0
24	Pittman Jr.,Kenney		1	0-0	0-0	0-0	0-0	0	0	0	0	0	0	0
TM TEAM			0	0-0	0-0	0-0	0-4	4	0	0	0	0	0	0
Totals			-	200	25-60	3-15	18-23	8-23	31	23	10	10	3	71

Team Summary	FG	3PT	FT
First Half	11-31 35.48 %	3-8 37.50 %	9-12 75.00 %
Second Half	14-29 48.28 %	0-7 0.00 %	9-11 81.82 %
Total	25-60 41.7 %	3-15 20.0 %	18-23 78.3 %

Technical Fouls: none Second Chance Points: 8 Scores Tied: 2 times(s) Points in the Paint: 28 Fast Break Points: 2
Lead Changed: 2 times(s) Points off Turnovers: 17 Bench Points: 4 Largest Lead: 2 1st-18:42

Wright State 83

#	Player	GS	MIN	FG	3PT	FT	ORB-DRB	REB	PF	A	TO	BLK	STL	PTS
01	Wampler,Bill	*	36	6-10	4-7	4-4	0-7	7	0	2	1	0	1	20
02	Holdeen,Tanner	*	26	6-8	1-1	5-6	1-4	5	4	1	3	0	0	18
31	Gentry,Cole	*	36	6-11	4-7	0-0	0-3	3	2	6	0	0	0	16
11	Love,Loudon	*	26	3-9	0-0	7-10	2-9	11	5	1	4	1	0	13
00	Hall,Jaylon	*	22	2-5	2-3	2-2	0-2	2	4	4	0	0	0	8
21	Basile,Grant		16	2-2	0-0	0-0	0-3	3	3	1	2	0	0	4
03	Ash,Jordan		21	1-2	0-0	0-2	1-0	1	2	0	1	0	0	2
23	Manns,James		2	1-1	0-0	0-0	0-1	1	2	0	0	0	0	2
10	Calvin,Trey		15	0-4	0-2	0-0	0-1	1	0	0	2	0	0	0
TM TEAM			0	0-0	0-0	0-0	3-1	4	0	0	1	0	0	0
Totals			-	200	27-52	11-20	18-24	7-31	38	22	15	14	1	83

Team Summary	FG	3PT	FT
First Half	18-29 62.07 %	6-10 60.00 %	7-12 58.33 %
Second Half	9-23 39.13 %	5-10 50.00 %	11-12 91.67 %
Total	27-52 51.9 %	11-20 55.0 %	18-24 75.0 %

Technical Fouls: (1) Love,Loudon Second Chance Points: 4 Scores Tied: 2 times(s) Points in the Paint: 32 Fast Break Points: 0
Lead Changed: 2 times(s) Points off Turnovers: 20 Bench Points: 8 Largest Lead: 17 1st-00:30

Gm 27 vs Youngstown State

Youngstown St. (15-12,8-6 Horizon) ~vs- Oakland (10-17,5-9 Horizon)
02/15/20 at Athletics Center O'Rena , Rochester, MI

Date: 02/15/20
Time: 3:00 pm
Attendance: 3488
Site: Athletics Center O'Rena , Rochester, MI
Referees: Scott Sville, Chad Barlow, Rob Kueneman

Score By Period	1	2	Total
Youngstown St.	24	40	64
Oakland	31	41	72

Youngstown St. 64

#	Player	GS	MIN	FG	3PT	FT	ORB-DRB	REB	PF	A	TO	BLK	STL	PTS
22	Morgan,Devin	*	32	7-16	6-11	0-0	0-1	1	1	3	1	0	0	20
33	Bohannon,Naz	*	33	5-15	0-1	1-2	8-3	11	2	3	4	0	1	11
13	Cathcart,Donel	*	17	3-8	1-4	0-1	1-3	4	3	0	2	0	1	7
31	Aluchie,Michael	*	31	2-4	2-3	0-0	1-5	6	1	0	0	2	0	6
32	Covington,Garrett	*	25	2-8	0-3	0-0	4-4	8	5	1	1	0	1	4
03	Quisenberry,Darius		29	6-15	2-7	0-0	0-1	1	3	4	3	0	0	14
01	Thomas,Jamir		9	1-2	0-0	0-0	1-0	1	3	1	0	2	0	2
02	Simmons,Jelani		15	0-1	0-0	0-0	1-1	2	1	0	1	0	0	0
20	Hampman,Geoff		7	0-1	0-1	0-0	1-1	2	0	0	2	0	0	0
05	Bentley,Christian		2	0-1	0-0	0-0	0-0	0	0	0	0	0	0	0
TM TEAM			0	0-0	0-0	0-0	4-2	6	0	0	1	0	0	0
Totals			-	200	26-71	11-30	1-3	21-21	42	19	12	15	4	64

Team Summary	FG	3PT	FT
First Half	10-34 29.41 %	4-15 26.67 %	0-0 0.00 %
Second Half	16-37 43.24 %	7-15 46.67 %	1-3 33.33 %
Total	26-71 36.6 %	11-30 36.7 %	1-3 33.3 %

Technical Fouls: none Second Chance Points: 19 Scores Tied: 3 times(s) Points in the Paint: 26 Fast Break Points: 0
Lead Changed: 3 times(s) Points off Turnovers: 4 Bench Points: 16 Largest Lead: 0 0

Oakland 72

#	Player	GS	MIN	FG	3PT	FT	ORB-DRB	REB	PF	A	TO	BLK	STL	PTS
14	Hill-Mais,Xavier	*	36	7-13	1-1	5-8	5-6	11	2	5	4	3	1	20
01	Williams,Rashad	*	39	6-16	4-12	1-2	0-3	3	1	3	0	0	2	17
02	Maddox Jr.,Tray	*	39	5-8	2-3	0-1	2-4	6	1	7	1	0	1	12
13	Brechtling,Brad	*	20	1-4	0-0	2-3	1-1	2	1	0	0	0	1	4
04	Oladapo,Daniel	*	26	1-3	0-0	1-2	3-7	10	3	1	4	0	0	3
15	Kangu,Kevin		27	5-8	3-5	1-2	0-0	0	0	2	0	0	2	14
20	Sowunmi,Babatunde		3	1-1	0-0	0-0	0-0	0	1	1	1	0	0	2
11	Lampman,Blake		9	0-1	0-1	0-0	0-1	1	0	1	1	0	1	0
10	Goodline,Zach		1	0-0	0-0	0-0	0-0	0	2	0	0	0	0	0
24	Pittman Jr.,Kenney		0+	0-0	0-0	0-0	0-0	0	1	0	0	0	0	0
33	Getteffinger,Christopher		0+	0-0	0-0	0-0	0-0	0	0	0	0	0	0	0
TM TEAM			0	0-0	0-0	0-0	0-1	1	0	0	0	0	0	0
Totals			-	200	26-54	10-22	10-18	11-23	34	12	20	11	3	72

Team Summary	FG	3PT	FT
First Half	12-27 44.44 %	5-12 41.67 %	2-3 66.67 %
Second Half	14-27 51.85 %	5-10 50.00 %	8-15 53.33 %
Total	26-54 48.1 %	10-22 45.5 %	10-18 55.6 %

Technical Fouls: none Second Chance Points: 12 Scores Tied: 3 times(s) Points in the Paint: 26 Fast Break Points: 9
Lead Changed: 3 times(s) Points off Turnovers: 18 Bench Points: 16 Largest Lead: 0 0

Gm 26 vs Cleveland State

Cleveland St. (9-17,5-8 Horizon) ~vs- Oakland (9-17,4-9 Horizon)
02/13/20 at Athletics Center O'Rena , Rochester, MI

Date: 02/13/20
Time: 7:00 pm
Attendance: 2919
Site: Athletics Center O'Rena , Rochester, MI
Referees: Deldre Carr, Kelly Pfeifer, Lamont Simpson

Score By Period	1	2	Total
Cleveland St.	31	43	74
Oakland	37	42	79

Cleveland St. 74

#	Player	GS	MIN	FG	3PT	FT	ORB-DRB	REB	PF	A	TO	BLK	STL	PTS
12	Eichelberger,Algevon	*	36	11-22	1-2	5-7	2-5	7	0	3	5	1	2	28
05	Gomillion,Tre	*	37	6-11	0-1	4-6	0-2	2	1	4	1	1	1	16
24	Patton,Torrey	*	34	3-5	0-0	1-2	1-5	6	3	3	2	0	2	7
10	Ferreira,Hugo	*	21	2-4	1-2	0-0	0-2	2	1	2	2	0	0	5
21	Sanchez,Jeremy	*	7	0-1	0-1	0-0	0-0	0	2	1	0	0	1	0
02	Thomas,Kasheem		26	4-6	4-6	0-0	0-0	0	3	2	0	0	0	12
35	Johnson,Deante		29	3-6	0-0	0-0	4-3	7	5	2	3	0	0	6
32	Williams,Jalen		8	0-0	0-0	0-0	1-2	3	3	1	2	0	0	0
01	Potomay,Tyrese		2	0-1	0-0	0-0	0-0	0	0	0	0	0	0	0
TM TEAM			0	0-0	0-0	0-0	2-0	2	0	0	0	0	0	0
Totals			-	200	29-56	6-13	10-15	10-19	29	18	15	2	6	74

Team Summary	FG	3PT	FT
First Half	13-28 46.43 %	2-7 28.57 %	3-4 75.00 %
Second Half	16-28 57.14 %	4-6 66.67 %	7-11 63.64 %
Total	29-56 51.8 %	6-13 46.2 %	10-15 66.7 %

Technical Fouls: none Second Chance Points: 7 Scores Tied: 2 times(s) Points in the Paint: 38 Fast Break Points: 7
Lead Changed: 0 times(s) Points off Turnovers: 15 Bench Points: 18 Largest Lead: 0 0

Oakland 79

#	Player	GS	MIN	FG	3PT	FT	ORB-DRB	REB	PF	A	TO	BLK	STL	PTS
01	Williams,Rashad	*	37	8-18	5-14	7-8	0-1	1	2	2	1	0	1	28
14	Hill-Mais,Xavier	*	37	8-14	1-2	5-6	5-3	8	3	0	0	2	2	22
13	Brechtling,Brad	*	25	4-8	0-1	1-2	3-5	8	2	0	3	1	0	9
04	Oladapo,Daniel	*	24	3-3	0-0	2-4	1-2	3	2	1	3	0	2	8
02	Maddox Jr.,Tray	*	14	2-4	1-3	0-0	0-2	2	0	2	1	1	1	5
15	Kangu,Kevin		20	2-6	1-3	0-0	0-1	1	2	0	2	0	0	5
24	Pittman Jr.,Kenney		15	1-2	0-1	0-0	0-4	4	1	1	1	0	0	2
11	Lampman,Blake		19	0-1	0-1	0-0	0-0	0	1	2	0	0	0	0
21	Monroe,Madison		5	0-2	0-1	0-0	0-0	0	1	1	0	0	0	0
20	Sowunmi,Babatunde		2	0-0	0-0	0-0	2-0	2	0	0	0	0	0	0
35	Harris,Jackie		2	0-0	0-0	0-0	0-0	0	0	0	0	0	0	0
05	Newsome,Emmanuel		0+	0-0	0-0	0-0	0-0	0	1	0	0	0	0	0
TM TEAM			0	0-0	0-0	0-0	1-2	3	0	0	2	0	0	0
Totals			-	200	28-58	8-26	15-20	12-20	32	15	9	13	4	79

Team Summary	FG	3PT	FT
First Half	15-31 48.39 %	4-12 33.33 %	3-4 75.00 %
Second Half	13-27 48.15 %	4-14 28.57 %	12-16 75.00 %
Total	28-58 48.3 %	8-26 30.8 %	15-20 75.0 %

Technical Fouls: none Second Chance Points: 18 Scores Tied: 2 times(s) Points in the Paint: 36 Fast Break Points: 9
Lead Changed: 0 times(s) Points off Turnovers: 14 Bench Points: 7 Largest Lead: 0 0



GAME 28 vs MILWAUKEE

2019-20 Team Stats

				Total		3-Pointers		Free throws		Rebounds											
Opponent	Date	Score		FG-FGA	PCT	3FG-FGA	PCT	FT-FTA	PCT	OFF	DEF	TOT	AVG	PF	A	TO	BLK	STL	PTS	AVG	
Goshen	11/05/2019	94-66	W	33-64	.516	7-19	.368	21-32	.656	19	29	48	48.0	10	20	15	2	9	94	94.0	
vs Delaware	11/08/2019	53-56	L	19-51	.373	3-12	.250	12-22	.545	8	31	39	43.5	14	11	13	5	10	53	73.5	
vs UTSA	11/09/2019	75-62	W	21-48	.438	8-19	.421	25-31	.806	10	30	40	42.3	20	13	14	1	3	75	74.0	
vs Southern Ill.	11/10/2019	61-52	W	24-52	.462	3-13	.231	10-13	.769	12	32	44	42.8	9	11	14	3	4	61	70.8	
at Maryland	11/16/2019	50-80	L	19-52	.365	6-21	.286	6-15	.400	9	21	30	40.2	15	11	19	2	8	50	66.6	
Hartford	11/18/2019	60-50	W	20-48	.417	3-16	.188	17-27	.630	11	34	45	41.0	13	10	15	2	9	60	65.5	
at Northern Ill.	11/25/2019	50-74	L	15-50	.300	3-21	.143	17-20	.850	9	28	37	40.4	10	6	13	2	5	50	63.3	
at Toledo	11/30/2019	63-65	L	25-56	.446	7-23	.304	6-14	.429	13	22	35	39.8	18	16	14	2	5	63	63.3	
at Western Mich.	12/03/2019	72-62	W	25-46	.543	4-13	.308	18-24	.750	6	30	36	39.3	17	9	10	2	3	72	64.2	
at Bowling Green	12/07/2019	65-68	L	23-50	.460	6-20	.300	13-19	.684	8	29	37	39.1	17	13	15	2	3	65	64.3	
vs Michigan St.	12/14/2019	49-72	L	17-65	.262	7-22	.318	8-12	.667	10	21	31	38.4	13	12	11	0	7	49	62.9	
at Syracuse	12/18/2019	62-74	L	19-44	.432	4-18	.222	20-24	.833	7	27	34	38.0	16	15	16	1	4	62	62.8	
Fairfield	12/21/2019	59-61	Lot	23-59	.390	3-21	.143	10-14	.714	11	27	38	38.0	17	10	20	5	6	59	62.5	
Detroit Mercy	12/28/2019	78-69	W	29-57	.509	9-25	.360	11-20	.550	8	30	38	38.0	18	22	14	4	4	78	63.6	
Wright St.	01/03/2020	69-96	L	26-60	.433	3-18	.167	14-18	.778	12	16	28	37.3	19	21	16	5	10	69	64.0	
Northern Ky.	01/05/2020	64-75	L	26-61	.426	7-23	.304	5-10	.500	14	21	35	37.2	18	16	11	3	8	64	64.0	
at Youngstown St.	01/09/2020	60-61	L	24-56	.429	9-23	.391	3-6	.500	10	21	31	36.8	15	15	14	1	8	60	63.8	
at Cleveland St.	01/11/2020	68-55	W	18-37	.486	6-14	.429	26-37	.703	8	23	31	36.5	23	12	17	3	8	68	64.0	
at Green Bay	01/16/2020	69-73	L	24-62	.387	7-29	.241	14-17	.824	12	28	40	36.7	15	11	16	4	8	69	64.3	
at Milwaukee	01/18/2020	68-73	L	25-50	.500	8-23	.348	10-19	.526	7	22	29	36.3	20	12	15	2	2	68	64.5	
UIC	01/23/2020	50-80	L	19-55	.345	6-21	.286	6-10	.600	9	19	28	35.9	11	16	15	3	8	50	63.8	
IUPUI	01/25/2020	85-89	Lot	25-72	.347	11-30	.367	24-31	.774	13	25	38	36.0	18	16	7	10	4	85	64.7	
at Detroit Mercy	01/31/2020	77-64	W	22-50	.440	8-26	.308	25-34	.735	13	26	39	36.1	17	15	16	3	5	77	65.3	
at Northern Ky.	02/06/2020	70-73	L	25-52	.481	8-20	.400	12-14	.857	11	23	34	36.0	12	10	13	3	1	70	65.5	
at Wright St.	02/08/2020	71-83	L	25-60	.417	3-15	.200	18-23	.783	8	23	31	35.8	23	10	10	3	8	71	65.7	
Cleveland St.	02/13/2020	79-74	W	28-58	.483	8-26	.308	15-20	.750	12	20	32	35.7	15	9	13	4	6	79	66.2	
Youngstown St.	02/15/2020	72-64	W	26-54	.481	10-22	.455	10-18	.556	11	23	34	35.6	12	20	11	3	8	72	66.4	
Total		1793		625-1469	.425	167-553	.302	376-544	.691	281	681	962	35.6	425	362	377	80	164	1793	66.4	
Opponents		1871		675-1608	.420	243-732	.332	278-407	.683	311	658	969	35.9	518	406	340	77	186	1871	69.3	

Oakland Averages

Games Played	Points/game	FG Pct	3FG Pct	FT Pct	Rebounds/game	Assists/game	Turnovers/game	Assist/Turnover ratio	Steals/game	Blocks/game
27	66.4	42.5	30.2	69.1	35.6	13.4	14.0	1.0	6.1	3.0

2019-20 Combined

Game Records

Record	Overall	Home	Away	Neutral
ALL GAMES	10-17	5-5	3-10	2-2
CONFERENCE	5-9	3-4	2-5	0-0
NON-CONFERENCE	5-8	2-1	1-5	2-2

Score by Periods

Team	1st	2nd	OT	TOT
Oakland	864	910	19	1793
Opponents	864	982	25	1871

Team Box Score

No.	Player				Total		3-Point		F-Throw		Rebounds													
		GP-GS	MIN	AVG	FG-FGA	FG%	3FG-FGA	3FG%	FT-FTA	FT%	OFF	DEF	TOT	AVG	PF	DQ	A	TO	BLK	STL	PTS	AVG		
1	WILLIAMS, Rashad	9-9	335:03	37.2	55-151	.364	39-113	.345	39-45	.867	0	21	21	2.3	23	1	19	27	0	8	188	20.9		
14	HILL-MAIS, Xavier	27-26	850:48	31.5	172-333	.517	13-49	.265	75-111	.676	59	151	210	7.8	77	1	47	61	32	29	432	16.0		
13	BRECHTING, Brad	27-27	657:06	24.3	93-180	.517	2-14	.143	70-96	.729	57	118	175	6.5	65	1	22	47	26	18	258	9.6		
2	MADDOX JR., Tray	27-26	747:10	27.7	78-207	.377	32-95	.337	46-66	.697	18	58	76	2.8	49	1	51	48	7	32	234	8.7		
4	OLADAPO, Daniel	27-18	662:58	24.6	83-158	.525	0-3	.000	60-99	.606	66	90	156	5.8	41	1	36	52	5	19	226	8.4		
11	LAMPMAN, Blake	27-4	710:54	26.3	49-140	.350	45-133	.338	14-24	.583	4	45	49	1.8	41	0	44	14	0	18	157	5.8		
15	KANGU, Kevin	27-16	642:02	23.8	47-150	.313	18-69	.261	39-58	.672	9	53	62	2.3	43	0	89	56	7	18	151	5.6		
21	MONROE, Madison	17-6	193:08	11.4	16-37	.432	3-11	.273	8-11	.727	8	16	24	1.4	22	0	12	16	0	6	43	2.5		
35	HARRIS, Jackie	24-0	182:15	7.6	13-41	.317	9-34	.265	1-2	.500	5	13	18	0.8	6	0	4	2	1	0	36	1.5		
24	PITTMAN JR., Kenny	24-2	186:35	7.8	8-25	.320	5-18	.278	5-9	.556	1	22	23	1.0	19	1	5	9	0	4	26	1.1		
33	GETTELFINGER, Christopher	17-0	102:57	6.1	4-18	.222	1-8	.125	6-6	1.000	1	16	17	1.0	13	0	19	15	2	6	15	0.9		
10	GOODLINE, Zach	9-1	66:51	7.4	0-4	.000	0-2	.000	6-6	1.000	0	3	3	0.3	8	0	7	6	0	3	6	0.7		
5	NEWSOME, Emmanuel	12-0	48:29	4.0	1-10	.100	0-4	.000	6-7	.857	1	8	9	0.8	6	0	6	4	0	0	8	0.7		
20	SOWUNMI, Babatunde	17-0	85:46	5.0	5-14	.357	0-0	.000	1-4	.250	11	10	21	1.2	12	0	1	7	0	3	11	0.6		
Team											41	57	98					13						
Total		27	5472		625-1469	.425	167-553	.302	376-544	.691	281	681	962	35.6	425	6	362	377	80	164	1793	66.4		
Opponents		27	5449		675-1608	.420	243-732	.332	278-407	.683	311	658	969	35.9	518	14	406	340	77	186	1871	69.3		

Team Statistics

	OAK	OPP
Scoring	1793	1871
Points per game	66.4	69.3
Scoring margin	-2.9	-
Field goals-att	625-1469	675-1608
Field goal pct	.425	.420
3 point fg-att	167-553	243-732
3-point FG pct	.302	.332
3-pt FG made per game	6.2	9.0
Free throws-att	376-544	278-407
Free throw pct	.691	.683
F-Throws made per game	13.9	10.3
Rebounds	962	969
Rebounds per game	35.6	35.9
Rebounding margin	-0.3	-
Assists	362	406
Assists per game	13.4	15.0
Turnovers	377	340
Turnovers per game	14.0	12.6
Turnover margin	-1.4	-
Assist/turnover ratio	1.0	1.2
Steals	164	186
Steals per game	6.1	6.9
Blocks	80	77
Blocks per game	3.0	2.9
Winning streak	2	-
Home win streak	2	-
Attendance	31535	55697
Home games-Avg/Game	10-3154	13-4284
Neutral site-Avg/Game	-	4-4812

Team Results

Date	Opponent		Score	Att.
11/05/2019	Goshen	W	94-66	2554
11/08/2019	vs Delaware	L	53-56	0
11/09/2019	vs UTSA	W	75-62	564
11/10/2019	vs Southern Ill.	W	61-52	539
11/16/2019	at Maryland	L	50-80	12989
11/18/2019	Hartford	W	60-50	2987
11/25/2019	at Northern Ill.	L	50-74	730
11/30/2019	at Toledo	L	63-65	3931
12/03/2019	at Western Mich.	W	72-62	2114
12/07/2019	at Bowling Green	L	65-68	2124
12/14/2019	vs Michigan St.	L	49-72	18145
12/18/2019	at Syracuse	L	62-74	16394
12/21/2019	Fairfield	Lot	59-61	2788
12/28/2019	Detroit Mercy	W	78-69	3792
01/03/2020	Wright St.	L	69-96	3393
01/05/2020	Northern Ky.	L	64-75	2879
01/09/2020	at Youngstown St.	L	60-61	2815
01/11/2020	at Cleveland St.	W	68-55	1561
01/16/2020	at Green Bay	L	69-73	1232
01/18/2020	at Milwaukee	L	68-73	1492
01/23/2020	UIC	L	50-80	3091
01/25/2020	IUPUI	Lot	85-89	3644
01/31/2020	at Detroit Mercy	W	77-64	2021
02/06/2020	at Northern Ky.	L	70-73	3241
02/08/2020	at Wright St.	L	71-83	5053
02/13/2020	Cleveland St.	W	79-74	2919
02/15/2020	Youngstown St.	W	72-64	3488



GAME 28 vs MILWAUKEE

2019-20 Combined - Conference Only

Game Records

Record	Overall	Home	Away	Neutral
ALL GAMES	5-9	3-4	2-5	0-0
CONFERENCE	5-9	3-4	2-5	0-0
NON-CONFERENCE	0-0	0-0	0-0	0-0

Score by Periods

Team	1st	2nd	OT	TOT
Oakland	462	507	11	980
Opponents	463	551	15	1029

Team Box Score

No.	Player				Total		3-Point		F-Throw		Rebounds											
		GP-GS	MIN	AVG	FG-FGA	FG%	3FG-FGA	3FG%	FT-FTA	FT%	OFF	DEF	TOT	AVG	PF	DQ	A	TO	BLK	STL	PTS	AVG
1	WILLIAMS, Rashad	9-9	335:03	37.2	55-151	.364	39-113	.345	39-45	.867	0	21	21	2.3	23	1	19	27	0	8	188	20.9
14	HILL-MAIS, Xavier	14-14	440:46	31.5	92-182	.505	6-22	.273	39-58	.672	36	75	111	7.9	42	0	22	29	23	14	229	16.4
13	BRECHTING, Brad	14-14	351:02	25.1	49-92	.533	2-9	.222	44-59	.746	36	64	100	7.1	31	1	12	22	17	11	144	10.3
2	MADDOX JR., Tray	14-14	378:03	27.0	45-107	.421	16-45	.356	18-31	.581	10	28	38	2.7	26	1	35	21	4	18	124	8.9
4	OLADAPO, Daniel	14-6	279:46	20.0	32-61	.525	0-2	.000	22-35	.629	29	42	71	5.1	23	1	17	24	3	8	86	6.1
11	LAMPMAN, Blake	14-3	421:11	30.1	25-72	.347	25-69	.362	7-11	.636	3	24	27	1.9	26	0	34	10	0	11	82	5.9
21	MONROE, Madison	9-4	113:54	12.7	14-27	.519	3-8	.375	5-6	.833	6	8	14	1.6	12	0	10	11	0	4	36	4.0
15	KANGU, Kevin	14-5	247:59	17.7	18-57	.316	8-28	.286	9-18	.500	2	12	14	1.0	19	0	38	15	3	7	53	3.8
34	PITTMAN JR., Kenny	13-0	78:53	6.1	5-13	.385	2-9	.222	3-4	.750	0	10	10	0.8	14	1	3	3	0	2	15	1.2
25	HARRIS, Jackie	11-0	66:27	6.0	4-11	.364	2-7	.286	0-0	.000	1	2	3	0.3	3	0	1	1	0	0	10	0.9
20	SOWUNMI, Babatunde	9-0	41:09	4.6	3-5	.600	0-0	.000	1-4	.250	7	4	11	1.2	7	0	1	5	0	1	7	0.8
10	GOODLINE, Zach	9-1	66:51	7.4	0-4	.000	0-2	.000	6-6	1.000	0	3	3	0.3	8	0	7	6	0	3	6	0.7
33	GETTELFINGER, Christopher	5-0	13:55	2.8	0-2	.000	0-1	.000	0-0	.000	1	3	4	0.8	1	0	4	6	1	1	0	0.0
5	NEWSOME, Emmanuel	3-0	12:04	4.0	0-0	.000	0-0	.000	0-0	.000	0	1	1	0.3	1	0	2	2	0	0	0	0.0
Team											17	23	40					6				
Total		14	2847		342-784	.436	103-315	.327	193-277	.697	148	320	468	33.4	236	5	205	188	51	88	980	70.0
Opponents		14	2824		369-849	.435	126-355	.355	165-235	.702	192	335	527	37.6	273	10	219	187	45	85	1029	73.5

Team Statistics

	OAK	OPP
Scoring	980	1029
Points per game	70.0	73.5
Scoring margin	-3.5	-
Field goals-att	342-784	369-849
Field goal pct	.436	.435
3 point fg-att	103-315	126-355
3-point FG pct	.327	.355
3-pt FG made per game	7.4	9.0
Free throws-att	193-277	165-235
Free throw pct	.697	.702
F-Throws made per game	13.8	11.8
Rebounds	468	527
Rebounds per game	33.4	37.6
Rebounding margin	-4.2	-
Assists	205	219
Assists per game	14.6	15.6
Turnovers	188	187
Turnovers per game	13.4	13.4
Turnover margin	-0.1	-
Assist/turnover ratio	1.1	1.2
Steals	88	85
Steals per game	6.3	6.1
Blocks	51	45
Blocks per game	3.6	3.2
Winning streak	2	-
Home win streak	2	-
Attendance	23206	17415
Home games-Avg/Game	7-3315	7-2488
Neutral site-Avg/Game	-	0-0

Team Results

Date	Opponent		Score	Att.
12/28/2019	Detroit Mercy	W	78-69	3792
01/03/2020	Wright St.	L	69-96	3393
01/05/2020	Northern Ky.	L	64-75	2879
01/09/2020	at Youngstown St.	L	60-61	2815
01/11/2020	at Cleveland St.	W	68-55	1561
01/16/2020	at Green Bay	L	69-73	1232
01/18/2020	at Milwaukee	L	68-73	1492
01/23/2020	UIC	L	50-80	3091
01/25/2020	IUPUI	Lot	85-89	3644
01/31/2020	at Detroit Mercy	W	77-64	2021
02/06/2020	at Northern Ky.	L	70-73	3241
02/08/2020	at Wright St.	L	71-83	5053
02/13/2020	Cleveland St.	W	79-74	2919
02/15/2020	Youngstown St.	W	72-64	3488