

# OAKLAND

## 2019-20 MEN'S BASKETBALL



OAKLANDMBB 
 GOLDENGRIZZLIES 
 GOLDEN\_GRIZZLIES

WWW.GOLDENGRIZZLIES.COM

### GAME 23

vs DETROIT

FRIDAY, JAN. 31

DETROIT, MI

CALIHAN HALL

7 PM | ESPN3

### OU TICKET OFFICE

OUTICKETS@OAKLAND.EDU

248.370.4000

569 Pioneer Drive, 201 RAC

Rochester, Michigan 48309-4401

THE MATCHUP

### OAKLAND (7-15, 2-7 HL)

Golden Grizzlies  
 Head Coach: Greg Kampe (36th Season)  
 Record at Oakland: 625-470  
 Career Record: same

### CATEGORY LEADERS

15.7	Hill-Mais	Points
7.6	Hill-Mais	Rebounds
3.7	Kangu	Assists



### DETROIT (6-16, 4-5 HL)

Titans  
 Head Coach: Mike Davis (2nd Season)  
 Record at Detroit: 17-36  
 Career Record: 369-277

### CATEGORY LEADERS

Points	Davis	23.3
Rebounds	Brandon	7.6
Assists	Davis	4.4

### 2019-20 SCHEDULE AND RESULTS

DATE	OPPONENT	TIME (ET)/RESULT
10.24	Rochester University # ESPN3/+   WDFN	W, 61-59
10.30	Saginaw Valley State # ESPN3/+   WDFN	W, 84-63
11.5	Goshen <sup>1</sup> ESPN3/+   WDFN	W, 94-66
11.8	Delaware <sup>1</sup> FloSports   WDFN	L, 56-53
11.9	UTSA <sup>1</sup> FloSports   WDFN	W, 75-62
11.10	Southern Illinois <sup>1</sup> FloSports   WDFN	W, 61-52
11.16	at Maryland BBTN+   WDFN	L, 80-50
11.18	Hartford TV20/ESPN3/+   WDFN	W, 60-50
11.25	at Northern Illinois ESPN+   WDFN	L, 74-50
11.30	at Toledo ESPN+   WDFN	L, 65-63
12.3	at Western Michigan ESPN3/+   WDFN	W, 72-62
12.7	at Bowling Green ESPN3/+   WDFN	L, 68-65
12.14	Michigan State <sup>2</sup> ESPN2   WDFN	L, 72-49
12.18	at Syracuse ESPN   WDFN	L, 74-62
12.21	Fairfield ESPN3/+   WDFN	L, 61-59 OT
12.28	Detroit Mercy* TV20/ESPN3/+   WDFN	W, 78-69
1.3	Wright State* <sup>3</sup> TV20/ESPN3/+   WDFN	L, 96-69
1.5	Northern Kentucky* TV20/ESPN3/+   WDFN	L, 75-64
1.9	at Youngstown State* ESPN3/+   WDFN	L, 61-60
1.11	at Cleveland State* ESPN3/+   WDFN	W, 68-55
1.16	at Green Bay* ESPN3/+   WDFN	L, 73-69
1.18	at Milwaukee* ESPN3/+   WDFN	L, 73-68
1.23	UIC* TV20/ESPN3/+   WDFN   WDFN	L, 80-50
1.25	IUPUI* TV20/ESPN3/+   WDFN	L, 89-85 OT
1.31	at Detroit Mercy* <sup>3</sup> ESPN3/+	7 p.m.
2.6	at Northern Kentucky* ESPN3/+   WDFN	7 p.m.
2.8	at Wright State* ESPN3/+   WDFN	7 p.m.
2.13	Cleveland State* TV20/ESPN3/+   WDFN	7 p.m.
2.15	Youngstown State* TV20/ESPN3/+   WDFN	3 p.m.
2.21	Milwaukee* TV20/ESPN3/+   WDFN	8 p.m.
2.23	Green Bay* TV20/ESPN3/+   WDFN	3 p.m.
2.27	at IUPUI* ESPN3/+   WDFN	7 p.m.
2.29	at UIC* ESPN3/+   WDFN	4:12 p.m.

# Exhibition

\* Horizon League Contest

<sup>1</sup> Sunshine Slam (Kissimmee, Fla./Silver Spurs Arena)

<sup>2</sup> Detroit, Mich./Little Caesars Arena

<sup>3</sup> ESPN Wildcard Game

### ATHLETIC COMMUNICATIONS

Maria Rivera  
 Senior Assistant AD of Communications  
 E-mail mariarivera@oakland.edu  
 Office (248) 370-3201 | Cell (248) 915-8556

Jon Hevron  
 Director for Creative & Emerging Media / MBB Contact  
 E-mail jhevron@oakland.edu  
 Office (248) 370-4362 | Cell (248) 978-5066

#WEARtheBEAR

### GAMEDAY INFORMATION

Location: Detroit, MI  
 Arena: Calihan Hall  
 TV: ESPN3  
 Talent: Jeremy Otto (PxP) and Earl Cureton (analyst)  
 Radio: WDFN-AM (1130), iHeart Radio App  
 Talent: Neal Ruhl (PxP) and Dan Waterstradt (analyst)  
 Mobile: Golden Grizzlies Live App

### It's A Team Effort

Oakland has had at least three scorers in double figures in 10-straight outings. The Golden Grizzlies have had five double-digit scorers three times this year (vs Goshen, vs Wright State, vs IUPUI). The last time the Golden Grizzlies had just one double-digit scorer was against No. 16/15 Michigan State on Dec. 14.

### THE OPENING TIP

> Oakland moved up the active three-point streak list with Vanderbilt going 0-for-25 on Jan. 18 against Tennessee. The Commodores streak lasted 34 years - 1,080-straight games. The Golden Grizzlies have made at least one triple in 992-straight games. (UNLV 1,090 | Duke 1,078 | Western Kentucky 1,028 | Arkansas 1,027)

> For the first time this season, Oakland committed fewer than 10 turnovers as a team last time out vs IUPUI. The last time Oakland committed fewer than 10 turnovers was at Youngstown State on Jan. 31, 2019 - the Golden Grizzlies turned it over just nine times against the Penguins. The seven turnovers this afternoon is the lowest since giving up just four in last year's season opener against Toledo on Nov. 9, 2018 - Oakland committed just four turnovers in the effort.

> Kevin Kangu matched his career high with nine assists vs IUPUI on Jan. 25. Kangu dished out nine helpers on Nov. 10, 2019, against Southern Illinois. Kangu leads the team with 81 assists on the season.

> The 85 points by Oakland last time out is the most since scoring 94 against Goshen in the season opener on Nov. 5, 2019. This afternoon's game was just the second time this year the Golden Grizzlies have gone for 80 or more in a game.

> Oakland is 0-2 in overtime games this season - lost to Fairfield on Dec. 21, 61-59, lost to IUPUI on Jan. 25, 89-85. Both contests were played at the O'Rena.

> Over the Ohio and Wisconsin road trips from Jan. 9-Jan. 18 Oakland jumped out to a double-digit lead in the first half in each contest - +10 at Milwaukee, +15 at Green Bay, +12 at Cleveland State, +13 at Youngstown State. The Golden Grizzlies took a lead into half in three of the four outings: +3 at Green Bay, +3 at Cleveland State, +4 at Youngstown State, -4 at Milwaukee. Oakland went 1-3 over the four-game road stretch. The Golden Grizzlies lost by an average of 3.3 ppg over their past three losses.

> Freshman guard Blake Lampman made his second start of the season vs IUPUI on Jan 25 - first since Dec. 7 at Bowling Green. Lampman was joined by Williams, Maddox Jr., Brechting and Hill-Mais in the starting lineup. Williams and Brechting are the lone Golden Grizzlies to start every game they have dressed for this season. Oakland has had 10 different starting lineups this season - six since the start of league play.

### PROBABLE STARTERS

No.	Name (Ht., Wt., Yr., Pos.)	GP-GS	PPG	RPG	APG	Notes
1	Rashad Williams (6-2, 185, So-R, G)	4-4	13.5	3.0	2.0	Granted transfer waiver on Jan. 16
15	Kevin Kangu (6-4, 179, Jr., G)	22-16	5.9	2.7	3.7	Ranks seventh in the Horizon League with 81 total assists
02	Tray Maddox Jr. (6-5, 200, So., G)	22-21	9.0	2.8	1.5	Averaging 9.8 ppg in league play
14	Xavier Hill-Mais (6-7, 261, Sr-R, F)	22-21	15.7	7.6	1.9	Five double-doubles this season
13	Brad Brechting (6-11, 240, Sr-R, C)	22-22	10.0	6.5	0.9	Three 20+point performances this season - Three double-doubles

### KEY RESERVES

No.	Name (Ht., Wt., Yr., Pos.)	GP-GS	PPG	RPG	APG	Notes
11	Blake Lampman (6-1, 171, Fr., G)	22-2	6.9	1.9	1.6	2x Nike #HLMBB Freshman of the Week
04	Daniel Oladapo (6-7, 220 So., F)	22-15	8.5	5.6	1.4	Team-high 49 offensive rebounds
21	Madison Monroe (6-4, 179, Jr., G)	15-6	2.6	1.4	0.7	Has started four of the last five games



TV/RADIO ROSTER

2019-20 GOLDEN GRIZZLIES




**1** Rashad  
**G** Williams  
6-2 | 180



**2** Tray  
**G** Maddox Jr.  
6-5 | 190



**4** Daniel  
**F** Oladapo  
6-7 | 220



**5** Emmanuel  
**G** Newsome  
6-0 | 160



**10** Zach  
**G** Goodline  
6-1 | 170



**11** Blake  
**G** Lampman  
6-1 | 171




**13** Brad  
**F** Brechting  
6-11 | 217



**14** Xavier  
**F** Hill-Mais  
6-7 | 248



**15** Kevin  
**G** Kangu  
6-4 | 180



**20** Babatunde  
**C** Sowunmi  
6-10 | 245




**21** Madison  
**G** Monroe  
6-3 | 185



**24** Kenny  
**G** Pittman Jr.  
6-3 | 180




**33** C.J.  
**G** Gettelfinger  
6-4 | 185



**34** Yusuf  
**C** Jihad  
6-8 | 215



**35** Jackie  
**F** Harris  
6-6 | 205



**HC** Greg  
Kampe  
36th Season



**AC** Jeff  
Smith  
First Season



**AC** Tony  
Jones  
Third Season



**AC** Mychal  
Covington  
Third Season

PRONUNCIATION GUIDE

Daniel OLADAPO: oh-la-DAH-po  
Brad BRECHTING: BRECK-ting  
MYCHAL COVINGTON: Michael CUV-ing-TON  
XAVIER HILL-MAIS: EX-avy-ER Hill-MAYS  
Kevin KANGU: KANG-oo  
Greg KAMPE: Campy  
BABATUNDE SOWUNMI: Bob-uh-TOON-day  
SHA-woon-ME  
Christopher GETTELFINGER: GET-el-finger  
YUSUF JIHAD: YOU-sif G-haad

STAFF

Head Coach: Greg Kampe  
Record at Oakland: 625-470 (36th season)  
Overall: same  
Associate Head Coach: Jeff Smith (1st season)  
Assistant Coaches: Tony Jones (3rd season)  
Mychal Covington (3rd season)  
Director of Operations: Sarah Judd (14th season)  
Strength Coach: Terry Sauerbry (6th season)  
Athletic Trainer: Chris Curran (2nd season)  
Graduate Assistant: Corey Wheeler (2nd season)

# NUMERICAL ROSTER 2019-20 GOLDEN GRIZZLIES

#	Name	Pos.	Ht.	Wt.	Cl.	Hometown/Previous School
1	Rashad Williams	G	6-2	180	R-So.	Detroit, Mich. / Wayne Memorial/Cleveland St.
2	Tray Maddox Jr.	G	6-5	190	So.	Novi, Mich. / Novi
4	Daniel Oladapo	F	6-7	220	So.	Bladensburg, M.D. / Bladensburg / Chipola College
5	Emmanuel Newsome	G	6-0	160	Fr.	Boca Raton, Fla. / Westlake Prep
10	Zach Goodline	G	6-1	170	Fr.	Coloma, Mich. / Coloma
11	Blake Lampman	G	6-1	171	Fr.	Haslett, Mich. / Haslett
13	Brad Brechting	C	6-11	217	R-Sr.	Cedar Springs, Mich. / Cedar Springs
14	Xavier Hill-Mais	F	6-7	248	R-Sr.	Greensboro, N.C. / Page
15	Kevin Kangu	G	6-4	180	Jr.	Burlington, Ont., Canada / John Carroll / Vincennes
20	Babatunde Sowunmi	C	6-10	245	So.	Lagos, Nigeria / Solid Rock Academy
21	Madison Monroe	G	6-3	185	Fr.	Charlotte, N.C. / U.S. Military Academy Prep
24	Kenny Pittman Jr.	G	6-3	180	So.	Chicago, Ill. / Simeon
33	C.J. Gettelfinger	G	6-4	185	Fr.	Knoxville, Tenn. / Grace Christian Academy
34	Yusuf Jihad	C	6-8	215	Fr.	Detroit, Mich. / North Farmington
35	Jackie Harris	F	6-6	205	Fr.	Lambertville, Mich. / St. Francis de Sales

## GENERAL INFORMATION

School: Oakland University  
 Location: Rochester, Mich.  
 Founded: 1957  
 Enrollment: 19,309  
 Nickname: Golden Grizzlies  
 Colors: Black and Gold  
 Affiliation: NCAA I  
 Conference: Horizon League  
 Arena: Athletics Center O'rena  
 Capacity: 4,000  
 Year Opened: 1998  
 President: Ora Hirsch Pescovitz, M.D. (Northwestern '78)  
 Director of Athletics: Steve Waterfield (Kenyon '94)

## BASKETBALL HISTORY

First Year: 1967-68  
 All-Time Record (52 seasons): 812-722 (.532)  
 First Year of Division I: 1999-00  
 All-Time D1 Record (18 seasons): 360-306 (.547)  
 NCAA Tournaments: 7 (3 DI, 4 DII)  
 Last Appearance: 2011  
     No.13 seed Oakland 81, No.4 seed Texas 85  
     NCAA second round, Tulsa, Okla. (BOKCenter)  
 League Regular Season Titles: 6  
     1995-96 (GLIAC), '96-97 (GLIAC), '99-00  
     (Summit), '09-10 (Summit), '10-11 (Summit),  
     '16-17 (Horizon)  
 League Tournament Titles: 3  
     2005: def. UMKC, 67-63 (quarters); def  
     Chicago State, 56-53 (semis); def. ORU, 61-  
     60 (title game)  
     2010: def. UMKC, 85-70 (quarters); def.  
     IPFW, 71-58 (semis); def. IUPUI, 76-64 (title  
     game)  
     2011: def. SUU, 82-66 (quarters); def. SDSU,  
     110-90 (semis); def. ORU, 90-76 (title game)

## TEAM INFORMATION

2018-19 Record: 16-17, 11-7 HL (3rd)  
 Starters Returning/Lost: 3/2  
 Letterwinners Returning/Lost: 5/5  
 2019 Horizon League Tournament: 1-1  
 Newcomers: 10  
 Roster Breakdown (Sr./Jr./So./Fr.): 2/1/5/7

### STARTERS RETURNING (3)

No.	Player	Ht.	Wt.	Cl.	Pos.	pts/rebs
02	Tray Maddox Jr.	6-5	200	So.	G	6.7/2.4
13	Brad Brechting	6-11	240	Sr.-R	C	9.5/5.9
14	Xavier Hill-Mais	6-7	261	Sr.-R	F	18.3/7.2

### OTHER LETTERWINNERS RETURNING (2)

No.	Player	Ht.	Wt.	Cl.	Pos.	pts/rebs
20	Babatunde Sowunmi	6-10	245	So.	C	0.3/0.3
24	Kenny Pittman Jr.	6-3	180	So.	G	0.5/0.4

### OTHER LETTERWINNERS LOST (3)

No.	Player	Ht.	Wt.	Cl.	Pos.	pts/rebs
10	Karmari Newman	6-4	170	R-So.	G	9.4/2.5
04	Stan Scott	6-3	180	Jr.	G	0.9/0.7
22	James Beck	6-8	210	Jr.	F	4.6/4.2

### NEWCOMERS (10)

No.	Player	Ht.	Wt.	Cl.	Pos.
33	Christopher Gettelfinger	6-4	186	Fr.	G
10	Zach Goodline	6-1	175	Fr.	G
35	Jackie Harris	6-6	206	Fr.	F
34	Yusuf Jihad	6-8	214	Fr.	C
15	Kevin Kangu	6-4	179	Jr.	G
11	Blake Lampman	6-1	171	Fr.	G
21	Madison Monroe	6-3	185	Fr.	G
05	Emmanuel Newsome	6-0	151	Fr.	G
04	Daniel Oladapo	6-7	220	So.	F
01	Rashad Williams	6-2	185	So.-R	G





## GAME 23 at Detroit

### MICHIGAN DI 1 SCHOOLS

School	2018-19	Last 11 yrs.	Pct.
1. Michigan State (B1G)	16-4	160-65	.710
2. Oakland (HL/Summit)	11-7	151-70	.686
3. Michigan (B1G)	15-5	134-94	.590
4. Western Michigan (MAC)	2-16	113-102	.523
5. Eastern Michigan (MAC)	9-9	105-108	.493
6. Central Michigan (MAC)	10-8	95-118	.448
7. Detroit Mercy (HL)	8-10	87-132	.399

### FEBRUARY SUCCESS

The Golden Grizzlies have been successful in the month of February over the last 10 seasons (2009-present):

Year	Feb. Record	Overall Feb. Record	Overall Pct.
2009	6-1	6-1	.857
2010	7-0	13-1	.928
2011	6-1	19-2	.904
2012	6-1	25-3	.892
2013	6-1	31-4	.885
2014	2-5	33-9	.785
2015	7-2	40-11	.784
2016	7-2	47-13	.783
2017	8-0	55-13	.808
2018	4-4	59-17	.776
2019	4-3	63-20	.759
2020	0-0	0-0	.759

### HOME SWEET HOME

Oakland is 117-43 over its last 160 games inside the O'rena and 75-23 (.773) over its last 98 home league games. The Golden Grizzlies have won 10 or more games at home in 12 of the last 13 seasons.

#### Overall Records at the O'rena

- 207-84 (.721) all-time
- 120-49 (.727) in league play
- 86-31 (.736) vs. non-conference opponents
- 27-1 (.962) vs. non-DI
- 4-2 (.666) vs. Power 5 conference opponents
- 5-1 (.833) in NCAA postseason play

#### Top Attended Games at the O'rena

1. 4,141 vs. Detroit Mercy (2/23/19)
2. 4,123 vs. Detroit Mercy (1/13/17)
3. 4,114 vs. Detroit Mercy (2/26/16)
4. 4,110 vs. Valparaiso (1/8/17)
5. 4,101 vs. Detroit Mercy (2/15/15)

#### Most Wins Inside the O'rena

1. 2009-10, 13-1 (9-0 in league play)
- T1. 2016-17, 13-4 (6-3 in league play)
3. 2014-15, 12-4 (8-0 in league play)
4. 2011-12, 12-6 (6-3 in league play)
- T4. 2008-09, 12-0 (9-0 in league play)

### 3-POINTER STREAK

The last time Oakland did not convert a shot from behind the arc was on Jan. 30, 1988 vs. Wayne State University.

UNLV and Princeton are the only two schools to make a 3-pointer in every game since the inclusion of a 3-point line in 1986-87.

Western Carolina was the first intercollegiate school to make a 3-point field goal.

Consecutive games with a three-pointer: 992 (5th among NCAA)

### SCOUTING REPORT - DETROIT

The Titans are 11 points away from possibly being 8-1 in the HL as they had a double-digit lead late in a one-point loss to Wright State and had the ball at the buzzer for a gamewinning shot at Youngstown State, a game-tying shot at Green Bay and suffered just a fivepoint loss at Cleveland State.

Sophomore Chris Brandon is averaging 10.0 ppg., and 11.9 rpg., in HL play, shooting 75.9% (41-of-54) from the field with three double-doubles. Sophomore Antoine Davis ranks fourth in the country and leads the Horizon League in scoring at 23.3 points per game and has netted 14 games with 20 or more points and four 30-point outings on the year.

Last time out, sophomore Alonde LeGrand hit a masterful fadeaway jump shot with three tenths of a second left to give Detroit Mercy a much-needed conference win against the visiting UIC Flames 70-69. Down the stretch, sophomore Antoine Davis hit a three to make it a one-point game and after UIC missed a free throw, LeGrand was able to hit a game-winning shot. Sophomore Marquis Moore led the way with 16 points, seven rebounds and two assists. Brandon finished with 15 points, eight boards and three blocks and Davis added 13 points with four helpers. Detroit Mercy was able to start smooth, as they lead by as many as 16 points in the first half.

Detroit was 2-10 coming in the first matchup this season at the O'Rena. Since, the Titans are 4-6.

### THE NUMBERS



64.7		PPG	▶	69.0
-4.1	◀	Scoring Margin		-7.8
41.8	◀	FG %		38.4
41.7	◀	Opp. FG %		45.0
29.3		3-PT %	▶	32.1
68.0		FT %	▶	79.6
36.0		RPG	▶	36.2
+-	◀	Rebound Margin		-1.3
13.5	◀	Assists		10.8
14.3		TPG	▶	13.7
6.2	◀	SPG		5.9
2.9		BPG	▶	3.3

#### The Metro Series

The Golden Grizzlies and Detroit Mercy branded a rivalry in 2014 that includes competition between the shared 14 intercollegiate sports. Two points are awarded to the school that picks up the victory. In the sport of cross country, golf, track and field, the school with the highest finish at the Horizon League Championships will be awarded the two points. The Golden Grizzlies have dominated the rivalry over the first five seasons, outscoring the Titans 136-38 and currently lead this season's 11-1.

#### Season High From the 10th Starting Lineup

The 71 points from the starting combo of Brechting, Maddox Jr., Hill-Mais, Lampman and Williams last time out against IUPUI was the highest point total tallied by the starting five this season. The starters against Goshen in the season opener combined for 70 points.

#### Going Deep on the Bench

Coach Greg Kampe has been going deep on his bench this season, most recently playing 13 Golden Grizzlies against UIC. Kampe went 13-deep on the roster for the first time this season against Wright State and has gone 12 deep on seven occasions this season and at least 10 in 18 games this season. Last time out, Kampe went nine deep against IUPUI - the fewest he's played since nine against Detroit on Dec. 28.

**2019-20 HORIZON LEAGUE PLAYERS OF THE WEEK****Nov. 11 – Daniel Oladapo, Oakland**

Nov. 18 – Marcus Burk, IUPUI  
 Nov. 25 – Dantez Walton, Northern Kentucky  
 Dec. 2 – Dantez Walton, Northern Kentucky  
 Dec. 9 – Dantez Walton, Northern Kentucky  
 Dec. 16 – Tyler Sharpe, Northern Kentucky  
 Dec. 23 – JayQuan McCloud, Green Bay  
 December 31 – Loudon Love, Wright State  
 January 6 – Torrey Patton, Cleveland State  
 January 13 – TeJon Lucas, Milwaukee  
 January 19 – Tyler Sharpe, Northern Kentucky  
 January 26 – Marcus Burke, IUPUI

**2019-20 HORIZON LEAGUE FRESHMAN OF THE WEEK**

Nov. 11 – Amari Davis, Green Bay  
 Nov. 18 – Mike DePersia, IUPUI  
 Nov. 25 – Grant Basile, Wright State  
 Dec. 2 – Amari Davis, Green Bay  
 Dec. 9 – Amari Davis, Green Bay  
 Dec. 16 – Amari Davis, Green Bay  
 Dec. 23 – Tanner Holden, Wright State  
 December 31 – Blake Lampman, Oakland  
 January 6 – Amari Davis, Green Bay  
 January 13 – Blake Lampman, Oakland  
 January 19 – Amari Davis, Green Bay  
 January 26 – Tanner Holden, Wright State

**OAKLAND INDIVIDUAL LEADERS****CONSECUTIVE DOUBLE-FIGURE POINTS**

Xavier Hill-Mais..... 18

**CAREER DOUBLE-FIGURE POINTS (2019-20)**

Xavier Hill-Mais..... 56 (21)  
 Brad Brechting..... 29 (10)  
 Rashad Williams..... 21 (3)  
 Tray Maddox Jr..... 19 (9)  
 Daniel Oladapo..... 8 (8)  
 Blake Lampman..... 7 (7)  
 Kevin Kangu..... 5 (5)  
 Madison Monroe..... 2 (2)

**CAREER 20 OR MORE POINTS (2019-20)**

Xavier Hill-Mais..... 18 (4)  
 Brad Brechting..... 7 (3)  
 Williams..... 3 (0)  
 Daniel Oladapo..... 2 (2)  
 Tray Maddox Jr..... 1 (0)  
 Kevin Kangu..... 1 (1)

**CAREER 30 OR MORE POINTS (2019-20)**

Xavier Hill-Mais..... 4 (0)  
 Brad Brechting..... 1 (0)

**CAREER DOUBLE-FIGURE REBOUNDS (2019-20)**

Xavier Hill-Mais..... 11 (5)  
 Brad Brechting..... 10 (5)  
 Daniel Oladapo..... 2 (2)

**CAREER DOUBLE-FIGURE ASSISTS (2019-20)****CONSECUTIVE GAMES WITH AT LEAST ONE**

3-POINTER  
 Blake Lampman..... 7  
 Rashad Williams..... 4

**CAREER DOUBLE-DOUBLES (2019-20)**

Xavier Hill-Mais..... 11 (5)  
 Brad Brechting..... 8 (3)  
 Daniel Oladapo..... 3 (2)

**STARTING LINEUPS, POINTS AND PERCENT OF OFFENSE**

Date	Opponent	Oakland starting lineup	Lineup Record	Pts	% of Offense	W/L
11/5	Goshen	Brechting, Hill-Mais, Kangu, Maddox Jr., Oladapo	1-0	70	74	W
11/8	Delaware	Brechting, Hill-Mais, Kangu, Maddox Jr., Oladapo	1-1	50	94	L
11/9	UTSA	Brechting, Hill-Mais, Kangu, Maddox Jr., Oladapo	2-1	66	85	W
11/10	Southern Illinois	Brechting, Pittman Jr, Kangu, Maddox Jr., Oladapo	1-0	56	92	W
11/16	Maryland	Brechting, Hill-Mais, Kangu, Maddox Jr., Oladapo	2-2	34	68	L
11/18	Hartford	Brechting, Hill-Mais, Kangu, Maddox Jr., Oladapo	3-2	53	88	W
11/25	Northern Illinois	Brechting, Hill-Mais, Kangu, Pittman Jr., Oladapo	0-1	34	68	L
11/30	Toledo	Brechting, Hill-Mais, Kangu, Maddox Jr., Oladapo	3-3	45	71	L
12/3	Western Michigan	Brechting, Hill-Mais, Kangu, Maddox Jr., Oladapo	4-3	56	78	W
12/7	Bowling Green	Brechting, Hill-Mais, Kangu, Maddox Jr., Lampman	0-1	56	86	L
12/14	Michigan State	Brechting, Hill-Mais, Kangu, Maddox Jr., Oladapo	4-4	25	51	L
12/18	Syracuse	Brechting, Hill-Mais, Monroe, Maddox Jr., Oladapo	0-1	50	81	L
12/21	Fairfield	Brechting, Hill-Mais, Monroe, Maddox Jr., Oladapo	0-2	47	80	L
12/28	Detroit Mercy	Brechting, Hill-Mais, Kangu, Maddox Jr., Oladapo	5-4	54	69	W
1/3	Wright State	Brechting, Hill-Mais, Kangu, Maddox Jr., Oladapo	5-5	53	77	L
1/5	Northern Kentucky	Brechting, Hill-Mais, Kangu, Maddox Jr., Oladapo	5-6	44	69	L
1/9	Youngstown State	Brechting, Hill-Mais, Kangu, Maddox Jr., Monroe	0-1	45	75	L
1/11	Cleveland State	Brechting, Hill-Mais, Monroe, Goodline, Maddox Jr.	1-0	34	50	W
1/16	Green Bay	Brechting, Hill-Mais, Kangu, Maddox Jr., Williams	0-1	64	93	L
1/18	Milwaukee	Brechting, Hill-Mais, Maddox Jr., Williams, Monroe	0-1	49	72	L
1/23	UIC	Brechting, Hill-Mais, Maddox Jr., Williams, Monroe	0-2	50	74	L
1/25	IUPUI	Brechting, Hill-Mais, Maddox Jr., Williams, Lampman	0-1	71	84	L

**Lampman Dialing In From Range**

Blake Lampman has hit at least one three-pointer in seven-straight games and at least three triples 10 times this season. Tray Maddox Jr. had the longest three-point streak of the team this season, putting together 10-consecutive efforts with a triple.

**Brechting Heating Up**

Brad Brechting's 10 points marked four-straight outings for the Cedar Springs native with double digits. Brechting tallied a season-high 26 points at Green Bay on Jan. 16. Brechting has put together consecutive double-digit efforts three times this season - this is the first stretch of four-straight games this year. He tallied 10 or more points in 12-straight games a season ago - a streak that started on Jan. 24, 2019, against IUPUI.

**Built for Defense**

Oakland's defense sits second in the league at 68.77 points surrendered per game. The Golden Grizzlies held opponents to under 60 points four times this season. Opponents have hit just 41.7 percent of their field goals against Oakland, making the Golden Grizzlies' defense second in the Horizon League in the category behind Wright State.

**NET Rankings**

The Golden Grizzlies come into this week the third-highest ranked Horizon team in the most updated NET rankings. The NET relies on game results, strength of schedule, game location, scoring margin, net offensive and defensive efficiency, and the quality of wins and losses. Wright State (113) and Northern Kentucky (144) are the league foes in front of Oakland (236). Detroit enters at 289.

**Willimas Granted Transfer Waiver**

Rashad Williams was named eligible by the NCAA on January 16, announced the League and Director of Athletics Steve Waterfield. Williams transferred from Cleveland State where he averaged 10.8 points and 1.8 rebounds per game during the 2018-19 season and knocked down 91 triples - ranking second in CSU single-season history.

**Nice to Meet You**

Oakland added 10 newcomers to the 2019-20 squad, including three transfers in Kevin Kangu (Vincennes University), Daniel Oladapo (Chipola College) and Rashad Williams (Cleveland State).

**Brechting's Big Night at Green Bay**

Senior center Brad Brechting went for a season-high 26 points last time out at Green Bay. It was his highest point total since dropping 32 at Cleveland State a year ago. Brechting pulled down 14 boards for the third double-double of his season and eighth of his career.

**Lampman Nike #HLMBB Freshman of the Week...Again! Jan. 13**

For the second time since the start of league play on Dec. 28, freshman guard Blake Lampman has been named the Nike #HLMBB Freshman of the Week. Lampman finished Oakland's road trip through Ohio as the Golden Grizzlies' second-leading scorer with 24 total points. He knocked down 58-percent of his attempts from beyond the arc, hitting seven of 12 triples. Lampman has recorded three or more triples in eight games this season and in three-consecutive games. Since the start of the award in 2013-14, Oakland has had four players earn the award at least three times in their rookie campaigns: Kay Felder (7), Jaylen Hayes (6), Isaiah Brock (3) and Braden Norris (3).

Starters at Green Bay



## BY THE NUMBERS

**4**

NBA players in the last 11 years  
(Kendrick Nunn, Kay Felder, Keith Benson & Rawle Marshall)

**6**

Players that led the NCAA in a statistical category since 2009 (Jones/APG, Hamilton/PPG, Bader/3PG, Mondy/SPG, Felder/APG, Nunn/3PG)

**8**

Postseason appearances in the last 10 years (4 CIT, 2 NCAA, 1 Vegas 16, 1 NIT)

**69**

Wins in the Horizon League since becoming a member in July 2013

**625**

Career wins for Coach Kampe, 12th among active DI coaches

**812**

Oakland's all-time wins

**992**

Consecutive games with at least one 3-pointer made

The starting lineup of Brechting, Williams, Hill-Mais, Maddox Jr. and Kangu combined for 93-percent of Oakland's 69 points at Green Bay on January 16. The lineup chipped in 64 points, led by Brechting's 26 and Williams' 16. The 93-percent mark is the second-highest of any starting combination for the Golden Grizzlies this season. Against Delaware, Brechting, Hill-Mais, Kangu, Maddox Jr. and Oladapo accounted for 94-percent of Oakland's offense, combining for 50 points. The Golden Grizzlies are 1-2 when the starters account for 90+ percent of the offense.

### Taming the Phoenix

Green Bay entered Thursday's matchup as the second-highest scoring team in the Horizon League at just over 81 ppg. Oakland held Green Bay under double-digits for eight minutes and started on an 11-0 run before the first media timeout. The 73 points for the Phoenix since Dec. 14 when Green Bay fell to Evansville, 72-62.

### BIG Win at CSU

With the victory at Cleveland State on Jan. 11, Oakland avoided its worst start in Horizon League play in program history. The last time Oakland started 1-3 in the Horizon League was 2017-18. The Golden Grizzlies went on to win five straight after dropping three of the year's first four in conference action and finished the season 10-8 and earned the No. 4 seed in the Horizon League Tournament.

### Hill-Mais: A Leader in the Horizon League

Xavier Hill-Mais' 15.4 points per game ranks seventh in the league, and he is one of five players in the conference with at least 100 made field goals. Hill-Mais has scored in double figures in 18 of 19 games this season and 53 times in his career. His 53.6-percent from the floor is good to lead the conference in the category.

### New Starting Five in Cleveland

For the first time this season, coach Greg Kampe started two freshmen - Zach Goodline and Madison Monroe. It was Goodline's first start. He has played in every game since the start of league play on Dec. 28. Monroe made his second-straight start and fourth of the year. Joining the frosh were Tray Maddox Jr., Brad Brechting and Xavier Hill-Mais. The combination tallied 50-percent of Oakland's total points at Cleveland State - which is the lowest output by a starting unit for the Golden Grizzlies this season.

### Getting to the Line at CSU

Eighteen of Oakland's 30 first half points at Cleveland State came from the free throw line. The Golden Grizzlies finished the game 26-of-37 from the charity stripe. It was the most free throw attempts and makes on the season. The outing prior, at Youngstown State, Oakland went 3-of-6 for the outing from the foul line.

### Kangu Stepping Up

After missing the starting rotation for just the third game this season, Kevin Kangu hit double figures against the Vikings for the first time since Nov. 18 against Hartford where he finished with 11. Kangu started the season averaging 10.7 ppg through the first six games of the year. Kangu knocked down two triples marking the first time he has hit multiple three-pointers since the season opener against Goshen on Nov. 5.

### Goodie Goodline

Zach Goodline appeared to be redshirting this season before seeing his first game action against Detroit on Dec. 28. Since, Goodline has appeared in every game, including starting against Cleveland State. Against the Vikings, he notched the first points of his college career, knocking down 6-of-6 from the free throw line. He was 0-for-2 from the floor.

### Monroe's Emergence

Freshman Madison Monroe made his fourth start of the season last timeout. Last week, Monroe notched the second double-figure game of his career - scoring 10 at Youngstown State.

### Tray For Trey

Sophomore Tray Maddox Jr. had knocked down at least one triple in 10-straight efforts before going 0-for-2 at Cleveland State on Jan. 11. Maddox Jr. has hit a three-pointer in 14 of 18 games this season.

### Lampman Finding His Shot

For the eighth time this season, Blake Lampman knocked down at least three triples at Cleveland State. His career-high came at Toledo on November 30 when the Haslett, Michigan, native went 5-of-10 from range. Oakland is 4-4 when Lampman hits at least three from beyond the arc.

### Lampman Named Nike #HLMBB Freshman of the Week - December 31

Freshman guard Blake Lampman was named the Freshman of the Week by the Horizon League on December 31. In the Golden Grizzlies' lone outing last week, Lampman finished with 12 points and a career-high five assists. Heading into the matchup with #MetroSeries rival Detroit Mercy, the Haslett, Michigan, native had been struggling from beyond the arc, going 1-of-15 over the previous

## THE LAST TIME OAKLAND...

SCORED 100+ POINTS 101 vs. YSU inside the O'rena (2/21/17)	34 by Western Michigan at University Arena (11/26/13)	OPPONENT PLAYER MADE 6 OR MORE 3-PT FIELD GOALS 7 by Bryn Forbes, Michigan State, at The Palace (12/22/15)
SCORED 90-99 POINTS 94 vs. Goshen in the O'rena (11/5/19)	OAKLAND HAD 50 OR MORE REBOUNDS 55 at Washington in Alaska Airlines Arena (12/19/15)	OPPONENT PLAYER MADE 10 OR MORE FREE THROWS 12 by Antoine Davis, Detroit Mercy, O'rena (12/28/19)
SCORED LESS THAN 50 POINTS 44 vs. Cleveland State at Little Caesars Arena (3/5/18)	OAKLAND HAD 25 OR MORE OFFENSIVE REBOUNDS 27 vs. Southern University at the Sears Centre (11/26/10)	OAKLAND PLAYER HAD 15 OR MORE REBOUNDS 15 by Brad Brechting vs. Youngstown State in the O'rena (3/6/19)
SCORED LESS THAN 40 POINTS 30 at Northwestern in Welsh-Ryan Arena (11/21/98)	OAKLAND HAD 30 OR MORE DEFENSIVE REBOUNDS 35 vs. Northern Kentucky at Little Caesars Arena (3/11/19)	OPPONENT PLAYER HAD 15 OR MORE REBOUNDS 18 by Chris Brandon, Detroit Mercy, at the O'rena (12/28/19)
SHOT 60% OR BETTER .600 (28-47) at Fairfield in Alumni Hall (12/6/18)	OPPONENT HAD 50 OR MORE REBOUNDS 54 by Michigan St at LCA (12/14/19)	OAKLAND PLAYER HAD A TRIPLE-DOUBLE Kay Felder (29 pts, 10 ast, 10 rebs vs. ETSU in Mandalay Bay (3/29/16)
SHOT 70% OR BETTER FROM 3-POINT RANGE .778 (7-9) vs. South Dakota State in the O'rena (2/2/08)	OAKLAND PLAYER SCORED 40 OR MORE POINTS 47 by Travis Bader vs. IUPUI in the O'rena (1/24/13)	OAKLAND HAD A 5 OR MORE WINNING STREAK Feb. 16 - March 6, 2019
MADE 40 OR MORE FIELD GOALS 45 vs. South Dakota St. in Sioux Falls Arena (3/7/11)	OAKLAND PLAYER SCORED 30 OR MORE POINTS 32 by Brad Brechting vs. Youngstown State in the O'rena (2/1/19)	OAKLAND HAD AN 8 OR MORE WINNING STREAK Jan. 9-Feb. 26, 2017
MADE 15 OR MORE 3-POINT FIELD GOALS 18 at Hartford in Chase Arena (12/16/18)	OAKLAND PLAYER MADE 15 OR MORE FIELD GOALS 15 by Corey Petros at UIC in the UIC Pavilion (2/4/15)	
MADE 30 OR MORE FREE THROWS 32 vs. Youngstown State in the O'rena (3/6/19)	OAKLAND PLAYER MADE 8 OR MORE 3-PT FG 8 by Kendrick Nunn at Detroit Mercy in Calihan Hall (1/20/18)	
OPPONENT SCORED 100+ POINTS 102 by #3 Kansas at Allen Fieldhouse (11/25/17)	OAKLAND PLAYER MADE 10 OR MORE FREE THROWS 10 by Brad Brechting vs. UIC in the O'rena (2/28/19)	
OPPONENT SCORED 90-99 POINTS 96 by Wright State at the O'rena (1/3/19)	OPPONENT PLAYER SCORED 30 OR MORE POINTS 30 by Levi Bradley, Northern Illinois, at the O'rena (11/25/18)	
OPPONENT SCORED LESS THAN 60 PTS 50 vs. Hartford at the O'rena (11/18/19)	OPPONENT PLAYER MADE 15 OR MORE FIELD GOALS 16 by Albert Owens, Oral Roberts, at the Mabee Center (11/27/17)	
OPPONENT SCORED LESS THAN 50 PTS 47 vs. Defiance in the O'rena (11/19/18)		
OPPONENT SHOT 60% OR BETTER .604 (32-53) by Northeastern at Matthews Arena (12/8/18)		
OPPONENT SHOT 70% OR BETTER FROM 3-PT. .750 (12-16) by Utah State in the Smith Spectrum (3/25/12)		
OPPONENT MADE 40 OR MORE FIELD GOALS 40 by Michigan State in the O'rena (11/17/98)		
OPPONENT MADE 15 OR MORE 3-PT FG 16 by Youngstown State at the O'rena (1/4/16)		
OPPONENT MADE 30 OR MORE FREE THROWS		

two outings. Against the Titans, Lampman found his shot early, finishing the game 4-of-9. Lampman leads Oakland with 27 made triples on the year.

## Surprises Off the Bench vs Wright State

Madison Monroe hit a career-high 10 points in 24 minutes of action against the Raiders. Monroe finished with two assists and a career-best three steals. Babatunde Sowunmi also took advantage of his minutes last time out, dropping a career-high five points and six rebounds - four coming on the offensive glass.

## A Night to Forget

The 96 by Wright State was the most surrendered this season - previously 80 at No. 7 Maryland - and most No. 8 Michigan State scored 99 at the Breslin Center on Dec. 21, 2018. The 30-point deficit with 4:19 to go was the largest deficit Oakland has faced since trailing Michigan State by 29 with 7:41 to play on Dec. 14. The biggest deficit this season came at No. 7 Maryland by 35 with 3:40 to play on Nov. 16.

## Finding the Range vs. Detroit Mercy

The nine made triples by Oakland against Detroit Mercy on Dec. 28 was a season-high. Five different Golden Grizzlies hit from deep, led by Blake Lampman's four. The 78 points by Oakland was the most since the season opener against Goshen, when the Golden Grizzlies posted 94. It was just the fourth time this year that Oakland has scored 70 or more points.

## Dominating the #MetroSeries

The victory last time out over Detroit Mercy gave Oakland a program-best sixth straight win over the Titans. The longest winning streak in the series belongs to Detroit Mercy, winning the first 10 matchups from 1973-2000. Since the flip of the century, the Golden Grizzlies are 12-3 in the series, with the Titans' last victory coming on January 13, 2017.





## GAME 23 at Detroit

### OAKLAND'S RECORD WHEN

Leading Scorer	Record	Win Pct.
Brad Brechting	1-3	.333
Daniel Oladapo	2-1	.667
Tray Maddox Jr.	0-2	.000
Kevin Kangu	1-0	1.00
Xavier Hill-Mais	4-9	.333
Blake Lampman	1-1	.000
Leading Rebounder	Record	Win Pct.
Daniel Oladapo	3-4	.333
Brad Brechting	2-4	.333
Xavier Hill-Mais	4-8	.333
Kevin Kangu	0-1	.000
Babatunde Sowunmi	0-1	.000
Double-Figure Points	Record	Win Pct.
Brad Brechting	1-9	.100
Daniel Oladapo	3-4	.500
Xavier Hill-Mais	6-15	.363
Kevin Kangu	3-1	.667
Blake Lampman	4-3	.667
Tray Maddox Jr.	1-6	.000
Madison Monroe	0-2	.000
Rashad Williams	0-3	.000
Double-Figure Rebounds	Record	Win Pct.
Daniel Oladapo	2-0	1.00
Xavier Hill-Mais	3-2	.667
Brad Brechting	2-3	.333
Double-Figure Assists	Record	Win Pct.
Double-Doubles	Record	Win Pct.
Daniel Oladapo	2-0	1.00
Brad Brechting	1-2	.500
Xavier Hill-Mais	3-2	.667
Winning at halftime	Record	Win Pct.
	6-3	.800
Tied at halftime	Record	Win Pct.
	0-2	.000
Losing at halftime	Record	Win Pct.
	1-10	.142
Scores 74 points or less	Record	Win Pct.
	4-14	.300
Scores 75 points or more	Record	Win Pct.
	3-1	.750

### MICHIGAN D1 SCHOOLS IN LEAGUE PLAY

10+ league wins in the last 13 seasons (since 2006-07)

Oakland - 12  
Michigan State - 11  
Michigan - 7  
Western Michigan - 6  
Central Michigan - 4  
Detroit Mercy - 3  
Eastern Michigan - 1

### OAKLAND VERSUS RANKED

The Golden Grizzlies have faced a ranked opponent in every season except one (2005-06), posting an overall record of 2-45.

Oakland's two top-25 wins came versus No. 23 Oregon (68-62) at The Palace at Auburn Hills on Dec. 22, 2007, and at No. 7 Tennessee (89-82) on Dec. 14, 2010 inside Thompson-Boling Arena

The Golden Grizzlies played a program-high six teams in 2010-11 and have faced 24 nationally-ranked teams over the last eight seasons, going 1-23 in those games.

Most recently, the Golden Grizzlies fell to No. 16/15 Michigan State on Dec. 14, 2019, 72-49.

### In League Openers

Oakland is 6-1 all-time in Horizon League openers and 4-0 while opening league play in the O'rena since joining the conference in 2013.

### Hill-Mais Hits Career Milestone

With 10 rebounds against the Titans on Dec. 28, Xavier Hill-Mais eclipsed the century mark on the season (109) and the 500 mark in his career (508) in the category. Xavier Hill-Mais' 19 points and 10 rebounds was good for his 10th career double-double and fourth of the campaign. Hill-Mais has scored in double figures in 13 of 14 games this season, and has notched a double-double every time he hits double figures on the glass.

### Hill-Mais & Brechting vs. Fairfield

Hill-Mais' 18 points marks the 12th time this season in 13 outings the senior has reached double figures. He has scored double digits in nine-straight games, and has 47 career outings with 10+ points. Brad Brechting had a game-high 13 rebounds. It was Brechting's seventh double-digit rebounding effort of his career and second this season. Brechting pulled down 12 boards against Southern Illinois on November 10. Brechting's double-double is the second of the season and seventh of his career.

### SportsCenter #SCTop10 - Gettelfinger at No. 2 on Dec. 18

On Wednesday at Syracuse, CJ Gettelfinger ended a 7-0 scoring run by the Orange with a half court shot as the shot clock was expiring. The half-court heave came in at No. 2 on Sportscenter's Top-10, getting beat out only by Cristiano Ronaldo's header on Dec. 18.

### Bright Lights, Big Crowds

Oakland is no stranger to big environments. On three occasions this season the Golden Grizzlies have played in front of 12-plus thousand. (at Maryland 12,989 | vs. Michigan State 18,145 | at Syracuse 16,394).

### BIG in the Paint at Syracuse

The senior duo of Xavier Hill-Mais and Brad Brechting combined for 36 points at Syracuse on Dec. 18. Oakland outscored Syracuse 30-20 in the paint. Hill-Mais' 16 points marks the 11th game this season the senior has scored in double figures. Hill-Mais entered the night as the seventh-leading scorer in the conference. Brechting's 20 points was his first 20-point performance since the season opener against Goshen on November 5. Following the game, Jim Boeheim has this to say about the Oakland bigs, "Their big guys are very good....really good and really strong...even when we trapped them, they shrugged us off and went in. They are a good team. They are physical, tough guys."

### Forcing the Ball Outside vs. Power Five

Against Michigan State and Syracuse, Oakland has forced its opponent to live on the perimeter, as the Spartans and Orange have combined for 77 three-point attempts against the Golden Grizzlies. Oakland is second in the Horizon league in three-point defense, giving up just 31.0-percent of attempts.

### Going Deep into the Bench

Coach Greg Kampe went 12-deep against Syracuse, as Jim Boeheim played just three off the bench. As a result, the Golden Grizzlies' bench outscored the Orange's, 12-5. This season, 12 of the 15 rostered players have seen action.

### Three-Point Woes Continue

Oakland's three-point shooting woes continued in the Carrier Dome, going 4-of-18. Tray Maddox Jr. had two of the four, finishing the game 2-of-3. The rest of the squad combined for 2-of-15. The Golden Grizzlies are shooting 28.1-percent on the year from distance.

### Maddox: Oakland Hoops Over Syracuse Football

Tray Maddox Jr. was a highly touted receiver at Novi High School. He held multiple Division I offers, and the 6-foot-5, 188-pound standout once listed Syracuse as the front-runner before choosing to play basketball over football. He committed to play for Greg Kampe at Oakland, admittedly wrestled with the decision for a few weeks, then came to this conclusion after watching a gut-wrenching clip from Jahvid Best's college highlight tape, saying he'll preserve his body more as a basketball player.

### Forcing No. 16/15 Michigan State Outside

Despite woes on the offensive end, Oakland's defense forced the Spartans out to the perimeter, putting up 33 three-pointers. MSU shot just 21-percent from beyond the arc. Michigan State's 72-point effort was below its season average of 79.2. Only one Spartan hit double-figures - Aaron Henry with 10 points.

### Freshmen Waking Up Late

Blake Lampman and Jackie Harris came alive late against Michigan State, knocking down a pair of three's apiece in the final five minutes of play. This is the second outing this season Harris has hit multiple three-pointers. Lampman has hit a three-ball in five-consecutive outings and leads the



## MID-MAJOR SUCCESS

Entering 2019-20, Oakland is winning 65 percent of its games against mid-major opponents since the 2008-09 season. The Golden Grizzlies are 207-111 against mid-major teams over the last 12 seasons (6-49 vs. Power 5, 15-0 vs. non-D1). Here is a breakdown of the Golden Grizzlies' record:

2008-09:	23-12 overall 21-8 vs. mid-major teams 1-5 vs. Power 5, 1-0 vs. non-D1
2009-10:	26-9 overall 24-3 vs. mid-major teams 0-6 vs. Power 5, 2-0 vs. non-D1
2010-11:	25-10 overall 23-3 vs. mid-major teams 1-7 vs. Power 5, 1-0 vs. non-D1
2011-12:	20-16 overall 18-12 vs. mid-major teams 1-4 vs. Power 5, 1-0 vs. non-D1
2012-13:	16-17 overall 14-12 vs. mid-major teams 0-5 vs. Power 5, 2-0 vs. non-D1
2013-14:	13-20 overall 11-15 vs. mid-major teams 0-5 vs. Power 5, 2-0 vs. non-D1
2014-15:	16-17 overall 14-11 vs. mid-major teams 0-6 vs. Power 5, 2-0 vs. non-D1
2015-16:	23-12 overall 22-9 vs. mid-major teams 1-3 vs. Power 5, 0-0 vs. non-D1
2016-17:	25-8 overall 20-7 vs. mid-major teams 2-1 vs. Power 5, 2-0 vs. non-D1
2017-18:	19-14 overall 19-11 vs. mid-major teams 0-3 vs. Power 5, 0-0 vs. non-D1
2018-19:	16-17 overall 16-15 vs. mid-major teams 0-2 vs. Power 5, 1-0 vs. non-D1
2019-20:	7-15 overall 6-12 vs. mid-major teams 0-3 vs. Power 5, 1-0 vs. non-D1

## POWER-5 WINS

1. Northwestern, 60-41 (1/2/00), Evanston
2. Michigan, 97-90 (11/17/00), Rochester
3. Texas A&M, 90-58 (12/22/07), Rochester
4. No. 23 Oregon, 68-62 (12/22/07), Auburn Hills
5. Oregon, 82-79 OT (11/17/08), Eugene
6. No. 7 Tennessee, 89-82 (12/14/10), Knoxville
7. Tennessee, 89-81 (11/28/11), Rochester
8. Washington, 97-83 (12/19/15), Seattle
9. Georgia, 86-79 (12/23/16), Rochester
10. Clemson, 74-69 (3/14/17), Clemson

A breakdown of Oakland's record vs. the power conferences; ACC (1-6), Big Ten (2-39), Big 12 (1-12), Pac-12 (3-6), SEC (3-8) | Big East (high major, 0-15)

team with 19 on the year.

## Attempt Record at Little Caesars Arena

The 65 total attempts by Oakland versus Michigan State on Dec. 14 is tied for the fourth-highest total by a college basketball team at Little Caesars Arena.

## Creating Second Chances

Daniel Oladapo is second on the team with 74 rebounds. Of those 77, 34 have come on the offensive glass - which ranks third in the conference.

## Losing the Battle on the Glass vs. MSU

Michigan State's 54 rebounds is the first time since 2017 an OU opponent grabbed more than 50 boards against the Golden Grizzlies. The last time it happened was on Jan. 8, 2017, when UIC pulled down 56 rebounds.

## Hill-Mais Early Impact

The Redshirt Senior leads the Horizon League with three double-doubles on the year. Hill-Mais currently is seventh in scoring amongst the league at 15.6 ppg. His 7.7 rebounds per game places him third. Hill-Mais has scored in double figures 12 of 13 games this season, with his season-high 26 coming at Western Michigan on Dec. 3. The redshirt senior joined the 1,000-point club on Dec. 3 at WMU, becoming the 36th player in program history to accomplish the feat

## Kangu Shines at Sunshine Slam

Kevin Kangu was named to the All-Tournament Team at the Sunshine Slam after averaging 12.7 ppg, 5.0 rebs. And 6.0 in three games

## Oladapo Earns POTW Plaudits

Oladapo earned Nike Horizon League Player of the week honors (11/11) after he led the Golden Grizzlies over the course of their four-game week averaging 13.8 points and 7.5 rebounds to guide Oakland to a 3-1 record to start the season

## Golden Cubs with Early Action

Oakland's roster features seven true freshmen. Five of the seven frosh have seen playing time this season, with Blake Lampman appearing in all 11 games and starting one. Fellow freshman Jackie Harris has also appeared in 11 games this season, averaging 9.1 minutes per game.

## #NunnBetter Turnin' Up the Heat

After spending time in the G League for the Golden State Warriors, Kendrick Nunn has exploded onto the NBA scene in his rookie season. Nunn is averaging over 30 minutes per game. His 45.2-percent from the floor has powered 16.2 points per game, which ranks third among all NBA rookies. On Dec. 10 against the Atlanta Hawks, Nunn set career highs in points (35) and rebounds (6), coming one point shy of the Miami Heat Rookie record for points in a single-game.

## NEW FACES

Oakland welcomes 10 newcomers to the 2019-20 squad including three transfers in Kevin Kangu (Vincennes University), Daniel Oladapo (Chipola College) and Rashad Williams (Cleveland State).

Oakland returns 38 percent of its minutes played from last season (2,488 out of 6,625). Starters Xavier Hill-Mais, Brad Brechting and Tray Maddox Jr. make up 93 percent of the returning minutes from last season.

## Pct. Name (Minutes played in 2018-19)

41%	Xavier Hill-Mais (1,025)
28%	Brad Brechting (708)
24%	Tray Maddox Jr. (607)
5%	Kenny Pittman Jr. (110)
2%	Babatunde Sowunmi (38)

Oakland returns 44 percent of its points from a season ago (1,132 out of 2,532). Hill-Mais accounts for 53 percent of the Golden Grizzlies returning points.

## Pct. Name (Points scored in 2018-19)

53%	Xavier Hill-Mais (604)
28%	Brad Brechting (312)
18%	Tray Maddox Jr. (200)
1%	Kenny Pittman Jr. (12)
>1%	Babatunde Sowunmi (4)

## MR. 600

On Feb. 19, 2018 against Cleveland State, Greg Kampe earned his 600th career victory, becoming the (then) 15th active coach to reach the 600-win milestone in Division I.

## UP THERE WITH THE BEST

Last season the Golden Grizzlies ranked inside the NCAA's top-50 in six statistical



## GAME 23 at Detroit

### PLAYING THE BEST IN THE COUNTRY

Oakland has faced 36 ranked teams the last 14 seasons, 18 against top-10 opponents and three against the No. 1 team in the country. Here is a breakdown of the teams Oakland has faced;

Alabama (2)  
Arkansas (2)  
Arizona (2)  
Cal  
Cincinnati  
Clemson  
Georgia  
Gonzaga  
Illinois  
Indiana  
Iowa  
Iowa State  
Kansas (3)  
Kansas State  
Purdue  
Marquette (2)  
Maryland (2)  
Memphis  
Michigan (4)  
Michigan State (12)  
North Carolina  
Ohio State  
Oregon (3)  
Pittsburgh (4)  
Syracuse (2)  
Texas  
Tennessee (3)  
UCLA (3)  
Virginia  
Washington  
West Virginia (2)  
Wisconsin  
Xavier

A breakdown of Oakland's record since 2006-07:

7-52 vs. Power 5 conference teams (.121 winning pct.)  
16-0 vs. non-D1 teams (1.000 winning pct.)

\*\* This includes Gonzaga, Memphis and Xavier (all three were ranked when Oakland faced them)

### POWER-5 CONFERENCE IN THE O'RENA

Oakland has welcomed six power-five conference opponents to the Athletics Center O'rena, posting a 4-2 record in those contests

No. 5 Michigan State | L, 96-66 (11/17/98)

3,405 in attendance

Michigan | W, 97-90 (11/17/00)

4,005 in attendance

No. 5 Missouri | L, 90-85 (11/29/03)

2,435 in attendance

Texas A&M | W, 90-58 (12/6/03)

2,435 in attendance

Tennessee | W, 89-81 (11/28/11)

3,755 in attendance

Georgia | W, 86-79 (12/23/16)

4,063 in attendance

categories:

- Assists per game: 8th (led HL)
- Total assists: 14th
- Three point FG percentage: 17th (led HL)
- Assist-to-turnover ratio: 21st (led HL)
- Three pointers per game: 32nd
- Three pointers made: 39th (led HL)

### HELPING HANDS

Last season, Oakland dished out 580 assists as a team, the most in its Division I era and since the 1994-95 season.

### A LOOK BACK AT 2018-19

The Golden Grizzlies finished the season with a 16-17 overall record, going 11-7 in league play and advancing to its second-straight Horizon League Tournament Semifinal game.

Xavier Hill-Mais earned first team all-league honors while Braden Norris was named to the all-freshman team.

By going 11-7 in conference play, Oakland has recorded 10 or more league wins in 12 of the last 13 seasons, the most of any Michigan Division I school in that span.

For the first time in Greg Kampe's 35 years as Oakland's head coach, four different Golden Grizzlies scored 30 points or more in a game this season (Hill-Mais, Jaevin Cumberland, Karmari Newman and Brad Brechting).

Cumberland finished the regular season leading the Horizon League in total minutes (1,143; fourth nationally) and free throw percentage (89 percent, 15th nationally).

Cumberland made a three-pointer in all 33 games last season.

Brechting averaged 16.5 points and 10 rebounds per game in his final 11 games of 2018-19.

The Golden Grizzlies earned another series sweep over in-state rival Detroit Mercy and have won 11 of the last 14 meetings against the Titans dating back to 2001, including the last five consecutive games.

In the first matchup on Jan. 19, Oakland defeated the Titans 79-73 at Calihan Hall. The Golden Grizzlies and Titans met for a rematch at the O'rena on Feb. 23, and it was all Oakland from start to finish. Oakland cruised to a 95-75 win in front of an O'rena record crowd of 4,141. The 20-point win was the largest margin of victory in the series since 2001.

### OAKLAND AT THE LEAGUE TOURNAMENT

Oakland is 17-15 all-time in Division I league tournaments, becoming eligible in 2002.

The Golden Grizzlies are 3-6 all-time in Horizon League tournament (five appearances).

Oakland won its first-ever Horizon League postseason game in a thrilling 96-92 overtime win over Youngstown State in the O'rena (3/4/14).

The Golden Grizzlies are 6-1 all-time as the No. 1 seed, capturing titles in 2010 and '11.

The Black and Gold are 14-8 all-time as the higher seed in the tournament.

### POSTSEASON SUCCESS

Oakland has competed in 17 league tournaments, making five championship game appearances in 2005, '07, '09, '10, and '11

The Golden Grizzlies won three of five championship games (2005, '10, '11)

### OPPORTUNITY KNOCKS

Oakland has built a tradition of quality transfers that have made the most of their second opportunity since beginning competition in Division I (1999-2000):

- Kendrick Nunn, Illinois...HL Player of the Year, 25.9 ppg (2nd in NCAA), signed contract with Golden State Warriors
- Martez Walker, Texas...Two-time all-league selection
- Sherron Dorsey-Walker, Iowa State ... Top-10 in HL in four different categories, NIT win at Clemson
- Percy Gibson, Iowa State ... Scored over 11 ppg as Oakland made Vegas 16 Postseason
- Max Hooper, St. John's/Harvard ... Horizon League Sixth Man of the Year in 2016
- Reggie Hamilton, UMKC ... Led NCAA in scoring (26.1) in 2012
- Laval Lucas-Perry, Arizona/Michigan ... Helped Oakland make CIT Final Four
- Rawle Marshall, Ball State ... Mid-Con Tournament MVP in 2005
- Duke Mondy, Providence ... Led NCAA in steals (2013), Summit League Newcomer of the Year
- Vova Severovas, Wright State ... Two-time all-league player in 2006 and '07
- Courtney Scott, Iowa ... Led Oakland to first-ever NCAA tournament in 2005
- Larry Wright, St. John's ... Part of the consecutive NCAA tournaments in 2010 and '11

## Scoring Leaders in League Play

1. Davis, Antoine - UDM - 23.29
2. Burk, Marcus - IUPUI - 20.14
3. Sharpe, Tyler - NKU - 16.52
4. McCloud, JayQuan - GB - 16.32
5. Minnett, Jaylen - IUPUI - 15.95
6. Davis, Amari - GB - 15.68
- Hill-Mais, Xavier - Oak - 15.68
8. Roy, Darius - MKE - 15.60
9. Quisenberry, Darius - YSU - 15.59
10. Love, Loudon - WSU - 15.12
11. Lucas, Te'Jon - MKE - 15.00
12. Wampler, Bill - WSU - 14.76
13. Ferguson, Tarkus - UIC - 14.16
14. Eichelberger, Algevon - CSU - 13.47
15. Faulkner, Trevon - NKU - 12.95
16. Holden, Tanner - WSU - 11.32
17. Gentry, Cole - WSU - 11.18
18. Pipes, Pj - GB - 10.90
19. Boahen, Godwin - UIC - 10.59
20. Thomas, Josh - MKE - 10.29

## Rebounding Leaders in League Play

1. Goss, Elyjah - IUPUI - 11.55
2. Love, Loudon - WSU - 9.94
3. Bohannon, Naz - YSU - 8.59
4. Hill-Mais, Xavier - Oak - 7.59
- Brandon, Chris - UDM - 7.59
6. Holden, Tanner - WSU - 7.27
7. Eichelberger, Algevon - CSU - 6.47
8. Brechting, Brad - Oak - 6.45
9. Nelson, Adrian - NKU - 6.22
10. Akuchie, Michael - YSU - 5.91
11. Abram, DeAndre - MKE - 5.80
12. Oladapo, Daniel - Oak - 5.59
- Miller, Justin - UDM - 5.59
14. Ferguson, Tarkus - UIC - 5.42
15. Gomillion, Tre - CSU - 5.41
16. Adheke, Silas - NKU - 5.29
17. Bridges, Braelen - UIC - 5.05
18. Weatherford, Grant - IUPUI - 5.05
- McCloud, JayQuan - GB - 5.05
20. Patterson, Manny - GB - 4.95

• Dan Waterstradt, Rutgers ... Helped Golden Grizzlies reach postseason in 2009

## A SEVENTH YEAR IN THE HORIZON LEAGUE

The Golden Grizzlies are 92-62 (.597) against Horizon League opponents since becoming a Division I institution. Here is a breakdown in the D1 era:

Cleveland State (8-9)  
 Detroit Mercy (11-4)  
 Green Bay (8-8)  
 IUPUI (24-16)  
 Milwaukee (7-6)  
 Northern Kentucky (5-4)  
 UIC (11-2)  
 Wright State (6-11)  
 Youngstown State (13-4)

In its first four seasons in the HL, Oakland improved its league win total every year: seven (2013-14), 11 (2014-15), 13 (2015-16), 14 (2016-17)

The Golden Grizzlies' record vs. the league since joining in 2014 in HL tournament;

Cleveland State (0-1)  
 Detroit Mercy (0-0)  
 Green Bay (0-0)  
 IUPUI (1-0)  
 Milwaukee (0-0)  
 Northern Kentucky (0-1)  
 UIC (0-1)  
 Wright State (0-2)  
 Youngstown State (2-1)

## DO YOU REMEMBER?

Oakland went an outstanding 70-18 over its last 88 games vs. Summit League opponents, including the last four league tournaments. The Golden Grizzlies posted back-to-back league record of 17-1 seasons in 2009-10 and '10-11, earning 14 and 13 seeds in the NCAA tournaments

Oakland holds the all-time Summit League record for consecutive league wins at 20 (2009-10, '10-11) and won 10 or more league games in seven consecutive seasons. The Golden Grizzlies set a new league record with three postseason wins en route to the 2012 CollegeInsider.com Postseason tournament semifinals

## SUCCESS IN THE HORIZON LEAGUE

Entering the 2019-20 season, the Golden Grizzlies have already made a name for themselves in the Horizon League as one of the winningest teams in its history. Here is the breakdown:

## WINNING PERCENTAGE IN LEAGUE GAMES (Minimum three seasons)

Coach	School	Years	W-L	PCT.
1. Brad Stevens	Butler	2007-12	73-17	.811
2. Bruce Pearl	Milwaukee	2001-05	51-13	.797
3. Bryce Drew	Valparaiso	2011-16	65-19	.774
4. Pete Gillen	Xavier	1985-94	83-25	.769
5. Scott Nagy	Wright State	2016-Pr.	38-16	.704
6. Brad Brownell	Wright State	2006-10	49-21	.700
7. Dick Acres	Oral Roberts	1982-85	29-13	.690
8. Todd Lickliter	Butler	2001-07	65-31	.677
9. Gene Sullivan	Loyola	1980-89	72-59	.649
10. Ken Hayes	Oral Roberts	1979-82	18-10	.643
11. Greg Kampe	Oakland	2013-Pr.	66-38	.635
12. Jim Crews	Evansville	1985-94	68-40	.630
13. John Brannen	Northern Ky.	2015-19	45-27	.625
14. Barry Collier	Butler	1989-00	93-56	.624
15. Perry Watson	Detroit	1993-08	131-95	.580

## PURDUE UNIVERSITY FORT WAYNE TO JOIN HORIZON LEAGUE IN 2020

Purdue University Fort Wayne announced Aug. 6, 2019 that it will join the Horizon League and will begin competition during the 2020-2021 academic year. Purdue Fort Wayne will officially join the League on July 1, 2020.

The Purdue Fort Wayne Mastodons are entering their second full season of play under the Pur-





## GAME 23 at Detroit

### Last Time Out: L, 89-85 OT vs IUPUI

ROCHESTER, Michigan - Oakland Men's Basketball and IUPUI needed extra time to determine a winner on Saturday, January 25, at the O'Rena. The Golden Grizzlies ran out of answers late, falling 89-85. Senior forward Xavier Hill-Mais led five Golden Grizzlies in double figures with 20.

Hill-Mais notched his fourth game of the season with 20 or more points and 18th of his career. The Greensboro, North Carolina, native finished with eight rebounds.

Senior center Brad Brechting pulled down 13 rebounds to go with 10 points for the fourth double-double of his season.

Sophomore guard Rashad Williams turned in a season-high 18 points, knocking down five triples. Thirteen of his 18 made field goals this season have come from range. Freshman guard Blake Lampman is the only other Golden Grizzly to hit five three-pointers in one game. Lampman accomplished the feat back on November 30 at Toledo, going 5-of-10.

Lampman led Oakland (7-15, 2-7 HL) with 12 points at the break - highlighted by three field goals from three-point land. The Haslett native would finish with 12 points on the afternoon. Tray Maddox Jr. rounded out the Golden Grizzlies' double-figure performers with 11 - going 3-for-4 from beyond the arc in the second half.

Junior guard Kevin Kangu matched his career high in assists, dishing out nine helpers. Kangu finished with six points and zero turnovers. As a team, Oakland committed just seven turnovers - this afternoon was the first outing the Golden Grizzlies committed fewer than 10 turnovers in a game on the season and the fewest since last year's season opener against Toledo (four turnovers).

Oakland's 85 points were the most in a single-game since the season opener on November 5 - the Golden Grizzlies put up 94 on Goshen.

The Jaguars' (6-16, 2-7 HL) offense ran through Marcus Burk and Jaylen Minnett. The guard-duo combined for 69 of IUPUI's 89 points. Burk finished with a game-high 39, as Minnett had 30. Elijah Goss entered the day as the Horizon League's leading rebounder at 11.24 boards per game. Goss pulled down a game-best 18 rebounds.

With 3:45 to play in overtime, Kangu knotted the game, for what would be the final time, at 78-78. The Jaguars came down with an answer, as Minnett hit his sixth three-pointer of the game. Despite a Hill-Mais bucket on the ensuing possession, Burk once again traded an Oakland two for an IUPUI triple - pushing the deficit back to four.

Williams cut it to a one possession game, 88-85, with seven seconds remaining, but a free throw on the other end sealed the game.

The Jaguars led for more than 38 minutes of game action but couldn't pull farther away than seven. The game had six lead changes and nine ties.

Next up for Oakland is part two of the Metro Series. The Golden Grizzlies make the 26-mile trek to Detroit Mercy on Friday, January 31. Tipoff is set for 7 pm from Calihan Hall on ESPN3. Oakland took the first matchup of the season on December 28, 78-69, for a program-record sixth-straight win over the Titans.

due brand, which was adopted in July 2018 as part of the university's realignment under the Purdue University system.

The university will continue as a member of the Summit League for the current 2019-2020 academic year.

Purdue Fort Wayne fields teams in 16 NCAA Division I sports and will sponsor 15 teams in the Horizon League: men's and women's basketball, baseball, softball, men's and women's cross country, men's and women's indoor track and field, men's and women's outdoor track and field, men's and women's golf, men's and women's soccer, and women's volleyball. The men's volleyball program will continue to compete in the Midwestern Intercollegiate Volleyball Association.

### OAKLAND COMPETES IN INAUGURAL SUNSHINE SLAM

Oakland is one of four teams that played in the inaugural Sunshine Slam Nov. 8-10 at Silver Spurs Arena in Kissimmee, Florida.

Delaware, Oakland, Southern Illinois, and UTSA comprised the tournament field. Kevin Kangu was named to the All-Tournament team

### KAMPE MILESTONE WINS

Win	Date	Score, Opponent	Note
1	11/26/84	69-68, NE Illinois	First win as collegiate head coach
46	2/26/87	71-60, Michigan Tech	First 20-win season for Oakland
100	1/25/90	87-75, Michigan Tech	100th win in 159 games
158	12/18/94	86-65, Toledo	First win over Division I opponent
172	3/8/94	105-98, Quincy	Oakland's first NCAA tournament game and win
200	1/4/96	90-81, Lake Superior St.	324 games into his career
212	2/24/96	104-77, Ferris State	First-ever GLIAC regular-season title
237	3/7/97	75-72, Indianapolis	Led Oakland to first Sweet 16
252	11/15/99	72-71, Illinois State	First win as a Division I school
266	12/4/00	78-65, Southern Utah	Oakland earns first Summit League win
277	2/26/00	86-84 (OT), Oral Roberts	First Summit League title in first yr. in league
278	11/17/01	97-90, Michigan	Oakland defeats Michigan for first time
300	1/31/02	84-60, Southern Utah	Oakland attains first winning record in D-I
343	2/26/05	94-89 (OT), IUPUI	Kampe reaches 50 wins in Summit League
348	3/8/05	61-60, Oral Roberts	Oakland wins Summit League tournament
349	3/15/05	79-69, Alabama A&M	First NCAA D-I tournament win
385	12/22/07	68-62, #23/21 Oregon	Oakland's first win over D-I ranked opponent
400	12/4/08	84-78, UMKC	Becomes 34th active D-I coach to reach 400
416	3/8/09	75-62, IPFW	First 20-win season in D-I
419	3/17/09	80-74, Kent State	First Collegelinsider.com tournament win
439	2/13/10	83-71, UMKC	Back-to-Back 20-win seasons
445	3/9/10	76-64, IUPUI	Second Summit League tournament title
450	12/4/10	99-62, UMKC	Moved into 3rd all-time in league wins
451	12/14/10	89-82, #7/7 Tennessee	Highest ranked team beaten at D-I
452	12/20/10	103-79, Rochester College	200th win in Division I
459	1/22/11	83-76, North Dakota St.	Summit League record 17th straight win
462	2/3/11	88-65, Western Illinois	20th consecutive league win/New record
465	2/19/11	105-96, South Dakota St.	3rd consecutive 20-win season, 9th overall
470	3/8/11	90-76, Oral Roberts	2nd straight league tourney title and NCAA berth
475	11/28/11	89-81, Tennessee	7th win over Power-5 opponent; 2nd straight over UT
490	3/20/12	77-70, RICE	Set league record with 3rd postseason win
500	1/26/13	67-60, WESTERN ILLINOIS	Became 5th active coach to win 500 at 1 school
512	1/4/14	75-70, VALPARAISO	First Horizon League win
513	1/11/14	77-69, at Detroit	First win inside Calihan Hall, Even D1 series with UDM
516	2/14/14	83-82 (OT), DETROIT	First Horizon League sweep over the Titans
519	3/4/14	96-92 (OT), YOUNGSTOWN STATE	First HL tournament win, first home league tourney game
525	1/15/15	69-66, GREEN BAY	Defeated Green Bay for first time in Horizon League play
527	1/26/15	59-56, CLEVELAND STATE	First-ever win over the Vikings
532	2/15/15	83-78, DETROIT	Won first-ever Michigan Sports Hall of Fame Cup
550	2/1/16	85-74, at Northern Kentucky	300th career conference victory
568	12/23/16	86-79, vs. Georgia	Fourth Power-5 conference win at home (4-2 all-time)
578	2/17/17	82-71, vs. VALPARAISO	1,000th career game coached
582	2/26/17	86-75, at Milwaukee	First ever regular season Horizon League Championship
583	3/14/17	74-69, at Clemson	First win over ACC opponent, first NIT win
600	2/16/18	82-66, at Cleveland State	15th active D-I coach to reach 600 wins
613	2/2/19	83-68, vs. Cleveland State	Oakland earns 800th win as a program



## HEAD COACH GREG KAMPE

**36th SEASON**

### THE KAMPE FILE

Overall: 625-470 (.575); 360-305 D1 (.549)  
 Overall League Record: 343-211 (.625)  
 1984-98 GLIAC (DII): 128-87 (.595)  
 1999-2013 Mid-Con/Summit: 147-81 (.644)  
 2014-Pres. Horizon: 69-46 (.632)  
 Born: Dec. 9, 1955  
 Hometown: Defiance, Ohio  
 Education: B.S. in Business and Journalism, Bowling Green State University, 1978; M.S. in Physical Education, Toledo, 1979  
 Family: Wife Susan, three sons, Keith (Oakland baseball alum), Branch (former LSU football player) and Press (Attended Berklee College of Music)  
 Coaching Career: Head Coach, Oakland University, 1984-present; Assistant Coach, Toledo, 1979-84; Graduate Assistant, Toledo, 1978-79  
 Playing Career: Bowling Green, 1975-78 (football and basketball)

### KAMPE BY THE NUMBERS

*Most seasons with current school (Division I)*

1. Jim Boeheim, Syracuse	44th season
2. Mike Krzyzewski, Duke	40th season
3. Greg Kampe, Oakland	36th season

*Most wins by active Division I coaches (through 12/10)*

1. Mike Krzyzewski, Duke	1,141
2. Jim Boeheim, Syracuse	951
3. Roy Williams, North Carolina	877
4. Bob Huggins, West Virginia	867
5. Cliff Ellis, Coastal Carolina	770
6. John Calipari, Kentucky	715
7. Rick Barnes, Tennessee	699
8. Bill Self, Kansas	688
9. Dana Altman, Oregon	652
10. Jim Larranaga, Miami (FL)	650
11. Lon Kruger, Oklahoma	646
12. Greg Kampe, Oakland	625
13. Kelvin Sampson, Houston	621
14. Tubby Smith, High Point	615
15. Tom Izzo, Michigan State	612

! Record reflects 101 wins vacated between 2004-07 and 2010-12 by the NCAA

- Greg Kampe has been on the Oakland sidelines for 36 years and is the third-longest tenured coach at one school in Division I. Kampe has led the Golden Grizzlies to three NCAA tournaments (2005, 2010, 2011) and coached four NBA players over the last 14 years.

- He became the fourth active D1 coach to win 600 games at one school in 2018. He finished third all-time in The Summit League with 147 league victories and earned a league-best five coach of the year selections

### A CLOSER LOOK AT KAMPE

- Is No. 12 among active Div. 1 coaches in career wins.

- Inducted into Michigan Sports Hall of Fame in 2017.

- National Coach of the Year by *CollegeInsider.com* in 2000, after leading Oakland to the Mid-Con regular-season title in the Golden Grizzlies first season of D-I competition.

- 1 of 2 Oakland coaches to be inducted into the Hollie L. Lepley Hall of Honor while still active; Earning that distinction in Jan. 2012 with longtime swim coach Pete Hovland.

- Led team to a nation's-best 34-2 league record from 2009-11.

- Oakland won six Summit League championships in 14 seasons.

- The Golden Grizzlies are 79-25 (.759) in league play at home since 2008.

- Mid-Major Coach of the Year finalist in 2011.

- Over 30 players have gone on to play professionally, including four in the NBA; Rawle Marshall, Keith Benson, Kay Felder and Kendrick Nunn.

- Brian Gregory (1987-90) continues to hold the all-time school record in assists for a career, single-season and single-game, and now has become a very successful college coach; Gregory has been a head coach at Dayton and Georgia Tech, and was a special assistant to MSU's Tom Izzo in 2016-17. In March of 2017, he was named South Florida's head coach.



# RASHAD WILLIAMS

REDSHIRT SOPHOMORE | 6-2 | 185 | GUARD  
DETROIT, MICH. | WAYNE MEMORIAL | CLEVELAND ST.

1

////////////////////

## CAREER NOTES

Cleveland State (2018-19)

- Played in 31 games and made nine starts
- Named to the Horizon League All-Freshman Team
- Averaged 10.8 points, 1.8 rebounds and shot 40.8 percent from the three-point line
- Led the Horizon League in three-point shooting overall (.408) and in league play (.434)
- Established a Cleveland State freshman record with 91 three-pointers
- Ranked second all-time in Cleveland State single-season history with 91 three-pointers

## CAREER HIGHS (AT CSU)

Points	25	at Illinois State	12/16/18
Rebounds	4	2x, at Oakland	2/2/19
Assists	5	at Oakland	2/2/19
Steals	4	vs. Green Bay	2/7/19
Blocks	1	at Oakland	2/2/19
Minutes	39	at Youngstown State	3/2/19
FG Made	8	2x, vs. Northern Ky.	1/17/19
FG Att.	22	at Oakland	2/2/19
3-pt FG Made	7	at Illinois State	12/16/18
3-pt FG Att.	14	2x IUPUI	1/25/20
FT Made	4	2x, at Northern Ky.	2/23/19
FT Attempts	6	vs. Notre Dame (Ohio)	12/9/18

## GAME-BY-GAME

Opponent	Date	GS	MIN	Total		3-Pointers		Free throws		Rebounds				PF	A	T/O	BLK	STL	PTS	AVG
				FG-FGA	PCT	3FG-3FGA	PCT	FT-FTA	PCT	OFF	DEF	TOT	AVG							
at Green Bay	01/16/2020	*	37:46	6-20	.300	3-12	.250	1-1	1.000	0	4	4	4.0	2	2	5	0	0	16	16.0
at Milwaukee	01/18/2020	*	37:47	2-12	.167	2-11	.182	2-2	1.000	0	5	5	4.5	5	2	3	0	0	8	12.0
UIC	01/23/2020	*	32:54	4-14	.286	3-8	.375	1-2	.500	0	0	0	3.0	3	3	3	0	2	12	12.0
IUPUI	01/25/2020	*	37:07	6-19	.316	5-14	.357	1-2	.500	0	3	3	3.0	3	1	2	0	0	18	13.5
Totals		4	145:34	18-65	.277	13-45	.289	5-7	.714	0	12	12	3.0	13	8	13	0	2	54	13.5

## Player Averages

Games Played	Minutes/game	Points/game	FG Pct	3FG Pct	FT Pct	Rebounds/game	Assists/game	Turnovers/game	Assist/Turnover ratio	Steals/game	Blocks/game
4	36.4	13.5	27.7	28.9	71.4	3.0	2.0	3.3	0.6	0.5	0.0

## SEASON HIGHS

Points	18	1/25/20	IUPUI
Minutes	38	2x 1/18/20	at Milwaukee
FG Made	6	2x 1/25/20	IUPUI
FG Attempts	20	1/16/20	at Green Bay
3-Pt FG Made	4	1/25/20	IUPUI
3-Pt FG Att	14	1/25/20	IUPUI
FT Made	2	1/18/20	at Milwaukee
FT Attempts	2	2x 1/23/20	UIC
Rebounds	5	1/18/20	at Milwaukee
Assists	3	1/23/20	UIC
Blocks			
Steals	2	1/23/20	UIC

## SEASON NOTES

- Granted transfer waiver on Jan. 16
- Made Oakland debut and first Golden Grizzly start at GB - scoring 16 points

## HOOP SCOOPS

Favorite player of all-time is Allen Iverson

Loves Music

Likes to travel the world



**TRAY MADDOX JR.**SOPHOMORE | 6-4 | 200 | GUARD  
NOVI, MICH. | NOVI

////////////////////

**CAREER NOTES**

2018-19

- Appeared in 30 games, making 20 starts
- Averaged 6.7 points and 2.4 rebounds
- Scored in double figures nine times
- Oakland went 7-2 when he scored in double figures
- Scored a career high 21 points, his first 20-point game of his career, at IUPUI on Jan. 24, 2019

**CAREER HIGHS**

Points	21	at IUPUI	1/24/19
Rebounds	8	vs. Northern Kentucky	3/11/19
Assists	5	2x, vs. UTSA	11/9/19
Steals	4	at Milwaukee	2/16/19
Blocks	1	5x, IUPUI	1/25/20
Minutes	40	vs. UTSA	11/9/19
FG Made	8	at IUPUI	1/24/19
FG Att.	15	2x, vs. Youngstown State	3/6/19
3-pt FG Made	4	at IUPUI	1/24/19
3-pt FG Att.	7	4x, at BGSU	12/7/19
FT Made	7	vs. UTSA	11/9/19
FT Attempts	9, 2x	at Cleveland State	1/11/20

**SEASON HIGHS**

Points	19	12/07/19	at Bowling Green
Minutes	32, 2x	11/10/20	at Cleveland State
FG Made	6, 2x	1/3/20	vs Wright State
FG Attempts	13	12/28/19	vs Detroit Mercy
3-Pt FG Made	3, 2x	1/25/20	IUPUI
3-Pt FG Att	7, 2x	12/28/19	vs Detroit Mercy
FT Made	5, 2x	1/11/20	at Cleveland State
FT Attempts	9	1/11/20	at Cleveland State
Rebounds	7	11/10/19	vs Southern Ill.
Assists	4, 2x	1/3/20	vs Wright State
Blocks	1, 2x	1/25/20	IUPUI
Steals	3, 2x	1/16/20	at Green Bay

**SEASON NOTES**

- Made first start of the season against Goshen
- Scored 19 points in loss at BGSU on Dec. 7
- Went 2-of-3 from deep against Syracuse, scoring 9 points against the Orange
- Set season highs in assists (4) and steals (3) at Syracuse on Dec. 18
- Scored 18 points against Detroit Mercy on Dec. 28
- Had knocked down a triple in 10-straight outings prior to Jan. 11 at CSU
- Led Oakland in scoring vs. Wright State with 14 points

**GAME-BY-GAME**

Opponent	Date	GS	MIN	Total		3-Pointers		Free throws		Rebounds		PF	A	T/O	BLK	STL	PTS	AVG			
				FG-FGA	PCT	3FG-3FGA	PCT	FT-FTA	PCT	OFF	DEF								TOT	AVG	
Goshen	11/05/2019	*	09:52	0-0	.000	0-0	.000	0-0	.000	0	1	1	1.0	0	1	1	0	0	0.0		
vs Delaware	11/08/2019	*	34:50	4-10	.400	2-5	.400	5-5	1.000	0	2	2	1.5	1	2	3	0	2	15	7.5	
vs UTSA	11/09/2019	*	39:38	4-10	.400	1-5	.200	7-9	.778	0	3	3	2.0	4	5	1	0	1	16	10.3	
vs Southern Ill.	11/10/2019	*	36:08	4-12	.333	2-7	.286	1-2	.500	1	6	7	3.3	1	0	2	0	1	11	10.5	
at Maryland	11/16/2019	*	24:06	2-7	.286	1-5	.200	0-0	.000	0	2	2	3.0	1	0	0	0	1	5	9.4	
Hartford	11/18/2019	*	32:41	1-11	.091	0-3	.000	5-7	.714	1	4	5	3.3	2	1	1	1	2	7	9.0	
at Northern Ill.	11/25/2019	*	31:42	3-7	.429	0-3	.000	5-6	.833	1	3	4	3.4	2	1	1	0	0	11	9.3	
at Toledo	11/30/2019	*	11:07	1-3	.333	1-3	.333	0-0	.000	1	1	2	3.3	4	0	0	0	0	3	8.5	
at Western Mich.	12/03/2019	*	27:55	3-9	.333	2-4	.500	0-1	.000	0	3	3	3.2	0	0	1	0	0	8	8.4	
at Bowling Green	12/07/2019	*	36:39	6-12	.500	3-7	.429	4-4	1.000	2	3	5	3.4	2	2	5	1	1	19	9.5	
vs Michigan St.	12/14/2019	*	28:54	1-8	.125	1-3	.333	0-0	.000	0	0	0	3.1	1	0	4	0	1	3	8.9	
at Syracuse	12/18/2019	*	30:36	3-5	.600	2-3	.667	1-1	1.000	1	1	2	3.0	2	4	4	0	3	9	8.9	
Fairfield	12/21/2019	*	25:00	1-6	.167	1-2	.500	0-0	.000	1	1	2	2.9	3	0	4	1	2	3	8.5	
Detroit Mercy	12/28/2019	*	35:43	6-13	.462	2-7	.286	4-8	.500	0	4	4	3.0	1	1	3	1	2	18	9.1	
Wright St.	01/03/2020	*	30:34	6-11	.545	2-5	.400	0-1	.000	0	1	1	2.9	2	4	0	0	1	14	9.5	
Northern Ky.	01/05/2020	*	35:14	5-14	.357	2-7	.286	1-2	.500	1	3	4	2.9	1	2	2	0	2	13	9.7	
at Youngstown St.	01/09/2020	*	21:31	4-9	.444	1-3	.333	2-2	1.000	0	0	0	2.8	0	3	0	0	0	11	9.8	
at Cleveland St.	01/11/2020	*	37:00	1-9	.111	0-2	.000	5-8	.625	1	2	3	2.8	4	3	2	0	3	7	9.6	
at Green Bay	01/16/2020	*	26:28	3-9	.333	2-6	.333	1-2	.500	1	3	4	2.8	2	1	1	1	3	9	9.6	
at Milwaukee	01/18/2020	*	26:59	1-5	.200	1-1	1.000	2-2	1.000	1	1	2	2.8	5	1	4	0	1	5	9.4	
UIC	01/23/2020	*	20:44	0-1	.000	0-0	.000	0-0	.000	1	1	2	2.8	1	1	2	0	0	0	8.9	
IUPUI	01/25/2020	*	25:07	4-10	.400	3-5	.600	0-0	.000	0	3	3	2.8	3	1	0	1	0	11	9.0	
Totals			21	628:27	63-181	.348	29-86	.337	43-60	.717	13	48	61	2.8	42	33	41	6	26	198	9.0

**Player Averages**

Games Played	Minutes/game	Points/game	FG Pct	3FG Pct	FT Pct	Rebounds/game	Assists/game	Turnovers/game	Assist/Turnover ratio	Steals/game	Blocks/game
22	28.6	9.0	34.8	33.7	71.7	2.8	1.5	1.9	0.8	1.2	0.3

**HOOP SCOOPS**

Played football and had multiple DI offers for football

Is a very good dancer - best on the team perhaps

Can freestyle/sing



## DANIEL OLADAPO

SOPHOMORE | 6-7 | 220 | FORWARD  
BLADENSBURG, MD. | BLADENSBURG | CHIPOLA COLLEGE

# 4

////////////////////

### CAREER NOTES

Chipola College (2018-19)

- All-Panhandle First Team selection
- Panhandle Conference Freshman of the Year
- Appeared in 31 games
- Averaged 14.5 points and eight rebounds per game
- Scored a career high 31 points against Miami Dade College
- Recorded nine double-doubles

### CAREER HIGHS

Points	23	vs. Southern Illinois	11/10/19
Rebounds	12	2x, vs. Hartford	11/18/19
Assists	5	vs. Goshen College	11/5/19
Steals	3	1/9/20 at Youngstown State	
Blocks	1, 5x	at Milwaukee	1/18/20
Minutes	36	at Toledo	11/30/19
FG Made	10	vs. Southern Illinois	11/10/19
FG Att.	13	vs. Southern Illinois	11/10/19
3-pt FG Made	--		
3-pt FG Att.	--		
FT Made	9	vs. Goshen College	11/5/19
FT Attempts	14	vs. Goshen College	11/5/19

### SEASON HIGHS

Points	23	11/10/19	vs Southern Ill.
Minutes	36	11/30/19	at Toledo
FG Made	10	11/10/19	vs Southern Ill.
FG Attempts	13	11/10/19	vs Southern Ill.
3-Pt FG Made	0		
3-Pt FG Att	1	12/03/19	at Western Mich.
FT Made	9	11/05/19	Goshen
FT Attempts	14	11/05/19	Goshen
Rebounds	12	11/18/19	Hartford
Assists	5	11/05/19	Goshen
Blocks	1, 5x	1/18/20	at Milwaukee
Steals	3	1/9/20	at Youngstown State

### SEASON NOTES

- Recorded first double-double of his Oakland career against Goshen (21 pts, 12 rebs)
- Named Nike Horizon League Player of the Week (11/11)
- Oakland is 2-0 this season when recording a double-double

### GAME-BY-GAME

Opponent	Date	GS	MIN	Total		3-Pointers		Free throws		Rebounds				PF	A	T/O	BLK	STL	PTS	AVG	
				FG-FGA	PCT	3FG-3FGA	PCT	FT-FTA	PCT	OFF	DEF	TOT	AVG								
Goshen	11/05/2019	*	27:56	6-10	.600	0-0	.000	9-14	.643	7	5	12	12.0	0	5	1	0	1	21.0		
vs Delaware	11/08/2019	*	31:27	2-8	.250	0-0	.000	2-6	.333	3	5	8	10.0	1	2	3	0	2	6	13.5	
vs UTSA	11/09/2019	*	28:21	2-6	.333	0-0	.000	1-2	.500	2	2	4	8.0	1	0	2	0	1	5	10.7	
vs Southern Ill.	11/10/2019	*	32:18	10-13	.769	0-0	.000	3-4	.750	3	3	6	7.5	2	0	3	0	1	23	13.8	
at Maryland	11/16/2019	*	28:04	1-3	.333	0-0	.000	1-7	.143	3	3	6	7.2	0	2	2	0	0	3	11.6	
Hartford	11/18/2019	*	28:04	4-5	.800	0-0	.000	4-4	1.000	3	9	12	8.0	0	1	4	0	1	12	11.7	
at Northern Ill.	11/25/2019	*	30:56	4-7	.571	0-0	.000	5-6	.833	3	3	6	7.7	1	0	3	0	0	13	11.9	
at Toledo	11/30/2019	*	36:30	6-9	.667	0-0	.000	0-3	.000	6	3	9	7.9	2	4	3	0	1	12	11.9	
at Western Mich.	12/03/2019	*	35:24	4-8	.500	0-1	.000	3-4	.750	1	5	6	7.7	2	2	2	1	1	11	11.8	
at Bowling Green	12/07/2019	*	30:55	3-7	.429	0-0	.000	3-4	.750	1	2	3	7.2	4	1	2	1	0	9	11.5	
vs Michigan St.	12/14/2019	*	25:26	2-7	.286	0-0	.000	2-3	.667	1	1	2	6.7	2	1	1	0	2	6	11.0	
at Syracuse	12/18/2019	*	25:50	1-6	.167	0-0	.000	1-2	.500	1	2	3	6.4	0	1	0	0	0	3	10.3	
Fairfield	12/21/2019	*	22:00	6-8	.750	0-0	.000	4-5	.800	3	5	8	6.5	3	0	2	0	1	16	10.8	
Detroit Mercy	12/28/2019	*	17:41	3-4	.750	0-1	.000	0-1	.000	0	2	2	6.2	0	1	0	0	0	6	10.4	
Wright St.	01/03/2020	*	20:30	4-6	.667	0-0	.000	2-2	1.000	1	2	3	6.0	4	1	2	1	0	10	10.4	
Northern Ky.	01/05/2020	*	14:08	0-2	.000	0-0	.000	0-0	.000	1	1	2	5.8	0	2	1	1	1	0	9.8	
at Youngstown St.	01/09/2020	*	20:38	2-2	1.000	0-0	.000	0-0	.000	2	6	8	5.9	3	1	2	0	3	4	9.4	
at Cleveland St.	01/11/2020	*	20:00	2-4	.500	0-0	.000	2-4	.500	3	4	7	5.9	3	2	4	0	0	6	9.2	
at Green Bay	01/16/2020	*	11:44	0-4	.000	0-1	.000	2-2	1.000	0	2	2	5.7	0	0	2	0	0	2	8.8	
at Milwaukee	01/18/2020	*	19:55	4-5	.800	0-0	.000	1-4	.250	2	4	6	5.8	2	3	0	1	0	9	8.9	
UIC	01/23/2020	*	11:47	0-1	.000	0-0	.000	2-4	.500	1	2	3	5.6	0	1	1	0	0	2	8.5	
IUPUI	01/25/2020	*	21:19	2-6	.333	0-0	.000	4-5	.800	2	3	5	5.6	1	0	1	0	0	8	8.5	
Totals			15	540:53	68-131	.519	0-3	.000	51-86	.593	49	74	123	5.6	31	30	41	5	15	187	8.5

### Player Averages

Games Played	Minutes/game	Points/game	FG Pct	3FG Pct	FT Pct	Rebounds/game	Assists/game	Turnovers/game	Assist/Turnover ratio	Steals/game	Blocks/game
22	24.6	8.5	51.9	0.0	59.3	5.6	1.4	1.9	0.7	0.7	0.2

### HOOP SCOOPS

Loves to ride four-wheelers and dirt bikes

Best freestyle rapper on the team

Football was his first sport - played wide receiver, safety and occasionally defensive end

Avid Fortnite, 2K and Call of Duty player

Loves colorful shoes - almost exclusively wears Nike - his favorite were called Nike Off-White

**EMMANUEL NEWSOME**FRESHMAN | 6-0 | 151 | GUARD  
BOCA RATON, FLA. | WESTLAKE PREP

////////////////////

**CAREER NOTES**

## High School

- Played five seasons with Wade Elite AAU
- AAU team made it to the Elite 8 on two occasions in the Las Vegas Fab 48 tournament and AAU Nationals
- Father, Eric Newsome, was a standout basketball player at Miami (OH) from 1983-88 and ranks fourth all-time in career points for the Redhawks
- Grandfather, Dr. Emanuel "Manny" Newsome, played basketball at Western Michigan from 1960-64 and was the school's all-time leading scorer for more than 45 years

**CAREER HIGHS**

Points	2, 2x 12/14/19	vs Michigan State
Minutes	8 12/03/19	at Western Mich.
FG Made	1 12/14/19	vs Michigan State
FG Attempts	3 11/05/19	Goshen
3-Pt FG Made	0	
3-Pt FG Att	1, 4x 12/18/19	at Syracuse
FT Made	2 11/25/19	at Northern Ill.
FT Attempts	2 11/25/19	at Northern Ill.
Rebounds	3 12/03/19	vs. Michigan State
Assists	2, 2x 1/3/20	vs Wright State
Blocks	0	
Steals	0	

**SEASON HIGHS**

Points	2, 2x 12/14/19	vs Michigan State
Minutes	8 12/03/19	at Western Mich.
FG Made	1 12/14/19	vs Michigan State
FG Attempts	3 11/05/19	Goshen
3-Pt FG Made	0	
3-Pt FG Att	1, 4x 12/18/19	at Syracuse
FT Made	2 11/25/19	at Northern Ill.
FT Attempts	2 11/25/19	at Northern Ill.
Rebounds	3 12/03/19	vs. Michigan State
Assists	2, 2x 1/3/20	vs Wright State
Blocks	0	
Steals	0	

**SEASON NOTES**

- Scored first career points vs. Goshen (11/5)
- Recorded first goal vs Michigan State (12/14)
- Set career highs in field goals, assists and rebounds in seven minutes of action against Michigan State (12/14)

**GAME-BY-GAME**

Opponent	Date	GS	MIN	Total		3-Pointers		Free throws		Rebounds				PF	A	T/O	BLK	STL	PTS	AVG
				FG-FGA	PCT	3FG-3FGA	PCT	FT-FTA	PCT	OFF	DEF	TOT	AVG							
Goshen	11/05/2019		05:53	0-3	.000	0-1	.000	2-2	1.000	0	1	1	1.0	1	1	1	0	0	2	2.0
vs UTSA	11/09/2019		01:45	0-1	.000	0-0	.000	0-0	.000	0	0	0	0.5	1	0	0	0	0	0	1.0
at Maryland	11/16/2019		05:56	0-1	.000	0-0	.000	2-2	1.000	0	2	2	1.0	0	1	0	0	0	2	1.3
Hartford	11/18/2019		02:06	0-1	.000	0-1	.000	0-0	.000	0	0	0	0.8	0	1	0	0	0	0	1.0
at Northern Ill.	11/25/2019		05:31	0-1	.000	0-1	.000	2-2	1.000	0	0	0	0.6	0	0	0	0	0	2	1.2
at Toledo	11/30/2019		00:06	0-0	.000	0-0	.000	0-0	.000	0	0	0	0.5	0	0	0	0	0	0	1.0
at Western Mich.	12/03/2019		07:30	0-0	.000	0-0	.000	0-1	.000	0	2	2	0.7	1	0	0	0	0	0	0.9
vs Michigan St.	12/14/2019		06:55	1-2	.500	0-0	.000	0-0	.000	1	2	3	1.0	1	2	0	0	0	2	1.0
at Syracuse	12/18/2019		00:43	0-1	.000	0-1	.000	0-0	.000	0	0	0	0.9	1	0	0	0	0	0	0.9
Wright St.	01/03/2020		07:15	0-0	.000	0-0	.000	0-0	.000	0	0	0	0.8	0	2	1	0	0	0	0.8
UIC	01/23/2020		04:46	0-0	.000	0-0	.000	0-0	.000	0	1	1	0.8	0	0	1	0	0	0	0.7
<b>Totals</b>		<b>0</b>	<b>48:27</b>	<b>1-10</b>	<b>.100</b>	<b>0-4</b>	<b>.000</b>	<b>6-7</b>	<b>.857</b>	<b>1</b>	<b>8</b>	<b>9</b>	<b>0.8</b>	<b>5</b>	<b>6</b>	<b>4</b>	<b>0</b>	<b>0</b>	<b>8</b>	<b>0.7</b>

**Player Averages**

Games Played	Minutes/ game	Points/ game	FG Pct	3FG Pct	FT Pct	Rebounds/ game	Assists/ game	Turnovers/ game	Assist/Turnover ratio	Steals/ game	Blocks/ game
11	4.4	0.7	10.0	0.0	85.7	0.8	0.5	0.4	1.5	0.0	0.0

**HOOP SCOOPS**

Likes going to the Ocean

Enjoys fishing





## ZACH GOODLINE

FRESHMAN | 6-1 | 175 | GUARD  
COLOMA, MICH. | COLOMA

10

////////////////////

### CAREER NOTES

High School

- 2019 Division 2 Associated Press First Team All-State
- Two-time Associated Press Division 2 Honorable Mention (2017, 2018)
- Four-time Basketball Coaches Association of Michigan All-State selection
- Four-time First Team All-Southwestern Athletic Conference selection
- Finished his high school career second all-time in Michigan history in free throws made, seventh in three-pointers made and 15th in points

### CAREER HIGHS

Points			
Rebounds	1, 2x 1/9/20	at Youngstown State	
Assists	3 12/28/19	vs Detroit Mercy	
Steals	1 12/28/19	vs Detroit Mercy	
Blocks			
Minutes	24 1/9/20	at Youngstown State	
FG Made			
FG Att.	1 1/9/20	at Youngstown State	
3-pt FG Made			
3-pt FG Att.			
FT Made			
FT Attempts			

### SEASON HIGHS

Points			
Rebounds	1, 2x 1/9/20	at Youngstown State	
Assists	3 12/28/19	vs Detroit Mercy	
Steals	1 12/28/19	vs Detroit Mercy	
Blocks			
Minutes	24 1/9/20	at Youngstown State	
FG Made			
FG Att.	1, 2x 1/16/20	at Green Bay	
3-pt FG Made			
3-pt FG Att.			
FT Made			
FT Attempts			

### SEASON NOTES

- Made first-career appearance against Detroit Mercy on Dec. 28, dishing out three assists in just nine minutes of action
- Made first start at Cleveland State on Jan. 11, finishing with six points - all from the free throw line

### GAME-BY-GAME

Opponent	Date	GS	MIN	Total FG-FGA	PCT	3-Pointers 3FG-3FGA	PCT	Free throws FT-FTA	PCT	Rebounds OFF DEF TOT AVG	PF	A T/O	BLK	STL	PTS	AVG
Detroit Mercy	12/28/2019		08:29	0-0	.000	0-0	.000	0-0	.000	0 0 0 0.0	0	3 2	0	1	0	0.0
Wright St.	01/03/2020		07:32	0-0	.000	0-0	.000	0-0	.000	0 1 1 0.5	1	1 1	0	0	0	0.0
Northern Ky.	01/05/2020		01:53	0-0	.000	0-0	.000	0-0	.000	0 0 0 0.3	0	0 0	0	1	0	0.0
at Youngstown St.	01/09/2020		24:35	0-1	.000	0-0	.000	0-0	.000	0 1 1 0.5	2	2 1	0	0	0	0.0
at Cleveland St.	01/11/2020 *		19:00	0-2	.000	0-2	.000	6-6	1.000	0 1 1 0.6	2	1 2	0	1	6	1.2
at Green Bay	01/16/2020		02:14	0-1	.000	0-0	.000	0-0	.000	0 0 0 0.5	0	0 0	0	0	0	1.0
at Milwaukee	01/18/2020		00:58	0-0	.000	0-0	.000	0-0	.000	0 0 0 0.4	1	0 0	0	0	0	0.9
UIC	01/23/2020		01:19	0-0	.000	0-0	.000	0-0	.000	0 0 0 0.4	0	0 0	0	0	0	0.8
<b>Totals</b>		<b>1</b>	<b>66:00</b>	<b>0-4</b>	<b>.000</b>	<b>0-2</b>	<b>.000</b>	<b>6-6</b>	<b>1.000</b>	<b>0 3 3 0.4</b>	<b>6 7</b>	<b>6 0</b>	<b>3 6</b>	<b>0.8</b>		

### Player Averages

Games Played	Minutes/ game	Points/ game	FG Pct	3FG Pct	FT Pct	Rebounds/ game	Assists/ game	Turnovers/ game	Assist/Turnover ratio	Steals/ game	Blocks/ game
8	8.3	0.8	0.0	0.0	100.0	0.4	0.9	0.8	1.2	0.4	0.0

### HOOP SCOOPS

Played football in high school as a triple option quarterback

Enjoys ice skating

Favorite movie is step brothers

**BLAKE LAMPMAN**FRESHMAN | 6-1 | 171 | GUARD  
HASLETT, MICH. | HASLETT**11**

////////////////////

**CAREER NOTES**

High School

- Lansing State Journal Division 2 All-Area selection in 2019
- Member of Haslett squad that went 20-6, making it to quarterfinals of the MHSAA Division 2 Boys Basketball State Championship
- Member of Haslett team that captured CAAC Red championship and district title in 2018-19
- Also played football at Haslett

**CAREER HIGHS**

Points	18	11/30/19	at Toledo
Minutes	40	1/25/20	IUPUI
FG Made	5	11/30/19	at Toledo
FGoal Att	10	11/30/19	at Toledo
3-Pt FG Made	3	1/25/20	IUPUI
3-Pt FGoal Att	10	11/30/19	at Toledo
FT Made	3	11/30/19	at Toledo
FT Attempts	5	11/30/19	at Toledo
Rebounds	5	12/07/19	at Bowling Green
Assists	6	1/23/20	UIC
Blocks	0		
Steals	2, 4x	1/25/20	IUPUI

**SEASON HIGHS**

Points	18	11/30/19	at Toledo
Minutes	40	1/25/20	IUPUI
FG Made	5	11/30/19	at Toledo
FGoal Att	10	11/30/19	at Toledo
3-Pt FG Made	3	1/25/20	IUPUI
3-Pt FGoal Att	10	11/30/19	at Toledo
FT Made	3	11/30/19	at Toledo
FT Attempts	5	11/30/19	at Toledo
Rebounds	5	12/07/19	at Bowling Green
Assists	6	1/23/20	UIC
Blocks	0		
Steals	2, 4x	1/25/20	IUPUI

**SEASON NOTES**

- Scored first career points (10) against Goshen going a perfect 3-3 from downtown
- His career high 18 points at Toledo led all scorers
- Has made a team-best 43 triples
- Pulled down a career-high 5 rebounds at BGSU on Dec. 7
- Hit three triples against Michigan State on Dec. 14 while tying a career-high three assists
- Was named the Nike #HLMBB Freshman of the Week on Dec. 31 after hitting four triples and dishing out five assists against Detroit Mercy
- Name Nike #HLMBB Freshman of the Week on Jan. 13 following 12.0 ppg and 7-of-12 from range against YSU and CSU.

**GAME-BY-GAME**

Opponent	Date	GS	MIN	Total		3-Pointers		Free throws		Rebounds				PF	A	T/O	BLK	STL	PTS	AVG
				FG-FGA	PCT	3FG-3FGA	PCT	FT-FTA	PCT	OFF	DEF	TOT	AVG							
Goshen	11/05/2019		16:55	3-3	1.000	3-3	1.000	1-1	1.000	0	0	0	0.0	0	3	0	0	1	10	10.0
vs Delaware	11/08/2019		03:40	0-0	.000	0-0	.000	0-0	.000	0	1	1	0.5	0	0	0	0	0	0	5.0
vs UTSA	11/09/2019		18:06	3-4	.750	3-4	.750	0-0	.000	0	2	2	1.0	4	1	1	0	0	9	6.3
vs Southern Ill.	11/10/2019		21:32	1-3	.333	0-2	.000	0-0	.000	0	2	2	1.3	0	0	0	0	0	2	5.3
at Maryland	11/16/2019		11:55	1-2	.500	1-2	.500	0-0	.000	0	2	2	1.4	1	0	1	0	0	3	4.8
Hartford	11/18/2019		08:56	0-3	.000	0-3	.000	0-0	.000	0	1	1	1.3	0	1	0	0	0	0	4.0
at Northern Ill.	11/25/2019		18:34	1-5	.200	1-5	.200	0-0	.000	0	1	1	1.3	1	1	0	0	1	3	3.9
at Toledo	11/30/2019		33:51	5-10	.500	5-10	.500	3-5	.600	1	2	3	1.5	1	0	1	0	2	18	5.6
at Western Mich.	12/03/2019		37:43	4-8	.500	2-6	.333	0-0	.000	0	2	2	1.6	4	1	0	0	1	10	6.1
at Bowling Green	12/07/2019	*	35:44	2-8	.250	1-7	.143	1-3	.333	0	5	5	1.9	1	0	0	0	0	6	6.1
vs Michigan St.	12/14/2019		27:07	3-7	.429	3-7	.429	0-0	.000	0	1	1	1.8	2	3	0	0	1	9	6.4
at Syracuse	12/18/2019		28:41	1-7	.143	1-7	.143	2-4	.500	0	2	2	1.8	0	0	1	0	0	5	6.3
Fairfield	12/21/2019		27:00	0-8	.000	0-8	.000	0-0	.000	0	0	0	1.7	1	0	0	0	1	0	5.8
Detroit Mercy	12/28/2019		33:42	4-9	.444	4-9	.444	0-0	.000	0	2	2	1.7	4	5	0	0	0	12	6.2
Wright St.	01/03/2020		12:21	0-3	.000	0-2	.000	0-0	.000	0	1	1	1.7	1	3	2	0	2	0	5.8
Northern Ky.	01/05/2020		36:37	3-11	.273	3-10	.300	0-0	.000	1	3	4	1.8	0	4	0	0	2	9	6.0
at Youngstown St.	01/09/2020		33:59	3-6	.500	3-6	.500	0-0	.000	0	1	1	1.8	3	1	0	0	2	9	6.2
at Cleveland St.	01/11/2020		34:00	4-6	.667	4-6	.667	3-4	.750	0	3	3	1.8	2	0	1	0	0	15	6.7
at Green Bay	01/16/2020		32:29	1-5	.200	1-5	.200	0-0	.000	0	0	0	1.7	2	1	1	0	1	3	6.5
at Milwaukee	01/18/2020		33:15	3-5	.600	3-5	.600	1-2	.500	1	1	2	1.8	2	3	1	0	0	10	6.7
UIC	01/23/2020		29:29	2-7	.286	2-7	.286	0-0	.000	0	3	3	1.8	2	6	1	0	1	6	6.6
IUPUI	01/25/2020	*	40:04	3-7	.429	3-7	.429	3-3	1.000	0	3	3	1.9	2	2	0	0	2	12	6.9
<b>Totals</b>			<b>2 575:38</b>	<b>47-127</b>	<b>.370</b>	<b>43-121</b>	<b>.355</b>	<b>14-22</b>	<b>.636</b>	<b>3</b>	<b>38</b>	<b>41</b>	<b>1.9</b>	<b>33</b>	<b>35</b>	<b>10</b>	<b>0</b>	<b>17</b>	<b>151</b>	<b>6.9</b>

**Player Averages**

Games Played	Minutes/ game	Points/ game	FG Pct	3FG Pct	FT Pct	Rebounds/ game	Assists/ game	Turnovers/ game	Assist/Turnover ratio	Steals/ game	Blocks/ game
22	26.2	6.9	37.0	35.5	63.6	1.9	1.6	0.5	3.5	0.8	0.0

**HOOP SCOOPS**

Love watching NFL Football

Is Xavier Hill-Mais' tic tok videography

Favorite video game is Fortnite

Favorite TV show is the Office

**BRAD BRECHTING**RS SENIOR | 6-11 | 240 | CENTER  
CEDAR SPRINGS, MICH. | CEDAR SPRINGS**13**

////////////////////

**CAREER NOTES**

2018-19

- Appeared in all 33 games, making 27 starts
- Averaged 9.5 points and 5.9 rebounds per game
- In league play, averaged 13.4 points and 6.9 rebounds per game
- Averaged 16.5 points and 10 rebounds per game in his final 11 games
- Scored in double figures in 12 of his last 13 games
- Majoring in human resource development

**CAREER HIGHS**

Points	32	vs. Cleveland State	2/2/19
Rebounds	18	vs. Youngstown State	1/31/19
Assists	4	vs. IUPUI	3/2/19
Steals	2	3x, at Wright State	2/7/19
Blocks	5	vs. Northern Kentucky	3/11/19
Minutes	38	Fairfield	12/21/19
FG Made	14	vs. Cleveland State	2/2/19
FG Att.	15	vs. Cleveland State	2/2/19
3-pt FG Made	4	vs. James Madison	11/23/18
3-pt FG Att.	7	vs. James Madison	11/23/18
FT Made	10	2x at Green Bay	1/16/20
FT Attempts	12	at Green Bay	1/16/20

**SEASON HIGHS**

Points	26	1/16/20	at Green Bay
Minutes	38	12/21/19	Fairfield
FG Made	8, 2x	1/16/20	at Green Bay
FG Attempts	13	11/30/19	at Toledo
3-Pt FG Made	1, 2x	1/18/20	at Milwaukee
3-Pt FG Att	2, 4x	1/18/20	at Milwaukee
FT Made	10	1/16/20	at Green Bay
FT Attempts	12	1/16/20	at Green Bay
Rebounds	14	1/16/20	at Green Bay
Assists	2, 6x	1/11/20	at Cleveland State
Blocks	3, 2x	1/25/20	IUPUI
Steals	3	11/08/19	vs Delaware

**SEASON NOTES**

- Scored a season-high 21 points vs. Goshen on Nov. 15
- Hauled down a season-high 12 rebounds against Southern Illinois on Nov. 10
- Led Oakland with 20 points and six rebounds at Syracuse on Dec. 18, playing a season-high 31 minutes.
- Shot a perfect 8-of-8 from the charity stripe against the Orange.
- Recorded his seventh-career double-double against Fairfield, second of the season
- Pulled down double-digit boards in three-straight games
- Season-high 26 points at Green Bay for third double-double of the year and eighth of his career - finished with 14 rebounds

**GAME-BY-GAME**

Opponent	Date	GS	MIN	Total		3-Pointers		Free throws		Rebounds				PF	A	T/O	BLK	STL	PTS	AVG	
				FG-FGA	PCT	3FG-3FGA	PCT	FT-FTA	PCT	OFF	DEF	TOT	AVG								
Goshen	11/05/2019	*	19:07	8-8	1.000	0-0	.000	5-7	.714	1	3	4	4.0	2	2	2	0	1	21	21.0	
vs Delaware	11/08/2019	*	25:30	2-7	.286	0-0	.000	1-2	.500	0	6	6	5.0	3	0	2	0	3	5	13.0	
vs UTSA	11/09/2019	*	21:33	1-2	.500	0-0	.000	2-2	1.000	0	6	6	5.3	3	0	1	0	1	4	10.0	
vs Southern Ill.	11/10/2019	*	30:01	6-10	.600	0-0	.000	4-4	1.000	6	6	12	7.0	2	1	4	2	0	16	11.5	
at Maryland	11/16/2019	*	24:32	3-10	.300	0-2	.000	0-2	.000	2	4	6	6.8	2	1	3	0	2	6	10.4	
Hartford	11/18/2019	*	24:23	2-4	.500	0-0	.000	2-4	.500	1	3	4	6.3	3	1	1	0	0	6	9.7	
at Northern Ill.	11/25/2019	*	15:55	1-4	.250	0-0	.000	1-2	.500	2	3	5	6.1	3	1	2	2	0	3	8.7	
at Toledo	11/30/2019	*	27:08	6-13	.462	0-2	.000	1-3	.333	1	2	3	5.8	2	0	1	1	0	13	9.3	
at Western Mich.	12/03/2019	*	16:46	1-3	.333	0-0	.000	2-3	.667	1	1	2	5.3	3	0	1	0	0	4	8.7	
at Bowling Green	12/07/2019	*	16:51	2-4	.500	0-0	.000	0-0	.000	2	3	5	5.3	4	1	2	0	0	4	8.2	
vs Michigan St.	12/14/2019	*	14:41	1-7	.143	0-0	.000	0-0	.000	2	1	3	5.1	1	0	1	0	0	2	7.6	
at Syracuse	12/18/2019	*	31:38	6-7	.857	0-0	.000	8-8	1.000	0	6	6	5.2	4	1	2	1	0	20	8.7	
Fairfield	12/21/2019	*	38:00	5-9	.556	0-1	.000	0-0	.000	3	10	13	5.8	2	2	3	3	0	10	8.8	
Detroit Mercy	12/28/2019	*	22:50	1-4	.250	0-1	.000	2-2	1.000	1	9	10	6.1	2	2	3	1	0	4	8.4	
Wright St.	01/03/2020	*	20:05	5-9	.556	0-2	.000	3-3	1.000	1	1	2	5.8	2	1	1	2	1	13	8.7	
Northern Ky.	01/05/2020	*	27:05	6-9	.667	0-0	.000	2-5	.400	3	4	7	5.9	5	0	2	0	2	14	9.1	
at Youngstown St.	01/09/2020	*	19:31	4-9	.444	1-2	.500	0-0	.000	2	2	4	5.8	3	2	4	1	0	9	9.1	
at Cleveland St.	01/11/2020	*	23:00	1-1	1.000	0-0	.000	4-4	1.000	1	4	5	5.7	3	2	0	1	2	6	8.9	
at Green Bay	01/16/2020	*	34:01	8-10	.800	0-0	.000	10-12	.833	6	8	14	6.2	4	2	1	0	1	26	9.8	
at Milwaukee	01/18/2020	*	30:48	4-5	.800	1-2	.500	3-4	.750	2	3	5	6.1	1	0	3	1	0	12	9.9	
UIC	01/23/2020	*	28:40	6-7	.857	0-0	.000	1-2	.500	2	5	7	6.1	0	0	2	2	2	13	10.0	
IUPUI	01/25/2020	*	30:46	3-11	.273	0-0	.000	4-7	.571	8	5	13	6.5	1	1	1	3	1	10	10.0	
Totals			22	542:50	82-153	.536	2-12	.167	55-76	.724	47	95	142	6.5	55	20	42	20	16	221	10.0

**Player Averages**

Games Played	Minutes/game	Points/game	FG Pct	3FG Pct	FT Pct	Rebounds/game	Assists/game	Turnovers/game	Assist/Turnover ratio	Steals/game	Blocks/game
22	24.7	10.0	53.6	16.7	72.4	6.5	0.9	1.9	0.5	0.7	0.9

**XAVIER HILL-MAIS**RS SENIOR | 6-7 | 261 | FORWARD  
GREENSBORO, NC. | PAGE

////////////////////

**CAREER NOTES**

2018-19

- One of two players to appear and start in all 33 games
- Led the team by averaging 18.3 points and 7.2 rebounds per game
- Horizon League First Team selection
- Scored 30-points or more on four occasions
- Ranked 35th in the NCAA in field goals made (Second in the Horizon League)
- Ranked second in the conference in field goal percentage (53.5)

**CAREER HIGHS**

Points	32	vs. Northern Kentucky	1/3/19
Rebounds	14	vs. Northern Kentucky	3/11/19
Assists	7	vs. Cleveland State	2/2/19
Steals	4	at Northeastern	12/8/18
Blocks	6	at UIC	1/8/17
Minutes	39	vs. Northern Illinois	11/25/18
FG Made	14	vs. Toledo	11/9/18
FG Att.	21	vs. Toledo	11/9/18
3-pt FG Made	4	2x, vs. Northern Kent.	1/3/19
3-pt FG Att.	7	2x, at Northeastern	12/8/18
FT Made	8	3x, IUPUI	1/25/20
FT Attempts	13	at Georgia	12/18/18

**SEASON HIGHS**

Points	26	12/03/19	at Western Mich.
Minutes	36	12/28/19	vs Detroit Mercy
FG Made	11	12/03/19	at Western Mich.
FG Attempts	20	12/14/19	vs Michigan State
3-Pt FG Made	3	11/16/19	at Maryland
3-Pt FG Att	6	11/16/19	at Maryland
FT Made	8	1/25/20	IUPUI
FT Attempts	10	1/25/20	IUPUI
Rebounds	12	12/07/19	at Bowling Green
Assists	4	12/03/19	at Western Mich.
Blocks	4	1/25/20	IUPUI
Steals	3	11/18/19	Hartford

**SEASON NOTES**

- Oakland is 3-1 this season when recording a double-double
- Has scored in double figures 21 of 22 games this season
- Has four double-digit rebounding efforts this season
- Has played 30+ minutes in 16 of 22 games
- Set a season-high with 20 shot attempts against Michigan State on Dec. 14
- Recorded a double-double against Detroit Mercy on Dec. 28
- Notched fifth double-double of the season at Green Bay - 10 pts, 13 rebounds

**GAME-BY-GAME**

Opponent	Date	GS	MIN	Total		3-Pointers		Free throws		Rebounds				PF	A	T/O	BLK	STL	PTS	AVG
				FG-FGA	PCT	3FG-3FGA	PCT	FT-FTA	PCT	OFF	DEF	TOT	AVG							
Goshen	11/05/2019	*	28:32	6-11	.545	0-2	.000	3-4	.750	1	7	8	8.0	1	2	3	2	3	15	15.0
vs Delaware	11/08/2019	*	34:20	6-10	.600	0-1	.000	0-1	.000	2	6	8	8.0	4	0	3	2	1	12	13.5
vs UTSA	11/09/2019	*	34:54	7-14	.500	1-3	.333	4-6	.667	3	9	12	9.3	3	4	2	1	0	19	15.3
vs Southern Ill.	11/10/2019	*	21:22	1-7	.143	1-1	1.000	0-0	.000	0	3	3	7.8	0	1	0	0	2	3	12.3
at Maryland	11/16/2019	*	31:49	6-12	.500	3-6	.500	3-4	.750	1	3	4	7.0	4	2	5	1	1	18	13.4
Hartford	11/18/2019	*	34:06	7-9	.778	0-0	.000	3-6	.500	4	7	11	7.7	0	3	1	1	3	17	14.0
at Northern Ill.	11/25/2019	*	34:03	5-10	.500	1-3	.333	2-2	1.000	1	7	8	7.7	2	1	2	0	0	13	13.9
at Toledo	11/30/2019	*	30:52	6-11	.545	0-2	.000	2-3	.667	1	3	4	7.3	3	2	4	1	1	14	13.9
at Western Mich.	12/03/2019	*	33:34	11-13	.846	0-1	.000	4-5	.800	2	7	9	7.4	4	4	2	0	0	26	15.2
at Bowling Green	12/07/2019	*	35:18	8-13	.615	1-4	.250	5-7	.714	2	10	12	7.9	4	1	3	0	1	22	15.9
vs Michigan St.	12/14/2019	*	31:33	5-20	.250	0-3	.000	0-3	.000	2	5	7	7.8	1	0	1	0	2	10	15.4
at Syracuse	12/18/2019	*	29:39	6-9	.667	0-0	.000	4-4	1.000	2	4	6	7.7	5	3	2	0	0	16	15.4
Fairfield	12/21/2019	*	30:00	6-12	.500	0-1	.000	6-8	.750	2	5	7	7.6	4	2	4	1	1	18	15.6
Detroit Mercy	12/28/2019	*	36:54	8-15	.533	0-2	.000	3-7	.429	3	7	10	7.8	3	3	2	1	0	19	15.9
Wright St.	01/03/2020	*	24:11	5-12	.417	0-2	.000	4-4	1.000	1	5	6	7.7	1	0	1	2	1	14	15.7
Northern Ky.	01/05/2020	*	30:36	8-16	.500	1-2	.500	0-1	.000	4	4	8	7.7	3	2	1	2	0	17	15.8
at Youngstown St.	01/09/2020	*	28:58	6-11	.545	2-4	.500	1-2	.500	1	2	3	7.4	4	3	2	0	2	15	15.8
at Cleveland St.	01/11/2020	*	30:00	6-7	.857	0-0	.000	3-5	.600	2	5	7	7.4	4	0	3	1	1	15	15.7
at Green Bay	01/16/2020	*	28:38	5-8	.625	0-1	.000	0-0	.000	2	11	13	7.7	4	2	2	3	2	10	15.4
at Milwaukee	01/18/2020	*	32:33	9-14	.643	1-3	.333	1-3	.333	0	5	5	7.6	2	2	2	0	0	20	15.7
UIC	01/23/2020	*	30:52	5-18	.278	0-2	.000	2-2	1.000	3	5	8	7.6	3	2	2	1	1	12	15.5
IUPUI	01/25/2020	*	33:57	6-15	.400	0-2	.000	8-10	.800	3	5	8	7.6	3	2	3	4	1	20	15.7
<b>Totals</b>			<b>21</b>	<b>686:42</b>	<b>138-267</b>	<b>.517</b>	<b>11-45</b>	<b>.244</b>	<b>58-87</b>	<b>.667</b>	<b>42</b>	<b>125</b>	<b>167</b>	<b>7.6</b>	<b>62</b>	<b>41</b>	<b>50</b>	<b>23</b>	<b>345</b>	<b>15.7</b>

**Player Averages**

Games Played	Minutes/game	Points/game	FG Pct	3FG Pct	FT Pct	Rebounds/game	Assists/game	Turnovers/game	Assist/Turnover ratio	Steals/game	Blocks/game
22	31.2	15.7	51.7	24.4	66.7	7.6	1.9	2.3	0.8	1.0	1.0

**HOOP SCOOPS**

Has an exotic hat collection from several countries - collects a hat from every country visited

Recently got on tik tok (@xwtbgt)

Favorite video game is Super Smash Brothers

Favorite rapper is Drake



**KEVIN KANGU**

JUNIOR | 6-4 | 179 | GUARD

BURLINGTON, ONT. | JOHN CARROLL | VINCENNES

**15**

////////////////////

**CAREER NOTES**

At Vincennes (2018-19)

- Appeared in all 36 games, making 19 starts
- Averaged 8.1 points, 2.6 assists and 2.6 rebounds per game
- Shot over 36 percent from three-point range
- Part of the 2019 Vincennes National Championship team that went 34-2
- Named to the championship's all-tournament team

**CAREER HIGHS**

Points	20	11/09/19	vs UTSA
Minutes	40	11/08/19	vs Delaware
FG Made	5	11/05/19	Goshen
FG Attempts	13	12/21/19	Fairfield
3-Pt FG Made	2, 2x	1/11/20	at Cleveland State
3-Pt FG Attempts	6	12/21/19	Fairfield
FT Made	5	12/03/19	at Western Mich.
FT Attempts	6	12/03/19	at Western Mich.
Rebounds	9	11/08/19	vs Delaware
Assists	9, 2x	1/25/20	IUPUI
Blocks	3	11/08/19	vs Delaware
Steals	4	11/16/19	at Maryland

**SEASON HIGHS**

Points	20	11/09/19	vs UTSA
Minutes	40	11/08/19	vs Delaware
FG Made	5	11/05/19	Goshen
FG Attempts	13	12/21/19	Fairfield
3-Pt FG Made	2, 2x	1/11/20	at Cleveland State
3-Pt FG Attempts	6	12/21/19	Fairfield
FT Made	5	12/03/19	at Western Mich.
FT Attempts	6	12/03/19	at Western Mich.
Rebounds	9	11/08/19	vs Delaware
Assists	9, 2x	1/25/20	IUPUI
Blocks	3	11/08/19	vs Delaware
Steals	4	11/16/19	at Maryland

**SEASON NOTES**

- Made first start at Oakland against Goshen
- Named to Sunshine Slam All-Tournament team
- Tied a career-high seven assists at BGSU on Dec. 7

**GAME-BY-GAME**

Opponent	Date	GS	MIN	Total		3-Pointers		Free throws		Rebounds				PF	A	T/O	BLK	STL	PTS	AVG	
				FG-FGA	PCT	3FG-3FGA	PCT	FT-FTA	PCT	OFF	DEF	TOT	AVG								
Goshen	11/05/2019	*	25:35	5-11	.455	2-5	.400	1-2	.500	1	2	3	3.0	0	4	3	0	1	13	13.0	
vs Delaware	11/08/2019	*	40:00	4-12	.333	1-4	.250	3-6	.500	2	7	9	6.0	2	7	2	3	2	12	12.5	
vs UTSA	11/09/2019	*	38:25	4-9	.444	3-5	.600	9-10	.900	1	2	3	5.0	3	2	5	0	0	20	15.0	
vs Southern Ill.	11/10/2019	*	39:06	2-7	.286	0-3	.000	2-2	1.000	0	3	3	4.5	4	9	4	1	0	6	12.8	
at Maryland	11/16/2019	*	28:06	1-6	.167	0-2	.000	0-0	.000	0	0	0	3.6	1	4	4	0	4	2	10.6	
Hartford	11/18/2019	*	29:04	4-6	.667	1-2	.500	2-4	.500	0	1	1	3.2	4	2	6	0	0	11	10.7	
at Northern Ill.	11/25/2019	*	28:37	0-8	.000	0-4	.000	2-2	1.000	0	6	6	3.6	0	2	3	0	1	2	9.4	
at Toledo	11/30/2019	*	30:36	1-6	.167	1-4	.250	0-0	.000	1	5	6	3.9	2	3	3	0	1	3	8.6	
at Western Mich.	12/03/2019	*	23:27	1-3	.333	0-1	.000	5-6	.833	1	4	5	4.0	0	1	2	0	0	7	8.4	
at Bowling Green	12/07/2019	*	35:07	2-6	.333	1-2	.500	0-1	.000	0	5	5	4.1	2	7	2	0	0	5	8.1	
vs Michigan St.	12/14/2019	*	27:18	0-3	.000	0-1	.000	4-4	1.000	0	2	2	3.9	3	4	1	0	1	4	7.7	
at Syracuse	12/18/2019	*	11:41	1-3	.333	0-2	.000	2-2	1.000	0	2	2	3.8	0	1	2	0	0	4	7.4	
Fairfield	12/21/2019	*	37:00	4-13	.308	1-6	.167	0-1	.000	1	2	3	3.7	3	5	4	0	1	9	7.5	
Detroit Mercy	12/28/2019	*	31:31	3-7	.429	1-3	.333	0-0	.000	1	4	5	3.8	2	6	4	1	0	7	7.5	
Wright St.	01/03/2020	*	11:09	1-5	.200	0-1	.000	0-0	.000	0	0	0	3.5	0	4	4	0	1	2	7.1	
Northern Ky.	01/05/2020	*	12:26	0-0	.000	0-0	.000	0-0	.000	0	1	1	3.4	1	3	1	0	0	0	6.7	
at Youngstown St.	01/09/2020	*	15:23	0-6	.000	0-3	.000	0-0	.000	0	3	3	3.4	0	1	1	0	1	0	6.3	
at Cleveland St.	01/11/2020	*	20:00	4-7	.571	2-4	.500	3-6	.500	0	1	1	3.2	3	3	1	0	1	13	6.7	
at Green Bay	01/16/2020	*	18:45	1-4	.250	1-3	.333	0-0	.000	0	0	0	3.1	0	3	1	0	0	3	6.5	
at Milwaukee	01/18/2020	*	03:43	0-2	.000	0-1	.000	0-2	.000	0	0	0	2.9	1	0	0	0	0	0	6.2	
UIC	01/23/2020	*	07:11	0-2	.000	0-1	.000	0-0	.000	0	0	0	2.8	1	1	0	0	1	0	5.9	
IUPUI	01/25/2020	*	34:04	1-3	.333	0-1	.000	4-4	1.000	0	1	1	2.7	4	9	0	2	0	6	5.9	
Totals			16	548:15	39-129	.302	14-58	.241	37-52	.712	8	51	59	2.7	36	81	53	7	15	129	5.9

**Player Averages**

Games Played	Minutes/game	Points/game	FG Pct	3FG Pct	FT Pct	Rebounds/game	Assists/game	Turnovers/game	Assist/Turnover ratio	Steals/game	Blocks/game
22	24.9	5.9	30.2	24.1	71.2	2.7	3.7	2.4	1.5	0.7	0.3

**HOOP SCOOPS**

Used to play the tenor saxophone

Can juggle



## BABATUNDE SOWUNMI

SOPHOMORE | 6-10 | 254 | CENTER

LAGOS, NIGERIA | SOLID ROCK ACADEMY

# 20

////////////////////

### CAREER NOTES

2018-19

- Appeared in 15 games
- Made his first career field goal against UIC on Feb. 28.
- Scored his first career point against Cleveland State on Feb. 2.
- Made career debut at No. 8 Michigan State, recording two rebounds, one block and playing a career high 12 minutes

### CAREER HIGHS

Points	5	1/3/20	vs Wright State
Minutes	15	1/3/20	vs Wright State
FG Made	2, 2x	1/3/20	vs Wright State
FG Attempts	5	11/05/19	Goshen
3-Pt FG Made	0		
3-Pt FG Att	0		
FT Made	1	1/3/20	vs Wright State
FT Attempts	2	1/3/20	vs Wright State
Rebounds	6	1/3/20	vs Wright State
Assists	0		
Blocks	0		
Steals	2	11/25/19	at Northern Ill.

### SEASON HIGHS

Points	5	1/3/20	vs Wright State
Minutes	15	1/3/20	vs Wright State
FG Made	2, 2x	1/3/20	vs Wright State
FG Attempts	5	11/05/19	Goshen
3-Pt FG Made	0		
3-Pt FG Att	0		
FT Made	1	1/3/20	vs Wright State
FT Attempts	2	1/3/20	vs Wright State
Rebounds	6	1/3/20	vs Wright State
Assists	0		
Blocks	0		
Steals	2	11/25/19	at Northern Ill.

### SEASON NOTES

- Played a season-high 10 minutes against Michigan State on Dec. 14
- Career high five points, six rebounds against Wright State on Jan. 3.

### GAME-BY-GAME

Opponent	Date	GS	MIN	Total		3-Pointers		Free throws		Rebounds				PF	A	T/O	BLK	STL	PTS	AVG	
				FG-FGA	PCT	3FG-3FGA	PCT	FT-FTA	PCT	OFF	DEF	TOT	AVG								
Goshen	11/05/2019		10:22	2-5	.400	0-0	.000	0-0	.000	3	2	5	5.0	1	0	2	0	0	4	4.0	
vs UTSA	11/09/2019		03:03	0-0	.000	0-0	.000	0-0	.000	1	0	1	3.0	0	0	0	0	0	0	2.0	
at Maryland	11/16/2019		07:39	0-1	.000	0-0	.000	0-0	.000	0	1	1	2.3	1	0	0	0	0	0	1.3	
Hartford	11/18/2019		03:60	0-0	.000	0-0	.000	0-0	.000	0	1	1	2.0	1	0	0	0	0	0	1.0	
at Northern Ill.	11/25/2019		08:37	0-2	.000	0-0	.000	0-0	.000	0	0	0	1.6	0	0	0	0	2	0	0.8	
at Western Mich.	12/03/2019		00:11	0-0	.000	0-0	.000	0-0	.000	0	0	0	1.3	1	0	0	0	0	0	0.7	
vs Michigan St.	12/14/2019		10:04	0-1	.000	0-0	.000	0-0	.000	0	2	2	1.4	1	0	0	0	0	0	0.6	
at Syracuse	12/18/2019		00:41	0-0	.000	0-0	.000	0-0	.000	0	0	0	1.3	0	0	0	0	0	0	0.5	
Wright St.	01/03/2020		14:28	2-3	.667	0-0	.000	1-2	.500	4	2	6	1.8	4	0	2	0	1	5	1.0	
Northern Ky.	01/05/2020		00:18	0-0	.000	0-0	.000	0-0	.000	0	0	0	1.6	0	0	0	0	0	0	0.9	
at Youngstown St.	01/09/2020		06:00	0-1	.000	0-0	.000	0-2	.000	1	0	1	1.5	0	0	1	0	0	0	0.8	
at Cleveland St.	01/11/2020		04:00	0-0	.000	0-0	.000	0-0	.000	0	1	1	1.5	1	0	0	0	0	0	0.8	
UIC	01/23/2020		07:27	0-0	.000	0-0	.000	0-0	.000	0	1	1	1.5	0	0	0	0	0	0	0.7	
Totals			0	76:50	4-13	.308	0-0	.000	1-4	.250	9	10	19	1.5	10	0	5	0	3	9	0.7

### Player Averages

Games Played	Minutes/ game	Points/ game	FG Pct	3FG Pct	FT Pct	Rebounds/ game	Assists/ game	Turnovers/ game	Assist/Turnover ratio	Steals/ game	Blocks/ game
13	5.9	0.7	30.8	0.0	25.0	1.5	0.0	0.4	0.0	0.2	0.0

### HOOP SCOOPS

Grew up playing soccer

Favorite color is red

Is a dog lover

**MADISON MONROE**

FRESHMAN | 6-3 | 185 | GUARD

CHARLOTTE, N.C. | U.S. MILITARY ACADEMY PREP

**21**

////////////////////

**CAREER NOTES**

High School

- NCISAA 3A All-State team
- All-MAC First Team selection
- Charlotte Observer All-Mecklenburg Third Team selection
- Played for PSB Elite AAU in Charlotte, N.C.
- Also played for SouthLake Christian Academy before attending the United States Military Academy Preparatory School

**CAREER HIGHS**

Points	10, 2x1/9/20	at Youngstown State
Minutes	25 1/3/20	vs Wright State
FG Made	4 1/9/20	at Youngstown State
FG Attempts	7, 2x 1/9/20	at Youngstown State
3-Pt FG Made	2 1/9/20	at Youngstown State
3-Pt FGoal Att	3 1/9/20	at Youngstown State
FT Made	3 1/3/20	vs Wright State
FT Attempts	4 1/3/20	vs Wright State
Rebounds	4, 2x 1/9/20	at Youngstown State
Assists	2, 3x 1/9/20	at Youngstown State
Blocks	0	
Steals	3 1/3/20	vs Wright State

**SEASON HIGHS**

Points	10, 2x1/9/20	at Youngstown State
Minutes	25 1/3/20	vs Wright State
FG Made	4 1/9/20	at Youngstown State
FG Attempts	7, 2x 1/9/20	at Youngstown State
3-Pt FG Made	2 1/9/20	at Youngstown State
3-Pt FGoal Att	3 1/9/20	at Youngstown State
FT Made	3 1/3/20	vs Wright State
FT Attempts	4 1/3/20	vs Wright State
Rebounds	4, 2x 1/9/20	at Youngstown State
Assists	2, 3x 1/9/20	at Youngstown State
Blocks	0	
Steals	3 1/3/20	vs Wright State

**SEASON NOTES**

- Made first-career start at Syracuse on Dec. 18
- First-career double digit performance came against Wright State on Jan. 3, notching 10 points.

**GAME-BY-GAME**

Opponent	Date	GS	MIN	Total		3-Pointers		Free throws		Rebounds				PF	A	T/O	BLK	STL	PTS	AVG
				FG-FGA	PCT	3FG-3FGA	PCT	FT-FTA	PCT	OFF	DEF	TOT	AVG							
Goshen	11/05/2019		12:29	0-1	.000	0-0	.000	0-0	.000	1	0	1	1.0	4	0	1	0	1	0	0.0
vs Delaware	11/08/2019		16:43	0-1	.000	0-0	.000	1-2	.500	0	0	0	0.5	2	0	0	0	0	1	0.5
vs UTSA	11/09/2019		00:12	0-0	.000	0-0	.000	0-0	.000	0	0	0	0.3	0	0	0	0	0	0	0.3
vs Southern Ill.	11/10/2019		05:41	0-0	.000	0-0	.000	0-0	.000	0	2	2	0.8	0	0	1	0	0	0	0.3
at Maryland	11/16/2019		08:40	2-4	.500	0-0	.000	0-0	.000	0	2	2	1.0	1	0	0	0	0	4	1.0
Hartford	11/18/2019		06:02	0-2	.000	0-2	.000	0-0	.000	0	0	0	0.8	0	0	0	0	0	0	0.8
at Syracuse	12/18/2019	*	14:27	0-2	.000	0-1	.000	2-3	.667	1	3	4	1.3	2	2	2	0	1	2	1.0
Fairfield	12/21/2019	*	15:00	0-0	.000	0-0	.000	0-0	.000	0	1	1	1.3	1	0	1	0	0	0	0.9
Wright St.	01/03/2020		24:35	3-7	.429	1-2	.500	3-4	.750	2	0	2	1.3	3	2	1	0	3	10	1.9
Northern Ky.	01/05/2020		17:15	3-4	.750	0-1	.000	2-2	1.000	1	0	1	1.3	3	2	2	0	0	8	2.5
at Youngstown St.	01/09/2020	*	19:21	4-7	.571	2-3	.667	0-0	.000	1	3	4	1.5	0	2	2	0	0	10	3.2
at Cleveland St.	01/11/2020	*	07:00	0-1	.000	0-0	.000	0-0	.000	0	0	0	1.4	1	0	1	0	0	0	2.9
at Milwaukee	01/18/2020	*	13:51	2-2	1.000	0-0	.000	0-0	.000	1	2	3	1.5	1	1	1	0	1	4	3.0
UIC	01/23/2020	*	11:55	0-1	.000	0-0	.000	0-0	.000	0	1	1	1.5	1	1	3	0	0	0	2.8
IUPUI	01/25/2020		01:47	0-1	.000	0-1	.000	0-0	.000	0	0	0	1.4	0	0	0	0	0	0	2.6
Totals		6	174:57	14-33	.424	3-10	.300	8-11	.727	7	14	21	1.4	19	10	15	0	6	39	2.6

**Player Averages**

Games Played	Minutes/game	Points/game	FG Pct	3FG Pct	FT Pct	Rebounds/game	Assists/game	Turnovers/game	Assist/Turnover ratio	Steals/game	Blocks/game
15	11.7	2.6	42.4	30.0	72.7	1.4	0.7	1.0	0.7	0.4	0.0

**HOOP SCOOPS**

Born in Italy. Lived there for three years while his father, Rodney, played overseas.

Can beat anyone on the team in Call of Duty and 2K

Has a shark

**KENNY PITTMAN JR.**SOPHOMORE | 6-3 | 181 | GUARD  
CHICAGO, ILL. | SIMEON**24**

////////////////////

**CAREER NOTES**

2018-19

- Appeared in 23 games, making one start
- Earned his first career start against Milwaukee on Jan. 10
- Made his first career field goal against Wright State on Jan. 5
- Scored his first career points at No. 8 Michigan State
- Made first career regular season appearance against James Madison on Nov. 23

**CAREER HIGHS**

Points	7	12/28/19	vs Detroit Mercy
Minutes	18	12/21/19	Fairfield
FG Made	2	12/28/19	vs Detroit Mercy
FG Attempts	4	11/05/19	Goshen
3-Pt FG Made	1, 3x	12/28/19	vs Detroit Mercy
3-Pt FG Attempts	2, 2x	12/14/19	vs Michigan State
FT Made	2	12/28/19	vs Detroit Mercy
FT Attempts	2, 2x	12/28/19	vs Detroit Mercy
Rebounds	3	11/10/19	vs Southern Ill.
Assists	1, 3x	12/28/19	vs Detroit Mercy
Blocks	0	12/07/19	at Bowling Green
Steals	1, 2x	12/28/19	vs Detroit Mercy

**SEASON HIGHS**

Points	7	12/28/19	vs Detroit Mercy
Minutes	18	12/21/19	Fairfield
FG Made	2	12/28/19	vs Detroit Mercy
FG Attempts	4	11/05/19	Goshen
3-Pt FG Made	1, 3x	12/28/19	vs Detroit Mercy
3-Pt FG Attempts	2, 2x	12/14/19	vs Michigan State
FT Made	2	12/28/19	vs Detroit Mercy
FT Attempts	2, 2x	12/28/19	vs Detroit Mercy
Rebounds	3	11/10/19	vs Southern Ill.
Assists	1, 3x	12/28/19	vs Detroit Mercy
Blocks	0	12/07/19	at Bowling Green
Steals	1, 2x	12/28/19	vs Detroit Mercy

**SEASON NOTES**

- Made first start of the season against Southern Illinois
- Made an appearance against BGSU on Dec. 7
- Knocked down a triple to tie his season-high in points in nine minutes of action against Michigan State on Dec. 14
- Scored a career-best 7 points against Detroit Mercy, going 2-2 from the field and 2-2 from the foul line

**GAME-BY-GAME**

Opponent	Date	GS	MIN	Total		3-Pointers		Free throws		Rebounds				PF	A	T/O	BLK	STL	PTS	AVG	
				FG-FGA	PCT	3FG-3FGA	PCT	FT-FTA	PCT	OFF	DEF	TOT	AVG								
Goshen	11/05/2019		12:21	0-4	.000	0-2	.000	0-2	.000	0	2	2	2.0	1	0	0	0	0	0.0		
vs UTSA	11/09/2019		03:32	0-0	.000	0-0	.000	2-2	1.000	0	1	1	1.5	0	0	0	0	2	1.0		
vs Southern Ill.	11/10/2019	*	09:42	0-0	.000	0-0	.000	0-1	.000	0	3	3	2.0	0	0	0	0	0	0.7		
at Maryland	11/16/2019		07:49	0-1	.000	0-1	.000	0-0	.000	0	1	1	1.8	2	0	2	0	0	0.5		
Hartford	11/18/2019		14:31	1-1	1.000	1-1	1.000	0-0	.000	1	0	1	1.6	0	0	1	0	1	3	1.0	
at Northern Ill.	11/25/2019	*	11:26	1-2	.500	1-2	.500	0-0	.000	0	1	1	1.5	0	0	1	0	1	3	1.3	
at Toledo	11/30/2019		03:38	0-0	.000	0-0	.000	0-0	.000	0	1	1	1.4	1	0	0	0	0	1.1		
at Bowling Green	12/07/2019		01:30	0-0	.000	0-0	.000	0-0	.000	0	0	0	1.3	0	0	0	0	0	1.0		
vs Michigan St.	12/14/2019		09:07	1-3	.333	1-2	.500	0-0	.000	0	1	1	1.2	0	0	0	0	3	1.2		
at Syracuse	12/18/2019		16:06	0-1	.000	0-1	.000	0-0	.000	0	2	2	1.3	1	1	1	0	0	1.1		
Fairfield	12/21/2019		18:00	0-0	.000	0-0	.000	0-0	.000	0	0	0	1.2	0	1	1	0	0	1.0		
Detroit Mercy	12/28/2019		08:01	2-2	1.000	1-1	1.000	2-2	1.000	0	1	1	1.2	4	1	0	0	1	7	1.5	
Wright St.	01/03/2020		13:09	0-1	.000	0-1	.000	1-2	.500	0	1	1	1.2	1	0	0	0	0	1	1.5	
Northern Ky.	01/05/2020		16:60	1-4	.250	1-3	.333	0-0	.000	0	1	1	1.1	5	0	1	0	0	3	1.6	
at Youngstown St.	01/09/2020		05:11	0-0	.000	0-0	.000	0-0	.000	0	1	1	1.1	0	0	0	0	0	0	1.5	
at Green Bay	01/16/2020		00:55	0-0	.000	0-0	.000	0-0	.000	0	0	0	1.1	0	0	1	0	0	0	1.4	
at Milwaukee	01/18/2020		00:12	0-0	.000	0-0	.000	0-0	.000	0	0	0	1.0	0	0	0	0	0	0	1.3	
UIC	01/23/2020		07:35	1-3	.333	0-2	.000	0-0	.000	0	0	0	0.9	0	1	0	0	1	2	1.3	
IUPUI	01/25/2020		00:49	0-0	.000	0-0	.000	0-0	.000	0	0	0	0.9	1	0	0	0	0	0	1.3	
Totals			2	160:34	7-22	.318	5-16	.313	5-9	.556	1	16	17	0.9	16	4	8	0	4	24	1.3

**Player Averages**

Games Played	Minutes/game	Points/game	FG Pct	3FG Pct	FT Pct	Rebounds/game	Assists/game	Turnovers/game	Assist/Turnover ratio	Steals/game	Blocks/game
19	8.5	1.3	31.8	31.3	55.6	0.9	0.2	0.4	0.5	0.2	0.0

**HOOP SCOOPS**

Favorite rapper is G Herbo

Is a 'sneaker head'

Enjoys to draw

Likes to travel the world





## GAME 23 at Detroit



### CJ GETTELFINGER

FRESHMAN | 6-4 | 186 | GUARD

Knoxville, Tenn. | Grace Christian Academy

# 33

////////////////////

#### CAREER NOTES

High School

- Finalist for Tennessee's Mr. Basketball and Knoxville Player of the Year in 2018.
- Won 2018 State Championship with Grace Christian Academy.
- Three-time all-district and two-time all-region team selection.
- 2018 all-state team selection after averaging 24 points and six assists.
- Father, Chris, played basketball at Kentucky from 1977-81 and won the 1978 National Championship

#### CAREER HIGHS

Points	4, 2x	12/14/19	vs Michigan St
Minutes	22	11/30/19	at Toledo
FG Made	1, 3x	12/18/19	at Syracuse
FG Attempts	4	11/30/19	at Toledo
3-Pt FG Made	1	12/18/19	at Syracuse
3-Pt FG Attempts	2, 2x	12/18/19	at Syracuse
FT Made	4	12/03/19	at Western Mich.
FT Attempts	4	12/03/19	at Western Mich.
Rebounds	5	11/18/19	Hartford
Assists	7	11/30/19	at Toledo
Blocks	1, 2x	1/11/20	at Cleveland State
Steals	2	11/18/19	Hartford

#### SEASON HIGHS

Points	4, 2x	12/14/19	vs Michigan St
Minutes	22	11/30/19	at Toledo
FG Made	1, 3x	12/18/19	at Syracuse
FG Attempts	4	11/30/19	at Toledo
3-Pt FG Made	1	12/18/19	at Syracuse
3-Pt FG Attempts	2, 2x	12/18/19	at Syracuse
FT Made	4	12/03/19	at Western Mich.
FT Attempts	4	12/03/19	at Western Mich.
Rebounds	5	11/18/19	Hartford
Assists	7	11/30/19	at Toledo
Blocks	1, 2x	1/11/20	at Cleveland State
Steals	2	11/18/19	Hartford

#### SEASON NOTES

- Tied his career-high 4 points against Michigan State on Dec. 14
- Half-court shot at Syracuse on Dec. 18 made SportCenter's Top 10, coming in at No. 2.

#### GAME-BY-GAME

Opponent	Date	GS	MIN	Total		3-Pointers		Free throws		Rebounds				PF	A	T/O	BLK	STL	PTS	AVG
				FG-FGA	PCT	3FG-3FGA	PCT	FT-FTA	PCT	OFF	DEF	TOT	AVG							
Goshen	11/05/2019		08:32	1-2	.500	0-0	.000	0-0	.000	0	0	0	0.0	0	2	1	0	1	2	2.0
vs UTSA	11/09/2019		05:34	0-0	.000	0-0	.000	0-0	.000	0	1	1	0.5	0	1	0	0	0	1.0	
vs Southern Ill.	11/10/2019		00:18	0-0	.000	0-0	.000	0-0	.000	0	0	0	0.3	0	0	0	0	0	0	0.7
at Maryland	11/16/2019		05:58	1-1	1.000	0-0	.000	0-0	.000	0	0	0	0.3	2	1	1	0	0	2	1.0
Hartford	11/18/2019		06:45	0-3	.000	0-1	.000	0-0	.000	0	5	5	1.2	2	1	0	0	2	0	0.8
at Northern Ill.	11/25/2019		05:52	0-0	.000	0-0	.000	0-0	.000	0	0	0	1.0	1	0	0	0	0	0	0.7
at Toledo	11/30/2019		21:26	0-4	.000	0-2	.000	0-0	.000	0	0	0	0.9	3	7	2	0	0	0	0.6
at Western Mich.	12/03/2019		11:39	0-1	.000	0-0	.000	4-4	1.000	0	4	4	1.3	2	0	2	1	1	4	1.0
at Bowling Green	12/07/2019		04:53	0-0	.000	0-0	.000	0-0	.000	0	1	1	1.2	0	1	1	0	1	0	0.9
vs Michigan St.	12/14/2019		10:32	1-2	.500	0-1	.000	2-2	1.000	0	2	2	1.3	1	2	1	0	0	4	1.2
at Syracuse	12/18/2019		05:34	1-2	.500	1-2	.500	0-0	.000	0	0	0	1.2	1	0	1	0	0	3	1.4
Fairfield	12/21/2019		02:00	0-1	.000	0-1	.000	0-0	.000	0	0	0	1.1	0	0	0	0	0	0	1.3
Wright St.	01/03/2020		06:02	0-1	.000	0-1	.000	0-0	.000	0	0	0	1.0	0	2	1	0	0	0	1.2
Northern Ky.	01/05/2020		03:49	0-1	.000	0-0	.000	0-0	.000	1	2	3	1.1	0	1	1	0	0	0	1.1
at Cleveland St.	01/11/2020		02:00	0-0	.000	0-0	.000	0-0	.000	0	1	1	1.1	0	1	2	1	0	0	1.0
at Green Bay	01/16/2020		01:59	0-0	.000	0-0	.000	0-0	.000	0	0	0	1.1	1	0	2	0	1	0	0.9
Totals		0	102:53	4-18	.222	1-8	.125	6-6	1.000	1	16	17	1.1	13	19	15	2	6	15	0.9

#### Player Averages

Games Played	Minutes/game	Points/game	FG Pct	3FG Pct	FT Pct	Rebounds/game	Assists/game	Turnovers/game	Assist/Turnover ratio	Steals/game	Blocks/game
16	6.4	0.9	22.2	12.5	100.0	1.1	1.2	0.9	1.3	0.4	0.1

#### HOOP SCOOPS

Loves to fly fish in the Smoky Mountains

Favorite player is Ricky Rubio

Favorite artist is Quinn XCII



## YUSUF JIHAD

FRESHMAN | 6-8 | 214 | CENTER

Farmington Hills, Mich. | North Farmington

# 34

////////////////////

### CAREER NOTES

High School

- Detroit News All-State Third Team selection
- Detroit Free Press All-State Honorable Mention
- Top-5 North Suburb selection
- Oakland County Most Valuable Player
- Played for Greenwood Elite AAU
- Played in 2019 Mitten Classic

### CAREER HIGHS

Points  
Rebounds  
Assists  
Steals  
Blocks  
Minutes  
FG Made  
FG Att.  
3-pt FG Made  
3-pt FG Att.  
FT Made  
FT Attempts

### SEASON HIGHS

Points  
Rebounds  
Assists  
Steals  
Blocks  
Minutes  
FG Made  
FG Att.  
3-pt FG Made  
3-pt FG Att.  
FT Made  
FT Attempts

### SEASON NOTES

### GAME-BY-GAME

### HOOP SCOOPS

Skipped the second grade

Loves to read

**JACKIE HARRIS**

FRESHMAN | 6-8 | 214 | CENTER

LAMBERTVILLE, MICH. | ST. | FRANCIS DE SALES

**35**

////////////////////

**CAREER NOTES**

High School

- Three-time all-district and two-time all-state selection
- Played on Ohio Basketball Club and All-Ohio AAU teams
- Three-time sectional champion
- Finished his high school career as the school's second-highest scorer in program history
- Poured in 42 points in a game to reach 1,000 career points
- Honor roll student

**CAREER HIGHS**

Points	6, 2x	12/14/19	vs Michigan St
Minutes	28	1/16/20	at Green Bay
FG Made	2, 3x	12/28/19	vs Detroit Mercy
FG Attempts	6	11/05/19	Goshen
3-Pt FG Made	2, 2x	12/14/19	vs Michigan St
3-Pt FG Attempts	6	11/05/19	Goshen
FT Made	1	11/18/19	Hartford
FT Attempts	2	11/18/19	Hartford
Rebounds	4	11/05/19	Goshen
Assists	2	12/18/19	at Syracuse
Blocks	1	11/16/19	at Maryland
Steals	1	12/28/19	vs Detroit Mercy

**SEASON HIGHS**

Points	6, 2x	12/14/19	vs Michigan St
Minutes	28	1/16/20	at Green Bay
FG Made	2, 3x	12/28/19	vs Detroit Mercy
FG Attempts	6	11/05/19	Goshen
3-Pt FG Made	2, 2x	12/14/19	vs Michigan St
3-Pt FG Attempts	6	11/05/19	Goshen
FT Made	1	11/18/19	Hartford
FT Attempts	2	11/18/19	Hartford
Rebounds	4	11/05/19	Goshen
Assists	2	12/18/19	at Syracuse
Blocks	1	11/16/19	at Maryland
Steals	1	12/28/19	vs Detroit Mercy

**SEASON NOTES**

- Recorded the first assist and steal of his collegiate career on Dec. 7 at BGSU in five minutes of action
- Tied a career-high two triples versus Michigan State on Dec. 14

**GAME-BY-GAME**

Opponent	Date	GS	MIN	Total		3-Pointers		Free throws		Rebounds				PF	A	T/O	BLK	STL	PTS	AVG	
				FG-FGA	PCT	3FG-3FGA	PCT	FT-FTA	PCT	OFF	DEF	TOT	AVG								
Goshen	11/05/2019		22:27	2-6	.333	2-6	.333	0-0	.000	2	2	4	4.0	0	0	0	0	0	6	6.0	
vs Delaware	11/08/2019		13:30	0-2	.000	0-2	.000	0-0	.000	0	2	2	3.0	1	0	0	0	0	0	3.0	
vs UTSA	11/09/2019		04:57	0-2	.000	0-2	.000	0-0	.000	0	0	0	2.0	1	0	0	0	0	0	2.0	
vs Southern Ill.	11/10/2019		03:52	0-0	.000	0-0	.000	0-0	.000	0	0	0	1.5	0	0	0	0	0	0	1.5	
at Maryland	11/16/2019		15:26	2-4	.500	1-3	.333	0-0	.000	0	1	1	1.4	0	0	0	1	0	5	2.2	
Hartford	11/18/2019		09:21	1-3	.333	1-3	.333	1-2	.500	0	2	2	1.5	1	0	0	0	0	4	2.5	
at Northern Ill.	11/25/2019		08:47	0-4	.000	0-3	.000	0-0	.000	1	2	3	1.7	0	0	0	0	0	0	2.1	
at Toledo	11/30/2019		04:47	0-0	.000	0-0	.000	0-0	.000	0	0	0	1.5	0	0	0	0	0	0	1.9	
at Western Mich.	12/03/2019		05:51	1-1	1.000	0-0	.000	0-0	.000	0	1	1	1.4	0	1	0	0	0	2	1.9	
at Bowling Green	12/07/2019		03:03	0-0	.000	0-0	.000	0-0	.000	0	0	0	1.3	0	0	0	0	0	0	1.7	
vs Michigan St.	12/14/2019		08:23	2-5	.400	2-5	.400	0-0	.000	0	0	0	1.2	0	0	0	0	0	6	2.1	
at Syracuse	12/18/2019		04:24	0-1	.000	0-1	.000	0-0	.000	1	1	2	1.3	0	2	0	0	0	0	1.9	
Fairfield	12/21/2019		11:00	1-2	.500	1-2	.500	0-0	.000	0	0	0	1.2	0	0	1	0	0	3	2.0	
Detroit Mercy	12/28/2019		05:09	2-3	.667	1-1	1.000	0-0	.000	0	0	0	1.1	2	0	0	0	0	5	2.2	
Wright St.	01/03/2020		08:09	0-2	.000	0-2	.000	0-0	.000	0	1	1	1.1	0	1	0	0	0	0	2.1	
Northern Ky.	01/05/2020		03:38	0-0	.000	0-0	.000	0-0	.000	0	0	0	1.0	0	0	0	0	0	0	1.9	
at Youngstown St.	01/09/2020		04:53	1-4	.250	0-2	.000	0-0	.000	1	0	1	1.0	0	0	0	0	0	2	1.9	
at Cleveland St.	01/11/2020		03:00	0-0	.000	0-0	.000	0-0	.000	0	0	0	0.9	0	0	0	0	0	0	1.8	
at Green Bay	01/16/2020		28:05	0-1	.000	0-1	.000	0-0	.000	0	0	0	0.9	0	0	0	0	0	0	1.7	
UIC	01/23/2020		05:21	1-1	1.000	1-1	1.000	0-0	.000	0	0	0	0.9	0	0	0	0	0	3	1.8	
Totals			0	174:03	13-41	.317	9-34	.265	1-2	.500	5	12	17	0.9	5	4	1	1	0	36	1.8

**Player Averages**

Games Played	Minutes/game	Points/game	FG Pct	3FG Pct	FT Pct	Rebounds/game	Assists/game	Turnovers/game	Assist/Turnover ratio	Steals/game	Blocks/game
20	8.7	1.8	31.7	26.5	50.0	0.9	0.2	0.1	4.0	0.0	0.1

**HOOP SCOOPS**

Favorite player is Kevin Durant

Loves R&amp;B music

Has a jersey collection of his favorite 15 players

## Gm 1 vs Goshen



Official Basketball Box Score -- Game Totals -- Final Statistics  
**Goshen vs Oakland**  
**11/05/19 7:00 pm at**



**Goshen 66 • 0-1**

#	Player	Total		3-Ptr		Rebounds		PF	TP	A	TO	Blk	Stl	Min
		FG-FGA	FG-FGA	FT-FTA	Off	Def	Tot							
02	Shedrick Porter Jr.	* 1-6	1-3	0-0	0	2	2	1	3	1	0	0	18	
13	Tahj Curry	* 4-7	0-2	0-0	0	2	2	1	8	4	3	1	23	
21	Austin Branaqan	* 3-6	0-3	1-2	3	0	3	2	7	0	0	0	22	
22	Michael Bowers	* 2-8	1-5	0-0	1	1	2	3	5	1	3	0	1	23
31	Ben Cotton	* 0-4	0-4	0-0	0	1	1	3	0	2	0	0	1	22
05	Trevor Franklin	5-10	5-10	0-0	0	0	0	1	15	0	2	0	0	16
11	Colin Flowers	1-2	1-2	0-0	0	0	0	2	3	1	2	0	0	11
15	Robert Sanders	0-2	0-0	0-0	4	0	4	0	0	1	4	0	1	10
20	Phillip Hughes	0-0	0-0	0-0	0	1	1	1	0	0	0	2	0	10
23	Kedrick Bibby	1-2	0-0	0-0	0	1	1	2	2	1	0	0	0	5
24	Grant Monix	1-4	1-4	0-0	0	2	2	3	3	1	2	0	0	14
30	Braden Kingery	1-2	1-2	0-0	0	2	2	0	3	1	0	0	0	5
33	Landon Newnum	4-6	4-6	2-2	1	2	3	0	13	4	3	0	1	15
42	Colton Noel	1-3	0-0	1-2	0	0	0	2	3	0	0	0	0	9
44	Tanner Camp	0-0	0-0	0-0	0	2	2	1	0	0	0	0	0	8
	Team				1	0	1							
Totals		24-62	14-41	4-6	10	16	26	23	66	17	20	3	7	200
FG % 1st Half: 10-31 32.3%		2nd half: 14-31 45.2%		Game: 24-62 38.7%		Deadball		Rebounds						
3FG % 1st Half: 3-17 17.6%		2nd half: 11-24 45.8%		Game: 14-41 34.1%										
FT % 1st Half: 2-4 50.0%		2nd half: 2-2 100.0		Game: 4-6 66.7%										

**Oakland 94 • 1-0,0-0 Horizon**

#	Player	Total		3-Ptr		Rebounds		PF	TP	A	TO	Blk	Stl	Min							
		FG-FGA	FG-FGA	FT-FTA	Off Def Tot																
04	Daniel Oladapo	f 6-10	0-0	9-14	7 5 12	0	21	5	1	0	1	28									
14	Xavier Hill-Mais	f 6-11	0-2	3-4	1 7 8	1	15	2	3	2	3	28									
13	Brad Brechtling	c 8-8	0-0	5-7	1 3 4	2	21	2	2	0	1	20									
02	Tray Maddox Jr.	g 0-0	0-0	0-0	1 1 0	0	0	1	1	0	0	10									
15	Kevin Kangu	g 5-11	2-5	1-2	1 2 3	0	13	4	3	0	1	16									
05	Emmanuel Newsome	0-3	0-1	2-2	0 1 1	1	2	1	1	0	0	6									
11	Blake Lampman	3-3	3-3	1-1	0 0 0	0	10	3	0	0	0	16									
20	Babatunde Sowunmi	2-5	0-0	0-0	3 2 5	1	4	0	2	0	0	10									
21	Madison Monroe	0-1	0-0	0-0	1 0 1	4	0	0	1	0	1	12									
24	Kenny Pittman Jr.	0-4	0-2	0-2	0 2 2	1	0	0	0	0	0	13									
33	Christopher Gettelfi	1-2	0-0	0-0	0 0 0	0	2	2	1	0	1	8									
35	Jackie Harris	2-6	2-6	0-0	2 2 4	0	6	0	0	0	0	23									
Team					3 4 7																
Totals		33-64	7-19	21-32	19 29 48	10	94	20	15	2	9	200									
FG % 1st Half: 14-32 43.8%		2nd half: 19-32 59.4%		Game: 33-64 51.6%		Deadball Rebounds															
3FG % 1st Half: 3-12 25.0%		2nd half: 4-7 57.1%		Game: 7-19 36.8%																	
FT % 1st Half: 10-15 66.7%		2nd half: 11-17 64.7%		Game: 21-32 65.6%																	

Officials: Dave Cronin, Luke Schumacher, Jon Campbell  
 Technical fouls: Goshen-None. Oakland-None.  
 Attendance: 2554  
 2019-20 Men's Basketball. Round: 0. Goshen vs Oakland. Played at Athletics Cen

Score by periods	1st	2nd	Total
Goshen	25	41	66
Oakland	41	53	94

Points	In	Off	2nd	Fast
GOSHEN	Paint	T/O	Chance	Break
OAK	20	10	8	22
	46	25	15	24

Last FG - GOSHEN 2nd-00:39, OAK 2nd-02:23.  
 Largest lead - GOSHEN by 3 1st-16:41, OAK by 40 2nd-09:06.  
 GOSHEN led for 03:44, OAK led for 36:08, Game was tied for 00:08.

Score tied - 1 time.  
 Lead changed - 5 times.

## Gm 3 vs UTSA



Official Basketball Box Score -- Game Totals -- Final Statistics  
**UTSA vs Oakland**  
**11/09/19 4:30 pm at**



**UTSA 62 • 0-3,0-0 C-USA**

#	Player	Total		3-Ptr		Rebounds			PF	TP	A	TO	Blk	Stl	Min
		FG-FGA	FG-FGA	FT-FTA	Off	Def	Tot								
03	Byron Frohnen	f	1-2	0-0	0-0	1	2	3	5	2	1	3	0	1	17
23	Atem Bior	f	3-4	0-0	0-0	2	3	5	4	6	1	1	0	1	25
44	Luka Barisic	f	4-12	3-8	0-0	0	5	5	3	11	2	0	0	0	27
22	Keaton Wallace	g	3-17	2-10	2-2	1	2	3	3	10	1	3	0	1	36
31	Jhivvan Jackson	g	7-18	2-7	5-6	2	3	5	4	21	2	1	0	0	36
05	Makani Whiteside		0-0	0-0	2-2	0	0	0	1	2	0	0	0	0	7
10	Erik Czumbel		0-1	0-1	0-0	0	0	0	1	0	0	1	0	0	2
11	Adokiyi Iyaye		0-1	0-1	0-0	0	0	0	1	0	0	0	0	0	5
12	Phoenix Ford		0-0	0-0	1-2	0	1	1	1	1	0	2	0	0	35
14	Knox Hellums		1-4	1-3	1-2	0	0	0	0	4	1	0	0	1	22
24	Jacob Germany		2-3	0-0	1-1	0	2	2	1	5	0	1	0	0	10
25	Adrian Rodriguez		0-0	0-0	0-0	1	2	3	2	0	1	0	1	0	10
Team						5	1	6							
Totals			21-62	8-30	12-15	12	21	33	26	62	10	11	1	4	200
FG % 1st Half: 14-30 46.7% 2nd half: 7-32 21.9% Game: 21-62 33.9% Deadball Rebounds 2															
3FG % 1st Half: 7-14 50.0% 2nd half: 1-16 6.3% Game: 8-30 26.7%															
FT % 1st Half: 1-2 50.0% 2nd half: 11-13 84.6% Game: 12-15 80.0%															

**Oakland 75 • 2-1,0-0 Horizon**

#	Player	Total		3-Ptr		Rebounds			PF	TP	A	TO	Blk	Stl	Min
		FG-FGA	FG-FGA	FT-FTA	Off	Def	Tot								
04	Daniel Oladapo	f 2-6	0-0	1-2	2	2	4	1	5	0	2	0	1	28	
14	Xavier Hill-Mais	f 7-14	1-3	4-6	3	9	12	3	19	4	2	1	1	35	
13	Brad Brechtling	c 1-2	0-0	2-2	0	6	6	3	4	0	1	0	1	22	
02	Tray Maddox Jr.	g 4-10	1-5	7-9	0	3	3	4	16	5	1	0	1	40	
15	Kevin Kangu	g 4-9	3-5	9-10	1	2	3	3	20	2	5	0	0	38	
05	Emmanuel Newsome	0-1	0-0	0-0	0	0	0	1	0	0	0	0	0	2	
11	Blake Lampman	3-4	3-4	0-0	0	2	2	4	9	1	1	0	0	18	
20	Babatunde Sowunmi	0-0	0-0	0-0	1	0	1	0	0	0	0	0	0	3	
21	Madison Monroe	0-0	0-0	0-0	0	0	0	0	0	0	0	0	0	04	
24	Kenny Pittman Jr.	0-0	0-0	2-2	0	1	1	0	2	0	0	0	0	3	
33	Christopher Gettelfi	0-0	0-0	0-0	0	1	1	0	0	1	0	0	0	6	
35	Jackie Harris	0-2	0-2	0-0	0	0	0	1	0	0	0	0	0	5	
Team					3	4	7								
Totals		21-48	8-19	25-31	10	30	40	20	75	13	14	1	3	200	
FG % 1st Half: 11-31 35.5%		2nd half: 10-17 58.8%		Game: 21-48 43.8%		Deadball Rebounds									
3FG % 1st Half: 6-15 40.0%		2nd half: 2-4 50.0%		Game: 8-31 42.1%											
FT % 1st Half: 5-6 83.3%		2nd half: 20-25 80.0%		Game: 25-31 80.6%											

Officials: Chad Barlow, Tim Smith, John Floyd  
 Technical fouls: UTSA-TEAM, Oakland-None.  
 Attendance: 564  
 2019-20 Men's Basketball. Round: 0. Oakland vs UTSA. Played at Silver Spurs Ar

Score by periods	1st	2nd	Total
UTSA	36	26	62
Oakland	33	42	75

Points	In	Off	2nd	Fast
UTSA	Paint	T/O	Chance	Break
OAK	16	9	15	7
	20	10	4	12

Last FG - UTSA 2nd-00:03, OAK 2nd-02:49.  
 Largest lead - UTSA by 9 1st-02:56, OAK by 18 2nd-02:21.  
 UTSA led for 16:38, OAK led for 19:57, Game was tied for 03:25.

Score tied - 4 times.  
 Lead changed - 7 times.

## Gm 2 vs Delaware



Official Basketball Box Score -- Game Totals -- Final Statistics  
**Oakland vs Delaware**  
**11/08/19 5:00 pm at**



**Oakland 53 • 1-1,0-0 Horizon**





## GAME 23 at Detroit

### Gm 5 at #7 Maryland



Official Basketball Box Score - Game Totals - Final Statistics

#### Oakland vs Maryland 11/16/19 12:00 pm at



##### Oakland 50 • 3-2,0-0 Horizon

#	Player	FG	Total	3-Ptr	FT	FTA	Reb	Off	Def	Tot	PF	TP	TO	Blk	Stl	Min
04	Daniel Oladapo	f	1-3	0-0	1-7	3 3	6	0	3	3	2	0	2	0	0	28
14	Xavier Hill-Mais	f	6-12	3-6	3-4	1 3	4	18	2	5	1	1	1	1	1	31
13	Brad Brechtling	c	3-10	0-2	0-2	2 4	6	2	6	1	3	0	2	2	2	24
02	Tray Maddox Jr.	f	2-7	1-5	0-0	0 2	2	1	5	0	0	0	1	1	1	24
15	Kevin Kangu	g	1-6	0-2	0-0	0 0	0	1	2	4	0	0	4	0	4	28
05	Emmanuel Newsome		0-1	0-0	2-2	0 2	2	0	2	0	2	1	0	0	0	6
11	Blake Lampman		1-2	1-2	0-0	0 2	2	1	3	0	0	1	0	0	0	12
20	Babatunde Sowunmi		0-1	0-0	0-0	0 1	1	0	1	1	0	0	0	0	0	8
21	Madison Monroe		2-4	0-0	0-0	0 2	2	1	4	0	0	0	0	0	0	9
24	Kenny Pittman Jr.		0-1	0-1	0-0	0 1	1	2	0	0	2	0	0	0	0	8
33	Christopher Gettelfi		1-1	0-0	0-0	0 0	0	2	2	1	1	0	1	0	0	6
35	Jackie Harris		2-4	1-3	0-0	0 1	1	0	5	0	0	0	1	0	0	16
	Team					3 0	3									
Totals			19-52	6-21	6-15	9 21	30	15	50	11	19	2	8	200	Deadball Rebounds 2	

FG % 1st Half: 10-27 37.0% 2nd half: 9-25 36.0% Game: 19-52 36.5%  
3FG % 1st Half: 1-9 11.1% 2nd half: 5-12 41.7% Game: 6-21 28.6%  
FT % 1st Half: 1-7 14.3% 2nd half: 5-8 62.5% Game: 6-15 40.0%

##### Maryland 80 • 3-0,0-0 Big Ten

#	Player	Total		3-Ptr		Rebounds		PF	TP	A	TO	Blk	Stl	Min	
		FG-FGA	FT-FTA	FG-FGA	FT-FTA	Off	Def								
21	Makhi Mitchell	1-2	0-0	1-3	0	1	3	3	0	0	0	0	0	7	
25	Jalen Smith	4-7	0-1	0-0	4	3	7	1	8	0	1	3	3	26	
01	Anthony Cowan	3-6	2-4	0-0	0	6	6	1	11	7	3	0	0	24	
02	Aaron Wiggins	4-9	2-7	0-0	0	2	2	0	10	1	2	0	3	20	
11	Darryl Morsell	6-8	2-2	0-0	1	6	7	1	14	1	1	1	2	21	
00	Joshua Tomaic	1-2	0-1	0-0	0	1	1	0	2	0	0	1	0	6	
04	Ricky Lindo Jr.	2-2	0-0	1-2	1	1	2	4	5	0	0	0	0	9	
05	Eric Ayala	3-7	0-3	0-0	0	0	0	1	6	5	4	0	0	20	
10	Serrell Smith Jr.	0-3	0-3	0-0	0	2	2	2	0	2	1	0	0	11	
12	Reese Mona	2-2	1-1	0-0	0	1	1	1	5	0	0	1	0	6	
13	Hakim Hart	1-3	0-1	5-6	0	1	1	1	7	3	0	0	0	12	
14	Will Clark	1-1	0-0	0-0	0	1	1	0	2	0	0	0	0	3	
20	Travis Valmon	0-1	0-0	0-0	0	0	0	0	0	0	0	0	0	3	
22	Makheil Mitchell	1-1	0-0	2-2	0	4	4	0	4	0	0	0	1	16	
24	Donta Scott	1-3	1-3	0-0	2	2	4	2	3	0	1	0	1	16	
Team		10		1		10		1		10		1		20	
Totals		30-57	8-26	12-17	9	31	40	17	80	19	13	6	10	200	Deadball Rebounds 2

FG % 1st Half: 13-26 50.0% 2nd half: 17-31 54.8% Game: 30-57 52.6%  
3FG % 1st Half: 4-13 30.8% 2nd half: 4-13 30.8% Game: 8-26 30.8%  
FT % 1st Half: 5-6 83.3% 2nd half: 7-11 63.6% Game: 12-17 70.6%

Officials: Paul Szelc, Kelly Pfifer, Brian McNutt  
Technical fouls: Oakland-None. Maryland-None.  
Attendance: 12989  
2019-20 Men's Basketball. Round: 0. Maryland vs Oakland. Played at XFINITY Cen

Score by periods	1st	2nd	Total
Oakland	22	28	50
Maryland	35	45	80

Points	In	Off	2nd	Fast	Bench
OAK	22	15	4	4	14
MD	36	25	13	30	34

Last FG - OAK 2nd-01:02, MD 2nd-00:31.  
Largest lead - OAK by 4 1st-10:24, MD by 35 2nd-03:40.  
Oak led for 03:23, MD led for 35:10. Game was tied for 01:27.  
Score tied - 2 times.  
Lead changed - 6 times.

### Gm 7 at Northern Illinois

Official Basketball Box Score - Final  
Oakland at Northern Illinois  
11/20/19 NIU Convocation Center, DeKalb, Illinois  
6:25 PM Men's Basketball

Game Time: 7:00 PM  
Game Duration: 1:42  
Attendance: 793

Officials: Tim Swann, Steve Horvack, John Hampton

##### Oakland - 50

Record: 4-3

NO.	Name	Min	FG		3P	FT	Rebounds		Fouls	PF	TP	AS	TO	ST	Blocks	+/-	Shooting By Period
			M/A	M/A	M/A	M/A	OR	DR									1st FG% 15:27 39.3%
4	Daniel Oladapo	F	30:56	4-7	0-0	5-6	3 3	6	1 4	13	0	3	0	0	0	-22	3PT% 2-11 18.2%
14	Xavier Hill-Mais	F	34:03	5-10	1-3	2-2	1 7	8	2 1	13	1	2	0	0	0	-22	FT% 5-6 83.3%
13	Brad Brechtling	C	15:50	1-4	0-0	1-2	2 3	5	3 5	3	1	2	0	2	0	-8	2nd FG% 6:02 18.2%
15	Kevin Kangu	G	28:37	0-8	0-4	2-2	0 6	6	0 6	2	2	2	3	0	0	-19	3PT% 1-10 10.0%
24	Kenny Pittman Jr.	G	11:26	1-2	1-2	0-0	0 1	1	0	0	3	0	1	1	0	-7	FT% 12-14 85.7%
20	Babatunde Sowunmi	G	08:37	0-2	0-0	0-0	0 0	0	0	0	0	0	2	0	0	-3	GM FG% 15:50 30.0%
2	Tray Maddox Jr.	F	31:42	3-7	0-3	5-6	1 3	4	2 3	11	1	1	0	0	0	-17	3PT% 3-21 14.3%
11	Blake Lampman	F	18:34	1-5	1-5	0-0	0 1	1	1	2	3	1	0	0	0	-11	FT% 17-20 85.0%
33	Christopher Gettelfi	G	05:52	0-0	0-0	0-0	0 0	0	0	0	0	0	0	0	0	-4	Dead Ball Rebounds: 0
35	Jackie Harris	G	08:47	0-4	0-3	0-0	1 2	3	0	0	0	0	0	0	0	-6	
5	Emmanuel Newsome	G	05:31	0-1	0-1	2-2	0 0	0	0	1	2	0	0	0	0	-1	
Team			1		2		3		0		1		0		1		
Totals			15-50	3-21	17-20	9 28	37	10	18	50	6	13	5	2	0	-24	

Technical Fouls: Hill-Mais 2nd 8:19

##### Northern Illinois - 74

Record: 6-2

NO.	Name	Min	FG		3P	FT	Rebounds		Fouls	PF	TP	AS	TO	ST	Blocks	+/-	Shooting By Period
			M/A	M/A	M/A	M/A	OR	DR									1st FG% 15:27 46.1%
4	Lacey James	F	24:28	2-9	1-2	0-2	4 9	13	4	2	5	0	1	0	1	17	3PT% 7-12 58.3%
11	Noah McCarthy	F	26:45	3-6	1-1	0-2	1 6	7	1	1	7	2	0	0	0	14	FT% 1-4 25%
1	Trendon Hankerson	G	27:39	5-7	4-5	0-0	0 2	1	1	14	4	0	1	0	0	20	2nd FG% 17:33 51.5%
2	Gaige Dawg	G	15:33	2-3	1-4	0-0	0 1	1	3	0	5	0	1	0	0	0	3PT% 6-12 50.0%
10	Eugene German	G	30:17	6-14	3-5	0-0	0 2	2	2	21	3	3	3	0	0	24	FT% 0-3 0%
24	Darius Beane	F	19:49	2-4	0-1	0-1	0 4	0	4	0	2	4	2	1	0	14	GM FG% 30:40 50.0%
5	Nathan Scott	G	11:05	2-5	1-3	0-0	0 2	3	0	5	0	0	1	0	1	9	3PT% 13-24 54.2%
0	Chris Johnson	G	08:23	0-0	0-0	0-0	0 0	0	0	3	1	0	1	0	0	1	FT% 1-7 14.3%
5	Zaire Mason	G	10:28	2-5	2-4	0-0	0 2	2	0	6	2	0	0	0	0	2	Dead Ball Rebounds: 0
23	Tyler Cochran	F	16:14	2-5	0-1	1-2	0 1	1	0	1	5	1	0	0	0	12	
32	Keenon Cole	F	08:19	1-2	0-1	0-0	0 0	0	2	0	2	0	0	0	0	7	
Team			1		0		1		0		0		0		0		
Totals			30-60	13-24	1-7	6 29	35	19	9 24	15	9	6	0	2	24		

Technical Fouls: James 2nd 8:19

Biggest lead		OAK	NIU
		2 (1st 15:16)	26 (2nd 4:17)
Best Scoring Run		6 (1st 8:11)	9 (2nd 15:20)
Lead Changes		6	
Times Tied		1	
Time with Lead		01:35	37:42
Points from		OAK	NIU
Turnovers		5	24
Fast Breaks		7	15
Bench		16	22
Period Point		OAK	NIU
		29	50
		34	74

### Gm 6 vs Hartford



Official Basketball Box Score - Game Totals - Final Statistics

#### Hartford vs Oakland 11/18/19 7:00 pm at



##### Hartford 50 • 3-2,0-0 America

#	Player		Total		3-Ptr		Rebounds		PF	TP	A	TO	Blk	Stl	Min
			FG-FA	FGA	FT-FTA	Off	Def	Total							
00	Hunter Marks	f	5-11	1-6	0-2	1	12	13	1	11	3	4	1	0	40
12	Miroslav Staf	f	4-10	0-0	1-2	3	0	3	2	9	0	4	0	0	28
03	Romain Boxus	g	1-5	1-5	2-2	0	0	0	3	5	2	1	0	2	27
04	Moses Flowers	g	2-6	2-4	1-2	0	2	2	5	7	2	2	0	2	19
25	Traci Carter	g	2-10	1-1	0-0	0	1	1	4	5	4	0	0	6	34
02	D.J. Mitchell		4-10	3-7	0-0	0	3	3	4	11	1	1	0	1	29
10	Nikola Colovic		0-0	0-0	0-0	0	0	0	1	0	0	0	0	0	5
11	PJ Henry		1-5	0-0	0-0	0	0	0	3	2	1	0	0	1	14
23	Michael Dunne		0-1	0-1	0-0	0	1	1	2	0	0	1	0	0	3
33	Key Sullivan		0-0	0-0	0-0	0	0	0	0	0	0	0	0	0	1
	Team					2	4	6							
	Totals		19-58	8-24	4-8	6	23	29	25	50	13	13	1	12	200

## Gm 9 at Western Michigan



Official Basketball Box Score - Game Totals - Final Statistics  
Oakland vs Western Mich.  
12/03/19 7:00 pm at



Oakland 72 • 5-4,0-0 Horizon

#	Player		Total		3-Ptr		Rebounds				PF	TP	A	T	Bk	Stl	Min
			FG	FGA	FG	FGA	FT	FTA	Off	Def							
04	Daniel Oladapo	f	4-8	0-1	3-4	1	5	6	2	11	2	2	1	1	1	35	
14	Xavier Hill-Mais	f	11-13	0-1	4-5	2	7	9	4	26	4	2	0	0	0	34	
13	Brad Brechtling	f	1-3	0-0	2-3	1	1	2	3	4	0	1	0	0	0	16	
02	Tray Maddox Jr.	g	3-9	2-4	0-1	0	3	3	0	8	0	1	0	0	0	28	
09	Kevin Kangu	g	1-3	0-1	5-6	1	4	5	0	7	1	2	0	0	0	24	
05	Emmanuel Newsome	g	0-0	0-0	0-1	0	2	2	1	0	0	0	0	0	0	8	
11	Blake Lampman		4-8	2-6	0-0	0	2	2	4	10	1	0	0	1	1	38	
20	Babatunde Sowunmi		0-0	0-0	0-0	0	0	0	1	0	0	0	0	0	0	11	
33	Christopher Gettelfi		0-1	0-0	4-4	0	4	4	2	4	0	2	1	1	1	0+	
35	Jackie Harris		1-1	0-0	0-0	0	1	1	0	2	1	0	0	0	0	0	
Team																	
Totals			25-46	4-13	18-24	6	30	36	17	72	9	10	2	3	200		

FG % 1st Half: 15-24 62.5% 2nd half: 10-22 45.3% Game: 25-46 54.3%  
3FG % 1st Half: 2-4 50.0% 2nd half: 2-9 22.2% Game: 4-13 30.8%  
FT % 1st Half: 4-5 80.0% 2nd half: 14-19 73.7% Game: 18-24 75.0%

Western Mich. 62 • 4-5,0-0 MAC

#	Player	Total		3-PT		Rebounds							PF	TP	A	T	Bk	Stl	Min
		FG	FGA	FG	FGA	FT	FTA	Off	Def	Total									
36	Brandon Johnson	7	14	0	2	4	8	6	9	15	4	18	2	0	1	0	37		
22	Titus Wright	0	0	0	0	0	0	0	2	2	3	0	1	0	0	0	13		
03	B Artis White	0	1	7	5	0	0	0	1	1	3	0	0	0	0	1	14		
12	Michael Flowers	0	3	11	7	5	5	2	2	4	12	4	2	0	1	33			
30	Isaiah Whitens	0	1	4	2	0	2	3	0	3	3	2	0	0	3	71			
01	Chase Barrs	2	3	0	0	2	2	1	3	4	2	6	1	2	0	0	13		
04	Jared Printy	3	6	3	6	1	1	0	0	1	10	1	1	0	0	21			
11	Rafael Cruz Jr.	2	11	2	9	2	2	0	2	2	4	8	0	0	0	1	25		
25	Patrick Emilian	1	3	0	2	0	0	1	0	1	0	2	0	0	0	1	5		
20	William Boyer-Richer	0	2	0	0	0	0	0	0	0	1	0	0	0	0	0	14		
24	Adida Ikongshul	0	0	0	0	0	1	0	0	0	0	0	0	0	0	0	4		
	Team							2	2	2									
Totals		20	61	8	35	14	21	15	19	34	21	62	11	5	1	8	200		

FG % 1st Half: 12-35 34.3% 2nd half: 8-26 30.8% Game: 20-61 32.8%  
3FG % 1st Half: 3-16 18.8% 2nd half: 5-19 26.3% Game: 8-35 22.9%  
FT % 1st Half: 3-5 60.0% 2nd half: 11-16 68.8% Game: 14-21 66.7%

Officials: Brad Clausen, Jim Schipper, Frank Spencer  
Technical fouls: Oakland-None, Western Mich.-None.  
Attendance: 2114  
2019-20 Men's Basketball, Round: O. Oakland vs Western Mich., Played at Reed F

Score by periods	1st	2nd	Total
Oakland	36	36	72
Western Mich.	30	32	62

Lead: OAK 2nd-00:00, WMU 2nd-00:00.  
Largest lead - OAK by 30 1st-03:36, WMU by 3 1st-18:38.  
OAK led for 35:44, WMU led for 02:45. Game was tied for 01:24.

Score tied - 8 times.  
Lead changed - 3 times.

## Gm 11 vs #16 Michigan State



Official Basketball Box Score - Final  
Oakland vs Michigan State  
12/14/19 Little Caesars Arena, Detroit  
ESPN2 Men's Basketball

Game Time 120 AM  
Game Duration 128  
Attendance 18,146

Michigan St. - 78

#	Player	Total	FG	FGA	3-PT	3-PTA	FT	FTA	Rebounds	PF	TP	A	T	Bk	Stl	Min
11	Aaron Henry	25	10-25	4-9	2-5	0-0	2-2	1	1	10	6	4	1	1	0	22
23	Xavier Tillman	32	13-23	4-4	0-0	1-5	4	9	13	2	4	9	3	2	1	20
30	Marcus Bingham Jr.	13	11-21	2-3	1-1	0-0	4	4	0	0	5	0	2	1	2	25
44	Gabe Brown	27	10-19	3-8	0-5	3-3	0	6	6	0	1	9	1	0	0	22
5	Cassius Winston	28	10-19	3-8	0-5	3-3	0	6	6	0	1	9	1	0	0	22
25	Malik Hall	07	0-1	0-0	0-0	0-0	2-2	2	2	0	2	1	2	0	0	4
0	Kyle Ahrens	18	0-6	2-6	1-4	0-0	2-3	5	0	2	5	0	3	0	0	13
15	Thomas Kithier	08	4-4	0-0	0-0	2-4	3	1	8	1	0	0	0	0	0	11
3	Foster Loyer	11	4-8	1-4	1-4	4-4	0	1	1	2	1	2	1	0	0	3
41	Conner George	09	1-3	1-3	0-0	0-0	1	1	4	5	3	0	0	0	0	2
14	Julius Marble	06	0-0	0-0	0-0	0-0	1	1	0	0	2	0	0	0	0	0
14	Brook Washington	03	0-1	0-1	2-2	1	0	1	1	2	1	1	0	0	0	1
10	Jack Holberg	02	4-4	1-1	0-0	1-2	0	0	0	1	3	0	0	0	0	4
13	Steven Izzo	01	5-5	0-1	0-1	0-0	0	3	3	0	0	0	0	0	0	1
40	Braden Burke	01	5-5	0-0	0-0	0-0	0	0	0	0	0	0	0	0	0	1
Team																
Totals		26-58	7-33	13-18	13	41	54	14	13	72	21	17	2	5	0	23

Shooting By Period

#	Player	1st	2nd	3rd	4th	Total
11	Aaron Henry	5-10	5-10	0-0	0-0	10-20
23	Xavier Tillman	6-13	7-10	0-0	0-0	13-23
30	Marcus Bingham Jr.	6-11	5-10	0-0	0-0	11-21
44	Gabe Brown	5-10	5-9	0-0	0-0	10-19
5	Cassius Winston	5-10	5-9	0-0	0-0	10-19
25	Malik Hall	0-1	0-0	0-0	0-0	0-1
0	Kyle Ahrens	2-6	1-4	0-0	0-0	3-10
15	Thomas Kithier	4-4	0-0	0-0	0-0	4-8
3	Foster Loyer	4-8	1-4	1-4	0-0	6-16
41	Conner George	1-3	0-0	0-0	0-0	1-3
14	Julius Marble	0-0	0-0	0-0	0-0	0-0
14	Brook Washington	0-1	2-2	1-0	0-0	3-3
10	Jack Holberg	4-4	1-1	0-0	0-0	5-5
13	Steven Izzo	5-5	0-1	0-1	0-0	6-6
40	Braden Burke	5-5	0-0	0-0	0-0	5-5
Team		4	4	8	0	16
Totals		17-65	7-22	8-12	0	25-97

Technical Fouls: Team 2nd-02:21

MSU	OAK
Biggest lead	28 (2nd 7:41) 2 (1st 18:28)
Best Shooting Run	12 (1st 8:14) 5 (2nd 4:46)
Lead Changes	2
Times Tied	5
Time with Lead	35:28 00:29

Game Notes: 1st second half, Range Team

## Gm 10 at Bowling Green



Official Basketball Box Score - Game Totals - Final Statistics  
Oakland vs Bowling Green  
12/07/19 4:00 pm at



Oakland 65 • 5-5,0-0 Horizon

#	Player	Total	3-Ptr			Rebounds											
		FG	FGA	FG	FGA	FT	FTA	Off	Def	Tot	PF	TP	A	To	Bk	Stl	Min
14	Xavier Hill-Mais	f	8-13	1-4	5-7	2	10	12	4	22	1	3	0	1	35		175
13	Brad Brechtling	c	2-4	0-0	0-0	2	3	5	4	4	1	2	0	0	1		37
02	Tray Maddox Jr.	g	6-12	3-7	4-4	2	3	5	2	19	2	5	1	1	37		36
11	Blake Lampman	g	2-8	1-7	1-3	0	5	5	1	6	0	0	0	0	36		37
15	Kevin Kangu	g	2-6	1-2	0-1	0	5	5	2	5	7	2	0	0	35		35
04	Daniel Oladapo		3-7	0-0	3-4	1	2	3	4	9	1	2	1	0	31		31
24	Kenny Pittman Jr.		0-0	0-0	0-0	0	0	0	0	0	0	0	0	0	1		1
33	Christopher Gettelfi		0-0	0-0	0-0	0	1	1	0	0	1	1	0	1	5		5
35	Jackie Harris		0-0	0-0	0-0	0	0	0	0	0	0	0	0	0	3		3
	Team							1	0	1							
	Totals		23-50	6-20	13-19	8	29	37	17	65	13	15	2	3	200		

FG % 1st Half: 10-25 40.0% 2nd half: 13-25 52.0% Game: 23-50 46.0%  
3FG % 1st Half: 3-10 30.0% 2nd half: 3-10 30.0% Game: 6-20 30.0%  
FT % 1st Half: 7-11 63.6% 2nd half: 6-8 75.0% Game: 13-19 68.4%

Bowling Green 68 • 7-2,0-0 MAC

		Total	3-PT			Rebounds									
#	Player	FG-FGA	FG-FGA	FT-FTA	Off Def Tot	PF	TP	A	T	Bk	Stl	Min			
11	Trey Diggs	3	8-13	2-5	0-0	0	0	3	8	0	0	0	1	22	
25	Daegwon Plowden	9	9-13	3-4	2-2	3	7	10	0	23	0	1	0	26	
02	Taylor Mattos	5	5-6	0-0	2-3	1	8	9	4	12	0	1	2	1	26
03	Caleb Fields	2	2-5	2-4	0-0	0	1	1	1	6	2	1	0	2	29
06	Dylan Frye	4	4-14	1-8	1-2	0	1	1	2	10	7	1	0	0	33
00	Michael Lester	0	0-3	0-1	6-7	1	1	2	1	6	2	0	0	0	20
04	Davin Zeigler	0	0-1	0-0	1-2	0	0	0	0	1	1	0	0	0	6
13	Chandler Turner	0	0-3	0-1	0-0	0	1	1	0	0	0	0	0	0	9
22	Markon Sierra	1	1-3	0-1	0-0	1	4	5	3	2	0	1	0	1	15
35	Dylan Swingle	0	0-1	0-0	0-0	0	1	1	2	0	0	0	0	0	4
Team						0	0	0							
Totals		24-57	8-24	12-16	6	24	30	17	68	12	5	2	9	200	

FG % 1st Half: 16-27 59.3% 2nd half: 8-30 26.7% Game: 24-57 42.1%  
3FG % 1st Half: 3-11 27.3% 2nd half: 3-13 23.1% Game: 6-24 25.0%  
FT % 1st Half: 2-4 50.0% 2nd half: 10-12 83.3% Game: 12-16 75.0%

Officials: Edwin Young, Bobby Daw, Lewis Garrison  
Technical fouls: Oakland-None, Bowling Green-None.  
Attendance: 2124  
2019-20 Men's Basketball, Round: O. Bowling Green vs Oakland, Played at Stro

Score by periods	1st	2nd	Total
Oakland	30	35	65
Bowling Green	39	29	68

Lead: OAK 2nd-00:00, BGSU 2nd-00:55.  
Largest lead - OAK by 4 2nd-01:41, BGSU by 13 1st-03:16.  
OAK led for 05:49, BGSU led for 32:36. Game was tied for 01:55.

Score tied - 8 times.  
Lead changed - 4 times.

## Gm 12 at Syracuse



Official Basketball Box Score - Final  
Oakland at Syracuse  
12/13/19 Carrier Dome, Syracuse  
ESPN2 Men's Basketball

Game Time 120 AM  
Game Duration 128  
Attendance 18,146

Oakland - 88

Offense - 18		Records-B-I																
No.	Name	Min	FG	3P	FT	Rebounds	Off	Fouls	TP	AS	TO	Stk	Bk	Stl	+/-	Shooting By Period		
																%F	%F	
04	Daniel Oladapo	F 25:50	16	0-0	1-2	1	2	3	0	2	3	0	0	0	0	22.5%		
14	Xavier Hill-Mals	F 23:59	6-8	0-0	4-4	2	4	6	5	16	3	2	0	0	1	45.6%		
08	Dan Breachner	C 13:57	0-0	0-0	8-8	0	8	4	5	20	1	0	1	0	0	22.5%		
13	Tray Madison Jr	F 20:26	1-1	0-0	2-3	1	3	1	2	2	2	1	0	1	0	45.6%		
21	Madison Monroe	G 21:47	0-2	0-1	2-3	1	3	4	2	1	2	2	0	0	-10	50%		
5	Emmanuel Newsome	00:43	0-1	0-0	0-0	0	0	0	1	0	0	0	0	0	-4	50%		
15	Bike Lampan	28:41	1-7	1-7	2-4	0	2	2	0	3	5	0	1	0	0	44.2%		
15	Kevin Kang	11:24	0-1	0-2	2-2	0	2	2	0	0	4	1	2	0	0	-3		
35	Christopher Gotsdiner	00:34	1-2	1-2	0-0	0	0	0	0	0	0	0	0	0	0	50%		
32	Clayton Harris	04:21	0-1	0-1	0-0	0	1	2	0	0	0	0	0	0	0	0%		
20	Babatunde Sowunmi	00:41	0-0	0-0	0-0	0	0	0	0	0	0	0	0	0	-2	50%		
24	Kenny Pittman Jr	16:06	0-1	0-1	0-0	0	2	2	1	0	0	0	1	0	0	83.3%		
Team						1	4	5	0	0	0	1	1	0	0			
Totals			19-44	4-18	20-24	7	27	34	16	16	62	15	18	4	1	3	-12	



## GAME 23 at Detroit

### Gm 13 vs Fairfield

Date: 12/21/19  
Time: 2 p.m.  
Attendance: 2788  
Site: Rochester, Mich. (Blacktop at the O'rena)  
Referees: Scott Sivilie, Andy O'Brien, Michael Griffith

Score By Period		1	2	OT 1	Total
Fairfield		31	20	10	61
Oakland		31	20	8	59

#### Fairfield 61

#	Player	GS	MIN	FG	3PT	FT	ORB-DRB	REB	PF	A	TO	BLK	STL	PTS
24	Cruz, Jesus	*	40	11-25	0-3	1-2	2-3	5	4	1	4	0	5	23
02	Benning, Taj	*	41	3-12	1-4	3-4	1-3	4	2	1	1	1	0	10
01	Maldoh, Chris	*	18	3-3	1-1	0-0	0-1	1	1	0	0	0	0	7
05	Kavalauskas, Aidan	*	37	2-5	2-5	0-0	0-2	2	1	0	3	0	2	6
23	Eze, Vincent	*	28	1-5	0-0	3-6	0-3	3	4	2	0	0	3	5
12	Senghore-Peterson, Ke		17	3-8	0-2	0-0	3-5	8	2	0	1	0	0	6
15	Methani, Wassef		24	2-4	0-0	0-0	1-3	4	4	0	7	1	0	4
11	Whipple, Calvin		12	0-0	0-0	0-0	0-3	3	0	1	0	0	0	0
10	Jeanne-Rose, Allan		8	0-1	0-1	0-0	0-0	0	0	2	0	0	0	0
TM TEAM			0	0-0	0-0	0-0	2-3	5	0	0	2	0	0	0
Totals		-	225	25-63	4-16	7-12	9-26	35	18	7	18	2	10	61

Team Summary		FG	3PT	FT
First Half	14-27	51.85 %	3-7	42.86 %
Second Half	9-24	26.67 %	0-7	0.00 %
OT 1	3-6	50.00 %	1-2	50.00 %
Total	25-63	39.7 %	4-16	25.0 %

Technical Fouls: none  
Lead Changed: 4 times(s)  
Second Chance Points: 8  
Points off Turnovers: 19  
Scores Tied: 7 times(s)  
Bench Points: 10  
Points in the Paint: 38  
Largest Lead: 5 OT-02:40  
Fast Break Points: 6

#### Oakland 59

#	Player	GS	MIN	FG	3PT	FT	ORB-DRB	REB	PF	A	TO	BLK	STL	PTS
14	Hill-Mais, Xavier	*	30	6-12	0-1	6-8	2-5	7	4	2	4	1	1	18
04	Oladapo, Daniel	*	22	6-8	0-0	4-5	3-5	8	3	0	2	0	1	16
13	Brechtig, Brad	*	38	5-9	0-1	0-0	3-10	13	2	2	3	3	0	10
02	Maddox Jr., Tray	*	25	1-6	1-2	0-0	1-1	2	3	0	4	1	2	3
21	Monroe, Madison	*	15	0-0	0-0	0-0	0-1	1	1	0	1	0	0	0
15	Kangu, Kevin		37	4-13	1-6	0-1	1-2	3	3	5	4	0	1	9
35	Harris, Jackie		11	1-2	1-2	0-0	0-0	0	0	0	1	0	0	3
11	Lampman, Blake		27	0-8	0-0	0-0	0-0	0	1	0	0	0	1	0
24	Pittman Jr., Kenny		18	0-0	0-0	0-0	0-0	0	0	1	1	0	0	0
33	Gettelfinger, Chris		2	0-1	0-1	0-0	0-0	0	0	0	0	0	0	0
TM TEAM			0	0-0	0-0	0-0	1-3	4	0	0	0	0	0	0
Totals		-	225	23-59	3-21	10-14	11-27	38	17	10	20	5	6	59

Team Summary		FG	3PT	FT
First Half	12-27	44.44 %	0-5	0.00 %
Second Half	9-24	37.50 %	2-11	18.18 %
OT 1	2-8	25.00 %	1-5	20.00 %
Total	23-59	39.0 %	3-21	14.3 %

Technical Fouls: none  
Lead Changed: 4 times(s)  
Second Chance Points: 11  
Points off Turnovers: 10  
Scores Tied: 3 times(s)  
Bench Points: 12  
Points in the Paint: 38  
Largest Lead: 13 2nd-05:53  
Fast Break Points: 6

### Gm 15 vs Wright State

Date: 01/03/20  
Time: 7:00 pm  
Attendance: 3393  
Site: Athletics Center O'Rena , Rochester, MI  
Referees: Donnie Eppley, Steve McClunkins, Rob Riley

Score By Period		1	2	Total
Wright St.		53	43	96
Oakland		33	36	69

#### Wright St. 96

#	Player	GS	MIN	FG	3PT	FT	ORB-DRB	REB	PF	A	TO	BLK	STL	PTS
01	Wampler, Bill	*	25	7-12	2-4	5-5	3-2	5	3	0	0	0	0	21
00	Hall, Jaylon	*	27	7-9	2-4	0-0	1-2	3	1	4	1	0	2	16
13	Gentry, Cole	*	27	4-4	3-3	2-2	0-2	2	0	7	1	0	1	13
02	Holden, Tanner	*	24	4-5	1-1	4-8	1-4	5	2	0	2	0	2	13
11	Love, Loudon	*	24	3-8	0-0	2-2	3-2	5	2	3	4	0	0	8
03	Ash, Jordan		21	4-5	0-0	2-2	3-6	9	2	2	2	0	1	10
21	Basile, Grant		12	4-6	0-0	0-1	1-3	4	5	1	1	2	0	8
10	Calvin, Trey		19	2-8	1-5	0-0	0-1	1	0	3	0	0	2	5
23	Manns, James		12	1-5	0-1	0-0	0-1	1	2	0	1	1	0	2
20	Neff, Andy		5	0-0	0-0	0-0	0-1	1	0	0	1	0	0	0
32	Nagy, TJ		4	0-1	0-1	0-0	0-0	0	0	1	0	0	0	0
TM TEAM			0	0-0	0-0	0-0	2-2	4	0	0	1	0	0	0
Totals		-	200	36-63	9-19	15-20	14-26	40	17	21	14	3	8	96

Team Summary		FG	3PT	FT
First Half	21-35	60.00 %	6-13	46.15 %
Second Half	15-28	53.57 %	3-6	50.00 %
Total	36-63	57.1 %	9-19	47.4 %

Technical Fouls: none  
Lead Changed: 9 times(s)  
Second Chance Points: 22  
Points off Turnovers: 20  
Scores Tied: 3 times(s)  
Bench Points: 25  
Points in the Paint: 52  
Largest Lead: 0 0  
Fast Break Points: 15

#### Oakland 69

#	Player	GS	MIN	FG	3PT	FT	ORB-DRB	REB	PF	A	TO	BLK	STL	PTS
02	Maddox Jr., Tray	*	30	6-11	2-5	0-1	0-1	1	2	4	0	0	1	14
14	Hill-Mais, Xavier	*	24	5-12	0-2	4-4	1-5	6	1	0	1	2	1	14
13	Brechtig, Brad	*	20	5-9	0-2	3-3	1-1	2	2	1	2	1	2	13
04	Oladapo, Daniel	*	20	4-6	0-0	2-2	1-2	3	4	1	2	1	0	10
15	Kangu, Kevin	*	11	1-5	0-1	0-0	0-0	0	0	4	4	0	1	2
21	Monroe, Madison		25	3-7	1-2	3-4	2-0	2	3	2	1	0	3	10
20	Sowunmi, Babatunde		15	2-3	0-0	1-2	4-2	6	4	0	2	0	1	5
24	Pittman Jr., Kenny		14	0-1	0-1	1-2	0-1	1	1	0	0	0	0	1
11	Lampman, Blake		12	0-3	0-2	0-0	0-1	1	1	3	2	0	2	0
35	Harris, Jackie		9	0-2	0-2	0-0	0-1	1	0	1	0	0	0	0
05	Newsome, Emmanuel		7	0-0	0-0	0-0	0-0	0	0	2	1	0	0	0
10	Goodline, Zach		7	0-0	0-0	0-0	0-1	1	1	1	1	0	0	0
33	Gettelfinger, Christopher		6	0-1	0-1	0-0	0-0	0	0	2	1	0	0	0
TM TEAM			0	0-0	0-0	0-0	3-1	4	0	0	0	0	0	0
Totals		-	200	26-60	3-18	14-18	12-16	28	19	21	16	5	10	69

Team Summary		FG	3PT	FT
First Half	14-27	51.85 %	1-8	12.50 %
Second Half	12-33	36.36 %	2-10	20.00 %
Total	26-60	43.3 %	3-18	16.7 %

Technical Fouls: none  
Lead Changed: 9 times(s)  
Second Chance Points: 7  
Points off Turnovers: 6  
Scores Tied: 3 times(s)  
Bench Points: 16  
Points in the Paint: 40  
Largest Lead: 0 0  
Fast Break Points: 6

### Gm 14 vs Detroit Mercy

Date: 12/28/19  
Time: 3:00 pm  
Attendance: 3792  
Site: Athletics Center O'Rena , Rochester, MI  
Referees: Michael Kitts, Scott Sivilie, Bill Ek

Score By Period		1	2	Total
Detroit Mercy		26	43	69
Oakland		46	32	78

#### Detroit Mercy 69

#	Player	GS	MIN	FG	3PT	FT	ORB-DRB	REB	PF	A	TO	BLK	STL	PTS
00	Davis,Antoine	*	40	4-17	4-13	12-12	0-1	1	3	6	4	0	3	24
01	Moore,Marquis	*	23	3-8	2-6	4-4	1-1	2	4	0	2	0	1	12
41	Isiani,Willy	*	21	2-9	1-8	2-3	2-3	5	3	1	2	0	0	7
21	Brandon,Chris	*	36	3-5	0-2	0-1	9-9	18	3	0	0	3	2	6
13	LeGrand,Alondra	*	18	0-2	0-0	0-0	1-3	4	2	0	0	0	0	0
05	Gorman,Jordan		24	5-14	5-11	0-0	0-3	3	1	0	0	0	0	15
10	Ngudjoi,Boe		17	1-4	0-1	1-2	3-1	4	3	3	1	0	0	3
02	Miller,Justin		18	0-4	0-2	2-2	3-3	6	2	1	4	0	0	2
14	Hofman,Sam		3	0-3	0-3	0-0	0-1	1	0	0	0	0	0	0
TM	TEAM		0	0-0	0-0	0-0	0-0	0	0	0	1	0	0	0
Totals		-	200	18-66	12-46	21-24	19-25	44	21	11	14	3	6	69

Team Summary		FG	3PT	FT
First Half	6-27	22.22 %	3-16	18.75 %
Second Half	12-39	30.77 %	9-30	30.00 %
Total	18-66	27.3 %	12-46	26.1 %

Technical Fouls: none  
Lead Changed: 0 times(s)  
Second Chance Points: 13  
Points off Turnovers: 16  
Scores Tied: 0 times(s)  
Bench Points: 20  
Points in the Paint: 10  
Largest Lead: 0 0  
Fast Break Points: 8

#### Oakland 78

#	Player	GS	MIN	FG	3PT	FT	ORB-DRB	REB	PF	A	TO	BLK	STL	PTS
14	Hill-Mais, Xavier	*	36	8-15	0-2	3-7	3-7	10	3	3	2	1	0	19
02	Maddox Jr., Tray	*	36	6-13	2-7	4-8	0-4	4	1	1	3	1	2	18
15	Kangu, Kevin	*	31	3-7	1-3	0-0	1-4	5	2	6	4	1	0	7
04	Oladapo, Daniel	*	18	3-4	0-1	0-1	0-2	2	0	1	0	0	0	6
13	Brechtig, Brad	*	23	1-4	0-1	2-2	1-9	10	2	2	3	1	0	4
11	Lampman, Blake		34	4-9	4-9	0-0	0-2	2	4	5	0	0	0	12
24	Pittman Jr., Kenny		8	2-2	1-1	2-2	0-1	1	4	1	0	0	1	7
35	Harris, Jackie		5	2-3	1-1	0-0	0-0	0	2	0	0	0	0	5
10	Goodline, Zach		9	0-0	0-0	0-0	0-0	0	0	3	2	0	0	0
TM TEAM			0	0-0	0-0	0-0	3-1	4	0	0	0	0	0	0
Totals		-	200	29-57	9-25	11-20	6-30	38	18	22	14	4	4	78

Team Summary		FG	3PT	FT
First Half	18-31	58.06 %	7-13	53.85 %
Second Half	11-26	42.31 %	2-12	16.67 %
Total	29-57	50.9 %	9-25	36.0 %

Technical Fouls: (1) TEAM  
Lead Changed: 0 times(s)  
Second Chance Points: 11  
Points off Turnovers: 23  
Scores Tied: 0 times(s)  
Bench Points: 24  
Points in the Paint: 38  
Largest Lead: 0 0  
Fast Break Points: 9

### Gm 16 vs Northern Kentucky

Date: 01/05/20  
Time: 3:00 pm  
Attendance: 2679  
Site: Athletics Center O'Rena , Rochester, MI  
Referees: Bobby Daw, Steve Honacki, Terry Wymer

Score By Period		1	2	Total
Northern Ky.		31	44	75
Oakland		29	35	64

#### Northern Ky. 75

#	Player	GS	MIN	FG	3PT	
---	--------	----	-----	----	-----	--

## Gm 17 at Youngstown State



Official Basketball Box Score - Final  
Oakland at Youngstown St.  
01/10/20 Sagby Center, Youngstown  
2019-20 Men's Basketball

Game Time: 12:00 AM  
Game Duration: 1:48  
Attendance: 2,815

Officials: Paul Stoltz, Jon Campbell, Jerry Scherzinger

Oakland - 60													Record: 6-11 (1-3)															
NO.	Name	Min	FG	3P	FT	Rebounds	Fouls	TP	AS	TO	ST	Blocks	BS	BA	+	-	Shooting By Period											
			1st	2nd	3rd	4th	5th	6th	7th	8th	9th	10th	11th	12th			1st	2nd	3rd	4th	5th	6th	7th	8th	9th	10th	11th	12th
14	Xavier Hill-Mais	F 28:58	6-11	2-4	1-2	1 2 3	4 3	15	3	2	2	0	0	6			1st FG%: 10.25	40.0%										
13	Brad Brechtling	G 19:31	4-9	1-3	0-0	2 2 4	3 0	9	2	4	0	1	2	8			3PT%: 5.14	35.7%										
2	Tray Maddox Jr.	G 21:31	4-9	1-3	2-2	0 0 0	1 11	3	0	0	0	0	0	6			2nd FG%: 14.31	45.2%										
15	Kevin Kangu	G 15:23	0-6	0-3	0-0	0 3 3	0 0	1	1	1	1	0	1	0			3PT%: 4.0	44.4%										
21	Madison Monroe	G 19:21	4-7	2-3	0-0	1 3 4	0 0	10	2	2	0	0	0	8			FT%: 0.0	0%										
20	Babatunde Sowunmi	G 06:00	0-1	0-0	0-2	1 0 1	0 2	0	0	1	0	0	0	-9			GM FG%: 24.56	42.9%										
24	Kenny Pittman Jr.	G 05:11	0-0	0-0	0-0	0 1 1	0 0	0	0	0	0	0	0	-8			3PT%: 9.23	38.1%										
10	Zach Goodline	G 24:35	0-1	0-0	0-0	0 1 1	2 4	0	2	1	0	0	0	-1			FT%: 3.6	50.0%										
11	Blake Lampman	G 33:59	3-6	3-6	0-0	0 1 1	3 0	9	1	0	2	0	0	-8			Dead Ball Rebounds: 2.0											
35	Jackie Harris	G 04:53	1-4	0-2	0-0	1 0 1	0 0	2	0	0	0	0	1	-4														
4	Daniel Oladapo	G 20:38	2-2	0-0	0-0	2 6 8	3 1	4	1	2	3	0	0	-3														
Team			2 2 4			0 0 0			0 1			0 1																
Totals			24-56			9-23			10-21			31-15			60-15			14 8 1 4 1 -1										
																		Technical Fouls: NONE										

Youngstown St. - 61													Record: 10-7 (3-1)												
NO.	Name	Min	FG	3P	FT	Rebounds	Fouls	TP	AS	TO	ST	Blocks	BS	BA	+	-	Shooting By Period								
31	Michael Akuchie	F 38:20	7-12	4-8	2-2	4 6 10	2 1	20	0	1	1	2	0	5			1st FG%: 8.97 28.6%								
33	Naz Bohannon	F 30:29	1-5	0-0	2-4	7 2 9	2 6	4	3	0	0	1	0	-3			3PT%: 3-4 75%								
3	Darius Qusenberry	G 34:02	6-13	1-4	2-2	1 1 2	1 15	3	6	2	0	0	-4			2nd FG%: 14.35 40.0%									
13	Daniel Galtcart	G 20:47	2-9	1-4	2-2	2 2 4	1 2	7	1	1	0	0	0	-3			3PT%: 4.12 33.3%								
32	Garrett Covington	G 25:23	1-11	0-4	0-0	2 2 4	0 3	2	2	1	0	1	-10			FT%: 5-6 83.3%									
22	Devlin Morgan	G 12:31	1-3	1-3	0-0	0 2 2	0 0	3	1	0	1	0	0	-1			GM FG%: 22.62 35.5%								
23	Omarin Pedersen	G 06:39	0-1	0-0	0-0	0 0 0	0 2	0	0	0	0	0	0	1			3PT%: 9-27 33.3%								
2	Jean Simmons	G 13:31	1-3	0-1	0-0	2 2 4	1 2	2	1	0	0	0	0	1			FT%: 6-10 60.0%								
5	Christian Bentley	G 07:08	2-2	2-2	0-0	0 1 1	0 0	6	3	3	0	0	0	8			Dead Ball Rebounds: 2.1								
0	Tyler Foster	G 03:10	0-2	0-1	0-0	0 1 1	1 0	0	0	0	0	0	0	-4											
1	Jamir Thomas	G 04:51	1-1	0-0	0-0	1 0 1	0 0	2	0	1	0	0	0	-1											
Team			0 3 3			0 0 0			0 0			0 0													
Totals			22-62			9-27			10-22			41-15			61-12			14 5 4 1 1 1							
													Technical Fouls: NONE												

		OAK	YSU
Biggest Lead		13 (1st 12:55)	6 (2nd 10:41)
Best Scoring Run		13 (1st 12:55)	8 (1st 8:07)
Lead Changes		13	
Times Tied		1	
Time with Lead		27:51	11:14
Points from Turnovers		OAK 14 17	YSU 14 17
Paint		OAK 26 24	YSU 26 24
Second Chance		OAK 12 21	YSU 12 21
Fast Breaks		OAK 6 7	YSU 6 7
Bench		OAK 15 13	YSU 24 37 61



## Gm 19 at Green Bay

Oakland (7-12,2-4 Horizon) -vs- Green Bay (8-11,3-3 Horizon)  
01/16/20 at Resch Center, Green Bay, WI

Date: 01/16/20  
Time: 7:00 pm  
Attendance: 1,232  
Site: Resch Center, Green Bay, WI  
Referee: Rob Kueneman, Courtney Green, Terry Wymier

Score By Period		1	2	Total
Oakland		38	31	69
Green Bay		35	38	73

## Oakland 69

#	Player	GS	MIN	FG	3PT	FT	ORB-DRB	REB	PF	A	TO	BLK	STL	PTS
13	Brechtling,Brad	*	29	8-10	0-0	10-12	6-8	14	4	2	1	0	1	26
01	Williams,Rashad	*	36	6-20	3-12	1-1	0-4	4	2	2	5	0	0	16
14	Hill-Mais,Xavier	*	25	5-9	0-1	0-0	2-11	13	4	2	2	3	2	10
02	Maddox Jr.,Tray	*	24	3-9	2-6	1-2	1-3	4	2	1	1	1	3	9
15	Kangu,Kevin	*	17	1-4	1-3	0-0	0-0	0	0	3	1	0	0	3
11	Lampman,Blake		30	1-5	1-5	0-0	0-0	0	2	1	1	0	1	3
04	Oladapo,Daniel		9	0-4	0-1	2-2	0-2	2	0	0	2	0	0	2
35	Harris,Jackie		26	0-1	0-1	0-0	0-0	0	0	0	0	0	0	0
10	Goodline,Zach		1	0-1	0-0	0-0	0-0	0	0	0	0	0	0	0
24	Pittman Jr.,Kenny		1	0-0	0-0	0-0	0-0	0	0	0	1	0	0	0
33	Gettelfinger,Christopher		1	0-0	0-0	0-0	0-0	0	0	1	2	0	1	0
TM TEAM			0	0-0	0-0	0-0	3-0	3	0	0	0	0	0	0
Totals			-	200	24-62	7-29	14-17	13-28	40	15	11	16	4	8 69

Team Summary	FG		3PT		FT	
First Half	15-34	44.12 %	2-12	16.67 %	6-7	85.71 %
Second Half	9-28	32.14 %	5-17	29.41 %	8-10	80.00 %
Total	24-62	38.7 %	7-29	24.1 %	14-17	82.4 %

Technical Fouls: 1 (Hill-Mais,Xavier) Second Chance Points: 13 Scores Tied: 3 times(s) Points in the Paint: 30 Fast Break Points: 5  
Lead Changed: 3 times(s) Points off Turnovers: 17 Bench Points: 5 Largest Lead: 0 0

## Green Bay 73

#	Player	GS	MIN	FG	3PT	FT	ORB-DRB	REB	PF	A	TO	BLK	STL	PTS
01	Davis,Amari	*	32	10-19	0-0	2-2	2-13	3	1	2	2	1	3	22
11	McCloud,JayQuan	*	35	4-12	2-7	7-8	0-6	6	3	7	4	1	2	17
21	Hankerson,Kameron	*	21	4-6	2-3	0-0	1-3	4	4	2	2	2	1	10
33	Schwartz,Cody	*	20	2-7	1-3	0-0	3-3	6	4	0	3	1	0	5
15	Patterson,Manny	*	9	1-2	0-0	1-2	1-1	2	2	0	0	0	0	3
02	Pipes,PJ		30	2-5	2-5	1-2	0-2	2	2	1	0	0	1	7
34	Chevalier,Will		28	2-9	1-6	0-1	0-5	5	2	1	0	0	1	5
13	Bell,Trevian		8	2-3	0-1	0-0	1-0	1	2	0	1	0	0	4
12	McNair,Josh		10	0-0	0-0	0-0	0-2	2	1	1	1	4	0	0
30	Crist,Hunter		7	0-0	0-0	0-0	0-0	0	0	3	0	0	1	0
TM TEAM			0	0-0	0-0	0-0	0-3	3	0	0	1	0	0	0
Totals		-	200	27-63	8-25	11-15	8-26	34	19	19	14	9	10	73

Team Summary	FG		3PT		FT	
First Half	15-36	41.67 %	4-13	30.77 %	1-1	100.00 %
Second Half	12-27	44.44 %	4-12	33.33 %	10-14	71.43 %
Total	27-63	42.9 %	8-25	32.0 %	11-15	73.3 %

Technical Fouls: none Second Chance Points: 8 Scores Tied: 3 times(s) Points in the Paint: 24 Fast Break Points: 22  
Lead Changed: 3 times(s) Points off Turnovers: 15 Bench Points: 16 Largest Lead: 0 0

## Gm 18 at Cleveland State

Official Basketball Box Score -- Game Totals -- Final Statistics  
Oakland vs Cleveland State  
1/11/20 3 p.m. at Cleveland, Ohio (Wolstein Center)

## Oakland 68 • 7-11, 2-3 HL

#	Player	Total	3-Ptr	Rebounds	PF	TP	A	TO	BLK	STL	Min			
		FG-FGA	FG-FGA	FT-FTA	Off	Def	Tot							
13	Brad Brechtling	f 1-1	0-0	4-4	1	4	5	3	6	2	0	1	2	23
14	Xavier Hill-Mais	f 6-7	0-0	3-5	2	5	7	4	15	0	3	1	1	30
02	Tray Maddox Jr.	g 1-9	0-2	5-8	1	2	3	4	7	3	2	0	3	37
10	Zach Goodline	g 0-2	0-2	6-6	0	1	1	2	6	1	2	0	1	19
21	Madison Monroe	g 0-1	0-0	0-0	0	0	0	1	0	0	1	0	0	7
04	Daniel Oladapo	2-4	0-0	2-4	3	4	7	3	6	2	4	0	0	20
11	Blake Lampman	4-6	4-6	3-6	0	3	3	2	15	1	0	0	0	30
15	Kevin Kang	4-7	2-4	3-6	0	1	1	15	3	0	0	0	0	35
20	Babatunde Sowunmi	0-0	0-0	0-0	0	1	1	0	0	0	0	0	0	20
33	C.J. Gettelfinger	0-0	0-0	0-0	0	1	1	0	0	1	2	1	0	2
35	Jackie Harris	0-0	0-0	0-0	0	0	0	0	0	0	0	0	0	3
	Team				1	1	2			1				
Totals		18-37	6-14	26-37	8	23	31	23	68	12	17	3	8	200





## GAME 23 at Detroit

### Gm 21 vs UIC

UIC (9-12,4-4 Horizon) ~vs- Oakland (7-14,2-6 Horizon)  
01/23/20 at Athletics Center O'Rena , Rochester, MI

Date: 01/23/20  
Time: 7:00 pm  
Attendance: 3091  
Site: Athletics Center O'Rena , Rochester, MI  
Referees: Steve Honacki, Paul Szelc, Larry Scroetto

Score By Period	1	2	Total
UIC	37	43	80
Oakland	26	24	50

#### UIC 80

#	Player	GS	MIN	FG	3PT	FT	ORB-DRB	REB	PF	A	TO	BLK	STL	PTS
04	Ferguson,Tarkus	*	27	7-13	4-10	1-1	1-6	7	0	8	1	2	3	19
02	Diggins,Michael	*	25	6-8	1-1	0-0	1-2	3	1	2	2	0	0	13
23	Bridges,Braelen	*	18	4-7	0-0	0-0	0-4	4	4	1	1	0	0	8
13	Blount,Jordan	*	23	3-7	0-0	0-2	3-2	5	3	3	3	0	1	6
01	Ottey,Marcus	*	33	1-1	0-0	1-2	0-6	6	1	6	1	0	1	3
25	Boahen,Godwin		22	5-7	4-5	0-0	0-6	6	1	4	2	0	3	14
03	Wiley,Jacob		17	3-3	1-1	0-2	0-0	0	3	0	0	1	0	7
10	Ejim,Deon		10	3-6	1-1	0-0	0-1	1	1	0	3	0	0	7
35	Washington,Travell		6	1-2	1-2	0-0	0-0	0	1	0	0	0	0	3
20	Ahale,Jamie		15	0-1	0-1	0-0	0-2	2	0	0	1	0	0	0
00	Taylor,Brian		4	0-0	0-0	0-0	0-0	0	0	1	0	0	0	0
TM	TEAM		0	0-0	0-0	0-0	0-0	0	0	0	0	0	0	0
Totals		-	200	33-55	12-21	2-7	5-29	34	15	25	14	3	8	80

Team Summary	FG	3PT	FT
First Half	15-31 48.39 %	5-11 45.45 %	2-3 66.67 %
Second Half	18-24 75.00 %	7-10 70.00 %	0-4 0.00 %
Total	33-55 60.0 %	12-21 57.1 %	2-7 28.6 %

Technical Fouls: none Second Chance Points: 4 Scores Tied: 0 times(s) Points in the Paint: 40 Fast Break Points: 12  
Lead Changed: 0 times(s) Points off Turnovers: 29 Bench Points: 31 Largest Lead: 0 0

#### Oakland 50

#	Player	GS	MIN	FG	3PT	FT	ORB-DRB	REB	PF	A	TO	BLK	STL	PTS
13	Brechtling,Brad	*	29	6-7	0-0	1-2	2-5	7	0	0	2	2	2	13
01	Williams,Rashad	*	33	4-14	3-8	1-2	0-0	0	3	3	3	0	2	12
14	Hill-Mais,Xavier	*	31	5-18	0-2	2-2	3-5	8	3	2	2	1	1	12
02	Maddox Jr.,Tray	*	21	0-1	0-0	0-0	1-1	2	1	1	2	0	0	0
21	Monroe,Madison	*	12	0-1	0-0	0-0	0-1	1	1	1	3	0	0	0
11	Lampman,Blake		29	2-7	2-7	0-0	0-3	3	2	6	1	0	1	6
35	Harris,Jackie		6	1-1	1-1	0-0	0-0	0	0	0	0	0	0	3
04	Oladapo,Daniel		12	0-1	0-0	2-4	1-2	3	0	1	1	0	0	2
24	Pittman Jr.,Kenny		7	1-3	0-2	0-0	0-0	0	0	1	0	0	1	2
15	Kangju,Kevin		7	0-2	0-1	0-0	0-0	0	1	1	0	0	1	0
20	Sowumri,Babatunde		7	0-0	0-0	0-0	0-1	1	0	0	0	0	0	0
05	Newsome,Emmanuel		5	0-0	0-0	0-0	0-1	1	0	0	1	0	0	0
10	Goodline,Zach		1	0-0	0-0	0-0	0-0	0	0	0	0	0	0	0
TM	TEAM		0	0-0	0-0	0-0	2-0	2	0	0	0	0	0	0
Totals		-	200	19-55	6-21	6-10	9-19	28	11	16	15	3	8	50

Team Summary	FG	3PT	FT
First Half	11-29 37.93 %	3-8 37.50 %	1-4 25.00 %
Second Half	8-26 30.77 %	3-13 23.08 %	5-6 83.33 %
Total	19-55 34.5 %	6-21 28.6 %	6-10 60.0 %

Technical Fouls: none Second Chance Points: 5 Scores Tied: 0 times(s) Points in the Paint: 26 Fast Break Points: 5  
Lead Changed: 0 times(s) Points off Turnovers: 14 Bench Points: 13 Largest Lead: 0 0

### Gm 23 at Detroit Mercy

### Gm 22 vs IUPUI

Date: 01/25/20  
Time: 3:00 pm  
Attendance: 3644  
Site: Athletics Center O'Rena , Rochester, MI  
Referees: Andy O'Brien, Michael Kitts, Chad Barlow

Score By Period	1	2	OT 1	Total
IUPUI	33	41	15	89
Oakland	33	41	11	85

#### IUPUI 89

#	Player	GS	MIN	FG	3PT	FT	ORB-DRB	REB	PF	A	TO	BLK	STL	PTS
14	Burk,Marcus	*	44	12-24	8-15	7-10	2-1	3	3	3	0	0	0	39
00	Minnett,Jaylen	*	40	10-24	6-14	4-5	1-5	6	2	5	7	0	1	30
23	Weatherford,Grant	*	41	3-10	0-2	1-2	4-9	13	3	4	4	1	0	7
11	Kenyon,Brandon	*	20	2-4	1-2	2-2	1-0	1	4	1	0	0	0	7
32	Goss,Elyjah	*	35	1-3	0-0	0-0	4-14	18	5	4	1	2	0	2
30	Tyson,Zo		21	1-3	0-0	0-0	1-4	5	3	0	2	2	0	2
02	Jackson,Jamil		10	1-2	0-1	0-0	0-2	2	2	1	0	0	0	2
10	DePersia,Mike		9	0-0	0-0	0-0	0-0	0	0	2	3	0	1	0
15	White,Taveion		5	0-0	0-0	0-0	0-2	2	1	0	0	0	0	0
TM	TEAM		0	0-0	0-0	0-0	3-1	4	0	0	1	0	0	0
Totals		-	225	30-70	15-34	14-19	16-38	54	23	20	18	5	2	89

Team Summary	FG	3PT	FT
First Half	10-32 31.25 %	7-18 38.89 %	6-8 75.00 %
Second Half	16-29 55.17 %	6-12 50.00 %	3-5 60.00 %
OT 1	4-9 44.44 %	2-4 50.00 %	5-6 83.33 %
Total	30-70 42.9 %	15-34 44.1 %	14-19 73.7 %

Technical Fouls: none Second Chance Points: 16 Scores Tied: 10 times(s) Points in the Paint: 22 Fast Break Points: 12  
Lead Changed: 6 times(s) Points off Turnovers: 9 Bench Points: 4 Largest Lead: 0 0

#### Oakland 85

#	Player	GS	MIN	FG	3PT	FT	ORB-DRB	REB	PF	A	TO	BLK	STL	PTS
14	Hill-Mais,Xavier	*	34	6-15	0-2	8-10	3-5	8	3	2	3	4	1	20
01	Williams,Rashad	*	37	6-19	5-14	1-2	0-3	3	3	1	2	0	0	18
11	Lampman,Blake	*	40	3-7	3-7	3-3	0-3	3	2	2	0	0	2	12
02	Maddox Jr.,Tray	*	25	4-10	3-5	0-0	0-3	3	3	1	0	1	0	11
13	Brechtling,Brad	*	31	3-11	0-0	4-7	8-5	13	1	1	1	3	1	10
04	Oladapo,Daniel		22	2-6	0-0	4-5	2-3	5	1	0	1	0	0	8
15	Kangju,Kevin		33	1-3	0-1	4-4	0-1	1	4	9	0	2	0	6
21	Monroe,Madison		2	0-1	0-1	0-0	0-0	0	0	0	0	0	0	0
24	Pittman Jr.,Kenny		1	0-0	0-0	0-0	0-0	0	1	0	0	0	0	0
TM	TEAM		0	0-0	0-0	0-0	0-2	2	0	0	0	0	0	0
Totals		-	225	25-72	11-30	24-31	13-25	38	18	16	7	10	4	85

Team Summary	FG	3PT	FT
First Half	8-33 24.24 %	4-14 28.57 %	13-15 86.67 %
Second Half	14-33 42.42 %	6-12 50.00 %	7-12 58.33 %
OT 1	3-6 50.00 %	1-4 25.00 %	4-4 100.00 %
Total	25-72 34.7 %	11-30 36.7 %	24-31 77.4 %

Technical Fouls: none Second Chance Points: 14 Scores Tied: 10 times(s) Points in the Paint: 22 Fast Break Points: 3  
Lead Changed: 6 times(s) Points off Turnovers: 21 Bench Points: 14 Largest Lead: 0 0

### Gm 24 at Northern Kentucky

## 2019-20 Team Stats

				Total		3-Pointers		Free throws		Rebounds											
Opponent	Date	Score		FG-FGA	PCT	3FG-FGA	PCT	FT-FTA	PCT	OFF	DEF	TOT	AVG	PF	A	TO	BLK	STL	PTS	AVG	
Goshen	11/05/2019	94-66	W	33-64	.516	7-19	.368	21-32	.656	19	29	48	48.0	10	20	15	2	9	94	94.0	
vs Delaware	11/08/2019	53-56	L	19-51	.373	3-12	.250	12-22	.545	8	31	39	43.5	14	11	13	5	10	53	73.5	
vs UTSA	11/09/2019	75-62	W	21-48	.438	8-19	.421	25-31	.806	10	30	40	42.3	20	13	14	1	3	75	74.0	
vs Southern Ill.	11/10/2019	61-52	W	24-52	.462	3-13	.231	10-13	.769	12	32	44	42.8	9	11	14	3	4	61	70.8	
at Maryland	11/16/2019	50-80	L	19-52	.365	6-21	.286	6-15	.400	9	21	30	40.2	15	11	19	2	8	50	66.6	
Hartford	11/18/2019	60-50	W	20-48	.417	3-16	.188	17-27	.630	11	34	45	41.0	13	10	15	2	9	60	65.5	
at Northern Ill.	11/25/2019	50-74	L	15-50	.300	3-21	.143	17-20	.850	9	28	37	40.4	10	6	13	2	5	50	63.3	
at Toledo	11/30/2019	63-65	L	25-56	.446	7-23	.304	6-14	.429	13	22	35	39.8	18	16	14	2	5	63	63.3	
at Western Mich.	12/03/2019	72-62	W	25-46	.543	4-13	.308	18-24	.750	6	30	36	39.3	17	9	10	2	3	72	64.2	
at Bowling Green	12/07/2019	65-68	L	23-50	.460	6-20	.300	13-19	.684	8	29	37	39.1	17	13	15	2	3	65	64.3	
vs Michigan St.	12/14/2019	49-72	L	17-65	.262	7-22	.318	8-12	.667	10	21	31	38.4	13	12	11	0	7	49	62.9	
at Syracuse	12/18/2019	62-74	L	19-44	.432	4-18	.222	20-24	.833	7	27	34	38.0	16	15	16	1	4	62	62.8	
Fairfield	12/21/2019	59-61	Lot	23-59	.390	3-21	.143	10-14	.714	11	27	38	38.0	17	10	20	5	6	59	62.5	
Detroit Mercy	12/28/2019	78-69	W	29-57	.509	9-25	.360	11-20	.550	8	30	38	38.0	18	22	14	4	4	78	63.6	
Wright St.	01/03/2020	69-96	L	26-60	.433	3-18	.167	14-18	.778	12	16	28	37.3	19	21	16	5	10	69	64.0	
Northern Ky.	01/05/2020	64-75	L	26-61	.426	7-23	.304	5-10	.500	14	21	35	37.2	18	16	11	3	8	64	64.0	
at Youngstown St.	01/09/2020	60-61	L	24-56	.429	9-23	.391	3-6	.500	10	21	31	36.8	15	15	14	1	8	60	63.8	
at Cleveland St.	01/11/2020	68-55	W	18-37	.486	6-14	.429	26-37	.703	8	23	31	36.5	23	12	17	3	8	68	64.0	
at Green Bay	01/16/2020	69-73	L	24-62	.387	7-29	.241	14-17	.824	12	28	40	36.7	15	11	16	4	8	69	64.3	
at Milwaukee	01/18/2020	68-73	L	25-50	.500	8-23	.348	10-19	.526	7	22	29	36.3	20	12	15	2	2	68	64.5	
UIC	01/23/2020	50-80	L	19-55	.345	6-21	.286	6-10	.600	9	19	28	35.9	11	16	15	3	8	50	63.8	
IUPUI	01/25/2020	85-89	Lot	25-72	.347	11-30	.367	24-31	.774	13	25	38	36.0	18	16	7	10	4	85	64.7	
Total		1424		499-1195	.418	130-444	.293	296-435	.680	226	566	792	36.0	346	298	314	64	136	1424	64.7	
Opponents		1513		543-1301	.417	199-610	.326	228-332	.687	240	551	791	36.0	417	334	278	65	162	1513	68.8	

## Oakland Averages

Games Played	Points/game	FG Pct	3FG Pct	FT Pct	Rebounds/game	Assists/game	Turnovers/game	Assist/Turnover ratio	Steals/game	Blocks/game
22	64.7	41.8	29.3	68.0	36.0	13.5	14.3	0.9	6.2	2.9



## GAME 23 at Detroit

### 2019-20 Combined

#### Game Records

Record	Overall	Home	Away	Neutral
ALL GAMES	7-15	3-5	2-8	2-2
CONFERENCE	2-7	1-4	1-3	0-0
NON-CONFERENCE	5-8	2-1	1-5	2-2

#### Score by Periods

Team	1st	2nd	OT	TOT
Oakland	696	709	19	1424
Opponents	702	786	25	1513

#### Team Box Score

No.	Player				Total		3-Point		F-Throw		Rebounds													
		GP-GS	MIN	AVG	FG-FGA	FG%	3FG-FGA	3FG%	FT-FTA	FT%	OFF	DEF	TOT	AVG	PF	DQ	A	TO	BLK	STL	PTS	AVG		
14	HILL-MAIS, Xavier	22-21	686:42	31.2	138-267	.517	11-45	.244	58-87	.667	42	125	167	7.6	62	1	41	50	23	23	345	15.7		
1	WILLIAMS, Rashad	4-4	145:34	36.4	18-65	.277	13-45	.289	5-7	.714	0	12	12	3.0	13	1	8	13	0	2	54	13.5		
13	BRECHTING, Brad	22-22	542:50	24.7	82-153	.536	2-12	.167	55-76	.724	47	95	142	6.5	55	1	20	42	20	16	221	10.0		
2	MADDOX JR., Tray	22-21	628:27	28.6	63-181	.348	29-86	.337	43-60	.717	13	48	61	2.8	42	1	33	41	6	26	198	9.0		
4	OLADAPO, Daniel	22-15	540:53	24.6	68-131	.519	0-3	.000	51-86	.593	49	74	123	5.6	31	0	30	41	5	15	187	8.5		
11	LAMPMAN, Blake	22-2	575:38	26.2	47-127	.370	43-121	.355	14-22	.636	3	38	41	1.9	33	0	35	10	0	17	151	6.9		
15	KANGU, Kevin	22-16	548:15	24.9	39-129	.302	14-58	.241	37-52	.712	8	51	59	2.7	36	0	81	53	7	15	129	5.9		
21	MONROE, Madison	15-6	174:57	11.7	14-33	.424	3-10	.300	8-11	.727	7	14	21	1.4	19	0	10	15	0	6	39	2.6		
35	HARRIS, Jackie	20-0	174:03	8.7	13-41	.317	9-34	.265	1-2	.500	5	12	17	0.9	5	0	4	1	1	0	36	1.8		
24	PITTMAN JR., Kenny	19-2	160:34	8.5	7-22	.318	5-16	.313	5-9	.556	1	16	17	0.9	16	1	4	8	0	4	24	1.3		
33	GETTELFINGER, Christopher	16-0	102:53	6.4	4-18	.222	1-8	.125	6-6	1.000	1	16	17	1.1	13	0	19	15	2	6	15	0.9		
10	GOODLINE, Zach	8-1	66:00	8.3	0-4	.000	0-2	.000	6-6	1.000	0	3	3	0.4	6	0	7	6	0	3	6	0.8		
5	NEWSOME, Emmanuel	11-0	48:27	4.4	1-10	.100	0-4	.000	6-7	.857	1	8	9	0.8	5	0	6	4	0	0	8	0.7		
20	SOWUNMI, Babatunde	13-0	76:50	5.9	4-13	.308	0-0	.000	1-4	.250	9	10	19	1.5	10	0	0	5	0	3	9	0.7		
Team											40	44	84					10						
Total		22	4472		499-1195	.418	130-444	.293	296-435	.680	226	566	792	36.0	346	5	298	314	64	136	1424	64.7		
Opponents		22	4449		543-1301	.417	199-610	.326	228-332	.687	240	551	791	36.0	417	9	334	278	65	162	1513	68.8		

#### Team Statistics

	OAK	OPP
<b>Scoring</b>	<b>1424</b>	<b>1513</b>
Points per game	64.7	68.8
Scoring margin	-4.0	-
<b>Field goals-att</b>	<b>499-1195</b>	<b>543-1301</b>
Field goal pct	.418	.417
<b>3 point fg-att</b>	<b>130-444</b>	<b>199-610</b>
3-point FG pct	.293	.326
3-pt FG made per game	5.9	9.0
<b>Free throws-att</b>	<b>296-435</b>	<b>228-332</b>
Free throw pct	.680	.687
F-Throws made per game	13.5	10.4
<b>Rebounds</b>	<b>792</b>	<b>791</b>
Rebounds per game	36.0	36.0
Rebounding margin	+0.0	-
<b>Assists</b>	<b>298</b>	<b>334</b>
Assists per game	13.5	15.2
<b>Turnovers</b>	<b>314</b>	<b>278</b>
Turnovers per game	14.3	12.6
Turnover margin	-1.6	-
Assist/turnover ratio	0.9	1.2
<b>Steals</b>	<b>136</b>	<b>162</b>
Steals per game	6.2	7.4
<b>Blocks</b>	<b>64</b>	<b>65</b>
Blocks per game	2.9	3.0
<b>Winning streak</b>	<b>0</b>	<b>-</b>
Home win streak	0	-
<b>Attendance</b>	<b>25128</b>	<b>45382</b>
Home games-Avg/Game	8-3141	10-4538
Neutral site-Avg/Game	-	4-4812

#### Team Results

Date	Opponent		Score	Att.
11/05/2019	Goshen	W	94-66	2554
11/08/2019	vs Delaware	L	53-56	0
11/09/2019	vs UTSA	W	75-62	564
11/10/2019	vs Southern Ill.	W	61-52	539
11/16/2019	at Maryland	L	50-80	12989
11/18/2019	Hartford	W	60-50	2987
11/25/2019	at Northern Ill.	L	50-74	730
11/30/2019	at Toledo	L	63-65	3931
12/03/2019	at Western Mich.	W	72-62	2114
12/07/2019	at Bowling Green	L	65-68	2124
12/14/2019	vs Michigan St.	L	49-72	18145
12/18/2019	at Syracuse	L	62-74	16394
12/21/2019	Fairfield	Lot	59-61	2788
12/28/2019	Detroit Mercy	W	78-69	3792
01/03/2020	Wright St.	L	69-96	3393
01/05/2020	Northern Ky.	L	64-75	2879
01/09/2020	at Youngstown St.	L	60-61	2815
01/11/2020	at Cleveland St.	W	68-55	1561
01/16/2020	at Green Bay	L	69-73	1232
01/18/2020	at Milwaukee	L	68-73	1492
01/23/2020	UIC	L	50-80	3091
01/25/2020	IUPUI	Lot	85-89	3644

## 2019-20 Combined - Conference Only

## Game Records

Record	Overall	Home	Away	Neutral
ALL GAMES	2-7	1-4	1-3	0-0
CONFERENCE	2-7	1-4	1-3	0-0
NON-CONFERENCE	0-0	0-0	0-0	0-0

## Score by Periods

Team	1st	2nd	OT	TOT
Oakland	294	306	11	611
Opponents	301	355	15	671

## Team Box Score

No.	Player				Total		3-Point		F-Throw		Rebounds													
		GP-GS	MIN	AVG	FG-FGA	FG%	3FG-FGA	3FG%	FT-FTA	FT%	OFF	DEF	TOT	AVG	PF	DQ	A	TO	BLK	STL	PTS	AVG		
14	HILL-MAIS, Xavier	9-9	276:39	30.7	58-116	.500	4-18	.222	22-34	.647	19	49	68	7.6	27	0	16	18	14	8	142	15.8		
1	WILLIAMS, Rashad	4-4	145:34	36.4	18-65	.277	13-45	.289	5-7	.714	0	12	12	3.0	13	1	8	13	0	2	54	13.5		
13	BRECHTING, Brad	9-9	236:46	26.3	38-65	.585	2-7	.286	29-39	.744	26	41	67	7.4	21	1	10	17	11	9	107	11.9		
2	MADDOX JR., Tray	9-9	259:20	28.8	30-81	.370	13-36	.361	15-25	.600	5	18	23	2.6	19	1	17	14	3	12	88	9.8		
11	LAMPMAN, Blake	9-1	285:55	31.8	23-59	.390	23-57	.404	7-9	.778	2	17	19	2.1	18	0	25	6	0	10	76	8.4		
4	OLADAPO, Daniel	9-3	157:42	17.5	17-34	.500	0-2	.000	13-22	.591	12	26	38	4.2	13	0	11	13	3	4	47	5.2		
21	MONROE, Madison	7-4	95:43	13.7	12-23	.522	3-7	.429	5-6	.833	5	6	11	1.6	9	0	8	10	0	4	32	4.6		
15	KANGU, Kevin	9-5	154:12	17.1	10-36	.278	4-17	.235	7-12	.583	1	10	11	1.2	12	0	30	12	3	4	31	3.4		
24	PITTMAN JR., Kenny	8-0	52:53	6.6	4-10	.400	2-7	.286	3-4	.750	0	4	4	0.5	11	1	2	2	0	2	13	1.6		
35	HARRIS, Jackie	7-0	58:15	8.3	4-11	.364	2-7	.286	0-0	.000	1	1	2	0.3	2	0	1	0	0	0	10	1.4		
20	SOWUNMI, Babatunde	5-0	32:13	6.4	2-4	.500	0-0	.000	1-4	.250	5	4	9	1.8	5	0	0	3	0	1	5	1.0		
10	GOODLINE, Zach	8-1	66:00	8.3	0-4	.000	0-2	.000	6-6	1.000	0	3	3	0.4	6	0	7	6	0	3	6	0.8		
33	GETTELFINGER, Christopher	4-0	13:50	3.5	0-2	.000	0-1	.000	0-0	.000	1	3	4	1.0	1	0	4	6	1	1	0	0.0		
5	NEWSOME, Emmanuel	2-0	12:01	6.0	0-0	.000	0-0	.000	0-0	.000	0	1	1	0.5	0	0	2	2	0	0	0	0.0		
Team											16	10	26					3						
Total		9	1847		216-510	.424	66-206	.320	113-168	.673	93	205	298	33.1	157	4	141	125	35	60	611	67.9		
Opponents		9	1824		237-542	.437	82-233	.352	115-160	.719	121	228	349	38.8	172	5	147	125	33	61	671	74.6		

## Team Statistics

	OAK	OPP
<b>Scoring</b>	<b>611</b>	<b>671</b>
Points per game	67.9	74.6
Scoring margin	-6.7	-
<b>Field goals-att</b>	<b>216-510</b>	<b>237-542</b>
Field goal pct	.424	.437
<b>3 point fg-att</b>	<b>66-206</b>	<b>82-233</b>
3-point FG pct	.320	.352
3-pt FG made per game	7.3	9.1
<b>Free throws-att</b>	<b>113-168</b>	<b>115-160</b>
Free throw pct	.673	.719
F-Throws made per game	12.6	12.8
<b>Rebounds</b>	<b>298</b>	<b>349</b>
Rebounds per game	33.1	38.8
Rebounding margin	-5.7	-
<b>Assists</b>	<b>141</b>	<b>147</b>
Assists per game	15.7	16.3
<b>Turnovers</b>	<b>125</b>	<b>125</b>
Turnovers per game	13.9	13.9
Turnover margin	0.0	-
Assist/turnover ratio	1.1	1.2
<b>Steals</b>	<b>60</b>	<b>61</b>
Steals per game	6.7	6.8
<b>Blocks</b>	<b>35</b>	<b>33</b>
Blocks per game	3.9	3.7
<b>Winning streak</b>	<b>0</b>	<b>-</b>
Home win streak	0	-
<b>Attendance</b>	<b>16799</b>	<b>7100</b>
Home games-Avg/Game	5-3360	4-1775
Neutral site-Avg/Game	-	0-0

## Team Results

Date	Opponent		Score	Att.
12/28/2019	Detroit Mercy	W	78-69	3792
01/03/2020	Wright St.	L	69-96	3393
01/05/2020	Northern Ky.	L	64-75	2879
01/09/2020	at Youngstown St.	L	60-61	2815
01/11/2020	at Cleveland St.	W	68-55	1561
01/16/2020	at Green Bay	L	69-73	1232
01/18/2020	at Milwaukee	L	68-73	1492
01/23/2020	UIC	L	50-80	3091
01/25/2020	IUPUI	Lot	85-89	3644