

OAKLAND

2019-20 MEN'S BASKETBALL



OAKLANDMBB
 GOLDENGRIZZLIES
 GOLDEN_GRIZZLIES

WWW.GOLDENGRIZZLIES.COM

GAME 22

vs IUPUI

SATURDAY, JAN. 25

ROCHESTER, MI

ATHLETICS CENTER O'RENA

3 PM / TV20

OU TICKET OFFICE

OUTICKETS@OAKLAND.EDU

248.370.4000

569 Pioneer Drive, 201 RAC

Rochester, Michigan 48309-4401

THE MATCHUP

IUPUI (5-16, 1-7 HL)

Jaguars

Head Coach: Byron Rimm II (1st Season)

Record at IUPUI: 5-16

Career Record: 187-259 (15th Season)

CATEGORY LEADERS

19.2	Burk	Points
11.2	Goss	Rebounds
3.4	Minnett	Assists



Oakland (7-14, 2-6 HL)

Golden Grizzlies

Head Coach: Greg Kampe (36th Season)

Record at Oakland: 625-469

Career Record: same

CATEGORY LEADERS

Points	Hill-Mais	15.5
Rebounds	Hill-Mais	7.6
Assists	Kangu	3.4

2019-20 SCHEDULE AND RESULTS

DATE	OPPONENT	TIME (ET)/RESULT
10.24	Rochester University # ESPN3/+ WDFN	W, 61-59
10.30	Saginaw Valley State # ESPN3/+ WDFN	W, 84-63
11.5	Goshen ¹ ESPN3/+ WDFN	W, 94-66
11.8	Delaware ¹ FloSports WDFN	L, 56-53
11.9	UTSA ¹ FloSports WDFN	W, 75-62
11.10	Southern Illinois ¹ FloSports WDFN	W, 61-52
11.16	at Maryland BBTN+ WDFN	L, 80-50
11.18	Hartford TV20/ESPN3/+ WDFN	W, 60-50
11.25	at Northern Illinois ESPN+ WDFN	L, 74-50
11.30	at Toledo ESPN+ WDFN	L, 65-63
12.3	at Western Michigan ESPN3/+ WDFN	W, 72-62
12.7	at Bowling Green ESPN3/+ WDFN	L, 68-65
12.14	Michigan State ² ESPN2 WDFN	L, 72-49
12.18	at Syracuse ESPN+ WDFN	L, 74-62
12.21	Fairfield ESPN3/+ WDFN	L, 61-59 OT
12.28	Detroit Mercy* TV20/ESPN3/+ WDFN	W, 78-69
1.3	Wright State* ³ TV20/ESPN3/+ WDFN	L, 96-69
1.5	Northern Kentucky* TV20/ESPN3/+ WDFN	L, 75-64
1.9	at Youngstown State* ESPN3/+ WDFN	L, 61-60
1.11	at Cleveland State* ESPN3/+ WDFN	W, 68-55
1.16	at Green Bay* ESPN3/+ WDFN	L, 73-69
1.18	at Milwaukee* ESPN3/+ WDFN	L, 73-68
1.23	UIC* TV20/ESPN3/+ WDFN WDFN	L, 80-50
1.25	IUPUI* TV20/ESPN3/+ WDFN	3 p.m.
1.31	at Detroit Mercy* ³ TV20/ESPN3/+ WDFN	7/9 p.m.
2.6	at Northern Kentucky* ESPN3/+ WDFN	7 p.m.
2.8	at Wright State* ESPN3/+ WDFN	7 p.m.
2.13	Cleveland State* TV20/ESPN3/+ WDFN	7 p.m.
2.15	Youngstown State* TV20/ESPN3/+ WDFN	3 p.m.
2.21	Milwaukee* TV20/ESPN3/+ WDFN	8 p.m.
2.23	Green Bay* TV20/ESPN3/+ WDFN	3 p.m.
2.27	at IUPUI* ESPN3/+ WDFN	7 p.m.
2.29	at UIC* ESPN3/+ WDFN	4:12 p.m.

Exhibition

* Horizon League Contest

¹ Sunshine Slam (Kissimmee, Fla./Silver Spurs Arena)

² Detroit, Mich./Little Caesars Arena

³ ESPN Wildcard Game

ATHLETIC COMMUNICATIONS

Maria Rivera
 Senior Assistant AD of Communications
 E-mail mariarivera@oakland.edu
 Office (248) 370-3201 | Cell (248) 915-8556

Jon Hevron
 Director for Creative & Emerging Media / MBB Contact
 E-mail jhevron@oakland.edu
 Office (248) 370-4362 | Cell (248) 978-5066

WEARtheBEAR

GAMEDAY INFORMATION

Location: Rochester, MI

Arena: Athletics Center O'Rena

TV: TV20

Talent: Neal Ruhl (PxP) and Dan Waterstradt (analyst)

Radio: WDFN-AM (1130), iHeart Radio App

Talent: Neal Ruhl (PxP) and Dan Waterstradt (analyst)

Mobile: Golden Grizzlies Live App

INSIDE THE SERIES

Overall: Oakland, 28-17

At Home: 18-3

At IUPUI: 8-11

At Neutral: 2-3

Current Streak: Oakland, 1

Last Meeting: W, 72-63 (3/2/19 at O'Rena)

Series Note: Oakland has won 9-straight at home vs IUPUI

It's A Team Effort

Oakland has had at least three scorers in double figures in nine-straight outings. The Golden Grizzlies have had five double-digit scorers twice this year. The last time the Golden Grizzlies had just one double-digit scorer was against No. 16/15 Michigan State on Dec. 14.

THE OPENING TIP

> Oakland has had at least three scorers in double figures in eight-straight outings. The Golden Grizzlies have had five double-digit scorers twice this year. The last time the Golden Grizzlies had just one double-digit scorer was against No. 16/15 Michigan State on Dec. 14.

> IUPUI is one of 15 programs Oakland has faced off with more than 30 times. Oakland hasn't faced a Horizon League foe more than the Jaguars - 45 games. The Golden Grizzlies have played only seven programs more than 40 times in program history - Ferris State and Oakland have a 63-game history dating back to 1968.

> The Golden Grizzlies have won nine straight in the O'Rena against IUPUI. The last loss at home to the Jaguars came on Jan. 4, 2006, 82-81.

> Oakland moved up the active three-point streak list with Vanderbilt going 0-for-25 on Jan. 18 against Tennessee. The Commodores streak lasted 34 years - 1,080-straight games. The Golden Grizzlies have made at least one triple in 991-straight games. (UNLV 1,090 | Duke 1,078 | Western Kentucky 1,028 | Arkansas 1,027)

> Oakland's defense sits second in the league at 67.81 points surrendered per game. The Golden Grizzlies held opponents to under 60 points four times this season. Opponents have hit just 41.7 percent of their field goals against Oakland, making the Golden Grizzlies' defense third in the Horizon League in the category behind Northern Kentucky and Wright State.

> Coach Greg Kampe has been going deep on his bench this season, most recently playing 13 Golden Grizzlies against UIC. Kampe went 13-deep on the roster for the first time this season against Wright State and has gone 12 deep on seven occasions this season and at least 10 in 18 games this season.

> Rashad Williams was named eligible by the NCAA on January 16, announced the League and Director of Athletics Steve Waterfield. Williams transferred from Cleveland State where he averaged 10.8 points and 1.8 rebounds per game during the 2018-19 season and knocked down 91 triples - ranking second in CSU single-season history.

PROBABLE STARTERS

No.	Name (Ht., Wt., Yr., Pos.)	GP-GS	PPG	RPG	APG	Notes
1	Rashad Williams (6-2, 185, So-R, G)	3-3	12.0	3.0	2.3	Granted transfer waiver on Jan. 16
15	Kevin Kangu (6-4, 179, Jr., G)	21-16	5.9	2.8	3.4	Ranks seventh in the Horizon League with 72 total assists
02	Tray Maddox Jr. (6-5, 200, So., G)	21-20	8.9	2.8	1.5	Averaging 9.6 ppg in league play
14	Xavier Hill-Mais (6-7, 261, Sr-R, F)	21-20	15.5	7.6	1.9	Five double-doubles this season
13	Brad Brechting (6-11, 240, Sr-R, C)	21-21	10.0	6.1	0.9	Three 20+point performances this season - Three double-doubles

KEY RESERVES

No.	Name (Ht., Wt., Yr., Pos.)	GP-GS	PPG	RPG	APG	Notes
11	Blake Lampman (6-1, 171, Fr., G)	21-1	6.6	1.8	1.6	2x Nike #HLMBB Freshman of the Week
04	Daniel Oladapo (6-7, 220 So., F)	21-15	8.5	5.6	1.4	Team-high 47 offensive rebounds
21	Madison Monroe (6-4, 179, Jr., G)	14-6	2.8	1.5	0.7	Has started four of the last six games



TV/RADIO ROSTER

2019-20 GOLDEN GRIZZLIES




1 Rashad
G Williams
6-2 | 180



2 Tray
G Maddox Jr.
6-5 | 190



4 Daniel
F Oladapo
6-7 | 220



5 Emmanuel
G Newsome
6-0 | 160



10 Zach
G Goodline
6-1 | 170



11 Blake
G Lampman
6-1 | 171




13 Brad
F Brechting
6-11 | 217



14 Xavier
F Hill-Mais
6-7 | 248



15 Kevin
G Kangu
6-4 | 180



20 Babatunde
C Sowunmi
6-10 | 245




21 Madison
G Monroe
6-3 | 185



24 Kenny
G Pittman Jr.
6-3 | 180




33 C.J.
G Gettelfinger
6-4 | 185



34 Yusuf
C Jihad
6-8 | 215



35 Jackie
F Harris
6-6 | 205



HC Greg
Kampe
36th Season



AC Jeff
Smith
First Season



AC Tony
Jones
Third Season



AC Mychal
Covington
Third Season

PRONUNCIATION GUIDE

Daniel OLADAPO: oh-la-DAH-po
Brad BRECHTING: BRECK-ting
MYCHAL COVINGTON: Michael CUV-ing-TON
XAVIER HILL-MAIS: EX-avy-ER Hill-MAYS
Kevin KANGU: KANG-oo
Greg KAMPE: Campy
BABATUNDE SOWUNMI: Bob-uh-TOON-day
SHA-woon-ME
Christopher GETTELFINGER: GET-el-finger
YUSUF JIHAD: YOU-sif G-haad

STAFF

Head Coach: Greg Kampe
Record at Oakland: 625-469 (36th season)
Overall: same
Associate Head Coach: Jeff Smith (1st season)
Assistant Coaches: Tony Jones (3rd season)
Mychal Covington (3rd season)
Director of Operations: Sarah Judd (14th season)
Strength Coach: Terry Sauerbry (6th season)
Athletic Trainer: Chris Curran (2nd season)
Graduate Assistant: Corey Wheeler (2nd season)

NUMERICAL ROSTER 2019-20 GOLDEN GRIZZLIES

#	Name	Pos.	Ht.	Wt.	Cl.	Hometown/Previous School
1	Rashad Williams	G	6-2	180	R-So.	Detroit, Mich. / Wayne Memorial/Cleveland St.
2	Tray Maddox Jr.	G	6-5	190	So.	Novi, Mich. / Novi
4	Daniel Oladapo	F	6-7	220	So.	Bladensburg, M.D. / Bladensburg / Chipola College
5	Emmanuel Newsome	G	6-0	160	Fr.	Boca Raton, Fla. / Westlake Prep
10	Zach Goodline	G	6-1	170	Fr.	Coloma, Mich. / Coloma
11	Blake Lampman	G	6-1	171	Fr.	Haslett, Mich. / Haslett
13	Brad Brechting	C	6-11	217	R-Sr.	Cedar Springs, Mich. / Cedar Springs
14	Xavier Hill-Mais	F	6-7	248	R-Sr.	Greensboro, N.C. / Page
15	Kevin Kangu	G	6-4	180	Jr.	Burlington, Ont., Canada / John Carroll / Vincennes
20	Babatunde Sowunmi	C	6-10	245	So.	Lagos, Nigeria / Solid Rock Academy
21	Madison Monroe	G	6-3	185	Fr.	Charlotte, N.C. / U.S. Military Academy Prep
24	Kenny Pittman Jr.	G	6-3	180	So.	Chicago, Ill. / Simeon
33	C.J. Gettelfinger	G	6-4	185	Fr.	Knoxville, Tenn. / Grace Christian Academy
34	Yusuf Jihad	C	6-8	215	Fr.	Detroit, Mich. / North Farmington
35	Jackie Harris	F	6-6	205	Fr.	Lambertville, Mich. / St. Francis de Sales

GENERAL INFORMATION

School: Oakland University
 Location: Rochester, Mich.
 Founded: 1957
 Enrollment: 19,309
 Nickname: Golden Grizzlies
 Colors: Black and Gold
 Affiliation: NCAA I
 Conference: Horizon League
 Arena: Athletics Center O'rena
 Capacity: 4,000
 Year Opened: 1998
 President: Ora Hirsch Pescovitz, M.D. (Northwestern '78)
 Director of Athletics: Steve Waterfield (Kenyon '94)

BASKETBALL HISTORY

First Year: 1967-68
 All-Time Record (52 seasons): 812-721 (.532)
 First Year of Division I: 1999-00
 All-Time D1 Record (18 seasons): 360-305 (.547)
 NCAA Tournaments: 7 (3 DI, 4 DII)
 Last Appearance: 2011
 No.13 seed Oakland 81, No.4 seed Texas 85
 NCAA second round, Tulsa, Okla. (BOKCenter)
 League Regular Season Titles: 6
 1995-96 (GLIAC), '96-97 (GLIAC), '99-00
 (Summit), '09-10 (Summit), '10-11 (Summit),
 '16-17 (Horizon)
 League Tournament Titles: 3
 2005: def. UMKC, 67-63 (quarters); def
 Chicago State, 56-53 (semis); def. ORU, 61-
 60 (title game)
 2010: def. UMKC, 85-70 (quarters); def.
 IPFW, 71-58 (semis); def. IUPUI, 76-64 (title
 game)
 2011: def. SUU, 82-66 (quarters); def. SDSU,
 110-90 (semis); def. ORU, 90-76 (title game)

TEAM INFORMATION

2018-19 Record: 16-17, 11-7 HL (3rd)
 Starters Returning/Lost: 3/2
 Letterwinners Returning/Lost: 5/5
 2019 Horizon League Tournament: 1-1
 Newcomers: 10
 Roster Breakdown (Sr./Jr./So./Fr.): 2/1/5/7

STARTERS RETURNING (3)

No.	Player	Ht.	Wt.	Cl.	Pos.	pts/rebs
02	Tray Maddox Jr.	6-5	200	So.	G	6.7/2.4
13	Brad Brechting	6-11	240	Sr.-R	C	9.5/5.9
14	Xavier Hill-Mais	6-7	261	Sr.-R	F	18.3/7.2

OTHER LETTERWINNERS RETURNING (2)

No.	Player	Ht.	Wt.	Cl.	Pos.	pts/rebs
20	Babatunde Sowunmi	6-10	245	So.	C	0.3/0.3
24	Kenny Pittman Jr.	6-3	180	So.	G	0.5/0.4

OTHER LETTERWINNERS LOST (3)

No.	Player	Ht.	Wt.	Cl.	Pos.	pts/rebs
10	Karmari Newman	6-4	170	R-So.	G	9.4/2.5
04	Stan Scott	6-3	180	Jr.	G	0.9/0.7
22	James Beck	6-8	210	Jr.	F	4.6/4.2

NEWCOMERS (10)

No.	Player	Ht.	Wt.	Cl.	Pos.
33	Christopher Gettelfinger	6-4	186	Fr.	G
10	Zach Goodline	6-1	175	Fr.	G
35	Jackie Harris	6-6	206	Fr.	F
34	Yusuf Jihad	6-8	214	Fr.	C
15	Kevin Kangu	6-4	179	Jr.	G
11	Blake Lampman	6-1	171	Fr.	G
21	Madison Monroe	6-3	185	Fr.	G
05	Emmanuel Newsome	6-0	151	Fr.	G
04	Daniel Oladapo	6-7	220	So.	F
01	Rashad Williams	6-2	185	So.-R	G



MICHIGAN DI 1 SCHOOLS

School	2018-19	Last 11 yrs.	Pct.
1. Michigan State (B1G)	16-4	160-65	.710
2. Oakland (HL/Summit)	11-7	151-70	.686
3. Michigan (B1G)	15-5	134-94	.590
4. Western Michigan (MAC)	2-16	113-102	.523
5. Eastern Michigan (MAC)	9-9	105-108	.493
6. Central Michigan (MAC)	10-8	95-118	.448
7. Detroit Mercy (HL)	8-10	87-132	.399

FEBRUARY SUCCESS

The Golden Grizzlies have been successful in the month of February over the last 10 seasons (2009-present):

Year	Feb. Record	Overall Feb. Record	Overall Pct.
2009	6-1	6-1	.857
2010	7-0	13-1	.928
2011	6-1	19-2	.904
2012	6-1	25-3	.892
2013	6-1	31-4	.885
2014	2-5	33-9	.785
2015	7-2	40-11	.784
2016	7-2	47-13	.783
2017	8-0	55-13	.808
2018	4-4	59-17	.776
2019	4-3	63-20	.759
2020	0-0	0-0	.759

HOME SWEET HOME

Oakland is 117-43 over its last 160 games inside the O'rena and 75-23 (.773) over its last 98 home league games. The Golden Grizzlies have won 10 or more games at home in 12 of the last 13 seasons.

Overall Records at the O'rena

- 207-83 (.721) all-time
- 120-48 (.727) in league play
- 86-31 (.736) vs. non-conference opponents
- 27-1 (.962) vs. non-DI
- 4-2 (.666) vs. Power 5 conference opponents
- 5-1 (.833) in NCAA postseason play

Top Attended Games at the O'rena

1. 4,141 vs. Detroit Mercy (2/23/19)
2. 4,123 vs. Detroit Mercy (1/13/17)
3. 4,114 vs. Detroit Mercy (2/26/16)
4. 4,110 vs. Valparaiso (1/8/17)
5. 4,101 vs. Detroit Mercy (2/15/15)

Most Wins Inside the O'rena

1. 2009-10, 13-1 (9-0 in league play)
- T1. 2016-17, 13-4 (6-3 in league play)
3. 2014-15, 12-4 (8-0 in league play)
4. 2011-12, 12-6 (6-3 in league play)
- T4. 2008-09, 12-0 (9-0 in league play)

3-POINTER STREAK

The last time Oakland did not convert a shot from behind the arc was on Jan. 30, 1988 vs. Wayne State University.

UNLV and Princeton are the only two schools to make a 3-pointer in every game since the inclusion of a 3-point line in 1986-87.

Western Carolina was the first intercollegiate school to make a 3-point field goal.

Consecutive games with a three-pointer: 990 (5th among NCAA)

SCOUTING REPORT - IUPUI

IUPUI is 2-8 over its last 10 outings, most recently falling to Detroit Mercy on Jan. 23, 76-64. The Jaguars have dropped four straight coming into Saturday's matchup. Their last win came on Jan. 5 at Green Bay, 93-78 - a game where IUPUI went 14-of-28 from beyond the arc.

Marcus Burk leads the Jaguars with 19.2 points per game - ranking second in the league in scoring behind Antoine Davis of Detroit's 23.8 points per game. Elyjah Goss' 11.24 boards per outing doesn't just pace IUPUI, but leads the league. Goss is the only player in the Horizon League to average double-digit rebounds per game. Jaylen Minnet leads the team with 72 helpers on the year - also ranks No. 9 in the conference with 15.29 points per game.

IUPUI's offense ranks seventh of 10 in the Horizon League at 68.52 points per game. The Jaguars are one of the worst in the conference in terms of scoring margin, giving up just over 77 points per effort, -8.95 margin which ranks ninth in the league. No defense has allowed opponents to shoot a higher clip than IUPUI. The Jaguars are the only team in the Horizon to allow more than 600 made field goals this season.

Byron Rimm II was named the program's interim head coach for the 2019-2020 season on Aug. 27, 2019, becoming the ninth head coach in program history. He originally joined the IUPUI program in October 2018 as the Jaguars' associate head coach.

THE NUMBERS



68.5	◀	PPG	▶	63.8
-9.0		Scoring Margin	▶	-4.0
41.3		FG %	▶	42.2
45.9	◀	Opp. FG %		41.7
33.2	◀	3-PT %		28.7
63.8	◀	FT %		67.3
36.1		RPG	▶	35.9
-2.2		Rebound Margin	▶	0.8
12.9	◀	Assists		13.4
14.4		TPG	▶	14.6
6.8		SPG	▶	6.3
2.6	◀	BPG		2.6

Quick Starts on the Road

Over the Ohio and Wisconsin road trips from Jan. 9-Jan. 18 Oakland has jumped out to a double-digit lead in the first half in each contest - +10 at Milwaukee, +15 at Green Bay, +12 at Cleveland State, +13 at Youngstown State. The Golden Grizzlies took a lead into half in three of the four outings: +3 at Green Bay, +3 at Cleveland State, +4 at Youngstown State, -4 at Milwaukee. Oakland went 1-3 over the four-game road stretch. The Golden Grizzlies lost by an average of 3.3 ppg over their past three losses.

Ninth Different Starting Combo

Madison Monroe returned to the starting lineup for his fifth start of the season at Milwaukee on Jan. 18. Monroe was joined by Rashad Williams, Brad Brechting, Xavier Hill-Mais and Tray Maddox Jr. This combo is the ninth different starting lineup for the Golden Grizzlies this season.

Quick Starts on the Road

The Golden Grizzlies opened on an 11-0 run at Green Bay - keeping the Phoenix under double-digits for eight minutes. Last week, it took Youngstown State 8:11 to record its first points of the game. At Cleveland State, the Golden Grizzly defense held the Vikings under double digits as a team until 13:22 had come off the clock.

2019-20 HORIZON LEAGUE PLAYERS OF THE WEEK**Nov. 11 – Daniel Oladapo, Oakland**

Nov. 18 – Marcus Burk, IUPUI
 Nov. 25 – Dantez Walton, Northern Kentucky
 Dec. 2 – Dantez Walton, Northern Kentucky
 Dec. 9 – Dantez Walton, Northern Kentucky
 Dec. 16 – Tyler Sharpe, Northern Kentucky
 Dec. 23 – JayQuan McCloud, Green Bay
 December 31 – Loudon Love, Wright State
 January 6 – Torrey Patton, Cleveland State
 January 13 – TeJon Lucas, Milwaukee
 January 19 – Tyler Sharpe, Northern Kentucky

2019-20 HORIZON LEAGUE FRESHMAN OF THE WEEK

Nov. 11 – Amari Davis, Green Bay
 Nov. 18 – Mike DePersia, IUPUI
 Nov. 25 – Grant Basile, Wright State
 Dec. 2 – Amari Davis, Green Bay
 Dec. 9 – Amari Davis, Green Bay
 Dec. 16 – Amari Davis, Green Bay
 Dec. 23 – Tanner Holden, Wright State
 December 31 – Blake Lampman, Oakland
 January 6 – Amari Davis, Green Bay
 January 13 – Blake Lampman, Oakland
 January 19 – Amari Davis, Green Bay

OAKLAND INDIVIDUAL LEADERS**CONSECUTIVE DOUBLE-FIGURE POINTS**

Xavier Hill-Mais..... 17

CAREER DOUBLE-FIGURE POINTS (2019-20)

Xavier Hill-Mais..... 55 (20)
 Brad Brechting..... 28 (9)
 Rashad Williams..... 20 (2)
 Tray Maddox Jr..... 18 (8)
 Daniel Oladapo..... 8 (8)
 Blake Lampman..... 6 (6)
 Kevin Kangu..... 5 (5)
 Madison Monroe..... 2 (2)

CAREER 20 OR MORE POINTS (2019-20)

Xavier Hill-Mais..... 17 (3)
 Brad Brechting..... 7 (3)
 Williams..... 3 (0)
 Daniel Oladapo..... 2 (2)
 Tray Maddox Jr..... 1 (0)
 Kevin Kangu..... 1 (1)

CAREER 30 OR MORE POINTS (2019-20)

Xavier Hill-Mais..... 4 (0)
 Brad Brechting..... 1 (0)

CAREER DOUBLE-FIGURE REBOUNDS (2019-20)

Xavier Hill-Mais..... 11 (5)
 Brad Brechting..... 9 (4)
 Daniel Oladapo..... 2 (2)

CAREER DOUBLE-FIGURE ASSISTS (2019-20)**CONSECUTIVE GAMES WITH AT LEAST ONE**

3-POINTER
 Blake Lampman..... 6
 Rashad Williams..... 3

CAREER DOUBLE-DOUBLES (2019-20)

Xavier Hill-Mais..... 11 (5)
 Brad Brechting..... 8 (3)
 Daniel Oladapo..... 3 (2)

STARTING LINEUPS, POINTS AND PERCENT OF OFFENSE

Date	Opponent	Oakland starting lineup	Lineup Record	Pts	% of Offense	W/L
11/5	Goshen	Brechtling, Hill-Mais, Kangu, Maddox Jr., Oladapo	1-0	70	74	W
11/8	Delaware	Brechtling, Hill-Mais, Kangu, Maddox Jr., Oladapo	1-1	50	94	L
11/9	UTSA	Brechtling, Hill-Mais, Kangu, Maddox Jr., Oladapo	2-1	66	85	W
11/10	Southern Illinois	Brechtling, Pittman Jr, Kangu, Maddox Jr., Oladapo	1-0	56	92	W
11/16	Maryland	Brechtling, Hill-Mais, Kangu, Maddox Jr., Oladapo	2-2	34	68	L
11/18	Hartford	Brechtling, Hill-Mais, Kangu, Maddox Jr., Oladapo	3-2	53	88	W
11/25	Northern Illinois	Brechtling, Hill-Mais, Kangu, Pittman Jr., Oladapo	0-1	34	68	L
11/30	Toledo	Brechtling, Hill-Mais, Kangu, Maddox Jr., Oladapo	3-3	45	71	L
12/3	Western Michigan	Brechtling, Hill-Mais, Kangu, Maddox Jr., Oladapo	4-3	56	78	W
12/7	Bowling Green	Brechtling, Hill-Mais, Kangu, Maddox Jr., Lampman	0-1	56	86	L
12/14	Michigan State	Brechtling, Hill-Mais, Kangu, Maddox Jr., Oladapo	4-4	25	51	L
12/18	Syracuse	Brechtling, Hill-Mais, Monroe, Maddox Jr., Oladapo	0-1	50	81	L
12/21	Fairfield	Brechtling, Hill-Mais, Monroe, Maddox Jr., Oladapo	0-2	47	80	L
12/28	Detroit Mercy	Brechtling, Hill-Mais, Kangu, Maddox Jr., Oladapo	5-4	54	69	W
1/3	Wright State	Brechtling, Hill-Mais, Kangu, Maddox Jr., Oladapo	5-5	53	77	L
1/5	Northern Kentucky	Brechtling, Hill-Mais, Kangu, Maddox Jr., Oladapo	5-6	44	69	L
1/9	Youngstown State	Brechtling, Hill-Mais, Kangu, Maddox Jr., Monroe	0-1	45	75	L
1/11	Cleveland State	Brechtling, Hill-Mais, Monroe, Goodline, Maddox Jr.	1-0	34	50	W
1/16	Green Bay	Brechtling, Hill-Mais, Kangu, Maddox Jr., Williams	0-1	64	93	L
1/18	Milwaukee	Brechtling, Hill-Mais, Maddox Jr., Williams, Monroe	0-1	49	72	L

Brechtling's Big Night at Green Bay

Senior center Brad Brechting went for a season-high 26 points last time out at Green Bay. It was his highest point total since dropping 32 at Cleveland State a year ago. Brechting pulled down 14 boards for the third double-double of his season and eighth of his career.

Lampman Nike #HLMBB Freshman of the Week...Again! Jan. 13

For the second time since the start of league play on Dec. 28, freshman guard Blake Lampman has been named the Nike #HLMBB Freshman of the Week. Lampman finished Oakland's road trip through Ohio as the Golden Grizzlies' second-leading scorer with 24 total points. He knocked down 58-percent of his attempts from beyond the arc, hitting seven of 12 triples. Lampman has recorded three or more triples in eight games this season and in three-consecutive games. Since the start of the award in 2013-14, Oakland has had four players earn the award at least three times in their rookie campaigns: Kay Felder (7), Jaylen Hayes (6), Isaiah Brock (3) and Braden Norris (3).

Starters at Green Bay

The starting lineup of Brechting, Williams, Hill-Mais, Maddox Jr. and Kangu combined for 93-percent of Oakland's 69 points at Green Bay on January 16. The lineup chipped in 64 points, led by Brechting's 26 and Williams' 16. The 93-percent mark is the second-highest of any starting combination for the Golden Grizzlies this season. Against Delaware, Brechting, Hill-Mais, Kangu, Maddox Jr. and Oladapo accounted for 94-percent of Oakland's offense, combining for 50 points. The Golden Grizzlies are 1-2 when the starters account for 90+ percent of the offense.

Taming the Phoenix

Green Bay entered Thursday's matchup as the second-highest scoring team in the Horizon League at just over 81 ppg. Oakland held Green Bay under double-digits for eight minutes and started on an 11-0 run before the first media timeout. The 73 points for the Phoenix since Dec. 14 when Green Bay fell to Evansville, 72-62.

NET Rankings

The Golden Grizzlies come into this week the third-highest ranked Horizon team in the most updated NET rankings. The NET relies on game results, strength of schedule, game location, scoring margin, net offensive and defensive efficiency, and the quality of wins and losses. Wright State (129) and Northern Kentucky (154) are the league foes in front of Oakland (204). Green Bay (246) is the fifth-highest ranked in the conference, behind Youngstown State at 236.

BIG Win at CSU

With the victory at Cleveland State on Jan. 11, Oakland avoided its worst start in Horizon League play in program history. The last time Oakland started 1-3 in the Horizon League was 2017-18. The Golden Grizzlies went on to win five straight after dropping three of the year's first four in conference action and finished the season 10-8 and earned the No. 4 seed in the Horizon League Tournament.

Hill-Mais: A Leader in the Horizon League

Xavier Hill-Mais' 15.4 points per game ranks seventh in the league, and he is one of five players in the conference with at least 100 made field goals. Hill-Mais has scored in double figures in 18 of 19 games this season and 53 times in his career. His 53.6-percent from the floor is good to lead the conference in the category.

Lending a Helping Hand



BY THE NUMBERS

4

NBA players in the last 11 years
(Kendrick Nunn, Kay Felder, Keith Benson & Rawle Marshall)

6

Players that led the NCAA in a statistical category since 2009 (Jones/APG, Hamilton/PPG, Bader/3PG, Mondy/SPG, Felder/APG, Nunn/3PG)

8

Postseason appearances in the last 10 years (4 CIT, 2 NCAA, 1 Vegas 16, 1 NIT)

69

Wins in the Horizon League since becoming a member in July 2013

625

Career wins for Coach Kampe, 12th among active DI coaches

812

Oakland's all-time wins

991

Consecutive games with at least one 3-pointer made

Oakland has been lending a helping hand as of late, recording two 20-plus assist efforts over the past five games. Since the start of Horizon League play, the Golden Grizzlies have been averaging a conference-best 17.2 assists per game - Michigan State currently leads all teams throughout the 2019-20 season with 19.8 assists per contest. Against Wright State, the Golden Grizzlies assisted on 21 of 26 made field goals (81-percent) and 22 of 29 (76-percent) made field goals against Detroit Mercy to open league play on Dec. 28. Junior Kevin Kangu leads Oakland with 71 assists this season - good for sixth in the Horizon League.

New Starting Five in Cleveland

For the first time this season, coach Greg Kampe started two freshmen - Zach Goodline and Madison Monroe. It was Goodline's first start. He has played in every game since the start of league play on Dec. 28. Monroe made his second-straight start and fourth of the year. Joining the frosh were Tray Maddox Jr., Brad Brechting and Xavier Hill-Mais. The combination tallied 50-percent of Oakland's total points at Cleveland State - which is the lowest output by a starting unit for the Golden Grizzlies this season.

Getting to the Line at CSU

Eighteen of Oakland's 30 first half points at Cleveland State came from the free throw line. The Golden Grizzlies finished the game 26-of-37 from the charity stripe. It was the most free throw attempts and makes on the season. The outing prior, at Youngstown State, Oakland went 3-of-6 for the outing from the foul line.

Kangu Stepping Up

After missing the starting rotation for just the third game this season, Kevin Kangu hit double figures against the Vikings for the first time since Nov. 18 against Hartford where he finished with 11. Kangu started the season averaging 10.7 ppg through the first six games of the year. Kangu knocked down two triples marking the first time he has hit multiple three-pointers since the season opener against Goshen on Nov. 5.

Goodie Goodline

Zach Goodline appeared to be redshirting this season before seeing his first game action against Detroit on Dec. 28. Since, Goodline has appeared in every game, including starting against Cleveland State. Against the Vikings, he notched the first points of his college career, knocking down 6-of-6 from the free throw line. He was 0-for-2 from the floor.

Monroe's Emergence

Freshman Madison Monroe made his fourth start of the season last timeout. Last week, Monroe notched the second double-figure game of his career - scoring 10 at Youngstown State.

Tray For Trey

Sophomore Tray Maddox Jr. had knocked down at least one triple in 10-straight efforts before going 0-for-2 at Cleveland State on Jan. 11. Maddox Jr. has hit a three-pointer in 14 of 18 games this season.

Lampman Finding His Shot

For the eighth time this season, Blake Lampman knocked down at least three triples at Cleveland State. His career-high came at Toledo on November 30 when the Haslett, Michigan, native went 5-of-10 from range. Oakland is 4-4 when Lampman hits at least three from beyond the arc.

Lampman Named Nike #HLMBB Freshman of the Week - December 31

Freshman guard Blake Lampman was named the Freshman of the Week by the Horizon League on December 31. In the Golden Grizzlies' lone outing last week, Lampman finished with 12 points and a career-high five assists. Heading into the matchup with #MetroSeries rival Detroit Mercy, the Haslett, Michigan, native had been struggling from beyond the arc, going 1-of-15 over the previous two outings. Against the Titans, Lampman found his shot early, finishing the game 4-of-9. Lampman leads Oakland with 27 made triples on the year.

Surprises Off the Bench vs Wright State

Madison Monroe hit a career-high 10 points in 24 minutes of action against the Raiders. Monroe finished with two assists and a career-best three steals. Babatunde Sowunmi also took advantage of his minutes last time out, dropping a career-high five points and six rebounds - four coming on the offensive glass.

A Night to Forget

The 96 by Wright State was the most surrendered this season - previously 80 at No. 7 Maryland - and most No. 8 Michigan State scored 99 at the Breslin Center on Dec. 21, 2018. The 30-point deficit with 4:19 to go was the largest deficit Oakland has faced since trailing Michigan State by 29 with 7:41 to play on Dec. 14. The biggest deficit this season came at No. 7 Maryland by 35 with 3:40 to play on Nov. 16.

Finding the Range vs. Detroit Mercy

The nine made triples by Oakland against Detroit Mercy on Dec. 28 was a season-high. Five different Golden Grizzlies hit from deep, led by Blake Lampman's four. The 78 points by Oakland was the

THE LAST TIME OAKLAND...

SCORED 100+ POINTS 101 vs. YSU inside the O'rena (2/21/17)	34 by Western Michigan at University Arena (11/26/13)	OPPONENT PLAYER MADE 6 OR MORE 3-PT FIELD GOALS 7 by Bryn Forbes, Michigan State, at The Palace (12/22/15)
SCORED 90-99 POINTS 94 vs. Goshen in the O'rena (11/5/19)	OAKLAND HAD 50 OR MORE REBOUNDS 55 at Washington in Alaska Airlines Arena (12/19/15)	OPPONENT PLAYER MADE 10 OR MORE FREE THROWS 12 by Antoine Davis, Detroit Mercy, O'rena (12/28/19)
SCORED LESS THAN 50 POINTS 44 vs. Cleveland State at Little Caesars Arena (3/5/18)	OAKLAND HAD 25 OR MORE OFFENSIVE REBOUNDS 27 vs. Southern University at the Sears Centre (11/26/10)	OAKLAND PLAYER HAD 15 OR MORE REBOUNDS 15 by Brad Brechting vs. Youngstown State in the O'rena (3/6/19)
SCORED LESS THAN 40 POINTS 30 at Northwestern in Welsh-Ryan Arena (11/21/98)	OAKLAND HAD 30 OR MORE DEFENSIVE REBOUNDS 35 vs. Northern Kentucky at Little Caesars Arena (3/11/19)	OPPONENT PLAYER HAD 15 OR MORE REBOUNDS 18 by Chris Brandon, Detroit Mercy, at the O'rena (12/28/19)
SHOT 60% OR BETTER .600 (28-47) at Fairfield in Alumni Hall (12/6/18)	OPPONENT HAD 50 OR MORE REBOUNDS 54 by Michigan St at LCA (12/14/19)	OAKLAND PLAYER HAD A TRIPLE-DOUBLE Kay Felder (29 pts, 10 ast, 10 rebs vs. ETSU in Mandalay Bay (3/29/16)
SHOT 70% OR BETTER FROM 3-POINT RANGE .778 (7-9) vs. South Dakota State in the O'rena (2/2/08)	OAKLAND PLAYER SCORED 40 OR MORE POINTS 47 by Travis Bader vs. IUPUI in the O'rena (1/24/13)	OAKLAND HAD A 5 OR MORE WINNING STREAK Feb. 16 - March 6, 2019
MADE 40 OR MORE FIELD GOALS 45 vs. South Dakota St. in Sioux Falls Arena (3/7/11)	OAKLAND PLAYER SCORED 30 OR MORE POINTS 32 by Brad Brechting vs. Youngstown State in the O'rena (2/1/19)	OAKLAND HAD AN 8 OR MORE WINNING STREAK Jan. 9-Feb. 26, 2017
MADE 15 OR MORE 3-POINT FIELD GOALS 18 at Hartford in Chase Arena (12/16/18)	OAKLAND PLAYER MADE 15 OR MORE FIELD GOALS 15 by Corey Petros at UIC in the UIC Pavilion (2/4/15)	
MADE 30 OR MORE FREE THROWS 32 vs. Youngstown State in the O'rena (3/6/19)	OAKLAND PLAYER MADE 8 OR MORE 3-PT FG 8 by Kendrick Nunn at Detroit Mercy in Calihan Hall (1/20/18)	
OPPONENT SCORED 100+ POINTS 102 by #3 Kansas at Allen Fieldhouse (11/25/17)	OAKLAND PLAYER MADE 10 OR MORE FREE THROWS 10 by Brad Brechting vs. UIC in the O'rena (2/28/19)	
OPPONENT SCORED 90-99 POINTS 96 by Wright State at the O'rena (1/3/19)	OPPONENT PLAYER SCORED 30 OR MORE POINTS 30 by Levi Bradley, Northern Illinois, at the O'rena (11/25/18)	
OPPONENT SCORED LESS THAN 60 PTS 50 vs. Hartford at the O'rena (11/18/19)	OPPONENT PLAYER MADE 15 OR MORE FIELD GOALS 16 by Albert Owens, Oral Roberts, at the Mabee Center (11/27/17)	
OPPONENT SCORED LESS THAN 50 PTS 47 vs. Defiance in the O'rena (11/19/18)		
OPPONENT SHOT 60% OR BETTER .604 (32-53) by Northeastern at Matthews Arena (12/8/18)		
OPPONENT SHOT 70% OR BETTER FROM 3-PT. .750 (12-16) by Utah State in the Smith Spectrum (3/25/12)		
OPPONENT MADE 40 OR MORE FIELD GOALS 40 by Michigan State in the O'rena (11/17/98)		
OPPONENT MADE 15 OR MORE 3-PT FG 16 by Youngstown State at the O'rena (1/4/16)		
OPPONENT MADE 30 OR MORE FREE THROWS		

most since the season opener against Goshen, when the Golden Grizzlies posted 94. It was just the fourth time this year that Oakland has scored 70 or more points.

Dominating the #MetroSeries

The victory last time out over Detroit Mercy gave Oakland a program-best sixth straight win over the Titans. The longest winning streak in the series belongs to Detroit Mercy, winning the first 10 matchups from 1973-2000. Since the flip of the century, the Golden Grizzlies are 12-3 in the series, with the Titans' last victory coming on January 13, 2017.

In League Openers

Oakland is 6-1 all-time in Horizon League openers and 4-0 while opening league play in the O'rena since joining the conference in 2013.

Hill-Mais Hits Career Milestone

With 10 rebounds against the Titans on Dec. 28, Xavier Hill-Mais eclipsed the century mark on the season (109) and the 500 mark in his career (508) in the category. Xavier Hill-Mais' 19 points and 10 rebounds was good for his 10th career double-double and fourth of the campaign. Hill-Mais has scored in double figures in 13 of 14 games this season, and has notched a double-double every time he hits double figures on the glass.

Hill-Mais & Brechting vs. Fairfield

Hill-Mais' 18 points marks the 12th time this season in 13 outings the senior has reached double figures. He has scored double digits in nine-straight games, and has 47 career outings with 10+ points. Brad Brechting had a game-high 13 rebounds. It was Brechting's seventh double-digit rebounding effort of his career and second this season. Brechting pulled down 12 boards against Southern Illinois on November 10. Brechting's double-double is the second of the season and seventh of his career.



OAKLAND'S RECORD WHEN

Leading Scorer	Record	Win Pct.
Brad Brechting	1-3	.333
Daniel Oladapo	2-1	.667
Tray Maddox Jr.	0-2	.000
Kevin Kangu	1-0	1.00
Xavier Hill-Mais	4-8	.333
Blake Lampman	1-1	.000
Leading Rebounder	Record	Win Pct.
Daniel Oladapo	3-4	.333
Brad Brechting	2-3	.333
Xavier Hill-Mais	4-8	.333
Kevin Kangu	0-1	.000
Babatunde Sowunmi	0-1	.000
Double-Figure Points	Record	Win Pct.
Brad Brechting	1-8	.333
Daniel Oladapo	3-4	.500
Xavier Hill-Mais	6-14	.363
Kevin Kangu	3-1	.667
Blake Lampman	4-2	.667
Tray Maddox Jr.	1-5	.000
Madison Monroe	0-2	.000
Rashad Williams	0-2	.000
Double-Figure Rebounds	Record	Win Pct.
Daniel Oladapo	2-0	1.00
Xavier Hill-Mais	3-2	.667
Brad Brechting	2-2	.500
Double-Figure Assists	Record	Win Pct.
Double-Doubles	Record	Win Pct.
Daniel Oladapo	2-0	1.00
Brad Brechting	1-2	.500
Xavier Hill-Mais	3-2	.667
Winning at halftime	Record	Win Pct.
	6-3	.800
Tied at halftime	Record	Win Pct.
	0-1	.000
Losing at halftime	Record	Win Pct.
	1-10	.142
Scores 74 points or less	Record	Win Pct.
	4-14	.300
Scores 75 points or more	Record	Win Pct.
	3-0	1.00

MICHIGAN D1 SCHOOLS IN LEAGUE PLAY

10+ league wins in the last 13 seasons (since 2006-07)

Oakland - 12
Michigan State - 11
Michigan - 7
Western Michigan - 6
Central Michigan - 4
Detroit Mercy - 3
Eastern Michigan - 1

OAKLAND VERSUS RANKED

The Golden Grizzlies have faced a ranked opponent in every season except one (2005-06), posting an overall record of 2-45.

Oakland's two top-25 wins came versus No. 23 Oregon (68-62) at The Palace of Auburn Hills on Dec. 22, 2007, and at No. 7 Tennessee (89-82) on Dec. 14, 2010 inside Thompson-Boling Arena

The Golden Grizzlies played a program-high six teams in 2010-11 and have faced 24 nationally-ranked teams over the last eight seasons, going 1-23 in those games.

Most recently, the Golden Grizzlies fell to No. 16/15 Michigan State on Dec. 14, 2019, 72-49.

SportsCenter #SCTop10 - Gettelfinger at No. 2 on Dec. 18

On Wednesday at Syracuse, CJ Gettelfinger ended a 7-0 scoring run by the Orange with a half court shot as the shot clock was expiring. The half-court heave came in at No. 2 on Sportscenter's Top-10, getting beat out only by Cristiano Ronaldo's header on Dec. 18.

Bright Lights, Big Crowds

Oakland is no stranger to big environments. On three occasions this season the Golden Grizzlies have played in front of 12-plus thousand. (at Maryland 12,989 | vs. Michigan State 18,145 | at Syracuse 16,394).

BIG in the Paint at Syracuse

The senior duo of Xavier Hill-Mais and Brad Brechting combined for 36 points at Syracuse on Dec. 18. Oakland outscored Syracuse 30-20 in the paint. Hill-Mais' 16 points marks the 11th game this season the senior has scored in double figures. Hill-Mais entered the night as the seventh-leading scorer in the conference. Brechting's 20 points was his first 20-point performance since the season opener against Goshen on November 5. Following the game, Jim Boeheim has this to say about the Oakland bigs, "Their big guys are very good....really good and really strong...even when we trapped them, they shrugged us off and went in. They are a good team. They are physical, tough guys."

Forcing the Ball Outside vs. Power Five

Against Michigan State and Syracuse, Oakland has forced its opponent to live on the perimeter, as the Spartans and Orange have combined for 77 three-point attempts against the Golden Grizzlies. Oakland is second in the Horizon league in three-point defense, giving up just 31.0-percent of attempts.

Going Deep into the Bench

Coach Greg Kampe went 12-deep against Syracuse, as Jim Boeheim played just three off the bench. As a result, the Golden Grizzlies' bench outscored the Orange's, 12-5. This season, 12 of the 15 rostered players have seen action.

Three-Point Woes Continue

Oakland's three-point shooting woes continued in the Carrier Dome, going 4-of-18. Tray Maddox Jr. had two of the four, finishing the game 2-of-3. The rest of the squad combined for 2-of-15. The Golden Grizzlies are shooting 28.1-percent on the year from distance.

Maddox: Oakland Hoops Over Syracuse Football

Tray Maddox Jr. was a highly touted receiver at Novi High School. He held multiple Division I offers, and the 6-foot-5, 188-pound standout once listed Syracuse as the front-runner before choosing to play basketball over football. He committed to play for Greg Kampe at Oakland, admittedly wrestled with the decision for a few weeks, then came to this conclusion after watching a gut-wrenching clip from Jahvid Best's college highlight tape, saying he'll preserve his body more as a basketball player.

Forcing No. 16/15 Michigan State Outside

Despite woes on the offensive end, Oakland's defense forced the Spartans out to the perimeter, putting up 33 three-pointers. MSU shot just 21-percent from beyond the arc. Michigan State's 72-point effort was below its season average of 79.2. Only one Spartan hit double-figures - Aaron Henry with 10 points.

Freshmen Waking Up Late

Blake Lampman and Jackie Harris came alive late against Michigan State, knocking down a pair of three's apiece in the final five minutes of play. This is the second outing this season Harris has hit multiple three-pointers. Lampman has hit a three-ball in five-consecutive outings and leads the team with 19 on the year.

Attempt Record at Little Caesars Arena

The 65 total attempts by Oakland versus Michigan State on Dec. 14 is tied for the fourth-highest total by a college basketball team at Little Caesars Arena.

Creating Second Chances

Daniel Oladapo is second on the team with 74 rebounds. Of those 77, 34 have come on the offensive glass - which ranks third in the conference.

Losing the Battle on the Glass vs. MSU

Michigan State's 54 rebounds is the first time since 2017 an OU opponent grabbed more than 50 boards against the Golden Grizzlies. The last time it happened was on Jan. 8, 2017, when UIC pulled down 56 rebounds.

Hill-Mais Early Impact

The Redshirt Senior leads the Horizon League with three double-doubles on the year. Hill-Mais currently is seventh in scoring amongst the league at 15.6 ppg. His 7.7 rebounds per game places him third. Hill-Mais has scored in double figures 12 of 13 games this season, with his season-high 20

MID-MAJOR SUCCESS

Entering 2019-20, Oakland is winning 65 percent of its games against mid-major opponents since the 2008-09 season. The Golden Grizzlies are 207-111 against mid-major teams over the last 12 seasons (6-49 vs. Power 5, 15-0 vs. non-D1). Here is a breakdown of the Golden Grizzlies' record:

2008-09:	23-12 overall
	21-8 vs. mid-major teams
	1-5 vs. Power 5, 1-0 vs. non-D1
2009-10:	26-9 overall
	24-3 vs. mid-major teams
	0-6 vs. Power 5, 2-0 vs. non-D1
2010-11:	25-10 overall
	23-3 vs. mid-major teams
	1-7 vs. Power 5, 1-0 vs. non-D1
2011-12:	20-16 overall
	18-12 vs. mid-major teams
	1-4 vs. Power 5, 1-0 vs. non-D1
2012-13:	16-17 overall
	14-12 vs. mid-major teams
	0-5 vs. Power 5, 2-0 vs. non-D1
2013-14:	13-20 overall
	11-15 vs. mid-major teams
	0-5 vs. Power 5, 2-0 vs. non-D1
2014-15:	16-17 overall
	14-11 vs. mid-major teams
	0-6 vs. Power 5, 2-0 vs. non-D1
2015-16:	23-12 overall
	22-9 vs. mid-major teams
	1-3 vs. Power 5, 0-0 vs. non-D1
2016-17:	25-8 overall
	20-7 vs. mid-major teams
	2-1 vs. Power 5, 2-0 vs. non-D1
2017-18:	19-14 overall
	19-11 vs. mid-major teams
	0-3 vs. Power 5, 0-0 vs. non-D1
2018-19:	16-17 overall
	16-15 vs. mid-major teams
	0-2 vs. Power 5, 1-0 vs. non-D1
2019-20:	7-14 overall
	6-11 vs. mid-major teams
	0-3 vs. Power 5, 1-0 vs. non-D1

POWER-5 WINS

1. Northwestern, 60-41 (1/2/00), Evanston
2. Michigan, 97-90 (11/17/00), Rochester
3. Texas A&M, 90-58 (12/22/07), Rochester
4. No. 23 Oregon, 68-62 (12/22/07), Auburn Hills
5. Oregon, 82-79 OT (11/17/08), Eugene
6. No. 7 Tennessee, 89-82 (12/14/10), Knoxville
7. Tennessee, 89-81 (11/28/11), Rochester
8. Washington, 97-83 (12/19/15), Seattle
9. Georgia, 86-79 (12/23/16), Rochester
10. Clemson, 74-69 (3/14/17), Clemson

A breakdown of Oakland's record vs. the power conferences; ACC (1-6), Big Ten (2-39), Big 12 (1-12), Pac-12 (3-6), SEC (3-8) \ Big East (high major, 0-15)

coming at Western Michigan on Dec. 3. The redshirt senior joined the 1,000-point club on Dec. 3 at WMU, becoming the 36th player in program history to accomplish the feat

Kangu Shines at Sunshine Slam

Kevin Kangu was named to the All-Tournament Team at the Sunshine Slam after averaging 12.7 ppg, 5.0 rebs. And 6.0 in three games

Oladapo Earns POTW Plaudits

Oladapo earned Nike Horizon League Player of the week honors (11/11) after he led the Golden Grizzlies over the course of their four-game week averaging 13.8 points and 7.5 rebounds to guide Oakland to a 3-1 record to start the season

Golden Cubs with Early Action

Oakland's roster features seven true freshmen. Five of the seven frosh have seen playing time this season, with Blake Lampman appearing in all 11 games and starting one. Fellow freshman Jackie Harris has also appeared in 11 games this season, averaging 9.1 minutes per game.

#NunnBetter Turnin' Up the Heat

After spending time in the G League for the Golden State Warriors, Kendrick Nunn has exploded onto the NBA scene in his rookie season. Nunn is averaging over 30 minutes per game. His 45.2-percent from the floor has powered 16.2 points per game, which ranks third among all NBA rookies. On Dec. 10 against the Atlanta Hawks, Nunn set career highs in points (35) and rebounds (6), coming one point shy of the Miami Heat Rookie record for points in a single-game.

NEW FACES

Oakland welcomes 10 newcomers to the 2019-20 squad including three transfers in Kevin Kangu (Vincennes University), Daniel Oladapo (Chipola College) and Rashad Williams (Cleveland State).

Oakland returns 38 percent of its minutes played from last season (2,488 out of 6,625). Starters Xavier Hill-Mais, Brad Brechting and Tray Maddox Jr. make up 93 percent of the returning minutes from last season.

Pct.	Name (Minutes played in 2018-19)
41%	Xavier Hill-Mais (1,025)
28%	Brad Brechting (708)
24%	Tray Maddox Jr. (607)
5%	Kenny Pittman Jr. (110)
2%	Babatunde Sowunmi (38)

Oakland returns 44 percent of its points from a season ago (1,132 out of 2,532). Hill-Mais accounts for 53 percent of the Golden Grizzlies returning points.

Pct.	Name (Points scored in 2018-19)
53%	Xavier Hill-Mais (604)
28%	Brad Brechting (312)
18%	Tray Maddox Jr. (200)
1%	Kenny Pittman Jr. (12)
>1%	Babatunde Sowunmi (4)

MR. 600

On Feb. 19, 2018 against Cleveland State, Greg Kampe earned his 600th career victory, becoming the (then) 15th active coach to reach the 600-win milestone in Division I.

UP THERE WITH THE BEST

Last season the Golden Grizzlies ranked inside the NCAA's top-50 in six statistical categories:

- Assists per game: 8th (led HL)
- Total assists: 14th
- Three point FG percentage: 17th (led HL)
- Assist-to-turnover ratio: 21st (led HL)
- Three pointers per game: 32nd
- Three pointers made: 39th (led HL)

HELPING HANDS

Last season, Oakland dished out 580 assists as a team, the most in its Division I era and since the 1994-95 season.

A LOOK BACK AT 2018-19

The Golden Grizzlies finished the season with a 16-17 overall record, going 11-7 in league play and advancing to its second-straight Horizon League Tournament Semifinal game.

Xavier Hill-Mais earned first team all-league honors while Braden Norris was named to the all-freshman team.

By going 11-7 in conference play, Oakland has recorded 10 or more league wins in 12 of the last 13 seasons, the



PLAYING THE BEST IN THE COUNTRY

Oakland has faced 36 ranked teams the last 14 seasons, 18 against top-10 opponents and three against the No. 1 team in the country. Here is a breakdown of the teams Oakland has faced;

Alabama (2)
Arkansas (2)
Arizona (2)
Cal
Cincinnati
Clemson
Georgia
Gonzaga
Illinois
Indiana
Iowa
Iowa State
Kansas (3)
Kansas State
Purdue
Marquette (2)
Maryland (2)
Memphis
Michigan (4)
Michigan State (12)
North Carolina
Ohio State
Oregon (3)
Pittsburgh (4)
Syracuse (2)
Texas
Tennessee (3)
UCLA (3)
Virginia
Washington
West Virginia (2)
Wisconsin
Xavier

A breakdown of Oakland's record since 2006-07:
7-52 vs. Power 5 conference teams (.121 winning pct.)
16-0 vs. non-D1 teams (1.000 winning pct.)
** This includes Gonzaga, Memphis and Xavier (all three were ranked when Oakland faced them)

POWER-5 CONFERENCE IN THE O'RENA

Oakland has welcomed six power-five conference opponents to the Athletics Center O'rena, posting a 4-2 record in those contests

No. 5 Michigan State | L, 96-66 (11/17/98)
3,405 in attendance
Michigan | W, 97-90 (11/17/00)
4,005 in attendance
No. 5 Missouri | L, 90-85 (11/29/03)
2,435 in attendance
Texas A&M | W, 90-58 (12/6/03)
2,435 in attendance
Tennessee | W, 89-81 (11/28/11)
3,755 in attendance
Georgia | W, 86-79 (12/23/16)
4,063 in attendance

most of any Michigan Division I school in that span.

For the first time in Greg Kampe's 35 years as Oakland's head coach, four different Golden Grizzlies scored 30 points or more in a game this season (Hill-Mais, Jaevin Cumberland, Karmari Newman and Brad Brechting).

Cumberland finished the regular season leading the Horizon League in total minutes (1,143; fourth nationally) and free throw percentage (89 percent, 15th nationally).

Cumberland made a three-pointer in all 33 games last season.

Brechting averaged 16.5 points and 10 rebounds per game in his final 11 games of 2018-19.

The Golden Grizzlies earned another series sweep over in-state rival Detroit Mercy and have won 11 of the last 14 meetings against the Titans dating back to 2001, including the last five consecutive games.

In the first matchup on Jan. 19, Oakland defeated the Titans 79-73 at Calihan Hall. The Golden Grizzlies and Titans met for a rematch at the O'rena on Feb. 23, and it was all Oakland from start to finish. Oakland cruised to a 95-75 win in front of an O'rena record crowd of 4,141. The 20-point win was the largest margin of victory in the series since 2001.

OAKLAND AT THE LEAGUE TOURNAMENT

Oakland is 17-15 all-time in Division I league tournaments, becoming eligible in 2002.

The Golden Grizzlies are 3-6 all-time in Horizon League tournament (five appearances).

Oakland won its first-ever Horizon League postseason game in a thrilling 96-92 overtime win over Youngstown State in the O'rena (3/4/14).

The Golden Grizzlies are 6-1 all-time as the No. 1 seed, capturing titles in 2010 and '11.

The Black and Gold are 14-8 all-time as the higher seed in the tournament.

POSTSEASON SUCCESS

Oakland has competed in 17 league tournaments, making five championship game appearances in 2005, '07, '09, '10, and '11

The Golden Grizzlies won three of five championship games (2005, '10, '11)

OPPORTUNITY KNOCKS

Oakland has built a tradition of quality transfers that have made the most of their second opportunity since beginning competition in Division I (1999-2000):

- Kendrick Nunn, Illinois...HL Player of the Year, 25.9 ppg (2nd in NCAA), signed contract with Golden State Warriors
- Martez Walker, Texas...Two-time all-league selection
- Sherron Dorsey-Walker, Iowa State ... Top-10 in HL in four different categories, NIT win at Clemson
- Percy Gibson, Iowa State ... Scored over 11 ppg as Oakland made Vegas 16 Postseason
- Max Hooper, St. John's/Harvard ... Horizon League Sixth Man of the Year in 2016
- Reggie Hamilton, UMKC ... Led NCAA in scoring (26.1) in 2012
- Laval Lucas-Perry, Arizona/Michigan ... Helped Oakland make CIT Final Four
- Rawle Marshall, Ball State ... Mid-Con Tournament MVP in 2005
- Duke Mondy, Providence ... Led NCAA in steals (2013), Summit League Newcomer of the Year
- Vova Severovas, Wright State ... Two-time all-league player in 2006 and '07
- Courtney Scott, Iowa ... Led Oakland to first-ever NCAA tournament in 2005
- Larry Wright, St. John's ... Part of the consecutive NCAA tournaments in 2010 and '11
- Dan Waterstradt, Rutgers ... Helped Golden Grizzlies reach postseason in 2009

A SEVENTH YEAR IN THE HORIZON LEAGUE

The Golden Grizzlies are 92-62 (.597) against Horizon League opponents since becoming a Division I institution. Here is a breakdown in the D1 era:

Cleveland State (8-9)
Detroit Mercy (11-4)
Green Bay (8-8)
IUPUI (24-16)
Milwaukee (7-6)
Northern Kentucky (5-4)
UIC (11-2)
Wright State (6-11)
Youngstown State (13-4)

In its first four seasons in the HL, Oakland improved its league win total every year: seven (2013-14), 11 (2014-15), 13 (2015-16), 14 (2016-17)

Scoring Leaders in League Play

1. Davis, Antoine - UDM - 23.63
2. Burk, Marcus - IUPUI - 18.95
3. Davis, Amari - GB - 16.65
4. Sharpe, Tyler - NKU - 16.45
5. Roy, Darius - MKE - 16.17
6. Hill-Mais, Xavier - Oak - 15.65
7. Lucas, Te'Jon - MKE - 15.61
8. Minnett, Jaylen - IUPUI - 15.30
9. Quisenberry, Darius - YSU - 15.10
10. Love, Loudon - WSU - 15.06
11. McCloud, JayQuan - GB - 14.90
12. Wampler, Bill - WSU - 14.55
13. Ferguson, Tarkus - UIC - 14.35
14. Eichelberger, Algevon - CSU - 13.82
15. Faulkner, Trevon - NKU - 13.45
16. Gentry, Cole - WSU - 11.19
17. Pipes, Pj - GB - 11.17
18. Holden, Tanner - WSU - 10.90
19. Boahen, Godwin - UIC - 10.35
20. Miller, Justin - UDM - 10.20

Rebounding Leaders in League Play

1. Goss, Elyjah - IUPUI - 11.20
2. Love, Loudon - WSU - 9.88
3. Bohannon, Naz - YSU - 8.75
4. Hill-Mais, Xavier - Oak - 7.55
5. Brandon, Chris - UDM - 7.35
6. Holden, Tanner - WSU - 7.00
7. Eichelberger, Algevon - CSU - 6.59
8. Nelson, Adrian - NKU - 6.12
9. Brechting, Brad - Oak - 6.10
10. Miller, Justin - UDM - 5.85
11. Oladapo, Daniel - Oak - 5.75
12. Abram, DeAndre - MKE - 5.61
13. Akuchie, Michael - YSU - 5.60
14. Ferguson, Tarkus - UIC - 5.35
15. Adheke, Silas - NKU - 5.25
- Gomillion, Tre - CSU - 5.25
17. Patterson, Manny - GB - 5.05
18. Basile, Grant - WSU - 4.95
19. Bridges, Braelen - UIC - 4.89
20. McCloud, JayQuan - GB - 4.85

The Golden Grizzlies' record vs. the league since joining in 2014 in HL tournament;

Cleveland State (0-1)
 Detroit Mercy (0-0)
 Green Bay (0-0)
 IUPUI (1-0)
 Milwaukee (0-0)
 Northern Kentucky (0-1)
 UIC (0-1)
 Wright State (0-2)
 Youngstown State (2-1)

DO YOU REMEMBER?

Oakland went an outstanding 70-18 over its last 88 games vs. Summit League opponents, including the last four league tournaments. The Golden Grizzlies posted back-to-back league record of 17-1 seasons in 2009-10 and '10-11, earning 14 and 13 seeds in the NCAA tournaments

Oakland holds the all-time Summit League record for consecutive league wins at 20 (2009-10, '10-11) and won 10 or more league games in seven consecutive seasons. The Golden Grizzlies set a new league record with three postseason wins en route to the 2012 CollegeInsider.com Postseason tournament semifinals

SUCCESS IN THE HORIZON LEAGUE

Entering the 2019-20 season, the Golden Grizzlies have already made a name for themselves in the Horizon League as one of the winningest teams in its history. Here is the breakdown:

WINNING PERCENTAGE IN LEAGUE GAMES (Minimum three seasons)

Coach	School	Years	W-L	PCT.
1. Brad Stevens	Butler	2007-12	73-17	.811
2. Bruce Pearl	Milwaukee	2001-05	51-13	.797
3. Bryce Drew	Valparaiso	2011-16	65-19	.774
4. Pete Gillen	Xavier	1985-94	83-25	.769
5. Scott Nagy	Wright State	2016-Pr.	38-16	.704
6. Brad Brownell	Wright State	2006-10	49-21	.700
7. Dick Acres	Oral Roberts	1982-85	29-13	.690
8. Todd Lickliter	Butler	2001-07	65-31	.677
9. Gene Sullivan	Loyola	1980-89	72-59	.649
10. Ken Hayes	Oral Roberts	1979-82	18-10	.643
11. Greg Kampe	Oakland	2013-Pr.	66-38	.635
12. Jim Crews	Evansville	1985-94	68-40	.630
13. John Brannen	Northern Ky.	2015-19	45-27	.625
14. Barry Collier	Butler	1989-00	93-56	.624
15. Perry Watson	Detroit	1993-08	131-95	.580

PURDUE UNIVERSITY FORT WAYNE TO JOIN HORIZON LEAGUE IN 2020

Purdue University Fort Wayne announced Aug. 6, 2019 that it will join the Horizon League and will begin competition during the 2020-2021 academic year. Purdue Fort Wayne will officially join the League on July 1, 2020.

The Purdue Fort Wayne Mastodons are entering their second full season of play under the Purdue brand, which was adopted in July 2018 as part of the university's realignment under the Purdue University system.

The university will continue as a member of the Summit League for the current 2019-2020 academic year.

Purdue Fort Wayne fields teams in 16 NCAA Division I sports and will sponsor 15 teams in the Horizon League: men's and women's basketball, baseball, softball, men's and women's cross country, men's and women's indoor track and field, men's and women's outdoor track and field, men's and women's golf, men's and women's soccer, and women's volleyball. The men's volleyball program will continue to compete in the Midwestern Intercollegiate Volleyball Association.



GAME 21 vs UIC

Last Time Out: L, 80-50 vs UIC

ROCHESTER, Mich. -- The Oakland University men's basketball team faced its first double-digit deficit since January 5, as UIC ousted the Golden Grizzlies, 80-50. Senior center Brad Brechting led the way with 13 points - his third-straight double-figure effort.

Brechtling's 10-plus point effort for the third-consecutive game is the longest stretch since he strung together 12 such performances a season ago - which started on January 24, 2019. Brechting pulled down seven boards.

Senior forward Xavier Hill-Mais and sophomore guard Rashad Williams rounded out Oakland's (7-14, 2-6 HL) double-digit scorers. Since his transfer waiver was granted on January 16, Williams is averaging 12.0 points per game. Hill-Mais pulled down a game-high eight rebounds.

Freshman guard Blake Lampman dished out a career-best six assists. Lampman ended the night with a pair of triples for six points. He has hit at least one three-pointer in six-straight games. Sophomore guard Tray Maddox Jr. had the longest three-point streak of the team this season, putting together 10-consecutive efforts with a triple - a streak that ended on January 11 at Cleveland State.

The 50-point final tally is the lowest since the Golden Grizzlies fell to No. 16 Michigan State 72-49 and the lowest against a league foe since falling 44-43 in the Horizon League Tournament on March 5, 2018, to Cleveland State.

Tarkus Ferguson had a game-high 19 points for UIC (9-12, 4-4 HL) to go with his team-high seven boards.

UIC combined for 12-of-21 from three-point land (57 percent) and shot 60-percent from the floor.

Lampman hit a triple out of the break to cut the deficit to single digits for the first time since it was 15-7. Lampman has hit a triple in six-straight games and leads the team with 40 on the year.

The Flames responded with a burst, putting together another big run - this time 17-4 - to push their advantage back over 20 points, 54-33.

UIC opened the game on a 7-0 run that featured three Golden Grizzly turnovers. A pair of Hill-Mais buckets in the post and a triple from Williams brought Oakland to within two, 9-7, but that'd be the closest the Golden Grizzlies would get the rest of the night.

The Flames went on a 20-2 run to build a 20-point lead, 29-9, with 8:25 to play in the opening half. UIC knocked down five of its first seven attempts from beyond the arc. The double-digit deficit was the first Oakland had faced since the final score against Northern Kentucky on January 5, 75-64.

The Golden Grizzlies clawed back with a 15-4 spurt over the final five minutes of the half to head into the break down 37-26. Just three Golden Grizzlies found the scoring column in the first 20 minutes - Williams led the way with 11. Nine of Williams first half points came from range.

Oakland gave the ball up nine times in the first 20 minutes. The deficit hit its largest of the half at 22 with 5:45 until the break, 33-11.

Oakland returns to the Blacktop at the O'Rena on Saturday, January 25, to take on IUPUI. Tipoff is set for 3 pm on TV20.

On Friday, January 24, Oakland University Athletics will host the Hollie L. Lepley Hall of Honor induction ceremony. This year's ceremony will take place at the Auburn Hills Marriott Pontiac. The event is open to the public and those interested in attending can find more registration information at GoldenGrizzlies.com.

KAMPE MILESTONE WINS

Win	Date	Score, Opponent	Note
1	11/26/84	69-68, NE Illinois	First win as collegiate head coach
46	2/26/87	71-60, Michigan Tech	First 20-win season for Oakland
100	1/25/90	87-75, Michigan Tech	100th win in 159 games
158	12/18/94	86-65, Toledo	First win over Division I opponent
172	3/8/94	105-98, Quincy	Oakland's first NCAA tournament game and win
200	1/4/96	90-81, Lake Superior St.	324 games into his career
212	2/24/96	104-77, Ferris State	First-ever GLIAC regular-season title
237	3/7/97	75-72, Indianapolis	Led Oakland to first Sweet 16
252	11/15/99	72-71, Illinois State	First win as a Division I school
266	12/4/00	78-65, Southern Utah	Oakland earns first Summit League win
277	2/26/00	86-84 (OT), Oral Roberts	First Summit League title in first yr. in league
278	11/17/01	97-90, Michigan	Oakland defeats Michigan for first time
300	1/31/02	84-60, Southern Utah	Oakland attains first winning record in D-I
343	2/26/05	94-89 (OT), IUPUI	Kampe reaches 50 wins in Summit League
348	3/8/05	61-60, Oral Roberts	Oakland wins Summit League tournament
349	3/15/05	79-69, Alabama A&M	First NCAA D-I tournament win
385	12/22/07	68-62, #23/21 Oregon	Oakland's first win over D-I ranked opponent
400	12/4/08	84-78, UMKC	Becomes 34th active D-I coach to reach 400
416	3/8/09	75-62, IPFW	First 20-win season in D-I
419	3/17/09	80-74, Kent State	First CollegeInsider.com tournament win
439	2/13/10	83-71, UMKC	Back-to-Back 20-win seasons
445	3/9/10	76-64, IUPUI	Second Summit League tournament title
450	12/4/10	99-62, UMKC	Moved into 3rd all-time in league wins
451	12/14/10	89-82, #7/7 Tennessee	Highest ranked team beaten at D-I
452	12/20/10	103-79, Rochester College	200th win in Division I
459	1/22/11	83-76, North Dakota St.	Summit League record 17th straight win
462	2/3/11	88-65, Western Illinois	20th consecutive league win/New record
465	2/19/11	105-96, South Dakota St.	3rd consecutive 20-win season, 9th overall
470	3/8/11	90-76, Oral Roberts	2nd straight league tourney title and NCAA berth
475	11/28/11	89-81, Tennessee	7th win over Power-5 opponent; 2nd straight over UT
490	3/20/12	77-70, RICE	Set league record with 3rd postseason win
500	1/26/13	67-60, WESTERN ILLINOIS	Became 5th active coach to win 500 at 1 school
512	1/4/14	75-70, VALPARAISO	First Horizon League win
513	1/11/14	77-69, at Detroit	First win inside Calihan Hall, Even D1 series with UDM
516	2/14/14	83-82 (OT), DETROIT	First Horizon League sweep over the Titans
519	3/4/14	96-92 (OT), YOUNGSTOWN STATE	First HL tournament win, first home league tourney game
525	1/15/15	69-66, GREEN BAY	Defeated Green Bay for first time in Horizon League play
527	1/26/15	59-56, CLEVELAND STATE	First-ever win over the Vikings
532	2/15/15	83-78, DETROIT	Won first-ever Michigan Sports Hall of Fame Cup
550	2/1/16	85-74, at Northern Kentucky	300th career conference victory
568	12/23/16	86-79, vs. Georgia	Fourth Power-5 conference win at home (4-2 all-time)
578	2/17/17	82-71, vs. VALPARAISO	1,000th career game coached
582	2/26/17	86-75, at Milwaukee	First ever regular season Horizon League Championship
583	3/14/17	74-69, at Clemson	First win over ACC opponent, first NIT win
600	2/16/18	82-66, at Cleveland State	15th active DI coach to reach 600 wins
613	2/2/19	83-68, vs. Cleveland State	Oakland earns 800th win as a program



HEAD COACH GREG KAMPE

36th SEASON

THE KAMPE FILE

Overall: 625-469 (.575); 360-304 D1 (.549)
 Overall League Record: 343-210 (.625)
 1984-98 GLIAC (DII): 128-87 (.595)
 1999-2013 Mid-Con/Summit: 147-81 (.644)
 2014-Pres. Horizon: 69-45 (.632)
 Born: Dec. 9, 1955
 Hometown: Defiance, Ohio
 Education: B.S. in Business and Journalism, Bowling Green State University, 1978; M.S. in Physical Education, Toledo, 1979
 Family: Wife Susan, three sons, Keith (Oakland baseball alum), Branch (former LSU football player) and Press (Attended Berklee College of Music)
 Coaching Career: Head Coach, Oakland University, 1984-present; Assistant Coach, Toledo, 1979-84; Graduate Assistant, Toledo, 1978-79
 Playing Career: Bowling Green, 1975-78 (football and basketball)

KAMPE BY THE NUMBERS

Most seasons with current school (Division I)

1. Jim Boeheim, Syracuse	44th season
2. Mike Krzyzewski, Duke	40th season
3. Greg Kampe, Oakland	36th season

Most wins by active Division I coaches (through 12/10)

1. Mike Krzyzewski, Duke	1,141
2. Jim Boeheim, Syracuse	951
3. Roy Williams, North Carolina	877
4. Bob Huggins, West Virginia	867
5. Cliff Ellis, Coastal Carolina	770
6. John Calipari, Kentucky	715
7. Rick Barnes, Tennessee	699
8. Bill Self, Kansas	688
9. Dana Altman, Oregon	652
10. Jim Larranaga, Miami (FL)	650
11. Lon Kruger, Oklahoma	646
12. Greg Kampe, Oakland	625
13. Kelvin Sampson, Houston	621
14. Tubby Smith, High Point	615
15. Tom Izzo, Michigan State	612

! Record reflects 101 wins vacated between 2004-07 and 2010-12 by the NCAA

- Greg Kampe has been on the Oakland sidelines for 36 years and is the third-longest tenured coach at one school in Division I. Kampe has led the Golden Grizzlies to three NCAA tournaments (2005, 2010, 2011) and coached four NBA players over the last 14 years.

- He became the fourth active D1 coach to win 600 games at one school in 2018. He finished third all-time in The Summit League with 147 league victories and earned a league-best five coach of the year selections

A CLOSER LOOK AT KAMPE

- Is No. 12 among active Div. 1 coaches in career wins.

- Inducted into Michigan Sports Hall of Fame in 2017.

- National Coach of the Year by *CollegeInsider.com* in 2000, after leading Oakland to the Mid-Con regular-season title in the Golden Grizzlies first season of D-I competition.

- 1 of 2 Oakland coaches to be inducted into the Hollie L. Lepley Hall of Honor while still active; Earning that distinction in Jan. 2012 with longtime swim coach Pete Hovland.

- Led team to a nation's-best 34-2 league record from 2009-11.

- Oakland won six Summit League championships in 14 seasons.

- The Golden Grizzlies are 79-25 (.759) in league play at home since 2008.

- Mid-Major Coach of the Year finalist in 2011.

- Over 30 players have gone on to play professionally, including four in the NBA; Rawle Marshall, Keith Benson, Kay Felder and Kendrick Nunn.

- Brian Gregory (1987-90) continues to hold the all-time school record in assists for a career, single-season and single-game, and now has become a very successful college coach; Gregory has been a head coach at Dayton and Georgia Tech, and was a special assistant to MSU's Tom Izzo in 2016-17. In March of 2017, he was named South Florida's head coach.



RASHAD WILLIAMS

REDSHIRT SOPHOMORE | 6-2 | 185 | GUARD
DETROIT, MICH. | WAYNE MEMORIAL | CLEVELAND ST.

1

////////////////////

CAREER NOTES

Cleveland State (2018-19)

- Played in 31 games and made nine starts
- Named to the Horizon League All-Freshman Team
- Averaged 10.8 points, 1.8 rebounds and shot 40.8 percent from the three-point line
- Led the Horizon League in three-point shooting overall (.408) and in league play (.434)
- Established a Cleveland State freshman record with 91 three-pointers
- Ranked second all-time in Cleveland State single-season history with 91 three-pointers

CAREER HIGHS (AT CSU)

Points	25	at Illinois State	12/16/18
Rebounds	4	2x, at Oakland	2/2/19
Assists	5	at Oakland	2/2/19
Steals	4	vs. Green Bay	2/7/19
Blocks	1	at Oakland	2/2/19
Minutes	39	at Youngstown State	3/2/19
FG Made	8	2x, vs. Northern Ky.	1/17/19
FG Att.	22	at Oakland	2/2/19
3-pt FG Made	7	at Illinois State	12/16/18
3-pt FG Att.	14	at Oakland	2/2/19
FT Made	4	2x, at Northern Ky.	2/23/19
FT Attempts	6	vs. Notre Dame (Ohio)	12/9/18

SEASON HIGHS

Points	16	1/16/20	at Green Bay
Minutes	38, 2x	1/18/20	at Milwaukee
FG Made	6	1/16/20	at Green Bay
FG Attempts	20	1/16/20	at Green Bay
3-Pt FG Made	3	1/16/20	at Green Bay
3-Pt FG Att	12	1/16/20	at Green Bay
FT Made	2	1/18/20	at Milwaukee
FT Attempts	2	1/18/20	at Milwaukee
Rebounds	5	1/18/20	at Milwaukee
Assists	2, 2x	1/18/20	at Milwaukee
Blocks			
Steals			

SEASON NOTES

- Granted transfer waiver on Jan. 16
- Made Oakland debut and first Golden Grizzly start at GB - scoring 16 points

GAME-BY-GAME

Opponent	Date	GS	MIN	Total		3-Pointers		Free throws		Rebounds				PF	A	T/O	BLK	STL	PTS	AVG	
				FG-FGA	PCT	3FG-3FGA	PCT	FT-FTA	PCT	OFF	DEF	TOT	AVG								
at Green Bay	01/16/2020	*	37:46	6-20	.300	3-12	.250	1-1	1.000	0	4	4	4.0	2	2	5	0	0	16	16.0	
at Milwaukee	01/18/2020	*	37:47	2-12	.167	2-11	.182	2-2	1.000	0	5	5	4.5	5	2	3	0	0	8	12.0	
UIC	01/23/2020	*	32:54	4-14	.286	3-8	.375	1-2	.500	0	0	0	3.0	3	3	3	0	2	12	12.0	
Totals			3	108:27	12-46	.261	8-31	.258	4-5	.800	0	9	9	3.0	10	7	11	0	2	36	12.0

Player Averages

Games Played	Minutes/ game	Points/ game	FG Pct	3FG Pct	FT Pct	Rebounds/ game	Assists/ game	Turnovers/ game	Assist/Turnover ratio	Steals/ game	Blocks/ game
3	36.1	12.0	26.1	25.8	80.0	3.0	2.3	3.7	0.6	0.7	0.0

HOOP SCOOPS

Favorite player of all-time is Allen Iverson

Loves Music

Likes to travel the world

TRAY MADDOX JR.SOPHOMORE | 6-4 | 200 | GUARD
NOVI, MICH. | NOVI

////////////////////

CAREER NOTES

2018-19

- Appeared in 30 games, making 20 starts
- Averaged 6.7 points and 2.4 rebounds
- Scored in double figures nine times
- Oakland went 7-2 when he scored in double figures
- Scored a career high 21 points, his first 20-point game of his career, at IUPUI on Jan. 24, 2019

CAREER HIGHS

Points	21	at IUPUI	1/24/19
Rebounds	8	vs. Northern Kentucky	3/11/19
Assists	5	2x, vs. UTSA	11/9/19
Steals	4	at Milwaukee	2/16/19
Blocks	1	4x, at BGSU	12/7/19
Minutes	40	vs. UTSA	11/9/19
FG Made	8	at IUPUI	1/24/19
FG Att.	15	2x, vs. Youngstown State	3/6/19
3-pt FG Made	4	at IUPUI	1/24/19
3-pt FG Att.	7	4x, at BGSU	12/7/19
FT Made	7	vs. UTSA	11/9/19
FT Attempts	9, 2x	at Cleveland State	1/11/20

SEASON HIGHS

Points	19	12/07/19	at Bowling Green
Minutes	32, 2x	11/10/20	at Cleveland State
FG Made	6, 2x	1/3/20	vs Wright State
FG Attempts	13	12/28/19	vs Detroit Mercy
3-Pt FG Made	3	12/07/19	at Bowling Green
3-Pt FG Att	7, 2x	12/28/19	vs Detroit Mercy
FT Made	5, 2x	1/11/20	at Cleveland State
FT Attempts	9	1/11/20	at Cleveland State
Rebounds	7	11/10/19	vs Southern Ill.
Assists	4, 2x	1/3/20	vs Wright State
Blocks	1	12/07/19	at Bowling Green
Steals	3, 2x	1/16/20	at Green Bay

SEASON NOTES

- Made first start of the season against Goshen
- Scored 19 points in loss at BGSU on Dec. 7
- Went 2-of-3 from deep against Syracuse, scoring 9 points against the Orange
- Set season highs in assists (4) and steals (3) at Syracuse on Dec. 18
- Scored 18 points against Detroit Mercy on Dec. 28
- Had knocked down a triple in 10-straight outings prior to Jan. 11 at CSU
- Led Oakland in scoring vs. Wright State with 14 points

GAME-BY-GAME

Opponent	Date	GS	MIN	Total		3-Pointers		Free throws		Rebounds				A	T/O	BLK	STL	PTS	AVG		
				FG-FGA	PCT	3FG-3FGA	PCT	FT-FTA	PCT	OFF	DEF	TOT	AVG	PF							
Goshen	11/05/2019	*	09:52	0-0	.000	0-0	.000	0-0	.000	0	1	1	1.0	0	1	1	0	0.0			
vs Delaware	11/08/2019	*	34:50	4-10	.400	2-5	.400	5-5	1.000	0	2	2	1.5	1	2	3	0	7.5			
vs UTSA	11/09/2019	*	39:38	4-10	.400	1-5	.200	7-9	.778	0	3	3	2.0	4	5	1	0	16	10.3		
vs Southern Ill.	11/10/2019	*	36:08	4-12	.333	2-7	.286	1-2	.500	1	6	7	3.3	1	0	2	0	11	10.5		
at Maryland	11/16/2019	*	24:06	2-7	.286	1-5	.200	0-0	.000	0	2	2	3.0	1	0	0	0	1	5	9.4	
Hartford	11/18/2019	*	32:41	1-11	.091	0-3	.000	5-7	.714	1	4	5	3.3	2	1	1	1	2	7	9.0	
at Northern Ill.	11/25/2019	*	31:42	3-7	.429	0-3	.000	5-6	.833	1	3	4	3.4	2	1	1	0	0	11	9.3	
at Toledo	11/30/2019	*	11:07	1-3	.333	1-3	.333	0-0	.000	1	1	2	3.3	4	0	0	0	0	3	8.5	
at Western Mich.	12/03/2019	*	27:55	3-9	.333	2-4	.500	0-1	.000	0	3	3	3.2	0	0	1	0	0	8	8.4	
at Bowling Green	12/07/2019	*	36:39	6-12	.500	3-7	.429	4-4	1.000	2	3	5	3.4	2	2	5	1	1	19	9.5	
vs Michigan St.	12/14/2019	*	28:54	1-8	.125	1-3	.333	0-0	.000	0	0	0	3.1	1	0	4	0	1	3	8.9	
at Syracuse	12/18/2019	*	30:36	3-5	.600	2-3	.667	1-1	1.000	1	1	2	3.0	2	4	4	0	3	9	8.9	
Fairfield	12/21/2019	*	25:00	1-6	.167	1-2	.500	0-0	.000	1	1	2	2.9	3	0	4	1	2	3	8.5	
Detroit Mercy	12/28/2019	*	35:43	6-13	.462	2-7	.286	4-8	.500	0	4	4	3.0	1	1	3	1	2	18	9.1	
Wright St.	01/03/2020	*	30:34	6-11	.545	2-5	.400	0-1	.000	0	1	1	2.9	2	4	0	0	1	14	9.5	
Northern Ky.	01/05/2020	*	35:14	5-14	.357	2-7	.286	1-2	.500	1	3	4	2.9	1	2	2	0	2	13	9.7	
at Youngstown St.	01/09/2020	*	21:31	4-9	.444	1-3	.333	2-2	1.000	0	0	0	2.8	0	3	0	0	0	11	9.8	
at Cleveland St.	01/11/2020	*	37:00	1-9	.111	0-2	.000	5-8	.625	1	2	3	2.8	4	3	2	0	3	7	9.6	
at Green Bay	01/16/2020	*	26:28	3-9	.333	2-6	.333	1-2	.500	1	3	4	2.8	2	1	1	1	3	9	9.6	
at Milwaukee	01/18/2020	*	26:59	1-5	.200	1-1	1.000	2-2	1.000	1	1	2	2.8	5	1	4	0	1	5	9.4	
UIC	01/23/2020	*	20:44	0-1	.000	0-0	.000	0-0	.000	1	1	2	2.8	1	1	2	0	0	0	8.9	
Totals			20	603:20	59-171	.345	26-81	.321	43-60	.717	13	45	58	2.8	39	32	41	5	26	187	8.9

Player Averages

Games Played	Minutes/game	Points/game	FG Pct	3FG Pct	FT Pct	Rebounds/game	Assists/game	Turnovers/game	Assist/Turnover ratio	Steals/game	Blocks/game
21	28.7	8.9	34.5	32.1	71.7	2.8	1.5	2.0	0.8	1.2	0.2

HOOP SCOOPS

Played football and had multiple DI offers for football

Is a very good dancer - best on the team perhaps

Can freestyle/sing

**DANIEL OLADAPO**SOPHOMORE | 6-7 | 220 | FORWARD
BLADENSBURG, MD. | BLADENSBURG | CHIPOLA COLLEGE

4

////////////////////

CAREER NOTES

Chipola College (2018-19)

- All-Panhandle First Team selection
- Panhandle Conference Freshman of the Year
- Appeared in 31 games
- Averaged 14.5 points and eight rebounds per game
- Scored a career high 31 points against Miami Dade College
- Recorded nine double-doubles

CAREER HIGHS

Points	23	vs. Southern Illinois	11/10/19
Rebounds	12	2x, vs. Hartford	11/18/19
Assists	5	vs. Goshen College	11/5/19
Steals	3	1/9/20 at Youngstown State	
Blocks	1, 5x	at Milwaukee	1/18/20
Minutes	36	at Toledo	11/30/19
FG Made	10	vs. Southern Illinois	11/10/19
FG Att.	13	vs. Southern Illinois	11/10/19
3-pt FG Made	--		
3-pt FG Att.	--		
FT Made	9	vs. Goshen College	11/5/19
FT Attempts	14	vs. Goshen College	11/5/19

SEASON HIGHS

Points	23	11/10/19	vs Southern Ill.
Minutes	36	11/30/19	at Toledo
FG Made	10	11/10/19	vs Southern Ill.
FG Attempts	13	11/10/19	vs Southern Ill.
3-Pt FG Made	0		
3-Pt FGoal Att	1	12/03/19	at Western Mich.
FT Made	9	11/05/19	Goshen
FT Attempts	14	11/05/19	Goshen
Rebounds	12	11/18/19	Hartford
Assists	5	11/05/19	Goshen
Blocks	1, 5x	1/18/20	at Milwaukee
Steals	3	1/9/20	at Youngstown State

SEASON NOTES

- Recorded first double-double of his Oakland career against Goshen (21 pts, 12 rebs)
- Named Nike Horizon League Player of the Week (11/11)
- Oakland is 2-0 this season when recording a double-double

GAME-BY-GAME

Opponent	Date	GS	MIN	Total		3-Pointers		Free throws		Rebounds				PF	A	T/O	BLK	STL	PTS	AVG	
				FG-FGA	PCT	3FG-3FGA	PCT	FT-FTA	PCT	OFF	DEF	TOT	AVG								
Goshen	11/05/2019	*	27:56	6-10	.600	0-0	.000	9-14	.643	7	5	12	12.0	0	5	1	0	1	21	21.0	
vs Delaware	11/08/2019	*	31:27	2-8	.250	0-0	.000	2-6	.333	3	5	8	10.0	1	2	3	0	2	6	13.5	
vs UTSA	11/09/2019	*	28:21	2-6	.333	0-0	.000	1-2	.500	2	2	4	8.0	1	0	2	0	1	5	10.7	
vs Southern Ill.	11/10/2019	*	32:18	10-13	.769	0-0	.000	3-4	.750	3	3	6	7.5	2	0	3	0	1	23	13.8	
at Maryland	11/16/2019	*	28:04	1-3	.333	0-0	.000	1-7	.143	3	3	6	7.2	0	2	2	0	0	3	11.6	
Hartford	11/18/2019	*	28:04	4-5	.800	0-0	.000	4-4	1.000	3	9	12	8.0	0	1	4	0	1	12	11.7	
at Northern Ill.	11/25/2019	*	30:56	4-7	.571	0-0	.000	5-6	.833	3	3	6	7.7	1	0	3	0	0	13	11.9	
at Toledo	11/30/2019	*	36:30	6-9	.667	0-0	.000	0-3	.000	6	3	9	7.9	2	4	3	0	1	12	11.9	
at Western Mich.	12/03/2019	*	35:24	4-8	.500	0-1	.000	3-4	.750	1	5	6	7.7	2	2	2	1	1	11	11.8	
at Bowling Green	12/07/2019	*	30:55	3-7	.429	0-0	.000	3-4	.750	1	2	3	7.2	4	1	2	1	0	9	11.5	
vs Michigan St.	12/14/2019	*	25:26	2-7	.286	0-0	.000	2-3	.667	1	1	2	6.7	2	1	1	0	2	6	11.0	
at Syracuse	12/18/2019	*	25:50	1-6	.167	0-0	.000	1-2	.500	1	2	3	6.4	0	1	0	0	0	3	10.3	
Fairfield	12/21/2019	*	22:00	6-8	.750	0-0	.000	4-5	.800	3	5	8	6.5	3	0	2	0	1	16	10.8	
Detroit Mercy	12/28/2019	*	17:41	3-4	.750	0-1	.000	0-1	.000	0	2	2	6.2	0	1	0	0	0	6	10.4	
Wright St.	01/03/2020	*	20:30	4-6	.667	0-0	.000	2-2	1.000	1	2	3	6.0	4	1	2	1	0	10	10.4	
Northern Ky.	01/05/2020	*	14:08	0-2	.000	0-0	.000	0-0	.000	1	1	2	5.8	0	2	1	1	1	0	9.8	
at Youngstown St.	01/09/2020	*	20:38	2-2	1.000	0-0	.000	0-0	.000	2	6	8	5.9	3	1	2	0	3	4	9.4	
at Cleveland St.	01/11/2020	*	20:00	2-4	.500	0-0	.000	2-4	.500	3	4	7	5.9	3	2	4	0	0	6	9.2	
at Green Bay	01/16/2020	*	11:44	0-4	.000	0-1	.000	2-2	1.000	0	2	2	5.7	0	0	2	0	0	2	8.8	
at Milwaukee	01/18/2020	*	19:55	4-5	.800	0-0	.000	1-4	.250	2	4	6	5.8	2	3	0	1	0	9	8.9	
UIC	01/23/2020	*	11:47	0-1	.000	0-0	.000	2-4	.500	1	2	3	5.6	0	1	1	0	0	2	8.5	
Totals			15	519:34	66-125	.528	0-3	.000	47-81	.580	47	71	118	5.6	30	30	40	5	15	179	8.5

Player Averages

Games Played	Minutes/game	Points/game	FG Pct	3FG Pct	FT Pct	Rebounds/game	Assists/game	Turnovers/game	Assist/Turnover ratio	Steals/game	Blocks/game
21	24.7	8.5	52.8	0.0	58.0	5.6	1.4	1.9	0.8	0.7	0.2

HOOP SCOOPS

Loves to ride four-wheelers and dirt bikes

Best freestyle rapper on the team

Football was his first sport - played wide receiver, safety and occasionally defensive end

Avid Fortnite, 2K and Call of Duty player

Loves colorful shoes - almost exclusively wears Nike - his favorite were called Nike Off-White

EMMANUEL NEWSOMEFRESHMAN | 6-0 | 151 | GUARD
BOCA RATON, FLA. | WESTLAKE PREP

////////////////////

CAREER NOTES

High School

- Played five seasons with Wade Elite AAU
- AAU team made it to the Elite 8 on two occasions in the Las Vegas Fab 48 tournament and AAU Nationals
- Father, Eric Newsome, was a standout basketball player at Miami (OH) from 1983-88 and ranks fourth all-time in career points for the Redhawks
- Grandfather, Dr. Emanuel "Manny" Newsome, played basketball at Western Michigan from 1960-64 and was the school's all-time leading scorer for more than 45 years

CAREER HIGHS

Points	2, 2x 12/14/19	vs Michigan State
Minutes	8 12/03/19	at Western Mich.
FG Made	1 12/14/19	vs Michigan State
FG Attempts	3 11/05/19	Goshen
3-Pt FG Made	0	
3-Pt FG Att	1, 4x 12/18/19	at Syracuse
FT Made	2 11/25/19	at Northern Ill.
FT Attempts	2 11/25/19	at Northern Ill.
Rebounds	3 12/03/19	vs. Michigan State
Assists	2, 2x 1/3/20	vs Wright State
Blocks	0	
Steals	0	

SEASON HIGHS

Points	2, 2x 12/14/19	vs Michigan State
Minutes	8 12/03/19	at Western Mich.
FG Made	1 12/14/19	vs Michigan State
FG Attempts	3 11/05/19	Goshen
3-Pt FG Made	0	
3-Pt FG Att	1, 4x 12/18/19	at Syracuse
FT Made	2 11/25/19	at Northern Ill.
FT Attempts	2 11/25/19	at Northern Ill.
Rebounds	3 12/03/19	vs. Michigan State
Assists	2, 2x 1/3/20	vs Wright State
Blocks	0	
Steals	0	

SEASON NOTES

- Scored first career points vs. Goshen (11/5)
- Recorded first goal vs Michigan State (12/14)
- Set career highs in field goals, assists and rebounds in seven minutes of action against Michigan State (12/14)

GAME-BY-GAME

Opponent	Date	GS	MIN	Total		3-Pointers		Free throws		Rebounds				PF	A	T/O	BLK	STL	PTS	AVG
				FG-FGA	PCT	3FG-3FGA	PCT	FT-FTA	PCT	OFF	DEF	TOT	AVG							
Goshen	11/05/2019		05:53	0-3	.000	0-1	.000	2-2	1.000	0	1	1	1.0	1	1	1	0	0	2	2.0
vs UTSA	11/09/2019		01:45	0-1	.000	0-0	.000	0-0	.000	0	0	0	0.5	1	0	0	0	0	0	1.0
at Maryland	11/16/2019		05:56	0-1	.000	0-0	.000	2-2	1.000	0	2	2	1.0	0	1	0	0	0	2	1.3
Hartford	11/18/2019		02:06	0-1	.000	0-1	.000	0-0	.000	0	0	0	0.8	0	1	0	0	0	0	1.0
at Northern Ill.	11/25/2019		05:31	0-1	.000	0-1	.000	2-2	1.000	0	0	0	0.6	0	0	0	0	0	2	1.2
at Toledo	11/30/2019		00:06	0-0	.000	0-0	.000	0-0	.000	0	0	0	0.5	0	0	0	0	0	0	1.0
at Western Mich.	12/03/2019		07:30	0-0	.000	0-0	.000	0-1	.000	0	2	2	0.7	1	0	0	0	0	0	0.9
vs Michigan St.	12/14/2019		06:55	1-2	.500	0-0	.000	0-0	.000	1	2	3	1.0	1	2	0	0	0	2	1.0
at Syracuse	12/18/2019		00:43	0-1	.000	0-1	.000	0-0	.000	0	0	0	0.9	1	0	0	0	0	0	0.9
Wright St.	01/03/2020		07:15	0-0	.000	0-0	.000	0-0	.000	0	0	0	0.8	0	2	1	0	0	0	0.8
UIC	01/23/2020		04:46	0-0	.000	0-0	.000	0-0	.000	0	1	1	0.8	0	0	1	0	0	0	0.7
Totals		0	48:27	1-10	.100	0-4	.000	6-7	.857	1	8	9	0.8	5	6	4	0	0	8	0.7

Player Averages

Games Played	Minutes/ game	Points/ game	FG Pct	3FG Pct	FT Pct	Rebounds/ game	Assists/ game	Turnovers/ game	Assist/Turnover ratio	Steals/ game	Blocks/ game
11	4.4	0.7	10.0	0.0	85.7	0.8	0.5	0.4	1.5	0.0	0.0

HOOP SCOOPS

Likes going to the Ocean

Enjoys fishing

**ZACH GOODLINE**FRESHMAN | 6-1 | 175 | GUARD
COLOMA, MICH. | COLOMA**10**

////////////////////

CAREER NOTES

High School

- 2019 Division 2 Associated Press First Team All-State
- Two-time Associated Press Division 2 Honorable Mention (2017, 2018)
- Four-time Basketball Coaches Association of Michigan All-State selection
- Four-time First Team All-Southwestern Athletic Conference selection
- Finished his high school career second all-time in Michigan history in free throws made, seventh in three-pointers made and 15th in points

CAREER HIGHS

Points			
Rebounds	1, 2x 1/9/20	at Youngstown State	
Assists	3 12/28/19	vs Detroit Mercy	
Steals	1 12/28/19	vs Detroit Mercy	
Blocks			
Minutes	24 1/9/20	at Youngstown State	
FG Made			
FG Att.	1 1/9/20	at Youngstown State	
3-pt FG Made			
3-pt FG Att.			
FT Made			
FT Attempts			

SEASON HIGHS

Points			
Rebounds	1, 2x 1/9/20	at Youngstown State	
Assists	3 12/28/19	vs Detroit Mercy	
Steals	1 12/28/19	vs Detroit Mercy	
Blocks			
Minutes	24 1/9/20	at Youngstown State	
FG Made			
FG Att.	1, 2x 1/16/20	at Green Bay	
3-pt FG Made			
3-pt FG Att.			
FT Made			
FT Attempts			

SEASON NOTES

- Made first-career appearance against Detroit Mercy on Dec. 28, dishing out three assists in just nine minutes of action
- Made first start at Cleveland State on Jan. 11, finishing with six points - all from the free throw line

GAME-BY-GAME

Opponent	Date	GS	MIN	Total		3-Pointers		Free throws		Rebounds				PF	A	T/O	BLK	STL	PTS	AVG
				FG-FGA	PCT	3FG-3FGA	PCT	FT-FTA	PCT	OFF	DEF	TOT	AVG							
Detroit Mercy	12/28/2019		08:29	0-0	.000	0-0	.000	0-0	.000	0	0	0	0.0	0	3	2	0	1	0	0.0
Wright St.	01/03/2020		07:32	0-0	.000	0-0	.000	0-0	.000	0	1	1	0.5	1	1	1	0	0	0	0.0
Northern Ky.	01/05/2020		01:53	0-0	.000	0-0	.000	0-0	.000	0	0	0	0.3	0	0	0	0	1	0	0.0
at Youngstown St.	01/09/2020		24:35	0-1	.000	0-0	.000	0-0	.000	0	1	1	0.5	2	2	1	0	0	0	0.0
at Cleveland St.	01/11/2020 *		19:00	0-2	.000	0-2	.000	6-6	1.000	0	1	1	0.6	2	1	2	0	1	6	1.2
at Green Bay	01/16/2020		02:14	0-1	.000	0-0	.000	0-0	.000	0	0	0	0.5	0	0	0	0	0	0	1.0
at Milwaukee	01/18/2020		00:58	0-0	.000	0-0	.000	0-0	.000	0	0	0	0.4	1	0	0	0	0	0	0.9
UIC	01/23/2020		01:19	0-0	.000	0-0	.000	0-0	.000	0	0	0	0.4	0	0	0	0	0	0	0.8
Totals		1	66:00	0-4	.000	0-2	.000	6-6	1.000	0	3	3	0.4	6	7	6	0	3	6	0.8

Player Averages

Games Played	Minutes/ game	Points/ game	FG Pct	3FG Pct	FT Pct	Rebounds/ game	Assists/ game	Turnovers/ game	Assist/Turnover ratio	Steals/ game	Blocks/ game
8	8.3	0.8	0.0	0.0	100.0	0.4	0.9	0.8	1.2	0.4	0.0

HOOP SCOOPS

Played football in high school as a triple option quarterback

Enjoys ice skating

Favorite movie is step brothers

BLAKE LAMPMANFRESHMAN | 6-1 | 171 | GUARD
HASLETT, MICH. | HASLETT**11**

//////////

CAREER NOTES

High School

- Lansing State Journal Division 2 All-Area selection in 2019
- Member of Haslett squad that went 20-6, making it to quarterfinals of the MHSAA Division 2 Boys Basketball State Championship
- Member of Haslett team that captured CAAC Red championship and district title in 2018-19
- Also played football at Haslett

CAREER HIGHS

Points	18	11/30/19	at Toledo
Minutes	38	12/03/19	at Western Mich.
FG Made	5	11/30/19	at Toledo
FGoal Att	10	11/30/19	at Toledo
3-Pt FG Made	5	11/30/19	at Toledo
3-Pt FGoal Att	10	11/30/19	at Toledo
FT Made	3	11/30/19	at Toledo
FT Attempts	5	11/30/19	at Toledo
Rebounds	5	12/07/19	at Bowling Green
Assists	5	12/28/19	vs Detroit Mercy
Blocks	0		
Steals	2, 3x 1/9/20	at Youngstown State	

SEASON HIGHS

Points	18	11/30/19	at Toledo
Minutes	38	12/03/19	at Western Mich.
FG Made	5	11/30/19	at Toledo
FGoal Att	10	11/30/19	at Toledo
3-Pt FG Made	5	11/30/19	at Toledo
3-Pt FGoal Att	10	11/30/19	at Toledo
FT Made	3	11/30/19	at Toledo
FT Attempts	5	11/30/19	at Toledo
Rebounds	5	12/07/19	at Bowling Green
Assists	5	12/28/19	vs Detroit Mercy
Blocks	0		
Steals	2, 3x 1/9/20	at Youngstown State	

SEASON NOTES

- Scored first career points (10) against Goshen going a perfect 3-3 from downtown
- His career high 18 points at Toledo led all scorers
- Has made a team-best 24 triples
- Pulled down a career-high 5 rebounds at BGSU on Dec. 7
- Hit three triples against Michigan State on Dec. 14 while tying a career-high three assists
- Was named the Nike #HLMBB Freshman of the Week on Dec. 31 after hitting four triples and dishing out five assists against Detroit Mercy
- Name Nike #HLMBB Freshman of the Week on Jan. 13 following 12.0 ppg and 7-of-12 from range against YSU and CSU.

GAME-BY-GAME

Opponent	Date	GS	MIN	Total		3-Pointers		Free throws		Rebounds				PF	A	T/O	BLK	STL	PTS	AVG
				FG-FGA	PCT	3FG-3FGA	PCT	FT-FTA	PCT	OFF	DEF	TOT	AVG							
Goshen	11/05/2019		16:55	3-3	1.000	3-3	1.000	1-1	1.000	0	0	0	0.0	0	3	0	0	0	10	10.0
vs Delaware	11/08/2019		03:40	0-0	.000	0-0	.000	0-0	.000	0	1	1	0.5	0	0	0	0	0	0	5.0
vs UTSA	11/09/2019		18:06	3-4	.750	3-4	.750	0-0	.000	0	2	2	1.0	4	1	1	0	0	9	6.3
vs Southern Ill.	11/10/2019		21:32	1-3	.333	0-2	.000	0-0	.000	0	2	2	1.3	0	0	0	0	0	2	5.3
at Maryland	11/16/2019		11:55	1-2	.500	1-2	.500	0-0	.000	0	2	2	1.4	1	0	1	0	0	3	4.8
Hartford	11/18/2019		08:56	0-3	.000	0-3	.000	0-0	.000	0	1	1	1.3	0	1	0	0	0	0	4.0
at Northern Ill.	11/25/2019		18:34	1-5	.200	1-5	.200	0-0	.000	0	1	1	1.3	1	1	0	0	1	3	3.9
at Toledo	11/30/2019		33:51	5-10	.500	5-10	.500	3-5	.600	1	2	3	1.5	1	0	1	0	2	18	5.6
at Western Mich.	12/03/2019		37:43	4-8	.500	2-6	.333	0-0	.000	0	2	2	1.6	4	1	0	0	1	10	6.1
at Bowling Green	12/07/2019	*	35:44	2-8	.250	1-7	.143	1-3	.333	0	5	5	1.9	1	0	0	0	0	6	6.1
vs Michigan St.	12/14/2019		27:07	3-7	.429	3-7	.429	0-0	.000	0	1	1	1.8	2	3	0	0	1	9	6.4
at Syracuse	12/18/2019		28:41	1-7	.143	1-7	.143	2-4	.500	0	2	2	1.8	0	0	1	0	0	5	6.3
Fairfield	12/21/2019		27:00	0-8	.000	0-8	.000	0-0	.000	0	0	0	1.7	1	0	0	0	1	0	5.8
Detroit Mercy	12/28/2019		33:42	4-9	.444	4-9	.444	0-0	.000	0	2	2	1.7	4	5	0	0	0	12	6.2
Wright St.	01/03/2020		12:21	0-3	.000	0-2	.000	0-0	.000	0	1	1	1.7	1	3	2	0	2	0	5.8
Northern Ky.	01/05/2020		36:37	3-11	.273	3-10	.300	0-0	.000	1	3	4	1.8	0	4	0	0	2	9	6.0
at Youngstown St.	01/09/2020		33:59	3-6	.500	3-6	.500	0-0	.000	0	1	1	1.8	3	1	0	0	2	9	6.2
at Cleveland St.	01/11/2020		34:00	4-6	.667	4-6	.667	3-4	.750	0	3	3	1.8	2	0	1	0	0	15	6.7
at Green Bay	01/16/2020		32:29	1-5	.200	1-5	.200	0-0	.000	0	0	0	1.7	2	1	1	0	1	3	6.5
at Milwaukee	01/18/2020		33:15	3-5	.600	3-5	.600	1-2	.500	1	1	2	1.8	2	3	1	0	0	10	6.7
UIC	01/23/2020		29:29	2-7	.286	2-7	.286	0-0	.000	0	3	3	1.8	2	6	1	0	1	6	6.6
Totals			1 535:34	44-120	.367	40-114	.351	11-19	.579	3	35	38	1.8	31	33	10	0	15	139	6.6

Player Averages

Games Played	Minutes/game	Points/game	FG Pct	3FG Pct	FT Pct	Rebounds/game	Assists/game	Turnovers/game	Assist/Turnover ratio	Steals/game	Blocks/game
21	25.5	6.6	36.7	35.1	57.9	1.8	1.6	0.5	3.3	0.7	0.0

HOOP SCOOPS

Love watching NFL Football

Is Xavier Hill-Mais' tic tok videography

Favorite video game is Fortnite

Favorite TV show is the Office

**BRAD BRECHTING**RS SENIOR | 6-11 | 240 | CENTER
CEDAR SPRINGS, MICH. | CEDAR SPRINGS**13**

////////////////////

CAREER NOTES

2018-19

- Appeared in all 33 games, making 27 starts
- Averaged 9.5 points and 5.9 rebounds per game
- In league play, averaged 13.4 points and 6.9 rebounds per game
- Averaged 16.5 points and 10 rebounds per game in his final 11 games
- Scored in double figures in 12 of his last 13 games
- Majoring in human resource development

CAREER HIGHS

Points	32	vs. Cleveland State	2/2/19
Rebounds	18	vs. Youngstown State	1/31/19
Assists	4	vs. IUPUI	3/2/19
Steals	2	3x, at Wright State	2/7/19
Blocks	5	vs. Northern Kentucky	3/11/19
Minutes	38	Fairfield	12/21/19
FG Made	14	vs. Cleveland State	2/2/19
FG Att.	15	vs. Cleveland State	2/2/19
3-pt FG Made	4	vs. James Madison	11/23/18
3-pt FG Att.	7	vs. James Madison	11/23/18
FT Made	10	2x at Green Bay	1/16/20
FT Attempts	12	at Green Bay	1/16/20

SEASON HIGHS

Points	26	1/16/20	at Green Bay
Minutes	38	12/21/19	Fairfield
FG Made	8, 2x	1/16/20	at Green Bay
FG Attempts	13	11/30/19	at Toledo
3-Pt FG Made	1, 2x	1/18/20	at Milwaukee
3-Pt FG Att	2, 4x	1/18/20	at Milwaukee
FT Made	10	1/16/20	at Green Bay
FT Attempts	12	1/16/20	at Green Bay
Rebounds	14	1/16/20	at Green Bay
Assists	2, 6x	1/11/20	at Cleveland State
Blocks	3	12/21/19	Fairfield
Steals	3	11/08/19	vs Delaware

SEASON NOTES

- Scored a season-high 21 points vs. Goshen on Nov. 15
- Hauled down a season-high 12 rebounds against Southern Illinois on Nov. 10
- Led Oakland with 20 points and six rebounds at Syracuse on Dec. 18, playing a season-high 31 minutes.
- Shot a perfect 8-of-8 from the charity stripe against the Orange.
- Recorded his seventh-career double-double against Fairfield, second of the season
- Pulled down double-digit boards in three-straight games
- Season-high 26 points at Green Bay for third double-double of the year and eighth of his career - finished with 14 rebounds

GAME-BY-GAME

Opponent	Date	GS	MIN	Total		3-Pointers		Free throws		Rebounds				PF	A	T/O	BLK	STL	PTS	AVG	
				FG-FGA	PCT	3FG-3FGA	PCT	FT-FTA	PCT	OFF	DEF	TOT	AVG								
Goshen	11/05/2019	*	19:07	8-8	1.000	0-0	.000	5-7	.714	1	3	4	4.0	2	2	2	0	1	21	21.0	
vs Delaware	11/08/2019	*	25:30	2-7	.286	0-0	.000	1-2	.500	0	6	6	5.0	3	0	2	0	3	5	13.0	
vs UTSA	11/09/2019	*	21:33	1-2	.500	0-0	.000	2-2	1.000	0	6	6	5.3	3	0	1	0	1	4	10.0	
vs Southern Ill.	11/10/2019	*	30:01	6-10	.600	0-0	.000	4-4	1.000	6	6	12	7.0	2	1	4	2	0	16	11.5	
at Maryland	11/16/2019	*	24:32	3-10	.300	0-2	.000	0-2	.000	2	4	6	6.8	2	1	3	0	2	6	10.4	
Hartford	11/18/2019	*	24:23	2-4	.500	0-0	.000	2-4	.500	1	3	4	6.3	3	1	1	0	0	6	9.7	
at Northern Ill.	11/25/2019	*	15:55	1-4	.250	0-0	.000	1-2	.500	2	3	5	6.1	3	1	2	2	0	3	8.7	
at Toledo	11/30/2019	*	27:08	6-13	.462	0-2	.000	1-3	.333	1	2	3	5.8	2	0	1	1	0	13	9.3	
at Western Mich.	12/03/2019	*	16:46	1-3	.333	0-0	.000	2-3	.667	1	1	2	5.3	3	0	1	0	0	4	8.7	
at Bowling Green	12/07/2019	*	16:51	2-4	.500	0-0	.000	0-0	.000	2	3	5	5.3	4	1	2	0	0	4	8.2	
vs Michigan St.	12/14/2019	*	14:41	1-7	.143	0-0	.000	0-0	.000	2	1	3	5.1	1	0	1	0	0	2	7.6	
at Syracuse	12/18/2019	*	31:38	6-7	.857	0-0	.000	8-8	1.000	0	6	6	5.2	4	1	2	1	0	20	8.7	
Fairfield	12/21/2019	*	38:00	5-9	.556	0-1	.000	0-0	.000	3	10	13	5.8	2	2	3	3	0	10	8.8	
Detroit Mercy	12/28/2019	*	22:50	1-4	.250	0-1	.000	2-2	1.000	1	9	10	6.1	2	2	3	1	0	4	8.4	
Wright St.	01/03/2020	*	20:05	5-9	.556	0-2	.000	3-3	1.000	1	1	2	5.8	2	1	1	2	1	13	8.7	
Northern Ky.	01/05/2020	*	27:05	6-9	.667	0-0	.000	2-5	.400	3	4	7	5.9	5	0	2	0	2	14	9.1	
at Youngstown St.	01/09/2020	*	19:31	4-9	.444	1-2	.500	0-0	.000	2	2	4	5.8	3	2	4	1	0	9	9.1	
at Cleveland St.	01/11/2020	*	23:00	1-1	1.000	0-0	.000	4-4	1.000	1	4	5	5.7	3	2	0	1	2	6	8.9	
at Green Bay	01/16/2020	*	34:01	8-10	.800	0-0	.000	10-12	.833	6	8	14	6.2	4	2	1	0	1	26	9.8	
at Milwaukee	01/18/2020	*	30:48	4-5	.800	1-2	.500	3-4	.750	2	3	5	6.1	1	0	3	1	0	12	9.9	
UIC	01/23/2020	*	28:40	6-7	.857	0-0	.000	1-2	.500	2	5	7	6.1	0	0	2	2	2	13	10.0	
Totals			21	512:04	79-142	.556	2-12	.167	51-69	.739	39	90	129	6.1	54	19	41	17	15	211	10.0

Player Averages

Games Played	Minutes/game	Points/game	FG Pct	3FG Pct	FT Pct	Rebounds/game	Assists/game	Turnovers/game	Assist/Turnover ratio	Steals/game	Blocks/game
21	24.4	10.0	55.6	16.7	73.9	6.1	0.9	2.0	0.5	0.7	0.8

XAVIER HILL-MAISRS SENIOR | 6-7 | 261 | FORWARD
GREENSBORO, NC. | PAGE

////////////////////

CAREER NOTES

2018-19

- One of two players to appear and start in all 33 games
- Led the team by averaging 18.3 points and 7.2 rebounds per game
- Horizon League First Team selection
- Scored 30-points or more on four occasions
- Ranked 35th in the NCAA in field goals made (Second in the Horizon League)
- Ranked second in the conference in field goal percentage (53.5)

CAREER HIGHS

Points	32	vs. Northern Kentucky	1/3/19
Rebounds	14	vs. Northern Kentucky	3/11/19
Assists	7	vs. Cleveland State	2/2/19
Steals	4	at Northeastern	12/8/18
Blocks	6	at UIC	1/8/17
Minutes	39	vs. Northern Illinois	11/25/18
FG Made	14	vs. Toledo	11/9/18
FG Att.	21	vs. Toledo	11/9/18
3-pt FG Made	4	2x, vs. Northern Kent.	1/3/19
3-pt FG Att.	7	2x, at Northeastern	12/8/18
FT Made	8	2x, at Georgia	12/18/18
FT Attempts	13	at Georgia	12/18/18

SEASON HIGHS

Points	26	12/03/19	at Western Mich.
Minutes	36	12/28/19	vs Detroit Mercy
FG Made	11	12/03/19	at Western Mich.
FG Attempts	20	12/14/19	vs Michigan State
3-Pt FG Made	3	11/16/19	at Maryland
3-Pt FG Att	6	11/16/19	at Maryland
FT Made	6	12/21/19	Fairfield
FT Attempts	8	12/21/19	Fairfield
Rebounds	12	12/07/19	at Bowling Green
Assists	4	12/03/19	at Western Mich.
Blocks	3	1/16/20	at Green Bay
Steals	3	11/18/19	Hartford

SEASON NOTES

- Oakland is 3-1 this season when recording a double-double
- Has scored in double figures 19 of 20 games this season
- Has four double-digit rebounding efforts this season
- Has played 30+ minutes in 14 of 20 games
- Set a season-high with 20 shot attempts against Michigan State on Dec. 14
- Recorded a double-double against Detroit Mercy on Dec. 28
- Notched fifth double-double of the season at Green Bay - 10 pts, 13 rebounds

GAME-BY-GAME

Opponent	Date	GS	MIN	Total		3-Pointers		Free throws		Rebounds				PF	A	T/O	BLK	STL	PTS	AVG	
				FG-FGA	PCT	3FG-3FGA	PCT	FT-FTA	PCT	OFF	DEF	TOT	AVG								
Goshen	11/05/2019	*	28:32	6-11	.545	0-2	.000	3-4	.750	1	7	8	8.0	1	2	3	2	3	15	15.0	
vs Delaware	11/08/2019	*	34:20	6-10	.600	0-1	.000	0-1	.000	2	6	8	8.0	4	0	3	2	1	12	13.5	
vs UTSA	11/09/2019	*	34:54	7-14	.500	1-3	.333	4-6	.667	3	9	12	9.3	3	4	2	1	0	19	15.3	
vs Southern Ill.	11/10/2019	*	21:22	1-7	.143	1-1	1.000	0-0	.000	0	3	3	7.8	0	1	0	0	2	3	12.3	
at Maryland	11/16/2019	*	31:49	6-12	.500	3-6	.500	3-4	.750	1	3	4	7.0	4	2	5	1	1	18	13.4	
Hartford	11/18/2019	*	34:06	7-9	.778	0-0	.000	3-6	.500	4	7	11	7.7	0	3	1	1	3	17	14.0	
at Northern Ill.	11/25/2019	*	34:03	5-10	.500	1-3	.333	2-2	1.000	1	7	8	7.7	2	1	2	0	0	13	13.9	
at Toledo	11/30/2019	*	30:52	6-11	.545	0-2	.000	2-3	.667	1	3	4	7.3	3	2	4	1	1	14	13.9	
at Western Mich.	12/03/2019	*	33:34	11-13	.846	0-1	.000	4-5	.800	2	7	9	7.4	4	4	2	0	0	26	15.2	
at Bowling Green	12/07/2019	*	35:18	8-13	.615	1-4	.250	5-7	.714	2	10	12	7.9	4	1	3	0	1	22	15.9	
vs Michigan St.	12/14/2019	*	31:33	5-20	.250	0-3	.000	0-3	.000	2	5	7	7.8	1	0	1	0	2	10	15.4	
at Syracuse	12/18/2019	*	29:39	6-9	.667	0-0	.000	4-4	1.000	2	4	6	7.7	5	3	2	0	0	16	15.4	
Fairfield	12/21/2019	*	30:00	6-12	.500	0-1	.000	6-8	.750	2	5	7	7.6	4	2	4	1	1	18	15.6	
Detroit Mercy	12/28/2019	*	36:54	8-15	.533	0-2	.000	3-7	.429	3	7	10	7.8	3	3	2	1	0	19	15.9	
Wright St.	01/03/2020	*	24:11	5-12	.417	0-2	.000	4-4	1.000	1	5	6	7.7	1	0	1	2	1	14	15.7	
Northern Ky.	01/05/2020	*	30:36	8-16	.500	1-2	.500	0-1	.000	4	4	8	7.7	3	2	1	2	0	17	15.8	
at Youngstown St.	01/09/2020	*	28:58	6-11	.545	2-4	.500	1-2	.500	1	2	3	7.4	4	3	2	0	2	15	15.8	
at Cleveland St.	01/11/2020	*	30:00	6-7	.857	0-0	.000	3-5	.600	2	5	7	7.4	4	0	3	1	1	15	15.7	
at Green Bay	01/16/2020	*	28:38	5-8	.625	0-1	.000	0-0	.000	2	11	13	7.7	4	2	2	3	2	10	15.4	
at Milwaukee	01/18/2020	*	32:33	9-14	.643	1-3	.333	1-3	.333	0	5	5	7.6	2	2	2	0	0	20	15.7	
UIC	01/23/2020	*	30:52	5-18	.278	0-2	.000	2-2	1.000	3	5	8	7.6	3	2	2	1	1	12	15.5	
Totals			20	652:45	132-252	.524	11-43	.256	50-77	.649	39	120	159	7.6	59	39	47	19	22	325	15.5

Player Averages

Games Played	Minutes/game	Points/game	FG Pct	3FG Pct	FT Pct	Rebounds/game	Assists/game	Turnovers/game	Assist/Turnover ratio	Steals/game	Blocks/game
21	31.1	15.5	52.4	25.6	64.9	7.6	1.9	2.2	0.8	1.0	0.9

HOOP SCOOPS

Has an exotic hat collection from several countries - collects a hat from every country visited

Recently got on tik tok (@xwtbgt)

Favorite video game is Super Smash Brothers

Favorite rapper is Drake



KEVIN KANGU

JUNIOR | 6-4 | 179 | GUARD

BURLINGTON, ONT. | JOHN CARROLL | VINCENNES

15

////////////////

CAREER NOTES

At Vincennes (2018-19)

- Appeared in all 36 games, making 19 starts
- Averaged 8.1 points, 2.6 assists and 2.6 rebounds per game
- Shot over 36 percent from three-point range
- Part of the 2019 Vincennes National Championship team that went 34-2
- Named to the championship's all-tournament team

CAREER HIGHS

Points	20	11/09/19	vs UTSA
Minutes	40	11/08/19	vs Delaware
FG Made	5	11/05/19	Goshen
FG Attempts	13	12/21/19	Fairfield
3-Pt FG Made	2, 2x	1/11/20	at Cleveland State
3-Pt FG Attempts	6	12/21/19	Fairfield
FT Made	5	12/03/19	at Western Mich.
FT Attempts	6	12/03/19	at Western Mich.
Rebounds	9	11/08/19	vs Delaware
Assists	9	11/10/19	vs Southern Ill.
Blocks	3	11/08/19	vs Delaware
Steals	4	11/16/19	at Maryland

SEASON HIGHS

Points	20	11/09/19	vs UTSA
Minutes	40	11/08/19	vs Delaware
FG Made	5	11/05/19	Goshen
FG Attempts	13	12/21/19	Fairfield
3-Pt FG Made	2, 2x	1/11/20	at Cleveland State
3-Pt FG Attempts	6	12/21/19	Fairfield
FT Made	5	12/03/19	at Western Mich.
FT Attempts	6	12/03/19	at Western Mich.
Rebounds	9	11/08/19	vs Delaware
Assists	9	11/10/19	vs Southern Ill.
Blocks	3	11/08/19	vs Delaware
Steals	4	11/16/19	at Maryland

SEASON NOTES

- Made first start at Oakland against Goshen
- Named to Sunshine Slam All-Tournament team
- Tied a career-high seven assists at BGSU on Dec. 7

GAME-BY-GAME

Opponent	Date	GS	MIN	Total		3-Pointers		Free throws		Rebounds				PF	A	T/O	BLK	STL	PTS	AVG	
				FG-FGA	PCT	3FG-3FGA	PCT	FT-FTA	PCT	OFF	DEF	TOT	AVG								
Goshen	11/05/2019	*	25:35	5-11	.455	2-5	.400	1-2	.500	1	2	3	3.0	0	4	3	0	1	13	13.0	
vs Delaware	11/08/2019	*	40:00	4-12	.333	1-4	.250	3-6	.500	2	7	9	6.0	2	7	2	3	2	12	12.1	
vs UTSA	11/09/2019	*	38:25	4-9	.444	3-5	.600	9-10	.900	1	2	3	5.0	3	2	5	0	0	20	15.0	
vs Southern Ill.	11/10/2019	*	39:06	2-7	.286	0-3	.000	2-2	1.000	0	3	3	4.5	4	9	4	1	0	6	12.8	
at Maryland	11/16/2019	*	28:06	1-6	.167	0-2	.000	0-0	.000	0	0	0	3.6	1	4	4	0	4	2	10.6	
Hartford	11/18/2019	*	29:04	4-6	.667	1-2	.500	2-4	.500	0	1	1	3.2	4	2	6	0	0	11	10.7	
at Northern Ill.	11/25/2019	*	28:37	0-8	.000	0-4	.000	2-2	1.000	0	6	6	3.6	0	2	3	0	1	2	9.4	
at Toledo	11/30/2019	*	30:36	1-6	.167	1-4	.250	0-0	.000	1	5	6	3.9	2	3	3	0	1	3	8.6	
at Western Mich.	12/03/2019	*	23:27	1-3	.333	0-1	.000	5-6	.833	1	4	5	4.0	0	1	2	0	0	7	8.4	
at Bowling Green	12/07/2019	*	35:07	2-6	.333	1-2	.500	0-1	.000	0	5	5	4.1	2	7	2	0	0	5	8.1	
vs Michigan St.	12/14/2019	*	27:18	0-3	.000	0-1	.000	4-4	1.000	0	2	2	3.9	3	4	1	0	1	4	7.7	
at Syracuse	12/18/2019	*	11:41	1-3	.333	0-2	.000	2-2	1.000	0	2	2	3.8	0	1	2	0	0	4	7.4	
Fairfield	12/21/2019	*	37:00	4-13	.308	1-6	.167	0-1	.000	1	2	3	3.7	3	5	4	0	1	9	7.5	
Detroit Mercy	12/28/2019	*	31:31	3-7	.429	1-3	.333	0-0	.000	1	4	5	3.8	2	6	4	1	0	7	7.5	
Wright St.	01/03/2020	*	11:09	1-5	.200	0-1	.000	0-0	.000	0	0	0	3.5	0	4	4	0	1	2	7.1	
Northern Ky.	01/05/2020	*	12:26	0-0	.000	0-0	.000	0-0	.000	0	1	1	3.4	1	3	1	0	0	0	6.7	
at Youngstown St.	01/09/2020	*	15:23	0-6	.000	0-3	.000	0-0	.000	0	3	3	3.4	0	1	1	0	1	0	6.3	
at Cleveland St.	01/11/2020	*	20:00	4-7	.571	2-4	.500	3-6	.500	0	1	1	3.2	3	3	1	0	1	13	6.7	
at Green Bay	01/16/2020	*	18:45	1-4	.250	1-3	.333	0-0	.000	0	0	0	3.1	0	3	1	0	0	3	6.5	
at Milwaukee	01/18/2020	*	03:43	0-2	.000	0-1	.000	0-2	.000	0	0	0	2.9	1	0	0	0	0	0	6.2	
UIC	01/23/2020	*	07:11	0-2	.000	0-1	.000	0-0	.000	0	0	0	2.8	1	1	0	0	1	0	5.9	
Totals			16	514:11	38-126	.302	14-57	.246	33-48	.688	8	50	58	2.8	32	72	53	5	15	123	5.9

Player Averages

Games Played	Minutes/game	Points/game	FG Pct	3FG Pct	FT Pct	Rebounds/game	Assists/game	Turnovers/game	Assist/Turnover ratio	Steals/game	Blocks/game
21	24.5	5.9	30.2	24.6	68.8	2.8	3.4	2.5	1.4	0.7	0.2

HOOP SCOOPS

Used to play the tenor saxophone

Can juggle



BABATUNDE SOWUNMI

SOPHOMORE | 6-10 | 254 | CENTER
LAGOS, NIGERIA | SOLID ROCK ACADEMY

20

////////////////////

CAREER NOTES

2018-19

- Appeared in 15 games
- Made his first career field goal against UIC on Feb. 28.
- Scored his first career point against Cleveland State on Feb. 2.
- Made career debut at No. 8 Michigan State, recording two rebounds, one block and playing a career high 12 minutes

CAREER HIGHS

Points	5	1/3/20	vs Wright State
Minutes	15	1/3/20	vs Wright State
FG Made	2, 2x	1/3/20	vs Wright State
FG Attempts	5	11/05/19	Goshen
3-Pt FG Made	0		
3-Pt FG Att	0		
FT Made	1	1/3/20	vs Wright State
FT Attempts	2	1/3/20	vs Wright State
Rebounds	6	1/3/20	vs Wright State
Assists	0		
Blocks	0		
Steals	2	11/25/19	at Northern Ill.

SEASON HIGHS

Points	5	1/3/20	vs Wright State
Minutes	15	1/3/20	vs Wright State
FG Made	2, 2x	1/3/20	vs Wright State
FG Attempts	5	11/05/19	Goshen
3-Pt FG Made	0		
3-Pt FG Att	0		
FT Made	1	1/3/20	vs Wright State
FT Attempts	2	1/3/20	vs Wright State
Rebounds	6	1/3/20	vs Wright State
Assists	0		
Blocks	0		
Steals	2	11/25/19	at Northern Ill.

SEASON NOTES

- Played a season-high 10 minutes against Michigan State on Dec. 14
- Career high five points, six rebounds against Wright State on Jan. 3.

GAME-BY-GAME

Opponent	Date	GS	MIN	Total		3-Pointers		Free throws		Rebounds				PF	A	T/O	BLK	STL	PTS	AVG	
				FG-FGA	PCT	3FG-3FGA	PCT	FT-FTA	PCT	OFF	DEF	TOT	AVG								
Goshen	11/05/2019		10:22	2-5	.400	0-0	.000	0-0	.000	3	2	5	5.0	1	0	2	0	0	4	4.0	
vs UTSA	11/09/2019		03:03	0-0	.000	0-0	.000	0-0	.000	1	0	1	3.0	0	0	0	0	0	0	2.0	
at Maryland	11/16/2019		07:39	0-1	.000	0-0	.000	0-0	.000	0	1	1	2.3	1	0	0	0	0	0	1.3	
Hartford	11/18/2019		03:60	0-0	.000	0-0	.000	0-0	.000	0	1	1	2.0	1	0	0	0	0	0	1.0	
at Northern Ill.	11/25/2019		08:37	0-2	.000	0-0	.000	0-0	.000	0	0	0	1.6	0	0	0	0	2	0	0.8	
at Western Mich.	12/03/2019		00:11	0-0	.000	0-0	.000	0-0	.000	0	0	0	1.3	1	0	0	0	0	0	0.7	
vs Michigan St.	12/14/2019		10:04	0-1	.000	0-0	.000	0-0	.000	0	2	2	1.4	1	0	0	0	0	0	0.6	
at Syracuse	12/18/2019		00:41	0-0	.000	0-0	.000	0-0	.000	0	0	0	1.3	0	0	0	0	0	0	0.5	
Wright St.	01/03/2020		14:28	2-3	.667	0-0	.000	1-2	.500	4	2	6	1.8	4	0	2	0	1	5	1.0	
Northern Ky.	01/05/2020		00:18	0-0	.000	0-0	.000	0-0	.000	0	0	0	1.6	0	0	0	0	0	0	0.9	
at Youngstown St.	01/09/2020		06:00	0-1	.000	0-0	.000	0-2	.000	1	0	1	1.5	0	0	1	0	0	0	0.8	
at Cleveland St.	01/11/2020		04:00	0-0	.000	0-0	.000	0-0	.000	0	1	1	1.5	1	0	0	0	0	0	0.8	
UIC	01/23/2020		07:27	0-0	.000	0-0	.000	0-0	.000	0	1	1	1.5	0	0	0	0	0	0	0.7	
Totals			0	76:50	4-13	.308	0-0	.000	1-4	.250	9	10	19	1.5	10	0	5	0	3	9	0.7

Player Averages

Games Played	Minutes/ game	Points/ game	FG Pct	3FG Pct	FT Pct	Rebounds/ game	Assists/ game	Turnovers/ game	Assist/Turnover ratio	Steals/ game	Blocks/ game
13	5.9	0.7	30.8	0.0	25.0	1.5	0.0	0.4	0.0	0.2	0.0

HOOP SCOOPS

Grew up playing soccer

Favorite color is red

Is a dog lover



MADISON MONROE

FRESHMAN | 6-3 | 185 | GUARD
CHARLOTTE, N.C. | U.S. MILITARY ACADEMY PREP

21

////////////////////

CAREER NOTES

High School

- NCISAA 3A All-State team
- All-MAC First Team selection
- Charlotte Observer All-Mecklenburg Third Team selection
- Played for PSB Elite AAU in Charlotte, N.C.
- Also played for SouthLake Christian Academy before attending the United States Military Academy Preparatory School

CAREER HIGHS

Points	10, 2x1/9/20	at Youngstown State
Minutes	25 1/3/20	vs Wright State
FG Made	4 1/9/20	at Youngstown State
FG Attempts	7, 2x 1/9/20	at Youngstown State
3-Pt FG Made	2 1/9/20	at Youngstown State
3-Pt FGoal Att	3 1/9/20	at Youngstown State
FT Made	3 1/3/20	vs Wright State
FT Attempts	4 1/3/20	vs Wright State
Rebounds	4, 2x 1/9/20	at Youngstown State
Assists	2, 3x 1/9/20	at Youngstown State
Blocks	0	
Steals	3 1/3/20	vs Wright State

SEASON HIGHS

Points	10, 2x1/9/20	at Youngstown State
Minutes	25 1/3/20	vs Wright State
FG Made	4 1/9/20	at Youngstown State
FG Attempts	7, 2x 1/9/20	at Youngstown State
3-Pt FG Made	2 1/9/20	at Youngstown State
3-Pt FGoal Att	3 1/9/20	at Youngstown State
FT Made	3 1/3/20	vs Wright State
FT Attempts	4 1/3/20	vs Wright State
Rebounds	4, 2x 1/9/20	at Youngstown State
Assists	2, 3x 1/9/20	at Youngstown State
Blocks	0	
Steals	3 1/3/20	vs Wright State

SEASON NOTES

- Made first-career start at Syracuse on Dec. 18
- First-career double digit performance came against Wright State on Jan. 3, notching 10 points.

GAME-BY-GAME

Opponent	Date	GS	MIN	Total FG-FGA	PCT	3FG-3FGA	PCT	Free throws FT-FTA	PCT	Rebounds OFF DEF TOT AVG	PF	A	T/O	BLK	STL	PTS	AVG
Goshen	11/05/2019		12:29	0-1	.000	0-0	.000	0-0	.000	1 0 1 1.0	4	0	1	0	1	0	0.0
vs Delaware	11/08/2019		16:43	0-1	.000	0-0	.000	1-2	.500	0 0 0 0.5	2	0	0	0	0	1	0.5
vs UTSA	11/09/2019		00:12	0-0	.000	0-0	.000	0-0	.000	0 0 0 0.3	0	0	0	0	0	0	0.3
vs Southern Ill.	11/10/2019		05:41	0-0	.000	0-0	.000	0-0	.000	0 2 2 0.8	0	0	1	0	0	0	0.3
at Maryland	11/16/2019		08:40	2-4	.500	0-0	.000	0-0	.000	0 2 2 1.0	1	0	0	0	0	4	1.0
Hartford	11/18/2019		06:02	0-2	.000	0-2	.000	0-0	.000	0 0 0 0.8	0	0	0	0	0	0	0.8
at Syracuse	12/18/2019	*	14:27	0-2	.000	0-1	.000	2-3	.667	1 3 4 1.3	2	2	2	0	1	2	1.0
Fairfield	12/21/2019	*	15:00	0-0	.000	0-0	.000	0-0	.000	0 1 1 1.3	1	0	1	0	0	0	0.9
Wright St.	01/03/2020		24:35	3-7	.429	1-2	.500	3-4	.750	2 0 2 1.3	3	2	1	0	3	10	1.9
Northern Ky.	01/05/2020		17:15	3-4	.750	0-1	.000	2-2	1.000	1 0 1 1.3	3	2	2	0	0	8	2.5
at Youngstown St.	01/09/2020	*	19:21	4-7	.571	2-3	.667	0-0	.000	1 3 4 1.5	0	2	2	0	0	10	3.2
at Cleveland St.	01/11/2020	*	07:00	0-1	.000	0-0	.000	0-0	.000	0 0 0 1.4	1	0	1	0	0	0	2.9
at Milwaukee	01/18/2020	*	13:51	2-2	1.000	0-0	.000	0-0	.000	1 2 3 1.5	1	1	1	0	1	4	3.0
UIC	01/23/2020	*	11:55	0-1	.000	0-0	.000	0-0	.000	0 1 1 1.5	1	1	3	0	0	0	2.8
Totals			6 173:11	14-32	.438	3-9	.333	8-11	.727	7 14 21 1.5	19	10	15	0	6	39	2.8

Player Averages

Games Played	Minutes/ game	Points/ game	FG Pct	3FG Pct	FT Pct	Rebounds/ game	Assists/ game	Turnovers/ game	Assist/Turnover ratio	Steals/ game	Blocks/ game
14	12.4	2.8	43.8	33.3	72.7	1.5	0.7	1.1	0.7	0.4	0.0

HOOP SCOOPS

Born in Italy. Lived there for three years while his father, Rodney, played overseas.

Can beat anyone on the team in Call of Duty and 2K

Has a shark



KENNY PITTMAN JR.

SOPHOMORE | 6-3 | 181 | GUARD
CHICAGO, ILL. | SIMEON

24

////////////////////

CAREER NOTES

2018-19

- Appeared in 23 games, making one start
- Earned his first career start against Milwaukee on Jan. 10
- Made his first career field goal against Wright State on Jan. 5
- Scored his first career points at No. 8 Michigan State
- Made first career regular season appearance against James Madison on Nov. 23

CAREER HIGHS

Points	7	12/28/19	vs Detroit Mercy
Minutes	18	12/21/19	Fairfield
FG Made	2	12/28/19	vs Detroit Mercy
FG Attempts	4	11/05/19	Goshen
3-Pt FG Made	1, 3x	12/28/19	vs Detroit Mercy
3-Pt FG Attempts	2, 2x	12/14/19	vs Michigan State
FT Made	2	12/28/19	vs Detroit Mercy
FT Attempts	2, 2x	12/28/19	vs Detroit Mercy
Rebounds	3	11/10/19	vs Southern Ill.
Assists	1, 3x	12/28/19	vs Detroit Mercy
Blocks	0	12/07/19	at Bowling Green
Steals	1, 2x	12/28/19	vs Detroit Mercy

SEASON HIGHS

Points	7	12/28/19	vs Detroit Mercy
Minutes	18	12/21/19	Fairfield
FG Made	2	12/28/19	vs Detroit Mercy
FG Attempts	4	11/05/19	Goshen
3-Pt FG Made	1, 3x	12/28/19	vs Detroit Mercy
3-Pt FG Attempts	2, 2x	12/14/19	vs Michigan State
FT Made	2	12/28/19	vs Detroit Mercy
FT Attempts	2, 2x	12/28/19	vs Detroit Mercy
Rebounds	3	11/10/19	vs Southern Ill.
Assists	1, 3x	12/28/19	vs Detroit Mercy
Blocks	0	12/07/19	at Bowling Green
Steals	1, 2x	12/28/19	vs Detroit Mercy

SEASON NOTES

- Made first start of the season against Southern Illinois
- Made an appearance against BGSU on Dec. 7
- Knocked down a triple to tie his season-high in points in nine minutes of action against Michigan State on Dec. 14
- Scored a career-best 7 points against Detroit Mercy, going 2-2 from the field and 2-2 from the foul line

GAME-BY-GAME

Opponent	Date	GS	MIN	Total		3-Pointers		Free throws		Rebounds				PF	A	T/O	BLK	STL	PTS	AVG	
				FG-FGA	PCT	3FG-3FGA	PCT	FT-FTA	PCT	OFF	DEF	TOT	AVG								
Goshen	11/05/2019		12:21	0-4	.000	0-2	.000	0-2	.000	0	2	2	2.0	1	0	0	0	0	0	0.0	
vs UTSA	11/09/2019		03:32	0-0	.000	0-0	.000	2-2	1.000	0	1	1	1.5	0	0	0	0	0	2	1.0	
vs Southern Ill.	11/10/2019	*	09:42	0-0	.000	0-0	.000	0-1	.000	0	3	3	2.0	0	0	0	0	0	0	0.7	
at Maryland	11/16/2019		07:49	0-1	.000	0-1	.000	0-0	.000	0	1	1	1.8	2	0	2	0	0	0	0.5	
Hartford	11/18/2019		14:31	1-1	1.000	1-1	1.000	0-0	.000	1	0	1	1.6	0	0	1	0	1	3	1.0	
at Northern Ill.	11/25/2019	*	11:26	1-2	.500	1-2	.500	0-0	.000	0	1	1	1.5	0	0	1	0	1	3	1.3	
at Toledo	11/30/2019		03:38	0-0	.000	0-0	.000	0-0	.000	0	1	1	1.4	1	0	0	0	0	0	1.1	
at Bowling Green	12/07/2019		01:30	0-0	.000	0-0	.000	0-0	.000	0	0	0	1.3	0	0	0	0	0	0	1.0	
vs Michigan St.	12/14/2019		09:07	1-3	.333	1-2	.500	0-0	.000	0	1	1	1.2	0	0	0	0	0	3	1.2	
at Syracuse	12/18/2019		16:06	0-1	.000	0-1	.000	0-0	.000	0	2	2	1.3	1	1	1	0	0	0	1.1	
Fairfield	12/21/2019		18:00	0-0	.000	0-0	.000	0-0	.000	0	0	0	1.2	0	1	1	0	0	0	1.0	
Detroit Mercy	12/28/2019		08:01	2-2	1.000	1-1	1.000	2-2	1.000	0	1	1	1.2	4	1	0	0	1	7	1.5	
Wright St.	01/03/2020		13:09	0-1	.000	0-1	.000	1-2	.500	0	1	1	1.2	1	0	0	0	0	1	1.5	
Northern Ky.	01/05/2020		16:60	1-4	.250	1-3	.333	0-0	.000	0	1	1	1.1	5	0	1	0	0	3	1.6	
at Youngstown St.	01/09/2020		05:11	0-0	.000	0-0	.000	0-0	.000	0	1	1	1.1	0	0	0	0	0	0	1.5	
at Green Bay	01/16/2020		00:55	0-0	.000	0-0	.000	0-0	.000	0	0	0	1.1	0	0	1	0	0	0	1.4	
at Milwaukee	01/18/2020		00:12	0-0	.000	0-0	.000	0-0	.000	0	0	0	1.0	0	0	0	0	0	0	1.3	
UIC	01/23/2020		07:35	1-3	.333	0-2	.000	0-0	.000	0	0	0	0.9	0	1	0	0	1	2	1.3	
Totals			2	159:45	7-22	.318	5-16	.313	5-9	.556	1	16	17	0.9	15	4	8	0	4	24	1.3

Player Averages

Games Played	Minutes/ game	Points/ game	FG Pct	3FG Pct	FT Pct	Rebounds/ game	Assists/ game	Turnovers/ game	Assist/Turnover ratio	Steals/ game	Blocks/ game
18	8.9	1.3	31.8	31.3	55.6	0.9	0.2	0.4	0.5	0.2	0.0

HOOP SCOOPS

Favorite rapper is G Herbo

Is a 'sneaker head'

Enjoys to draw

Likes to travel the world



CJ GETTELFINGER

FRESHMAN | 6-4 | 186 | GUARD

Knoxville, Tenn. | Grace Christian Academy

33

////////////////////

CAREER NOTES

High School

- Finalist for Tennessee's Mr. Basketball and Knoxville Player of the Year in 2018.
- Won 2018 State Championship with Grace Christian Academy.
- Three-time all-district and two-time all-region team selection.
- 2018 all-state team selection after averaging 24 points and six assists.
- Father, Chris, played basketball at Kentucky from 1977-81 and won the 1978 National Championship

CAREER HIGHS

Points	4, 2x	12/14/19	vs Michigan St
Minutes	22	11/30/19	at Toledo
FG Made	1, 3x	12/18/19	at Syracuse
FG Attempts	4	11/30/19	at Toledo
3-Pt FG Made	1	12/18/19	at Syracuse
3-Pt FG Attempts	2, 2x	12/18/19	at Syracuse
FT Made	4	12/03/19	at Western Mich.
FT Attempts	4	12/03/19	at Western Mich.
Rebounds	5	11/18/19	Hartford
Assists	7	11/30/19	at Toledo
Blocks	1, 2x	1/11/20	at Cleveland State
Steals	2	11/18/19	Hartford

SEASON HIGHS

Points	4, 2x	12/14/19	vs Michigan St
Minutes	22	11/30/19	at Toledo
FG Made	1, 3x	12/18/19	at Syracuse
FG Attempts	4	11/30/19	at Toledo
3-Pt FG Made	1	12/18/19	at Syracuse
3-Pt FG Attempts	2, 2x	12/18/19	at Syracuse
FT Made	4	12/03/19	at Western Mich.
FT Attempts	4	12/03/19	at Western Mich.
Rebounds	5	11/18/19	Hartford
Assists	7	11/30/19	at Toledo
Blocks	1, 2x	1/11/20	at Cleveland State
Steals	2	11/18/19	Hartford

SEASON NOTES

- Tied his career-high 4 points against Michigan State on Dec. 14
- Half-court shot at Syracuse on Dec. 18 made SportCenter's Top 10, coming in at No. 2.

GAME-BY-GAME

Opponent	Date	GS	MIN	Total FG-FGA	PCT	3-Pointers 3FG-3FGA	PCT	Free throws FT-FTA	PCT	Rebounds OFF DEF TOT AVG	PF	A	T/O	BLK	STL	PTS	AVG
Goshen	11/05/2019		08:32	1-2	.500	0-0	.000	0-0	.000	0 0 0 0.0	0	2	1	0	1	2	2.0
vs UTSA	11/09/2019		05:34	0-0	.000	0-0	.000	0-0	.000	0 1 1 0.5	0	1	0	0	0	0	1.0
vs Southern Ill.	11/10/2019		00:18	0-0	.000	0-0	.000	0-0	.000	0 0 0 0.3	0	0	0	0	0	0	0.7
at Maryland	11/16/2019		05:58	1-1	1.000	0-0	.000	0-0	.000	0 0 0 0.3	2	1	1	0	0	2	1.0
Hartford	11/18/2019		06:45	0-3	.000	0-1	.000	0-0	.000	0 5 5 1.2	2	1	0	0	2	0	0.8
at Northern Ill.	11/25/2019		05:52	0-0	.000	0-0	.000	0-0	.000	0 0 0 1.0	1	0	0	0	0	0	0.7
at Toledo	11/30/2019		21:26	0-4	.000	0-2	.000	0-0	.000	0 0 0 0.9	3	7	2	0	0	0	0.6
at Western Mich.	12/03/2019		11:39	0-1	.000	0-0	.000	4-4	1.000	0 4 4 1.3	2	0	2	1	1	4	1.0
at Bowling Green	12/07/2019		04:53	0-0	.000	0-0	.000	0-0	.000	0 1 1 1.2	0	1	1	0	1	0	0.9
vs Michigan St.	12/14/2019		10:32	1-2	.500	0-1	.000	2-2	1.000	0 2 2 1.3	1	2	1	0	0	4	1.2
at Syracuse	12/18/2019		05:34	1-2	.500	1-2	.500	0-0	.000	0 0 0 1.2	1	0	1	0	0	3	1.4
Fairfield	12/21/2019		02:00	0-1	.000	0-1	.000	0-0	.000	0 0 0 1.1	0	0	0	0	0	0	1.3
Wright St.	01/03/2020		06:02	0-1	.000	0-1	.000	0-0	.000	0 0 0 1.0	0	2	1	0	0	0	1.2
Northern Ky.	01/05/2020		03:49	0-1	.000	0-0	.000	0-0	.000	1 2 3 1.1	0	1	1	0	0	0	1.1
at Cleveland St.	01/11/2020		02:00	0-0	.000	0-0	.000	0-0	.000	0 1 1 1.1	0	1	2	1	0	0	1.0
at Green Bay	01/16/2020		01:59	0-0	.000	0-0	.000	0-0	.000	0 0 0 1.1	1	0	2	0	1	0	0.9
Totals		0	102:53	4-18	.222	1-8	.125	6-6	1.000	1 16 17 1.1	13	19	15	2	6	15	0.9

Player Averages

Games Played	Minutes/game	Points/game	FG Pct	3FG Pct	FT Pct	Rebounds/game	Assists/game	Turnovers/game	Assist/Turnover ratio	Steals/game	Blocks/game
16	6.4	0.9	22.2	12.5	100.0	1.1	1.2	0.9	1.3	0.4	0.1

HOOP SCOOPS

Loves to fly fish in the Smoky Mountains

Favorite player is Ricky Rubio

Favorite artist is Quinn XCII



YUSUF JIHAD

FRESHMAN | 6-8 | 214 | CENTER
Farmington Hills, Mich. | North Farmington

34

////////////////////

CAREER NOTES

High School

- Detroit News All-State Third Team selection
- Detroit Free Press All-State Honorable Mention
- Top-5 North Suburb selection
- Oakland County Most Valuable Player
- Played for Greenwood Elite AAU
- Played in 2019 Mitten Classic

CAREER HIGHS

Points
Rebounds
Assists
Steals
Blocks
Minutes
FG Made
FG Att.
3-pt FG Made
3-pt FG Att.
FT Made
FT Attempts

SEASON HIGHS

Points
Rebounds
Assists
Steals
Blocks
Minutes
FG Made
FG Att.
3-pt FG Made
3-pt FG Att.
FT Made
FT Attempts

SEASON NOTES

GAME-BY-GAME

HOOP SCOOPS

Skipped the second grade

Loves to read

**JACKIE HARRIS**

FRESHMAN | 6-8 | 214 | CENTER

LAMBERTVILLE, MICH. | ST. | FRANCIS DE SALES

35

////////////////////

CAREER NOTES

High School

- Three-time all-district and two-time all-state selection
- Played on Ohio Basketball Club and All-Ohio AAU teams
- Three-time sectional champion
- Finished his high school career as the school's second-highest scorer in program history
- Poured in 42 points in a game to reach 1,000 career points
- Honor roll student

CAREER HIGHS

Points	6, 2x	12/14/19	vs Michigan St
Minutes	28	1/16/20	at Green Bay
FG Made	2, 3x	12/28/19	vs Detroit Mercy
FG Attempts	6	11/05/19	Goshen
3-Pt FG Made	2, 2x	12/14/19	vs Michigan St
3-Pt FG Attempts	6	11/05/19	Goshen
FT Made	1	11/18/19	Hartford
FT Attempts	2	11/18/19	Hartford
Rebounds	4	11/05/19	Goshen
Assists	2	12/18/19	at Syracuse
Blocks	1	11/16/19	at Maryland
Steals	1	12/28/19	vs Detroit Mercy

SEASON HIGHS

Points	6, 2x	12/14/19	vs Michigan St
Minutes	28	1/16/20	at Green Bay
FG Made	2, 3x	12/28/19	vs Detroit Mercy
FG Attempts	6	11/05/19	Goshen
3-Pt FG Made	2, 2x	12/14/19	vs Michigan St
3-Pt FG Attempts	6	11/05/19	Goshen
FT Made	1	11/18/19	Hartford
FT Attempts	2	11/18/19	Hartford
Rebounds	4	11/05/19	Goshen
Assists	2	12/18/19	at Syracuse
Blocks	1	11/16/19	at Maryland
Steals	1	12/28/19	vs Detroit Mercy

SEASON NOTES

- Recorded the first assist and steal of his collegiate career on Dec. 7 at BGSU in five minutes of action
- Tied a career-high two triples versus Michigan State on Dec. 14

GAME-BY-GAME

Opponent	Date	GS	MIN	Total		3-Pointers		Free throws		Rebounds				PF	A	T/O	BLK	STL	PTS	AVG	
				FG-FGA	PCT	3FG-3FGA	PCT	FT-FTA	PCT	OFF	DEF	TOT	AVG								
Goshen	11/05/2019		22:27	2-6	.333	2-6	.333	0-0	.000	2	2	4	4.0	0	0	0	0	0	6	6.0	
vs Delaware	11/08/2019		13:30	0-2	.000	0-2	.000	0-0	.000	0	2	2	3.0	1	0	0	0	0	3.0		
vs UTSA	11/09/2019		04:57	0-2	.000	0-2	.000	0-0	.000	0	0	0	2.0	1	0	0	0	0	2.0		
vs Southern Ill.	11/10/2019		03:52	0-0	.000	0-0	.000	0-0	.000	0	0	0	1.5	0	0	0	0	0	1.5		
at Maryland	11/16/2019		15:26	2-4	.500	1-3	.333	0-0	.000	0	1	1	1.4	0	0	0	1	0	5	2.2	
Hartford	11/18/2019		09:21	1-3	.333	1-3	.333	1-2	.500	0	2	2	1.5	1	0	0	0	0	4	2.5	
at Northern Ill.	11/25/2019		08:47	0-4	.000	0-3	.000	0-0	.000	1	2	3	1.7	0	0	0	0	0	0	2.1	
at Toledo	11/30/2019		04:47	0-0	.000	0-0	.000	0-0	.000	0	0	0	1.5	0	0	0	0	0	0	1.9	
at Western Mich.	12/03/2019		05:51	1-1	1.000	0-0	.000	0-0	.000	0	1	1	1.4	0	1	0	0	0	2	1.9	
at Bowling Green	12/07/2019		03:03	0-0	.000	0-0	.000	0-0	.000	0	0	0	1.3	0	0	0	0	0	0	1.7	
vs Michigan St.	12/14/2019		08:23	2-5	.400	2-5	.400	0-0	.000	0	0	0	1.2	0	0	0	0	0	6	2.1	
at Syracuse	12/18/2019		04:24	0-1	.000	0-1	.000	0-0	.000	1	1	2	1.3	0	2	0	0	0	0	1.9	
Fairfield	12/21/2019		11:00	1-2	.500	1-2	.500	0-0	.000	0	0	0	1.2	0	0	1	0	0	3	2.0	
Detroit Mercy	12/28/2019		05:09	2-3	.667	1-1	1.000	0-0	.000	0	0	0	1.1	2	0	0	0	0	5	2.2	
Wright St.	01/03/2020		08:09	0-2	.000	0-2	.000	0-0	.000	0	1	1	1.1	0	1	0	0	0	0	2.1	
Northern Ky.	01/05/2020		03:38	0-0	.000	0-0	.000	0-0	.000	0	0	0	1.0	0	0	0	0	0	0	1.9	
at Youngstown St.	01/09/2020		04:53	1-4	.250	0-2	.000	0-0	.000	1	0	1	1.0	0	0	0	0	0	2	1.9	
at Cleveland St.	01/11/2020		03:00	0-0	.000	0-0	.000	0-0	.000	0	0	0	0.9	0	0	0	0	0	0	1.8	
at Green Bay	01/16/2020		28:05	0-1	.000	0-1	.000	0-0	.000	0	0	0	0.9	0	0	0	0	0	0	1.7	
UIC	01/23/2020		05:21	1-1	1.000	1-1	1.000	0-0	.000	0	0	0	0.9	0	0	0	0	0	3	1.8	
Totals			0	174:03	13-41	.317	9-34	.265	1-2	.500	5	12	17	0.9	5	4	1	1	0	36	1.8

Player Averages

Games Played	Minutes/game	Points/game	FG Pct	3FG Pct	FT Pct	Rebounds/game	Assists/game	Turnovers/game	Assist/Turnover ratio	Steals/game	Blocks/game
20	8.7	1.8	31.7	26.5	50.0	0.9	0.2	0.1	4.0	0.0	0.1

HOOP SCOOPS

Favorite player is Kevin Durant

Loves R&B music

Has a jersey collection of his favorite 15 players

Gm 1 vs Goshen

Official Basketball Box Score -- Game Totals -- Final Statistics
Goshen vs Oakland
11/05/19 7:00 pm at**Goshen 66 • 0-1**

#	Player	Total		3-Ptr		Rebounds			PF	TP	A	TO	Blk	Stl	Min
		FG-FGA	FG-FGA	FT-FTA	Off	Def	Tot								
02	Shedrick Porter Jr.	* 1-6	1-3	0-0	0	2	2	1	3	3	1	0	0	18	
13	Tahj Curry	* 4-7	0-2	0-0	0	2	2	1	8	4	3	1	3	22	
21	Austin Branaqan	* 3-6	0-3	1-2	3	0	3	2	7	0	0	0	0	22	
22	Michael Bowers	* 2-8	1-5	0-0	1	1	2	3	5	1	3	0	1	23	
31	Ben Cotton	* 0-4	0-4	0-0	0	1	1	3	0	2	0	0	1	12	
05	Trevor Franklin	5-10	5-10	0-0	0	0	0	1	15	0	2	0	0	16	
11	Colin Flowers	1-2	1-2	0-0	0	0	0	2	3	1	2	0	0	11	
15	Robert Sanders	0-2	0-0	0-0	4	0	4	0	0	1	4	0	1	10	
20	Phillip Hughes	0-0	0-0	0-0	0	1	1	1	0	0	0	2	0	10	
23	Kedrick Bibby	1-2	0-0	0-0	0	1	1	2	2	1	0	0	0	5	
24	Grant Monix	1-4	1-4	0-0	0	2	2	3	3	1	2	0	0	14	
30	Braden Kingery	1-2	1-2	0-0	0	2	2	0	3	1	0	0	0	5	
33	Landon Newnum	4-6	4-6	2-2	1	2	3	0	13	4	3	0	1	15	
42	Colton Noel	1-3	0-0	1-2	0	0	0	2	3	0	0	0	0	9	
44	Tanner Camp	0-0	0-0	0-0	0	2	2	1	0	0	0	0	0	8	
	Team				1	0	1								
Totals		24-62	14-41	4-6	10	16	23	3	66	17	20	3	7	200	
FG % 1st Half: 10-31 32.3%		2nd half: 14-31 45.2%		Game: 24-62 38.7%		Deadball		Rebounds							
3FG % 1st Half: 3-17 17.6%		2nd half: 11-24 45.8%		Game: 14-41 34.1%											
FT % 1st Half: 2-4 50.0%		2nd half: 2-2 100.0		Game: 4-6 66.7%											

Oakland 94 • 1-0,0-0 Horizon

#	Player	Total		3-Ptr		Rebounds			PF	TP	A	TO	Blk	Stl	Min
		FG-FGA	FG-FGA	FT-FTA	Off	Def	Tot								
04	Daniel Oladapo	f	6-10	0-0	9-14	7	5	12	0	21	5	1	0	1	28
14	Xavier Hill-Mais	f	6-11	0-2	3-4	1	7	8	1	15	2	3	2	3	28
13	Brad Brechtling	c	8-8	0-0	5-7	1	3	4	2	21	2	2	0	1	20
02	Tray Maddox Jr.	g	0-0	0-0	0-0	1	1	0	0	0	1	1	0	0	10
15	Kevin Kangu	g	5-11	2-5	1-2	1	2	3	0	13	4	3	0	1	16
05	Emmanuel Newsome		0-3	0-1	2-2	0	1	1	1	2	1	1	0	0	6
11	Blake Lampman		3-3	3-3	1-1	0	0	0	0	10	3	0	0	0	16
20	Babatunde Sowunmi		2-5	0-0	0-0	3	2	5	1	4	0	2	0	0	10
21	Madison Monroe		0-1	0-0	0-0	1	0	1	4	0	0	1	0	1	12
24	Kenny Pittman Jr.		0-4	0-2	0-2	0	2	2	1	0	0	0	0	0	13
33	Christopher Gettelfi		1-2	0-0	0-0	0	0	0	0	2	2	1	0	1	8
35	Jackie Harris		2-6	2-6	0-0	2	2	4	0	6	0	0	0	0	23
Team						3	4	7							
Totals			33-64	7-19	21-32	19	29	48	10	94	20	15	2	9	200
FG % 1st Half: 14-32 43.8%		2nd half: 19-32 59.4%		Game: 33-64 51.6%		Deadball Rebounds									
3FG % 1st Half: 3-12 25.0%		2nd half: 4-7 57.1%		Game: 7-19 36.8%		7									
FT % 1st Half: 10-15 66.7%		2nd half: 11-17 64.7%		Game: 21-32 65.6%											

Officials: Dave Cronin, Luke Schumacher, Jon Campbell
 Technical fouls: Goshen-None. Oakland-None.
 Attendance: 2554
 2019-20 Men's Basketball. Round: 0. Goshen vs Oakland. Played at Athletics Cen

Score by periods	1st	2nd	Total
Goshen	25	41	66
Oakland	41	53	94

Points	In	Off	2nd	Fast
GOSHEN	Paint	T/O	Chance	Break
OAK	20	10	8	22
	46	25	15	24

Last FG - GOSHEN 2nd-00:39, OAK 2nd-02:23.
 Largest lead - GOSHEN by 3 1st-16:41, OAK by 40 2nd-09:06.
 GOSHEN led for 03:44, OAK led for 36:08, Game was tied for 00:08.

Score tied - 1 time.
 Lead changed - 5 times.

Gm 3 vs UTSA

Official Basketball Box Score -- Game Totals -- Final Statistics
UTSA vs Oakland
11/09/19 4:30 pm at**UTSA 62 • 0-3,0-0 C-USA**

#	Player	Total		3-Ptr		Rebounds			PF	TP	A	TO	Blk	Stl	Min
		FG-FGA	FG-FGA	FT-FTA	Off	Def	Tot								
03	Byron Frohnen	f 1-2	0-0	0-0	1	2	3	5	2	1	3	0	1	1	17
23	Atem Bior	f 3-4	0-0	0-0	2	3	5	4	6	1	1	0	1	0	25
44	Luka Barisic	f 4-12	3-8	0-0	0	5	5	3	11	2	0	0	0	0	27
22	Keaton Wallace	g 3-17	2-10	2-2	1	2	3	3	10	1	3	0	1	0	36
31	Jhivvan Jackson	g 7-18	2-7	5-6	2	3	5	4	21	2	1	0	0	0	36
05	Makani Whiteside	0-0	0-0	2-2	0	0	0	1	2	0	0	0	0	0	7
10	Erik Czumbel	0-1	0-1	0-0	0	0	0	1	0	0	0	0	1	0	2
11	Adokiyi Iyaye	0-1	0-1	0-0	0	0	0	1	0	0	0	0	0	0	5
12	Phoenix Ford	0-0	0-0	1-2	0	1	1	1	1	0	2	0	0	0	35
14	Knox Hellums	1-4	1-3	1-2	0	0	0	0	4	1	0	0	1	1	22
24	Jacob Germany	2-3	0-0	1-1	0	2	2	1	5	0	1	0	0	0	10
25	Adrian Rodriguez	0-0	0-0	0-0	1	2	3	2	0	1	0	1	0	0	10
Team					5	1	6								
Totals		21-62	8-30	12-15	12	21	33	26	62	10	11	1	4	200	
FG % 1st Half: 14-30 46.7%		2nd half: 7-32 21.9%		Game: 21-62 33.9%		Deadball Rebounds									
3FG % 1st Half: 7-14 50.0%		2nd half: 1-16 6.3%		Game: 8-30 26.7%		2									
FT % 1st Half: 1-2 50.0%		2nd half: 11-13 84.6%		Game: 12-15 80.0%											

Oakland 75 • 2-1,0-0 Horizon

#	Player	Total		3-Ptr		Rebounds			PF	TP	A	TO	Blk	Stl	Min
		FG-FGA	FG-FGA	FT-FTA	Off	Def	Total								
04	Daniel Oladapo	f 2-6	0-0	1-2	2	2	4	1	5	0	2	0	1	28	
14	Xavier Hill-Mais	f 7-14	1-3	4-6	3	9	12	3	19	4	2	1	0	35	
13	Brad Brechtling	c 1-2	0-0	2-2	0	6	6	3	4	0	1	0	1	22	
02	Tray Maddox Jr.	g 4-10	1-5	7-9	0	3	3	4	16	5	1	0	1	40	
15	Kevin Kangu	g 4-9	3-5	9-10	1	2	3	3	20	2	5	0	0	38	
05	Emmanuel Newsome	0-1	0-0	0-0	0	0	0	1	0	0	0	0	0	2	
11	Blake Lampman	3-4	3-4	0-0	0	2	2	4	9	1	1	0	0	18	
20	Babatunde Sowunmi	0-0	0-0	0-0	0	0	1	0	0	0	0	0	0	3	
21	Madison Monroe	0-0	0-0	0-0	0	0	0	0	0	0	0	0	0	04	
24	Kenny Pittman Jr.	0-0	0-0	2-2	0	1	1	0	2	0	0	0	0	3	
33	Christopher Gettelfi	0-0	0-0	0-0	0	1	1	0	0	1	0	0	0	6	
35	Jackie Harris	0-2	0-2	0-0	0	0	0	1	0	0	0	0	0	5	
Team					3	4	7								
Totals		21-48	8-19	25-31	10	30	40	20	75	13	14	1	3	200	
FG % 1st Half: 11-31 35.5%		2nd half: 10-17 58.8%		Game: 21-48 43.8%		Deadball Rebounds									
3FG % 1st Half: 6-15 40.0%		2nd half: 2-4 50.0%		Game: 8-19 42.1%											
FT % 1st Half: 5-6 83.3%		2nd half: 20-25 80.0%		Game: 25-31 80.6%											

Officials: Chad Barlow, Tim Smith, John Floyd
 Technical fouls: UTSA-TEAM, Oakland-None.
 Attendance: 564
 2019-20 Men's Basketball. Round: 0. Oakland vs UTSA. Played at Silver Spurs Ar

Score by periods	1st	2nd	Total
UTSA	36	26	62
Oakland	33	42	75

Points	In	Off	2nd	Fast
UTSA	Paint	T/O	Chance	Break
OAK	16	9	15	7
	20	10	4	12

Last FG - UTSA 2nd-00:03, OAK 2nd-02:49.
 Largest lead - UTSA by 9 1st-02:56, OAK by 18 2nd-02:21.
 UTSA led for 16:38, OAK led for 19:57, Game was tied for 03:25.

Score tied - 4 times.
 Lead changed - 7 times.

Gm 2 vs Delaware

Official Basketball Box Score -- Game Totals -- Final Statistics
Oakland vs Delaware
11/08/19 5:00 pm at**Oakland 53 • 1-1,0-0 Horizon**

#	Player	Total	
---	--------	-------	--



GAME 21 vs UIC

Gm 5 at #7 Maryland



Official Basketball Box Score - Game Totals - Final Statistics

Oakland vs Maryland 11/16/19 12:00 pm at



Oakland 50 • 3-2,0-0 Horizon

#	Player	Total		3-Ptr		Rebounds		PF	TP	A	TO	Blk	Stl	Min	
		FG	FGA	FT	FTA	Off	Def								
04	Daniel Oladapo	1-3	0-0	1-7	3 3	6	0	3	2	2	0	0	0	28	
14	Xavier Hill-Mais	6-12	3-6	3-4	1 3	4	18	2	5	1	1	1	31	31	
13	Brad Brechtling	3-10	0-2	0-2	2 4	6	2	6	1	3	0	2	24	24	
02	Tray Maddox Jr.	2-7	1-5	0-0	0 2	2	1	5	0	0	0	1	24	24	
15	Kevin Kangu	1-6	0-2	0-0	0 0	0	1	2	4	4	0	4	28	28	
05	Emmanuel Newsome	0-1	0-0	2-2	0 2	2	0	2	1	0	0	0	6	6	
11	Blake Lampman	1-2	1-2	0-0	0 2	2	1	3	0	1	0	0	12	12	
20	Babatunde Sowunmi	0-1	0-0	0-0	0 1	1	0	1	0	0	0	0	8	8	
21	Madison Monroe	2-4	0-0	0-0	0 2	2	1	4	0	0	0	0	9	9	
24	Kenny Pittman Jr.	0-1	0-1	0-0	0 1	1	2	0	0	2	0	0	8	8	
33	Christopher Gettelfi	1-1	0-0	0-0	0 0	0	2	2	1	1	0	0	6	6	
35	Jackie Harris	2-4	1-3	0-0	0 1	1	0	5	0	0	1	0	16	16	
Team		3		0		3		0		3		0		16	
Totals		19-52	6-21	6-15	9 21	30	15	50	11	19	2	8	200	200	

FG % 1st Half: 10-27 37.0% 2nd half: 9-25 36.0% Game: 19-52 36.5%
3FG % 1st Half: 1-9 11.1% 2nd half: 5-12 41.7% Game: 6-21 28.6%
FT % 1st Half: 1-7 14.3% 2nd half: 5-8 62.5% Game: 6-15 40.0%

Maryland 80 • 3-0,0-0 Big Ten

#	Player	Total		3-Ptr		Rebounds		PF	TP	A	TO	Blk	Stl	Min	
		FG-FGA	FT-FTA	FG-FGA	FT-FTA	Off	Def								
21	Makhi Mitchell	1-2	0-0	1-3	0	1	1	3	3	0	0	0	0	7	
25	Jalen Smith	4-7	0-1	0-0	4	3	7	1	8	0	1	3	3	26	
01	Anthony Cowan	3-6	2-4	3-4	0	6	6	1	11	7	3	0	0	24	
02	Aaron Wiggins	4-9	2-7	0-0	0	2	2	0	10	1	2	0	3	20	
11	Darryl Morsell	6-8	2-2	0-0	1	6	7	1	14	1	1	1	2	21	
00	Joshua Tomaic	1-2	0-1	0-0	0	1	1	0	2	0	0	1	0	6	
04	Ricky Lindo Jr.	2-2	0-0	1-2	1	1	2	4	5	0	0	0	0	9	
05	Eric Ayala	3-7	0-3	0-0	0	0	0	1	6	5	4	0	0	20	
10	Serell Smith Jr.	0-3	0-3	0-0	0	2	2	2	0	2	1	0	0	11	
12	Reese Mona	2-2	1-1	0-0	0	1	1	1	5	0	0	1	0	6	
13	Hakim Hart	1-3	0-1	5-6	0	1	1	1	7	3	0	0	0	12	
14	Will Clark	1-1	0-0	0-0	0	1	1	0	2	0	0	0	0	3	
20	Travis Valmon	0-1	0-0	0-0	0	0	0	0	0	0	0	0	0	3	
22	Makheil Mitchell	1-1	0-0	2-2	0	4	4	0	4	0	0	0	1	16	
24	Donta Scott	1-3	1-3	0-0	2	2	4	2	3	0	1	0	1	16	
Team		10		1		10		1		10		1		200	
Totals		30-57	8-26	12-17	9	31	40	17	80	19	13	6	10	200	

FG % 1st Half: 13-26 50.0% 2nd half: 17-31 54.8% Game: 30-57 52.6%
3FG % 1st Half: 4-13 30.8% 2nd half: 4-13 30.8% Game: 8-26 30.8%
FT % 1st Half: 5-6 83.3% 2nd half: 7-11 63.6% Game: 12-17 70.6%

Officials: Paul Szelc,Kelly Pfifer,Brian McNutt
Technical fouls: Oakland-None. Maryland-None.
Attendance: 12989
2019-20 Men's Basketball. Round: 0. Maryland vs Oakland. Played at XFINITY Cen

Score by periods	1st	2nd	Total
Oakland	22	28	50
Maryland	35	45	80

Points	In	Off	2nd	Fast	Bench
OAK	22	15	4	4	14
MD	36	25	13	30	34

Last FG - OAK 2nd-01:02, MD 2nd-00:31.
Largest lead - OAK by 4 1st-10:24, MD by 35 2nd-03:40.
Oak led for 03:23, MD led for 35:10. Game was tied for 01:27.
Score tied - 2 times.
Lead changed - 6 times.

Gm 7 at Northern Illinois

Official Basketball Box Score - Final
Oakland at Northern Illinois
11/29/19 NIU Convocation Center, DeKalb, Ill.
6:29:20 Men's Basketball

Game Time: 7:00 PM
Game Duration: 1:42
Attendance: 793

Officials: Tim Swann, Steve Horvack, John Hampton

Oakland - 50

Record: 4-3

NO.	Name	Min	FG		3P	FT	Rebounds		Fouls	PF	RO	TP	AS	TO	ST	Blocks	BS	BA	+/-
			M/A	M/A	M/A	M/A	OR	DR											
4	Daniel Oladapo	F	30:56	4-7	0-0	5-6	3	3	6	1	4	13	0	3	0	0	0	0	-22
14	Xavier Hill-Mais	F	34:03	5-10	1-3	2-2	1	7	8	2	1	13	1	2	0	0	0	0	-22
13	Brad Brechtling	C	15:50	1-4	0-0	1-2	2	3	5	3	5	3	1	2	0	2	0	-8	-8
15	Kevin Kangu	G	28:37	0-8	0-4	2-2	0	6	6	0	2	2	2	3	1	0	0	-19	-19
24	Kenny Pittman Jr.	G	11:26	1-2	1-2	0-0	0	1	1	0	3	0	1	1	0	0	0	-7	-7
20	Babatunde Sowunmi	G	08:37	0-2	0-0	0-0	0	0	0	0	0	0	0	2	0	0	0	-3	-3
2	Tray Maddox Jr.	F	31:42	3-7	0-3	5-6	1	3	4	2	3	11	1	1	0	0	0	-17	-17
11	Blake Lampman	F	18:34	1-5	1-5	0-0	0	1	1	1	2	3	1	0	0	0	0	-11	-11
33	Christopher Gettelfi	G	05:52	0-0	0-0	0-0	0	0	0	0	0	0	0	0	0	0	0	-4	-4
35	Jackie Harris	G	08:47	0-4	0-3	0-0	1	2	3	0	0	0	0	0	0	0	0	-6	-6
5	Emmanuel Newsome	G	05:31	0-1	0-1	2-2	0	0	0	0	1	2	0	0	0	0	0	-1	-1
Team							1	2	3	0	0	1	0	1	0	0	0	0	0
Totals			15-50	3-21	17-20	9	28	37	10	18	50	6	13	5	2	0	0	-24	-24

Technical Fouls: Hill-Mais 2nd 8:19

Northern Illinois - 74

Record: 6-2

NO.	Name	Min	FG		3P	FT	Rebounds		Fouls	PF	RO	TP	AS	TO	ST	Blocks	BS	BA	+/-
			M/A	M/A	M/A	M/A	OR	DR											
4	Lacey James	F	24:28	2-9	1-2	0-2	4	9	13	4	2	5	0	1	1	0	1	17	17
11	Noah McCarthy	F	26:45	3-6	1-1	0-2	1	6	7	1	1	7	2	0	0	0	0	14	14
1	Trendon Hankerson	G	27:39	5-7	4-5	0-0	0	2	1	1	14	4	0	1	0	0	0	20	20
2	Gaige Dawg	G	15:33	2-3	1-4	0-0	0	1	1	3	0	5	0	1	0	0	0	0	0
10	Eugene German	G	30:17	9-14	3-5	0-0	0	2	2	2	1	21	3	3	0	0	0	24	24
24	Darius Beane	F	19:49	2-4	0-1	0-1	0	4	4	0	2	4	2	2	1	0	0	14	14
5	Nathan Scott	F	11:05	2-5	1-3	0-0	0	2	3	0	5	0	0	1	0	1	0	9	9
0	Chris Johnson	G	08:23	0-0	0-0	0-0	0	0	0	0	3	1	0	1	0	0	0	1	1
5	Zaire Mason	F	10:28	2-5	2-4	0-0	0	2	2	0	0	6	2	0	0	0	0	2	2
23	Tyler Cochran	F	16:14	2-5	0-1	1-2	0	1	1	0	1	5	1	0	0	0	0	12	12
32	Keenon Cole	F	08:19	1-2	0-1	0-0	0	0	0	2	0	2	0	0	0	0	0	7	7
Team							1	0	1	0	0	0	0	0	0	0	0	0	0
Totals			30-60	13-24	1-7	6	29	35	19	9	74	15	9	6	0	2	24	24	24

Technical Fouls: James 2nd 8:19

Biggest lead		OAK	NIU
		2 (1st 15:16)	26 (2nd 4:17)
Best Scoring Run		6 (1st 8:11)	9 (2nd 15:20)
Lead Changes		6	
Times Tied		1	
Time with Lead		01:35	37:42
Points from		OAK	NIU
Turnovers		5	24
Fast Breaks		7	15
Bench		16	22
Period Point Scoring		OAK	NIU
		29	21
		50	74

Gm 6 vs Hartford



Official Basketball Box Score - Game Totals - Final Statistics

Hartford vs Oakland 11/18/19 7:00 pm at



Hartford 50 • 3-2,0-0 America

#	Player		Total		3-Ptr		Rebounds		PF	TP	A	To	Blk	Stl	Min
			FG-FA	FG-FA	FT-FTA	Off Def	Tot								
00	Hunter Marks	f	5-11	1-6	0-2	1	12	13	1	11	3	4	1	0	40
12	Miroslav Staf	f	4-10	0-0	1-2	3	0	3	2	9	0	4	0	0	28
03	Romain Boxus	g	1-5	1-5	2-2	0	0	0	3	5	2	1	0	2	27
04	Moses Flowers	g	2-6	2-4	1-2	0	2	2	5	7	2	2	0	2	19
25	Traci Carter	g	2-10	1-1	0-0	0	1	1	4	5	4	0	0	6	34
02	D.J. Mitchell		4-10	3-7	0-0	0	3	3	4	11	1	1	0	1	29
10	Nikola Colovic		0-0	0-0	0-0	0	0	0	1	0	0	0	0	0	5
11	PJ Henry		1-5	0-0	0-0	0	0	0	3	2	1	0	0	1	14
23	Michael Dunne		0-1	0-1	0-0	0	1	1	2	0	0	1	0	0	3
33	Key Sullivan		0-0	0-0	0-0	0	0	0	0	0	0	0	0	0	1
	Team					2	4	6							
	Totals		19-58	8-24	4-8	6	23	29	25	50	13	13	1	12	200

Gm 9 at Western Michigan



Official Basketball Box Score - Game Totals - Final Statistics
Oakland vs Western Mich.
12/03/19 7:00 pm at



Oakland 72 • 5-4,0-0 Horizon

#	Player	Total	FG	3-PT	Rebounds	PF	TP	A	To	Bk	Stl	Min
04	Daniel Oladapo	4-8	0-1	3-4	1 5 6	2	11	2	2	1	1	35
14	Xavier Hill-Mais	11-13	0-1	4-5	2 7 9	4	26	4	2	0	0	34
13	Brad Brechtling	1-3	0-0	2-3	1 1 2	3	4	0	1	0	0	16
02	Tray Maddox Jr.	3-9	2-4	0-1	0 3 3	0	8	0	1	0	0	28
09	Kevin Kangu	1-3	0-1	5-6	1 4 5	0	7	1	2	0	0	24
05	Emmanuel Newsome	0-0	0-0	0-1	0 2 2	1	0	0	0	0	0	8
11	Blake Lampman	4-8	2-6	0-0	0 2 2	4	10	1	0	0	1	38
20	Babatunde Sowunmi	0-0	0-0	0-0	0 0 0	1	0	0	0	0	0	11
33	Christopher Gettelfi	0-1	0-0	4-4	0 4 4	2	4	0	2	1	1	0+
35	Jackie Harris	1-1	0-0	0-0	0 1 1	0	2	1	0	0	0	6
Team					1 1 2							200
Totals		25-46	4-13	18-24	6 30 36	17	72	9	10	2	3	200

FG % 1st Half: 15-24 62.5% 2nd half: 10-22 45.3% Game: 25-46 54.3%
3FG % 1st Half: 2-4 50.0% 2nd half: 2-9 22.2% Game: 4-13 30.8%
FT % 1st Half: 4-5 80.0% 2nd half: 14-19 73.7% Game: 18-24 75.0%

Western Mich. 62 • 4-5,0-0 MAC

#	Player	Total	FG	3-PT	Rebounds	PF	TP	A	To	Bk	Stl	Min
36	Brandon Johnson	7-14	4-8	0-0	6 9 15	4	18	2	0	1	0	37
22	Titus Wright	0-0	0-0	0-0	0 2 2	3	0	1	0	0	0	13
03	B. Artis White	1-7	1-5	0-0	0 1 1	1	3	0	0	0	1	14
12	Michael Flowers	3-11	1-7	0-0	5 2 2	4	12	4	2	0	1	33
30	Tyson Whitens	1-4	1-2	0-2	3 0 3	3	3	2	0	0	3	71
01	Chase Barrs	2-3	0-0	2-2	1 3 4	2	6	1	2	0	0	13
04	Jared Printy	3-6	3-6	1-1	0 0 0	1	10	1	1	0	0	21
11	Rafael Cruz Jr.	2-11	0-2	2-2	0 2 2	4	8	0	0	0	1	25
25	Patrick Emilian	1-3	0-2	0-0	1 0 1	0	2	0	0	0	1	5
20	William Boyer-Richer	0-2	0-0	0-0	0 0 0	1	0	0	0	0	1	14
24	Adida Ikongshul	0-0	0-0	0-1	0 0 0	0	0	0	0	0	0	4
Team					2 0 2							200
Totals		20-61	8-35	14-21	15 19 34	21	62	11	5	1	8	200

FG % 1st Half: 12-35 34.3% 2nd half: 8-26 30.8% Game: 20-61 32.8%
3FG % 1st Half: 3-16 18.8% 2nd half: 5-19 26.3% Game: 8-35 22.9%
FT % 1st Half: 3-5 60.0% 2nd half: 11-16 68.8% Game: 14-21 66.7%

Officials: Brad Clausen, Jim Schipper, Frank Spencer
Technical fouls: Oakland-None, Western Mich.-None.
Attendance: 2114
2019-20 Men's Basketball, Round: O. Oakland vs Western Mich., Played at Reed F

Score by periods	1st	2nd	Total
Oakland	36	36	72
Western Mich.	30	32	62

Lead: OAK 2nd-00:00, WMU 2nd-00:00.
Largest lead - OAK by 30 1st-03:36, WMU by 3 1st-18:36.
OAK led for 35:44, WMU led for 02:45. Game was tied for 01:24.

Score tied - 8 times.
Lead changed - 3 times.

Gm 11 vs #16 Michigan State



Official Basketball Box Score - Final
Oakland vs Michigan State
12/14/19 Little Caesars Arena, Detroit
12/14/19 Men's Basketball

Game Time 12/14 AM
Game Duration 1:27
Attendance 18,146

Officials: Larry Swartz, DJ Castaneda, Rob Hing

Michigan St. - 78

Records: 7-9

No.	Name	Min	FG	3P	FT	Rebounds	Fouls	TP	AS	TS	Blocks	+/-
						OR	DR					
1	Aaron Henry	25-58	4-9	2-5	0-0	2	2	4	1	1	0	22
23	Xavier Tillman	32-13	4-4	0-0	1-5	4	9	13	2	4	1	2
30	Marcus Bingham Jr.	13-11	2-3	1-1	0-0	4	4	8	0	0	2	2
44	Gabe Brown	27-10	3-8	0-5	3-3	0	6	6	0	1	0	1
5	Cassius Winston	28-45	3-13	1-9	2-2	0	0	0	1	9	4	3
25	Malik Hall	07-54	1-1	0-0	0-0	2	2	2	0	2	1	2
0	Kyle Ahrens	18-08	2-6	1-4	0-0	2	3	5	0	2	5	0
15	Thomas Kithier	08-42	4-4	0-0	0-0	2	4	6	3	1	8	1
3	Foster Loyer	11-48	1-4	1-4	4-4	0	1	1	2	1	7	2
41	Conner George	09-11	1-3	1-3	0-0	1	4	5	3	0	3	0
34	Julius Marble	06-49	0-0	0-0	0-0	0	1	1	0	0	2	0
14	Brook Washington	03-32	0-1	0-1	2-2	1	0	1	0	1	2	1
10	Jack Holberg	02-49	1-1	0-0	1-2	0	0	0	1	3	0	0
13	Steven Izzo	01-55	0-1	0-1	0-0	0	3	3	0	0	0	0
40	Braden Burke	01-55	0-0	0-0	0-0	0	0	0	0	0	0	0
	Team					3	2	5				
	Totals	26-58	7-33	13-18	13	41	54	14	13	72	21	0

Technical Fouls: NONE

Shooting By Period

#	Player	1st	2nd	3rd	4th	Total
11	Aaron Henry	4-9	2-5	0-0	2-2	8-16
23	Xavier Tillman	4-4	0-0	1-5	4-9	9-18
30	Marcus Bingham Jr.	2-3	1-1	0-0	4-4	7-12
44	Gabe Brown	3-8	0-5	3-3	0-6	6-22
5	Cassius Winston	3-13	1-9	2-2	0-0	6-24
25	Malik Hall	1-1	0-0	0-0	2-2	4-5
0	Kyle Ahrens	2-6	1-4	0-0	2-3	5-13
15	Thomas Kithier	4-4	0-0	0-0	2-4	6-12
3	Foster Loyer	1-4	1-4	4-4	0-1	10-13
41	Conner George	1-3	1-3	0-0	1-4	3-10
34	Julius Marble	0-0	0-0	0-0	1-1	1-2
14	Brook Washington	0-1	0-1	2-2	1-0	3-4
10	Jack Holberg	1-1	0-0	1-2	0-0	2-3
13	Steven Izzo	0-1	0-1	0-0	0-3	1-4
40	Braden Burke	0-0	0-0	0-0	0-0	0-0
Team		3	2	5	0	10
Totals		26-58	7-33	13-18	13 41 54	14 13 72

Technical Fouls: Team 2nd-9:21

MSU	OAK
Biggest lead	28 (2 nd 7:41)
Best Shooting Run	12 (1 st 8:14)
Lead Changes	2
Time Tied	5
Time with Lead	35:28

Game Notes: 1st second half, Range Team

Gm 10 at Bowling Green



Official Basketball Box Score - Game Totals - Final Statistics
Oakland vs Bowling Green
12/07/19 4:00 pm at



Oakland 65 • 5-5,0-0 Horizon

#	Player	Total	FG	3-PT	Rebounds	PF	TP	A	To	Bk	Stl	Min
14	Xavier Hill-Mais	8-13	1-4	5-7	2 10 12	4	22	1	3	0	1	35
13	Brad Brechtling	2-4	0-0	0-0	2 3 5	4	4	1	2	0	0	17
02	Tray Maddox Jr.	6-12	3-7	4-4	2 3 5	2	19	2	5	1	1	37
11	Blake Lampman	2-8	1-7	1-3	0 5 5	1	6	0	0	0	0	36
15	Kevin Kangu	2-6	1-2	0-1	0 5 5	2	5	7	2	0	0	35
04	Daniel Oladapo	3-7	0-0	3-4	1 2 3	4	9	1	2	1	0	31
24	Kenny Pittman Jr.	0-0	0-0	0-0	0 0 0	0	0	0	0	0	0	1
33	Christopher Gettelfi	0-0	0-0	0-0	0 1 1	0	0	1	1	0	1	5
35	Jackie Harris	0-0	0-0	0-0	0 0 0	0	0	0	0	0	0	3
Team					1 0 1							200
Totals		23-50	6-20	13-19	8 29 37	17	65	13	15	2	3	200

FG % 1st Half: 10-25 40.0% 2nd half: 13-25 52.0% Game: 23-50 46.0%
3FG % 1st Half: 3-10 30.0% 2nd half: 3-10 30.0% Game: 6-20 30.0%
FT % 1st Half: 7-11 63.6% 2nd half: 6-8 75.0% Game: 13-19 68.4%

Bowling Green 68 • 7-2,0-0 MAC

#	Player	Total	FG	3-PT	Rebounds	PF	TP	A	To	Bk	Stl	Min
11	Trey Diggs	3-8	2-5	0-0	0 0 0	3	8	0	0	0	1	22
25	Daegwon Plowden	9-13	3-4	2-2	3 7 10	0	23	0	1	0	2	36
02	Taylor Mattos	5-6	0-0	2-3	1 8 9	4	12	0	1	2	1	26
03	Caleb Fields	2-5	2-4	0-0	0 1 1	1	6	2	1	0	2	29
06	Dylan Frye	4-14	1-8	1-2	0 1 1	2	10	7	1	0	0	33
00	Michael Lester	0-3	0-1	6-7	1 1 2	1	6	2	0	0	2	20
04	Davin Zeigler	0-1	0-0	1-2	0 0 0	0	1	0	0	0	6	6
13	Chandler Turner	0-3	0-1	0-0	0 1 1	1	0	0	0	0	0	9
22	Markon Sierra	1-3	0-1	0-0	1 4 5	3	2	0	1	0	1	15
35	Dylan Swingle	0-1	0-0	0-0	0 1 1	2	0	0	0	0	0	4
Team					0 0 0							200
Totals		24-57	8-24	12-16	6 24 30	17	68	12	5	2	9	200

FG % 1st Half: 16-27 59.3% 2nd half: 8-30 26.7% Game: 24-57 42.1%
3FG % 1st Half: 3-11 27.3% 2nd half: 3-10 30.0% Game: 6-21 28.6%
FT % 1st Half: 2-4 50.0% 2nd half: 10-12 83.3% Game: 12-16 75.0%

Officials: Edwin Young, Bobby Daw, Lewis Garrison
Technical fouls: Oakland-None, Bowling Green-None.
Attendance: 2124
2019-20 Men's Basketball, Round: O. Bowling Green vs Oakland, Played at Stro

Score by periods	1st	2nd	Total
Oakland	30	35	65
Bowling Green	39	29	68

Lead: OAK 2nd-00:00, BGSU 2nd-00:53.
Largest lead - OAK by 4 2nd-01:41, BGSU by 13 1st-03:16.
OAK led for 05:49, BGSU led for 32:36. Game was tied for 01:55.

Score tied - 8 times.
Lead changed - 4 times.

Gm 12 at Syracuse



Official Basketball Box Score - Final
Oakland vs Syracuse
12/19/19 Carrier Dome, Syracuse
12/19/19 Men's Basketball

Game Time 12/19 AM
Game Duration 1:28
Attendance 13,000

Officials: Mike Sachs, Terry Myer, Sean Hall

Oakland - 81

Records: 8-7

NO.	Name	Min	FG	3P	FT	Rebounds			Fouls	TP	AS	TO	ST	Shooting By Period		
						Off	Def	tot						1st	2nd	3rd
04	Daniel Cladapo	25-50	1-6	0-0	1-2	1	2	3	0	2	3	1	0	0	0	1st FG 11-24 45.9%
14	Xavier Hill-Mais	29-39	6-9	0-0	4-4	2	4	6	5	4	16	3	2	0	0	2nd FT 11-14 78.6%
13	Brad Brechtling	31-38	6-7	0-0	8-8	0	6	4	5	20	1	2	0	1	0	3rd FT 8-20 40.0%
2	Tray Maddox Jr.	30-36	3-5	2-3	1-1	1	1	2	2	1	9	4	4	3	0	3rd PT 2-8 25.2%
11	Blake Lampman	14-22	0-1	2-3	1 3 4	2	2	2	2	2	10	0	0	0	0	3rd FT 10-10 100%
5	Emmanuel Newsome	00-43	0-1	0-0	0-0	0	0	0	1	0	0	0	0	0	0	3rd PT 4-4 100%
11	Blake Lampman	28-41	1-7	1-7	2-4	0	2	2	0	3	5	0	1	0	0	3rd FT 4-8 50.0%
15	Kevin Kangu	11-41	1-3	0-2	2-2	0	2	2	0	0	4	1	2	0	0	3rd FT 2-4 50.0%
33	Christopher Gettelfi	05-34	1-2	1-2	0-0	0	2	0	0	0	0	0	0	0	0	
35	Jackie Harris	04-24	0-1	0-1	0	1	1	2	0	0	0	2	0	0	0	
20	Babunde Sowomni	00-41	0-0	0-0	0-0	0	0	0	0	0	0	1	0	0	0	
44	Kenny Pittman Jr.	16-56	0-1	0-0	0-0	0	2	2	1	0	1	1	0	0	0	
Team																
Totals		10-44	41-18	20-24	7	27	34	16	16	62	15	16	4	1	3	-12



GAME 21 vs UIC

Gm 13 vs Fairfield

Date: 12/21/19
Time: 2 p.m.
Attendance: 2788
Site: Rochester, Mich. (Blacktop at the O'rena)
Referees: Scott Sivilie, Andy O'Brien, Michael Griffith

Fairfield 61

#	Player	GS	MIN	FG	3PT	FT	ORB-DRB	REB	PF	A	TO	BLK	STL	PTS
24	Cruz, Jesus	*	40	11-25	0-3	1-2	2-3	5	4	1	4	0	5	23
02	Benning, Taj	*	41	3-12	1-4	3-4	1-3	4	2	1	1	1	0	10
01	Maldoh, Chris	*	18	3-3	1-1	0-0	0-1	1	1	0	0	0	0	7
05	Kavalauskas, Aidan	*	37	2-5	2-5	0-0	0-2	2	1	0	3	0	2	6
23	Eze, Vincent	*	28	1-5	0-0	3-6	0-3	3	4	2	0	0	3	5
12	Senghore-Peterson, Ke		17	3-8	0-2	0-0	3-5	8	2	0	1	0	0	6
15	Methani, Wassef		24	2-4	0-0	0-0	1-3	4	4	0	7	1	0	4
11	Whipple, Calvin		12	0-0	0-0	0-0	0-3	3	0	1	0	0	0	0
10	Jeanne-Rose, Allan		8	0-1	0-1	0-0	0-0	0	0	2	0	0	0	0
TM	TEAM		0	0-0	0-0	0-0	2-3	5	0	0	2	0	0	0
Totals		-	225	25-63	4-16	7-12	9-26	35	18	7	18	2	10	61

Team Summary	FG	3PT	FT
First Half	14-27 51.85 %	3-7 42.86 %	0-2 0.00 %
Second Half	9-24 37.50 %	0-7 0.00 %	4-5 66.67 %
OT 1	3-6 50.00 %	1-2 50.00 %	3-4 75.00 %
Total	25-63 39.7 %	4-16 25.0 %	7-12 58.3 %

Technical Fouls: none
Lead Changed: 4 times(s)
Second Chance Points: 8
Points off Turnovers: 19
Scores Tied: 7 times(s)
Bench Points: 10
Points in the Paint: 38
Largest Lead: 5 OT-02:40
Fast Break Points: 6

Oakland 59

#	Player	GS	MIN	FG	3PT	FT	ORB-DRB	REB	PF	A	TO	BLK	STL	PTS
14	Hill-Mais, Xavier	*	30	6-12	0-1	6-8	2-5	7	4	2	4	1	1	18
04	Oladapo, Daniel	*	22	6-8	0-0	4-5	3-5	8	3	0	2	0	1	16
13	Brechtig, Brad	*	38	5-9	0-1	0-0	3-10	13	2	2	3	3	0	10
02	Maddox Jr., Tray	*	25	1-6	1-2	0-0	1-1	2	3	0	4	1	2	3
21	Monroe, Madison	*	15	0-0	0-0	0-0	0-1	1	1	0	1	0	0	0
15	Kangu, Kevin		37	4-13	1-6	0-1	1-2	3	3	5	4	0	1	9
35	Harris, Jackie		11	1-2	1-2	0-0	0-0	0	0	0	1	0	0	3
11	Lampman, Blake		27	0-8	0-0	0-0	0-0	0	1	0	0	0	1	0
24	Pittman Jr., Kenny		18	0-0	0-0	0-0	0-0	0	0	1	1	0	0	0
33	Gettlefinger, Chris		2	0-1	0-1	0-0	0-0	0	0	0	0	0	0	0
TM	TEAM		0	0-0	0-0	0-0	1-3	4	0	0	0	0	0	0
Totals		-	225	23-59	3-21	10-14	11-27	38	17	10	20	5	6	59

Team Summary	FG	3PT	FT
First Half	12-27 44.44 %	0-5 0.00 %	7-8 87.50 %
Second Half	9-24 37.50 %	2-11 18.18 %	0-1 0.00 %
OT 1	2-8 25.00 %	1-5 20.00 %	3-5 60.00 %
Total	23-59 39.0 %	3-21 14.3 %	10-14 71.4 %

Technical Fouls: none
Lead Changed: 4 times(s)
Second Chance Points: 11
Points off Turnovers: 10
Scores Tied: 3 times(s)
Bench Points: 12
Points in the Paint: 38
Largest Lead: 13 2nd-05:53
Fast Break Points: 6

Gm 15 vs Wright State

Date: 01/03/20
Time: 7:00 pm
Attendance: 3393
Site: Athletics Center O'Rena , Rochester, MI
Referees: Donnie Eppley, Steve McClunkins, Rob Riley

Wright St. 96

#	Player	GS	MIN	FG	3PT	FT	ORB-DRB	REB	PF	A	TO	BLK	STL	PTS
01	Wampler, Bill	*	25	7-12	2-4	5-5	3-2	5	3	0	0	0	0	21
00	Hall, Jaylon	*	27	7-9	2-4	0-0	1-2	3	1	4	1	0	2	16
31	Gentry, Cole	*	27	4-4	3-3	2-2	0-2	2	0	7	1	0	1	13
02	Holden, Tanner	*	24	4-5	1-1	4-8	1-4	5	2	0	2	0	2	13
11	Love, Loudon	*	24	3-8	0-0	2-2	3-2	5	2	3	4	0	0	8
03	Ash, Jordan		21	4-5	0-0	2-2	3-6	9	2	2	2	0	1	10
21	Basile, Grant		12	4-6	0-0	0-1	1-3	4	5	1	1	2	0	8
10	Calvin, Trey		19	2-8	1-5	0-0	0-1	1	0	3	0	0	2	5
23	Manns, James		12	1-5	0-1	0-0	0-1	1	2	0	1	1	0	2
20	Neff, Andy		5	0-0	0-0	0-0	0-1	1	0	0	1	0	0	0
32	Nagy, TJ		4	0-1	0-1	0-0	0-0	0	0	1	0	0	0	0
TM	TEAM		0	0-0	0-0	0-0	2-2	4	0	0	1	0	0	0
Totals		-	200	36-63	9-19	15-20	14-26	40	17	21	14	3	8	96

Team Summary	FG	3PT	FT
First Half	21-35 60.00 %	6-13 46.15 %	5-8 62.50 %
Second Half	15-28 53.57 %	3-6 50.00 %	10-12 83.33 %
Total	36-63 57.1 %	9-19 47.4 %	15-20 75.0 %

Technical Fouls: none
Lead Changed: 9 times(s)
Second Chance Points: 22
Points off Turnovers: 20
Scores Tied: 3 times(s)
Bench Points: 25
Points in the Paint: 52
Largest Lead: 0 0
Fast Break Points: 15

Oakland 69

#	Player	GS	MIN	FG	3PT	FT	ORB-DRB	REB	PF	A	TO	BLK	STL	PTS
02	Maddox Jr., Tray	*	30	6-11	2-5	0-1	0-1	1	2	4	0	0	1	14
14	Hill-Mais, Xavier	*	24	5-12	0-2	4-4	1-5	6	1	0	1	2	1	14
13	Brechtig, Brad	*	20	5-9	0-2	3-3	1-1	2	2	1	2	1	2	13
04	Oladapo, Daniel	*	20	4-6	0-0	2-2	1-2	3	4	1	2	1	0	10
15	Kangu, Kevin	*	11	1-5	0-1	0-0	0-0	0	0	4	4	0	1	2
21	Monroe, Madison		25	3-7	1-2	3-4	2-0	2	3	2	1	0	1	10
20	Sowunmi, Babatunde		15	2-3	0-0	1-2	4-2	6	4	0	2	0	1	5
24	Pittman Jr., Kenny		14	0-1	0-1	1-2	0-1	1	1	0	0	0	0	1
11	Lampman, Blake		12	0-3	0-2	0-0	0-1	1	1	3	2	0	2	0
35	Harris, Jackie		9	0-2	0-2	0-0	0-1	1	0	1	0	0	0	0
05	Newsome, Emmanuel		7	0-0	0-0	0-0	0-0	0	0	2	1	0	0	0
10	Goodline, Zach		7	0-0	0-0	0-0	0-1	1	1	1	1	0	0	0
33	Gettlefinger, Christopher		6	0-1	0-1	0-0	0-0	0	0	2	1	0	0	0
TM	TEAM		0	0-0	0-0	0-0	3-1	4	0	0	0	0	0	0
Totals		-	200	26-60	3-18	14-18	12-16	28	19	21	16	5	10	69

Team Summary	FG	3PT	FT
First Half	14-27 51.85 %	1-8 12.50 %	4-5 80.00 %
Second Half	12-33 36.36 %	2-10 20.00 %	10-13 76.92 %
Total	26-60 43.3 %	3-18 16.7 %	14-18 77.8 %

Technical Fouls: none
Lead Changed: 9 times(s)
Second Chance Points: 7
Points off Turnovers: 6
Scores Tied: 3 times(s)
Bench Points: 16
Points in the Paint: 40
Largest Lead: 0 0
Fast Break Points: 6

Gm 14 vs Detroit Mercy

Date: 12/28/19
Time: 3:00 pm
Attendance: 3792
Site: Athletics Center O'Rena , Rochester, MI
Referees: Michael Kitts, Scott Sivilie, Bill Ek

Detroit Mercy 69

#	Player	GS	MIN	FG	3PT	FT	ORB-DRB	REB	PF	A	TO	BLK	STL	PTS
00	Davis, Antoine	*	40	4-17	4-13	12-12	0-1	1	3	6	4	0	3	24
01	Moore, Marquis	*	23	3-8	2-6	4-4	1-1	2	4	0	2	0	1	12
41	Isiani, Willy	*	21	2-9	1-8	2-3	2-3	5	3	1	2	0	0	7
21	Brandon, Chris	*	36	3-5	0-2	0-1	9-9	18	3	0	0	3	2	6
13	LeGrand, Alondra	*	18	0-2	0-0	0-0	1-3	4	2	0	0	0	0	0
05	Gorman, Jordan		24	5-14	5-11	0-0	0-3	3	1	0	0	0	0	15
10	Ngudjoi, Boe		17	1-4	0-1	1-2	3-1	4	3	3	1	0	0	3
02	Miller, Justin		18	0-4	0-2	2-2	3-3	6	2	1	4	0	0	2
14	Hofman, Sam		3	0-3	0-3	0-0	0-1	1	0	0	0	0	0	0
TM	TEAM		0	0-0	0-0	0-0	0-0	0	0	0	1	0	0	0
Totals		-	200	18-66	12-46	21-24	19-25	44	21	11	14	3	6	69

Team Summary	FG	3PT	FT
First Half	6-27 22.22 %	3-16 18.75 %	11-12 91.67 %
Second Half	12-39 30.77 %	9-30 30.00 %	10-12 83.33 %
Total	18-66 27.3 %	12-46 26.1 %	21-24 87.5 %

Technical Fouls: none
Lead Changed: 0 times(s)
Second Chance Points: 13
Points off Turnovers: 16
Scores Tied: 0 times(s)
Bench Points: 20
Points in the Paint: 10
Largest Lead: 0 0
Fast Break Points: 8

Oakland 78

#	Player	GS	MIN	FG	3PT	FT	ORB-DRB	REB	PF	A	TO	BLK	STL	PTS
14	Hill-Mais, Xavier	*	36	8-15	0-2	3-7	3-7	10	3	3	2	1	0	19
02	Maddox Jr., Tray	*	36	6-13	2-7	4-8	0-4	4	1	1	3	1	2	18
15	Kangu, Kevin	*	31	3-7	1-3	0-0	1-4	5	2	6	4	1	0	7
04	Oladapo, Daniel	*	18	3-4	0-1	0-1	0-2	2	0	1	0	0	0	6
13	Brechtig, Brad	*	23	1-4	0-1	2-2	1-9	10	2	2	3	1	0	4
11	Lampman, Blake		34	4-9	4-9	0-0	0-2	2	4	5	0	0	0	12
24	Pittman Jr., Kenny		8	2-2	1-1	2-2	0-1	1	4	1	0	0	1	7
35	Harris, Jackie		5	2-3	1-1	0-0	0-0	0	2	0	0	0	0	5
10	Goodline, Zach		9	0-0	0-0	0-0	0-0	0	0	3	2	0	0	0
TM	TEAM		0	0-0	0-0	0-0	3-1	4	0	0	0	0	0	0
Totals		-	200	29-57	9-25	11-20	8-30	38	18	22	14	4	4	78

Team Summary	FG	3PT	FT
First Half	18-31 58.06 %	7-13 53.85 %	3-5 60.00 %
Second Half	11-26 42.31 %	2-12 16.67 %	8-15 53.33 %
Total	29-57 50.9 %	9-25 36.0 %	11-20 55.0 %

Technical Fouls: (1) TEAM
Lead Changed: 0 times(s)
Second Chance Points: 11
Points off Turnovers: 23
Scores Tied: 0 times(s)
Bench Points: 24
Points in the Paint: 38
Largest Lead: 0 0
Fast Break Points: 9

Gm 16 vs Northern Kentucky

Date: 01/05/20
Time: 3:00 pm
Attendance: 2679
Site: Athletics Center O'Rena , Rochester, MI
Referees: Bobby Daw, Steve Honacki, Terry Wymer

Northern Ky. 75

#	Player	GS	MIN	FG	3PT	FT	ORB-DRB	REB	PF	A	TO	BLK	STL	PTS
05	Langdon, Bryson	*	33	5-8	4-6	7-7	0-2	2	1	5	2	0	0	21
12	Faulkner, Trevon	*	37	5-9	1-3	1-2	1-6	7	1	5	1	0	1	12
11	Tate, Jalen	*	30	4-10	0-2	3-5	1-3	4	2	5	3	0	2	11
15	Sharpe, Tyler	*	36	1-10	0-5	3-4	1-4	5	3	3	3	0	2	5
00	Adheke, Silas	*	15	2-2	0-0	0-1	3-2	5	4	0	0	0	0	4
04	Nelson, Kedian	*	22	5-7	0-0	2-2	3-5	2	2	3	0	0	0	12
01	Eleedja, Adham	*	20	3-5	1-2	1-2	3	1	0	0	0	0	0	10
14	Harris, Karl	*	7	1-1	0-0	0-0	0-1	1	1	0	1	0	0	2
TM	TOTAL		0	0-0	0-0	0-0	2-3	3	0	2	0	0	0	2
	Totals	-	200	26-52	8-21	15-22	11-24	35	15	19	12	1	5	75

Gm 17 at Youngstown State



Official Basketball Box Score - Final
Oakland at Youngstown St.
01/10/2019 Youngstown Center, Youngstown
2019-20 Men's Basketball

Game Time: 12:00 AM
Game Duration: 1:48
Attendance: 2,815

Officials: Paul Stoltz, Jon Campbell, Jerry Scherzinger

Oakland - 60													Record: 6-11 (1-3)															
NO.	Name	Min	FG	3P	FT	Rebounds	Fouls	TP	AS	TO	ST	Blocks	BS	BA	+	-	Shooting By Period											
			1st	2nd	3rd	4th	5th	6th	7th	8th	9th	10th	11th	12th			1st	2nd	3rd	4th	5th	6th	7th	8th	9th	10th	11th	12th
14	Xavier Hill-Mais	F 28:58	6-11	2-4	1-2	1 2 3	4 3	15	3	2	2	0	0	0	6		1st FG%: 10.25	40.0%										
13	Brad Brechtling	G 19:31	4-9	1-2	0-0	2 2 4	3 0	9	2	4	0	1	2	8		3PT%: 5.14	35.7%											
2	Tray Maddox Jr.	G 21:31	4-9	1-3	2-2	0 0 0	1 11	3	0	0	0	0	0	6		2nd FG%: 14.31	45.2%											
15	Kevin Kangu	G 15:23	0-6	0-3	0-0	0 3 3	0 0	1	1	1	1	0	1	0		3PT%: 4.0	44.4%											
21	Madison Monroe	G 19:21	4-7	2-3	0-0	1 3 4	0 0	10	2	2	0	0	0	8		FT%: 0.0	0%											
20	Babatunde Sowunmi	06:00	0-1	0-0	0-2	1 0 1	0 2	0	1	0	0	0	0	9		GM FG%: 24.56	42.9%											
24	Kenny Pittman Jr.	05:11	0-0	0-0	0-0	0 1 1	0 0	0	0	0	0	0	0	8		3PT%: 9.23	38.1%											
10	Zach Goodline	24:35	0-1	0-0	0-0	0 1 1	2 4	0	2	1	0	0	0	1		FT%: 3.6	50.0%											
11	Blake Lampman	33:59	3-6	3-6	0-0	0 1 1	3 0	9	1	0	2	0	0	0		Dead Ball Rebounds:	2.0											
35	Jackie Harris	04:53	1-4	0-2	0-0	1 0 1	0 0	2	0	0	0	0	1	4														
4	Daniel Oladapo	20:38	2-2	0-0	0-0	2 6 8	3 1	4	1	2	3	0	0	0														
Team			2 2 4			0 0 0			0 1			0 0																
Totals			24-56			9-23			31-15			60-15			14 8 1 4 1 1			Technical Fouls: NONE										

Youngstown St. - 61										Record: 10-7 (3-1)											
NO. Name	Min	FG	3P	FT	Rebounds	Fouls	TP	AS	TO	ST	Blocks	BS	BA	+	-						
31 Michael Akuchie	F 38:20	7-12	4-8	2-2	4 6 10	2 1	20	0	1	1	2	0	5								
33 Naz Bohannon	F 30:29	1-5	0-0	2-4	7 2 9	2 6	4	3	0	0	1	0	3								
3 Darius Qusenberry	G 34:02	6-13	1-4	2-2	1 1 2	1 15	3	6	2	0	0	0	4								
13 Dorel Galtcart	G 20:47	2-9	1-4	2-2	2 2 4	1 2	7	1	1	0	0	0	3								
32 Garrett Covington	G 25:23	1-11	0-4	0-0	2 2 4	0 3	2	2	1	0	1	0	10								
22 Devin Morgan	12:31	1-3	1-3	0-0	0 2 2	0 0	3	1	0	1	0	0	1								
23 Omarin Pedersen	06:39	0-1	0-0	0-0	0 0 0	0 2	0	0	0	0	0	0	1								
2 Jean Simmons	13:31	1-3	0-1	0-0	2 2 4	1 2	2	1	0	0	0	0	9								
5 Christian Bentley	07:08	2-2	2-2	0-0	0 1 1	0 0	6	3	3	0	0	0	8								
0 Tyler Foster	03:10	0-2	0-1	0-0	0 1 1	1 0	0	0	0	0	0	0	4								
1 Jamir Thomas	04:51	1-1	0-0	0-0	1 0 1	0 0	2	0	1	0	0	0	1								
Team		0 3 3			0 0			0 0			0 0										
Totals		22-62			9-27			10-22			41-15			61-12			14 5 4 1 1 1				
																Technical Fouls: NONE					

		OAK	YSU
Biggest Lead		13 (1st 12:55)	6 (2nd 10:41)
Best Scoring Run		13 (1st 12:55)	8 (1st 8:07)
Lead Changes		13	
Times Tied		1	
Time with Lead		27:51	11:14
Points from Turnovers		OAK 14 17	YSU 14 17
Paint		OAK 26 24	YSU 26 24
Second Chance		OAK 12 21	YSU 12 21
Fast Breaks		OAK 6 7	YSU 6 7
Bench		OAK 15 13	YSU 24 37 61



Gm 19 at Green Bay

Oakland (7-12,2-4 Horizon) -vs- Green Bay (8-11,3-3 Horizon)
01/16/20 at Resch Center, Green Bay, WI

Date: 01/16/20
Time: 7:00 pm
Attendance: 1,232
Site: Resch Center, Green Bay, WI
Referee: Rob Kueneman, Courtney Green, Terry Wymor

Score By Period		1	2	Total
Oakland		38	31	69
Green Bay		35	38	73

Oakland 69

#	Player	GS	MIN	FG	3PT	FT	ORB-DRB	REB	PF	A	TO	BLK	STL	PTS
13	Brechtling,Brad	*	29	8-10	0-0	10-12	6-8	14	4	2	1	0	1	26
01	Williams,Rashad	*	36	6-20	3-12	1-1	0-4	4	2	2	5	0	0	16
14	Hill-Mais,Xavier	*	25	5-9	0-1	0-0	2-11	13	4	2	2	3	2	10
02	Maddox Jr.,Tray	*	24	3-9	2-6	1-2	1-3	4	2	1	1	1	3	9
15	Kangu,Kevin	*	17	1-4	1-3	0-0	0-0	0	0	3	1	0	0	3
11	Lampman,Blake		30	1-5	1-5	0-0	0-0	0	2	1	1	0	1	3
04	Oladapo,Daniel		9	0-4	0-1	2-2	0-2	2	0	0	2	0	0	2
35	Harris,Jackie		26	0-1	0-1	0-0	0-0	0	0	0	0	0	0	0
10	Goodline,Zach		1	0-1	0-0	0-0	0-0	0	0	0	0	0	0	0
24	Pittman Jr.,Kenny		1	0-0	0-0	0-0	0-0	0	0	0	1	0	0	0
33	Gettelfinger,Christopher		1	0-0	0-0	0-0	0-0	0	0	1	2	0	1	0
TM TEAM			0	0-0	0-0	0-0	3-0	3	0	0	0	0	0	0
Totals		-	200	24-62	7-29	14-17	13-28	40	15	11	16	4	8	69

Team Summary	FG		3PT		FT	
First Half	15-34	44.12 %	2-12	16.67 %	6-7	85.71 %
Second Half	9-28	32.14 %	5-17	29.41 %	8-10	80.00 %
Total	24-62	38.7 %	7-29	24.1 %	14-17	82.4 %

Technical Fouls: 1 (Hill-Mais,Xavier) Second Chance Points: 13 Scores Tied: 3 times(s) Points in the Paint: 30 Fast Break Points: 5
Lead Changed: 3 times(s) Points off Turnovers: 17 Bench Points: 5 Largest Lead: 0 0

Green Bay 73

#	Player	GS	MIN	FG	3PT	FT	ORB-DRB	REB	PF	A	TO	BLK	STL	PTS
01	Davis,Amari	*	32	10-19	0-0	2-2	2-13	3	1	2	2	1	3	22
11	McCloud,JayQuan	*	35	4-12	2-7	7-8	0-6	6	3	7	4	1	2	17
21	Hankerson,Kameron	*	21	4-6	2-3	0-0	1-3	4	4	2	2	2	1	10
33	Schwartz,Cody	*	20	2-7	1-3	0-0	3-3	6	4	0	3	1	0	5
15	Patterson,Manny	*	9	1-2	0-0	1-2	1-1	2	2	0	0	0	0	3
02	Pipes,PJ		30	2-5	2-5	1-2	0-2	2	2	1	0	0	1	7
34	Chevalier,Will		28	2-9	1-6	0-1	0-5	5	2	1	0	0	1	5
13	Bell,Trevian		8	2-3	0-1	0-0	1-0	1	2	0	1	0	0	4
12	McNair,Josh		10	0-0	0-0	0-0	0-2	2	1	1	1	4	0	0
30	Crist,Hunter		7	0-0	0-0	0-0	0-0	0	0	3	0	0	1	0
TM TEAM			0	0-0	0-0	0-0	0-3	3	0	0	1	0	0	0
Totals		-	200	27-63	8-25	11-15	8-26	34	19	19	14	9	10	73

Team Summary	FG		3PT		FT	
First Half	15-36	41.67 %	4-13	30.77 %	1-1	100.00 %
Second Half	12-27	44.44 %	4-12	33.33 %	10-14	71.43 %
Total	27-63	42.9 %	8-25	32.0 %	11-15	73.3 %

Technical Fouls: none Second Chance Points: 8 Scores Tied: 3 times(s) Points in the Paint: 24 Fast Break Points: 22
Lead Changed: 3 times(s) Points off Turnovers: 15 Bench Points: 16 Largest Lead: 0 0

Gm 18 at Cleveland State

Official Basketball Box Score -- Game Totals -- Final Statistics
Oakland vs Cleveland State
1/11/20 3 p.m. at Cleveland, Ohio (Wolstein Center)

Oakland 68 • 7-11, 2-3 HL

#	Player	Total	3-Ptr	Rebounds	PF	TP	A	TO	BLK	STL	Min			
		FG-FGA	FG-FGA	FT-FTA	Off	Def	Total							
13	Brad Brechtling	f 1-1	0-0	4-4	1	4	5	3	6	2	0	1	2	23
14	Xavier Hill-Mais	f 6-7	0-0	3-5	2	5	7	4	15	0	3	1	1	30
02	Tray Maddox Jr.	g 1-9	0-2	5-8	1	2	3	4	7	3	2	0	3	37
10	Zach Goodline	g 0-2	0-2	6-6	0	1	1	2	6	1	2	0	1	19
21	Madison Monroe	g 0-1	0-0	0-0	0	0	0	1	0	0	1	0	0	7
04	Daniel Oladapo	2-4	0-0	2-4	3	4	7	3	6	2	4	0	0	20
11	Blake Lampman	4-6	4-6	3-4	0	3	3	2	15	0	1			
15	Kevin Kang	4-7	2-4	3-6	0	1	1	1	13	0	0	0	0	30
20	Babatunde Sowunmi	0-0	0-0	0-0	0	1	1	0	0	0	0	0	0	5
33	C.J. Gettelfinger	0-0	0-0	0-0	0	1	1	0	0	1	2	1	0	2
35	Jackie Harris	0-0	0-0	0-0	0	0	0	0	0	0	0	0	0	3
	Team				1	1	2			1				
	Totals	18-37	6-14	26-37	8	23	31	23	68	12	17	3	8	200



GAME 21 vs UIC

Gm 21 vs UIC

UIC (9-12,4-4 Horizon) ~vs- Oakland (7-14,2-6 Horizon)
01/23/20 at Athletics Center O'Rena , Rochester, MI

Date: 01/23/20
Time: 7:00 pm
Attendance: 3091
Site: Athletics Center O'Rena , Rochester, MI
Referees: Steve Honacki, Paul Szec, Larry Scirotto

Score By Period	1	2	Total
UIC	37	43	80
Oakland	26	24	50

UIC 80

#	Player	GS	MIN	FG	3PT	FT	ORB-DRB	REB	PF	A	TO	BLK	STL	PTS
04	Ferguson,Tarkus	*	27	7-13	4-10	1-1	1-6	7	0	8	1	2	3	19
02	Diggins,Michael	*	25	6-8	1-1	0-0	1-2	3	1	2	2	0	0	13
23	Bridges,Braelen	*	18	4-7	0-0	0-0	0-4	4	4	1	1	0	0	8
13	Blount,Jordan	*	23	3-7	0-0	0-2	3-2	5	3	3	3	0	1	6
01	Ottey,Marcus	*	33	1-1	0-0	1-2	0-6	6	1	6	1	0	1	3
25	Boalen,Godwin	*	22	5-7	4-5	0-0	0-6	6	1	4	2	0	3	14
03	Wiley,Jacob		17	3-3	1-1	0-2	0-0	0	3	0	0	1	0	7
10	Ejim,Deon		10	3-6	1-1	0-0	0-1	1	1	0	3	0	0	7
35	Washington,Travell		6	1-2	1-2	0-0	0-0	0	1	0	0	0	0	3
20	Ahale,Jamie		15	0-1	0-1	0-0	0-2	2	0	0	1	0	0	0
00	Taylor,Brian		4	0-0	0-0	0-0	0-0	0	0	1	0	0	0	0
TM	TEAM		0	0-0	0-0	0-0	0-0	0	0	0	0	0	0	0
Totals		-	200	33-55	12-21	2-7	5-29	34	15	25	14	3	8	80

Team Summary	FG	3PT	FT
First Half	15-31 48.39 %	5-11 45.45 %	2-3 66.67 %
Second Half	18-24 75.00 %	7-10 70.00 %	0-4 0.00 %
Total	33-55 60.0 %	12-21 57.1 %	2-7 28.6 %

Technical Fouls: none Second Chance Points: 4 Scores Tied: 0 times(s) Points in the Paint: 40 Fast Break Points: 12
Lead Changed: 0 times(s) Points off Turnovers: 29 Bench Points: 31 Largest Lead: 0 0

Oakland 50

#	Player	GS	MIN	FG	3PT	FT	ORB-DRB	REB	PF	A	TO	BLK	STL	PTS
13	Brechtling,Brad	*	29	6-7	0-0	1-2	2-5	7	0	0	2	2	2	13
01	Williams,Rashad	*	33	4-14	3-8	1-2	0-0	0	3	3	3	0	2	12
14	Hill-Mais,Xavier	*	31	5-18	0-2	2-2	3-5	8	3	2	2	1	1	12
02	Maddox Jr.,Tray	*	21	0-1	0-0	0-0	1-1	2	1	1	2	0	0	0
21	Monroe,Madison	*	12	0-1	0-0	0-0	0-1	1	1	1	3	0	0	0
11	Lampman,Blake		29	2-7	2-7	0-0	0-3	3	2	6	1	0	1	6
35	Harris,Jackie		6	1-1	1-1	0-0	0-0	0	0	0	0	0	0	3
04	Oladapo,Daniel		12	0-1	0-0	2-4	1-2	3	0	1	1	0	0	2
24	Pittman Jr.,Kenny		7	1-3	0-2	0-0	0-0	0	0	1	0	0	1	2
15	Kangju,Kevin		7	0-2	0-1	0-0	0-0	0	1	1	0	0	1	0
20	Sowummi,Babatunde		7	0-0	0-0	0-0	0-1	1	0	0	0	0	0	0
05	Newsome,Emmanuel		5	0-0	0-0	0-0	0-1	1	0	0	1	0	0	0
10	Goodline,Zach		1	0-0	0-0	0-0	0-0	0	0	0	0	0	0	0
TM	TEAM		0	0-0	0-0	0-0	2-0	2	0	0	0	0	0	0
Totals		-	200	19-55	6-21	6-10	9-19	28	11	16	15	3	8	50

Team Summary	FG	3PT	FT
First Half	11-29 37.93 %	3-8 37.50 %	1-4 25.00 %
Second Half	8-26 30.77 %	3-13 23.08 %	5-6 83.33 %
Total	19-55 34.5 %	6-21 28.6 %	6-10 60.0 %

Technical Fouls: none Second Chance Points: 5 Scores Tied: 0 times(s) Points in the Paint: 26 Fast Break Points: 5
Lead Changed: 0 times(s) Points off Turnovers: 14 Bench Points: 13 Largest Lead: 0 0

Gm 23 at Detroit Mercy

Gm 22 vs IUPUI

Gm 24 at Northern Kentucky

2019-20 Team Stats

				Total		3-Pointers		Free throws		Rebounds											
Opponent	Date	Score		FG-FGA	PCT	3FG-FGA	PCT	FT-FTA	PCT	OFF	DEF	TOT	AVG	PF	A	TO	BLK	STL	PTS	AVG	
Goshen	11/05/2019	94-66	W	33-64	.516	7-19	.368	21-32	.656	19	29	48	48.0	10	20	15	2	9	94	94.0	
vs Delaware	11/08/2019	53-56	L	19-51	.373	3-12	.250	12-22	.545	8	31	39	43.5	14	11	13	5	10	53	73.5	
vs UTSA	11/09/2019	75-62	W	21-48	.438	8-19	.421	25-31	.806	10	30	40	42.3	20	13	14	1	3	75	74.0	
vs Southern Ill.	11/10/2019	61-52	W	24-52	.462	3-13	.231	10-13	.769	12	32	44	42.8	9	11	14	3	4	61	70.8	
at Maryland	11/16/2019	50-80	L	19-52	.365	6-21	.286	6-15	.400	9	21	30	40.2	15	11	19	2	8	50	66.6	
Hartford	11/18/2019	60-50	W	20-48	.417	3-16	.188	17-27	.630	11	34	45	41.0	13	10	15	2	9	60	65.5	
at Northern Ill.	11/25/2019	50-74	L	15-50	.300	3-21	.143	17-20	.850	9	28	37	40.4	10	6	13	2	5	50	63.3	
at Toledo	11/30/2019	63-65	L	25-56	.446	7-23	.304	6-14	.429	13	22	35	39.8	18	16	14	2	5	63	63.3	
at Western Mich.	12/03/2019	72-62	W	25-46	.543	4-13	.308	18-24	.750	6	30	36	39.3	17	9	10	2	3	72	64.2	
at Bowling Green	12/07/2019	65-68	L	23-50	.460	6-20	.300	13-19	.684	8	29	37	39.1	17	13	15	2	3	65	64.3	
vs Michigan St.	12/14/2019	49-72	L	17-65	.262	7-22	.318	8-12	.667	10	21	31	38.4	13	12	11	0	7	49	62.9	
at Syracuse	12/18/2019	62-74	L	19-44	.432	4-18	.222	20-24	.833	7	27	34	38.0	16	15	16	1	4	62	62.8	
Fairfield	12/21/2019	59-61	Lot	23-59	.390	3-21	.143	10-14	.714	11	27	38	38.0	17	10	20	5	6	59	62.5	
Detroit Mercy	12/28/2019	78-69	W	29-57	.509	9-25	.360	11-20	.550	8	30	38	38.0	18	22	14	4	4	78	63.6	
Wright St.	01/03/2020	69-96	L	26-60	.433	3-18	.167	14-18	.778	12	16	28	37.3	19	21	16	5	10	69	64.0	
Northern Ky.	01/05/2020	64-75	L	26-61	.426	7-23	.304	5-10	.500	14	21	35	37.2	18	16	11	3	8	64	64.0	
at Youngstown St.	01/09/2020	60-61	L	24-56	.429	9-23	.391	3-6	.500	10	21	31	36.8	15	15	14	1	8	60	63.8	
at Cleveland St.	01/11/2020	68-55	W	18-37	.486	6-14	.429	26-37	.703	8	23	31	36.5	23	12	17	3	8	68	64.0	
at Green Bay	01/16/2020	69-73	L	24-62	.387	7-29	.241	14-17	.824	12	28	40	36.7	15	11	16	4	8	69	64.3	
at Milwaukee	01/18/2020	68-73	L	25-50	.500	8-23	.348	10-19	.526	7	22	29	36.3	20	12	15	2	2	68	64.5	
UIC	01/23/2020	50-80	L	19-55	.345	6-21	.286	6-10	.600	9	19	28	35.9	11	16	15	3	8	50	63.8	
Total		1339		474-1123	.422	119-414	.287	272-404	.673	213	541	754	35.9	328	282	307	54	132	1339	63.8	
Opponents		1424		513-1231	.417	184-576	.319	214-313	.684	224	513	737	35.1	394	314	260	60	160	1424	67.8	

Oakland Averages

Games Played	Points/game	FG Pct	3FG Pct	FT Pct	Rebounds/game	Assists/game	Turnovers/game	Assist/Turnover ratio	Steals/game	Blocks/game
21	63.8	42.2	28.7	67.3	35.9	13.4	14.6	0.9	6.3	2.6



GAME 21 vs UIC

2019-20 Combined

Game Records

Record	Overall	Home	Away	Neutral
ALL GAMES	7-14	3-4	2-8	2-2
CONFERENCE	2-6	1-3	1-3	0-0
NON-CONFERENCE	5-8	2-1	1-5	2-2

Score by Periods

Team	1st	2nd	OT	TOT
Oakland	663	668	8	1339
Opponents	669	745	10	1424

Team Box Score

No.	Player				Total		3-Point		F-Throw		Rebounds													
		GP-GS	MIN	AVG	FG-FGA	FG%	3FG-FGA	3FG%	FT-FTA	FT%	OFF	DEF	TOT	AVG	PF	DQ	A	TO	BLK	STL	PTS	AVG		
14	HILL-MAIS, Xavier	21-20	652:45	31.1	132-252	.524	11-43	.256	50-77	.649	39	120	159	7.6	59	1	39	47	19	22	325	15.5		
1	WILLIAMS, Rashad	3-3	108:27	36.1	12-46	.261	8-31	.258	4-5	.800	0	9	9	3.0	10	1	7	11	0	2	36	12.0		
13	BRECHTING, Brad	21-21	512:04	24.4	79-142	.556	2-12	.167	51-69	.739	39	90	129	6.1	54	1	19	41	17	15	211	10.0		
2	MADDOX JR., Tray	21-20	603:20	28.7	59-171	.345	26-81	.321	43-60	.717	13	45	58	2.8	39	1	32	41	5	26	187	8.9		
4	OLADAPO, Daniel	21-15	519:34	24.7	66-125	.528	0-3	.000	47-81	.580	47	71	118	5.6	30	0	30	40	5	15	179	8.5		
11	LAMPMAN, Blake	21-1	535:34	25.5	44-120	.367	40-114	.351	11-19	.579	3	35	38	1.8	31	0	33	10	0	15	139	6.6		
15	KANGU, Kevin	21-16	514:11	24.5	38-126	.302	14-57	.246	33-48	.688	8	50	58	2.8	32	0	72	53	5	15	123	5.9		
21	MONROE, Madison	14-6	173:11	12.4	14-32	.438	3-9	.333	8-11	.727	7	14	21	1.5	19	0	10	15	0	6	39	2.8		
35	HARRIS, Jackie	20-0	174:03	8.7	13-41	.317	9-34	.265	1-2	.500	5	12	17	0.9	5	0	4	1	1	0	36	1.8		
24	PITTMAN JR., Kenny	18-2	159:45	8.9	7-22	.318	5-16	.313	5-9	.556	1	16	17	0.9	15	1	4	8	0	4	24	1.3		
33	GETTELFINGER, Christopher	16-0	102:53	6.4	4-18	.222	1-8	.125	6-6	1.000	1	16	17	1.1	13	0	19	15	2	6	15	0.9		
10	GOODLINE, Zach	8-1	66:00	8.3	0-4	.000	0-2	.000	6-6	1.000	0	3	3	0.4	6	0	7	6	0	3	6	0.8		
5	NEWSOME, Emmanuel	11-0	48:27	4.4	1-10	.100	0-4	.000	6-7	.857	1	8	9	0.8	5	0	6	4	0	0	8	0.7		
20	SOWUNMI, Babatunde	13-0	76:50	5.9	4-13	.308	0-0	.000	1-4	.250	9	10	19	1.5	10	0	0	5	0	3	9	0.7		
Team											40	42	82					10						
Total		21	4247		474-1123	.422	119-414	.287	272-404	.673	213	541	754	35.9	328	5	282	307	54	132	1339	63.8		
Opponents		21	4224		513-1231	.417	184-576	.319	214-313	.684	224	513	737	35.1	394	8	314	260	60	160	1424	67.8		

Team Statistics

	OAK	OPP
Scoring	1339	1424
Points per game	63.8	67.8
Scoring margin	-4.0	-
Field goals-att	474-1123	513-1231
Field goal pct	.422	.417
3 point fg-att	119-414	184-576
3-point FG pct	.287	.319
3-pt FG made per game	5.7	8.8
Free throws-att	272-404	214-313
Free throw pct	.673	.684
F-Throws made per game	13.0	10.2
Rebounds	754	737
Rebounds per game	35.9	35.1
Rebounding margin	+0.8	-
Assists	282	314
Assists per game	13.4	15.0
Turnovers	307	260
Turnovers per game	14.6	12.4
Turnover margin	-2.2	-
Assist/turnover ratio	0.9	1.2
Steals	132	160
Steals per game	6.3	7.6
Blocks	54	60
Blocks per game	2.6	2.9
Winning streak	0	-
Home win streak	0	-
Attendance	21484	45382
Home games-Avg/Game	7-3069	10-4538
Neutral site-Avg/Game	-	4-4812

Team Results

Date	Opponent		Score	Att.
11/05/2019	Goshen	W	94-66	2554
11/08/2019	vs Delaware	L	53-56	0
11/09/2019	vs UTSA	W	75-62	564
11/10/2019	vs Southern Ill.	W	61-52	539
11/16/2019	at Maryland	L	50-80	12989
11/18/2019	Hartford	W	60-50	2987
11/25/2019	at Northern Ill.	L	50-74	730
11/30/2019	at Toledo	L	63-65	3931
12/03/2019	at Western Mich.	W	72-62	2114
12/07/2019	at Bowling Green	L	65-68	2124
12/14/2019	vs Michigan St.	L	49-72	18145
12/18/2019	at Syracuse	L	62-74	16394
12/21/2019	Fairfield	Lot	59-61	2788
12/28/2019	Detroit Mercy	W	78-69	3792
01/03/2020	Wright St.	L	69-96	3393
01/05/2020	Northern Ky.	L	64-75	2879
01/09/2020	at Youngstown St.	L	60-61	2815
01/11/2020	at Cleveland St.	W	68-55	1561
01/16/2020	at Green Bay	L	69-73	1232
01/18/2020	at Milwaukee	L	68-73	1492
01/23/2020	UIC	L	50-80	3091

2019-20 Combined - Conference Only

Game Records

Record	Overall	Home	Away	Neutral
ALL GAMES	2-6	1-3	1-3	0-0
CONFERENCE	2-6	1-3	1-3	0-0
NON-CONFERENCE	0-0	0-0	0-0	0-0

Score by Periods

Team	1st	2nd	OT	TOT
Oakland	261	265	0	526
Opponents	268	314	0	582

Team Box Score

No.	Player				Total		3-Point		F-Throw		Rebounds													
		GP-GS	MIN	AVG	FG-FGA	FG%	3FG-FGA	3FG%	FT-FTA	FT%	OFF	DEF	TOT	AVG	PF	DQ	A	TO	BLK	STL	PTS	AVG		
14	HILL-MAIS, Xavier	8-8	242:42	30.3	52-101	.515	4-16	.250	14-24	.583	16	44	60	7.5	24	0	14	15	10	7	122	15.3		
13	BRECHTING, Brad	8-8	205:60	25.7	35-54	.648	2-7	.286	25-32	.781	18	36	54	6.8	20	1	9	16	8	8	97	12.1		
1	WILLIAMS, Rashad	3-3	108:27	36.1	12-46	.261	8-31	.258	4-5	.800	0	9	9	3.0	10	1	7	11	0	2	36	12.0		
2	MADDOX JR., Tray	8-8	234:13	29.3	26-71	.366	10-31	.323	15-25	.600	5	15	20	2.5	16	1	16	14	2	12	77	9.6		
11	LAMPMAN, Blake	8-0	245:51	30.7	20-52	.385	20-50	.400	4-6	.667	2	14	16	2.0	16	0	23	6	0	8	64	8.0		
21	MONROE, Madison	6-4	93:56	15.7	12-22	.545	3-6	.500	5-6	.833	5	6	11	1.8	9	0	8	10	0	4	32	5.3		
4	OLADAPO, Daniel	8-3	136:23	17.0	15-28	.536	0-2	.000	9-17	.529	10	23	33	4.1	12	0	11	12	3	4	39	4.9		
15	KANGU, Kevin	8-5	120:08	15.0	9-33	.273	4-16	.250	3-8	.375	1	9	10	1.3	8	0	21	12	1	4	25	3.1		
24	PITTMAN JR., Kenny	7-0	52:03	7.4	4-10	.400	2-7	.286	3-4	.750	0	4	4	0.6	10	1	2	2	0	2	13	1.9		
35	HARRIS, Jackie	7-0	58:15	8.3	4-11	.364	2-7	.286	0-0	.000	1	1	2	0.3	2	0	1	0	0	0	10	1.4		
20	SOWUNMI, Babatunde	5-0	32:13	6.4	2-4	.500	0-0	.000	1-4	.250	5	4	9	1.8	5	0	0	3	0	1	5	1.0		
10	GOODLINE, Zach	8-1	66:00	8.3	0-4	.000	0-2	.000	6-6	1.000	0	3	3	0.4	6	0	7	6	0	3	6	0.8		
33	GETTELFINGER, Christopher	4-0	13:50	3.5	0-2	.000	0-1	.000	0-0	.000	1	3	4	1.0	1	0	4	6	1	1	0	0.0		
5	NEWSOME, Emmanuel	2-0	12:01	6.0	0-0	.000	0-0	.000	0-0	.000	0	1	1	0.5	0	0	2	2	0	0	0	0.0		
Team											16	8	24					3						
Total		8	1622		191-438	.436	55-176	.313	89-137	.650	80	180	260	32.5	139	4	125	118	25	56	526	65.8		
Opponents		8	1599		207-472	.439	67-199	.337	101-141	.716	105	190	295	36.9	149	4	127	107	28	59	582	72.8		

Team Statistics

	OAK	OPP
Scoring	526	582
Points per game	65.8	72.8
Scoring margin	-7.0	-
Field goals-att	191-438	207-472
Field goal pct	.436	.439
3 point fg-att	55-176	67-199
3-point FG pct	.313	.337
3-pt FG made per game	6.9	8.4
Free throws-att	89-137	101-141
Free throw pct	.650	.716
F-Throws made per game	11.1	12.6
Rebounds	260	295
Rebounds per game	32.5	36.9
Rebounding margin	-4.4	-
Assists	125	127
Assists per game	15.6	15.9
Turnovers	118	107
Turnovers per game	14.8	13.4
Turnover margin	-1.4	-
Assist/turnover ratio	1.1	1.2
Steals	56	59
Steals per game	7.0	7.4
Blocks	25	28
Blocks per game	3.1	3.5
Winning streak	0	-
Home win streak	0	-
Attendance	13155	7100
Home games-Avg/Game	4-3289	4-1775
Neutral site-Avg/Game	-	0-0

Team Results

Date	Opponent		Score	Att.
12/28/2019	Detroit Mercy	W	78-69	3792
01/03/2020	Wright St.	L	69-96	3393
01/05/2020	Northern Ky.	L	64-75	2879
01/09/2020	at Youngstown St.	L	60-61	2815
01/11/2020	at Cleveland St.	W	68-55	1561
01/16/2020	at Green Bay	L	69-73	1232
01/18/2020	at Milwaukee	L	68-73	1492
01/23/2020	UIC	L	50-80	3091