



OAKLAND UNIVERSITY GOLDEN GRIZZLIES

2019-20 MEN'S BASKETBALL GAME NOTES

Game 8 at Toledo
Saturday Nov. 30, 2019
7 p.m.

2019-20 SCHEDULE AND RESULTS

DATE	OPPONENT	TIME (ET)/RESULT
10.24	Rochester University # ESPN3/+ WDFN	W, 61-59
10.30	Saginaw Valley State # ESPN3/+ WDFN	W, 84-6
11.5	Goshen ¹ ESPN3/+ WDFN	W, 94-66
11.8	Delaware ¹ FloSports WDFN	L, 56-53
11.9	UTSA ¹ FloSports WDFN	W, 75-62
11.10	Southern Illinois ¹ FloSports WDFN	W, 61-52
11.16	at Maryland BTN+ WDFN	L, 80-50
11.18	Hartford TV20/ESPN3/+ WDFN	W, 60-50
11.25	at Northern Illinois ESPN+ WDFN	L, 74-50
11.30	at Toledo ESPN+ WDFN	7 p.m.
12.3	at Western Michigan ESPN3/+ WDFN	7 p.m.
12.7	at Bowling Green ESPN3/+ WDFN	4 p.m.
12.14	Michigan State ² ESPN2 WDFN	12 p.m.
12.18	at Syracuse ESPN+ WDFN	8 p.m.
12.21	Fairfield ESPN3/+ WDFN	2 p.m.
12.28	Detroit Mercy* TV20/ESPN3/+ WDFN	3 p.m.
1.3	Wright State* ³ TV20/ESPNU/3/+ WDFN	7 p.m.
1.5	Northern Kentucky* TV20/ESPN3/+ WDFN	3 p.m.
1.9	at Youngstown State* ESPN3/+ WDFN	7 p.m.
1.11	at Cleveland State* ESPN3/+ WDFN	3 p.m.
1.16	at Green Bay* ESPN3/+ WDFN	8 p.m.
1.18	at Milwaukee* ESPN3/+ WDFN	7 p.m.
1.23	UIC* TV20/ESPN3/+ WDFN WDFN	7 p.m.
1.25	IUPUI* TV20/ESPN3/+ WDFN	3 p.m.
1.31	at Detroit Mercy* ³ TV20/ESPNU/3/+ WDFN	7/9 p.m.
2.6	at Northern Kentucky* ESPN3/+ WDFN	7 p.m.
2.8	at Wright State* ESPN3/+ WDFN	7 p.m.
2.13	Cleveland State* TV20/ESPN3/+ WDFN	7 p.m.
2.15	Youngstown State* TV20/ESPN3/+ WDFN	3 p.m.
2.21	Milwaukee* TV20/ESPN3/+ WDFN	8 p.m.
2.23	Green Bay* TV20/ESPN3/+ WDFN	3 p.m.
2.27	at IUPUI* ESPN3/+ WDFN	7 p.m.
2.29	at UIC* ESPN3/+ WDFN	4:12 p.m.

Exhibition
* Horizon League Contest
¹ Sunshine Slam (Kissimmee, Fla./Silver Spurs Arena)
² Detroit, Mich./Little Caesars Arena
³ ESPNU Wildcard Game

PRONUNCIATION GUIDE

Daniel OLADAPU: oh-la-DAH-po
Brad BRECHTING: BRECK-ting
MYCHAL COVINGTON: Michael CUV-ing-TON
XAVIER HILL-MAIS: EX-avy-ER Hill-MAYS
Kevin KANGU: KANG-oo
Greg KAMPE: Campy
BABATUNDE SOWUNMI: Bob-uh-TOON-day SHA-woon-ME
Christopher GETTELFINGER: GET-el-finger
YUSUF JIHAD: YOU-sif G-haad

INSIDE THE SERIES

Overall: Huskies lead 3-0
At Home: 0-2
At NIU: 0-1
Current Streak: NIU, 3-0
Last Meeting: L, 92-72 at O'rena (11/25/18)

ATHLETIC COMMUNICATIONS

Maria Rivera Senior Assistant AD of Communications

E-mail mariarivera@oakland.edu

Office (248) 370-3201 Cell (248) 915-8556

OAKLAND (4-3)



Golden Grizzlies
NET rank: N/A
Head Coach: Greg Kampe
Record at Oakland: 622-458
Career Record: same

GAMEDAY INFORMATION

Location: Toledo, Ohio
Arena: Savage Arena
TV: ESPN+
Talent: Mason Lowry (PxP), Rhett Boyd (Analyst)
Radio: WDFN-AM (1130), iHeart Radio App
Talent: Neal Ruhl (PxP)
Mobile: Golden Grizzlies Live App

TOLEDO (4-2)



Rockets
NET rank: N/A
Head Coach: Tod Kowalczyk
Record at UT: 171-131
Career Record: 307-243

CATEGORY LEADERS

Category	Oakland	Toledo
Points	Hill-Mais (13.9)	M. Jackson (18.0)
Rebounds	Hill-Mais/Oladapo (7.7)	W. Jackson (12.3)
Assists	Kangu (4.3)	M. Jackson (7.5)

OPENING TIP

- > Greg Kampe received his master's degree in physical education from University of Toledo in 1979
- > Kampe served on Toledo's men's basketball staff as a graduate assistant (1978-79) and an assistant coach from 1979-84
- > Saturday is the second game of a six-game road swing for the Golden Grizzlies
- > Oakland won't return to its home court until Saturday, Dec. 21 against Fairfield
- > Oakland's schedule features four straight Mid-American Conference opponents in NIU, Toledo, Western Michigan and Bowling Green
- > Oakland sits first in the Horizon League in defense, only allowing a league-best 62.9 points per game
- > Daniel Oladapo and Xavier Hill-Mais rank second in rebounds per game in the Horizon League (7.7)
- > Oakland's Kangu averages 4.3 assists per game, fourth best in the Horizon League
- > Kangu was named to the All-Tournament Team at the Sunshine Slam after averaging 12.7 ppg, 5.0 rebs. And 6.0 in three games
- > Daniel Oladapo earned Nike Horizon League Player of the week honors (11/11) after he led the Golden Grizzlies over the course of their four-game week averaging 13.8 points and 7.5 rebounds to guide Oakland to a 3-1 record to start the season
- > The sophomore went an impressive 54 percent (20-of-37) from the floor and averaged 1.3 steals per game. Oladapo made his Oakland debut with a double-double recording 21 points and 12 boards in a 94-66 win over Goshen. Oladapo averaged 11.3 points and 6.0 rebounds in the Sunshine Slam tournament to help guide Oakland to 2-1 record over the weekend
- > The Golden Grizzlies return redshirt-senior and First Team All-Horizon League selection Xavier Hill-Mais who averaged 18.3 points and 7.2 rebounds per game in 2018-19
- > Brad Brechting also returns for his redshirt-senior campaign. The 6-11 center appeared in all 33 games, making 27 starts last season, and averaged 13.4 points and 6.9 rebounds per game in league play
- > Head coach Greg Kampe enters his 36th season at the helm of the Golden Grizzlies and is the third-most tenured active coach at one school behind Duke's Mike Krzyzewski (40 seasons) and Syracuse's Jim Boeheim (44 seasons)
- > Oakland added 10 newcomers to the 2019-20 squad, including three transfers in Kevin Kangu (Vincennes University), Daniel Oladapo (Chipola College) and Hashad Williams (Cleveland State)
- > Oakland was picked to finish fourth in the 2019-20 Horizon League Men's Basketball Preseason Poll. The Golden Grizzlies finished the 2018-19 season in third place with a 16-17 overall record and an 11-7 league record
- > Hill-Mais earned preseason accolades, being named first team all-league

GOLDEN GRIZZLIES AVERAGES

PROBABLE STARTERS

No.	Name (Ht., Wt., Yr., Pos.)	GP-GS	PPG	RPG	APG	Notes
15	Kevin Kangu (6-4, 179, Jr., G)	7-7	9.4	3.6	4.3	Named to Sunshine Slam All-Tournament Team
02	Tray Maddox Jr. (6-5, 200, So., G)	7-6	9.3	3.4	1.4	Shooting 79% from the free throw line
14	Xavier Hill-Mais (6-7, 261, Sr.-R, F)	7-6	13.9	7.7	1.9	30 points away from 1,000
04	Daniel Oladapo (6-7, 220 So., F)	7-7	11.9	7.7	1.4	Named Nike Horizon League Player of the Week (11/11)
13	Brad Brechting (6-11, 240, Sr-R, C)	7-7	8.7	6.1	0.9	Shooting 54% from the floor

KEY RESERVES

No.	Name (Ht., Wt., Yr., Pos.)	GP-GS	PPG	RPG	APG	Notes
24	Kenny Pittman Jr. (6-3, 181 So., G)	6-2	1.3	1.5	0.0	Made third career start vs. NIU
11	Blake Lampman (6-1, 171, Fr. G)	7-0	3.9	1.3	0.9	Has made a team best 8 triples

GENERAL INFORMATION

School: Oakland University
Location: Rochester, Mich.
Founded: 1957
Enrollment: 19,309
Nickname: Golden Grizzlies
Colors: Black and Gold
Affiliation: NCAA I
Conference: Horizon League
Arena: Athletics Center O'rena
Capacity: 4,000
Year Opened: 1998
President: Ora Hirsch Pescovitz, M.D. (Northwestern '78)
Director of Athletics: Steve Waterfield (Kenyon '94)

BASKETBALL HISTORY

First Year: 1967-68
All-Time Record (52 seasons): 806-710 (.532)
First Year of Division I: 1999-00
All-Time D1 Record (18 seasons): 355-294 (.547)
NCAA Tournaments: 7 (3 DI, 4 DII)
Last Appearance: 2011
 No.13 seed Oakland 81, No.4 seed Texas 85
 NCAA second round, Tulsa, Okla. (BOK Center)
League Regular Season Titles: 6
 1995-96 (GLIAC), '96-97 (GLIAC), '99-00 (Summit), '09-10 (Summit), '10-11 (Summit), '16-17 (Horizon)
League Tournament Titles: 3
 2005: def. UMKC, 67-63 (quarters); def. Chicago State, 56-53 (semis); def. ORU, 61-60 (title game)
 2010: def. UMKC, 85-70 (quarters); def. IPFW, 71-58 (semis); def. IUPUI, 76-64 (title game)
 2011: def. SUU, 82-66 (quarters); def. SDSU, 110-90 (semis); def. ORU, 90-76 (title game)

TEAM INFORMATION

2018-19 Record: 16-17, 11-7 HL (3rd)
Starters Returning/Lost: 3/2
Letterwinners Returning/Lost: 5/5
2019 Horizon League Tournament: 1-1
Newcomers: 10
Roster Breakdown (Sr./Jr./So./Fr.): 2/1/5/7

COACHING STAFF

Head Coach: Greg Kampe
Record at Oakland: 622-458 (36th season)
Overall: same
Associate Head Coach: Jeff Smith (1st season)
Assistant Coaches: Tony Jones (3rd season)
 Mychal Covington (3rd season)
Director of Operations: Sarah Judd (14th season)
Strength Coach: Terry Sauerbry (6th season)
Athletic Trainer: Chris Curran (2nd season)
Graduate Assistant: Corey Wheeler (2nd season)

STARTERS RETURNING (3)

No.	Player	Ht.	Wt.	Cl.	Pos.	pts/rebs
02	Tray Maddox Jr.	6-5	200	So.	G	6.7/2.4
13	Brad Brechting	6-11	240	Sr.-R	C	9.5/5.9
14	Xavier Hill-Mais	6-7	261	Sr.-R	F	18.3/7.2

STARTERS LOST (2)

No.	Player	Ht.	Wt.	Cl.	Pos.	pts/rebs
01	Braden Norris	6-0	180	Fr.	G	8.4/2.8
21	Jaevin Cumberland	6-3	185	Jr.-R	G	17.2/3.5

OTHER LETTERWINNERS RETURNING (2)

No.	Player	Ht.	Wt.	Cl.	Pos.	pts/rebs
20	Babatunde Sowunmi	6-10	245	So.	C	0.3/0.3
24	Kenny Pittman Jr.	6-3	180	So.	G	0.5/0.4

OTHER LETTERWINNERS LOST (3)

No.	Player	Ht.	Wt.	Cl.	Pos.	pts/rebs
10	Karmari Newman	6-4	170	R-So.	G	9.4/2.5
04	Stan Scott	6-3	180	Jr.	G	0.9/0.7
22	James Beck	6-8	210	Jr.	F	4.6/4.2

NEWCOMERS (10)

No.	Player	Ht.	Wt.	Cl.	Pos.
33	Christopher Gettelfinger	6-4	186	Fr.	G
10	Zach Goodline	6-1	175	Fr.	G
35	Jackie Harris	6-6	206	Fr.	F
34	Yusuf Jihad	6-8	214	Fr.	C
15	Kevin Kangu	6-4	179	Jr.	G
11	Blake Lampman	6-1	171	Fr.	G
21	Madison Monroe	6-3	185	Fr.	G
05	Emmanuel Newsome	6-0	151	Fr.	G
04	Daniel Oladapo	6-7	220	So.	F
01	Rashad Williams	6-2	185	So.-R	G

Radio: WDFN-AM (1130)

Neal Ruhl (play-by-play),
 Dan Waterstradt (analyst; home games)

Oakland Basketball All-Access: Fox Sports Detroit

Sarah Smith (executive producer)
 Chad Schwartzengerger (photog)

Tickets: (248) 370-4000

GoldenGrizzlies.com

2019-20 HORIZON LEAGUE PLAYERS OF THE WEEK

Nov. 11 – Daniel Oladapo, Oakland
 Nov. 18 – Marcus Burk, IUPUI
 Nov. 25 - Dantez Walton, Northern Kentucky

2018-19 SCHEDULE AND RESULTS

DATE	OPPONENT	RESULT
10.24	Hillsdale # ESPN+ WDFN	W, 67-61
11.6	Kalamazoo # ESPN+ WDFN	W, 99-45
11.9	Toledo TV20/ESPN3 WDFN	L, 87-86
11.13	Western Michigan ESPN+ WDFN	L, 85-77 (OT)
11.16	at UNLV MOUNTAIN WEST NETWORK WDFN	L, 74-61
11.19	Defiance ¹ ESPN+ WDFN	W, 91-47
11.23	James Madison ¹ ESPN3 WDFN	W, 77-69
11.24	Oral Roberts ¹ TV20/ESPN3 WDFN	W, 87-76
11.25	Northern Illinois ¹ TV20/ESPN+ WDFN	L, 92-72
12.1	at Xavier FS1 WDFN	L, 73-63
12.6	at Fairfield ESPN3 WDFN	W, 87-86
12.8	at Northeastern NESN WDFN	L, 92-83
12.16	at Hartford ESPN+ WDFN	L, 87-82
12.18	at Georgia SEC NETWORK+ WDFN	L, 81-69
12.21	at #8 Michigan State BTN WDFN	L, 99-69
12.28	at Cleveland State* ESPN+ WDFN	W, 89-77
12.30	at Youngstown State* ESPN3 WDFN	W, 76-74
1.3	Northern Kentucky* TV20/ESPN+ WDFN	W, 76-74
1.5	Wright State* TV20/ESPN+ WDFN	L, 89-73
1.10	Milwaukee* ESPN+ WDFN	L, 67-64
1.12	Green Bay* TV20/ESPN+ WDFN	W, 90-78
1.19	at Detroit Mercy* ESPN+ WDFN	W, 79-73
1.24	at IUPUI* ESPN+ WDFN	L, 73-71
1.26	at UIC* ESPN3 WDFN	W, 80-67
1.31	Youngstown State* TV20/ESPN3 WDFN	L, 75-74
2.2	Cleveland State* TV20/ESPN3 WDFN	W, 83-68
2.7	at Wright State* ESPN+ WDFN	L, 76-62
2.9	at Northern Kentucky* ESPN3 WDFN	L, 79-64
2.14	at Green Bay* ESPN+ WDFN	L, 66-54
2.16	at Milwaukee* ESPN3 WDFN	W, 89-73
2.23	Detroit Mercy* TV20/ESPN3 WDFN	W, 95-75
2.28	UIC* ESPN+ WDFN	W, 86-72
3.2	IUPUI* TV20/ESPN3 WDFN	W, 72-63
3.6	Youngstown State ² ESPN+ WDFN	W, 88-84
3.11	Northern Kentucky ³ ESPNU WDFN	L, 64-63

* Horizon League Contest | # Exhibition

¹ Men Against Breast Cancer Oakland Hoops Challenge

² Horizon League Quarterfinal round (Rochester, Mich./O'rena)

³ Horizon League Semifinal round (Detroit, Mich./Little Caesars Arena)

2019-20 HORIZON LEAGUE FRESHMAN OF THE WEEK

Nov. 11 – Amari Davis, Green Bay
 Nov. 18 – Mike DePersia, IUPUI
 Nov. 25 - Grant Basile, Wright State

2018-19 HORIZON LEAGUE FINAL STANDINGS

Wright State	13-5	0.722	21-14	0.600	L2
Northern Kentucky	13-5	0.722	26-10	0.722	L1
Oakland	11-7	0.611	16-17	0.485	L1
Green Bay	10-8	0.556	21-17	0.553	L1
UIC	10-8	0.556	16-16	0.500	L1
Youngstown State	8-10	0.444	12-20	0.375	L4
Detroit Mercy	8-10	0.444	11-20	0.355	L2
IUPUI	8-10	0.444	17-17	0.500	L4
Cleveland State	5-13	0.278	10-21	0.323	W2
Milwaukee	4-14	0.222	9-22	0.290	L11

MICHIGAN DIVISION 1 SCHOOLS

Conference record over last 11 seasons (2007-present)

School	2018-19	Last 11 yrs.	Pct.
1. Michigan State (B1G)	16-4	153-62	.711
2. Oakland (HL/Summit)	11-7	146-64	.695
3. Michigan (B1G)	15-5	126-92	.577
4. Western Michigan (MAC)	2-16	107-97	.524
5. Eastern Michigan (MAC)	9-9	97-107	.475
6. Central Michigan (MAC)	10-8	88-114	.435
7. Detroit Mercy (HL)	8-10	86-123	.411

FEBRUARY SUCCESS

The Golden Grizzlies have been successful in the month of February over the last 10 seasons (2009-present):

Year	Feb. Record	Overall Feb. Record	Overall Pct.
2009	6-1	6-1	.857
2010	7-0	13-1	.928
2011	6-1	19-2	.904
2012	6-1	25-3	.892
2013	6-1	31-4	.885
2014	2-5	33-9	.785
2015	7-2	40-11	.784
2016	7-2	47-13	.783
2017	8-0	55-13	.808
2018	4-4	59-17	.776
2019	4-3	63-20	.759

HOME SWEET HOME

Oakland is 117-41 over its last 159 games inside the O'rena and 75-22 (.773) over its last 97 home league games. The Golden Grizzlies have won 10 or more games at home in 12 of the last 13 seasons.

Overall Records at the O'rena

- 207-79 (.721) all-time
- 120-45 (.727) in league play
- 86-30 (.736) vs. non-conference opponents
- 27-1 (.962) vs. non-DI
- 4-2 (.666) vs. Power 5 conference opponents
- 5-1 (.833) in NCAA postseason play

Top Attended Games at the O'rena

1. 4,141 vs. Detroit Mercy (2/23/19)
2. 4,123 vs. Detroit Mercy (1/13/17)
3. 4,114 vs. Detroit Mercy (2/26/16)
4. 4,110 vs. Valparaiso (1/8/17)
5. 4,101 vs. Detroit Mercy (2/15/15)

Most Wins Inside the O'rena

1. 2009-10, 13-1 (9-0 in league play)
- T1. 2016-17, 13-4 (6-3 in league play)
3. 2014-15, 12-4 (8-0 in league play)
4. 2011-12, 12-6 (6-3 in league play)
- T4. 2008-09, 12-0 (9-0 in league play)

3-POINTER STREAK

The last time Oakland did not convert a shot from behind the arc was on Jan. 30, 1988 vs. Wayne State University.

UNLV, Princeton and Vanderbilt are the only three schools to make a 3-pointer in every game since the inclusion of a 3-point line in 1986-87.

Western Carolina was the first intercollegiate school to make a 3-point field goal.

Consecutive games with a three-pointer: 977 (7th among NCAA)

STARTING LINEUPS, POINTS AND PERCENT OF OFFENSE

Date	Opponent	Oakland starting lineup	Lineup Record	Pts	% of Offense	W/L
11/5	Goshen	Brechtling,Hill-Mais,Kangu,Maddox Jr.,Oladapo	1-0	70	74	W
11/8	Delaware	Brechtling,Hill-Mais,Kangu,Maddox Jr.,Oladapo	1-1	50	94	L
11/9	UTSA	Brechtling,Hill-Mais,Kangu,Maddox Jr.,Oladapo	2-1	66	85	W
11/10	Southern Illinois	Brechtling,Pittman Jr,Kangu,Maddox Jr.,Oladapo	1-0	56	92	W
11/16	Maryland	Brechtling,Hill-Mais,Kangu,Maddox Jr.,Oladapo	2-2	34	68	L
11/18	Hartford	Brechtling,Hill-Mais,Kangu,Maddox Jr.,Oladapo	3-2	53	88	W
11/25	Northern Illinois	Brechtling,Hill-Mais,Kangu,Pittman Jr.,Oladapo	0-1	34	68	L

* Horizon League Contest
! Horizon League Tournament

NEW FACES

- Oakland welcomes 10 newcomers to the 2019-20 squad including three transfers in Kevin Kangu (Vincennes University), Daniel Oladapo (Chipola College) and Rashad Williams (Cleveland State).

- Oakland returns 38 percent of its minutes played from last season (2,488 out of 6,625). Starters Xavier Hill-Mais, Brad Brechting and Tray Maddox Jr. make up 93 percent of the returning minutes from last season.

Pct. Name (Minutes played in 2018-19)

41%	Xavier Hill-Mais (1,025)
28%	Brad Brechting (708)
24%	Tray Maddox Jr. (607)
5%	Kenny Pittman Jr. (110)
2%	Babatunde Sowunmi (38)

- Oakland returns 44 percent of its points from a season ago (1,132 out of 2,532). Hill-Mais accounts for 53 percent of the Golden Grizzlies returning points.

Pct. Name (Points scored in 2018-19)

53%	Xavier Hill-Mais (604)
28%	Brad Brechting (312)
18%	Tray Maddox Jr. (200)
1%	Kenny Pittman Jr. (12)
>1%	Babatunde Sowunmi (4)

BY THE NUMBERS

4

NBA players in the last 11 years (Kendrick Nunn, Kay Felder, Keith Benson & Rawle Marshall)

6

Players that led the NCAA in a statistical category since 2009 (Jones/APG, Hamilton/PPG, Bader/3PG, Mondy/SPG, Felder/APG, Nunn/3PG)

8

Postseason appearances in the last 10 years (4 CIT, 2 NCAA, 1 Vegas 16, 1 NIT)

67

Wins in the Horizon League since becoming a member in July 2013

622

Career wins for Coach Kampe, 12th among active DI coaches

809

Oakland's all-time wins

977

Consecutive games with at least one 3-pointer made

MICHIGAN D1 SCHOOLS IN LEAGUE PLAY

10+ league wins in the last 13 seasons (since 2006-07)

- Oakland - 12
- Michigan State - 11
- Michigan - 7
- Western Michigan - 6
- Central Michigan - 4
- Detroit Mercy - 3
- Eastern Michigan - 1

MR. 600

- On Feb. 19, 2018 against Cleveland State, Greg Kampe earned his 600th career victory, becoming the (then) 15th active coach to reach the 600-win milestone in Division I.

UP THERE WITH THE BEST

- Last season the Golden Grizzlies ranked inside the NCAA's top-50 in six statistical categories:

- Assists per game: 8th (led HL)
- Total assists: 14th
- Three point FG percentage: 17th (led HL)
- Assist-to-turnover ratio: 21st (led HL)
- Three pointers per game: 32nd
- Three pointers made: 39th (led HL)

HELPING HANDS

- Last season, Oakland dished out 580 assists as a team, the most since in its Division I era and since the 1994-95 season.

A LOOK BACK AT 2018-19

> The Golden Grizzlies finished the season with a 16-17 overall record, going 11-7 in league play and advancing to its second-straight Horizon League Tournament Semifinal game.

> Xavier Hill-Mais earned first team all-league honors while Braden Norris was named to the all-freshman team.

> By going 11-7 in conference play, Oakland has recorded 10 or more league wins in 12 of the last 13 seasons, the most of any Michigan Division I school in that span.

> For the first time in Greg Kampe's 35 years as Oakland's head coach, four different Golden Grizzlies scored 30 points or more in a game this season (Hill-Mais, Jaevin Cumberland, Karmari Newman and Brad Brechting).

> Cumberland finished the regular season leading the Horizon League in total minutes (1,143; fourth nationally) and free throw percentage (89 percent, 15th nationally).

> Cumberland made a three-pointer in all 33 games last season.

> Brechting averaged 16.5 points and 10 rebounds per game in his final 11 games of 2018-19.

> The Golden Grizzlies earned another series sweep over in-state rival Detroit Mercy and have won 11 of the last 14 meetings against the Titans dating back to 2001, including the last five consecutive games.

> In the first matchup on Jan. 19, Oakland defeated the Titans 79-73 at Calihan Hall. The Golden Grizzlies and Titans met for a rematch at the O'rena on Feb. 23, and it was all Oakland from start to finish. Oakland cruised to a 95-75 win in front of an O'rena record crowd of 4,141. The 20-point win was the largest margin of victory in the series since 2001.

OAKLAND AT THE LEAGUE TOURNAMENT

- Oakland is 17-15 all-time in Division I league tournaments, becoming eligible in 2002.

- The Golden Grizzlies are 3-6 all-time in Horizon League tournament (five appearances).

- Oakland won its first-ever Horizon League postseason game in a thrilling 96-92 overtime win over Youngstown State in the O'rena (3/4/14).

- The Golden Grizzlies are 6-1 all-time as the No. 1 seed, capturing titles in 2010 and '11.

- The Black and Gold are 14-8 all-time as the higher seed in the tournament.

POSTSEASON SUCCESS

- Oakland has competed in 17 league tournaments, making five championship game appearances in 2005, '07, '09, '10, and '11

- The Golden Grizzlies won three of five championship games (2005, '10, '11)

THE LAST TIME OAKLAND...

SCORED 100+ POINTS 101 vs. YSU inside the O'rena (2/21/17)
SCORED 90-99 POINTS 94 vs. Goshen in the O'rena (11/5/19)
SCORED LESS THAN 50 POINTS 44 vs. Cleveland State at Little Caesars Arena (3/5/18)
SCORED LESS THAN 40 POINTS 30 at Northwestern in Welsh-Ryan Arena (11/21/98)
SHOT 60% OR BETTER .600 (28-47) at Fairfield in Alumni Hall (12/6/18)
SHOT 70% OR BETTER FROM 3-POINT RANGE .778 (7-9) vs. South Dakota State in the O'rena (2/2/08)
MADE 40 OR MORE FIELD GOALS 45 vs. South Dakota St. in Sioux Falls Arena (3/7/11)
MADE 15 OR MORE 3-POINT FIELD GOALS 18 at Hartford in Chase Arena (12/16/18)
MADE 30 OR MORE FREE THROWS 32 vs. Youngstown State in the O'rena (3/6/19)
OPPONENT SCORED 100+ POINTS 102 by #3 Kansas at Allen Fieldhouse (11/25/17)
OPPONENT SCORED 90-99 POINTS 99 by #8 Michigan State at the Breslin Center (12/21/18)
OPPONENT SCORED LESS THAN 60 PTS 50 vs. Hartford at the O'rena (11/18/19)
OPPONENT SCORED LESS THAN 50 PTS 47 vs. Defiance in the O'rena (11/19/18)
OPPONENT SHOT 60% OR BETTER .604 (32-53) by Northeastern at Matthews Arena (12/8/18)
OPPONENT SHOT 70% OR BETTER FROM 3-PT. .750 (12-16) by Utah State in the Smith Spectrum (3/25/12)
OPPONENT MADE 40 OR MORE FIELD GOALS 40 by Michigan State in the O'rena (11/17/98)
OPPONENT MADE 15 OR MORE 3-PT FG 16 by Youngstown State at the O'rena (1/4/16)
OPPONENT MADE 30 OR MORE FREE THROWS 34 by Western Michigan at University Arena (11/26/13)
OAKLAND HAD 50 OR MORE REBOUNDS 55 at Washington in Alaska Airlines Arena (12/19/15)
OAKLAND HAD 25 OR MORE OFFENSIVE REBOUNDS 27 vs. Southern University at the Sears Centre (11/26/10)
OAKLAND HAD 30 OR MORE DEFENSIVE REBOUNDS 35 vs. Northern Kentucky at Little Caesars Arena (3/11/19)
OPPONENT HAD 50 OR MORE REBOUNDS 56 by UIC at UIC Pavilion (1/8/17)
OAKLAND PLAYER SCORED 40 OR MORE POINTS 47 by Travis Bader vs. IUPUI in the O'rena (1/24/13)
OAKLAND PLAYER SCORED 30 OR MORE POINTS 32 by Brad Brechting vs. Youngstown State in the O'rena (2/1/19)
OAKLAND PLAYER MADE 15 OR MORE FIELD GOALS 15 by Corey Petros at UIC in the UIC Pavilion (2/4/15)
OAKLAND PLAYER MADE 8 OR MORE 3-PT FG 8 by Kendrick Nunn at Detroit Mercy in Callhan Hall (1/20/18)
OAKLAND PLAYER MADE 10 OR MORE FREE THROWS 10 by Brad Brechting vs. UIC in the O'rena (2/28/19)
OPPONENT PLAYER SCORED 30 OR MORE POINTS 30 by Levi Bradley, Northern Illinois, at the O'rena (11/25/18)
OPPONENT PLAYER MADE 15 OR MORE FIELD GOALS 16 by Albert Owens, Oral Roberts, at the Mabee Center (11/27/17)
OPPONENT PLAYER MADE 6 OR MORE 3-PT FIELD GOALS 7 by Bryn Forbes, Michigan State, at The Palace (12/22/15)
OPPONENT PLAYER MADE 10 OR MORE FREE THROWS 10 by Darius Roy, Milwaukee, at Panther Arena (2/16/19)
OAKLAND PLAYER HAD 15 OR MORE REBOUNDS 15 by Brad Brechting vs. Youngstown State in the O'rena (3/6/19)
OPPONENT PLAYER HAD 15 OR MORE REBOUNDS 17 by Loudon Love, Wright State in the Nutter Center (1/28/18)
OAKLAND PLAYER HAD A TRIPLE-DOUBLE Kay Felder (29 pts, 10 ast, 10 rebs vs. ETSU in Mandalay Bay (3/29/16)
OAKLAND HAD A 5 OR MORE WINNING STREAK Feb. 16 - March 6, 2019
OAKLAND HAD AN 8 OR MORE WINNING STREAK Jan. 9-Feb. 26, 2017

OPPORTUNITY KNOCKS

- Oakland has built a tradition of quality transfers that have made the most of their second opportunity since beginning competition in Division I (1999-2000):

- Kendrick Nunn, Illinois...HL Player of the Year, 25.9 ppg (2nd in NCAA), signed contract with Golden State Warriors
- Martez Walker, Texas...Two-time all-league selection
- Sherron Dorsey-Walker, Iowa State ... Top-10 in HL in four different categories, NIT win at Clemson
- Percy Gibson, Iowa State ... Scored over 11 ppg as Oakland made Vegas 16 Postseason
- Max Hooper, St. John's/Harvard ... Horizon League Sixth Man of the Year in 2016
- Reggie Hamilton, UMKC ... Led NCAA in scoring (26.1) in 2012
- Laval Lucas-Perry, Arizona/Michigan ... Helped Oakland make CIT Final Four
- Rawle Marshall, Ball State ... Mid-Con Tournament MVP in 2005
- Duke Mondy, Providence ... Led NCAA in steals (2013), Summit League Newcomer of the Year
- Vova Severovas, Wright State ... Two-time all-league player in 2006 and '07
- Courtney Scott, Iowa ... Led Oakland to first-ever NCAA tournament in 2005
- Larry Wright, St. John's ... Part of the consecutive NCAA tournaments in 2010 and '11
- Dan Waterstradt, Rutgers ... Helped Golden Grizzlies reach postseason in 2009

A SEVENTH YEAR IN THE HORIZON LEAGUE

- The Golden Grizzlies are 92-62 (.597) against Horizon League opponents since becoming a Division I institution. Here is a breakdown in the D1 era:

- Cleveland State (8-9)
- Detroit Mercy (11-4)
- Green Bay (8-8)
- IUPUI (24-16)
- Milwaukee (7-6)
- Northern Kentucky (5-4)
- UIC (11-2)
- Wright State (6-11)
- Youngstown State (13-4)

- In its first four seasons in the HL, Oakland improved its league win total every year: seven (2013-14), 11 (2014-15), 13 (2015-16), 14 (2016-17)

The Golden Grizzlies' record vs. the league since joining in 2014 in HL tournament;

- Cleveland State (0-1)
- Detroit Mercy (0-0)
- Green Bay (0-0)
- IUPUI (1-0)
- Milwaukee (0-0)
- Northern Kentucky (0-1)
- UIC (0-1)
- Wright State (0-2)
- Youngstown State (2-1)

METRO SERIES

- The Golden Grizzlies and Detroit Mercy branded a rivalry in 2014 that includes competition between the shared 14 intercollegiate sports. Two points are awarded to the school that picks up the victory. In the sport of cross country, golf, track and field, the school with the highest finish at the Horizon League Championships will be awarded the two points

- The Golden Grizzlies have dominated the rivalry over the first five seasons, outscoring the Titans 136-38.

- For the fifth consecutive year, Oakland University Athletics captured the Metro Series over Detroit Mercy. The Golden Grizzlies outscored the Titans by a score of 30-6, earning points by defeating or finishing ahead of Detroit Mercy in 15 of the 18 competitions between the two schools this season.

OAKLAND'S RECORD WHEN

Leading Scorer	Record	Win Pct.
Brad Brechting	1-0	.100
Daniel Oladapo	2-1	.500
Tray Maddox Jr.	0-1	.000
Kevin Kangu	1-0	.100
Xavier Hill-Mais	1-2	.333
Leading Rebounder	Record	Win Pct.
Daniel Oladapo	2-1	.667
Brad Brechting	1-1	.500
Xavier Hill-Mais	1-1	.500
Kevin Kangu	0-1	.000
Double-Figure Points	Record	Win Pct.
Brad Brechting	1-0	.100
Daniel Oladapo	2-1	.500
Xavier Hill-Mais	2-3	.400
Kevin Kangu	2-1	.667
Blake Lampman	1-0	.100
Tray Maddox Jr.	0-1	.000
Double-Figure Rebounds	Record	Win Pct.
Daniel Oladapo	2-0	.100
Xavier Hill-Mais	2-0	.100
Brad Brechting	1-0	.100
Double-Figure Assists	Record	Win Pct.
Double-Doubles	Record	Win Pct.
Daniel Oladapo	2-0	.100
Brad Brechting	1-0	.100
Xavier Hill-Mais	2-0	.100
Winning at halftime	Record	Win Pct.
	3-1	.750
Tied at halftime	Record	Win Pct.
Losing at halftime	Record	Win Pct.
	1-2	.333
Scores 74 points or less	Record	Win Pct.
	2-3	.400
Scores 75 points or more	Record	Win Pct.
	2-0	.100

OAKLAND INDIVIDUAL LEADERS

CONSECUTIVE DOUBLE-FIGURE POINTS

Xavier Hill-Mais.....	3
Daniel Oladapo.....	2

CAREER DOUBLE-FIGURE POINTS (2019-20)

Xavier Hill-Mais.....	41 (6)
Brad Brechting.....	21 (2)
Tray Maddox Jr.....	13 (4)
Daniel Oladapo.....	4 (4)
Kevin Kangu.....	4 (4)
Blake Lampman.....	1 (1)

CAREER 20 OR MORE POINTS (2019-20)

Xavier Hill-Mais.....	14 (0)
Brad Brechting.....	5 (1)
Daniel Oladapo.....	2 (2)
Tray Maddox Jr.....	1 (0)
Kevin Kangu.....	1 (1)

CAREER 30 OR MORE POINTS (2019-20)

Xavier Hill-Mais.....	4 (0)
Brad Brechting.....	1 (0)

CAREER DOUBLE-FIGURE REBOUNDS (2019-20)

Xavier Hill-Mais.....	8 (2)
Brad Brechting.....	6 (1)
Daniel Oladapo.....	2 (2)

CAREER DOUBLE-FIGURE ASSISTS (2019-20)

CONSECUTIVE GAMES WITH AT LEAST ONE 3-POINTER

Kenny Pittman Jr.....	2
Xavier Hill-Mais.....	1
Blake Lampman.....	1

CAREER DOUBLE-DOUBLES (2019-20)

Daniel Oladapo.....	2 (2)
Xavier Hill-Mais.....	8 (2)
Brad Brechting.....	6 (1)

DO YOU REMEMBER?

- Oakland went an outstanding 70-18 over its last 88 games vs. Summit League opponents, including the last four league tournaments. The Golden Grizzlies posted back-to-back league record of 17-1 seasons in 2009-10 and '10-11, earning 14 and 13 seeds in the NCAA tournaments

- Oakland holds the all-time Summit League record for consecutive league wins at 20 (2009-10, '10-11) and won 10 or more league games in seven consecutive seasons. The Golden Grizzlies set a new league record with three postseason wins en route to the 2012 College-Insider.com Postseason tournament semifinals

SUCCESS IN THE HORIZON LEAGUE

- Entering the 2019-20 season, the Golden Grizzlies have already made a name for themselves in the Horizon League as one of the winningest teams in its history. Here is the breakdown:

WINNING PERCENTAGE IN LEAGUE GAMES

(Minimum three seasons)

Coach	School	Years	W-L	PCT.
1. Brad Stevens	Butler	2007-12	73-17	.811
2. Bruce Pearl	Milwaukee	2001-05	51-13	.797
3. Bryce Drew	Valparaiso	2011-16	65-19	.774
4. Pete Gillen	Xavier	1985-94	83-25	.769
5. Scott Nagy	Wright State	2016-Pr.	38-16	.704
6. Brad Brownell	Wright State	2006-10	49-21	.700
7. Dick Acres	Oral Roberts	1982-85	29-13	.690
8. Todd Lickliter	Butler	2001-07	65-31	.677
9. Gene Sullivan	Loyola	1980-89	72-59	.649
10. Ken Hayes	Oral Roberts	1979-82	18-10	.643
11. Greg Kampe	Oakland	2013-Pr.	66-38	.635
12. Jim Crews	Evansville	1985-94	68-40	.630
13. John Brannen	Northern Ky.	2015-19	45-27	.625
14. Barry Collier	Butler	1989-00	93-56	.624
15. Perry Watson	Detroit	1993-08	131-95	.580

Horizon League All-Time Standings

(Entering 2019-20 season)

Current Members	League Games		Overall		Tournament	
	W-L (Pct.)	W-L (Pct.)	W-L (Pct.)	Tourn. Titles	Seasons in league	
Oakland	66-38 (.635)	112-89 (.557)	3-6 (.333)	0	6 (2013-present)	
Northern Ky.	45-27 (.625)	81-51 .614	6-2 (.800)	2	4 (2015-present)	
Green Bay	234-175 (.572)	438-344 .560	23-23 (.500)	2	25 (1994-present)	
Wright St.	219-189 (.534)	410-361 .532	25-23 (.521)	2	25 (1994-present)	
Milwaukee	201-210 (.489)	357-403 .470	23-18 (.561)	4	25 (1994-present)	
Detroit Mercy	266-306 (.465)	553-620 .471	35-36 (.493)	3	39 (1980-present)	
IUPUI	16-20 (.444)	27-36 .429	0-2 (.000)	0	2 (2017-present)	
Cleveland St.	182-236 (.435)	344-427 .446	15-22 (.405)	1	25 (1994-present)	
UIC	174-235 (.425)	353-422 .455	20-23 (.465)	2	25 (1994-present)	
Youngstown St.	93-217 (.300)	191-362 .345	6-18 (.250)	0	18 (2001-present)	

MID-MAJOR SUCCESS

Entering 2019-20, Oakland is winning 65 percent of its games against mid-major opponents since the 2008-09 season. The Golden Grizzlies are 206-110 against mid-major teams over the last 12 seasons (6-48 vs. Power 5, 15-0 vs. non-D1). Here is a breakdown of the Golden Grizzlies' record:

- 2008-09:** 23-12 overall
21-8 vs. mid-major teams
1-5 vs. Power 5, 1-0 vs. non-D1
- 2009-10:** 26-9 overall
24-3 vs. mid-major teams
0-6 vs. Power 5, 2-0 vs. non-D1
- 2010-11:** 25-10 overall
23-3 vs. mid-major teams
1-7 vs. Power 5, 1-0 vs. non-D1
- 2011-12:** 20-16 overall
18-12 vs. mid-major teams
1-4 vs. Power 5, 1-0 vs. non-D1
- 2012-13:** 16-17 overall
14-12 vs. mid-major teams
0-5 vs. Power 5, 2-0 vs. non-D1
- 2013-14:** 13-20 overall
11-15 vs. mid-major teams
0-5 vs. Power 5, 2-0 vs. non-D1
- 2014-15:** 16-17 overall
14-11 vs. mid-major teams
0-6 vs. Power 5, 2-0 vs. non-D1
- 2015-16:** 23-12 overall
22-9 vs. mid-major teams
1-3 vs. Power 5, 0-0 vs. non-D1
- 2016-17:** 25-8 overall
20-7 vs. mid-major teams
2-1 vs. Power 5, 2-0 vs. non-D1
- 2017-18:** 19-14 overall
19-11 vs. mid-major teams
0-3 vs. Power 5, 0-0 vs. non-D1
- 2018-19:** 16-17 overall
16-15 vs. mid-major teams
0-2 vs. Power 5, 1-0 vs. non-D1
- 2019-20:** 4-3 overall
3-2 vs. mid-major teams
0-1 vs. Power 5, 1-0 vs. non-D1

POWER-5 WINS

Oakland has a total of 10 wins against teams that hail from Power-5 conferences (10-68).

1. Northwestern, 60-41 (1/2/00), Evanston
2. Michigan, 97-90 (11/17/00), Rochester
3. Texas A&M, 90-58 (12/22/07), Rochester
4. No. 23 Oregon, 68-62 (12/22/07), Auburn Hills
5. Oregon, 82-79 OT (11/17/08), Eugene
6. No. 7 Tennessee, 89-82 (12/14/10), Knoxville
7. Tennessee, 89-81 (11/28/11), Rochester
8. Washington, 97-83 (12/19/15), Seattle
9. Georgia, 86-79 (12/23/16), Rochester
10. Clemson, 74-69 (3/14/17), Clemson

A breakdown of Oakland's record vs. the power conferences; ACC (1-6), Big Ten (2-39), Big 12 (1-12), Pac-12 (3-6), SEC (3-8) | Big East (high major, 0-15)

PURDUE UNIVERSITY FORT WAYNE TO JOIN HORIZON LEAGUE IN 2020

Purdue University Fort Wayne announced Aug. 6, 2019 that it will join the Horizon League and will begin competition during the 2020-2021 academic year. Purdue Fort Wayne will officially join the League on July 1, 2020.

The Purdue Fort Wayne Mastodons are entering their second full season of play under the Purdue brand, which was adopted in July 2018 as part of the university's realignment under the Purdue University system.

The university will continue as a member of the Summit League for the current 2019-2020 academic year.

Purdue Fort Wayne fields teams in 16 NCAA Division I sports and will sponsor 15 teams in the Horizon League: men's and women's basketball, baseball, softball, men's and women's cross country, men's and women's indoor track and field, men's and women's outdoor track and field, men's and women's golf, men's and women's soccer, and women's volleyball. The men's volleyball program will continue to compete in the Midwestern Intercollegiate Volleyball Association.

HORIZON LEAGUE ANNOUNCES INDIANAPOLIS AS FUTURE SITE FOR BASKETBALL CHAMPIONSHIPS

The Horizon League Council selected Indianapolis to host the 2020-22 Horizon League Men's and Women's Basketball Championships. The Indiana Farmers Coliseum will play host to the semifinal and championship games.

Indianapolis, the largest city in Indiana, is the home of the Horizon League and NCAA offices and has been a hub for some of the largest sporting events in the nation. It will host its eighth NCAA men's Final Four in 2021 and has already been selected to stage its ninth in 2026, while also holding three NCAA women's Final Fours with the most recent being in 2016.

The Indiana Farmers Coliseum, located at the Indiana State Fairgrounds & Event Center, is a 6,800-seat arena that hosts over 150 events and over 250,000 guests annually. The average drive for Horizon League fans is 3 hours, 45 minutes while eight of ten schools are within five hours of Indianapolis.

All eligible teams will compete in this year's Horizon League Basketball Championships and eight teams – four men and four women – will look to advance to Indianapolis March 9-10 at the Indiana Farmers Coliseum.

FUTURE HORIZON LEAGUE BASKETBALL SEMIFINALS & CHAMPIONSHIPS DATES

- March 9-10, 2020: Indiana Farmers Coliseum - Indianapolis
- March 8-9, 2021: Indiana Farmers Coliseum - Indianapolis
- March 7-8, 2022: Indiana Farmers Coliseum - Indianapolis

OAKLAND COMPETES IN INAUGURAL SUNSHINE SLAM

Oakland is one of four teams that played in the inaugural Sunshine Slam Nov. 8-10 at Silver Spurs Arena in Kissimmee, Florida.

Delaware, Oakland, Southern Illinois, and UTSA comprised the tournament field. Kevin Kangu was named to the All-Tournament team

— SCHEDULE —
Friday, November 8
Oakland 53 vs. Delaware 56
UTSA 60 vs. Southern Illinois 72

Saturday, November 9
Delaware 56 vs. Southern Illinois 54
UTSA 62 vs. Oakland 75

Sunday, November 10
Southern Illinois 51 vs. Oakland 62
Delaware 91 vs. UTSA 79

OAKLAND VERSUS RANKED

The Golden Grizzlies have faced a ranked opponent in every season except one (2005-06), posting an overall record of 2-44.

Oakland's two top-25 wins came versus No. 23 Oregon (68-62) at The Palace of Auburn Hills on Dec. 22, 2007, and at No. 7 Tennessee (89-82) on Dec. 14, 2010 inside Thompson-Boling Arena

The Golden Grizzlies played a program-high six teams in 2010-11 and have faced 23 nationally-ranked teams over the last eight seasons, going 1-22 in those games.

PLAYING THE BEST IN THE COUNTRY

Oakland has faced 35 ranked teams the last 14 seasons, 18 against top-10 opponents and three against the No. 1 team in the country. Here is a breakdown of the teams Oakland has faced;

- Alabama (2)
- Arkansas (2)
- Arizona (2)
- Cal
- Cincinnati
- Clemson
- Georgia
- Gonzaga
- Illinois
- Indiana
- Iowa
- Iowa State
- Kansas (3)
- Kansas State
- Purdue
- Marquette (2)
- Maryland (2)
- Memphis
- Michigan (4)
- Michigan State (11)
- North Carolina
- Ohio State
- Oregon (3)
- Pittsburgh (4)
- Syracuse (2)
- Texas
- Tennessee (3)
- UCLA (3)
- Virginia
- Washington
- West Virginia (2)
- Wisconsin
- Xavier

A breakdown of Oakland's record since 2006-07:

7-51 vs. Power 5 conference teams (.121 winning pct.)

16-0 vs. non-D1 teams (1.000 winning pct.)

** This includes Gonzaga, Memphis and Xavier (all three were ranked when Oakland faced them)

POWER-5 CONFERENCE IN THE O'RENA

Oakland has welcomed six power-five conference opponents to the Athletics Center O'rena, posting a 4-2 record in those contests

No. 5 Michigan State | L, 96-66 (11/17/98)
3,405 in attendance

Michigan | W, 97-90 (11/17/00)
4,005 in attendance

No. 5 Missouri | L, 90-85 (11/29/03)
2,435 in attendance

Texas A&M | W, 90-58 (12/6/03)
2,435 in attendance

Tennessee | W, 89-81 (11/28/11)
3,755 in attendance

Georgia | W, 86-79 (12/23/16)
4,063 in attendance

KAMPE MILESTONE WINS

Win	Date	Score, Opponent	Note
1	11/26/84	69-68, NE Illinois	First win as collegiate head coach
46	2/26/87	71-60, Michigan Tech	First 20-win season for Oakland
100	1/25/90	87-75, Michigan Tech	100th win in 159 games
158	12/18/94	86-65, Toledo	First win over Division I opponent
172	3/8/94	105-98, Quincy	Oakland's first NCAA tournament game and win
200	1/4/96	90-81, Lake Superior St.	324 games into his career
212	2/24/96	104-77, Ferris State	First-ever GLIAC regular-season title
237	3/7/97	75-72, Indianapolis	Led Oakland to first Sweet 16
252	11/15/99	72-71, Illinois State	First win as a Division I school
266	12/4/00	78-65, Southern Utah	Oakland earns first Summit League win
277	2/26/00	86-84 (OT), Oral Roberts	First Summit League title in first yr. in league
278	11/17/01	97-90, Michigan	Oakland defeats Michigan for first time
300	1/31/02	84-60, Southern Utah	Oakland attains first winning record in D-I
343	2/26/05	94-89 (OT), IUPUI	Kampe reaches 50 wins in Summit League
348	3/8/05	61-60, Oral Roberts	Oakland wins Summit League tournament
349	3/15/05	79-69, Alabama A&M	First NCAA D-I tournament win
385	12/22/07	68-62, #23/21 Oregon	Oakland's first win over D-I ranked opponent
400	12/4/08	84-78, UMKC	Becomes 34th active D-I coach to reach 400
416	3/8/09	75-62, IPFW	First 20-win season in D-I
419	3/17/09	80-74, Kent State	First Colleg Insider.com tournament win
439	2/13/10	83-71, UMKC	Back-to-Back 20-win seasons
445	3/9/10	76-64, IUPUI	Second Summit League tournament title
450	12/4/10	99-62, UMKC	Moved into 3rd all-time in league wins
451	12/14/10	89-82, #7/7 Tennessee	Highest ranked team beaten at D-I
452	12/20/10	103-79, Rochester College	200th win in Division I
459	1/22/11	83-76, North Dakota St.	Summit League record 17th straight win
462	2/3/11	88-65, Western Illinois	20th consecutive league win/New record
465	2/19/11	105-96, South Dakota St.	3rd consecutive 20-win season, 9th overall
470	3/8/11	90-76, Oral Roberts	2nd straight league tourney title and NCAA berth
475	11/28/11	89-81, Tennessee	7th win over Power-5 opponent; 2nd straight over UT
490	3/20/12	77-70, RICE	Set league record with 3rd postseason win
500	1/26/13	67-60, WESTERN ILLINOIS	Became 5th active coach to win 500 at 1 school
512	1/4/14	75-70, VALPARAISO	First Horizon League win
513	1/11/14	77-69, at Detroit	First win inside Cailhan Hall, Even D1 series with UDM
516	2/14/14	83-82 (OT), DETROIT	First Horizon League sweep over the Titans
519	3/4/14	96-92 (OT), YOUNGSTOWN STATE	First HL tournament win, first home league tourney game
525	1/15/15	69-66, GREEN BAY	Defeated Green Bay for first time in Horizon League play
527	1/26/15	59-56, CLEVELAND STATE	First-ever win over the Vikings
532	2/15/15	83-78, DETROIT	Won first-ever Michigan Sports Hall of Fame Cup
550	2/1/16	85-74, at Northern Kentucky	300th career conference victory
568	12/23/16	86-79, vs. Georgia	Fourth Power-5 conference win at home (4-2 all-time)
578	2/17/17	82-71, vs. VALPARAISO	1,000th career game coached
582	2/26/17	86-75, at Milwaukee	First ever regular season Horizon League Championship
583	3/14/17	74-69, at Clemson	First win over ACC opponent, first NIT win
600	2/16/18	82-66, at Cleveland State	15th active DI coach to reach 600 wins
613	2/2/19	83-68, vs. Cleveland State	Oakland earns 800th win as a program



HEAD COACH GREG KAMPE | 36TH SEASON

THE KAMPE FILE

Overall: 622-458 (.576); 357-293 D1 (.550)

Overall League Record: 341-204 (.625)

1984-98 GLIAC (DII): 128-87 (.595)

1999-2013 Mid-Con/Summit: 147-81 (.644)

2014-Pres. Horizon: 67-39 (.632)

Born: Dec. 9, 1955

Hometown: Defiance, Ohio

Education: B.S. in Business and Journalism, Bowling Green State University, 1978; M.S. in Physical Education, Toledo, 1979

Family: Wife Susan, three sons, Keith (Oakland baseball alum), Branch (former LSU football player) and Press (Attended Berklee College of Music)

Coaching Career: Head Coach, Oakland University, 1984-present; Assistant Coach, Toledo, 1979-84; Graduate Assistant, Toledo, 1978-79

Playing Career: Bowling Green, 1975-78 (football and basketball)

KAMPE BY THE NUMBERS

Most seasons with current school (Division I)

1. Jim Boeheim, Syracuse	44th season
2. Mike Krzyzewski, Duke	40th season
3. Greg Kampe, Oakland	36th season

Most wins by active Division I coaches (through 11/24)

1. Mike Krzyzewski, Duke	1,138
2. Jim Boeheim, Syracuse	950
3. Roy Williams, North Carolina	875
4. Bob Huggins, West Virginia	864
5. Cliff Ellis, Coastal Carolina	767
6. John Calipari, Kentucky	713
7. Rick Barnes, Tennessee	696
8. Bill Self, Kansas	683
9. Dana Altman, Oregon	650
10. Jim Larranaga, Miami (FL)	649
11. Lon Kruger, Oklahoma	644
12. Greg Kampe, Oakland	622
13. Kelvin Sampson, Houston	618
14. Tubby Smith, High Point	613
15. Tom Izzo, Michigan State	609

! Record reflects 101 wins vacated between 2004-07 and 2010-12 by the NCAA

- Greg Kampe has been on the Oakland sidelines for 36 years and is the third-longest tenured coach at one school in Division I. Kampe has led the Golden Grizzlies to three NCAA tournaments (2005, 2010, 2011) and coached four NBA players over the last 14 years.

- He became the fourth active D1 coach to win 600 games at one school in 2018. He finished third all-time in The Summit League with 147 league victories and earned a league-best five coach of the year selections

A CLOSER LOOK AT KAMPE

- Is No. 12 among active Div. 1 coaches in career wins.

- Inducted into Michigan Sports Hall of Fame in 2017.

- National Coach of the Year by *CollegeInsider.com* in 2000, after leading Oakland to the Mid-Con regular-season title in the Golden Grizzlies first season of D-I competition.

- 1 of 2 Oakland coaches to be inducted into the Hollie L. Lepley Hall of Honor while still active; Earning that distinction in Jan. 2012 with longtime swim coach Pete Hovland.

- Led team to a nation's-best 34-2 league record from 2009-11.


- Oakland won six Summit League championships in 14 seasons.

- The Golden Grizzlies are 79-25 (.759) in league play at home since 2008.

- Mid-Major Coach of the Year finalist in 2011.

- Over 30 players have gone on to play professionally, including four in the NBA; Rawle Marshall, Keith Benson, Kay Felder and Kendrick Nunn.

- Brian Gregory (1987-90) continues to hold the all-time school record in assists for a career, single-season and single-game, and now has become a very successful college coach; Gregory has been a head coach at Dayton and Georgia Tech, and was a special assistant to MSU's Tom Izzo in 2016-17. In March of 2017, he was named South Florida's head coach.



1 // Rashad Williams
RS Sophomore
Guard




2 // Tray Maddox Jr.
Sophomore
Guard



4 // Daniel Oladapo
Sophomore
Forward




5 // Emmanuel Newsome
Freshman
Guard



10 // Zach Goodline
Freshman
Guard




11 // Blake Lampman
Freshman
Guard




13 // Brad Brechting
RS Senior
Center




14 // Xavier Hill-Mais
RS Senior
Forward




15 // Kevin Kangu
Junior
Guard



20 // Babatunde Sowunmi
Sophomore
Center




21 // Madison Monroe
Freshman
Guard




24 // Kenny Pittman Jr.
Sophomore
Guard



33 // Christopher Gettelfinger
Freshman
Guard



34 // Yusuf Jihad
Freshman
Center



35 // Jackie Harris
Freshman
Forward



Greg Kampe
Head Coach



Jeff Smith
Associate Head Coach



Tony Jones
Assistant Coach



Mychal Covington
Assistant Coach



Sarah Judd
Director of Basketball
Operations



Corey Wheeler
Graduate Assistant



Chris Curran
Assistant Athletic Director
for Athletic Training



RASHAD WILLIAMS 01
REDSHIRT SOPHOMORE | 6-2 | 185 | GUARD
DETROIT, MICH. | WAYNE MEMORIAL | CLEVELAND ST.

CAREER NOTES

Cleveland State (2018-19)

- Played in 31 games and made nine starts
- Named to the Horizon League All-Freshman Team
- Averaged 10.8 points, 1.8 rebounds and shot 40.8 percent from the three-point line
- Led the Horizon League in three-point shooting overall (.408) and in league play (.434)
- Established a Cleveland State freshman record with 91 three-pointers
- Ranked second all-time in Cleveland State single-season history with 91 three-pointers

CAREER HIGHS (AT CSU)

Points	25	at Illinois State	12/16/18
Rebounds	4	2x, at Oakland	2/2/19
Assists	5	at Oakland	2/2/19
Steals	4	vs. Green Bay	2/7/19
Blocks	1	at Oakland	2/2/19
Minutes	39	at Youngstown State	3/2/19
FG Made	8	2x, vs. Northern Ky.	1/17/19
FG Att.	22	at Oakland	2/2/19
3-pt FG Made	7	at Illinois State	12/16/18
3-pt FG Att.	14	at Oakland	2/2/19
FT Made	4	2x, at Northern Ky.	2/23/19
FT Attempts	6	vs. Notre Dame (Ohio)	12/9/18

SEASON NOTES

- Will redshirt for the 2019-20 season.

GAME-BY-GAME

SEASON HIGHS



TRAY MADDOX 02

SOPHOMORE | 6-4 | 200 | GUARD
NOVI, MICH. | NOVI

CAREER NOTES

2018-19

- Appeared in 30 games, making 20 starts
- Averaged 6.7 points and 2.4 rebounds
- Scored in double figures nine times
- Oakland went 7-2 when he scored in double figures
- Scored a career high 21 points, his first 20-point game of his career, at IUPUI on Jan. 24

CAREER HIGHS

Points	21	at IUPUI	1/24/19
Rebounds	8	vs. Northern Kentucky	3/11/19
Assists	5	2x, vs. UTSA	11/9/19
Steals	4	at Milwaukee	2/16/19
Blocks	1	3x, vs. Northern Kentucky	3/11/19
Minutes	40	vs. UTSA	11/9/19
FG Made	8	at IUPUI	1/24/19
FG Att.	15	2x, vs. Youngstown State	3/6/19
3-pt FG Made	4	at IUPUI	1/24/19
3-pt FG Att.	7	3x, vs. Southern Illinois	11/10/19
FT Made	7	vs. UTSA	11/9/19
FT Attempts	9	vs. UTSA	11/9/19

SEASON NOTES

- Made first start of the season against Goshen

GAME-BY-GAME

#2 MADDOX JR., Tray

Opponent	Date	GS	MIN	Total		3-Pointers		Free throws		Rebounds				PF	A	T/O	BLK	STL	PTS	AVG	
				FG	FGA	PCT	3FG	3FGA	PCT	FT	FTA	PCT	OFF								DEF
Goshen	11/05/2019	*	10	0-0	.000	0-0	.000	0-0	.000	0	1	1	1.0	0	1	1	0	0	0	0.0	
vs Delaware	11/08/2019	*	35	4-10	.400	2-5	.400	5-5	1.000	0	2	2	1.5	1	2	3	0	2	15	7.5	
vs UTSA	11/09/2019	*	40	4-10	.400	1-5	.200	7-9	.778	0	3	3	2.0	4	5	1	0	1	16	10.3	
vs Southern Ill.	11/10/2019	*	36	4-12	.333	2-7	.286	1-2	.500	1	6	7	3.3	1	0	2	0	1	11	10.5	
at Maryland	11/16/2019	*	24	2-7	.286	1-5	.200	0-0	.000	0	2	2	3.0	1	0	0	0	1	5	9.4	
Hartford	11/18/2019	*	33	1-11	.091	0-3	.000	5-7	.714	1	4	5	3.3	2	1	1	1	2	7	9.0	
at Northern Ill.	11/25/2019		32	3-7	.429	0-3	.000	5-6	.833	1	3	4	3.4	2	1	1	0	0	11	9.3	
Totals			6	209	18-57	.316	6-28	.214	23-29	.793	3	21	24	3.4	11	10	9	1	7	65	9.3

Player Averages

Games Played	Minutes/game	Points/game	FG Pct	3FG Pct	FT Pct	Rebounds/game	Assists/game	Turnovers/game	Assist/Turnover ratio	Steals/game	Blocks/game
7	29.8	9.3	31.6	31.6	79.3	3.4	1.4	1.3	1.1	1.0	0.1

SEASON HIGHS

Points	16	vs UTSA (11/09/19)
	15	vs Delaware (11/08/19)
	11	vs Southern Ill. (11/10/19)
	7	HARTFORD (11/18/19)
	5	at Maryland (11/16/19)
Field Goals Made	4	vs Southern Ill. (11/10/19)
	4	vs UTSA (11/09/19)
	4	vs Delaware (11/08/19)
Field Goal Attempts	12	vs Southern Ill. (11/10/19)
	11	HARTFORD (11/18/19)
3-Point Field Goals Made	2	vs Southern Ill. (11/10/19)
	2	vs Delaware (11/08/19)
3-Point FG Attempts	7	vs Southern Ill. (11/10/19)
	5	at Maryland (11/16/19)
	5	vs UTSA (11/09/19)
	5	vs Delaware (11/08/19)
3-Pt FG Pct (min 2 made)	.400	(2-5) vs Delaware (11/08/19)
	.286	(2-7) vs Southern Ill. (11/10/19)
Free Throws Made	7	vs UTSA (11/09/19)
	5	HARTFORD (11/18/19)
	5	vs Delaware (11/08/19)
Free Throw Attempts	9	vs UTSA (11/09/19)
	7	HARTFORD (11/18/19)
FT Pct (min 3 made)	1.000	(5-5) vs Delaware (11/08/19)
	.778	(7-9) vs UTSA (11/09/19)
Rebounds	7	vs Southern Ill. (11/10/19)
	5	HARTFORD (11/18/19)
	5	vs UTSA (11/09/19)
Assists	5	vs UTSA (11/09/19)
	2	vs Delaware (11/08/19)
Steals	2	HARTFORD (11/18/19)
	2	vs Delaware (11/08/19)
Blocked Shots	1	HARTFORD (11/18/19)
Turnovers	3	vs Delaware (11/08/19)
Fouls	4	vs UTSA (11/09/19)
	40	vs UTSA (11/09/19)
Minutes	36	vs Southern Ill. (11/10/19)



DANIEL OLADAPO 04

SOPHOMORE | 6-7 | 220 | FORWARD

BLADENSBURG, MD. | BLADENSBURG | CHIPOLA COLLEGE

CAREER NOTES

Chipola College (2018-19)

- All-Panhandle First Team selection
- Panhandle Conference Freshman of the Year
- Appeared in 31 games
- Averaged 14.5 points and eight rebounds per game
- Scored a career high 31 points against Miami Dade College
- Recorded nine double-doubles

CAREER HIGHS (At OAK)

Points	23	vs. Southern Illinois	11/10/19
Rebounds	12	2x, vs. Hartford	11/18/19
Assists	5	vs. Goshen College	11/5/19
Steals	2	vs. Delaware	11/8/19
Blocks	--		
Minutes	32	2x, vs. Southern Illinois	11/5/19
FG Made	10	vs. Southern Illinois	11/10/19
FG Att.	13	vs. Southern Illinois	11/10/19
3-pt FG Made	--		
3-pt FG Att.	--		
FT Made	9	vs. Goshen College	11/5/19
FT Attempts	14	vs. Goshen College	11/5/19

SEASON NOTES

- Recorded first double-double of his Oakland career against Goshen (21 pts, 12 rebs)
- Named Nike Horizon League Player of the Week (11/11)
- Oakland is 2-0 this season when recording a double-double

GAME-BY-GAME

#4 OLADAPO, Daniel

Opponent	Date	GS	MIN	Total		3-Pointers		Free throws		Rebounds				PF	A	T/O	BLK	STL	PTS	AVG	
				FG-FGA	PCT	3FG-3FGA	PCT	FT-FTA	PCT	OFF	DEF	TOT	AVG								
Goshen	11/05/2019	*	28	6-10	.600	0-0	.000	9-14	.643	7	5	12	12.0	0	5	1	0	1	21	21.0	
vs Delaware	11/08/2019	*	31	2-8	.250	0-0	.000	2-6	.333	3	5	8	10.0	1	2	3	0	2	6	13.5	
vs UTSA	11/09/2019	*	28	2-6	.333	0-0	.000	1-2	.500	2	2	4	8.0	1	0	2	0	1	5	10.7	
vs Southern Ill.	11/10/2019	*	32	10-13	.769	0-0	.000	3-4	.750	3	3	6	7.5	2	0	3	0	1	23	13.8	
at Maryland	11/16/2019	*	28	1-3	.333	0-0	.000	1-7	.143	3	3	6	7.2	0	2	2	0	0	3	11.6	
Hartford	11/18/2019	*	28	4-5	.800	0-0	.000	4-4	1.000	3	9	12	8.0	0	1	4	0	1	12	11.7	
at Northern Ill.	11/25/2019	*	31	4-7	.571	0-0	.000	5-6	.833	3	3	6	7.7	1	0	3	0	0	13	11.9	
Totals			7	207	29-52	.558	0-0	.000	25-43	.581	24	30	54	7.7	5	10	18	0	6	83	11.9

Player Averages

Games Played	Minutes/ game	Points/ game	FG Pct	3FG Pct	FT Pct	Rebounds/ game	Assists/ game	Turnovers/ game	Assist/Turnover ratio	Steals/ game	Blocks/ game
7	29.6	11.9	55.8	55.8	58.1	7.7	1.4	2.6	0.6	0.9	0.0

SEASON HIGHS

Points	31	vs Delaware (11/08/19)
Rebounds	12	vs Southern Ill. (11/10/19)
Field Goals Made	10	GOSHEN (11/05/19)
Field Goal Attempts	13	vs Southern Ill. (11/10/19)
FG Pct (min 5 made)	.769 (10-13)	vs Southern Ill. (11/10/19)
Free Throws Made	9	GOSHEN (11/05/19)
Free Throw Attempts	14	HARTFORD (11/18/19)
FT Pct (min 3 made)	1.000 (4-4)	HARTFORD (11/18/19)
Rebounds	12	vs Southern Ill. (11/10/19)
Assists	5	GOSHEN (11/05/19)
Steals	2	at Maryland (11/16/19)
Turnovers	4	HARTFORD (11/18/19)
Fouls	2	vs Southern Ill. (11/10/19)
Minutes	32	vs Southern Ill. (11/10/19)



EMMANUEL NEWSOME 05

FRESHMAN | 6-0 | 151 | GUARD
BOCA RATON, FLA. | WESTLAKE PREP

CAREER NOTES

High School

- Played five seasons with Wade Elite AAU
- AAU team made it to the Elite 8 on two occasions in the Las Vegas Fab 48 tournament and AAU Nationals
- Father, Eric Newsome, was a standout basketball player at Miami (OH) from 1983-88 and ranks fourth all-time in career points for the Redhawks
- Grandfather, Dr. Emanuel "Manny" Newsome, played basketball at Western Michigan from 1960-64 and was the school's all-time leading scorer for more than 45 years

CAREER HIGHS

Points	2	3x, at NIU	11/25/19
Rebounds	1	vs. Goshen College	11/5/19
Assists	1	vs. Goshen College	11/5/19
Steals	--		
Blocks	--		
Minutes	6	vs. Goshen College	11/5/19
FG Made	--		
FG Att.	3	vs. Goshen College	11/5/19
3-pt FG Made	--		
3-pt FG Att.	1	2x, vs. Hartford	11/18/19
FT Made	2	3x, vs. NIU	11/25/19
FT Attempts	2	3x, vs. NIU	11/25/19

SEASON NOTES

- Scored first career points vs. Goshen (11/5)

GAME-BY-GAME

#5 NEWSOME, Emmanuel

Opponent	Date	GS	MIN	Total		3-Pointers		Free throws		Rebounds				PF	A	T/O	BLK	STL	PTS	AVG
				FG	FGA	PCT	3FG	3FGA	PCT	FT	FTA	PCT	OFF							
Goshen	11/05/2019	6	0-3	.000	0-1	.000	2-2	1.000	0	1	1	1.0	1	1	0	0	2	2.0		
vs UTSA	11/09/2019	2	0-1	.000	0-0	.000	0-0	.000	0	0	0	0.5	1	0	0	0	0	1.0		
at Maryland	11/16/2019	6	0-1	.000	0-0	.000	2-2	1.000	0	2	2	1.0	0	1	0	0	2	1.3		
Hartford	11/18/2019	2	0-1	.000	0-1	.000	0-0	.000	0	0	0	0.8	0	0	1	0	0	1.0		
at Northern Ill.	11/25/2019	6	0-1	.000	0-1	.000	2-2	1.000	0	0	0	0.6	0	0	0	0	2	1.2		
Totals		0	21	0-7	.000	0-3	.000	6-6	1.000	0	3	0.6	2	2	2	0	0	6	1.2	

Player Averages

Games Played	Minutes/game	Points/game	FG Pct	3FG Pct	FT Pct	Rebounds/game	Assists/game	Turnovers/game	Assist/Turnover ratio	Steals/game	Blocks/game
5	4.2	1.2	0.0	0.0	100.0	0.6	0.4	0.4	1.0	0.0	0.0

SEASON HIGHS

Points	2	at Maryland (11/16/19)
	2	GOSHEN (11/05/19)
Field Goal Attempts	3	GOSHEN (11/05/19)
	1	HARTFORD (11/18/19)
	1	at Maryland (11/16/19)
	1	vs UTSA (11/09/19)
3-Point FG Attempts	1	HARTFORD (11/18/19)
	1	GOSHEN (11/05/19)
Free Throws Made	2	at Maryland (11/16/19)
	2	GOSHEN (11/05/19)
Free Throw Attempts	2	at Maryland (11/16/19)
	2	GOSHEN (11/05/19)
Rebounds	2	at Maryland (11/16/19)
	1	GOSHEN (11/05/19)
Assists	1	at Maryland (11/16/19)
	1	GOSHEN (11/05/19)
Turnovers	1	HARTFORD (11/18/19)
	1	GOSHEN (11/05/19)
Fouls	1	vs UTSA (11/09/19)
	1	GOSHEN (11/05/19)
Minutes	6	at Maryland (11/16/19)
	6	GOSHEN (11/05/19)



ZACH GOODLINE 10
FRESHMAN | 6-1 | 175 | GUARD
COLOMA, MICH. | COLOMA

CAREER NOTES

High School

- 2019 Division 2 Associated Press First Team All-State
- Two-time Associated Press Division 2 Honorable Mention (2017, 2018)
- Four-time Basketball Coaches Association of Michigan All-State selection
- Four-time First Team All-Southwestern Athletic Conference selection
- Finished his high school career second all-time in Michigan history in free throws made, seventh in three-pointers made and 15th in points

CAREER HIGHS

- Points
- Rebounds
- Assists
- Steals
- Blocks
- Minutes
- FG Made
- FG Att.
- 3-pt FG Made
- 3-pt FG Att.
- FT Made
- FT Attempts

GAME-BY-GAME

SEASON NOTES

SEASON HIGHS



BLAKE LAMPMAN 11

FRESHMAN | 6-1 | 171 | GUARD

HASLETT, MICH. | HASLETT

CAREER NOTES

High School

- Lansing State Journal Division 2 All-Area selection in 2019
- Member of Haslett squad that went 20-6, making it to quarterfinals of the MHSAA Division 2 Boys Basketball State Championship
- Member of Haslett team that captured CAAC Red championship and district title in 2018-19
- Also played football at Haslett

CAREER HIGHS

Points	10	vs. Goshen College	11/5/19
Rebounds	2	2x, vs. Southern Illinois	11/10/19
Assists	3	vs. Goshen College	11/5/19
Steals	1	vs. Goshen College	11/5/19
Blocks	--		
Minutes	22	vs. Southern Illinois	11/10/19
FG Made	3	2x, UTSA	11/9/19
FG Att.	5	at NIU	11/25/19
3-pt FG Made	3	2x, UTSA	11/9/19
3-pt FG Att.	4	vs. UTSA	11/9/19
FT Made	1	vs. Goshen College	11/5/19
FT Attempts	1	vs. Goshen College	11/5/19

SEASON NOTES

- Scored first career points (10) against Goshen going a perfect 3-3 from downtown

GAME-BY-GAME

#11 LAMPMAN, Blake

Opponent	Date	GS	MIN	Total		3-Pointers		Free throws		Rebounds				PF	A	T/O	BLK	STL	PTS	AVG
				FG-FGA	PCT	3FG-3FGA	PCT	FT-FTA	PCT	OFF	DEF	TOT	AVG							
Goshen	11/05/2019		17	3-3	1.000	3-3	1.000	1-1	1.000	0	0	0	0.0	0	3	0	0	1	10	10.0
vs Delaware	11/08/2019		4	0-0	.000	0-0	.000	0-0	.000	0	1	1	0.5	0	0	0	0	0	5.0	
vs UTSA	11/09/2019		18	3-4	.750	3-4	.750	0-0	.000	0	2	2	1.0	4	1	1	0	9	6.3	
vs Southern Ill.	11/10/2019		22	1-3	.333	0-2	.000	0-0	.000	0	2	2	1.3	0	0	0	0	2	5.3	
at Maryland	11/16/2019		12	1-2	.500	1-2	.500	0-0	.000	0	2	2	1.4	1	0	1	0	3	4.8	
Hartford	11/18/2019		9	0-3	.000	0-3	.000	0-0	.000	0	1	1	1.3	0	1	0	0	0	4.0	
at Northern Ill.	11/25/2019		19	1-5	.200	1-5	.200	0-0	.000	0	1	1	1.3	1	1	0	1	3	3.9	
Totals			0	100	9-20	.450	8-19	.421	1-1	1.000	0	9	9	1.3	6	6	2	0	27	3.9

Player Averages

Games Played	Minutes/game	Points/game	FG Pct	3FG Pct	FT Pct	Rebounds/game	Assists/game	Turnovers/game	Assist/Turnover ratio	Steals/game	Blocks/game
7	14.2	3.9	45.0	45.0	100.0	1.3	0.9	0.3	3.0	0.3	0.0

SEASON HIGHS

Points	10	GOSHEN (11/05/19)
	9	vs UTSA (11/09/19)
	3	at Maryland (11/16/19)
	2	vs Southern Ill. (11/10/19)
Field Goals Made	3	vs UTSA (11/09/19)
	3	GOSHEN (11/05/19)
Field Goal Attempts	4	vs UTSA (11/09/19)
	3	HARTFORD (11/18/19)
	3	vs Southern Ill. (11/10/19)
	3	GOSHEN (11/05/19)
3-Point Field Goals Made	3	vs UTSA (11/09/19)
	3	GOSHEN (11/05/19)
3-Point FG Attempts	4	vs UTSA (11/09/19)
	3	HARTFORD (11/18/19)
	3	GOSHEN (11/05/19)
3-Pt FG Pct (min 2 made)	1.000 (3-3)	GOSHEN (11/05/19)
	.750 (3-4)	vs UTSA (11/09/19)
Free Throws Made	1	GOSHEN (11/05/19)
Free Throw Attempts	1	GOSHEN (11/05/19)
Rebounds	2	at Maryland (11/16/19)
	2	vs Southern Ill. (11/10/19)
	2	vs UTSA (11/09/19)
Assists	3	GOSHEN (11/05/19)
	1	HARTFORD (11/18/19)
	1	vs UTSA (11/09/19)
Steals	1	GOSHEN (11/05/19)
Turnovers	1	at Maryland (11/16/19)
	1	vs UTSA (11/09/19)
Fouls	4	vs UTSA (11/09/19)
Minutes	22	vs Southern Ill. (11/10/19)
	18	vs UTSA (11/09/19)



BRAD BRECHTING 13

RS SENIOR | 6-11 | 240 | CENTER
CEDAR SPRINGS, MICH. | CEDAR SPRINGS

CAREER NOTES

2018-19

- Appeared in all 33 games, making 27 starts
- Averaged 9.5 points and 5.9 rebounds per game
- In league play, averaged 13.4 points and 6.9 rebounds per game
- Averaged 16.5 points and 10 rebounds per game in his final 11 games
- Scored in double figures in 12 of his last 13 games

CAREER HIGHS

Points	32	vs. Cleveland State	2/2/19
Rebounds	18	vs. Youngstown State	1/31/19
Assists	4	vs. IUPUI	3/2/19
Steals	2	3x, at Wright State	2/7/19
Blocks	5	vs. Northern Kentucky	3/11/19
Minutes	33	2x, at Green Bay	2/14/19
FG Made	14	vs. Cleveland State	2/2/19
FG Att.	15	vs. Cleveland State	2/2/19
3-pt FG Made	4	vs. James Madison	11/23/18
3-pt FG Att.	7	vs. James Madison	11/23/18
FT Made	10	vs. UIC	2/28/19
FT Attempts	10	vs. UIC	2/28/19

GAME-BY-GAME

#13 BRECHTING, Brad

Opponent	Date	GS	MIN	Total		3-Pointers		Free throws		Rebounds				PF	A	T/O	BLK	STL	PTS	AVG	
				FG-FGA	PCT	3FG-3FGA	PCT	FT-FTA	PCT	OFF	DEF	TOT	AVG								
Goshen	11/05/2019	*	19	8-8	1.000	0-0	.000	5-7	.714	1	3	4	4.0	2	2	0	1	21	21.0		
vs Delaware	11/08/2019	*	26	2-7	.286	0-0	.000	1-2	.500	0	6	6	5.0	3	0	2	0	3	5	13.0	
vs UTSA	11/09/2019	*	22	1-2	.500	0-0	.000	2-2	1.000	0	6	6	5.3	3	0	1	0	1	4	10.0	
vs Southern Ill.	11/10/2019	*	30	6-10	.600	0-0	.000	4-4	1.000	6	6	12	7.0	2	1	4	2	0	16	11.5	
at Maryland	11/16/2019	*	25	3-10	.300	0-2	.000	0-2	.000	2	4	6	6.8	2	1	3	0	2	6	10.4	
Hartford	11/18/2019	*	24	2-4	.500	0-0	.000	2-4	.500	1	3	4	6.3	3	1	1	0	0	6	9.7	
at Northern Ill.	11/25/2019	*	16	1-4	.250	0-0	.000	1-2	.500	2	3	5	6.1	3	1	2	2	0	3	8.7	
Totals			7	161	23-45	.511	0-2	.000	15-23	.652	12	31	43	6.1	18	6	15	4	7	61	8.7

Player Averages

Games Played	Minutes/game	Points/game	FG Pct	3FG Pct	FT Pct	Rebounds/game	Assists/game	Turnovers/game	Assist/Turnover ratio	Steals/game	Blocks/game
7	23.0	8.7	51.1	51.1	65.2	6.1	0.9	2.1	0.4	1.0	0.6

SEASON NOTES

SEASON HIGHS

Points	21	GOSHEN (11/05/19)
	16	vs Southern Ill. (11/10/19)
	6	HARTFORD (11/18/19)
	6	at Maryland (11/16/19)
	5	vs Delaware (11/08/19)
Field Goals Made	8	GOSHEN (11/05/19)
	6	vs Southern Ill. (11/10/19)
Field Goal Attempts	10	at Maryland (11/16/19)
	10	vs Southern Ill. (11/10/19)
FG Pct (min 5 made)	1.000 (8-8)	GOSHEN (11/05/19)
	.600 (6-10)	vs Southern Ill. (11/10/19)
3-Point FG Attempts	2	at Maryland (11/16/19)
Free Throws Made	5	GOSHEN (11/05/19)
	4	vs Southern Ill. (11/10/19)
Free Throw Attempts	7	GOSHEN (11/05/19)
	4	HARTFORD (11/18/19)
	4	vs Southern Ill. (11/10/19)
FT Pct (min 3 made)	1.000 (4-4)	vs Southern Ill. (11/10/19)
	.714 (5-7)	GOSHEN (11/05/19)
Rebounds	12	vs Southern Ill. (11/10/19)
	6	at Maryland (11/16/19)
	6	vs UTSA (11/09/19)
	6	vs Delaware (11/08/19)
Assists	2	GOSHEN (11/05/19)
	1	HARTFORD (11/18/19)
	1	at Maryland (11/16/19)
	1	vs Southern Ill. (11/10/19)
Steals	3	vs Delaware (11/08/19)
	2	at Maryland (11/16/19)
Blocked Shots	2	vs Southern Ill. (11/10/19)
Turnovers	4	vs Southern Ill. (11/10/19)
Fouls	3	HARTFORD (11/18/19)
	3	vs UTSA (11/09/19)
	3	vs Delaware (11/08/19)
Minutes	30	vs Southern Ill. (11/10/19)
	26	vs Delaware (11/08/19)



XAVIER HILL-MAIS 14

RS SENIOR | 6-7 | 261 | FORWARD
GREENSBORO, NC. | PAGE

CAREER NOTES

2018-19

- One of two players to appear and start in all 33 games
- Led the team by averaging 18.3 points and 7.2 rebounds per game
- Horizon League First Team selection
- Scored 30-points or more on four occasions
- Ranked 35th in the NCAA in field goals made (Second in the Horizon League)

CAREER HIGHS

Points	32	vs. Northern Kentucky	1/3/19
Rebounds	14	vs. Northern Kentucky	3/11/19
Assists	7	vs. Cleveland State	2/2/19
Steals	4	at Northeastern	12/8/18
Blocks	6	at UIC	1/8/17
Minutes	39	vs. Northern Illinois	11/25/18
FG Made	14	vs. Toledo	11/9/18
FG Att.	21	vs. Toledo	11/9/18
3-pt FG Made	4	2x, vs. Northern Kentucky	1/3/19
3-pt FG Att.	7	2x, at Northeastern	12/8/18
FT Made	8	2x, at Georgia	12/18/18
FT Attempts	13	at Georgia	12/18/18

SEASON NOTES

- Oakland is 2-0 this season when recording a double-double

GAME-BY-GAME

#14 HILL-MAIS, Xavier

Opponent	Date	GS	MIN	Total		3-Pointers		Free throws		Rebounds				PF	A	T/O	BLK	STL	PTS	AVG	
				FG-FGA	PCT	3FG-3FGA	PCT	FT-FTA	PCT	OFF	DEF	TOT	AVG								
Goshen	11/05/2019	*	29	6-11	.545	0-2	.000	3-4	.750	1	7	8	8.0	1	2	3	2	3	15	15.0	
vs Delaware	11/08/2019	*	34	6-10	.600	0-1	.000	0-1	.000	2	6	8	8.0	4	0	3	2	1	12	13.5	
vs UTSA	11/09/2019	*	35	7-14	.500	1-3	.333	4-6	.667	3	9	12	9.3	3	4	2	1	0	19	15.3	
vs Southern Ill.	11/10/2019		21	1-7	.143	1-1	1.000	0-0	.000	0	3	3	7.8	0	1	0	0	2	3	12.3	
at Maryland	11/16/2019	*	32	6-12	.500	3-6	.500	3-4	.750	1	3	4	7.0	4	2	5	1	1	18	13.4	
Hartford	11/18/2019	*	34	7-9	.778	0-0	.000	3-6	.500	4	7	11	7.7	0	3	1	1	3	17	14.0	
at Northern Ill.	11/25/2019	*	34	5-10	.500	1-3	.333	2-2	1.000	1	7	8	7.7	2	1	2	0	0	13	13.9	
Totals			6	219	38-73	.521	6-16	.375	15-23	.652	12	42	54	7.7	14	13	16	7	10	97	13.9

Player Averages

Games Played	Minutes/game	Points/game	FG Pct	3FG Pct	FT Pct	Rebounds/game	Assists/game	Turnovers/game	Assist/Turnover ratio	Steals/game	Blocks/game
7	31.3	13.9	52.1	52.1	65.2	7.7	1.9	2.3	0.8	1.4	1.0

SEASON HIGHS

Points	19	vs UTSA (11/09/19)
	18	at Maryland (11/16/19)
	17	HARTFORD (11/18/19)
	15	GOSHEN (11/05/19)
	12	vs Delaware (11/08/19)
Field Goals Made	7	HARTFORD (11/18/19)
	7	vs UTSA (11/09/19)
Field Goal Attempts	14	vs UTSA (11/09/19)
	12	at Maryland (11/16/19)
FG Pct (min 5 made)	.778	(7-9) HARTFORD (11/18/19)
	.600	(6-10) vs Delaware (11/08/19)
3-Point Field Goals Made	3	at Maryland (11/16/19)
	1	vs Southern Ill. (11/10/19)
	1	vs UTSA (11/09/19)
3-Point FG Attempts	6	at Maryland (11/16/19)
	3	vs UTSA (11/09/19)
3-Pt FG Pct (min 2 made)	.500	(3-6) at Maryland (11/16/19)
	4	vs UTSA (11/09/19)
Free Throws Made	3	HARTFORD (11/18/19)
	3	at Maryland (11/16/19)
	3	GOSHEN (11/05/19)
Free Throw Attempts	6	HARTFORD (11/18/19)
	6	vs UTSA (11/09/19)
FT Pct (min 3 made)	.750	(3-4) at Maryland (11/16/19)
	.750	(3-4) GOSHEN (11/05/19)
Rebounds	12	vs UTSA (11/09/19)
	11	HARTFORD (11/18/19)
Assists	4	vs UTSA (11/09/19)
	3	HARTFORD (11/18/19)
Steals	3	HARTFORD (11/18/19)
	3	GOSHEN (11/05/19)
Blocked Shots	2	vs Delaware (11/08/19)
	2	GOSHEN (11/05/19)
Turnovers	5	at Maryland (11/16/19)
	4	at Maryland (11/16/19)
	4	vs Delaware (11/08/19)
Minutes	35	vs UTSA (11/09/19)
	34	HARTFORD (11/18/19)
	34	vs Delaware (11/08/19)



KEVIN KANGU 15

JUNIOR | 6-4 | 179 | GUARD
 BURLINGTON, ONT. | JOHN CARROLL | VINCENNES

CAREER NOTES

At Vincennes (2018-19)

- Appeared in all 36 games, making 19 starts
- Averaged 8.1 points, 2.6 assists and 2.6 rebounds per game
- Shot over 36 percent from three-point range
- Part of the 2019 Vincennes National Championship team that went 34-2
- Named to the championship's all-tournament team

CAREER HIGHS (At OAK)

Points	20	vs. UTSA	11/9/19
Rebounds	9	vs Delaware	11/8/19
Assists	7	vs Delaware	11/8/19
Steals	2	vs Delaware	11/8/19
Blocks	3	vs Delaware	11/8/19
Minutes	40	vs Delaware	11/8/19
FG Made	5	vs Goshen	11/5/19
FG Att.	12	vs Delaware	11/8/19
3-pt FG Made	3	vs UTSA	11/9/19
3-pt FG Att.	5	2x, vs Goshen	11/9/19
FT Made	9	vs UTSA	11/9/19
FT Attempts	10	vs UTSA	11/9/19

SEASON NOTES

- Made first start at Oakland against Goshen
- Named to Sunshine Slam All-Tournament team

GAME-BY-GAME

#15 KANGU, Kevin

Opponent	Date	GS	MIN	Total		3-Pointers		Free throws		Rebounds				PF	A	T/O	BLK	STL	PTS	AVG	
				FG-FGA	PCT	3FG-3FGA	PCT	FT-FTA	PCT	OFF	DEF	TOT	AVG								
Goshen	11/05/2019	*	26	5-11	.455	2-5	.400	1-2	.500	1	2	3	3.0	0	4	3	0	1	13	13.0	
vs Delaware	11/08/2019	*	40	4-12	.333	1-4	.250	3-6	.500	2	7	9	6.0	2	7	2	3	2	12	12.5	
vs UTSA	11/09/2019	*	38	4-9	.444	3-5	.600	9-10	.900	1	2	3	5.0	3	2	5	0	0	20	15.0	
vs Southern Ill.	11/10/2019	*	39	2-7	.286	0-3	.000	2-2	1.000	0	3	3	4.5	4	9	4	1	0	6	12.8	
at Maryland	11/16/2019	*	28	1-6	.167	0-2	.000	0-0	.000	0	0	0	3.6	1	4	4	0	4	2	10.6	
Hartford	11/18/2019	*	29	4-6	.667	1-2	.500	2-4	.500	0	1	1	3.2	4	2	6	0	0	11	10.7	
at Northern Ill.	11/25/2019	*	29	0-8	.000	0-4	.000	2-2	1.000	0	6	6	3.6	0	2	3	0	1	2	9.4	
Totals			7	229	20-59	.339	7-25	.280	19-26	.731	4	21	25	3.6	14	30	27	4	8	66	9.4

Player Averages

Games Played	Minutes/game	Points/game	FG Pct	3FG Pct	FT Pct	Rebounds/game	Assists/game	Turnovers/game	Assist/Turnover ratio	Steals/game	Blocks/game
7	32.7	9.4	33.9	33.9	73.1	3.6	4.3	3.9	1.1	1.1	0.6

SEASON HIGHS

Points	20	vs UTSA (11/09/19)
	13	GOSHEN (11/05/19)
	12	vs Delaware (11/08/19)
	11	HARTFORD (11/18/19)
	6	vs Southern Ill. (11/10/19)
Field Goals Made	5	GOSHEN (11/05/19)
	4	HARTFORD (11/18/19)
	4	vs UTSA (11/09/19)
	4	vs Delaware (11/08/19)
Field Goal Attempts	12	vs Delaware (11/08/19)
	11	GOSHEN (11/05/19)
FG Pct (min 5 made)	.455	(5-11) GOSHEN (11/05/19)
3-Point Field Goals Made	3	vs UTSA (11/09/19)
	2	GOSHEN (11/05/19)
3-Point FG Attempts	5	vs UTSA (11/09/19)
	5	GOSHEN (11/05/19)
3-Pt FG Pct (min 2 made)	.600	(3-5) vs UTSA (11/09/19)
	.400	(2-5) GOSHEN (11/05/19)
Free Throws Made	9	vs UTSA (11/09/19)
	3	vs Delaware (11/08/19)
Free Throw Attempts	10	vs UTSA (11/09/19)
	6	vs Delaware (11/08/19)
FT Pct (min 3 made)	.900	(9-10) vs UTSA (11/09/19)
	.500	(3-6) vs Delaware (11/08/19)
Rebounds	9	vs Delaware (11/08/19)
	3	vs Southern Ill. (11/10/19)
	3	vs UTSA (11/09/19)
	3	GOSHEN (11/05/19)
Assists	9	vs Southern Ill. (11/10/19)
	7	vs Delaware (11/08/19)
Steals	4	at Maryland (11/16/19)
	2	vs Delaware (11/08/19)
Blocked Shots	3	vs Delaware (11/08/19)
	1	vs Southern Ill. (11/10/19)
Turnovers	6	HARTFORD (11/18/19)
Fouls	4	HARTFORD (11/18/19)
	4	vs Southern Ill. (11/10/19)
Minutes	40	vs Delaware (11/08/19)
	39	vs Southern Ill. (11/10/19)



BABATUNDE SOWUNMI 20

SOPHOMORE | 6-10 | 254 | CENTER
LAGOS, NIGERIA | SOLID ROCK ACADEMY

CAREER NOTES

2018-19

- Appeared in 15 games
- Made his first career field goal against UIC on Feb. 28.
- Scored his first career point against Cleveland State on Feb. 2.
- Made career debut at No. 8 Michigan State, recording two rebounds, one block and playing a career high 12 minutes

CAREER HIGHS

Points	4	vs Goshen	11/5/19
Rebounds	5	vs Goshen	11/5/19
Assists	1	2x, vs. Hartford	11/18/19
Steals	2	at NIU	11/25/19
Blocks	1	at Michigan State	12/21/18
Minutes	12	at Michigan State	12/21/18
FG Made	2	vs Goshen	11/5/19
FG Att.	5	vs Goshen	11/5/19
3-pt FG Made	--		
3-pt FG Att.	--		
FT Made	1	2x, vs. Detroit Mercy	2/23/19
FT Attempts	2	2x, vs. Detroit Mercy	2/23/19

SEASON NOTES

GAME-BY-GAME

#20 SOWUNMI, Babatunde

Opponent	Date	GS	MIN	Total		3-Pointers		Free throws		Rebounds				PF	A	T/O	BLK	STL	PTS	AVG	
				FG-FGA	PCT	3FG-3FGA	PCT	FT-FTA	PCT	OFF	DEF	TOT	AVG								
Goshen	11/05/2019		10	2-5	.400	0-0	.000	0-0	.000	3	2	5	5.0	1	0	2	0	0	4	4.0	
vs UTSA	11/09/2019		3	0-0	.000	0-0	.000	0-0	.000	1	0	1	3.0	0	0	0	0	0	2.0		
at Maryland	11/16/2019		8	0-1	.000	0-0	.000	0-0	.000	0	1	1	2.3	1	0	0	0	0	1.3		
Hartford	11/18/2019		4	0-0	.000	0-0	.000	0-0	.000	0	1	1	2.0	1	0	0	0	0	1.0		
at Northern Ill.	11/25/2019		9	0-2	.000	0-0	.000	0-0	.000	0	0	0	1.6	0	0	0	0	2	0.8		
Totals			0	34	2-8	.250	0-0	.000	0-0	.000	4	4	8	1.6	3	0	2	0	2	4	0.8

Player Averages

Games Played	Minutes/game	Points/game	FG Pct	3FG Pct	FT Pct	Rebounds/game	Assists/game	Turnovers/game	Assist/Turnover ratio	Steals/game	Blocks/game
5	6.7	0.8	25.0	25.0	0.0	1.6	0.0	0.4	0.0	0.4	0.0

SEASON HIGHS

Points	4	GOSHEN (11/05/19)
Field Goals Made	2	GOSHEN (11/05/19)
Field Goal Attempts	5	GOSHEN (11/05/19)
	1	at Maryland (11/16/19)
Rebounds	5	GOSHEN (11/05/19)
	1	HARTFORD (11/18/19)
	1	at Maryland (11/16/19)
	1	vs UTSA (11/09/19)
Turnovers	2	GOSHEN (11/05/19)
Fouls	1	HARTFORD (11/18/19)
	1	at Maryland (11/16/19)
	1	GOSHEN (11/05/19)
Minutes	10	GOSHEN (11/05/19)
	8	at Maryland (11/16/19)



MADISON MONROE 21

FRESHMAN | 6-3 | 185 | GUARD
 CHARLOTTE, N.C. | U.S. MILITARY ACADEMY PREP

CAREER NOTES

High School

- NCISAA 3A All-State team
- All-MAC First Team selection
- Charlotte Observer All-Mecklenburg Third Team selection
- Played for PSB Elite AAU in Charlotte, N.C.
- Also played for SouthLake Christian Academy before attending the United States Military Academy Preparatory

CAREER HIGHS

Points	4	vs. Maryland	11/16/19
Rebounds	2	vs Maryland	11/16/19
Assists	--		
Steals	1	vs Goshen	11/5/19
Blocks	--		
Minutes	17	vs Delaware	11/8/19
FG Made	2	vs Maryland	11/16/19
FG Att.	4	vs Maryland	11/16/19
3-pt FG Made	--		
3-pt FG Att.	2	vs. Hartford	11/18/19
FT Made	--		
FT Attempts	--		

GAME-BY-GAME

#21 MONROE, Madison

Opponent	Date	GS	MIN	Total			3-Pointers		Free throws		Rebounds				PF	A	T/O	BLK	STL	PTS	AVG	
				FG	FGA	PCT	3FG	3FGA	PCT	FT	FTA	PCT	OFF	DEF								TOT
Goshen	11/05/2019		12	0	1	.000	0	0	0	0	0	1	0	1	1.0	4	0	1	0	1	0	0.0
vs Delaware	11/08/2019		17	0	1	.000	0	0	0	1	2	0	0	0.5	2	0	0	0	0	1	0.5	
vs UTSA	11/09/2019		0	0	0	.000	0	0	0	0	0	0	0	0.3	0	0	0	0	0	0	0.3	
vs Southern Ill.	11/10/2019		6	0	0	.000	0	0	0	0	0	2	2	0.8	0	0	1	0	0	0	0.3	
at Maryland	11/16/2019		9	2	4	.500	0	0	0	0	0	2	2	1.0	1	0	0	0	0	4	1.0	
Hartford	11/18/2019		6	0	2	.000	0	2	0	0	0	0	0	0.8	0	0	0	0	0	0	0.8	
Totals			0	50	2-8	.250	0-2	.000	1-2	.500	1	4	5	0.8	7	0	2	0	1	5	0.8	


Player Averages

Games Played	Minutes/ game	Points/ game	FG Pct	3FG Pct	FT Pct	Rebounds/ game	Assists/ game	Turnovers/ game	Assist/Turnover ratio	Steals/ game	Blocks/ game
6	8.3	0.8	25.0	25.0	50.0	0.8	0.0	0.3	0.0	0.2	0.0

SEASON NOTES

SEASON HIGHS

Points	4	at Maryland (11/16/19)
	1	vs Delaware (11/08/19)
Field Goals Made	2	at Maryland (11/16/19)
Field Goal Attempts	4	at Maryland (11/16/19)
	2	HARTFORD (11/18/19)
3-Point FG Attempts	2	HARTFORD (11/18/19)
Free Throws Made	1	vs Delaware (11/08/19)
Free Throw Attempts	2	vs Delaware (11/08/19)
Rebounds	2	at Maryland (11/16/19)
	2	vs Southern Ill. (11/10/19)
Steals	1	GOSHEN (11/05/19)
Turnovers	1	vs Southern Ill. (11/10/19)
	1	GOSHEN (11/05/19)
Fouls	4	GOSHEN (11/05/19)
Minutes	17	vs Delaware (11/08/19)
	12	GOSHEN (11/05/19)



KENNY PITTMAN 24

SOPHOMORE | 6-3 | 181 | GUARD
CHICAGO, ILL. | SIMEON

CAREER NOTES

2018-19

Appeared in 23 games, making one start

Earned his first career start against Milwaukee on Jan. 10

Made his first career field goal against Wright State on Jan. 5

Scored his first career points at No. 8 Michigan State

Made first career regular season appearance against James Madison on Nov. 23

CAREER HIGHS

Points	5	vs. Green Bay	1/12/19
Rebounds	3	vs. Southern Illinois	11/10/19
Assists	1	8x, vs. Hartford	11/18/19
Steals	1	4x, at NIU	11/25/19
Blocks			
Minutes	15	at Green Bay	2/14/19
FG Made	1	3x, vs. Hartford	11/18/19
FG Att.	4	vs Goshen	11/5/19
3-pt FG Made	1	3x, vs. Hartford	11/18/19
3-pt FG Att.	2	2x, at NIU	11/25/19
FT Made	2	2x, at Green Bay	2/14/19
FT Attempts	2	4x, vs. Goshen	11/5/19

GAME-BY-GAME

#24 PITTMAN JR., Kenny

Opponent	Date	GS	MIN	Total		3-Pointers		Free throws		Rebounds		PF	A	T/O	BLK	STL	PTS	AVG			
				FG-FGA	PCT	3FG-3FGA	PCT	FT-FTA	PCT	OFF	DEF								TOT	AVG	
Goshen	11/05/2019		12	0-4	.000	0-2	.000	0-2	.000	0	2	2	2.0	1	0	0	0	0	0.0		
vs UTSA	11/09/2019		4	0-0	.000	0-0	.000	2-2	1.000	0	1	1	1.5	0	0	0	0	2	1.0		
vs Southern Ill.	11/10/2019	*	10	0-0	.000	0-0	.000	0-1	.000	0	3	3	2.0	0	0	0	0	0	0.7		
at Maryland	11/16/2019		8	0-1	.000	0-1	.000	0-0	.000	0	1	1	1.8	2	0	2	0	0	0.5		
Hartford	11/18/2019		15	1-1	1.000	1-1	1.000	0-0	.000	1	0	1	1.6	0	0	1	0	1	3	1.0	
at Northern Ill.	11/25/2019	*	11	1-2	.500	1-2	.500	0-0	.000	0	1	1	1.5	0	0	1	0	1	3	1.3	
Totals			2	59	2-8	.250	2-6	.333	2-5	.400	1	8	9	1.5	3	0	4	0	2	8	1.3

Player Averages

Games Played	Minutes/game	Points/game	FG Pct	3FG Pct	FT Pct	Rebounds/game	Assists/game	Turnovers/game	Assist/Turnover ratio	Steals/game	Blocks/game
6	9.9	1.3	25.0	25.0	40.0	1.5	0.0	0.7	0.0	0.3	0.0

SEASON NOTES

- Made first start of the season against Southern Illinois

SEASON HIGHS

Points	3	HARTFORD (11/18/19)
	2	vs UTSA (11/09/19)
Field Goals Made	1	HARTFORD (11/18/19)
Field Goal Attempts	4	GOSHEN (11/05/19)
	1	HARTFORD (11/18/19)
	1	at Maryland (11/16/19)
3-Point Field Goals Made	1	HARTFORD (11/18/19)
3-Point FG Attempts	2	GOSHEN (11/05/19)
	1	HARTFORD (11/18/19)
	1	at Maryland (11/16/19)
Free Throws Made	2	vs UTSA (11/09/19)
Free Throw Attempts	2	vs UTSA (11/09/19)
	2	GOSHEN (11/05/19)
Rebounds	3	vs Southern Ill. (11/10/19)
	2	GOSHEN (11/05/19)
Steals	1	HARTFORD (11/18/19)
Turnovers	2	at Maryland (11/16/19)
Fouls	2	at Maryland (11/16/19)
Minutes	14	HARTFORD (11/18/19)
	13	GOSHEN (11/05/19)



CJ GETTELFINGER 33

FRESHMAN | 6-4 | 186 | GUARD
KNOXVILLE, TENN. | GRACE CHRISTIAN ACADEMY

CAREER NOTES

High School

- Finalist for Tennessee's Mr. Basketball and Knoxville Player of the Year in 2018.
- Won 2018 State Championship with Grace Christian Academy.
- Three-time all-district and two-time all-region team selection.
- 2018 all-state team selection after averaging 24 points and six assists.
- Father, Chris, played basketball at Kentucky from 1977-81 and won the 1978 National Championship

CAREER HIGHS

Points	2	vs. Goshen	11/5/19
Rebounds	5	vs. Hartford	11/18/19
Assists	1	3x, vs. Hartford	11/18/19
Steals	2	vs. Hartford	11/18/19
Blocks	--		
Minutes	8	vs. Goshen	11/5/19
FG Made	1	vs. Goshen	11/5/19
FG Att.	3	vs. Hartford	11/18/19
3-pt FG Made	--		
3-pt FG Att.	1	vs. Hartford	11/18/19
FT Made	--		
FT Attempts	--		

GAME-BY-GAME

#33 GETTELFINGER, Christopher

Opponent	Date	GS	MIN	Total		3-Pointers		Free throws		Rebounds				PF	A	T/O	BLK	STL	PTS	AVG	
				FG	FGA	PCT	3FG	3FGA	PCT	FT	FTA	PCT	OFF								DEF
Goshen	11/05/2019		9	1-2	.500	0-0	.000	0-0	.000	0	0	0	0.0	0	2	1	0	1	2	2.0	
vs UTSA	11/09/2019		6	0-0	.000	0-0	.000	0-0	.000	0	1	1	0.5	0	1	0	0	0	0	1.0	
vs Southern Ill.	11/10/2019		0	0-0	.000	0-0	.000	0-0	.000	0	0	0	0.3	0	0	0	0	0	0.7		
at Maryland	11/16/2019		6	1-1	1.000	0-0	.000	0-0	.000	0	0	0	0.3	2	1	1	0	0	2	1.0	
Hartford	11/18/2019		7	0-3	.000	0-1	.000	0-0	.000	0	5	5	1.2	2	1	0	0	2	0	0.8	
at Northern Ill.	11/25/2019		6	0-0	.000	0-0	.000	0-0	.000	0	0	0	1.0	1	0	0	0	0	0.7		
Totals			0	33	2-6	.333	0-1	.000	0-0	.000	0	6	6	1.0	5	5	2	0	3	4	0.7

Player Averages

Games Played	Minutes/game	Points/game	FG Pct	3FG Pct	FT Pct	Rebounds/game	Assists/game	Turnovers/game	Assist/Turnover ratio	Steals/game	Blocks/game
6	5.5	0.7	33.3	33.3	0.0	1.0	0.8	0.3	2.5	0.5	0.0

SEASON NOTES

SEASON HIGHS

Points	6	GOSHEN (11/05/19)
	5	at Maryland (11/16/19)
	4	HARTFORD (11/18/19)
Field Goals Made	2	at Maryland (11/16/19)
	2	GOSHEN (11/05/19)
Field Goal Attempts	6	GOSHEN (11/05/19)
	4	at Maryland (11/16/19)
3-Point Field Goals Made	2	GOSHEN (11/05/19)
	1	HARTFORD (11/18/19)
	1	at Maryland (11/16/19)
3-Point FG Attempts	6	GOSHEN (11/05/19)
	3	HARTFORD (11/18/19)
	3	at Maryland (11/16/19)
3-Pt FG Pct (min 2 made)	.333	(2-6) GOSHEN (11/05/19)
Free Throws Made	1	HARTFORD (11/18/19)
Free Throw Attempts	2	HARTFORD (11/18/19)
Rebounds	4	GOSHEN (11/05/19)
	2	HARTFORD (11/18/19)
	2	vs Delaware (11/08/19)
Blocked Shots	1	at Maryland (11/16/19)
Fouls	1	HARTFORD (11/18/19)
	1	vs UTSA (11/09/19)
	1	vs Delaware (11/08/19)
Minutes	23	GOSHEN (11/05/19)
	16	at Maryland (11/16/19)



YUSUF JIHAD 34

FRESHMAN | 6-8 | 214 | CENTER

FARMINGTON HILLS, MICH. | NORTH FARMINGTON

CAREER NOTES

High School

- Detroit News All-State Third Team selection
- Detroit Free Press All-State Honorable Mention
- Top-5 North Suburb selection
- Oakland County Most Valuable Player
- Played for Greenwood Elite AAU

CAREER HIGHS

- Points
- Rebounds
- Assists
- Steals
- Blocks
- Minutes
- FG Made
- FG Att.
- 3-pt FG Made
- 3-pt FG Att.
- FT Made
- FT Attempts

GAME-BY-GAME

SEASON NOTES

SEASON HIGHS



JACKIE HARRIS 35

FRESHMAN | 6-8 | 214 | CENTER
LAMBERTVILLE, MICH. | ST. FRANCIS DE SALES

CAREER NOTES

High School

- Three-time all-district and two-time all-state selection
- Played on Ohio Basketball Club and All-Ohio AAU teams
- Three-time sectional champion
- Finished his high school career as the school's second-highest scorer in program history
- Poured in 42 points in a game to reach 1,000 career points

CAREER HIGHS

Points	6	vs. Goshen	11/5/19
Rebounds	4	vs. Goshen	11/5/19
Assists	--		
Steals	--		
Blocks	--		
Minutes	23	vs. Goshen	11/5/19
FG Made	2	vs. Goshen	11/5/19
FG Att.	6	vs. Goshen	11/5/19
3-pt FG Made	2	vs. Goshen	11/5/19
3-pt FG Att.	6	vs. Goshen	11/5/19
FT Made	--		
FT Attempts	--		

SEASON NOTES

GAME-BY-GAME

#35 HARRIS, Jackie

Opponent	Date	GS	MIN	Total		3-Pointers		Free throws		Rebounds				PF	A	T/O	BLK	STL	PTS	AVG	
				FG	FGA	PCT	3FG	3FGA	PCT	FT	FTA	PCT	OFF								DEF
Goshen	11/05/2019		22	2-6	.333	2-6	.333	0-0	.000	2	2	4	4.0	0	0	0	0	0	6	6.0	
vs Delaware	11/08/2019		13	0-2	.000	0-2	.000	0-0	.000	0	2	2	3.0	1	0	0	0	0	2	2.0	
vs UTSA	11/09/2019		5	0-2	.000	0-2	.000	0-0	.000	0	0	0	2.0	1	0	0	0	0	0	1.5	
vs Southern Ill.	11/10/2019		4	0-0	.000	0-0	.000	0-0	.000	0	0	0	1.5	0	0	0	0	0	0	1.5	
at Maryland	11/16/2019		15	2-4	.500	1-3	.333	0-0	.000	0	1	1	1.4	0	0	0	1	0	5	2.2	
Hartford	11/18/2019		9	1-3	.333	1-3	.333	1-2	.500	0	2	2	1.5	1	0	0	0	0	4	2.5	
at Northern Ill.	11/25/2019		9	0-4	.000	0-3	.000	0-0	.000	1	2	3	1.7	0	0	0	0	0	2	2.1	
Totals			0	78	5-21	.238	4-19	.211	1-2	.500	3	9	12	1.7	3	0	0	1	0	15	2.1

Player Averages

Games Played	Minutes/game	Points/game	FG Pct	3FG Pct	FT Pct	Rebounds/game	Assists/game	Turnovers/game	Assist/Turnover ratio	Steals/game	Blocks/game
7	11.2	2.1	23.8	23.8	50.0	1.7	0.0	0.0	0.0	0.0	0.1

SEASON HIGHS

Points	6	GOSHEN (11/05/19)
	5	at Maryland (11/16/19)
Field Goals Made	4	HARTFORD (11/18/19)
	2	at Maryland (11/16/19)
Field Goal Attempts	6	GOSHEN (11/05/19)
	4	at Maryland (11/16/19)
3-Point Field Goals Made	2	GOSHEN (11/05/19)
	1	HARTFORD (11/18/19)
	1	at Maryland (11/16/19)
3-Point FG Attempts	6	GOSHEN (11/05/19)
	3	HARTFORD (11/18/19)
	3	at Maryland (11/16/19)
3-Pt FG Pct (min 2 made)	.333 (2-6)	GOSHEN (11/05/19)
Free Throws Made	1	HARTFORD (11/18/19)
Free Throw Attempts	2	HARTFORD (11/18/19)
Rebounds	4	GOSHEN (11/05/19)
	2	HARTFORD (11/18/19)
	2	vs Delaware (11/08/19)
Blocked Shots	1	at Maryland (11/16/19)
Fouls	1	HARTFORD (11/18/19)
	1	vs UTSA (11/09/19)
	1	vs Delaware (11/08/19)
Minutes	23	GOSHEN (11/05/19)
	16	at Maryland (11/16/19)

Official Basketball Box Score - Final
Rochester College at Oakland
 10/24/19 Athletics Center O'Rena, Rochester
 Rochester University at Oakland (Ex.)

Game Time: 11:00 PM
 Game Duration: 2:09
 Attendance: 2,612

Officials:

Record: 0-0

NO. Name	Min	FG		3P		FT		Rebounds		Fouls		TP	AS	TO	ST	Blocks		+/-
		M/A	M/A	M/A	M/A	OR	DR	PF	FT	BS	BA							
21 Peter Agba	FWD	34:09	7-16	0-0	0-0	3-9	12	2	2	14	0	1	2	0	2	3	0	-17
5 Cannon Campbell	GRD	23:37	0-1	0-0	1-2	1	2	3	5	2	1	3	0	1	0	0	-5	
22 Cap Wilson	GRD	17:53	1-5	1-2	0-0	1	4	5	0	0	3	0	2	0	1	0	-2	
23 Andrew Kline	GRD	11:38	1-3	0-1	5-5	0	1	1	5	4	7	1	1	2	0	0	-3	
34 Armand Cartwright	GRD	38:46	6-22	4-12	3-5	0	1	1	3	3	19	2	3	1	0	0	0	
20 Abdou Gueye		24:41	2-5	0-2	2-2	3	4	7	3	3	6	0	2	0	0	1	-3	
11 Noah Holly		13:23	1-2	0-1	0-0	0	3	3	1	0	2	0	1	1	0	0	-18	
3 Logan Eling		23:49	2-6	1-5	0-0	0	3	3	3	1	5	3	0	1	0	0	11	
10 Bralyn Toney		07:50	0-1	0-1	0-0	0	0	0	2	0	0	0	0	1	0	0	8	
33 Aldrin Dongmo Kenfack		03:27	1-1	0-0	0-0	1	0	1	0	0	2	0	0	0	1	0	0	
2 Brendan Fleming		00:47	0-0	0-0	0-0	0	0	0	0	0	0	0	0	0	0	0	-1	
Team						1	0	1	0	0	1							
Totals			21-62	6-24	11-14	10	27	37	24	15	59	9	11	9	2	3	-2	

Technical Fouls: NONE

Shooting By Period

1st FG%	22	31.3%
3PT%	3-11	27.3%
FT%	1-4	25%
2nd FG%	19	36.7%
3PT%	3-13	23.1%
FT%	10-10	100%
GM FG%	21-62	33.9%
3PT%	6-24	25.0%
FT%	11-14	78.6%

Dead Ball Rebounds: 2, 0

Official Basketball Box Score - Final
Saginaw Valley State at Oakland
 10/30/19 Athletics Center O'Rena, Rochester
 2019-20 Men's Basketball

Game Time: 11:00 PM
 Game Duration: 2:00
 Attendance: 1,919

Officials:

Record: 0-0

NO. Name	Min	FG		3P		FT		Rebounds		Fouls		TP	AS	TO	ST	Blocks		+/-
		M/A	M/A	M/A	M/A	OR	DR	PF	FT	BS	BA							
4 Fred John Jr.	F	17:27	1-5	0-2	0-0	1	3	4	4	0	2	1	3	0	0	0	0	-17
11 Innocent Nwoko	C	25:32	1-2	0-0	3-6	4	3	7	5	4	0	1	0	1	0	0	-8	
0 Darnell Hoskins Jr.	G	36:24	5-15	4-13	1-1	0	1	1	2	2	15	3	3	3	0	0	-11	
1 Malik Ellison	G	31:44	6-13	1-3	1	0	1	2	4	14	2	3	4	0	1	-9		
3 Myles Belyeu	G	34:55	7-16	1-5	4-4	2	1	3	2	5	19	3	3	1	2	-20		
14 Sebastiano Lamonato		11:35	0-1	0-0	2-2	1	3	4	5	3	2	2	1	1	0	-9		
15 James Toohey		23:27	2-6	2-5	0-0	1	2	3	0	0	6	1	1	3	0	0	-19	
32 Jarno Pomstra		18:12	0-3	0-3	0-0	2	2	2	1	1	0	1	1	0	0	-12		
21 Jeremy Pung		00:44	0-0	0-0	0	0	0	0	0	0	0	0	0	0	0	0		
Team						1	3	4	0	0	1							
Totals			22-61	8-33	11-16	11	18	29	21	19	63	13	17	12	2	4	-21	

Technical Fouls: NONE

Shooting By Period

1st FG%	-18	30.8%
3PT%	5-7	71.4%
2nd FG%	-21	40.0%
3PT%	6-21	28.6%
FT%	6-9	66.7%
GM FG%	22-61	36.1%
3PT%	8-33	24.2%
FT%	11-16	68.8%

Dead Ball Rebounds: 2, 1

Official Basketball Box Score - Final
Oakland - 84

Record: 0-0

NO. Name	Min	FG		3P		FT		Rebounds		Fouls		TP	AS	TO	ST	Blocks		+/-
		M/A	M/A	M/A	M/A	OR	DR	PF	FT	BS	BA							
4 Daniel Oladapo	F	26:36	4-5	0-1	4-8	0	2	2	0	4	12	1	1	0	0	0	23	
14 Xavier Hill-Mais	F	27:53	10-14	1-2	5-7	2	4	6	2	6	26	1	2	2	2	0	20	
13 Brad Brechting	C	20:30	2-3	0-0	6-6	0	2	2	4	5	10	3	2	0	1	0	8	
2 Tray Maddox Jr.	G	25:54	2-6	0-3	2-2	0	3	3	2	1	6	5	2	0	1	1	23	
15 Kevin Kangu	G	23:05	0-1	0-1	0-0	0	8	8	0	1	0	3	1	2	0	0	15	
35 Jackie Harris		16:17	3-6	2-5	2-2	0	3	3	0	1	10	1	0	0	0	0	26	
21 Madison Monroe		12:29	4-4	1-1	0-0	1	0	1	4	0	9	1	1	0	0	0	-4	
20 Babatunde Sowunmi		08:15	1-2	0-0	2-2	3	5	3	1	1	4	0	2	0	0	0	-4	
33 Christopher Gettelfinger		03:23	0-1	0-1	0-0	0	1	1	0	1	0	0	3	0	0	0	-2	
11 Blake Lampman		07:39	1-5	1-4	0-0	0	1	1	0	0	3	1	0	1	0	0	-2	
24 Kenny Pittman Jr.		07:35	0-0	0-0	0-0	0	0	0	1	0	2	1	0	1	0	0	-1	
10 Zach Goodline		06:36	0-0	0-0	0-0	0	0	0	1	0	0	2	0	0	0	0	-4	
34 Yusuf Jihad		06:52	0-1	0-0	0-0	0	2	2	1	0	0	0	1	0	0	0	6	
5 Emmanuel Newsome		04:56	1-1	0-0	2-2	1	1	2	0	1	4	2	0	0	0	0	12	
Team						0	0	0	0	0	0							
Totals			28-49	5-18	23-29	6	31	37	19	21	84	20	19	5	4	2	21	

Technical Fouls: NONE

Shooting By Period

1st FG%	-12	45.5%
3PT%	1-8	12.5%
2nd FG%	14-20	70%
3PT%	-9	66.7%
FT%	4-10	40.0%
GM FG%	28-49	57.1%
3PT%	5-18	27.8%
FT%	23-29	79.3%

Dead Ball Rebounds: 2, 0

Biggest lead: ROC 13 (1st 12:16), OAK 13 (1st 12:16)

Best Scoring Run: ROC 8 (1st 5:38), OAK 12 (1st 13:14)

Lead Changes: 4

Times Tied: 3

Time with Lead: 00:58, 35:42

Points from Turnovers: ROC 14, OAK 12

Period by Period Scoring:

1st	2nd	TOT
ROC	24	35
OAK	27	34

Game Notes: Rochester #23 Kline fouled out at 9:22 2H • Rochester #05 Campbell fouled out at 03:24 1H

Official Basketball Box Score - Final
Saginaw Valley State at Oakland
 10/30/19 Athletics Center O'Rena, Rochester
 2019-20 Men's Basketball

Game Time: 11:00 PM
 Game Duration: 2:00
 Attendance: 1,919

Officials:

Record: 0-0

NO. Name	Min	FG		3P		FT		Rebounds		Fouls		TP	AS	TO	ST	Blocks		+/-
		M/A	M/A	M/A	M/A	OR	DR	PF	FT	BS	BA							
4 Daniel Oladapo	F	26:36	4-5	0-1	4-8	0	2	2	0	4	12	1	1	0	0	0	23	
14 Xavier Hill-Mais	F	27:53	10-14	1-2	5-7	2	4	6	2	6	26	1	2	2	2	0	20	
13 Brad Brechting	C	20:30	2-3	0-0	6-6	0	2	2	4	5	10	3	2	0	1	0	8	
2 Tray Maddox Jr.	G	25:54	2-6	0-3	2-2	0	3	3	2	1	6	5	2	0	1	1	23	
15 Kevin Kangu	G	23:05	0-1	0-1	0-0	0	8	8	0	1	0	3	1	2	0	0	15	
35 Jackie Harris		16:17	3-6	2-5	2-2	0	3	3	0	1	10	1	0	0	0	0	26	
21 Madison Monroe		12:29	4-4	1-1	0-0	1	0	1	4	0	9	1	1	0	0	0	-4	
20 Babatunde Sowunmi		08:15	1-2	0-0	2-2	3	5	3	1	1	4	0	2	0	0	0	-4	
33 Christopher Gettelfinger		03:23	0-1	0-1	0-0	0	1	1	0	1	0	0	3	0	0	0	-2	
11 Blake Lampman		07:39	1-5	1-4	0-0	0	1	1	0	0	3	1	0	1	0	0	-2	
24 Kenny Pittman Jr.		07:35	0-0	0-0	0-0	0	0	0	1	0	2	1	0	1	0	0	-1	
10 Zach Goodline		06:36	0-0	0-0	0-0	0	0	0	1	0	0	2	0	0	0	0	-4	
34 Yusuf Jihad		06:52	0-1	0-0	0-0	0	2	2	1	0	0	0	1	0	0	0	6	
5 Emmanuel Newsome		04:56	1-1	0-0	2-2	1	1	2	0	1	4	2	0	0	0	0	12	
Team						0	0	0	0	0	0							
Totals			28-49	5-18	23-29	6	31	37	19	21	84	20	19	5	4	2	21	

Technical Fouls: NONE

Shooting By Period

1st FG%	-12	45.5%
3PT%	1-8	12.5%
2nd FG%	14-20	70%
3PT%	-9	66.7%
FT%	4-10	40.0%
GM FG%	28-49	57.1%
3PT%	5-18	27.8%
FT%	23-29	79.3%

Dead Ball Rebounds: 2, 0

Official Basketball Box Score - Final
Oakland - 84

Record: 0-0

NO. Name	Min	FG		3P		FT		Rebounds		Fouls		TP	AS	TO	ST	Blocks		+/-
		M/A	M/A	M/A	M/A	OR	DR	PF	FT	BS	BA							
4 Daniel Oladapo	F	26:36	4-5	0-1	4-8	0	2	2	0	4	12	1	1	0	0	0	23	
14 Xavier Hill-Mais	F	27:53	10-14	1-2	5-7	2	4	6	2	6	26	1	2	2	2	0	20	
13 Brad Brechting	C	20:30	2-3	0-0	6-6	0	2	2	4	5	10	3	2	0	1	0	8	
2 Tray Maddox Jr.	G	25:54	2-6	0-3	2-2	0	3	3	2	1	6	5	2	0	1	1	23	
15 Kevin Kangu	G	23:05	0-1	0-1	0-0	0	8	8	0	1	0	3	1	2	0	0	15	
35 Jackie Harris		16:17	3-6	2-5	2-2													

Official Basketball Box Score -- Game Totals -- Final Statistics																
UTSA vs Oakland																
11/09/19 4:30 pm at																
UTSA 62 • 0-3,0-0 C-USA																
#	Player	Total FG-FGA	3-Ptr FG-FGA	FT-FTA	Rebounds			PF	TP	A	TO	Blk	Stl	Min		
03	Byron Frohnen	1-2	0-0	0-0	1	2	3	5	2	1	3	0	1	17		
23	Atem Bior	3-4	0-0	0-0	2	3	5	4	6	1	1	0	1	25		
44	Luka Barisic	4-12	3-8	0-0	0	5	5	3	11	2	0	0	0	27		
22	Keaton Wallace	3-17	2-10	2-2	1	2	3	3	10	1	3	0	1	36		
31	Jhivvan Jackson	7-18	2-7	5-6	2	3	5	4	21	2	1	0	0	36		
05	Makani Whiteside	0-0	0-0	2-2	0	0	0	1	2	0	0	0	0	2		
10	Erik Czumbel	0-1	0-1	0-0	0	0	0	1	0	1	0	0	0	7		
11	Adokiye Iyaye	0-1	0-1	0-0	0	0	0	1	0	0	0	0	0	5		
12	Phoenix Ford	0-0	0-0	1-2	0	1	1	1	1	0	2	0	0	3		
21	Knox Hellums	1-4	1-3	1-2	0	0	0	0	4	1	0	0	1	22		
24	Jacob Germany	2-3	0-0	1-1	0	2	2	1	5	0	1	0	0	10		
25	Adrian Rodriguez	0-0	0-0	0-0	1	2	3	2	0	1	0	1	0	10		
Team						5		1		6						
Totals		21-62	8-30	12-15	12	21	33	26	62	10	11	1	4	200		
FG % 1st Half:		14-30	46.7%	2nd half:	7-32	21.9%	Game:		21-62	33.9%		Deadball Rebounds				
3FG % 1st Half:		7-14	50.0%	2nd half:	1-16	6.3%	Game:		8-30	26.7%		2				
FT % 1st Half:		1-2	50.0%	2nd half:	11-13	84.6%	Game:		12-15	80.0%						
Oakland 75 • 2-1,0-0 Horizon																
#	Player	Total FG-FGA	3-Ptr FG-FGA	FT-FTA	Rebounds			PF	TP	A	TO	Blk	Stl	Min		
04	Daniel Oladapo	2-6	0-0	1-2	2	2	4	1	5	0	2	0	1	28		
14	Xavier Hill-Mais	7-14	1-3	4-6	3	9	12	3	19	4	2	1	0	35		
13	Brad Brechting	1-2	0-0	2-2	0	6	6	3	4	0	1	0	1	22		
02	Tray Maddox Jr.	4-10	1-5	7-9	0	3	3	4	16	5	1	0	1	40		
15	Kevin Kangu	4-9	3-5	9-10	1	2	3	3	20	2	5	0	0	38		
05	Emmanuel Newsome	0-1	0-0	0-0	0	0	0	1	0	0	0	0	0	2		
11	Blake Lampman	3-4	3-4	0-0	0	2	2	4	9	1	1	0	0	18		
20	Babatunde Sowunmi	0-0	0-0	0-0	1	0	1	0	0	0	0	0	0	3		
21	Madison Monroe	0-0	0-0	0-0	0	0	0	0	0	0	0	0	0	0+		
24	Kenny Pittman Jr.	0-0	0-0	2-2	0	1	1	0	2	0	0	0	0	3		
33	Christopher Gettelfi	0-0	0-0	0-0	0	1	1	0	0	1	0	0	0	6		
35	Jackie Harris	0-2	0-2	0-0	0	0	0	1	0	0	0	0	0	5		
Team						3		4		7						
Totals		21-48	8-19	25-31	10	30	40	20	75	13	14	1	3	200		
FG % 1st Half:		11-31	35.5%	2nd half:	10-17	58.8%	Game:		21-48	43.8%		Deadball Rebounds				
3FG % 1st Half:		6-15	40.0%	2nd half:	2-4	50.0%	Game:		8-19	42.1%		2				
FT % 1st Half:		5-6	83.3%	2nd half:	20-25	80.0%	Game:		25-31	80.6%						
Officials: Chad Barlow, Tim Smith, John Floyd Technical fouls: UTSA-TEAM, Oakland-None. Attendance: 564 2019-20 Men's Basketball. Round: 0. Oakland vs UTSA. Played at Silver Spurs Ar																
Score by periods																
		1st	2nd	Total												
UTSA		36	26	62												
Oakland		33	42	75												
					Points	In	Off	2nd	Fast							
					UTSA	16	9	15	7	12						
					OAK	20	10	4	12	11						
Last FG - UTSA 2nd-00:03, OAK 2nd-02:49. Largest lead - UTSA by 9 1st-02:56, OAK by 18 2nd-02:21. UTSA led for 16:38. OAK led for 19:57. Game was tied for 03:25.																

Official Basketball Box Score -- Game Totals -- Final Statistics																
Southern III. vs Oakland																
11/10/19 12:00 pm at																
Southern III. 52 • 2-2,0-0 MVC																
#	Player	Total FG-FGA	3-Ptr FG-FGA	FT-FTA	Rebounds			PF	TP	A	TO	Blk	Stl	Min		
01	Marcus Domask	4-11	3-9	0-0	0	3	3	5	11	3	2	0	1	37		
40	Barret Benson	6-11	1-3	3-4	1	2	3	2	16	1	0	1	0	38		
04	Eric McGill	0-2	0-2	0-0	0	0	0	0	0	0	2	0	0	12		
10	Aaron Cook	8-13	0-2	0-2	0	4	4	2	16	4	1	0	7	36		
22	Harwin Francois	1-5	1-4	0-0	0	0	0	1	3	0	0	0	1	18		
05	Lance Jones	0-3	0-2	0-0	0	3	3	1	0	2	2	0	0	24		
24	Trent Brown	2-8	2-8	0-0	0	1	1	0	6	0	0	0	1	24		
25	Brendon Gooch	0-0	0-0	0-0	0	3	3	1	0	0	0	0	0	9		
30	Stevan Jeremic	0-0	0-0	0-0	0	0	0	1	0	0	1	0	0	2		
Team						1		2		3						
Totals		21-53	7-30	3-6	2	18	20	13	52	10	8	1	10	200		
FG % 1st Half:		8-26	30.8%	2nd half:	13-27	48.1%	Game:		21-53	39.6%		Deadball Rebounds				
3FG % 1st Half:		3-16	18.8%	2nd half:	4-14	28.6%	Game:		7-30	23.3%		1				
FT % 1st Half:		0-0	0.0%	2nd half:	3-6	50.0%	Game:		3-6	50.0%						
Oakland 61 • 3-1,0-0 Horizon																
#	Player	Total FG-FGA	3-Ptr FG-FGA	FT-FTA	Rebounds			PF	TP	A	TO	Blk	Stl	Min		
04	Daniel Oladapo	10-13	0-0	3-4	3	3	6	2	23	0	3	0	1	32		
13	Brad Brechting	6-10	0-0	4-4	6	6	12	2	16	1	4	2	0	30		
02	Tray Maddox Jr.	4-12	2-7	1-2	1	6	7	1	11	0	2	0	1	36		
15	Kevin Kangu	2-7	0-3	2-2	0	3	3	4	6	9	4	1	0	39		
24	Kenny Pittman Jr.	0-0	0-0	0-1	0	3	3	0	0	0	0	0	0	9		
11	Blake Lampman	1-3	0-2	0-0	0	2	2	0	2	0	0	0	0	22		
14	Xavier Hill-Mais	1-7	1-1	0-0	0	3	3	0	3	1	0	0	2	22		
21	Madison Monroe	0-0	0-0	0-0	0	2	2	0	0	0	0	0	0	6		
33	Christopher Gettelfi	0-0	0-0	0-0	0	0	0	0	0	0	0	0	0	0+		
35	Jackie Harris	0-0	0-0	0-0	0	0	0	0	0	0	0	0	0	4		
Team						2		4		6						
Totals		24-52	3-13	10-13	12	32	44	9	61	11	14	3	4	200		
FG % 1st Half:		14-29	48.3%	2nd half:	10-23	43.5%	Game:		24-52	46.2%		Deadball Rebounds				
3FG % 1st Half:		2-9	22.2%	2nd half:	1-4	25.0%	Game:		3-13	23.1%		1				
FT % 1st Half:		1-2	50.0%	2nd half:	9-11	81.8%	Game:		10-13	76.9%						
Officials: Ed Phillips, Scott Siville, Chad Barlow Technical fouls: Southern III.-None, Oakland-None. Attendance: 2019-20 Men's Basketball. Round: 0. Oakland vs Southern III.. Played at Silver																
Score by periods																
		1st	2nd	Total												
Southern III.		19	33	52												
Oakland		31	30	61												
					Points	In	Off	2nd	Fast							
					SIU	28	20	3	18	6						
					OAK	40	6	10	4	5						
Last FG - SIU 2nd-01:06, OAK 2nd-02:37. Largest lead - SIU by 3 1st-19:42, OAK by 14 1st-01:46. SIU led for 03:06. OAK led for 36:36. Game was tied for 00:18.																

Official Basketball Box Score -- Game Totals -- Final Statistics															
Oakland vs Maryland															
11/16/19 12:00 pm at															
Oakland 50 • 3-2,0-0 Horizon															
#	Player	Total FG-FGA	3-Ptr FG-FGA	FT-FTA	Rebounds			PF	TP	A	TO	Blk	Stl	Min	
04	Daniel Oladapo	1-3	0-0	1-7	3	3	6	0	3	2	2	0	0	28	
14	Xavier Hill-Mais	6-12	3-6	3-4	1	3	4	18	2	5	1	1	1	31	
13	Brad Brechting	3-10	0-2	0-2	2	4	6	2	6	1	3	0	2	24	
02	Tray Maddox Jr.	2-7	1-5	0-0	0	2	2	1	5	0	0	0	1	24	
15	Kevin Kangu	1-6	0-2	0-0	0	0	0	1	2	4	4	0	4	28	
05	Emmanuel Newsome	0-1	0-0	2-2	0	2	2	0	2	1	0	0	0	6	
11	Blake Lampman	1-2	1-2	0-0	0	2	2	1	3	1	1	0	0	12	
20	Babatunde Sowunmi	0-1	0-0	0-0	0	1	1	0	0	0	0	0	0	8	
21	Madison Monroe	2-4	0-0	0-0	0	2	2	1	4	0	0	0	0	9	
24	Kenny Pittman Jr.	0-1	0-1	0-0	0	1	1	2	0	2	0	0	0	8	
33	Christopher Gettelfi	1-1	0-0	0-0	0	0	0	2	2	1	1	0	0	6	
35	Jackie Harris	2-4	1-3	0-0	0	1	1	0	5	0	0	1	0	16	
Team						3		0		3					
Totals		19-52	6-21	6-15	9	21	30	15	50	11	19	2	8	200	
FG % 1st Half:		10-27	37.0%	2nd half:	9-25	36.0%	Game:		19-52	36.5%		Deadball Rebounds			
3FG % 1st Half:		1-9	11.1%	2nd half:	5-12	41.7%	Game:		6-21	28.6%		2			
FT % 1st Half:		1-7	14.3%	2nd half:	5-8	62.5%	Game:		6-15	40.0%					
Maryland 80 • 3-0,0-0 Big Ten															
#	Player	Total FG-FGA	3-Ptr FG-FGA	FT-FTA	Rebounds			PF	TP	A	TO	Blk	Stl	Min	
21	Makhi Mitchell	1-2	0-0	1-3	0	1	1	3	3	0	0	0	0	7	
25	Jalen Smith	4-7	0-1	0-0	4	3									

Official Basketball Box Score - Final
Oakland at Northern Illinois
 11/25/19 NU Convocation Center, DeKalb, Illinois
 2019-20 Men's Basketball

Game Time: 7:00 PM
 Game Duration: 1:42
 Attendance: 730

Officials: Tim Stewart, Steve Horacki, John Hampton

Oakland - 50													Record: 4-3				
NO.	Name	Min	FG M-A	3P M-A	FT M-A	Rebounds OR	Rebounds DR	Rebounds TOT	Fouls PF	Fouls FD	TP	AS	TO	ST	Blocks BS	Blocks BA	+/-
4	Daniel Oladapo	F 30:56	4-7	0-0	5-6	3	3	6	1	4	13	0	3	0	0	0	-22
14	Xavier Hill-Mais	F 34:03	5-10	1-3	2-2	1	7	8	2	1	13	1	2	0	0	0	-22
13	Brad Brechting	C 15:55	1-4	0-0	1-2	2	3	5	3	5	3	1	2	0	2	0	-8
15	Kevin Kangu	G 28:37	0-8	0-4	2-2	0	6	6	0	2	2	2	3	1	0	0	-19
24	Kenny Pittman Jr.	G 11:26	1-2	1-2	0-0	0	1	1	0	0	3	0	1	1	0	0	-7
20	Babatunde Sowunmi	08:37	0-2	0-0	0-0	0	0	0	0	0	0	0	0	2	0	0	-3
2	Tray Maddox Jr.	31:42	3-7	0-3	5-6	1	3	4	2	3	11	1	1	0	0	0	-17
11	Blake Lampman	18:34	1-5	1-5	0-0	0	1	1	1	2	3	1	0	1	0	0	-11
33	Christopher Gettlefinger	05:52	0-0	0-0	0-0	0	0	0	1	0	0	0	0	0	0	0	-4
35	Jackie Harris	08:47	0-4	0-3	0-0	1	2	3	0	0	0	0	0	0	0	0	-6
5	Emmanuel Newsome	05:31	0-1	0-1	2-2	0	0	0	0	1	2	0	0	0	0	0	-1
Team						1	2	3		0		1					
Totals			15-50	3-21	17-20	9	28	37	10	18	50	6	13	5	2	0	-24

Shooting By Period		
1st FG%	11-28	39.3%
3PT%	2-11	18.2%
FT%	5-6	83.3%
2nd FG%	4-22	18.2%
3PT%	1-10	10.0%
FT%	12-14	85.7%
GM FG%	15-50	30.0%
3PT%	3-21	14.3%
FT%	17-20	85.0%

Dead Ball Rebounds: 0, 0

Northern Illinois - 74													Record: 6-2				
NO.	Name	Min	FG M-A	3P M-A	FT M-A	Rebounds OR	Rebounds DR	Rebounds TOT	Fouls PF	Fouls FD	TP	AS	TO	ST	Blocks BS	Blocks BA	+/-
4	Lacey James	F 24:28	2-9	1-2	0-2	4	9	13	4	2	5	0	1	1	0	1	17
11	Noah McCarty	F 26:45	3-6	1-1	0-2	1	6	7	1	1	7	2	0	0	0	0	14
1	Trendon Hankerson	G 27:39	5-7	4-5	0-0	0	2	2	1	1	14	4	0	1	0	0	20
2	Gairges Daow	G 15:33	2-3	1-1	0-0	0	1	1	3	0	5	0	1	0	0	0	0
10	Eugene German	G 30:17	9-14	3-5	0-0	0	2	2	2	1	21	3	3	3	0	0	24
24	Darius Beane	19:49	2-4	0-1	0-1	0	4	4	0	2	4	2	2	1	0	0	14
25	Nathan Scott	11:05	2-5	1-3	0-0	0	2	2	3	0	5	0	1	0	0	1	9
0	Chris Johnson	09:23	0-0	0-0	0-0	0	0	0	3	1	0	1	1	0	0	0	1
5	Zaire Mateen	10:28	2-5	2-4	0-0	0	2	2	0	0	6	2	0	0	0	0	2
23	Tyler Cochran	16:14	2-5	0-1	1-2	0	1	1	0	1	5	1	0	0	0	0	12
32	Keenon Cole	08:19	1-2	0-1	0-0	0	0	0	2	0	2	0	0	0	0	0	7
Team						1	0	1		0		0					
Totals			30-60	13-24	1-7	6	29	35	19	9	74	15	9	6	0	2	24

Shooting By Period		
1st FG%	13-27	48.1%
3PT%	7-12	58.3%
FT%	1-4	25%
2nd FG%	17-33	51.5%
3PT%	6-12	50.0%
FT%	0-3	0%
GM FG%	30-60	50.0%
3PT%	13-24	54.2%
FT%	1-7	14.3%

Dead Ball Rebounds: 2, 0

OAK		NIU		Points from		OAK		NIU		Period by Period Scoring		
Biggest lead	2 (1st 15:16)	26 (2nd 4:17)	Turnovers	5	24	1st	2nd	TOT	OAK	29	21	50
Best Scoring Run	6 (1st 8:11)	9 (2nd 15:20)	Paint	24	30	NIU	34	40	74			
Lead Changes	6	6	Second Chance	7	4							
Times Tied	1	1	Fast Breaks	7	15							
Time with Lead	01:35	37:42	Bench	16	22							

Technical Fouls: Hill-Mais 2nd 8:19

Technical Fouls: James 2nd 8:19

2019-20 TEAM STATS | SEASON

Opponent	Date	Score		Total		3-Pointers		Free throws		Rebounds				PF	A	TO	BLK	STL	PTS	AVG
				FG-FGA	PCT	3FG-FGA	PCT	FT-FTA	PCT	OFF	DEF	TOT	AVG							
Goshen	11/05/2019	94-66	W	33-64	.516	7-19	.368	21-32	.656	19	29	48	48.0	10	20	15	2	9	94	94.0
vs Delaware	11/08/2019	53-56	L	19-51	.373	3-12	.250	12-22	.545	8	31	39	43.5	14	11	13	5	10	53	73.5
vs UTSA	11/09/2019	75-62	W	21-48	.438	8-19	.421	25-31	.806	10	30	40	42.3	20	13	14	1	3	75	74.0
vs Southern Ill.	11/10/2019	61-52	W	24-52	.462	3-13	.231	10-13	.769	12	32	44	42.8	9	11	14	3	4	61	70.8
at Maryland	11/16/2019	50-80	L	19-52	.365	6-21	.286	6-15	.400	9	21	30	40.2	15	11	19	2	8	50	66.6
Hartford	11/18/2019	60-50	W	20-48	.417	3-16	.188	17-27	.630	11	34	45	41.0	13	10	15	2	9	60	65.5
at Northern Ill.	11/25/2019	50-74	L	15-50	.300	3-21	.143	17-20	.850	9	28	37	40.4	10	6	13	2	5	50	63.3
Total		443		151-365	.414	33-121	.273	108-160	.675	78	205	283	40.4	91	82	103	17	48	443	63.3
Opponents		440		165-409	.403	68-202	.337	42-72	.583	55	169	224	32.0	143	101	89	16	54	440	62.9

Oakland Averages

Games Played	Points/game	FG Pct	3FG Pct	FT Pct	Rebounds/game	Assists/game	Turnovers/game	Assist/Turnover ratio	Steals/game	Blocks/game
7	63.3	41.4	27.3	67.5	40.4	11.7	14.7	0.8	6.9	2.4

2018-19 SEASON STATS | LEAGUE



Oakland Men's Basketball OAKLAND Combined Team Statistics (as of Mar 14, 2019) Conference games only



RECORD:	OVERALL	HOME	AWAY	NEUTRAL
ALL GAMES	11-7	6-3	5-4	0-0
CONFERENCE	11-7	6-3	5-4	0-0
NON-CONFERENCE	0-0	0-0	0-0	0-0

#	Player	gp-gs	min	avg	Total			3-Point		F-Throw		Rebounds				a	to	blk	stl	pts	avg	
					fg-fga	fg%	3fg-fga	3fg%	ft-fa	ft%	off	def	tot	avg	pf							dq
21	CUMBERLAND,Jaevin	18-18	664	36.9	95-231	.411	55-157	.350	63-69	.913	8	51	59	3.3	41	0	59	31	5	20	308	17.1
14	HILL-MAIS,Xavier	18-18	549	30.5	113-205	.551	15-44	.341	45-68	.662	37	91	128	7.1	48	2	49	49	14	10	286	15.9
13	BRECHTING,Brad	18-17	443	24.6	93-147	.633	1-9	.111	54-68	.794	38	86	124	6.9	44	1	26	33	19	8	241	13.4
10	NEWMAN,Karmari	18-1	454	25.2	57-140	.407	32-93	.344	36-48	.750	13	39	52	2.9	27	1	25	29	3	15	182	10.1
02	MADDOX,Tray	17-16	393	23.1	48-115	.417	13-38	.342	24-32	.750	7	36	43	2.5	22	0	34	24	1	14	133	7.8
01	NORRIS,Braden	18-18	683	37.9	34-94	.362	31-80	.388	29-41	.707	1	54	55	3.1	43	1	89	39	2	29	128	7.1
22	BECK,James	18-1	262	14.6	29-55	.527	1-2	.500	16-26	.615	24	51	75	4.2	36	0	15	17	7	2	75	4.2
04	SCOTT,Stan	14-0	37	2.6	5-10	.500	0-0	.000	0-2	.000	1	9	10	0.7	4	0	1	7	0	2	10	0.7
24	PITTMAN,Kenny	17-1	89	5.2	2-9	.222	2-8	.250	4-4	1.000	3	6	9	0.5	12	0	6	7	0	1	10	0.6
20	SOWUNMI,Babatunde	14-0	26	1.9	1-2	.500	0-0	.000	2-4	.500	0	3	3	0.2	6	0	1	1	0	1	4	0.3
Team											12	33	45				10					
Total.....		18	3600		477-1008	.473	150-431	.348	273-362	.754	144	459	603	33.5	283	5	305	247	51	102	1377	76.5
Opponents.....		18	3600		487-1122	.434	140-428	.327	205-285	.719	217	431	648	36.0	344	-	261	228	52	116	1319	73.3

TEAM STATISTICS	OAK	OPP	Date	Opponent	Score	Att.
SCORING	1377	1319	* 12/28/18	at Cleveland State	w 89-77	1043
Points per game	76.5	73.3	* 12/30/18	at Youngstown State	w 76-74	2804
Scoring margin	+3.2	-	* 01/03/19	NORTHERN KENTUCKY	w 76-74	3281
FIELD GOALS-ATT	477-1008	487-1122	* 01/05/19	WRIGHT STATE	L 73-89	3490
Field goal pct	.473	.434	* 01/10/19	MILWAUKEE	L 64-67	2752
3 POINT FG-ATT	150-431	140-428	* 01/12/19	GREEN BAY	w 90-78	3789
3-point FG pct	.348	.327	* 01/19/19	at Detroit Mercy	w 79-73	4125
3-pt FG made per game	8.3	7.8	* 01/24/19	at IUPUI	L 71-73	2285
FREE THROWS-ATT	273-362	205-285	* 01/26/19	at UIC	w 80-67	3060
Free throw pct	.754	.719	* 01/31/19	YOUNGSTOWN STATE	L 74-75	2371
F-Throws made per game	15.2	11.4	* 02/02/19	CLEVELAND STATE	w 83-68	3705
REBOUNDS	603	648	* 2/7/19	at Wright State	L 62-76	3498
Rebounds per game	33.5	36.0	* 02/09/19	at Northern Ky.	L 64-79	6792
Rebounding margin	-2.5	-	* 2/14/19	at Green Bay	L 54-66	2239
ASSISTS	305	261	* 02/16/19	at Milwaukee	w 89-73	2440
Assists per game	16.9	14.5	* 02/23/19	DETROIT MERCY	w 95-75	4141
TURNOVERS	247	228	* 02/28/19	UIC	w 86-72	3512
Turnovers per game	13.7	12.7	* 03/02/19	IUPUI	w 72-63	3699
Turnover margin	-1.1	-				
Assist/turnover ratio	1.2	1.1				
STEALS	102	116				
Steals per game	5.7	6.4				
BLOCKS	51	52				
Blocks per game	2.8	2.9				
ATTENDANCE	30740	28286				
Home games-Avg/Game	9-3416	9-3143				
Neutral site-Avg/Game	-	0-0				

* = Conference game
1 = Men Against Breast Cancer Oakland Hoops Challenge

Score by Periods	1st	2nd	Totals
OAKLAND	644	733	1377
Opponents	593	726	1319

2019-20 SEASON STATS | OVERALL

Game Records

Record	Overall	Home	Away	Neutral
ALL GAMES	4-3	2-0	0-2	2-1
CONFERENCE	0-0	0-0	0-0	0-0
NON-CONFERENCE	4-3	2-0	0-2	2-1

Score by Periods

Team	1st	2nd	OT	TOT
Oakland	218	225	0	443
Opponents	188	252	0	440

Team Box Score

No.	Player	Total			3-Point		F-Throw		Rebounds				Other				PTS	AVG				
		GP-GS	MIN	AVG	FG-FGA	FG%	3FG-FGA	3FG%	FT-FTA	FT%	OFF	DEF	TOT	AVG	PF	DQ			A	TO	BLK	STL
14	HILL-MAIS, Xavier	7-6	219:06	31.3	38-73	.521	6-16	.375	15-23	.652	12	42	54	7.7	14	0	13	16	7	10	97	13.9
4	OLADAPO, Daniel	7-7	207:07	29.6	29-52	.558	0-0	.000	25-43	.581	24	30	54	7.7	5	0	10	18	0	6	83	11.9
15	KANGU, Kevin	7-7	228:53	32.7	20-59	.339	7-25	.280	19-26	.731	4	21	25	3.6	14	0	30	27	4	8	66	9.4
2	MADDOX JR., Tray	7-6	208:56	29.8	18-57	.316	6-28	.214	23-29	.793	3	21	24	3.4	11	0	10	9	1	7	65	9.3
13	BRECHTING, Brad	7-7	161:01	23.0	23-45	.511	0-2	.000	15-23	.652	12	31	43	6.1	18	0	6	15	4	7	61	8.7
11	LAMPMAN, Blake	7-0	99:38	14.2	9-20	.450	8-19	.421	1-1	1.000	0	9	9	1.3	6	0	6	2	0	2	27	3.9
35	HARRIS, Jackie	7-0	78:20	11.2	5-21	.238	4-19	.211	1-2	.500	3	9	12	1.7	3	0	0	0	1	0	15	2.1
24	PITTMAN JR., Kenny	6-2	59:20	9.9	2-8	.250	2-6	.333	2-5	.400	1	8	9	1.5	3	0	0	4	0	2	8	1.3
5	NEWSOME, Emmanuel	5-0	21:11	4.2	0-7	.000	0-3	.000	6-6	1.000	0	3	3	0.6	2	0	2	0	0	0	6	1.2
21	MONROE, Madison	6-0	49:47	8.3	2-8	.250	0-2	.000	1-2	.500	1	4	5	0.8	7	0	0	2	0	1	5	0.8
20	SOWUNMI, Babatunde	5-0	33:41	6.7	2-8	.250	0-0	.000	0-0	.000	4	4	8	1.6	3	0	0	2	0	2	4	0.8
33	GETTELFINGER, Christopher	6-0	32:59	5.5	2-6	.333	0-1	.000	0-0	.000	0	6	6	1.0	5	0	5	2	0	3	4	0.7
Team											14	17	31					4				
Total		7	1400		151-365	.414	33-121	.273	108-160	.675	78	205	283	40.4	91	0	82	103	17	48	443	63.3
Opponents		7	1400		165-409	.403	68-202	.337	42-72	.583	55	169	224	32.0	143	-	101	89	16	54	440	62.9

Team Statistics

	OAK	OPP
Scoring	443	440
Points per game	63.3	62.9
Scoring margin	+0.4	-
Field goals-att	151-365	165-409
Field goal pct	.414	.403
3 point fg-att	33-121	68-202
3-point FG pct	.273	.337
3-pt FG made per game	4.7	9.7
Free throws-att	108-160	42-72
Free throw pct	.675	.583
F-Throws made per game	15.4	6.0
Rebounds	283	224
Rebounds per game	40.4	32.0
Rebounding margin	+8.4	-
Assists	82	101
Assists per game	11.7	14.4
Turnovers	103	89
Turnovers per game	14.7	12.7
Turnover margin	-2.0	-
Assist/turnover ratio	0.8	1.1
Steals	48	54
Steals per game	6.9	7.7
Blocks	17	16
Blocks per game	2.4	2.3
Winning streak	0	-
Home win streak	2	-
Attendance	5541	13719
Home games-Avg/Game	2-2771	2-6860
Neutral site-Avg/Game	-	3-368

Team Results

Date	Opponent		Score	Att.
11/05/2019	Goshen	W	94-66	2554
11/08/2019	vs Delaware	L	53-56	0
11/09/2019	vs UTSA	W	75-62	564
11/10/2019	vs Southern Ill.	W	61-52	539
11/16/2019	at Maryland	L	50-80	12989
11/18/2019	Hartford	W	60-50	2987
11/25/2019	at Northern Ill.	L	50-74	730