

Johnnie

2025 OFFICIAL FOOTBALL GAME INFORMATION

AUGSBURG
(1-1, 0-1 MIAC)



AT **NO. 4 SAINT JOHN'S**
(2-0, 1-0 MIAC)



1 p.m.
SATURDAY, SEPT. 27, 2025
COLLEGEVILLE, MINN.
CLEMENS STADIUM

Nickname: Auggies
Location: Minneapolis, Minn.
Founded: 1869
Enrollment: 2,445
School Colors: Maroon and Gray
Conference: Minnesota Intercollegiate Athletic (MIAC)
President: Dr. Paul Pribbenow
Athletic Director: Amy Cooper
Home Field (Capacity): Edor Nelson Field (1,400)
Head Coach: KiJuan Ware
Augsburg Record: 1-1 (First season)
Overall Record: 4-8 (Second season)
Record vs. Saint John's: 0-0

Nickname: Johnnies
Location: Collegeville, Minn.
Founded: 1857
Enrollment: 1,528
School Colors: Cardinal and Blue
Conference: Minnesota Intercollegiate Athletic (MIAC)
President: Dr. Brian Bruess
Athletic Director: Dan O'Brien
Home Field (Capacity): Clemens Stadium (8,500)
Head Coach: Gary Fasching '81
SJU Record: 112-20 (13th season)
Overall Record: 112-20 (13th season)
Record vs. Augsburg: 11-0

2025 STATISTICAL COMPARISONS

Augsburg (NCAA/MIAC)		Saint John's (NCAA/MIAC)
15.0 (197th/7th)	Scoring Offense	54.0 (4th/1st)
25.0 (120th/5th)	Scoring Defense	0.0 (1st/1st)
237.0 (211th/8th)	Total Offense	553.0 (6th/1st)
373.0 (158th/6th)	Total Defense	161.0 (5th/2nd)
25:12	Avg. Time of Possession	28:51
PASSING		
186.5 (134th/6th)	Passing Offense	366.0 (9th/1st)
138.0 (35th/6th)	Passing Defense	107.5 (15th/3rd)
4	Passing TD's	7
2	Passing TD's Allowed	0
133.7 (105th/4th)	Pass Efficiency	207.4 (7th/1st)
92.3 (30th/5th)	Pass-Efficiency Defense	76.9 (11th/1st)
RUSHING		
50.5 (218th/9th)	Rushing Offense	187.0 (59th/3rd)
235.0 (218th/9th)	Rushing Defense	53.5 (19th/2nd)
0	Rushing TD's	7
5	Rushing TD's Allowed	0
DEFENSE		
1	Sacks (Total)	6
10	Tackles For Loss (Total)	17
SPECIAL TEAMS		
14 (30.5)	Punts (Avg.)	3 (38.0)
5 (13.8)	Kick Returns (Avg.)	1 (17.0)
2 (0.0)	Punt Returns (Avg.)	4 (6.2)
26.0	Kickoff Coverage (Net Avg.)	42.7
TURNOVERS		
+4 (5/4)	Turnover Margin	+2 (5/3)
2	Interceptions	4
1	Interceptions Thrown	1
3	Fumbles Gained (Defensive)	1
0	Fumbles Lost	2
MISCELLANEOUS		
100.0% (3-3)	Red-Zone Offense	87.5% (14-16)
100.0% (6-6)	Red-Zone Defense	0.0% (0-3)
35.7% (10-28)	3rd-Down Offense	30.0% (3-10)
35.5% (11-31)	3rd-Down Defense	23.1% (6-26)
N/A	Avg. Home Attendance	8,759 (1 game)

WATCH



STREAM:
MIAC Sports
Network

LISTEN



RADIO: 660
WBHR 95.7

FOLLOW



@johnnieathletics and
@saintjohnsfootball
@Saint John's University
(Minn.) Athletics
@SJUJohnnies and
@SJUFootball

SATURDAY'S HOMECOMING MATCHUP

Working a two-series-apiece quarterback rotation, Saint John's scored on eight of its first nine possessions en route to a 59-0, MIAC-opening shutout of Hamline on Saturday (Sept. 20) in St. Paul. Junior **Trey Feeney** finished 14 of 20 passing for 215 yards and two touchdowns, while senior **Zander Dittbenner** finished 8 of 12 for 160 yards and one touchdown through the air, while rushing for two more. Senior tight end **Joey Gendreau** posted his second 100-yard receiving game in as many weeks with 137 yards on nine catches, while senior wide receiver **Dylan Wheeler** caught three touchdowns for the sixth time in his career. On the ground, junior running back **Corey Bohmert** rushed for 40 yards and a pair of touchdowns. The SJU defense held Hamline to 48 yards rushing and nine first downs, junior defensive back **Peyton Goettlicher** led the team with six tackles (five solo) and a forced fumble, while senior defensive lineman **Zach Frank** added three tackles for loss, including a sack. After trailing for much of the game, Augsburg junior quarterback Caden Rodkewich threw an 82-yard touchdown pass in the fourth quarter to open MIAC play with a 30-23 win over St. Scholastica. Augsburg narrowly outgained CSS, 411-403, but forced four turnovers that led to 10 points. Senior wide receiver Tyrone Wilson finished with 11 catches for 198 yards and two touchdowns, while Rodkewich threw for 321 (24-for-36) with four scores and one interception.

THE MIAC SPORTS NETWORK

The MIAC launched the MIAC Sports Network powered by Hudl in August 2023. The MIAC Sports Network is the official streaming home of all MIAC events and championships. The end-to-end digital streaming service is now available on the web (<https://miacsportsnetwork.com/>) along with streaming apps for television and mobile devices, including Android TV, Apple TV, Amazon Fire, Roku (TV), iOS, Android (mobile), and Amazon Fire Tablet.

THE JOHNNIE RADIO NETWORK

Saturday's game can be heard live on WBHR-660 AM across central Minnesota and KDIZ-1570 AM in the Twin Cities. Mark Lewandowski, Bryan Backes and Mike Carr will call all the action, beginning with Johnnies Magazine at 11 a.m. and the pre-game show at 11:30 a.m. The game will also be broadcast on the SJU football website via 660wbhr.com. This is the 28th season SJU football can be heard worldwide over the internet.

-Football Weekly at 7 p.m. Thursday, Sept. 25: quarterbacks coach **Josh Bungum** '16, head coach **Gary Fasching** '81 and senior cornerback **Blake Simonson** (Waconia, Minn.).

-Johnnies Magazine at 11 a.m. Saturday, Sept. 27: SJU soccer sophomore **Ronan O'Connor** (Woodbury, Minn./Hill-Murray) and SJU cross country junior **Cole Stencel** (Mapleton, Minn./Maple River).

DOWNLOAD THE GO JOHNNIES APP

In August 2021, the Saint John's athletic department launched the Go Johnnies App, which is compatible with both iOS and Android devices. The app provides Johnnie fans easy access to features that include customizable push notifications for each of SJU's 11 varsity sports. The Go Johnnies App is presented by Kensington Bank and is a collaboration between SJU's athletic media relations and sports marketing departments, and From Now On, a fan-engagement software and analytics company (FanX).

LAST WEEK'S LEADERS



#1 TREY FEENEY

Completions/Attempts	14/20
Yards	215
Touchdowns	2
Long	29



#23 DYLAN KIRCHNER

Attempts	7
Yards	43
Touchdowns	0
Long	9



#4 RILEY SCHWELLENBACH

Receptions	5
Yards	140
Touchdowns	0
Long	53



#8 PEYTON GOETTLICHER

Total Tackles	6.0
TFL/Yards	1.0/3
Sacks/Yards	0.0/0
Forced Fumbles	1

THIS WEEK IN JOHNNIE ATHLETICS

SUN.	SEPT. 21	MON.	SEPT. 22	FRI.	SEPT. 26	SAT.	SEPT. 27
GOLF		SOCCER		TENNIS		TENNIS	
Fourth at SJU Fall Invitational Sartell, Minn. - Blackberry Ridge G.C.		W, 4-1 vs. St. Scholastica Collegeville, Minn. - Haws Field		SJU at ITA Midwest Regionals St. Peter, Minn. - Brown Tennis Courts		SJU at ITA Midwest Regionals St. Peter, Minn. - Brown Tennis Courts	
				GOLF		GOLF	
				SJU at MIAC Championships Brooklyn Park, Minn. - Edinburgh G.C.		SJU at MIAC Championships Brooklyn Park, Minn. - Edinburgh G.C.	
				FOOTBALL		FOOTBALL	
				SJU vs. Augsburg Collegeville, Minn. - Clemens Stadium		SJU vs. Augsburg Collegeville, Minn. - Clemens Stadium	
				SOCCER		SOCCER	
				SJU at Gustavus Adolphus St. Peter, Minn. - Gustie Soccer Field		SJU at Gustavus Adolphus St. Peter, Minn. - Gustie Soccer Field	

JOHNNIE FOOTBALL BY THE NUMBERS

4

NATIONAL CHAMPIONSHIPS

1963 (NAIA), 1965 (NAIA), 1976, 2003

Saint John's won is one of 10 active football programs to have won more than one national championship at the Division III level.

33

POSTSEASON APPEARANCES

1963, 1965, 1969, 1976, 1977, 1982, 1985, 1987, 1989, 1991, 1993, 1994, 1996, 1998, 1999, 2000, 2001, 2002, 2003, 2005, 2006, 2007, 2008, 2009, 2014, 2015, 2016, 2017, 2018, 2019, 2021, 2022, 2024

37

MIAC CHAMPIONSHIPS

1932, 1935, 1936, 1938, 1953, 1962, 1963, 1965, 1971, 1974, 1975, 1976, 1977, 1979, 1982, 1985, 1989, 1991, 1993, 1994, 1995, 1996, 1998, 1999, 2001, 2002, 2003, 2005, 2006, 2008, 2009, 2014, 2018, 2019, 2021, 2022, 2024

38

ACADEMIC ALL-AMERICANS

25 seasons with at least one Academic All-American
Seven seasons with two or more Academic All-Americans
Two Academic All-Americans of the Year (Chris Palmer, 1995; Aaron Syverson, 2024)

154

ALL-AMERICANS

A total of 29 players have earned more than one All-America award, and SJU has had more than one All-American in 40 seasons and 24 seasons with three selections or more.

2025 SCHEDULE/RESULTS

Saint John's (2-0, 1-0 MIAC)		
Sept. 13	MINNESOTA-MORRIS (Blake Elliott Day)	W, 49-0
Sept. 20	at Hamline*	W, 59-0
Sept. 27	AUGSBURG* (Homecoming)	1 p.m.
Oct. 4	at Bethel*	1 p.m.
Oct. 11	MACALESTER*	1 p.m.
Oct. 18	at Concordia*	1 p.m.
Oct. 25	CARLETON* (Family Weekend)	1 p.m.
Nov. 1	at Gustavus Adolphus*	1 p.m.
Nov. 8	ST. SCHOLASTICA*	Noon
Nov. 15	ST. OLAF*	Noon

*denotes an MIAC game

Saint John's Football History

*as of Sept. 20

First Season	1900 (113th season)
All-Time Record	694-258-24 (.723)
All-Time MIAC Record	503-181-22 (.727)
All-Time Home Record	370-102-13 (.776)
All-Time Postseason Record	50-28 (.641)
NCAA Postseason Record	45-27 (.625)
All-Americans	154
Academic All-Americans	38
All-MIAC First-Team Selections	478

4 National Championships

1963 (NAIA), 1965 (NAIA), 1976, 2003

37 MIAC Championships

1932, 1935, 1936, 1938, 1953, 1962, 1963, 1965, 1971, 1974, 1975, 1976, 1977, 1979, 1982, 1985, 1989, 1991, 1993, 1994, 1995, 1996, 1998, 1999, 2001, 2002, 2003, 2005, 2006, 2008, 2009, 2014, 2018, 2019, 2021, 2022, 2024

33 Postseason Appearances

1963, 1965, 1969, 1976, 1977, 1982, 1985, 1987, 1989, 1991, 1993, 1994, 1996, 1998, 1999, 2000, 2001, 2002, 2003, 2005, 2006, 2007, 2008, 2009, 2014, 2015, 2016, 2017, 2018, 2019, 2021, 2022, 2024

29 NCAA Division III Playoff Appearances

1976, 1977, 1985, 1987, 1989, 1991, 1993, 1994, 1996, 1998, 1999, 2000, 2001, 2002, 2003, 2005, 2006, 2007, 2008, 2009, 2014, 2015, 2016, 2017, 2018, 2019, 2021, 2022, 2024

10 Undefeated Seasons

1901, 1905, 1932, 1935, 1944, 1962, 1963, 1965, 1976, 2003

26 Seasons of 10+ Wins

1963, 1965, 1976, 1989, 1991, 1993, 1994, 1996, 1998, 1999, 2000, 2001, 2002, 2003, 2005, 2006, 2007, 2009, 2014, 2015, 2016, 2018, 2019, 2021, 2022, 2024

20 Seasons of Leading Division III Attendance (Game Avg.)

1988, 1993, 1995, 1996, 1998, 2001, 2002, 2003, 2004, 2005, 2006, 2007, 2008, 2009, 2010, 2012, 2013, 2014, 2015, 2016

MEDIA CONTACTS

Saint John's - Ryan Klinkner, Director of Athletic Communications
320-363-3127 | rklinkner@csbsju.edu | gojohnnies.com

Jordan Modjeski, Assistant Director of Athletic Communications
320-363-3127 | jmodjeski@csbsju.edu | gojohnnies.com

Twitter: @SJUJohnnies | Instagram: @johnnieathletics

Augsburg - Don Stoner, Sports Information Director
612-330-1677 | stoner@augsbu.edu | athletics.augsburg.edu
Twitter: @AugsburgAuggies | Instagram: @augsburgauggies

Johnnies

2025 SAINT JOHN'S FOOTBALL • @SJUJOHNNIES • @SJUFOOTBALL • A TRADITION UNRIVALED

2

2025 OPPONENT SCHEDULES



MINNESOTA-MORRIS

Blake Elliott Day
Sept. 13, 2025 | 1 p.m.
Clemens Stadium | Collegeville, Minn.

2025 SCHEDULE/RESULTS

Sept. 6	at Concordia-Chicago	L, 16-17
Sept. 13	at Saint John's	L, 0-49
Sept. 20	at Crown	L, 20-30
Oct. 4	MARTIN LUTHER	6 p.m.
Oct. 11	at Westminster (Mo.)	Noon
Oct. 18	NORTHWESTERN	1 p.m.
Oct. 25	at Greenville (Ill.)	Noon
Nov. 1	CROWN	1 p.m.
Nov. 8	WESTMINSTER (Mo.)	Noon
Nov. 15	at Martin Luther	1 p.m.

2025 Record: 0-3 (0-0 UMAC)



HAMLIN

Sept. 20, 2025 | 1 p.m.
Klas Field | St. Paul, Minn.

2025 SCHEDULE/RESULTS

Sept. 6	CROWN	W, 28-21
Sept. 20	SAINT JOHN'S	L, 0-59
Sept. 27	BETHEL	1 p.m.
Oct. 4	at Macalester	7 p.m.
Oct. 11	CONCORDIA	1 p.m.
Oct. 18	at Carleton	1 p.m.
Oct. 25	GUSTAVUS ADOLPHUS	1 p.m.
Nov. 1	at St. Scholastica	1 p.m.
Nov. 8	at St. Olaf	Noon
Nov. 15	at Augsburg	Noon

2025 Record: 1-1 (0-1 MIAC)



AUGSBURG

Homecoming
Sept. 27, 2025 | 1 p.m.
Clemens Stadium | Collegeville, Minn.

2025 SCHEDULE/RESULTS

Sept. 4	at Valley City State (N.D.)	L, 0-27
Sept. 20	at St. Scholastica	W, 30-23
Sept. 27	at Saint John's	1 p.m.
Oct. 4	ST. OLAF	Noon
Oct. 11	BETHEL	Noon
Oct. 18	at Macalester	1 p.m.
Oct. 25	CONCORDIA	Noon
Nov. 1	at Carleton	1 p.m.
Nov. 8	GUSTAVUS ADOLPHUS	Noon
Nov. 15	HAMLIN	Noon

2025 Record: 1-1 (1-0 MIAC)



BETHEL

Oct. 4, 2025 | 1 p.m.
Royal Stadium | Arden Hills, Minn.

2025 SCHEDULE/RESULTS

Sept. 13	NORTHWESTERN	W, 50-3
Sept. 20	at Gustavus Adolphus	W, 41-7
Sept. 27	at Hamline	1 p.m.
Oct. 4	SAINT JOHN'S	1 p.m.
Oct. 11	at Augsburg	Noon
Oct. 18	ST. OLAF	1 p.m.
Oct. 25	MACALESTER	1 p.m.
Nov. 1	at Concordia	1 p.m.
Nov. 8	CARLETON	1 p.m.
Nov. 15	at St. Scholastica	1 p.m.

2025 Record: 2-0 (1-0 MIAC)



MACALESTER

Oct. 11, 2025 | 1 p.m.
Clemens Stadium | Collegeville, Minn.

2025 SCHEDULE/RESULTS

Sept. 6	at Grinnell (Iowa)	W, 20-15
Sept. 20	at Carleton	L, 7-51
Sept. 27	at St. Scholastica	1 p.m.
Oct. 4	HAMLIN	7 p.m.
Oct. 11	at Saint John's	1 p.m.
Oct. 18	AUGSBURG	1 p.m.
Oct. 25	at Bethel	1 p.m.
Nov. 1	ST. OLAF	7 p.m.
Nov. 8	CONCORDIA	Noon
Nov. 15	at Gustavus Adolphus	Noon

2025 Record: 1-1 (0-1 MIAC)



CONCORDIA

Oct. 18, 2025 | 1 p.m.
Jake Christiansen Stadium | Moorhead, Minn.

2025 SCHEDULE/RESULTS

Sept. 6	MAYVILLE STATE (N.D.)	W, 17-6
Sept. 20	at St. Olaf	L, 16-17
Sept. 27	GUSTAVUS ADOLPHUS	1 p.m.
Oct. 4	ST. SCHOLASTICA	1 p.m.
Oct. 11	at Hamline	1 p.m.
Oct. 18	SAINT JOHN'S	1 p.m.
Oct. 25	at Augsburg	Noon
Nov. 1	BETHEL	1 p.m.
Nov. 8	at Macalester	Noon
Nov. 15	at Carleton	Noon

2025 Record: 1-1 (0-1 MIAC)



CARLETON

Family Weekend
Oct. 25, 2025 | 1 p.m.
Clemens Stadium | Collegeville, Minn.

2025 SCHEDULE/RESULTS

Sept. 6	at UW-Whitewater	L, 14-45
Sept. 20	MACALESTER	W, 51-7
Sept. 27	ST. OLAF	1 p.m.
Oct. 4	at Gustavus Adolphus	1 p.m.
Oct. 11	at St. Scholastica	1 p.m.
Oct. 18	HAMLIN	1 p.m.
Oct. 25	at Saint John's	1 p.m.
Nov. 1	AUGSBURG	1 p.m.
Nov. 8	at Bethel	1 p.m.
Nov. 15	CONCORDIA	Noon

2025 Record: 1-1 (1-0 MIAC)



GUSTAVUS ADOLPHUS

Nov. 1, 2025 | 1 p.m.
Hollingsworth Field | St. Peter, Minn.

2025 SCHEDULE/RESULTS

Sept. 6	at Whitworth (Wash.)	L, 10-23
Sept. 20	BETHEL	L, 7-41
Sept. 27	at Concordia	1 p.m.
Oct. 4	CARLETON	1 p.m.
Oct. 11	at St. Olaf	1 p.m.
Oct. 18	ST. SCHOLASTICA	1 p.m.
Oct. 25	at Hamline	1 p.m.
Nov. 1	SAINT JOHN'S	1 p.m.
Nov. 8	at Augsburg	Noon
Nov. 15	MACALESTER	Noon

2025 Record: 0-2 (0-1 MIAC)



ST. SCHOLASTICA

Nov. 8, 2025 | Noon
Clemens Stadium | Collegeville, Minn.

2025 SCHEDULE/RESULTS

Sept. 6	at Wisconsin Lutheran	W, 41-27
Sept. 20	AUGSBURG	L, 23-30
Sept. 27	MACALESTER	1 p.m.
Oct. 4	at Concordia	7 p.m.
Oct. 11	CARLETON	1 p.m.
Oct. 18	at Gustavus Adolphus	1 p.m.
Oct. 25	at St. Olaf	1 p.m.
Nov. 1	HAMLIN	1 p.m.
Nov. 8	at Saint John's	Noon
Nov. 15	BETHEL	1 p.m.

2025 Record: 1-1 (0-1 MIAC)



ST. OLAF

Nov. 15, 2025 | Noon
Clemens Stadium | Collegeville, Minn.

2025 SCHEDULE/RESULTS

Sept. 6	NORTHWESTERN	W, 32-7
Sept. 20	CONCORDIA	W, 17-16
Sept. 27	at Carleton	1 p.m.
Oct. 4	at Augsburg	7 p.m.
Oct. 11	GUSTAVUS ADOLPHUS	1 p.m.
Oct. 18	at Bethel	1 p.m.
Oct. 25	ST. SCHOLASTICA	1 p.m.
Nov. 1	at Macalester	1 p.m.
Nov. 8	HAMLIN	Noon
Nov. 15	at Saint John's	Noon

2025 Record: 2-0 (1-0 MIAC)

SJU vs. 2025'S OPPONENTS

Opponent	Time	Series	Home	Away	Neut.	First	Last	Streak
Minnesota-Morris	W, 49-0	SJU, 3-2-1	2-0-1	1-2	0-0	1968	2025	W1
at Hamline	W, 59-0	SJU, 63-23-3	36-8-2	26-15-1	1-0	1908	2025	W26
Augsburg	1 p.m.	SJU, 74-9-2	37-5	36-4-2	1-0	1926	2024	W11
at Bethel	1 p.m.	SJU, 38-10	22-3	15-7	1-0	1978	2024	W4
Macalester	1 p.m.	SJU, 54-17-4	26-7-3	25-10-1	3-0	1909	2001	W15
at Concordia	1 p.m.	SJU, 51-34-6	25-15-4	22-18-1	4-1-1	1923	2024	W5
Carleton	1 p.m.	SJU, 41-0	20-0	18-0	3-0	1923	2023	W41
at Gustavus Adolphus	1 p.m.	SJU, 54-33-3	29-11-1	22-21-2	3-1	1923	2024	W1
St. Scholastica	Noon	SJU, 7-0	5-0	2-0	0-0	2014	2024	W7
St. Olaf	Noon	SJU, 48-14-1	24-8	24-6-1	0-0	1922	2024	W11

433-142-20 (.745)



FREE WHEELING

DYLAN WHEELER

WR | 6-2 | 195 | Sr.

St. Paul, Minn./Mounds View

A 2024 Consensus All-American – American Football Coaches Association (AFCA) first team, Associated Press first team, D3football.com third team, Walter Camp first team – senior wide receiver **Dylan Wheeler** (St. Paul, Minn./Mounds View) ended the season second in NCAA Division III in receiving touchdowns (21), eighth in total points scored (126) and total touchdowns (21), 14th in receptions per game (7.3) and 15th in scoring (10.5 ppg.). He recorded over 100 receiving yards in seven of his team's 12 games and led SJU in receptions (88) and receiving touchdowns (21), and finished second with 1,164 receiving yards.

The 21 receiving touchdowns were second-most in program history, one behind the record of 22 set by **Blake Elliott** '03 – a 2025 College Football Hall of Fame inductee – in 2002, while the catches ranked third and the receiving yards were 10th. Wheeler is currently fourth in program history in 100-yard receiving games (10), tied for fourth in receiving touchdowns (32), eighth in receptions (152) and 12th in receiving yards (2,036).

Wheeler continues to move up the SJU leaderboards, and collected his sixth game with three receiving touchdowns last week (Sept. 20) at Hamline. No Johnnie has tallied more 3+ touchdown-reception games than Wheeler.

All-Time SJU Receptions

Rk.	Rec.	Name	Seasons
1.	369	Blake Elliott	2000-03
2.	213	Josh Bungum	2012-15
3.	207	Adam Herbst	1995-98
4.	171	Alex Larson	2019-23
5.	165	Chris Palmer	1992-95
6.	158	Dylan Wheeler	2022-current

All-Time SJU Receiving Yards

Rk.	Yds.	Name	Seasons
1.	4,826	Blake Elliott	2000-03
2.	3,162	Chris Palmer	1992-95
3.	3,096	Adam Herbst	1995-98
4.	2,676	Josh Bungum	2012-15
5.	2,584	Todd Fultz	1988-90
6.	2,542	Jeremy Loretz	1991-94
7.	2,357	Kyle Gearman	2004-06
8.	2,350	Ravi Alston	2018-21
9.	2,241	Lee Clintsman	2001-04
10.	2,115	Dylan Wheeler	2022-current

All-Time SJU Receiving Touchdowns

Rk.	TDs	Name	Seasons
1.	63	Blake Elliott	2000-03
2.	41	Adam Herbst	1995-98
3.	36	Chris Palmer	1992-95
4.	35	Dylan Wheeler	2022-current

All-Time SJU 100-Yard Receiving Games

Rk.	Gms.	Name	Seasons
1.	22	Blake Elliott	2000-03
2.	15	Chris Palmer	1992-95
3.	11	Adam Herbst	1995-98
4.	10	Dylan Wheeler	2022-current

HAVE YOUR PICK

Last Saturday's game at Hamline featured interceptions from three sophomore defensive backs: **Westin Hoyt** (Forest Lake, Minn.), **Mark Rogalski** (Eden Prairie, Minn./St. Thomas Academy) and **Nolan Dumonceaux** (Forest Lake, Minn.). The last time SJU had three different defensive backs intercept a pass was Nov. 6, 2019, in a 47-14 win over Rose-Hulman (Ind.) at Clemens Stadium. The Johnnies had four interceptions for 57 yards, three of which came d-backs **Chris Harris** '20, **Tommy Deters** '22 and **Sam McNamara** '20. Deters returned his for a 26-yard pick six. Linebacker **James Inman** '20 accounted for the fourth. Saint John's has had four games between last Saturday and Nov. 6, 2019 that featured three or more picks from other positions.

ANOTHER MIAC OPENING WIN

After last week's 59-0 victory over Hamline (Sept. 20), the Johnnies are now 71-25-7 (.723) all-time in their first MIAC game of the season, including a 37-14-3 (.713) record away from Collegeville and a 15-6-3 record against Hamline (8-2-2 in Collegeville and 7-4-1 in St. Paul). It took SJU until its 11th season in the MIAC to win its first conference game of the season, a 7-0 home shutout of Hamline on Oct. 3, 1931. SJU was 0-6-4 in its first 10 conference openers and is 10-19-3 (.780) since.



JOEY G. ON THE TE LISTS

JOEY GENDREAU

TE | 6-3 | 230 | Sr.

Shorewood, Minn./Minnetonka

Senior tight end **Joey Gendreau** (Shorewood, Minn./Minnetonka) was named to the D3football.com National Team of the Week on Tuesday (Sept. 16) after he led the Johnnies' receiving corps with eight catches for 124 yards – the first 100-yard receiving game of his career – and two touchdowns in Sept. 13's season-opening win over Minnesota-Morris. He tallied his second 100-yard game in as many weeks against Hamline, hauling in nine catches for 147 yards. The performance enabled Gendreau to move into third in receptions (110) and fourth in receiving yards (1,447).

A D3football.com All-America fourth-team selection in 2024, Gendreau finished third on the team in catches (63), receiving yards (810) and receiving touchdowns (5) last season. Among MIAC tight ends, Gendreau led the MIAC in receptions (43), tied for first with four receiving touchdowns and was second with 500 receiving yards in league play.

All-Time SJU Receptions by a Tight End

Rk.	Rec.	Name	Seasons
1.	171	Alex Larson	2019-23
2.	113	Dan Grant	1985-88
3.	109	Joey Gendreau	2022-current

All-Time SJU Receiving Yards by a Tight End

Rk.	Yds.	Name	Seasons
1.	2,097	Alex Larson	2019-23
2.	1,749	Nate Kirschner	1997-00
3.	1,497	Chris Biggins	1980-83
4.	1,437	Joey Gendreau	2022-current

All-Time SJU Receiving Touchdowns by a Tight End

Rk.	Yds.	Name	Seasons
1.	30	Alex Larson	2019-23
2.	19	Nate Kirschner	1997-00
3.	15	Tom Ramboldt	1988-91
4.	14	Jared Streit	2015-18
5.	13	Joey Gendreau	2022-current



SCOREY BOHMERT

COREY BOHMERT

RB | 5-10 | 175 | Jr.

Mahtomedi, Minn.

Junior **Corey Bohmert** (Mahtomedi, Minn.) scored his second and third touchdowns of the season in last Saturday's shutout of Hamline. Bohmert scampered for 40 yards and two touchdowns on seven attempts (5.4 avg.). The two-score game was the first for Bohmert, who totaled one rushing touchdown in seven games last fall. He was one of nine Johnnies with a carry against Hamline, led by junior **Dylan Kirchner's** (Andover, Minn.) 43 yards on seven rushes. Bohmert and senior quarterback **Zander Dittbenner** (Mankato, Minn./West) each ran a pair of touchdowns into the end zone, marking the first time since a 56-5 win at St. Scholastica on Oct. 29, 2022 that SJU has scored four touchdowns or more on the ground. Bohmert and Dittbenner are the first two Johnnies to combine four or more rushing touchdowns in a single game since Saint John's defeated Augsburg 50-0 on Oct. 9, 2021. **Henry Trost** '22 and **Devin Vouk** '23 accounted for five rushing touchdowns in the 2021 Homecoming game.

A LETHAL ROTATION

Saint John's entered the season needing to replace **Aaron Syverson** '24 – the Walter Camp Division III Player of the Year and a consensus All-American – at quarterback. He was the runner-up for the Gagliardi Trophy and the D3football.com Region 6 Offensive Player of the Year who ended the 2024 season as the NCAA Division III leader in completion percentage (.763), passing touchdowns (51), passing yards (4,382) and passing yards per game (365.2). He finished in the top three in six other categories.

The top two candidates to replace him have each seen plenty of action so far this season. Junior **Trey Feeney** (Moorhead, Minn.), a transfer from FCS North Dakota, has led the Johnnies in passing yards so far (356), while senior **Zander Dittbenner** ran in two touchdowns in last week's game at Hamline, and ranks fourth on the team in rushing yards.

Four quarterbacks have seen the field for SJU, as senior **Lucas Jansky** (Kimball, Minn./Kimball Area) sophomore **Reece Dawson** (Rogers, Minn.) have joined in on the action with Feeney and Dittbenner. All four completed a pass last Saturday at Hamline, marking the first time since Sept. 1, 2012, a 52-7 SJU win over Northwestern, that four different players have completed a pass.

SJU's 2025 Passing Statistics

	CMP-ATT-INT	YDS	TD	LONG	AVG.
Trey Feeney	26-33-0	356	4	30	178.0
Zander Dittbenner	15-22-1	298	2	53	149.0
Lucas Jansky	4-6-0	58	0	29	29.0
Reece Dawson	1-1-0	20	1	20	20.0
TOTALS	46-62-1	732	7	53	366.0



ALL RILED UP
RILEY SCHWELLENBACH
WR | 5-9 | 160 | Jr.
Woodbury, Minn./East Ridge

Junior wide receiver **Riley Schwellenbach** (Woodbury, Minn./East Ridge) led the Johnnies in receiving yards last weekend with 140 on five receptions and a long of 53. His five receptions were 24, 53, 19, 24 and 20 – all but one covered 20 yards or more. Through two games this year, he's averaging 3.5 catches for 101.0 yards with an average of 28.9 yards per catch. The 100-yard game was the second of his career, as he caught nine passes for 167 in the Johnnies' season-ending loss against Susquehanna (Pa.) in the third round of the NCAA tournament last winter. In 12 games last year, Schwellenbach averaged 44.2 yards per game and 15.6 yards per catch. He totaled 531 receiving yards on 34 receptions. In his last three games going back to the 2024 season finale, Schwellenbach has 16 catches for 369 yards – a 23.1 average per catch.



LET'S BE FRANK
ZACH FRANK
DL | 6-3 | 270 | Sr.
Lino Lakes, Minn./Centennial

Senior defensive lineman **Zach Frank** (Lino Lakes, Minn./Centennial) was named one of 175 semifinalists for the 2025 William V. Campbell Trophy and is a candidate for the 2025 National Football Foundation (NFF) Scholar-Athlete Awards, presented by Fidelity Investments. He is one of 33 student-athletes from NCAA Division III and one of two nominees from the Minnesota Intercollegiate Athletic Conference (MIAC) for the Campbell Trophy – joining St. Olaf defensive end Noah Barrett.

Since 1995, 24 Johnnies have been nominated for the Campbell Trophy. SJU is the lone program of 658 NCAA schools that play football to have nominated a Campbell Trophy scholar-athlete each of the past 23 seasons.

The award recognizes an individual as the absolute best football scholar-athlete in the nation and up to 16 of the candidates will be named recipients of the prestigious NFF National Scholar-Athlete Award. Nominated by their schools, which are limited to one nominee each, candidates for the awards must be a senior or graduate student in their final year of eligibility, have a GPA of at least 3.2 on a 4.0 scale, have shown outstanding football ability as a first-team player or significant contributor and must have demonstrated strong leadership and citizenship. Launched in 1959, the NFF National Scholar-Athlete program awards \$18,000 scholarships that can be used for the honorees' postgraduate

education. SJU has produced four NFF National Scholar-Athlete Award winners: defensive lineman **Michael Wozniak** '22 (2022), linebacker **Carter Hanson** '17 (2016), linebacker **Matt Hawn** '06 (2005) and wide receiver **Chris Palmer** '96 (1995).

The class is selected each year by the NFF Awards Committee, which is comprised of a nationally recognized group of media, members of the College Football Hall of Fame and athletics administrators.

The NFF will announce 12-16 finalists on Oct. 22. Each of them will receive a \$18,000 postgraduate scholarship as a member of the NFF National Scholar-Athlete Class Presented by Fidelity Investments. One of the finalists will be named the winner of the 36th Campbell Trophy during the 67th Annual NFF Awards Dinner Presented by Las Vegas on Dec. 9 at the Bellagio Resort & Casino and have his postgraduate scholarship increased to \$25,000.

An accounting major (exercise and health science minor) with a 3.86 GPA, Frank was named to the 2024 College Sports Communicators (CSC) Academic All-America second team and collected his second CSC Academic All-District and Academic All-MIAC (minimum 3.5 GPA) honors last season. He is a five-time Dean's list honoree (minimum 3.80 GPA) out of eight semesters at SJU.

On the field, Frank was named to the 2024 D3football.com All-America fourth team after he garnered his second-consecutive D3football.com All-Region and All-MIAC honors last fall. He led the team in sacks (9.0) and quarterback hurries (6), and was second in tackles for loss (11.5) for a defense that ended the 2024 regular season as the NCAA Division III leader on fourth down (20 percent/5-for-25), third in sacks (4.10 spg.), sixth in the red zone (.565/13-for-23); eighth against the run (53.8 ypg.) and 19th in points allowed (13.0 ppg.). In 2023, Frank led SJU with nine tackles for loss and seven quarterback hurries, and tied for the team lead with 5.5 sacks in 10 games. Frank has 82 tackles (44 solo), including 27.5 tackles for a loss, 18.0 sacks, 15 quarterback hurries, two forced fumbles and one fumble recovery in 33 career games.

Off the field, Frank is in his fifth year raising money for St. Jude Children's Research Hospital as a member of the SJU football team. The Johnnies raised \$63,700 last fall, the program's 10th year supporting the organization. He studied abroad in London during Spring 2024 and participated in a service internship with Boxing Futures, which is an outreach program for at-risk youth (ages 12-25). Frank helped set up and run boxing sessions each week for the participants, as well as reached out to other potential sites for more programs to be established in the future.

He helped start a club on campus called Johnnies and Bennies in Community (JBIC) in Fall 2024. The first location was Madison Elementary School in St. Cloud, where the club created a mentorship program for kids who need a positive influence in their life. There are currently 15 mentors going to the school either once or twice each week for an hour.

Frank was named SJU's 2023-24 NovaCare Comeback Athlete of the Year. Honorees must have suffered a substantial injury and be known to SJU's NovaCare Rehabilitation on-campus, physical therapy professionals. NovaCare is the preferred physical therapy and athletic training services provider for Saint John's University. Frank suffered a severe lateral bucket handle meniscus tear during the third game of the 2022 season and was initially told the timeline to return to high-intensity training was five months. Due to hard work and dedication to the rehabilitation program, he was cleared for full participation one month early.

BACK-TO-BACK SHUTOUTS

Last Saturday's shutout was the 194th in Saint John's history, the 25th in 132 games under the direction of head coach **Gary Fasching** '81 and the 25th for SJU in its MIAC opener. The last time the Johnnies opened the year with a pair of shutouts was 1965 – a season that ended with SJU's second of four national titles. The 1965 team defeated UW-River Falls 16-0 and Bemidji State 7-0 to start the season, followed by consecutive shutouts at Macalester (48-0) and St. Thomas (10-0). Saint John's allowed just 27 points against (2.5 avg.) in 11 games and held Linfield (Ore.) scoreless in the NAIA title game (33-0).

59-0

Last Saturday's 59-0 victory is the third of its kind on the scoreboard at SJU's history and the first since Sept. 22, 2018 when Saint John's defeated Carleton on Homecoming. The other 59-0 victory came over Augsburg on Oct. 6, 1990, also on Homecoming.

IN THE MIAC

2025 MIAC Standings

	MIAC	PF	PA	OVERALL	PF	PA
Saint John's	1-0	59	0	2-0	108	0
Augsburg	1-0	30	23	1-1	30	48
Bethel	1-0	41	7	2-0	91	10
Carleton	1-0	51	7	1-1	65	52
St. Olaf	1-0	17	16	2-0	49	23
Concordia	0-1	16	17	1-1	33	23
Gustavus Adolphus	0-1	7	41	0-2	17	64
Hamline	0-1	0	59	1-1	28	80
Macalester	0-1	7	51	1-1	27	66
St. Scholastica	0-1	23	30	1-1	17	57

RECENT SCORES

Saturday, Sept. 13, 2025

Minnesota-Morris 0 at No. 4/5 Saint John's 49	Collegeville, Minn.	Clemens Stadium
Northwestern 3 at No. 12 Bethel 50	Arden Hills, Minn.	Royal Stadium
BYE - Augsburg, Carleton, Concordia, Gustavus Adolphus, Hamline, Macalester, St. Olaf, St. Scholastica		

Saturday, Sept. 20, 2025

No. 4/5 Saint John's 59 at Hamline 0	St. Paul, Minn.	Klas Field
Augsburg 30 at St. Scholastica 23	Duluth, Minn.	Walt Hunting Stadium
Concordia 16 at St. Olaf 17	Northfield, Minn.	Klein Field at Manitou
No. 12/13 Bethel 41 at Gustavus Adolphus 7	St. Peter, Minn.	Hollingsworth Field
Macalester 7 at Carleton 51	Northfield, Minn.	Laird Stadium

UPCOMING GAMES

Saturday, Sept. 27, 2025

Augsburg at No. 4 Saint John's	1 p.m.	Collegeville, Minn.	Clemens Stadium
No. 11/12 Bethel at Hamline	1 p.m.	St. Paul, Minn.	Klas Field
Gustavus Adolphus at Concordia	1 p.m.	Moorhead, Minn.	Jake Christiansen Stadium
Macalester at St. Scholastica	1 p.m.	Duluth, Minn.	Walt Hunting Stadium
St. Olaf at Carleton	1 p.m.	Northfield, Minn.	Laird Stadium

Saturday, Oct. 4, 2025

St. Olaf at Augsburg	12 p.m.	Minneapolis, Minn.	Edor Nelson Field
No. 4 Saint John's at No. 11/12 Bethel	1 p.m.	Arden Hills, Minn.	Royal Stadium
Carleton at Gustavus Adolphus	1 p.m.	St. Peter, Minn.	Hollingsworth Field
St. Scholastica at Concordia	1 p.m.	Moorhead, Minn.	Jake Christiansen Stadium
Hamline at Macalester	7 p.m.	St. Paul, Minn.	Macalester Stadium

Saturday, Oct. 11, 2025

No. 11/12 Bethel at Augsburg	12 p.m.	Minneapolis, Minn.	Edor Nelson Field
Macalester at No. 4 Saint John's	1 p.m.	Arden Hills, Minn.	Clemens Stadium
Carleton at St. Scholastica	1 p.m.	St. Peter, Minn.	Walt Hunting Stadium
Gustavus Adolphus at St. Olaf	1 p.m.	Moorhead, Minn.	Klein Field at Manitou
Concordia at Hamline	1 p.m.	St. Paul, Minn.	Klas Field

RETURNING ALL-MIAC PLAYERS

OFFENSE

POS.		YR.	HOMETOWN/H.S.	PREVIOUS SELECTIONS
QB	Cooper Drews	Bethel	Jr. Princeton, Minn.	--
RB	Caden Wheeler	Saint John's	Sr. Andover, Minn.	--
WR	Tyler Dimond	Carleton	Sr. North Grafton, Mass. Grafton	--
WR	Dawson Schaffer	Hamline	Sr. Kindred, N.D.	--
WR	Dylan Wheeler	Saint John's	Sr. St. Paul, Minn. Mounds View	2023 (HM)
WR	Tyrone Wilson	Augsburg	Sr. Ellendale, Minn.	--
TE	Joey Gendreau	Saint John's	Sr. Shorewood, Minn. Minnetonka	--
OL	Jaeger Ash	Bethel	Jr. Milaca, Minn.	--
OL	Sam Dioszeghy	Concordia	Jr. Mound, Minn. Mound Westonka	--
OL	Johnathan Hartwig	St. Olaf	Sr. Hudson, Wis.	--
OL	Isaiah Ward	Bethel	Sr. Centerville, Minn.	2023

DEFENSE

POS.		YR.	HOMETOWN/H.S.	PREVIOUS SELECTIONS
DL	Noah Barrett	St. Olaf	Sr. Stratford, Wis.	--
DL	Zach Frank	Saint John's	Sr. Lino Lakes, Minn. Centennial	2023
DL	Landon Gallagher	Saint John's	Sr. Murrieta, Calif. Vista Murrieta	--
DL	Max Olson	Gustavus Adolphus	Jr. Trimont, Minn. Martin County West	--
LB	Taylor Glynn	Bethel	Sr. Grand Meadow, Minn.	2023
LB	Aiden McMahon	Saint John's	Jr. Maple Grove, Minn.	--
LB	Jaiden Musse	Concordia	Sr. Naples, Fla. Lely	2023 (HM)
DB	Westin Hoyt	Saint John's	So. Forest Lake, Minn.	--
DB	Blake Simonson	Saint John's	Sr. Waconia, Minn.	--
DB	Devin Williams	Bethel	Sr. Fridley, Minn.	2022 2023

SPECIAL TEAMS

NONE

MIAC LEADERS

The Johnnies led the MIAC in total offense (523.1 ypg.) - for the sixth-consecutive season - and passing offense (384.8 ypg.) for the second-straight year in conference play in 2024. The 384.8 passing yards per game were a new program record, surpassing last year's 375.6 yards per MIAC game. SJU's defense tied with Bethel for the conference lead in scoring offense (14.6 ppg.) and finished second the other three main statistics in conference play: total defense (259.6 ypg.), rushing defense (55.1 ypg.) and passing defense (204.5 ypg.).

MIAC STAT LEADERS

PASSING

		GP	YDS	TD	AVG/G
Jack Curtis	Carleton	2	680	7	340.0
Cooper Drews	Bethel	2	611	8	305.5
Donald West	St. Scholastica	2	415	2	207.5

RUSHING

		GP	ATT	YDS	TD	AVG/G
William Jevon	St. Scholastica	2	55	456	5	228.0
Gus Gartzke	St. Olaf	2	59	193	1	96.5
Taye Manns	Bethel	2	38	187	2	93.5

RECEIVING

		GP	REC	YDS	TD	AVG/G
Joey Gendreau	Saint John's	2	17	271	2	135.5
Tyler Dimond	Carleton	2	13	246	2	123.0
Tyler Terry	Bethel	2	20	239	3	119.5

ALL PURPOSE

		GP	RUSH	RCV	RET	YDS
Jevon Williams	St. Scholastica	2	456	98	78	622
Tyler Dimond	Carleton	2	0	246	85	331
Joey Gendreau	Saint John's	2	0	271	0	271

TACKLES

		GP	SOLO	AST	TOT	AVG/G
Austin Mundt	St. Scholastica	2	22	4	26	13.0
Jaiden Musse	Concordia	2	14	7	21	10.5
Kyle Mages	Concordia	2	11	10	21	10.5

SACKS

		GP	SOLO	AST	YDS	AVG/G
Zach Frank	Saint John's	2	1	1	11	1.50
Jake Borman	Bethel	2	1	1	13	1.50
Tayvion Gardner	Augsburg	2	1	0	5	1.00

PASS DEFENSE

		GP	BRUP	INT	YDS	TOT
Will Peroutka	Saint John's	2	3	0	0	3.0
London Campbell	Augsburg	2	2	1	0	3.0
Ian Strusz	St. Scholastica	1	0	3	26	3.0

KICK RETURNS

		GP	NO	YDS	LONG	AVG/RET
Andrew Burgess	St. Scholastica	2	7	175	48	25.0
Dom Mathies	Gustavus Adolphus	2	7	163	29	23.3
Eric Cockhill	Concordia	2	5	111	30	22.2

PUNT RETURNS

		GP	NO	YDS	LONG	AVG/RET
Devin Williams	Bethel	2	4	83	34	20.8
Andrew Burgess	St. Scholastica	2	2	12	14	6.0
Tory Pinkney Jr.	St. Olaf	2	7	34	15	4.9

PUNTING

		GP	NO	YDS	LONG	AVG/P
Eli Nowacki	Bethel	2	7	291	50	41.6
Marcus Merkelbach	Carleton	2	8	327	57	40.9
Jacob Andrews	St. Scholastica	2	9	359	55	39.9

FIELD GOALS

		GP	MADE	ATT	PCT	LONG
Zach Bengston	Bethel	2	5	5	1.000	31
Ethan Hess	St. Olaf	2	4	5	.800	42
Mitchell Druley	Concordia	2	2	2	1.000	38

SERIES HISTORY

Saturday's Homecoming game is the 86th meeting between Saint John's and Augsburg on the football field. The Johnnies are 74-9-2 all-time against the Auggies, including a 37-5 record in Collegeville (*see chart on right*). SJU has out-scored Augsburg 444-74 over the last 10 meetings overall.

SERIES NOTES

Series Record: SJU leads, 74-9-2 (Current Streak: SJU, 11)

at Saint John's: SJU leads, 37-5-0 (Current Streak: SJU, 6)

at Augsburg: SJU leads, 36-4-2 (Current Streak: SJU, 5)

Neutral: SJU leads, 1-0-0 (Current Streak: SJU, 1)

Last Saint John's Win: Oct. 5, 2024 (45-20)

Last Augsburg Win: Oct. 6, 2012 (48-17)

Largest Margin of a Saint John's Victory: 60 (1986, 2006)

Largest Margin of an Augsburg Victory: 31 (2012)

SERIES' TOP PERFORMANCES

**by yardage*

Rushing: **SJU**, Jim Roeder, 32-222-3 TD (Nov. 8, 1975)
AUG, Ayrton Scott, 25-143-0 TD (Oct. 6, 2012)

Passing: **SJU**, Aaron Syverson, 25-37-367-4 TD (Sept. 30, 2023)
AUG, Marcus Brumm, 26-42-401-4 TD (Sept. 24, 2011)

Receiving: **SJU**, John Hanowski, 8-209-4 TD (Oct. 14, 1978)
AUG, Larry Thompson, 7-159-2 TD (Oct. 23, 1971)

SJU'S HOMECOMING HISTORY

SJU is 73-20-2 (.779) in 95 known Homecoming games dating back to 1925, including a 16-2 record against Augsburg, the Johnnies' most-frequent opponent (*see the full list of SJU's Homecoming results on p. 22*). The Johnnies have won 33 of their last 38 Homecoming games.

SJU's All-Time Homecoming Opponents

School	Meetings	Record
Augsburg	18	16-2
Hamline	15	11-3-1
Gustavus	14	12-2
Concordia	11	7-3-1
Minnesota-Duluth	7	5-2
St. Olaf	7	4-3
Macalester	6	5-1
St. Thomas	6	3-3
Bethel	5	5-0
Carleton	4	4-0
Saint Mary's	2	1-1

THE LAST MEETING

at Saint John's 45, Augsburg 20

Caden Wheeler carried the ball 15 times for 136 yards and a touchdown as the Johnnies defeated Augsburg 45-20 before a Homecoming crowd of 11,719 in Clemens Stadium. Wheeler's 2-yard touchdown run in the first quarter tied the game 7-7 after Augsburg took an early lead on a 57-yard touchdown pass on the game's opening possession.

As a team, SJU rushed for a season-best 249 yards - its best performance on the ground since recording 259 in a 45-0 win at Augsburg on Oct. 8, 2022. **Will Blakey** carried the ball eight times for 65 yards, including a 3-yard touchdown run just before halftime that put the Johnnies in front 28-14.

Aaron Syverson '24 threw for 256 yards and four touchdowns, while **Dylan Wheeler** led the receiving game with seven catches for 96 yards and three touchdowns. The Johnnie defense, meanwhile, limited Augsburg to a total of two yards rushing, though Marcus Freeman threw for 249 yards and three touchdowns. Two of those scoring drives came helped along considerably by penalties, as SJU was penalized 13 times for 123 yards.

SCOUTING THE AUGGIES

Augsburg finished third in the MIAC Skyline Division last season with a 2-2 division record (3-5 MIAC, 4-6 overall). Opponents are out-scoring the Auggies 50-30 and out-gaining them 746-474 in total yards, including 470-101 on the ground.

Augsburg graduated its leading linebacker Hamsa Kahin, a two-time All-MIAC selection who finished his career with 99 tackles, 18 sacks and three interceptions, two of which he returned for a

--continued on page 10--

All-Time Series vs. Augsburg

Year	Result	Date	Location
1926	Tie, 13-13	Oct. 16	Minneapolis
1927	AUG, 21-6	Oct. 29	Collegeville
1928	AUG, 24-0	Nov. 3	Minneapolis
1929	AUG, 19-2	Nov. 2	Collegeville
1931	SJU, 25-0	Oct. 17	Minneapolis
1932	SJU, 31-0	Oct. 22	Collegeville
1940	SJU, 7-0	Nov. 8	Minneapolis
1941	SJU, 25-6	Oct. 31	Collegeville
1942	SJU, 31-7	Oct. 3	Minneapolis
1946	SJU, 8-6	Oct. 5	Collegeville
1947	SJU, 7-6	Sept. 27	Minneapolis
1948	SJU, 20-7	Oct. 16	Collegeville
1949	SJU, 27-12	Oct. 15	Collegeville
1951	SJU, 26-6	Oct. 27	Minneapolis
1952	SJU, 13-0	Oct. 11	Collegeville
1954	SJU, 33-13	Oct. 30	Minneapolis
1955	SJU, 40-6	Oct. 28	Collegeville
1956	Tie, 7-7	Oct. 13	Minneapolis
1957	SJU, 23-0	Oct. 19	Collegeville
1958	SJU, 8-6	Oct. 25	Minneapolis
1959	SJU, 31-0	Oct. 31	Minneapolis
1960	AUG, 19-12	Sept. 17	Collegeville
1961	SJU, 42-0	Sept. 30	Minneapolis
1962	SJU, 36-20	Oct. 6	Collegeville
1963	SJU, 26-6	Oct. 12	Minneapolis
1964	SJU, 3-0	Oct. 24	Collegeville
1965	SJU, 28-6	Oct. 30	Minneapolis
1966	SJU, 51-8	Nov. 5	Collegeville
1967	SJU, 13-3	Sept. 23	Minneapolis
1968	SJU, 22-13	Sept. 28	Collegeville
1969	SJU, 14-12	Oct. 4	Minneapolis
1970	SJU, 39-20	Oct. 17	Collegeville
1971	SJU, 17-16	Oct. 23	Minneapolis
1972	SJU, 51-8	Oct. 28	Collegeville
1973	AUG, 28-20	Nov. 3	Minneapolis
1974	SJU, 21-7	Nov. 9	Collegeville
1975	SJU, 35-3	Nov. 8	Minneapolis
1976	SJU, 62-12	Oct. 2	Collegeville
1977	SJU, 49-0	Oct. 1	Minneapolis
1978	SJU, 43-14	Oct. 14	Minneapolis
1979	SJU, 28-14	Oct. 13	Collegeville
1980	AUG, 21-10	Sept. 13	Collegeville
1981	SJU, 26-7	Sept. 19	Minneapolis
1982	SJU, 31-7	Oct. 16	Minneapolis
1983	SJU, 28-0	Oct. 15	Collegeville
1984	SJU, 49-0	Oct. 20	Minneapolis
1985	SJU, 45-16	Oct. 19	Collegeville
1986	SJU, 60-0	Sept. 13	Minneapolis
1987	SJU, 38-0	Sept. 12	Collegeville
1988	SJU, 62-21	Oct. 1	Minneapolis
1989	SJU, 54-6	Sept. 30	Collegeville
1990	SJU, 59-0	Oct. 6	Collegeville
1991	SJU, 46-0	Oct. 5	Minneapolis
1992	SJU, 58-0	Sept. 19	Minneapolis
1993	SJU, 54-7	Sept. 18	Collegeville
1994	SJU, 37-14	Sept. 24	Minneapolis
1995	SJU, 41-14	Sept. 23	Collegeville
1996	SJU, 28-20	Sept. 21	Collegeville
1997	AUG, 20-10	Sept. 20	Minneapolis
1998	SJU, 19-13	Oct. 3	Minneapolis
1999	SJU, 55-0	Oct. 2	Collegeville
2000	SJU, 40-7	Sept. 23	Collegeville
2001	SJU, 48-14	Sept. 22	Minneapolis
2002	SJU, 35-7	Oct. 19	Minneapolis
2003	SJU, 63-9	Oct. 18	Collegeville
2004	SJU, 38-13	Oct. 23	Minneapolis
2005	SJU, 56-16	Oct. 22	Collegeville
2006	SJU, 60-0	Sept. 16	Minneapolis
2007	SJU, 62-7	Sept. 15	Collegeville
2008	SJU, 28-21	Nov. 8	Collegeville
2009	SJU, 28-7	Nov. 7	Metrodome
2010	SJU, 48-10	Sept. 25	Minneapolis
2011	AUG, 32-31	Sept. 24	Collegeville
2012	AUG, 48-17	Oct. 6	Minneapolis
2013	SJU, 30-28	Oct. 12	Collegeville
2014	SJU, 24-7	Nov. 1	Minneapolis
2015	SJU, 42-14	Oct. 31	Collegeville
2016	SJU, 49-0	Oct. 8	Minneapolis
2017	SJU, 49-3	Oct. 7	Collegeville
2018	SJU, 52-0	Sept. 29	Minneapolis
2019	SJU, 61-6	Oct. 5	Collegeville
2021	SJU, 50-0	Oct. 9	Collegeville
2022	SJU, 45-0	Oct. 8	Minneapolis
2023	SJU, 27-24	Sept. 30	Minneapolis
2024	SJU, 45-20	Oct. 5	Collegeville



LAST MEETING



45



20

SATURDAY, OCT. 5, 2024
COLLEGEVILLE, MINN. | CLEMENS STADIUM
ATTENDANCE: 11,719 | HOMECOMING



LAST MEETING: SAINT JOHN'S 45, AUGSBURG 20

Saturday, Oct. 5, 2024

Collegeville, Minn. | Clemens Stadium | Attendance: 11,719



	1st	2nd	3rd	4th	Final
Augsburg	7	7	0	6	20
Saint John's	14	14	7	10	45

SCORING SUMMARY

QTR	TIME	TEAM		DRIVE	SJU	AUG
1st	09:48	AUG	Wilson,Tyrone 57 yd pass from Freeman,Marcus (Wangensteen,Nat kick)	8 plays, 75 yards, TOP 5:12	7	0
1st	06:35	SJU	Caden Wheeler 2 yd run (Conor Murphy kick),	9 plays, 62 yards, TOP 3:06	7	7
1st	01:26	SJU	Owen Amrhein 21 yd pass from Aaron Syverson (Conor Murphy kick)	6 plays, 47 yards, TOP 2:08	7	14
2nd	09:21	AUG	Schelske,Devin 16 yd pass from Freeman,Marcus (Wangensteen,Nat kick)	7 plays, 42 yards, TOP 3:41	14	14
2nd	06:33	SJU	Dylan Wheeler 35 yd pass from Aaron Syverson (Conor Murphy kick)	6 plays, 69 yards, TOP 2:42	14	21
2nd	01:55	SJU	Will Blakey 3 yd run (Conor Murphy kick),	6 plays, 66 yards, TOP 2:29	14	28
3rd	04:16	SJU	Dylan Wheeler 19 yd pass from Aaron Syverson (Conor Murphy kick)	13 plays, 82 yards, TOP 6:43	14	35
4th	08:01	SJU	Conor Murphy 28 yd field goal	12 plays, 84 yards, TOP 6:02	14	38
4th	05:56	AUG	Givance,Tyrique 5 yd pass from Freeman,Marcus (Givance,Tyrique pass failed)	4 plays, 75 yards, TOP 2:05	20	38
4th	01:54	SJU	Dylan Wheeler 10 yd pass from Aaron Syverson (Conor Murphy kick)	7 plays, 44 yards, TOP 4:00	20	45

TEAM STATISTICS

	AUG	SJU
FIRST DOWNS	17	28
Rushing	0	12
Passing	11	12
Penalty	6	4
NET YARDS RUSHING	2	249
Rushing Attempts	24	34
Average Per Rush	0.1	7.3
Rushing Touchdowns	0	2
Yards Gained Rushing	33	258
Yards Lost Rushing	31	9
NET YARDS PASSING	249	256
Completions-Attempts-Int	22-33-1	24-35-0
Average Per Attempt	7.5	7.3
Average Per Completion	11.3	10.7
Passing Touchdowns	3	4
TOTAL OFFENSE YARDS	251	505
Total offense plays	57	69
Average Gain Per Play	4.4	7.3
Fumbles: Number-Lost	3-1	1-1
Penalties: Number-Yards	6-71	13-123
PUNTS-YARDS	3-132	1-49
Average Yards Per Punt	44.0	49.0
Net Yards Per Punt	41.7	49.0
Inside 20	1	1
50+ Yards	1	0
Touchbacks	0	0
Fair catch	0	0
KICKOFFS-YARDS	4-169	8-360
Average Yards Per Kickoff	42.2	45.0
Net Yards Per Kickoff	30.0	39.5
Touchbacks	0	1
Fair Catch Yards	0	122
Punt returns: Number-Yards-TD	0-0-0	1-7-0
Average Per Return	0.0	7.0
Kickoff returns: Number-Yds-TD	1-19-0	3-49-0
Average Per Return	19.0	16.3
Interceptions: Number-Yds-TD	0-0-0	1-0-0
Fumble Returns: Number-Yds-TD	0-0-0	0-0-0
Miscellaneous Yards	0	0
Possession Time	28:04	31:56
1st Quarter	9:39	5:21
2nd Quarter	7:19	7:41
3rd Quarter	6:10	8:50
4th Quarter	4:56	10:04
Third-Down Conversions	6 of 14	3 of 9
Fourth-Down Conversions	0 of 1	2 of 3
Red-Zone Scores-Chances	2-3	6-6
Touchdowns	2-3	5-6
Field goals	0-3	1-6
Sacks By: Number-Yards	1-7	5-25
PAT Kicks	2-2	6-6
Field Goals	0-0	1-1
Points off turnovers	7	14

PASSING STATS

	CMP-ATT-INT	YDS	TD	LONG	SACK
Aaron Syverson	24-35-0	256	4	35	1
TOTALS	24-35-0	256	4	35	1

RUSHING STATS

	NO.	GAIN	LOSS	NET	TD	LONG	AVG.
Caden Wheeler	15	137	1	136	1	52	9.1
Will Blakey	8	65	0	65	1	16	8.1
Quinn Christoffersen	6	40	1	39	0	13	6.5
Aaron Syverson	5	16	7	9	0	8	1.8
TOTALS	34	258	9	249	2	52	7.3

RECEIVING STATS

	NO.	YDS	TD	LONG
Dylan Wheeler	7	96	3	35
Joey Gendreau	6	59	0	27
Marselio Mendez	4	27	0	14
Riley Schwellenbach	3	17	0	10
Owen Amrhein	2	42	1	21
Caden Wheeler	2	15	0	13
TOTALS	24	256	4	35

DEFENSE STATS

	SOLO	AST	TOT	TFL/YDS	SK/YDS	FF	FR/YDS	INT	BR	BLK	QBH
Cooper Yaggie	4	6	10	2.5/8	1.0/6	-	-/-	-	-	-	2
Hayden Sanders	4	5	9	-/-	-/-	-	-/-	-	-	-	-
Aiden McMahon	2	4	6	-/-	-/-	-	-/-	-	-	-	1
Noah Arneson	3	2	5	-/-	-/-	-	-/-	-	-	-	-
Blake Simonson	2	2	4	-/-	-/-	-	-/-	-	-	-	-
Jack St. Fleur	1	2	3	0.5/-	-/-	-	-/-	1-0	-	-	-
Grady Minnerath	1	2	3	1.0/1	-/-	-	-/-	-	-	-	-
Zach Frank	2	1	3	1.0/2	1.0/2	1	-/-	-	-	-	1
Joe Akoh	2	-	2	1.0/3	1.0/3	1	-/-	-	1	-	-
Westin Hoyt	1	1	2	-/-	-/-	-	-/-	-	-	-	-
Mateo Cisneros	2	-	2	-/-	-/-	-	-/-	-	2	-	-
Isaac Hetland	2	-	2	2.0/14	2.0/14	-	1/-	-	-	-	2
Landon Weyer	1	-	1	-/-	-/-	-	-/-	-	-	-	-
Jake Schwinghammer	-	1	1	-/-	-/-	-	-/-	-	-	-	-
Landon Gallagher	1	-	1	1.0/1	-/-	-	-/-	-	-	-	-
Tommy Gilmore	1	-	1	-/-	-/-	-	-/-	-	-	-	-

--continued from page 7--

touchdown. Through two games this season, junior linebacker RJ Chakolis has manned the Auggie defense, collecting 18 tackles (10 solo), a pass break-up and a fumble recovery. Chakolis, a Minneapolis native, transferred to Augsburg for his junior year from DI (FCS) Tarleton State University. He spent his freshman season at DI (FBS) New Mexico State. He combined for one tackle in his Division I career.

Augsburg returned junior quarterback Caden Rodkewich, who started in seven games last season. Rodkewich lost a pair of starters on his offensive line - Andrew Hahn (All-MIAC) and Michael Harris (All-MIAC Honorable Mention) - but returned All-MIAC receiver Tyrone Wilson, who has accounted for nearly half of the Auggies' offensive gain this season. Wilson caught 76 passes for 1,011 yards and 13 touchdowns last season. He has 204 yards on 12 receptions and a pair of touchdowns - one an 82-yarder to win last weekend's MIAC opener against St. Scholastica - so far this fall.

KiJuan Ware is in his first season as Augsburg's head coach in 2025. He spent two seasons as an assistant for the Auggies in the 2022 and 2023 seasons as the defensive backs coach and recruiting coordinator. He previously served as the offensive coordinator and quarterbacks/running backs coach at NCAA Division II Shippensburg University (Pa.).

Prior to his two-year stint as an assistant with the Auggies, Ware was Macalester's interim head coach in 2021. He spent two seasons at Shorter University in Rome, Ga. As the offensive coordinator, recruiting coordinator and quarterbacks coach, and served as the quarterbacks coach for Williams College (Mass.) for the 2014 and 2015 seasons. From 2004 through 2013, Ware coached at six different Division I programs including Dartmouth, Georgetown and Notre Dame.

THE LAST GAME

Saint John's 59, at Hamline (Sept. 20)

It didn't matter who was playing quarterback for Saint John's Saturday afternoon. The Johnnies' offense never slowed down. With junior **Trey Feeney** and senior **Zander Dittbenner** continuing to rotate on a two-series-apiece basis, SJU scored on eight of its first nine possessions en route to downing Hamline 59-0 in the MIAC opener for both teams last Saturday (Sept. 20) at Klas Field.

In the first meeting between the two schools since 2019, the Johnnies piled up 618 yards of total offense. Feeney finished 14 of 20 passing for 215 yards and two touchdowns. Dittbenner finished eight of 12 for 160 yards and one touchdown while rushing for two more. Both quarterbacks then called it a day midway through the third quarter with the game well in-hand.

That success carried over to the receiving corps. Senior **Dylan Wheeler** caught three touchdown passes, senior All-American tight end **Joey Gendreau** finished with nine catches for 137 yards and junior wide receiver **Riley Schwellenbach** added five catches for 140 yards. On the ground, junior **Corey Bohmert** led the way with touchdown runs of 5 and 9 yards.

Amidst the offensive explosion, the SJU defense also had a strong afternoon, recording its second-straight shutout. The last time that happened to start a season at the school was 1965 - the year the Johnnies captured the second of their four national titles. SJU held the Pipers to just 48 yards rushing and only nine first downs, while keeping a steady stream of pressure on in the pass rush.



at Augsburg 28, St. Scholastica 21 (Sept. 20)

Quarterback Caden Rodkewich completed 24 of 36 passes for 321 yards and four touchdowns, guiding Augsburg to its first victory of the season, 30-23 at St. Scholastica.

The Auggies rallied twice in the fourth quarter, scoring long touchdown passes on the first plays of drives. The Saints took a 20-16 lead with 14:50 left in the game, and after each teams exchanged possessions, the Auggies took the lead back, as Rodkewich com-

pleted a 45-yard touchdown pass to C.J. Ritchie with 10:30 left. CSS then completed an 11-play, 49-yard drive to tie the game at 23-23 on a field goal with 6:28 left. Augsburg took the kickoff to its own 23-yard line, and after a delay of game penalty sent the ball back five yards, Rodkewich completed a pass over the middle to Tyrone Wilson, who eluded several defenders to go 82 yards for his second touchdown of the game, giving the Auggies the lead for good.

The Saints drove the ball to the Augsburg 27-yard line, but London Campbell recorded a huge interception on a deep ball to give the Auggies the ball with 3:48 left. Augsburg then converted two first downs to clinch the win.

Augsburg outgained St. Scholastica by a 411-403 margin in the back-and-forth game, with 321 passing yards and 90 rushing yards. Wilson caught 11 passes for a career-high 198 yards and two scores, with his 82-yard touchdown catch the longest of his career.

Current Statistical Leaders

THE AUGGIES' STAT LEADERS

Rushing	Gms.	Att.	Yds.	Avg.	TD	Long
Ralph Naimah	2	22	58	2.6	0	13
Derrick Sando	1	9	37	4.1	0	15
Omar Madkour	1	7	5	0.7	0	4

Passing	Gms.	Att.	Comp.	Int.	TD	Yards
Caden Rodkewich	2	55	31	1	4	373

Receiving	Gms.	Rec.	Yds.	Avg.	TD	Long
Tyrone Wilson	2	12	204	17.0	2	82
Michael Lau	2	10	73	7.3	1	16
CJ Ritchie	2	1	45	45.0	1	45
Ben Davis	2	3	35	11.7	0	16

Defense	Solo	Asst.	Total	TFL	Sacks	Int.
RJ Chakolis	10	8	18.0	2.5/6	---	---
Jax Bokman	9	5	14.0	---	---	---
Foster Mulvehill	6	5	11.0	---	---	---
Tayvion Gardner	7	3	10.0	3.0/9	1.0/5	---
London Campbell	6	3	9.0	---	---	1/0
Griffin Thom	4	5	9.0	2.0/3	---	---

THE JOHNNIES' STAT LEADERS

Rushing	Gms.	Att.	Yds.	Avg.	TD	Long
Corey Bohmert	2	12	113	9.4	3	29
Caden Wheeler	1	8	81	10.1	2	25
Dylan Kirchner	2	10	61	6.1	0	14

Passing	Gms.	Att.	Comp.	Int.	TD	Yards
Trey Feeney	2	33	26	0	4	356
Zander Dittbenner	2	22	15	1	2	298
Lucas Jansky	2	6	4	0	0	58
Reece Dawson	1	1	1	0	1	20

Receiving	Gms.	Rec.	Yds.	Avg.	TD	Long
Joey Gendreau	2	17	261	15.4	2	35
Dylan Wheeler	2	9	108	12.0	4	29
Riley Schwellenbach	2	7	202	28.9	0	53
Caden Wheeler	1	3	44	14.7	0	17

Defense	Solo	Asst.	Total	TFL	Sacks	Int.
Aiden McMahon	10	5	15.0	1.0/1	---	---
Peyton Goettlicher	6	4	10.0	1.5/4	---	---
Landon Danner	4	5	9.0	1.0/2	0.5/1	---
Jawahn Cockfield	3	4	7.0	1.0/1	---	---
Grady Minnerath	2	4	6.0	2.0/17	1.5/17	---
Jack St. Fleur	4	2	6.0	---	---	1/40



THE FASCHING FILE



Born	Sept. 30, 1958
Hometown	Winsted, Minn.
High School	Holy Trinity, 1977
Wife	Cindy
Children	daughters, Laura and Megan sons, Jeff, Ryan and Scott
Degrees	Social Science; Saint John's, 1981 Sports Management; St. Cloud State, 2000

DURING FASCHING'S TENURE ON STAFF

All-Americans	82 (79 football, 3 track & field)
Academic All-Americans	29
All-MIAC First-Team Selections	225
MIAC Championships	16
	1996, 1998, 1999, 2001, 2002, 2003, 2005, 2006, 2008, 2009, 2014, 2018, 2019, 2021, 2022, 2024
Postseason Appearances	21
	1996, 1998, 1999, 2000, 2001, 2002, 2003, 2005, 2006, 2007, 2008, 2009, 2014, 2015, 2016, 2017, 2018, 2019, 2021, 2022, 2024

FOLLOWING THE LEGEND

A 1981 SJU graduate, Fasching became the 16th head coach in the 102-year history of Saint John's University football following the 2012 season. He succeeded John Gagliardi, who announced his retirement following 60 seasons at SJU, after serving 17 seasons as an assistant football coach and recruiting coordinator at SJU. Fasching was a three-year starter for Gagliardi and the Johnnies at linebacker during the 1978 and 1980-81 seasons. A knee injury held him out of the 1979 season.

AS AN ASSISTANT

The Johnnies posted a 164-39 record (120-22 MIAC) with 10 conference titles and 12 postseason appearances (22-11 playoff record), including the 2003 national championship, 2000 national runner-up performance and four national semifinal games during his tenure as an assistant coach. He also coached SJU's throwers as an assistant track and field coach from 1996-2011.

AT ST. CLOUD CATHEDRAL

Prior to joining the Johnnies' coaching staff, Fasching served as the head football coach at St. Cloud Cathedral High School from 1986-95, where he led the Crusaders to the State Class B title in 1992 and 1993.

HALL OF FAMER & COACH OF THE YEAR

Fasching was inducted into the Minnesota Football Coaches Association Hall of Fame in April 2022 and St. Cloud Cathedral's Athletic Hall of Fame in February 2022. He is a seven-time MIAC Coach of the Year: 2014, 2017, 2018, 2019, 2021, 2022 and 2024.

FASCHING'S COACHING RECORD

Year	School	Position	Record	Notes
1982	St. Cloud Cathedral	Defensive Coordinator	6-3	
1983	St. Cloud Cathedral	Defensive Coordinator	3-6	
1984	St. Cloud Cathedral	Defensive Coordinator	5-4	
1985	St. Cloud Cathedral	Defensive Coordinator	6-4	
			20-17 (.541)	
1986	St. Cloud Cathedral	Head Coach	4-5	
1987	St. Cloud Cathedral	Head Coach	2-6	
1988	St. Cloud Cathedral	Head Coach	7-3	
1989	St. Cloud Cathedral	Head Coach	6-5	
1990	St. Cloud Cathedral	Head Coach	2-7	
1991	St. Cloud Cathedral	Head Coach	1-7	
1992	St. Cloud Cathedral	Head Coach	10-4	Class B State Champions
1993	St. Cloud Cathedral	Head Coach	14-0	Class B State Champions
1994	St. Cloud Cathedral	Head Coach	4-5	
1995	St. Cloud Cathedral	Head Coach	7-4	
			57-46 (.553)	
1996	Saint John's	Defensive Assistant	11-1	MIAC Champions, NCAA
1997	Saint John's	Defensive Assistant	6-4	
1998	Saint John's	Defensive Assistant	11-1	MIAC Champions, NCAA
1999	Saint John's	Defensive Assistant	11-2	MIAC Champions, NCAA
2000	Saint John's	Defensive Assistant	13-2	National Runner-Up
2001	Saint John's	Defensive Assistant	11-3	MIAC Champions, NCAA
2002	Saint John's	Defensive Assistant	12-2	MIAC Champions, NCAA
2003	Saint John's	Defensive Assistant	14-0	National Champions
2004	Saint John's	Defensive Assistant	7-3	
2005	Saint John's	Defensive Assistant	11-1	MIAC Champions, NCAA
2006	Saint John's	Defensive Assistant	11-2	MIAC Champions, NCAA
2007	Saint John's	Defensive Assistant	10-2	NCAA
2008	Saint John's	Defensive Assistant	8-3	MIAC Champions, NCAA
2009	Saint John's	Defensive Assistant	10-1	MIAC Champions, NCAA
2010	Saint John's	Defensive Assistant	7-3	
2011	Saint John's	Defensive Assistant	6-4	
2012	Saint John's	Defensive Assistant	5-5	
			164-39 (.808)	
2013	Saint John's	Head Coach	7-3	
2014*	Saint John's	Head Coach	10-2	MIAC Champions, NCAA
2015	Saint John's	Head Coach	10-2	NCAA
2016	Saint John's	Head Coach	10-2	NCAA
2017*	Saint John's	Head Coach	9-2	NCAA
2018*	Saint John's	Head Coach	12-1	MIAC Champions, NCAA
2019*	Saint John's	Head Coach	12-2	MIAC Champions, NCAA
2021*	Saint John's	Head Coach	11-1	MIAC Champions, NCAA
2022*	Saint John's	Head Coach	10-2	MIAC Champions, NCAA
2023	Saint John's	Head Coach	8-2	
2024*	Saint John's	Head Coach	11-1	MIAC Champions, NCAA
2025	Saint John's	Head Coach	2-0	
			112-20 (.848)	

*MIAC Coach of the Year

SJU'S RECORD UNDER HEAD COACH GARY FASCHING

Category	2013	2014	2015	2016	2017	2018	2019	2021	2022	2023	2024	2025	TOTAL
Record	7-3	10-2	10-2	10-2	9-2	12-1	12-2	11-1	10-2	8-2	11-1	2-0	112-20
MIAC	5-3	7-1	7-1	7-1	7-1	8-0	7-1	8-0	7-1	7-1	8-0	1-0	79-10
Non-Conference (Regular Season)	2-0	2-0	2-0	2-0	2-0	2-0	2-0	2-0	2-0	1-1	2-0	1-0	22-1
Postseason	---	1-1	1-1	1-1	0-1	2-1	3-1	1-1	1-1	---	1-1	---	11-9
Home	3-2	5-1	6-1	5-1	6-0	8-0	5-1	7-1	7-1	5-0	7-1	1-0	65-9
Away	4-1	5-1	4-1	5-1	3-1	3-1	6-1	4-0	3-1	3-2	4-0	1-0	45-10
Neutral	---	---	---	---	0-1	1-0	1-0	---	---	---	---	---	2-1
Ranked (AFCA/D3football.com)	2-2	7-1	10-2	10-2	9-2	12-1	12-2	11-1	10-2	8-2	11-1	2-0	104-18
vs. Ranked (AFCA/D3football.com)	1-1	2-1	2-2	1-2	1-2	2-1	4-1	4-1	3-2	2-1	4-1	---	26-15
Ranked vs. Ranked (AFCA/D3football.com)	---	1-1	1-2	1-2	1-2	2-1	4-1	4-1	3-2	2-1	4-1	---	23-14
Score First	5-1	8-0	8-0	8-0	9-1	11-0	8-2	9-1	7-1	5-1	8-1	2-0	88-8
Opponent Score First	2-2	2-2	2-2	2-2	0-1	1-1	4-0	2-0	3-1	3-1	3-0	---	24-12
Leading at Half	5-1	8-0	10-0	9-0	8-0	12-0	9-0	9-0	10-1	7-0	10-0	1-0	99-2
Trailing at Half	1-2	1-1	0-1	1-2	0-2	0-1	3-2	2-1	0-1	1-1	---	---	9-14
Tied at Half	1-0	1-1	0-1	---	1-0	---	---	---	---	0-1	1-1	---	4-4
Leading after Third Quarter	5-1	10-0	10-0	9-0	9-0	12-0	11-0	10-0	10-1	7-0	10-0	2-0	105-2
Trailing after Third Quarter	1-2	0-1	0-2	1-2	0-2	0-1	1-1	1-1	0-1	1-2	1-1	---	6-16
Tied after Third Quarter	1-0	0-1	---	---	---	---	0-1	---	---	---	---	---	1-2
Overtime	0-1	---	---	---	---	---	0-1	---	---	1-0	---	---	1-2
September	3-1	3-1	3-1	3-1	4-1	4-0	3-0	3-0	2-1	3-1	3-0	2-0	36-7
October	3-0	3-0	4-0	4-0	3-0	4-0	4-0	5-0	5-0	3-1	4-0	---	42-1
November	1-2	4-1	3-1	3-1	2-1	4-0	4-1	3-1	3-1	2-0	4-0	---	33-9
December	---	---	---	---	---	0-1	1-1	---	---	---	0-1	---	1-3
Scoring less than 20 points	2-2	0-2	0-2	0-1	1-2	0-1	2-1	---	---	---	---	---	6-11
Scoring 20+ points	5-1	10-0	10-0	10-1	8-0	12-0	10-1	11-1	10-2	8-2	11-1	2-0	107-9
Scoring 30+ points	2-0	5-0	8-0	9-0	7-0	11-0	10-1	10-0	8-0	6-1	10-1	2-0	88-3
Scoring 40+ points	---	2-0	8-0	8-0	6-0	10-0	7-0	6-0	6-0	5-0	8-0	2-0	67-0
Allowing less than 20 points	6-0	9-0	8-0	8-0	9-1	9-0	7-1	8-0	8-0	4-0	7-0	2-0	85-2
Allowing 20+ points	1-3	1-2	2-2	2-2	0-1	3-1	5-1	3-1	2-2	4-2	4-1	---	27-18
Allowing 30+ points	---	---	0-2	1-2	---	---	2-1	1-1	1-0	1-2	2-1	---	8-9
Rushing for less than 100 yards	1-1	0-1	0-2	1-1	1-1	1-1	4-1	0-1	4-1	4-2	3-1	---	19-13
Rushing for 100+ yards	6-2	10-1	10-0	9-1	8-1	11-0	8-1	11-0	6-1	4-0	8-0	2-0	93-7
Rushing for 200+ yards	2-0	7-0	8-0	7-0	6-0	5-0	3-1	6-0	2-0	2-0	2-0	---	50-1
Rushing for 300+ yards	---	3-0	---	2-0	3-0	2-0	---	1-0	---	---	---	---	11-0
Passing for less than 200 yards	5-2	9-2	6-0	2-1	4-2	---	---	2-0	---	---	---	---	28-7
Passing for 200+ yards	2-1	1-0	4-2	8-1	5-0	12-1	12-2	9-1	10-2	8-2	11-1	2-0	84-13
Passing for 300+ yards	---	---	---	1-0	1-0	3-1	9-2	3-0	5-1	6-0	10-1	1-0	39-5
Passing for 400+ yards	---	---	---	---	---	1-1	6-0	1-0	---	3-0	4-1	1-0	16-2
Totalling less than 200 yards	---	---	---	---	0-1	---	---	---	---	---	---	---	0-1
Totalling 200+ yards	7-3	10-2	10-2	10-2	9-1	12-1	12-2	11-1	10-2	8-2	11-1	2-0	112-19
Totalling 300+ yards	6-2	9-1	9-0	9-1	8-0	12-1	12-2	10-1	9-2	8-1	11-1	2-0	105-12
Totalling 400+ yards	1-0	3-0	7-0	8-0	6-0	10-1	10-1	9-0	4-1	6-0	11-1	2-0	78-4
Allowing less than 100 yards	---	---	---	3-0	3-0	1-0	---	---	---	---	---	---	7-0
Allowing less than 200 yards	---	2-0	1-0	7-0	5-0	3-0	4-0	4-0	---	2-0	5-0	1-0	34-0
Allowing less than 300 yards	3-1	6-0	5-0	7-0	9-0	7-0	6-1	9-1	7-0	6-0	6-0	2-0	73-3
Allowing 300+ yards	4-2	4-2	5-2	3-2	0-2	5-1	6-1	2-0	3-2	2-2	5-1	---	39-17
Having a 100-yard Rusher	2-0	10-0	8-0	1-1	3-1	2-0	1-1	5-0	0-1	---	2-0	---	34-4
Having 2 100-yard Rushers	---	1-0	---	---	---	1-0	---	---	---	---	---	---	2-0
Having a 100-yard Receiver	3-0	---	3-1	4-0	2-0	4-1	10-2	4-0	6-1	5-1	9-1	2-0	52-7
Having a 200-yard Receiver	---	---	---	---	---	1-0	1-0	---	---	1-0	---	---	3-0
Opponent 100-yard Rusher	4-0	1-1	1-2	1-2	0-1	2-0	2-0	1-0	1-0	0-1	1-1	---	14-8
Opponent 100-yard Receiver	2-1	3-0	4-0	2-0	1-0	3-0	3-0	3-1	3-1	1-1	4-1	---	29-5
No Turnovers	1-0	5-0	4-0	3-0	3-1	6-0	3-0	2-0	2-0	2-0	3-0	1-0	35-1
Less than 3 Turnovers	3-3	9-2	10-0	9-1	9-2	10-0	11-1	10-0	8-1	8-2	10-1	---	97-13
3+ Turnovers	4-0	1-0	0-2	1-1	---	2-1	1-1	1-1	2-1	---	1-0	1-0	14-7
No Takeaways	2-0	1-1	1-1	---	1-0	1-1	3-0	1-1	1-0	1-1	3-0	---	15-5
Less than 3 Takeaways	3-2	4-2	6-2	6-2	5-2	7-1	7-2	8-1	7-2	6-1	7-1	1-0	67-18
3+ Takeaways	4-1	6-0	4-0	4-0	4-0	5-0	5-0	3-0	3-0	2-1	4-0	1-0	45-2
30:00+ Possession	4-2	7-1	4-0	10-1	7-0	5-0	4-1	8-1	5-1	6-0	8-0	1-0	69-7
Less than 30:00 Possession	3-1	3-1	6-2	0-1	2-2	7-1	8-1	3-0	5-1	2-2	3-1	1-0	43-13

WINS IN FIRST 11 SEASONS/132 GAMES

Gary Fasching is off to the best start, in regard to wins, by any head coach in program history. That history, of course, includes the likes of college football's all-time wins leader, **John Gagliardi**. Fasching is also ahead of Gagliardi's pace when it comes to their first 131 games coached at SJU.

Among SJU Football Coaches With Six Seasons Coached or More

Coach	First 11 Seasons	First 132 Games	Total at SJU
Gary Fasching	110-20 (.846)	112-20 (.848)	111-20 (.847)
John Gagliardi	67-23-2 (.739)	92-36-3 (.714)	465-132-10 (.774)
Joe Benda	42-26-8 (.605)	---	57-32-8 (.629)

SJU'S HEAD FOOTBALL COACHES

CHRONOLOGICAL

Name	Yrs. (Seasons)	Record (Pct.)
John O'Leary	1900-01 (2)	4-2-0 (.667)
Ignatius Vonderhaar	1902 (1)	0-1-0 (.000)
Peter Boquel	1903-04 (2)	3-2-0 (.600)
Harry Comeau	1905-06 (2)	3-0-0 (1.000)
Frank Cassidy	1907 (1)	1-3-0 (.250)
William Brennan	1908-09 (2)	4-6-0 (.400)
Edward Cahill	1920-21 (2)	1-6-0 (.143)
Fred Sanborn	1922-23 (2)	3-8-0 (.273)
Eugene Aldrich	1924 (1)	1-4-1 (.250)
Wilfred Houle	1925-29 (5)	7-22-3 (.266)
Joe Benda	1930-36, 1941-42, 1945-49 (14)	57-32-8 (.629)
George Durenberger	1937-40 (4)	20-10-1 (.661)
Henry Welsch	1944 (1)	1-0-1 (.750)
John McNally	1950-52 (3)	13-9-0 (.591)
John Gagliardi	1953-12 (60)	465-132-10 (.774)
Gary Fasching	2013-current (13)	112-20-0 (.848)

WINS - OVERALL

1. John Gagliardi	465
2. Gary Fasching	112
3. Joe Benda	57

PCT. - OVERALL (min. 15 games)

1. Gary Fasching	.848 (112-20)
2. John Gagliardi	.774 (465-132-10)
3. George Durenberger	.661 (20-10-1)

WINS - MIAC

1. John Gagliardi	362
2. Gary Fasching	79
3. Joe Benda	35

PCT. - MIAC (min. 10 games)

1. Gary Fasching	.887 (79-10)
2. John Gagliardi	.780 (362-99-9)
3. George Durenberger	.625 (12-7-1)

WINS - HOME

1. John Gagliardi	241
2. Gary Fasching	65
3. Joe Benda	30

PCT. - HOME (min. 15 games)

1. Gary Fasching	.878 (65-9)
2. John Gagliardi	.818 (241-52-4)
3. Joe Benda	.722 (30-10-5)



FASCHING VS. THE OPPONENTS

OPPONENT	OVERALL	HOME	AWAY	NEUTRAL
Augsburg	11-0	6-0	5-0	---
Aurora, Ill.	2-0	2-0	---	---
Bethel	12-2	7-1	5-1	---
Buena Vista, Iowa	2-0	1-0	1-0	---
Carleton	11-0	5-0	6-0	---
Carthage, Wis.	1-0	1-0	---	---
Chapman, Calif.	1-0	---	1-0	---
Concordia-Moorhead	9-3	3-3	6-0	---
Dubuque, Iowa	2-0	2-0	---	---
Gustavus Adolphus	9-2	5-0	3-2	1-0
Hamline	8-0	4-0	4-0	---
Lake Forest, Ill.	1-0	1-0	---	---
Linfield, Ore.	0-1	0-1	---	---
Martin Luther	2-0	2-0	---	---
Mary Hardin-Baylor, Texas	0-1	---	0-1	---
Minnesota-Morris	1-0	1-0	---	---
North Central, Ill.	0-1	---	0-1	---
Northwestern	1-0	1-0	---	---
Presentation, S.D.	1-0	1-0	---	---
Rose-Hulman, Ind.	1-0	1-0	---	---
St. Olaf	11-0	5-0	6-0	---
St. Scholastica	7-0	5-0	2-0	---
St. Thomas	4-4	1-2	2-1	1-1
Susquehanna, Pa.	0-1	0-1	---	---
Thomas More, Ky.	1-0	1-0	---	---
Trinity, Texas	1-0	1-0	---	---
Wartburg, Iowa	1-2	1-1	0-1	---
Wheaton, Ill.	1-0	---	1-0	---
Whitworth, Wash.	1-0	1-0	---	---
UW-Eau Claire	2-0	1-0	1-0	---
UW-La Crosse	1-0	1-0	---	---
UW-Oshkosh	0-1	---	0-1	---
UW-Platteville	1-0	1-0	---	---
UW-River Falls	3-0	2-0	1-0	---
UW-Stout	2-0	1-0	1-0	---
UW-Whitewater	1-2	1-0	0-2	---
TOTAL	112-20	65-9	46-10	2-1

WINNINGEST ACTIVE COACHES

BY PERCENTAGE

This list includes all coaches with at least five seasons at four-year colleges regardless of division or association.

**entering the 2025 season*

Name	Yrs. (Seasons)	Record (Pct.)
1. Geoff Dartt, Mount Union (Ohio)	5	56-4-0 (.933)
2. Kalen DeBoer, Alabama	10	114-16-0 (.877)
3. Ryan Day, Ohio State	7	70-10-0 (.875)
4. Tony Annese, Ferris State (Mich.)	12	137-21-0 (.867)
5. Brett Dietz, DePauw (Ind.)	5	41-7-0 (.854)
6. Jeff Devaney, Trinity (Conn.)	18	128-23-0 (.848)
7. Kirby Smart, Georgia	9	105-19-0 (.847)
8. Gary Fasching, Saint John's (Minn.)	11	110-20-0 (.846)
9. Matt Entz, Fresno State (Calif.)	5	60-11-0 (.845)
10. Joseph Smith, Linfield (Ore.)	18	166-31-0 (.843)
11. Paul Simmons, Harding (Ark.)	7	77-15-0 (.837)
12. Don Beebe, Aurora (Ill.)	6	51-10-0 (.836)
13. Nate Milne, Muhlenberg (Pa.)	6	60-13-0 (.822)
14. Duke Greco, West Chester (Pa.)	10	95-21-0 (.819)
15. Mike Jacobs, Mercer (Ga.)	9	85-20-0 (.810)

ASSISTANT COACHES

BRANDON NOVAK



Defensive Coordinator/Defensive Backs

Saint John's '01, 26th season

Novak is in his 26th season as an assistant coach for the Johnnies in 2025. A 2001 graduate of SJU, Novak was named the MIAC Most Valuable Player as a linebacker in 1999 and a two-time, first-team All-America selection. He coached linebackers for 11 seasons but transitioned to the offensive side of the ball to coach running backs in 2012, only to return to the defensive side of the ball in 2013. Novak ended a 10-year tenure as the head wrestling coach at SJU following the 2013-14 season. On the mat, Novak won the national wrestling title at 197 pounds in March 2001 and was a three-time All-American. He was inducted into the Division III National Wrestling Coaches' Association (NWCA) Hall of Fame in March 2017. Novak and his wife, Heather, live in St. Joseph with their two sons, Sebastian and Maikol, and daughter, Luciana.



KOLE HECKENDORF

Offensive Coordinator/Receivers

North Dakota State '08, 13th season

Heckendorf is in his 13th season as an offensive assistant in 2025 and the eighth as the Johnnies' offensive coordinator. SJU averaged 42.8 points and 475.8 yards of offense per game (148.0 rushing and 327.8 passing) in his first six seasons (73 games) as offensive coordinator. In 2002, Heckendorf set a pair of Wisconsin records with 116 receptions for 1,714 yards as a junior at Mosinee High School and ended his career as the state's all-time leader in receiving yards (3,831) and touchdowns (36). Heckendorf accepted a scholarship to FCS North Dakota State and ended a four-year collegiate career (2005-08) as the all-time leader in catches (178) and receiving yards (2,732). He signed with the Green Bay Packers as an undrafted free agent in 2009 and later joined four other National Football League organizations: the Detroit Lions, Seattle Seahawks, San Diego Chargers and Indianapolis Colts. Kole and his wife, Kristen, son, Landon, and daughter, Hallie, reside in Sauk Rapids.



DAMIEN DUMONCEAUX



Recruiting Coordinator/Defensive Line

Saint John's '05, 20th season

Dumonceaux is in his 20th season on the defensive coaching staff in 2025 after serving as a three-year starter at nose tackle from 2003-05. A 2005 All-American, Dumonceaux received a pair of national awards, Football Gazette's Defensive Lineman of the Year and D3football.com's Defensive Player of the Year, and received the MIAC Mike Stam Award as the conference's top lineman. Dumonceaux and his wife, Patricia, have a son, Fischer, and live in St. Joseph.



ASSISTANT COACHES



JOSH BUNGUM

Quarterbacks

Saint John's '16, 10th season

Bungum is in his 10th season as an SJU assistant coach in 2025. A 2016 graduate of SJU, Bungum was named D3football.com All-American honorable mention in 2015 as a returner, where he was a two-time All-MIAC first-team selection.



MAX JACKSON

Defensive Assistant/ Diversity & Student Success

Saint John's '19, fifth season

Jackson is in his fifth season as a defensive assistant, as well as the program's diversity and student success officer, in 2025. A 2019 graduate and a two-sport star, Jackson was a two-time All-American safety and All-Region outfielder for SJU.



JAMES HERBERG

Defensive Backs/ Recruiting

Gustavus '09, first season

Herberg led Rocori High School to eight state tournament appearances - four as a defensive assistant (2009-17) and four more as head coach (2018-24), including Minnesota Class AAAA state championships in 2011 and 2019, and a state runner-up finish in 2023.



ISAIAH TRAUFLER

Tight Ends/Recruiting

Saint John's '24, first season

A 2024 graduate of Saint John's, Traufler served as player personnel and a recruiting assistant at Division I (FBS) Wisconsin last fall before re-joining the Johnnies this season.



WILL BLAKEY

Running Backs

Saint John's '27, fifth season

A 2016 graduate of St. Paul Central High School, Blakey served six years of active duty in the U.S. Air Force. He transferred to SJU from Division I Portland State prior to the 2024 season and rushed for 446 yards and 10 touchdowns.



BEN ELI

Offensive Line

Saint John's '16, ninth season

The 2025 season is Eli's ninth as an assistant coach at SJU. A December 2016 graduate, Eli was an American Football Coaches' Association (AFCA) All-America first-team selection in 2016. He was also named to the D3football.com All-West Region second-team and was an All-MIAC first-team selection in 2016.



COLLIN FRANZ

Defensive Assistant/ Defensive Line

Saint John's '21, fourth season

Franz is in his fourth season as an assistant coach for SJU in 2025. Franz started all 12 games in 2021 and posted a career-high 7.5 tackles for loss, an interception, fumble recovery and batted down five passes.



MIKE MAGNUSON

Offensive Line

Saint John's '90, 11th season

Magnuson is in his sixth season as an assistant coach for SJU in 2021 and the fourth as the team's offensive line coach. A 1990 graduate of SJU, Magnuson was a three-year starter at offensive tackle and a member of two NCAA playoff teams (1987 and 1989) and the 1989 MIAC championship squad.



ALEXI JOHNSON

Kickers

Saint John's '17, eighth season

Johnson is in his eighth season as a volunteer assistant coach for the Johnnies in 2025. A 2017 graduate of SJU, Johnson was a four-year kicker for the Johnnies from 2013-16 and ended his career second in school history in both career field goals (27) and career PAT's (190).



ANDY AUGER

Volunteer Defensive Assistant

Saint John's '95, seventh season

Auger is in his seventh season as a volunteer assistant coach for SJU's defense in 2025. A 1995 graduate of SJU, Auger played both baseball and football for the Johnnies and was a member of four MIAC-champion teams across the two sports.



TOM WICKA

Volunteer Assistant/ Linebackers

Saint John's '90, fourth season

Wicka is in his fourth season as a volunteer assistant coach for the Johnnies in 2025, working with linebackers. A 1990 graduate of SJU, Wicka was a three-year starter at linebacker and a member of two NCAA playoff teams (1987 and 1989) and the 1989 MIAC championship squad.



JIM PLATTEN

Volunteer Equipment Manager

Saint John's '74, 26th season

For well over 25 years, Jim Platten '74 has volunteered in the equipment room, helping out with the football team and other programs. Along the way, Platten has been a friend, resource and mentor to multiple generations of Johnnie student-athletes.

SUPPORT STAFF

Dan O'Brien	Interim Director of Athletics	St. Thomas '87	First season
Ryan Klinkner	Athletic Communications	Saint John's '04	20th season
Jordan Modjeski	Athletic Communications	Saint Mary's '22	First season
Scott Bierscheid	Athletic Trainer	MSU-Mankato '92	29th season
Cody Tusler	Equipment Manager	North Dakota State '18	First season
Peyton Bigaouette	Facility & Game Day Operations	Saint John's '24	Second season
Justin Rost	Strength & Conditioning	Northwestern (Iowa) '11	12th season

WHEELER & GOOD WORKS

Senior wide receiver **Dylan Wheeler** was one of 22 student-athletes across all divisions of college football named to the 2025 Allstate American Football Coaches Association (AFCA) Good Works Team on Sept. 16. The 2025 season marks the 34th anniversary of the award, which was established in 1992 to recognize a select group of college football players who have made a commitment to service and enriching the lives of others.

Wheeler is one of seven honorees from the NCAA Division III level – joining offensive lineman Charlie Pearson of Johns Hopkins (Md.), quarterback Carter St. John of Alma (Mich.), offensive lineman Canyon Schneider of Denison (Ohio), kicker/punter Owen Schuckert of John Carroll (Ohio), running back Auvic White of Hendrix (Ark.) and defensive back Devin Williams of Bethel.

Wheeler is the ninth Johnnie to be named to the Allstate AFCA Good Works Team and the eighth in the last nine seasons – joining linebacker **Jake Schwinghammer** '25, wide receiver **Jimmy Buck** '23, defensive lineman **Michael Wozniak** '22, quarterback **Chris Backes** '21, offensive lineman **Ben Barch** '20, quarterback **Jackson Erdmann** '19 and wide receiver **Will Gillach** '19. Defensive end **Kevin McNamara** '07 was the first SJU student-athlete to receive the honor in 2006.



Over the summer, sports information directors from Division I, Division II, Division III and NAIA schools across the country submitted nominations of players they felt best embodied the spirit of the Good Works Team award. A voting panel was faced with a list of 197 nominees that was narrowed down to the 22 student-athletes and honorary coach, Oklahoma's Brent Venables, named to the team.

The 2025 Allstate AFCA Good Works Team will be invited to New Orleans to participate in a special community service project ahead of the 2026 Allstate Sugar Bowl, where the entire team will also be recognized on the field at halftime on New Year's Day.

A 2024 consensus All-American – American Football Coaches Association (AFCA) first team, Associated Press first team, D3football.com third team, Walter Camp first team – Wheeler ended the season second in NCAA Division III in receiving touchdowns (21), eighth in total points scored (126) and total touchdowns (21), 14th in receptions per game (7.3) and 15th in scoring (10.5 ppg.). He recorded over 100 receiving yards in seven of his team's 12 games and led SJU in receptions (88) and receiving touchdowns (21), while finishing second with 1,164 receiving yards.

The 21 receiving touchdowns were second-most in program history, one behind the record of 22 set by Blake Elliott '03 – a 2025 College Football Hall of Fame inductee – in 2002, while the catches ranked third and the receiving yards were 10th.

An accounting and finance (double-major) with a 3.64 GPA, Wheeler was named to the 2024 College Sports Communicators (CSC) Academic All-America second team in addition to earning CSC Academic All-District and Academic All-MIAC (minimum 3.5 GPA) honors.

Wheeler organized a fundraiser during the 2024 football season for Folds of Honor to provide academic scholarships for the children and spouses of America's fallen or disabled military members and first responders. He developed a performance-based donation system that raised over \$25,000 from almost 30 different donors. Wheeler is currently working to expand the project with other SJU student-athletes across all sports and establish the fundraiser as a new tradition.



Wheeler is SJU's Student-Athlete Advisory Committee (SAAC) president for the current 2025-26 academic year, which is his third as a member of the organization. He was SAAC's Diversity & Inclusion Committee Chair in 2024-25 and was a member of the organization's Kids Fighting Hunger Committee in 2023-24. Wheeler helped raise over \$35,000 and organized a food-packing event on campus that produced nearly 100,000 meals that year.

He spent a week in March 2024 on an SJU Faith Service and Immersion trip to the Bahamas and volunteered at a local elementary school, building picnic tables for the students and playing bocce ball with a local Special Olympics group. Wheeler also cleaned up the

grounds of a convent of Benedictine Sisters, doing yardwork and taking out garbage.

Wheeler is in his fourth year raising money for St. Jude Children's Research Hospital as a member of the SJU football team. The Johnnies raised \$63,700 last fall, the program's 10th year supporting the organization.

3 ACADEMIC ALL-AMERICANS

Quarterback **Aaron Syverson** '24 was named the 2024 College Sports Communicators (CSC) Academic All-America Team Member of the Year for Division III and two other Johnnies earned Academic All-America honors last season. Syverson was named to the CSC Academic All-America first team, while senior defensive lineman **Zach Frank** and senior wide receiver **Dylan Wheeler** earned second-team honors. SJU has now had 24 football Academic All-Americans over the last 21 seasons and 38 overall.

Nominees must be of a sophomore academic standing or better, with a 3.50 GPA or higher. Athletically, the student-athlete must appear in 90 percent of his team's games or start in 66 percent of them. The Academic All-District and All-America teams are voted upon and selected by registered members of CSC (formerly the College Sports Information Directors of America).

Syverson and the other three CSC Academic All-Americans of the Year – Travis Hunter (University of Colorado), Brayden Long (Slippery Rock University) and Jameson Chesser (Taylor University) – were featured at the annual Maxwell Awards Gala on March 14 at the College Football Hall of Fame in Atlanta (right).



8 ACADEMIC ALL-DISTRICT HONOREES

Eight Johnnies were named to the College Sports Communicators (formerly College Sports Information Directors of America, CoSIDA) Academic All-District IV men's football team in 2024: safety **Noah Arneson** '25; senior defensive lineman **Zach Frank**; offensive tackle **Tommy Hessburg** '25; kicker **Conor Murphy** '25; linebacker **Hayden Sanders** '25; quarterback **Aaron Syverson** '24; senior wide receiver **Dylan Wheeler**; and linebacker **Cooper Yaggie** '25. The academic distinction was the third-consecutive for Murphy and Syverson, and the second for Arneson, Frank and Hessburg.

2024 ALL-MIAC HONORS

Quarterback **Aaron Syverson** '24 was named the MIAC Offensive Player of the Year, **Gary Fasching** was named the MIAC John Gagliardi Coach of the Year for the seventh time in his 12-year tenure and 19 Johnnies earned a program-record 20 All-MIAC honors in 2024. In addition to Syverson, the other 18 Johnnies honored were as follows: safety **Noah Arneson** '25; punter **Spencer Eli** '24; center **Charlie Folkens** '25; senior defensive lineman **Zach Frank**; senior defensive lineman **Landon Gallagher** (Murrieta, Calif./Vista Murrieta); senior tight end **Joey Gendreau**; defensive lineman **Isaac Hetland** '25; sophomore cornerback **Westin Hoyt** (Forest Lake, Minn.); guard **Nick McKenzie** '25; **Marselio Mendez** '25, as both a receiver and returner; junior linebacker **Aiden McMahon** (Maple Grove, Minn.); kicker **Conor Murphy** '25; offensive tackle **Grant Peroutka** '25; linebacker **Hayden Sanders** '25; senior cornerback **Blake Simonson** (Waconia, Minn.); senior running back **Caden Wheeler**; senior wide receiver **Dylan Wheeler**; and linebacker **Cooper Yaggie** '25. The All-MIAC honor was the third-consecutive for Syverson and Yaggie, and the second for Arneson, Eli, Frank, Murphy, Peroutka and Sanders. SJU led the MIAC with the 20 All-MIAC selections, followed by Bethel (17), Concordia (7) and Gustavus Adolphus (5). Defensive lineman **Joe Akoh** '25 and running back **Will Blakey** '27 were All-MIAC honorable mention.

NEW ASSISTANT COACHES

The newest additions to the Saint John's football coaching staff are a pair of familiar faces. **James Herberg** led Rocori High School to eight state tournament appearances – four as a defensive assistant (2009-17) and four more as head coach (2018-24), including Minnesota Class AAAA state championships in 2011 and 2019, and a state runner-up finish in 2023. He is coaching the Johnnies' defensive backs. A 2024 graduate of Saint John's, **Isaiah Trauffer** '24 served as player personnel and a recruiting assistant at Division I (FBS) Wisconsin last fall before re-joining the Johnnies this season. A 2016 graduate of St. Paul Central High School, **Will Blakey** served six years of active duty in the U.S. Air Force. He transferred to SJU from Division I Portland State prior to the 2024 season and rushed for 446 yards and 10 touchdowns.

WICKA TO RECEIVE AWARD SEPT. 27

Current Saint John's assistant coach and former linebacker **Tom Wicka** '90 will receive the Bob Basten Excellence in Leadership Award at halftime of the Johnnies' Homecoming game on Saturday. The award is presented annually to a former Johnnie football player who has exhibited outstanding leadership traits, has been involved in his community and with his alma mater, has carried a sense of fair play beyond the football field and has demonstrated an overall commitment to excellence. It is named in honor of **Bob Basten** '82, who went to training camp with the Minnesota Vikings before embarking on a successful career as a business executive. He died in 2012 after a decade-long battle with ALS/Lou Gehrig's Disease.

Wicka credits two men with helping shape the work ethic and values that have helped drive his considerable professional success and many contributions to the community.

The first is his father Richard, a 1952 Saint John's University graduate. The second is John Gagliardi, the longtime legendary Johnnies head football coach for whom Wicka played linebacker from 1986-89, earning All-MIAC honors twice.

"The ethos of Saint John's is really centered on how do you contribute to the world around you and how do you try and be a leader – not just professionally, but in the community," Wicka said.

"That's something John really pushed, and in the four years I played for him, I took away lessons daily, weekly and annually. Those were things my father also stressed as well – thinking beyond yourself. He and John were really of the same vintage. They came from different parts of the country – my father from North Dakota and John from Colorado. But their basic philosophies were much the same."

In fact, it was his father who first connected Wicka with Gagliardi – helping clear the ground for his youngest son's choice to attend SJU.

"I was the last of six kids," said Wicka, a graduate of Cretin-Derham Hall High School. "The four oldest boys all went to the (University of Minnesota), and my sister went to Saint Mary's in Winona. So I was his last shot.

"But Saint John's wasn't high on my radar early on. Then one day, my dad shrewdly suggested we go see John speak at a luncheon in the basement of my old grade school in St. Paul. He just said it was a free meal and it might be fun. John spoke and the hook was set in me right there. I really connected to him and started to think Saint John's would be the right place for me.

"In retrospect my dad knew exactly what he was doing the whole time," he added with a chuckle.

Wicka has shown he knows what he's doing as well. After graduating from SJU, he has gone on to a long and successful career founding and leading businesses in the direct marketing, commercial printing and health care tech services industries. That included serving as Chief Marketing Officer and Executive Vice President, as well as owner of IWCO Direct, for almost nine years, and as co-founder and Chief Executive Officer of NovuHealth from 2012 to 2020. Currently, he is a founder and investor with River Road Investors, an investment group that also includes fellow Johnnies David Sunberg and Carter Hanson, another former standout linebacker for the Johnnies.

But beyond his professional success, he has always made sure to give back, including through founding the Nash Avery Foundation with his wife Angie to combat Duchenne Muscular Dystrophy. It's named after the couple's son Nash, who was diagnosed with the condition at age 4 and waged a courageous battle against it before his passing in 2017.

He has also been a major contributor to the Walker Art Center, where he served on the board of trustees, and is currently leading a \$70 million capital campaign for CommonBond, an organization that provides stable housing, other assistance and financial education to those in need. He's also worked with Saint John's Institutional Advancement and fellow Johnnie graduates Mike Magnuson and Tim Healy to establish and

maintain The Gagliardi Legacy Fund.

In addition, he has spent the last three seasons volunteering as an assistant coach for the Johnnie football team – working with the team's linebackers – after being encouraged by **Mike Magnuson** '90, who has served as offensive line coach for the past 10 years. The two played football together in grade school at Nativity, high school at Cretin-Derham Hall and college at Saint John's.

"I'm deeply appreciative and very humbled to be receiving an honor like this," Wicka said. "I certainly don't feel like my life is award-worthy."

Those who know him best disagree strongly.

"I view the Bob Basten Award as the greatest award presented to a former Saint John's football player," SJU head coach **Gary Fasching** '81 said. "To me, it means excellence and someone who is outstanding in many categories. Tom Wicka, this year's recipient of the award, checks all of the boxes.

"He is truly an outstanding individual who has impacted the Saint John's community in a number of different ways. His commitment to excellence is evident in everything he's involved in. From his business ventures to volunteering as an assistant football coach, Tom has exhibited the kind of passion, care, and community involvement that is the bedrock of this award."



Over the years, Wicka has always remained connected to SJU, including through hosting a president's social and CSB and SJU trustee dinner at his home in Edina, serving as co-chair of the John Gagliardi Football Legacy Fund, advising on a direct mail strategy effort for The Saint John's Bible Heritage Program and donating COVID tests to both CSB and SJU. But he said serving on Fasching's coaching staff the past few years has been especially gratifying.

"It's a way to give back some of what I took out of the program," he said. "I have to credit Mike Magnuson, who has given back 10-fold of what I have to Saint John's football over the past decade. He really inspired me to reengage and take the time to come back to the program in a more active role.

"It's been a rewarding experience. Sometimes, the cynics say kids today don't have the same work ethic as in years past. But when you're around these players every day, you see that's wrong. Our starting linebackers last year averaged around a 3.9 GPA. These are great players and students. I'm just grateful to have the chance to be around the football program and the school."

Past Bob Basten Award Recipients

-2024: Denis McDonough '92
-2023: Mark Flynn '98
-2022: Mike Zumwinkle '86
-2021: Tim Healy '87
-2019: Lou Raiola '82
-2018: Mike Grant '79
-2017: Bob Brigham '78
-2016: Dennis Schleper '83
-2015: Bob Spinner '64
-2014: Blake Elliott '03
-2013: Jeff Korsmo '80
-2012: Ken Roering '64
-2011: Neal Binsfeld '81
-2010: Joe Mucha '66
-2009: Dr. Bob Gavin '62

2025 J-CLUB HALL OF HONOR

Ten individuals will be inducted into Saint John's University's J-Club Hall of Honor after this Saturday's Homecoming game. The dinner and enshrinement ceremony begins at 5:15 p.m. in Guild Hall (Old Gym). A Homecoming Celebration social will take place outside the venue following the game prior to the dinner and program. This year's class was selected by a vote of the J-Club's board of directors, who considered nominations that can be made by any club member. Founded in 1959, the J-Club is a dues-based booster organization of former Johnnie student-athletes, parents and fans, and plays a key role in supporting SJU varsity programs, intramurals and club sports.

Three of the 10 individual inductees starred on the SJU football team: running back **Bernie Kukar** '62, quarterback **Craig Muyres** '64 and end **Ken Roering** '64. Kukar (Gilbert, Minn.) was an All-MIAC performer in football and basketball for the Johnnies who went on to become an NFL referee for 22 seasons from 1984 to 2005 and was selected to officiate Super Bowl XXXIII in 1999 and Super Bowl XXXVI in 2002. He was also an alternate in Super Bowl XXX in 1996. Kukar ended his basketball career fourth in program history with 1,389 career points (is now 10th). On the gridiron, Kukar still owns the Johnnies' record for the longest punt return – 95 yards vs. Concordia-Moorhead in the 1961 Homecoming game.

Muyres (St. Cloud, Minn./Cathedral) was a two-sport star at SJU. As the Johnnies' quarterback, who also started at safety on the defensive side of the ball, Muyres led SJU to a 19-0 record as a junior and senior, and directed the program to its first national title in 1963. He was also a two-time All-MIAC pick in basketball and finished his career fifth in program history with 1,344 points (is now 12th).

A talented receiver, Roering (St. Cloud, Minn./Cathedral) earned a rare starting spot as a freshman in the fall of 1960, then continued to excel as a sophomore. From there, he went on to earn All-MIAC and All-America honors the next two years. Roering led the Johnnies in receptions, receiving yards and receiving touchdowns all four seasons from 1960-63, totaling 63 receptions for 1,100 yards (17.5 avg.) and 19 touchdowns. As a senior in 1963, he played a major role in leading the Johnnies to that season's NAIA national title, hauling in an 18-yard touchdown reception as SJU upset Prairie View A&M (Texas) in the national championship game.

Another Johnnie, **Jim Platten** '74, will be awarded J-Club Distinguished Service Award. For well over 25 years, the alum and longtime SJU supporter has volunteered in the equipment room, helping out with the football team and other programs. Along the way, he has been a friend, resource and mentor to multiple generations of Johnnie student-athletes. Platten's lifelong devotion to Saint John's began when he was accepted into Saint John's Prep as a 13-year-old. He's been a member of the alumni board from 2008 to the present and is a past board president. He's also long been a fixture on the football sideline home or away, always wearing his trademark shorts regardless of the temperature or conditions

NO MORE DIVISIONS IN MIAC

After four seasons in a divisional structure, the MIAC returns to a single round-robin schedule in 2025. Each of the 10 MIAC football teams open the season with one non-conference game in the first two weeks of play before competing in a nine-game conference slate. The team with the best record in conference play at the end of the season will be crowned MIAC champion and receive the conference's automatic qualifier to the NCAA Division III Playoffs.

Starting this fall, game times for contests played after Daylight Saving Time ends will kick off at noon (previously 1 p.m.). This change was adopted by MIAC membership to match the NCAA Playoffs' start time and provide teams with an extra hour of sunlight for late-season games. Teams may elect to kick off later if playing at a venue with game-appropriate lights.

BEST RECORD SINCE 1990 IN DIVISION III

Saint John's enters the 2025 season with the second-most wins (332) and the third-best winning percentage (.829) in NCAA Division III football since 1990 among programs with 200 games played or more (see charts below).

Winning Percentage (min. 200 games played)

.949	Mount Union, Ohio (453-24-1)
.850	Mary Hardin-Baylor, Texas (283-50)
.829	Saint John's (332-68-1)
.824	Linfield, Ore. (297-63-1)
.814	UW-Whitewater (332-76)
.810	Washington & Jefferson, Pa. (312-73)

.799	Wartburg, Iowa (299-75)
.793	Central, Iowa (288-75)
.792	Wheaton, Ill. (287-75-1)
.790	Wittenberg, Ohio (288-76-1)

Wins

453	Mount Union, Ohio (453-24-1, .949)
332	Saint John's (332-68-1, .829)
332	UW-Whitewater (332-76, .814)
312	Washington & Jefferson, Pa. (312-73, .810)
299	Wartburg, Iowa (299-75, .799)
297	Linfield, Ore. (297-63-1, .824)
288	Central, Iowa (288-75, .793)
288	Wittenberg, Ohio (288-76-1, .790)
287	Wheaton, Ill. (287-75-1, .792)
283	Mary Hardin-Baylor, Texas (283-50, .850)

ANOTHER 10-WIN SEASON

The Johnnies' 41-33 win over Bethel in the 2024 MIAC championship game secured the program's 26th 10-win season and eighth in the last 10 seasons. No other MIAC program has half of that total and four schools have yet to achieve the feat (Carleton, Hamline, Macalester and St. Olaf).

10-Win Seasons, Among MIAC Schools

School	No.	Last
Saint John's	26	2024
Bethel	7	2024
Concordia	7	2005
St. Scholastica	2	2014
Augsburg	1	1997
Gustavus	1	1987

A WINNING TRADITION

The Johnnies' 11-1 record in 2024 served as the program's 56th-consecutive season without a losing record. Bethel (11-3), Carleton (5-5), Concordia (7-3), Gustavus Adolphus (5-5) and St. Olaf (7-3) also had a non-losing season last fall.

Consecutive Seasons (entering the 2025 season)

MIAC Team	Without a Losing Record
1. Saint John's	56
2. Bethel	30
3. Gustavus	11
4. Carleton	4
5. Concordia	3
5. Augsburg	2
St. Olaf	2
8. Hamline, Macalester St. Scholastica	0

IN THE NCAA DIVISION III PLAYOFFS

The 2024 postseason appearance was the Johnnies' 33rd (29th at the NCAA Division III level) and ninth in the last 10 seasons. SJU is second in NCAA Division III history in postseason appearances and tied for third in playoff wins (see charts below). The Johnnies made four other postseason appearances and have a 49-28 (.636) record overall: three in the NAIA (1963, 1965, 1982) and one showing at the Mineral Water Bowl (1969).

Most NCAA Division III Playoff Appearances Since 1973 (through 2024)

Team	No.
1. Mount Union, Ohio	35
2. Saint John's	29
3. Washington & Jefferson, Pa.	27
4. Central, Iowa	22
5. Ithaca, N.Y.	21
6. UW-Whitewater	20
7. Mary Hardin-Baylor, Texas	19
Wittenberg, Ohio	19
9. Linfield, Ore.	18
10. Wartburg, Iowa	17

Most NCAA Division III Playoff Wins Since 1973 (through 2024)

Team	No.
1. Mount Union, Ohio	117
2. UW-Whitewater	60
3. Saint John's	45
Mary Hardin-Baylor, Texas	45
5. North Central, Ill.	35
6. Rowan, N.J.	31
7. Ithaca, N.Y.	30
Linfield, Ore.	30
Wesley, Del.	30
10. Central, Iowa	24

ATTRACTING THE FANS

Saint John's finished second to UW-Whitewater, both in total attendance (63,592) and per-game average (7,949), last fall in NCAA Division III for the second-straight season. The cumulative total was greater than five Football Bowl Subdivision teams (Akron, Ball State, Kennesaw State, Kent State and Sam Houston State); 112 Football Championship Subdivision teams and all but one – Grand Valley State – of the 162 Division II programs.

2024 NCAA Division III Football Attendance Leaders

School	Gms.	2024 Att.	Avg.
1. UW-Whitewater	5	65,355	13,071
2. Saint John's	8	63,592	7,949
3. Maryville, Tenn.	4	25,497	6,374
4. Hampden-Sydney, Va.	5	28,129	5,626
5. Tufts, Mass.	5	22,009	4,402
6. Balwin Wallace, Ohio	5	21,897	4,379
7. UW-Eau Claire	5	20,967	4,193
8. Wartburg, Iowa	6	25,106	4,184
9. Wesleyan, Conn.	4	16,557	4,139
10. Westminster, Pa.	5	20,049	4,010

2024 SJU vs. FCS/Division II in Upper Midwest Attendance

School	NCAA	Gms.	2024 Att.	Avg.
1. South Dakota State	FCS	8	130,070	16,259
2. North Dakota State	FCS	9	139,308	15,479
3. North Dakota	FCS	7	71,987	10,284
4. Northern Iowa	FCS	5	50,677	10,135
5. Saint John's	III	8	63,592	7,949
6. South Dakota	FCS	8	56,547	7,068
7. Northern State (S.D.)	II	5	25,953	5,191
8. MSU-Mankato	II	6	28,738	4,790
9. Bethel	III	7	25,478	3,640
10. St. Thomas	FCS	7	22,543	3,220

2024 MIAC Attendance Leaders

School	Gms.	2024 Att.	Avg.
1. Saint John's	8	63,592	7,949
2. Bethel	7	25,478	3,640
3. Concordia	5	10,718	2,144
4. Gustavus Adolphus	5	5,922	1,184
5. Augsburg	5	4,961	992
6. St. Olaf	6	4,209	842
7. Hamline	5	4,037	807
8. Macalester	5	3,558	712
9. Carleton	5	2,643	529
10. St. Scholastica	5	N/A	N/A

500+ MIAC WINS

One of six charter members of the Minnesota Intercollegiate Athletic Conference in 1920, Saint John's became the first program to reach 500 wins in MIAC play with last Nov. 2's 70-0 victory at St. Scholastica. SJU's winning percentage in conference play is even better when broken down by eras: modern history, since 1946 (.783, 463-125-9); during John Gagliardi's tenure, 1953-2012 (.780, 362-99-9); and during the 21st century, since 2000 (.856, 166-28).

All-Time MIAC Record (entering the 2025 season, by wins)

School	W	L	T	Pct.
1. Saint John's [^]	502	181	22	.728
2. St. Thomas*	443	222	14	.663
3. Concordia	429	243	18	.635

4. Gustavus [^]	421	277	13	.601
5. Hamline [^]	252	442	14	.366
6. St. Olaf [^]	247	290	11	.461
7. Bethel	220	164	3	.572
8. Augsburg	191	457	13	.299
9. Macalester [^]	147	404	25	.277
10. Carleton [^]	125	241	0	.342
11. Minnesota-Duluth*	96	74	6	.563
12. St. Scholastica	6	26	0	.188

[^]charter member of the MIAC

*no longer a member of the MIAC

MIAC TITLE NO. 37

The Johnnies' 41-33 win over Bethel last Nov. 16 in the 2024 MIAC Championship game clinched the program's MIAC-record 37th conference title - its fifth in the last six seasons - and the conference's automatic bid to the NCAA Division III Playoffs.

MIAC Titles, Won or Shared (since 1920)

School	No.	Last Title
Saint John's	37	2024
Gustavus	22	1987
St. Thomas*	21	2019
Concordia	18	2004
Bethel	6	2023
St. Olaf	6	1979
Hamline	5	1988
Minnesota-Duluth*	3	1973
Augsburg	2	1997
Carleton	2	1992
Macalester	2	1947
Saint Mary's%	1	1928
St. Scholastica	0	-----

*no longer a member of the MIAC

%no longer competes in MIAC football

WINS, ON A NATIONAL SCALE

The 47-14 win over Rose-Hulman (Ind.) on Nov. 16, 2019, enabled Saint John's to become the eighth program in Division III history to reach 650 victories. The Johnnies already own Division III's best winning percentage (among programs with 75 seasons played or more) at .723 and enters the 2025 season sixth in Division III history for wins.

Best NCAA Division III Record, By Wins (entering the 2025 season)

Rk.	School	Yrs.	Won	Lost	Tied	Pct.
1.	Mount Union, Ohio	128	868	398	38	.680
2.	Wittenberg, Ohio	130	805	378	31	.676
3.	Washington & Jefferson, Pa.	133	790	405	40	.656
4.	Widener, Del.	142	732	453	39	.614
5.	Wabash, Ind.	137	725	404	59	.635
6.	Saint John's	113	692	258	24	.723
7.	Williams, Mass.	138	676	403	47	.621
8.	Franklin & Marshall, Pa.	136	669	515	47	.563
9.	Central, Iowa	116	668	338	26	.660
10.	Albion, Mich.	138	664	428	43	.604
	Amherst, Mass.	144	664	443	54	.595

CLOSING IN ON 700 WINS

The Johnnies' 2014 NCAA Division III playoff win over St. Scholastica enabled SJU to become the second college football program in Minnesota to reach 600 all-time victories. SJU began the 2024 season 52 wins shy of Division I Minnesota, despite playing 28 fewer seasons than the Golden Gophers.

Most Wins in Minnesota College Football History (entering the 2025 season)

School	W	L	T	Pct.	Seasons
1. Minnesota	741	548	44	.572	141
2. Saint John's	692	258	24	.723	113
3. St. Thomas	654	363	32	.639	119
4. Minnesota-Duluth	569	285	24	.662	91
5. Concordia-Moorhead	559	327	38	.626	106
6. Gustavus Adolphus	535	377	21	.585	109
7. MSU-Mankato	517	403	27	.560	98
8. Carleton	507	505	25	.501	129
9. St. Olaf	486	412	20	.540	106
10. Winona State	480	518	32	.482	123

On This Date in Johnnie Football History...

The Johnnies are 12-0-1 all-time on September 27: 1930 vs. St. Paul Phalen Luther (W, 27-0); 1941 vs. Minnesota-Duluth (W, 13-6); 1947 at Augsburg (W, 7-6); 1952 at Minnesota-Duluth (W, 13-7); 1958 vs. St. Thomas (W, 13-0); 1969 vs. Gustavus Adolphus (T, 7-7); 1975 at St. Thomas (W, 16-10); 1980 vs. Hamline (W, 27-3); 1986 at Hamline (W, 21-18); 1997 vs. Hamline (W, 21-0); 2003 at St. Olaf (W, 45-6); 2008 vs. Gustavus Adolphus (W, 31-17); and 2014 at St. Thomas (W, 24-14).

1986 at Hamline (W, 21-18): Forcing turnovers was key in the Johnnies' 21-18 win over Hamline on this date 39 years ago. The Johnnie defense forced seven Piper turnovers on the day - five interceptions (two by Jeff Deters) and two fumbles. Quarterback Rick Dougherty finished the game 19 of 36 passing for two touchdowns and an interception.

2008 vs. Gustavus Adolphus (W, 31-17): After only 24 yards of offense in the first quarter, Saint John's made a quarterback change with Jordan Hansel replacing Joe Boyle. Hansel led the offense to 17 points across his first three drives and ended the game 19 of 36 passing for 283 yards and four total touchdowns, three passing and one rushing.

2014 at St. Thomas (W, 24-14): Running back Sam Sura led the Johnnies 11 years ago with 210 yards and a touchdown on 36 carries in St. Paul. His 44-yard touchdown run on the first drive of the second quarter gave the Johnnies a 14-7 lead, where it would remain until the half. After turning the Tommies over on downs to open the third quarter, quarterback Nick Martin capped off the drive with a 26-yard touchdown pass to running back Zach Sundly. Defensive end Mat Workman had three sacks and forced a fumble.

2025 - EXPLOSIVE PLAYS (20+ YARDS)

Player	No.	TD	R	P	KR	PR	IR	FR
Joey Gendreau	6	1	--	6	--	--	--	--
Riley Schwellenbach	6	--	--	6	--	--	--	--
Corey Bohmert	2	1	2	--	--	--	--	--
Dylan Wheeler	2	--	--	2	--	--	--	--
Cade Berg	1	1	--	1	--	--	--	--
Westin Hoyt	1	--	--	--	--	--	1	--
Sam Nolan	1	--	--	1	--	--	--	--
Jack St. Fleur	1	1	--	--	--	--	1	--
Caden Wheeler	1	--	1	--	--	--	--	--

TOTAL: 21 (4 TD)

Rushing: 3 (1 TD)

Passing: 16 (2 TD)

Kickoff Returns: 0 (0 TD)

Punt Returns: 0 (0 TD)

Interception Returns: 2 (1 TD)

Blocked Kick/Fumble Returns: 0 (0 TD)

2025 - TRACKING THE TURNOVERS

Takeaways (5)	Qtr.	SJU Result
FUM - Minnesota-Morris (McMahon)	3rd	TD
INT - Minnesota-Morris (St. Fleur)	3rd	TD*
INT - Hamline (Hoyt)	2nd	TD
INT - Hamline (Rogalski)	3rd	Punt
INT - Hamline (Dumonceaux)	3rd	Punt

TOTAL: 5 takeaways for 21 points (3-for-5 scoring)

**the turnover was returned for a touchdown*

Turnovers (3)	Qtr.	Opp. Result
INT - Minnesota-Morris (Viemeister)	2nd	End Half
FUM - Minnesota-Morris (Young/Kaiser)	4th	Downs
FUM - Minnesota-Morris (Villalobos)	4th	Downs

TOTAL: 3 turnovers for 0 points (0-for-3 scoring)

Scoring Off Turnovers (+21, 21/0)

2025 - LONGEST PLAYS OF THE YEAR

Rush: 29, Corey Bohmert vs. Minnesota-Morris (Sept. 13)

Pass Reception: 53, Riley Schwellenbach at Hamline (Sept. 20)

Kickoff Return: 17, Thomas Jacobs vs. Minnesota-Morris (Sept. 13)

Punt Return: 10, Thomas Jacobs vs. Minnesota-Morris (Sept. 13)

Interception Return: 45, Westin Hoyt at Hamline (Sept. 20)

Blocked Kick/Fumble Return: N/A

Punt: 48, Matt Hansen at Hamline (Sept. 20)

Field Goal: 37, Matt Hansen at Hamline (Sept. 20)

Active Career Leaders

Rushing Yards

1. Caden Wheeler (123 att.)	821
2. Corey Bohmert (41 att.)	366
3. Zander Dittbenner (30 att.)	114
4. Dylan Kirchner (18 att.)	92
5. Wyatt McCabe (16 att.)	71

Rushing Touchdowns

1. Caden Wheeler	10
2. Corey Bohmert	4
3. Zander Dittbenner	2

Passing Yards (C-A-I-TD)

1. Zander Dittbenner (34-59-2-3)	452
2. Trey Feeney (26-33-0-4)	356

Receptions

1. Dylan Wheeler	158
2. Joey Gendreau	109
3. Riley Schwellenbach	41
4. Caden Wheeler	24

Receiving Yards

1. Dylan Wheeler	2,115
2. Joey Gendreau	1,437
3. Riley Schwellenbach	733
4. Owen Amrhein	216

Receiving Touchdowns

1. Dylan Wheeler	35
2. Joey Gendreau	13
3. Riley Schwellenbach	5

Yards from Scrimmage (Rushing+Receiving)

1. Dylan Wheeler	2,115
2. Joey Gendreau	1,437
3. Caden Wheeler	1,012
4. Riley Schwellenbach	733

All-Purpose Yards (Rushing+Receiving+Returns)

1. Dylan Wheeler	2,115
2. Caden Wheeler	1,744
3. Joey Gendreau	1,437
4. Riley Schwellenbach	733

Tackles

1. Aiden McMahon	119
2. Zach Frank	82
3. Jack St. Fleur	45
4. Landon Gallagher	44
5. Westin Hoyt	39

Tackles for Loss

1. Zach Frank	27.5
2. Aiden McMahon	14.5
3. Landon Gallagher	10.0

Sacks

1. Zach Frank	18.0
2. Aiden McMahon	8.5
3. Landon Gallagher	6.0

Interceptions

1. Westin Hoyt	4
2. Peyton Goettlicher	2
Jack St. Fleur	2
Blake Simonson	2
5. Nolan Dumonceaux	1
Landon Gallagher	1
Alex Harren	1
Aiden McMahon	1
Mark Rogalski	

ESPN'S TOP FOOTBALL PROGRAMS

Saint John's was ranked No. 18 out of ESPN's top 50 programs over the last 150 years in August 2019. The ranking formula took into consideration a program's number of national championships and various winning percentages: dominance (best 50 seasons in program history), since integration (1969-2018), early modern (1919-1968) and pre-modern (1869-1918). ESPN noted: "It is not true that the Johnnies' late head coach, John Gagliardi, coached against Frank Leahy. But it is true that Gagliardi became head coach at Saint John's in 1953, the last season that Leahy coached at Notre Dame, and didn't retire until 2012, after 60 seasons and 465 victories. Saint John's, according to our metrics, had one of the 10 most successful programs of the past 100 years. That's another way of saying Gagliardi won 27 conference titles and four national championships."

ESPN's Top 20 College Football Programs				
Rk.	Team	Div.	Rating	National Titles (as of Aug. 2019)
1.	Alabama	FBS	74.9	15
2.	Notre Dame	FBS	72.9	13
3.	Ohio State	FBS	69.6	8
4.	Oklahoma	FBS	68.5	7
5.	Southern California	FBS	67.3	9
6.	Michigan	FBS	67.2	9
7.	Yale	FCS	66.7	18
8.	Nebraska	FBS	64.2	5
9.	Texas	FBS	64.0	4
10.	North Dakota State	FCS	63.6	15
11.	Princeton	FCS	62.8	15
12.	Penn State	FBS	61.6	4
13.	Harvard	FCS	60.8	8
14.	Tennessee	FBS	59.2	2
15.	Louisiana State	FBS	59.0	4
16.	Mount Union	III	58.7	13
17.	Miami	FBS	58.4	5
18.	Saint John's	III	58.3	4
19.	Florida State	FBS	57.4	3
20.	Auburn	FBS	56.8	2

SJU FOOTBALL BY DECADE (THRU SEPT. 20)

Decade	Record (Pct.)
1900's	15-14-0 (.517)
1910's	did not compete
1920's	12-40-4 (.250)
1930's	45-19-7 (.683)
1940's	33-23-3 (.585)
1950's	51-27-1 (.652)
1960's	65-21-3 (.747)
1970's	70-20-2 (.772)
1980's	71-25-2 (.735)
1990's	96-17-2 (.843)
2000's	107-19-0 (.849)
2010's	88-26-0 (.772)
2020's	42-6-0 (.875)

BEST WINNING PERCENTAGE (START OF 2025 SEASON)

*minimum 75 seasons, all divisions of college football

Team	Div.	W	L	T	Pct.	Seasons
1. Ohio State	FBS	978^	334	53	.736	135
2. Michigan	FBS	1,012	358	36	.733	145
Alabama	FBS	974	341	43	.733	130
4. Notre Dame	FBS	962	339	42	.732	135
5. Oklahoma	FBS	950	348	53	.723	130
Saint John's	III	692	258	24	.723	113
7. Linfield	III	656	266	30	.705	109
8. Texas	FBS	961	395	33	.704	132
9. UW-Whitewater	III	653	270	21	.703	99
10. Yale	FCS	943	393	55	.698	151
11. Southern California	FBS	882	374	54	.694	131
12. Penn State	FBS	943	412	41	.690	138
13. Mount Union	III	865	392	38	.683	127
14. Harvard	FCS	909	413	50	.681	149
15. West Chester	II	637	296	17	.679	95

^Ohio State voided all 12 of its wins from the 2010 season

UP NEXT



AT



NO. 4 SAINT JOHN'S
(2-0, 1-0 MIAC)

NO. 11/12 BETHEL
(2-0, 1-0 MIAC)

1 p.m. | SATURDAY, OCT. 4, 2025
ARDEN HILLS, MINN. | ROYAL STADIUM

SERIES HISTORY

Next Saturday's game is the 49th meeting between Saint John's and Bethel going back to 1978. The Johnnies are 38-10 all-time against the Royals, including a 16-7 record in Arden Hills. SJU won the first 20 meetings in the series before BU won nine of the next 15 from 1999-2013. The Royals' 28-24 home win over SJU on Sept. 24, 2022, snapped the Johnnies' eight-game win streak in the series. The Johnnies defeated Bethel in all three of the teams' MIAC championship meetings, including a 41-33 victory in the 2024 title game - the last of the MIAC divisional structure.

SERIES NOTES

Series Record: SJU leads, 38-10 (Current Streak: SJU, 4)
at Saint John's: SJU leads, 22-3 (Current Streak: SJU, 6)
at Bethel: SJU leads, 15-7 (Current Streak: SJU, 1)
Neutral: SJU leads, 1-0 (Current Streak: SJU, 1)

Last Saint John's Win: Nov. 16, 2024 (41-33)
Last Bethel Win: Sept. 24, 2022 (28-24)
Largest Margin of a Saint John's Victory: 65 (1993)
Largest Margin of a Bethel Victory: 21 (2011, 2013)

SERIES' TOP PERFORMANCES

*by yardage

Rushing: SJU, Matt Malmberg, 29-157-2 TD (Sept. 17, 1994)
BET, Mike Johnson, 38-190-0 TD (Oct. 27, 2001)

Passing: SJU, Aaron Syverson, 28-38-362-3 TD (Sept. 28, 2024)
BET, Scott Kirchoff, 29-49-333-1 TD (Oct. 28, 2000)

Receiving: SJU, Ravi Alston, 9-188-1 TD (Oct. 12, 2019)
BET, Eric Carlson, 7-208-1 TD (Sept. 20, 1986)

BETHEL'S SCHEDULE/RESULTS

Sept. 13	NORTHWESTERN	W, 50-3
Sept. 20	at Gustavus Adolphus	W, 41-7
Sept. 27	at Hamline	1 p.m.
Oct. 4	SAINT JOHN'S	1 p.m.
Oct. 11	at Augsburg	Noon
Oct. 18	ST. OLAF	1 p.m.
Oct. 25	MACALESTER	1 p.m.
Nov. 1	at Concordia	1 p.m.
Nov. 8	CARLETON	1 p.m.
Nov. 15	at St. Scholastica	1 p.m.

2025 Record: 2-0 (1-0 MIAC)

SJU's Homecoming Results

Date	Opponent	Result
Oct. 17, 1925	Hamline	L, 7-14
1926	No Game	
Oct. 29, 1927	Augsburg	L, 6-21
Oct. 13, 1928	Concordia-Moorhead	T, 6-6
Oct. 19, 1929	Hamline	L, 0-24
1930	No Game	
Nov. 7, 1931	Macalester	L, 13-14
Oct. 22, 1932	Augsburg	W, 31-0
Oct. 14, 1933	Hamline	T, 0-0
Oct. 27, 1934	Macalester	W, 12-0
Oct. 12, 1935	Saint Mary's	W, 19-0
Oct. 24, 1936	Concordia-Moorhead	W, 13-0
Oct. 23, 1937	Concordia-Moorhead	W, 25-7
Oct. 22, 1938	Gustavus Adolphus	W, 6-0
Oct. 14, 1939	Concordia-Moorhead	W, 25-0
Oct. 12, 1940	Saint Mary's	L, 7-21
Oct. 11, 1941	St. Thomas	L, 6-20
Oct. 10, 1942	Macalester	W, 20-0
Oct. 27, 1945	St. Olaf	L, 6-21
Oct. 19, 1946	Macalester	W, 27-0
Oct. 18, 1947	Hamline	W, 19-12
Oct. 16, 1948	Augsburg	W, 20-7
Oct. 15, 1949	Augsburg	W, 27-12
Oct. 21, 1950	Minnesota-Duluth	W, 33-18
Oct. 20, 1951	Concordia-Moorhead	W, 31-7
Oct. 4, 1952	St. Olaf	W, 34-0
Oct. 10, 1953	Minnesota-Duluth	L, 6-33
Oct. 16, 1954	St. Thomas	L, 6-7
Oct. 15, 1955	Gustavus Adolphus	L, 14-19
Oct. 20, 1956	Concordia-Moorhead	L, 6-32
Oct. 12, 1957	Gustavus Adolphus	W, 13-0
Oct. 11, 1958	Minnesota-Duluth	W, 42-29
Oct. 10, 1959	Hamline	W, 46-14
Oct. 22, 1960	Minnesota-Duluth	W, 8-7
Oct. 7, 1961	Concordia-Moorhead	W, 48-6
Oct. 6, 1962	Augsburg	W, 36-20
Oct. 5, 1963	Gustavus Adolphus	W, 34-7
Oct. 10, 1964	Minnesota-Duluth	W, 21-12
Oct. 9, 1965	Hamline	W, 34-6
Oct. 8, 1966	St. Thomas	W, 21-0
Sept. 30, 1967	Concordia-Moorhead	L, 9-12
Sept. 28, 1968	Augsburg	W, 22-13
Oct. 18, 1969	Macalester	W, 40-12
Oct. 3, 1970	Minnesota-Duluth	W, 22-18
Oct. 2, 1971	Hamline	W, 29-16
Sept. 30, 1972	St. Thomas	W, 14-10
Oct. 13, 1973	Hamline	W, 14-7
Oct. 12, 1974	Minnesota-Duluth	L, 0-15
Oct. 4, 1975	Gustavus Adolphus	W, 26-7
Oct. 2, 1976	Augsburg	W, 62-12
Sept. 24, 1977	St. Thomas	W, 25-20
Oct. 7, 1978	Gustavus Adolphus	W, 35-15
Oct. 13, 1979	Augsburg	W, 28-14
Oct. 11, 1980	Bethel	W, 42-10
Oct. 10, 1981	Gustavus Adolphus	L, 10-14
Oct. 9, 1982	Gustavus Adolphus	W, 14-0
Oct. 15, 1983	Augsburg	W, 28-0
Oct. 13, 1984	Concordia-Moorhead	W, 13-9
Oct. 5, 1985	St. Olaf	L, 10-15
Oct. 4, 1986	Bethel	W, 41-7
Sept. 26, 1987	Hamline	W, 17-13
Oct. 8, 1988	Bethel	W, 42-7
Sept. 30, 1989	Augsburg	W, 54-6
Oct. 6, 1990	Augsburg	W, 59-0
Sept. 28, 1991	Hamline	W, 35-25
Oct. 3, 1992	Gustavus Adolphus	W, 35-7
Oct. 9, 1993	Hamline	W, 69-0
Oct. 1, 1994	Hamline	L, 26-27
Sept. 23, 1995	Augsburg	W, 41-14
Oct. 5, 1996	Carleton	W, 64-7
Sept. 27, 1997	Hamline	W, 21-0
Oct. 10, 1998	Bethel	W, 19-3
Oct. 2, 1999	Augsburg	W, 55-0
Oct. 7, 2000	Macalester	W, 48-6
Oct. 13, 2001	Gustavus Adolphus	W, 35-20
Sept. 28, 2002	St. Olaf	W, 59-20
Oct. 4, 2003	Gustavus Adolphus	W, 35-13
Sept. 25, 2004	Gustavus Adolphus	W, 42-14
Oct. 1, 2005	Hamline	W, 44-0
Sept. 30, 2006	Carleton	W, 29-19
Oct. 6, 2007	St. Olaf	W, 30-29
Sept. 27, 2008	Gustavus Adolphus	W, 31-17
Oct. 3, 2009	Bethel	W, 16-14
Oct. 2, 2010	St. Thomas	L, 26-27 (OT)
Sept. 24, 2011	Augsburg	L, 31-32
Sept. 29, 2012	St. Olaf	L, 35-38
Sept. 28, 2013	Concordia-Moorhead	L, 14-24
Oct. 4, 2014	Hamline	W, 49-28
Oct. 17, 2015	Gustavus Adolphus	W, 49-27
Sept. 17, 2016	St. Olaf	W, 44-0
Oct. 7, 2017	Augsburg	W, 49-3
Sept. 22, 2018	Carleton	W, 59-0
Oct. 5, 2019	Augsburg	W, 61-6
Oct. 9, 2021	Augsburg	W, 50-0
Oct. 1, 2022	Concordia-Moorhead	W, 35-28
Oct. 14, 2023	Carleton	W, 63-7
Oct. 5, 2024	Augsburg	W, 45-20

SJU IN THE D3FOOTBALL.COM POLL

Saint John's has been ranked in D3football.com's top 25 in 129-consecutive polls (preseason, weeks 1-11, final). The last time the Johnnies were not ranked in the top 25 was in Week 3 of the 2014 season. The program has an average ranking of 8.07 since. Not counting the 2020-21 season that was ravaged by COVID-19, D3football.com has published 275 national polls since the ranking was established in 2003. SJU has been ranked in the top 25 in 220 of those, including 95 in the top five, 175 in the top 10 and 207 in the top 20.

2025 D3football.com Poll - Week 3

No.	School (1st-Place Votes)	Record	Votes	Prev.	Others Receiving Votes:
1.	North Central, Ill. (22)	2-0	621	1	Linfield 22, Baldwin Wallace 18, Hampden-Sydney 18, Maryville (Tenn.) 16, Randolph-Macon 11, Claremont-Mudd-Scripps 8, Coe 8, Wabash 6, Christopher Newport 4, Utica 3, Rowan 2, Lewis & Clark 2, Brockport State 1.
2.	Mount Union, Ohio (3)	2-0	599	2	
3.	Johns Hopkins, Md.	3-0	576	3	
4.	Saint John's	2-0	520	5	
5.	UW-La Crosse	2-0	466	9	
6.	Salisbury, Md.	2-0	464	7	
7.	Wartburg, Iowa	3-0	430	10	
8.	UW-Platteville	3-0	428	11	
9.	Hardin-Simmons, Texas	3-0	425	8	
10.	UW-Whitewater	3-0	404	16	
11.	UW-River Falls	3-0	393	12	
12.	Bethel	2-0	366	13	
13.	Susquehanna, Pa.	2-1	349	4	
14.	DePauw, Ind.	3-0	307	14	
15.	Hope, Mich.	3-0	251	15	
16.	Mary Hardin-Baylor, Texas	1-1	241	6	
17.	Wheaton, Ill.	1-1	196	18	
18.	Grove City, Pa.	1-1	184	17	
19.	UW-Oshkosh	2-1	178	19	
20.	Carnegie Mellon, Pa.	2-1	159	22	
21.	John Carroll, Ohio	2-1	146	21	
22.	Trinity, Texas	3-0	139	23	
23.	Central, Iowa	3-0	74	---	
24.	Cortland State, N.Y.	2-1	66	24	
25.	Berry, Ga.	2-1	23	20	

2025 AFCA Poll - Week 3

No.	School (1st-Place Votes)	Record	Votes	Prev.	Others Receiving Votes:
1.	North Central, Ill. (52)	2-0	1,300	1	Linfield 37, Berry 34, Baldwin Wallace 28, Muhlenberg 27, Wabash 23, Randolph-Macon 20, Washington (Mo.) 20, Coe 17, Ursinus 15, Christopher Newport 12, Marietta 8, Salve Regina 8, UW-Stevens Point 6, Brockport State 5, Springfield 5, Calvin 3, Tufts 2, Maryville (Tenn.) 1, Western New England 1.
2.	Mount Union, Ohio	2-0	1,243	2	
3.	Johns Hopkins, Md.	3-0	1,188	3	
4.	Saint John's	2-0	1,111	4	
5.	Salisbury, Md.	2-0	1,035	6	
6.	UW-La Crosse	2-0	1,024	8	
7.	Hardin-Simmons, Texas	3-0	968	7	
8.	UW-Platteville	3-0	916	10	
9.	Wartburg, Iowa	3-0	831	11	
10.	UW-Whitewater	3-0	817	16	
11.	Bethel	2-0	768	12	
12.	UW-River Falls	3-0	758	13	
13.	DePauw, Ind.	3-0	637	14	
14.	Susquehanna, Pa.	2-1	626	5	
15.	Hope, Mich.	3-0	557	15	
16.	Trinity, Texas	3-0	412	19	
17.	Wheaton, Ill.	1-1	412	18	
18.	Mary Hardin-Baylor, Texas	1-1	393	9	
19.	Grove City, Pa.	1-1	377	17	
20.	Carnegie Mellon, Pa.	2-1	350	20	
21.	UW-Oshkosh	2-1	295	21	
22.	John Carroll, Ohio	2-1	219	23	
23.	Central, Iowa	3-0	196	25	
24.	Cortland State, N.Y.	2-1	142	24	
25.	Hampden-Sydney, Va.	3-0	53	---	



When Saint John's Has the Ball

Saint John's Offense


WR	16	Carson Hegerle, So. (6-2, 190)
WR	4	Riley Schwellenbach, Jr. (5-9, 160)
LT	78	Michael Bougie, Jr. (6-5, 310)
LG	63	Joe Vascellaro, Sr. (6-3, 295)
C	51	Barrett Van Deun, Jr. (6-1, 285)
RG	60	Ian DeGross, Sr. (6-3, 290)
RT	77	Mike Oftedahl, So. (6-2, 305)
TE	0	Joey Gendreau, Sr. (6-3, 230)
WR	2	Dylan Wheeler, Sr. (6-2, 195)
QB	1	Trey Feeney, Jr. (6-3, 205)
RB	27	Caden Wheeler, Sr. (5-10, 200)

Augsburg Defense

DE	55	Griffin Thom, Jr. (6-4, 241)
NG	92	Connor Elliott, Sr. (6-2, 255)
DT	97	Tayvion Gardner, Sr. (6-2, 245)
DE	4	Langden College, So. (6-4, 225)
LB	8	Anselmo Marquez-Reagan Jr., Jr. (6-0, 225)
LB	53	RJ Chakolis, Jr. (5-10, 240)
LB	38	Detawwn Player Jr., So. (6-0, 185)
CB	11	London Campbell, So. (6-1, 180)
SS	20	Foster Mulvehill, Jr. (5-11, 210)
FS	5	Jax Bokman, Sr. (6-3, 180)
CB	27	Rashad Sherwood, Jr. (5-9, 175)

Saint John's Special Teams

K	90	Matt Hansen, Jr. (5-11, 150)
P	90	Matt Hansen, Jr. (5-11, 150)
LS	2	Nolan Dumonceaux, So. (6-1, 200)
H	20	Hudson Poole, So. (5-10, 165)
KR	8	Corey Bohmert, Jr. (5-10, 175)
	16	Carson Hegerle, So. (6-2, 190)
PR	16	Carson Hegerle, So. (6-2, 190)



When Augsburg Has the Ball

Augsburg Offense

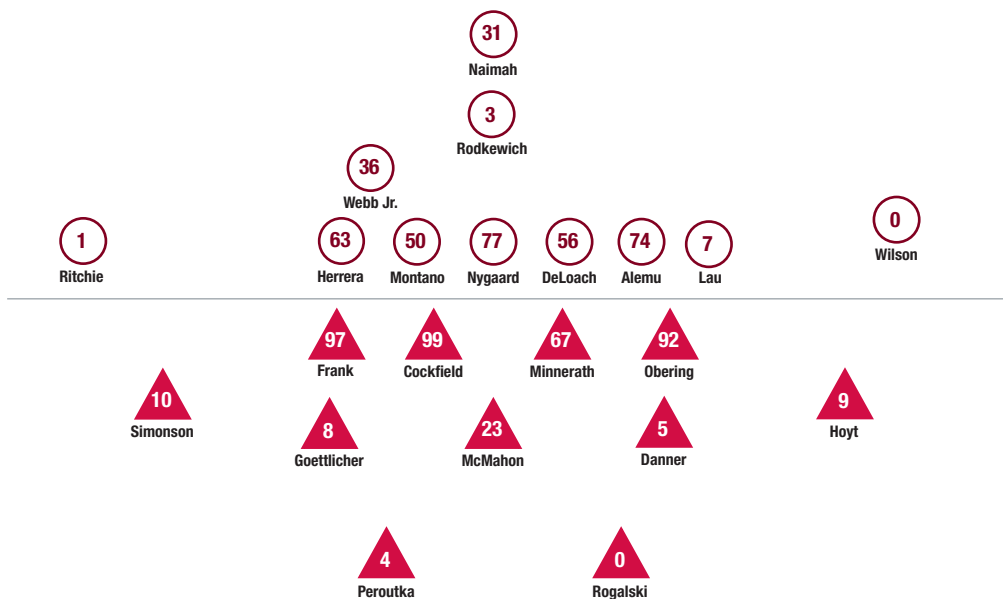
WR	0	Tyrone Wilson, Sr. (6-3, 190)
WR	1	CJ Ritchie, Jr. (6-1, 205)
LT	74	Ahadu Alemu, Jr. (6-4, 310)
LG	56	Corey DeLoach, Jr. (5-10, 288)
C	77	Jaedon Nygaard, Jr. (6-2, 280)
RG	50	Frankie Montano, So. (5-10, 250)
RT	63	Alexjandro Herrera, Jr. (6-3, 280)
TE	7	Michael Lau, Sr. (6-3, 225)
QB	3	Caden Rodkewich, Jr. (6-2, 200)
HB	36	Lamar Webb Jr., Sr. (5-10, 230)
RB	31	Ralph Naimah, So. (5-9, 180)

Saint John's Defense

DE	97	Zach Frank, Sr. (6-3, 270)
DT	67	Grady Minnerath, So. (6-0, 235)
DT	99	Jawahn Cockfield, So. (6-1, 250)
DE	92	Chandler Obering, Sr. (6-4, 285)
LB	8	Peyton Goettlicher, Jr. (5-11, 190)
LB	23	Aiden McMahon, Jr. (6-1, 220)
LB	5	Landon Danner, So. (6-2, 215)
CB	9	Westin Hoyt, So. (6-1, 200)
S	0	Mark Rogalski, So. (6-0, 205)
S	4	Will Peroutka, So. (5-11, 175)
CB	10	Blake Simonson, Sr. (5-11, 175)

Augsburg Special Teams

K	98	Nathan Wangensteen, Sr. (5-11, 195)
P	98	Nathan Wangensteen, Sr. (5-11, 195)
LS	29	Joe Zachow, Sr. (6-0, 180)
SS	92	Connor Elliott, Sr. (6-2, 255)
H	3	Caden Rodkewich, Jr. (6-2, 200)
KR	31	Ralph Naimah, So. (5-9, 180)
	23	Carter Johnson, Jr. (5-9, 170)
PR	0	Tyrone Wilson, Sr. (6-3, 190)





Blake Elliott '03, the standout wide receiver who led Saint John's University to the 2003 NCAA Division III title and ended his career ranked among the receiving leaders in all divisions of college football, was named to the 2025 College Football Hall of Fame Class on Wednesday, Jan. 15.


A 2019 inductee into the SJU J-Club's Hall of Honor, Elliott joins his head coach, SJU's legendary **John Gagliardi**, a member of the College Football Hall of Fame's 2006 class, college football's all-time wins leader and the namesake of the Gagliardi Trophy, presented annually to the top player in Division III.



Elliott is the first College Football Hall of Fame inductee from the Division III level since John Carroll linebacker London Fletcher – a 16-year veteran of the NFL – earned the honor in 2019.

The 18 first-team All-Americans and four standout coaches who make up the 2025 Class were selected from the national ballot of 77 players and nine coaches from the Football Bowl Subdivision and 101 players and 34 coaches from the divisional ranks.

They will be officially inducted during the 67th NFF Annual Awards Dinner Presented by Las Vegas on Dec. 9, 2025, at Bellagio Hotel & Casino in Las Vegas.



The inductees will also be recognized at their respective collegiate institutions with NFF Hall of Fame On-Campus Salutes, presented by Fidelity Investments, during the fall. Their accomplishments will be forever immortalized at the Chick-fil-A College Football Hall of Fame in Atlanta. Each inductee will receive a custom ring created by Jostens, the official and exclusive supplier of NFF rings.

In addition to Elliott, the 2025 class includes Montee Ball (Wisconsin); Gregg Carr (Auburn); Greg Eslinger (Minnesota); Terry Hanratty (Notre Dame); Graham Harrell (Texas Tech); John Henderson (Tennessee); Michael Huff (Texas); Jim Kleinsasser (North Dakota); Alex Mack (California); Terrence Metcalf (Mississippi); Haloti Ngata (Oregon); Steve Slaton (West Virginia); Darrin Smith (Miami, Fla.); Michael Strahan (Texas Southern); Dennis Thurman (Southern California); Michael Vick (Virginia Tech); Ryan Yarbrough (Wyoming); and coaches Larry Blakeney (Troy); Larry Korver (Northwestern, Iowa); Urban Meyer (Bowling Green, Utah, Florida, Ohio State); and Nick Saban (Toledo, Michigan State, Louisiana State, Alabama).

ELLIOTT'S CAREER STATISTICS

RECEIVING	G	REC	YDS	TD	LG	REC/G	AVG/C	AVG/G
2000	15	60	967	14	67	4.0	16.1	64.5
2001	13	72	1,056	14	46	5.5	14.7	81.2
2002	14	120	1,484	22	70	8.6	12.4	106.2
2003	14	115	1,319	13	68	8.4	11.3	94.2
TOTALS	56	369	4,826	63	70	6.6	13.1	86.2

PUNT RETURNS	G	NO.	YDS	TD	LG	AVG/R	AVG/G
TOTAL	56	122	1,459	6	89	12.0	26.1

KICK RETURNS	G	NO.	YDS	TD	LG	AVG/R	AVG/G
TOTAL	56	73	1,606	1	90	22.0	28.7

ALL PURPOSE	G	RUSH	REC	PR	KR	TOTAL	AVG/G
TOTAL	56	744	4,826	1,459	1,606	8,635	154.2

SCORING	G	TD	RUSH	PASS	RET	2PAT	TOTAL
TOTAL	56	78	8	63	7	2	472

ALL-TIME CAREER RANKINGS AT GRADUATION

**Prior to the 2002 season, the NCAA did not recognize playoff game stats in season or career totals*

RECORD	MIAC	DIVISION III	ALL DIVISIONS
Receptions (327)	1st	2nd	2nd
TD Receptions (56)	1st	2nd	3rd
Receiving Yards (4,200)	1st	4th	18th
All-Purpose Yards (7,605)	1st	5th	14th
Points Scored (424)	1st	8th	t22nd





Offensive tackle **Ben Bartch** '20 became the 10th Johnnie to be drafted in the NFL when he was selected by the Jacksonville Jaguars with the 10th pick of the fourth round (No. 116 overall) in the 2020 NFL Draft. He appeared in 13 games for the Jaguars, including one start at left guard, and totaled 219 offensive snaps (47 on special teams) in 2020. Bartch followed that with 11 starts at right guard and 704 offensive snaps (43 on special teams) in 2021. In 2022, Bartch started the Jaguars' first five games at left guard, totaling 293 offensive plays and 19 on special teams, before he suffered a season-ending knee injury. He opened training camp in 2023 on the PUP (physically unable to perform) list and started at left guard in the Jaguars' first three games. Jacksonville released Bartch on Oct. 31, moved to the Jaguars' practice squad three days later and signed with the San Francisco 49ers on Nov. 21, for their Super Bowl run. He totaled 241 snaps on the offensive line and 77 on special teams, including five in the Super Bowl, in 2023.

Bartch was named the starter at left guard for the 2025 season after signing a one-year contract in February. He was the highest-rated lineman in the 49ers week one game at Seattle on Sept. 7 (*right*) but was ruled out after starting game two vs. New Orleans on Sept. 14 with a high-ankle sprain. He was placed on the IR on Sept. 17



Bartch was the lone NCAA Division III attendee at the 2020 Reese's Senior Bowl in Mobile, Ala. Although he did not play in the game, Bartch received rave reviews during the three days of practices leading up to the event. He attended the 2020 NFL Scouting Combine that February, but did not participate in the drills or measurements due to the injury suffered during the final Senior Bowl practice. A D3football.com first-team and Associated Press second-team All-American in 2019, Bartch started all 14 games at left tackle in 2019. He made 27 straight starts at tackle after he switched from tight end during the 2018 preseason. Through a combination of hard work in the weight room and repeated consumption of a now-famous (or infamous) protein shake recipe (ingredients included scrambled eggs, cottage cheese, quick grits, peanut butter, bananas and Gatorade), Bartch gained over 50 pounds and started on the line's left side immediately.

BARTCH'S NFL STATISTICS

Season	Team	Games	Starts	Offense	Special Teams
2020	Jacksonville Jaguars	13	1	220	48
2021	Jacksonville Jaguars	15	11	707	40
2022	Jacksonville Jaguars	5	5	293	19
2023	Jacksonville Jaguars	8	3	213	37
	San Francisco 49ers	5	0	28	23
2024	San Francisco 49ers	3	2	65	5
2025	San Francisco 49ers	2	2	86	5
TOTAL		51	24	1,612	177
				Snaps	Snaps

SJU IN THE NFL DRAFT

Offensive lineman **Ben Bartch** '20 became the 10th Johnnie to be drafted into the National Football League in April 2020. He spent three-and-a-half seasons with the Jacksonville Jaguars before joining the San Francisco 49ers on Nov. 21, 2023, for their Super Bowl run.

- 1949 - End Red Maenhout, New York Bulldogs (12th round-No. 113)
- 1955 - Tackle Dick Coy, Chicago Cardinals (19th round-No. 218)
- 1957 - Guard Chuck Froehle, Baltimore Colts (19th round-No. 222)
- 1963 - Offensive tackle Tom McIntyre, Minnesota Vikings (18th round-No. 240)
- 1964 - Offensive tackle John McDowell, Green Bay Packers (9th round-No. 125)
- 1965 - Defensive tackle Paul Labinski, Minnesota Vikings (16th round-No. 219)
- 1967 - Guard Fred Cremer, Minnesota Vikings (12th round-No. 296)
- 1972 - Defensive end Steve Setzler, San Francisco 49ers (12th round-No. 304)
- 1974 - Defensive tackle Kurt Wachtler, Minnesota Vikings (15th round-No. 389)
- 2020 - Offensive tackle Ben Bartch, Jacksonville Jaguars (4th round-No. 116)



2016

6-6, 230

Freshman - Tight End



2017

6-6, 250

Sophomore - Tight End



2018

6-6, 275

Junior - Offensive Line



2019

6-6, 305

Senior - Offensive Line



2020

6-6, 317

First season - Offensive Line



2023

6-6, 315

Fourth season - Offensive Line



2025

6-6, 315

Sixth season - Offensive Line



QUICK FACTS

CLEMENS STADIUM

Surface	SprinTurf (Artificial Grass)
Capacity	8,500
Opening Date	Saint John's Field (1908) Clemens Stadium (1997)
Last Turf Renovation	2022, 2012 Installed in 2002
All-Time Record	357-97-13 (.778)

Largest Crowds

Date	Opponent	Att.	Result
Sept. 26, 2015	St. Thomas	17,327	L, 14-35
Oct. 13, 2018	St. Thomas	16,922	W, 40-20
Sept. 24, 2016	St. Thomas	16,514	L, 21-33
Oct. 2, 2010	St. Thomas	16,421	L, 26-27 (OT)
Sept. 15, 2012	St. Thomas	14,286	L, 21-43
Oct. 22, 2022	Gustavus	13,161	W, 41-27
Nov. 8, 2003	Bethel	13,107	W, 29-26
Oct. 17, 2009	St. Thomas	12,903	W, 20-17 (OT)
Sept. 3, 2022	UW-Whitewater	12,462	W, 24-10
Oct. 6, 2007	St. Olaf	12,339	W, 30-29



HISTORY

From the start, those in charge of developing the space now known as Clemens Stadium had something majestic in mind. So they set about turning a former cranberry bog into a natural bowl stadium that has been the home of Saint John's University football for 116 years.

Ringed by the gorgeous fall colors of the surrounding Central Minnesota woods, the field has long become a destination spot, a status only solidified when Sports Illustrated named it one of college football's top 10 "Dream Destinations" in 1999.

The facility itself has expanded often over the years. Concrete seating was added in 1933 and expanded in 1957. The familiar stone entrance behind the south end zone was built in 1939 and the first press box and concession stand were erected four years later. In 1997, local philanthropist Bill Clemens – the man for whom the stadium is named -- provided a million-dollar donation that allowed for construction of a new grandstand, an expanded press box, larger concession stands and restrooms and a new entrance. Another donation by Clemens, who attended SJU from 1938-40, made possible the installation of an artificial playing surface in 2002.

A third tier to the press box was added in 2009 and lights were installed in 2012.




Meanwhile, large crowds have been commonplace. SJU has finished among the national leaders in per-game attendance in NCAA Division III in each of the last 20 seasons – including crowds of 10,000 or more 23 times since 2001.

That included a facility-record 17,327 for a matchup against St. Thomas on Sept. 26, 2015 – a day in which ESPN's "Sports Center On the Road" program was broadcast live from the stadium, and a crowd of 13,107 on hand to see legendary former coach **John Gagliardi** become the winningest coach in college football history when SJU beat Bethel 29-26 on Nov. 8, 2003.

HAPPY AT HOME

The Johnnie football program is 370-102-13 (.776) all-time at Saint John's Field/Clemens Stadium (est. 1997), including a 27-8 record (.771) in the NCAA Division III Playoffs. In its last 222 games dating back to the 1987 season, SJU has a record of 193-29 (.869) in Collegeville.

SJU SCORIGAMI – EVERY SCORE IN SAINT JOHN'S FOOTBALL HISTORY



WHAT IS SCORIGAMI?

Scorigami was developed by sportswriter and analyst Jon Bois in 2016 as a way of tracking the probability of football results in the NFL. Since 2016, Bois has developed a database of every NFL score into a grid to indicate what scores have happened and how frequently. The original concept has since been adopted by other teams and institutions, most recently by Ken Landis, assistant athletic director for strategic communications, and his team at the University of Central Florida. The chart above displays every Saint John's University (Minn.) football score since 1900.

HOW TO READ THIS CHART

The horizontal axis features the winning team's score, while the losing score is reported vertically. Boxes marked in green indicate a score has happened before, with the number detailing how many times that result has occurred. The grayed out portion of the chart represents scores that can never occur. Boxes that are white have not yet happened. There are a total of 974 scores reported in the above chart. It does not include canceled or forfeited games.

MOST COMMON SCORES

Score	Times	Last Occurrence	SJU Record
6-0	17	Nov. 6, 1971 at Macalester	9-8
7-0	12	Sept. 29, 1985 vs. St. Thomas	6-6
20-0	12	Nov. 3, 1990 vs. Bethel	9-3
21-0	11	Nov. 7, 2015 at Bethel	7-4
49-0	10	Sept. 13, 2025 vs. Minnesota-Morris	10-0
13-0	10	Sept. 21, 1968 at Gustavus Adolphus	8-2
19-0	10	Oct. 12, 2019 vs. Bethel	7-3
34-0	10	Oct. 26, 2024 vs. Gustavus Adolphus	8-2
14-0	9	Oct. 9, 1982 vs. Gustavus Adolphus	6-3

466 UNIQUE SCORES

Since 1900, Saint John's football has played to 466 unique scores in a total of 976 games. SJU's last scorigami (unique score that had never happened before) was a 41-38 loss to Susquehanna (Pa.) in the third round of the NCAA Playoffs at Clemens Stadium on Dec. 7, 2024.

Last 10 Unique Scores

Date	Score	Opponent	Location	Result
Dec. 7, 2024*	41-38	Susquehanna (Pa.)	Collegeville, Minn.	L
Nov. 16, 2024^	41-33	Bethel	Collegeville, Minn.	W
Oct. 12, 2024	38-31	Concordia	Moorhead, Minn.	W
Sept. 28, 2024	45-20	Bethel	Arden Hills, Minn.	W
Nov. 11, 2023	48-21	Concordia	Moorhead, Minn.	W
Oct. 7, 2023	42-23	Concordia	Collegeville, Minn.	W
Sept. 9, 2023	56-28	Wisconsin-Whitewater	Whitewater, Wis.	L
Oct. 29, 2022	56-6	St. Scholastica	Duluth, Minn.	W
Oct. 22, 2022	41-27	Gustavus Adolphus	Collegeville, Minn.	W
Oct. 15, 2022	49-10	St. Olaf	Northfield, Minn.	W

^MIAC Championship *NCAA Third Round

28-21 IN OVERTIME

Saint John's has played to four scores of 28-21, with three of them decided in overtime. The most recent was a win on Sept. 17, 2011 at Concordia.

Date	Opponent	Location	Result
Nov. 25, 2000#	Pacific Lutheran (Wash.)	Puyallup, Wash.	W, OT
Sept. 2, 2002	Wisconsin-Eau Claire	Eau Claire, Wis.	L, OT
Nov. 8, 2008	Augsburg	Collegeville, Minn.	W
Sept. 17, 2011	Concordia	Moorhead, Minn.	W, OT

NCAA Second Round

21-18 IN THE PLAYOFFS

The most common postseason score is 21-18, having occurred three times with the last on Dec. 1, 2018 at Mary Hardin Baylor (Texas) in the NCAA Quarterfinals.

Date	Opponent	Location	Result
Nov. 23, 1996#	Simpson (Iowa)	Metrodome	W
Dec. 2, 2000^	Central (Iowa)	Pella, Iowa	W
Dec. 1, 2018^	Mary Hardin-Baylor, Texas	Belton, Texas	L

NCAA First Round ^ NCAA Quarterfinals

SHUTOUTS

There have been 265 shutouts in SJU football history. The Johnnies have won 189 of those shutouts with an all-time record of 189-70-6 (.724).

Last 10 Shutouts

Date	Opponent	Location	Score	Coach
Sept. 20, 2025	at Hamline	St. Paul, Minn.	W, 59-0	Gary Fashing
Sept. 13, 2025	vs. Minnesota-Morris	Collegeville, Minn.	W, 49-0	Gary Fasching
Nov. 2, 2024	at St. Scholastica	Duluth, Minn.	W, 70-0	Gary Fasching
Oct. 26, 2024	Gustavus Adolphus	Collegeville, Minn.	W, 34-0	Gary Fasching
Sept. 7, 2024	Carthage, Wis.	Collegeville, Minn.	W, 49-0	Gary Fasching
Nov. 19, 2022	Northwestern*	Collegeville, Minn.	W, 49-0	Gary Fasching
Oct. 8, 2022	at Augsburg	Minneapolis, Minn.	W, 45-0	Gary Fasching
Oct. 30, 2021	St. Scholastica	Collegeville, Minn.	W, 81-0	Gary Fasching
Oct. 16, 2021	St. Olaf	Collegeville, Minn.	W, 56-0	Gary Fasching
Oct. 9, 2021	Augsburg	Collegeville, Minn.	W, 50-0	Gary Fasching

*denotes an NCAA Division III playoff game

SCORE BREAKDOWN

Most Common Score: 6-0 (Last Occurrence: Nov. 6, 1971 at Macalester)

Most Common Winning Score: 21 (Last Occurrence: Dec. 1, 2018 at Mary Hardin-Baylor, Texas)

Most Common Losing Score: 0 (Last Occurrence: Sept. 20, 2025 at Hamline)

Highest Winning Score: 98 (Last Occurrence: Sept. 2, 2017 vs. St. Scholastica)

Highest Losing Score: 47 (Last Occurrence: Nov. 23, 2019 vs. Aurora)

At Home: 231 unique scores (Most Recent: Dec. 7, 2024 vs. Susquehanna, Pa.)

On the Road: 214 unique scores (Most Recent: Nov. 2, 2024 at St. Scholastica)

On Homecoming: 86 unique scores (73-20-2 record in 95 games)

THE LAST TIME...

* Postseason game # Metrodome

SAINT JOHN'S

Rushing

300+ Yards	Oct. 30, 2021 (371, vs. St. Scholastica)
350+ Yards	Oct. 30, 2021 (371, vs. St. Scholastica)
400+ Yards	Sept. 18, 1999 (469 vs. Macalester)
50+ Attempts	Nov. 13, 2021 (53, at Bethel)
60+ Attempts	Oct. 15, 2016 (60, vs. Carleton)
70+ Attempts	Nov. 3, 1984 (74, at Macalester)
5 Rushing TD's	Oct. 30, 2021 (5, vs. St. Scholastica)
6 Rushing TD's	Nov. 9, 2019 (6, at Hamline)
7 Rushing TD's	Nov. 4, 2017 (8, at Hamline)

Passing

300+ Yards	Sept. 20, 2025 (441, at Hamline)
400+ Yards	Sept. 20, 2025 (441, at Hamline)
500+ Yards	<i>Never</i>
40+ Attempts	Dec. 7, 2024 (46, vs. Susquehanna, Pa.)*
50+ Attempts	Nov. 11, 2023 (51, at Concordia)
60+ Attempts	Oct. 7, 2023 (60, vs. Concordia)
30+ Completions	Dec. 7, 2024 (37, vs. Susquehanna, Pa.)*
40+ Completions	Oct. 7, 2023 (44, vs. Concordia)
4 Passing TD's	Sept. 20, 2025 (4, at Hamline)
5 Passing TD's	Dec. 7, 2024 (5, vs. Susquehanna, Pa.)*
6 Passing TD's	Nov. 9, 2024 (6, vs. St. Olaf)
7 Passing TD's	Oct. 28, 2023 (8, vs. St. Scholastica)
8 Passing TD's	Oct. 28, 2023 (8, vs. St. Scholastica)
3+ Interceptions	Nov. 26, 2022 (4, vs. Wartburg, Iowa)*
4+ Interceptions	Nov. 26, 2022 (4, vs. Wartburg, Iowa)*
5+ Interceptions	Oct. 28, 2000 (5, at Bethel)

Combination Offense

300-Yard Passer + 100-Yard Rusher	Oct. 12, 2024 at Concordia (399, Aaron Syverson; 128, Caden Wheeler)
200-Yard Passer + 100-Yard Rusher + 100-Yard Receiver	Oct. 12, 2024 at Concordia (399, Aaron Syverson; 128, Caden Wheeler; 159, Dylan Wheeler/132, Marselio Mendez)
200-Yard Passer + 100-Yard Rusher	Oct. 12, 2024 at Concordia (399, Aaron Syverson; 128, Caden Wheeler)
100-Yard Rusher + 100-Yard Receiver	Oct. 12, 2024 at Concordia (128, Caden Wheeler; 159, Dylan Wheeler/132, Marselio Mendez)

Total Offense

400+ Yards	Sept. 20, 2025 (618, at Hamline)
500+ Yards	Sept. 20, 2025 (618, at Hamline)
600+ Yards	Sept. 20, 2025 (618, at Hamline)
700+ Yards	Oct. 26, 2019 (749, at St. Olaf)
75+ Plays	Oct. 19, 2024 (75, at Carleton)
85+ Plays	Oct. 7, 2023 (87, vs. Concordia)

Scoring

14 Points or Less	Sept. 7, 2019 (W, 14-7 at UW-Stout)
40+ Points	Sept. 20, 2025 (W, 59-0, at Hamline)
50+ Points	Sept. 20, 2025 (W, 59-0, at Hamline)
60+ Points	Nov. 2, 2024 (W, 70-0 at St. Scholastica)
2-Point Conversion	Sept. 2, 2023 (W, 34-31 in OT vs. Trinity, Texas) (Aaron Syverson pass to Joey Gendreau)
Opp. Scoreless	Sept. 20, 2025 (W, 59-0, at Hamline)
Opp. Scoreless (Home)	Sept. 13, 2025 (W, 49-0 vs. Minnesota-Morris)
Opp. Scoreless (Road)	Sept. 20, 2025 (W, 59-0, at Hamline)
2+ Shutouts in Season	2025 (2) 49-0 (vs. Minnesota-Morris), 49-0 (at Hamline)
3+ Shutouts in Season	2024 (3) 49-0 (vs. Carthage, Wis.), 34-0 (vs. Gustavus Adolphus), 70-0 (at St. Scholastica)
4+ Shutouts in Season	2021 (4) 49-0 (at Concordia), 50-0 (vs. Augsburg), 56-0 (vs. St. Olaf), 81-0 (vs. St. Scholastica)
No Opp. Off. TD	Sept. 20, 2025 (W, 59-0, at Hamline)
No Opp. Off. TD (Home)	Sept. 13, 2025 (W, 49-0 vs. Minnesota-Morris)
No Opp. Off. TD (Road)	Sept. 20, 2025 (W, 59-0, at Hamline)
Allowed 30+ Points	Dec. 7, 2024 (L, 38-41, vs. Susquehanna, Pa.)*
Allowed 40+ Points	Dec. 7, 2024 (L, 38-41, vs. Susquehanna, Pa.)*

Allowed 50+ Points	Sept. 9, 2023 (L, 28-56 at UW-Whitewater)
SJU Scoreless	Sept. 29, 1990 (L, 0-21 at Hamline)
SJU Scoreless (Home)	Nov. 4, 1978 (L, 0-17 vs. Concordia)
SJU Scoreless (Road)	Sept. 29, 1990 (L, 0-21 at Hamline)
SJU Scoreless (Neutral)	Oct. 5, 1945 (L, 0-30 vs. St. Thomas at St. Cloud)
No SJU Off. TD	Nov. 24, 2001 (W, 9-7 vs. UW-Stevens Point)*
No SJU Off. TD (Home)	Nov. 24, 2001 (W, 9-7 vs. UW-Stevens Point)*
No SJU Off. TD (Road)	Sept. 29, 1990 (L, 0-21 at Hamline)

Turnovers

No SJU Turnovers	Sept. 20, 2025 (at Hamline)
4+ SJU Turnovers	Nov. 26, 2022 (5, vs. Wartburg, Iowa)*
5+ SJU Turnovers	Nov. 26, 2022 (5, vs. Wartburg, Iowa)*
3 SJU Fumbles Lost	Nov. 5, 2016 (vs. Hamline)
4+ SJU Fumbles Lost	Sept. 29, 2018 (4, at Augsburg)
4+ Takeaways	Nov. 16, 2024 (4, vs. Bethel)
5+ Takeaways	Sept. 28, 2024 (5, at Bethel)
6+ Takeaways	Oct. 13, 2018 (7, vs. St. Thomas)

Defense

50 Rush Yards or Less	Sept. 20, 2025 (28, at Hamline)
100 Pass Yards or Less	Sept. 13, 2025 (45, vs. Minnesota-Morris)
100 Total Yards or Less	Nov. 3, 2018 (98, vs. Hamline)
200 Total Yards or Less	Sept. 20, 2025 (198, at Hamline)
4+ Interceptions	Sept. 28, 2024 (4, at Bethel)
5+ Interceptions	Nov. 12, 2022 (5, vs. Bethel)
Scored a Safety	Sept. 3, 2022 (W, 24-10 vs. UW-Whitewater)
Scored 2 Safeties	Sept. 3, 2022 (W, 24-10 vs. UW-Whitewater)

Miscellaneous

10 First Downs or Less	Sept. 23, 2017 (6, vs. St. Thomas at Target Field)
30+ First Downs	Sept. 20, 2025 (36, at Hamline)
No Penalties	Nov. 2, 2024 (at St. Scholastica)
10+ Penalties	Oct. 5, 2024 (13, vs. Augsburg)
40:00+ of Poss.	Sept. 28, 2024 (40:06, at Bethel)
Less Than 25:00 of Poss.	Sept. 13, 2025 (24:08, vs. Minnesota-Morris)
0 Punts	Sept. 29, 2018 (at Augsburg)
7+ Punts	Sept. 3, 2022 (9, vs. UW-Whitewater)
10+ Punts	Dec. 2, 2000 (10, at Central, Iowa)*
Overtime Game	Sept. 2, 2023 (OT; W, 34-31 vs. Trinity, Texas)
Double-Overtime Game	Nov. 2, 2013 (2OT; L, 20-23 at Gustavus)
Triple-Overtime Game	<i>Never</i>

JOHNNIE PLAYER

Rushing

100+ Yards	Oct. 12, 2024 (128, Caden Wheeler at Carleton)
150+ Yards	Oct. 20, 2018 (159, Henry Trost vs. St. Olaf)
200+ Yards	Oct. 17, 2015 (201, Sam Sura vs. Gustavus)
250+ Yards	Sept. 13, 2014 (281, Sam Sura at UW-Eau Claire)
Quarterback 100+ Yards	Nov. 13, 2021 (103, Chris Backes at Bethel)
30+ Carries	Nov. 7, 2015 (35, Sam Sura at Bethel)
35+ Carries	Nov. 7, 2015 (35, Sam Sura at Bethel)
40+ Carries	Nov. 8, 2014 (40, Sam Sura vs. Bethel)
3+ TD	Nov. 2, 2024 (3, Will Blakey at St. Scholastica)
4+ TD	Oct. 9, 2021 (4, Henry Trost vs. Augsburg)
5+ TD	Oct. 2, 2004 (5, Corey Weber vs. Hamline)
Quarterback 3+ TD	Oct. 25, 2014 (3, Nick Martin vs. Carleton)
Quarterback 4+ TD	Nov. 20, 1976 (5, Jeff Norman vs. Augustana, Ill.)*
Quarterback 5+ TD	Nov. 20, 1976 (5, Jeff Norman vs. Augustana, Ill.)*
50-Yard Run	Oct. 19, 2024 (69, Corey Bohmert at Carleton)
60-Yard Run	Oct. 19, 2024 (69, Corey Bohmert at Carleton)
70-Yard Run	Sept. 23, 2023 (77, Devin Vouk vs. Bethel)
80-Yard Run	Oct. 20, 2018 (80, Henry Trost vs. St. Olaf)
90-Yard Run	Sept. 27, 1980 (91, Pat Stone vs. Hamline)
2 w/100+ Yards	Oct. 20, 2018 vs. St. Olaf (159, Henry Trost; 107, Adam Essler)
2 w/2+ TD Each	Sept. 20 at Hamline (2, Corey Bohmert; 2, Zander Dittbenner)

--continued on p. 35--

Passing

300+ Yards	Dec. 7, 2024 (466, Aaron Syverson vs. Susquehanna, Pa.)*
400+ Yards	Dec. 7, 2024 (466, Aaron Syverson vs. Susquehanna, Pa.)*
30+ Comp.	Dec. 7, 2024 (37, Aaron Syverson vs. Susquehanna, Pa.)*
50-Yard Comp.	Dec. 7, 2024 (89, Aaron Syverson vs. Susquehanna, Pa.)*
60-Yard Comp.	Dec. 7, 2024 (89, Aaron Syverson vs. Susquehanna, Pa.)*
70-Yard Comp.	Dec. 7, 2024 (89, Aaron Syverson vs. Susquehanna, Pa.)*
4+ TD	Dec. 7, 2024 (5, Aaron Syverson vs. Susquehanna, Pa.)*
5+ TD	Dec. 7, 2024 (5, Aaron Syverson vs. Susquehanna, Pa.)*
6+ TD	Nov. 9, 2024 (6, Aaron Syverson vs. St. Olaf)
Non-QB Passing TD	Oct. 27, 2018 (79, Will Gillach at Concordia)

Receiving

150+ Yards	Dec. 7, 2024 (167, Riley Schwellenbach vs. Susquehanna, Pa.)*
200+ Yards	Dec. 7, 2024 (10, Dylan Wheeler vs. Susquehanna, Pa.)*
10+ Receptions	Nov. 30, 2024 (11, Marselio Mendez vs. UW-La Crosse)*
15+ Receptions	Nov. 8, 2003 (15, Blake Elliott vs. Bethel)
3+ TD	Sept. 20, 2025 (3, Dylan Wheeler at Hamline)
4+ TD	Nov. 10, 2018 (4, Will Gillach vs. Thomas More, Ky.)
2 w/100+ Yards	Dec. 7, 2024 vs. Susquehanna, Pa.* (167, Riley Schwellenbach; 113, Marselio Mendez)
3 w/100+ Yards	Nov. 11, 2023 at Concordia (156, Nick VanErp; 101, Alex Larson; 101, Dylan Wheeler)
2 w/2 TD Each	Nov. 16, 2024 vs. Bethel (3, Dylan Wheeler; 2, Marselio Mendez)
2 w/3 TD Each	Nov. 9, 2024 vs. St. Olaf (3, Marselio Mendez; 3, Dylan Wheeler)

Defense

15+ Tackles	Oct. 27, 2018 (15, Nathan Brinker/Max Jackson at Concordia)
2+ Sacks	Oct. 5, 2024 (2.0, Isaac Hetland vs. Augsburg)
3+ Sacks	Oct. 7, 2023 (3.0, Zach Frank vs. Concordia)
Fumble Return TD	Oct. 22, 2022 (35, Metoriah Faoliu vs. Gustavus Adolphus)
2 Fumble Return TD	Sept. 24, 1994 (10 & 24 yards, Brian Kohorst vs. Augsburg)
2 Interceptions	Sept. 28, 2024 (2, Westin Hoyt at Bethel)
3 Interceptions	Sept. 3, 2016 (3, Leonard Gutierrez vs. St. Scholastica)
4 Interceptions	Oct. 18, 2003 (4, Paul Gans vs. Augsburg)
Interception TD	Sept. 13, 2025 (40, Jack St. Fleur vs. Minnesota-Morris)
2 INT TD's, 1 Player	Nov. 20, 1999 (66 & 92, Beau LaBore vs. UW-Stevens Point)*
2 INT TD's, 2 Players	Nov. 14, 2009 vs. Carleton (36, Nate Anderson lateral from Billy Lawrence; 59, Ethan Eid)

Special Teams

Kick Return TD	Nov. 19, 2016 (82, Evan Clark vs. UW-Platteville)*
Allowed Kick Return TD	Oct. 5, 2019 (99, Le'Andre Benion vs. Augsburg)
Punt Return TD	Nov. 3, 2018 (60, Max Jackson vs. Hamline)
2 PR TD's, 1 Player	Oct. 13, 2001 (66 and 46, Blake Elliott vs. Gustavus)
2 PR TD's, 2 Players	Sept. 25, 1993 vs. St. Olaf (77, Tony Lesch; 79, Mark Smith)
Allowed Punt Return TD	Oct. 6, 2007 (75, Andrew Schmiesing vs. St. Olaf)
3 FG	Nov. 10, 2012 (3, Jimmie Mattson at Bethel)
40-Yard FG	Nov. 30, 2024 (41, Conor Murphy vs. UW-La Crosse)*
60-Yard Punt	Sept. 9, 2023 (61, Spencer Ell at UW-Whitewater)
Blocked Extra Point	Nov. 30, 2024 (Charlie King vs. UW-La Crosse)*
Returned PAT for 2 Points	Oct. 18, 2014 (Trevor Warner at Gustavus)
Blocked Field Goal	Sept. 28, 2019 (Collin Franz at Carleton)
Blocked Punt	Nov. 4, 2023 (Joe Rossebo at St. Olaf)
FR TD & PR TD	Oct. 17, 1992 vs. Bethel (31-yard FR & 72-yard PR, John Beutz)
PR TD & INT TD	Dec. 14, 1963 vs. Prairie View A&M, Texas* (41-yard PR, Bob Spinner; 44-yard INT, John McCormick)

OPPONENT

100-Yard Receiver	Dec. 7, 2024 (113, Kyle Howes vs. Susquehanna, Pa.)*
100-Yard Rusher	Dec. 7, 2024 (176, Rahshan La Mons vs. Susquehanna, Pa.)*
300-Yard Passer	Oct. 12, 2024 at Concordia (396, Cooper Mattern)
Blocked Extra Point	Nov. 9, 2024 vs. St. Olaf (Tate Sauerwein)
Returned PAT for 2 Points	Nov. 2, 2019 vs. Concordia (Marshall King)
Blocked Field Goal	Oct. 9, 2021 vs. Augsburg (Lionel Gates)
Blocked Punt	Sept. 14, 2024 vs. Wartburg, Iowa (Tyler Gayer)
Blocked Punt for TD	Oct. 7, 2023 (5, Owen Miller vs. Concordia)
Fumble Return TD	Nov. 26, 2022 (12, Parker Rochford vs. Wartburg, Iowa)*
Interception TD	Sept. 28, 2024 at Bethel (84, Matt Jung)
Scored a Safety	Nov. 16, 2024 (W, 41-33 vs. Bethel)

2025 – SJU'S SCORING DRIVES

Team (Date)	Plays-Yds.	Span	Qtr.	Clock	Down-Dist.	Scoring Play
Minnesota-Morris (9/13/25)	7-67	4:13	1	0:00	2-G	Caden Wheeler 3-yard run (Hansen kick)
Minnesota-Morris	5-65	2:07	2	10:08	1-10	Corey Bohmert 20-yard run (Hansen kick)
Minnesota-Morris	5-61	2:07	2	6:10	1-G	Joey Gendreau 8-yard pass from Trey Feeney (Hansen kick)
Minnesota-Morris	3-68	1:24	3	13:32	2-2	Joey Gendreau 35-yard pass from Zander Dittbenner (Hansen kick)
Minnesota-Morris	3-43	1:31	3	7:53	1-G	Dylan Wheeler 1-yard pass from Trey Feeney (Hansen kick)
Minnesota-Morris	---	---	3	6:52	2-10 (Opp.)	Jack St. Fleur 40-yard interception return (Hansen kick)
Minnesota-Morris	6-63	3:17	3	1:50	2-4	Caden Wheeler 9-yard run (Hansen kick)
at Hamline (9/20/25)	8-75	3:38	1	11:22	3-G	Dylan Wheeler 3-yard pass from Trey Feeney (Hansen kick)
at Hamline	5-75	1:48	1	4:23	1-G	Corey Bohmert 4-yard run (Hansen kick)
at Hamline	5-25	1:40	1	1:11	2-G	Zander Dittbenner 8-yard run (Hansen kick)
at Hamline	6-94	3:21	2	10:01	2-10	Zander Dittbenner 12-yard run (Hansen kick)
at Hamline	1-9	0:08	2	4:03	1-G	Corey Bohmert 9-yard run (Hansen kick)
at Hamline	6-26	1:00	2	1:05	4-7	Matt Hansen 37-yard field goal
at Hamline	3-59	1:23	3	12:05	1-10	Dylan Wheeler 19-yard pass from Zander Dittbenner (Hansen kick)
at Hamline	8-61	4:22	3	6:50	4-1	Dylan Wheeler 3-yard pass from Trey Feeney (Hansen kick)
at Hamline	10-69	5:23	4	6:47	2-6	Cade Berg 20-yard pass from Reece Dawson (Hansen kick)

2025 – SJU'S SCORING DRIVES ALLOWED

Team (Date)	Plays-Yds.	Span	Qtr.	Clock	Down-Dist.	Scoring Play
-------------	------------	------	------	-------	------------	--------------

2025 – GAME-BY-GAME LEADERS

GAME	PASSING	RUSHING	RECEIVING	TACKLES	SACKS
Minnsota-Morris	Trey Feeney (12-13, 141 yds, 2 TD)	Caden Wheeler (8 att, 81 yds, 2 TD)	Joey Gendreau (8 rec, 124 yds, 2 TD)	Aiden McMahon (5-4-9)	Zach Frank (1.5/11)
at Hamline	Trey Feeney (14-20, 215 yds, 2 TD)	Dylan Kirchner (7 att, 43 yds, 0 TD)	Joey Gendreau (9 rec, 137 yds, 0 TD)	P. Goettlicher/A. McMahon (5-1-6)	Grady Minnerath (1.0/17)

CHAMPIONSHIP HISTORY

37

22

21

18

6

6

SJU



BU




MIAC CHAMPIONSHIPS

Despite missing the first season of MIAC football in 1920, Saint John's leads all member schools with 37 conference championships, won or shared, in 102 MIAC seasons. That's more than one title every three seasons, over 10 decades.



NATIONAL CHAMPIONSHIPS: 1963, 1965, 1976, 2003



A WINNING TRADITION











WINNINGEST PROGRAM IN NCAA DIVISION III HISTORY

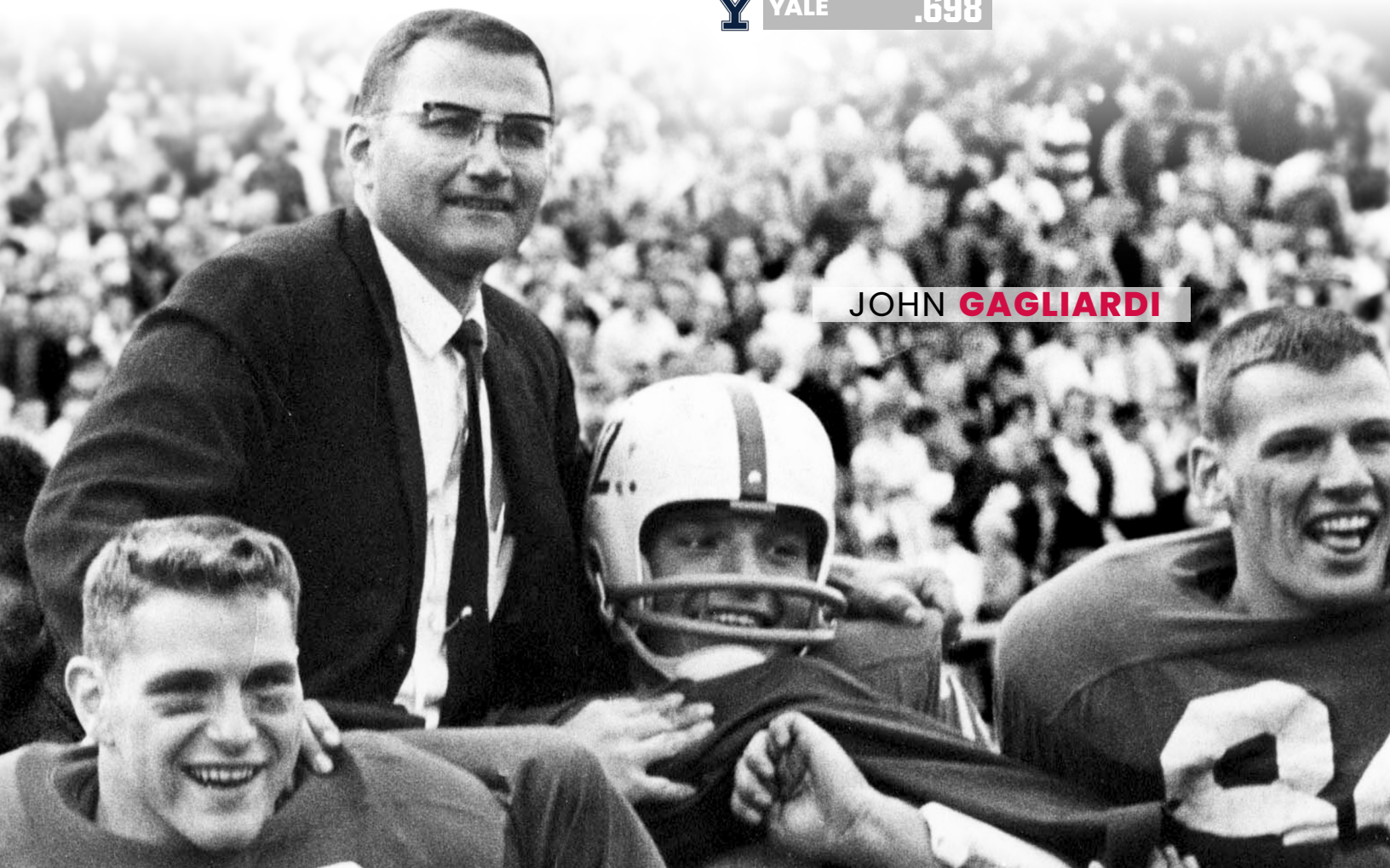
Saint John's enters the 2025 season with a .723 winning percentage, which leads all NCAA Division III institutions. The mark is tied with Oklahoma for fifth in all of college football, behind household names like Ohio State (.736), Michigan (.733), Alabama (.733) and Notre Dame (.732). That's good company.

**Entering the 2025 season*



JOE **BENDA**

	OHIO STATE	.736
	MICHIGAN	.733
	ALABAMA	.733
	NOTRE DAME	.732
	SAINT JOHN'S	.723
	OKLAHOMA	.723
	LINFIELD	.705
	TEXAS	.705
	WHITEWATER	.703
	YALE	.698



JOHN **GAGLIARDI**

A LEGACY OF EXCELLENCE

BLAKE
ELLIOTT



Since **Edward Callanan** was named an All-American in 1938, Saint John's football has had 153 more selections, beginning a tradition of All-American excellence on the field. Guard **Chuck Froehle** was the first-repeat and first three-time selection in program history (1954, 1955 and 1956). He is one of 29 players to earn more than one All-America award. SJU has had more than one All-American in 40 seasons and 24 seasons with three selections or more.



CAM McCAMBRIDGE



AARON SYVERSON



RAVI ALSTON



BOBBY FISCHER



ALEX
LARSON

LEADING THE MIAC IN ALL-AMERICANS


SJU's 154 All-America selections are the most by any MIAC school by nearly four times over. All other current MIAC institutions have had a combined 179 All-Americans. Four schools – Carleton, Concordia, Gustavus Adolphus and Hamline – earned over half of their All-America awards before the 2000 season.

Eleven Johnnies have earned 14 All-America honors since 2021, including five in the 2024 season. Three All-Americans (defensive lineman **Zach Frank**, tight end **Joey Gendreau** and wide receiver **Dylan Wheeler**) return for their senior season in 2025. No other team in the conference returned a 2024 All-American.

Five of the current coaches on the SJU staff were named All-Americans during their tenure as Saint John's players: **Brandon Novak**, **Damien Dumonceaux**, **Josh Bungum**, **Ben Eli** and **Max Jackson**. Novak (1998 and 1999) and Jackson (2017 and 2018) were both multi-year selections in their careers, and were also multi-sport athletes (wrestling and baseball).

SJU

154



SINCE 2000

SJU

70

BU

32



15



13



9



6



5

Saint John's football has had a total of 70 All-Americans since 2000 - nearly more than every other MIAC school combined. Of those 70 All-Americans, 14 earned more than one selection to an All-America team, while five were three-time honorees: **Blake Elliott** '03 (2001, 2002, 2003), **Dan Greenheck** '20 (2017, 2018, 2019), **Jeremy Hood** '04 (2001, 2002, 2003), **Alex Larson** '23 (2021, 2022, 2023) and **Cam McCambridge** '03 (2001, 2002, 2003). SJU has had an All-American in 22 of the last 25 years, missing just two competitive seasons: 2013 and 2008 (not including the cancelled 2020 season). More than one Johnnie has been named an All-American in 19 of those 22 seasons, with a program-record seven selections in 2019.



SAM SURA



JEREMY HOOD

70 ALL-AMERICANS SINCE 2000

30 MULTI-TIME ALL-AMERICANS

10 YEAR STREAK OF ALL-AMERICANS



MAX JACKSON

70 ALL-AMERICANS IN 25 YEARS

PLAYER	POSITION	YEAR	PLAYER	POSITION	YEAR
Nate Kirschner	Tight End	2000	Josh Bungum	Returner	2015
Beau LaBore	Linebacker	2000	Carter Hanson	Linebacker	2015
Tom Linnemann	Quarterback	2000	Sam Sura	Running Back	2015
Chris Moore	Running Back	2000	Peyton Thiry	Defensive Line	2015
Chris Salvato	Offensive Line	2000	Ben Eli	Offensive Line	2016
Alex Wesley	Defensive Line	2000	Carter Hanson	Linebacker	2016
Ryan Danielson	Defensive End	2001	Dan Greenheck	Offensive Line	2017
Blake Elliott	Wide Receiver	2001	Max Jackson	Defensive Back	2017
Jeremy Hood	Defensive End	2001	Tommy Auger	Tight End	2018
Cam McCambridge	Linebacker	2001	Nathan Brinker	Defensive Line	2018
Blake Elliott	Wide Receiver	2002	Jackson Erdmann	Quarterback	2018
Jeremy Hood	Defensive End	2002	Will Gillach	Wide Receiver	2018
Dan Kosel	Offensive Line	2002	Dan Greenheck	Offensive Line	2018
Cam McCambridge	Linebacker	2002	Max Jackson	Defensive Back	2018
Jason Pflipsen	Defensive Back	2002	Ravi Alston	Wide Receiver	2019
Justin Cass	Offensive Line	2003	Ben Barch	Offensive Line	2019
Blake Elliott	Wide Receiver	2003	Jackson Erdmann	Quarterback	2019
Jeremy Hood	Defensive End	2003	Dan Greenheck	Offensive Line	2019
Cam McCambridge	Linebacker	2003	Chris Harris	Defensive Back	2019
Ryan Weinandt	Defensive Line	2003	Danny Pietruszewski	Linebacker	2019
Jason Good	Defensive Line	2004	J.W. Windsor	Defensive Line	2019
Damien Dumonceaux	Defensive Line	2005	Ravi Alston	Wide Receiver	2021
Matt Nelson	Offensive Line	2005	Alex Larson	Tight End	2021
Nick Gunderson	Defensive Line	2006	Nick Neumann	Offensive Line	2021
Kevin McNamara	Defensive Line	2006	Michael Wozniak	Defensive Line	2021
Nick Gunderson	Defensive Line	2007	Metorah Faoliu	Defensive Line	2022
Andrew Salvato	Offensive Line	2007	Alex Larson	Tight End	2022
Kyle Schroeder	Defensive Line	2009	Michael Wozniak	Defensive Line	2022
Ryan Wimmer	Linebacker	2009	Joe Jaeger	Offensive Line	2023
Kyle Schroeder	Defensive Line	2010	Alex Larson	Tight End	2023
Bobby Fischer	Defensive Back	2011	Zach Frank	Offensive Line	2024
Bobby Fischer	Defensive Back	2012	Joey Gendreau	Tight End	2024
Jimmie Mattson	Kicker	2012	Nick McKenzie	Offensive Line	2024
Ross Carlson	Offensive Line	2014	Aaron Syverson	Quarterback	2024
Sam Sura	Running Back	2014	Dylan Wheeler	Wide Receiver	2024

TOP OF THE LINE



OL
BEN BARTCH

DL
DAMIEN DUMONCEAUX

OL
DAN GREENHECK

DL
NICK GUNDERSON

DL
ZACH FRANK


SJU ALL-AMERICA LINEMEN

PLAYER	POSITION	YEAR
Roger Ludwig	Offensive Tackle	1958
Sev Youso	Offensive Tackle	1958
Felix Mannella	Offensive Guard	1959
Bob Gavin	Offensive Guard	1961
Fred Philipson	Offensive Tackle	1961
Bob Stolz	Offensive Tackle	1961
John McDowell	Offensive Tackle	1962
Tom McIntyre	Offensive Tackle	1962
Bill Wagner	Center	1962
Dave Honer	Offensive Guard	1963
John McDowell	Defensive Tackle	1963
Michael Collins	Def./Off. Tackle	1964
Fred Cremer	Offensive Tackle	1964
Jack Hickey	Center	1964
Michael Collins	Def./Off. Tackle	1965
Fred Cremer	Offensive Tackle	1965
Fred Cremer	Offensive Tackle	1966
Lyle Mathiasen	Offensive Line	1973
Ernie England	Defensive Line	1978
Ernie England	Defensive Line	1979
John Sowada	Offensive Line	1982
Jeff Chalmers	Offensive Line	1983
Steve O'Toole	Defensive Line	1991
Burt Chamberlin	Offensive Line	1992
Burt Chamberlin	Offensive Line	1993
Jim Wagner	Defensive Line	1993
Brian Kohorst	Defensive Line	1994
Jim Wagner	Defensive Line	1994
Jesse Redepenning	Offensive Line	1995
Jesse Redepenning	Offensive Line	1996
Matt Griffith	Defensive Line	1997

PLAYER	POSITION	YEAR
Joe Kaczrowski	Defensive Line	1998
Chris Salvato	Offensive Line	2000
Alex Wesley	Defensive Line	2000
Dan Kosel	Offensive Line	2002
Justin Cass	Offensive Line	2003
Ryan Weinandt	Defensive Line	2003
Jason Good	Defensive Line	2004
Damien Dumonceaux	Defensive Line	2005
Matt Nelson	Offensive Line	2005
Nick Gunderson	Defensive Line	2006
Kevin McNamara	Defensive Line	2006
Nick Gunderson	Defensive Line	2007
Andrew Salvato	Offensive Line	2007
Kyle Schroeder	Defensive Line	2009
Kyle Schroeder	Defensive Line	2010
Ross Carlson	Offensive Line	2014
Peyton Thiry	Defensive Line	2015
Ben Eli	Offensive Line	2016
Dan Greenheck	Offensive Line	2017
Nathan Brinker	Defensive Line	2018
Dan Greenheck	Offensive Line	2018
Ben Bartch	Offensive Line	2019
Dan Greenheck	Offensive Line	2019
J.W. Windsor	Defensive Line	2019
Nick Neumann	Offensive Line	2021
Michael Wozniak	Defensive Line	2021
Metorah Faoliu	Defensive Line	2022
Michael Wozniak	Defensive Line	2022
Joe Jaeger	Offensive Line	2023
Zach Frank	Offensive Line	2024
Nick McKenzie	Offensive Line	2024

65

ALL-AMERICAN LINEMEN



JIM WAGNER

LINEMAN U



SJU has produced a long line of success across the offensive and defensive lines, with a total of 65 All-America honors among 53 student-athletes. That number is more than any other MIAC program's total All-Americans. In comparison, Bethel has 41 All-Americans, all-time. The Johnnies have had an All-American on the offensive line in seven of the last eight seasons and on the defensive line in five of the last six.

THE GAGLIARDI TROPHY

PRESENTED ANNUALLY TO THE OUTSTANDING FOOTBALL PLAYER IN NCAA DIVISION III FOOTBALL BY THE J-CLUB OF SAINT JOHN'S UNIVERSITY.

The Gagliardi Trophy is presented by Stearns Bank to the most outstanding football player in NCAA Division III and has been given annually since 1993. It recognizes excellence in athletics, academics and community service. The award is named after **John Gagliardi**, Saint John's legendary Hall of Fame head football coach who passed away at the age of 91 in 2018.

John retired in 2012 with 489 career victories, the most in college football history. Stearns Bank's long-time CEO Norm Skalicky and Gagliardi were good friends and admirers of one another. Both became legends in their respective fields - not just because of their success, but because of how they looked uniquely upon their work.



CHRIS PALMER

Nominations are submitted by colleges across the country, and the semifinalists are selected by the J-Club Board of Directors. The Gagliardi Trophy national-selection committee (voters) is comprised of 18 Division III coaches (three from each NCAA Region), six Division III administrators (one from each region), 12 regional notable voters (two from each region) and six national voters with Division III backgrounds. No J-Club members vote as part of the national-selection committee.

Since its inception, SJU has had 17 finalists - the second-most of any Division III institution. Saint John's has had four athletes win the trophy named after their program's long-time head coach: wide receiver **Chris Palmer** (1995), wide receiver/returner **Blake Elliott** (2003), linebacker **Carter Hanson** (2016) and quarterback **Jackson Erdmann** (2018).



CARTER HANSON



BLAKE ELLIOTT



JACKSON ERDMANN

GAGLIARDI TROPHY FINALISTS

PLAYER	POSITION	YEAR
Willie Seiler	Quarterback	1993
Matt Malmberg	Running Back	1994
Chris Palmer*	Wide Receiver	1995
Kurt Ramler	Quarterback	1996
Tom Linnemann	Quarterback	2000
Blake Elliott	Wide Receiver/Return	2002
Blake Elliott*	Wide Receiver/Return	2003
Damien Dumonceaux	Defensive Tackle	2005
Alex Kofoed	Quarterback	2007
Sam Sura	Running Back	2014
Sam Sura	Running Back	2015
Carter Hanson*	Linebacker	2016
Jackson Erdmann*	Quarterback	2018
Jackson Erdmann	Quarterback	2019
Michael Wozniak	Defensive Line	2022
Aaron Syverson	Quarterback	2023
Aaron Syverson	Quarterback	2024

**denotes winner*





GAME ONE



49



0

SATURDAY, SEPT. 13, 2025 | BLAKE ELLIOTT DAY
COLLEGEVILLE, MINN. | CLEMENS STADIUM



GAME 1: SAINT JOHN'S 49, MINNESOTA-MORRIS 0

Saturday, Sept. 13 | Blake Elliott Day
Collegeville, Minn. | Clemens Stadium | Attendance:



	1st	2nd	3rd	4th	Final
Minnesota-Morris (0-2)	0	0	0	0	0
Saint John's (2-0)	7	14	28	0	0

SCORING SUMMARY

QTR	TIME	TEAM		DRIVE	UMM	SJU
1st	00:00	SJU	Caden Wheeler 3 yd run (Matt Hansen kick),	7 plays, 67 yards, TOP 4:13	0	7
2nd	10:08	SJU	Corey Bohmert 20 yd run (Matt Hansen kick),	5 plays, 65 yards, TOP 2:07	0	14
2nd	06:10	SJU	Joey Gendreau 8 yd pass from Trey Feeney (Matt Hansen kick)	5 plays, 61 yards, TOP 2:07	0	21
3rd	13:32	SJU	Joey Gendreau 35 yd pass from Z. Dittbenner (Matt Hansen kick)	3 plays, 68 yards, TOP 1:24	0	28
3rd	07:53	SJU	Dylan Wheeler 1 yd pass from Trey Feeney (Matt Hansen kick)	3 plays, 43 yards, TOP 1:31	0	35
3rd	06:52	SJU	Jack St. Fleur 40 yd interception (Matt Hansen kick)		0	42
3rd	01:50	SJU	Caden Wheeler 9 yd run (Matt Hansen kick),	6 plays, 63 yards, TOP 3:17	0	49

TEAM STATISTICS

	UMM	SJU
FIRST DOWNS	9	23
Rushing	5	10
Passing	3	13
Penalty	1	0
NET YARDS RUSHING	79	197
Rushing Attempts	40	24
Average Per Rush	2.0	8.2
Rushing Touchdowns	0	3
Yards Gained Rushing	118	210
Yards Lost Rushing	39	13
NET YARDS PASSING	45	291
Completions-Attempts-Int	8-16-1	20-24-1
Average Per Attempt	2.8	12.1
Average Per Completion	5.6	14.6
Passing Touchdowns	0	3
TOTAL OFFENSE YARDS	124	488
Total offense plays	56	48
Average Gain Per Play	2.2	10.2
Fumbles: Number-Lost	3-1	3-2
Penalties: Number-Yards	0-0	3-25
PUNTS-YARDS	7-272	1-39
Average Yards Per Punt	38.9	39.0
Net Yards Per Punt	35.3	39.0
Inside 20	1	1
50+ Yards	1	0
Touchbacks	0	0
Fair catch	1	0
KICKOFFS-YARDS	1-50	8-465
Average Yards Per Kickoff	50.0	58.1
Net Yards Per Kickoff	33.0	41.6
Touchbacks	0	0
Fair Catch Yards	0	0
Punt returns: Number-Yards-TD	0-0-0	4-25-0
Average Per Return	0.0	6.2
Kickoff returns: Number-Yds-TD	8-132-0	1-17-0
Average Per Return	16.5	17.0
Interceptions: Number-Yds-TD	1-0-0	1-40-1
Fumble Returns: Number-Yds-TD	0-0-0	0-0-0
Miscellaneous Yards	0	0
Possession Time	35:52	24:08
1st Quarter	7:16	7:44
2nd Quarter	8:13	6:47
3rd Quarter	8:44	6:16
4th Quarter	11:39	3:21
Third-Down Conversions	5 of 15	0 of 1
Fourth-Down Conversions	0 of 2	0 of 0
Red-Zone Scores-Chances	0-2	5-6
Touchdowns	0-2	5-6
Field goals	0-2	0-6
Sacks By: Number-Yards	1-7	3-16
PAT Kicks	0-0	7-7
Field Goals	0-0	0-0
Points off turnovers	0	14

PASSING STATS

	CMP-ATT-INT	YDS	TD	LONG	SACK
Trey Feeney	12-13-0	141	2	30	0
Zander Dittbenner	7-10-1	138	1	35	1
Lucas Jansky	1-1-0	12	0	12	0
TOTALS	20-24-1	291	3	35	1

RUSHING STATS

	NO.	GAIN	LOSS	NET	TD	LONG	AVG.
Caden Wheeler	8	83	2	81	2	25	10.1
Corey Bohmert	5	73	0	73	1	29	14.6
Dylan Kirchner	3	22	4	18	0	14	6.0
Wyatt McCabe	1	8	0	8	0	8	8.0
Logan Eisele	2	8	0	8	0	6	4.0
Zander Dittbenner	4	13	7	6	0	6	1.5
Lucas Jansky	1	3	0	3	0	3	3.0
TOTALS	24	210	13	197	3	29	8.2

RECEIVING STATS

	NO.	YDS	TD	LONG
Joey Gendreau	8	124	2	35
Caden Wheeler	3	44	0	17
Dylan Wheeler	3	29	1	24
Riley Schwellenbach	2	62	0	32
Farris Amegankpoe	1	12	0	12
Thomas Jacobs	1	8	0	8
Owen Amrhein	1	6	0	6
Dylan Kirchner	1	6	0	6
TOTALS	20	291	3	35

DEFENSE STATS

	SOLO	AST	TOT	TFL/YDS	SK/YDS	FF	FR/YDS	INT	BR	BLK	QBH
Aiden McMahon	5	4	9	1.0/1	-/-	1	1/-	-	1	-	-
Jack St. Fleur	4	1	5	-/-	-/-	-	-/-	1-40	-	-	-
Landon Danner	2	3	5	1.0/2	0.5/1	-	-/-	-	-	-	-
Evan Wahlin	2	3	5	1.0/3	-/-	-	-/-	-	-	-	-
Grady Minnerath	1	4	5	1.0/-	0.5/-	-	-/-	-	-	-	-
Peyton Goettlicher	1	3	4	0.5/1	-/-	-	-/-	-	-	-	-
Melvin Wallace	1	3	4	1.0/3	-/-	-	-/-	-	-	-	-
Jack Krza	2	2	4	-/-	-/-	-	-/-	-	-	-	-
Chandler Obering	1	2	3	1.5/4	-/-	1	-/-	-	-	-	-
Cole Engen	1	2	3	0.5/4	0.5/4	-	-/-	-	-	-	-
Zach Frank	1	2	3	1.5/11	1.5/11	-	-/-	-	-	-	1
Jawahn Cockfield	-	3	3	1.0/1	-/-	-	-/-	-	-	-	-
Mark Rogalski	-	2	2	-/-	-/-	-	-/-	-	-	-	-
Vincent Pyne	2	-	2	-/-	-/-	-	-/-	-	1	-	-
Adam Schavey	2	-	2	-/-	-/-	-	-/-	-	-	-	-
Zachariah Hunter	1	1	2	-/-	-/-	-	-/-	-	-	-	-
Aaron Baisley	1	1	2	-/-	-/-	-	-/-	-	-	-	-
Hudson Poole	2	-	2	-/-	-/-	-	-/-	-	-	-	-
John Karkula	-	1	1	-/-	-/-	-	-/-	-	-	-	-
Nolan Dumonceaux	1	-	1	-/-	-/-	-	-/-	-	-	-	-
Will Peroutka	1	-	1	-/-	-/-	-	-/-	-	1	-	-
Joey Moberg	-	1	1	-/-	-/-	-	-/-	-	-	-	-
Isaac Potter	-	1	1	-/-	-/-	-	-/-	-	-	-	-
Alex Harren	1	-	1	-/-	-/-	-	-/-	-	-	-	-
Charlie Ryks	-	1	1	-/-	-/-	-	-/-	-	-	-	-
Tyler Smith	1	-	1	-/-	-/-	-	-/-	-	-	-	-
Eric Jurek	-	1	1	-/-	-/-	-	-/-	-	-	-	-
Riley DeRosier	-	1	1	-/-	-/-	-	-/-	-	-	-	-



GAME TWO



59



0

SATURDAY, SEPT. 20, 2025
ST. PAUL, MINN. | KLAS FIELD



GAME 2: SAINT JOHN'S 59, HAMLINE 0

Saturday, Sept. 20

St. Paul, Minn. | Klas Field | Attendance: 450



	1st	2nd	3rd	4th	Final
Saint John's (2-0, 1-0 MIAC)	21	17	14	7	59
Hamline (1-1, 0-1 MIAC)	0	0	0	0	0

SCORING SUMMARY

QTR	TIME	TEAM		DRIVE	HAM	SJU
1st	11:22	SJU	Dylan Wheeler 3 yd pass from Trey Feeney (Matt Hansen kick)	8 plays, 75 yards, TOP 3:38	7	0
1st	04:23	SJU	Corey Bohmert 4 yd run (Matt Hansen kick),	5 plays, 75 yards, TOP 1:48	14	0
1st	01:11	SJU	Z. Dittbenner 8 yd run (Matt Hansen kick),	5 plays, 25 yards, TOP 1:40	21	0
2nd	10:01	SJU	Z. Dittbenner 12 yd run (Matt Hansen kick),	6 plays, 94 yards, TOP 3:21	28	0
2nd	04:03	SJU	Corey Bohmert 9 yd run (Matt Hansen kick),	1 plays, 9 yards, TOP 0:08	35	0
2nd	01:05	SJU	Matt Hansen 37 yd field goal	6 plays, 26 yards, TOP 1:00	38	0
3rd	12:05	SJU	Dylan Wheeler 19 yd pass from Z. Dittbenner (Matt Hansen kick)	3 plays, 59 yards, TOP 1:23	45	0
3rd	06:50	SJU	Dylan Wheeler 3 yd pass from Trey Feeney (Matt Hansen kick)	8 plays, 61 yards, TOP 4:22	52	0
4th	06:47	SJU	Cade Berg 20 yd pass from Reece Dawson (Matt Hansen kick)	10 plays, 69 yards, TOP 5:23	59	0

TEAM STATISTICS

	SJU	HAM
FIRST DOWNS	30	9
Rushing	9	2
Passing	20	6
Penalty	1	1
NET YARDS RUSHING	177	28
Rushing Attempts	36	23
Average Per Rush	4.9	1.2
Rushing Touchdowns	4	0
Yards Gained Rushing	186	63
Yards Lost Rushing	9	35
NET YARDS PASSING	441	170
Completions-Attempts-Int	26-38-0	15-27-3
Average Per Attempt	11.6	6.3
Average Per Completion	17.0	11.3
Passing Touchdowns	4	0
TOTAL OFFENSE YARDS	618	198
Total offense plays	74	50
Average Gain Per Play	8.4	4.0
Fumbles: Number-Lost	0-0	2-0
Penalties: Number-Yards	2-25	6-34
PUNTS-YARDS	2-75	9-287
Average Yards Per Punt	37.5	31.9
Net Yards Per Punt	35.5	29.7
Inside 20	1	2
50+ Yards	0	1
Touchbacks	0	1
Fair catch	1	7
KICKOFFS-YARDS	10-510	1-65
Average Yards Per Kickoff	51.0	65.0
Net Yards Per Kickoff	43.5	40.0
Touchbacks	1	1
Fair Catch Yards	64	0
Punt returns: Number-Yards-TD	0-0-0	1-4-0
Average Per Return	0.0	4.0
Kickoff returns: Number-Yds-TD	0-0-0	3-50-0
Average Per Return	0.0	16.7
Interceptions: Number-Yds-TD	3-55-0	0-0-0
Fumble Returns: Number-Yds-TD	0-0-0	0-0-0
Miscellaneous Yards	0	0
Possession Time	33:34	26:26
1st Quarter	7:06	7:54
2nd Quarter	6:25	8:35
3rd Quarter	9:31	5:29
4th Quarter	10:32	4:28
Third-Down Conversions	3 of 9	1 of 11
Fourth-Down Conversions	2 of 3	0 of 0
Red-Zone Scores-Chances	9-10	0-1
Touchdowns	8-10	0-1
Field goals	1-10	0-1
Sacks By: Number-Yards	3-26	0-0
PAT Kicks	8-8	0-0
Field Goals	1-1	0-0
Points off turnovers	7	0

PASSING STATS

	CMP-ATT-INT	YDS	TD	LONG	SACK
Trey Feeney	14-20-0	215	2	29	0
Zander Dittbenner	8-12-0	160	1	53	0
Lucas Jansky	3-5-0	46	0	29	0
Reece Dawson	1-1-0	20	1	20	0
TOTALS	26-38-0	441	4	53	0

RUSHING STATS

	NO.	GAIN	LOSS	NET	TD	LONG	AVG.
Dylan Kirchner	7	43	0	43	0	9	6.1
Corey Bohmert	7	40	0	40	2	11	5.7
Zander Dittbenner	5	35	3	32	2	12	6.4
Tyler Hoheisel	3	25	0	25	0	14	8.3
Maverick Harper	2	14	0	14	0	11	7.0
Trey Feeney	1	12	0	12	0	12	12.0
Logan Eisele	4	5	0	5	0	2	1.2
Lucas Jansky	2	4	0	4	0	2	2.0
Wyatt McCabe	3	8	4	4	0	5	1.3
TEAM	2	0	2	-2	0	0	-1.0
TOTALS	36	186	9	177	4	14	4.9

RECEIVING STATS

	NO.	YDS	TD	LONG
Joey Gendreau	9	137	0	24
Dylan Wheeler	6	79	3	29
Riley Schwellenbach	5	140	0	53
Sam Nolan	1	29	0	29
Cade Berg	1	20	1	20
Andrew Harren	1	10	0	10
Thomas Jacobs	1	9	0	9
Dylan Kirchner	1	9	0	9
Joey Moberg	1	8	0	8
TOTALS	26	441	4	53

DEFENSE STATS

	SOLO	AST	TOT	TFL/YDS	SK/YDS	FF	FR/YDS	INT	BR	BLK	QBH
Aiden McMahon	5	1	6	-/-	-/-	-	-/-	-	-	-	-
Peyton Goettlicher	5	1	6	1.0/3	-/-	1	-/-	-	-	-	-
Landon Danner	2	2	4	-/-	-/-	-	-/-	-	-	-	-
Jawahn Cockfield	3	1	4	-/-	-/-	-	-/-	-	-	-	1
Riley DeRosier	-	3	3	-/-	-/-	-	-/-	-	-	-	-
Zach Frank	3	-	3	3.0/10	1.0/4	-	-/-	-	-	-	-
Mark Rogalski	1	1	2	-/-	-/-	-	-/-	1-0	-	-	-
Vincent Pyne	1	1	2	-/-	-/-	-	-/-	-	-	-	-
Zachariah Hunter	-	2	2	-/-	-/-	-	-/-	-	-	-	-
Westin Hoyt	2	-	2	-/-	-/-	-	-/-	1-45	-	-	-
Alex Harren	-	2	2	-/-	-/-	-	-/-	-	-	-	-
Charlie Ryks	-	2	2	0.5/1	-/-	-	-/-	-	-	-	-
Jack Krza	1	1	2	-/-	-/-	-	-/-	-	-	-	-
Tommy Gilmore	2	-	2	1.0/5	1.0/5	-	-/-	-	-	-	-
Jack St. Fleur	-	1	1	-/-	-/-	-	-/-	-	-	-	-
Adam Schavey	-	1	1	-/-	-/-	-	-/-	-	-	-	1
Blake Simonson	-	1	1	-/-	-/-	-	-/-	-	1	-	-
Will Peroutka	1	-	1	-/-	-/-	-	-/-	-	2	-	-
Isaac Potter	-	1	1	0.5/2	-/-	-	-/-	-	-	-	-
Matt Hansen	1	-	1	-/-	-/-	-	-/-	-	-	-	-
Hudson Poole	1	-	1	-/-	-/-	-	-/-	-	-	-	-
Logan Eisele	1	-	1	-/-	-/-	-	-/-	-	-	-	-
J.P. Weber	-	1	1	-/-	-/-	-	-/-	-	-	-	-
Jayden Leach	1	-	1	-/-	-/-	-	-/-	-	-	-	-
Grady Minnerath	1	-	1	1.0/17	1.0/17	-	-/-	-	-	-	-
Chandler Obering	1	-	1	-/-	-/-	-	-/-	-	-	-	-
Nolan Dumonceaux	-	-	-	-/-	-/-	-	-/-	1-10	-	-	-