

Johnnie

2025 OFFICIAL FOOTBALL GAME INFORMATION

NO. 4/5 SAINT JOHN'S
(1-0, 0-0 MIAC)

AT

HAMLIN
(1-0, 0-0 MIAC)



1 p.m.
SATURDAY, SEPT. 20, 2025
ST. PAUL, MINN.
KLAS FIELD



Nickname: Johnnies

Location: Collegeville, Minn.

Founded: 1857

Enrollment: 1,528

School Colors: Cardinal and Blue

Conference: Minnesota Intercollegiate Athletic (MIAC)

President: Dr. Brian Bruess

Athletic Director: Dan O'Brien

Home Field (Capacity): Clemens Stadium (8,500)

Head Coach: Gary Fasching '81

SJU Record: 111-20 (13th season)

Overall Record: 111-20 (13th season)

Record vs. Hamline: 7-0

Nickname: Pipers

Location: St. Paul, Minn.

Founded: 1854

Enrollment: 1, 783

School Colors: Burgandy and Gray

Conference: Minnesota Intercollegiate Athletic (MIAC)

President: Dr. Mayme Hostetter

Athletic Director: Alex Focke

Home Field (Capacity): Klas Field (2,000)

Head Coach: Chip Taylor

Hamline Record: 23-58 (Ninth season)

Overall Record: 23-58 (Ninth season)

Record vs. Saint John's: 0-4

2025 STATISTICAL COMPARISONS

Hamline		Saint John's
(NCAA/MIAC)		(NCAA/MIAC)
28.0 (96th/5th)	Scoring Offense	49.0 (11th/2nd)
21.0 (93rd/6th)	Scoring Defense	0.0 (1st/1st)
341.0 (110th/5th)	Total Offense	488.0 (27th/3rd)
414.0 (186th/9th)	Total Defense	124.0 (3rd/2nd)
23:29	Avg. Time of Possession	24:08
PASSING		
282.0 (39th/4th)	Passing Offense	291.0 (35th/2nd)
164.0 (83rd/8th)	Passing Defense	45.0 (1st/1st)
3	Passing TD's	3
1	Passing TD's Allowed	0
166.4 (38th/2nd)	Pass Efficiency	218.1 (6th/1st)
109.9 (71st/6th)	Pass-Efficiency Defense	61.1 (7th/2nd)
RUSHING		
59.0 (199th/9th)	Rushing Offense	197.0 (48th/3rd)
250.0 (219th/9th)	Rushing Defense	79.0 (59th/5th)
1	Rushing TD's	3
2	Rushing TD's Allowed	0
DEFENSE		
2	Sacks (Total)	3
2	Tackles For Loss (Total)	10
SPECIAL TEAMS		
4 (23.0)	Punts (Avg.)	1 (39.0)
2 (20.0)	Kick Returns (Avg.)	1 (17.0)
0 (0.0)	Punt Returns (Avg.)	4 (6.2)
37.0	Kickoff Coverage (Net Avg.)	41.6
TURNOVERS		
-1 (4/5)	Turnover Margin	-1 (2/3)
1	Interceptions	1
2	Interceptions Thrown	1
3	Fumbles Gained (Defensive)	1
3	Fumbles Lost	2
MISCELLANEOUS		
66.7% (2-3)	Red-Zone Offense	83.3% (5-6)
75.0% (3-4)	Red-Zone Defense	0.0% (0-2)
30.0% (3-10)	3rd-Down Offense	0.0% (0-1)
38.5% (5-13)	3rd-Down Defense	33.3% (5-15)
313 (1 game)	Avg. Home Attendance	8,759 (1 game)

WATCH



STREAM:
MIAC Sports
Network

LISTEN



RADIO: 660
WBHR 95.7

FOLLOW



@johnnieathletics and
@saintjohnsfootball



@Saint John's University
(Minn.) Athletics



@SJUJohnnies and
@SJUFootball

SATURDAY'S MIAC OPENER

Saint John's (1-0) outgained Minnesota-Morris 488-124 in total yards and led 21-0 at the break en route to a 49-0 shutout last Saturday (Sept. 13) in the Johnnies' season opener in Collegeville. Three quarterbacks combined to go 20 of 24 passing for 291 yards and three touchdowns. Junior **Trey Feeney** finished 12 of 13 passing for 141 yards and two touchdowns, while senior **Zander Dittbenner** was seven of 10 for 138 yards and a score. Senior tight end **Joey Gendreau** led the air attack with eight catches for 124 yards and two touchdowns. Hamline (1-0), meanwhile, opened the season with a 28-21 win over Crown on Sept. 6. The Pipers allowed 414 yards of offense while totaling 341, 282 of which were in the air from freshman quarterback Zayden Stevens. Defensively, Hamline forced four turnovers (one interception and three fumbles) and held Crown scoreless in the second half until the Polars' last play of the game – an eight-yard touchdown rush as time expired.

THE MIAC SPORTS NETWORK

The MIAC launched the MIAC Sports Network powered by Hudl in August 2023. The MIAC Sports Network is the official streaming home of all MIAC events and championships. The end-to-end digital streaming service is now available on the web (<https://miacsportsnetwork.com/>) along with streaming apps for television and mobile devices, including Android TV, Apple TV, Amazon Fire, Roku (TV), iOS, Android (mobile), and Amazon Fire Tablet. The app can be found and installed free of charge by searching for the "MIAC Sports Network."

THE JOHNNIE RADIO NETWORK

Saturday's game can be heard live on WBHR-660 AM across central Minnesota and KDIZ-1570 AM in the Twin Cities. Mark Lewandowski, Bryan Backes and Mike Carr will call all the action, beginning with Johnnies Magazine at 11 a.m. and the pre-game show at 11:30 a.m. The game will also be broadcast on the SJU football website via 660wbhr.com. This is the 28th season SJU football can be heard worldwide over the internet.

-Football Weekly at 7 p.m. Thursday, Sept. 18: head coach **Gary Fasching** '81, defensive coordinator **Brandon Novak** '01 and senior wide receiver **Dylan Wheeler** (St. Paul, Minn./Mounds View).

-Johnnies Magazine at 11 a.m. Saturday, Sept. 20: SJU head golf coach **Chris Howe** '99 and SJU head cross country coach **Maxwell Kuzara** '17.

DOWNLOAD THE GO JOHNNIES APP

In August 2021, the Saint John's athletic department launched the Go Johnnies App, which is compatible with both iOS and Android devices. To download the app, visit the Apple App Store or Google Play, or search "Go Johnnies" in your device's app store. The app provides Johnnie fans easy access to features that include customizable push notifications for each of SJU's 11 varsity sports. The Go Johnnies App is presented by Kensington Bank and is a collaboration between SJU's athletic media relations and sports marketing departments, and From Now On, a fan-engagement software and analytics company (FanX).

LAST WEEK'S LEADERS



#1 TREY FEENEY

Completions/Attempts	12/13
Yards	141
Touchdowns	2
Long	30



#27 CADEN WHEELER

Attempts	8
Yards	81
Touchdowns	2
Long	25



#0 JOEY GENDREAU

Receptions	8
Yards	124
Touchdowns	2
Long	35



#23 AIDEN McMAHON

Total Tackles	9.0
TFL/Yards	1.0/1
Sacks/Yards	0.0/0
Interceptions/Yards	0/0

THIS WEEK IN JOHNNIE ATHLETICS

SUN.	SEPT. 14	MON.	SEPT. 15	WED.	SEPT. 17	SAT.	SEPT. 20
GOLF 3rd at UW-Eau Claire Invitational Eau Claire, Wis. - Eau Claire C.C.		GOLF 3rd at UW-Eau Claire Invitational Eau Claire, Wis. - Eau Claire C.C. SOCCER W, 2-1 at UW-River Falls River Falls, Wis. - Smith Stadium		SOCCER SJU vs. St. Scholastica Collegeville, Minn. - Haws Field Postponed		GOLF SJU Fall Invitational St. Cloud, Minn. - St. Cloud C.C. SOCCER SJU vs. Bethel Collegeville, Minn. - Haws Field FOOTBALL SJU at Hamline St. Paul, Minn. - Kias Field	

JOHNNIE FOOTBALL BY THE NUMBERS

4

NATIONAL CHAMPIONSHIPS

1963 (NAIA), 1965 (NAIA), 1976, 2003

Saint John's won is one of 10 active football programs to have won more than one national championship at the Division III level.

33

POSTSEASON APPEARANCES

1963, 1965, 1969, 1976, 1977, 1982, 1985, 1987, 1989, 1991, 1993, 1994, 1996, 1998, 1999, 2000, 2001, 2002, 2003, 2005, 2006, 2007, 2008, 2009, 2014, 2015, 2016, 2017, 2018, 2019, 2021, 2022, 2024

37

MIAC CHAMPIONSHIPS

1932, 1935, 1936, 1938, 1953, 1962, 1963, 1965, 1971, 1974, 1975, 1976, 1977, 1979, 1982, 1985, 1989, 1991, 1993, 1994, 1995, 1996, 1998, 1999, 2001, 2002, 2003, 2005, 2006, 2008, 2009, 2014, 2018, 2019, 2021, 2022, 2024

38

ACADEMIC ALL-AMERICANS

25 seasons with at least one Academic All-American
Seven seasons with two or more Academic All-Americans
Two Academic All-Americans of the Year (Chris Palmer, 1995; Aaron Syverson, 2024)

154

ALL-AMERICANS

A total of 29 players have earned more than one All-America award, and SJU has had more than one All-American in 40 seasons and 24 seasons with three selections or more.

2025 SCHEDULE

Saint John's (1-0, 0-0 MIAC)

Sept. 13	MINNESOTA-MORRIS (Blake Elliott Day)	W, 49-0
Sept. 20	at Hamline*	1 p.m.
Sept. 27	AUGSBURG* (Homecoming)	1 p.m.
Oct. 4	at Bethel*	1 p.m.
Oct. 11	MACALESTER*	1 p.m.
Oct. 18	at Concordia*	1 p.m.
Oct. 25	CARLETON* (Family Weekend)	1 p.m.
Nov. 1	at Gustavus Adolphus*	1 p.m.
Nov. 8	ST. SCHOLASTICA*	Noon
Nov. 15	ST. OLAF*	Noon

*denotes an MIAC game

Saint John's Football History

**as of Sept. 13*

First Season	1900 (113th season)
All-Time Record	693-258-24 (.723)
All-Time MIAC Record	502-181-22 (.727)
All-Time Home Record	370-102-13 (.776)
All-Time Postseason Record	50-28 (.641)
NCAA Postseason Record	45-27 (.625)
All-Americans	154
Academic All-Americans	38
All-MIAC First-Team Selections	478

4 National Championships
1963 (NAIA), 1965 (NAIA), 1976, 2003
37 MIAC Championships
1932, 1935, 1936, 1938, 1953, 1962, 1963, 1965, 1971, 1974, 1975, 1976, 1977, 1979, 1982, 1985, 1989, 1991, 1993, 1994, 1995, 1996, 1998, 1999, 2001, 2002, 2003, 2005, 2006, 2008, 2009, 2014, 2018, 2019, 2021, 2022, 2024
33 Postseason Appearances
1963, 1965, 1969, 1976, 1977, 1982, 1985, 1987, 1989, 1991, 1993, 1994, 1996, 1998, 1999, 2000, 2001, 2002, 2003, 2005, 2006, 2007, 2008, 2009, 2014, 2015, 2016, 2017, 2018, 2019, 2021, 2022, 2024
29 NCAA Division III Playoff Appearances
1976, 1977, 1985, 1987, 1989, 1991, 1993, 1994, 1996, 1998, 1999, 2000, 2001, 2002, 2003, 2005, 2006, 2007, 2008, 2009, 2014, 2015, 2016, 2017, 2018, 2019, 2021, 2022, 2024
10 Undefeated Seasons
1901, 1905, 1932, 1935, 1944, 1962, 1963, 1965, 1976, 2003
26 Seasons of 10+ Wins
1963, 1965, 1976, 1989, 1991, 1993, 1994, 1996, 1998, 1999, 2000, 2001, 2002, 2003, 2005, 2006, 2007, 2009, 2014, 2015, 2016, 2018, 2019, 2021, 2022, 2024
20 Seasons of Leading Division III Attendance (Game Avg.)
1988, 1993, 1995, 1996, 1998, 2001, 2002, 2003, 2004, 2005, 2006, 2007, 2008, 2009, 2010, 2012, 2013, 2014, 2015, 2016

MEDIA CONTACTS

Saint John's - Ryan Klinkner, Director of Athletic Communications
320-363-3127 | rklinkner@csbsju.edu | gojohnnies.com

Jordan Modjeski, Assistant Director of Athletic Communications
320-363-3127 | jmodjeski@csbsju.edu | gojohnnies.com

Twitter: @SJUJohnnies | Instagram: @johnnieathletics

Hamline - Lindsey Bernardy, Interim Director of Sports Information
651-523-2401 | sportsinformation@hamline.edu
hamlineathletics.com
Twitter: @HUPipers | Instagram: @hu_athletics

2025 OPPONENT SCHEDULES



MINNESOTA-MORRIS

Blake Elliott Day
Sept. 13, 2025 | 1 p.m.
Clemens Stadium | Collegeville, Minn.

2025 SCHEDULE/RESULTS

Sept. 6	at Concordia-Chicago	L, 16-17
Sept. 13	at Saint John's	L, 0-49
Sept. 20	at Crown	1 p.m.
Oct. 4	MARTIN LUTHER	6 p.m.
Oct. 11	at Westminster (Mo.)	Noon
Oct. 18	NORTHWESTERN	1 p.m.
Oct. 25	at Greenville (Ill.)	Noon
Nov. 1	CROWN	1 p.m.
Nov. 8	WESTMINSTER (Mo.)	Noon
Nov. 15	at Martin Luther	1 p.m.

2025 Record: 0-2 (0-0 UMAC)



HAMLIN

Sept. 20, 2025 | 1 p.m.
Klas Field | St. Paul, Minn.

2025 SCHEDULE/RESULTS

Sept. 6	CROWN	W, 28-21
Sept. 20	SAINT JOHN'S	1 p.m.
Sept. 27	BETHEL	1 p.m.
Oct. 4	at Macalester	7 p.m.
Oct. 11	CONCORDIA	1 p.m.
Oct. 18	at Carleton	1 p.m.
Oct. 25	GUSTAVUS ADOLPHUS	1 p.m.
Nov. 1	at St. Scholastica	1 p.m.
Nov. 8	at St. Olaf	Noon
Nov. 15	at Augsburg	Noon

2025 Record: 1-0 (0-0 MIAC)



AUGSBURG

Homecoming
Sept. 27, 2025 | 1 p.m.
Clemens Stadium | Collegeville, Minn.

2025 SCHEDULE/RESULTS

Sept. 4	at Valley City State (N.D.)	L, 0-27
Sept. 20	at St. Scholastica	1 p.m.
Sept. 27	at Saint John's	1 p.m.
Oct. 4	ST. OLAF	Noon
Oct. 11	BETHEL	Noon
Oct. 18	at Macalester	1 p.m.
Oct. 25	CONCORDIA	Noon
Nov. 1	at Carleton	1 p.m.
Nov. 8	GUSTAVUS ADOLPHUS	Noon
Nov. 15	HAMLIN	Noon

2025 Record: 0-1 (0-0 MIAC)



BETHEL

Oct. 4, 2025 | 1 p.m.
Royal Stadium | Arden Hills, Minn.

2025 SCHEDULE/RESULTS

Sept. 13	NORTHWESTERN	W, 50-3
Sept. 20	at Gustavus Adolphus	1 p.m.
Sept. 27	at Hamline	1 p.m.
Oct. 4	SAINT JOHN'S	1 p.m.
Oct. 11	at Augsburg	Noon
Oct. 18	ST. OLAF	1 p.m.
Oct. 25	MACALESTER	1 p.m.
Nov. 1	at Concordia	1 p.m.
Nov. 8	CARLETON	1 p.m.
Nov. 15	at St. Scholastica	1 p.m.

2025 Record: 1-0 (0-0 MIAC)



MACALESTER

Oct. 11, 2025 | 1 p.m.
Clemens Stadium | Collegeville, Minn.

2025 SCHEDULE/RESULTS

Sept. 6	at Grinnell (Iowa)	W, 20-15
Sept. 20	at Carleton	1 p.m.
Sept. 27	at St. Scholastica	1 p.m.
Oct. 4	HAMLIN	7 p.m.
Oct. 11	at Saint John's	1 p.m.
Oct. 18	AUGSBURG	1 p.m.
Oct. 25	at Bethel	1 p.m.
Nov. 1	ST. OLAF	7 p.m.
Nov. 8	CONCORDIA	Noon
Nov. 15	at Gustavus Adolphus	Noon

2025 Record: 1-0 (0-0 MIAC)



CONCORDIA

Oct. 18, 2025 | 1 p.m.
Jake Christiansen Stadium | Moorhead, Minn.

2025 SCHEDULE/RESULTS

Sept. 6	MAYVILLE STATE (N.D.)	W, 17-6
Sept. 20	at St. Olaf	1 p.m.
Sept. 27	GUSTAVUS ADOLPHUS	1 p.m.
Oct. 4	ST. SCHOLASTICA	1 p.m.
Oct. 11	at Hamline	1 p.m.
Oct. 18	SAINT JOHN'S	1 p.m.
Oct. 25	at Augsburg	Noon
Nov. 1	BETHEL	1 p.m.
Nov. 8	at Macalester	Noon
Nov. 15	at Carleton	Noon

2025 Record: 1-0 (0-0 MIAC)



CARLETON

Family Weekend
Oct. 25, 2025 | 1 p.m.
Clemens Stadium | Collegeville, Minn.

2025 SCHEDULE/RESULTS

Sept. 6	at UW-Whitewater	L, 14-45
Sept. 20	MACALESTER	1 p.m.
Sept. 27	ST. OLAF	1 p.m.
Oct. 4	at Gustavus Adolphus	1 p.m.
Oct. 11	at St. Scholastica	1 p.m.
Oct. 18	HAMLIN	1 p.m.
Oct. 25	at Saint John's	1 p.m.
Nov. 1	AUGSBURG	1 p.m.
Nov. 8	at Bethel	1 p.m.
Nov. 15	CONCORDIA	Noon

2025 Record: 0-1 (0-0 MIAC)



GUSTAVUS ADOLPHUS

Nov. 1, 2025 | 1 p.m.
Hollingsworth Field | St. Peter, Minn.

2025 SCHEDULE/RESULTS

Sept. 6	at Whitworth (Wash.)	L, 10-23
Sept. 20	BETHEL	1 p.m.
Sept. 27	at Concordia	1 p.m.
Oct. 4	CARLETON	1 p.m.
Oct. 11	at St. Olaf	1 p.m.
Oct. 18	ST. SCHOLASTICA	1 p.m.
Oct. 25	at Hamline	1 p.m.
Nov. 1	SAINT JOHN'S	1 p.m.
Nov. 8	at Augsburg	Noon
Nov. 15	MACALESTER	Noon

2025 Record: 0-1 (0-0 MIAC)



ST. SCHOLASTICA

Nov. 8, 2025 | Noon
Clemens Stadium | Collegeville, Minn.

2025 SCHEDULE/RESULTS

Sept. 6	at Wisconsin Lutheran	W, 41-27
Sept. 20	AUGSBURG	1 p.m.
Sept. 27	MACALESTER	1 p.m.
Oct. 4	at Concordia	7 p.m.
Oct. 11	CARLETON	1 p.m.
Oct. 18	at Gustavus Adolphus	1 p.m.
Oct. 25	at St. Olaf	1 p.m.
Nov. 1	HAMLIN	1 p.m.
Nov. 8	at Saint John's	Noon
Nov. 15	BETHEL	1 p.m.

2025 Record: 1-0 (0-0 MIAC)



ST. OLAF

Nov. 15, 2025 | Noon
Clemens Stadium | Collegeville, Minn.

2025 SCHEDULE/RESULTS

Sept. 6	NORTHWESTERN	W, 32-7
Sept. 20	CONCORDIA	1 p.m.
Sept. 27	at Carleton	1 p.m.
Oct. 4	at Augsburg	7 p.m.
Oct. 11	GUSTAVUS ADOLPHUS	1 p.m.
Oct. 18	at Bethel	1 p.m.
Oct. 25	ST. SCHOLASTICA	1 p.m.
Nov. 1	at Macalester	1 p.m.
Nov. 8	HAMLIN	Noon
Nov. 15	at Saint John's	Noon

2025 Record: 1-0 (0-0 MIAC)

SJU vs. 2025'S OPPONENTS

Opponent	Time	Series	Home	Away	Neut.	First	Last	Streak
Minnesota-Morris	W, 49-0	SJU, 3-2-1	2-0-1	1-2	0-0	1968	2025	W1
at Hamline	1 p.m.	SJU, 62-23-3	36-8-2	25-15-1	1-0	1908	2019	W25
Augsburg	1 p.m.	SJU, 74-9-2	37-5	36-4-2	1-0	1926	2024	W11
at Bethel	1 p.m.	SJU, 38-10	22-3	15-7	1-0	1978	2024	W4
Macalester	1 p.m.	SJU, 54-17-4	26-7-3	25-10-1	3-0	1909	2001	W15
at Concordia	1 p.m.	SJU, 51-34-6	25-15-4	22-18-1	4-1-1	1923	2024	W5
Carleton	1 p.m.	SJU, 41-0	20-0	18-0	3-0	1923	2023	W41
at Gustavus Adolphus	1 p.m.	SJU, 54-33-3	29-11-1	22-21-2	3-1	1923	2024	W1
St. Scholastica	Noon	SJU, 7-0	5-0	2-0	0-0	2014	2024	W7
St. Olaf	Noon	SJU, 48-14-1	24-8	24-6-1	0-0	1922	2024	W11

432-142-20 (.744)



FREE WHEELING

DYLAN WHEELER

WR | 6-2 | 195 | Sr.
St. Paul, Minn./Mounds View

A 2024 consensus All-American – American Football Coaches Association (AFCA) first team, Associated Press first team, D3football.com third team, Walter Camp first team – senior wide receiver **Dylan Wheeler** (St. Paul, Minn./Mounds View) ended the season second in NCAA Division III in receiving touchdowns (21), eighth in total points scored (126) and total touchdowns (21), 14th in receptions per game (7.3) and 15th in scoring (10.5 ppg.). He recorded over 100 receiving yards in seven of his team's 12 games and led SJU in receptions (88) and receiving touchdowns (21), and finished second with 1,164 receiving yards.

The 21 receiving touchdowns were second-most in program history, one behind the record of 22 set by **Blake Elliott** '03 – a 2025 College Football Hall of Fame inductee – in 2002, while the catches ranked third and the receiving yards were 10th. Wheeler is currently fourth in program history in 100-yard receiving games (10), tied for fourth in receiving touchdowns (32), eighth in receptions (152) and 12th in receiving yards (2,036).

All-Time SJU Receptions

Rk.	Rec.	Name	Seasons
1.	369	Blake Elliott	2000-03
2.	213	Josh Bungum	2012-15
3.	207	Adam Herbst	1995-98
4.	171	Alex Larson	2019-23
5.	165	Chris Palmer	1992-95
6.	157	Todd Fultz	1988-90
7.	153	Ravi Alston	2018-21
8.	152	Dylan Wheeler	2022-current

All-Time SJU Receiving Yards

Rk.	Yds.	Name	Seasons
1.	4,826	Blake Elliott	2000-03
2.	3,162	Chris Palmer	1992-95
3.	3,096	Adam Herbst	1995-98
4.	2,676	Josh Bungum	2012-15
5.	2,584	Todd Fultz	1988-90
6.	2,542	Jeremy Loretz	1991-94
7.	2,357	Kyle Gearman	2004-06
8.	2,350	Ravi Alston	2018-21
9.	2,241	Lee Clintsman	2001-04
10.	2,097	Alex Larson	2019-23
11.	2,038	Dave Arnold	1969-72
12.	2,036	Dylan Wheeler	2022-current

All-Time SJU Receiving Touchdowns

Rk.	TDs	Name	Seasons
1.	63	Blake Elliott	2000-03
2.	41	Adam Herbst	1995-98
3.	36	Chris Palmer	1992-95
4.	32	Dylan Wheeler	2022-current
	32	Kyle Gearman	2004-06
	32	Dave Arnold	1969-72

All-Time SJU 100-Yard Receiving Games

Rk.	Gms.	Name	Seasons
1.	22	Blake Elliott	2000-03
2.	15	Chris Palmer	1992-95
3.	11	Adam Herbst	1995-98
4.	10	Dylan Wheeler	2022-current

THE MIAC OPENER

The Johnnies are 70-25-7 (.721) all-time in their first MIAC game of the season, including a 36-14-3 (.708) record away from Collegeville and a 14-6-3 record against Hamline (8-2-2 in Collegeville and 6-4-1 in St. Paul). It took SJU until its 11th season in the MIAC to win its first conference game of the season, a 7-0 home shutout of Hamline on Oct. 3, 1931. SJU was 0-6-4 in its first 10 conference openers and is 70-19-3 (.777) since.



SAFETY PICK-6

JACK ST. FLEUR

DB | 6-0 | 210 | Sr.
San Diego, Calif./Christian Unified

Senior safety **Jack St. Fleur** (San Diego, Calif./Christian Unified) was named the MIAC Football Defensive Player of the Week on Monday (Sept. 15) for his season-opening performance against Minnesota-Morris. He was one of four Johnnies with five tackles and returned a third-quarter interception 40 yards for a touchdown. The interception return for a touchdown was SJU's first by a safety since Oct. 14, 2017 at Carleton – current assistant coach **Max Jackson**'s 55-yard return.



JOEY G. ON THE TE LISTS

JOEY GENDREAU

TE | 6-3 | 230 | Sr.
Shorewood, Minn./Minnetonka

Senior tight end **Joey Gendreau** (Shorewood, Minn./Minnetonka) was named to the D3football.com National Team of the Week on Tuesday (Sept. 16) after he led the Johnnies' receiving corps with eight catches for 124 yards – the first 100-yard receiving game of his career – and two touchdowns in last Saturday's season-opening win over Minnesota-Morris. The performance enabled Gendreau to move into fourth place on SJU's tight ends list with 100 career receptions and is fifth in receiving yards (1,300) and receiving touchdowns (13). A D3football.com All-America fourth-team selection in 2024, Gendreau finished third on the team in catches (63), receiving yards (810) and receiving touchdowns (5) last season. Among MIAC tight ends, Gendreau led the MIAC in receptions (43), tied for first with four receiving touchdowns and was second with 500 receiving yards in league play.

All-Time SJU Receptions by a Tight End

Rk.	Rec.	Name	Seasons
1.	171	Alex Larson	2019-23
2.	113	Dan Grant	1985-88
3.	108	Nate Kirschner	1997-00
4.	100	Joey Gendreau	2022-current

All-Time SJU Receiving Yards by a Tight End

Rk.	Yds.	Name	Seasons
1.	2,097	Alex Larson	2019-23
2.	1,749	Nate Kirschner	1997-00
3.	1,497	Chris Biggins	1980-83
4.	1,441	Dan Grant	1985-88
5.	1,300	Joey Gendreau	2022-current

All-Time SJU Receiving Touchdowns by a Tight End

Rk.	Yds.	Name	Seasons
1.	30	Alex Larson	2019-23
2.	19	Nate Kirschner	1997-00
3.	15	Tom Ramboldt	1988-91
4.	14	Jared Streit	2015-18
5.	13	Joey Gendreau	2022-current

RUNNING IN THE OPEN



A pair of Saint John's running backs had big days on the ground in last Saturday's shutout of Minnesota-Morris. Senior **Caden Wheeler** (Andover, Minn.) rushed for 81 yards and two touchdowns on eight carries (10.1 avg.), and junior **Corey Bohmert** (Mahtomedi, Minn.) scampered for 73 yards and a touchdown on five attempts (14.6 avg.). An All-MIAC first-team selection last fall, Wheeler missed the Johnnies' first two games of the 2024 season due to a broken foot

(Jones fracture) suffered in August, but returned and took the conference by storm before he suffered a season-ending injury Oct. 26 vs. Gustavus Adolphus. At the time, Wheeler was leading the MIAC in rushing – 456 yards and three touchdowns on 76 carries (6.0 avg.) – and averaged 117.2 yards from scrimmage (rushing + receiving) in five games thanks to an addition 18 catches for 130 yards and a touchdown. Bohmert, meanwhile, appeared in seven games for SJU last fall and totaled 253 yards and a touchdown on 29 carries (8.7 avg.) and caught 12 passes 136 yards and a score.



SEASON-OPENING SHUTOUT

Last Saturday's shutout was the 193rd in Saint John's history, the 24th in 131 games under the direction of head coach **Gary Fasching** '81 and the 34th for SJU in its season opener.

ANOTHER NON-CONFERENCE WIN

The Johnnies are now 39-5 (.886) in regular-season, non-conference games since 2002. All five losses were to members of the Wisconsin Intercollegiate Athletic Conference (WIAC), including four to UW-Eau Claire (2002, 2004, 2010 and 2011). Two of the four defeats were in overtime on the road (2002 and 2010) and another was decided by two points (30-28 in 2004).

WHEELER & GOOD WORKS

Senior wide receiver **Dylan Wheeler** was one of 22 student-athletes across all divisions of college football named to the 2025 Allstate American Football Coaches Association (AFCA) Good Works Team on Sept. 16. The 2025 season marks the 34th anniversary of the award, which was established in 1992 to recognize a select group of college football players who have made a commitment to service and enriching the lives of others.

Wheeler is one of seven honorees from the NCAA Division III level – joining offensive lineman Charlie Pearson of Johns Hopkins (Md.), quarterback Carter St. John of Alma (Mich.), offensive lineman Canyon Schneider of Denison (Ohio), kicker/punter Owen Schuckert of John Carroll (Ohio), running back Auvic White of Hendrix (Ark.) and defensive back Devin Williams of Bethel.



Wheeler is the ninth Johnnie to be named to the Allstate AFCA Good Works Team and the eighth in the last nine seasons – joining linebacker **Jake Schwinghammer** '25, wide receiver **Jimmy Buck** '23, defensive lineman **Michael Wozniak** '22, quarterback **Chris Backes** '21, offensive lineman **Ben Bartch** '20, quarterback **Jackson Erdmann** '19 and wide receiver **Will Gillach** '19. Defensive end **Kevin McNamara** '07 was the first SJU student-athlete to receive the honor in 2006.

Over the summer, sports information directors from Division I, Division II, Division III and NAIA schools across the country submitted nominations of players they felt best embodied the spirit of the Good Works Team award. A voting panel was faced with a list of 197 nominees that was narrowed down to the 22 student-athletes and honorary coach, Oklahoma's Brent Venables, named to the team.

The 2025 Allstate AFCA Good Works Team will be invited to New Orleans to participate in a special community service project ahead of the 2026 Allstate Sugar Bowl, where the entire team will also be recognized on the field at halftime on New Year's Day.



A 2024 consensus All-American – American Football Coaches Association (AFCA) first team, Associated Press first team, D3football.com third team, Walter Camp first team – Wheeler ended the season second in NCAA Division III in receiving touchdowns (21), eighth in total points scored (126) and total touchdowns (21), 14th in receptions per game (7.3) and 15th in scoring (10.5 ppg.). He recorded over 100 receiving yards in

seven of his team's 12 games and led SJU in receptions (88) and receiving touchdowns (21), while finishing second with 1,164 receiving yards.

The 21 receiving touchdowns were second-most in program history, one behind the record of 22 set by Blake Elliott '03 – a 2025 College Football Hall of Fame inductee – in 2002, while the catches ranked third and the receiving yards were 10th.

An accounting and finance (double-major) with a 3.64 GPA, Wheeler was named to the 2024 College Sports Communicators (CSC) Academic All-America second team in addition to earning CSC Academic All-District and Academic All-MIAC (minimum 3.5 GPA) honors.

Wheeler organized a fundraiser during the 2024 football season for Folds of Honor to provide academic scholarships for the children and spouses of America's fallen or disabled military members and first responders. He developed a performance-based

donation system that raised over \$25,000 from almost 30 different donors. Wheeler is currently working to expand the project with other SJU student-athletes across all sports and establish the fundraiser as a new tradition.

Wheeler is SJU's Student-Athlete Advisory Committee (SAAC) president for the current 2025-26 academic year, which is his third as a member of the organization. He was SAAC's Diversity & Inclusion Committee Chair in 2024-25 and was a member of the organization's Kids Fighting Hunger Committee in 2023-24. Wheeler helped raise over \$35,000 and organized a food-packing event on campus that produced nearly 100,000 meals that year.

He spent a week in March 2024 on an SJU Faith Service and Immersion trip to the Bahamas and volunteered at a local elementary school, building picnic tables for the students and playing bocce ball with a local Special Olympics group. Wheeler also cleaned up the grounds of a convent of Benedictine Sisters, doing yardwork and taking out garbage.

Wheeler is in his fourth year raising money for St. Jude Children's Research Hospital as a member of the SJU football team. The Johnnies raised \$63,700 last fall, the program's 10th year supporting the organization.

3 ACADEMIC ALL-AMERICANS

Quarterback **Aaron Syverson** '24 was named the 2024 College Sports Communicators (CSC) Academic All-America Team Member of the Year for Division III and two other Johnnies earned Academic All-America honors last season. Syverson was named to the CSC Academic All-America first team, while senior defensive lineman **Zach Frank** and senior wide receiver **Dylan Wheeler** earned second-team honors. SJU has now had 24 football Academic All-Americans over the last 21 seasons and 38 overall.

Nominees must be of a sophomore academic standing or better, with a 3.50 GPA or higher. Athletically, the student-athlete must appear in 90 percent of his team's games or start in 66 percent of them. The Academic All-District and All-America teams are voted upon and selected by registered members of CSC (formerly the College Sports Information Directors of America).



Syverson and the other three CSC Academic All-Americans of the Year – Travis Hunter (University of Colorado), Brayden Long (Slippery Rock University) and Jameson Chesser (Taylor University) – were featured at the annual Maxwell Awards Gala on March 14 at the College Football Hall of Fame in Atlanta (right).

8 ACADEMIC ALL-DISTRICT HONOREES

Eight Johnnies were named to the College Sports Communicators (formerly College Sports Information Directors of America, CoSIDA) Academic All-District IV men's football team in 2024: safety **Noah Arneson** '25; senior defensive lineman **Zach Frank**; offensive tackle **Tommy Hessburg** '25; kicker **Conor Murphy** '25; linebacker **Hayden Sanders** '25; quarterback **Aaron Syverson** '24; senior wide receiver **Dylan Wheeler**; and linebacker **Cooper Yaggie** '25. The academic distinction was the third-consecutive for Murphy and Syverson, and the second for Arneson, Frank and Hessburg.

2024 ALL-MIAC HONORS

Quarterback **Aaron Syverson** '24 was named the MIAC Offensive Player of the Year, **Gary Fasching** was named the MIAC John Gagliardi Coach of the Year for the seventh time in his 12-year tenure and 19 Johnnies earned a program-record 20 All-MIAC honors in 2024. In addition to Syverson, the other 18 Johnnies honored were as follows: safety **Noah Arneson** '25; punter **Spencer Eli** '24; center **Charlie Folkens** '25; senior defensive lineman **Zach Frank**; senior defensive lineman **Landon Gallagher** (Murrieta, Calif./Vista Murrieta); senior tight end **Joey Gendreau**; defensive lineman **Isaac Hetland** '25; sophomore cornerback **Westin Hoyt** (Forest Lake, Minn.); guard **Nick McKenzie** '25; **Marselio Mendez** '25, as both a receiver and returner; junior linebacker **Aiden McMahon** (Maple Grove, Minn.); kicker **Conor Murphy** '25; offensive tackle **Grant Peroutka** '25; linebacker **Hayden Sanders** '25; senior cornerback **Blake Simonson** (Waconia, Minn.); senior running back **Caden Wheeler**; senior wide receiver **Dylan Wheeler**; and linebacker **Cooper Yaggie** '25. The All-MIAC honor was the third-consecutive for Syverson and Yaggie, and the second for Arneson, Eli, Frank, Murphy, Peroutka and Sanders. SJU led the MIAC with the 20 All-MIAC selections, followed by Bethel (17), Concordia (7) and Gustavus Adolphus (5). Defensive lineman **Joe Akoh** '25 and running back **Will Blakey** '27 were All-MIAC honorable mention.

IN THE MIAC

2025 MIAC Standings

	MIAC	PF	PA	OVERALL	PF	PA
Saint John's	0-0	0	0	1-0	49	0
Bethel	0-0	0	0	1-0	50	3
Concordia	0-0	0	0	1-0	17	6
Hamline	0-0	0	0	1-0	28	21
Macalester	0-0	0	0	1-0	20	15
St. Olaf	0-0	0	0	1-0	32	7
St. Scholastica	0-0	0	0	1-0	41	27
Augsburg	0-0	0	0	0-1	0	27
Carleton	0-0	0	0	0-1	14	45
Gustavus Adolphus	0-0	0	0	0-1	10	23

RECENT SCORES

Thursday, Sept. 4, 2025

Augsburg 0 at Valley City State (N.D.) 27 Valley City, N.D. Lokken Stadium

Saturday, Sept. 6, 2025

Crown 21 at Hamline 28	St. Paul, Minn.	Klas Field
St. Scholastica 41 at Wisconsin Lutheran 27	Wauwatosa, Wis.	Raabe Stadium
Northwestern 7 at St. Olaf 32	Northfield, Minn.	Klein Field at Manitou
Macalester 20 at Grinnell (Iowa) 15	Grinnell, Iowa	Rosenbloom Field
Carleton 14 at No. 22/24 UW-Whitewater 45	Whitewater, Wis.	Warhawk Stadium
Gustavus Adolphus 10 at Whitworth (Wash.) 23	Spokane, Wash.	Whitworth Pine Bowl
Mayville State (N.D.) 6 at Concordia 17	Moorhead, Minn.	Jake Christiansen Stadium
BYE - Bethel, Saint John's		

Saturday, Sept. 13, 2025

Minnesota-Morris 0 at No. 4/5 Saint John's 49	Collegeville, Minn.	Clemens Stadium
Northwestern 3 at No. 12 Bethel 50	Arden Hills, Minn.	Royal Stadium
BYE - Augsburg, Carleton, Concordia, Gustavus Adolphus, Hamline, Macalester, St. Olaf, St. Scholastica		

UPCOMING GAMES

Saturday, Sept. 20, 2025

No. 4/5 Saint John's at Hamline	1 p.m.	St. Paul, Minn.	Klas Field
Augsburg at St. Scholastica	1 p.m.	Duluth, Minn.	Walt Hunting Stadium
Concordia at St. Olaf	1 p.m.	Northfield, Minn.	Klein Field at Manitou
No. 12/13 Bethel at Gustavus Adolphus	1 p.m.	St. Peter, Minn.	Hollingsworth Field
Macalester at Carleton	1 p.m.	Northfield, Minn.	Laird Stadium

Saturday, Sept. 27, 2025

Augsburg at No. 4/5 Saint John's	1 p.m.	Collegeville, Minn.	Clemens Stadium
No. 12/13 Bethel at Hamline	1 p.m.	St. Paul, Minn.	Klas Field
Gustavus Adolphus at Concordia	1 p.m.	Moorhead, Minn.	Jake Christiansen Stadium
Macalester at St. Scholastica	1 p.m.	Duluth, Minn.	Walt Hunting Stadium
St. Olaf at Carleton	1 p.m.	Northfield, Minn.	Laird Stadium

Saturday, Oct. 4, 2025

St. Olaf at Augsburg	12 p.m.	Minneapolis, Minn.	Edor Nelson Field
No. 4/5 Saint John's at No. 12/13 Bethel	1 p.m.	Arden Hills, Minn.	Royal Stadium
Carleton at Gustavus Adolphus	1 p.m.	St. Peter, Minn.	Hollingsworth Field
St. Scholastica at Concordia	1 p.m.	Moorhead, Minn.	Jake Christiansen Stadium
Hamline at Macalester	7 p.m.	St. Paul, Minn.	Macalester Stadium

RETURNING ALL-MIAC PLAYERS

OFFENSE

POS.		YR.	HOMETOWN/H.S.	PREVIOUS SELECTIONS
QB	Cooper Drews	Bethel	Jr. Princeton, Minn.	--
RB	Caden Wheeler	Saint John's	Sr. Andover, Minn.	--
WR	Tyler Dimond	Carleton	Sr. North Grafton, Mass. Grafton	--
WR	Dawson Schaffer	Hamline	Sr. Kindred, N.D.	--
WR	Dylan Wheeler	Saint John's	Sr. St. Paul, Minn. Mounds View	2023 (HM)
WR	Tyrene Wilson	Augsburg	Sr. Ellendale, Minn.	--
TE	Joey Gendreau	Saint John's	Sr. Shorewood, Minn. Minnetonka	--
OL	Jaeger Ash	Bethel	Jr. Milaca, Minn.	--
OL	Sam Dioszeghy	Concordia	Jr. Mound, Minn. Mound Westonka	--
OL	Johnathan Hartwig	St. Olaf	Sr. Hudson, Wis.	--
OL	Isaiah Ward	Bethel	Sr. Centerville, Minn.	2023

DEFENSE

POS.		YR.	HOMETOWN/H.S.	PREVIOUS SELECTIONS
DL	Noah Barrett	St. Olaf	Sr. Stratford, Wis.	--
DL	Zach Frank	Saint John's	Sr. Lino Lakes, Minn. Centennial	2023
DL	Landon Gallagher	Saint John's	Sr. Murrieta, Calif. Vista Murrieta	--
DL	Max Olson	Gustavus Adolphus	Jr. Trimont, Minn. Martin County West	--
LB	Taylor Glynn	Bethel	Sr. Grand Meadow, Minn.	2023
LB	Aiden McMahon	Saint John's	Jr. Maple Grove, Minn.	--
LB	Jaiden Musse	Concordia	Sr. Naples, Fla. Lely	2023 (HM)
DB	Westin Hoyt	Saint John's	So. Forest Lake, Minn.	--
DB	Blake Simonson	Saint John's	Sr. Waconia, Minn.	--
DB	Devin Williams	Bethel	Sr. Fridley, Minn.	2022 2023

SPECIAL TEAMS

NONE

MIAC LEADERS

The Johnnies led the MIAC in total offense (523.1 ypg.) - for the sixth-consecutive season - and passing offense (384.8 ypg.) for the second-straight year in conference play. The 384.8 passing yards per game were a new program record, surpassing last year's 375.6 yards per MIAC game. SJU's defense tied with Bethel for the conference lead in scoring offense (14.6 ppg.) and finished second the other three main statistics in conference play: total defense (259.6 ypg.), rushing defense (55.1 ypg.) and passing defense (204.5 ypg.).

MIAC STAT LEADERS

PASSING

		GP	YDS	TD	AVG/G
Cooper Drews	Bethel	1	320	4	320.0
Zayden Stevens	Hamline	1	282	3	282.0
Jack Scully	Macalester	1	274	2	274.0

RUSHING

		GP	ATT	YDS	TD	AVG/G
William Jevon	St. Scholastica	1	31	227	4	227.0
Mason Hughes	Concordia	1	22	118	4	118.0
Taye Manns	Bethel	1	22	114	1	114.0

RECEIVING

		GP	REC	YDS	TD	AVG/G
Tyler Terry	Bethel	1	15	177	2	177.0
Joey Gendreau	Saint John's	1	8	124	2	124.0
Curtis Favor	St. Scholastica	1	4	119	1	119.0

ALL PURPOSE

		GP	RUSH	RCV	RET	YDS
Jevon Williams	St. Scholastica	1	227	57	38	322
Tyler Terry	Bethel	1	0	177	0	177
Mason Hughes	Concordia	1	118	11	0	129

TACKLES

		GP	SOLO	AST	TOT	AVG/G
RJ Chakolis	Augsburg	1	6	7	13	13.0
Austin Mundt	St. Scholastica	1	13	0	13	13.0
Owen Detmer	Carleton	1	4	8	12	12.0

SACKS

		GP	SOLO	AST	YDS	AVG/G
Zach Frank	Saint John's	1	1	1	11	1.50
Jake Borman	Bethel	1	1	1	13	1.50
Tayvion Gardner	Augsburg	1	1	0	5	1.00

PASS DEFENSE

		GP	BRUP	INT	YDS	TOT
Ian Strusz	St. Scholastica	1	0	3	26	3.00
Erik Aune	Hamline	1	2	1	20	3.00
Chance Swansson	Gustavus Adolphus	1	2	0	0	2.00

KICK RETURNS

		GP	NO	YDS	LONG	AVG/RET
Jay Green	Macalester	1	1	42	42	42.0
Eric Cockhill	Concordia	1	1	30	30	30.0
Alex Mahoney	St. Olaf	1	1	26	26	26.0

PUNT RETURNS

		GP	NO	YDS	LONG	AVG/RET
Devin Williams	Bethel	1	3	49	23	16.3
Andrew Burgess	St. Scholastica	1	1	14	14	14.0
Thomas Jacobs	Saint John's	1	1	10	10	10.0

PUNTING

		GP	NO	YDS	LONG	AVG/P
Jacob Andrews	St. Scholastica	1	2	107	55	53.5
Andrew Wetherill	Macalester	1	2	98	59	49.0
Eli Nowacki	Bethel	1	2	93	49	46.5

FIELD GOALS

		GP	MADE	ATT	PCT	LONG
Ethan Hess	St. Olaf	1	3	3	1.000	42
Zach Bengston	Bethel	1	3	3	1.000	31
Jack Sieben	Gustavus Adolphus	1	1	2	.500	36

SERIES HISTORY

Saturday's game is the 89th meeting between SJU and Hamline, dating back to 1908. The Johnnies are 62-23-3 (.722) all-time against the Pipers, including a 25-15-1 record in St. Paul. SJU has won 30 of the last 33 meetings overall. The last time Hamline defeated the Johnnies was a 27-26 decision on Oct. 1, 1994, in Collegeville. SJU has outscored the Pipers 1,173-185 in the 25 meetings since that game (46.9-7.4 avg.).

SERIES NOTES

Series Record: SJU leads, 62-23-3 (Current Streak: SJU, 25)

at Saint John's: SJU leads, 36-8-2 (Current Streak: SJU, 12)

at Hamline: SJU leads, 25-15-1 (Current Streak: SJU, 13)

Last Saint John's Win: Nov. 9, 2019 (70-0)

Last Hamline Win: Oct. 1, 1994 (27-26)

Largest Margin of a Saint John's Victory: 70 (2019)

Largest Margin of a Hamline Victory: 27 (1908, 1909)

SERIES' TOP PERFORMANCES

**by yardage*

Rushing: **SJU,** Mike Zumwinkle, 22-230-2 (Oct. 26, 1985)

HAM, Austin Duncan, 25-154-0 (Nov. 9, 2013)

Passing: **SJU,** Joe Boyle, 11-17-318-2 (Nov. 13, 2010)

HAM, Tim Bona, 23-40-304-4 (Oct. 4, 2014)

Receiving: **SJU,** Ben Vanderheyden, 6-195-3 (Oct. 11, 2008)

HAM, Phillip Sherman, 7-114-1 (Oct. 4, 2014)

THE LAST MEETING

Saint John's 70, at Hamline 0

Saint John's out-gained Hamline by a 550-121 margin and scored touchdowns on its first six offensive possessions en route to a 70-0 victory on Nov. 9, 2019 at Hamline. The Johnnies averaged 9.5 yards per play and 8.4 yards per carry (294 yards on 35 carries). Senior quarterback **Jackson Erdmann** ended the day 15 of 23 passing for 256 yards and three touchdowns. He directed the Johnnies to three touchdowns - three drives that totaled 13 offensive plays - and finished 5 of 5 for 103 yards and a touchdown in the first quarter. The win sealed the Johnnies' a share of their record 34th conference championship and the league's automatic bid to the 2019 NCAA Division III Playoffs.

Hamline had the ball past midfield once during the game, thanks to an SJU fumbled punt on its own 27-yard line with 4:58 left in the opening quarter. Five plays later, however, senior cornerback **Chris Harris** intercepted an errant pass in the end zone on first-and-goal and returned it 100 yards for a touchdown.

Sophomore wide receiver **Ravi Alston** led SJU's air attack with seven catches for 128 yards while the Johnnies' defense forced five three-and-outs and posted eight tackles for loss, including five sacks, in the win. SJU allowed one first down in the second half and stuffed the Pipers twice inside their own 35-yard line, for a turnover on downs, in the third quarter.

SCOUTING THE PIPERS

Hamline finished fourth in the MIAC Skyline Division last season with a 1-3 divisional record (1-7 MIAC, 3-7 overall). The Pipers returned their sole All-MIAC selection from the 2024 season, fifth-year wide receiver Dawson Schaffer, who transferred to HU after three seasons at Concordia-Moorhead. Schaffer was also a D3football.com All-Region Third Team selection last season after setting a Hamline single-season record with 1,239 yards. He had four receptions for 119 yards and two touchdowns in the Pipers' season opener against Crown on Sept. 6.

The Pipers graduated three-year starting quarterback Alejandro Villanueva but looked to first-year Zayden Stevens in their 2025 opener, who completed 22 of 31 passes for 282 yards and three touchdowns. Stevens threw two fourth-quarter interceptions that were returned for a combined eight yards.

Defensively, the Pipers returned their top linebacker junior Croix Zacharias, who led the defense with 85.0 total tackles and 5.5 tackles for loss. Zacharias led HU against Crown with a total of 11 tackles and a pass break-up.

Chip Taylor is in his ninth season as Hamline's head coach in 2025. He spent three seasons as Hamline's defensive coordinator before taking over the helm in 2016. Prior to Hamline, Taylor served as the special teams coordinator and cornerback coach at Division I (FCS) Bucknell (Pa.). He served on the offensive staff at Valparaiso (Ind.) for seven seasons and was an assistant at Rose-Hulman in the 2005 season. Taylor graduated from Illinois State in 2002 where he was a three-year letterwinner for the football team.

All-Time Series vs. Hamline

Year	Result	Date	Location
1908	HU, 27-0	Oct. 17	Collegeville
1909	HU, 27-0	Oct. 26	St. Paul
1921	HU, 17-0	Oct. 1	Collegeville
1922	HU, 20-0	Sept. 30	St. Paul
1923	HU, 14-9	Nov. 3	Collegeville
1924	HU, 19-0	Nov. 1	St. Paul
1925	HU, 14-7	Oct. 17	Collegeville
1926	HU, 9-0	Oct. 30	St. Paul
1927	Tie, 0-0	Oct. 1	Collegeville
1928	HU, 14-7	Sept. 29	St. Paul
1929	HU, 24-0	Oct. 19	Collegeville
1930	Tie, 13-13	Oct. 4	St. Paul
1931	SJU, 7-0	Oct. 3	Collegeville
1932	SJU, 14-0	Oct. 15	St. Paul
1933	Tie, 0-0	Oct. 7	Collegeville
1934	SJU, 26-7	Oct. 13	St. Paul
1935	SJU, 45-0	Oct. 5	Collegeville
1939	SJU, 40-19	Nov. 4	Collegeville
1940	HU, 6-0	Nov. 2	St. Paul
1947	SJU, 19-12	Oct. 18	Collegeville
1948	HU, 14-6	Oct. 1	St. Paul
1950	HU, 13-12	Oct. 14	St. Paul
1952	HU, 21-19	Sept. 20	Collegeville
1953	SJU, 27-0	Nov. 6	St. Paul
1954	SJU, 20-0	Sept. 20	Collegeville
1955	SJU, 33-21	Oct. 8	Collegeville
1956	SJU, 23-0	Sept. 22	St. Paul
1957	SJU, 33-0	Sept. 28	Collegeville
1958	SJU, 20-0	Oct. 4	St. Paul
1959	SJU, 46-14	Oct. 10	Collegeville
1960	SJU, 20-0	Oct. 15	St. Paul
1961	SJU, 51-0	Oct. 28	Collegeville
1962	SJU, 36-0	Nov. 3	St. Paul
1963	SJU, 38-14	Sept. 21	Collegeville
1964	HU, 8-6	Oct. 3	St. Paul
1965	SJU, 34-6	Oct. 9	Collegeville
1966	HU, 6-3	Oct. 15	St. Paul
1967	SJU, 16-14	Oct. 21	Collegeville
1968	HU, 23-14	Oct. 26	St. Paul
1969	SJU, 31-27	Nov. 1	Collegeville
1970	SJU, 29-8	Sept. 26	St. Paul
1971	SJU, 29-16	Oct. 2	Collegeville
1972	HU, 20-14	Oct. 7	St. Paul
1973	SJU, 14-7	Oct. 13	Collegeville
1976	SJU, 59-28	Sept. 18	St. Paul
1977	SJU, 56-7	Sept. 17	Collegeville
1978	SJU, 39-0	Sept. 23	St. Paul
1979	SJU, 45-19	Sept. 22	Collegeville
1980	SJU, 27-3	Sept. 27	Collegeville
1981	SJU, 31-19	Oct. 3	St. Paul
1982	SJU, 37-14	Sept. 18	Collegeville
1983	HU, 26-0	Sept. 17	St. Paul
1984	HU, 18-16	Oct. 27	Collegeville
1985	SJU, 21-10	Oct. 26	St. Paul
1986	SJU, 21-18	Sept. 27	St. Paul
1987	SJU, 17-13	Sept. 26	Collegeville
1988	HU, 22-20	Nov. 13	St. Paul
1989	SJU, 18-16	Nov. 11	Collegeville
1990	HU, 21-0	Sept. 29	St. Paul
1991	SJU, 35-25	Sept. 28	Collegeville
1992	SJU, 21-7	Oct. 10	Collegeville
1993	SJU, 69-0	Oct. 9	Collegeville
1994	HU, 27-26	Oct. 1	Collegeville
1995	SJU, 35-20	Sept. 30	St. Paul
1996	SJU, 29-23	Sept. 28	St. Paul
1997	SJU, 21-0	Sept. 27	Collegeville
1998	SJU, 49-13	Oct. 24	Collegeville
1999	SJU, 20-3	Oct. 23	St. Paul
2000	SJU, 61-0	Oct. 21	Collegeville
2001	SJU, 50-0	Oct. 20	St. Paul
2002	SJU, 56-0	Sept. 14	Collegeville
2003	SJU, 74-7	Sept. 13	St. Paul (Central H.S.)
2004	SJU, 41-6	Oct. 2	St. Paul
2005	SJU, 44-0	Oct. 1	Collegeville
2006	SJU, 56-7	Oct. 21	Collegeville
2007	SJU, 46-7	Oct. 20	St. Paul
2008	SJU, 40-7	Oct. 11	Collegeville
2009	SJU, 41-7	Oct. 10	St. Paul
2010	SJU, 49-0	Nov. 13	Collegeville
2011	SJU, 61-0	Nov. 12	St. Paul
2012	SJU, 55-10	Nov. 3	St. Paul
2013	SJU, 20-14	Nov. 9	Collegeville
2014	SJU, 49-28	Oct. 4	Collegeville
2015	SJU, 41-21	Oct. 3	St. Paul
2016	SJU, 42-6	Nov. 5	Collegeville
2017	SJU, 72-6	Nov. 4	St. Paul
2018	SJU, 51-0	Nov. 3	Collegeville
2019	SJU, 70-0	Nov. 9	St. Paul



LAST MEETING



0



70

SATURDAY, NOV. 9, 2019

ST. PAUL, MINN. | KLAS FIELD | ATTENDANCE: 507



LAST MEETING: SAINT JOHN'S 70, HAMLINE 0

Saturday, Nov. 9, 2019

St. Paul, Minn. | Klas Field | Attendance: 507



	1st	2nd	3rd	4th	Final
Saint John's	28	21	14	7	70
Hamline	0	0	0	0	0

SCORING SUMMARY

QTR	TIME	TEAM		DRIVE	SJU	HAM
1st	13:08	SJU	Kai Barber 17 yd pass from Jackson Erdmann (Colin Kummer kick)	5 plays, 64 yards, TOP 1:52	7	0
1st	09:29	SJU	Kenneth Udoibok 10 yd run (Colin Kummer kick)	3 plays, 63 yards, TOP 1:13	14	0
1st	06:05	SJU	Henry Trost 1 yd run (Colin Kummer kick)	5 plays, 68 yards, TOP 1:50	21	0
1st	02:22	SJU	Chris Harris 100 yd interception (Colin Kummer kick)		28	0
2nd	13:49	SJU	Kenneth Udoibok 4 yd run (Colin Kummer kick)	4 plays, 36 yards, TOP 1:11	35	0
2nd	08:32	SJU	Henry Trost 13 yd run (Colin Kummer kick)	9 plays, 71 yards, TOP 2:53	42	0
2nd	05:21	SJU	T.J. Hodge 24 yd pass from Jackson Erdmann (Colin Kummer kick)	3 plays, 35 yards, TOP 1:11	49	0
3rd	11:48	SJU	Ravi Alston 10 yd pass from Jackson Erdmann (Colin Kummer kick)	4 plays, 30 yards, TOP 1:33	56	0
3rd	08:37	SJU	Dylan Cerney 8 yd run (Colin Kummer kick)	3 plays, 33 yards, TOP 1:03	63	0
4th	12:32	SJU	Dylan Cerney 47 yd run (Colin Kummer kick)	3 plays, 62 yards, TOP 1:34	70	0

TEAM STATISTICS

	SJU	HAM
FIRST DOWNS	27	7
Rushing	14	2
Passing	12	2
Penalty	1	3
NET YARDS RUSHING	294	42
Rushing Attempts	35	40
Average Per Rush	8.4	1.0
Rushing Touchdowns	6	0
Yards Gained Rushing	296	80
Yards Lost Rushing	2	38
NET YARDS PASSING	256	79
Completions-Attempts-Int	15-23-0	7-18-2
Average Per Attempt	11.1	4.4
Average Per Completion	17.1	11.3
Passing Touchdowns	3	0
TOTAL OFFENSE YARDS	550	121
Total offense plays	58	58
Average Gain Per Play	9.5	2.1
Fumbles: Number-Lost	1-1	1-0
Penalties: Number-Yards	6-60	4-40
PUNTS-YARDS	1-40	10-314
Average Yards Per Punt	40.0	31.4
Net Yards Per Punt	40.0	26.4
Inside 20	0	0
50+ Yards	0	0
Touchbacks	0	0
Fair catch	0	3
KICKOFFS-YARDS	11-589	1-40
Average Yards Per Kickoff	53.5	40.0
Net Yards Per Kickoff	38.6	29.0
Touchbacks	1	0
Fair Catch Yards	0	0
Punt returns: Number-Yards-TD	5-50-0	0-0-0
Average Per Return	10.0	0.0
Kickoff returns: Number-Yds-TD	1-11-0	10-139-0
Average Per Return	11.0	13.9
Interceptions: Number-Yds-TD	2-105-1	0-0-0
Fumble Returns: Number-Yds-TD	0-0-0	0-0-0
Miscellaneous Yards	0	-20
Possession Time	28:54	31:06
1st Quarter	4:55	10:05
2nd Quarter	8:15	6:45
3rd Quarter	6:05	8:55
4th Quarter	9:39	5:21
Third-Down Conversions	5 of 7	2 of 16
Fourth-Down Conversions	0 of 0	0 of 2
Red-Zone Scores-Chances	8-10	0-1
Touchdowns	8-10	0-1
Field goals	0-10	0-1
Sacks By: Number-Yards	5-34	0-0
PAT Kicks	10-10	0-0
Field Goals	0-2	0-0
Points off turnovers	14	0

PASSING STATS

	CMP-ATT-INT	YDS	TD	LONG	SACK
Jackson Erdmann	15-23-0	256	3	44	0
TOTALS	15-23-0	256	3	44	0

RUSHING STATS

	NO.	GAIN	LOSS	NET	TD	LONG	AVG.
Dylan Cerney	11	112	2	110	2	47	10.0
Kenneth Udoibok	5	58	0	58	2	21	11.6
Will Kleinschmidt	5	44	0	44	0	18	8.8
Kai Barber	4	30	0	30	0	13	7.5
Jackson Erdmann	2	19	0	19	0	11	9.5
Henry Trost	2	14	0	14	2	13	7.0
Ryan Koob	2	10	0	10	0	6	5.0
Chris Backes	3	9	0	9	0	9	3.0
TEAM	1	0	0	0	0	0	0.0
TOTALS	35	296	2	294	6	47	8.4

RECEIVING STATS

	NO.	YDS	TD	LONG
Ravi Alston	7	128	1	44
T.J. Hodge	4	66	1	24
Henry Trost	2	27	0	15
Matt Mohr	1	18	0	18
Kai Barber	1	17	1	17
TOTALS	15	256	3	44

DEFENSE STATS

	SOLO	AST	TOT	TFL/YDS	SK/YDS	FF	FR/YDS	INT	BR	BLK	QBH
Will Sonntag	1	5	6	-/-	-/-	1	-/-	-	-	-	-
Carter Seymour	4	2	6	1.0/1	-/-	-	-/-	-	-	-	-
Hunter Hake	3	3	6	-/-	-/-	-	-/-	-	-	-	-
Kyle Kornovich	2	4	6	0.5/1	-/-	-	-/-	-	-	-	-
Seth Morem	4	1	5	1.5/4	0.5/3	-	-/-	-	-	-	-
Collin Franz	4	-	4	-/-	-/-	-	-/-	-	-	-	-
Sam Presseller	2	2	4	0.5/-	-/-	-	-/-	-	-	-	-
James Inman	2	1	3	-/-	-/-	-	-/-	-	-	-	-
Nick Jensen	1	2	3	0.5/3	0.5/3	-	-/-	-	-	-	-
Danny Pietruszewski	2	1	3	1.5/14	1.5/14	-	-/-	-	-	-	1
Nick Schmitt	1	2	3	-/-	-/-	-	-/-	-	-	-	-
Dom Nussmeier	1	2	3	1.5/9	1.5/9	-	-/-	-	-	-	-
Metorah Faoliu	3	-	3	-/-	-/-	-	-/-	-	-	-	-
Sam McNamara	1	1	2	-/-	-/-	-	-/-	-	-	-	-
Tommy Deters	2	-	2	-/-	-/-	-	-/-	-	1	-	-
Alex Sais	1	1	2	-/-	-/-	-	-/-	-	-	-	-
Richard Cariveau	2	-	2	-/-	-/-	-	-/-	-	-	-	-
John Kohler	-	1	1	-/-	-/-	-	-/-	1-5	-	-	-
Octavius Wilson	-	1	1	-/-	-/-	-	-/-	-	-	-	-
Chris Harris	1	-	1	-/-	-/-	-	-/-	1-100	-	-	-
Sonte Senne	1	-	1	-/-	-/-	-	-/-	-	-	-	-
Brady Buckentine	1	-	1	-/-	-/-	-	-/-	-	-	-	-
Drew Rudlong	-	1	1	-/-	-/-	-	-/-	-	-	-	-
Will Kleinschmidt	-	1	1	-/-	-/-	-	-/-	-	-	-	-
Dylan Cerney	-	1	1	-/-	-/-	-	-/-	-	-	-	-
J.W. Windsor	1	-	1	1.0/5	1.0/5	-	-/-	-	-	-	-

THE LAST GAME

at Saint John's 49, Minnesota-Morris (Sept. 13)

It took the Saint John's offense a bit to get rolling Saturday afternoon. But once it did, senior tight end **Joey Gendreau** and senior running back **Caden Wheeler** helped make sure the Johnnies kept their feet on the accelerator. Gendreau, a preseason All-American, had eight catches for 124 yards and two touchdowns, while Wheeler carried the ball eight times for 81 yards and two more scores, as Saint John's rolled past Minnesota-Morris 49-0 in their season opener before a crowd of 8,759 at a sunny and warm Clemens Stadium.

The Johnnies lost four-year starting quarterback **Aaron Syverson** '24, the MIAC's all-time leader in both passing yardage and touchdown passes, to graduation. The top two candidates to replace him each saw extensive action last Saturday. Junior **Trey Feeney**, a transfer from FCS North Dakota, finished 12 of 13 passing for 141 yards and two touchdowns. Senior **Zander Dittbenner** was 7 of 10 for 138 yards and one touchdown.

The Johnnies came out of the gate a touch slow, picking up a pair of first downs before having to punt the ball away at their own 49 on their first offensive possession. But they broke through on series No. 2, taking a 7-0 lead on a 3-yard Wheeler touchdown run on the final play of the first quarter. That was followed by a 20-yard touchdown run by junior **Corey Bohmert**, who finished the day with five carries for 73 yards.

Feeney and Gendreau connected on an 8-yard touchdown pass midway through the second quarter that put SJU on top 21-0 at halftime. Then Gendreau and Dittbenner linked up on a 35-yard scoring strike on the opening drive of the second half.

From there, it was the defense's time to shine. Junior linebacker **Aiden McMahon** (Maple Grove, Minn.) forced and recovered a fumble at the Cougars' 43-yard line to set up a 1-yard touchdown pass from Feeney to senior preseason All-American **Dylan Wheeler**. Just two plays later, senior defensive back **Jack St. Fleur** picked off a pass and returned it 40 yards for a touchdown.

In all, the Johnnies - who finished with 488 yards of total offense - held Minnesota-Morris to just 124. The Cougars managed just nine first downs and SJU recorded three quarterback sacks.

Caden Wheeler then closed out the scoring for the Johnnies with a 9-yard touchdown run late in the third quarter. The Cougars had a pair of scoring chances late but turned the ball over on downs at the SJU 11 and 6-yard lines.

at Hamline 28, Crown 21 (Sept. 6)

Hamline won its 2025 season opener by a 28-21 score over Crown back on Sept. 6 in St. Paul. Zayden Stevens, who became the first Piper freshman to start at quarterback in the season opener since 1979, passed for three touchdowns.

In the first quarter, Crown opened the scoring with a 32-yard field goal by Reichen Hoekstra at the 6:22 mark, capitalizing on a fumble recovered by Jakalyn Roy at the Hamline 17-yard line. The Pipers quickly responded with a strong offensive drive, highlighted by Stevens' 3-yard touchdown pass to Samuel Pachuta with 3:50 remaining. Kieran Barrientos added the extra point to give Hamline a 7-3 lead. Despite a sustained drive by the Polars, Hamline's defense held firm, highlighted by Elijah Gingras's sack of Zach Brown, as the quarter concluded with Hamline leading 7-3.

The second quarter began with the Polars capitalizing on a 28-yard run by Jamarrius Courtney, aided by a 15-yard unsportsmanlike conduct penalty on Hamline's Jevon Jones, leading to a Donovan Soloman touchdown at 13:02. That momentum was halted when Reichen Hoekstra missed the extra point, which put Crown ahead 9-7. Hamline quickly responded, with Stevens connecting with Dawson Schaffer for a 48-yard touchdown just 12 seconds into their possession, putting them ahead 14-9. Crown regained the lead briefly with a 33-yard touchdown pass from Courtney to former Johnnie Jakari Hunnecook, but Hamline closed the half decisively when Stevens found Schaffer again, this time for a 26-yard touchdown with seven seconds left, securing a 21-15 halftime lead.

In the third quarter, the Pipers extended their lead over the Polars with a decisive drive culminating in a seven-yard touchdown run by Elijah Simmons at 6:28, followed by a successful extra point from Barrientos. Earlier in the quarter, Crown's possession was cut short when Donovan Soloman fumbled at their 48-yard line, recovered by Hamline's Dominic Sandoval. The Pipers capitalized on this turnover, with Simmons contributing significantly to the drive, including a key 12-yard rush. Despite Crown's efforts to respond, a crucial holding penalty nullified their advance into the red zone, keeping

Hamline's defense strong throughout the quarter.

In the fourth quarter, Hamline's Erik Aune intercepted a pass from Courtney at the 14:46 mark, setting the tone for a defensive battle. Despite Hamline's efforts, Crown's Eddie Hallowanger snatched an interception at 13:36, preventing further momentum. At 5:14, Crown's Devin Williams fumbled, only for Hamline's Max Mills to recover, but the Pipers were unable to capitalize, turning the ball over on downs. Crown closed the gap with a late eight-yard touchdown run by Jamarrius Courtney as the clock expired, yet Hamline held on for a 28-21 victory.

Current Statistical Leaders

THE PIPERS' STAT LEADERS

Rushing	Gms.	Att.	Yds.	Avg.	TD	Long
Elijah Simmons	1	11	37	3.4	1	12
Zayden Stevens	1	7	14	2.0	0	9
Dukenson Henry Jr.	1	2	6	3.0	0	4
Will Priest	1	2	2	1.0	0	3
Passing	Gms.	Att.	Comp.	Int.	TD	Yards
Zayden Stevens	1	31	22	2	3	282
Receiving	Gms.	Rec.	Yds.	Avg.	TD	Long
Dawson Schaffer	1	4	119	29.75	2	48
D'Nari Adams	1	8	93	11.63	0	21
Eric Pfennig-Wendt	1	5	38	7.60	0	17
Samual Pachuta	1	3	18	6.00	1	15
Mitchell Langman	1	2	14	7.00	0	
Defense	Solo	Asst.	Total	TFL	Sacks	Int.
Croix Zacharias	9	2	11.0	---	---	---
Erik Aune	7	0	7.0	---	---	1-20
John Beaudin	5	1	6.0	---	---	---
Elijah Gingas	3	1	4.0	1.0/---	1.0/---	---
Jevon Jones	3	---	3.0	---	---	---

THE JOHNNIES' STAT LEADERS

Rushing	Gms.	Att.	Yds.	Avg.	TD	Long
Caden Wheeler	1	8	81	10.1	2	25
Corey Bohmert	1	5	73	14.6	1	29
Dylan Kirchner	1	3	18	6.0	0	14
Passing	Gms.	Att.	Comp.	Int.	TD	Yards
Trey Feeney	1	13	12	0	2	141
Zander Dittbenner	1	10	7	1	1	138
Lucas Jansky	1	1	1	0	0	12
Receiving	Gms.	Rec.	Yds.	Avg.	TD	Long
Joey Gendreau	1	8	124	15.5	2	35
Caden Wheeler	1	3	44	14.7	0	17
Dylan Wheeler	1	3	29	9.7	1	24
Riley Schwellenbach	1	2	62	31.0	0	32
Faaris Amegankpoe	1	1	12	12.0	0	12
Defense	Solo	Asst.	Total	TFL	Sacks	Int.
Aiden McMahon	5	4	9.0	1.0/1	---	---
Landon Danner	2	3	5.0	1.0/2	0.5/1	---
Jack St. Fleur	4	1	5.0	---	---	1/40
Evan Wahlin	2	3	5.0	1.0/3	---	---
Grady Minnerath	1	4	5.0	1.0/0	0.5/1	---



THE FASCHING FILE



Born	Sept. 30, 1958
Hometown	Winsted, Minn.
High School	Holy Trinity, 1977
Wife	Cindy
Children	daughters, Laura and Megan sons, Jeff, Ryan and Scott
Degrees	Social Science; Saint John's, 1981 Sports Management; St. Cloud State, 2000

DURING FASCHING'S TENURE ON STAFF

All-Americans	82 (79 football, 3 track & field)
Academic All-Americans	29
All-MIAC First-Team Selections	225
MIAC Championships	16
	1996, 1998, 1999, 2001, 2002, 2003, 2005, 2006, 2008, 2009, 2014, 2018, 2019, 2021, 2022, 2024
Postseason Appearances	21
	1996, 1998, 1999, 2000, 2001, 2002, 2003, 2005, 2006, 2007, 2008, 2009, 2014, 2015, 2016, 2017, 2018, 2019, 2021, 2022, 2024

FOLLOWING THE LEGEND

A 1981 SJU graduate, Fasching became the 16th head coach in the 102-year history of Saint John's University football following the 2012 season. He succeeded John Gagliardi, who announced his retirement following 60 seasons at SJU, after serving 17 seasons as an assistant football coach and recruiting coordinator at SJU. Fasching was a three-year starter for Gagliardi and the Johnnies at linebacker during the 1978 and 1980-81 seasons. A knee injury held him out of the 1979 season.

AS AN ASSISTANT

The Johnnies posted a 164-39 record (120-22 MIAC) with 10 conference titles and 12 postseason appearances (22-11 playoff record), including the 2003 national championship, 2000 national runner-up performance and four national semifinal games during his tenure as an assistant coach. He also coached SJU's throwers as an assistant track and field coach from 1996-2011.

AT ST. CLOUD CATHEDRAL

Prior to joining the Johnnies' coaching staff, Fasching served as the head football coach at St. Cloud Cathedral High School from 1986-95, where he led the Crusaders to the State Class B title in 1992 and 1993.

HALL OF FAMER & COACH OF THE YEAR

Fasching was inducted into the Minnesota Football Coaches Association Hall of Fame in April 2022 and St. Cloud Cathedral's Athletic Hall of Fame in February 2022. He is a seven-time MIAC Coach of the Year: 2014, 2017, 2018, 2019, 2021, 2022 and 2024.

FASCHING'S COACHING RECORD

Year	School	Position	Record	Notes
1982	St. Cloud Cathedral	Defensive Coordinator	6-3	
1983	St. Cloud Cathedral	Defensive Coordinator	3-6	
1984	St. Cloud Cathedral	Defensive Coordinator	5-4	
1985	St. Cloud Cathedral	Defensive Coordinator	6-4	
			20-17 (.541)	
1986	St. Cloud Cathedral	Head Coach	4-5	
1987	St. Cloud Cathedral	Head Coach	2-6	
1988	St. Cloud Cathedral	Head Coach	7-3	
1989	St. Cloud Cathedral	Head Coach	6-5	
1990	St. Cloud Cathedral	Head Coach	2-7	
1991	St. Cloud Cathedral	Head Coach	1-7	
1992	St. Cloud Cathedral	Head Coach	10-4	Class B State Champions
1993	St. Cloud Cathedral	Head Coach	14-0	Class B State Champions
1994	St. Cloud Cathedral	Head Coach	4-5	
1995	St. Cloud Cathedral	Head Coach	7-4	
			57-46 (.553)	
1996	Saint John's	Defensive Assistant	11-1	MIAC Champions, NCAA
1997	Saint John's	Defensive Assistant	6-4	
1998	Saint John's	Defensive Assistant	11-1	MIAC Champions, NCAA
1999	Saint John's	Defensive Assistant	11-2	MIAC Champions, NCAA
2000	Saint John's	Defensive Assistant	13-2	National Runner-Up
2001	Saint John's	Defensive Assistant	11-3	MIAC Champions, NCAA
2002	Saint John's	Defensive Assistant	12-2	MIAC Champions, NCAA
2003	Saint John's	Defensive Assistant	14-0	National Champions
2004	Saint John's	Defensive Assistant	7-3	
2005	Saint John's	Defensive Assistant	11-1	MIAC Champions, NCAA
2006	Saint John's	Defensive Assistant	11-2	MIAC Champions, NCAA
2007	Saint John's	Defensive Assistant	10-2	NCAA
2008	Saint John's	Defensive Assistant	8-3	MIAC Champions, NCAA
2009	Saint John's	Defensive Assistant	10-1	MIAC Champions, NCAA
2010	Saint John's	Defensive Assistant	7-3	
2011	Saint John's	Defensive Assistant	6-4	
2012	Saint John's	Defensive Assistant	5-5	
			164-39 (.808)	
2013	Saint John's	Head Coach	7-3	
2014*	Saint John's	Head Coach	10-2	MIAC Champions, NCAA
2015	Saint John's	Head Coach	10-2	NCAA
2016	Saint John's	Head Coach	10-2	NCAA
2017*	Saint John's	Head Coach	9-2	NCAA
2018*	Saint John's	Head Coach	12-1	MIAC Champions, NCAA
2019*	Saint John's	Head Coach	12-2	MIAC Champions, NCAA
2021*	Saint John's	Head Coach	11-1	MIAC Champions, NCAA
2022*	Saint John's	Head Coach	10-2	MIAC Champions, NCAA
2023	Saint John's	Head Coach	8-2	
2024*	Saint John's	Head Coach	11-1	MIAC Champions, NCAA
2025	Saint John's	Head Coach	1-0	
			111-20 (.847)	

*MIAC Coach of the Year

SJU'S RECORD UNDER HEAD COACH GARY FASCHING

Category	2013	2014	2015	2016	2017	2018	2019	2021	2022	2023	2024	2025	TOTAL
Record	7-3	10-2	10-2	10-2	9-2	12-1	12-2	11-1	10-2	8-2	11-1	1-0	111-20
MIAC	5-3	7-1	7-1	7-1	7-1	8-0	7-1	8-0	7-1	7-1	8-0	---	78-10
Non-Conference (Regular Season)	2-0	2-0	2-0	2-0	2-0	2-0	2-0	2-0	2-0	1-1	2-0	1-0	22-1
Postseason	---	1-1	1-1	1-1	0-1	2-1	3-1	1-1	1-1	---	1-1	---	11-9
Home	3-2	5-1	6-1	5-1	6-0	8-0	5-1	7-1	7-1	5-0	7-1	1-0	65-9
Away	4-1	5-1	4-1	5-1	3-1	3-1	6-1	4-0	3-1	3-2	4-0	---	44-10
Neutral	---	---	---	---	0-1	1-0	1-0	---	---	---	---	---	2-1
Ranked (AFCA/D3football.com)	2-2	7-1	10-2	10-2	9-2	12-1	12-2	11-1	10-2	8-2	11-1	1-0	103-18
vs. Ranked (AFCA/D3football.com)	1-1	2-1	2-2	1-2	1-2	2-1	4-1	4-1	3-2	2-1	4-1	---	26-15
Ranked vs. Ranked (AFCA/D3football.com)	---	1-1	1-2	1-2	1-2	2-1	4-1	4-1	3-2	2-1	4-1	---	23-14
Score First	5-1	8-0	8-0	8-0	9-1	11-0	8-2	9-1	7-1	5-1	8-1	1-0	87-8
Opponent Score First	2-2	2-2	2-2	2-2	0-1	1-1	4-0	2-0	3-1	3-1	3-0	---	24-12
Leading at Half	5-1	8-0	10-0	9-0	8-0	12-0	9-0	9-0	10-1	7-0	10-0	1-0	98-2
Trailing at Half	1-2	1-1	0-1	1-2	0-2	0-1	3-2	2-1	0-1	1-1	---	---	9-14
Tied at Half	1-0	1-1	0-1	---	1-0	---	---	---	---	0-1	1-1	---	4-4
Leading after Third Quarter	5-1	10-0	10-0	9-0	9-0	12-0	11-0	10-0	10-1	7-0	10-0	1-0	104-2
Trailing after Third Quarter	1-2	0-1	0-2	1-2	0-2	0-1	1-1	1-1	0-1	1-2	1-1	---	6-16
Tied after Third Quarter	1-0	0-1	---	---	---	---	0-1	---	---	---	---	---	1-2
Overtime	0-1	---	---	---	---	---	0-1	---	---	1-0	---	---	1-2
September	3-1	3-1	3-1	3-1	4-1	4-0	3-0	3-0	2-1	3-1	3-0	1-0	35-7
October	3-0	3-0	4-0	4-0	3-0	4-0	4-0	5-0	5-0	3-1	4-0	---	42-1
November	1-2	4-1	3-1	3-1	2-1	4-0	4-1	3-1	3-1	2-0	4-0	---	33-9
December	---	---	---	---	---	0-1	1-1	---	---	---	0-1	---	1-3
Scoring less than 20 points	2-2	0-2	0-2	0-1	1-2	0-1	2-1	---	---	---	---	---	5-11
Scoring 20+ points	5-1	10-0	10-0	10-1	8-0	12-0	10-1	11-1	10-2	8-2	11-1	1-0	106-9
Scoring 30+ points	2-0	5-0	8-0	9-0	7-0	11-0	10-1	10-0	8-0	6-1	10-1	1-0	87-3
Scoring 40+ points	---	2-0	8-0	8-0	6-0	10-0	7-0	6-0	6-0	5-0	8-0	1-0	66-0
Allowing less than 20 points	6-0	9-0	8-0	8-0	9-1	9-0	7-1	8-0	8-0	4-0	7-0	1-0	84-2
Allowing 20+ points	1-3	1-2	2-2	2-2	0-1	3-1	5-1	3-1	2-2	4-2	4-1	---	27-18
Allowing 30+ points	---	---	0-2	1-2	---	---	2-1	1-1	1-0	1-2	2-1	---	8-9
Rushing for less than 100 yards	1-1	0-1	0-2	1-1	1-1	1-1	4-1	0-1	4-1	4-2	3-1	---	19-13
Rushing for 100+ yards	6-2	10-1	10-0	9-1	8-1	11-0	8-1	11-0	6-1	4-0	8-0	1-0	92-7
Rushing for 200+ yards	2-0	7-0	8-0	7-0	6-0	5-0	3-1	6-0	2-0	2-0	2-0	---	50-1
Rushing for 300+ yards	---	3-0	---	2-0	3-0	2-0	---	1-0	---	---	---	---	11-0
Passing for less than 200 yards	5-2	9-2	6-0	2-1	4-2	---	---	2-0	---	---	---	---	28-7
Passing for 200+ yards	2-1	1-0	4-2	8-1	5-0	12-1	12-2	9-1	10-2	8-2	11-1	1-0	83-13
Passing for 300+ yards	---	---	---	1-0	1-0	3-1	9-2	3-0	5-1	6-0	10-1	---	38-5
Passing for 400+ yards	---	---	---	---	---	1-1	6-0	1-0	---	3-0	4-1	---	15-2
Totalling less than 200 yards	---	---	---	---	0-1	---	---	---	---	---	---	---	0-1
Totalling 200+ yards	7-3	10-2	10-2	10-2	9-1	12-1	12-2	11-1	10-2	8-2	11-1	1-0	111-19
Totalling 300+ yards	6-2	9-1	9-0	9-1	8-0	12-1	12-2	10-1	9-2	8-1	11-1	1-0	104-12
Totalling 400+ yards	1-0	3-0	7-0	8-0	6-0	10-1	10-1	9-0	4-1	6-0	11-1	1-0	77-4
Allowing less than 100 yards	---	---	---	3-0	3-0	1-0	---	---	---	---	---	---	7-0
Allowing less than 200 yards	---	2-0	1-0	7-0	5-0	3-0	4-0	4-0	---	2-0	5-0	1-0	34-0
Allowing less than 300 yards	3-1	6-0	5-0	7-0	9-0	7-0	6-1	9-1	7-0	6-0	6-0	1-0	72-3
Allowing 300+ yards	4-2	4-2	5-2	3-2	0-2	5-1	6-1	2-0	3-2	2-2	5-1	---	39-17
Having a 100-yard Rusher	2-0	10-0	8-0	1-1	3-1	2-0	1-1	5-0	0-1	---	2-0	---	34-4
Having 2 100-yard Rushers	---	1-0	---	---	---	1-0	---	---	---	---	---	---	2-0
Having a 100-yard Receiver	3-0	---	3-1	4-0	2-0	4-1	10-2	4-0	6-1	5-1	9-1	1-0	51-7
Having a 200-yard Receiver	---	---	---	---	---	1-0	1-0	---	---	1-0	---	---	3-0
Opponent 100-yard Rusher	4-0	1-1	1-2	1-2	0-1	2-0	2-0	1-0	1-0	0-1	1-1	---	14-8
Opponent 100-yard Receiver	2-1	3-0	4-0	2-0	1-0	3-0	3-0	3-1	3-1	1-1	4-1	---	29-5
No Turnovers	1-0	5-0	4-0	3-0	3-1	6-0	3-0	2-0	2-0	2-0	3-0	---	34-1
Less than 3 Turnovers	3-3	9-2	10-0	9-1	9-2	10-0	11-1	10-0	8-1	8-2	10-1	---	97-13
3+ Turnovers	4-0	1-0	0-2	1-1	---	2-1	1-1	1-1	2-1	---	1-0	1-0	14-7
No Takeaways	2-0	1-1	1-1	---	1-0	1-1	3-0	1-1	1-0	1-1	3-0	---	15-5
Less than 3 Takeaways	3-2	4-2	6-2	6-2	5-2	7-1	7-2	8-1	7-2	6-1	7-1	1-0	67-18
3+ Takeaways	4-1	6-0	4-0	4-0	4-0	5-0	5-0	3-0	3-0	2-1	4-0	---	44-2
30:00+ Possession	4-2	7-1	4-0	10-1	7-0	5-0	4-1	8-1	5-1	6-0	8-0	---	68-7
Less than 30:00 Possession	3-1	3-1	6-2	0-1	2-2	7-1	8-1	3-0	5-1	2-2	3-1	1-0	43-13

WINS IN FIRST 11 SEASONS/131 GAMES

Gary Fasching is off to the best start, in regard to wins, by any head coach in program history. That history, of course, includes the likes of college football's all-time wins leader, **John Gagliardi**. Fasching is also ahead of Gagliardi's pace when it comes to their first 131 games coached at SJU.

Among SJU Football Coaches With Six Seasons Coached or More

Coach	First 11 Seasons	First 131 Games	Total at SJU
Gary Fasching	110-20 (.846)	111-20 (.847)	111-20 (.847)
John Gagliardi	67-23-2 (.739)	92-36-3 (.714)	465-132-10 (.774)
Joe Benda	42-26-8 (.605)	---	57-32-8 (.629)

SJU'S HEAD FOOTBALL COACHES

CHRONOLOGICAL

Name	Yrs. (Seasons)	Record (Pct.)
John O'Leary	1900-01 (2)	4-2-0 (.667)
Ignatius Vonderhaar	1902 (1)	0-1-0 (.000)
Peter Boquel	1903-04 (2)	3-2-0 (.600)
Harry Comeau	1905-06 (2)	3-0-0 (1.000)
Frank Cassidy	1907 (1)	1-3-0 (.250)
William Brennan	1908-09 (2)	4-6-0 (.400)
Edward Cahill	1920-21 (2)	1-6-0 (.143)
Fred Sanborn	1922-23 (2)	3-8-0 (.273)
Eugene Aldrich	1924 (1)	1-4-1 (.250)
Wilfred Houle	1925-29 (5)	7-22-3 (.266)
Joe Benda	1930-36, 1941-42, 1945-49 (14)	57-32-8 (.629)
George Durenberger	1937-40 (4)	20-10-1 (.661)
Henry Welsch	1944 (1)	1-0-1 (.750)
John McNally	1950-52 (3)	13-9-0 (.591)
John Gagliardi	1953-12 (60)	465-132-10 (.774)
Gary Fasching	2013-current (13)	111-20-0 (.847)

WINS - OVERALL

1. John Gagliardi	465
2. Gary Fasching	111
3. Joe Benda	57

PCT. - OVERALL (min. 15 games)

1. Gary Fasching	.847 (111-20)
2. John Gagliardi	.774 (465-132-10)
3. George Durenberger	.661 (20-10-1)

WINS - MIAC

1. John Gagliardi	362
2. Gary Fasching	78
3. Joe Benda	35

PCT. - MIAC (min. 10 games)

1. Gary Fasching	.886 (78-10)
2. John Gagliardi	.780 (362-99-9)
3. George Durenberger	.625 (12-7-1)

WINS - HOME

1. John Gagliardi	241
2. Gary Fasching	65
3. Joe Benda	30

PCT. - HOME (min. 15 games)

1. Gary Fasching	.878 (65-9)
2. John Gagliardi	.818 (241-52-4)
3. Joe Benda	.722 (30-10-5)



FASCHING VS. THE OPPONENTS

OPPONENT	OVERALL	HOME	AWAY	NEUTRAL
Augsburg	11-0	6-0	5-0	---
Aurora, Ill.	2-0	2-0	---	---
Bethel	12-2	7-1	5-1	---
Buena Vista, Iowa	2-0	1-0	1-0	---
Carleton	11-0	5-0	6-0	---
Carthage, Wis.	1-0	1-0	---	---
Chapman, Calif.	1-0	---	1-0	---
Concordia-Moorhead	9-3	3-3	6-0	---
Dubuque, Iowa	2-0	2-0	---	---
Gustavus Adolphus	9-2	5-0	3-2	1-0
Hamline	7-0	4-0	3-0	---
Lake Forest, Ill.	1-0	1-0	---	---
Linfield, Ore.	0-1	0-1	---	---
Martin Luther	2-0	2-0	---	---
Mary Hardin-Baylor, Texas	0-1	---	0-1	---
Minnesota-Morris	1-0	1-0	---	---
North Central, Ill.	0-1	---	0-1	---
Northwestern	1-0	1-0	---	---
Presentation, S.D.	1-0	1-0	---	---
Rose-Hulman, Ind.	1-0	1-0	---	---
St. Olaf	11-0	5-0	6-0	---
St. Scholastica	7-0	5-0	2-0	---
St. Thomas	4-4	1-2	2-1	1-1
Susquehanna, Pa.	0-1	0-1	---	---
Thomas More, Ky.	1-0	1-0	---	---
Trinity, Texas	1-0	1-0	---	---
Wartburg, Iowa	1-2	1-1	0-1	---
Wheaton, Ill.	1-0	---	1-0	---
Whitworth, Wash.	1-0	1-0	---	---
UW-Eau Claire	2-0	1-0	1-0	---
UW-La Crosse	1-0	1-0	---	---
UW-Oshkosh	0-1	---	0-1	---
UW-Platteville	1-0	1-0	---	---
UW-River Falls	3-0	2-0	1-0	---
UW-Stout	2-0	1-0	1-0	---
UW-Whitewater	1-2	1-0	0-2	---
TOTAL	110-20	64-9	44-10	2-1

WINNINGEST ACTIVE COACHES

BY PERCENTAGE

This list includes all coaches with at least five seasons at four-year colleges regardless of division or association.

**entering the 2025 season*

Name	Yrs. (Seasons)	Record (Pct.)
1. Geoff Dartt, Mount Union (Ohio)	5	56-4-0 (.933)
2. Kalen DeBoer, Alabama	10	114-16-0 (.877)
3. Ryan Day, Ohio State	7	70-10-0 (.875)
4. Tony Annese, Ferris State (Mich.)	12	137-21-0 (.867)
5. Brett Dietz, DePauw (Ind.)	5	41-7-0 (.854)
6. Jeff Devaney, Trinity (Conn.)	18	128-23-0 (.848)
7. Kirby Smart, Georgia	9	105-19-0 (.847)
8. Gary Fasching, Saint John's (Minn.)	11	110-20-0 (.846)
9. Matt Entz, Fresno State (Calif.)	5	60-11-0 (.845)
10. Joseph Smith, Linfield (Ore.)	18	166-31-0 (.843)
11. Paul Simmons, Harding (Ark.)	7	77-15-0 (.837)
12. Don Beebe, Aurora (Ill.)	6	51-10-0 (.836)
13. Nate Milne, Muhlenberg (Pa.)	6	60-13-0 (.822)
14. Duke Greco, West Chester (Pa.)	10	95-21-0 (.819)
15. Mike Jacobs, Mercer (Ga.)	9	85-20-0 (.810)

ASSISTANT COACHES

BRANDON NOVAK



Defensive Coordinator/Defensive Backs

Saint John's '01, 26th season

Novak is in his 26th season as an assistant coach for the Johnnies in 2025. A 2001 graduate of SJU, Novak was named the MIAC Most Valuable Player as a linebacker in 1999 and a two-time, first-team All-America selection. He coached linebackers for 11 seasons but transitioned to the offensive side of the ball to coach running backs in 2012, only to return to the defensive side of the ball in 2013. Novak ended a 10-year tenure as the head wrestling coach at SJU following the 2013-14 season. On the mat, Novak won the national wrestling title at 197 pounds in March 2001 and was a three-time All-American. He was inducted into the Division III National Wrestling Coaches' Association (NWCA) Hall of Fame in March 2017. Novak and his wife, Heather, live in St. Joseph with their two sons, Sebastian and Maikol, and daughter, Luciana.



KOLE HECKENDORF

Offensive Coordinator/Receivers

North Dakota State '08, 13th season

Heckendorf is in his 13th season as an offensive assistant in 2025 and the eighth as the Johnnies' offensive coordinator. SJU averaged 42.8 points and 475.8 yards of offense per game (148.0 rushing and 327.8 passing) in his first six seasons (73 games) as offensive coordinator. In 2002, Heckendorf set a pair of Wisconsin records with 116 receptions for 1,714 yards as a junior at Mosinee High School and ended his career as the state's all-time leader in receiving yards (3,831) and touchdowns (36). Heckendorf accepted a scholarship to FCS North Dakota State and ended a four-year collegiate career (2005-08) as the all-time leader in catches (178) and receiving yards (2,732). He signed with the Green Bay Packers as an undrafted free agent in 2009 and later joined four other National Football League organizations: the Detroit Lions, Seattle Seahawks, San Diego Chargers and Indianapolis Colts. Kole and his wife, Kristen, son, Landon, and daughter, Hallie, reside in Sauk Rapids.



DAMIEN DUMONCEAUX



Recruiting Coordinator/Defensive Line

Saint John's '05, 20th season

Dumonceaux is in his 20th season on the defensive coaching staff in 2025 after serving as a three-year starter at nose tackle from 2003-05. A 2005 All-American, Dumonceaux received a pair of national awards, Football Gazette's Defensive Lineman of the Year and D3football.com's Defensive Player of the Year, and received the MIAC Mike Stam Award as the conference's top lineman. Dumonceaux and his wife, Patricia, have a son, Fischer, and live in St. Joseph.



ASSISTANT COACHES



JOSH BUNGUM

Quarterbacks

Saint John's '16, 10th season

Bungum is in his 10th season as an SJU assistant coach in 2025. A 2016 graduate of SJU, Bungum was named D3football.com All-American honorable mention in 2015 as a returner, where he was a two-time All-MIAC first-team selection.



MAX JACKSON

Defensive Assistant/ Diversity & Student Success

Saint John's '19, fifth season

Jackson is in his fifth season as a defensive assistant, as well as the program's diversity and student success officer, in 2025. A 2019 graduate and a two-sport star, Jackson was a two-time All-American safety and All-Region outfielder for SJU.



JAMES HERBERG

Defensive Backs/ Recruiting

Gustavus '09, first season

Herberg led Rocori High School to eight state tournament appearances - four as a defensive assistant (2009-17) and four more as head coach (2018-24), including Minnesota Class AAAA state championships in 2011 and 2019, and a state runner-up finish in 2023.



ISAIAH TRAUFLER

Tight Ends/Recruiting

Saint John's '24, first season

A 2024 graduate of Saint John's, Traufler served as player personnel and a recruiting assistant at Division I (FBS) Wisconsin last fall before re-joining the Johnnies this season.



WILL BLAKEY

Running Backs

Saint John's '27, first season

A 2016 graduate of St. Paul Central High School, Blakey served six years of active duty in the U.S. Air Force. He transferred to SJU from Division I Portland State prior to the 2024 season and rushed for 446 yards and 10 touchdowns.



BEN ELI

Offensive Line

Saint John's '16, ninth season

The 2025 season is Eli's ninth as an assistant coach at SJU. A December 2016 graduate, Eli was an American Football Coaches' Association (AFCA) All-America first-team selection in 2016. He was also named to the D3football.com All-West Region second-team and was an All-MIAC first-team selection in 2016.



COLLIN FRANZ

Defensive Assistant/ Defensive Line

Saint John's '21, fourth season

Franz is in his fourth season as an assistant coach for SJU in 2025. Franz started all 12 games in 2021 and posted a career-high 7.5 tackles for loss, an interception, fumble recovery and batted down five passes.



MIKE MAGNUSON

Offensive Line

Saint John's '90, 11th season

Magnuson is in his sixth season as an assistant coach for SJU in 2021 and the fourth as the team's offensive line coach. A 1990 graduate of SJU, Magnuson was a three-year starter at offensive tackle and a member of two NCAA playoff teams (1987 and 1989) and the 1989 MIAC championship squad.



ALEXI JOHNSON

Kickers

Saint John's '17, eighth season

Johnson is in his eighth season as a volunteer assistant coach for the Johnnies in 2025. A 2017 graduate of SJU, Johnson was a four-year kicker for the Johnnies from 2013-16 and ended his career second in school history in both career field goals (27) and career PAT's (190).



ANDY AUGER

Volunteer Defensive Assistant

Saint John's '95, seventh season

Auger is in his seventh season as a volunteer assistant coach for SJU's defense in 2025. A 1995 graduate of SJU, Auger played both baseball and football for the Johnnies and was a member of four MIAC-champion teams across the two sports.



TOM WICKA

Volunteer Assistant/ Linebackers

Saint John's '90, fourth season

Wicka is in his fourth season as a volunteer assistant coach for the Johnnies in 2025, working with linebackers. A 1990 graduate of SJU, Wicka was a three-year starter at linebacker and a member of two NCAA playoff teams (1987 and 1989) and the 1989 MIAC championship squad.



JIM PLATTEN

Volunteer Equipment Manager

Saint John's '74, 26th season

For well over 25 years, Jim Platten '74 has volunteered in the equipment room, helping out with the football team and other programs. Along the way, Platten has been a friend, resource and mentor to multiple generations of Johnnie student-athletes.

SUPPORT STAFF

Dan O'Brien	Interim Director of Athletics	St. Thomas '87	First season
Ryan Klinkner	Athletic Communications	Saint John's '04	20th season
Jordan Modjeski	Athletic Communications	Saint Mary's '22	First season
Scott Bierscheid	Athletic Trainer	MSU-Mankato '92	29th season
Cody Tusler	Equipment Manager	North Dakota State '18	First season
Peyton Bigaouette	Facility & Game Day Operations	Saint John's '24	Second season
Justin Rost	Strength & Conditioning	Northwestern (Iowa) '11	12th season

NEW ASSISTANT COACHES

The newest additions to the Saint John's football coaching staff are a pair of familiar faces. **James Herberg** led Rocori High School to eight state tournament appearances - four as a defensive assistant (2009-17) and four more as head coach (2018-24), including Minnesota Class AAAA state championships in 2011 and 2019, and a state runner-up finish in 2023. He is coaching the Johnnies' defensive backs. A 2024 graduate of Saint John's, **Isaiah Trauffer** '24 served as player personnel and a recruiting assistant at Division I (FBS) Wisconsin last fall before re-joining the Johnnies this season. A 2016 graduate of St. Paul Central High School, **Will Blakey** served six years of active duty in the U.S. Air Force. He transferred to SJU from Division I Portland State prior to the 2024 season and rushed for 446 yards and 10 touchdowns.

WICKA TO RECEIVE AWARD SEPT. 27

Current Saint John's assistant coach and former linebacker **Tom Wicka** '90 will receive the Bob Basten Excellence in Leadership Award at halftime of the Johnnies' Homecoming game on Sept. 27. The award is presented annually to a former Johnnie football player who has exhibited outstanding leadership traits, has been involved in his community and with his alma mater, has carried a sense of fair play beyond the football field and has demonstrated an overall commitment to excellence. It is named in honor of **Bob Basten** '82, who went to training camp with the Minnesota Vikings before embarking on a successful career as a business executive. He died in 2012 after a decade-long battle with ALS/Lou Gehrig's Disease.

Wicka credits two men with helping shape the work ethic and values that have helped drive his considerable professional success and many contributions to the community.

The first is his father Richard, a 1952 Saint John's University graduate. The second is John Gagliardi, the longtime legendary Johnnies head football coach for whom Wicka played linebacker from 1986-89, earning All-MIAC honors twice.

"The ethos of Saint John's is really centered on how do you contribute to the world around you and how do you try and be a leader - not just professionally, but in the community," Wicka said.

"That's something John really pushed, and in the four years I played for him, I took away lessons daily, weekly and annually. Those were things my father also stressed as well - thinking beyond yourself. He and John were really of the same vintage. They came from different parts of the country - my father from North Dakota and John from Colorado. But their basic philosophies were much the same."

In fact, it was his father who first connected Wicka with Gagliardi - helping clear the ground for his youngest son's choice to attend SJU.

"I was the last of six kids," said Wicka, a graduate of Cretin-Derham Hall High School. "The four oldest boys all went to the (University of Minnesota), and my sister went to Saint Mary's in Winona. So I was his last shot.

"But Saint John's wasn't high on my radar early on. Then one day, my dad shrewdly suggested we go see John speak at a luncheon in the basement of my old grade school in St. Paul. He just said it was a free meal and it might be fun. John spoke and the hook was set in me right there. I really connected to him and started to think Saint John's would be the right place for me.

"In retrospect my dad knew exactly what he was doing the whole time," he added with a chuckle.

Wicka has shown he knows what he's doing as well. After graduating from SJU, he has gone on to a long and successful career founding and leading businesses in the direct marketing, commercial printing and health care tech services industries. That included serving as Chief Marketing Officer and Executive Vice President, as well as owner of IWCO Direct, for almost nine years, and as co-founder and Chief Executive Officer of NovuHealth from 2012 to 2020. Currently, he is a founder and investor with River Road Investors, an investment group that also includes fellow Johnnies David Sunberg and

Carter Hanson, another former standout linebacker for the Johnnies.

But beyond his professional success, he has always made sure to give back, including through founding the Nash Avery Foundation with his wife Angie to combat Duchenne Muscular Dystrophy. It's named after the couple's son Nash, who was diagnosed with the condition at age 4 and waged a courageous battle against it before his passing in 2017.

He has also been a major contributor to the Walker Art Center, where he served on the board of trustees, and is currently leading a \$70 million capital campaign for Com-monBond, an organization that provides stable housing, other assistance and financial education to those in need. He's also worked with Saint John's Institutional Advancement and fellow Johnnie graduates Mike Magnuson and Tim Healy to establish and maintain The Gagliardi Legacy Fund.

In addition, he has spent the last three seasons volunteering as an assistant coach for the Johnnie football team - working with the team's linebackers - after being encouraged by **Mike Magnuson** '90, who has served as offensive line coach for the past 10 years. The two played football together in grade school at Nativity, high school at Cretin-Derham Hall and college at Saint John's.

"I'm deeply appreciative and very humbled to be receiving an honor like this," Wicka said. "I certainly don't feel like my life is award-worthy."

Those who know him best disagree strongly.

"I view the Bob Basten Award as the greatest award presented to a former Saint John's football player," SJU head coach **Gary Fasching** '81 said. "To me, it means excellence and someone who is outstanding in many categories. Tom Wicka, this year's recipient of the award, checks all of the boxes.

"He is truly an outstanding individual who has impacted the Saint John's community in a number of different ways. His commitment to excellence is evident in everything he's involved in. From his business ventures to volunteering as an assistant football coach, Tom has exhibited the kind of passion, care, and community involvement that is the bedrock of this award."

Over the years, Wicka has always remained connected to SJU, including through hosting a president's social and CSB and SJU trustee dinner at his home in Edina, serving as co-chair of the John Gagliardi Football Legacy Fund, advising on a direct mail strategy effort for The Saint John's Bible Heritage Program and donating COVID tests to both CSB and SJU. But he said serving on Fasching's coaching staff the past few years has been especially gratifying.

"It's a way to give back some of what I took out of the program," he said. "I have to credit Mike Magnuson, who has given back 10-fold of what I have to Saint John's football over the past decade. He really inspired me to reengage and take the time to come back to the program in a more active role.

"It's been a rewarding experience. Sometimes, the cynics say kids today don't have the same work ethic as in years past. But when you're around these players every day, you see that's wrong. Our starting linebackers last year averaged around a 3.9 GPA. These are great players and students. I'm just grateful to have the chance to be around the football program and the school."

Past Bob Basten Award Recipients

-2024: Denis McDonough '92
-2023: Mark Flynn '78
-2022: Mike Zumwinkle '86
-2021: Tim Healy '87
-2019: Lou Raiola '82
-2018: Mike Grant '79
-2017: Bob Brigham '78
-2016: Dennis Schleper '83
-2015: Bob Spinner '64
-2014: Blake Elliott '03
-2013: Jeff Korsmo '80
-2012: Ken Roering '64
-2011: Neal Binsfeld '81
-2010: Joe Mucha '66
-2009: Dr. Bob Gavin '62



2025 J-CLUB HALL OF HONOR

Ten individuals will be inducted into Saint John's University's J-Club Hall of Honor on Sept. 27, as part of Homecoming festivities. The dinner and enshrinement ceremony begins at 5:15 p.m. in Guild Hall (Old Gym). A Homecoming Celebration social will take place outside the venue following the Johnnies' football game against Augsburg in Clemens Stadium prior to the dinner and program. This year's class was selected by a vote of the J-Club's board of directors, who considered nominations that can be made by any club member. Founded in 1959, the J-Club is a dues-based booster organization of former Johnnie student-athletes, parents and fans, and plays a key role in supporting SJU varsity programs, intramurals and club sports.

Three of the 10 individual inductees starred on the SJU football team: running back **Bernie Kukar** '62, quarterback **Craig Muyres** '64 and end **Ken Roering** '64. Kukar (Gilbert, Minn.) was an All-MIAC performer in football and basketball for the Johnnies who went on to become an NFL referee for 22 seasons from 1984 to 2005 and was selected to officiate Super Bowl XXXIII in 1999 and Super Bowl XXXVI in 2002. He was also an alternate in Super Bowl XXX in 1996. Kukar ended his basketball career fourth in program history with 1,389 career points (is now 10th). On the gridiron, Kukar still owns the Johnnies' record for the longest punt return – 95 yards vs. Concordia-Moorhead in the 1961 Homecoming game.

Muyres (St. Cloud, Minn./Cathedral) was a two-sport star at SJU. As the Johnnies' quarterback, who also started at safety on the defensive side of the ball, Muyres led SJU to a 19-0 record as a junior and senior, and directed the program to its first national title in 1963. He was also a two-time All-MIAC pick in basketball and finished his career fifth in program history with 1,344 points (is now 12th).

A talented receiver, Roering (St. Cloud, Minn./Cathedral) earned a rare starting spot as a freshman in the fall of 1960, then continued to excel as a sophomore. From there, he went on to earn All-MIAC and All-America honors the next two years. Roering led the Johnnies in receptions, receiving yards and receiving touchdowns all four seasons from 1960-63, totaling 63 receptions for 1,100 yards (17.5 avg.) and 19 touchdowns. As a senior in 1963, he played a major role in leading the Johnnies to that season's NAIA national title, hauling in an 18-yard touchdown reception as SJU upset Prairie View A&M (Texas) in the national championship game.

Another Johnnie, **Jim Platten** '74, will be awarded J-Club Distinguished Service Award. For well over 25 years, the alum and longtime SJU supporter has volunteered in the equipment room, helping out with the football team and other programs. Along the way, he has been a friend, resource and mentor to multiple generations of Johnnie student-athletes. Platten's lifelong devotion to Saint John's began when he was accepted into Saint John's Prep as a 13-year-old. He's been a member of the alumni board from 2008 to the present and is a past board president. He's also long been a fixture on the football sideline home or away, always wearing his trademark shorts regardless of the temperature or conditions

NO MORE DIVISIONS IN MIAC

After four seasons in a divisional structure, the MIAC returns to a single round-robin schedule in 2025. Each of the 10 MIAC football teams open the season with one non-conference game in the first two weeks of play before competing in a nine-game conference slate. The team with the best record in conference play at the end of the season will be crowned MIAC champion and receive the conference's automatic qualifier to the NCAA Division III Playoffs.

Starting this fall, game times for contests played after Daylight Saving Time ends will kick off at noon (previously 1 p.m.). This change was adopted by MIAC membership to match the NCAA Playoffs' start time and provide teams with an extra hour of sunlight for late-season games. Teams may elect to kick off later if playing at a venue with game-appropriate lights.

BEST RECORD SINCE 1990 IN DIVISION III

Saint John's enters the 2025 season with the second-most wins (332) and the third-best winning percentage (.829) in NCAA Division III football since 1990 among programs with 200 games played or more (*see charts below*).

Winning Percentage (min. 200 games played)

.949	Mount Union, Ohio (453-24-1)
.850	Mary Hardin-Baylor, Texas (283-50)
.829	Saint John's (332-68-1)
.824	Linfield, Ore. (297-63-1)
.814	UW-Whitewater (332-76)

.810	Washington & Jefferson, Pa. (312-73)
.799	Wartburg, Iowa (299-75)
.793	Central, Iowa (288-75)
.792	Wheaton, Ill. (287-75-1)
.790	Wittenberg, Ohio (288-76-1)

Wins

453	Mount Union, Ohio (453-24-1, .949)
332	Saint John's (332-68-1, .829)
332	UW-Whitewater (332-76, .814)
312	Washington & Jefferson, Pa. (312-73, .810)
299	Wartburg, Iowa (299-75, .799)
297	Linfield, Ore. (297-63-1, .824)
288	Central, Iowa (288-75, .793)
288	Wittenberg, Ohio (288-76-1, .790)
287	Wheaton, Ill. (287-75-1, .792)
283	Mary Hardin-Baylor, Texas (283-50, .850)

ANOTHER 10-WIN SEASON

The Johnnies' 41-33 win over Bethel in the 2024 MIAC championship game secured the program's 26th 10-win season and eighth in the last 10 seasons. No other MIAC program has half of that total and four schools have yet to achieve the feat (Carleton, Hamline, Macalester and St. Olaf).

10-Win Seasons, Among MIAC Schools

School	No.	Last
Saint John's	26	2024
Bethel	7	2024
Concordia	7	2005
St. Scholastica	2	2014
Augsburg	1	1997
Gustavus	1	1987

A WINNING TRADITION

The Johnnies' 11-1 record in 2024 served as the program's 56th-consecutive season without a losing record. Bethel (11-3), Carleton (5-5), Concordia (7-3), Gustavus Adolphus (5-5) and St. Olaf (7-3) also had a non-losing season last fall.

Consecutive Seasons (entering the 2025 season)

MIAC Team	Without a Losing Record
1. Saint John's	56
2. Bethel	30
3. Gustavus	11
4. Carleton	4
5. Concordia	3
5. Augsburg	2
St. Olaf	2
8. Hamline, Macalester	0
St. Scholastica	

IN THE NCAA DIVISION III PLAYOFFS

The 2024 postseason appearance was the Johnnies' 33rd (29th at the NCAA Division III level) and ninth in the last 10 seasons. SJU is second in NCAA Division III history in post-season appearances and tied for third in playoff wins (*see charts below*). The Johnnies made four other postseason appearances and have a 49-28 (.636) record overall: three in the NAIA (1963, 1965, 1982) and one showing at the Mineral Water Bowl (1969).

Most NCAA Division III Playoff Appearances Since 1973 (through 2024)

Team	No.
1. Mount Union, Ohio	35
2. Saint John's	29
3. Washington & Jefferson, Pa.	27
4. Central, Iowa	22
5. Ithaca, N.Y.	21
6. UW-Whitewater	20
7. Mary Hardin-Baylor, Texas	19
Wittenberg, Ohio	19
9. Linfield, Ore.	18
10. Wartburg, Iowa	17

--continued on page 18--

Most NCAA Division III Playoff Wins Since 1973 (through 2024)

Team	No.
1. Mount Union, Ohio	117
2. UW-Whitewater	60
3. Saint John's	45
Mary Hardin-Baylor, Texas	45
5. North Central, Ill.	35
6. Rowan, N.J.	31
7. Ithaca, N.Y.	30
Linfield, Ore.	30
Wesley, Del.	30
10. Central, Iowa	24

ATTRACTING THE FANS

Saint John's finished second to UW-Whitewater, both in total attendance (63,592) and per-game average (7,949), last fall in NCAA Division III for the second-straight season. The cumulative total was greater than five Football Bowl Subdivision teams (Akron, Ball State, Kennesaw State, Kent State and Sam Houston State); 112 Football Championship Subdivision teams and all but one – Grand Valley State – of the 162 Division II programs.

2024 NCAA Division III Football Attendance Leaders

School	Gms.	2024 Att.	Avg.
1. UW-Whitewater	5	65,355	13,071
2. Saint John's	8	63,592	7,949
3. Maryville, Tenn.	4	25,497	6,374
4. Hampden-Sydney, Va.	5	28,129	5,626
5. Tufts, Mass.	5	22,009	4,402
6. Balwin Wallace, Ohio	5	21,897	4,379
7. UW-Eau Claire	5	20,967	4,193
8. Wartburg, Iowa	6	25,106	4,184
9. Wesleyan, Conn.	4	16,557	4,139
10. Westminster, Pa.	5	20,049	4,010

2024 SJU vs. FCS/Division II in Upper Midwest Attendance

School	NCAA	Gms.	2024 Att.	Avg.
1. South Dakota State	FCS	8	130,070	16,259
2. North Dakota State	FCS	9	139,308	15,479
3. North Dakota	FCS	7	71,987	10,284
4. Northern Iowa	FCS	5	50,677	10,135
5. Saint John's	III	8	63,592	7,949
6. South Dakota	FCS	8	56,547	7,068
7. Northern State (S.D.)	II	5	25,953	5,191
8. MSU-Mankato	II	6	28,738	4,790
9. Bethel	III	7	25,478	3,640
10. St. Thomas	FCS	7	22,543	3,220

2024 MIAC Attendance Leaders

School	Gms.	2024 Att.	Avg.
1. Saint John's	8	63,592	7,949
2. Bethel	7	25,478	3,640
3. Concordia	5	10,718	2,144
4. Gustavus Adolphus	5	5,922	1,184
5. Augsburg	5	4,961	992
6. St. Olaf	6	4,209	842
7. Hamline	5	4,037	807
8. Macalester	5	3,558	712
9. Carleton	5	2,643	529
10. St. Scholastica	5	N/A	N/A

500+ MIAC WINS

One of six charter members of the Minnesota Intercollegiate Athletic Conference in 1920, Saint John's became the first program to reach 500 wins in MIAC play with last Nov. 2's 70-0 victory at St. Scholastica. SJU's winning percentage in conference play is even better when broken down by eras: modern history, since 1946 (.783, 463-125-9); during John Gagliardi's tenure, 1953-2012 (.780, 362-99-9); and during the 21st century, since 2000 (.856, 166-28).

All-Time MIAC Record (entering the 2025 season, by wins)

School	W	L	T	Pct.
1. Saint John's^	502	181	22	.728
2. St. Thomas*	443	222	14	.663
3. Concordia	429	243	18	.635
4. Gustavus^	421	277	13	.601
5. Hamline^	252	442	14	.366
6. St. Olaf^	247	290	11	.461
7. Bethel	220	164	3	.572
8. Augsburg	191	457	13	.299
9. Macalester^	147	404	25	.277
10. Carleton^	125	241	0	.342
11. Minnesota-Duluth*	96	74	6	.563
12. St. Scholastica	6	26	0	.188

^charter member of the MIAC

*no longer a member of the MIAC

MIAC TITLE NO. 37

The Johnnies' 41-33 win over Bethel last Nov. 16 in the 2024 MIAC Championship game clinched the program's MIAC-record 37th conference title - its fifth in the last six seasons - and the conference's automatic bid to the NCAA Division III Playoffs.

MIAC Titles, Won or Shared (since 1920)

School	No.	Last Title
Saint John's	37	2024
Gustavus	22	1987
St. Thomas*	21	2019
Concordia	18	2004
Bethel	6	2023
St. Olaf	6	1979
Hamline	5	1988
Minnesota-Duluth*	3	1973
Augsburg	2	1997
Carleton	2	1992
Macalester	2	1947
Saint Mary's%	1	1928
St. Scholastica	0	-----

*no longer a member of the MIAC

%no longer competes in MIAC football

WINS, ON A NATIONAL SCALE

The 47-14 win over Rose-Hulman (Ind.) on Nov. 16, 2019, enabled Saint John's to become the eighth program in Division III history to reach 650 victories. The Johnnies already own Division III's best winning percentage (among programs with 75 seasons played or more) at .723 and enters the 2025 season sixth in Division III history for wins.

Best NCAA Division III Record, By Wins (entering the 2025 season)

Rk.	School	Yrs.	Won	Lost	Tied	Pct.
1.	Mount Union, Ohio	128	868	398	38	.680
2.	Wittenberg, Ohio	130	805	378	31	.676
3.	Washington & Jefferson, Pa.	133	790	405	40	.656
4.	Widener, Del.	142	732	453	39	.614
5.	Wabash, Ind.	137	725	404	59	.635
6.	Saint John's	113	692	258	24	.723
7.	Williams, Mass.	138	676	403	47	.621
8.	Franklin & Marshall, Pa.	136	669	515	47	.563
9.	Central, Iowa	116	668	338	26	.660
10.	Albion, Mich.	138	664	428	43	.604
	Amherst, Mass.	144	664	443	54	.595

CLOSING IN ON 700 WINS

The Johnnies' 2014 NCAA Division III playoff win over St. Scholastica enabled SJU to become the second college football program in Minnesota to reach 600 all-time victories. SJU began the 2024 season 52 wins shy of Division I Minnesota, despite playing 28 fewer seasons than the Golden Gophers.

Most Wins in Minnesota College Football History (entering the 2025 season)

School	W	L	T	Pct.	Seasons
1. Minnesota	741	548	44	.572	141
2. Saint John's	692	258	24	.723	113
3. St. Thomas	654	363	32	.639	119
4. Minnesota-Duluth	569	285	24	.662	91
5. Concordia-Moorhead	559	327	38	.626	106
6. Gustavus Adolphus	535	377	21	.585	109
7. MSU-Mankato	517	403	27	.560	98
8. Carleton	507	505	25	.501	129
9. St. Olaf	486	412	20	.540	106
10. Winona State	480	518	32	.482	123

ESPN'S TOP FOOTBALL PROGRAMS

Saint John's was ranked No. 18 out of ESPN's top 50 programs over the last 150 years in August 2019. The ranking formula took into consideration a program's number of national championships and various winning percentages: dominance (best 50 seasons in program history), since integration (1969-2018), early modern (1919-1968) and pre-modern (1869-1918). ESPN noted: "It is not true that the Johnnies' late head coach, John Gagliardi, coached against Frank Leahy. But it is true that Gagliardi became head coach at Saint John's in 1953, the last season that Leahy coached at Notre Dame, and didn't retire until 2012, after 60 seasons and 465 victories. Saint John's, according to our metrics, had one of the 10 most successful programs of the past 100 years. That's another way of saying Gagliardi won 27 conference titles and four national championships."

ESPN's Top 20 College Football Programs

Rk.	Team	Div.	Rating	National Titles (as of Aug. 2019)
1.	Alabama	FBS	74.9	15
2.	Notre Dame	FBS	72.9	13
3.	Ohio State	FBS	69.6	8
4.	Oklahoma	FBS	68.5	7
5.	Southern California	FBS	67.3	9
6.	Michigan	FBS	67.2	9
7.	Yale	FCS	66.7	18
8.	Nebraska	FBS	64.2	5
9.	Texas	FBS	64.0	4
10.	North Dakota State	FCS	63.6	15
11.	Princeton	FCS	62.8	15
12.	Penn State	FBS	61.6	4
13.	Harvard	FCS	60.8	8
14.	Tennessee	FBS	59.2	2
15.	Louisiana State	FBS	59.0	4
16.	Mount Union	III	58.7	13
17.	Miami	FBS	58.4	5
18.	Saint John's	III	58.3	4
19.	Florida State	FBS	57.4	3
20.	Auburn	FBS	56.8	2

SJU FOOTBALL BY DECADE (START OF 2025 SEASON)

Decade	Record (Pct.)
1900's	15-14-0 (.517)
1910's	did not compete
1920's	12-40-4 (.250)
1930's	45-19-7 (.683)
1940's	33-23-3 (.585)
1950's	51-27-1 (.652)
1960's	65-21-3 (.747)
1970's	70-20-2 (.772)
1980's	71-25-2 (.735)
1990's	96-17-2 (.843)
2000's	107-19-0 (.849)
2010's	88-26-0 (.772)
2020's	40-6-0 (.870)

BEST WINNING PERCENTAGE (START OF 2025 SEASON)

*minimum 75 seasons, all divisions of college football

Team	Div.	W	L	T	Pct.	Seasons
1. Ohio State	FBS	978^	334	53	.736	135
2. Michigan	FBS	1,012	358	36	.733	145
Alabama	FBS	974	341	43	.733	130
4. Notre Dame	FBS	962	339	42	.732	135
5. Oklahoma	FBS	950	348	53	.723	130
Saint John's	III	692	258	24	.723	113
7. Linfield	III	656	266	30	.705	109
8. Texas	FBS	961	395	33	.704	132
9. UW-Whitewater	III	653	270	21	.703	99
10. Yale	FCS	943	393	55	.698	151
11. Southern California	FBS	882	374	54	.694	131
12. Penn State	FBS	943	412	41	.690	138
13. Mount Union	III	865	392	38	.683	127
14. Harvard	FCS	909	413	50	.681	149
15. West Chester	II	637	296	17	.679	95

^Ohio State voided all 12 of its wins from the 2010 season

SJU IN THE D3FOOTBALL.COM POLL

Saint John's has been ranked in D3football.com's top 25 in 128-consecutive polls (preseason, weeks 1-11, final). The last time the Johnnies were not ranked in the top 25 was in Week 3 of the 2014 season. The program has an average ranking of 8.13 since. Not counting the 2020-21 season that was ravaged by COVID-19, D3football.com has published 274 national polls since the ranking was established in 2003. SJU has been ranked in the top 25 in 219 of those, including 94 in the top five, 174 in the top 10 and 206 in the top 20.

2025 D3football.com Poll - Week 2

No.	School (1st-Place Votes)	Record	Votes	Prev.	Others Receiving Votes:
1.	North Central, Ill. (22)	1-0	621	1	Central 47, Whitworth 33, Randolph-Macon 33, Utica 31, Linfield 16, Alma 15, Maryville (Tenn.) 12, Coe 12, Baldwin Wallace 8, Claremont-Mudd-Scripps 6, Christopher Newport 5, Wabash 4, Illinois College 4, Springfield 3, Hampden-Sydney 3, Wesleyan 3, Lewis & Clark 2, Ursinus 2, Aurora 1, Rowan 1.
2.	Mount Union, Ohio (3)	2-0	600	2	
3.	Johns Hopkins, Md.	2-0	559	3	
4.	Susquehanna, Pa.	2-0	514	4	
5.	Saint John's	1-0	497	5	
6.	Mary Hardin-Baylor, Texas	1-0	455	7	
7.	Salisbury, Md.	2-0	438	8	
8.	Hardin-Simmons, Texas	2-0	437	6	
9.	UW-La Crosse	1-0	431	9	
10.	Wartburg, Iowa	2-0	404	10	
11.	UW-Platteville	2-0	399	11	
12.	UW-River Falls	2-0	359	13	
13.	Bethel	1-0	352	12	
14.	DePauw, Ind.	2-0	292	14	
15.	Hope, Mich.	2-0	265	18	
16.	UW-Whitewater	2-0	242	21	
17.	Grove City, Pa.	1-1	169	15	
18.	Wheaton, Ill.	0-1	153	22	
19.	UW-Oshkosh	1-1	145	16	
20.	Berry, Ga.	2-0	133	25	
21.	John Carroll, Ohio	1-1	116	20	
22.	Carnegie Mellon, Pa.	1-1	106	17	
23.	Trinity, Texas	2-0	67	---	
24.	Cortland State, N.Y.	1-1	66	23	
25.	Brockport State, N.Y.	2-0	64	---	

2025 AFCA Poll - Week 2

No.	School (1st-Place Votes)	Record	Votes	Prev.	Others Receiving Votes:
1.	North Central, Ill. (52)	1-0	1,300	1	Brockport State 99, Linfield 96, Springfield 44, Baldwin Wallace 32, Randolph-Macon 25, Washington (Mo.) 24, Christopher Newport 19, Coe 18, Whitworth 13, Alma 12, Wabash 10, Salve Regina 9, Chapman 4, Illinois College 3, Muhlenberg 3, Ursinus 3, Wesleyan 2, Western New England 1, Calvin 1.
2.	Mount Union, Ohio	2-0	1,248	2	
3.	Johns Hopkins, Md.	2-0	1,173	3	
4.	Saint John's	1-0	1,103	4	
5.	Susquehanna, Pa.	2-0	1,065	5	
6.	Salisbury, Md.	2-0	968	7	
7.	Hardin-Simmons, Texas	2-0	959	6	
8.	UW-La Crosse	1-0	921	9	
9.	Mary Hardin-Baylor, Texas	1-0	891	8	
10.	UW-Platteville	2-0	822	11	
11.	Wartburg, Iowa	2-0	810	10	
12.	Bethel	1-0	731	12	
13.	UW-River Falls	2-0	662	14	
14.	DePauw, Ind.	2-0	651	13	
15.	Hope, Mich.	2-0	558	17	
16.	UW-Whitewater	2-0	536	19	
17.	Grove City, Pa.	1-1	302	15	
18.	Wheaton, Ill.	0-1	270	22	
19.	Trinity, Texas	2-0	249	---	
20.	Carnegie Mellon, Pa.	1-1	248	16	
21.	UW-Oshkosh	1-1	230	18	
22.	Berry, Ga.	2-0	205	---	
23.	John Carroll, Ohio	1-1	155	21	
24.	Cortland State, N.Y.	1-1	154	23	
25.	Central, Iowa	2-0	128	---	

On This Date in Johnnie Football History...

The Johnnies are 7-7-1 all-time on September 20: 1935 at Bemidji State (W, 12-0); 1941 at St. Cloud State (L, 0-6); 1946 at Bemidji State (W, 32-0); 1952 vs. Hamline (L, 19-21); 1954 vs. Hamline (W, 20-0); 1957 at St. Thomas (L, 7-14); 1958 vs. Macalester (W, 41-14); 1969 at Minnesota-Duluth (W, 18-12); 1975 at St. Olaf (T, 14-14); 1980 at St. Olaf (W, 14-3); 1986 vs. St. Thomas (L, 21-56); 1997 at Augsburg (L, 10-20); 2003 vs. UW-Eau Claire (W, 24-10); 2008 vs. Concordia-Moorhead (L, 6-9); and 2014 vs. Concordia-Moorhead (L, 14-23).

1969 at Minnesota-Duluth (W, 18-12): SJU scored what proved to be the game-winning touchdown - a 1-yard plunge from quarterback Tom Kafka - with 2:23 remaining. Kafka also added the two-point conversion for some added insurance. SJU's ground game totaled 295 yards on 61 carries, including 130 yards from running back Bill Laliberte and 75 yards from Kafka.

1980 at St. Olaf (W, 14-3): Defense was the story for the Johnnies against the Oles on this date 45 years ago. SJU defense allowed 132 rushing yards on 53 attempts, snagged two interceptions and forced six fumbles, recovering two. One of the fumble recoveries set up the Johnnies' first touchdown, a 20-yard scamper by running back Lou Raiola with just under six minutes remaining. Raiola found the end zone again, this time from three yards out, with 1:59 left.

2003 vs. UW-Eau Claire (W, 24-10): Saint John's got the scoring started midway through the first quarter with a 33-yard pass from quarterback Ryan Keating to wideout Lee Clintsman. A 23-yard field goal by Brandon Keller pushed the lead to 10 in the second quarter before Eau Claire rallied to tie the game in the third. The Johnnies scored the game's final 14 points via touchdown passes from Keating to Hall of Famer Blake Elliott (11 yards) and wide receiver Jed Riegelman (23 yards). Keating completed a then-SJU record 34 passes for 387 yards and three touchdowns. Fourteen of those completions were to Elliott, who finished with 146 yards and the score.

2025 - EXPLOSIVE PLAYS (20+ YARDS)

Player	No.	TD	R	P	KR	PR	IR	FR
Joey Gendreau	3	1	--	3	--	--	--	--
Corey Bohmert	2	1	2	--	--	--	--	--
Riley Schwellenbach	2	--	--	2	--	--	--	--
Jack St. Fleur	1	1	--	--	--	--	1	--
Caden Wheeler	1	--	1	--	--	--	--	--
Dylan Wheeler	1	--	--	1	--	--	--	--

TOTAL: 10 (3 TD)

Rushing: 3 (1 TD)

Passing: 6 (1 TD)

Kickoff Returns: 0 (0 TD)

Punt Returns: 0 (0 TD)

Interception Returns: 1 (1 TD)

Blocked Kick/Fumble Returns: 0 (0 TD)

2025 - TRACKING THE TURNOVERS

Takeaways (2)	Qtr.	SJU Result
FUM - Minnesota-Morris (McMahon)	3rd	TD
INT - Minnesota-Morris (St. Fleur)	3rd	TD*

TOTAL: 2 takeaways for 14 points (2-for-2 scoring)

**the turnover was returned for a touchdown*

Turnovers (3)	Qtr.	Opp. Result
INT - Minnesota-Morris (Viemeister)	2nd	End Half
FUM - Minnesota-Morris (Young/Kaiser)	4th	Downs
FUM - Minnesota-Morris (Villalobos)	4th	Downs

TOTAL: 3 turnovers for 0 points (0-for-3 scoring)

Scoring Off Turnovers (+14, 14/0)

2025 - LONGEST PLAYS OF THE YEAR

Rush: 29, Corey Bohmert vs. Minnesota-Morris (Sept. 13)

Pass Reception: 35, Joey Gendreau vs. Minnesota-Morris (Sept. 13)

Kickoff Return: 17, Thomas Jacobs vs. Minnesota-Morris (Sept. 13)

Punt Return: 10, Thomas Jacobs vs. Minnesota-Morris (Sept. 13)

Interception Return: 40, Jack St. Fleur vs. Minnesota-Morris (Sept. 13)

Blocked Kick/Fumble Return: N/A

Punt: 39, Matt Hansen vs. Minnesota-Morris (Sept. 13)

Field Goal: N/A

Active Career Leaders

Rushing Yards

1. Caden Wheeler (123 att.)	821
2. Corey Bohmert (34 att.)	326
3. Zander Dittbenner (25 att.)	82
4. Wyatt McCabe (13 att.)	67
5. Dylan Kirchner (11 att.)	49

Rushing Touchdowns

1. Caden Wheeler	10
2. Corey Bohmert	2

Passing Yards (C-A-I-TD)

1. Zander Dittbenner (26-47-2-2)	292
2. Trey Feeney (12-13-0-2)	141

Receptions

1. Dylan Wheeler	152
2. Joey Gendreau	100
3. Riley Schwellenbach	36
4. Caden Wheeler	24

Receiving Yards

1. Dylan Wheeler	2,036
2. Joey Gendreau	1,300
3. Riley Schwellenbach	593
4. Owen Amrhein	216

Receiving Touchdowns

1. Dylan Wheeler	32
2. Joey Gendreau	13
3. Riley Schwellenbach	5

Yards from Scrimmage (Rushing+Receiving)

1. Dylan Wheeler	2,036
2. Joey Gendreau	1,300
3. Caden Wheeler	1,012
4. Riley Schwellenbach	593

All-Purpose Yards (Rushing+Receiving+Returns)

1. Dylan Wheeler	2,036
2. Caden Wheeler	1,744
3. Joey Gendreau	1,300
4. Riley Schwellenbach	593

Tackles

1. Aiden McMahon	113
2. Zach Frank	79
3. Landon Gallagher	44
Jack St. Fleur	44
5. Westin Hoyt	37

Tackles for Loss

1. Zach Frank	24.5
2. Aiden McMahon	14.5
3. Landon Gallagher	10.0

Sacks

1. Zach Frank	17.0
2. Aiden McMahon	8.5
3. Landon Gallagher	6.0

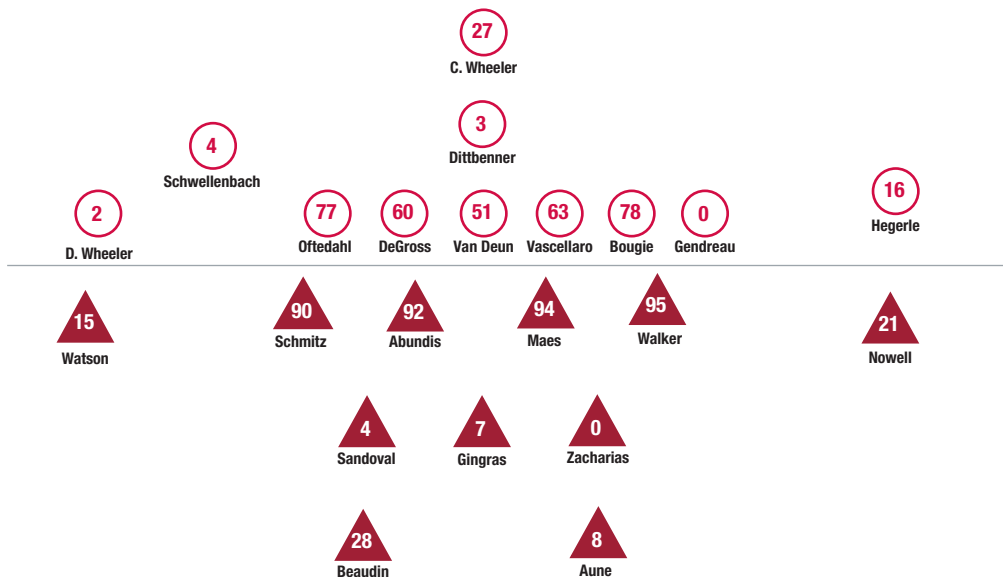
Interceptions

1. Westin Hoyt	3
2. Peyton Goettlicher	2
Jack St. Fleur	2
Blake Simonson	2
5. Landon Gallagher	1
Alex Harren	1
Aiden McMahon	1

When Saint John's Has the Ball

Saint John's Offense

WR	16	Carson Hegerle, So. (6-2, 190)
WR	4	Riley Schwellenbach, Jr. (5-9, 160)
LT	78	Michael Bougie, Jr. (6-5, 310)
LG	63	Joe Vascellaro, Sr. (6-3, 295)
C	51	Barrett Van Deun, Jr. (6-1, 285)
RG	60	Ian DeGross, Sr. (6-3, 290)
RT	77	Mike Oftedahl, So. (6-2, 305)
TE	0	Joey Gendreau, Sr. (6-3, 230)
WR	2	Dylan Wheeler, Sr. (6-2, 195)
QB	3	Zander Dittbenner, Sr. (6-0, 200)
RB	27	Caden Wheeler, Sr. (5-10, 200)



Hamline Defense

DE	90	Peter Schmitz, Jr. (6-3, 225)
NG	92	Steven Abundis, Sr. (6-1, 265)
DT	94	Gab Maes, Jr. (5-9, 270)
DE	95	Allen Walker, Jr. (6-2, 220)
WLB	4	Dom Sandoval, Sr. (5-9, 185)
MLB	7	Eli Gingras, So. (5-9, 200)
SLB	0	Croix Zacharias, Sr. (5-10, 195)
CB	15	Isaiah Watson, So. (5-10, 170)
SS	8	Eric Aune, Sr. (6-1, 190)
FS	28	John Beaudin, So. (5-11, 200)
CB	21	AJ Nowell, So. (5-10, 160)

Saint John's Special Teams

K	90	Matt Hansen, Jr. (5-11, 150)
P	90	Matt Hansen, Jr. (5-11, 150)
LS	2	Nolan Dumonceaux, So. (6-1, 200)
H	20	Hudson Poole, So. (5-10, 165)
KR	8	Corey Bohmert, Jr. (5-10, 175)
	16	Carson Hegerle, So. (6-2, 190)
PR	16	Carson Hegerle, So. (6-2, 190)

When Hamline Has the Ball

Hamline Offense


WR	6	Eric Wendt, Sr. (5-10, 175)
WR	2	Sam Pachuta, Sr. (5-11, 185)
LT	74	Donnie Harless, Sr. (6-3, 260)
LG	75	Davis Pickett, Sr. (6-2, 265)
C	63	Charlie Broveleit, Sr. (6-0, 270)
RG	68	Andy Converse, Jr. (6-2, 260)
RT	72	Cooper Yates, Sr. (6-3, 245)
TE	84	Mitchell Langman, Sr. (5-10, 210)
WR	1	Dawson Schaffer, Sr. (6-0, 200)
QB	10	Zayden Stevens, Fr. (6-1, 230)
RB	30	Eli Simmons, So. (5-9, 195)

Saint John's Defense

DE	97	Zach Frank, Sr. (6-3, 270)
DT	67	Grady Minnerath, So. (6-0, 235)
DT	99	Jawahn Cockfield, So. (6-1, 250)
DE	92	Chandler Obering, Sr. (6-4, 285)
LB	8	Peyton Goettlicher, Jr. (5-11, 190)
LB	23	Aiden McMahon, Jr. (6-1, 220)
LB	5	Landon Danner, So. (6-2, 215)
CB	9	Westin Hoyt, So. (6-1, 200)
S	0	Mark Rogalski, So. (6-0, 205)
S	4	Will Peroutka, So. (5-11, 175)
CB	10	Blake Simonson, Sr. (5-11, 175)

Hamline Special Teams

K	38	Kieran Barrientos, Fr. (6-2, 170)
P	6	Eric Wendt, Sr. (5-10, 175)
LS	3	Troy Spellman, Sr. (5-9, 180)
H	12	Kidus Belete, Sr. (5-10, 175)
KR	18	D'Nari Adams, So. (5-6, 145)
	15	Isaiah Watson, So. (5-10, 160)
PR	1	Dawson Schaffer, Sr. (6-0, 200)





BLAKE ELLIOTT '03

2025 COLLEGE FOOTBALL HALL OF FAME CLASS

Blake Elliott '03, the standout wide receiver who led Saint John's University to the 2003 NCAA Division III title and ended his career ranked among the receiving leaders in all divisions of college football, was named to the 2025 College Football Hall of Fame Class on Wednesday, Jan. 15.


A 2019 inductee into the SJU J-Club's Hall of Honor, Elliott joins his head coach, SJU's legendary **John Gagliardi**, a member of the College Football Hall of Fame's 2006 class, college football's all-time wins leader and the namesake of the Gagliardi Trophy, presented annually to the top player in Division III.



Elliott is the first College Football Hall of Fame inductee from the Division III level since John Carroll linebacker London Fletcher – a 16-year veteran of the NFL – earned the honor in 2019.

The 18 first-team All-Americans and four standout coaches who make up the 2025 Class were selected from the national ballot of 77 players and nine coaches from the Football Bowl Subdivision and 101 players and 34 coaches from the divisional ranks.

They will be officially inducted during the 67th NFF Annual Awards Dinner Presented by Las Vegas on Dec. 9, 2025, at Bellagio Hotel & Casino in Las Vegas.



The inductees will also be recognized at their respective collegiate institutions with NFF Hall of Fame On-Campus Salutes, presented by Fidelity Investments, during the fall. Their accomplishments will be forever immortalized at the Chick-fil-A College Football Hall of Fame in Atlanta. Each inductee will receive a custom ring created by Jostens, the official and exclusive supplier of NFF rings.

In addition to Elliott, the 2025 class includes Montee Ball (Wisconsin); Gregg Carr (Auburn); Greg Eslinger (Minnesota); Terry Hanratty (Notre Dame); Graham Harrell (Texas Tech); John Henderson (Tennessee); Michael Huff (Texas); Jim Kleinsasser (North Dakota); Alex Mack (California); Terrence Metcalf (Mississippi); Haloti Ngata (Oregon); Steve Slaton (West Virginia); Darrin Smith (Miami, Fla.); Michael Strahan (Texas Southern); Dennis Thurman (Southern California); Michael Vick (Virginia Tech); Ryan Yarbrough (Wyoming); and coaches Larry Blakeney (Troy); Larry Korver (Northwestern, Iowa); Urban Meyer (Bowling Green, Utah, Florida, Ohio State); and Nick Saban (Toledo, Michigan State, Louisiana State, Alabama).

ELLIOTT'S CAREER STATISTICS

RECEIVING	G	REC	YDS	TD	LG	REC/G	AVG/C	AVG/G
2000	15	60	967	14	67	4.0	16.1	64.5
2001	13	72	1,056	14	46	5.5	14.7	81.2
2002	14	120	1,484	22	70	8.6	12.4	106.2
2003	14	115	1,319	13	68	8.4	11.3	94.2
TOTALS	56	369	4,826	63	70	6.6	13.1	86.2

PUNT RETURNS	G	NO.	YDS	TD	LG	AVG/R	AVG/G
TOTAL	56	122	1,459	6	89	12.0	26.1

KICK RETURNS	G	NO.	YDS	TD	LG	AVG/R	AVG/G
TOTAL	56	73	1,606	1	90	22.0	28.7

ALL PURPOSE	G	RUSH	REC	PR	KR	TOTAL	AVG/G
TOTAL	56	744	4,826	1,459	1,606	8,635	154.2

SCORING	G	TD	RUSH	PASS	RET	2PAT	TOTAL
TOTAL	56	78	8	63	7	2	472

ALL-TIME CAREER RANKINGS AT GRADUATION

**Prior to the 2002 season, the NCAA did not recognize playoff game stats in season or career totals*

RECORD	MIAC	DIVISION III	ALL DIVISIONS
Receptions (327)	1st	2nd	2nd
TD Receptions (56)	1st	2nd	3rd
Receiving Yards (4,200)	1st	4th	18th
All-Purpose Yards (7,605)	1st	5th	14th
Points Scored (424)	1st	8th	t22nd





A JOHNNIE WITH THE NINERS BEN BARTCH '20

Offensive tackle **Ben Bartch** '20 became the 10th Johnnie to be drafted in the NFL when he was selected by the Jacksonville Jaguars with the 10th pick of the fourth round (No. 116 overall) in the 2020 NFL Draft. He appeared in 13 games for the Jaguars, including one start at left guard, and totaled 219 offensive snaps (47 on special teams) in 2020. Bartch followed that with 11 starts at right guard and 704 offensive snaps (43 on special teams) in 2021. In 2022, Bartch started the Jaguars' first five games at left guard, totaling 293 offensive plays and 19 on special teams, before he suffered a season-ending knee injury. He opened training camp in 2023 on the PUP (physically unable to perform) list and started at left guard in the Jaguars' first three games. Jacksonville released Bartch on Oct. 31, moved to the Jaguars' practice squad three days later and signed with the San Francisco 49ers on Nov. 21, for their Super Bowl run. He totaled 241 snaps on the offensive line and 77 on special teams, including five in the Super Bowl, in 2023.

Bartch was named the starter at left guard for the 2025 season after signing a one-year contract in February. He was the highest-rated lineman in the 49ers week one game at Seattle on Sept. 7 (right) but was ruled out after starting game two vs. New Orleans on Sept. 14 with a high-ankle sprain.



Bartch was the lone NCAA Division III attendee at the 2020 Reese's Senior Bowl in Mobile, Ala. Although he did not play in the game, Bartch received rave reviews during the three days of practices leading up to the event. He attended the 2020 NFL Scouting Combine that February, but did not participate in the drills or measurements due to the injury suffered during the final Senior Bowl practice. A D3football.com first-team and Associated Press second-team All-American in 2019, Bartch started all 14 games at left tackle in 2019. He made 27 straight starts at tackle after he switched from tight end during the 2018 preseason. Through a combination of hard work in the weight room and repeated consumption of a now-famous (or infamous) protein shake recipe (ingredients included scrambled eggs, cottage cheese, quick grits, peanut butter, bananas and Gatorade), Bartch gained over 50 pounds and started on the line's left side immediately.

BARTCH'S NFL STATISTICS

Season	Team	Games	Starts	Offense	Special Teams
2020	Jacksonville Jaguars	13	1	220	48
2021	Jacksonville Jaguars	15	11	707	40
2022	Jacksonville Jaguars	5	5	293	19
2023	Jacksonville Jaguars	8	3	213	37
	San Francisco 49ers	5	0	28	23
2024	San Francisco 49ers	3	2	65	5
2025	San Francisco 49ers	2	2	86	5
TOTAL		51	24	1,612	177
				Snaps	Snaps

SJU IN THE NFL DRAFT

Offensive lineman **Ben Bartch** '20 became the 10th Johnnie to be drafted into the National Football League in April 2020. He spent three-and-a-half seasons with the Jacksonville Jaguars before joining the San Francisco 49ers on Nov. 21, 2023, for their Super Bowl run.

- 1949 - End Red Maenhout, New York Bulldogs (12th round-No. 113)
- 1955 - Tackle Dick Coy, Chicago Cardinals (19th round-No. 218)
- 1957 - Guard Chuck Froehle, Baltimore Colts (19th round-No. 222)
- 1963 - Offensive tackle Tom McIntyre, Minnesota Vikings (18th round-No. 240)
- 1964 - Offensive tackle John McDowell, Green Bay Packers (9th round-No. 125)
- 1965 - Defensive tackle Paul Labinski, Minnesota Vikings (16th round-No. 219)
- 1967 - Guard Fred Cremer, Minnesota Vikings (12th round-No. 296)
- 1972 - Defensive end Steve Setzler, San Francisco 49ers (12th round-No. 304)
- 1974 - Defensive tackle Kurt Wachtler, Minnesota Vikings (15th round-No. 389)
- 2020 - Offensive tackle Ben Bartch, Jacksonville Jaguars (4th round-No. 116)



2016

6-6, 230

Freshman - Tight End



2017

6-6, 250

Sophomore - Tight End



2018

6-6, 275

Junior - Offensive Line



2019

6-6, 305

Senior - Offensive Line



2020

6-6, 317

First season - Offensive Line



2023

6-6, 315

Fourth season - Offensive Line



2025

6-6, 315

Sixth season - Offensive Line



QUICK FACTS

CLEMENS STADIUM

Surface	SprinTurf (Artificial Grass)
Capacity	8,500
Opening Date	Saint John's Field (1908) Clemens Stadium (1997)
Last Turf Renovation	2022, 2012 Installed in 2002
All-Time Record	357-97-13 (.778)

Largest Crowds

Date	Opponent	Att.	Result
Sept. 26, 2015	St. Thomas	17,327	L, 14-35
Oct. 13, 2018	St. Thomas	16,922	W, 40-20
Sept. 24, 2016	St. Thomas	16,514	L, 21-33
Oct. 2, 2010	St. Thomas	16,421	L, 26-27 (OT)
Sept. 15, 2012	St. Thomas	14,286	L, 21-43
Oct. 22, 2022	Gustavus	13,161	W, 41-27
Nov. 8, 2003	Bethel	13,107	W, 29-26
Oct. 17, 2009	St. Thomas	12,903	W, 20-17 (OT)
Sept. 3, 2022	UW-Whitewater	12,462	W, 24-10
Oct. 6, 2007	St. Olaf	12,339	W, 30-29



HISTORY

From the start, those in charge of developing the space now known as Clemens Stadium had something majestic in mind. So they set about turning a former cranberry bog into a natural bowl stadium that has been the home of Saint John's University football for 116 years.

Ringed by the gorgeous fall colors of the surrounding Central Minnesota woods, the field has long become a destination spot, a status only solidified when Sports Illustrated named it one of college football's top 10 "Dream Destinations" in 1999.

The facility itself has expanded often over the years. Concrete seating was added in 1933 and expanded in 1957. The familiar stone entrance behind the south end zone was built in 1939 and the first press box and concession stand were erected four years later. In 1997, local philanthropist Bill Clemens – the man for whom the stadium is named -- provided a million-dollar donation that allowed for construction of a new grandstand, an expanded press box, larger concession stands and restrooms and a new entrance. Another donation by Clemens, who attended SJU from 1938-40, made possible the installation of an artificial playing surface in 2002.

A third tier to the press box was added in 2009 and lights were installed in 2012.




Meanwhile, large crowds have been commonplace. SJU has finished among the national leaders in per-game attendance in NCAA Division III in each of the last 20 seasons – including crowds of 10,000 or more 23 times since 2001.

That included a facility-record 17,327 for a matchup against St. Thomas on Sept. 26, 2015 – a day in which ESPN's "Sports Center On the Road" program was broadcast live from the stadium, and a crowd of 13,107 on hand to see legendary former coach **John Gagliardi** become the winningest coach in college football history when SJU beat Bethel 29-26 on Nov. 8, 2003.

HAPPY AT HOME

The Johnnie football program is 370-102-13 (.776) all-time at Saint John's Field/Clemens Stadium (est. 1997), including a 27-8 record (.771) in the NCAA Division III Playoffs. In its last 222 games dating back to the 1987 season, SJU has a record of 193-29 (.869) in Collegeville.

SJU SCORIGAMI – EVERY SCORE IN SAINT JOHN'S FOOTBALL HISTORY



WHAT IS SCORIGAMI?

Scorigami was developed by sportswriter and analyst Jon Bois in 2016 as a way of tracking the probability of football results in the NFL. Since 2016, Bois has developed a database of every NFL score into a grid to indicate what scores have happened and how frequently. The original concept has since been adopted by other teams and institutions, most recently by Ken Landis, assistant athletic director for strategic communications, and his team at the University of Central Florida. The chart above displays every Saint John's University (Minn.) football score since 1900.

HOW TO READ THIS CHART

The horizontal axis features the winning team's score, while the losing score is reported vertically. Boxes marked in green indicate a score has happened before, with the number detailing how many times that result has occurred. The grayed out portion of the chart represents scores that can never occur. Boxes that are white have not yet happened. There are a total of 973 scores reported in the above chart. It does not include canceled or forfeited games.

MOST COMMON SCORES

Score	Times	Last Occurrence	SJU Record
6-0	17	Nov. 6, 1971 at Macalester	9-8
7-0	12	Sept. 29, 1985 vs. St. Thomas	6-6
20-0	12	Nov. 3, 1990 vs. Bethel	9-3
21-0	11	Nov. 7, 2015 at Bethel	7-4
49-0	10	Sept. 13, 2025 vs. Minnesota-Morris	10-0
13-0	10	Sept. 21, 1968 at Gustavus Adolphus	8-2
19-0	10	Oct. 12, 2019 vs. Bethel	7-3
34-0	10	Oct. 26, 2024 vs. Gustavus Adolphus	8-2
14-0	9	Oct. 9, 1982 vs. Gustavus Adolphus	6-3

466 UNIQUE SCORES

Since 1900, Saint John's football has played to 466 unique scores in a total of 975 games. SJU's last scorigami (unique score that had never happened before) was a 41-38 loss to Susquehanna (Pa.) in the third round of the NCAA Playoffs at Clemens Stadium on Dec. 7, 2024.

Last 10 Unique Scores

Date	Score	Opponent	Location	Result
Dec. 7, 2024*	41-38	Susquehanna (Pa.)	Collegeville, Minn.	L
Nov. 16, 2024^	41-33	Bethel	Collegeville, Minn.	W
Oct. 12, 2024	38-31	Concordia	Moorhead, Minn.	W
Sept. 28, 2024	45-20	Bethel	Arden Hills, Minn.	W
Nov. 11, 2023	48-21	Concordia	Moorhead, Minn.	W
Oct. 7, 2023	42-23	Concordia	Collegeville, Minn.	W
Sept. 9, 2023	56-28	Wisconsin-Whitewater	Whitewater, Wis.	L
Oct. 29, 2022	56-6	St. Scholastica	Duluth, Minn.	W
Oct. 22, 2022	41-27	Gustavus Adolphus	Collegeville, Minn.	W
Oct. 15, 2022	49-10	St. Olaf	Northfield, Minn.	W

^MIAC Championship *NCAA Third Round

28-21 IN OVERTIME

Saint John's has played to four scores of 28-21, with three of them decided in overtime. The most recent was a win on Sept. 17, 2011 at Concordia.

Date	Opponent	Location	Result
Nov. 25, 2000#	Pacific Lutheran (Wash.)	Puyallup, Wash.	W, OT
Sept. 2, 2002	Wisconsin-Eau Claire	Eau Claire, Wis.	L, OT
Nov. 8, 2008	Augsburg	Collegeville, Minn.	W
Sept. 17, 2011	Concordia	Moorhead, Minn.	W, OT

NCAA Second Round

21-18 IN THE PLAYOFFS

The most common postseason score is 21-18, having occurred three times with the last on Dec. 1, 2018 at Mary Hardin Baylor (Texas) in the NCAA Quarterfinals.

Date	Opponent	Location	Result
Nov. 23, 1996#	Simpson (Iowa)	Metrodome	W
Dec. 2, 2000^	Central (Iowa)	Pella, Iowa	W
Dec. 1, 2018^	Mary Hardin-Baylor, Texas	Belton, Texas	L

NCAA First Round ^ NCAA Quarterfinals

SHUTOUTS

There have been 264 shutouts in SJU football history. The Johnnies have won 188 of those shutouts with an all-time record of 188-70-6 (.723).

Last 10 Shutouts

Date	Opponent	Location	Score	Coach
Sept. 14, 2025	vs. Minnesota-Morris	Collegeville, Minn.	W, 49-0	Gary Fasching
Nov. 2, 2024	at St. Scholastica	Duluth, Minn.	W, 70-0	Gary Fasching
Oct. 26, 2024	Gustavus Adolphus	Collegeville, Minn.	W, 34-0	Gary Fasching
Sept. 7, 2024	Carthage, Wis.	Collegeville, Minn.	W, 49-0	Gary Fasching
Nov. 19, 2022	Northwestern*	Collegeville, Minn.	W, 49-0	Gary Fasching
Oct. 8, 2022	at Augsburg	Minneapolis, Minn.	W, 45-0	Gary Fasching
Oct. 30, 2021	St. Scholastica	Collegeville, Minn.	W, 81-0	Gary Fasching
Oct. 16, 2021	St. Olaf	Collegeville, Minn.	W, 56-0	Gary Fasching
Oct. 9, 2021	Augsburg	Collegeville, Minn.	W, 50-0	Gary Fasching
Oct. 2, 2021	at Concordia	Moorhead, Minn.	W, 49-0	Gary Fasching

*denotes an NCAA Division III playoff game

SCORE BREAKDOWN

Most Common Score: 6-0 (Last Occurrence: Nov. 6, 1971 at Macalester)

Most Common Winning Score: 21 (Last Occurrence: Dec. 1, 2018 at Mary Hardin-Baylor, Texas)

Most Common Losing Score: 0 (Last Occurrence: Sept. 14, 2025 vs. Minnesota-Morris)

Highest Winning Score: 98 (Last Occurrence: Sept. 2, 2017 vs. St. Scholastica)

Highest Losing Score: 47 (Last Occurrence: Nov. 23, 2019 vs. Aurora)

At Home: 231 unique scores (Most Recent: Dec. 7, 2024 vs. Susquehanna, Pa.)

On the Road: 214 unique scores (Most Recent: Nov. 2, 2024 at St. Scholastica)

On Homecoming: 86 unique scores (73-20-2 record in 95 games)

CHAMPIONSHIP HISTORY

37

22

21

18

6

6

SJU



BU



MIAC CHAMPIONSHIPS

Despite missing the first season of MIAC football in 1920, Saint John's leads all member schools with 37 conference championships, won or shared, in 102 MIAC seasons. That's more than one title every three seasons, over 10 decades.



NATIONAL CHAMPIONSHIPS: 1963, 1965, 1976, 2003




A WINNING TRADITION











WINNINGEST PROGRAM IN NCAA DIVISION III HISTORY

Saint John's enters the 2025 season with a .723 winning percentage, which leads all NCAA Division III institutions. The mark is tied with Oklahoma for fifth in all of college football, behind household names like Ohio State (.736), Michigan (.733), Alabama (.733) and Notre Dame (.732). That's good company.

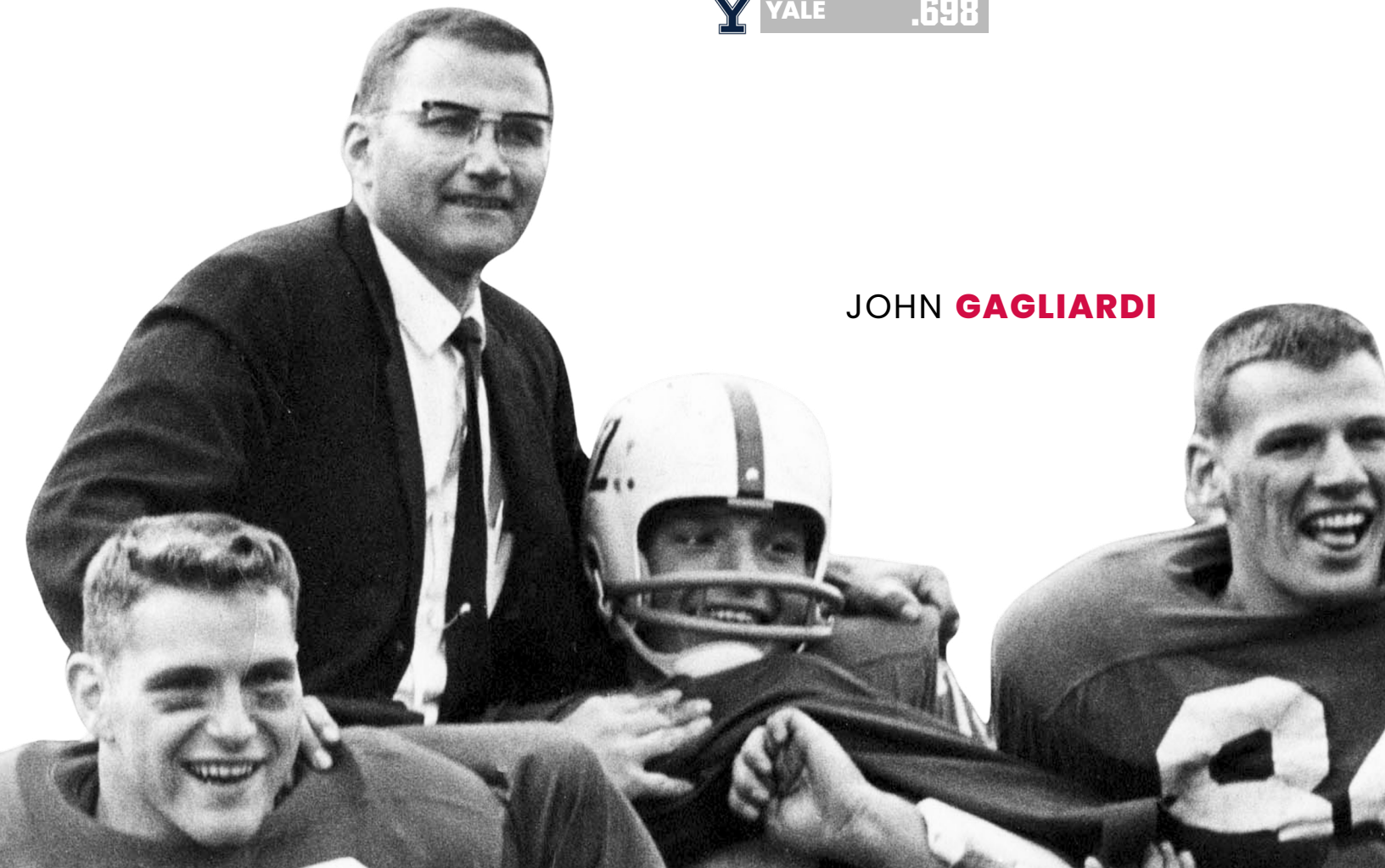
**Entering the 2025 season*



JOE **BENDA**

	OHIO STATE	.736
	MICHIGAN	.733
	ALABAMA	.733
	NOTRE DAME	.732
	SAINT JOHN'S	.723
	OKLAHOMA	.723
	LINFIELD	.705
	TEXAS	.705
	WHITEWATER	.703
	YALE	.698

JOHN **GAGLIARDI**



A LEGACY OF EXCELLENCE

BLAKE
ELLIOTT



Since **Edward Callanan** was named an All-American in 1938, Saint John's football has had 153 more selections, beginning a tradition of All-American excellence on the field. Guard **Chuck Froehle** was the first-repeat and first three-time selection in program history (1954, 1955 and 1956). He is one of 29 players to earn more than one All-America award. SJU has had more than one All-American in 40 seasons and 24 seasons with three selections or more.



CAM McCAMBRIDGE



AARON SYVERSON



RAVI ALSTON



BOBBY FISCHER



ALEX
LARSON

LEADING THE MIAC IN ALL-AMERICANS


SJU's 154 All-America selections are the most by any MIAC school by nearly four times over. All other current MIAC institutions have had a combined 179 All-Americans. Four schools – Carleton, Concordia, Gustavus Adolphus and Hamline – earned over half of their All-America awards before the 2000 season.

Eleven Johnnies have earned 14 All-America honors since 2021, including five in the 2024 season. Three All-Americans (defensive lineman **Zach Frank**, tight end **Joey Gendreau** and wide receiver **Dylan Wheeler**) return for their senior season in 2025. No other team in the conference returned a 2024 All-American.

Five of the current coaches on the SJU staff were named All-Americans during their tenure as Saint John's players: **Brandon Novak**, **Damien Dumonceaux**, **Josh Bungum**, **Ben Eli** and **Max Jackson**. Novak (1998 and 1999) and Jackson (2017 and 2018) were both multi-year selections in their careers, and were also multi-sport athletes (wrestling and baseball).

SJU

154



SINCE 2000

SJU

70

BU

32



15



13



9



6

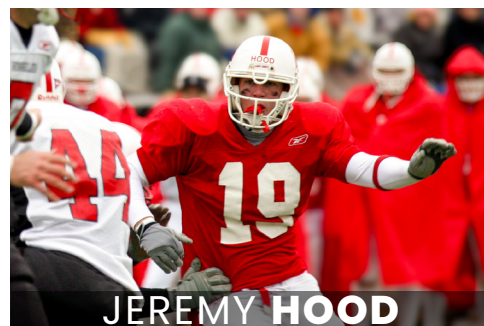


5

Saint John's football has had a total of 70 All-Americans since 2000 - nearly more than every other MIAC school combined. Of those 70 All-Americans, 14 earned more than one selection to an All-America team, while five were three-time honorees: **Blake Elliott** '03 (2001, 2002, 2003), **Dan Greenheck** '20 (2017, 2018, 2019), **Jeremy Hood** '04 (2001, 2002, 2003), **Alex Larson** '23 (2021, 2022, 2023) and **Cam McCambridge** '03 (2001, 2002, 2003). SJU has had an All-American in 22 of the last 25 years, missing just two competitive seasons: 2013 and 2008 (not including the cancelled 2020 season). More than one Johnnie has been named an All-American in 19 of those 22 seasons, with a program-record seven selections in 2019.



SAM SURA



JEREMY HOOD

70 ALL-AMERICANS SINCE 2000

30 MULTI-TIME ALL-AMERICANS

10 YEAR STREAK OF ALL-AMERICANS

70 ALL-AMERICANS IN 25 YEARS



MAX JACKSON

PLAYER	POSITION	YEAR	PLAYER	POSITION	YEAR
Nate Kirschner	Tight End	2000	Josh Bungum	Returner	2015
Beau LaBore	Linebacker	2000	Carter Hanson	Linebacker	2015
Tom Linnemann	Quarterback	2000	Sam Sura	Running Back	2015
Chris Moore	Running Back	2000	Peyton Thiry	Defensive Line	2015
Chris Salvato	Offensive Line	2000	Ben Eli	Offensive Line	2016
Alex Wesley	Defensive Line	2000	Carter Hanson	Linebacker	2016
Ryan Danielson	Defensive End	2001	Dan Greenheck	Offensive Line	2017
Blake Elliott	Wide Receiver	2001	Max Jackson	Defensive Back	2017
Jeremy Hood	Defensive End	2001	Tommy Auger	Tight End	2018
Cam McCambridge	Linebacker	2001	Nathan Brinker	Defensive Line	2018
Blake Elliott	Wide Receiver	2002	Jackson Erdmann	Quarterback	2018
Jeremy Hood	Defensive End	2002	Will Gillach	Wide Receiver	2018
Dan Kosel	Offensive Line	2002	Dan Greenheck	Offensive Line	2018
Cam McCambridge	Linebacker	2002	Max Jackson	Defensive Back	2018
Jason Pflipsen	Defensive Back	2002	Ravi Alston	Wide Receiver	2019
Justin Cass	Offensive Line	2003	Ben Barch	Offensive Line	2019
Blake Elliott	Wide Receiver	2003	Jackson Erdmann	Quarterback	2019
Jeremy Hood	Defensive End	2003	Dan Greenheck	Offensive Line	2019
Cam McCambridge	Linebacker	2003	Chris Harris	Defensive Back	2019
Ryan Weinandt	Defensive Line	2003	Danny Pietruszewski	Linebacker	2019
Jason Good	Defensive Line	2004	J.W. Windsor	Defensive Line	2019
Damien Dumonceaux	Defensive Line	2005	Ravi Alston	Wide Receiver	2021
Matt Nelson	Offensive Line	2005	Alex Larson	Tight End	2021
Nick Gunderson	Defensive Line	2006	Nick Neumann	Offensive Line	2021
Kevin McNamara	Defensive Line	2006	Michael Wozniak	Defensive Line	2021
Nick Gunderson	Defensive Line	2007	Metorah Faoliu	Defensive Line	2022
Andrew Salvato	Offensive Line	2007	Alex Larson	Tight End	2022
Kyle Schroeder	Defensive Line	2009	Michael Wozniak	Defensive Line	2022
Ryan Wimmer	Linebacker	2009	Joe Jaeger	Offensive Line	2023
Kyle Schroeder	Defensive Line	2010	Alex Larson	Tight End	2023
Bobby Fischer	Defensive Back	2011	Zach Frank	Offensive Line	2024
Bobby Fischer	Defensive Back	2012	Joey Gendreau	Tight End	2024
Jimmie Mattson	Kicker	2012	Nick McKenzie	Offensive Line	2024
Ross Carlson	Offensive Line	2014	Aaron Syverson	Quarterback	2024
Sam Sura	Running Back	2014	Dylan Wheeler	Wide Receiver	2024

TOP OF THE LINE



OL

BEN **BARTCH**

DL

DAMIEN **DUMONCEAUX**

DL

ZACH **FRANK**

OL

DAN **GREENHECK**

DL

NICK **GUNDERSON**


SJU ALL-AMERICA LINEMEN

PLAYER	POSITION	YEAR
Roger Ludwig	Offensive Tackle	1958
Sev Youso	Offensive Tackle	1958
Felix Mannella	Offensive Guard	1959
Bob Gavin	Offensive Guard	1961
Fred Philipson	Offensive Tackle	1961
Bob Stolz	Offensive Tackle	1961
John McDowell	Offensive Tackle	1962
Tom McIntyre	Offensive Tackle	1962
Bill Wagner	Center	1962
Dave Honer	Offensive Guard	1963
John McDowell	Defensive Tackle	1963
Michael Collins	Def./Off. Tackle	1964
Fred Cremer	Offensive Tackle	1964
Jack Hickey	Center	1964
Michael Collins	Def./Off. Tackle	1965
Fred Cremer	Offensive Tackle	1965
Fred Cremer	Offensive Tackle	1966
Lyle Mathiasen	Offensive Line	1973
Ernie England	Defensive Line	1978
Ernie England	Defensive Line	1979
John Sowada	Offensive Line	1982
Jeff Chalmers	Offensive Line	1983
Steve O'Toole	Defensive Line	1991
Burt Chamberlin	Offensive Line	1992
Burt Chamberlin	Offensive Line	1993
Jim Wagner	Defensive Line	1993
Brian Kohorst	Defensive Line	1994
Jim Wagner	Defensive Line	1994
Jesse Redepenning	Offensive Line	1995
Jesse Redepenning	Offensive Line	1996
Matt Griffith	Defensive Line	1997

PLAYER	POSITION	YEAR
Joe Kaczrowski	Defensive Line	1998
Chris Salvato	Offensive Line	2000
Alex Wesley	Defensive Line	2000
Dan Kosel	Offensive Line	2002
Justin Cass	Offensive Line	2003
Ryan Weinandt	Defensive Line	2003
Jason Good	Defensive Line	2004
Damien Dumonceaux	Defensive Line	2005
Matt Nelson	Offensive Line	2005
Nick Gunderson	Defensive Line	2006
Kevin McNamara	Defensive Line	2006
Nick Gunderson	Defensive Line	2007
Andrew Salvato	Offensive Line	2007
Kyle Schroeder	Defensive Line	2009
Kyle Schroeder	Defensive Line	2010
Ross Carlson	Offensive Line	2014
Peyton Thiry	Defensive Line	2015
Ben Eli	Offensive Line	2016
Dan Greenheck	Offensive Line	2017
Nathan Brinker	Defensive Line	2018
Dan Greenheck	Offensive Line	2018
Ben Bartch	Offensive Line	2019
Dan Greenheck	Offensive Line	2019
J.W. Windsor	Defensive Line	2019
Nick Neumann	Offensive Line	2021
Michael Wozniak	Defensive Line	2021
Metorah Faoliu	Defensive Line	2022
Michael Wozniak	Defensive Line	2022
Joe Jaeger	Offensive Line	2023
Zach Frank	Offensive Line	2024
Nick McKenzie	Offensive Line	2024

65

ALL-AMERICAN LINEMEN



JIM **WAGNER**

LINEMAN U

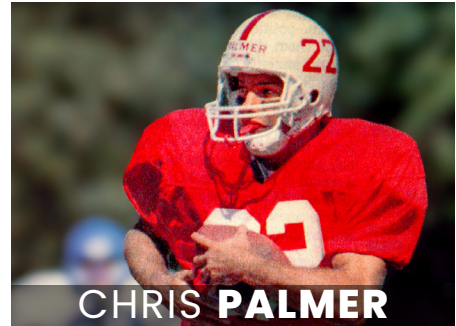

SJU has produced a long line of success across the offensive and defensive lines, with a total of 65 All-America honors among 53 student-athletes. That number is more than any other MIAC program's total All-Americans. In comparison, Bethel has 41 All-Americans, all-time. The Johnnies have had an All-American on the offensive line in seven of the last eight seasons and on the defensive line in five of the last six.

THE GAGLIARDI TROPHY

PRESENTED ANNUALLY TO THE OUTSTANDING FOOTBALL PLAYER IN NCAA DIVISION III FOOTBALL BY THE J-CLUB OF SAINT JOHN'S UNIVERSITY.

The Gagliardi Trophy is presented by Stearns Bank to the most outstanding football player in NCAA Division III and has been given annually since 1993. It recognizes excellence in athletics, academics and community service. The award is named after **John Gagliardi**, Saint John's legendary Hall of Fame head football coach who passed away at the age of 91 in 2018.

John retired in 2012 with 489 career victories, the most in college football history. Stearns Bank's long-time CEO Norm Skalicky and Gagliardi were good friends and admirers of one another. Both became legends in their respective fields - not just because of their success, but because of how they looked uniquely upon their work.



CHRIS PALMER

Nominations are submitted by colleges across the country, and the semifinalists were selected by the J-Club Board of Directors. The Gagliardi Trophy national-selection committee (voters) is comprised of 18 Division III coaches (three from each NCAA Region), six Division III administrators (one from each region), 12 regional notable voters (two from each region) and six national voters with Division III backgrounds. No J-Club members vote as part of the national-selection committee.

Since its inception, SJU has had 17 finalists - the second-most of any Division III institution. Saint John's has had four athletes win the trophy named after their program's long-time head coach: wide receiver **Chris Palmer** (1995), wide receiver/returner **Blake Elliott** (2003), linebacker **Carter Hanson** (2016) and quarterback **Jackson Erdmann** (2018).



CARTER HANSON



BLAKE ELLIOTT



JACKSON ERDMANN

GAGLIARDI TROPHY FINALISTS

PLAYER	POSITION	YEAR
Willie Seiler	Quarterback	1993
Matt Malmberg	Running Back	1994
Chris Palmer*	Wide Receiver	1995
Kurt Ramler	Quarterback	1996
Tom Linnemann	Quarterback	2000
Blake Elliott	Wide Receiver/Return	2002
Blake Elliott*	Wide Receiver/Return	2003
Damien Dumonceaux	Defensive Tackle	2005
Alex Kofoed	Quarterback	2007
Sam Sura	Running Back	2014
Sam Sura	Running Back	2015
Carter Hanson*	Linebacker	2016
Jackson Erdmann*	Quarterback	2018
Jackson Erdmann	Quarterback	2019
Michael Wozniak	Defensive Line	2022
Aaron Syverson	Quarterback	2023
Aaron Syverson	Quarterback	2024

**denotes winner*





GAME ONE



49



0

SATURDAY, SEPT. 13, 2025 | BLAKE ELLIOTT DAY
COLLEGEVILLE, MINN. | CLEMENS STADIUM



LAST GAME: SAINT JOHN'S 49, MINNESOTA-MORRIS 0

Saturday, Sept. 13 | Blake Elliott Day
Collegeville, Minn. | Clemens Stadium | Attendance:



	1st	2nd	3rd	4th	Final
Minnesota-Morris (0-2)	0	0	0	0	0
Saint John's (2-0)	7	14	28	0	0

SCORING SUMMARY

QTR	TIME	TEAM		DRIVE	UMM	SJU
1st	00:00	SJU	Caden Wheeler 3 yd run (Matt Hansen kick),	7 plays, 67 yards, TOP 4:13	0	7
2nd	10:08	SJU	Corey Bohmert 20 yd run (Matt Hansen kick),	5 plays, 65 yards, TOP 2:07	0	14
2nd	06:10	SJU	Joey Gendreau 8 yd pass from Trey Feeney (Matt Hansen kick)	5 plays, 61 yards, TOP 2:07	0	21
3rd	13:32	SJU	Joey Gendreau 35 yd pass from Z. Dittbenner (Matt Hansen kick)	3 plays, 68 yards, TOP 1:24	0	28
3rd	07:53	SJU	Dylan Wheeler 1 yd pass from Trey Feeney (Matt Hansen kick)	3 plays, 43 yards, TOP 1:31	0	35
3rd	06:52	SJU	Jack St. Fleur 40 yd interception (Matt Hansen kick)		0	42
3rd	01:50	SJU	Caden Wheeler 9 yd run (Matt Hansen kick),	6 plays, 63 yards, TOP 3:17	0	49

TEAM STATISTICS

	UMM	SJU
FIRST DOWNS	9	23
Rushing	5	10
Passing	3	13
Penalty	1	0
NET YARDS RUSHING	79	197
Rushing Attempts	40	24
Average Per Rush	2.0	8.2
Rushing Touchdowns	0	3
Yards Gained Rushing	118	210
Yards Lost Rushing	39	13
NET YARDS PASSING	45	291
Completions-Attempts-Int	8-16-1	20-24-1
Average Per Attempt	2.8	12.1
Average Per Completion	5.6	14.6
Passing Touchdowns	0	3
TOTAL OFFENSE YARDS	124	488
Total offense plays	56	48
Average Gain Per Play	2.2	10.2
Fumbles: Number-Lost	3-1	3-2
Penalties: Number-Yards	0-0	3-25
PUNTS-YARDS	7-272	1-39
Average Yards Per Punt	38.9	39.0
Net Yards Per Punt	35.3	39.0
Inside 20	1	1
50+ Yards	1	0
Touchbacks	0	0
Fair catch	1	0
KICKOFFS-YARDS	1-50	8-465
Average Yards Per Kickoff	50.0	58.1
Net Yards Per Kickoff	33.0	41.6
Touchbacks	0	0
Fair Catch Yards	0	0
Punt returns: Number-Yards-TD	0-0-0	4-25-0
Average Per Return	0.0	6.2
Kickoff returns: Number-Yds-TD	8-132-0	1-17-0
Average Per Return	16.5	17.0
Interceptions: Number-Yds-TD	1-0-0	1-40-1
Fumble Returns: Number-Yds-TD	0-0-0	0-0-0
Miscellaneous Yards	0	0
Possession Time	35:52	24:08
1st Quarter	7:16	7:44
2nd Quarter	8:13	6:47
3rd Quarter	8:44	6:16
4th Quarter	11:39	3:21
Third-Down Conversions	5 of 15	0 of 1
Fourth-Down Conversions	0 of 2	0 of 0
Red-Zone Scores-Chances	0-2	5-6
Touchdowns	0-2	5-6
Field goals	0-2	0-6
Sacks By: Number-Yards	1-7	3-16
PAT Kicks	0-0	7-7
Field Goals	0-0	0-0
Points off turnovers	0	14

PASSING STATS

	CMP-ATT-INT	YDS	TD	LONG	SACK
Trey Feeney	12-13-0	141	2	30	0
Zander Dittbenner	7-10-1	138	1	35	1
Lucas Jansky	1-1-0	12	0	12	0
TOTALS	20-24-1	291	3	35	1

RUSHING STATS

	NO.	GAIN	LOSS	NET	TD	LONG	AVG.
Caden Wheeler	8	83	2	81	2	25	10.1
Corey Bohmert	5	73	0	73	1	29	14.6
Dylan Kirchner	3	22	4	18	0	14	6.0
Wyatt McCabe	1	8	0	8	0	8	8.0
Logan Eisele	2	8	0	8	0	6	4.0
Zander Dittbenner	4	13	7	6	0	6	1.5
Lucas Jansky	1	3	0	3	0	3	3.0
TOTALS	24	210	13	197	3	29	8.2

RECEIVING STATS

	NO.	YDS	TD	LONG
Joey Gendreau	8	124	2	35
Caden Wheeler	3	44	0	17
Dylan Wheeler	3	29	1	24
Riley Schwellenbach	2	62	0	32
Faaris Amegankpoe	1	12	0	12
Thomas Jacobs	1	8	0	8
Owen Amrhein	1	6	0	6
Dylan Kirchner	1	6	0	6
TOTALS	20	291	3	35

DEFENSE STATS

	SOLO	AST	TOT	TFL/YDS	SK/YDS	FF	FR/YDS	INT	BR	BLK	QBH
Aiden McMahon	5	4	9	1.0/1	-/-	1	1/-	-	1	-	-
Jack St. Fleur	4	1	5	-/-	-/-	-	-/-	1-40	-	-	-
Landon Danner	2	3	5	1.0/2	0.5/1	-	-/-	-	-	-	-
Evan Wahlin	2	3	5	1.0/3	-/-	-	-/-	-	-	-	-
Grady Minnerath	1	4	5	1.0/-	0.5/-	-	-/-	-	-	-	-
Peyton Goettlicher	1	3	4	0.5/1	-/-	-	-/-	-	-	-	-
Melvin Wallace	1	3	4	1.0/3	-/-	-	-/-	-	-	-	-
Jack Krza	2	2	4	-/-	-/-	-	-/-	-	-	-	-
Chandler Obering	1	2	3	1.5/4	-/-	1	-/-	-	-	-	-
Cole Engen	1	2	3	0.5/4	0.5/4	-	-/-	-	-	-	-
Zach Frank	1	2	3	1.5/11	1.5/11	-	-/-	-	-	-	1
Jawahn Cockfield	-	3	3	1.0/1	-/-	-	-/-	-	-	-	-
Mark Rogalski	-	2	2	-/-	-/-	-	-/-	-	-	-	-
Vincent Pyne	2	-	2	-/-	-/-	-	-/-	-	1	-	-
Adam Schavey	2	-	2	-/-	-/-	-	-/-	-	-	-	-
Zachariah Hunter	1	1	2	-/-	-/-	-	-/-	-	-	-	-
Aaron Baisley	1	1	2	-/-	-/-	-	-/-	-	-	-	-
Hudson Poole	2	-	2	-/-	-/-	-	-/-	-	-	-	-
John Karkula	-	1	1	-/-	-/-	-	-/-	-	-	-	-
Nolan Dumonceaux	1	-	1	-/-	-/-	-	-/-	-	-	-	-
Will Peroutka	1	-	1	-/-	-/-	-	-/-	-	1	-	-
Joey Moberg	-	1	1	-/-	-/-	-	-/-	-	-	-	-
Isaac Potter	-	1	1	-/-	-/-	-	-/-	-	-	-	-
Alex Harren	1	-	1	-/-	-/-	-	-/-	-	-	-	-
Charlie Ryks	-	1	1	-/-	-/-	-	-/-	-	-	-	-
Tyler Smith	1	-	1	-/-	-/-	-	-/-	-	-	-	-
Eric Jurek	-	1	1	-/-	-/-	-	-/-	-	-	-	-
Riley DeRosier	-	1	1	-/-	-/-	-	-/-	-	-	-	-

THE LAST TIME...

* Postseason game # Metrodome

SAINT JOHN'S Rushing

300+ Yards	Oct. 30, 2021 (371, vs. St. Scholastica)
350+ Yards	Oct. 30, 2021 (371, vs. St. Scholastica)
400+ Yards	Sept. 18, 1999 (469 vs. Macalester)
50+ Attempts	Nov. 13, 2021 (53, at Bethel)
60+ Attempts	Oct. 15, 2016 (60, vs. Carleton)
70+ Attempts	Nov. 3, 1984 (74, at Macalester)
5 Rushing TD's	Oct. 30, 2021 (5, vs. St. Scholastica)
6 Rushing TD's	Nov. 9, 2019 (6, at Hamline)
7 Rushing TD's	Nov. 4, 2017 (8, at Hamline)

Passing

300+ Yards	Dec. 7, 2024 (466, vs. Susquehanna, Pa.)*
400+ Yards	Dec. 7, 2024 (466, vs. Susquehanna, Pa.)*
500+ Yards	<i>Never</i>
40+ Attempts	Dec. 7, 2024 (46, vs. Susquehanna, Pa.)*
50+ Attempts	Nov. 11, 2023 (51, at Concordia)
60+ Attempts	Oct. 7, 2023 (60, vs. Concordia)
30+ Completions	Dec. 7, 2024 (37, vs. Susquehanna, Pa.)*
40+ Completions	Oct. 7, 2023 (44, vs. Concordia)
4 Passing TD's	Dec. 7, 2024 (5, vs. Susquehanna, Pa.)*
5 Passing TD's	Dec. 7, 2024 (5, vs. Susquehanna, Pa.)*
6 Passing TD's	Nov. 9, 2024 (6, vs. St. Olaf)
7 Passing TD's	Oct. 28, 2023 (8, vs. St. Scholastica)
8 Passing TD's	Oct. 28, 2023 (8, vs. St. Scholastica)
3+ Interceptions	Nov. 26, 2022 (4, vs. Wartburg, Iowa)*
4+ Interceptions	Nov. 26, 2022 (4, vs. Wartburg, Iowa)*
5+ Interceptions	Oct. 28, 2000 (5, at Bethel)

Combination Offense

300-Yard Passer + 100-Yard Rusher	Oct. 12, 2024 at Concordia (399, Aaron Syverson; 128, Caden Wheeler)
200-Yard Passer + 100-Yard Rusher + 100-Yard Receiver	Oct. 12, 2024 at Concordia (399, Aaron Syverson; 128, Caden Wheeler; 159, Dylan Wheeler/132, Marselio Mendez)
200-Yard Passer + 100-Yard Rusher	Oct. 12, 2024 at Concordia (399, Aaron Syverson; 128, Caden Wheeler)
100-Yard Rusher + 100-Yard Receiver	Oct. 12, 2024 at Concordia (128, Caden Wheeler; 159, Dylan Wheeler/132, Marselio Mendez)

Total Offense

400+ Yards	Sept. 13, 2025 (488, vs. Minnesota-Morris)
500+ Yards	Nov. 9, 2024 (607, vs. St. Olaf)
600+ Yards	Nov. 9, 2024 (607, vs. St. Olaf)
700+ Yards	Oct. 26, 2019 (749, at St. Olaf)
75+ Plays	Oct. 19, 2024 (75, at Carleton)
85+ Plays	Oct. 7, 2023 (87, vs. Concordia)

Scoring

14 Points or Less	Sept. 7, 2019 (W, 14-7 at UW-Stout)
40+ Points	Sept. 13, 2025 (W, 49-0 vs. Minnesota-Morris)
50+ Points	Nov. 9, 2024 (W, 55-6 vs. St. Olaf)
60+ Points	Nov. 2, 2024 (W, 70-0 at St. Scholastica)
2-Point Conversion	Sept. 2, 2023 (W, 34-31 in OT vs. Trinity, Texas) (Aaron Syverson pass to Joey Gendreau)
Opp. Scoreless	Sept. 13, 2025 (W, 49-0 vs. Minnesota-Morris)
Opp. Scoreless (Home)	Sept. 13, 2025 (W, 49-0 vs. Minnesota-Morris)
Opp. Scoreless (Road)	Nov. 2, 2024 (W, 70-0 at St. Scholastica)
2+ Shutouts in Season	2024 (3) 49-0 (vs. Carthage, Wis.), 34-0 (vs. Gustavus Adolphus), 70-0 (at St. Scholastica)
3+ Shutouts in Season	2024 (3) 49-0 (vs. Carthage, Wis.), 34-0 (vs. Gustavus Adolphus), 70-0 (at St. Scholastica)
4+ Shutouts in Season	2021 (4) 49-0 (at Concordia), 50-0 (vs. Augsburg), 56-0 (vs. St. Olaf), 81-0 (vs. St. Scholastica)
No Opp. Off. TD	Sept. 13, 2025 (W, 49-0 vs. Minnesota-Morris)
No Opp. Off. TD (Home)	Sept. 13, 2025 (W, 49-0 vs. Minnesota-Morris)
No Opp. Off. TD (Road)	Nov. 2, 2024 (W, 70-0 at St. Scholastica)
Allowed 30+ Points	Dec. 7, 2024 (L, 38-41, vs. Susquehanna, Pa.)*
Allowed 40+ Points	Dec. 7, 2024 (L, 38-41, vs. Susquehanna, Pa.)*

Allowed 50+ Points	Sept. 9, 2023 (L, 28-56 at UW-Whitewater)
SJU Scoreless	Sept. 29, 1990 (L, 0-21 at Hamline)
SJU Scoreless (Home)	Nov. 4, 1978 (L, 0-17 vs. Concordia)
SJU Scoreless (Road)	Sept. 29, 1990 (L, 0-21 at Hamline)
SJU Scoreless (Neutral)	Oct. 5, 1945 (L, 0-30 vs. St. Thomas at St. Cloud)
No SJU Off. TD	Nov. 24, 2001 (W, 9-7 vs. UW-Stevens Point)*
No SJU Off. TD (Home)	Nov. 24, 2001 (W, 9-7 vs. UW-Stevens Point)*
No SJU Off. TD (Road)	Sept. 29, 1990 (L, 0-21 at Hamline)

Turnovers

No SJU Turnovers	Nov. 30, 2024 (vs. UW-La Crosse)*
4+ SJU Turnovers	Nov. 26, 2022 (5, vs. Wartburg, Iowa)*
5+ SJU Turnovers	Nov. 26, 2022 (5, vs. Wartburg, Iowa)*
3 SJU Fumbles Lost	Nov. 5, 2016 (vs. Hamline)
4+ SJU Fumbles Lost	Sept. 29, 2018 (4, at Augsburg)
4+ Takeaways	Nov. 16, 2024 (4, vs. Bethel)
5+ Takeaways	Sept. 28, 2024 (5, at Bethel)
6+ Takeaways	Oct. 13, 2018 (7, vs. St. Thomas)

Defense

50 Rush Yards or Less	Nov. 9, 2024 (2, vs. St. Olaf)
100 Pass Yards or Less	Sept. 13, 2025 (45, vs. Minnesota-Morris)
100 Total Yards or Less	Nov. 3, 2018 (98, vs. Hamline)
200 Total Yards or Less	Sept. 13, 2025 (124, vs. Minnesota-Morris)
4+ Interceptions	Sept. 28, 2024 (4, at Bethel)
5+ Interceptions	Nov. 12, 2022 (5, vs. Bethel)
Scored a Safety	Sept. 3, 2022 (W, 24-10 vs. UW-Whitewater)
Scored 2 Safeties	Sept. 3, 2022 (W, 24-10 vs. UW-Whitewater)

Miscellaneous

10 First Downs or Less	Sept. 23, 2017 (6, vs. St. Thomas at Target Field)
30+ First Downs	Sept. 7, 2024 (31, vs. Carthage, Wis.)
No Penalties	Nov. 2, 2024 (at St. Scholastica)
10+ Penalties	Oct. 5, 2024 (13, vs. Augsburg)
40:00+ of Poss.	Sept. 28, 2024 (40:06, at Bethel)
Less Than 25:00 of Poss.	Sept. 13, 2025 (24:08, vs. Minnesota-Morris)
0 Punts	Sept. 29, 2018 (at Augsburg)
7+ Punts	Sept. 3, 2022 (9, vs. UW-Whitewater)
10+ Punts	Dec. 2, 2000 (10, at Central, Iowa)*
Overtime Game	Sept. 2, 2023 (OT; W, 34-31 vs. Trinity, Texas)
Double-Overtime Game	Nov. 2, 2013 (2OT; L, 20-23 at Gustavus)
Triple-Overtime Game	<i>Never</i>

JOHNNIE PLAYER Rushing

100+ Yards	Oct. 12, 2024 (128, Caden Wheeler at Carleton)
150+ Yards	Oct. 20, 2018 (159, Henry Trost vs. St. Olaf)
200+ Yards	Oct. 17, 2015 (201, Sam Sura vs. Gustavus)
250+ Yards	Sept. 13, 2014 (281, Sam Sura at UW-Eau Claire)
Quarterback 100+ Yards	Nov. 13, 2021 (103, Chris Backes at Bethel)
30+ Carries	Nov. 7, 2015 (35, Sam Sura at Bethel)
35+ Carries	Nov. 7, 2015 (35, Sam Sura at Bethel)
40+ Carries	Nov. 8, 2014 (40, Sam Sura vs. Bethel)
3+ TD	Nov. 2, 2024 (3, Will Blakey at St. Scholastica)
4+ TD	Oct. 9, 2021 (4, Henry Trost vs. Augsburg)
5+ TD	Oct. 2, 2004 (5, Corey Weber vs. Hamline)
Quarterback 3+ TD	Oct. 25, 2014 (3, Nick Martin vs. Carleton)
Quarterback 4+ TD	Nov. 20, 1976 (5, Jeff Norman vs. Augustana, Ill.)*
Quarterback 5+ TD	Nov. 20, 1976 (5, Jeff Norman vs. Augustana, Ill.)*
50-Yard Run	Oct. 19, 2024 (69, Corey Bohmert at Carleton)
60-Yard Run	Oct. 19, 2024 (69, Corey Bohmert at Carleton)
70-Yard Run	Sept. 23, 2023 (77, Devin Vouk vs. Bethel)
80-Yard Run	Oct. 20, 2018 (80, Henry Trost vs. St. Olaf)
90-Yard Run	Sept. 27, 1980 (91, Pat Stone vs. Hamline)
2 w/100+ Yards	Oct. 20, 2018 vs. St. Olaf (159, Henry Trost; 107, Adam Essler)
2 w/2+ TD Each	Nov. 9, 2019 at Hamline (2, Dylan Cerney; 2, Kenneth Udoibok)

--continued on p. 35--

Passing

300+ Yards	Dec. 7, 2024 (466, Aaron Syverson vs. Susquehanna, Pa.)*
400+ Yards	Dec. 7, 2024 (466, Aaron Syverson vs. Susquehanna, Pa.)*
30+ Comp.	Dec. 7, 2024 (37, Aaron Syverson vs. Susquehanna, Pa.)*
50-Yard Comp.	Dec. 7, 2024 (89, Aaron Syverson vs. Susquehanna, Pa.)*
60-Yard Comp.	Dec. 7, 2024 (89, Aaron Syverson vs. Susquehanna, Pa.)*
70-Yard Comp.	Dec. 7, 2024 (89, Aaron Syverson vs. Susquehanna, Pa.)*
4+ TD	Dec. 7, 2024 (5, Aaron Syverson vs. Susquehanna, Pa.)*
5+ TD	Dec. 7, 2024 (5, Aaron Syverson vs. Susquehanna, Pa.)*
6+ TD	Nov. 9, 2024 (6, Aaron Syverson vs. St. Olaf)
Non-QB Passing TD	Oct. 27, 2018 (79, Will Gillach at Concordia)

Receiving

150+ Yards	Dec. 7, 2024 (167, Riley Schwellenbach vs. Susquehanna, Pa.)*
200+ Yards	Dec. 7, 2024 (10, Dylan Wheeler vs. Susquehanna, Pa.)*
10+ Receptions	Nov. 30, 2024 (11, Marselio Mendez vs. UW-La Crosse)*
15+ Receptions	Nov. 8, 2003 (15, Blake Elliott vs. Bethel)
3+ TD	Nov. 16, 2024 (3, Dylan Wheeler vs. Bethel)
4+ TD	Nov. 10, 2018 (4, Will Gillach vs. Thomas More, Ky.)
2 w/100+ Yards	Dec. 7, 2024 vs. Susquehanna, Pa.* (167, Riley Schwellenbach; 113, Marselio Mendez)
3 w/100+ Yards	Nov. 11, 2023 at Concordia (156, Nick VanErp; 101, Alex Larson; 101, Dylan Wheeler)
2 w/2 TD Each	Nov. 16, 2024 vs. Bethel (3, Dylan Wheeler; 2, Marselio Mendez)
2 w/3 TD Each	Nov. 9, 2024 vs. St. Olaf (3, Marselio Mendez; 3, Dylan Wheeler)

Defense

15+ Tackles	Oct. 27, 2018 (15, Nathan Brinker/Max Jackson at Concordia)
2+ Sacks	Oct. 5, 2024 (2.0, Isaac Hetland vs. Augsburg)
3+ Sacks	Oct. 7, 2023 (3.0, Zach Frank vs. Concordia)
Fumble Return TD	Oct. 22, 2022 (35, Metoriah Faolii vs. Gustavus Adolphus)
2 Fumble Return TD	Sept. 24, 1994 (10 & 24 yards, Brian Kohorst vs. Augsburg)
2 Interceptions	Sept. 28, 2024 (2, Westin Hoyt at Bethel)
3 Interceptions	Sept. 3, 2016 (3, Leonard Gutierrez vs. St. Scholastica)
4 Interceptions	Oct. 18, 2003 (4, Paul Gans vs. Augsburg)
Interception TD	Sept. 13, 2025 (40, Jack St. Fleur vs. Minnesota-Morris)
2 INT TD's, 1 Player	Nov. 20, 1999 (66 & 92, Beau LaBore vs. UW-Stevens Point)*
2 INT TD's, 2 Players	Nov. 14, 2009 vs. Carleton (36, Nate Anderson lateral from Billy Lawrence; 59, Ethan Eid)

2025 – SJU'S SCORING DRIVES

Team (Date)	Plays-Yds.	Span	Qtr.	Clock	Down-Dist.
Minnesota-Morris (9/13/25)	7-67	4:13	1	0:00	2-G
Minnesota-Morris	5-65	2:07	2	10:08	1-10
Minnesota-Morris	5-61	2:07	2	6:10	1-G
Minnesota-Morris	3-68	1:24	3	13:32	2-2
Minnesota-Morris	3-43	1:31	3	7:53	1-G
Minnesota-Morris	---	---	3	6:52	2-10 (Opp.)
Minnesota-Morris	6-63	3:17	3	1:50	2-4

2025 – SJU'S SCORING DRIVES ALLOWED

Team (Date)	Plays-Yds.	Span	Qtr.	Clock	Down-Dist.	Scoring Play
-------------	------------	------	------	-------	------------	--------------

Special Teams

Kick Return TD	Nov. 19, 2016 (82, Evan Clark vs. UW-Platteville)*
Allowed Kick Return TD	Oct. 5, 2019 (99, Le'Andre Benion vs. Augsburg)
Punt Return TD	Nov. 3, 2018 (60, Max Jackson vs. Hamline)
2 PR TD's, 1 Player	Oct. 13, 2001 (66 and 46, Blake Elliott vs. Gustavus)
2 PR TD's, 2 Players	Sept. 25, 1993 vs. St. Olaf (77, Tony Lesch; 79, Mark Smith)
Allowed Punt Return TD	Oct. 6, 2007 (75, Andrew Schmiesing vs. St. Olaf)
3 FG	Nov. 10, 2012 (3, Jimmie Mattson at Bethel)
40-Yard FG	Nov. 30, 2024 (41, Conor Murphy vs. UW-La Crosse)*
60-Yard Punt	Sept. 9, 2023 (61, Spencer Ell at UW-Whitewater)
Blocked Extra Point	Nov. 30, 2024 (Charlie King vs. UW-La Crosse)*
Returned PAT for 2 Points	Oct. 18, 2014 (Trevor Warner at Gustavus)
Blocked Field Goal	Sept. 28, 2019 (Collin Franz at Carleton)
Blocked Punt	Nov. 4, 2023 (Joe Rossebo at St. Olaf)
FR TD & PR TD	Oct. 17, 1992 vs. Bethel (31-yard FR & 72-yard PR, John Beutz)
PR TD & INT TD	Dec. 14, 1963 vs. Prairie View A&M, Texas* (41-yard PR, Bob Spinner; 44-yard INT, John McCormick)

OPPONENT

100-Yard Receiver	Dec. 7, 2024 (113, Kyle Howes vs. Susquehanna, Pa.)*
100-Yard Rusher	Dec. 7, 2024 (176, Rahshan La Mons vs. Susquehanna, Pa.)*
300-Yard Passer	Oct. 12, 2024 at Concordia (396, Cooper Mattern)
Blocked Extra Point	Nov. 9, 2024 vs. St. Olaf (Tate Sauerwein)
Returned PAT for 2 Points	Nov. 2, 2019 vs. Concordia (Marshall King)
Blocked Field Goal	Oct. 9, 2021 vs. Augsburg (Lionel Gates)
Blocked Punt	Sept. 14, 2024 vs. Wartburg, Iowa (Tyler Gayer)
Blocked Punt for TD	Oct. 7, 2023 (5, Owen Miller vs. Concordia)
Fumble Return TD	Nov. 26, 2022 (12, Parker Rochford vs. Wartburg, Iowa)*
Interception TD	Sept. 28, 2024 at Bethel (84, Matt Jung)
Scored a Safety	Nov. 16, 2024 (W, 41-33 vs. Bethel)

Scoring Play

Caden Wheeler 3-yard run (Hansen kick)
Corey Bohmert 20-yard run (Hansen kick)
Joey Gendreau 8-yard pass from Trey Feeney (Hansen kick)
Joey Gendreau 35-yard pass from Zander Dittbenner (Hansen kick)
Dylan Wheeler 1-yard pass from Trey Feeney (Hansen kick)
Jack St. Fleur 40-yard interception return (Hansen kick)
Caden Wheeler 9-yard run (Hansen kick)

Scoring Play